

Average RPI Win:	310	WON-LOST	WINNING	LAST 10	STRENGTH OF	OPP. STRENGTH	TEAM	ADJ.	CONF.	ADJ CONF.
Average RPI Loss:	183	RECORD	PCT. RANK	GAMES	SCHEDULE	OF SCHEDULE	RPI	RPI	RPI	RPI
DIV. I ONLY	6- 8	217	3- 5	290	348	266	266	26	26	
DIV. I NON-CONF.	3- 4	209	2- 1	262	349	258	258	25	25	
-----										
TOTALS	RPI 1-25	RPI 26-50	W-L RECORDS	RPI 51-100	RPI 101-999	RPI 201+				
6- 8	0- 0	0- 0	OVERALL	0- 1	6- 7	6- 3				
2- 3	0- 0	0- 0	HOME	0- 1	2- 2	2- 0				
2- 5	0- 0	0- 0	AWAY	0- 0	2- 1	2- 0				
2- 0	0- 0	0- 0	NEUTRAL	0- 0	2- 0	2- 0				
3- 4	0- 0	0- 0	NON-CONFERENCE	0- 0	3- 4	3- 2				
1- 1	0- 0	0- 0	HOME	0- 0	1- 1	1- 0				
0- 3	0- 0	0- 0	AWAY	0- 0	0- 3	0- 2				
2- 0	0- 0	0- 0	NEUTRAL	0- 0	2- 0	2- 0				
3- 4	0- 0	0- 0	CONFERENCE	0- 1	3- 3	3- 1				
1- 2	0- 0	0- 0	HOME	0- 1	1- 1	1- 0				
2- 2	0- 0	0- 0	AWAY	0- 0	2- 2	2- 1				
0- 0	0- 0	0- 0	NEUTRAL	0- 0	0- 0	0- 0				

RPI 1-25				RPI 26-50				RPI 51-100				RPI 101+ Team' s RPI : 266					
RPI	S	Opponent	Score	RPI	S	Opponent	Score	RPI	S	Opponent	Score	RPI	S	Opponent	Score		
								96	H	Central Ark.	50	58	122	H	Rice	56	67
												128	A	UTEP	49	69	
												138	H	Lamar University	31	70	
												192	A	New Orleans	49	66	
												220	A	Abilene Christian	59	61	
												247	A	New Mexico St.	61	70	
												259	H	Nicholls St.	76	55	
												295	N	Prairie View	72	62	
												318	A	UTRGV	53	56	
												318	H	UTRGV	71	41	
												320	A	Northwestern St.	62	56	
												331	A	Sam Houston St.	67	57	
												335	N	Florida A&M	58	55	
LAST 12 Division I GAMES:																	
220	A	Abilene Christian	59	61	96	H	Central Ark.	50	58	122	H	Rice	56	67			
259	H	Nicholls St.	76	55	318	H	UTRGV	71	41	335	N	Florida A&M	58	55			
192	A	New Orleans	49	66	295	N	Prairie View	72	62	247	A	New Mexico St.	61	70			
331	A	Sam Houston St.	67	57													
320	A	Northwestern St.	62	56													
138	H	Lamar University	31	70													

Non-Div I Games: Tex. A&M Int'l 53 34 St. Thomas Houston 72 42 McMurry 62 43 Texas Lutheran 87 56  
A&M-Corpus Christi

Loss, Non-Conf, S Site, H Home A Away N Neutral

Average RPI Win:	281	WON-LOST	WINNING	LAST 10	STRENGTH OF	OPP. STRENGTH	TEAM	ADJ.	CONF.	ADJ CONF.
Average RPI Loss:	126	RECORD	PCT. RANK	GAMES	SCHEDULE	OF SCHEDULE	RPI	RPI	RPI	RPI
DIV. I ONLY	9- 6	113	8- 2	301	290	220	220	26	26	
DIV. I NON-CONF.	2- 4	239	1- 1	193	173	249	249	25	25	
-----										
TOTALS	RPI 1-25	RPI 26-50	W-L RECORDS	RPI 51-100	RPI 101-999	RPI 201+				
9- 6	0- 0	0- 1	OVERALL	0- 2	9- 3	7- 2				
7- 1	0- 0	0- 1	HOME	0- 0	7- 0	5- 0				
1- 4	0- 0	0- 0	AWAY	0- 2	1- 2	1- 1				
1- 1	0- 0	0- 0	NEUTRAL	0- 0	1- 1	1- 1				
2- 4	0- 0	0- 1	NON-CONFERENCE	0- 1	2- 2	1- 2				
1- 1	0- 0	0- 1	HOME	0- 0	1- 0	0- 0				
0- 2	0- 0	0- 0	AWAY	0- 1	0- 1	0- 1				
1- 1	0- 0	0- 0	NEUTRAL	0- 0	1- 1	1- 1				
7- 2	0- 0	0- 0	CONFERENCE	0- 1	7- 1	6- 0				
6- 0	0- 0	0- 0	HOME	0- 0	6- 0	5- 0				
1- 2	0- 0	0- 0	AWAY	0- 1	1- 1	1- 0				
0- 0	0- 0	0- 0	NEUTRAL	0- 0	0- 0	0- 0				

RPI 1-25				RPI 26-50				RPI 51-100				RPI 101+ Team's RPI: 220			
RPI	S	Opponent	Score	RPI	S	Opponent	Score	RPI	S	Opponent	Score	RPI	S	Opponent	Score
				39	H	FGCU	55 94	82	A	Arkansas	65 79	113	A	SFA	55 66
								96	A	Central Ark.	45 63	174	H	Idaho	82 72
												192	H	New Orleans	80 70
												204	N	Radford	65 71
												219	A	SMU	44 65
												266	H	A&M-Corpus Christi	61 59
												292	A	McNeese	80 75
												311	H	Southeastern La.	86 80
												320	H	Northwestern St.	80 41
												322	N	Old Dominion	74 60
												323	H	Houston Baptist	80 68
												331	H	Sam Houston St.	83 65
LAST 12 Division I GAMES:															
266	H	A&M-Corpus Christi	61 59	292	A	McNeese	80 75								
96	A	Central Ark.	45 63	331	H	Sam Houston St.	83 65								
113	A	SFA	55 66	192	H	New Orleans	80 70								
320	H	Northwestern St.	80 41	322	N	Old Dominion	74 60								
323	H	Houston Baptist	80 68	204	N	Radford	65 71								
311	H	Southeastern La.	86 80	39	H	FGCU	55 94								

Non-Div I Games: Schreiner 97 48 Southwest (NM) 91 47 Howard Payne 88 46 Midwestern St. 88 67  
Abilene Christian

Average RPI Win:	302	WON-LOST	WINNING	LAST 10	STRENGTH OF	OPP. STRENGTH	TEAM	ADJ.	CONF.	ADJ CONF.
Average RPI Loss:	164	RECORD	PCT. RANK	GAMES	SCHEDULE	OF SCHEDULE	RPI	RPI	RPI	RPI
DIV. I ONLY	1- 16	342	1- 9	132	205	315	315	16	16	
DIV. I NON-CONF.	0- 10	337	0- 5	91	285	315	315	16	16	
-----										
TOTALS	RPI 1-25	RPI 26-50	W-L RECORDS	RPI 51-100	RPI 101-999	RPI 201+				
1- 16	0- 1	0- 0	OVERALL	0- 2	1- 13	1- 4				
1- 9	0- 1	0- 0	HOME	0- 1	1- 7	1- 2				
0- 7	0- 0	0- 0	AWAY	0- 1	0- 6	0- 2				
0- 0	0- 0	0- 0	NEUTRAL	0- 0	0- 0	0- 0				
0- 10	0- 1	0- 0	NON-CONFERENCE	0- 1	0- 8	0- 3				
0- 5	0- 1	0- 0	HOME	0- 0	0- 4	0- 1				
0- 5	0- 0	0- 0	AWAY	0- 1	0- 4	0- 2				
0- 0	0- 0	0- 0	NEUTRAL	0- 0	0- 0	0- 0				
1- 6	0- 0	0- 0	CONFERENCE	0- 1	1- 5	1- 1				
1- 4	0- 0	0- 0	HOME	0- 1	1- 3	1- 1				
0- 2	0- 0	0- 0	AWAY	0- 0	0- 2	0- 0				
0- 0	0- 0	0- 0	NEUTRAL	0- 0	0- 0	0- 0				

RPI 1-25				RPI 26-50				RPI 51-100				RPI 101+				Team's RPI: 315
RPI	S	Opponent	Score	RPI	S	Opponent	Score	RPI	S	Opponent	Score	RPI	S	Opponent	Score	
5	H	Louisville	50 62					64	H	New Mexico	59 88	114	A	UNLV	57 69	
								89	A	Navy	64 71	136	H	Colorado	43 68	
												141	A	Weber St.	52 62	
												150	H	Fresno St.	58 64	
												152	A	SIUE	40 76	
												159	A	Nevada	60 70	
												170	H	Colorado St.	39 40	
												189	H	Army West Point	59 65	
												201	H	Denver	54 75	
												212	H	Eastern Wash.	63 65	
												260	H	San Jose St.	74 75	
												274	A	FIU	69 70	
												300	A	Utah Valley	56 59	
												302	H	Utah St.	57 50	
LAST 12 Division I GAMES:																
302	H	Utah St.	57 50	64	H	New Mexico	59 88									
170	H	Colorado St.	39 40	5	H	Louisville	50 62									
260	H	San Jose St.	74 75	136	H	Colorado	43 68									
114	A	UNLV	57 69	141	A	Weber St.	52 62									
159	A	Nevada	60 70	300	A	Utah Valley	56 59									
150	H	Fresno St.	58 64	189	H	Army West Point	59 65									

Non-Div I Games: Colo. Christian 66 68

Air Force

Loss, 
Non-Conf, 
S Site, 
H Home
A Away 
N Neutral

Average RPI Win: 267

Average RPI Loss: 71

WON-LOST  
RECORDWINNING  
PCT. RANKLAST 10  
GAMESSTRENGTH OF  
SCHEDULEOPP. STRENGTH  
OF SCHEDULETEAM  
RPIADJ.  
RPICONF.  
RPIADJ CONF.  
RPIDIV. I ONLY  
DIV. I NON-CONF.5- 13  
5- 5286  
1701- 9  
1- 250  
150114  
249224  
207224  
2077  
87  
8

TOTALS

RPI 1-25

RPI 26-50

W-L RECORDS

RPI 51-100

RPI 101-999

RPI 201+

5- 13

0- 2

0- 3

OVERALL

0- 5

5- 3

4- 0

4- 7

0- 2

0- 3

HOME

0- 1

4- 1

4- 0

0- 5

0- 0

0- 0

AWAY

0- 3

0- 2

0- 0

1- 1

0- 0

0- 0

NEUTRAL

0- 1

1- 0

0- 0

5- 5

0- 1

0- 1

NON-CONFERENCE

0- 2

5- 1

4- 0

4- 2

0- 1

0- 1

HOME

0- 0

4- 0

4- 0

0- 2

0- 0

0- 0

AWAY

0- 1

0- 1

0- 0

1- 1

0- 0

0- 0

NEUTRAL

0- 1

1- 0

0- 0

0- 8

0- 1

0- 2

CONFERENCE

0- 3

0- 2

0- 0

0- 5

0- 1

0- 2

HOME

0- 1

0- 1

0- 0

0- 3

0- 0

0- 0

AWAY

0- 2

0- 1

0- 0

0- 0

0- 0

0- 0

NEUTRAL

0- 0

0- 0

0- 0

RPI 1-25

RPI 26-50

RPI 51-100

RPI 101+

Team's RPI: 224

RPI	S	Opponent	Score
22	H	Buffalo	66 89
24	H	Maryland	54 75

RPI	S	Opponent	Score
33	H	Ball St.	61 74
37	H	Central Mich.	86 95
39	H	FGCU	63 82

RPI	S	Opponent	Score
52	A	Duquesne	60 66
66	A	Toledo	54 60
76	A	Ohio	67 70
88	N	Harvard	63 76
93	H	Western Mich.	51 59

RPI	S	Opponent	Score
115	A	Miami (OH)	67 75
126	H	Bowling Green	64 66
152	N	SIUE	59 58
156	A	Bucknell	52 63
241	H	Youngstown St.	75 58
286	H	Eastern Ky.	62 45
311	H	Southeastern La.	66 54
344	H	Winthrop	69 43

LAST 12 Division I GAMES:

93	H	Western Mich.	51 59	66	A	Toledo	54 60
37	H	Central Mich.	86 95	22	H	Buffalo	66 89
115	A	Miami (OH)	67 75	88	N	Harvard	63 76
126	H	Bowling Green	64 66	152	N	SIUE	59 58
33	H	Ball St.	61 74	52	A	Duquesne	60 66
76	A	Ohio	67 70	241	H	Youngstown St.	75 58

Non-Div I Games: Ohio Christian 93 33

Akron

Loss, 
 Non-Conf, S Site, 
 H Home
A Away 
 N Neutral

# Albama

A  
l  
a  
b  
a  
m  
a

Alabama

Average RPI Win:	322	WON-LOST	WINNING	LAST 10	STRENGTH OF	OPP. STRENGTH	TEAM	ADJ.	CONF.	ADJ CONF.
Average RPI Loss:	200	RECORD	PCT. RANK	GAMES	SCHEDULE	OF SCHEDULE	RPI	RPI	RPI	RPI
DIV. I ONLY	8- 10	208	4- 6	346	341	285	285	32	32	
DIV. I NON-CONF.	5- 6	187	2- 3	318	326	251	251	32	32	
<hr/>										
TOTALS	RPI 1-25	RPI 26-50	W-L RECORDS	RPI 51-100	RPI 101-999	RPI 201+				
8- 10	0- 0	0- 0	OVERALL	0- 2	8- 8	8- 6				
4- 1	0- 0	0- 0	HOME	0- 0	4- 1	4- 1				
4- 8	0- 0	0- 0	AWAY	0- 0	4- 5	4- 4				
0- 1	0- 0	0- 0	NEUTRAL	0- 0	0- 1	0- 0				
5- 6	0- 0	0- 0	NON-CONFERENCE	0- 2	5- 4	5- 2				
2- 1	0- 0	0- 0	HOME	0- 0	2- 1	2- 1				
3- 4	0- 0	0- 0	AWAY	0- 2	3- 2	3- 1				
0- 1	0- 0	0- 0	NEUTRAL	0- 0	0- 1	0- 0				
3- 4	0- 0	0- 0	CONFERENCE	0- 0	3- 4	3- 4				
2- 0	0- 0	0- 0	HOME	0- 0	2- 0	2- 0				
1- 4	0- 0	0- 0	AWAY	0- 0	1- 4	1- 4				
0- 0	0- 0	0- 0	NEUTRAL	0- 0	0- 0	0- 0				

RPI 1-25				RPI 26-50				RPI 51-100				RPI 101+				Team's RPI: 285	
RPI	S	Opponent	Score	RPI	S	Opponent	Score	RPI	S	Opponent	Score	RPI	S	Opponent	Score		
								84	A	Alabama	32	90	135	N	Hartford	47	56
								91	A	UAB	58	85	171	A	Jacksonville St.	33	49
													210	A	Southern U.	62	77
													232	H	Austin Peay	52	55
													252	A	Lipscomb	50	66
													255	A	Grambling	49	78
													274	A	FIU	58	51
													276	A	Alcorn	52	57
													293	A	Jackson St.	43	59
													301	H	Murray St.	71	54
													311	A	Southeastern La.	76	74
													317	A	Alabama St.	78	69
													340	H	Ark. -Pine Bluff	52	49
													343	A	Tennessee St.	77	75
													346	H	Evansville	70	56
													347	H	Mississippi Val.	65	48
LAST 12 Division I GAMES:																	
				210	A	Southern U.	62	77	255	A	Grambling	49	78				
				276	A	Alcorn	52	57	252	A	Lipscomb	50	66				
				317	A	Alabama St.	78	69	311	A	Southeastern La.	76	74				
				347	H	Mississippi Val.	65	48	91	A	UAB	58	85				
				340	H	Ark. -Pine Bluff	52	49	171	A	Jacksonville St.	33	49				
				293	A	Jackson St.	43	59	301	H	Murray St.	71	54				

Non-Div I Games:

Alabama A&amp;M

Average RPI Win:	344	WON-LOST	WINNING	LAST 10	STRENGTH OF	OPP. STRENGTH	TEAM	ADJ.	CONF.	ADJ CONF.
Average RPI Loss:	164	RECORD	PCT. RANK	GAMES	SCHEDULE	OF SCHEDULE	RPI	RPI	RPI	RPI
DIV. I ONLY	3- 14	308	2- 7	205	327	317	317	32	32	
DIV. I NON-CONF.	1- 9	318	0- 4	37	193	255	255	32	32	
-----										
TOTALS	RPI 1-25	RPI 26-50	W-L RECORDS	RPI 51-100	RPI 101-999	RPI 201+				
3- 14	0- 2	0- 0	OVERALL	0- 3	3- 9	3- 6				
3- 3	0- 0	0- 0	HOME	0- 1	3- 2	3- 2				
0- 10	0- 2	0- 0	AWAY	0- 2	0- 6	0- 4				
0- 1	0- 0	0- 0	NEUTRAL	0- 0	0- 1	0- 0				
1- 9	0- 2	0- 0	NON-CONFERENCE	0- 3	1- 4	1- 1				
1- 2	0- 0	0- 0	HOME	0- 1	1- 1	1- 1				
0- 6	0- 2	0- 0	AWAY	0- 2	0- 2	0- 0				
0- 1	0- 0	0- 0	NEUTRAL	0- 0	0- 1	0- 0				
2- 5	0- 0	0- 0	CONFERENCE	0- 0	2- 5	2- 5				
2- 1	0- 0	0- 0	HOME	0- 0	2- 1	2- 1				
0- 4	0- 0	0- 0	AWAY	0- 0	0- 4	0- 4				
0- 0	0- 0	0- 0	NEUTRAL	0- 0	0- 0	0- 0				

RPI 1-25				RPI 26-50				RPI 51-100				RPI 101+ Team's RPI: 317			
RPI	S	Opponent	Score	RPI	S	Opponent	Score	RPI	S	Opponent	Score	RPI	S	Opponent	Score
9	A	Tennessee	51 104					67	A	Miami (FL)	31 79	113	N	SFA	50 77
21	A	South Carolina	31 99					90	H	South Ala.	47 59	158	A	Southern Miss.	35 72
								91	A	UAB	44 61	182	A	Samford	39 58
												210	A	Southern U.	58 66
												240	H	Troy	63 93
												255	A	Grambling	71 93
												276	A	Alcorn	41 73
												285	H	Alabama A&M	69 78
												293	A	Jackson St.	61 70
												340	H	Ark.-Pine Bluff	63 54
												345	H	Savannah St.	81 61
												347	H	Mississippi Val.	76 41
LAST 12 Division I GAMES:															
276	A	Alcorn	41 73	293	A	Jackson St.	61 70								
210	A	Southern U.	58 66	91	A	UAB	44 61								
285	H	Alabama A&M	69 78	67	A	Miami (FL)	31 79								
340	H	Ark.-Pine Bluff	63 54	9	A	Tennessee	51 104								
347	H	Mississippi Val.	76 41	90	H	South Ala.	47 59								
255	A	Grambling	71 93	158	A	Southern Miss.	35 72								

Non-Div I Games: Mobile 61 50

Alabama St.

■ Loss, 
 ■ Non-Conf, 
 ■ S Site, 
 ■ Home 
 ■ Away 
 N Neutral

Average RPI Win:	217	WON-LOST	WINNING	LAST 10	STRENGTH OF	OPP. STRENGTH	TEAM	ADJ.	CONF.	ADJ CONF.
Average RPI Loss:	66	RECORD	PCT. RANK	GAMES	SCHEDULE	OF SCHEDULE	RPI	RPI	RPI	RPI
DIV. I ONLY	18- 3	10	9- 1	221	200	70	70	20	20	
DIV. I NON-CONF.	11- 2	23	4- 0	209	148	54	54	23	23	
-----										
TOTALS	RPI 1-25	RPI 26-50	W-L RECORDS	RPI 51-100	RPI 101-999	RPI 201+				
18- 3	0- 1	0- 1	OVERALL	2- 0	16- 1	11- 0				
8- 1	0- 0	0- 1	HOME	2- 0	6- 0	3- 0				
8- 2	0- 1	0- 0	AWAY	0- 0	8- 1	8- 0				
2- 0	0- 0	0- 0	NEUTRAL	0- 0	2- 0	0- 0				
11- 2	0- 1	0- 1	NON-CONFERENCE	1- 0	10- 0	7- 0				
4- 1	0- 0	0- 1	HOME	1- 0	3- 0	2- 0				
5- 1	0- 1	0- 0	AWAY	0- 0	5- 0	5- 0				
2- 0	0- 0	0- 0	NEUTRAL	0- 0	2- 0	0- 0				
7- 1	0- 0	0- 0	CONFERENCE	1- 0	6- 1	4- 0				
4- 0	0- 0	0- 0	HOME	1- 0	3- 0	1- 0				
3- 1	0- 0	0- 0	AWAY	0- 0	3- 1	3- 0				
0- 0	0- 0	0- 0	NEUTRAL	0- 0	0- 0	0- 0				

RPI 1-25				RPI 26-50				RPI 51-100				RPI 101+			
RPI	S	Opponent	Score	RPI	S	Opponent	Score	RPI	S	Opponent	Score	RPI	S	Opponent	Score
24	A	Maryland	58 91	38	H	St. John's (NY)	66 71	75	H	Maine	68 54	103	H	Dartmouth	76 61
								77	H	Fordham	59 52	135	A	Hartford	55 70
												144	N	Northern Ill.	97 91
												161	H	New Hampshire	66 53
												162	N	Southern Ill.	68 57
												176	H	Binghamton	63 46
												203	A	Siena	78 63
												223	A	Holy Cross	65 56
												233	A	Manhattan	62 56
												234	A	Stony Brook	72 68
												235	H	St. Bonaventure	69 52
												287	A	Monmouth	68 44
												294	H	Vermont	67 55
												314	A	Central Conn. St.	72 60
												316	H	Wagner	89 44
												328	A	UMBC	78 75
												349	A	UMass Lowell	61 52
LAST 12 Division I GAMES:															
294	H	Vermont	67 55	161	H	New Hampshire	66 53								
328	A	UMBC	78 75	135	A	Hartford	55 70								
349	A	UMass Lowell	61 52	103	H	Dartmouth	76 61								
176	H	Binghamton	63 46	144	N	Northern Ill.	97 91								
75	H	Maine	68 54	162	N	Southern Ill.	68 57								
234	A	Stony Brook	72 68	235	H	St. Bonaventure	69 52								

Non-Div I Games:

Albany (NY)

Loss, 
Non-Conf, 
S Site, 
H Home
A Away
N Neutral



Average RPI Win: **316**  
 Average RPI Loss: **183**

WON-LOST  
RECORD

WINNING  
PCT. RANK

LAST 10  
GAMES

STRENGTH OF  
SCHEDULE

OPP. STRENGTH  
OF SCHEDULE

TEAM  
RPI

ADJ.  
RPI

CONF.  
RPI

ADJ CONF.  
RPI

DIV. I ONLY	6- 10	246	5- 5	315	345	276	276	32	32
DIV. I NON-CONF.	1- 7	310	0- 4	158	286	274	274	32	32
<hr/>									
TOTALS	RPI 1-25	RPI 26-50	W-L RECORDS	RPI 51-100	RPI 101-999	RPI 201+			
6- 10	0- 0	0- 0	OVERALL	0- 1	6- 9	6- 3			
2- 2	0- 0	0- 0	HOME	0- 0	2- 2	2- 2			
4- 6	0- 0	0- 0	AWAY	0- 1	4- 1	4- 0			
0- 2	0- 0	0- 0	NEUTRAL	0- 0	0- 2	0- 0			
1- 7	0- 0	0- 0	NON-CONFERENCE	0- 1	1- 6	1- 0			
0- 0	0- 0	0- 0	HOME	0- 0	0- 0	0- 0			
1- 5	0- 0	0- 0	AWAY	0- 1	1- 4	1- 0			
0- 2	0- 0	0- 0	NEUTRAL	0- 0	0- 2	0- 0			
5- 3	0- 0	0- 0	CONFERENCE	0- 0	5- 3	5- 3			
2- 2	0- 0	0- 0	HOME	0- 0	2- 2	2- 2			
3- 1	0- 0	0- 0	AWAY	0- 0	3- 1	3- 1			
0- 0	0- 0	0- 0	NEUTRAL	0- 0	0- 0	0- 0			

RPI 1-25				RPI 26-50				RPI 51-100				RPI 101+ Team's RPI: 276					
RPI	S	Opponent	Score	RPI	S	Opponent	Score	RPI	S	Opponent	Score	RPI	S	Opponent	Score		
								96	A	Central Ark.	52	75	113	N	SFA	79	83
													133	A	Loui si ana	47	67
													151	A	Wi chi ta St.	46	87
													158	A	Southern Mi ss.	67	72
													180	N	Oral Roberts	52	76
													196	A	Loui si ana Tech	50	87
													255	H	Grambl ing	68	75
													257	A	Texas Southern	57	91
													285	H	Al abama A&M	57	52
													293	H	Jackson St.	51	74
													295	A	Prai rie View	73	72
													311	A	Southeastern La.	84	77
													317	H	Al abama St.	73	41
													340	A	Ark. -Pi ne Bl uff	80	77
													347	A	Mi ssi ssi ppi Val .	76	70
LAST 12 Di vi si on I GAMES:																	
317	H	Al abama St.	73	41	257	A	Texas Southern	57	91								
285	H	Al abama A&M	57	52	295	A	Prai rie View	73	72								
340	A	Ark. -Pi ne Bl uff	80	77	196	A	Loui si ana Tech	50	87								
347	A	Mi ssi ssi ppi Val .	76	70	133	A	Loui si ana	47	67								
255	H	Grambl ing	68	75	151	A	Wi chi ta St.	46	87								
293	H	Jackson St.	51	74	180	N	Oral Roberts	52	76								

Non-Di v I Games:      Tougalo o      76   64      Blue Mountain (MS) 76   35      LeMoyne-Owen      81   54

Alcorn

Loss, Non-Conf, S Site, H Home A Away N Neutral

Average RPI Win:	203	WON-LOST	WINNING	LAST 10	STRENGTH OF	OPP. STRENGTH	TEAM	ADJ.	CONF.	ADJ CONF.
Average RPI Loss:	81	RECORD	PCT. RANK	GAMES	SCHEDULE	OF SCHEDULE	RPI	RPI	RPI	RPI
DIV. I ONLY	16- 4	29	10- 0	182	150	58	58	15	15	
DIV. I NON-CONF.	7- 4	102	2- 1	216	105	103	103	18	18	
-----										
TOTALS	RPI 1-25	RPI 26-50	W-L RECORDS	RPI 51-100	RPI 101-999	RPI 201+				
16- 4	0- 0	0- 1	OVERALL	2- 3	14- 0	8- 0				
8- 0	0- 0	0- 0	HOME	2- 0	6- 0	2- 0				
8- 3	0- 0	0- 0	AWAY	0- 3	8- 0	6- 0				
0- 1	0- 0	0- 1	NEUTRAL	0- 0	0- 0	0- 0				
7- 4	0- 0	0- 1	NON-CONFERENCE	1- 3	6- 0	4- 0				
4- 0	0- 0	0- 0	HOME	1- 0	3- 0	2- 0				
3- 3	0- 0	0- 0	AWAY	0- 3	3- 0	2- 0				
0- 1	0- 0	0- 1	NEUTRAL	0- 0	0- 0	0- 0				
9- 0	0- 0	0- 0	CONFERENCE	1- 0	8- 0	4- 0				
4- 0	0- 0	0- 0	HOME	1- 0	3- 0	0- 0				
5- 0	0- 0	0- 0	AWAY	0- 0	5- 0	4- 0				
0- 0	0- 0	0- 0	NEUTRAL	0- 0	0- 0	0- 0				

American

American

RPI 1-25				RPI 26-50				RPI 51-100				Team's RPI : 58				RPI 101+			
RPI	S	Opponent	Score	RPI	S	Opponent	Score	RPI	S	Opponent	Score	RPI	S	Opponent	Score	RPI	S	Opponent	Score
				27	N	Villanova	60 65												
								79	H	Penn St.	75 66					153	A	Tulsa	72 67
								89	H	Navy	46 41					156	H	Bucknell	68 58
								97	A	George Mason	53 71					177	H	Lehigh	82 64
								98	A	Delaware	56 72					185	H	Boston U.	66 50
								100	A	George Washington	44 61					189	A	Army West Point	64 46
																201	H	Denver	66 53
																213	H	La Salle	66 48
																222	A	Lafayette	74 67
																223	A	Holy Cross	68 63
																227	A	Loyola Maryland	71 58
																241	H	Youngstown St.	78 72
																273	A	Colgate	77 55
																294	A	Vermont	64 62
																328	A	UMBC	61 48
LAST 12 Division I GAMES:																			
				223	A	Holy Cross	68 63	89	H	Navy	46 41								
				222	A	Lafayette	74 67	273	A	Colgate	77 55								
				185	H	Boston U.	66 50	156	H	Bucknell	68 58								
				177	H	Lehigh	82 64	79	H	Penn St.	75 66								
				227	A	Loyola Maryland	71 58	100	A	George Washington	44 61								
				189	A	Army West Point	64 46	201	H	Denver	66 53								

Non-Div I Games:

American

■ Loss, 
 ■ Non-Conf, 
 ■ S Site, 
 ■ Home 
 ■ Away 
 N Neutral

Average RPI Win:	311	WON-LOST	WINNING	LAST 10	STRENGTH OF	OPP. STRENGTH	TEAM	ADJ.	CONF.	ADJ CONF.
Average RPI Loss:	149	RECORD	PCT. RANK	GAMES	SCHEDULE	OF SCHEDULE	RPI	RPI	RPI	RPI
DIV. I ONLY	5- 15	295	3- 7	239	222	283	283	23	23	
DIV. I NON-CONF.	2- 9	295	1- 2	165	224	263	263	24	24	
-----										
TOTALS	RPI 1-25	RPI 26-50	W-L RECORDS	RPI 51-100	RPI 101-999	RPI 201+				
5- 15	0- 0	0- 0	OVERALL	0- 4	5- 11	5- 4				
2- 7	0- 0	0- 0	HOME	0- 2	2- 5	2- 0				
3- 8	0- 0	0- 0	AWAY	0- 0	3- 4	3- 3				
0- 0	0- 0	0- 0	NEUTRAL	0- 0	0- 0	0- 0				
2- 9	0- 0	0- 0	NON-CONFERENCE	0- 3	2- 6	2- 3				
0- 4	0- 0	0- 0	HOME	0- 2	0- 2	0- 0				
2- 5	0- 0	0- 0	AWAY	0- 1	2- 4	2- 3				
0- 0	0- 0	0- 0	NEUTRAL	0- 0	0- 0	0- 0				
3- 6	0- 0	0- 0	CONFERENCE	0- 1	3- 5	3- 1				
2- 3	0- 0	0- 0	HOME	0- 0	2- 3	2- 0				
1- 3	0- 0	0- 0	AWAY	0- 1	1- 2	1- 1				
0- 0	0- 0	0- 0	NEUTRAL	0- 0	0- 0	0- 0				

RPI 1-25				RPI 26-50				RPI 51-100				RPI 101+				Team's RPI: 283
RPI	S	Opponent	Score	RPI	S	Opponent	Score	RPI	S	Opponent	Score	RPI	S	Opponent	Score	
								62	H	Georgia Tech	41 75	106	A	Wake Forest	49 78	
								86	A	North Carolina	43 56	125	H	Little Rock	40 52	
								90	A	South Ala.	52 54	132	H	ETSU	57 70	
								91	H	UAB	59 70	133	A	Louisiana	45 61	
												146	H	Davidson	57 59	
												166	H	Texas St.	54 69	
												173	H	UT Arlington	60 64	
												204	A	Radford	40 61	
												229	A	N. C. A&T	56 81	
												240	A	Troy	74 81	
												245	A	UNC Asheville	60 69	
												254	A	Col. of Charleston	76 70	
												313	H	Georgia St.	77 62	
												326	A	Marshall	56 54	
												330	H	Ga. Southern	87 56	
												333	A	La. -Monroe	71 67	
-----																
LAST 12 Division I GAMES:																
				125	H	Little Rock	40 52	133	A	Louisiana	45 61					
				90	A	South Ala.	52 54	173	H	UT Arlington	60 64					
				240	A	Troy	74 81	166	H	Texas St.	54 69					
				330	H	Ga. Southern	87 56	245	A	UNC Asheville	60 69					
				313	H	Georgia St.	77 62	326	A	Marshall	56 54					
				333	A	La. -Monroe	71 67	106	A	Wake Forest	49 78					

Non-Div I Games:

Appalachian St.

Average RPI Win: 267		WON-LOST RECORD	WINNING PCT. RANK	LAST 10 GAMES	STRENGTH OF SCHEDULE	OPP. STRENGTH OF SCHEDULE	TEAM RPI	ADJ. RPI	CONF. RPI	ADJ CONF. RPI
Average RPI Loss: 140										
DIV. I ONLY		5- 14	291	2- 8	215	127	282	282	4	4
DIV. I NON-CONF.		4- 7	226	2- 2	344	300	339	339	3	3
-----										
TOTALS		RPI 1-25	RPI 26-50	W-L RECORDS		RPI 51-100	RPI 101-999	RPI 201+		
5- 14		0- 2	0- 2	OVERALL		0- 3	5- 7	4- 5		
4- 6		0- 1	0- 1	HOME		0- 1	4- 3	3- 3		
1- 7		0- 1	0- 1	AWAY		0- 1	1- 4	1- 2		
0- 1		0- 0	0- 0	NEUTRAL		0- 1	0- 0	0- 0		
4- 7		0- 0	0- 0	NON-CONFERENCE		0- 1	4- 6	4- 5		
3- 3		0- 0	0- 0	HOME		0- 0	3- 3	3- 3		
1- 3		0- 0	0- 0	AWAY		0- 0	1- 3	1- 2		
0- 1		0- 0	0- 0	NEUTRAL		0- 1	0- 0	0- 0		
1- 7		0- 2	0- 2	CONFERENCE		0- 2	1- 1	0- 0		
1- 3		0- 1	0- 1	HOME		0- 1	1- 0	0- 0		
0- 4		0- 1	0- 1	AWAY		0- 1	0- 1	0- 0		
0- 0		0- 0	0- 0	NEUTRAL		0- 0	0- 0	0- 0		

RPI 1-25				RPI 26-50				RPI 51-100				RPI 101+ Team's RPI: 282			
RPI	S	Opponent	Score	RPI	S	Opponent	Score	RPI	S	Opponent	Score	RPI	S	Opponent	Score
6	A	Oregon	44 62	28	H	Stanford	46 61	63	N	TCU	59 68	136	A	Col orado	60 79
18	H	Cal i forn i a	51 53	49	A	Oregon St.	48 88	68	A	Utah	55 89	136	H	Col orado	72 63
								68	H	Utah	56 80	167	A	Loyol a Marymount	70 84
												215	A	CSUN	63 66
												228	H	San Di ego St.	67 78
												246	H	Hawai i	60 65
												247	H	New Mexico St.	83 44
												302	A	Utah St.	65 49
												307	H	Southern Utah	76 74
												325	A	Northern Ari z.	66 84
												336	H	Long Beach St.	72 80
												342	H	Iona	71 58
-----															
LAST 12 Di vi si on I GAMES:															
68	H	Utah	56 80	136	A	Col orado	60 79	68	A	Utah	55 89	307	H	Southern Utah	76 74
136	H	Col orado	72 63	49	A	Oregon St.	48 88	246	H	Hawai i	60 65	247	H	New Mexico St.	83 44
6	A	Oregon	44 62	18	H	Cal i forn i a	51 53	325	A	Northern Ari z.	66 84				
18	H	Cal i forn i a	51 53	28	H	Stanford	46 61								

Non-Di v I Games:

Ari zona

Average RPI	Win:	151	WON-LOST RECORD	WINNING PCT. RANK	LAST 10 GAMES	STRENGTH OF SCHEDULE	OPP. STRENGTH OF SCHEDULE	TEAM RPI	ADJ. RPI	CONF. RPI	ADJ CONF. RPI
Average RPI	Loss:	24									
DIV. I ONLY		14- 6		68	7- 3	25	25	31	31	4	4
DIV. I NON-CONF.		9- 3		61	3- 1	124	21	55	55	3	3
-----											
TOTALS	RPI 1-25		RPI 26-50		W-L RECORDS	RPI 51-100		RPI 101-999		RPI 201+	
14- 6	2- 4		1- 1		OVERALL	2- 1		9- 0		5- 0	
10- 1	2- 0		1- 0		HOME	1- 1		6- 0		4- 0	
3- 3	0- 2		0- 1		AWAY	1- 0		2- 0		0- 0	
1- 2	0- 2		0- 0		NEUTRAL	0- 0		1- 0		1- 0	
9- 3	1- 3		0- 0		NON-CONFERENCE	1- 0		7- 0		5- 0	
7- 0	1- 0		0- 0		HOME	1- 0		5- 0		4- 0	
1- 1	0- 1		0- 0		AWAY	0- 0		1- 0		0- 0	
1- 2	0- 2		0- 0		NEUTRAL	0- 0		1- 0		1- 0	
5- 3	1- 1		1- 1		CONFERENCE	1- 1		2- 0		0- 0	
3- 1	1- 0		1- 0		HOME	0- 1		1- 0		0- 0	
2- 2	0- 1		0- 1		AWAY	1- 0		1- 0		0- 0	
0- 0	0- 0		0- 0		NEUTRAL	0- 0		0- 0		0- 0	

RPI 1-25				RPI 26-50				Team's RPI: 31				RPI 51-100				RPI 101+			
RPI	S	Opponent	Score	RPI	S	Opponent	Score	RPI	S	Opponent	Score	RPI	S	Opponent	Score	RPI	S	Opponent	Score
3	N	Mississippi St.	57 65	28	H	Stanford	73 66	68	A	Utah	83 81	136	A	Colorado	72 47				
4	A	Florida St.	66 77	49	A	Oregon St.	54 57	68	H	Utah	56 58	136	H	Colorado	73 59				
6	A	Oregon	64 74					82	H	Arkansas	89 43	150	A	Fresno St.	81 49				
13	N	Green Bay	48 61									174	H	Idaho	77 33				
18	H	California	80 71									205	N	Columbia	72 48				
22	H	Buffalo	76 57									238	H	UC Riverside	73 48				
												268	H	Sacramento St.	106 58				
												273	H	Colgate	65 54				
												312	H	UTSA	74 42				
-----																			
LAST 12 Division I GAMES:																			
136	H	Colorado	73 59	68	A	Utah	83 81	136	A	Colorado	72 47	82	H	Arkansas	89 43	174	H	Idaho	77 33
68	H	Utah	56 58	49	A	Oregon St.	54 57	28	H	Stanford	73 66	4	A	Florida St.	66 77	238	H	UC Riverside	73 48
6	A	Oregon	64 74	18	H	California	80 71												

Non-Div I Games:

Ari zona St.

Average RPI Win: 347

Average RPI Loss: 202

WON-LOST  
RECORDWINNING  
PCT. RANKLAST 10  
GAMESSTRENGTH OF  
SCHEDULEOPP. STRENGTH  
OF SCHEDULETEAM  
RPIADJ.  
RPICONF.  
RPIADJ CONF.  
RPIDIV. I ONLY  
DIV. I NON-CONF.1- 14  
0- 8339  
3371- 9  
0- 5300  
102286  
140340  
307340  
30732  
3232  
32

TOTALS

RPI 1-25

RPI 26-50

W-L RECORDS

RPI 51-100

RPI 101-999

RPI 201+

1- 14

0- 1

0- 0

OVERALL

0- 2

1- 11

1- 9

0- 2

0- 0

0- 0

HOME

0- 0

0- 2

0- 2

1- 10

0- 0

0- 0

AWAY

0- 0

1- 0

1- 0

0- 2

0- 0

0- 0

NEUTRAL

0- 0

0- 2

0- 1

0- 8

0- 1

0- 0

NON-CONFERENCE

0- 2

0- 5

0- 3

0- 0

0- 0

0- 0

HOME

0- 0

0- 0

0- 0

0- 6

0- 1

0- 0

AWAY

0- 2

0- 3

0- 2

0- 2

0- 0

0- 0

NEUTRAL

0- 0

0- 2

0- 1

1- 6

0- 0

0- 0

CONFERENCE

0- 0

1- 6

1- 6

0- 2

0- 0

0- 0

HOME

0- 0

0- 2

0- 2

1- 4

0- 0

0- 0

AWAY

0- 0

1- 4

1- 4

0- 0

0- 0

0- 0

NEUTRAL

0- 0

0- 0

0- 0

RPI 1-25

RPI 26-50

RPI 51-100

RPI 101+

Team's RPI: 340

RPI	S	Opponent	Score
25	A	Iowa	45 85

RPI	S	Opponent	Score
56	A	Nebraska	52 73
61	A	Dayton	43 81

RPI	S	Opponent	Score
153	A	Tulsa	37 87
157	N	Oakland	37 69
210	H	Southern U.	52 71
231	A	Texas Tech	47 74
232	A	Austin Peay	61 97
257	A	Texas Southern	52 58
270	N	Towson	44 70
276	H	Alcorn	77 80
285	A	Alabama A&M	49 52
295	A	Prairie View	52 64
317	A	Alabama St.	54 63
347	A	Mississippi Val.	64 59

RPI	S	Opponent	Score
153	A	Tulsa	37 87
157	N	Oakland	37 69
210	H	Southern U.	52 71
231	A	Texas Tech	47 74
232	A	Austin Peay	61 97
257	A	Texas Southern	52 58
270	N	Towson	44 70
276	H	Alcorn	77 80
285	A	Alabama A&M	49 52
295	A	Prairie View	52 64
317	A	Alabama St.	54 63
347	A	Mississippi Val.	64 59

LAST 12 Division I GAMES:

257	A	Texas Southern	52	58	347	A	Mississippi Val.	64	59
295	A	Prairie View	52	64	157	N	Oakland	37	69
276	H	Alcorn	77	80	270	N	Towson	44	70
210	H	Southern U.	52	71	25	A	Iowa	45	85
317	A	Alabama St.	54	63	153	A	Tulsa	37	87
285	A	Alabama A&M	49	52	56	A	Nebraska	52	73

Non-Div I Games:

Tougaloo

71 51

Philaider Smith

81 73

Ark. -Pine Bluff

Loss, 
 Non-Conf, 
 S Site, 
 H Home
A Away 
 N Neutral

Average RPI	Win:	193	WON-LOST	WINNING	LAST 10	STRENGTH OF	OPP. STRENGTH	TEAM	ADJ.	CONF.	ADJ CONF.
Average RPI	Loss:	65	RECORD	PCT. RANK	GAMES	SCHEDULE	OF SCHEDULE	RPI	RPI	RPI	RPI
DIV. I ONLY		11- 10	170	3- 7	31	87	82	82	2	2	
DIV. I NON-CONF.		9- 4	82	3- 1	140	178	71	71	2	2	
-----											
TOTALS	RPI 1-25		RPI 26-50		W-L RECORDS	RPI 51-100	RPI 101-999		RPI 201+		
11- 10	0- 4		0- 1		OVERALL	0- 2	11- 3		4- 0		
8- 2	0- 0		0- 0		HOME	0- 1	8- 1		3- 0		
2- 8	0- 4		0- 1		AWAY	0- 1	2- 2		0- 0		
1- 0	0- 0		0- 0		NEUTRAL	0- 0	1- 0		1- 0		
9- 4	0- 0		0- 1		NON-CONFERENCE	0- 1	9- 2		4- 0		
7- 0	0- 0		0- 0		HOME	0- 0	7- 0		3- 0		
1- 4	0- 0		0- 1		AWAY	0- 1	1- 2		0- 0		
1- 0	0- 0		0- 0		NEUTRAL	0- 0	1- 0		1- 0		
2- 6	0- 4		0- 0		CONFERENCE	0- 1	2- 1		0- 0		
1- 2	0- 0		0- 0		HOME	0- 1	1- 1		0- 0		
1- 4	0- 4		0- 0		AWAY	0- 0	1- 0		0- 0		
0- 0	0- 0		0- 0		NEUTRAL	0- 0	0- 0		0- 0		

RPI 1-25				RPI 26-50				RPI 51-100				Team's RPI : 82				RPI 101+			
RPI	S	Opponent	Score	RPI	S	Opponent	Score	RPI	S	Opponent	Score	RPI	S	Opponent	Score	RPI	S	Opponent	Score
3	A	Mississippi St.	69 111	31	A	Arizona St.	43 89	56	A	Nebraska	69 80	101	H	Ole Miss	73 72				
12	A	Missouri	54 88					84	H	Alabama	76 83	109	A	Auburn	68 58				
16	A	Georgia	65 78									123	A	Kansas	60 71				
21	A	South Carolina	42 90									128	A	UTEP	61 64				
												153	H	Tulsa	67 41				
												168	H	Charlotte	73 72				
												173	H	UT Arlington	91 57				
												178	H	Florida	51 65				
												180	A	Oral Roberts	77 66				
												182	H	Samford	84 63				
												220	H	Abilene Christian	79 65				
												247	N	New Mexico St.	69 60				
												255	H	Grambling	79 62				
												331	H	Sam Houston St.	65 54				
LAST 12 Division I GAMES:																			
21	A	South Carolina	42 90	3	A	Mississippi St.	69 111	101	H	Ole Miss	73 72	255	H	Grambling	79 62				
12	A	Missouri	54 88					31	A	Arizona St.	43 89	173	H	UT Arlington	91 57				
178	H	Florida	51 65					153	H	Tulsa	67 41								
109	A	Auburn	68 58																
16	A	Georgia	65 78																
84	H	Alabama	76 83																

Non-Div I Games:

Arkansas

Loss, 
Non-Conf, 
S Site, 
H Home
A Away
N Neutral

Average RPI Win:	256	WON-LOST	WINNING	LAST 10	STRENGTH OF	OPP. STRENGTH	TEAM	ADJ.	CONF.	ADJ CONF.
Average RPI Loss:	112	RECORD	PCT. RANK	GAMES	SCHEDULE	OF SCHEDULE	RPI	RPI	RPI	RPI
DIV. I ONLY	10- 9	162	6- 4	254	162	194	194	23	23	
DIV. I NON-CONF.	5- 6	187	2- 2	186	79	176	176	24	24	
<hr/>										
TOTALS	RPI 1-25	RPI 26-50	W-L RECORDS	RPI 51-100	RPI 101-999	RPI 201+				
10- 9	0- 0	0- 1	OVERALL	0- 2	10- 6	7- 0				
6- 3	0- 0	0- 0	HOME	0- 1	6- 2	4- 0				
4- 6	0- 0	0- 1	AWAY	0- 1	4- 4	3- 0				
0- 0	0- 0	0- 0	NEUTRAL	0- 0	0- 0	0- 0				
5- 6	0- 0	0- 1	NON-CONFERENCE	0- 2	5- 3	3- 0				
4- 1	0- 0	0- 0	HOME	0- 1	4- 0	3- 0				
1- 5	0- 0	0- 1	AWAY	0- 1	1- 3	0- 0				
0- 0	0- 0	0- 0	NEUTRAL	0- 0	0- 0	0- 0				
5- 3	0- 0	0- 0	CONFERENCE	0- 0	5- 3	4- 0				
2- 2	0- 0	0- 0	HOME	0- 0	2- 2	1- 0				
3- 1	0- 0	0- 0	AWAY	0- 0	3- 1	3- 0				
0- 0	0- 0	0- 0	NEUTRAL	0- 0	0- 0	0- 0				

RPI 1-25				RPI 26-50				RPI 51-100				RPI 101+ Team's RPI: 194			
RPI	S	Opponent	Score	RPI	S	Opponent	Score	RPI	S	Opponent	Score	RPI	S	Opponent	Score
				29	A	South Fla.	55 98					101	A	Ole Miss	48 74
								73	A	Indiana	51 93	125	A	Little Rock	43 53
								81	H	Belmont	52 83	128	H	UTEP	76 73
												133	H	Louisiana	75 77
												147	A	Pittsburgh	47 87
												153	A	Tulsa	58 68
												166	H	Texas St.	55 67
												173	H	UT Arlington	85 80
												178	A	Florida	70 69
												226	H	UT Martin	84 73
												255	H	Grambling	76 56
												279	A	Coastal Caro.	70 63
												313	A	Georgia St.	75 58
												330	A	Ga. Southern	71 62
												333	H	La. -Monroe	76 62
												343	H	Tennessee St.	68 62
LAST 12 Division I GAMES:															
				279	A	Coastal Caro.	70 63					133	H	Louisiana	75 77
				125	A	Little Rock	43 53					333	H	La. -Monroe	76 62
				173	H	UT Arlington	85 80					153	A	Tulsa	58 68
				166	H	Texas St.	55 67					255	H	Grambling	76 56
				313	A	Georgia St.	75 58					81	H	Belmont	52 83
				330	A	Ga. Southern	71 62					128	H	UTEP	76 73

Non-Div I Games:

Arkansas St.



Average RPI Win:	226	WON-LOST	WINNING	LAST 10	STRENGTH OF	OPP. STRENGTH	TEAM	ADJ.	CONF.	ADJ CONF.
Average RPI Loss:	157	RECORD	PCT. RANK	GAMES	SCHEDULE	OF SCHEDULE	RPI	RPI	RPI	RPI
DIV. I ONLY	9- 10	193	3- 6	183	244	189	189	15	15	
DIV. I NON-CONF.	6- 4	122	0- 2	221	307	147	147	18	18	
-----										
TOTALS	RPI 1-25	RPI 26-50	W-L RECORDS	RPI 51-100	RPI 101-999	RPI 201+				
9- 10	0- 1	0- 0	OVERALL	0- 3	9- 6	6- 3				
4- 4	0- 0	0- 0	HOME	0- 2	4- 2	2- 1				
5- 6	0- 1	0- 0	AWAY	0- 1	5- 4	4- 2				
0- 0	0- 0	0- 0	NEUTRAL	0- 0	0- 0	0- 0				
6- 4	0- 1	0- 0	NON-CONFERENCE	0- 1	6- 2	3- 2				
4- 1	0- 0	0- 0	HOME	0- 1	4- 0	2- 0				
2- 3	0- 1	0- 0	AWAY	0- 0	2- 2	1- 2				
0- 0	0- 0	0- 0	NEUTRAL	0- 0	0- 0	0- 0				
3- 6	0- 0	0- 0	CONFERENCE	0- 2	3- 4	3- 1				
0- 3	0- 0	0- 0	HOME	0- 1	0- 2	0- 1				
3- 3	0- 0	0- 0	AWAY	0- 1	3- 2	3- 0				
0- 0	0- 0	0- 0	NEUTRAL	0- 0	0- 0	0- 0				

RPI 1-25				RPI 26-50				RPI 51-100				RPI 101+				Team's RPI: 189
RPI	S	Opponent	Score	RPI	S	Opponent	Score	RPI	S	Opponent	Score	RPI	S	Opponent	Score	
20	A	Marquette	53 83					58	H	American	46 64	103	H	Dartmouth	71 56	
								89	A	Navy	44 70	127	A	Yale	82 65	
								98	H	Delaware	59 70	156	A	Bucknell	36 60	
												176	H	Binghamton	73 61	
												177	A	Lehigh	55 59	
												185	H	Boston U.	59 60	
												222	A	Lafayette	65 60	
												223	H	Holy Cross	62 70	
												227	A	Loyola Maryland	69 62	
												250	H	LIU Brooklyn	71 37	
												272	A	St. Francis Brooklyn	52 73	
												273	A	Colgate	62 54	
												289	A	Fairleigh Dickinson	56 58	
												315	A	Air Force	65 59	
												339	H	NJIT	79 49	
-----																
LAST 12 Division I GAMES:																
273	A	Colgate	62 54	156	A	Bucknell	36 60									
177	A	Lehigh	55 59	227	A	Loyola Maryland	69 62									
223	H	Holy Cross	62 70	185	H	Boston U.	59 60									
89	A	Navy	44 70	20	A	Marquette	53 83									
222	A	Lafayette	65 60	98	H	Delaware	59 70									
58	H	American	46 64	315	A	Air Force	65 59									

Non-Div I Games: St. Joseph's (Brkn)107 46

Army West Point

Average RPI Win: 201

Average RPI Loss: 58

WON-LOST  
RECORDWINNING  
PCT. RANKLAST 10  
GAMESSTRENGTH OF  
SCHEDULEOPP. STRENGTH  
OF SCHEDULETEAM  
RPIADJ.  
RPICONF.  
RPIADJ CONF.  
RPIDIV. I ONLY  
DIV. I NON-CONF.9- 9  
8- 3173  
653- 6  
4- 063  
24365  
159109  
107109  
1072  
22  
2

TOTALS

RPI 1-25

RPI 26-50

W-L RECORDS

RPI 51-100

RPI 101-999

RPI 201+

9- 9  
6- 2  
2- 5  
1- 20- 4  
0- 1  
0- 3  
0- 00- 1  
0- 0  
0- 1  
0- 0OVERALL  
HOME  
AWAY  
NEUTRAL1- 3  
0- 1  
1- 1  
0- 18- 1  
6- 0  
1- 0  
1- 14- 0  
4- 0  
0- 0  
0- 08- 3  
5- 0  
2- 1  
1- 20- 0  
0- 0  
0- 0  
0- 00- 0  
0- 0  
0- 0  
0- 0NON-CONFERENCE  
HOME  
AWAY  
NEUTRAL1- 2  
0- 0  
1- 1  
0- 17- 1  
5- 0  
1- 0  
1- 14- 0  
4- 0  
0- 0  
0- 01- 6  
1- 2  
0- 4  
0- 00- 4  
0- 1  
0- 3  
0- 00- 1  
0- 0  
0- 1  
0- 0CONFERENCE  
HOME  
AWAY  
NEUTRAL0- 1  
0- 1  
0- 0  
0- 01- 0  
1- 0  
0- 0  
0- 00- 0  
0- 0  
0- 0  
0- 0

RPI 1-25

RPI	S	Opponent	Score
9	A	Tennessee	59 70
15	H	Texas A&M	73 82
16	A	Georgia	48 60
21	A	South Carolina	63 71

RPI 26-50

RPI	S	Opponent	Score
41	A	LSU	56 59

RPI 51-100

RPI	S	Opponent	Score
60	A	Virginia Tech	63 72
73	A	Indiana	65 53
82	H	Arkansas	58 68
94	N	Chattanooga	41 50

RPI 101+

Team's RPI: 109

RPI	S	Opponent	Score
133	A	Louisiana	70 60
148	N	Georgetown	60 40
178	H	Florida	84 55
181	N	Northwestern	48 49
196	H	Louisiana Tech	75 59
210	H	Southern U.	65 47
229	H	N.C. A&T	63 53
311	H	Southeastern La.	80 46
333	H	La.-Monroe	67 41

LAST 12 Division I GAMES:

16	A	Georgia	48 60	178	H	Florida	84 55
41	A	LSU	56 59	311	H	Southeastern La.	80 46
82	H	Arkansas	58 68	210	H	Southern U.	65 47
21	A	South Carolina	63 71	133	A	Louisiana	70 60
15	H	Texas A&M	73 82	73	A	Indiana	65 53
9	A	Tennessee	59 70	333	H	La.-Monroe	67 41

Non-Div I Games:

Xavier (LA)

70 44

Auburn

Average RPI Win:	288	WON-LOST	WINNING	LAST 10	STRENGTH OF	OPP. STRENGTH	TEAM	ADJ.	CONF.	ADJ CONF.
Average RPI Loss:	140	RECORD	PCT. RANK	GAMES	SCHEDULE	OF SCHEDULE	RPI	RPI	RPI	RPI
DIV. I ONLY	10- 8	134	5- 5	330	268	232	232	25	25	
DIV. I NON-CONF.	5- 4	146	0- 3	317	264	210	210	27	27	
-----										
TOTALS	RPI 1-25	RPI 26-50	W-L RECORDS	RPI 51-100	RPI 101-999	RPI 201+				
10- 8	0- 0	0- 1	OVERALL	0- 2	10- 5	9- 1				
6- 2	0- 0	0- 0	HOME	0- 0	6- 2	5- 0				
4- 6	0- 0	0- 0	AWAY	0- 1	4- 1	4- 0				
0- 0	0- 0	0- 0	NEUTRAL	0- 0	0- 0	0- 0				
5- 4	0- 0	0- 1	NON-CONFERENCE	0- 1	5- 2	5- 0				
2- 1	0- 0	0- 0	HOME	0- 0	2- 1	2- 0				
3- 3	0- 0	0- 1	AWAY	0- 1	3- 1	3- 0				
0- 0	0- 0	0- 0	NEUTRAL	0- 0	0- 0	0- 0				
5- 4	0- 0	0- 0	CONFERENCE	0- 1	5- 3	4- 1				
4- 1	0- 0	0- 0	HOME	0- 0	4- 1	3- 0				
1- 3	0- 0	0- 0	AWAY	0- 1	1- 2	1- 1				
0- 0	0- 0	0- 0	NEUTRAL	0- 0	0- 0	0- 0				

RPI 1-25				RPI 26-50				RPI 51-100				RPI 101+				Team's RPI: 232
RPI	S	Opponent	Score	RPI	S	Opponent	Score	RPI	S	Opponent	Score	RPI	S	Opponent	Score	
				33	A	Ball St.	57 89	78	A	Butler	54 75	110	H	Western Ill.	68 81	
								81	A	Belmont	75 78	152	H	SIUE	38 61	
												164	A	Illinois	47 59	
												171	A	Jacksonville St.	47 65	
												197	H	Southeast Mo. St.	66 65	
												226	H	UT Martin	69 62	
												252	A	Lipscomb	71 63	
												269	A	Northern Ky.	53 52	
												285	A	Alabama A&M	55 52	
												286	H	Eastern Ky.	59 45	
												329	A	Tennessee Tech	59 63	
												337	H	Eastern Ill.	69 59	
												340	H	Ark.-Pine Bluff	97 61	
												343	A	Tennessee St.	75 59	
												346	H	Evansville	82 73	
LAST 12 Division I GAMES:																
286	H	Eastern Ky.	59 45	226	H	UT Martin	69 62	337	H	Eastern Ill.	69 59	152	H	SIUE	38 61	
81	A	Belmont	75 78					164	A	Illinois	47 59					
343	A	Tennessee St.	75 59	33	A	Ball St.	57 89									
171	A	Jacksonville St.	47 65													
329	A	Tennessee Tech	59 63													
197	H	Southeast Mo. St.	66 65	110	H	Western Ill.	68 81									

Non-Div I Games: Christian Bros. 73 50 Trevecca Nazarene 80 72

Austin Peay

Average RPI Win:	203	WON-LOST	WINNING	LAST 10	STRENGTH OF	OPP. STRENGTH	TEAM	ADJ.	CONF.	ADJ CONF.
Average RPI Loss:	120	RECORD	PCT. RANK	GAMES	SCHEDULE	OF SCHEDULE	RPI	RPI	RPI	RPI
DIV. I ONLY	12- 8	113	8- 2	157	133	111	111	12	12	
DIV. I NON-CONF.	5- 6	187	2- 1	137	146	180	180	10	10	
-----										
TOTALS	RPI 1-25	RPI 26-50	W-L RECORDS	RPI 51-100	RPI 101-999	RPI 201+				
12- 8	0- 2	0- 0	OVERALL	2- 2	10- 4	7- 1				
8- 2	0- 1	0- 0	HOME	2- 0	6- 1	4- 1				
4- 6	0- 1	0- 0	AWAY	0- 2	4- 3	3- 0				
0- 0	0- 0	0- 0	NEUTRAL	0- 0	0- 0	0- 0				
5- 6	0- 2	0- 0	NON-CONFERENCE	1- 1	4- 3	4- 1				
4- 2	0- 1	0- 0	HOME	1- 0	3- 1	3- 1				
1- 4	0- 1	0- 0	AWAY	0- 1	1- 2	1- 0				
0- 0	0- 0	0- 0	NEUTRAL	0- 0	0- 0	0- 0				
7- 2	0- 0	0- 0	CONFERENCE	1- 1	6- 1	3- 0				
4- 0	0- 0	0- 0	HOME	1- 0	3- 0	1- 0				
3- 2	0- 0	0- 0	AWAY	0- 1	3- 1	2- 0				
0- 0	0- 0	0- 0	NEUTRAL	0- 0	0- 0	0- 0				

RPI 1-25				RPI 26-50				RPI 51-100				RPI 101+				Team's RPI: 111
RPI	S	Opponent	Score	RPI	S	Opponent	Score	RPI	S	Opponent	Score	RPI	S	Opponent	Score	
16	H	Georgia	63 79					53	A	Northern Colo.	74 79	134	A	Washington	72 80	
18	A	Cal i forni a	45 70					68	H	Utah	77 68	154	H	Paci fi c	77 65	
								71	A	Saint Mary's (CA)	49 57	155	H	San Francisco	70 66	
								71	H	Saint Mary's (CA)	63 54	167	A	Loyola Marymount	67 55	
												170	A	Colorado St.	54 56	
												195	A	San Diego	69 70	
												207	A	Pepperdi ne	73 67	
												212	A	Eastern Wash.	73 69	
												218	H	Montana St.	75 54	
												256	H	Santa Clara	65 47	
												300	H	Utah Valley	75 54	
												302	H	Utah St.	69 76	
												307	H	Southern Utah	75 67	
												319	A	Portland	72 58	
-----																
LAST 12 Division I GAMES:																
71	H	Saint Mary's (CA)	63 54	155	H	San Francisco	70 66									
195	A	San Diego	69 70	71	A	Saint Mary's (CA)	49 57									
167	A	Loyola Marymount	67 55	319	A	Portland	72 58									
256	H	Santa Clara	65 47	218	H	Montana St.	75 54									
207	A	Pepperdi ne	73 67	18	A	Cal i forni a	45 70									
154	H	Paci fi c	77 65	68	H	Utah	77 68									

Non-Div I Games:

BYU

Average RPI Win:	152	WON-LOST	WINNING	LAST 10	STRENGTH OF	OPP. STRENGTH	TEAM	ADJ.	CONF.	ADJ CONF.
Average RPI Loss:	42	RECORD	PCT. RANK	GAMES	SCHEDULE	OF SCHEDULE	RPI	RPI	RPI	RPI
DIV. I ONLY	15- 3	21	7- 3	80	79	33	33	7	7	
DIV. I NON-CONF.	10- 0	1	3- 0	162	100	16	16	8	8	
-----										
TOTALS	RPI 1-25	RPI 26-50	W-L RECORDS	RPI 51-100	RPI 101-999	RPI 201+				
15- 3	0- 1	1- 1	OVERALL	2- 1	12- 0	4- 0				
8- 2	0- 1	0- 1	HOME	2- 0	6- 0	2- 0				
7- 1	0- 0	1- 0	AWAY	0- 1	6- 0	2- 0				
0- 0	0- 0	0- 0	NEUTRAL	0- 0	0- 0	0- 0				
10- 0	0- 0	1- 0	NON-CONFERENCE	2- 0	7- 0	3- 0				
6- 0	0- 0	0- 0	HOME	2- 0	4- 0	2- 0				
4- 0	0- 0	1- 0	AWAY	0- 0	3- 0	1- 0				
0- 0	0- 0	0- 0	NEUTRAL	0- 0	0- 0	0- 0				
5- 3	0- 1	0- 1	CONFERENCE	0- 1	5- 0	1- 0				
2- 2	0- 1	0- 1	HOME	0- 0	2- 0	0- 0				
3- 1	0- 0	0- 0	AWAY	0- 1	3- 0	1- 0				
0- 0	0- 0	0- 0	NEUTRAL	0- 0	0- 0	0- 0				

RPI 1-25				RPI 26-50				RPI 51-100				RPI 101+			
RPI	S	Opponent	Score	RPI	S	Opponent	Score	RPI	S	Opponent	Score	RPI	S	Opponent	Score
22	H	Buffalo	80 84	37	H	Central Mich.	65 69	57	H	Western Ky.	93 81	108	A	Kent St.	79 58
				46	A	Purdue	66 60	66	A	Toledo	66 72	115	H	Miami (OH)	86 61
								78	H	Butler	87 75	119	A	Cleveland St.	76 64
												120	H	Missouri St.	70 58
												126	A	Bowling Green	84 73
												126	H	Bowling Green	82 41
												130	A	Vanderbilt	88 79
												197	H	Southeast Mo. St.	69 56
												224	A	Akron	74 61
												232	H	Austin Peay	89 57
												252	H	Lipscomb	84 46
												343	A	Tennessee St.	85 65
-----															
Team's RPI: 33															
LAST 12 Division I GAMES:															
126	H	Bowling Green	82 41	115	H	Miami (OH)	86 61	37	H	Central Mich.	65 69	57	H	Western Ky.	93 81
108	A	Kent St.	79 58	66	A	Toledo	66 72	232	H	Austin Peay	89 57	197	H	Southeast Mo. St.	69 56
66	A	Toledo	66 72	22	H	Buffalo	80 84	74	61			46	A	Purdue	66 60
224	A	Akron	74 61	126	A	Bowling Green	84 73								

Non-Div I Games: Oakland City 126 55

Ball St.

Average RPI Win:	130	WON-LOST	WINNING	LAST 10	STRENGTH OF	OPP. STRENGTH	TEAM	ADJ.	CONF.	ADJ CONF.
Average RPI Loss:	8	RECORD	PCT. RANK	GAMES	SCHEDULE	OF SCHEDULE	RPI	RPI	RPI	RPI
DIV. I ONLY	18- 1	4	10- 0	85	13	10	10	5	5	
DIV. I NON-CONF.	10- 1	16	4- 0	119	52	17	17	6	6	
-----										
TOTALS	RPI 1-25	RPI 26-50	W-L RECORDS	RPI 51-100	RPI 101-999	RPI 201+				
18- 1	1- 1	2- 0	OVERALL	4- 0	11- 0	4- 0				
11- 0	1- 0	1- 0	HOME	2- 0	7- 0	3- 0				
5- 1	0- 1	1- 0	AWAY	1- 0	3- 0	1- 0				
2- 0	0- 0	0- 0	NEUTRAL	1- 0	1- 0	0- 0				
10- 1	0- 1	1- 0	NON-CONFERENCE	2- 0	7- 0	3- 0				
7- 0	0- 0	1- 0	HOME	1- 0	5- 0	2- 0				
1- 1	0- 1	0- 0	AWAY	0- 0	1- 0	1- 0				
2- 0	0- 0	0- 0	NEUTRAL	1- 0	1- 0	0- 0				
8- 0	1- 0	1- 0	CONFERENCE	2- 0	4- 0	1- 0				
4- 0	1- 0	0- 0	HOME	1- 0	2- 0	1- 0				
4- 0	0- 0	1- 0	AWAY	1- 0	2- 0	0- 0				
0- 0	0- 0	0- 0	NEUTRAL	0- 0	0- 0	0- 0				

RPI	S	Opponent	Score	RPI	S	Opponent	Score	RPI	S	Opponent	Score	RPI	S	Opponent	Score
8	A	UCLA	68 82	28	H	Stanford	81 57	62	N	Georgi a Tech	80 57	105	H	Kentucky	90 63
11	H	Texas	81 56	36	A	Okl ahoma	74 52	74	A	Kansas St.	88 58	120	N	Missouri St.	100 58
								74	H	Kansas St.	75 50	123	A	Kansas	83 48
								96	H	Central Ark.	86 55	129	A	Iowa St.	79 50
												129	H	Iowa St.	89 49
												131	H	North Dakota	105 43
												138	H	Lamar Uni versi ty	121 62
												231	H	Texas Tech	97 49
												259	A	Ni cholls St.	85 43
												292	H	McNeese	95 34
												304	H	Coppin St.	100 54
-----															
LAST 12 Di vi si on I GAMES:															
11	H	Texas	81 56	231	H	Texas Tech	97 49	74	A	Kansas St.	88 58	259	A	Ni cholls St.	85 43
74	H	Kansas St.	75 50	292	H	McNeese	95 34	131	H	North Dakota	105 43	28	H	Stanford	81 57
129	A	Iowa St.	79 50												
36	A	Okl ahoma	74 52												
123	A	Kansas	83 48												
129	H	Iowa St.	89 49												

Non-Di v I Games:

Bayl or

Average RPI Win:	215	WON-LOST	WINNING	LAST 10	STRENGTH OF	OPP. STRENGTH	TEAM	ADJ.	CONF.	ADJ CONF.
Average RPI Loss:	55	RECORD	PCT. RANK	GAMES	SCHEDULE	OF SCHEDULE	RPI	RPI	RPI	RPI
DIV. I ONLY	18- 3	10	10- 0	274	131	81	81	25	25	
DIV. I NON-CONF.	9- 3	61	2- 1	173	31	58	58	27	27	
-----										
TOTALS	RPI 1-25	RPI 26-50	W-L RECORDS	RPI 51-100	RPI 101-999	RPI 201+				
18- 3	0- 0	1- 2	OVERALL	1- 0	16- 1	9- 0				
8- 1	0- 0	0- 0	HOME	0- 0	8- 1	6- 0				
8- 1	0- 0	0- 0	AWAY	0- 0	8- 0	3- 0				
2- 1	0- 0	1- 1	NEUTRAL	1- 0	0- 0	0- 0				
9- 3	0- 0	1- 2	NON-CONFERENCE	1- 0	7- 1	3- 0				
3- 1	0- 0	0- 0	HOME	0- 0	3- 1	2- 0				
4- 1	0- 0	0- 1	AWAY	0- 0	4- 0	1- 0				
2- 1	0- 0	1- 1	NEUTRAL	1- 0	0- 0	0- 0				
9- 0	0- 0	0- 0	CONFERENCE	0- 0	9- 0	6- 0				
5- 0	0- 0	0- 0	HOME	0- 0	5- 0	4- 0				
4- 0	0- 0	0- 0	AWAY	0- 0	4- 0	2- 0				
0- 0	0- 0	0- 0	NEUTRAL	0- 0	0- 0	0- 0				

RPI 1-25				RPI 26-50				RPI 51-100				Team's RPI: 81				RPI 101+			
RPI	S	Opponent	Score	RPI	S	Opponent	Score	RPI	S	Opponent	Score	RPI	S	Opponent	Score	RPI	S	Opponent	Score
				28	N	Stanford	53 74	65	N	Gonzaga	71 63	102	H	Wright St.	81 91				
				36	A	Oklahoma	73 96					130	A	Vanderbilt	111 74				
				39	N	FGCU	75 65					152	A	SIUE	72 55				
												153	A	Tulsa	90 65				
												171	H	Jacksonville St.	71 55				
												182	H	Samford	83 46				
												194	A	Arkansas St.	83 52				
												197	A	Southeast Mo. St.	67 57				
												226	A	UT Martin	65 63				
												232	H	Austin Peay	78 75				
												252	A	Lipscomb	91 59				
												262	H	Presbyterian	90 48				
												301	H	Murray St.	70 65				
												306	H	Fort Wayne	74 42				
												329	H	Tennessee Tech	78 59				
												337	A	Eastern Ill.	86 58				
												337	H	Eastern Ill.	59 37				
LAST 12 Division I GAMES:																			
				337	H	Eastern Ill.	59 37					329	H	Tennessee Tech	78 59				
				232	H	Austin Peay	78 75					226	A	UT Martin	65 63				
				301	H	Murray St.	70 65					197	A	Southeast Mo. St.	67 57				
				337	A	Eastern Ill.	86 58					130	A	Vanderbilt	111 74				
				152	A	SIUE	72 55					102	H	Wright St.	81 91				
				171	H	Jacksonville St.	71 55					194	A	Arkansas St.	83 52				

Non-Div I Games: Trevecca Nazarene 97 39

Belmont

Average RPI	Win:	270	WON-LOST	WINNING	LAST 10	STRENGTH OF	OPP. STRENGTH	TEAM	ADJ.	CONF.	ADJ CONF.
Average RPI	Loss:	185	RECORD	PCT. RANK	GAMES	SCHEDULE	OF SCHEDULE	RPI	RPI	RPI	RPI
DIV. I ONLY		11- 4		61	8- 2	339	317	202	202	31	31
DIV. I NON-CONF.		6- 4		122	4- 2	289	299	215	215	31	31
-----											
TOTALS	RPI 1-25		RPI 26-50		W-L RECORDS	RPI 51-100		RPI 101-999		RPI 201+	
11- 4	0- 0		0- 0		OVERALL	0- 1		11- 3		10- 2	
5- 2	0- 0		0- 0		HOME	0- 0		5- 2		5- 1	
4- 2	0- 0		0- 0		AWAY	0- 1		4- 1		4- 1	
2- 0	0- 0		0- 0		NEUTRAL	0- 0		2- 0		1- 0	
6- 4	0- 0		0- 0		NON-CONFERENCE	0- 1		6- 3		5- 2	
3- 2	0- 0		0- 0		HOME	0- 0		3- 2		3- 1	
1- 2	0- 0		0- 0		AWAY	0- 1		1- 1		1- 1	
2- 0	0- 0		0- 0		NEUTRAL	0- 0		2- 0		1- 0	
5- 0	0- 0		0- 0		CONFERENCE	0- 0		5- 0		5- 0	
2- 0	0- 0		0- 0		HOME	0- 0		2- 0		2- 0	
3- 0	0- 0		0- 0		AWAY	0- 0		3- 0		3- 0	
0- 0	0- 0		0- 0		NEUTRAL	0- 0		0- 0		0- 0	

RPI 1-25				RPI 26-50				RPI 51-100				RPI 101+				Team's RPI: 202	
RPI	S	Opponent	Score	RPI	S	Opponent	Score	RPI	S	Opponent	Score	RPI	S	Opponent	Score		
								67	A	Mi ami (FL)	39	85	121	H	Jacksonville	58	68
													166	N	Texas St.	62	56
													210	H	Southern U.	68	56
													230	N	Richmond	63	50
													242	A	North Florida	63	70
													243	A	Howard	59	55
													274	A	FIU	77	59
													275	H	Grand Canyon	69	60
													295	H	Prai rie View	77	52
													303	A	Delaware St.	68	60
													310	A	UMES	55	48
													311	H	Southeastern La.	58	60
													324	H	South Carol ina St.	68	50
													335	H	Flori da A&M	44	42
LAST 12 Division I GAMES:																	
303	A	Delaware St.	68	60	230	N	Richmond	63	50								
335	H	Florida A&M	44	42	166	N	Texas St.	62	56								
310	A	UMES	55	48	121	H	Jacksonville	58	68								
243	A	Howard	59	55	210	H	Southern U.	68	56								
324	H	South Carolina St.	68	50	275	H	Grand Canyon	69	60								
67	A	Mi ami (FL)	39	85	242	A	North Florida	63	70								

Non-Div I Games: Edward Waters 101 60 Palm Beach Atl. 61 48

Bethune-Cookman



Average RPI Win:	238	WON-LOST	WINNING	LAST 10	STRENGTH OF	OPP. STRENGTH	TEAM	ADJ.	CONF.	ADJ CONF.
Average RPI Loss:	156	RECORD	PCT. RANK	GAMES	SCHEDULE	OF SCHEDULE	RPI	RPI	RPI	RPI
DIV. I ONLY	12- 7	98	7- 3	281	273	176	176	20	20	
DIV. I NON-CONF.	8- 4	87	5- 0	316	268	173	173	23	23	
-----										
TOTALS	RPI 1-25	RPI 26-50	W-L RECORDS	RPI 51-100	RPI 101-999	RPI 201+				
12- 7	0- 0	0- 0	OVERALL	1- 1	11- 6	8- 1				
5- 3	0- 0	0- 0	HOME	0- 0	5- 3	2- 1				
6- 3	0- 0	0- 0	AWAY	1- 1	5- 2	5- 0				
1- 1	0- 0	0- 0	NEUTRAL	0- 0	1- 1	1- 0				
8- 4	0- 0	0- 0	NON-CONFERENCE	0- 0	8- 4	6- 0				
3- 1	0- 0	0- 0	HOME	0- 0	3- 1	1- 0				
4- 2	0- 0	0- 0	AWAY	0- 0	4- 2	4- 0				
1- 1	0- 0	0- 0	NEUTRAL	0- 0	1- 1	1- 0				
4- 3	0- 0	0- 0	CONFERENCE	1- 1	3- 2	2- 1				
2- 2	0- 0	0- 0	HOME	0- 0	2- 2	1- 1				
2- 1	0- 0	0- 0	AWAY	1- 1	1- 0	1- 0				
0- 0	0- 0	0- 0	NEUTRAL	0- 0	0- 0	0- 0				

RPI 1-25				RPI 26-50				RPI 51-100				RPI 101+ Team's RPI: 176			
RPI	S	Opponent	Score	RPI	S	Opponent	Score	RPI	S	Opponent	Score	RPI	S	Opponent	Score
								70	A	Albany (NY)	46 63	103	H	Dartmouth	80 64
								75	A	Maine	66 62	104	H	Penn	77 72
												127	H	Yale	69 73
												135	H	Hartford	64 59
												153	N	Tulsa	55 60
												156	A	Bucknell	59 64
												161	H	New Hampshire	61 63
												189	A	Army West Point	61 73
												234	H	Stony Brook	59 67
												264	A	Cornell	66 58
												267	A	Rider	76 54
												280	A	Bryant	55 47
												307	A	Southern Utah	72 66
												310	N	UMES	68 51
												328	H	UMBC	81 51
												339	H	NJIT	67 36
												349	A	UMass Lowell	76 46
-----															
LAST 12 Division I GAMES:															
				328	H	UMBC	81 51	75	A	Maine	66 62				
				349	A	UMass Lowell	76 46	103	H	Dartmouth	80 64				
				234	H	Stony Brook	59 67	267	A	Rider	76 54				
				70	A	Albany (NY)	46 63	264	A	Cornell	66 58				
				135	H	Hartford	64 59	339	H	NJIT	67 36				
				161	H	New Hampshire	61 63	280	A	Bryant	55 47				

Non-Div I Games: SUNY Cortland 90 36

Binghamton

Average RPI Win: 203

Average RPI Loss: 149

WON-LOST  
RECORDWINNING  
PCT. RANKLAST 10  
GAMESSTRENGTH OF  
SCHEDULEOPP. STRENGTH  
OF SCHEDULETEAM  
RPIADJ.  
RPICONF.  
RPIADJ CONF.  
RPIDIV. I ONLY  
DIV. I NON-CONF.10- 8  
4- 5134  
2027- 3  
1- 2231  
312143  
167186  
273186  
27316  
1616  
16

TOTALS

RPI 1-25

RPI 26-50

W-L RECORDS

RPI 51-100

RPI 101-999

RPI 201+

10- 8

0- 0

0- 1

OVERALL

0- 3

10- 4

5- 2

4- 5

0- 0

0- 1

HOME

0- 2

4- 2

0- 1

6- 1

0- 0

0- 0

AWAY

0- 1

6- 0

5- 0

0- 2

0- 0

0- 0

NEUTRAL

0- 0

0- 2

0- 1

4- 5

0- 0

0- 0

NON-CONFERENCE

0- 2

4- 3

2- 2

2- 3

0- 0

0- 0

HOME

0- 2

2- 1

0- 1

2- 0

0- 0

0- 0

AWAY

0- 0

2- 0

2- 0

0- 2

0- 0

0- 0

NEUTRAL

0- 0

0- 2

0- 1

6- 3

0- 0

0- 1

CONFERENCE

0- 1

6- 1

3- 0

2- 2

0- 0

0- 1

HOME

0- 0

2- 1

0- 0

4- 1

0- 0

0- 0

AWAY

0- 1

4- 0

3- 0

0- 0

0- 0

0- 0

NEUTRAL

0- 0

0- 0

0- 0

RPI 1-25

RPI 26-50

RPI 51-100

RPI 101+

Team's RPI: 186

RPI S Opponent Score

RPI S Opponent Score

RPI S Opponent Score

RPI S Opponent Score

47 H Wyomi ng 51 66

64 A New Mexico 83 100

114 H UNLV 69 60

69 H Washi ngton St. 53 61

134 H Washi ngton 85 62

71 H Saint Mary's (CA) 72 74

143 H Saint Francis (PA) 87 59

150 H Fresno St. 75 66

159 H Nevada 68 72

170 A Colorado St. 62 58

195 N San Diego 52 72

212 A Eastern Wash. 61 57

228 A San Diego St. 86 70

260 A San Jose St. 112 80

261 H CSU Bakersfi eld 59 65

302 A Utah St. 64 42

319 A Portland 73 47

325 N Northern Ari z. 60 62

LAST 12 Division I GAMES:

260 A San Jose St. 112 80

64 A New Mexico 83 100

159 H Nevada 68 72

114 H UNLV 69 60

302 A Utah St. 64 42

170 A Colorado St. 62 58

228 A San Diego St. 86 70

143 H Saint Francis (PA) 87 59

150 H Fresno St. 75 66

261 H CSU Bakersfi eld 59 65

47 H Wyomi ng 51 66

69 H Washi ngton St. 53 61

Non-Div I Games:

Corban

94 50

Northwest Chrst.

83 51

Boi se St.

Loss, Non-Conf, S Site, H Home A Away N Neutral

Average RPI Win:	145	WON-LOST	WINNING	LAST 10	STRENGTH OF	OPP. STRENGTH	TEAM	ADJ.	CONF.	ADJ CONF.
Average RPI Loss:	105	RECORD	PCT. RANK	GAMES	SCHEDULE	OF SCHEDULE	RPI	RPI	RPI	RPI
DIV. I ONLY	6- 14	278	2- 8	39	57	183	183	1	1	
DIV. I NON-CONF.	5- 8	220	2- 3	122	158	211	211	1	1	
-----										
TOTALS	RPI 1-25	RPI 26-50	W-L RECORDS	RPI 51-100	RPI 101-999	RPI 201+				
6- 14	0- 2	1- 2	OVERALL	2- 4	3- 6	2- 2				
5- 5	0- 0	1- 1	HOME	2- 3	2- 1	1- 1				
1- 9	0- 2	0- 1	AWAY	0- 1	1- 4	1- 0				
0- 0	0- 0	0- 0	NEUTRAL	0- 0	0- 0	0- 0				
5- 8	0- 0	1- 1	NON-CONFERENCE	1- 2	3- 5	2- 2				
4- 3	0- 0	1- 0	HOME	1- 2	2- 1	1- 1				
1- 5	0- 0	0- 1	AWAY	0- 0	1- 4	1- 1				
0- 0	0- 0	0- 0	NEUTRAL	0- 0	0- 0	0- 0				
1- 6	0- 2	0- 1	CONFERENCE	1- 2	0- 1	0- 0				
1- 2	0- 0	0- 1	HOME	1- 1	0- 0	0- 0				
0- 4	0- 2	0- 0	AWAY	0- 1	0- 1	0- 0				
0- 0	0- 0	0- 0	NEUTRAL	0- 0	0- 0	0- 0				

RPI 1-25				RPI 26-50				RPI 51-100				RPI 101+ Team's RPI: 183			
RPI	S	Opponent	Score	RPI	S	Opponent	Score	RPI	S	Opponent	Score	RPI	S	Opponent	Score
2	A	Notre Dame	60 89	32	H	Virginia	57 68	60	A	Virginia Tech	58 89	103	A	Dartmouth	57 68
19	A	Duke	50 75	44	A	Minnesota	68 78	67	H	Miami (FL)	43 65	112	A	Clemson	61 65
				45	H	Houston	79 74	75	H	Maine	40 61	161	H	New Hampshire	64 55
								77	H	Fordham	55 52	184	A	Providence	55 63
								86	H	North Carolina	77 64	185	A	Boston U.	57 61
								99	H	Seton Hall	53 73	205	A	Columbia	60 68
												223	A	Holy Cross	70 61
												277	H	Fairfield	58 66
												280	H	Bryant	65 42
-----															
LAST 12 Division I GAMES:															
19	A	Duke	50 75	60	A	Virginia Tech	58 89	75	H	Maine	40 61	184	A	Providence	55 63
67	H	Miami (FL)	43 65	75	H	Maine	40 61	161	H	New Hampshire	64 55	99	H	Seton Hall	53 73
112	A	Clemson	61 65	184	A	Providence	55 63	223	A	Holy Cross	70 61				
2	A	Notre Dame	60 89												
32	H	Virginia	57 68												
86	H	North Carolina	77 64												

Non-Div I Games:

Boston College

B  
O  
S  
T  
O  
N  
U  
.

B  
O  
S  
T  
O  
N  
U  
.

Boston U.

Average RPI Win: 207

Average RPI Loss: 107

WON-LOST  
RECORDWINNING  
PCT. RANKLAST 10  
GAMESSTRENGTH OF  
SCHEDULEOPP. STRENGTH  
OF SCHEDULETEAM  
RPIADJ.  
RPICONF.  
RPIADJ CONF.  
RPIDIV. I ONLY  
DIV. I NON-CONF.9- 9  
7- 3173  
742- 7  
1- 283  
145165  
328126  
86126  
867  
87  
8

TOTALS

RPI 1-25

RPI 26-50

W-L RECORDS

RPI 51-100

RPI 101-999

RPI 201+

9- 9  
4- 4  
3- 5  
2- 00- 0  
0- 0  
0- 0  
0- 00- 4  
0- 1  
0- 3  
0- 0OVERALL  
HOME  
AWAY  
NEUTRAL0- 2  
0- 1  
0- 1  
0- 09- 3  
4- 2  
3- 1  
2- 04- 2  
2- 2  
2- 0  
0- 07- 3  
3- 1  
2- 2  
2- 00- 0  
0- 0  
0- 0  
0- 00- 1  
0- 0  
0- 1  
0- 0NON-CONFERENCE  
HOME  
AWAY  
NEUTRAL0- 0  
0- 0  
0- 0  
0- 07- 2  
3- 1  
2- 1  
2- 03- 1  
2- 1  
1- 0  
0- 02- 6  
1- 3  
1- 3  
0- 00- 0  
0- 0  
0- 0  
0- 00- 3  
0- 1  
0- 2  
0- 0CONFERENCE  
HOME  
AWAY  
NEUTRAL0- 2  
0- 1  
0- 1  
0- 02- 1  
1- 1  
1- 0  
0- 01- 1  
0- 1  
1- 0  
0- 0

RPI 1-25

RPI S Opponent Score

RPI 26-50

RPI S Opponent Score

33	A	Ball St.	41	82
33	H	Ball St.	73	84
35	A	South Dakota St.	44	76
37	A	Central Mich.	54	90

RPI 51-100

RPI S Opponent Score

76	H	Ohio	63	70
93	A	Western Mich.	58	67

RPI 101+

Team's RPI: 126

RPI S Opponent Score

108	H	Kent St.	60	50
139	A	Cincinnati	51	75
140	A	Robert Morris	64	62
160	H	Xavier	63	53
198 N		Norfolk St.	59	50
198 N		Fla. Atlantic	66	55
214	H	Eastern Mich.	52	54
224	A	Akron	66	64
265	H	Valparaiso	90	77
284	A	Detroit Mercy	85	81
286	H	Eastern Ky.	77	60
299	H	Canisius	57	71

LAST 12 Division I GAMES:

33	A	Ball St.	41	82	214	H	Eastern Mich.	52	54
76	H	Ohio	63	70	93	A	Western Mich.	58	67
108	H	Kent St.	60	50	139	A	Cincinnati	51	75
224	A	Akron	66	64	35	A	South Dakota St.	44	76
37	A	Central Mich.	54	90	160	H	Xavier	63	53
33	H	Ball St.	73	84	265	H	Valparaiso	90	77

Bowling Green

Bowling Green

Non-Div I Games:

Ferris St.

82 73

Bowling Green

Loss, Non-Conf, S Site, H Home A Away N Neutral

Average RPI Win: 269

Average RPI Loss: 150

WON-LOST  
RECORDWINNING  
PCT. RANKLAST 10  
GAMESSTRENGTH OF  
SCHEDULEOPP. STRENGTH  
OF SCHEDULETEAM  
RPIADJ.  
RPICONF.  
RPIADJ CONF.  
RPIDIV. I ONLY  
DIV. I NON-CONF.9- 8  
5- 5156  
1705- 5  
3- 2294  
233245  
241216  
194216  
19424  
2124  
21

TOTALS

RPI 1-25

RPI 26-50

W-L RECORDS

RPI 51-100

RPI 101-999

RPI 201+

9- 8 0- 1  
3- 3 0- 0  
5- 5 0- 1  
1- 0 0- 00- 0  
0- 0  
0- 0  
0- 0OVERALL  
HOME  
AWAY  
NEUTRAL0- 0  
0- 0  
0- 0  
0- 09- 7  
3- 3  
5- 4  
1- 08- 1  
2- 0  
5- 1  
1- 05- 5 0- 1  
3- 1 0- 0  
1- 4 0- 1  
1- 0 0- 00- 0  
0- 0  
0- 0  
0- 0NON-CONFERENCE  
HOME  
AWAY  
NEUTRAL0- 0  
0- 0  
0- 0  
0- 05- 4  
3- 1  
1- 3  
1- 04- 0  
2- 0  
1- 0  
1- 04- 3 0- 0  
0- 2 0- 0  
4- 1 0- 0  
0- 0 0- 00- 0  
0- 0  
0- 0  
0- 0CONFERENCE  
HOME  
AWAY  
NEUTRAL0- 0  
0- 0  
0- 0  
0- 04- 3  
0- 2  
4- 1  
0- 04- 1  
0- 0  
4- 1  
0- 0

RPI 1-25

RPI S Opponent Score  
13 A Green Bay 40 72

RPI 26-50

RPI S Opponent Score

RPI 51-100

RPI S Opponent Score

RPI 101+

Team's RPI: 216

RPI	S	Opponent	Score
110	H	Western Ill.	87 80
119	H	Cleveland St.	65 67
120	H	Missouri St.	65 71
144	A	Northern Ill.	52 76
162	H	Southern Ill.	62 63
164	A	Illinois	62 74
197	A	Southeast Mo. St.	53 57
239	H	Omaha	69 56
251	A	Illinois St.	62 42
259	N	Nicholls St.	75 65
265	A	Valparaiso	88 69
281	A	Indiana St.	50 65
290	A	Loyola Chicago	59 57
327	H	Ill.-Chicago	58 48
337	A	Eastern Ill.	67 52
346	A	Evansville	117 59

LAST 12 Division I GAMES:

346	A	Evansville	117 59	251	A	Illinois St.	62 42
281	A	Indiana St.	50 65	110	H	Western Ill.	87 80
120	H	Missouri St.	65 71	119	H	Cleveland St.	65 67
162	H	Southern Ill.	62 63	13	A	Green Bay	40 72
265	A	Valparaiso	88 69	337	A	Eastern Ill.	67 52
290	A	Loyola Chicago	59 57	327	H	Ill.-Chicago	58 48

Bradley

Bradley

Non-Div I Games:

Lincoln (MO)

88 44

Bradley

Loss, Non-Conf, S Site, H Home A Away N Neutral

Average RPI	Win:	226	WON-LOST	WINNING	LAST 10	STRENGTH OF	OPP. STRENGTH	TEAM	ADJ.	CONF.	ADJ CONF.
Average RPI	Loss:	73	RECORD	PCT. RANK	GAMES	SCHEDULE	OF SCHEDULE	RPI	RPI	RPI	RPI
DIV. I ONLY		12- 2		10	8- 1	303	118	92	92	9	9
DIV. I NON-CONF.		11- 1		13	9- 0	322	138	96	96	9	9
-----											
TOTALS	RPI 1-25		RPI 26-50		W-L RECORDS	RPI 51-100		RPI 101-999		RPI 201+	
12- 2	0- 1		0- 0		OVERALL	0- 0		12- 1		7- 0	
5- 1	0- 1		0- 0		HOME	0- 0		5- 0		3- 0	
5- 1	0- 0		0- 0		AWAY	0- 0		5- 1		3- 0	
2- 0	0- 0		0- 0		NEUTRAL	0- 0		2- 0		1- 0	
11- 1	0- 1		0- 0		NON-CONFERENCE	0- 0		11- 0		7- 0	
4- 1	0- 1		0- 0		HOME	0- 0		4- 0		3- 0	
5- 0	0- 0		0- 0		AWAY	0- 0		5- 0		3- 0	
2- 0	0- 0		0- 0		NEUTRAL	0- 0		2- 0		1- 0	
1- 1	0- 0		0- 0		CONFERENCE	0- 0		1- 1		0- 0	
1- 0	0- 0		0- 0		HOME	0- 0		1- 0		0- 0	
0- 1	0- 0		0- 0		AWAY	0- 0		0- 1		0- 0	
0- 0	0- 0		0- 0		NEUTRAL	0- 0		0- 0		0- 0	

RPI 1-25				RPI 26-50				RPI 51-100				Team's RPI: 92				RPI 101+			
RPI	S	Opponent	Score	RPI	S	Opponent	Score	RPI	S	Opponent	Score	RPI	S	Opponent	Score	RPI	S	Opponent	Score
18	H	Cal i forni a	79 89													127	A	Yale	63 77
																127	H	Yale	81 71
																154	A	Paci fi c	74 57
																184	A	Provi dence	64 59
																185	H	Boston U.	92 68
																187	N	Hampton	73 66
																223	H	Hol y Cross	82 78
																243	A	Howard	85 81
																258	H	Sacred Heart	102 77
																273	A	Col gate	83 73
																280	H	Bryant	85 62
																280	N	Bryant	72 60
																314	A	Central Conn. St.	78 55
LAST 12 Division I GAMES:																			
127	H	Yale	81 71	280	N	Bryant	72 60												
127	A	Yale	63 77	184	A	Provi dence	64 59												
243	A	Howard	85 81	223	H	Hol y Cross	82 78												
185	H	Boston U.	92 68	154	A	Paci fi c	74 57												
273	A	Col gate	83 73	187	N	Hampton	73 66												
258	H	Sacred Heart	102 77	18	H	Cal i forni a	79 89												

Non-Div I Games: Johnson &amp; Wales (RI) 100 79

Brown

Average RPI Win:	284	WON-LOST	WINNING	LAST 10	STRENGTH OF	OPP. STRENGTH	TEAM	ADJ.	CONF.	ADJ CONF.
Average RPI Loss:	166	RECORD	PCT. RANK	GAMES	SCHEDULE	OF SCHEDULE	RPI	RPI	RPI	RPI
DIV. I ONLY	6- 12	261	5- 5	251	297	280	280	28	28	
DIV. I NON-CONF.	1- 10	327	1- 4	116	252	289	289	28	28	
-----										
TOTALS	RPI 1-25	RPI 26-50	W-L RECORDS	RPI 51-100	RPI 101-999	RPI 201+				
6- 12	0- 0	0- 0	OVERALL	0- 4	6- 8	6- 3				
3- 6	0- 0	0- 0	HOME	0- 0	3- 6	3- 2				
2- 5	0- 0	0- 0	AWAY	0- 3	2- 2	2- 1				
1- 1	0- 0	0- 0	NEUTRAL	0- 1	1- 0	1- 0				
1- 10	0- 0	0- 0	NON-CONFERENCE	0- 4	1- 6	1- 1				
0- 4	0- 0	0- 0	HOME	0- 0	0- 4	0- 0				
0- 5	0- 0	0- 0	AWAY	0- 3	0- 2	0- 1				
1- 1	0- 0	0- 0	NEUTRAL	0- 1	1- 0	1- 0				
5- 2	0- 0	0- 0	CONFERENCE	0- 0	5- 2	5- 2				
3- 2	0- 0	0- 0	HOME	0- 0	3- 2	3- 2				
2- 0	0- 0	0- 0	AWAY	0- 0	2- 0	2- 0				
0- 0	0- 0	0- 0	NEUTRAL	0- 0	0- 0	0- 0				

RPI 1-25				RPI 26-50				RPI 51-100				RPI 101+ Team's RPI: 280			
RPI	S	Opponent	Score	RPI	S	Opponent	Score	RPI	S	Opponent	Score	RPI	S	Opponent	Score
								75	A	Maine	68 70	135	H	Hartford	47 59
								87	A	James Madison	36 67	161	H	New Hampshire	65 74
								92	A	Brown	62 85	176	H	Binghamton	47 55
								92	N	Brown	60 72	183	A	Boston College	42 65
												185	H	Boston U.	61 78
												223	A	Holy Cross	57 59
												250	H	LIU Brooklyn	75 56
												258	A	Sacred Heart	81 73
												263	H	Mt. St. Mary's	63 68
												272	H	St. Francis Brooklyn	73 63
												289	A	Fairleigh Dickinson	65 48
												314	H	Central Conn. St.	66 50
												316	H	Wagner	66 75
												321	N	Rhode Island	58 52
LAST 12 Division I GAMES:															
272	H	St. Francis Brooklyn	73 63	316	H	Wagner	66 75								
250	H	LIU Brooklyn	75 56	87	A	James Madison	36 67								
258	A	Sacred Heart	81 73	135	H	Hartford	47 59								
289	A	Fairleigh Dickinson	65 48	176	H	Binghamton	47 55								
314	H	Central Conn. St.	66 50	92	N	Brown	60 72								
263	H	Mt. St. Mary's	63 68	321	N	Rhode Island	58 52								

Non-Div I Games:

Bryant



Average RPI Win:	228	WON-LOST	WINNING	LAST 10	STRENGTH OF	OPP. STRENGTH	TEAM	ADJ.	CONF.	ADJ CONF.
Average RPI Loss:	142	RECORD	PCT. RANK	GAMES	SCHEDULE	OF SCHEDULE	RPI	RPI	RPI	RPI
DIV. I ONLY	12- 8	113	6- 4	240	180	156	156	15	15	
DIV. I NON-CONF.	6- 5	153	1- 2	294	187	209	209	18	18	
<hr/>										
TOTALS	RPI 1-25	RPI 26-50	W-L RECORDS	RPI 51-100	RPI 101-999	RPI 201+				
12- 8	0- 0	0- 1	OVERALL	1- 2	11- 5	8- 2				
7- 3	0- 0	0- 0	HOME	1- 0	6- 3	4- 2				
5- 5	0- 0	0- 1	AWAY	0- 2	5- 2	4- 0				
0- 0	0- 0	0- 0	NEUTRAL	0- 0	0- 0	0- 0				
6- 5	0- 0	0- 1	NON-CONFERENCE	0- 1	6- 3	5- 1				
3- 2	0- 0	0- 0	HOME	0- 0	3- 2	2- 1				
3- 3	0- 0	0- 1	AWAY	0- 1	3- 1	3- 0				
0- 0	0- 0	0- 0	NEUTRAL	0- 0	0- 0	0- 0				
6- 3	0- 0	0- 0	CONFERENCE	1- 1	5- 2	3- 1				
4- 1	0- 0	0- 0	HOME	1- 0	3- 1	2- 1				
2- 2	0- 0	0- 0	AWAY	0- 1	2- 1	1- 0				
0- 0	0- 0	0- 0	NEUTRAL	0- 0	0- 0	0- 0				

RPI	S	Opponent	Score	RPI	S	Opponent	Score	RPI	S	Opponent	Score	RPI	S	Opponent	Score
43	A	Drexel	54 63	58	A	American	58 68	147	A	Pittsburgh	39 57	169	H	Saint Joseph's	53 77
				77	A	Fordham	62 71	176	H	Binghamton	64 59	177	A	Lehigh	62 66
				89	H	Navy	47 39	185	A	Boston U.	63 58	189	H	Army West Point	60 36
								222	H	Lafayette	83 53	223	A	Holy Cross	71 47
								224	H	Akron	63 52	227	H	Loyola Maryland	65 68
								235	H	St. Bonaventure	48 59	241	A	Youngstown St.	66 60
								267	A	Rider	76 71	273	H	Colgate	77 57
								299	H	Canisius	76 57	342	A	Iona	60 53
<hr/>															
LAST 12 Division I GAMES:															
89	H	Navy	47 39	189	H	Army West Point	60 36								
223	A	Holy Cross	71 47	185	A	Boston U.	63 58								
227	H	Loyola Maryland	65 68	58	A	American	58 68								
273	H	Colgate	77 57	147	A	Pittsburgh	39 57								
177	A	Lehigh	62 66	77	A	Fordham	62 71								
222	H	Lafayette	83 53	342	A	Iona	60 53								

Non-Div I Games:

Bucknell

Average RPI Win:	138	WON-LOST	WINNING	LAST 10	STRENGTH OF	OPP. STRENGTH	TEAM	ADJ.	CONF.	ADJ CONF.
Average RPI Loss:	127	RECORD	PCT. RANK	GAMES	SCHEDULE	OF SCHEDULE	RPI	RPI	RPI	RPI
DIV. I ONLY	15- 3	21	8- 2	100	55	22	22	7	7	
DIV. I NON-CONF.	9- 2	34	4- 1	169	58	38	38	8	8	
-----										
TOTALS	RPI 1-25	RPI 26-50	W-L RECORDS	RPI 51-100	RPI 101-999	RPI 201+				
15- 3	0- 0	2- 1	OVERALL	5- 0	8- 2	5- 1				
6- 0	0- 0	0- 0	HOME	3- 0	3- 0	2- 0				
6- 3	0- 0	2- 1	AWAY	1- 0	3- 2	3- 1				
3- 0	0- 0	0- 0	NEUTRAL	1- 0	2- 0	0- 0				
9- 2	0- 0	1- 1	NON-CONFERENCE	2- 0	6- 1	4- 1				
3- 0	0- 0	0- 0	HOME	1- 0	2- 0	2- 0				
3- 2	0- 0	1- 1	AWAY	0- 0	2- 1	2- 1				
3- 0	0- 0	0- 0	NEUTRAL	1- 0	2- 0	0- 0				
6- 1	0- 0	1- 0	CONFERENCE	3- 0	2- 1	1- 0				
3- 0	0- 0	0- 0	HOME	2- 0	1- 0	0- 0				
3- 1	0- 0	1- 0	AWAY	1- 0	1- 1	1- 0				
0- 0	0- 0	0- 0	NEUTRAL	0- 0	0- 0	0- 0				

RPI 1-25				Team's RPI: 22				RPI 26-50				RPI 51-100				RPI 101+			
RPI	S	Opponent	Score	RPI	S	Opponent	Score	RPI	S	Opponent	Score	RPI	S	Opponent	Score	RPI	S	Opponent	Score
				31	A	Arizona St.	57 76	56	N	Nebraska	82 72	112	N	Clemson	61 41				
				33	A	Ball St.	84 80	66	H	Toledo	87 69	114	N	UNLV	80 53				
				38	A	St. John's (NY)	73 72	76	A	Ohio	67 63	115	H	Miami (OH)	72 67				
								93	H	Western Mich.	71 49	144	A	Northern Ill.	84 86				
								98	H	Delaware	87 73	205	A	Columbia	65 63				
												206	A	Niagara	62 75				
												224	A	Akron	89 66				
												235	A	St. Bonaventure	76 59				
												299	H	Canisius	73 47				
												310	H	UMES	76 41				
LAST 12 Division I GAMES:																			
				66	H	Toledo	87 69	224	A	Akron	89 66								
				76	A	Ohio	67 63	38	A	St. John's (NY)	73 72								
				33	A	Ball St.	84 80	206	A	Niagara	62 75								
				115	H	Miami (OH)	72 67	235	A	St. Bonaventure	76 59								
				144	A	Northern Ill.	84 86	205	A	Columbia	65 63								
				93	H	Western Mich.	71 49	299	H	Canisius	73 47								

Non-Div I Games:

Buffalo

Average RPI Win: 182

Average RPI Loss: 48

WON-LOST  
RECORDWINNING  
PCT. RANKLAST 10  
GAMESSTRENGTH OF  
SCHEDULEOPP. STRENGTH  
OF SCHEDULETEAM  
RPIADJ.  
RPICONF.  
RPIADJ CONF.  
RPIDIV. I ONLY  
DIV. I NON-CONF.13- 8  
8- 4106  
876- 4  
3- 078  
13659  
15478  
7378  
736  
56  
5

TOTALS

RPI 1-25

RPI 26-50

W-L RECORDS

RPI 51-100

RPI 101-999

RPI 201+

13- 8

0- 1

2- 6

OVERALL

2- 0

9- 1

6- 0

7- 2

0- 0

1- 1

HOME

1- 0

5- 1

3- 0

5- 4

0- 1

1- 3

AWAY

0- 0

4- 0

3- 0

1- 2

0- 0

0- 2

NEUTRAL

1- 0

0- 0

0- 0

8- 4

0- 0

0- 4

NON-CONFERENCE

1- 0

7- 0

6- 0

4- 0

0- 0

0- 0

HOME

0- 0

4- 0

3- 0

3- 2

0- 0

0- 2

AWAY

0- 0

3- 0

3- 0

1- 2

0- 0

0- 2

NEUTRAL

1- 0

0- 0

0- 0

5- 4

0- 1

2- 2

CONFERENCE

1- 0

2- 1

0- 0

3- 2

0- 0

1- 1

HOME

1- 0

1- 1

0- 0

2- 2

0- 1

1- 1

AWAY

0- 0

1- 0

0- 0

0- 0

0- 0

0- 0

NEUTRAL

0- 0

0- 0

0- 0

RPI 1-25

RPI 26-50

RPI 51-100 Team's RPI: 78

RPI 101+

RPI	S	Opponent	Score
20	A	Marquette	67 69

RPI	S	Opponent	Score
27	A	Villanova	76 53
29	A	South Fla.	55 71
30	A	DePaul	65 87
33	A	Ball St.	75 87
34	N	West Virginia	68 75
38	H	St. John's (NY)	55 73
43	N	Drexel	62 76
50	H	Creighton	59 53

RPI	S	Opponent	Score
60	N	Virginia Tech	79 77
99	H	Seton Hall	66 48

RPI	S	Opponent	Score
148	A	Georgetown	66 57
160	H	Xavier	62 69
184	H	Providence	68 57
191	H	Wisconsin	69 62
232	H	Austin Peay	75 54
251	A	Illinois St.	56 45
252	H	Lipscomb	70 58
281	A	Indiana St.	60 51
290	H	Loyola Chicago	64 52
301	A	Murray St.	88 59

LAST 12 Division I GAMES:

184	H	Providence	68 57	148	A	Georgetown	66 57
50	H	Creighton	59 53	27	A	Villanova	76 53
30	A	DePaul	65 87	160	H	Xavier	62 69
20	A	Marquette	67 69	281	A	Indiana St.	60 51
38	H	St. John's (NY)	55 73	290	H	Loyola Chicago	64 52
99	H	Seton Hall	66 48	191	H	Wisconsin	69 62

Non-Div I Games:

Butler

Average RPI Win:	284	WON-LOST	WINNING	LAST 10	STRENGTH OF	OPP. STRENGTH	TEAM	ADJ.	CONF.	ADJ CONF.
Average RPI Loss:	181	RECORD	PCT. RANK	GAMES	SCHEDULE	OF SCHEDULE	RPI	RPI	RPI	RPI
DIV. I ONLY	7- 10	229	5- 4	318	258	261	261	30	30	
DIV. I NON-CONF.	4- 8	239	2- 4	265	209	246	246	30	30	
-----										
TOTALS	RPI 1-25	RPI 26-50	W-L RECORDS	RPI 51-100	RPI 101-999	RPI 201+				
7- 10	0- 0	0- 1	OVERALL	0- 1	7- 8	6- 5				
4- 2	0- 0	0- 0	HOME	0- 0	4- 2	4- 1				
3- 8	0- 0	0- 1	AWAY	0- 1	3- 6	2- 4				
0- 0	0- 0	0- 0	NEUTRAL	0- 0	0- 0	0- 0				
4- 8	0- 0	0- 1	NON-CONFERENCE	0- 1	4- 6	3- 3				
2- 1	0- 0	0- 0	HOME	0- 0	2- 1	2- 0				
2- 7	0- 0	0- 1	AWAY	0- 1	2- 5	1- 3				
0- 0	0- 0	0- 0	NEUTRAL	0- 0	0- 0	0- 0				
3- 2	0- 0	0- 0	CONFERENCE	0- 0	3- 2	3- 2				
2- 1	0- 0	0- 0	HOME	0- 0	2- 1	2- 1				
1- 1	0- 0	0- 0	AWAY	0- 0	1- 1	1- 1				
0- 0	0- 0	0- 0	NEUTRAL	0- 0	0- 0	0- 0				

RPI 1-25				RPI 26-50				RPI 51-100				RPI 101+				Team's RPI: 261	
RPI	S	Opponent	Score	RPI	S	Opponent	Score	RPI	S	Opponent	Score	RPI	S	Opponent	Score		
				28	A	Stanford	34 57	83	A	South Dakota	50 66	128	A	UTEP	56 67		
												172	A	Cal Poly	57 59		
												186	A	Boise St.	65 59		
												190	H	UC Irvine	59 72		
												219	A	SMU	29 41		
												238	A	UC Riverside	65 68		
												239	H	Omaha	52 43		
												247	A	New Mexico St.	48 56		
												248	H	UMKC	58 60		
												260	A	San Jose St.	57 67		
												298	H	Cal St. Fullerton	55 43		
												300	H	Utah Valley	63 58		
												307	A	Southern Utah	46 45		
												318	A	UTRGV	67 64		
												341	H	Chicago St.	63 49		
LAST 12 Division I GAMES:																	
				341	H	Chicago St.	63 49					172	A	Cal Poly	57 59		
				248	H	UMKC	58 60					186	A	Boise St.	65 59		
				247	A	New Mexico St.	48 56					239	H	Omaha	52 43		
				318	A	UTRGV	67 64					83	A	South Dakota	50 66		
				300	H	Utah Valley	63 58					238	A	UC Riverside	65 68		
				190	H	UC Irvine	59 72					219	A	SMU	29 41		

Non-Div I Games: Fresno Pacific 74 63 Whittier 72 35

CSU Bakersfield

CSUN

Average RPI Win: 247

Average RPI Loss: 162

WON-LOST RECORD

WINNING PCT. RANK

LAST 10 GAMES

STRENGTH OF SCHEDULE

OPP. STRENGTH OF SCHEDULE

TEAM RPI

ADJ. RPI

CONF. RPI

ADJ CONF. RPI

DIV. I ONLY

DIV. I NON-CONF.

10- 9

6- 7

162

184

6- 3

4- 1

244

194

240

256

215

218

215

218

21

20

21

20

TOTALS

RPI 1-25

RPI 26-50

W-L RECORDS

RPI 51-100

RPI 101-999

RPI 201+

10- 9

0- 1

0- 0

OVERALL

0- 1

10- 7

8- 3

6- 4

0- 0

0- 0

HOME

0- 0

6- 4

5- 2

4- 4

0- 1

0- 0

AWAY

0- 0

4- 3

3- 1

0- 1

0- 0

0- 0

NEUTRAL

0- 1

0- 0

0- 0

6- 7

0- 1

0- 0

NON-CONFERENCE

0- 1

6- 5

4- 2

4- 3

0- 0

0- 0

HOME

0- 0

4- 3

3- 1

2- 3

0- 1

0- 0

AWAY

0- 0

2- 2

1- 1

0- 1

0- 0

0- 0

NEUTRAL

0- 1

0- 0

0- 0

4- 2

0- 0

0- 0

CONFERENCE

0- 0

4- 2

4- 1

2- 1

0- 0

0- 0

HOME

0- 0

2- 1

2- 1

2- 1

0- 0

0- 0

AWAY

0- 0

2- 1

2- 0

0- 0

0- 0

0- 0

NEUTRAL

0- 0

0- 0

0- 0

RPI 1-25

RPI S Opponent Score

6 A Oregon 43 91

RPI 26-50

RPI S Opponent Score

RPI 51-100

RPI S Opponent Score

95 N Milwaukee 50 58

RPI 101+

Team's RPI: 215

RPI S Opponent Score

141 H Weber St. 61 64

150 H Fresno St. 85 72

167 A Loyola Marymount 75 68

172 A Cal Poly 71 84

174 H Idaho 75 80

192 A New Orleans 73 76

208 H UC Santa Barbara 73 74

209 H Seattle U 67 62

228 A San Diego St. 55 58

238 H UC Riverside 60 55

239 H Omaha 60 68

246 A Hawaii 70 58

260 A San Jose St. 76 59

282 H Arizona 66 63

298 A Cal St. Fullerton 70 68

298 H Cal St. Fullerton 65 41

325 H Northern Ari z. 78 69

LAST 12 Division I GAMES:

246 A Hawaii 70 58

238 H UC Riverside 60 55

298 H Cal St. Fullerton 65 41

172 A Cal Poly 71 84

208 H UC Santa Barbara 73 74

298 A Cal St. Fullerton 70 68

209 H Seattle U 67 62

239 H Omaha 60 68

325 H Northern Ari z. 78 69

167 A Loyola Marymount 75 68

260 A San Jose St. 76 59

150 H Fresno St. 85 72

Non-Div I Games:

Bio la

68 51

CSUN

Loss,

Non-Conf, S Site,

Home

Away

N Neutral

Page 37

Non-Div I Games: Biola 68 51

CSUN

Average RPI Win:	252	WON-LOST	WINNING	LAST 10	STRENGTH OF	OPP. STRENGTH	TEAM	ADJ.	CONF.	ADJ CONF.
Average RPI Loss:	148	RECORD	PCT. RANK	GAMES	SCHEDULE	OF SCHEDULE	RPI	RPI	RPI	RPI
DIV. I ONLY	9- 8	156	6- 4	214	300	172	172	21	21	
DIV. I NON-CONF.	5- 6	187	3- 3	214	322	200	200	20	20	
-----										
TOTALS	RPI 1-25	RPI 26-50	W-L RECORDS	RPI 51-100	RPI 101-999	RPI 201+				
9- 8	0- 0	0- 1	OVERALL	0- 2	9- 5	7- 3				
5- 2	0- 0	0- 0	HOME	0- 1	5- 1	3- 0				
4- 6	0- 0	0- 1	AWAY	0- 1	4- 4	4- 3				
0- 0	0- 0	0- 0	NEUTRAL	0- 0	0- 0	0- 0				
5- 6	0- 0	0- 1	NON-CONFERENCE	0- 1	5- 4	4- 2				
3- 1	0- 0	0- 0	HOME	0- 0	3- 1	2- 0				
2- 5	0- 0	0- 1	AWAY	0- 1	2- 3	2- 2				
0- 0	0- 0	0- 0	NEUTRAL	0- 0	0- 0	0- 0				
4- 2	0- 0	0- 0	CONFERENCE	0- 1	4- 1	3- 1				
2- 1	0- 0	0- 0	HOME	0- 1	2- 0	1- 0				
2- 1	0- 0	0- 0	AWAY	0- 0	2- 1	2- 1				
0- 0	0- 0	0- 0	NEUTRAL	0- 0	0- 0	0- 0				

RPI 1-25				RPI 26-50				RPI 51-100				RPI 101+				Team's RPI: 172	
RPI	S	Opponent	Score	RPI	S	Opponent	Score	RPI	S	Opponent	Score	RPI	S	Opponent	Score		
				44	A	Minnesota	68 112					140	H	Robert Morris	50 66		
								54	H	UC Davis	76 80	155	A	San Francisco	71 83		
								71	A	Saint Mary's (CA)	64 82	155	H	San Francisco	88 83		
												190	H	UC Irvine	79 76		
												208	A	UC Santa Barbara	68 73		
												212	A	Eastern Wash.	72 75		
												215	H	CSUN	84 71		
												238	A	UC Riverside	87 82		
												261	H	CSU Bakersfield	59 57		
												271	A	North Dakota St.	73 69		
												275	H	Grand Canyon	75 69		
												300	A	Utah Valley	70 89		
												325	A	Northern Ariz.	89 73		
												336	A	Long Beach St.	75 64		
LAST 12 Division I GAMES:																	
				336	A	Long Beach St.	75 64	261	H	CSU Bakersfield	59 57						
				54	H	UC Davis	76 80	300	A	Utah Valley	70 89						
				190	H	UC Irvine	79 76	271	A	North Dakota St.	73 69						
				215	H	CSUN	84 71	44	A	Minnesota	68 112						
				208	A	UC Santa Barbara	68 73	212	A	Eastern Wash.	72 75						
				238	A	UC Riverside	87 82	325	A	Northern Ariz.	89 73						

Non-Div I Games: Cal St. Monterey Bay 77 44

Cal Poly

Average RPI Win:	295	WON-LOST	WINNING	LAST 10	STRENGTH OF	OPP. STRENGTH	TEAM	ADJ.	CONF.	ADJ CONF.
Average RPI Loss:	190	RECORD	PCT. RANK	GAMES	SCHEDULE	OF SCHEDULE	RPI	RPI	RPI	RPI
DIV. I ONLY	6- 12	261	4- 5	320	283	298	298	21	21	
DIV. I NON-CONF.	4- 8	239	2- 3	327	310	297	297	20	20	
-----										
TOTALS	RPI 1-25	RPI 26-50	W-L RECORDS	RPI 51-100	RPI 101-999	RPI 201+				
6- 12	0- 0	0- 0	OVERALL	0- 1	6- 11	6- 6				
4- 3	0- 0	0- 0	HOME	0- 0	4- 3	4- 1				
2- 8	0- 0	0- 0	AWAY	0- 1	2- 7	2- 5				
0- 1	0- 0	0- 0	NEUTRAL	0- 0	0- 1	0- 0				
4- 8	0- 0	0- 0	NON-CONFERENCE	0- 0	4- 8	4- 3				
2- 2	0- 0	0- 0	HOME	0- 0	2- 2	2- 0				
2- 5	0- 0	0- 0	AWAY	0- 0	2- 5	2- 3				
0- 1	0- 0	0- 0	NEUTRAL	0- 0	0- 1	0- 0				
2- 4	0- 0	0- 0	CONFERENCE	0- 1	2- 3	2- 3				
2- 1	0- 0	0- 0	HOME	0- 0	2- 1	2- 1				
0- 3	0- 0	0- 0	AWAY	0- 1	0- 2	0- 2				
0- 0	0- 0	0- 0	NEUTRAL	0- 0	0- 0	0- 0				

RPI 1-25				RPI 26-50				RPI 51-100				RPI 101+ Team's RPI: 298			
RPI	S	Opponent	Score	RPI	S	Opponent	Score	RPI	S	Opponent	Score	RPI	S	Opponent	Score
								54	A	UC Davis	53 67	128	H	UTEP	91 92
												154	A	Pacific	65 81
												174	A	Idaho	60 80
												180	N	Oral Roberts	50 60
												201	H	Denver	58 83
												215	A	CSUN	41 65
												215	H	CSUN	68 70
												228	A	San Diego St.	58 59
												237	A	Montana	47 68
												238	A	UC Riverside	50 63
												246	H	Hawaii	69 57
												256	A	Santa Clara	73 69
												261	A	CSU Bakersfield	43 55
												300	A	Utah Valley	73 36
												312	H	UTSA	55 46
												319	H	Portland	66 61
												336	H	Long Beach St.	67 61
-----															
LAST 12 Division I GAMES:															
				54	A	UC Davis	53 67	128	H	UTEP	91 92				
				215	A	CSUN	41 65	300	A	Utah Valley	73 36				
				238	A	UC Riverside	50 63	312	H	UTSA	55 46				
				336	H	Long Beach St.	67 61	174	A	Idaho	60 80				
				215	H	CSUN	68 70	180	N	Oral Roberts	50 60				
				246	H	Hawaii	69 57	237	A	Montana	47 68				

Non-Div I Games: Antelope Valley 74 48

Cal i f o r n i a					Through Games Of Jan. 25, 2018						
Average RPI	Win:	143	WON-LOST	WINNING	LAST 10	STRENGTH OF	OPP. STRENGTH	TEAM	ADJ.	CONF.	ADJ CONF.
Average RPI	Loss:	12	RECORD	PCT. RANK	GAMES	SCHEDULE	OF SCHEDULE	RPI	RPI	RPI	RPI
DIV. I ONLY		14- 5	54	7- 3	20	24	18	18	4	4	
DIV. I NON-CONF.		9- 2	34	4- 0	19	70	14	14	3	3	
-----											
TOTALS		RPI 1-25		RPI 26-50	W-L RECORDS		RPI 51-100	RPI 101-999		RPI 201+	
14- 5		0- 4		2- 1	OVERALL		3- 0	9- 0		4- 0	
8- 2		0- 2		1- 0	HOME		2- 0	5- 0		2- 0	
6- 3		0- 2		1- 1	AWAY		1- 0	4- 0		2- 0	
0- 0		0- 0		0- 0	NEUTRAL		0- 0	0- 0		0- 0	
9- 2		0- 2		0- 0	NON-CONFERENCE		2- 0	7- 0		3- 0	
5- 1		0- 1		0- 0	HOME		1- 0	4- 0		2- 0	
4- 1		0- 1		0- 0	AWAY		1- 0	3- 0		1- 0	
0- 0		0- 0		0- 0	NEUTRAL		0- 0	0- 0		0- 0	
5- 3		0- 2		2- 1	CONFERENCE		1- 0	2- 0		1- 0	
3- 1		0- 1		1- 0	HOME		1- 0	1- 0		0- 0	
2- 2		0- 1		1- 1	AWAY		0- 0	1- 0		1- 0	
0- 0		0- 0		0- 0	NEUTRAL		0- 0	0- 0		0- 0	

RPI 1-25				Team's RPI: 18				RPI 26-50				RPI 51-100				RPI 101+			
RPI	S	Opponent	Score					RPI	S	Opponent	Score					RPI	S	Opponent	Score
1	A	UConn	47	82				31	A	Arizona St.	71	80				69	H	Washington St.	66 60
8	A	UCLA	52	60				48	A	Southern Cal i f o r n i a	62	59				71	H	Sai n t Mary' s (CA)	87 80
8	H	UCLA	46	82				48	H	Southern Cal i f o r n i a	76	64				92	A	Brown	89 79
12	H	Mi ssouri	52	55															
-----																			
LAST 12 Di v i s i o n I GAMES:																			
48	A	Southern Cal i f o r n i a	62	59				8	H	UCLA	46	82							
8	A	UCLA	52	60				8	H	Southern Cal i f o r n i a	76	64							
69	H	Washington St.	66	60				105	A	Kentucky	62	52							
134	H	Washington	69	60				111	H	BYU	70	45							
282	A	Ari zona	53	51				154	A	Paci f i c	92	85							
31	A	Ari zona St.	71	80				195	H	San Di ego	89	64							

Non-Di v I Games:

Cal i f o r n i a



C  
a  
m  
p  
b  
e  
l  
l

Campbell I					Through Games Of Jan. 25, 2018							
Average RPI	Win:	290	WON-LOST	WINNING	LAST 10	STRENGTH OF	OPP. STRENGTH	TEAM	ADJ.	CONF.	ADJ CONF.	
Average RPI	Loss:	176	RECORD	PCT. RANK	GAMES	SCHEDULE	OF SCHEDULE	RPI	RPI	RPI	RPI	
DIV. I ONLY		8- 8		173	4- 6	328	308	249	249	29	29	
DIV. I NON-CONF.		5- 4		146	2- 2	323	269	235	235	29	29	
-----												
TOTALS		RPI 1-25		RPI 26-50		W-L RECORDS		RPI 51-100		RPI 101-999		RPI 201+
8- 8		0- 0		0- 0		OVERALL		0- 1		8- 7		8- 3
3- 4		0- 0		0- 0		HOME		0- 1		3- 3		3- 1
5- 4		0- 0		0- 0		AWAY		0- 0		5- 2		5- 2
0- 0		0- 0		0- 0		NEUTRAL		0- 0		0- 0		0- 0
5- 4		0- 0		0- 0		NON-CONFERENCE		0- 1		5- 3		5- 1
2- 2		0- 0		0- 0		HOME		0- 1		2- 1		2- 0
3- 2		0- 0		0- 0		AWAY		0- 0		3- 2		3- 1
0- 0		0- 0		0- 0		NEUTRAL		0- 0		0- 0		0- 0
3- 4		0- 0		0- 0		CONFERENCE		0- 0		3- 4		3- 2
1- 2		0- 0		0- 0		HOME		0- 0		1- 2		1- 1
2- 2		0- 0		0- 0		AWAY		0- 0		2- 2		2- 1
0- 0		0- 0		0- 0		NEUTRAL		0- 0		0- 0		0- 0

RPI 1-25				RPI 26-50				RPI 51-100				RPI 101+ Team's RPI: 249					
RPI	S	Opponent	Score	RPI	S	Opponent	Score	RPI	S	Opponent	Score	RPI	S	Opponent	Score		
								72	H	Mercer	57	58	117	H	High Point	53	62
												123	A	Kansas	48	66	
												149	A	Liberty	42	60	
												198	H	Norfolk St.	27	53	
												210	A	Gardner-Webb	73	44	
												236	A	UNCG	72	61	
												243	A	Howard	61	63	
												245	H	UNC Asheville	52	60	
												254	A	Col. of Charleston	53	45	
												262	A	Presbyterian	59	65	
												305	H	USC Upstate	69	49	
												308	H	Western Caro.	58	51	
												332	H	Charleston So.	58	49	
												334	A	N. C. Central	58	51	
												344	A	Winthrop	72	48	
LAST 12 Division I GAMES:																	
210	A	Gardner-Webb	73	44	245	H	UNC Asheville	52	60	243	A	Howard	61	63			
149	A	Liberty	42	60	334	A	N. C. Central	58	51	198	H	Norfolk St.	27	53			
117	H	High Point	53	62	308	H	Western Caro.	58	51	72	H	Mercer	57	58			
262	A	Presbyterian	59	65													
332	H	Charleston So.	58	49													
344	A	Winthrop	72	48													

Non-Div I Games: Columbia Int'l 78 39 William Peace 94 42

Campbell

C  
a  
m  
p  
b  
e  
l  
l

Average RPI Win:	255	WON-LOST	WINNING	LAST 10	STRENGTH OF	OPP. STRENGTH	TEAM	ADJ.	CONF.	ADJ CONF.
Average RPI Loss:	205	RECORD	PCT. RANK	GAMES	SCHEDULE	OF SCHEDULE	RPI	RPI	RPI	RPI
DIV. I ONLY	6- 13	271	4- 6	321	293	299	299	27	27	
DIV. I NON-CONF.	2- 9	295	0- 4	213	275	296	296	26	26	
-----										
TOTALS	RPI 1-25	RPI 26-50	W-L RECORDS	RPI 51-100	RPI 101-999	RPI 201+				
6- 13	0- 1	0- 0	OVERALL	0- 0	6- 12	5- 8				
2- 6	0- 0	0- 0	HOME	0- 0	2- 6	2- 5				
4- 6	0- 0	0- 0	AWAY	0- 0	4- 1	3- 0				
0- 1	0- 0	0- 0	NEUTRAL	0- 0	0- 1	0- 0				
2- 9	0- 1	0- 0	NON-CONFERENCE	0- 0	2- 8	1- 4				
1- 4	0- 0	0- 0	HOME	0- 0	1- 4	1- 3				
1- 4	0- 1	0- 0	AWAY	0- 0	1- 3	0- 1				
0- 1	0- 0	0- 0	NEUTRAL	0- 0	0- 1	0- 0				
4- 4	0- 0	0- 0	CONFERENCE	0- 0	4- 4	4- 4				
1- 2	0- 0	0- 0	HOME	0- 0	1- 2	1- 2				
3- 2	0- 0	0- 0	AWAY	0- 0	3- 2	3- 2				
0- 0	0- 0	0- 0	NEUTRAL	0- 0	0- 0	0- 0				

RPI 1-25				RPI 26-50				RPI 51-100				RPI 101+ Team's RPI: 299			
RPI	S	Opponent	Score	RPI	S	Opponent	Score	RPI	S	Opponent	Score	RPI	S	Opponent	Score
22	A	Buffalo	47 73									115	A	Miami (OH)	47 72
												124	N	Middle Tenn.	45 55
												126	A	Bowling Green	71 57
												156	A	Bucknell	57 76
												157	H	Oakland	48 83
												203	H	Siena	65 57
												225	H	Morehead St.	52 76
												233	A	Manhattan	39 58
												233	H	Manhattan	56 59
												235	H	St. Bonaventure	71 69
												264	H	Cornell	59 67
												267	A	Rider	54 70
												273	H	Colgate	63 70
												277	H	Fairfield	52 56
												287	A	Monmouth	60 48
												318	A	UTRGV	46 63
												338	A	Saint Peter's	66 53
												342	A	Iona	53 49
-----															
LAST 12 Division I GAMES:															
287	A	Monmouth	60 48	342	A	Iona	53 49								
338	A	Saint Peter's	66 53	277	H	Fairfield	52 56								
203	H	Siena	65 57	124	N	Middle Tenn.	45 55								
233	H	Manhattan	56 59	318	A	UTRGV	46 63								
267	A	Rider	54 70	225	H	Morehead St.	52 76								
233	A	Manhattan	39 58	22	A	Buffalo	47 73								

Non-Div I Games:

Canisius

Loss, 
Non-Conf, 
S Site, 
H Home
A Away
N Neutral

Average RPI Win:	248	WON-LOST	WINNING	LAST 10	STRENGTH OF	OPP. STRENGTH	TEAM	ADJ.	CONF.	ADJ CONF.
Average RPI Loss:	72	RECORD	PCT. RANK	GAMES	SCHEDULE	OF SCHEDULE	RPI	RPI	RPI	RPI
DIV. I ONLY	10- 6	102	8- 2	136	197	96	96	26	26	
DIV. I NON-CONF.	3- 4	209	2- 1	9	45	50	50	25	25	
<hr/>										
TOTALS	RPI 1-25	RPI 26-50	W-L RECORDS	RPI 51-100	RPI 101-999	RPI 201+				
10- 6	0- 3	0- 0	OVERALL	0- 1	10- 2	8- 0				
5- 1	0- 0	0- 0	HOME	0- 0	5- 1	4- 0				
3- 5	0- 0	0- 0	AWAY	0- 0	3- 0	3- 0				
2- 0	0- 0	0- 0	NEUTRAL	0- 0	2- 0	1- 0				
3- 4	0- 3	0- 0	NON-CONFERENCE	0- 1	3- 0	2- 0				
1- 0	0- 0	0- 0	HOME	0- 0	1- 0	1- 0				
0- 4	0- 3	0- 0	AWAY	0- 1	0- 0	0- 0				
2- 0	0- 0	0- 0	NEUTRAL	0- 0	2- 0	1- 0				
7- 2	0- 0	0- 0	CONFERENCE	0- 0	7- 2	6- 0				
4- 1	0- 0	0- 0	HOME	0- 0	4- 1	3- 0				
3- 1	0- 0	0- 0	AWAY	0- 0	3- 1	3- 0				
0- 0	0- 0	0- 0	NEUTRAL	0- 0	0- 0	0- 0				

RPI 1-25				RPI 26-50				RPI 51-100				Team's RPI: 96				RPI 101+			
RPI	S	Opponent	Score	RPI	S	Opponent	Score	RPI	S	Opponent	Score	RPI	S	Opponent	Score	RPI	S	Opponent	Score
9	A	Tennessee	34 77													112	N	Clemson	53 47
10	A	Baylor	55 86													113	A	SFA	46 59
15	A	Texas A&M	61 72													138	H	Lamar University	51 39
																192	H	New Orleans	48 52
																220	H	Abilene Christian	63 45
																259	A	Nicholls St.	69 48
																266	A	A&M-Corpus Christi	58 50
																271	N	North Dakota St.	68 45
																276	H	Alcorn	75 52
																296	A	Incarnate Word	57 35
																311	H	Southeastern La.	63 47
																331	H	Sam Houston St.	69 44
LAST 12 Division I GAMES:																			
				113	A	SFA	46 59					331	H	Sam Houston St.	69 44				
				220	H	Abilene Christian	63 45					311	H	Southeastern La.	63 47				
				192	H	New Orleans	48 52					266	A	A&M-Corpus Christi	58 50				
				259	A	Nicholls St.	69 48					271	N	North Dakota St.	68 45				
				296	A	Incarnate Word	57 35					112	N	Clemson	53 47				
				138	H	Lamar University	51 39					90	A	South Ala.	43 64				

Non-Div I Games: Central Baptist 75 34 Williams Baptist 77 31 Crowley's Ridge 106 23 Hendrix 79 22 Central Ark.

Average RPI Win:	287	WON-LOST	WINNING	LAST 10	STRENGTH OF	OPP. STRENGTH	TEAM	ADJ.	CONF.	ADJ CONF.
Average RPI Loss:	175	RECORD	PCT. RANK	GAMES	SCHEDULE	OF SCHEDULE	RPI	RPI	RPI	RPI
DIV. I ONLY	2- 16	329	2- 8	143	303	314	314	28	28	
DIV. I NON-CONF.	0- 11	337	0- 5	21	234	269	269	28	28	
<hr/>										
TOTALS	RPI 1-25	RPI 26-50	W-L RECORDS	RPI 51-100	RPI 101-999	RPI 201+				
2- 16	0- 0	0- 2	OVERALL	0- 4	2- 10	2- 8				
2- 7	0- 0	0- 0	HOME	0- 2	2- 5	2- 4				
0- 9	0- 0	0- 2	AWAY	0- 2	0- 5	0- 4				
0- 0	0- 0	0- 0	NEUTRAL	0- 0	0- 0	0- 0				
0- 11	0- 0	0- 2	NON-CONFERENCE	0- 4	0- 5	0- 3				
0- 4	0- 0	0- 0	HOME	0- 2	0- 2	0- 1				
0- 7	0- 0	0- 2	AWAY	0- 2	0- 3	0- 2				
0- 0	0- 0	0- 0	NEUTRAL	0- 0	0- 0	0- 0				
2- 5	0- 0	0- 0	CONFERENCE	0- 0	2- 5	2- 5				
2- 3	0- 0	0- 0	HOME	0- 0	2- 3	2- 3				
0- 2	0- 0	0- 0	AWAY	0- 0	0- 2	0- 2				
0- 0	0- 0	0- 0	NEUTRAL	0- 0	0- 0	0- 0				

RPI 1-25				RPI 26-50				RPI 51-100				RPI 101+ Team's RPI: 314			
RPI	S	Opponent	Score	RPI	S	Opponent	Score	RPI	S	Opponent	Score	RPI	S	Opponent	Score
				32	A	Virginia	59 103	52	A	Duquesne	58 83	127	H	Yale	62 75
				34	A	West Virginia	52 102	70	H	Albany (NY)	60 72	135	A	Hartford	52 68
								79	A	Penn St.	66 83	234	A	Stony Brook	55 60
								92	H	Brown	55 78	250	H	LIU Brooklyn	54 61
												258	H	Sacred Heart	69 59
												263	H	Mt. St. Mary's	56 68
												272	H	St. Francis Brooklyn	70 78
												280	A	Bryant	50 66
												289	A	Fairleigh Dickinson	49 78
												291	H	Morgan St.	41 61
												294	A	Vermont	48 62
												316	H	Wagner	59 56
<hr/>															
LAST 12 Division I GAMES:															
				250	H	LIU Brooklyn	54 61	263	H	Mt. St. Mary's	56 68				
				272	H	St. Francis Brooklyn	70 78	294	A	Vermont	48 62				
				289	A	Fairleigh Dickinson	49 78	234	A	Stony Brook	55 60				
				258	H	Sacred Heart	69 59	127	H	Yale	62 75				
				280	A	Bryant	50 66	135	A	Hartford	52 68				
				316	H	Wagner	59 56	52	A	Duquesne	58 83				

Non-Div I Games:

Central Conn. St.

Average RPI Win:	154	WON-LOST	WINNING	LAST 10	STRENGTH OF	OPP. STRENGTH	TEAM	ADJ.	CONF.	ADJ CONF.
Average RPI Loss:	51	RECORD	PCT. RANK	GAMES	SCHEDULE	OF SCHEDULE	RPI	RPI	RPI	RPI

DIV. I ONLY	14- 3	23	8- 2	113	48	37	37	7	7
DIV. I NON-CONF.	7- 3	74	3- 2	178	48	82	82	8	8
-----									
TOTALS	RPI 1-25	RPI 26-50	W-L RECORDS	RPI 51-100	RPI 101-999	RPI 201+			
14- 3	0- 0	1- 1	OVERALL	1- 2	12- 0	4- 0			
5- 2	0- 0	0- 1	HOME	1- 1	4- 0	1- 0			
7- 1	0- 0	1- 0	AWAY	0- 1	6- 0	2- 0			
2- 0	0- 0	0- 0	NEUTRAL	0- 0	2- 0	1- 0			
7- 3	0- 0	0- 1	NON-CONFERENCE	0- 2	7- 0	3- 0			
2- 2	0- 0	0- 1	HOME	0- 1	2- 0	1- 0			
3- 1	0- 0	0- 0	AWAY	0- 1	3- 0	1- 0			
2- 0	0- 0	0- 0	NEUTRAL	0- 0	2- 0	1- 0			
7- 0	0- 0	1- 0	CONFERENCE	1- 0	5- 0	1- 0			
3- 0	0- 0	0- 0	HOME	1- 0	2- 0	0- 0			
4- 0	0- 0	1- 0	AWAY	0- 0	3- 0	1- 0			
0- 0	0- 0	0- 0	NEUTRAL	0- 0	0- 0	0- 0			

RPI 1-25	RPI 26-50	Team's RPI: 37	RPI 51-100	RPI 101+
RPI S Opponent Score	RPI S Opponent Score		RPI S Opponent Score	RPI S Opponent Score
33 A Ball St. 69 65	33 A Ball St. 69 65		52 A Duquesne 61 64	108 H Kent St. 88 84
46 H Purdue 69 79	46 H Purdue 69 79		55 H Qui nni pi ac 70 84	115 A Mi ami (OH) 84 66
			76 H Ohi o 82 58	126 H Bowling Green 90 54
				129 N Iowa St. 81 60
				130 H Vanderbi lt 92 75
				144 A Northern Ill. 81 78
				152 A SIUE 94 56
				157 A Oakl and 103 85
				224 A Akron 95 86
				228 N San Diego St. 85 76
				254 H Col. of Charleston 79 58
				281 A Indi ana St. 77 67
LAST 12 Di vi si on I GAMES:				
224 A Akron 95 86	33 A Ball St. 69 65		52 A Duquesne 61 64	
144 A Northern Ill. 81 78	55 H Qui nni pi ac 70 84		281 A Indi ana St. 77 67	
108 H Kent St. 88 84	152 A SIUE 94 56		157 A Oakl and 103 85	
126 H Bowling Green 90 54				
115 A Mi ami (OH) 84 66				
76 H Ohi o 82 58				

Non-Di v I Games: Aquinas 96 47

Central Mich.

Average RPI Win:	321	WON-LOST	WINNING	LAST 10	STRENGTH OF	OPP. STRENGTH	TEAM	ADJ.	CONF.	ADJ CONF.
Average RPI Loss:	201	RECORD	PCT. RANK	GAMES	SCHEDULE	OF SCHEDULE	RPI	RPI	RPI	RPI
DIV. I ONLY	4- 11	289	3- 6	332	326	332	332	29	29	
DIV. I NON-CONF.	2- 6	280	1- 3	329	242	333	333	29	29	
-----										
TOTALS	RPI 1-25	RPI 26-50	W-L RECORDS	RPI 51-100	RPI 101-999	RPI 201+				
4- 11	0- 0	0- 0	OVERALL	0- 1	4- 10	4- 7				
3- 4	0- 0	0- 0	HOME	0- 0	3- 4	3- 4				
1- 6	0- 0	0- 0	AWAY	0- 0	1- 2	1- 2				
0- 1	0- 0	0- 0	NEUTRAL	0- 0	0- 1	0- 0				
2- 6	0- 0	0- 0	NON-CONFERENCE	0- 1	2- 5	2- 3				
1- 2	0- 0	0- 0	HOME	0- 0	1- 2	1- 2				
1- 3	0- 0	0- 0	AWAY	0- 1	1- 2	1- 1				
0- 1	0- 0	0- 0	NEUTRAL	0- 0	0- 1	0- 0				
2- 5	0- 0	0- 0	CONFERENCE	0- 0	2- 5	2- 4				
2- 2	0- 0	0- 0	HOME	0- 0	2- 2	2- 2				
0- 3	0- 0	0- 0	AWAY	0- 0	0- 3	0- 2				
0- 0	0- 0	0- 0	NEUTRAL	0- 0	0- 0	0- 0				

RPI 1-25				RPI 26-50				RPI 51-100				RPI 101+				Team's RPI: 332
RPI	S	Opponent	Score	RPI	S	Opponent	Score	RPI	S	Opponent	Score	RPI	S	Opponent	Score	
								62	A	Georgi a Tech	51 78	112	A	Cl emson	30 66	
												135	N	Hartford	43 62	
												149	A	Li berty	53 63	
												204	H	Radford	56 61	
												210	A	Gardner-Webb	52 68	
												245	H	UNC Asheville	61 78	
												249	A	Campbel l	49 58	
												252	H	Lipscomb	54 58	
												274	A	FIU	70 77	
												288	A	Wofford	68 45	
												304	H	Coppin St.	72 58	
												324	H	South Carolina St.	58 60	
												344	H	Winthrop	81 45	
												348	H	Longwood	73 57	
-----																
LAST 12 Division I GAMES:																
				245	H	UNC Asheville	61 78	348	H	Longwood	73 57					
				210	A	Gardner-Webb	52 68	288	A	Wofford	68 45					
				344	H	Winthrop	81 45	62	A	Georgi a Tech	51 78					
				204	H	Radford	56 61	324	H	South Carolina St.	58 60					
				249	A	Campbel l	49 58	112	A	Cl emson	30 66					
				149	A	Li berty	53 63	274	A	FIU	70 77					

Non-Div I Games: Erskine 79 43 Southern Wesleyan 94 56

Charleston So.

Average RPI Win:	223	WON-LOST	WINNING	LAST 10	STRENGTH OF	OPP. STRENGTH	TEAM	ADJ.	CONF.	ADJ CONF.
Average RPI Loss:	116	RECORD	PCT. RANK	GAMES	SCHEDULE	OF SCHEDULE	RPI	RPI	RPI	RPI
DIV. I ONLY	7- 12	247	4- 6	64	183	168	168	18	18	
DIV. I NON-CONF.	4- 9	249	2- 4	73	113	206	206	19	19	
-----										
TOTALS	RPI 1-25	RPI 26-50	W-L RECORDS	RPI 51-100	RPI 101-999	RPI 201+				
7- 12	0- 2	0- 1	OVERALL	1- 2	6- 7	4- 2				
4- 3	0- 1	0- 0	HOME	1- 1	3- 1	2- 0				
3- 7	0- 0	0- 0	AWAY	0- 1	3- 6	2- 2				
0- 2	0- 1	0- 1	NEUTRAL	0- 0	0- 0	0- 0				
4- 9	0- 2	0- 1	NON-CONFERENCE	1- 2	3- 4	3- 1				
3- 2	0- 1	0- 0	HOME	1- 1	2- 0	2- 0				
1- 5	0- 0	0- 0	AWAY	0- 1	1- 4	1- 1				
0- 2	0- 1	0- 1	NEUTRAL	0- 0	0- 0	0- 0				
3- 3	0- 0	0- 0	CONFERENCE	0- 0	3- 3	1- 1				
1- 1	0- 0	0- 0	HOME	0- 0	1- 1	0- 0				
2- 2	0- 0	0- 0	AWAY	0- 0	2- 2	1- 1				
0- 0	0- 0	0- 0	NEUTRAL	0- 0	0- 0	0- 0				

RPI 1-25				RPI 26-50				RPI 51-100				RPI 101+ Team's RPI: 168			
RPI	S	Opponent	Score	RPI	S	Opponent	Score	RPI	S	Opponent	Score	RPI	S	Opponent	Score
14	H	Rutgers	54 77	35	N	South Dakota St.	70 71	52	H	Duquesne	75 72	106	A	Wake Forest	69 71
25	N	Iowa	64 77					72	H	Mercer	74 90	122	H	Rice	55 62
								82	A	Arkansas	72 73	128	A	UTEP	58 67
												146	A	Davi dson	66 68
												158	A	Southern Mi ss.	85 79
												158	H	Southern Mi ss.	66 56
												191	A	Wi sconsi n	66 80
												221	A	North Texas	68 73
												244	A	East Carolina	55 58
												245	A	UNC Asheville	51 47
												304	H	Coppin St.	78 49
												322	A	Old Domini on	63 60
												324	H	South Carolina St.	64 49
-----															
LAST 12 Division I GAMES:															
158	A	Southern Mi ss.	85 79	72	H	Mercer	74 90	324	H	South Carolina St.	64 49	146	A	Davi dson	66 68
122	H	Rice	55 62									106	A	Wake Forest	69 71
221	A	North Texas	68 73									82	A	Arkansas	72 73
128	A	UTEP	58 67									304	H	Coppin St.	78 49
322	A	Old Domini on	63 60												
158	H	Southern Mi ss.	66 56												

Non-Div I Games:

Charlotte

Average RPI Win:	186	WON-LOST	WINNING	LAST 10	STRENGTH OF	OPP. STRENGTH	TEAM	ADJ.	CONF.	ADJ CONF.
Average RPI Loss:	92	RECORD	PCT. RANK	GAMES	SCHEDULE	OF SCHEDULE	RPI	RPI	RPI	RPI
DIV. I ONLY	13- 7	89	7- 3	137	92	94	94	17	17	
DIV. I NON-CONF.	9- 5	99	4- 2	69	49	62	62	17	17	
-----										
TOTALS	RPI 1-25	RPI 26-50	W-L RECORDS	RPI 51-100	RPI 101-999	RPI 201+				
13- 7	0- 1	1- 1	OVERALL	1- 2	11- 3	5- 0				
7- 2	0- 0	1- 0	HOME	0- 2	6- 0	4- 0				
3- 4	0- 1	0- 0	AWAY	1- 0	2- 3	1- 0				
3- 1	0- 0	0- 1	NEUTRAL	0- 0	3- 0	0- 0				
9- 5	0- 1	1- 1	NON-CONFERENCE	1- 2	7- 1	2- 0				
4- 2	0- 0	1- 0	HOME	0- 2	3- 0	2- 0				
2- 2	0- 1	0- 0	AWAY	1- 0	1- 1	0- 0				
3- 1	0- 0	0- 1	NEUTRAL	0- 0	3- 0	0- 0				
4- 2	0- 0	0- 0	CONFERENCE	0- 0	4- 2	3- 0				
3- 0	0- 0	0- 0	HOME	0- 0	3- 0	2- 0				
1- 2	0- 0	0- 0	AWAY	0- 0	1- 2	1- 0				
0- 0	0- 0	0- 0	NEUTRAL	0- 0	0- 0	0- 0				

RPI 1-25				RPI 26-50				RPI 51-100 Team's RPI: 94				RPI 101+			
RPI	S	Opponent	Score	RPI	S	Opponent	Score	RPI	S	Opponent	Score	RPI	S	Opponent	Score
13	A	Green Bay	30 60	39	H	FGCU	68 61	51	H	UCF	57 58	109	N	Auburn	50 41
				41	N	Princeton	49 59	60	H	Virginia Tech	44 64	132	A	ETSU	58 65
								73	A	Indiana	64 61	148	N	Georgetown	54 41
												165	A	Furman	57 58
												178	A	Florida	65 60
												179	A	Stetson	67 78
												181	N	Northwestern	61 44
												182	H	Samford	68 58
												187	H	Hampton	64 52
												226	H	UT Martin	87 82
												236	H	UNCG	49 42
												262	H	Presbyteria n	71 51
												288	A	Wofford	54 47
												308	H	Western Caro.	47 32
-----															
LAST 12 Division I GAMES:															
182	H	Samford	68 58	187	H	Hampton	64 52								
165	A	Furman	57 58	41	N	Princeton	49 59								
288	A	Wofford	54 47	178	A	Florida	65 60								
132	A	ETSU	58 65	39	H	FGCU	68 61								
308	H	Western Caro.	47 32	60	H	Virginia Tech	44 64								
236	H	UNCG	49 42	226	H	UT Martin	87 82								

Non-Div I Games:

Chattanooga



Average RPI Win:	0	WON-LOST	WINNING	LAST 10	STRENGTH OF	OPP. STRENGTH	TEAM	ADJ.	CONF.	ADJ CONF.
Average RPI Loss:	191	RECORD	PCT. RANK	GAMES	SCHEDULE	OF SCHEDULE	RPI	RPI	RPI	RPI
DIV. I ONLY	0- 20	346	0- 10	204	312	341	341	30	30	
DIV. I NON-CONF.	0- 15	337	0- 7	175	273	337	337	30	30	
-----										
TOTALS	RPI 1-25	RPI 26-50	W-L RECORDS	RPI 51-100	RPI 101-999	RPI 201+				
0- 20	0- 0	0- 0	OVERALL	0- 2	0- 18	0- 9				
0- 9	0- 0	0- 0	HOME	0- 1	0- 8	0- 5				
0- 10	0- 0	0- 0	AWAY	0- 1	0- 9	0- 4				
0- 1	0- 0	0- 0	NEUTRAL	0- 0	0- 1	0- 0				
0- 15	0- 0	0- 0	NON-CONFERENCE	0- 2	0- 13	0- 4				
0- 7	0- 0	0- 0	HOME	0- 1	0- 6	0- 3				
0- 7	0- 0	0- 0	AWAY	0- 1	0- 6	0- 1				
0- 1	0- 0	0- 0	NEUTRAL	0- 0	0- 1	0- 0				
0- 5	0- 0	0- 0	CONFERENCE	0- 0	0- 5	0- 5				
0- 2	0- 0	0- 0	HOME	0- 0	0- 2	0- 2				
0- 3	0- 0	0- 0	AWAY	0- 0	0- 3	0- 3				
0- 0	0- 0	0- 0	NEUTRAL	0- 0	0- 0	0- 0				

RPI 1-25				RPI 26-50				RPI 51-100				RPI 101+ Team's RPI: 341					
RPI	S	Opponent	Score	RPI	S	Opponent	Score	RPI	S	Opponent	Score	RPI	S	Opponent	Score		
								74	A	Kansas St.	51	99	102	A	Wright St.	39	84
								95	H	Milwaukee	59	84	110	A	Western Ill.	54	71
													110	H	Western Ill.	45	83
													144	H	Northern Ill.	59	80
													147	A	Pittsburgh	49	87
													151	A	Wichita St.	63	66
													164	A	Illinois	56	66
													180	N	Oral Roberts	43	73
													181	H	Northwestern	36	63
													209	H	Seattle U	56	63
													225	H	Morehead St.	40	79
													247	A	New Mexico St.	59	74
													261	A	CSU Bakersfield	49	63
													265	A	Valparaiso	60	71
													275	A	Grand Canyon	36	64
													290	H	Loyola Chicago	28	46
													293	H	Jackson St.	69	87
													300	H	Utah Valley	30	68
-----																	
LAST 12 Division I GAMES:																	
261	A	CSU Bakersfield	49	63	95	H	Milwaukee	59	84								
275	A	Grand Canyon	36	64	74	A	Kansas St.	51	99								
300	H	Utah Valley	30	68	180	N	Oral Roberts	43	73								
209	H	Seattle U	56	63	151	A	Wichita St.	63	66								
247	A	New Mexico St.	59	74	265	A	Valparaiso	60	71								
147	A	Pittsburgh	49	87	102	A	Wright St.	39	84								

Non-Div I Games:

Chicago St.

Cincinnati

Average RPI Win: 204

Average RPI Loss: 110

WON-LOST RECORD

WINNING PCT. RANK

LAST 10 GAMES

STRENGTH OF SCHEDULE

OPP. STRENGTH OF SCHEDULE

TEAM RPI

ADJ. RPI

CONF. RPI

ADJ CONF. RPI

DIV. I ONLY

DIV. I NON-CONF.

12- 7

7- 5

98

132

7- 3

3- 2

216

264

84

103

139

219

139

219

8

7

8

7

TOTALS

RPI 1-25

RPI 26-50

W-L RECORDS

RPI 51-100

RPI 101-999

RPI 201+

12- 7

0- 1

1- 1

OVERALL

0- 0

11- 5

6- 0

8- 4

0- 1

0- 1

HOME

0- 0

8- 2

3- 0

4- 3

0- 0

1- 0

AWAY

0- 0

3- 3

3- 0

0- 0

0- 0

0- 0

NEUTRAL

0- 0

0- 0

0- 0

7- 5

0- 1

0- 0

NON-CONFERENCE

0- 0

7- 4

4- 0

6- 3

0- 1

0- 0

HOME

0- 0

6- 2

3- 0

1- 2

0- 0

0- 0

AWAY

0- 0

1- 2

1- 0

0- 0

0- 0

0- 0

NEUTRAL

0- 0

0- 0

0- 0

5- 2

0- 0

1- 1

CONFERENCE

0- 0

4- 1

2- 0

2- 1

0- 0

0- 1

HOME

0- 0

2- 0

0- 0

3- 1

0- 0

1- 0

AWAY

0- 0

2- 1

2- 0

0- 0

0- 0

0- 0

NEUTRAL

0- 0

0- 0

0- 0

RPI 1-25

RPI 26-50

RPI 51-100

RPI 101+

Team's RPI: 139

RPI

S

Opponent

Score

7

H

Ohio St.

76 87

RPI

S

Opponent

Score

29

H

South Fla.

46 69

45

A

Houston

88 82

RPI

S

Opponent

Score

115

H

Miami (OH)

73 62

126

H

Bowling Green

75 51

132

A

ETSU

77 87

143

H

Saint Francis (PA)

73 77

147

H

Pittsburgh

46 66

153

A

Tulsa

51 64

160

A

Xavier

50 53

163

H

Memphis

64 53

174

H

Temple

80 72

197

H

Southeast Mo. St.

65 52

219

A

SMU

58 40

243

H

Howard

87 53

244

A

East Carolina

66 54

286

H

Eastern Ky.

64 53

311

H

Southeastern La.

82 43

322

A

Old Dominion

54 33

LAST 12 Division I GAMES:

219

A

SMU

58 40

163

H

Memphis

64 53

174

H

Temple

80 72

45

A

Houston

88 82

153

A

Tulsa

51 64

29

H

South Fla.

46 69

244

A

East Carolina

66 54

126

H

Bowling Green

75 51

7

H

Ohio St.

76 87

243

H

Howard

87 53

160

A

Xavier

50 53

322

A

Old Dominion

54 33

Non-Div I Games:

Slippery Rock

85 52

Cincinnati

Loss, Non-Conf, S Site, H Home A Away N Neutral

Page 50

C  
l  
e  
m  
s  
o  
n

Clemson				Through Games Of Jan. 25, 2018							
Average RPI Win: 241		WON-LOST RECORD	WINNING PCT. RANK	LAST 10 GAMES	STRENGTH OF SCHEDULE	OPP. STRENGTH OF SCHEDULE	TEAM RPI	ADJ. RPI	CONF. RPI	ADJ CONF. RPI	
Average RPI Loss: 42											
DIV. I ONLY		11- 10	170	2- 8	82	70	112	112	1	1	
DIV. I NON-CONF.		10- 3	51	3- 1	236	253	110	110	1	1	
<hr/>											
TOTALS		RPI 1-25	RPI 26-50	W-L RECORDS		RPI 51-100	RPI 101-999	RPI 201+			
11- 10		0- 4	0- 2	OVERALL		1- 4	10- 0	7- 0			
7- 3		0- 2	0- 0	HOME		0- 1	7- 0	5- 0			
3- 5		0- 1	0- 2	AWAY		1- 2	2- 0	1- 0			
1- 2		0- 1	0- 0	NEUTRAL		0- 1	1- 0	1- 0			
10- 3		0- 2	0- 0	NON-CONFERENCE		1- 1	9- 0	7- 0			
6- 1		0- 1	0- 0	HOME		0- 0	6- 0	5- 0			
3- 0		0- 0	0- 0	AWAY		1- 0	2- 0	1- 0			
1- 2		0- 1	0- 0	NEUTRAL		0- 1	1- 0	1- 0			
1- 7		0- 2	0- 2	CONFERENCE		0- 3	1- 0	0- 0			
1- 2		0- 1	0- 0	HOME		0- 1	1- 0	0- 0			
0- 5		0- 1	0- 2	AWAY		0- 2	0- 0	0- 0			
0- 0		0- 0	0- 0	NEUTRAL		0- 0	0- 0	0- 0			

RPI 1-25				RPI 26-50				RPI 51-100				RPI 101+ Team's RPI: 112			
RPI	S	Opponent	Score	RPI	S	Opponent	Score	RPI	S	Opponent	Score	RPI	S	Opponent	Score
2	A	Notre Dame	37 90	26	A	Syracuse	51 86	56	A	Nebraska	67 66	171	H	Jacksonville St.	53 45
4	H	Florida St.	47 69	32	A	Virginia	41 70	62	A	Georgia Tech	33 66	183	H	Boston College	65 61
21	H	South Carolina	36 66					67	H	Miami (FL)	60 72	196	A	Louisiana Tech	55 47
22	N	Buffalo	41 61					86	A	North Carolina	52 59	253	H	Kennesaw St.	41 28
								96	N	Central Ark.	47 53	274	A	FIU	67 65
												284	N	Detroit Mercy	72 44
												287	H	Monmouth	57 54
												295	H	Prairie View	64 58
												324	H	South Carolina St.	56 48
												332	H	Charleston So.	66 30
-----															
LAST 12 Division I GAMES:															
26	A	Syracuse	51 86	4	H	Florida St.	47 69	62	A	Georgia Tech	33 66	274	A	FIU	67 65
2	A	Notre Dame	37 90					96	N	Central Ark.	47 53				
183	H	Boston College	65 61					171	H	Jacksonville St.	53 45				
67	H	Miami (FL)	60 72					295	H	Prairie View	64 58				
86	A	North Carolina	52 59												
32	A	Virginia	41 70												

Non-Div I Games:

Clemson

C  
l  
e  
m  
s  
o  
n

Average RPI	Win:	223	WON-LOST	WINNING	LAST 10	STRENGTH OF	OPP. STRENGTH	TEAM	ADJ.	CONF.	ADJ CONF.
Average RPI	Loss:	93	RECORD	PCT. RANK	GAMES	SCHEDULE	OF SCHEDULE	RPI	RPI	RPI	RPI
DIV. I ONLY		13- 7		89	6- 4	166	181	119	119	11	11
DIV. I NON-CONF.		8- 3		65	2- 1	196	202	93	93	12	12
<hr/>											
TOTALS	RPI 1-25		RPI 26-50		W-L RECORDS	RPI 51-100		RPI 101-999		RPI 201+	
13- 7	0- 1		0- 1		OVERALL	1- 3		12- 2		9- 1	
8- 3	0- 0		0- 1		HOME	1- 1		7- 1		5- 1	
4- 3	0- 1		0- 0		AWAY	0- 2		4- 0		4- 0	
1- 1	0- 0		0- 0		NEUTRAL	0- 0		1- 1		0- 0	
8- 3	0- 0		0- 1		NON-CONFERENCE	1- 1		7- 1		6- 0	
4- 1	0- 0		0- 1		HOME	1- 0		3- 0		3- 0	
3- 1	0- 0		0- 0		AWAY	0- 1		3- 0		3- 0	
1- 1	0- 0		0- 0		NEUTRAL	0- 0		1- 1		0- 0	
5- 4	0- 1		0- 0		CONFERENCE	0- 2		5- 1		3- 1	
4- 2	0- 0		0- 0		HOME	0- 1		4- 1		2- 1	
1- 2	0- 1		0- 0		AWAY	0- 1		1- 0		1- 0	
0- 0	0- 0		0- 0		NEUTRAL	0- 0		0- 0		0- 0	

RPI	S	Opponent	Score	RPI	S	Opponent	Score	RPI	S	Opponent	Score	RPI	S	Opponent	Score	Team's RPI: 119
13	A	Green Bay	43 69	33	H	Ball St.	64 76	66	A	Toledo	56 65	102	H	Wright St.	71 70	
								76	H	Ohio	71 64	118	N	Saint Louis	64 80	
								85	H	IUPUI	64 77	133	N	Louisiana	54 45	
								95	A	Milwaukee	72 79	157	H	Oakland	70 62	
												206	A	Niagara	70 61	
												214	H	Eastern Mich.	77 65	
												216	A	Bradley	67 65	
												241	H	Youngstown St.	52 66	
												251	A	Illinois St.	56 47	
												269	A	Northern Ky.	70 65	
												284	H	Detroit Mercy	75 50	
												326	H	Marshall	85 76	
												327	H	Ill.-Chicago	70 67	
												337	H	Eastern Ill.	77 69	
<hr/>																
LAST 12 Division I GAMES:																
102	H	Wright St.	71 70	85	H	IUPUI	64 77									
241	H	Youngstown St.	52 66	284	H	Detroit Mercy	75 50									
269	A	Northern Ky.	70 65	157	H	Oakland	70 62									
13	A	Green Bay	43 69	216	A	Bradley	67 65									
95	A	Milwaukee	72 79	251	A	Illinois St.	56 47									
327	H	Ill.-Chicago	70 67	66	A	Toledo	56 65									

Non-Div I Games:

Cleveland and St.

Average RPI Win:	270	WON-LOST	WINNING	LAST 10	STRENGTH OF	OPP. STRENGTH	TEAM	ADJ.	CONF.	ADJ CONF.
Average RPI Loss:	171	RECORD	PCT. RANK	GAMES	SCHEDULE	OF SCHEDULE	RPI	RPI	RPI	RPI
DIV. I ONLY	9- 9	173	6- 4	317	236	279	279	23	23	
DIV. I NON-CONF.	4- 5	202	2- 1	328	222	318	318	24	24	
-----										
TOTALS	RPI 1-25	RPI 26-50	W-L RECORDS	RPI 51-100	RPI 101-999	RPI 201+				
9- 9	0- 0	0- 1	OVERALL	0- 2	9- 6	7- 4				
8- 3	0- 0	0- 0	HOME	0- 0	8- 3	6- 2				
1- 3	0- 0	0- 0	AWAY	0- 1	1- 2	1- 1				
0- 3	0- 0	0- 1	NEUTRAL	0- 1	0- 1	0- 1				
4- 5	0- 0	0- 1	NON-CONFERENCE	0- 1	4- 3	4- 3				
4- 2	0- 0	0- 0	HOME	0- 0	4- 2	4- 2				
0- 0	0- 0	0- 0	AWAY	0- 0	0- 0	0- 0				
0- 3	0- 0	0- 1	NEUTRAL	0- 1	0- 1	0- 1				
5- 4	0- 0	0- 0	CONFERENCE	0- 1	5- 3	3- 1				
4- 1	0- 0	0- 0	HOME	0- 0	4- 1	2- 0				
1- 3	0- 0	0- 0	AWAY	0- 1	1- 2	1- 1				
0- 0	0- 0	0- 0	NEUTRAL	0- 0	0- 0	0- 0				

RPI 1-25				RPI 26-50				RPI 51-100				RPI 101+				Team's RPI: 279
RPI	S	Opponent	Score	RPI	S	Opponent	Score	RPI	S	Opponent	Score	RPI	S	Opponent	Score	
				26	N	Syracuse	57 69	56	N	Nebraska	47 55	133	A	Louisiana	55 59	
								90	A	South Ala.	62 68	166	H	Texas St.	65 64	
												173	H	UT Arlington	89 76	
												194	H	Arkansas St.	63 70	
												221	N	North Texas	34 50	
												236	H	UNCG	54 60	
												240	A	Troy	97 92	
												254	H	Col. of Charleston	70 72	
												278	H	UNCW	57 41	
												288	H	Wofford	67 51	
												306	H	Fort Wayne	67 58	
												313	H	Georgia St.	64 49	
												330	H	Ga. Southern	54 51	
												333	A	La. -Monroe	56 62	
												334	H	N.C. Central	68 65	
-----																
LAST 12 Division I GAMES:																
				194	H	Arkansas St.	63 70	333	A	La. -Monroe	56 62					
				240	A	Troy	97 92	166	H	Texas St.	65 64					
				90	A	South Ala.	62 68	173	H	UT Arlington	89 76					
				313	H	Georgia St.	64 49	288	H	Wofford	67 51					
				330	H	Ga. Southern	54 51	26	N	Syracuse	57 69					
				133	A	Louisiana	55 59	334	H	N.C. Central	68 65					

Non-Div I Games: Lees-McRae 73 47 Allen 93 49

Coastal Caro.

Average RPI Win:	266	WON-LOST	WINNING	LAST 10	STRENGTH OF	OPP. STRENGTH	TEAM	ADJ.	CONF.	ADJ CONF.
Average RPI Loss:	152	RECORD	PCT. RANK	GAMES	SCHEDULE	OF SCHEDULE	RPI	RPI	RPI	RPI
DIV. I ONLY	5- 14	291	2- 8	147	264	254	254	10	10	
DIV. I NON-CONF.	4- 7	226	2- 2	170	238	227	227	13	13	
-----										
TOTALS	RPI 1-25	RPI 26-50	W-L RECORDS	RPI 51-100	RPI 101-999	RPI 201+				
5- 14	0- 1	0- 2	OVERALL	0- 2	5- 9	5- 5				
2- 8	0- 0	0- 0	HOME	0- 2	2- 6	2- 4				
3- 6	0- 1	0- 2	AWAY	0- 0	3- 3	3- 1				
0- 0	0- 0	0- 0	NEUTRAL	0- 0	0- 0	0- 0				
4- 7	0- 1	0- 2	NON-CONFERENCE	0- 0	4- 4	4- 2				
2- 3	0- 0	0- 0	HOME	0- 0	2- 3	2- 2				
2- 4	0- 1	0- 2	AWAY	0- 0	2- 1	2- 0				
0- 0	0- 0	0- 0	NEUTRAL	0- 0	0- 0	0- 0				
1- 7	0- 0	0- 0	CONFERENCE	0- 2	1- 5	1- 3				
0- 5	0- 0	0- 0	HOME	0- 2	0- 3	0- 2				
1- 2	0- 0	0- 0	AWAY	0- 0	1- 2	1- 1				
0- 0	0- 0	0- 0	NEUTRAL	0- 0	0- 0	0- 0				

RPI 1-25				RPI 26-50				RPI 51-100				RPI 101+ Team's RPI: 254			
RPI	S	Opponent	Score	RPI	S	Opponent	Score	RPI	S	Opponent	Score	RPI	S	Opponent	Score
21	A	South Carolina	43 69	37	A	Central Mich.	58 79	87	H	James Madison	45 67	106	H	Wake Forest	40 77
				40	A	Michigan St.	43 107	98	H	Delaware	59 68	145	H	William & Mary	54 68
												165	A	Furman	58 72
												193	A	Northeastern	37 59
												217	A	Hofstra	60 65
												217	H	Hofstra	60 75
												242	A	North Florida	73 69
												249	H	Campbell	45 53
												252	H	Lipscomb	85 69
												270	A	Towson	80 67
												270	H	Towson	58 83
												279	A	Coastal Caro.	72 70
												283	H	Appalachian St.	70 76
												288	H	Wofford	59 51
-----															
LAST 12 Division I GAMES:															
270	H	Towson	58 83	270	A	Towson	80 67	145	H	William & Mary	54 68	106	H	Wake Forest	40 77
87	H	James Madison	45 67	98	H	Delaware	59 68	288	H	Wofford	59 51	242	A	North Florida	73 69
217	A	Hofstra	60 65	217	H	Hofstra	60 75	21	A	South Carolina	43 69				
193	A	Northeastern	37 59												

Non-Div I Games:

Col. of Charleston

C  
o  
l  
g  
a  
t  
e

Colgate				Through Games Of Jan. 25, 2018								
Average RPI	Win:	296	WON-LOST	WINNING	LAST 10	STRENGTH OF	OPP. STRENGTH	TEAM	ADJ.	CONF.	ADJ CONF.	
Average RPI	Loss:	156	RECORD	PCT. RANK	GAMES	SCHEDULE	OF SCHEDULE	RPI	RPI	RPI	RPI	
DIV. I ONLY		4- 16		305	0- 10	158	287	273	273	15	15	
DIV. I NON-CONF.		4- 7		226	0- 3	192	332	230	230	18	18	
-----												
TOTALS		RPI 1-25		RPI 26-50		W-L RECORDS		RPI 51-100		RPI 101-999		RPI 201+
4- 16		0- 0		0- 2		OVERALL		0- 3		4- 11		4- 6
1- 8		0- 0		0- 0		HOME		0- 2		1- 6		1- 3
3- 8		0- 0		0- 2		AWAY		0- 1		3- 5		3- 3
0- 0		0- 0		0- 0		NEUTRAL		0- 0		0- 0		0- 0
4- 7		0- 0		0- 2		NON-CONFERENCE		0- 1		4- 4		4- 3
1- 3		0- 0		0- 0		HOME		0- 1		1- 2		1- 2
3- 4		0- 0		0- 2		AWAY		0- 0		3- 2		3- 1
0- 0		0- 0		0- 0		NEUTRAL		0- 0		0- 0		0- 0
0- 9		0- 0		0- 0		CONFERENCE		0- 2		0- 7		0- 3
0- 5		0- 0		0- 0		HOME		0- 1		0- 4		0- 1
0- 4		0- 0		0- 0		AWAY		0- 1		0- 3		0- 2
0- 0		0- 0		0- 0		NEUTRAL		0- 0		0- 0		0- 0

RPI 1-25				RPI 26-50				RPI 51-100				RPI 101+ Team's RPI: 273			
RPI	S	Opponent	Score	RPI	S	Opponent	Score	RPI	S	Opponent	Score	RPI	S	Opponent	Score
				26	A	Syracuse	39 79	58	H	American	55 77	127	A	Yale	56 82
				31	A	Arizona St.	54 65	89	A	Navy	54 70	156	A	Bucknell	57 77
								92	H	Brown	73 83	177	H	Lehigh	51 59
												185	H	Boston U.	49 62
												189	H	Army West Point	54 62
												203	H	Siena	70 73
												206	H	Niagara	44 81
												222	A	Lafayette	48 63
												223	H	Holy Cross	64 71
												227	A	Loyola Maryland	55 70
												264	A	Cornell	74 70
												270	A	Towson	65 61
												289	A	Fairleigh Dickinson	51 61
												299	A	Canisius	70 63
												349	H	UMass Lowell	84 64
-----															
LAST 12 Division I GAMES:															
				189	H	Army West Point	54 62	222	A	Lafayette	48 63				
				227	A	Loyola Maryland	55 70	58	H	American	55 77				
				177	H	Lehigh	51 59	223	H	Holy Cross	64 71				
				156	A	Bucknell	57 77	206	H	Niagara	44 81				
				185	H	Boston U.	49 62	92	H	Brown	73 83				
				89	A	Navy	54 70	26	A	Syracuse	39 79				

Non-Div I Games:

Colgate

C  
o  
l  
g  
a  
t  
e

RPI 1-25				RPI 26-50				RPI 51-100				RPI 101+				Team's RPI: 136	
RPI	S	Opponent	Score	RPI	S	Opponent	Score	RPI	S	Opponent	Score	RPI	S	Opponent	Score		
8	H	UCLA	55 93	31	A	Arizona St.	59 73	67	H	Miami (FL)	67 61	103	H	Dartmouth	75 81		
				31	H	Arizona St.	47 72	69	A	Washington St.	75 89	134	A	Washington	66 61		
				48	H	Southern California	51 86	86	A	North Carolina	80 87	170	A	Colorado St.	70 67		
								97	H	George Mason	76 61	182	A	Samford	71 60		
												198	H	Florida Atlantic	76 69		
												271	H	North Dakota St.	108 59		
												282	A	Arizona	63 72		
												282	H	Arizona	79 60		
												315	A	Air Force	68 43		
												347	H	Mississippi Valley	85 48		
LAST 12 Division I GAMES:																	
				31	A	Arizona St.	59 73	282	H	Arizona	79 60						
				282	A	Arizona	63 72	31	H	Arizona St.	47 72						
				8	H	UCLA	55 93	315	A	Air Force	68 43						
				48	H	Southern California	51 86	103	H	Dartmouth	75 81						
				134	A	Washington	66 61	170	A	Colorado St.	70 67						
				69	A	Washington St.	75 89	271	H	North Dakota St.	108 59						

Col orado

Page 56



Average RPI Win:	224	WON-LOST	WINNING	LAST 10	STRENGTH OF	OPP. STRENGTH	TEAM	ADJ.	CONF.	ADJ CONF.
Average RPI Loss:	120	RECORD	PCT. RANK	GAMES	SCHEDULE	OF SCHEDULE	RPI	RPI	RPI	RPI
DIV. I ONLY	12- 7	98	6- 4	226	160	170	170	16	16	
DIV. I NON-CONF.	7- 3	74	3- 0	153	218	129	129	16	16	
-----										
TOTALS	RPI 1-25	RPI 26-50	W-L RECORDS	RPI 51-100	RPI 101-999	RPI 201+				
12- 7	0- 0	0- 2	OVERALL	2- 0	10- 5	8- 0				
8- 5	0- 0	0- 2	HOME	1- 0	7- 3	6- 0				
4- 2	0- 0	0- 0	AWAY	1- 0	3- 2	2- 0				
0- 0	0- 0	0- 0	NEUTRAL	0- 0	0- 0	0- 0				
7- 3	0- 0	0- 1	NON-CONFERENCE	2- 0	5- 2	3- 0				
5- 3	0- 0	0- 1	HOME	1- 0	4- 2	3- 0				
2- 0	0- 0	0- 0	AWAY	1- 0	1- 0	0- 0				
0- 0	0- 0	0- 0	NEUTRAL	0- 0	0- 0	0- 0				
5- 4	0- 0	0- 1	CONFERENCE	0- 0	5- 3	5- 0				
3- 2	0- 0	0- 1	HOME	0- 0	3- 1	3- 0				
2- 2	0- 0	0- 0	AWAY	0- 0	2- 2	2- 0				
0- 0	0- 0	0- 0	NEUTRAL	0- 0	0- 0	0- 0				

RPI 1-25				RPI 26-50				RPI 51-100				RPI 101+				Team's RPI: 170
RPI	S	Opponent	Score	RPI	S	Opponent	Score	RPI	S	Opponent	Score	RPI	S	Opponent	Score	
				36	H	Oklahoma	46 78	53	A	Northern Colo.	55 44	111	H	BYU	56 54	
				47	H	Wyoming	49 53	65	H	Gonzaga	65 49	114	A	UNLV	52 56	
												136	H	Colorado	67 70	
												150	A	Fresno St.	45 56	
												174	H	Idaho	69 83	
												186	H	Boise St.	58 62	
												201	A	Denver	61 56	
												228	A	San Diego St.	65 63	
												228	H	San Diego St.	72 43	
												260	H	San Jose St.	63 48	
												291	H	Morgan St.	60 44	
												295	H	Prairie View	71 59	
												302	H	Utah St.	56 45	
												315	A	Air Force	40 39	
												334	H	N.C. Central	85 48	
-----																
LAST 12 Division I GAMES:																
				228	H	San Diego St.	72 43	228	A	San Diego St.	65 63					
				114	A	UNLV	52 56	260	H	San Jose St.	63 48					
				315	A	Air Force	40 39	186	H	Boise St.	58 62					
				47	H	Wyoming	49 53	291	H	Morgan St.	60 44					
				302	H	Utah St.	56 45	295	H	Prairie View	71 59					
				150	A	Fresno St.	45 56	53	A	Northern Colo.	55 44					

Non-Div I Games: Eastern N.M. 75 35

Colorado St.

Average RPI Win:	225	WON-LOST	WINNING	LAST 10	STRENGTH OF	OPP. STRENGTH	TEAM	ADJ.	CONF.	ADJ CONF.
Average RPI Loss:	118	RECORD	PCT. RANK	GAMES	SCHEDULE	OF SCHEDULE	RPI	RPI	RPI	RPI
DIV. I ONLY	6- 12	261	3- 7	110	146	205	205	9	9	
DIV. I NON-CONF.	6- 9	214	4- 5	139	147	182	182	9	9	
-----										
TOTALS	RPI 1-25	RPI 26-50	W-L RECORDS	RPI 51-100	RPI 101-999	RPI 201+				
6- 12	0- 3	0- 3	OVERALL	0- 0	6- 6	3- 3				
3- 3	0- 1	0- 0	HOME	0- 0	3- 2	1- 1				
3- 6	0- 0	0- 2	AWAY	0- 0	3- 4	2- 1				
0- 3	0- 2	0- 1	NEUTRAL	0- 0	0- 0	0- 0				
6- 9	0- 3	0- 2	NON-CONFERENCE	0- 0	6- 4	3- 2				
3- 2	0- 1	0- 0	HOME	0- 0	3- 1	1- 1				
3- 4	0- 0	0- 1	AWAY	0- 0	3- 3	2- 1				
0- 3	0- 2	0- 1	NEUTRAL	0- 0	0- 0	0- 0				
0- 3	0- 0	0- 1	CONFERENCE	0- 0	0- 2	0- 1				
0- 1	0- 0	0- 0	HOME	0- 0	0- 1	0- 1				
0- 2	0- 0	0- 1	AWAY	0- 0	0- 1	0- 0				
0- 0	0- 0	0- 0	NEUTRAL	0- 0	0- 0	0- 0				

RPI 1-25				RPI 26-50				RPI 51-100				RPI 101+ Team's RPI: 205			
RPI	S	Opponent	Score	RPI	S	Opponent	Score	RPI	S	Opponent	Score	RPI	S	Opponent	Score
3	N	Mississippi St.	54 90	31	N	Arizona St.	48 72					104	A	Penn	51 70
13	N	Green Bay	43 61	41	A	Princeton	47 69					122	A	Rice	44 67
22	H	Buffalo	63 65	45	A	Houston	53 77					143	H	Saint Francis (PA)	94 81
												183	H	Boston College	68 60
												184	A	Providence	73 64
												187	A	Hampton	58 60
												217	H	Hofstra	75 53
												230	H	Richmond	79 85
												264	H	Cornell	47 57
												294	A	Vermont	73 66
												328	A	UMBC	60 44
												349	A	UMass Lowell	70 77
LAST 12 Division I GAMES:															
264	H	Cornell	47 57	217	H	Hofstra	75 53								
104	A	Penn	51 70	22	H	Buffalo	63 65								
41	A	Princeton	47 69	143	H	Saint Francis (PA)	94 81								
187	A	Hampton	58 60	328	A	UMBC	60 44								
122	A	Rice	44 67	183	H	Boston College	68 60								
45	A	Houston	53 77	31	N	Arizona St.	48 72								

Non-Div I Games:

Columbi a

Average RPI Win:	309	WON-LOST	WINNING	LAST 10	STRENGTH OF	OPP. STRENGTH	TEAM	ADJ.	CONF.	ADJ CONF.
Average RPI Loss:	174	RECORD	PCT. RANK	GAMES	SCHEDULE	OF SCHEDULE	RPI	RPI	RPI	RPI
DIV. I ONLY	4- 14	301	3- 7	229	321	304	304	31	31	
DIV. I NON-CONF.	1- 11	331	0- 6	132	200	299	299	31	31	
-----										
TOTALS	RPI 1-25	RPI 26-50	W-L RECORDS	RPI 51-100	RPI 101-999	RPI 201+				
4- 14	0- 3	0- 1	OVERALL	0- 0	4- 10	4- 6				
4- 1	0- 1	0- 0	HOME	0- 0	4- 0	4- 0				
0- 11	0- 0	0- 0	AWAY	0- 0	0- 2	0- 2				
0- 2	0- 1	0- 0	NEUTRAL	0- 0	0- 1	0- 1				
1- 11	0- 3	0- 1	NON-CONFERENCE	0- 0	1- 7	1- 4				
1- 1	0- 1	0- 0	HOME	0- 0	1- 0	1- 0				
0- 8	0- 1	0- 1	AWAY	0- 0	0- 6	0- 3				
0- 2	0- 1	0- 0	NEUTRAL	0- 0	0- 1	0- 1				
3- 3	0- 0	0- 0	CONFERENCE	0- 0	3- 3	3- 2				
3- 0	0- 0	0- 0	HOME	0- 0	3- 0	3- 0				
0- 3	0- 0	0- 0	AWAY	0- 0	0- 3	0- 2				
0- 0	0- 0	0- 0	NEUTRAL	0- 0	0- 0	0- 0				

RPI 1-25				RPI 26-50				RPI 51-100				RPI 101+				Team's RPI: 304
RPI	S	Opponent	Score	RPI	S	Opponent	Score	RPI	S	Opponent	Score	RPI	S	Opponent	Score	
10	A	Baylor	54 100	34	A	West Virginia	43 101					113	A	SFA	59 72	
12	N	Missouri	50 73									124	A	Middle Tenn.	39 69	
24	H	Maryland	49 113									168	A	Charlotte	49 78	
												198	A	Norfolk St.	57 71	
												229	A	N.C. A&T	63 64	
												233	N	Manhattan	56 74	
												263	H	Mt. St. Mary's	68 54	
												291	H	Morgan St.	55 53	
												309	A	VCU	47 62	
												322	A	Old Dominion	67 75	
												332	A	Charleston So.	58 72	
												334	A	N.C. Central	52 60	
												335	H	Florida A&M	62 56	
												345	H	Savannah St.	66 57	
-----																
LAST 12 Division I GAMES:																
291	H	Morgan St.	55 53	24	H	Maryland	49 113	309	A	VCU	47 62					
229	A	N.C. A&T	63 64	34	A	West Virginia	43 101	34	A	West Virginia	43 101					
334	A	N.C. Central	52 60					124	A	Middle Tenn.	39 69					
335	H	Florida A&M	62 56					168	A	Charlotte	49 78					
345	H	Savannah St.	66 57					322	A	Old Dominion	67 75					
198	A	Norfolk St.	57 71													

Non-Div I Games:

Coppin St.

C  
o  
r  
n  
e  
l  
lC  
o  
r  
n  
e  
l  
l

Cornel I

Creighton				Through Games Of Jan. 25, 2018							
Average RPI	Win:	128	WON-LOST	WINNING	LAST 10	STRENGTH OF	OPP. STRENGTH	TEAM	ADJ.	CONF.	ADJ CONF.
Average RPI	Loss:	49	RECORD	PCT. RANK	GAMES	SCHEDULE	OF SCHEDULE	RPI	RPI	RPI	RPI
DIV. I ONLY		11- 8		125	5- 5	23	11	50	50	6	6
DIV. I NON-CONF.		6- 4		122	2- 1	18	10	41	41	5	5
-----											
TOTALS	RPI 1-25		RPI 26-50		W-L RECORDS	RPI 51-100		RPI 101-999		RPI 201+	
11- 8	0- 3		2- 2		OVERALL	2- 2		7- 1		1- 0	
6- 3	0- 2		2- 1		HOME	0- 0		4- 0		0- 0	
5- 3	0- 0		0- 1		AWAY	2- 2		3- 0		1- 0	
0- 2	0- 1		0- 0		NEUTRAL	0- 0		0- 1		0- 0	
6- 4	0- 2		1- 0		NON-CONFERENCE	1- 1		4- 1		1- 0	
3- 1	0- 1		1- 0		HOME	0- 0		2- 0		0- 0	
3- 1	0- 0		0- 0		AWAY	1- 1		2- 0		1- 0	
0- 2	0- 1		0- 0		NEUTRAL	0- 0		0- 1		0- 0	
5- 4	0- 1		1- 2		CONFERENCE	1- 1		3- 0		0- 0	
3- 2	0- 1		1- 1		HOME	0- 0		2- 0		0- 0	
2- 2	0- 0		0- 1		AWAY	1- 1		1- 0		0- 0	
0- 0	0- 0		0- 0		NEUTRAL	0- 0		0- 0		0- 0	

RPI 1-25				RPI 26-50				RPI 51-100				RPI 101+			
RPI	S	Opponent	Score	RPI	S	Opponent	Score	RPI	S	Opponent	Score	RPI	S	Opponent	Score
4	H	Florida St.	82 92	27	H	Villanova	69 54	56	A	Nebraska	64 49	116	A	Drake	108 100
8	N	UCLA	63 72	30	H	DePaul	54 82	78	A	Butler	53 59	134	N	Washington	64 67
20	H	Marquette	77 92	35	H	South Dakota St.	72 65	83	A	South Dakota	68 73	148	H	Georgetown	69 58
				38	A	St. John's (NY)	65 72	99	A	Seton Hall	68 51	151	H	Wichita St.	66 61
												160	A	Xavier	71 64
												184	H	Providence	73 56
												188	H	UNI	89 78
												239	A	Omaha	72 51
-----															
LAST 12 Division I GAMES:															
160	A	Xavier	71 64	99	A	Seton Hall	68 51	148	H	Georgetown	69 58	27	H	Villanova	69 54
78	A	Butler	53 59	4	H	Florida St.	82 92	35	H	South Dakota St.	72 65	239	A	Omaha	72 51
184	H	Providence	73 56	30	H	DePaul	54 82								
20	H	Marquette	77 92												
38	A	St. John's (NY)	65 72												

Non-Div I Games:

Creighton

Average RPI	Win:	216	WON-LOST	WINNING	LAST 10	STRENGTH OF	OPP. STRENGTH	TEAM	ADJ.	CONF.	ADJ CONF.
Average RPI	Loss:	101	RECORD	PCT. RANK	GAMES	SCHEDULE	OF SCHEDULE	RPI	RPI	RPI	RPI
DIV. I ONLY		9- 6		113	5- 5	149	157	103	103	9	9
DIV. I NON-CONF.		8- 5		111	5- 5	200	203	117	117	9	9
-----											
TOTALS	RPI 1-25		RPI 26-50		W-L RECORDS	RPI 51-100		RPI 101-999		RPI 201+	
9- 6	0- 1		0- 0		OVERALL	1- 3		8- 2		4- 0	
6- 1	0- 0		0- 0		HOME	1- 1		5- 0		3- 0	
3- 5	0- 1		0- 0		AWAY	0- 2		3- 2		1- 0	
0- 0	0- 0		0- 0		NEUTRAL	0- 0		0- 0		0- 0	
8- 5	0- 1		0- 0		NON-CONFERENCE	0- 2		8- 2		4- 0	
5- 1	0- 0		0- 0		HOME	0- 1		5- 0		3- 0	
3- 4	0- 1		0- 0		AWAY	0- 1		3- 2		1- 0	
0- 0	0- 0		0- 0		NEUTRAL	0- 0		0- 0		0- 0	
1- 1	0- 0		0- 0		CONFERENCE	1- 1		0- 0		0- 0	
1- 0	0- 0		0- 0		HOME	1- 0		0- 0		0- 0	
0- 1	0- 0		0- 0		AWAY	0- 1		0- 0		0- 0	
0- 0	0- 0		0- 0		NEUTRAL	0- 0		0- 0		0- 0	

RPI 1-25				RPI 26-50				RPI 51-100				RPI 101+ Team's RPI: 103			
RPI	S	Opponent	Score	RPI	S	Opponent	Score	RPI	S	Opponent	Score	RPI	S	Opponent	Score
7	A	Ohio St.	70 103					70	A	Albany (NY)	61 76	136	A	Colorado	81 75
								75	H	Maine	51 64	161	H	New Hampshire	57 49
								88	A	Harvard	65 76	176	A	Binghamton	64 80
								88	H	Harvard	63 56	183	H	Boston College	68 57
												189	A	Army West Point	56 71
												200	A	Marist	60 51
												223	A	Holy Cross	76 74
												294	H	Vermont	66 56
												321	H	Rhode Island	70 54
												339	H	NJIT	81 50
-----															
LAST 12 Division I GAMES:															
88	A	Harvard	65 76	136	A	Colorado	81 75								
88	H	Harvard	63 56	75	H	Maine	51 64								
176	A	Binghamton	64 80	161	H	New Hampshire	57 49								
70	A	Albany (NY)	61 76	200	A	Marist	60 51								
223	A	Holy Cross	76 74	189	A	Army West Point	56 71								
7	A	Ohio St.	70 103	339	H	NJIT	81 50								

Non-Div I Games:

Dartmouth

Average RPI	Win:	245	WON-LOST	WINNING	LAST 10	STRENGTH OF	OPP. STRENGTH	TEAM	ADJ.	CONF.	ADJ CONF.
Average RPI	Loss:	92	RECORD	PCT. RANK	GAMES	SCHEDULE	OF SCHEDULE	RPI	RPI	RPI	RPI
DIV. I ONLY		9- 12		217	5- 5	86	179	146	146	13	13
DIV. I NON-CONF.		5- 8		220	2- 2	60	180	139	139	11	11
-----											
TOTALS	RPI 1-25		RPI 26-50		W-L RECORDS	RPI 51-100		RPI 101-999		RPI 201+	
9- 12	0- 1		0- 1		OVERALL	0- 7		9- 3		7- 1	
4- 5	0- 0		0- 1		HOME	0- 3		4- 1		3- 1	
5- 7	0- 1		0- 0		AWAY	0- 4		5- 2		4- 0	
0- 0	0- 0		0- 0		NEUTRAL	0- 0		0- 0		0- 0	
5- 8	0- 1		0- 1		NON-CONFERENCE	0- 3		5- 3		3- 1	
2- 3	0- 0		0- 1		HOME	0- 1		2- 1		1- 1	
3- 5	0- 1		0- 0		AWAY	0- 2		3- 2		2- 0	
0- 0	0- 0		0- 0		NEUTRAL	0- 0		0- 0		0- 0	
4- 4	0- 0		0- 0		CONFERENCE	0- 4		4- 0		4- 0	
2- 2	0- 0		0- 0		HOME	0- 2		2- 0		2- 0	
2- 2	0- 0		0- 0		AWAY	0- 2		2- 0		2- 0	
0- 0	0- 0		0- 0		NEUTRAL	0- 0		0- 0		0- 0	

RPI 1-25				RPI 26-50				RPI 51-100				RPI 101+				Team's RPI: 146	
RPI	S	Opponent	Score	RPI	S	Opponent	Score	RPI	S	Opponent	Score	RPI	S	Opponent	Score		
17	A	NC State	49 73	41	H	Princeton	57 63	51	A	UCF	54 62	117	A	High Point	82 74		
								52	H	Duquesne	54 79	145	A	William & Mary	55 73		
								72	A	Mercer	54 69	165	A	Furman	62 65		
								77	A	Fordham	58 66	168	H	Charlotte	68 66		
								80	H	Elon	58 75	210	H	Gardner-Webb	65 70		
								97	A	George Mason	61 74	230	A	Richmond	68 65		
								100	H	George Washington	48 53	235	A	St. Bonaventure	75 68		
												245	H	UNC Asheville	58 50		
												283	A	Appalachian St.	59 57		
												297	H	Massachusetts	87 81		
												308	A	Western Caro.	70 57		
												321	H	Rhode Island	77 67		
LAST 12 Division I GAMES:																	
297	H	Massachusetts	87 81	52	H	Duquesne	54 79										
235	A	St. Bonaventure	75 68	97	A	George Mason	61 74										
100	H	George Washington	48 53	51	A	UCF	54 62										
230	A	Richmond	68 65	168	H	Charlotte	68 66										
77	A	Fordham	58 66	117	A	High Point	82 74										
321	H	Rhode Island	77 67	210	H	Gardner-Webb	65 70										

Non-Div I Games:

Davidson

Average RPI Win: 184

Average RPI Loss: 41

WON-LOST  
RECORDWINNING  
PCT. RANKLAST 10  
GAMESSTRENGTH OF  
SCHEDULEOPP. STRENGTH  
OF SCHEDULETEAM  
RPIADJ.  
RPICONF.  
RPIADJ CONF.  
RPIDIV. I ONLY  
DIV. I NON-CONF.15- 4  
7- 431  
1029- 1  
2- 2146  
79102  
8261  
8161  
8113  
1113  
11

TOTALS

RPI 1-25

RPI 26-50

W-L RECORDS

RPI 51-100

RPI 101-999

RPI 201+

15- 4

0- 1

1- 1

OVERALL

4- 2

10- 0

7- 0

8- 1

0- 1

1- 0

HOME

2- 0

5- 0

4- 0

4- 2

0- 0

0- 0

AWAY

1- 2

3- 0

2- 0

3- 1

0- 0

0- 1

NEUTRAL

1- 0

2- 0

1- 0

7- 4

0- 1

1- 1

NON-CONFERENCE

2- 2

4- 0

3- 0

4- 1

0- 1

1- 0

HOME

1- 0

2- 0

2- 0

0- 2

0- 0

0- 0

AWAY

0- 2

0- 0

0- 0

3- 1

0- 0

0- 1

NEUTRAL

1- 0

2- 0

1- 0

8- 0

0- 0

0- 0

CONFERENCE

2- 0

6- 0

4- 0

4- 0

0- 0

0- 0

HOME

1- 0

3- 0

2- 0

4- 0

0- 0

0- 0

AWAY

1- 0

3- 0

2- 0

0- 0

0- 0

0- 0

NEUTRAL

0- 0

0- 0

0- 0

RPI 1-25

RPI 26-50

RPI 51-100

Team's RPI: 61

RPI 101+

RPI	S	Opponent	Score
13	H	Green Bay	64 75

RPI	S	Opponent	Score
29	N	South Fla.	87 93
32	H	Virginia	61 46

RPI	S	Opponent	Score
55	A	Quinnipiac	66 72
66	A	Toledo	50 68
77	A	Fordham	63 62
87	H	James Madison	82 54
88	N	Harvard	72 66
100	H	George Washington	66 55

RPI	S	Opponent	Score
107	N	Tulane	71 65
118	H	Saint Louis	101 76
169	A	Saint Joseph's	65 59
213	A	La Salle	76 47
230	A	Richmond	66 59
235	H	St. Bonaventure	80 59
291	H	Morgan St.	88 52
321	H	Rhode Island	116 58
340	H	Ark.-Pine Bluff	81 43
347	N	Mississippi Val.	65 46

LAST 12 Division I GAMES:

230	A	Richmond	66 59
100	H	George Washington	66 55
77	A	Fordham	63 62
118	H	Saint Louis	101 76
235	H	St. Bonaventure	80 59
169	A	Saint Joseph's	65 59

321	H	Rhode Island	116 58
213	A	La Salle	76 47
347	N	Mississippi Val.	65 46
29	N	South Fla.	87 93
87	H	James Madison	82 54
13	H	Green Bay	64 75

Dayton

Dayton

Non-Div I Games:

Dayton

■ Loss, 
 ■ Non-Conf, 
 S Site, 
 ■ Home 
 ■ Away 
 N Neutral



D  
e  
P  
a  
u  
l

D  
e  
P  
a  
u  
l

DePaul

Average RPI Win:	215	WON-LOST	WINNING	LAST 10	STRENGTH OF	OPP. STRENGTH	TEAM	ADJ.	CONF.	ADJ CONF.
Average RPI Loss:	118	RECORD	PCT. RANK	GAMES	SCHEDULE	OF SCHEDULE	RPI	RPI	RPI	RPI
DIV. I ONLY	12- 6	78	8- 2	194	174	98	98	10	10	
DIV. I NON-CONF.	7- 4	102	4- 1	253	183	136	136	13	13	
-----										
TOTALS	RPI 1-25	RPI 26-50	W-L RECORDS	RPI 51-100	RPI 101-999	RPI 201+				
12- 6	0- 1	0- 2	OVERALL	2- 1	10- 2	8- 1				
5- 1	0- 0	0- 0	HOME	2- 0	3- 1	3- 0				
6- 4	0- 1	0- 2	AWAY	0- 1	6- 0	4- 0				
1- 1	0- 0	0- 0	NEUTRAL	0- 0	1- 1	1- 1				
7- 4	0- 1	0- 1	NON-CONFERENCE	1- 0	6- 2	4- 1				
3- 1	0- 0	0- 0	HOME	1- 0	2- 1	2- 0				
3- 2	0- 1	0- 1	AWAY	0- 0	3- 0	1- 0				
1- 1	0- 0	0- 0	NEUTRAL	0- 0	1- 1	1- 1				
5- 2	0- 0	0- 1	CONFERENCE	1- 1	4- 0	4- 0				
2- 0	0- 0	0- 0	HOME	1- 0	1- 0	1- 0				
3- 2	0- 0	0- 1	AWAY	0- 1	3- 0	3- 0				
0- 0	0- 0	0- 0	NEUTRAL	0- 0	0- 0	0- 0				

RPI 1-25				RPI 26-50				RPI 51-100				Team's RPI : 98				RPI 101+			
RPI	S	Opponent	Score	RPI	S	Opponent	Score	RPI	S	Opponent	Score	RPI	S	Opponent	Score	RPI	S	Opponent	Score
22	A	Buffalo	73 87	41	A	Princeton	60 78	58	H	American	72 56	135	A	Hartford	72 63				
				43	A	Drexel	53 74	80	A	Elon	51 64	185	H	Boston U.	79 85				
								80	H	Elon	80 66	189	A	Army West Point	70 59				
												217	A	Hofstra	58 51				
												227	H	Loyol a Maryl and	71 38				
												235	A	St. Bonaventure	53 52				
												254	A	Col. of Charleston	68 59				
												270	H	Towson	51 49				
												278	A	UNCW	82 49				
												303	H	Delaware St.	84 49				
												337	N	Eastern Ill.	66 37				
												338	N	Saint Peter's	87 90				
LAST 12 Division I GAMES:																			
				80	A	Elon	51 64	43	A	Drexel	53 74								
				278	A	UNCW	82 49	227	H	Loyol a Maryl and	71 38								
				270	H	Towson	51 49	303	H	Delaware St.	84 49								
				217	A	Hofstra	58 51	189	A	Army West Point	70 59								
				254	A	Col. of Charleston	68 59	41	A	Princeton	60 78								
				80	H	Elon	80 66	235	A	St. Bonaventure	53 52								

Non-Div I Games:

Del aware

Average RPI Win:	321	WON-LOST	WINNING	LAST 10	STRENGTH OF	OPP. STRENGTH	TEAM	ADJ.	CONF.	ADJ CONF.
Average RPI Loss:	164	RECORD	PCT. RANK	GAMES	SCHEDULE	OF SCHEDULE	RPI	RPI	RPI	RPI
DIV. I ONLY	3- 17	319	2- 8	180	289	303	303	31	31	
DIV. I NON-CONF.	1- 12	335	0- 5	97	120	288	288	31	31	
-----										
TOTALS	RPI 1-25	RPI 26-50	W-L RECORDS	RPI 51-100	RPI 101-999	RPI 201+				
3- 17	0- 1	0- 2	OVERALL	0- 1	3- 13	3- 5				
2- 6	0- 0	0- 1	HOME	0- 0	2- 5	2- 4				
1- 9	0- 0	0- 0	AWAY	0- 0	1- 3	1- 0				
0- 2	0- 0	0- 0	NEUTRAL	0- 0	0- 2	0- 0				
1- 12	0- 1	0- 2	NON-CONFERENCE	0- 1	1- 8	1- 1				
1- 3	0- 0	0- 1	HOME	0- 0	1- 2	1- 1				
0- 7	0- 1	0- 1	AWAY	0- 1	0- 4	0- 0				
0- 2	0- 0	0- 0	NEUTRAL	0- 0	0- 2	0- 0				
2- 5	0- 0	0- 0	CONFERENCE	0- 0	2- 5	2- 4				
1- 3	0- 0	0- 0	HOME	0- 0	1- 3	1- 3				
1- 2	0- 0	0- 0	AWAY	0- 0	1- 2	1- 1				
0- 0	0- 0	0- 0	NEUTRAL	0- 0	0- 0	0- 0				

RPI 1-25				RPI 26-50				RPI 51-100				RPI 101+ Team's RPI: 303			
RPI	S	Opponent	Score	RPI	S	Opponent	Score	RPI	S	Opponent	Score	RPI	S	Opponent	Score
23	A	Michigan	36 105	30	A	DePaul	71 110	98	A	Delaware	49 84	101	N	Ole Miss	58 110
				43	H	Drexel	52 73					123	A	Kansas	49 81
												140	H	Robert Morris	42 65
												174	A	Temple	72 96
												178	A	Florida	51 85
												179	N	Stetson	43 58
												187	A	Hampton	62 66
												198	A	Fla. Atlantic	67 90
												202	H	Bethune-Cookman	60 68
												213	H	La Salle	48 71
												229	H	N. C. A&T	48 66
												291	A	Morgan St.	62 54
												324	H	South Carolina St.	58 44
												334	H	N. C. Central	67 74
												335	A	Florida A&M	54 59
												348	H	Longwood	60 56
-----															
LAST 12 Division I GAMES:															
291	A	Morgan St.	62 54	334	H	N. C. Central	67 74	179	N	Stetson	43 58				
202	H	Bethune-Cookman	60 68	198	A	Fla. Atlantic	67 90	178	A	Florida	51 85				
335	A	Florida A&M	54 59	23	A	Michigan	36 105	213	H	La Salle	48 71				
187	A	Hampton	62 66												
229	H	N. C. A&T	48 66												
324	H	South Carolina St.	58 44												

Non-Div I Games:

Delaware St.

Average RPI Win: **286**  
 Average RPI Loss: **100**

WON-LOST  
RECORD

WINNING  
PCT. RANK

LAST 10  
GAMES

STRENGTH OF  
SCHEDULE

OPP. STRENGTH  
OF SCHEDULE

TEAM  
RPI

ADJ.  
RPI

CONF.  
RPI

ADJ CONF.  
RPI

DIV. I ONLY	11- 10	170	5- 5	266	210	201	201	14	14
DIV. I NON-CONF.	8- 6	143	3- 2	314	254	224	224	15	15
<hr/>									
TOTALS	RPI 1-25	RPI 26-50	W-L RECORDS	RPI 51-100	RPI 101-999	RPI 201+			
11- 10	0- 0	0- 2	OVERALL	0- 3	11- 5	11- 0			
3- 4	0- 0	0- 2	HOME	0- 1	3- 1	3- 0			
7- 4	0- 0	0- 0	AWAY	0- 2	7- 2	7- 0			
1- 2	0- 0	0- 0	NEUTRAL	0- 0	1- 2	1- 0			
8- 6	0- 0	0- 1	NON-CONFERENCE	0- 2	8- 3	8- 0			
2- 3	0- 0	0- 1	HOME	0- 1	2- 1	2- 0			
5- 1	0- 0	0- 0	AWAY	0- 1	5- 0	5- 0			
1- 2	0- 0	0- 0	NEUTRAL	0- 0	1- 2	1- 0			
3- 4	0- 0	0- 1	CONFERENCE	0- 1	3- 2	3- 0			
1- 1	0- 0	0- 1	HOME	0- 0	1- 0	1- 0			
2- 3	0- 0	0- 0	AWAY	0- 1	2- 2	2- 0			
0- 0	0- 0	0- 0	NEUTRAL	0- 0	0- 0	0- 0			

RPI 1-25				RPI 26-50				RPI 51-100				RPI 101+				Team's RPI: 201	
RPI	S	Opponent	Score	RPI	S	Opponent	Score	RPI	S	Opponent	Score	RPI	S	Opponent	Score		
				35	H	South Dakota St.	58 69	53	H	Northern Colo.	63 71	110	A	Western Ill.	93 118		
				47	H	Wyoming	51 61	58	A	American	53 66	115	N	Miami (OH)	52 69		
								83	A	South Dakota	51 79	149	N	Liberty	69 82		
												170	H	Colorado St.	56 61		
												180	A	Oral Roberts	60 90		
												214	N	Eastern Mich.	60 54		
												239	A	Omaha	85 74		
												248	A	UMKC	77 68		
												271	H	North Dakota St.	98 79		
												298	A	Cal St. Fullerton	83 58		
												300	H	Utah Valley	72 53		
												302	A	Utah St.	74 72		
												306	A	Fort Wayne	73 55		
												315	A	Air Force	75 54		
												325	H	Northern Ari z.	80 73		
												328	A	UMBC	70 48		
LAST 12 Division I GAMES:																	
				110	A	Western Ill.	93 118	300	H	Utah Valley	72 53						
				180	A	Oral Roberts	60 90	83	A	South Dakota	51 79						
				239	A	Omaha	85 74	248	A	UMKC	77 68						
				271	H	North Dakota St.	98 79	149	N	Liberty	69 82						
				35	H	South Dakota St.	58 69	302	A	Utah St.	74 72						
				306	A	Fort Wayne	73 55	58	A	American	53 66						

Non-Div I Games:

Chadron St.

99 55

Denver

Average RPI Win:	327	WON-LOST	WINNING	LAST 10	STRENGTH OF	OPP. STRENGTH	TEAM	ADJ.	CONF.	ADJ CONF.
Average RPI Loss:	123	RECORD	PCT. RANK	GAMES	SCHEDULE	OF SCHEDULE	RPI	RPI	RPI	RPI
DIV. I ONLY	1- 18	344	1- 9	89	122	284	284	11	11	
DIV. I NON-CONF.	0- 11	337	0- 4	113	53	300	300	12	12	
-----										
TOTALS	RPI 1-25	RPI 26-50	W-L RECORDS	RPI 51-100	RPI 101-999	RPI 201+				
1- 18	0- 2	0- 1	OVERALL	0- 4	1- 11	1- 4				
0- 9	0- 2	0- 1	HOME	0- 2	0- 4	0- 2				
1- 7	0- 0	0- 0	AWAY	0- 2	1- 5	1- 1				
0- 2	0- 0	0- 0	NEUTRAL	0- 0	0- 2	0- 1				
0- 11	0- 1	0- 1	NON-CONFERENCE	0- 2	0- 7	0- 2				
0- 5	0- 1	0- 1	HOME	0- 1	0- 2	0- 1				
0- 4	0- 0	0- 0	AWAY	0- 1	0- 3	0- 0				
0- 2	0- 0	0- 0	NEUTRAL	0- 0	0- 2	0- 1				
1- 7	0- 1	0- 0	CONFERENCE	0- 2	1- 4	1- 2				
0- 4	0- 1	0- 0	HOME	0- 1	0- 2	0- 1				
1- 3	0- 0	0- 0	AWAY	0- 1	1- 2	1- 1				
0- 0	0- 0	0- 0	NEUTRAL	0- 0	0- 0	0- 0				

RPI 1-25				RPI 26-50				RPI 51-100				RPI 101+ Team's RPI: 284			
RPI	S	Opponent	Score	RPI	S	Opponent	Score	RPI	S	Opponent	Score	RPI	S	Opponent	Score
13	H	Green Bay	27 85	40	H	Michigan St.	60 97	66	H	Toledo	64 81	102	H	Wright St.	60 88
23	H	Michigan	50 86					85	A	IUPUI	62 90	108	A	Kent St.	74 82
								93	A	Western Mich.	62 74	112	N	Clemson	44 72
								95	H	Milwaukee	61 70	115	A	Miami (OH)	64 91
												119	A	Cleveland St.	50 75
												126	H	Bowling Green	81 85
												164	A	Illinois	65 73
												214	H	Eastern Mich.	76 78
												221	N	North Texas	57 63
												241	A	Youngstown St.	59 76
												269	H	Northern Ky.	67 78
												327	A	Ill.-Chicago	61 58
-----															
LAST 12 Division I GAMES:															
95	H	Milwaukee	61 70	119	A	Cleveland St.	50 75	241	A	Youngstown St.	59 76				
13	H	Green Bay	27 85					66	H	Toledo	64 81				
327	A	Ill.-Chicago	61 58					214	H	Eastern Mich.	76 78				
85	A	IUPUI	62 90					164	A	Illinois	65 73				
102	H	Wright St.	60 88					93	A	Western Mich.	62 74				
269	H	Northern Ky.	67 78												

Non-Div I Games:

Detroit Mercy

Average RPI	Win:	216	WON-LOST	WINNING	LAST 10	STRENGTH OF	OPP. STRENGTH	TEAM	ADJ.	CONF.	ADJ CONF.
Average RPI	Loss:	45	RECORD	PCT. RANK	GAMES	SCHEDULE	OF SCHEDULE	RPI	RPI	RPI	RPI
DIV. I ONLY		11- 7		110	7- 3	123	110	116	116	24	24
DIV. I NON-CONF.		4- 7		226	0- 4	20	36	138	138	21	21
-----											
TOTALS	RPI 1-25		RPI 26-50		W-L RECORDS	RPI 51-100		RPI 101-999		RPI 201+	
11- 7	0- 2		0- 3		OVERALL	1- 2		10- 0		5- 0	
8- 3	0- 0		0- 2		HOME	1- 1		7- 0		4- 0	
2- 3	0- 2		0- 1		AWAY	0- 0		2- 0		0- 0	
1- 1	0- 0		0- 0		NEUTRAL	0- 1		1- 0		1- 0	
4- 7	0- 2		0- 3		NON-CONFERENCE	1- 2		3- 0		1- 0	
3- 3	0- 0		0- 2		HOME	1- 1		2- 0		0- 0	
0- 3	0- 2		0- 1		AWAY	0- 0		0- 0		0- 0	
1- 1	0- 0		0- 0		NEUTRAL	0- 1		1- 0		1- 0	
7- 0	0- 0		0- 0		CONFERENCE	0- 0		7- 0		4- 0	
5- 0	0- 0		0- 0		HOME	0- 0		5- 0		4- 0	
2- 0	0- 0		0- 0		AWAY	0- 0		2- 0		0- 0	
0- 0	0- 0		0- 0		NEUTRAL	0- 0		0- 0		0- 0	

RPI 1-25				RPI 26-50				RPI 51-100				RPI 101+				Team's RPI: 116	
RPI	S	Opponent	Score	RPI	S	Opponent	Score	RPI	S	Opponent	Score	RPI	S	Opponent	Score		
6	A	Oregon	77 110	35	H	South Dakota St.	78 85	56	H	Nebraska	84 89	120	A	Missouri St.	80 68		
25	A	Iowa	66 79	47	A	Wyoming	61 75	95	H	Wisconsin	77 73	129	H	Iowa St.	83 80		
				50	H	Creighton	100 108	97	N	George Mason	75 87	149	H	Liberty	96 68		
												162	A	Southern Ill.	75 64		
												188	H	UNI	81 64		
												265	H	Valparaiso	86 50		
												281	H	Indiana St.	85 64		
												290	H	Loyola Chicago	72 46		
												346	H	Evansville	107 66		
												347	N	Mississippi Val.	96 60		
-----																	
LAST 12 Division I GAMES:																	
				188	H	UNI	81 64					265	H	Valparaiso	86 50		
				346	H	Evansville	107 66					25	A	Iowa	66 79		
				281	H	Indiana St.	85 64					35	H	South Dakota St.	78 85		
				162	A	Southern Ill.	75 64					56	H	Nebraska	84 89		
				120	A	Missouri St.	80 68					50	H	Creighton	100 108		
				290	H	Loyola Chicago	72 46					129	H	Iowa St.	83 80		

Non-Div I Games: Iowa Wesleyan 102 25

Drake

Average RPI Win: 197

Average RPI Loss: 57

WON-LOST  
RECORDWINNING  
PCT. RANKLAST 10  
GAMESSTRENGTH OF  
SCHEDULEOPP. STRENGTH  
OF SCHEDULETEAM  
RPIADJ.  
RPICONF.  
RPIADJ CONF.  
RPIDIV. I ONLY  
DIV. I NON-CONF.14- 5  
8- 454  
878- 2  
4- 188  
129144  
8943  
6843  
6810  
1310  
13

TOTALS

RPI 1-25

RPI 26-50

W-L RECORDS

RPI 51-100

RPI 101-999

RPI 201+

14- 5

0- 0

0- 2

OVERALL

2- 3

12- 0

8- 0

7- 0

0- 0

0- 0

HOME

1- 0

6- 0

5- 0

6- 3

0- 0

0- 1

AWAY

0- 2

6- 0

3- 0

1- 2

0- 0

0- 1

NEUTRAL

1- 1

0- 0

0- 0

8- 4

0- 0

0- 2

NON-CONFERENCE

1- 2

7- 0

5- 0

4- 0

0- 0

0- 0

HOME

0- 0

4- 0

3- 0

3- 2

0- 0

0- 1

AWAY

0- 1

3- 0

2- 0

1- 2

0- 0

0- 1

NEUTRAL

1- 1

0- 0

0- 0

6- 1

0- 0

0- 0

CONFERENCE

1- 1

5- 0

3- 0

3- 0

0- 0

0- 0

HOME

1- 0

2- 0

2- 0

3- 1

0- 0

0- 0

AWAY

0- 1

3- 0

1- 0

0- 0

0- 0

0- 0

NEUTRAL

0- 0

0- 0

0- 0

RPI 1-25

RPI 26-50

Team's RPI: 43

RPI 51-100

RPI 101+

RPI S Opponent Score

RPI S Opponent Score

RPI S Opponent Score

RPI S Opponent Score

26 A Syracuse 62 72  
34 N West Virginia 42 7560 N Virginia Tech 67 79  
78 N Butler 76 62  
79 A Penn St. 70 84  
87 A James Madison 48 56  
98 H Delaware 74 53145 A William & Mary 65 58  
156 H Bucknell I 63 54  
169 A Saint Joseph's 65 58  
193 A Northeastern 69 58  
206 A Niagara 66 65  
213 H La Salle 79 54  
217 A Hofstra 58 47  
217 H Hofstra 47 38  
222 H Lafayette 52 37  
264 H Cornell I 61 39  
278 H UNCW 68 42  
303 A Delaware St. 73 52

LAST 12 Division I GAMES:

217 A Hofstra 58 47  
193 A Northeastern 69 58  
278 H UNCW 68 42  
87 A James Madison 48 56  
145 A William & Mary 65 58  
217 H Hofstra 47 3898 H Delaware 74 53  
264 H Cornell I 61 39  
169 A Saint Joseph's 65 58  
26 A Syracuse 62 72  
206 A Niagara 66 65  
303 A Delaware St. 73 52D  
r  
e  
x  
e  
lD  
r  
e  
x  
e  
l

Non-Div I Games:

Drexel

Loss, Non-Conf, S Site, H Home A Away N Neutral

Through Games Of Jan. 25, 2018											
Average RPI Win: 143		WON-LOST RECORD	WINNING PCT. RANK	LAST 10 GAMES	STRENGTH OF SCHEDULE	OPP. STRENGTH OF SCHEDULE	TEAM RPI	ADJ. RPI	CONF. RPI	ADJ CONF. RPI	
Average RPI Loss: 41											
DIV. I ONLY		16- 5	39	7- 3	37	37	19	19	1	1	
DIV. I NON-CONF.		11- 2	23	4- 0	103	78	25	25	1	1	
-----											
TOTALS		RPI 1-25	RPI 26-50	W-L RECORDS	RPI 51-100	RPI 101-999	RPI 201+				
16- 5		2- 2	3- 1	OVERALL	2- 2	9- 0	5- 0				
12- 0		2- 0	3- 0	HOME	1- 0	6- 0	3- 0				
4- 5		0- 2	0- 1	AWAY	1- 2	3- 0	2- 0				
0- 0		0- 0	0- 0	NEUTRAL	0- 0	0- 0	0- 0				
11- 2		1- 1	2- 1	NON-CONFERENCE	1- 0	7- 0	5- 0				
9- 0		1- 0	2- 0	HOME	1- 0	5- 0	3- 0				
2- 2		0- 1	0- 1	AWAY	0- 0	2- 0	2- 0				
0- 0		0- 0	0- 0	NEUTRAL	0- 0	0- 0	0- 0				
5- 3		1- 1	1- 0	CONFERENCE	1- 2	2- 0	0- 0				
3- 0		1- 0	1- 0	HOME	0- 0	1- 0	0- 0				
2- 3		0- 1	0- 0	AWAY	1- 2	1- 0	0- 0				
0- 0		0- 0	0- 0	NEUTRAL	0- 0	0- 0	0- 0				
-----											
RPI 1-25		Team's RPI: 19		RPI 26-50		RPI 51-100		RPI 101+			
RPI	S	Opponent	Score	RPI	S	Opponent	Score	RPI	S	Opponent	Score
5	A	Louisville	60 66	27	A	Villanova	55 64	60	A	Virginia Tech	86 75
7	H	Ohio St.	69 60	32	H	Virginia	55 48	67	A	Miami (FL)	48 51
17	H	NC State	69 56	47	H	Wyoming	63 40	75	H	Maine	69 39
21	A	South Carolina	52 72	49	H	Oregon St.	72 65	86	A	North Carolina	86 92
-----											
LAST 12 Division I GAMES:											
183	H	Boston College	75 50	5	A	Louisville	60 66	106	A	Wake Forest	80 67
86	A	North Carolina	86 92	67	A	Miami (FL)	48 51	117	H	High Point	77 50
60	A	Virginia Tech	86 75	149	H	Liberty	68 51	149	H	Liberty	68 51
32	H	Virginia	55 48	47	H	Wyoming	63 40	183	H	Boston College	75 50
106	A	Wake Forest	80 67	75	H	Maine	69 39	236	H	UNCG	85 54
17	H	NC State	69 56	344	H	Winthrop	101 30	262	H	Presbyterian	79 45
-----											
Non-Div I Games:											
-----											
Duke											

Loss, Non-Conf, S Site, H Home A Away N Neutral

Page 72



Average RPI Win:	189	WON-LOST	WINNING	LAST 10	STRENGTH OF	OPP. STRENGTH	TEAM	ADJ.	CONF.	ADJ CONF.
Average RPI Loss:	100	RECORD	PCT. RANK	GAMES	SCHEDULE	OF SCHEDULE	RPI	RPI	RPI	RPI
DIV. I ONLY	17- 3	15	9- 1	222	100	52	52	13	13	
DIV. I NON-CONF.	10- 3	51	4- 1	227	47	66	66	11	11	
-----										
TOTALS	RPI 1-25	RPI 26-50	W-L RECORDS	RPI 51-100	RPI 101-999	RPI 201+				
17- 3	0- 1	2- 0	OVERALL	3- 0	12- 2	8- 0				
9- 0	0- 0	1- 0	HOME	2- 0	6- 0	5- 0				
7- 2	0- 0	1- 0	AWAY	1- 0	5- 2	2- 0				
1- 1	0- 1	0- 0	NEUTRAL	0- 0	1- 0	1- 0				
10- 3	0- 1	2- 0	NON-CONFERENCE	1- 0	7- 2	5- 0				
6- 0	0- 0	1- 0	HOME	1- 0	4- 0	3- 0				
3- 2	0- 0	1- 0	AWAY	0- 0	2- 2	1- 0				
1- 1	0- 1	0- 0	NEUTRAL	0- 0	1- 0	1- 0				
7- 0	0- 0	0- 0	CONFERENCE	2- 0	5- 0	3- 0				
3- 0	0- 0	0- 0	HOME	1- 0	2- 0	2- 0				
4- 0	0- 0	0- 0	AWAY	1- 0	3- 0	1- 0				
0- 0	0- 0	0- 0	NEUTRAL	0- 0	0- 0	0- 0				

RPI 1-25				RPI 26-50				RPI 51-100 Team's RPI: 52				RPI 101+			
RPI	S	Opponent	Score	RPI	S	Opponent	Score	RPI	S	Opponent	Score	RPI	S	Opponent	Score
1	N	UConn	52 104	32	A	Virginia	74 63	66	H	Toledo	73 54	132	A	ETSU	77 81
				37	H	Central Mich.	64 61	97	H	George Mason	71 64	143	H	Saint Francis (PA)	87 68
								100	A	George Washington	54 53	146	A	Davidson	79 54
												147	A	Pittsburgh	66 53
												168	A	Charlotte	72 75
												169	A	Saint Joseph's	61 42
												213	H	La Salle	78 50
												224	H	Akron	66 60
												229	N	N. C. A&T	73 60
												297	H	Massachusetts	60 57
												309	A	VCU	70 51
												314	H	Central Conn. St.	83 58
												342	H	Iona	80 59
												344	A	Winthrop	81 54
-----															
LAST 12 Division I GAMES:															
169	A	Saint Joseph's	61 42	297	H	Massachusetts	60 57	1	N	UConn	52 104				
97	H	George Mason	71 64	37	H	Central Mich.	64 61								
213	H	La Salle	78 50	224	H	Akron	66 60								
100	A	George Washington	54 53	66	H	Toledo	73 54								
309	A	VCU	70 51	314	H	Central Conn. St.	83 58								
146	A	Davidson	79 54												

Non-Div I Games:

Duquesne

Average RPI Win:	231	WON-LOST	WINNING	LAST 10	STRENGTH OF	OPP. STRENGTH	TEAM	ADJ.	CONF.	ADJ CONF.
Average RPI Loss:	68	RECORD	PCT. RANK	GAMES	SCHEDULE	OF SCHEDULE	RPI	RPI	RPI	RPI
DIV. I ONLY	11- 9	146	5- 4	148	99	132	132	17	17	
DIV. I NON-CONF.	6- 8	209	1- 4	151	43	162	162	17	17	
-----										
TOTALS	RPI 1-25	RPI 26-50	W-L RECORDS	RPI 51-100	RPI 101-999	RPI 201+				
11- 9	0- 3	0- 2	OVERALL	2- 3	9- 1	7- 1				
6- 3	0- 0	0- 1	HOME	2- 1	4- 1	3- 1				
5- 3	0- 2	0- 1	AWAY	0- 0	5- 0	4- 0				
0- 3	0- 1	0- 0	NEUTRAL	0- 2	0- 0	0- 0				
6- 8	0- 3	0- 2	NON-CONFERENCE	1- 2	5- 1	4- 1				
3- 2	0- 0	0- 1	HOME	1- 0	2- 1	1- 1				
3- 3	0- 2	0- 1	AWAY	0- 0	3- 0	3- 0				
0- 3	0- 1	0- 0	NEUTRAL	0- 2	0- 0	0- 0				
5- 1	0- 0	0- 0	CONFERENCE	1- 1	4- 0	3- 0				
3- 1	0- 0	0- 0	HOME	1- 1	2- 0	2- 0				
2- 0	0- 0	0- 0	AWAY	0- 0	2- 0	1- 0				
0- 0	0- 0	0- 0	NEUTRAL	0- 0	0- 0	0- 0				

RPI 1-25				RPI 26-50				RPI 51-100				RPI 101+ Team's RPI: 132			
RPI	S	Opponent	Score	RPI	S	Opponent	Score	RPI	S	Opponent	Score	RPI	S	Opponent	Score
2	N	Notre Dame	46 77	40	H	Michigan St.	74 83	52	H	Duquesne	81 77	139	H	Cincinnati	87 77
9	A	Tennessee	49 87	45	A	Houston	69 88	69	N	Washington St.	76 80	165	A	Furman	69 57
17	A	NC State	58 70					72	H	Mercer	65 85	236	H	UNCG	60 52
								93	N	Western Mich.	79 87	269	H	Northern Ky.	45 57
								94	H	Chattanooga	65 58	283	A	Appalachian St.	70 57
												288	A	Wofford	61 58
												301	A	Murray St.	96 68
												308	H	Western Caro.	66 50
												329	H	Tennessee Tech	74 55
												344	A	Winthrop	74 63
-----															
LAST 12 Division I GAMES:															
72	H	Mercer	65 85	269	H	Northern Ky.	45 57	40	H	Michigan St.	74 83	17	A	NC State	58 70
288	A	Wofford	61 58	45	A	Houston	69 88	344	A	Winthrop	74 63	301	A	Murray St.	96 68
165	A	Furman	69 57												
94	H	Chattanooga	65 58												
236	H	UNCG	60 52												
308	H	Western Caro.	66 50												

Non-Div I Games: North Greenville 90 67

ETSU

Average RPI Win:	238	WON-LOST	WINNING	LAST 10	STRENGTH OF	OPP. STRENGTH	TEAM	ADJ.	CONF.	ADJ CONF.
Average RPI Loss:	158	RECORD	PCT. RANK	GAMES	SCHEDULE	OF SCHEDULE	RPI	RPI	RPI	RPI
DIV. I ONLY	10- 10	173	4- 6	273	168	244	244	8	8	
DIV. I NON-CONF.	8- 5	111	4- 1	331	327	264	264	7	7	
-----										
TOTALS	RPI 1-25	RPI 26-50	W-L RECORDS	RPI 51-100	RPI 101-999	RPI 201+				
10- 10	0- 1	1- 0	OVERALL	0- 0	9- 9	6- 3				
8- 4	0- 1	1- 0	HOME	0- 0	7- 3	4- 1				
1- 4	0- 0	0- 0	AWAY	0- 0	1- 1	1- 0				
1- 2	0- 0	0- 0	NEUTRAL	0- 0	1- 2	1- 0				
8- 5	0- 0	0- 0	NON-CONFERENCE	0- 0	8- 5	6- 2				
6- 2	0- 0	0- 0	HOME	0- 0	6- 2	4- 1				
1- 1	0- 0	0- 0	AWAY	0- 0	1- 1	1- 1				
1- 2	0- 0	0- 0	NEUTRAL	0- 0	1- 2	1- 0				
2- 5	0- 1	1- 0	CONFERENCE	0- 0	1- 4	0- 1				
2- 2	0- 1	1- 0	HOME	0- 0	1- 1	0- 0				
0- 3	0- 0	0- 0	AWAY	0- 0	0- 3	0- 1				
0- 0	0- 0	0- 0	NEUTRAL	0- 0	0- 0	0- 0				

RPI 1-25				RPI 26-50				RPI 51-100				RPI 101+ Team's RPI: 244			
RPI	S	Opponent	Score	RPI	S	Opponent	Score	RPI	S	Opponent	Score	RPI	S	Opponent	Score
1	H	UConn	35 96	45	H	Houston	80 78					107	A	Tulane	58 64
												128	N	UTEP	79 93
												139	H	Cincinnati	54 66
												145	H	William & Mary	65 71
												153	H	Tulsa	73 67
												163	A	Memphis	36 72
												168	H	Charlotte	58 55
												171	N	Jacksonville St.	73 82
												198	H	Norfolk St.	51 46
												219	A	SMU	51 65
												230	H	Richmond	64 65
												253	A	Kennesaw St.	66 56
												267	N	Rider	66 63
												278	A	UNCW	62 66
												305	H	USC Upstate	66 53
												310	H	UMES	64 54
												334	H	N.C. Central	73 61
												345	H	Savannah St.	103 37
-----															
LAST 12 Division I GAMES:															
107	A	Tulane	58 64	139	H	Cincinnati	54 66								
45	H	Houston	80 78	310	H	UMES	64 54								
219	A	SMU	51 65	345	H	Savannah St.	103 37								
153	H	Tulsa	73 67	128	N	UTEP	79 93								
163	A	Memphis	36 72	334	H	N.C. Central	73 61								
1	H	UConn	35 96	253	A	Kennesaw St.	66 56								

Non-Div I Games:

East Carolina

■ Loss, 
 ■ Non-Conf, 
 ■ Site, 
 ■ Home 
 ■ Away 
 N Neutral

Average RPI Win:	345	WON-LOST	WINNING	LAST 10	STRENGTH OF	OPP. STRENGTH	TEAM	ADJ.	CONF.	ADJ CONF.
Average RPI Loss:	192	RECORD	PCT. RANK	GAMES	SCHEDULE	OF SCHEDULE	RPI	RPI	RPI	RPI
DIV. I ONLY	2- 18	337	1- 9	243	336	337	337	25	25	
DIV. I NON-CONF.	1- 10	327	0- 3	277	305	342	342	27	27	
-----										
TOTALS	RPI 1-25	RPI 26-50	W-L RECORDS	RPI 51-100	RPI 101-999	RPI 201+				
2- 18	0- 0	0- 0	OVERALL	0- 3	2- 15	2- 9				
2- 7	0- 0	0- 0	HOME	0- 1	2- 6	2- 4				
0- 10	0- 0	0- 0	AWAY	0- 1	0- 9	0- 5				
0- 1	0- 0	0- 0	NEUTRAL	0- 1	0- 0	0- 0				
1- 10	0- 0	0- 0	NON-CONFERENCE	0- 1	1- 9	1- 4				
1- 4	0- 0	0- 0	HOME	0- 0	1- 4	1- 3				
0- 5	0- 0	0- 0	AWAY	0- 0	0- 5	0- 1				
0- 1	0- 0	0- 0	NEUTRAL	0- 1	0- 0	0- 0				
1- 8	0- 0	0- 0	CONFERENCE	0- 2	1- 6	1- 5				
1- 3	0- 0	0- 0	HOME	0- 1	1- 2	1- 1				
0- 5	0- 0	0- 0	AWAY	0- 1	0- 4	0- 4				
0- 0	0- 0	0- 0	NEUTRAL	0- 0	0- 0	0- 0				

RPI 1-25				RPI 26-50				RPI 51-100				RPI 101+ Team's RPI: 337			
RPI	S	Opponent	Score	RPI	S	Opponent	Score	RPI	S	Opponent	Score	RPI	S	Opponent	Score
								81	A	Bel mont	37 59	102	A	Wright St.	46 81
								81	H	Bel mont	58 86	119	A	Cleveland St.	69 77
								98	N	Del aware	37 66	144	H	Northern Ill.	64 93
												169	A	Saint Joseph's	62 80
												181	A	Northwestern	40 74
												197	H	Southeast Mo. St.	54 77
												216	H	Bradley	52 67
												221	H	North Texas	61 63
												225	A	Morehead St.	81 89
												226	H	UT Martin	44 72
												232	A	Austin Peay	59 69
												265	H	Valparaiso	67 76
												286	A	Eastern Ky.	51 67
												301	A	Murray St.	61 72
												306	A	Fort Wayne	77 93
												343	H	Tennessee St.	66 59
												346	H	Evansville	79 52
-----															
LAST 12 Division I GAMES:															
				81	A	Belmont	37 59	225	A	Morehead St.	81 89				
				197	H	Southeast Mo. St.	54 77	232	A	Austin Peay	59 69				
				226	H	UT Martin	44 72	301	A	Murray St.	61 72				
				81	H	Belmont	58 86	181	A	Northwestern	40 74				
				343	H	Tennessee St.	66 59	221	H	North Texas	61 63				
				286	A	Eastern Ky.	51 67	265	H	Valparaiso	67 76				

Non-Div I Games:

Eastern Ill.

Average RPI Win:	285	WON-LOST	WINNING	LAST 10	STRENGTH OF	OPP. STRENGTH	TEAM	ADJ.	CONF.	ADJ CONF.
Average RPI Loss:	159	RECORD	PCT. RANK	GAMES	SCHEDULE	OF SCHEDULE	RPI	RPI	RPI	RPI
DIV. I ONLY	6- 11	255	4- 5	325	154	286	286	25	25	
DIV. I NON-CONF.	2- 6	280	0- 2	281	63	281	281	27	27	
-----										
TOTALS	RPI 1-25	RPI 26-50	W-L RECORDS	RPI 51-100	RPI 101-999	RPI 201+				
6- 11	0- 0	0- 0	OVERALL	0- 2	6- 9	5- 3				
4- 3	0- 0	0- 0	HOME	0- 1	4- 2	3- 0				
2- 8	0- 0	0- 0	AWAY	0- 1	2- 7	2- 3				
0- 0	0- 0	0- 0	NEUTRAL	0- 0	0- 0	0- 0				
2- 6	0- 0	0- 0	NON-CONFERENCE	0- 2	2- 4	2- 1				
1- 2	0- 0	0- 0	HOME	0- 1	1- 1	1- 0				
1- 4	0- 0	0- 0	AWAY	0- 1	1- 3	1- 1				
0- 0	0- 0	0- 0	NEUTRAL	0- 0	0- 0	0- 0				
4- 5	0- 0	0- 0	CONFERENCE	0- 0	4- 5	3- 2				
3- 1	0- 0	0- 0	HOME	0- 0	3- 1	2- 0				
1- 4	0- 0	0- 0	AWAY	0- 0	1- 4	1- 2				
0- 0	0- 0	0- 0	NEUTRAL	0- 0	0- 0	0- 0				

RPI 1-25				RPI 26-50				RPI 51-100				RPI 101+ Team's RPI: 286					
RPI	S	Opponent	Score	RPI	S	Opponent	Score	RPI	S	Opponent	Score	RPI	S	Opponent	Score		
								76	H	Ohio	57	69	108	H	Kent St.	57	65
								97	A	George Mason	41	64	126	A	Bowling Green	60	77
												139	A	Cincinnati	53	64	
												152	H	SIUE	60	62	
												171	A	Jacksonville St.	51	65	
												171	H	Jacksonville St.	48	44	
												197	A	Southeast Mo. St.	55	69	
												224	A	Akron	45	62	
												226	A	UT Martin	49	77	
												232	A	Austin Peay	45	59	
												236	H	UNCG	70	59	
												308	A	Western Caro.	62	59	
												329	A	Tennessee Tech	76	68	
												329	H	Tennessee Tech	55	53	
												337	H	Eastern Ill.	67	51	
LAST 12 Division I GAMES:																	
232	A	Austin Peay	45	59	152	H	SIUE	60	62	329	A	Tennessee Tech	76	68			
171	H	Jacksonville St.	48	44	171	A	Jacksonville St.	51	65	97	A	George Mason	41	64			
329	H	Tennessee Tech	55	53	97	H	Kent St.	57	65	108	H	Kent St.	57	65			
197	A	Southeast Mo. St.	55	69	76	H	Ohio	57	69								
226	A	UT Martin	49	77													
337	H	Eastern Ill.	67	51													

Non-Div I Games: Ohio Christian 69 45

Eastern Ky.

Average RPI Win: 189

Average RPI Loss: 168

WON-LOST  
RECORDWINNING  
PCT. RANKLAST 10  
GAMESSTRENGTH OF  
SCHEDULEOPP. STRENGTH  
OF SCHEDULETEAM  
RPIADJ.  
RPICONF.  
RPIADJ CONF.  
RPIDIV. I ONLY  
DIV. I NON-CONF.8- 10  
3- 7208  
2547- 3  
2- 2246  
330185  
325214  
310214  
3107  
87  
8

TOTALS

RPI 1-25

RPI 26-50

W-L RECORDS

RPI 51-100

RPI 101-999

RPI 201+

8- 10

0- 0

0- 1

OVERALL

2- 0

6- 9

3- 3

4- 2

0- 0

0- 0

HOME

2- 0

2- 2

2- 0

4- 7

0- 0

0- 1

AWAY

0- 0

4- 6

1- 3

0- 1

0- 0

0- 0

NEUTRAL

0- 0

0- 1

0- 0

3- 7

0- 0

0- 1

NON-CONFERENCE

0- 0

3- 6

3- 3

2- 0

0- 0

0- 0

HOME

0- 0

2- 0

2- 0

1- 6

0- 0

0- 1

AWAY

0- 0

1- 5

1- 3

0- 1

0- 0

0- 0

NEUTRAL

0- 0

0- 1

0- 0

5- 3

0- 0

0- 0

CONFERENCE

2- 0

3- 3

0- 0

2- 2

0- 0

0- 0

HOME

2- 0

0- 2

0- 0

3- 1

0- 0

0- 0

AWAY

0- 0

3- 1

0- 0

0- 0

0- 0

0- 0

NEUTRAL

0- 0

0- 0

0- 0

RPI 1-25

RPI 26-50

RPI 51-100

RPI 101+

Team's RPI: 214

RPI S Opponent Score

RPI S Opponent Score

RPI S Opponent Score

RPI S Opponent Score

44 A Minnesota 56 80

66 H Toledo 70 57

93 H Western Mi ch. 69 67

108 A Kent St. 69 76

108 H Kent St. 60 67

115 A Miami (OH) 74 59

115 H Miami (OH) 69 73

119 A Cleveland St. 65 77

126 A Bowling Green 54 52

144 A Northern Ill. 83 76

167 A Loyola Marymount 64 73

201 N Denver 54 60

235 A St. Bonaventure 51 70

251 A Illinois St. 56 65

284 A Detroit Mercy 78 76

327 A Ill. -Chi cago 70 73

335 H Florida A&amp;M 83 61

348 H Longwood 73 44

LAST 12 Division I GAMES:

115 H Miami (OH) 69 73

144 A Northern Ill. 83 76

93 H Western Mi ch. 69 67

115 A Miami (OH) 74 59

108 A Kent St. 69 76

66 H Toledo 70 57

126 A Bowling Green 54 52

108 H Kent St. 60 67

348 H Longwood 73 44

284 A Detroit Mercy 78 76

251 A Illinois St. 56 65

327 A Ill. -Chi cago 70 73

Eastern Mich.

Average RPI	Win:	246	WON-LOST	WINNING	LAST 10	STRENGTH OF	OPP. STRENGTH	TEAM	ADJ.	CONF.	ADJ CONF.
Average RPI	Loss:	96	RECORD	PCT. RANK	GAMES	SCHEDULE	OF SCHEDULE	RPI	RPI	RPI	RPI
DIV. I ONLY	9- 10	193	6- 4	225	109	212	212	19	19		
DIV. I NON-CONF.	4- 7	226	2- 2	110	119	192	192	14	14		
-----											
TOTALS	RPI 1-25	RPI 26-50	W-L RECORDS	RPI 51-100	RPI 101-999	RPI 201+					
9- 10	0- 1	0- 1	OVERALL	0- 3	9- 5	6- 0					
6- 3	0- 0	0- 0	HOME	0- 1	6- 2	3- 0					
2- 6	0- 1	0- 1	AWAY	0- 1	2- 3	2- 0					
1- 1	0- 0	0- 0	NEUTRAL	0- 1	1- 0	1- 0					
4- 7	0- 1	0- 1	NON-CONFERENCE	0- 2	4- 3	3- 0					
2- 2	0- 0	0- 0	HOME	0- 0	2- 2	1- 0					
1- 4	0- 1	0- 1	AWAY	0- 1	1- 1	1- 0					
1- 1	0- 0	0- 0	NEUTRAL	0- 1	1- 0	1- 0					
5- 3	0- 0	0- 0	CONFERENCE	0- 1	5- 2	3- 0					
4- 1	0- 0	0- 0	HOME	0- 1	4- 0	2- 0					
1- 2	0- 0	0- 0	AWAY	0- 0	1- 2	1- 0					
0- 0	0- 0	0- 0	NEUTRAL	0- 0	0- 0	0- 0					

RPI 1-25				RPI 26-50				RPI 51-100				RPI 101+				Team's RPI: 212
RPI	S	Opponent	Score	RPI	S	Opponent	Score	RPI	S	Opponent	Score	RPI	S	Opponent	Score	
6	A	Oregon	40 81	46	A	Purdue	40 65	53	H	Northern Colo.	65 70	111	H	BYU	69 73	
								65	A	Gonzaga	45 69	131	A	North Dakota	79 81	
								71	N	Saint Mary's (CA)	56 76	131	H	North Dakota	74 70	
												137	A	Portland St.	60 75	
												150	A	Fresno St.	56 81	
												172	H	Cal Poly	75 72	
												174	H	Idaho	71 64	
												186	H	Boise St.	57 61	
												226	N	UT Martin	61 58	
												268	A	Sacramento St.	83 72	
												300	H	Utah Valley	61 41	
												307	H	Southern Utah	58 41	
												315	A	Air Force	65 63	
												325	H	Northern Ariz.	82 62	
-----																
LAST 12 Division I GAMES:																
131	A	North Dakota	79 81	131	H	North Dakota	74 70	53	H	Northern Colo.	65 70	226	N	UT Martin	61 58	
307	H	Southern Utah	58 41	71	N	Saint Mary's (CA)	56 76	46	A	Purdue	40 65	172	H	Cal Poly	75 72	
325	H	Northern Ariz.	82 62													
174	H	Idaho	71 64													
268	A	Sacramento St.	83 72													
137	A	Portland St.	60 75													

Non-Div I Games: Multnomah 88 42

Eastern Wash.

Average RPI Win:	201	WON-LOST	WINNING	LAST 10	STRENGTH OF	OPP. STRENGTH	TEAM	ADJ.	CONF.	ADJ CONF.
Average RPI Loss:	80	RECORD	PCT. RANK	GAMES	SCHEDULE	OF SCHEDULE	RPI	RPI	RPI	RPI
DIV. I ONLY	11- 6	96	6- 4	116	148	80	80	10	10	
DIV. I NON-CONF.	7- 3	74	2- 2	171	80	61	61	13	13	
<hr/>										
TOTALS	RPI 1-25	RPI 26-50	W-L RECORDS	RPI 51-100	RPI 101-999	RPI 201+				
11- 6	0- 2	0- 0	OVERALL	3- 2	8- 2	5- 0				
7- 0	0- 0	0- 0	HOME	1- 0	6- 0	4- 0				
3- 5	0- 0	0- 0	AWAY	1- 0	2- 0	1- 0				
1- 1	0- 1	0- 0	NEUTRAL	1- 0	0- 0	0- 0				
7- 3	0- 2	0- 0	NON-CONFERENCE	2- 0	5- 1	3- 0				
3- 0	0- 0	0- 0	HOME	0- 0	3- 0	2- 0				
3- 2	0- 1	0- 0	AWAY	1- 0	2- 1	1- 0				
1- 1	0- 1	0- 0	NEUTRAL	1- 0	0- 0	0- 0				
4- 3	0- 0	0- 0	CONFERENCE	1- 2	3- 1	2- 0				
4- 0	0- 0	0- 0	HOME	1- 0	3- 0	2- 0				
0- 3	0- 0	0- 0	AWAY	0- 2	0- 1	0- 0				
0- 0	0- 0	0- 0	NEUTRAL	0- 0	0- 0	0- 0				

RPI 1-25				RPI 26-50				RPI 51-100				RPI 101+			
RPI	S	Opponent	Score	RPI	S	Opponent	Score	RPI	S	Opponent	Score	RPI	S	Opponent	Score
17	A	NC State	57 70					51	A	UCF	71 57	106	A	Wake Forest	51 53
25	N	Iowa	61 74					84	N	Alabama	60 55	145	A	William & Mary	75 81
								87	A	James Madison	67 70	146	A	Davidson	75 58
								98	A	Delaware	66 80	187	H	Hampton	82 59
								98	H	Delaware	64 51	193	H	Northeastern	78 71
												229	A	N. C. A&T	90 59
												270	H	Towson	84 61
												278	H	UNCW	75 67
												334	H	N. C. Central	78 50
												344	H	Winthrop	98 37
<hr/>															
LAST 12 Division I GAMES:															
				98	H	Delaware	64 51	278	H	UNCW	75 67				
				270	H	Towson	84 61	334	H	N. C. Central	78 50				
				145	A	William & Mary	75 81	17	A	NC State	57 70				
				87	A	James Madison	67 70	146	A	Davidson	75 58				
				193	H	Northeastern	78 71	106	A	Wake Forest	51 53				
				98	A	Delaware	66 80	25	N	Iowa	61 74				

Non-Div I Games: Coker

106 54

E l o n



Average RPI Win:	301	WON-LOST	WINNING	LAST 10	STRENGTH OF	OPP. STRENGTH	TEAM	ADJ.	CONF.	ADJ CONF.
Average RPI Loss:	207	RECORD	PCT. RANK	GAMES	SCHEDULE	OF SCHEDULE	RPI	RPI	RPI	RPI
DIV. I ONLY	1- 15	340	0- 9	285	315	346	346	24	24	
DIV. I NON-CONF.	1- 8	313	0- 4	302	346	345	345	21	21	
-----										
TOTALS	RPI 1-25	RPI 26-50	W-L RECORDS	RPI 51-100	RPI 101-999	RPI 201+				
1- 15	0- 0	0- 0	OVERALL	0- 1	1- 14	1- 8				
1- 5	0- 0	0- 0	HOME	0- 0	1- 5	1- 3				
0- 10	0- 0	0- 0	AWAY	0- 0	0- 2	0- 0				
0- 0	0- 0	0- 0	NEUTRAL	0- 0	0- 0	0- 0				
1- 8	0- 0	0- 0	NON-CONFERENCE	0- 1	1- 7	1- 5				
1- 1	0- 0	0- 0	HOME	0- 0	1- 1	1- 1				
0- 7	0- 0	0- 0	AWAY	0- 1	0- 6	0- 4				
0- 0	0- 0	0- 0	NEUTRAL	0- 0	0- 0	0- 0				
0- 7	0- 0	0- 0	CONFERENCE	0- 0	0- 7	0- 3				
0- 4	0- 0	0- 0	HOME	0- 0	0- 4	0- 2				
0- 3	0- 0	0- 0	AWAY	0- 0	0- 3	0- 1				
0- 0	0- 0	0- 0	NEUTRAL	0- 0	0- 0	0- 0				

RPI 1-25				RPI 26-50				RPI 51-100				RPI 101+ Team's RPI: 346					
RPI	S	Opponent	Score	RPI	S	Opponent	Score	RPI	S	Opponent	Score	RPI	S	Opponent	Score		
								57	A	Western Ky.	54	92	105	A	Kentucky	62	100
												116	A	Drake	66	107	
												120	H	Missouri St.	65	95	
												162	H	Southern Ill.	62	74	
												188	A	UNI	41	65	
												197	A	Southeast Mo. St.	65	74	
												216	H	Bradley	59	117	
												225	H	Morehead St.	75	82	
												232	A	Austin Peay	73	82	
												251	H	Illinois St.	43	67	
												281	A	Indiana St.	48	56	
												285	A	Alabama A&M	56	70	
												301	H	Murray St.	89	81	
												327	A	Ill. -Chicago	77	96	
												337	A	Eastern Ill.	52	79	
LAST 12 Division I GAMES:																	
216	H	Bradley	59	117	162	H	Southern Ill.	62	74	197	A	Southeast Mo. St.	65	74			
251	H	Illinois St.	43	67	327	A	Ill. -Chicago	77	96	225	H	Morehead St.	75	82			
116	A	Drake	66	107	232	A	Austin Peay	73	82	105	A	Kentucky	62	100			
188	A	UNI	41	65	251	H	Illinois St.	43	67	281	A	Indiana St.	48	56			
281	A	Indiana St.	48	56	285	A	Alabama A&M	56	70	301	H	Murray St.	89	81			
120	H	Missouri St.	65	95	327	A	Ill. -Chicago	77	96	337	A	Eastern Ill.	52	79			

Non-Div I Games: Oakland City 96 59 Westminster (MO) 79 53

Average RPI Win:	183	WON-LOST	WINNING	LAST 10	STRENGTH OF	OPP. STRENGTH	TEAM	ADJ.	CONF.	ADJ CONF.
Average RPI Loss:	61	RECORD	PCT. RANK	GAMES	SCHEDULE	OF SCHEDULE	RPI	RPI	RPI	RPI
DIV. I ONLY	16- 3	19	8- 1	139	105	39	39	22	22	
DIV. I NON-CONF.	11- 3	46	4- 1	47	46	19	19	22	22	
-----										
TOTALS	RPI 1-25	RPI 26-50	W-L RECORDS	RPI 51-100	RPI 101-999	RPI 201+				
16- 3	0- 1	2- 0	OVERALL	1- 2	13- 0	8- 0				
8- 0	0- 0	1- 0	HOME	1- 0	6- 0	2- 0				
6- 1	0- 0	0- 0	AWAY	0- 0	6- 0	6- 0				
2- 2	0- 1	1- 0	NEUTRAL	0- 1	1- 0	0- 0				
11- 3	0- 1	2- 0	NON-CONFERENCE	1- 2	8- 0	4- 0				
5- 0	0- 0	1- 0	HOME	1- 0	3- 0	0- 0				
4- 1	0- 0	0- 0	AWAY	0- 1	4- 0	4- 0				
2- 2	0- 1	1- 0	NEUTRAL	0- 1	1- 0	0- 0				
5- 0	0- 0	0- 0	CONFERENCE	0- 0	5- 0	4- 0				
3- 0	0- 0	0- 0	HOME	0- 0	3- 0	2- 0				
2- 0	0- 0	0- 0	AWAY	0- 0	2- 0	2- 0				
0- 0	0- 0	0- 0	NEUTRAL	0- 0	0- 0	0- 0				

RPI 1-25				RPI 26-50				Team's RPI: 39				RPI 51-100				RPI 101+			
RPI	S	Opponent	Score	RPI	S	Opponent	Score	RPI	S	Opponent	Score	RPI	S	Opponent	Score	RPI	S	Opponent	Score
7	N	Ohio St.	62 104	30	N	DePaul	89 84	81	N	Belmont	65 75	105	H	Kentucky	70 64				
				35	H	South Dakota St.	87 78	88	H	Harvard	65 56	108	N	Kent St.	80 62				
								94	A	Chattanooga	61 68	152	H	SIUE	66 49				
												164	H	Illinois	85 61				
												179	H	Stetson	80 40				
												203	A	Siena	63 50				
												220	A	Abilene Christian	94 55				
												224	A	Akron	82 63				
												252	A	Lipscomb	68 54				
												253	A	Kennesaw St.	78 57				
												274	A	FIU	88 52				
												305	H	USC Upstate	93 60				
												339	H	NJIT	90 66				
LAST 12 Division I GAMES:																			
252	A	Lipscomb	68 54	152	H	SIUE	66 49												
253	A	Kennesaw St.	78 57	88	H	Harvard	65 56												
305	H	USC Upstate	93 60	94	A	Chattanooga	61 68												
339	H	NJIT	90 66	105	H	Kentucky	70 64												
179	H	Stetson	80 40	220	A	Abilene Christian	94 55												
35	H	South Dakota St.	87 78	81	N	Belmont	65 75												

Non-Div I Games: Southeastern (FL) 76 66 Ave Maria 99 35 Fla. Memorial 82 43

FGCU

Average RPI Win:	264	WON-LOST	WINNING	LAST 10	STRENGTH OF	OPP. STRENGTH	TEAM	ADJ.	CONF.	ADJ CONF.
Average RPI Loss:	151	RECORD	PCT. RANK	GAMES	SCHEDULE	OF SCHEDULE	RPI	RPI	RPI	RPI
DIV. I ONLY	6- 13	271	4- 6	133	311	274	274	18	18	
DIV. I NON-CONF.	3- 10	285	1- 5	261	284	332	332	19	19	
-----										
TOTALS	RPI 1-25	RPI 26-50	W-L RECORDS	RPI 51-100	RPI 101-999	RPI 201+				
6- 13	0- 0	0- 2	OVERALL	0- 3	6- 8	4- 5				
6- 8	0- 0	0- 2	HOME	0- 1	6- 5	4- 3				
0- 5	0- 0	0- 0	AWAY	0- 2	0- 3	0- 2				
0- 0	0- 0	0- 0	NEUTRAL	0- 0	0- 0	0- 0				
3- 10	0- 0	0- 2	NON-CONFERENCE	0- 1	3- 7	3- 5				
3- 6	0- 0	0- 2	HOME	0- 0	3- 4	3- 3				
0- 4	0- 0	0- 0	AWAY	0- 1	0- 3	0- 2				
0- 0	0- 0	0- 0	NEUTRAL	0- 0	0- 0	0- 0				
3- 3	0- 0	0- 0	CONFERENCE	0- 2	3- 1	1- 0				
3- 2	0- 0	0- 0	HOME	0- 1	3- 1	1- 0				
0- 1	0- 0	0- 0	AWAY	0- 1	0- 0	0- 0				
0- 0	0- 0	0- 0	NEUTRAL	0- 0	0- 0	0- 0				

RPI 1-25				RPI 26-50				RPI 51-100				RPI 101+				Team's RPI: 274	
RPI	S	Opponent	Score	RPI	S	Opponent	Score	RPI	S	Opponent	Score	RPI	S	Opponent	Score		
				29	H	South Fla.	52 82	57	A	Western Ky.	47 101	112	H	Clemson	65 67		
				39	H	FGCU	52 88	67	A	Miami (FL)	69 77	122	H	Rice	68 58		
								91	H	UAB	61 71	128	H	UTEP	76 77		
												148	A	Georgetown	56 77		
												196	H	Louisiana Tech	57 54		
												202	H	Bethune-Cookman	59 77		
												243	A	Howard	62 69		
												271	H	North Dakota St.	68 71		
												285	H	Alabama A&M	51 58		
												291	A	Morgan St.	51 62		
												294	H	Vermont	80 70		
												315	H	Air Force	70 69		
												326	H	Marshall	67 54		
												332	H	Charleston So.	77 70		
LAST 12 Division I GAMES:																	
				91	H	UAB	61 71	294	H	Vermont	80 70						
				196	H	Louisiana Tech	57 54	112	H	Clemson	65 67						
				122	H	Rice	68 58	271	H	North Dakota St.	68 71						
				57	A	Western Ky.	47 101	29	H	South Fla.	52 82						
				326	H	Marshall	67 54	291	A	Morgan St.	51 62						
				128	H	UTEP	76 77	243	A	Howard	62 69						

Non-Div I Games:

FIU

Average RPI Win:	275	WON-LOST	WINNING	LAST 10	STRENGTH OF	OPP. STRENGTH	TEAM	ADJ.	CONF.	ADJ CONF.
Average RPI Loss:	173	RECORD	PCT. RANK	GAMES	SCHEDULE	OF SCHEDULE	RPI	RPI	RPI	RPI
DIV. I ONLY	7- 12	247	4- 6	288	279	277	277	27	27	
DIV. I NON-CONF.	3- 8	268	1- 3	280	258	292	292	26	26	
-----										
TOTALS	RPI 1-25	RPI 26-50	W-L RECORDS	RPI 51-100	RPI 101-999	RPI 201+				
7- 12	0- 0	0- 1	OVERALL	0- 2	7- 9	6- 4				
5- 3	0- 0	0- 1	HOME	0- 0	5- 2	5- 2				
2- 8	0- 0	0- 0	AWAY	0- 2	2- 6	1- 2				
0- 1	0- 0	0- 0	NEUTRAL	0- 0	0- 1	0- 0				
3- 8	0- 0	0- 1	NON-CONFERENCE	0- 1	3- 6	2- 2				
2- 2	0- 0	0- 1	HOME	0- 0	2- 1	2- 1				
1- 5	0- 0	0- 0	AWAY	0- 1	1- 4	0- 1				
0- 1	0- 0	0- 0	NEUTRAL	0- 0	0- 1	0- 0				
4- 4	0- 0	0- 0	CONFERENCE	0- 1	4- 3	4- 2				
3- 1	0- 0	0- 0	HOME	0- 0	3- 1	3- 1				
1- 3	0- 0	0- 0	AWAY	0- 1	1- 2	1- 1				
0- 0	0- 0	0- 0	NEUTRAL	0- 0	0- 0	0- 0				

RPI 1-25				RPI 26-50				RPI 51-100				RPI 101+ Team's RPI: 277			
RPI	S	Opponent	Score	RPI	S	Opponent	Score	RPI	S	Opponent	Score	RPI	S	Opponent	Score
				27	H	Villanova	44 73	55	A	Quinnipiac	45 77	145	A	William & Mary	47 57
								99	A	Seton Hall	61 80	161	N	New Hampshire	61 71
												177	A	Lehigh	53 56
												183	A	Boston College	66 58
												193	A	Northeastern	43 63
												200	A	Marist	63 71
												203	A	Siena	40 51
												206	H	Niagara	59 53
												230	H	Richmond	67 72
												263	H	Mt. St. Mary's	76 65
												267	H	Rider	45 61
												287	H	Monmouth	61 55
												299	A	Canisius	56 52
												321	A	Rhode Island	47 62
												338	H	Saint Peter's	62 41
												349	H	UMass Lowell	78 67
LAST 12 Division I GAMES:															
203	A	Siena	40 51	206	H	Niagara	59 53	299	A	Canisius	56 52				
55	A	Quinnipiac	45 77	99	A	Seton Hall	61 80	321	A	Rhode Island	47 62				
338	H	Saint Peter's	62 41	27	H	Villanova	44 73	183	A	Boston College	66 58				
200	A	Marist	63 71												
267	H	Rider	45 61												
287	H	Monmouth	61 55												

Non-Div I Games:

Fairfield

Average RPI Win:	301	WON-LOST	WINNING	LAST 10	STRENGTH OF	OPP. STRENGTH	TEAM	ADJ.	CONF.	ADJ CONF.
Average RPI Loss:	188	RECORD	PCT. RANK	GAMES	SCHEDULE	OF SCHEDULE	RPI	RPI	RPI	RPI
DIV. I ONLY	10- 7	122	5- 5	348	298	289	289	28	28	
DIV. I NON-CONF.	7- 3	74	3- 2	345	317	253	253	28	28	
-----										
TOTALS	RPI 1-25	RPI 26-50	W-L RECORDS	RPI 51-100	RPI 101-999	RPI 201+				
10- 7	0- 1	0- 0	OVERALL	0- 0	10- 6	9- 4				
7- 4	0- 0	0- 0	HOME	0- 0	7- 4	6- 2				
3- 3	0- 1	0- 0	AWAY	0- 0	3- 2	3- 2				
0- 0	0- 0	0- 0	NEUTRAL	0- 0	0- 0	0- 0				
7- 3	0- 1	0- 0	NON-CONFERENCE	0- 0	7- 2	6- 2				
5- 1	0- 0	0- 0	HOME	0- 0	5- 1	4- 1				
2- 2	0- 1	0- 0	AWAY	0- 0	2- 1	2- 1				
0- 0	0- 0	0- 0	NEUTRAL	0- 0	0- 0	0- 0				
3- 4	0- 0	0- 0	CONFERENCE	0- 0	3- 4	3- 2				
2- 3	0- 0	0- 0	HOME	0- 0	2- 3	2- 1				
1- 1	0- 0	0- 0	AWAY	0- 0	1- 1	1- 1				
0- 0	0- 0	0- 0	NEUTRAL	0- 0	0- 0	0- 0				

RPI	S	Opponent	Score	RPI	S	Opponent	Score	RPI	S	Opponent	Score	RPI	S	Opponent	Score	Team's RPI: 289
14	A	Rutgers	35 101									140	H	Robert Morris	68 77	
												143	H	Saint Francis (PA)	56 80	
												189	H	Army West Point	58 56	
												234	H	Stony Brook	51 56	
												243	A	Howard	65 68	
												258	H	Sacred Heart	69 59	
												263	A	Mt. St. Mary's	52 55	
												273	H	Colgate	61 51	
												280	H	Bryant	48 65	
												287	H	Monmouth	78 61	
												314	H	Central Conn. St.	78 49	
												316	A	Wagner	74 64	
												338	H	Saint Peter's	69 59	
												339	A	NJIT	74 70	
												348	A	Longwood	72 52	
												349	H	UMass Lowell	60 51	
LAST 12 Division I GAMES:																
258	H	Sacred Heart	69 59	140	H	Robert Morris	68 77									
314	H	Central Conn. St.	78 49	338	H	Saint Peter's	69 59									
280	H	Bryant	48 65	14	A	Rutgers	35 101									
263	A	Mt. St. Mary's	52 55	349	H	UMass Lowell	60 51									
316	A	Wagner	74 64	287	H	Monmouth	78 61									
143	H	Saint Francis (PA)	56 80	243	A	Howard	65 68									

Non-Div I Games: Rutgers-Newark 76 40

Fairleigh Dickinson

Average RPI Win:	262	WON-LOST	WINNING	LAST 10	STRENGTH OF	OPP. STRENGTH	TEAM	ADJ.	CONF.	ADJ CONF.
Average RPI Loss:	131	RECORD	PCT. RANK	GAMES	SCHEDULE	OF SCHEDULE	RPI	RPI	RPI	RPI
DIV. I ONLY	10- 7	122	7- 3	238	292	198	198	18	18	
DIV. I NON-CONF.	6- 5	153	4- 2	300	251	237	237	19	19	
-----										
TOTALS	RPI 1-25	RPI 26-50	W-L RECORDS	RPI 51-100	RPI 101-999	RPI 201+				
10- 7	0- 0	0- 0	OVERALL	0- 2	10- 5	8- 1				
7- 3	0- 0	0- 0	HOME	0- 1	7- 2	5- 1				
3- 3	0- 0	0- 0	AWAY	0- 1	3- 2	3- 0				
0- 1	0- 0	0- 0	NEUTRAL	0- 0	0- 1	0- 0				
6- 5	0- 0	0- 0	NON-CONFERENCE	0- 2	6- 3	6- 1				
4- 2	0- 0	0- 0	HOME	0- 1	4- 1	4- 1				
2- 2	0- 0	0- 0	AWAY	0- 1	2- 1	2- 0				
0- 1	0- 0	0- 0	NEUTRAL	0- 0	0- 1	0- 0				
4- 2	0- 0	0- 0	CONFERENCE	0- 0	4- 2	2- 0				
3- 1	0- 0	0- 0	HOME	0- 0	3- 1	1- 0				
1- 1	0- 0	0- 0	AWAY	0- 0	1- 1	1- 0				
0- 0	0- 0	0- 0	NEUTRAL	0- 0	0- 0	0- 0				

RPI 1-25				RPI 26-50				RPI 51-100				RPI 101+				Team's RPI: 198	
RPI	S	Opponent	Score	RPI	S	Opponent	Score	RPI	S	Opponent	Score	RPI	S	Opponent	Score		
								56	A	Nebraska	69	86	122	H	Ri ce	53	67
								72	H	Mercer	55	66	126	N	Bowling Green	55	66
													128	A	UTEP	70	75
													128	H	UTEP	72	66
													136	A	Colorado	69	76
													196	H	Loui si ana Tech	86	72
													242	H	North Flori da	83	75
													248	H	UMKC	65	55
													272	H	St. Francis Brooklyn	80	60
													275	H	Grand Canyon	73	77
													281	A	Indi ana St.	66	58
													303	H	Del aware St.	90	67
													312	A	UTSA	99	65
													313	A	Georgi a St.	82	50
													326	H	Marshall	79	59
LAST 12 Division I GAMES:																	
312	A	UTSA	99	65	248	H	UMKC	65	55	303	H	Del aware St.	90	67			
196	H	Loui si ana Tech	86	72	56	A	Nebraska	69	86	313	A	Georgi a St.	82	50			
128	A	UTEP	70	75	242	H	North Flori da	83	75								
122	H	Ri ce	53	67	275	H	Grand Canyon	73	77								
128	H	UTEP	72	66													
326	H	Marshall	79	59													

Non-Div I Games:

Fla. Atlantic

Average RPI	Win:	203	WON-LOST	WINNING	LAST 10	STRENGTH OF	OPP. STRENGTH	TEAM	ADJ.	CONF.	ADJ CONF.
Average RPI	Loss:	84	RECORD	PCT. RANK	GAMES	SCHEDULE	OF SCHEDULE	RPI	RPI	RPI	RPI
DIV. I ONLY		10- 11	190	4- 6	126	61	178	178	2	2	
DIV. I NON-CONF.		8- 5	111	3- 1	239	132	198	198	2	2	
-----											
TOTALS	RPI 1-25		RPI 26-50		W-L RECORDS		RPI 51-100		RPI 101-999		RPI 201+
10- 11	0- 3		1- 1		OVERALL		1- 2		8- 5		5- 0
6- 7	0- 2		0- 1		HOME		0- 2		6- 2		3- 0
2- 3	0- 1		1- 0		AWAY		1- 0		0- 2		0- 0
2- 1	0- 0		0- 0		NEUTRAL		0- 0		2- 1		2- 0
8- 5	0- 2		1- 0		NON-CONFERENCE		0- 1		7- 2		5- 0
5- 4	0- 2		0- 0		HOME		0- 1		5- 1		3- 0
1- 0	0- 0		1- 0		AWAY		0- 0		0- 0		0- 0
2- 1	0- 0		0- 0		NEUTRAL		0- 0		2- 1		2- 0
2- 6	0- 1		0- 1		CONFERENCE		1- 1		1- 3		0- 0
1- 3	0- 0		0- 1		HOME		0- 1		1- 1		0- 0
1- 3	0- 1		0- 0		AWAY		1- 0		0- 2		0- 0
0- 0	0- 0		0- 0		NEUTRAL		0- 0		0- 0		0- 0

RPI	S	Opponent	Score	RPI	S	Opponent	Score	RPI	S	Opponent	Score	RPI	S	Opponent	Score	Team's RPI: 178
3	A	Mississippi St.	53 90	36	A	Oklahoma	80 61	82	A	Arkansas	65 51	101	A	Ole Miss	75 78	
4	H	Florida St.	54 84	41	H	LSU	59 66	84	H	Alabama	54 63	101	H	Ole Miss	61 60	
7	H	Ohio St.	77 103					94	H	Chattanooga	60 65	105	H	Kentucky	53 56	
												109	A	Auburn	55 84	
												121	H	Jacksonville	69 59	
												169	H	Saint Joseph's	71 51	
												179	N	Stetson	71 85	
												194	H	Arkansas St.	69 70	
												230	N	Richmond	87 80	
												303	H	Delaware St.	85 51	
												313	H	Georgia St.	82 66	
												326	H	Marshall	74 69	
												345	N	Savannah St.	90 40	
-----																
LAST 12 Division I GAMES:																
3	A	Mississippi St.	53 90	84	H	Alabama	54 63	109	A	Auburn	55 84					
101	H	Ole Miss	61 60	303	H	Delaware St.	85 51									
82	A	Arkansas	65 51	169	H	Saint Joseph's	71 51									
41	H	LSU	59 66	94	H	Chattanooga	60 65									
105	H	Kentucky	53 56	326	H	Marshall	74 69									
101	A	Ole Miss	75 78													

Non-Div I Games:

Florida

Average RPI Win:	285	WON-LOST	WINNING	LAST 10	STRENGTH OF	OPP. STRENGTH	TEAM	ADJ.	CONF.	ADJ CONF.
Average RPI Loss:	214	RECORD	PCT. RANK	GAMES	SCHEDULE	OF SCHEDULE	RPI	RPI	RPI	RPI
DIV. I ONLY	3- 14	308	2- 7	334	229	335	335	31	31	
DIV. I NON-CONF.	1- 11	331	1- 5	324	189	340	340	31	31	
-----										
TOTALS	RPI 1-25	RPI 26-50	W-L RECORDS	RPI 51-100	RPI 101-999	RPI 201+				
3- 14	0- 0	0- 0	OVERALL	0- 2	3- 12	3- 10				
2- 2	0- 0	0- 0	HOME	0- 0	2- 2	2- 2				
1- 11	0- 0	0- 0	AWAY	0- 2	1- 9	1- 7				
0- 1	0- 0	0- 0	NEUTRAL	0- 0	0- 1	0- 1				
1- 11	0- 0	0- 0	NON-CONFERENCE	0- 2	1- 9	1- 7				
0- 2	0- 0	0- 0	HOME	0- 0	0- 2	0- 2				
1- 8	0- 0	0- 0	AWAY	0- 2	1- 6	1- 4				
0- 1	0- 0	0- 0	NEUTRAL	0- 0	0- 1	0- 1				
2- 3	0- 0	0- 0	CONFERENCE	0- 0	2- 3	2- 3				
2- 0	0- 0	0- 0	HOME	0- 0	2- 0	2- 0				
0- 3	0- 0	0- 0	AWAY	0- 0	0- 3	0- 3				
0- 0	0- 0	0- 0	NEUTRAL	0- 0	0- 0	0- 0				

RPI 1-25				RPI 26-50				RPI 51-100				RPI 101+ Team's RPI: 335					
RPI	S	Opponent	Score	RPI	S	Opponent	Score	RPI	S	Opponent	Score	RPI	S	Opponent	Score		
								74	A	Kansas St.	57	81	115	A	Miami (OH)	33	73
								84	A	Alabama	55	91	160	A	Xavier	52	70
													202	A	Bethune-Cookman	42	44
													214	A	Eastern Mich.	61	83
													231	A	Texas Tech	63	82
													239	A	Omaha	73	78
													242	H	North Florida	68	77
													243	H	Howard	74	59
													258	H	Sacred Heart	68	73
													266	N	A&M-Corpus Christi	55	58
													291	A	Morgan St.	56	61
													303	H	Delaware St.	59	54
													304	A	Coppin St.	56	62
													308	A	Western Caro.	80	63
													318	A	UTRGV	38	51
-----																	
LAST 12 Division I GAMES:																	
303	H	Delaware St.	59	54	160	A	Xavier	52	70	115	A	Miami (OH)	33	73			
202	A	Bethune-Cookman	42	44	242	H	North Florida	68	77	308	A	Western Caro.	80	63			
304	A	Coppin St.	56	62	266	N	A&M-Corpus Christi	55	58	318	A	UTRGV	38	51			
291	A	Morgan St.	56	61													
243	H	Howard	74	59													
84	A	Alabama	55	91													

Non-Div I Games: Lynn 74 37

Florida A&amp;M



Average RPI Win:	123	WON-LOST	WINNING	LAST 10	STRENGTH OF	OPP. STRENGTH	TEAM	ADJ.	CONF.	ADJ CONF.
Average RPI Loss:	19	RECORD	PCT. RANK	GAMES	SCHEDULE	OF SCHEDULE	RPI	RPI	RPI	RPI
DIV. I ONLY	18- 2	7	8- 2	19	45	4	4	1	1	
DIV. I NON-CONF.	12- 1	6	4- 1	51	68	8	8	1	1	
-----										
TOTALS	RPI 1-25	RPI 26-50	W-L RECORDS	RPI 51-100	RPI 101-999	RPI 201+				
18- 2	2- 1	2- 1	OVERALL	4- 0	10- 0	3- 0				
9- 0	0- 0	1- 0	HOME	3- 0	5- 0	2- 0				
9- 2	2- 1	1- 1	AWAY	1- 0	5- 0	1- 0				
0- 0	0- 0	0- 0	NEUTRAL	0- 0	0- 0	0- 0				
12- 1	1- 1	2- 0	NON-CONFERENCE	1- 0	8- 0	3- 0				
6- 0	0- 0	1- 0	HOME	0- 0	5- 0	2- 0				
6- 1	1- 1	1- 0	AWAY	1- 0	3- 0	1- 0				
0- 0	0- 0	0- 0	NEUTRAL	0- 0	0- 0	0- 0				
6- 1	1- 0	0- 1	CONFERENCE	3- 0	2- 0	0- 0				
3- 0	0- 0	0- 0	HOME	3- 0	0- 0	0- 0				
3- 1	1- 0	0- 1	AWAY	0- 0	2- 0	0- 0				
0- 0	0- 0	0- 0	NEUTRAL	0- 0	0- 0	0- 0				

RPI	S	Opponent	Score	RPI	S	Opponent	Score	RPI	S	Opponent	Score	RPI	S	Opponent	Score
5	A	Louisville	50 49	26	A	Syracuse	69 76	60	H	Virginia Tech	107 62	106	A	Wake Forest	81 79
11	A	Texas	72 87	31	H	Arizona St.	77 66	67	H	Miami (FL)	105 67	112	A	Clemson	69 47
25	A	Iowa	94 93	50	A	Creighton	92 82	86	H	North Carolina	103 65	121	H	Jacksonville	82 50
								87	A	James Madison	79 63	171	A	Jacksonville St.	75 51
												178	A	Florida	84 54
												179	H	Stetson	84 39
												182	H	Samford	87 62
												242	H	North Florida	109 51
												255	A	Grambling	96 53
												258	H	Sacred Heart	101 52
-----															
LAST 12 Division I GAMES:															
5	A	Louisville	50 49	86	H	North Carolina	103 65	121	H	Jacksonville	82 50				
106	A	Wake Forest	81 79	50	A	Creighton	92 82	11	A	Texas	72 87				
60	H	Virginia Tech	107 62	31	H	Arizona St.	77 66								
67	H	Miami (FL)	105 67	69	A	Syracuse	69 76								
26	A	Syracuse	69 76	112	A	Clemson	69 47	179	H	Stetson	84 39				

Non-Div I Games:

Florida St.

Average RPI Win:	183	WON-LOST	WINNING	LAST 10	STRENGTH OF	OPP. STRENGTH	TEAM	ADJ.	CONF.	ADJ CONF.
Average RPI Loss:	80	RECORD	PCT. RANK	GAMES	SCHEDULE	OF SCHEDULE	RPI	RPI	RPI	RPI
DIV. I ONLY	16- 5	39	9- 1	160	90	77	77	13	13	
DIV. I NON-CONF.	9- 4	82	3- 1	121	44	64	64	11	11	
-----										
TOTALS	RPI 1-25	RPI 26-50	W-L RECORDS	RPI 51-100	RPI 101-999	RPI 201+				
16- 5	0- 1	1- 0	OVERALL	3- 3	12- 1	7- 0				
11- 2	0- 1	0- 0	HOME	3- 1	8- 0	3- 0				
5- 3	0- 0	1- 0	AWAY	0- 2	4- 1	4- 0				
0- 0	0- 0	0- 0	NEUTRAL	0- 0	0- 0	0- 0				
9- 4	0- 1	1- 0	NON-CONFERENCE	2- 2	6- 1	3- 0				
7- 1	0- 1	0- 0	HOME	2- 0	5- 0	2- 0				
2- 3	0- 0	1- 0	AWAY	0- 2	1- 1	1- 0				
0- 0	0- 0	0- 0	NEUTRAL	0- 0	0- 0	0- 0				
7- 1	0- 0	0- 0	CONFERENCE	1- 1	6- 0	4- 0				
4- 1	0- 0	0- 0	HOME	1- 1	3- 0	1- 0				
3- 0	0- 0	0- 0	AWAY	0- 0	3- 0	3- 0				
0- 0	0- 0	0- 0	NEUTRAL	0- 0	0- 0	0- 0				

RPI 1-25				RPI 26-50				RPI 51-100 Team's RPI: 77				RPI 101+			
RPI	S	Opponent	Score	RPI	S	Opponent	Score	RPI	S	Opponent	Score	RPI	S	Opponent	Score
8	H	UCLA	30 67	38	A	St. John's (NY)	67 64	53	H	Northern Colo.	48 33	118	H	Saint Louis	66 63
								54	H	UC Davis	70 62	135	H	Hartford	69 44
								61	H	Dayton	62 63	146	H	Davison	66 58
								70	A	Albany (NY)	52 59	147	H	Pittsburgh	58 55
								79	A	Penn St.	60 65	156	H	Bucknell	71 62
								100	H	George Washington	61 50	183	A	Boston College	52 55
												230	A	Richmond	43 38
												233	A	Manhattan	54 48
												235	H	St. Bonaventure	72 48
												297	A	Massachusetts	62 51
												309	A	VCU	64 54
												328	H	UMBC	55 46
												342	H	Iona	78 48
-----															
LAST 12 Division I GAMES:															
235	H	St. Bonaventure	72 48	297	A	Massachusetts	62 51								
230	A	Richmond	43 38	100	H	George Washington	61 50								
61	H	Dayton	62 63	54	H	UC Davis	70 62								
309	A	VCU	64 54	135	H	Hartford	69 44								
146	H	Davison	66 58	8	H	UCLA	30 67								
118	H	Saint Louis	66 63	156	H	Bucknell	71 62								

Non-Div I Games:

Fordham

Average RPI Win: 289

Average RPI Loss: 168

WON-LOST  
RECORDWINNING  
PCT. RANKLAST 10  
GAMESSTRENGTH OF  
SCHEDULEOPP. STRENGTH  
OF SCHEDULETEAM  
RPIADJ.  
RPICONF.  
RPIADJ CONF.  
RPIDIV. I ONLY  
DIV. I NON-CONF.3- 14  
2- 8308  
2901- 8  
1- 3176  
251294  
301306  
323306  
32314  
1514  
15

TOTALS

RPI 1-25

RPI 26-50

W-L RECORDS

RPI 51-100

RPI 101-999

RPI 201+

3- 14

0- 1

0- 0

OVERALL

0- 3

3- 10

3- 4

3- 5

0- 0

0- 0

HOME

0- 1

3- 4

3- 1

0- 9

0- 1

0- 0

AWAY

0- 2

0- 6

0- 3

0- 0

0- 0

0- 0

NEUTRAL

0- 0

0- 0

0- 0

2- 8

0- 1

0- 0

NON-CONFERENCE

0- 2

2- 5

2- 3

2- 2

0- 0

0- 0

HOME

0- 1

2- 1

2- 1

0- 6

0- 1

0- 0

AWAY

0- 1

0- 4

0- 2

0- 0

0- 0

0- 0

NEUTRAL

0- 0

0- 0

0- 0

1- 6

0- 0

0- 0

CONFERENCE

0- 1

1- 5

1- 1

1- 3

0- 0

0- 0

HOME

0- 0

1- 3

1- 0

0- 3

0- 0

0- 0

AWAY

0- 1

0- 2

0- 1

0- 0

0- 0

0- 0

NEUTRAL

0- 0

0- 0

0- 0

RPI 1-25

RPI 26-50

RPI 51-100

RPI 101+

Team's RPI: 306

RPI	S	Opponent	Score
23	A	Michigan	45 77

RPI	S	Opponent	Score
-----	---	----------	-------

RPI	S	Opponent	Score
81	A	Belmont	42 74
83	A	South Dakota	43 85
95	H	Milwaukee	48 60

RPI	S	Opponent	Score
110	A	Western Ill.	44 91
110	H	Western Ill.	64 100
160	A	Xavier	50 62
164	A	Illinois	50 64
180	H	Oral Roberts	48 73
201	H	Denver	55 73
239	H	Omaha	76 65
265	A	Valparaiso	50 68
271	A	North Dakota St.	56 72
279	A	Coastal Caro.	58 67
290	H	Loyola Chicago	79 70
327	H	Ill.-Chicago	51 67
337	H	Eastern Ill.	93 77

LAST 12 Division I GAMES:

271	A	North Dakota St.	56 72	110	H	Western Ill.	64 100
110	A	Western Ill.	44 91	265	A	Valparaiso	50 68
83	A	South Dakota	43 85	23	A	Michigan	45 77
239	H	Omaha	76 65	95	H	Milwaukee	48 60
201	H	Denver	55 73	337	H	Eastern Ill.	93 77
180	H	Oral Roberts	48 73	279	A	Coastal Caro.	58 67

Non-Div I Games:

Quincy

73 72

Maryville (MO)

70

76

Findlay

55

75

Fort Wayne

Loss, 
 Non-Conf, 
 S Site, 
 H Home
A Away 
 N Neutral

Average RPI Win:	208	WON-LOST	WINNING	LAST 10	STRENGTH OF	OPP. STRENGTH	TEAM	ADJ.	CONF.	ADJ CONF.
Average RPI Loss:	154	RECORD	PCT. RANK	GAMES	SCHEDULE	OF SCHEDULE	RPI	RPI	RPI	RPI
DIV. I ONLY	10- 9	162	6- 4	165	178	150	150	16	16	
DIV. I NON-CONF.	5- 6	187	3- 1	144	223	195	195	16	16	
-----										
TOTALS	RPI 1-25	RPI 26-50	W-L RECORDS	RPI 51-100	RPI 101-999	RPI 201+				
10- 9	0- 0	0- 1	OVERALL	0- 1	10- 7	6- 2				
7- 2	0- 0	0- 1	HOME	0- 0	7- 1	4- 1				
3- 7	0- 0	0- 0	AWAY	0- 1	3- 6	2- 1				
0- 0	0- 0	0- 0	NEUTRAL	0- 0	0- 0	0- 0				
5- 6	0- 0	0- 1	NON-CONFERENCE	0- 0	5- 5	3- 2				
4- 2	0- 0	0- 1	HOME	0- 0	4- 1	2- 1				
1- 4	0- 0	0- 0	AWAY	0- 0	1- 4	1- 1				
0- 0	0- 0	0- 0	NEUTRAL	0- 0	0- 0	0- 0				
5- 3	0- 0	0- 0	CONFERENCE	0- 1	5- 2	3- 0				
3- 0	0- 0	0- 0	HOME	0- 0	3- 0	2- 0				
2- 3	0- 0	0- 0	AWAY	0- 1	2- 2	1- 0				
0- 0	0- 0	0- 0	NEUTRAL	0- 0	0- 0	0- 0				

RPI	S	Opponent	Score	RPI	S	Opponent	Score	RPI	S	Opponent	Score	RPI	S	Opponent	Score	Team's RPI: 150
				31	H	Arizona St.	49 81	64	A	New Mexico	75 88	114	A	UNLV	74 72	
												141	H	Weber St.	81 78	
												154	H	Paci fi c	81 70	
												155	A	San Franci sco	62 70	
												159	A	Nevada	73 90	
												166	A	Texas St.	59 76	
												170	H	Colorado St.	56 45	
												173	A	UT Arling ton	54 67	
												186	A	Boise St.	66 75	
												208	A	UC Santa Barbara	64 57	
												212	H	Eastern Wash.	81 56	
												215	A	CSUN	72 85	
												228	H	San Diego St.	64 53	
												237	H	Montana	61 58	
												238	H	UC Ri versi de	56 68	
												302	H	Utah St.	57 56	
												315	A	Ai r Force	64 58	
LAST 12 Division I GAMES:																
				114	A	UNLV	74 72	315	A	Ai r Force	64 58					
				228	H	San Diego St.	64 53	159	A	Nevada	73 90					
				64	A	New Mexico	75 88	141	H	Weber St.	81 78					
				186	A	Boise St.	66 75	155	A	San Franci sco	62 70					
				170	H	Colorado St.	56 45	237	H	Montana	61 58					
				302	H	Utah St.	57 56	154	H	Paci fi c	81 70					

Non-Div I Games:

Fresno St.

Average RPI	Win:	214	WON-LOST	WINNING	LAST 10	STRENGTH OF	OPP. STRENGTH	TEAM	ADJ.	CONF.	ADJ CONF.
Average RPI	Loss:	147	RECORD	PCT. RANK	GAMES	SCHEDULE	OF SCHEDULE	RPI	RPI	RPI	RPI
DIV. I ONLY		10- 8		134	4- 5	228	128	165	165	17	17
DIV. I NON-CONF.		7- 5		132	2- 3	255	131	141	141	17	17
-----											
TOTALS	RPI 1-25		RPI 26-50		W-L RECORDS	RPI 51-100		RPI 101-999		RPI 201+	
10- 8	0- 1		0- 0		OVERALL	2- 2		8- 5		6- 3	
6- 2	0- 0		0- 0		HOME	1- 1		5- 1		3- 0	
3- 5	0- 0		0- 0		AWAY	0- 0		3- 2		3- 2	
1- 1	0- 0		0- 0		NEUTRAL	1- 0		0- 1		0- 0	
7- 5	0- 1		0- 0		NON-CONFERENCE	1- 1		6- 3		5- 2	
4- 0	0- 0		0- 0		HOME	0- 0		4- 0		3- 0	
2- 4	0- 1		0- 0		AWAY	0- 1		2- 2		2- 2	
1- 1	0- 0		0- 0		NEUTRAL	1- 0		0- 1		0- 0	
3- 3	0- 0		0- 0		CONFERENCE	1- 1		2- 2		1- 1	
2- 2	0- 0		0- 0		HOME	1- 1		1- 1		0- 0	
1- 1	0- 0		0- 0		AWAY	0- 0		1- 1		1- 1	
0- 0	0- 0		0- 0		NEUTRAL	0- 0		0- 0		0- 0	

RPI 1-25				RPI 26-50				RPI 51-100				RPI 101+				Team's RPI: 165
RPI	S	Opponent	Score	RPI	S	Opponent	Score	RPI	S	Opponent	Score	RPI	S	Opponent	Score	
16	A	Georgia	44 79					72	H	Mercer	64 86	132	H	ETSU	57 69	
								76	N	Ohio	70 68	146	H	Davidsen	65 62	
								86	A	North Carolina	56 84	160	N	Xavier	62 75	
								94	H	Chattanooga	58 57	182	H	Samford	45 41	
												210	A	Gardner-Webb	57 71	
												236	A	UNCG	74 76	
												245	A	UNC Asheville	71 63	
												253	H	Kennesaw St.	78 59	
												254	H	Col. of Charleston	72 58	
												262	A	Presbyterian	75 76	
												278	H	UNCW	76 71	
												305	A	USC Upstate	80 59	
												308	A	Western Caro.	68 59	
-----																
LAST 12 Division I GAMES:																
				94	H	Chattanooga	58 57	262	A	Presbyterian	75 76					
				132	H	ETSU	57 69	245	A	UNC Asheville	71 63					
				236	A	UNCG	74 76	160	N	Xavier	62 75					
				308	A	Western Caro.	68 59	76	N	Ohio	70 68					
				72	H	Mercer	64 86	86	A	North Carolina	56 84					
				182	H	Samford	45 41	305	A	USC Upstate	80 59					

Non-Div I Games: Bob Jones 93 46 Pfeiffer 102 51 Converse 80 41

Furman

Average RPI Win: 324  
Average RPI Loss: 190

WON-LOST  
RECORD

WINNING  
PCT. RANK

LAST 10  
GAMES

STRENGTH OF  
SCHEDULE

OPP. STRENGTH  
OF SCHEDULE

TEAM  
RPI

ADJ.  
RPI

CONF.  
RPI

ADJ CONF.  
RPI

DIV. I ONLY	1- 16	342	0- 10	210	328	330	330	23	23
DIV. I NON-CONF.	1- 8	313	0- 4	180	334	305	305	24	24
<hr/>									
TOTALS	RPI 1-25	RPI 26-50	W-L RECORDS	RPI 51-100	RPI 101-999	RPI 201+			
1- 16	0- 0	0- 0	OVERALL	0- 5	1- 11	1- 8			
0- 8	0- 0	0- 0	HOME	0- 2	0- 6	0- 3			
1- 8	0- 0	0- 0	AWAY	0- 3	1- 5	1- 5			
0- 0	0- 0	0- 0	NEUTRAL	0- 0	0- 0	0- 0			
1- 8	0- 0	0- 0	NON-CONFERENCE	0- 4	1- 4	1- 4			
0- 5	0- 0	0- 0	HOME	0- 2	0- 3	0- 3			
1- 3	0- 0	0- 0	AWAY	0- 2	1- 1	1- 1			
0- 0	0- 0	0- 0	NEUTRAL	0- 0	0- 0	0- 0			
0- 8	0- 0	0- 0	CONFERENCE	0- 1	0- 7	0- 4			
0- 3	0- 0	0- 0	HOME	0- 0	0- 3	0- 0			
0- 5	0- 0	0- 0	AWAY	0- 1	0- 4	0- 4			
0- 0	0- 0	0- 0	NEUTRAL	0- 0	0- 0	0- 0			

RPI 1-25				RPI 26-50				RPI 51-100				RPI 101+				Team's RPI: 330
RPI	S	Opponent	Score	RPI	S	Opponent	Score	RPI	S	Opponent	Score	RPI	S	Opponent	Score	
								51	A	UCF	38 62	125	H	Little Rock	34 64	
								72	A	Mercer	45 72	166	H	Texas St.	56 81	
								84	H	Alabama	36 84	194	H	Arkansas St.	62 71	
								85	H	IUPUI	52 72	229	A	N.C. A&T	49 60	
								90	A	South Ala.	52 79	234	H	Stony Brook	49 68	
												240	A	Troy	47 88	
												253	H	Kennesaw St.	58 60	
												279	A	Coastal Caro.	51 54	
												283	A	Appalachian St.	56 87	
												313	A	Georgia St.	56 71	
												324	A	South Carolina St.	61 58	
												345	H	Savannah St.	67 71	
<hr/>																
LAST 12 Division I GAMES:																
166	H	Texas St.	56 81	90	A	South Ala.	52 79	240	A	Troy	47 88	234	H	Stony Brook	49 68	
313	A	Georgia St.	56 71	240	A	Troy	47 88	85	H	IUPUI	52 72	253	H	Kennesaw St.	58 60	
283	A	Appalachian St.	56 87	51	A	Coastal Caro.	51 54	51	A	UCF	38 62					
279	A	Coastal Caro.	51 54	34	A	Little Rock	34 64									
125	H	Little Rock	34 64	62	H	Arkansas St.	62 71									
194	H	Arkansas St.	62 71													

Non-Div I Games: Coastal Ga. 68 63 Thomas (GA) 79 51

Ga. Southern

Average RPI Win:	258	WON-LOST	WINNING	LAST 10	STRENGTH OF	OPP. STRENGTH	TEAM	ADJ.	CONF.	ADJ CONF.
Average RPI Loss:	156	RECORD	PCT. RANK	GAMES	SCHEDULE	OF SCHEDULE	RPI	RPI	RPI	RPI
DIV. I ONLY	10- 6	102	5- 4	292	306	210	210	29	29	
DIV. I NON-CONF.	7- 2	50	4- 0	299	216	127	127	29	29	
-----										
TOTALS	RPI 1-25	RPI 26-50	W-L RECORDS	RPI 51-100	RPI 101-999	RPI 201+				
10- 6	0- 0	0- 0	OVERALL	0- 1	10- 5	8- 2				
6- 3	0- 0	0- 0	HOME	0- 1	6- 2	5- 1				
4- 3	0- 0	0- 0	AWAY	0- 0	4- 2	3- 1				
0- 0	0- 0	0- 0	NEUTRAL	0- 0	0- 0	0- 0				
7- 2	0- 0	0- 0	NON-CONFERENCE	0- 1	7- 1	5- 0				
4- 1	0- 0	0- 0	HOME	0- 1	4- 0	3- 0				
3- 1	0- 0	0- 0	AWAY	0- 0	3- 1	2- 0				
0- 0	0- 0	0- 0	NEUTRAL	0- 0	0- 0	0- 0				
3- 4	0- 0	0- 0	CONFERENCE	0- 0	3- 4	3- 2				
2- 2	0- 0	0- 0	HOME	0- 0	2- 2	2- 1				
1- 2	0- 0	0- 0	AWAY	0- 0	1- 2	1- 1				
0- 0	0- 0	0- 0	NEUTRAL	0- 0	0- 0	0- 0				

RPI 1-25				RPI 26-50				RPI 51-100				RPI 101+				Team's RPI: 210
RPI	S	Opponent	Score	RPI	S	Opponent	Score	RPI	S	Opponent	Score	RPI	S	Opponent	Score	
								51	H	UCF	30 65	105	A	Kentucky	34 72	
												117	A	High Point	80 83	
												146	A	Davidsen	70 65	
												149	H	Liberty	60 85	
												165	H	Furman	71 57	
												204	H	Radford	69 53	
												225	A	Morehead St.	68 60	
												249	H	Campbell	44 73	
												262	A	Presbyterian	69 72	
												263	A	Mt. St. Mary's	75 67	
												288	H	Wofford	73 55	
												305	H	USC Upstate	60 39	
												308	H	Western Caro.	70 67	
												332	H	Charleston So.	68 52	
												348	A	Longwood	61 54	
-----																
LAST 12 Division I GAMES:																
				249	H	Campbell	44 73			117	A	High Point	80 83			
				332	H	Charleston So.	68 52			308	H	Western Caro.	70 67			
				262	A	Presbyterian	69 72			263	A	Mt. St. Mary's	75 67			
				149	H	Liberty	60 85			146	A	Davidsen	70 65			
				348	A	Longwood	61 54			288	H	Wofford	73 55			
				204	H	Radford	69 53			305	H	USC Upstate	60 39			

Non-Div I Games:      Montreat      83   26      Converse      82   59      Pfeiffer      72   53

Gardner-Webb

Average RPI	Win:	233	WON-LOST	WINNING	LAST 10	STRENGTH OF	OPP. STRENGTH	TEAM	ADJ.	CONF.	ADJ CONF.
Average RPI	Loss:	71	RECORD	PCT. RANK	GAMES	SCHEDULE	OF SCHEDULE	RPI	RPI	RPI	RPI
DIV. I ONLY		16- 5		39	7- 3	271	172	97	97	13	13
DIV. I NON-CONF.		11- 3		46	4- 1	274	257	100	100	11	11
<hr/>											
TOTALS	RPI 1-25		RPI 26-50		W-L RECORDS	RPI 51-100		RPI 101-999		RPI 201+	
16- 5	0- 1		0- 1		OVERALL	1- 2		15- 1		11- 0	
12- 0	0- 0		0- 0		HOME	1- 0		11- 0		8- 0	
3- 5	0- 0		0- 0		AWAY	0- 1		3- 1		3- 0	
1- 0	0- 0		0- 0		NEUTRAL	0- 0		1- 0		0- 0	
11- 3	0- 1		0- 1		NON-CONFERENCE	1- 0		10- 1		8- 0	
9- 0	0- 0		0- 0		HOME	1- 0		8- 0		7- 0	
1- 3	0- 1		0- 1		AWAY	0- 0		1- 1		1- 0	
1- 0	0- 0		0- 0		NEUTRAL	0- 0		1- 0		0- 0	
5- 2	0- 0		0- 0		CONFERENCE	0- 2		5- 0		3- 0	
3- 0	0- 0		0- 0		HOME	0- 0		3- 0		1- 0	
2- 2	0- 0		0- 0		AWAY	0- 2		2- 0		2- 0	
0- 0	0- 0		0- 0		NEUTRAL	0- 0		0- 0		0- 0	

RPI	S	Opponent	Score	RPI	S	Opponent	Score	RPI	S	Opponent	Score	RPI	S	Opponent	Score
23	A	Michigan	61 75	45	A	Houston	73 82	52	A	Duquesne	64 71	116	N	Drake	87 75
								58	H	American	71 53	118	H	Saint Louis	81 72
								100	A	George Washington	52 62	136	A	Colorado	61 76
												146	H	Davidson	74 61
												197	H	Southeast Mo. St.	57 38
												213	A	La Salle	69 56
												227	A	Loyola Maryland	80 72
												230	H	Richmond	77 56
												250	H	LIU Brooklyn	73 70
												251	H	Illinois St.	56 37
												286	H	Eastern Ky.	64 41
												310	H	UMES	82 68
												321	A	Rhode Island	92 53
												322	H	Old Dominion	66 53
												328	H	UMBC	58 38
												348	H	Longwood	60 41
<hr/>															
LAST 12 Division I GAMES:															
118	H	Saint Louis	81 72	146	H	Davidson	74 61	348	H	Longwood	60 41				
52	A	Duquesne	64 71	45	A	Houston	73 82								
230	H	Richmond	77 56												
321	A	Rhode Island	92 53	328	H	UMBC	58 38								
100	A	George Washington	52 62	286	H	Eastern Ky.	64 41								
213	A	La Salle	69 56	250	H	LIU Brooklyn	73 70								

Non-Div I Games:

George Mason



Average RPI	Win:	203	WON-LOST	WINNING	LAST 10	STRENGTH OF	OPP. STRENGTH	TEAM	ADJ.	CONF.	ADJ CONF.
Average RPI	Loss:	55	RECORD	PCT. RANK	GAMES	SCHEDULE	OF SCHEDULE	RPI	RPI	RPI	RPI
DIV. I ONLY		9- 10		193	6- 4	29	116	100	100	13	13
DIV. I NON-CONF.		5- 7		212	2- 3	24	60	112	112	11	11
-----											
TOTALS	RPI 1-25		RPI 26-50		W-L RECORDS	RPI 51-100		RPI 101-999		RPI 201+	
9- 10	0- 1		0- 4		OVERALL	2- 4		7- 1		4- 0	
5- 5	0- 0		0- 3		HOME	2- 1		3- 1		1- 0	
4- 5	0- 0		0- 0		AWAY	0- 0		4- 0		3- 0	
0- 0	0- 0		0- 0		NEUTRAL	0- 0		0- 0		0- 0	
5- 7	0- 1		0- 4		NON-CONFERENCE	1- 1		4- 1		2- 0	
3- 4	0- 0		0- 3		HOME	1- 0		2- 1		0- 0	
2- 3	0- 1		0- 1		AWAY	0- 1		2- 0		2- 0	
0- 0	0- 0		0- 0		NEUTRAL	0- 0		0- 0		0- 0	
4- 3	0- 0		0- 0		CONFERENCE	1- 3		3- 0		2- 0	
2- 1	0- 0		0- 0		HOME	1- 1		1- 0		1- 0	
2- 2	0- 0		0- 0		AWAY	0- 2		2- 0		1- 0	
0- 0	0- 0		0- 0		NEUTRAL	0- 0		0- 0		0- 0	

RPI 1-25				RPI 26-50				RPI 51-100				RPI 101+			
RPI	S	Opponent	Score	RPI	S	Opponent	Score	RPI	S	Opponent	Score	RPI	S	Opponent	Score
24	A	Maryland	54 80	26	H	Syracuse	62 74	52	H	Duquesne	53 54	130	H	Vanderbilt	59 69
				29	H	South Fla.	78 83	58	H	American	61 44	146	A	Davidson	53 48
				35	H	South Dakota St.	88 97	61	A	Dayton	55 66	148	H	Georgetown	65 54
				41	A	Princeton	52 72	72	A	Mercer	44 61	191	H	Wisconsin	61 46
								77	A	Fordham	50 61	270	A	Towson	66 43
								97	H	George Mason	62 52	287	A	Monmouth	59 45
												309	A	VCU	61 39
												321	H	Rhode Island	65 52
-----															
LAST 12 Division I GAMES:															
				321	H	Rhode Island	65 52	77	A	Fordham	50 61				
				61	A	Dayton	55 66	287	A	Monmouth	59 45				
				146	A	Davidson	53 48	58	H	American	61 44				
				52	H	Duquesne	53 54	24	A	Maryland	54 80				
				97	H	George Mason	62 52	72	A	Mercer	44 61				
				309	A	VCU	61 39	29	H	South Fla.	78 83				

Non-Div I Games:

George Washington

Average RPI	Win: 200	WON-LOST	WINNING	LAST 10	STRENGTH OF	OPP. STRENGTH	TEAM	ADJ.	CONF.	ADJ CONF.
Average RPI	Loss: 62	RECORD	PCT. RANK	GAMES	SCHEDULE	OF SCHEDULE	RPI	RPI	RPI	RPI
DIV. I ONLY	8- 11	221	4- 6	107	18	148	148	6	6	
DIV. I NON-CONF.	5- 5	170	1- 2	225	41	163	163	5	5	
-----										
TOTALS	RPI 1-25	RPI 26-50	W-L RECORDS	RPI 51-100	RPI 101-999	RPI 201+				
8- 11	1- 1	0- 5	OVERALL	0- 4	7- 1	4- 0				
4- 4	1- 0	0- 3	HOME	0- 1	3- 0	2- 0				
3- 5	0- 1	0- 2	AWAY	0- 2	3- 0	2- 0				
1- 2	0- 0	0- 0	NEUTRAL	0- 1	1- 1	0- 0				
5- 5	0- 1	0- 1	NON-CONFERENCE	0- 2	5- 1	4- 0				
2- 1	0- 0	0- 1	HOME	0- 0	2- 0	2- 0				
2- 2	0- 1	0- 0	AWAY	0- 1	2- 0	2- 0				
1- 2	0- 0	0- 0	NEUTRAL	0- 1	1- 1	0- 0				
3- 6	1- 0	0- 4	CONFERENCE	0- 2	2- 0	0- 0				
2- 3	1- 0	0- 2	HOME	0- 1	1- 0	0- 0				
1- 3	0- 0	0- 2	AWAY	0- 1	1- 0	0- 0				
0- 0	0- 0	0- 0	NEUTRAL	0- 0	0- 0	0- 0				

RPI 1-25				RPI 26-50				RPI 51-100				RPI 101+				Team's RPI: 148
RPI	S	Opponent	Score	RPI	S	Opponent	Score	RPI	S	Opponent	Score	RPI	S	Opponent	Score	
17	A	NC State	49 63	27	H	Villanova	58 60	78	H	Butler	57 66	109	N	Auburn	40 60	
20	H	Marquette	85 58	30	H	DePaul	62 78	94	N	Chattanooga	41 54	160	H	Xavier	65 60	
				38	A	St. John's (NY)	41 64	99	A	Seton Hall	65 70	181	N	Northwestern	55 54	
				44	H	Minnesota	63 73	100	A	George Washington	54 65	227	A	Providence	75 43	
				50	A	Creighton	58 69					243	H	Loyola Maryl and	72 54	
												274	H	FIU	77 56	
												309	A	VCU	71 59	
-----																
LAST 12 Division I GAMES:																
30	H	DePaul	62 78	160	H	Xavier	65 60									
20	H	Marquette	85 58	50	A	Creighton	58 69									
99	A	Seton Hall	65 70	184	A	Providence	75 43									
38	A	St. John's (NY)	41 64	309	A	VCU	71 59									
27	H	Villanova	58 60	17	A	NC State	49 63									
78	H	Butler	57 66	44	H	Minnesota	63 73									

Non-Div I Games:

Georgetown

Average RPI Win:	146	WON-LOST	WINNING	LAST 10	STRENGTH OF	OPP. STRENGTH	TEAM	ADJ.	CONF.	ADJ CONF.
Average RPI Loss:	7	RECORD	PCT. RANK	GAMES	SCHEDULE	OF SCHEDULE	RPI	RPI	RPI	RPI
DIV. I ONLY	18- 2	7	9- 1	49	41	16	16	2	2	
DIV. I NON-CONF.	12- 1	6	5- 0	118	135	29	29	2	2	
-----										
TOTALS	RPI 1-25	RPI 26-50	W-L RECORDS	RPI 51-100	RPI 101-999	RPI 201+				
18- 2	2- 2	1- 0	OVERALL	3- 0	12- 0	6- 0				
11- 2	1- 2	0- 0	HOME	2- 0	8- 0	5- 0				
7- 0	1- 0	1- 0	AWAY	1- 0	4- 0	1- 0				
0- 0	0- 0	0- 0	NEUTRAL	0- 0	0- 0	0- 0				
12- 1	0- 1	1- 0	NON-CONFERENCE	2- 0	9- 0	6- 0				
8- 1	0- 1	0- 0	HOME	1- 0	7- 0	5- 0				
4- 0	0- 0	1- 0	AWAY	1- 0	2- 0	1- 0				
0- 0	0- 0	0- 0	NEUTRAL	0- 0	0- 0	0- 0				
6- 1	2- 1	0- 0	CONFERENCE	1- 0	3- 0	0- 0				
3- 1	1- 1	0- 0	HOME	1- 0	1- 0	0- 0				
3- 0	1- 0	0- 0	AWAY	0- 0	2- 0	0- 0				
0- 0	0- 0	0- 0	NEUTRAL	0- 0	0- 0	0- 0				

RPI	S	Opponent	Score	RPI	S	Opponent	Score	RPI	S	Opponent	Score	RPI	S	Opponent	Score
3	H	Mississippi St.	62 86	32	A	Virginia	64 61	62	H	Georgia Tech	60 53	102	H	Wright St.	87 71
11	H	Texas	53 81					72	A	Mercer	72 54	105	A	Kentucky	56 42
12	H	Missouri	62 50					82	H	Arkansas	78 65	109	H	Auburn	60 48
15	A	Texas A&M	92 84									111	A	BYU	79 63
												130	A	Vanderbilt	81 52
												165	H	Furman	79 44
												229	A	N. C. A&T	73 63
												242	H	North Florida	75 37
												243	H	Howard	87 47
												288	H	Wofford	95 56
												308	H	Western Caro.	76 50
												329	H	Tennessee Tech	56 48
LAST 12 Division I GAMES:															
12	H	Missouri	62 50	3	H	Mississippi St.	62 86	242	H	North Florida	75 37				
109	H	Auburn	60 48					102	H	Wright St.	87 71				
15	A	Texas A&M	92 84					243	H	Howard	87 47				
82	H	Arkansas	78 65					62	H	Georgia Tech	60 53				
105	A	Kentucky	56 42					229	A	N. C. A&T	73 63				
130	A	Vanderbilt	81 52												

Non-Div I Games:

Georgia

Average RPI Win:	270	WON-LOST	WINNING	LAST 10	STRENGTH OF	OPP. STRENGTH	TEAM	ADJ.	CONF.	ADJ CONF.
Average RPI Loss:	172	RECORD	PCT. RANK	GAMES	SCHEDULE	OF SCHEDULE	RPI	RPI	RPI	RPI
DIV. I ONLY	3- 14	308	2- 8	219	188	313	313	23	23	
DIV. I NON-CONF.	2- 7	286	1- 2	156	102	275	275	24	24	
<hr/>										
TOTALS	RPI 1-25	RPI 26-50	W-L RECORDS	RPI 51-100	RPI 101-999	RPI 201+				
3- 14	0- 1	0- 0	OVERALL	0- 3	3- 10	2- 5				
3- 5	0- 0	0- 0	HOME	0- 1	3- 4	2- 0				
0- 9	0- 0	0- 0	AWAY	0- 0	0- 0	0- 0				
0- 0	0- 0	0- 0	NEUTRAL	0- 0	0- 0	0- 0				
2- 7	0- 1	0- 0	NON-CONFERENCE	0- 2	2- 4	1- 2				
2- 2	0- 0	0- 0	HOME	0- 1	2- 1	1- 0				
0- 5	0- 1	0- 0	AWAY	0- 1	0- 3	0- 2				
0- 0	0- 0	0- 0	NEUTRAL	0- 0	0- 0	0- 0				
1- 7	0- 0	0- 0	CONFERENCE	0- 1	1- 6	1- 3				
1- 3	0- 0	0- 0	HOME	0- 0	1- 3	1- 0				
0- 4	0- 0	0- 0	AWAY	0- 1	0- 3	0- 3				
0- 0	0- 0	0- 0	NEUTRAL	0- 0	0- 0	0- 0				

RPI 1-25				RPI 26-50				RPI 51-100				RPI 101+ Team's RPI: 313			
RPI	S	Opponent	Score	RPI	S	Opponent	Score	RPI	S	Opponent	Score	RPI	S	Opponent	Score
3	A	Mississippi St.	50 106					57	H	Western Ky.	63 74	125	H	Little Rock	50 65
								62	A	Georgia Tech	51 75	171	H	Jacksonville St.	55 41
								90	A	South Ala.	52 88	173	H	UT Arlington	76 81
												178	A	Florida	66 82
												194	H	Arkansas St.	58 75
												198	H	Fla. Atlantic	50 82
												240	A	Troy	86 90
												253	A	Kennesaw St.	61 71
												278	A	UNCW	62 74
												279	A	Coastal Caro.	49 64
												283	A	Appalachian St.	62 77
												309	H	VCU	61 56
												330	H	Ga. Southern	71 56
<hr/>															
LAST 12 Division I GAMES:															
173	H	UT Arlington	76 81	240	A	Troy	86 90								
330	H	Ga. Southern	71 56	90	A	South Ala.	52 88								
279	A	Coastal Caro.	49 64	278	A	UNCW	62 74								
283	A	Appalachian St.	62 77	171	H	Jacksonville St.	55 41								
194	H	Arkansas St.	58 75	198	H	Fla. Atlantic	50 82								
125	H	Little Rock	50 65	253	A	Kennesaw St.	61 71								

Non-Div I Games: Allen 101 56 North Greenville 91 89

Georgia St.

Average RPI Loss: 35

DIV. I ONLY	13- 8	106	4- 6	26	76	62	62	1	1
DIV. I NON-CONF.	11- 2	23	3- 1	82	239	35	35	1	1
TOTALS	RPI 1-25	RPI 26-50	W-L RECORDS	RPI 51-100	RPI 101-999	RPI 201+			
13- 8	0- 5	2- 1	OVERALL	0- 1	11- 1	5- 0			
10- 2	0- 2	1- 0	HOME	0- 0	9- 0	4- 0			
2- 5	0- 2	1- 1	AWAY	0- 1	1- 1	1- 0			
1- 1	0- 1	0- 0	NEUTRAL	0- 0	1- 0	0- 0			
11- 2	0- 2	2- 0	NON-CONFERENCE	0- 0	9- 0	5- 0			
8- 0	0- 0	1- 0	HOME	0- 0	7- 0	4- 0			
2- 1	0- 1	1- 0	AWAY	0- 0	1- 0	1- 0			
1- 1	0- 1	0- 0	NEUTRAL	0- 0	1- 0	0- 0			
2- 6	0- 3	0- 1	CONFERENCE	0- 1	2- 1	0- 0			
2- 2	0- 2	0- 0	HOME	0- 0	2- 0	0- 0			
0- 4	0- 1	0- 1	AWAY	0- 1	0- 1	0- 0			
0- 0	0- 0	0- 0	NEUTRAL	0- 0	0- 0	0- 0			

RPI 1-25					RPI 26-50					RPI 51-100					Team's RPI: 62					RPI 101+				
RPI	S	Opponent	Score		RPI	S	Opponent	Score		RPI	S	Opponent	Score		RPI	S	Opponent	Score		RPI	S	Opponent	Score	
2	H	Notre Dame	54	77	26	A	Syracuse	77	88	60	A	Virginia Tech	62	68	104	N	Penn	69	55					
5	H	Louisville	71	74	41	A	Princeton	67	56						106	H	Wake Forest	79	67					
10	N	Baylor	57	80	46	H	Purdue	68	55						112	H	Clemson	66	33					
16	A	Georgia	53	60											124	H	Middle Tenn.	48	45					
17	A	NC State	43	56											147	A	Pittsburgh	62	68					
															158	H	Southern Miss.	63	44					
															173	H	UT Arlington	80	52					
															253	H	Kennesaw St.	86	48					
															283	A	Appalachian St.	75	41					
															313	H	Georgia St.	75	51					
															324	H	South Carolina St.	86	40					
															332	H	Charleston So.	78	51					
LAST 12 Division I GAMES:																								
					60	A	Virginia Tech	62	68	112	H	Clemson	66	33										
					106	H	Wake Forest	79	67	5	H	Louisville	71	74										
					147	A	Pittsburgh	62	68	158	H	Southern Miss.	63	44										
					17	A	NC State	43	56	332	H	Charleston So.	78	51										
					2	H	Notre Dame	54	77	16	A	Georgia	53	60										
					26	A	Syracuse	77	88	173	H	UT Arlington	80	52										

### Non-Div I Games:

Georgi a Tech

Average RPI Win: 183

Average RPI Loss: 99

WON-LOST  
RECORDWINNING  
PCT. RANKLAST 10  
GAMESSTRENGTH OF  
SCHEDULEOPP. STRENGTH  
OF SCHEDULETEAM  
RPIADJ.  
RPICONF.  
RPIADJ CONF.  
RPIDIV. I ONLY  
DIV. I NON-CONF.

16- 4

29

10- 0

152

117

65

65

12

12

7- 4

102

2- 1

38

126

56

56

10

10

TOTALS

RPI 1-25

RPI 26-50

W-L RECORDS

RPI 51-100

RPI 101-999

RPI 201+

16- 4

0- 0

0- 1

OVERALL

2- 1

14- 2

7- 0

9- 1

0- 0

0- 0

HOME

0- 0

9- 1

4- 0

6- 1

0- 0

0- 0

AWAY

2- 0

4- 1

3- 0

1- 2

0- 0

0- 1

NEUTRAL

0- 1

1- 0

0- 0

7- 4

0- 0

0- 1

NON-CONFERENCE

1- 1

6- 2

2- 0

4- 1

0- 0

0- 0

HOME

0- 0

4- 1

1- 0

2- 1

0- 0

0- 0

AWAY

1- 0

1- 1

1- 0

1- 2

0- 0

0- 1

NEUTRAL

0- 1

1- 0

0- 0

9- 0

0- 0

0- 0

CONFERENCE

1- 0

8- 0

5- 0

5- 0

0- 0

0- 0

HOME

0- 0

5- 0

3- 0

4- 0

0- 0

0- 0

AWAY

1- 0

3- 0

2- 0

0- 0

0- 0

0- 0

NEUTRAL

0- 0

0- 0

0- 0

RPI 1-25

RPI 26-50

RPI 51-100

Team's RPI: 65

RPI 101+

RPI S Opponent Score

RPI S Opponent Score

RPI S Opponent Score

RPI S Opponent Score

30 N DePaul 71 88

69 A Washington St. 64 56

108 N Kent St. 77 57

71 A Saint Mary's (CA) 73 65

110 H Western Ill. 80 65

81 N Belmont 63 71

114 H UNLV 50 52

137 H Portland St. 91 52

143 H Saint Francis (PA) 97 74

154 A Paci fic 99 72

155 H San Francisco 74 47

167 H Loyol a Marymount 77 67

170 A Colorado St. 49 65

207 H Pepperdi ne 73 51

212 H Eastern Wash. 69 45

237 A Montana 70 55

256 A Santa Clara 63 51

256 H Santa Clara 71 44

319 A Portl and 70 56

319 H Portl and 75 36

LAST 12 Division I GAMES:

319 H Portland 75 36

207 H Pepperdi ne 73 51

256 H Santa Clara 71 44

256 A Santa Clara 63 51

71 A Saint Mary's (CA) 73 65

154 A Paci fic 99 72

155 H San Francisco 74 47

110 H Western Ill. 80 65

319 A Portland 70 56

143 H Saint Francis (PA) 97 74

167 H Loyol a Marymount 77 67

114 H UNLV 50 52

Average RPI Win:	301	WON-LOST	WINNING	LAST 10	STRENGTH OF	OPP. STRENGTH	TEAM	ADJ.	CONF.	ADJ CONF.
Average RPI Loss:	157	RECORD	PCT. RANK	GAMES	SCHEDULE	OF SCHEDULE	RPI	RPI	RPI	RPI
DIV. I ONLY	7- 11	239	4- 6	277	276	255	255	32	32	
DIV. I NON-CONF.	3- 8	268	0- 5	234	111	259	259	32	32	
-----										
TOTALS	RPI 1-25	RPI 26-50	W-L RECORDS	RPI 51-100	RPI 101-999	RPI 201+				
7- 11	0- 1	0- 0	OVERALL	0- 3	7- 7	7- 3				
5- 2	0- 1	0- 0	HOME	0- 0	5- 1	5- 1				
2- 8	0- 0	0- 0	AWAY	0- 0	2- 1	2- 1				
0- 1	0- 0	0- 0	NEUTRAL	0- 1	0- 0	0- 0				
3- 8	0- 1	0- 0	NON-CONFERENCE	0- 3	3- 4	3- 0				
2- 1	0- 1	0- 0	HOME	0- 0	2- 0	2- 0				
1- 6	0- 0	0- 0	AWAY	0- 2	1- 4	1- 0				
0- 1	0- 0	0- 0	NEUTRAL	0- 1	0- 0	0- 0				
4- 3	0- 0	0- 0	CONFERENCE	0- 0	4- 3	4- 3				
3- 1	0- 0	0- 0	HOME	0- 0	3- 1	3- 1				
1- 2	0- 0	0- 0	AWAY	0- 0	1- 2	1- 2				
0- 0	0- 0	0- 0	NEUTRAL	0- 0	0- 0	0- 0				

RPI 1-25				RPI 26-50				RPI 51-100				RPI 101+ Team's RPI: 255			
RPI	S	Opponent	Score	RPI	S	Opponent	Score	RPI	S	Opponent	Score	RPI	S	Opponent	Score
4	H	Florida St.	53 96					82	A	Arkansas	62 79	160	A	Xavier	67 72
								84	A	Alabama	49 73	163	A	Memphis	48 57
								86	N	North Carolina	63 79	194	A	Arkansas St.	56 76
												196	A	Louisiana Tech	53 64
												210	A	Southern U.	44 63
												257	H	Texas Southern	63 73
												276	A	Alcorn	75 68
												285	H	Alabama A&M	78 49
												292	A	McNeese	75 60
												293	A	Jackson St.	70 82
												295	H	Prairie View	81 79
												311	H	Southeastern La.	61 52
												317	H	Alabama St.	93 71
												333	H	La. -Monroe	61 52
LAST 12 Division I GAMES:															
293	A	Jackson St.	70 82	285	H	Alabama A&M	78 49	82	A	Arkansas	62 79				
257	H	Texas Southern	63 73	82	A	Arkansas	62 79	163	A	Memphis	48 57				
295	H	Prairie View	81 79	86	N	North Carolina	63 79	194	A	Arkansas St.	56 76				
276	A	Alcorn	75 68	84	A	Alabama	49 73								
210	A	Southern U.	44 63												
317	H	Alabama St.	93 71												

Non-Div I Games:

Grambling

Loss, 
Non-Conf, S Site, H Home
A Away
N Neutral

## Grand Canyon

Through Games Of Jan. 25, 2018

Average RPI Win:	279	WON-LOST	WINNING	LAST 10	STRENGTH OF	OPP. STRENGTH	TEAM	ADJ.	CONF.	ADJ CONF.
Average RPI Loss:	186	RECORD	PCT. RANK	GAMES	SCHEDULE	OF SCHEDULE	RPI	RPI	RPI	RPI
DIV. I ONLY	7- 10	229	6- 3	309	309	275	275	30	30	
DIV. I NON-CONF.	4- 8	239	3- 3	269	296	272	272	30	30	
-----										
TOTALS	RPI 1-25	RPI 26-50	W-L RECORDS	RPI 51-100	RPI 101-999	RPI 201+				
7- 10	0- 1	0- 0	OVERALL	0- 0	7- 9	6- 5				
4- 4	0- 1	0- 0	HOME	0- 0	4- 3	4- 2				
3- 6	0- 0	0- 0	AWAY	0- 0	3- 6	2- 3				
0- 0	0- 0	0- 0	NEUTRAL	0- 0	0- 0	0- 0				
4- 8	0- 1	0- 0	NON-CONFERENCE	0- 0	4- 7	3- 3				
2- 3	0- 1	0- 0	HOME	0- 0	2- 2	2- 1				
2- 5	0- 0	0- 0	AWAY	0- 0	2- 5	1- 2				
0- 0	0- 0	0- 0	NEUTRAL	0- 0	0- 0	0- 0				
3- 2	0- 0	0- 0	CONFERENCE	0- 0	3- 2	3- 2				
2- 1	0- 0	0- 0	HOME	0- 0	2- 1	2- 1				
1- 1	0- 0	0- 0	AWAY	0- 0	1- 1	1- 1				
0- 0	0- 0	0- 0	NEUTRAL	0- 0	0- 0	0- 0				

RPI 1-25				RPI 26-50				RPI 51-100				RPI 101+ Team's RPI: 275			
RPI	S	Opponent	Score	RPI	S	Opponent	Score	RPI	S	Opponent	Score	RPI	S	Opponent	Score
19	H	Duke	61 74									114	A	UNLV	47 76
												122	H	Rice	59 69
												134	A	Washington	65 79
												172	A	Cal Poly	69 75
												198	A	Fla. Atlantic	77 73
												202	A	Bethune-Cookman	60 69
												209	H	Seattle U	74 63
												247	A	New Mexico St.	60 64
												248	H	UMKC	59 62
												256	H	Santa Clara	39 38
												265	A	Valparaiso	75 80
												307	H	Southern Utah	59 54
												318	A	UTRGV	65 59
												325	A	Northern Ariz.	72 54
												336	H	Long Beach St.	63 65
												341	H	Chicago St.	64 36
LAST 12 Division I GAMES:															
248	H	UMKC	59 62	307	H	Southern Utah	59 54								
341	H	Chicago St.	64 36	325	A	Northern Ariz.	72 54								
318	A	UTRGV	65 59	134	A	Washington	65 79								
247	A	New Mexico St.	60 64	336	H	Long Beach St.	63 65								
209	H	Seattle U	74 63	202	A	Bethune-Cookman	60 69								
256	H	Santa Clara	39 38	198	A	Fla. Atlantic	77 73								

Non-Div I Games: Arizona Christian 75 51 Benedictine Mesa 67 53

Grand Canyon

Loss, 
Non-Conf, 
S Site, 
H Home
A Away
N Neutral



Average RPI	Win:	142	WON-LOST	WINNING	LAST 10	STRENGTH OF	OPP. STRENGTH	TEAM	ADJ.	CONF.	ADJ CONF.
Average RPI	Loss:	136	RECORD	PCT. RANK	GAMES	SCHEDULE	OF SCHEDULE	RPI	RPI	RPI	RPI
DIV. I ONLY		17- 2		9	9- 1	56	97	13	13	11	11
DIV. I NON-CONF.		10- 1		16	4- 0	28	30	7	7	12	12
-----											
TOTALS	RPI 1-25		RPI 26-50		W-L RECORDS	RPI 51-100		RPI 101-999		RPI 201+	
17- 2	1- 1		2- 0		OVERALL	4- 0		10- 1		5- 1	
7- 0	1- 0		1- 0		HOME	2- 0		3- 0		2- 0	
8- 1	0- 0		0- 0		AWAY	2- 0		6- 1		2- 1	
2- 1	0- 1		1- 0		NEUTRAL	0- 0		1- 0		1- 0	
10- 1	1- 1		2- 0		NON-CONFERENCE	2- 0		5- 0		3- 0	
4- 0	1- 0		1- 0		HOME	1- 0		1- 0		1- 0	
4- 0	0- 0		0- 0		AWAY	1- 0		3- 0		1- 0	
2- 1	0- 1		1- 0		NEUTRAL	0- 0		1- 0		1- 0	
7- 1	0- 0		0- 0		CONFERENCE	2- 0		5- 1		2- 1	
3- 0	0- 0		0- 0		HOME	1- 0		2- 0		1- 0	
4- 1	0- 0		0- 0		AWAY	1- 0		3- 1		1- 1	
0- 0	0- 0		0- 0		NEUTRAL	0- 0		0- 0		0- 0	

RPI	S	Opponent	Score	RPI	S	Opponent	Score	RPI	S	Opponent	Score	RPI	S	Opponent	Score
3	N	Mississippi St.	46 67	31	N	Arizona St.	61 48	61	A	Dayton	75 64	102	A	Wright St.	58 51
20	H	Marquette	63 55	35	H	South Dakota St.	55 41	85	A	IUPUI	60 34	119	H	Cleveland St.	69 43
								94	H	Chattanooga	60 30	157	A	Oakland	81 48
								95	H	Milwaukee	52 29	181	A	Northwestern	63 57
												191	A	Wisconsin	67 34
												205	N	Columbia	61 43
												216	H	Bradley	72 40
												241	H	Youngstown St.	65 56
												269	A	Northern Ky.	54 62
												284	A	Detroit Mercy	85 27
												290	A	Loyola Chicago	76 39
-----															
LAST 12 Division I GAMES:															
157	A	Oakland	81 48	269	A	Northern Ky.	54 62	102	A	Wright St.	58 51	181	A	Northwestern	63 57
284	A	Detroit Mercy	85 27	61	A	Dayton	75 64	216	H	Bradley	72 40	290	A	Loyola Chicago	76 39
85	A	IUPUI	60 34					290	A	Loyola Chicago	76 39				
119	H	Cleveland St.	69 43					61	A	Dayton	75 64				
241	H	Youngstown St.	65 56												
95	H	Milwaukee	52 29												

Non-Div I Games:

Green Bay

Average RPI Win:	262	WON-LOST	WINNING	LAST 10	STRENGTH OF	OPP. STRENGTH	TEAM	ADJ.	CONF.	ADJ CONF.
Average RPI Loss:	110	RECORD	PCT. RANK	GAMES	SCHEDULE	OF SCHEDULE	RPI	RPI	RPI	RPI
DIV. I ONLY	7- 10	229	5- 4	197	139	187	187	31	31	
DIV. I NON-CONF.	4- 9	249	2- 5	55	57	153	153	31	31	
-----										
TOTALS	RPI 1-25	RPI 26-50	W-L RECORDS	RPI 51-100	RPI 101-999	RPI 201+				
7- 10	0- 1	0- 1	OVERALL	1- 5	6- 3	6- 1				
3- 1	0- 0	0- 0	HOME	0- 1	3- 0	3- 0				
3- 8	0- 1	0- 1	AWAY	1- 3	2- 3	2- 1				
1- 1	0- 0	0- 0	NEUTRAL	0- 1	1- 0	1- 0				
4- 9	0- 1	0- 1	NON-CONFERENCE	1- 5	3- 2	3- 0				
2- 1	0- 0	0- 0	HOME	0- 1	2- 0	2- 0				
1- 7	0- 1	0- 1	AWAY	1- 3	0- 2	0- 0				
1- 1	0- 0	0- 0	NEUTRAL	0- 1	1- 0	1- 0				
3- 1	0- 0	0- 0	CONFERENCE	0- 0	3- 1	3- 1				
1- 0	0- 0	0- 0	HOME	0- 0	1- 0	1- 0				
2- 1	0- 0	0- 0	AWAY	0- 0	2- 1	2- 1				
0- 0	0- 0	0- 0	NEUTRAL	0- 0	0- 0	0- 0				

RPI 1-25				RPI 26-50				RPI 51-100				RPI 101+				Team's RPI: 187
RPI	S	Opponent	Score	RPI	S	Opponent	Score	RPI	S	Opponent	Score	RPI	S	Opponent	Score	
6	A	Oregon	45 87	32	A	Virginia	62 66	55	H	Quinnipiac	58 64	174	A	Temple	56 65	
								63	A	TCU	68 90	182	A	Samford	61 66	
								80	A	Elon	59 82	205	H	Columbia	60 58	
								86	A	North Carolina	70 66	260	N	San Jose St.	81 73	
								92	N	Brown	66 73	303	H	Delaware St.	66 62	
								94	A	Chattanooga	52 64	310	A	UMES	70 65	
												322	H	Old Dominion	50 42	
												324	A	South Carolina St.	70 78	
												345	A	Savannah St.	81 53	
-----																
LAST 12 Division I GAMES:																
324	A	South Carolina St.	70 78	182	A	Samford	61 66									
345	A	Savannah St.	81 53	94	A	Chattanooga	52 64									
322	H	Old Dominion	50 42	63	A	TCU	68 90									
303	H	Delaware St.	66 62	174	A	Temple	56 65									
310	A	UMES	70 65	55	H	Quinnipiac	58 64									
205	H	Columbia	60 58	6	A	Oregon	45 87									

Non-Div I Games:

Hampton

Average RPI Win:	245	WON-LOST	WINNING	LAST 10	STRENGTH OF	OPP. STRENGTH	TEAM	ADJ.	CONF.	ADJ CONF.
Average RPI Loss:	107	RECORD	PCT. RANK	GAMES	SCHEDULE	OF SCHEDULE	RPI	RPI	RPI	RPI
DIV. I ONLY	12- 8	113	6- 4	175	231	135	135	20	20	
DIV. I NON-CONF.	8- 5	111	4- 1	128	225	114	114	23	23	
-----										
TOTALS	RPI 1-25	RPI 26-50	W-L RECORDS	RPI 51-100	RPI 101-999	RPI 201+				
12- 8	0- 0	0- 2	OVERALL	1- 4	11- 2	10- 1				
6- 3	0- 0	0- 1	HOME	1- 2	5- 0	5- 0				
3- 5	0- 0	0- 0	AWAY	0- 0	3- 1	3- 1				
3- 0	0- 0	0- 0	NEUTRAL	0- 0	3- 0	2- 0				
8- 5	0- 0	0- 2	NON-CONFERENCE	0- 3	8- 0	7- 0				
4- 2	0- 0	0- 1	HOME	0- 1	4- 0	4- 0				
1- 3	0- 0	0- 1	AWAY	0- 2	1- 0	1- 0				
3- 0	0- 0	0- 0	NEUTRAL	0- 0	3- 0	2- 0				
4- 3	0- 0	0- 0	CONFERENCE	1- 1	3- 2	3- 1				
2- 1	0- 0	0- 0	HOME	1- 1	1- 0	1- 0				
2- 2	0- 0	0- 0	AWAY	0- 0	2- 2	2- 1				
0- 0	0- 0	0- 0	NEUTRAL	0- 0	0- 0	0- 0				

RPI	S	Opponent	Score	RPI	S	Opponent	Score	RPI	S	Opponent	Score	RPI	S	Opponent	Score	Team's RPI: 135
26	A	Syracuse	63 75	27	H	Villanova	53 71	70	H	Albany (NY)	70 55	127	N	Yale	78 70	
								75	H	Maine	44 59	176	A	Binghamton	59 64	
								77	A	Fordham	44 69	203	H	Siena	71 62	
								86	A	North Carolina	70 90	206	H	Niagara	83 65	
								98	H	Delaware	63 72	217	H	Hofstra	60 49	
												234	A	Stony Brook	75 68	
												280	A	Bryant	59 47	
												285	N	Alabama A&M	56 47	
												294	A	Vermont	47 53	
												314	H	Central Conn. St.	68 52	
												328	H	UMBC	65 54	
												332	N	Charleston So.	62 43	
												349	A	UMass Lowell	81 42	
LAST 12 Division I GAMES:																
294	A	Vermont	47 53	70	H	Albany (NY)	70 55	127	N	Yale	78 70	77	A	Fordham	44 69	
75	H	Maine	44 59	203	H	Siena	71 62	280	A	Bryant	59 47	314	H	Central Conn. St.	68 52	
328	H	UMBC	65 54													
176	A	Binghamton	59 64													
349	A	UMass Lowell	81 42													
234	A	Stony Brook	75 68													

Non-Div I Games:

Hartford

Average RPI	Win:	205	WON-LOST	WINNING	LAST 10	STRENGTH OF	OPP. STRENGTH	TEAM	ADJ.	CONF.	ADJ CONF.
Average RPI	Loss:	81	RECORD	PCT. RANK	GAMES	SCHEDULE	OF SCHEDULE	RPI	RPI	RPI	RPI
DIV. I ONLY		9- 6		113	6- 4	96	125	88	88	9	9
DIV. I NON-CONF.		8- 5		111	7- 3	126	125	83	83	9	9
-----											
TOTALS	RPI 1-25		RPI 26-50		W-L RECORDS	RPI 51-100		RPI 101-999		RPI 201+	
9- 6	0- 0		0- 2		OVERALL	0- 2		9- 2		6- 0	
6- 0	0- 0		0- 0		HOME	0- 0		6- 0		4- 0	
1- 5	0- 0		0- 2		AWAY	0- 1		1- 2		0- 0	
2- 1	0- 0		0- 0		NEUTRAL	0- 1		2- 0		2- 0	
8- 5	0- 0		0- 2		NON-CONFERENCE	0- 2		8- 1		6- 0	
5- 0	0- 0		0- 0		HOME	0- 0		5- 0		4- 0	
1- 4	0- 0		0- 2		AWAY	0- 1		1- 1		0- 0	
2- 1	0- 0		0- 0		NEUTRAL	0- 1		2- 0		2- 0	
1- 1	0- 0		0- 0		CONFERENCE	0- 0		1- 1		0- 0	
1- 0	0- 0		0- 0		HOME	0- 0		1- 0		0- 0	
0- 1	0- 0		0- 0		AWAY	0- 0		0- 1		0- 0	
0- 0	0- 0		0- 0		NEUTRAL	0- 0		0- 0		0- 0	

RPI 1-25				RPI 26-50				RPI 51-100				Team's RPI : 88				RPI 101+			
RPI	S	Opponent	Score	RPI	S	Opponent	Score	RPI	S	Opponent	Score	RPI	S	Opponent	Score	RPI	S	Opponent	Score
				32	A	Vi rgi ni a	48 50	61	N	Dayton	66 72	103	A	Dartmouth	56 63				
				39	A	FGCU	56 65	75	A	Mai ne	51 76	103	H	Dartmouth	76 65				
												174	A	Temple	64 86				
												185	H	Boston U.	80 70				
												193	A	Northeastern	79 69				
												203	H	Siena	75 67				
												213	H	La Salle	70 61				
												224	N	Akron	76 63				
												229	N	N. C. A&T	64 60				
												234	H	Stony Brook	60 53				
												258	H	Sacred Heart	70 62				
LAST 12 Division I GAMES:																			
				103	H	Dartmouth	76 65	193	A	Northeastern	79 69								
				213	H	La Salle	70 61	174	A	Temple	64 86								
				103	A	Dartmouth	56 63	229	N	N. C. A&T	64 60								
				234	H	Stony Brook	60 53	32	A	Vi rgi ni a	48 50								
				224	N	Akron	76 63	185	H	Boston U.	80 70								
				39	A	FGCU	56 65	258	H	Sacred Heart	70 62								

Non-Div I Games:

Harvard

Average RPI		Win: 252	WON-LOST	WINNING	LAST 10	STRENGTH OF	OPP. STRENGTH	TEAM	ADJ.	CONF.	ADJ CONF.
Loss: 147			RECORD	PCT. RANK	GAMES	SCHEDULE	OF SCHEDULE	RPI	RPI	RPI	RPI
DIV. I ONLY		7- 12	247	1- 8	184	201	246	246	21	21	
DIV. I NON-CONF.		6- 6	170	1- 3	142	142	181	181	20	20	
-----											
TOTALS		RPI 1-25		RPI 26-50	W-L RECORDS	RPI 51-100		RPI 101-999		RPI 201+	
7- 12	0- 2		0- 2	OVERALL	0- 1	7- 7	5- 4				
5- 5	0- 0		0- 2	HOME	0- 0	5- 3	3- 1				
2- 5	0- 0		0- 0	AWAY	0- 1	2- 4	2- 3				
0- 2	0- 2		0- 0	NEUTRAL	0- 0	0- 0	0- 0				
6- 6	0- 2		0- 2	NON-CONFERENCE	0- 0	6- 2	4- 1				
4- 3	0- 0		0- 2	HOME	0- 0	4- 1	2- 0				
2- 1	0- 0		0- 0	AWAY	0- 0	2- 1	2- 1				
0- 2	0- 2		0- 0	NEUTRAL	0- 0	0- 0	0- 0				
1- 6	0- 0		0- 0	CONFERENCE	0- 1	1- 5	1- 3				
1- 2	0- 0		0- 0	HOME	0- 0	1- 2	1- 1				
0- 4	0- 0		0- 0	AWAY	0- 1	0- 3	0- 2				
0- 0	0- 0		0- 0	NEUTRAL	0- 0	0- 0	0- 0				

RPI 1-25				RPI 26-50				RPI 51-100				RPI 101+ Team's RPI: 246			
RPI	S	Opponent	Score	RPI	S	Opponent	Score	RPI	S	Opponent	Score	RPI	S	Opponent	Score
6	N	Oregon	44 85	46	H	Purdue	67 79	54	A	UC Davis	52 76	142	H	Idaho St.	62 64
15	N	Texas A&M	59 103	48	H	Southern Cal i forn i a	60 71					190	A	UC I rvi ne	66 70
												190	H	UC I rvi ne	67 74
												195	H	San Diego	64 63
												200	H	Marist	70 63
												209	A	Seattle U	73 58
												215	H	CSUN	58 70
												218	H	Montana St.	81 75
												238	A	UC Ri versi de	57 79
												282	A	Ari zona	65 60
												298	A	Cal St. Fullerton	57 69
												319	A	Portland	47 76
												325	H	Northern Ari z.	84 68
												336	H	Long Beach St.	74 66
-----															
LAST 12 Division I GAMES:															
215	H	CSUN	58 70	298	A	Cal St. Fullerton	57 69								
190	A	UC I rvi ne	66 70	6	N	Oregon	44 85								
238	A	UC Ri versi de	57 79	15	N	Texas A&M	59 103								
336	H	Long Beach St.	74 66	282	A	Ari zona	65 60								
190	H	UC I rvi ne	67 74	142	H	Idaho St.	62 64								
54	A	UC Davi s	52 76	218	H	Montana St.	81 75								

Non-Div I Games: Hawai i Paci fi c 67 57

Hawai i

Average RPI Win:	258	WON-LOST	WINNING	LAST 10	STRENGTH OF	OPP. STRENGTH	TEAM	ADJ.	CONF.	ADJ CONF.
Average RPI Loss:	99	RECORD	PCT. RANK	GAMES	SCHEDULE	OF SCHEDULE	RPI	RPI	RPI	RPI
DIV. I ONLY	10- 6	102	8- 2	201	247	117	117	29	29	
DIV. I NON-CONF.	4- 5	202	2- 3	105	91	123	123	29	29	
<hr/>										
TOTALS	RPI 1-25	RPI 26-50	W-L RECORDS	RPI 51-100	RPI 101-999	RPI 201+				
10- 6	0- 1	0- 0	OVERALL	0- 3	10- 2	8- 1				
4- 2	0- 0	0- 0	HOME	0- 1	4- 1	4- 0				
6- 4	0- 0	0- 0	AWAY	0- 1	6- 1	4- 1				
0- 0	0- 0	0- 0	NEUTRAL	0- 0	0- 0	0- 0				
4- 5	0- 1	0- 0	NON-CONFERENCE	0- 3	4- 1	2- 0				
1- 2	0- 0	0- 0	HOME	0- 1	1- 1	1- 0				
3- 3	0- 1	0- 0	AWAY	0- 2	3- 0	1- 0				
0- 0	0- 0	0- 0	NEUTRAL	0- 0	0- 0	0- 0				
6- 1	0- 0	0- 0	CONFERENCE	0- 0	6- 1	6- 1				
3- 0	0- 0	0- 0	HOME	0- 0	3- 0	3- 0				
3- 1	0- 0	0- 0	AWAY	0- 0	3- 1	3- 1				
0- 0	0- 0	0- 0	NEUTRAL	0- 0	0- 0	0- 0				

RPI 1-25				RPI 26-50				RPI 51-100				RPI 101+ Team's RPI: 117			
RPI	S	Opponent	Score	RPI	S	Opponent	Score	RPI	S	Opponent	Score	RPI	S	Opponent	Score
19	A	Duke	50 77					60	A	Virginia Tech	63 86	146	H	Davi dson	74 82
								76	A	Ohi o	61 64	179	A	Stetson	69 64
								91	H	UAB	61 77	198	A	Norfol k St.	59 56
												204	A	Radford	47 50
												210	H	Gardner-Webb	83 80
												236	A	UNCG	81 72
												245	A	UNC Asheville	58 45
												249	A	Campbel l	62 53
												262	H	Presbyteri an	81 55
												308	H	Western Caro.	75 69
												344	A	W nthrop	79 58
												348	H	Longwood	62 41
<hr/>															
LAST 12 Division I GAMES:															
204	A	Radford	47 50	210	H	Gardner-Webb	83 80								
348	H	Longwood	62 41	236	A	UNCG	81 72								
249	A	Campbel l	62 53	308	H	Western Caro.	75 69								
344	A	W nthrop	79 58	146	H	Davi dson	74 82								
262	H	Presbyteri an	81 55	60	A	Vi rgi ni a Tech	63 86								
245	A	UNC Asheville	58 45	91	H	UAB	61 77								

Non-Div I Games: N. C. Wesleyan 111 54 Barton 82 69

High Point

H  
o  
f  
s  
t  
r  
a

Hofstra				Through Games Of Jan. 25, 2018								
Average RPI	Win:	242	WON-LOST	WINNING	LAST 10	STRENGTH OF	OPP. STRENGTH	TEAM	ADJ.	CONF.	ADJ CONF.	
Average RPI	Loss:	129	RECORD	PCT. RANK	GAMES	SCHEDULE	OF SCHEDULE	RPI	RPI	RPI	RPI	
DIV. I ONLY		10- 9		162	5- 5	275	147	217	217	10	10	
DIV. I NON-CONF.		6- 5		153	2- 2	335	180	248	248	13	13	
-----												
TOTALS		RPI 1-25		RPI 26-50		W-L RECORDS		RPI 51-100		RPI 101-999		RPI 201+
10- 9		0- 0		0- 2		OVERALL		0- 2		10- 5		8- 3
5- 5		0- 0		0- 1		HOME		0- 2		5- 2		4- 2
4- 4		0- 0		0- 1		AWAY		0- 0		4- 3		4- 1
1- 0		0- 0		0- 0		NEUTRAL		0- 0		1- 0		0- 0
6- 5		0- 0		0- 0		NON-CONFERENCE		0- 0		6- 5		5- 3
3- 2		0- 0		0- 0		HOME		0- 0		3- 2		3- 2
2- 3		0- 0		0- 0		AWAY		0- 0		2- 3		2- 1
1- 0		0- 0		0- 0		NEUTRAL		0- 0		1- 0		0- 0
4- 4		0- 0		0- 2		CONFERENCE		0- 2		4- 0		3- 0
2- 3		0- 0		0- 1		HOME		0- 2		2- 0		1- 0
2- 1		0- 0		0- 1		AWAY		0- 0		2- 0		2- 0
0- 0		0- 0		0- 0		NEUTRAL		0- 0		0- 0		0- 0

H  
o  
f  
s  
t  
r  
a

RPI 1-25				RPI 26-50				RPI 51-100				RPI 101+ Team's RPI: 217			
RPI	S	Opponent	Score	RPI	S	Opponent	Score	RPI	S	Opponent	Score	RPI	S	Opponent	Score
				43	A	Drexel	38 47	87	H	James Madison	42 55	106	N	Wake Forest	69 66
				43	H	Drexel	47 58	98	H	Delaware	51 58	114	A	UNLV	52 68
												135	A	Hartford	49 60
												145	H	William & Mary	65 54
												203	H	Siena	60 70
												205	A	Columbia	53 75
												223	H	Holy Cross	69 63
												234	H	Stony Brook	49 73
												235	H	St. Bonaventure	71 68
												254	A	Col. of Charleston	75 60
												254	H	Col. of Charleston	65 60
												258	A	Sacred Heart	86 81
												278	A	UNCW	69 61
												328	H	UMBC	71 55
												342	A	Iona	68 43
-----															
LAST 12 Division I GAMES:															
				43	H	Drexel	47 58	43	A	Drexel	38 47				
				145	H	William & Mary	65 54	87	H	James Madison	42 55				
				254	H	Col. of Charleston	65 60	235	H	St. Bonaventure	71 68				
				98	H	Delaware	51 58	205	A	Columbia	53 75				
				278	A	UNCW	69 61	342	A	Iona	68 43				
				254	A	Col. of Charleston	75 60	203	H	Siena	60 70				

Non-Div I Games:

Hofstra

Average RPI Win:	259	WON-LOST	WINNING	LAST 10	STRENGTH OF	OPP. STRENGTH	TEAM	ADJ.	CONF.	ADJ CONF.
Average RPI Loss:	147	RECORD	PCT. RANK	GAMES	SCHEDULE	OF SCHEDULE	RPI	RPI	RPI	RPI
DIV. I ONLY	9- 11	203	4- 6	223	275	223	223	15	15	
DIV. I NON-CONF.	5- 6	187	2- 1	279	330	243	243	18	18	
-----										
TOTALS	RPI 1-25	RPI 26-50	W-L RECORDS	RPI 51-100	RPI 101-999	RPI 201+				
9- 11	0- 0	0- 0	OVERALL	0- 4	9- 7	6- 3				
3- 7	0- 0	0- 0	HOME	0- 3	3- 4	2- 1				
6- 4	0- 0	0- 0	AWAY	0- 1	6- 3	4- 2				
0- 0	0- 0	0- 0	NEUTRAL	0- 0	0- 0	0- 0				
5- 6	0- 0	0- 0	NON-CONFERENCE	0- 2	5- 4	5- 1				
2- 3	0- 0	0- 0	HOME	0- 1	2- 2	2- 0				
3- 3	0- 0	0- 0	AWAY	0- 1	3- 2	3- 1				
0- 0	0- 0	0- 0	NEUTRAL	0- 0	0- 0	0- 0				
4- 5	0- 0	0- 0	CONFERENCE	0- 2	4- 3	1- 2				
1- 4	0- 0	0- 0	HOME	0- 2	1- 2	0- 1				
3- 1	0- 0	0- 0	AWAY	0- 0	3- 1	1- 1				
0- 0	0- 0	0- 0	NEUTRAL	0- 0	0- 0	0- 0				

RPI 1-25				RPI 26-50				RPI 51-100				RPI 101+ Team's RPI: 223			
RPI	S	Opponent	Score	RPI	S	Opponent	Score	RPI	S	Opponent	Score	RPI	S	Opponent	Score
								58	H	American	63 68	103	H	Dartmouth	74 76
								70	H	Albany (NY)	56 65	156	H	Bucknell	47 71
								89	H	Navy	58 65	177	H	Lehigh	54 49
								92	A	Brown	78 82	183	H	Boston College	61 70
												185	A	Boston U.	60 57
												189	A	Army West Point	70 62
												200	A	Marist	74 85
												217	A	Hofstra	63 69
												222	H	Lafayette	65 69
												227	A	Loyola Maryland	60 77
												267	A	Rider	83 56
												273	A	Colgate	71 64
												280	H	Bryant	59 57
												294	H	Vermont	64 53
												321	A	Rhode Island	69 63
												349	A	UMass Lowell	84 56
-----															
LAST 12 Division I GAMES:															
								58	H	American	63 68	177	H	Lehigh	54 49
								156	H	Bucknell	47 71	222	H	Lafayette	65 69
								189	A	Army West Point	70 62	273	A	Colgate	71 64
								185	A	Boston U.	60 57	103	H	Dartmouth	74 76
								89	H	Navy	58 65	321	A	Rhode Island	69 63
								227	A	Loyola Maryland	60 77	294	H	Vermont	64 53

Non-Div I Games:

Holy Cross



Average RPI Win:	172	WON-LOST	WINNING	LAST 10	STRENGTH OF	OPP. STRENGTH	TEAM	ADJ.	CONF.	ADJ CONF.
Average RPI Loss:	99	RECORD	PCT. RANK	GAMES	SCHEDULE	OF SCHEDULE	RPI	RPI	RPI	RPI
DIV. I ONLY	15- 6	64	7- 3	71	93	45	45	8	8	
DIV. I NON-CONF.	11- 3	46	4- 1	95	101	30	30	7	7	
-----										
TOTALS	RPI 1-25	RPI 26-50	W-L RECORDS	RPI 51-100	RPI 101-999	RPI 201+				
15- 6	0- 3	0- 0	OVERALL	2- 0	13- 3	4- 1				
6- 2	0- 1	0- 0	HOME	1- 0	5- 1	3- 0				
6- 4	0- 2	0- 0	AWAY	0- 0	6- 2	1- 1				
3- 0	0- 0	0- 0	NEUTRAL	1- 0	2- 0	0- 0				
11- 3	0- 2	0- 0	NON-CONFERENCE	2- 0	9- 1	3- 0				
5- 0	0- 0	0- 0	HOME	1- 0	4- 0	3- 0				
3- 3	0- 2	0- 0	AWAY	0- 0	3- 1	0- 0				
3- 0	0- 0	0- 0	NEUTRAL	1- 0	2- 0	0- 0				
4- 3	0- 1	0- 0	CONFERENCE	0- 0	4- 2	1- 1				
1- 2	0- 1	0- 0	HOME	0- 0	1- 1	0- 0				
3- 1	0- 0	0- 0	AWAY	0- 0	3- 1	1- 1				
0- 0	0- 0	0- 0	NEUTRAL	0- 0	0- 0	0- 0				

RPI 1-25				RPI 26-50				Team's RPI: 45				RPI 51-100				RPI 101+			
RPI	S	Opponent	Score	RPI	S	Opponent	Score					RPI	S	Opponent	Score	RPI	S	Opponent	Score
1	H	UConn	35 95									95	N	Milwaukee	74 59	107	A	Tulane	98 92
14	A	Rutgers	57 75									97	H	George Mason	82 73	132	H	ETSU	88 69
15	A	Texas A&M	65 83													139	H	Cincinnati	82 88
																149	N	Liberty	75 68
																151	H	Wichita St.	73 55
																166	A	Texas St.	72 67
																173	A	UT Arlington	62 58
																174	A	Temple	99 75
																183	A	Boston College	74 79
																192	A	New Orleans	78 66
																193	N	Northeastern	72 64
																205	H	Columbia	77 53
																219	A	SMU	85 75
																231	H	Texas Tech	79 75
																244	A	East Carolina	78 80
																296	H	Incarnate Word	98 67
-----																			
										LAST 12 Division I GAMES:									
244	A	East Carolina	78 80	219	A	SMU	85 75												
174	A	Temple	99 75	205	H	Columbia	77 53												
1	H	UConn	35 95	97	H	George Mason	82 73												
139	H	Cincinnati	82 88	296	H	Incarnate Word	98 67												
107	A	Tulane	98 92	14	A	Rutgers	57 75												
151	H	Wichita St.	73 55	132	H	ETSU	88 69												

Non-Div I Games:

Houston

Average RPI Win: 314

WON-LOST

WINNING

LAST 10

STRENGTH OF

OPP. STRENGTH

TEAM

ADJ.

CONF.

ADJ CONF.

Average RPI Loss: 200

RECORD

PCT. RANK

GAMES

SCHEDULE

OF SCHEDULE

RPI

RPI

RPI

RPI

DIV. I ONLY	2- 12	321	2- 8	293	331	323	323	26	26
DIV. I NON-CONF.	0- 6	337	0- 2	65	337	306	306	25	25
TOTALS	RPI 1-25	RPI 26-50	W-L RECORDS	RPI 51-100	RPI 101-999	RPI 201+			
2- 12	0- 0	0- 1	OVERALL	0- 0	2- 11	2- 5			
0- 4	0- 0	0- 0	HOME	0- 0	0- 4	0- 3			
2- 8	0- 0	0- 1	AWAY	0- 0	2- 7	2- 2			
0- 0	0- 0	0- 0	NEUTRAL	0- 0	0- 0	0- 0			
0- 6	0- 0	0- 1	NON-CONFERENCE	0- 0	0- 5	0- 1			
0- 0	0- 0	0- 0	HOME	0- 0	0- 0	0- 0			
0- 6	0- 0	0- 1	AWAY	0- 0	0- 5	0- 1			
0- 0	0- 0	0- 0	NEUTRAL	0- 0	0- 0	0- 0			
2- 6	0- 0	0- 0	CONFERENCE	0- 0	2- 6	2- 4			
0- 4	0- 0	0- 0	HOME	0- 0	0- 4	0- 3			
2- 2	0- 0	0- 0	AWAY	0- 0	2- 2	2- 1			
0- 0	0- 0	0- 0	NEUTRAL	0- 0	0- 0	0- 0			

RPI	S	Opponent	Score	RPI	S	Opponent	Score	RPI	S	Opponent	Score	RPI	S	Opponent	Score
29	A	South Fla.	43 90									122	A	Rice	45 67
												128	A	UTEP	62 69
												138	H	Lamar University	51 79
												180	A	Oral Roberts	56 78
												192	A	New Orleans	52 70
												196	A	Louisiana Tech	62 85
												220	A	Abilene Christian	68 80
												259	H	Nicholls St.	61 73
												292	H	McNeese	74 86
												296	A	Incarnate Word	58 56
												311	H	Southeastern La.	61 76
												331	A	Sam Houston St.	69 61
												333	A	La.-Monroe	73 77
LAST 12 Division I GAMES:															
296	A	Incarnate Word	58 56	192	A	New Orleans	52 70								
292	H	McNeese	74 86	138	H	Lamar University	51 79								
311	H	Southeastern La.	61 76	196	A	Louisiana Tech	62 85								
331	A	Sam Houston St.	69 61	333	A	La.-Monroe	73 77								
220	A	Abilene Christian	68 80	128	A	UTEP	62 69								
259	H	Nicholls St.	61 73	180	A	Oral Roberts	56 78								

Non-Div I Games:

LeTourneau

88 43

Paul Quinn

74 54

Jarvis Christian

78 30

Huston-Tillotson 76 72

Houston Baptist

Average RPI Win: **298**  
 Average RPI Loss: **158**

WON-LOST  
RECORD

WINNING  
PCT. RANK

LAST 10  
GAMES

STRENGTH OF  
SCHEDULE

OPP. STRENGTH  
OF SCHEDULE

TEAM  
RPI

ADJ.  
RPI

CONF.  
RPI

ADJ CONF.  
RPI

DIV. I ONLY	7- 12	247	4- 5	138	347	243	243	31	31
DIV. I NON-CONF.	4- 9	249	1- 4	40	321	213	213	31	31
TOTALS	RPI 1-25	RPI 26-50	W-L RECORDS	RPI 51-100	RPI 101-999	RPI 201+			
7- 12	0- 2	0- 0	OVERALL	0- 2	7- 8	7- 5			
5- 4	0- 0	0- 0	HOME	0- 1	5- 3	5- 2			
2- 8	0- 0	0- 0	AWAY	0- 0	2- 1	2- 1			
0- 0	0- 0	0- 0	NEUTRAL	0- 0	0- 0	0- 0			
4- 9	0- 2	0- 0	NON-CONFERENCE	0- 2	4- 5	4- 2			
4- 2	0- 0	0- 0	HOME	0- 1	4- 1	4- 0			
0- 7	0- 2	0- 0	AWAY	0- 1	0- 4	0- 2			
0- 0	0- 0	0- 0	NEUTRAL	0- 0	0- 0	0- 0			
3- 3	0- 0	0- 0	CONFERENCE	0- 0	3- 3	3- 3			
1- 2	0- 0	0- 0	HOME	0- 0	1- 2	1- 2			
2- 1	0- 0	0- 0	AWAY	0- 0	2- 1	2- 1			
0- 0	0- 0	0- 0	NEUTRAL	0- 0	0- 0	0- 0			

RPI	S	Opponent	Score	RPI	S	Opponent	Score	RPI	S	Opponent	Score	RPI	S	Opponent	Score	Team's RPI: 243
16	A	Georgia	47 <b>87</b>					72	A	Mercer	44 <b>70</b>	139	A	Cincinnati	53 <b>87</b>	
24	A	Maryland	49 <b>111</b>					92	H	Brown	81 <b>85</b>	145	H	William & Mary	71 <b>83</b>	
												148	A	Georgetown	41 <b>93</b>	
												202	H	Bethune-Cookman	55 <b>59</b>	
												203	A	Siena	61 <b>72</b>	
												229	H	N. C. A&T	68 <b>76</b>	
												249	H	Campbell	63 61	
												272	H	St. Francis Brooklyn	72 69	
												274	H	FIU	69 62	
												289	H	Fairleigh Dickinson	68 65	
												294	A	Vermont	65 <b>88</b>	
												324	A	South Carolina St.	68 58	
												334	H	N. C. Central	69 54	
												335	A	Florida A&M	59 <b>74</b>	
												345	A	Savannah St.	87 59	
LAST 12 Division I GAMES:																
229	H	N. C. A&T	68 <b>76</b>	92	H	Brown	81 <b>85</b>	249	H	Campbell	63 61					
334	H	N. C. Central	69 54	72	A	Mercer	44 <b>70</b>	16	A	Georgia	47 <b>87</b>					
345	A	Savannah St.	87 59	139	A	Cincinnati	53 <b>87</b>									
324	A	South Carolina St.	68 58	272	H	St. Francis Brooklyn	72 69									
202	H	Bethune-Cookman	55 <b>59</b>													
335	A	Florida A&M	59 <b>74</b>													

Howard

Howard

Non-Div I Games:

Howard

Average RPI Win:	208	WON-LOST	WINNING	LAST 10	STRENGTH OF	OPP. STRENGTH	TEAM	ADJ.	CONF.	ADJ CONF.
Average RPI Loss:	52	RECORD	PCT. RANK	GAMES	SCHEDULE	OF SCHEDULE	RPI	RPI	RPI	RPI
DIV. I ONLY	14- 4	36	8- 2	248	88	85	85	11	11	
DIV. I NON-CONF.	7- 3	74	2- 2	270	29	89	89	12	12	
-----										
TOTALS	RPI 1-25	RPI 26-50	W-L RECORDS	RPI 51-100	RPI 101-999	RPI 201+				
14- 4	0- 1	1- 1	OVERALL	1- 1	12- 1	7- 0				
3- 2	0- 1	0- 0	HOME	0- 0	3- 1	2- 0				
10- 2	0- 0	0- 1	AWAY	1- 1	9- 0	5- 0				
1- 0	0- 0	1- 0	NEUTRAL	0- 0	0- 0	0- 0				
7- 3	0- 0	1- 1	NON-CONFERENCE	1- 1	5- 1	3- 0				
1- 1	0- 0	0- 0	HOME	0- 0	1- 1	1- 0				
5- 2	0- 0	0- 1	AWAY	1- 1	4- 0	2- 0				
1- 0	0- 0	1- 0	NEUTRAL	0- 0	0- 0	0- 0				
7- 1	0- 1	0- 0	CONFERENCE	0- 0	7- 0	4- 0				
2- 1	0- 1	0- 0	HOME	0- 0	2- 0	1- 0				
5- 0	0- 0	0- 0	AWAY	0- 0	5- 0	3- 0				
0- 0	0- 0	0- 0	NEUTRAL	0- 0	0- 0	0- 0				

RPI	S	Opponent	Score	RPI	S	Opponent	Score	RPI	S	Opponent	Score	RPI	S	Opponent	Score
13	H	Green Bay	34 60	30	A	DePaul	71 85	51	A	UCF	59 63	102	A	Wright St.	64 61
				47	N	Wyoming	65 59	76	A	Ohio	76 52	115	H	Miami (OH)	83 96
												119	A	Cleveland St.	77 64
												157	H	Oakland	80 64
												163	A	Memphis	80 57
												188	A	UNI	54 48
												241	A	Youngstown St.	65 43
												269	A	Northern Ky.	71 35
												281	H	Indiana St.	86 57
												284	H	Detroit Mercy	90 62
												327	A	Ill. - Chicago	82 46
												329	A	Tennessee Tech	68 54
												330	A	Ga. Southern	72 52
LAST 12 Division I GAMES:															
102	A	Wright St.	64 61	119	A	Cleveland St.	77 64	327	A	Ill. - Chicago	82 46	30	A	DePaul	71 85
269	A	Northern Ky.	71 35	327	A	Ill. - Chicago	82 46	330	A	Ga. Southern	72 52	329	A	Tennessee Tech	68 54
13	H	Green Bay	34 60	30	A	DePaul	71 85	115	H	Miami (OH)	83 96				
157	H	Oakland	80 64												
284	H	Detroit Mercy	90 62												
241	A	Youngstown St.	65 43												

Non-Div I Games: Georgetown (KY) 85 52

IUPUI

Average RPI Win:	205	WON-LOST	WINNING	LAST 10	STRENGTH OF	OPP. STRENGTH	TEAM	ADJ.	CONF.	ADJ CONF.
Average RPI Loss:	124	RECORD	PCT. RANK	GAMES	SCHEDULE	OF SCHEDULE	RPI	RPI	RPI	RPI
DIV. I ONLY	8- 10	208	5- 4	155	101	174	174	19	19	
DIV. I NON-CONF.	3- 7	254	0- 3	53	90	166	166	14	14	
-----										
TOTALS	RPI 1-25	RPI 26-50	W-L RECORDS	RPI 51-100	RPI 101-999	RPI 201+				
8- 10	0- 1	0- 2	OVERALL	1- 2	7- 5	4- 4				
4- 4	0- 0	0- 1	HOME	0- 1	4- 2	3- 1				
4- 5	0- 0	0- 0	AWAY	1- 0	3- 0	1- 0				
0- 1	0- 0	0- 0	NEUTRAL	0- 1	0- 0	0- 0				
3- 7	0- 1	0- 2	NON-CONFERENCE	0- 1	3- 3	2- 2				
1- 3	0- 0	0- 1	HOME	0- 0	1- 2	1- 1				
2- 3	0- 1	0- 1	AWAY	0- 0	2- 1	1- 1				
0- 1	0- 0	0- 0	NEUTRAL	0- 1	0- 0	0- 0				
5- 3	0- 0	0- 0	CONFERENCE	1- 1	4- 2	2- 2				
3- 1	0- 0	0- 0	HOME	0- 1	3- 0	2- 0				
2- 2	0- 0	0- 0	AWAY	1- 0	1- 2	0- 2				
0- 0	0- 0	0- 0	NEUTRAL	0- 0	0- 0	0- 0				

RPI 1-25				RPI 26-50				RPI 51-100				RPI 101+ Team's RPI: 174			
RPI	S	Opponent	Score	RPI	S	Opponent	Score	RPI	S	Opponent	Score	RPI	S	Opponent	Score
7	A	Ohio St.	56 99	31	A	Arizona St.	33 77	53	A	Northern Colo.	79 71	131	H	North Dakota	80 75
				47	H	Wyoming	64 70	53	H	Northern Colo.	72 78	134	H	Washington	69 81
								63	N	TCU	76 86	137	A	Portland St.	101 90
												170	A	Colorado St.	83 69
												209	H	Seattle U	60 68
												212	A	Eastern Wash.	64 71
												215	A	CSUN	80 75
												220	A	Abilene Christian	72 82
												268	A	Sacramento St.	64 79
												298	H	Cal St. Fullerton	80 60
												307	H	Southern Utah	74 51
												325	H	Northern Ariz.	83 68
-----															
LAST 12 Division I GAMES:															
				53	A	Northern Colo.	79 71	53	H	Northern Colo.	72 78				
				325	H	Northern Ariz.	83 68	131	H	North Dakota	80 75				
				307	H	Southern Utah	74 51	31	A	Arizona St.	33 77				
				212	A	Eastern Wash.	64 71	209	H	Seattle U	60 68				
				137	A	Portland St.	101 90	47	H	Wyoming	64 70				
				268	A	Sacramento St.	64 79	298	H	Cal St. Fullerton	80 60				

Non-Div I Games: Eastern Ore. 84 70

Idaho

Average RPI Win:	224	WON-LOST	WINNING	LAST 10	STRENGTH OF	OPP. STRENGTH	TEAM	ADJ.	CONF.	ADJ CONF.
Average RPI Loss:	137	RECORD	PCT. RANK	GAMES	SCHEDULE	OF SCHEDULE	RPI	RPI	RPI	RPI
DIV. I ONLY	10- 6	102	6- 3	296	136	142	142	19	19	
DIV. I NON-CONF.	6- 3	87	2- 2	282	132	97	97	14	14	
-----										
TOTALS	RPI 1-25	RPI 26-50	W-L RECORDS	RPI 51-100	RPI 101-999	RPI 201+				
10- 6	0- 0	0- 1	OVERALL	0- 2	10- 3	6- 2				
2- 2	0- 0	0- 0	HOME	0- 1	2- 1	1- 0				
8- 4	0- 0	0- 0	AWAY	0- 0	8- 0	5- 0				
0- 0	0- 0	0- 0	NEUTRAL	0- 0	0- 0	0- 0				
6- 3	0- 0	0- 1	NON-CONFERENCE	0- 1	6- 1	4- 1				
1- 0	0- 0	0- 0	HOME	0- 0	1- 0	1- 0				
5- 3	0- 0	0- 1	AWAY	0- 1	5- 1	3- 1				
0- 0	0- 0	0- 0	NEUTRAL	0- 0	0- 0	0- 0				
4- 3	0- 0	0- 0	CONFERENCE	0- 1	4- 2	2- 1				
1- 2	0- 0	0- 0	HOME	0- 1	1- 1	0- 0				
3- 1	0- 0	0- 0	AWAY	0- 0	3- 1	2- 1				
0- 0	0- 0	0- 0	NEUTRAL	0- 0	0- 0	0- 0				

RPI 1-25				RPI 26-50				RPI 51-100				RPI 101+				Team's RPI: 142	
RPI	S	Opponent	Score	RPI	S	Opponent	Score	RPI	S	Opponent	Score	RPI	S	Opponent	Score		
				47	A	Wyomi ng	53 61	53	H	Northern Colo.	57 63	131	H	North Dakota	57 46		
								69	A	Washi ngton St.	55 72	134	A	Washi ngton	79 59		
												137	A	Portland St.	88 59		
												141	H	Weber St.	70 76		
												190	A	UC Irvine	78 72		
												207	A	Pepperdine	74 80		
												209	A	Seattle U	74 69		
												246	A	Hawai i	64 62		
												268	A	Sacramento St.	85 71		
												300	A	Utah Valley	70 58		
												302	H	Utah St.	64 44		
												307	A	Southern Utah	70 76		
												325	A	Northern Ari z.	75 55		
LAST 12 Division I GAMES:																	
				268	A	Sacramento St.	85 71	141	H	Weber St.	70 76						
				137	A	Portland St.	88 59	300	A	Utah Valley	70 58						
				53	H	Northern Colo.	57 63	246	A	Hawai i	64 62						
				131	H	North Dakota	57 46	47	A	Wyomi ng	53 61						
				325	A	Northern Ari z.	75 55	69	A	Washi ngton St.	55 72						
				307	A	Southern Utah	70 76	302	H	Utah St.	64 44						

Non-Div I Games: Westminster (UT) 83 45 Col. of Idaho 89 32

Idaho St.

Average RPI Win:	274	WON-LOST	WINNING	LAST 10	STRENGTH OF	OPP. STRENGTH	TEAM	ADJ.	CONF.	ADJ CONF.
Average RPI Loss:	201	RECORD	PCT. RANK	GAMES	SCHEDULE	OF SCHEDULE	RPI	RPI	RPI	RPI
DIV. I ONLY	5- 12	281	1- 9	329	285	327	327	11	11	
DIV. I NON-CONF.	5- 4	146	3- 1	343	340	309	309	12	12	
-----										
TOTALS	RPI 1-25	RPI 26-50	W-L RECORDS	RPI 51-100	RPI 101-999	RPI 201+				
5- 12	0- 0	0- 0	OVERALL	0- 2	5- 10	5- 7				
4- 6	0- 0	0- 0	HOME	0- 2	4- 4	4- 3				
1- 6	0- 0	0- 0	AWAY	0- 0	1- 6	1- 4				
0- 0	0- 0	0- 0	NEUTRAL	0- 0	0- 0	0- 0				
5- 4	0- 0	0- 0	NON-CONFERENCE	0- 0	5- 4	5- 4				
4- 2	0- 0	0- 0	HOME	0- 0	4- 2	4- 2				
1- 2	0- 0	0- 0	AWAY	0- 0	1- 2	1- 2				
0- 0	0- 0	0- 0	NEUTRAL	0- 0	0- 0	0- 0				
0- 8	0- 0	0- 0	CONFERENCE	0- 2	0- 6	0- 3				
0- 4	0- 0	0- 0	HOME	0- 2	0- 2	0- 1				
0- 4	0- 0	0- 0	AWAY	0- 0	0- 4	0- 2				
0- 0	0- 0	0- 0	NEUTRAL	0- 0	0- 0	0- 0				

RPI 1-25				RPI 26-50				RPI 51-100				RPI 101+				Team's RPI: 327
RPI	S	Opponent	Score	RPI	S	Opponent	Score	RPI	S	Opponent	Score	RPI	S	Opponent	Score	
								85	H	IUPUI	46 82	102	A	Wright St.	50 60	
								95	H	Milwaukee	53 76	119	A	Cleveland St.	67 70	
												157	H	Oakland	63 67	
												214	H	Eastern Mich.	73 70	
												216	A	Bradley	48 58	
												221	H	North Texas	70 67	
												241	A	Youngstown St.	63 76	
												256	H	Santa Clara	36 45	
												269	A	Northern Ky.	53 61	
												281	H	Indiana St.	55 46	
												284	H	Detroit Mercy	58 61	
												290	A	Loyola Chicago	55 57	
												293	H	Jackson St.	63 76	
												306	A	Fort Wayne	67 51	
												346	H	Evansville	96 77	
-----																
LAST 12 Division I GAMES:																
269	A	Northern Ky.	53 61	241	A	Youngstown St.	63 76									
102	A	Wright St.	50 60	85	H	IUPUI	46 82									
95	H	Milwaukee	53 76	290	A	Loyola Chicago	55 57									
284	H	Detroit Mercy	58 61	221	H	North Texas	70 67									
157	H	Oakland	63 67	346	H	Evansville	96 77									
119	A	Cleveland St.	67 70	214	H	Eastern Mich.	73 70									

Non-Div I Games: Bethel (IN) 66 46 Ind.-Northwest 74 56

Average RPI Win:	240	WON-LOST	WINNING	LAST 10	STRENGTH OF	OPP. STRENGTH	TEAM	ADJ.	CONF.	ADJ CONF.
Average RPI Loss:	56	RECORD	PCT. RANK	GAMES	SCHEDULE	OF SCHEDULE	RPI	RPI	RPI	RPI
DIV. I ONLY	9- 13	236	1- 9	67	69	164	164	3	3	
DIV. I NON-CONF.	9- 5	99	3- 1	207	145	133	133	4	4	
-----										
TOTALS	RPI 1-25	RPI 26-50	W-L RECORDS	RPI 51-100	RPI 101-999	RPI 201+				
9- 13	0- 5	0- 2	OVERALL	0- 4	9- 2	6- 0				
6- 6	0- 1	0- 1	HOME	0- 2	6- 2	6- 0				
1- 7	0- 4	0- 1	AWAY	0- 2	1- 0	0- 0				
2- 0	0- 0	0- 0	NEUTRAL	0- 0	2- 0	0- 0				
9- 5	0- 1	0- 1	NON-CONFERENCE	0- 2	9- 1	6- 0				
6- 2	0- 0	0- 0	HOME	0- 1	6- 1	6- 0				
1- 3	0- 1	0- 1	AWAY	0- 1	1- 0	0- 0				
2- 0	0- 0	0- 0	NEUTRAL	0- 0	2- 0	0- 0				
0- 8	0- 4	0- 1	CONFERENCE	0- 2	0- 1	0- 0				
0- 4	0- 1	0- 1	HOME	0- 1	0- 1	0- 0				
0- 4	0- 3	0- 0	AWAY	0- 1	0- 0	0- 0				
0- 0	0- 0	0- 0	NEUTRAL	0- 0	0- 0	0- 0				

RPI	S	Opponent	Score	RPI	S	Opponent	Score	RPI	S	Opponent	Score	RPI	S	Opponent	Score	Team's RPI: 164
12	A	Missouri	55 72	39	A	FGCU	61 85	56	H	Nebraska	72 80	110	H	Western Ill.	67 77	
14	A	Rutgers	37 76	40	H	Michigan St.	55 67	60	H	Virginia Tech	49 96	151	N	Wichita St.	68 67	
23	A	Michigan	42 86					64	A	New Mexico	68 97	163	A	Memphis	63 47	
24	A	Maryland	65 100					79	A	Penn St.	59 68	181	H	Northwestern	59 74	
25	H	Iowa	71 84									190	N	UC Irvine	65 59	
												216	H	Bradley	74 62	
												232	H	Austin Peay	59 47	
												281	H	Indiana St.	81 52	
												284	H	Detroit Mercy	73 65	
												306	H	Fort Wayne	64 50	
												341	H	Chicago St.	66 56	
-----																
LAST 12 Division I GAMES:																
79	A	Penn St.	59 68	181	H	Northwestern	59 74	24	A	Maryland	65 100	12	A	Missouri	55 72	
23	A	Michigan	42 86	24	A	Maryland	65 100	232	H	Austin Peay	59 47					
40	H	Michigan St.	55 67	12	A	Missouri	55 72	284	H	Detroit Mercy	73 65					
56	H	Nebraska	72 80	281	H	Indiana St.	81 52									
25	H	Iowa	71 84													
14	A	Rutgers	37 76													

Non-Div I Games:

Illinois



Average RPI Win:	240	WON-LOST	WINNING	LAST 10	STRENGTH OF	OPP. STRENGTH	TEAM	ADJ.	CONF.	ADJ CONF.
Average RPI Loss:	172	RECORD	PCT. RANK	GAMES	SCHEDULE	OF SCHEDULE	RPI	RPI	RPI	RPI
DIV. I ONLY	8- 10	208	4- 6	284	249	251	251	24	24	
DIV. I NON-CONF.	6- 5	153	3- 2	206	249	186	186	21	21	
TOTALS	RPI 1-25	RPI 26-50	W-L RECORDS	RPI 51-100	RPI 101-999	RPI 201+				
8- 10	0- 0	0- 0	OVERALL	0- 3	8- 7	5- 4				
5- 4	0- 0	0- 0	HOME	0- 1	5- 3	3- 1				
2- 6	0- 0	0- 0	AWAY	0- 0	2- 1	2- 1				
1- 0	0- 0	0- 0	NEUTRAL	0- 0	1- 0	0- 0				
6- 5	0- 0	0- 0	NON-CONFERENCE	0- 3	6- 2	4- 0				
4- 2	0- 0	0- 0	HOME	0- 1	4- 1	3- 0				
1- 3	0- 0	0- 0	AWAY	0- 2	1- 1	1- 0				
1- 0	0- 0	0- 0	NEUTRAL	0- 0	1- 0	0- 0				
2- 5	0- 0	0- 0	CONFERENCE	0- 0	2- 5	1- 4				
1- 2	0- 0	0- 0	HOME	0- 0	1- 2	0- 1				
1- 3	0- 0	0- 0	AWAY	0- 0	1- 3	1- 3				
0- 0	0- 0	0- 0	NEUTRAL	0- 0	0- 0	0- 0				

RPI S Opponent	Score	RPI S Opponent	Score	RPI S Opponent	Score	RPI S Opponent	Score	Team's RPI: 251
				78 H Butler	45 56	119 H Cleveland St.	47 56	
				95 A Milwaukee	59 61	120 H Missouri St.	50 56	
				97 A George Mason	37 56	152 H SIUE	62 47	
						157 A Oakland	43 64	
						162 H Southern Ill.	49 46	
						193 N Northeastern	65 55	
						214 H Eastern Mich.	65 56	
						216 H Bradley	42 62	
						248 H UMKC	64 53	
						265 A Valparaiso	50 56	
						269 H Northern Ky.	49 37	
						281 A Indiana St.	49 52	
						290 A Loyola Chicago	59 62	
						336 A Long Beach St.	59 51	
						346 A Evansville	67 43	
LAST 12 Division I GAMES:								
281 A Indiana St.	49 52	216 H Bradley	42 62					
346 A Evansville	67 43	193 N Northeastern	65 55					
162 H Southern Ill.	49 46	336 A Long Beach St.	59 51					
120 H Missouri St.	50 56	119 H Cleveland St.	47 56					
290 A Loyola Chicago	59 62	214 H Eastern Mich.	65 56					
265 A Valparaiso	50 56	95 A Milwaukee	59 61					

Non-Div I Games:

Average RPI Win:	295	WON-LOST	WINNING	LAST 10	STRENGTH OF	OPP. STRENGTH	TEAM	ADJ.	CONF.	ADJ CONF.
Average RPI Loss:	159	RECORD	PCT. RANK	GAMES	SCHEDULE	OF SCHEDULE	RPI	RPI	RPI	RPI
DIV. I ONLY	2- 16	329	2- 8	128	324	296	296	26	26	
DIV. I NON-CONF.	0- 10	337	0- 4	23	312	278	278	25	25	
-----										
TOTALS	RPI 1-25	RPI 26-50	W-L RECORDS	RPI 51-100	RPI 101-999	RPI 201+				
2- 16	0- 0	0- 1	OVERALL	0- 4	2- 11	2- 4				
1- 6	0- 0	0- 0	HOME	0- 2	1- 4	1- 3				
1- 10	0- 0	0- 0	AWAY	0- 0	1- 2	1- 0				
0- 0	0- 0	0- 0	NEUTRAL	0- 0	0- 0	0- 0				
0- 10	0- 0	0- 1	NON-CONFERENCE	0- 3	0- 6	0- 2				
0- 3	0- 0	0- 0	HOME	0- 1	0- 2	0- 1				
0- 7	0- 0	0- 1	AWAY	0- 2	0- 4	0- 1				
0- 0	0- 0	0- 0	NEUTRAL	0- 0	0- 0	0- 0				
2- 6	0- 0	0- 0	CONFERENCE	0- 1	2- 5	2- 2				
1- 3	0- 0	0- 0	HOME	0- 1	1- 2	1- 2				
1- 3	0- 0	0- 0	AWAY	0- 0	1- 3	1- 0				
0- 0	0- 0	0- 0	NEUTRAL	0- 0	0- 0	0- 0				

RPI 1-25				RPI 26-50				RPI 51-100				RPI 101+ Team's RPI: 296			
RPI	S	Opponent	Score	RPI	S	Opponent	Score	RPI	S	Opponent	Score	RPI	S	Opponent	Score
				45	A	Houston	67 98	59	A	Oklahoma St.	35 86	113	A	SFA	49 60
								68	A	Utah	31 90	122	A	Rice	43 60
								83	H	South Dakota	51 81	138	A	Lamar University	54 77
								96	H	Central Ark.	35 57	141	A	Weber St.	55 79
												166	H	Texas St.	33 74
												173	A	UT Arlington	48 61
												192	A	New Orleans	50 52
												231	A	Texas Tech	54 80
												259	H	Nicholls St.	64 62
												292	H	McNeese	57 66
												297	H	Massachusetts	45 64
												323	H	Houston Baptist	56 58
												331	A	Sam Houston St.	56 49
LAST 12 Division I GAMES:															
323	H	Houston Baptist	56 58	259	H	Nicholls St.	64 62	292	H	McNeese	57 66				
192	A	New Orleans	50 52	231	A	Texas Tech	54 80	45	A	Houston	67 98				
138	A	Lamar University	54 77	45	A	Houston	67 98	122	A	Rice	43 60				
113	A	SFA	49 60	83	H	South Dakota	51 81								
96	H	Central Ark.	35 57												
331	A	Sam Houston St.	56 49												

Non-Div I Games: Mary Hardin-Baylor 76 58

Incarnate Word



Average RPI Win:	263	WON-LOST	WINNING	LAST 10	STRENGTH OF	OPP. STRENGTH	TEAM	ADJ.	CONF.	ADJ CONF.
Average RPI Loss:	138	RECORD	PCT. RANK	GAMES	SCHEDULE	OF SCHEDULE	RPI	RPI	RPI	RPI
DIV. I ONLY	4- 13	299	3- 7	134	202	281	281	24	24	
DIV. I NON-CONF.	1- 9	318	0- 5	70	200	271	271	21	21	
-----										
TOTALS	RPI 1-25	RPI 26-50	W-L RECORDS	RPI 51-100	RPI 101-999	RPI 201+				
4- 13	0- 0	0- 1	OVERALL	0- 3	4- 9	4- 1				
3- 7	0- 0	0- 1	HOME	0- 1	3- 5	3- 0				
0- 5	0- 0	0- 0	AWAY	0- 1	0- 4	0- 1				
1- 1	0- 0	0- 0	NEUTRAL	0- 1	1- 0	1- 0				
1- 9	0- 0	0- 1	NON-CONFERENCE	0- 3	1- 5	1- 1				
0- 5	0- 0	0- 1	HOME	0- 1	0- 3	0- 0				
0- 3	0- 0	0- 0	AWAY	0- 1	0- 2	0- 1				
1- 1	0- 0	0- 0	NEUTRAL	0- 1	1- 0	1- 0				
3- 4	0- 0	0- 0	CONFERENCE	0- 0	3- 4	3- 0				
3- 2	0- 0	0- 0	HOME	0- 0	3- 2	3- 0				
0- 2	0- 0	0- 0	AWAY	0- 0	0- 2	0- 0				
0- 0	0- 0	0- 0	NEUTRAL	0- 0	0- 0	0- 0				

RPI 1-25				RPI 26-50				RPI 51-100				RPI 101+				Team's RPI: 281
RPI	S	Opponent	Score	RPI	S	Opponent	Score	RPI	S	Opponent	Score	RPI	S	Opponent	Score	
				37	H	Central Mich.	67 77	78	H	Butler	51 60	115	H	Miami (OH)	56 68	
								83	N	South Dakota	59 71	116	A	Drake	64 85	
								85	A	IUPUI	57 86	118	H	Saint Louis	59 60	
												120	H	Missouri St.	63 77	
												162	H	Southern Ill.	45 64	
												164	A	Illinois	52 81	
												188	A	UNI	53 59	
												198	H	Fla. Atlantic	58 66	
												216	H	Bradley	65 50	
												237	N	Montana	57 45	
												251	H	Illinois St.	52 49	
												327	A	Ill.-Chicago	46 55	
												346	H	Evansville	56 48	
LAST 12 Division I GAMES:																
251	H	Illinois St.	52 49	120	H	Missouri St.	63 77									
216	H	Bradley	65 50	78	H	Butler	51 60									
188	A	UNI	53 59	115	H	Miami (OH)	56 68									
116	A	Drake	64 85	37	H	Central Mich.	67 77									
346	H	Evansville	56 48	164	A	Illinois	52 81									
162	H	Southern Ill.	45 64	327	A	Ill.-Chicago	46 55									

Non-Div I Games: Missouri S&amp;T 84 51

Indiana St.

Average RPI Win:	0	WON-LOST	WINNING	LAST 10	STRENGTH OF	OPP. STRENGTH	TEAM	ADJ.	CONF.	ADJ CONF.
Average RPI Loss:	191	RECORD	PCT. RANK	GAMES	SCHEDULE	OF SCHEDULE	RPI	RPI	RPI	RPI
DIV. I ONLY	0- 20	346	0- 10	218	280	342	342	27	27	
DIV. I NON-CONF.	0- 11	337	0- 3	88	283	313	313	26	26	
-----										
TOTALS	RPI 1-25	RPI 26-50	W-L RECORDS	RPI 51-100	RPI 101-999	RPI 201+				
0- 20	0- 0	0- 0	OVERALL	0- 4	0- 16	0- 12				
0- 10	0- 0	0- 0	HOME	0- 2	0- 8	0- 5				
0- 10	0- 0	0- 0	AWAY	0- 2	0- 8	0- 7				
0- 0	0- 0	0- 0	NEUTRAL	0- 0	0- 0	0- 0				
0- 11	0- 0	0- 0	NON-CONFERENCE	0- 3	0- 8	0- 4				
0- 5	0- 0	0- 0	HOME	0- 1	0- 4	0- 1				
0- 6	0- 0	0- 0	AWAY	0- 2	0- 4	0- 3				
0- 0	0- 0	0- 0	NEUTRAL	0- 0	0- 0	0- 0				
0- 9	0- 0	0- 0	CONFERENCE	0- 1	0- 8	0- 8				
0- 5	0- 0	0- 0	HOME	0- 1	0- 4	0- 4				
0- 4	0- 0	0- 0	AWAY	0- 0	0- 4	0- 4				
0- 0	0- 0	0- 0	NEUTRAL	0- 0	0- 0	0- 0				

RPI 1-25				RPI 26-50				RPI 51-100				RPI 101+ Team's RPI: 342			
RPI	S	Opponent	Score	RPI	S	Opponent	Score	RPI	S	Opponent	Score	RPI	S	Opponent	Score
								52	A	Duquesne	59 80	121	A	Jacksonville	62 71
								55	H	Quinnipiac	38 74	123	H	Kansas	58 72
								66	H	Toledo	57 74	156	H	Bucknell	53 60
								77	A	Fordham	48 78	174	H	Temple	54 59
												203	A	Siena	51 64
												203	H	Siena	48 70
												206	A	Niagara	59 73
												217	H	Hofstra	43 68
												233	A	Manhattan	63 67
												234	A	Stony Brook	46 63
												267	H	Rider	49 62
												272	A	St. Francis Brooklyn	63 72
												282	A	Arizona	58 71
												287	A	Monmouth	56 68
												287	H	Monmouth	56 62
												299	H	Canisius	49 53
-----															
LAST 12 Division I GAMES:															
				267	H	Rider	49 62	203	A	Siena	51 64				
				287	A	Monmouth	56 68	299	H	Canisius	49 53				
				203	H	Siena	48 70	206	A	Niagara	59 73				
				233	A	Manhattan	63 67	123	H	Kansas	58 72				
				287	H	Monmouth	56 62	272	A	St. Francis Brooklyn	63 72				
				55	H	Quinnipiac	38 74	234	A	Stony Brook	46 63				

Non-Div I Games:

Iona

Average RPI Win:	139	WON-LOST	WINNING	LAST 10	STRENGTH OF	OPP. STRENGTH	TEAM	ADJ.	CONF.	ADJ CONF.
Average RPI Loss:	35	RECORD	PCT. RANK	GAMES	SCHEDULE	OF SCHEDULE	RPI	RPI	RPI	RPI
DIV. I ONLY	16- 5	39	6- 4	28	50	25	25	3	3	
DIV. I NON-CONF.	12- 1	6	4- 0	78	99	22	22	4	4	
-----										
TOTALS	RPI 1-25	RPI 26-50	W-L RECORDS	RPI 51-100	RPI 101-999	RPI 201+				
16- 5	2- 2	0- 2	OVERALL	4- 1	10- 0	2- 0				
9- 2	2- 1	0- 1	HOME	3- 0	4- 0	1- 0				
4- 3	0- 1	0- 1	AWAY	0- 1	4- 0	0- 0				
3- 0	0- 0	0- 0	NEUTRAL	1- 0	2- 0	1- 0				
12- 1	0- 1	0- 0	NON-CONFERENCE	4- 0	8- 0	2- 0				
7- 1	0- 1	0- 0	HOME	3- 0	4- 0	1- 0				
2- 0	0- 0	0- 0	AWAY	0- 0	2- 0	0- 0				
3- 0	0- 0	0- 0	NEUTRAL	1- 0	2- 0	1- 0				
4- 4	2- 1	0- 2	CONFERENCE	0- 1	2- 0	0- 0				
2- 1	2- 0	0- 1	HOME	0- 0	0- 0	0- 0				
2- 3	0- 1	0- 1	AWAY	0- 1	2- 0	0- 0				
0- 0	0- 0	0- 0	NEUTRAL	0- 0	0- 0	0- 0				

RPI	S	Opponent	Score	RPI	S	Opponent	Score	RPI	S	Opponent	Score	RPI	S	Opponent	Score
4	H	Florida St.	93 94	44	A	Minnesota	72 77	55	H	Quinnipiac	83 67	116	H	Drake	79 66
7	H	Ohio St.	103 89	46	H	Purdue	70 76	56	A	Nebraska	65 74	129	A	Iowa St.	61 55
23	H	Michigan	82 72					57	H	Western Ky.	104 97	144	H	Northern Ill.	105 80
24	A	Maryland	64 80					80	N	Elon	74 61	164	A	Illinois	84 71
								93	H	Western Mich.	79 56	168	N	Charlotte	77 64
												182	H	Samford	80 59
												188	A	UNI	71 47
												191	A	Wisconsin	56 46
												291	N	Morgan St.	90 46
												340	H	Ark.-Pine Bluff	85 45
-----															
LAST 12 Division I GAMES:															
7	H	Ohio St.	103 89	23	H	Michigan	82 72	191	A	Wisconsin	56 46	116	H	Drake	79 66
44	A	Minnesota	72 77	56	A	Nebraska	65 74	188	A	UNI	71 47	340	H	Ark.-Pine Bluff	85 45
56	A	Nebraska	65 74	46	H	Purdue	70 76	129	A	Iowa St.	61 55				
46	H	Purdue	70 76	164	A	Illinois	84 71								
24	A	Maryland	64 80	24	A	Maryland	64 80								

Non-Div I Games:

Iowa

Average RPI Win: 187

Average RPI Loss: 63

WON-LOST  
RECORDWINNING  
PCT. RANKLAST 10  
GAMESSTRENGTH OF  
SCHEDULEOPP. STRENGTH  
OF SCHEDULETEAM  
RPIADJ.  
RPICONF.  
RPIADJ CONF.  
RPIDIV. I ONLY  
DIV. I NON-CONF.9- 11  
6- 5203  
1534- 6  
3- 055  
22644  
84129  
191129  
1915  
65  
6

TOTALS

RPI 1-25

RPI 26-50

W-L RECORDS

RPI 51-100

RPI 101-999

RPI 201+

9- 11

0- 3

0- 4

OVERALL

2- 1

7- 3

5- 0

6- 5

0- 2

0- 2

HOME

1- 1

5- 0

4- 0

2- 5

0- 1

0- 1

AWAY

1- 0

1- 3

1- 0

1- 1

0- 0

0- 1

NEUTRAL

0- 0

1- 0

0- 0

6- 5

0- 1

0- 1

NON-CONFERENCE

1- 0

5- 3

4- 0

5- 1

0- 1

0- 0

HOME

1- 0

4- 0

4- 0

0- 3

0- 0

0- 0

AWAY

0- 0

0- 3

0- 0

1- 1

0- 0

0- 1

NEUTRAL

0- 0

1- 0

0- 0

3- 6

0- 2

0- 3

CONFERENCE

1- 1

2- 0

1- 0

1- 4

0- 1

0- 2

HOME

0- 1

1- 0

0- 0

2- 2

0- 1

0- 1

AWAY

1- 0

1- 0

1- 0

0- 0

0- 0

0- 0

NEUTRAL

0- 0

0- 0

0- 0

RPI 1-25

RPI 26-50

RPI 51-100

RPI 101+

Team's RPI: 129

RPI	S	Opponent	Score
10	A	Bayl or	49 89
10	H	Bayl or	50 79
25	H	Iowa	55 61

RPI	S	Opponent	Score
34	A	West Vi rgi ni a	49 57
34	H	West Vi rgi ni a	59 69
36	H	Okl ahoma	69 74
37	N	Central Mi ch.	60 81

RPI	S	Opponent	Score
59	A	Okl ahoma St.	78 69
74	H	Kansas St.	60 67
83	H	South Dakota	81 76

RPI	S	Opponent	Score
107	N	Tul ane	67 64
116	A	Drake	80 83
123	H	Kansas	71 69
130	A	Vanderbi l t	74 77
188	A	UNI	53 57
231	A	Texas Tech	66 54
238	H	UC Ri versi de	89 66
248	H	UMKC	61 45
259	H	Ni chol l s St.	75 47
334	H	N. C. Central	99 58

LAST 12 Di vi si on I GAMES:

59	A	Okl ahoma St.	78 69	10	A	Bayl or	49 89
34	H	West Vi rgi ni a	59 69	36	H	Okl ahoma	69 74
10	H	Bayl or	50 79	123	H	Kansas	71 69
231	A	Texas Tech	66 54	259	H	Ni chol l s St.	75 47
74	H	Kansas St.	60 67	238	H	UC Ri versi de	89 66
34	A	West Vi rgi ni a	49 57	334	H	N. C. Central	99 58

Non-Di v I Games:

Iowa St.

Average RPI Win:	299	WON-LOST	WINNING	LAST 10	STRENGTH OF	OPP. STRENGTH	TEAM	ADJ.	CONF.	ADJ CONF.
Average RPI Loss:	244	RECORD	PCT. RANK	GAMES	SCHEDULE	OF SCHEDULE	RPI	RPI	RPI	RPI
DIV. I ONLY	7- 5	124	5- 4	349	342	293	293	32	32	
DIV. I NON-CONF.	2- 3	214	0- 3	349	294	344	344	32	32	
-----										
TOTALS	RPI 1-25	RPI 26-50	W-L RECORDS	RPI 51-100	RPI 101-999	RPI 201+				
7- 5	0- 0	0- 0	OVERALL	0- 0	7- 5	7- 4				
4- 2	0- 0	0- 0	HOME	0- 0	4- 2	4- 2				
3- 3	0- 0	0- 0	AWAY	0- 0	3- 0	3- 0				
0- 0	0- 0	0- 0	NEUTRAL	0- 0	0- 0	0- 0				
2- 3	0- 0	0- 0	NON-CONFERENCE	0- 0	2- 3	2- 2				
0- 1	0- 0	0- 0	HOME	0- 0	0- 1	0- 1				
2- 2	0- 0	0- 0	AWAY	0- 0	2- 2	2- 1				
0- 0	0- 0	0- 0	NEUTRAL	0- 0	0- 0	0- 0				
5- 2	0- 0	0- 0	CONFERENCE	0- 0	5- 2	5- 2				
4- 1	0- 0	0- 0	HOME	0- 0	4- 1	4- 1				
1- 1	0- 0	0- 0	AWAY	0- 0	1- 1	1- 1				
0- 0	0- 0	0- 0	NEUTRAL	0- 0	0- 0	0- 0				

RPI 1-25				RPI 26-50				RPI 51-100				RPI 101+ Team's RPI: 293			
RPI	S	Opponent	Score	RPI	S	Opponent	Score	RPI	S	Opponent	Score	RPI	S	Opponent	Score
												163	A	Memphi s	53 64
												210	A	Southern U.	76 86
												255	H	Grambl ing	82 70
												257	H	Texas Southern	74 77
												259	H	Ni chol l s St.	64 90
												276	A	Al corn	74 51
												285	H	Al abama A&M	59 43
												295	H	Prai ri e Vi ew	70 61
												317	H	Al abama St.	70 61
												327	A	III . -Chi cago	76 63
												331	A	Sam Houston St.	68 74
												341	A	Chi cago St.	87 69
LAST 12 Division I GAMES:															
255	H	Grambl ing	82 70	317	H	Al abama St.	70 61	163	A	Memphi s	53 64	259	H	Ni chol l s St.	64 90
295	H	Prai ri e Vi ew	70 61	331	A	Sam Houston St.	68 74	257	H	Texas Southern	74 77	341	A	Chi cago St.	87 69
257	H	Texas Southern	74 77	259	H	Ni chol l s St.	64 90	276	A	Al corn	74 51	327	A	III . -Chi cago	76 63
210	A	Southern U.	76 86	341	A	Chi cago St.	87 69	285	H	Al abama A&M	59 43				

Non-Div I Games: Philander Smith 88 56 Millsaps 79 41 LSU-Shreveport 85 86 Spring Hill 77 50 Jackson St.



Average RPI Win:	265	WON-LOST	WINNING	LAST 10	STRENGTH OF	OPP. STRENGTH	TEAM	ADJ.	CONF.	ADJ CONF.
Average RPI Loss:	105	RECORD	PCT. RANK	GAMES	SCHEDULE	OF SCHEDULE	RPI	RPI	RPI	RPI
DIV. I ONLY	12- 5	67	8- 1	313	192	121	121	22	22	
DIV. I NON-CONF.	7- 5	132	4- 1	242	195	118	118	22	22	
-----										
TOTALS	RPI 1-25	RPI 26-50	W-L RECORDS	RPI 51-100	RPI 101-999	RPI 201+				
12- 5	0- 2	0- 0	OVERALL	1- 1	11- 2	11- 1				
5- 0	0- 0	0- 0	HOME	0- 0	5- 0	5- 0				
6- 5	0- 2	0- 0	AWAY	1- 1	5- 2	5- 1				
1- 0	0- 0	0- 0	NEUTRAL	0- 0	1- 0	1- 0				
7- 5	0- 2	0- 0	NON-CONFERENCE	1- 1	6- 2	6- 1				
3- 0	0- 0	0- 0	HOME	0- 0	3- 0	3- 0				
3- 5	0- 2	0- 0	AWAY	1- 1	2- 2	2- 1				
1- 0	0- 0	0- 0	NEUTRAL	0- 0	1- 0	1- 0				
5- 0	0- 0	0- 0	CONFERENCE	0- 0	5- 0	5- 0				
2- 0	0- 0	0- 0	HOME	0- 0	2- 0	2- 0				
3- 0	0- 0	0- 0	AWAY	0- 0	3- 0	3- 0				
0- 0	0- 0	0- 0	NEUTRAL	0- 0	0- 0	0- 0				

RPI 1-25				RPI 26-50				RPI 51-100				RPI 101+				Team's RPI: 121
RPI	S	Opponent	Score	RPI	S	Opponent	Score	RPI	S	Opponent	Score	RPI	S	Opponent	Score	
4	A	Florida St.	50 82					84	A	Alabama	60 75	178	A	Florida	59 69	
17	A	NC State	44 64					90	A	South Ala.	60 58	202	A	Bethune-Cookman	68 58	
												240	A	Troy	88 89	
												242	A	North Florida	66 48	
												252	H	Lipscomb	70 48	
												253	H	Kennesaw St.	84 49	
												259	A	Nicholls St.	69 61	
												269	N	Northern Ky.	61 49	
												287	H	Monmouth	74 65	
												305	A	USC Upstate	71 45	
												339	A	NJIT	88 58	
												342	H	Iona	71 62	
												345	H	Savannah St.	74 46	
-----																
LAST 12 Division I GAMES:																
305	A	USC Upstate	71 45	4	A	Florida St.	50 82	269	N	Northern Ky.	61 49	202	A	Bethune-Cookman	68 58	
339	A	NJIT	88 58	240	A	Troy	88 89	90	A	South Ala.	60 58	242	A	North Florida	66 48	
253	H	Kennesaw St.	84 49	178	A	Florida	59 69	252	H	Lipscomb	70 48	253	H	Kennesaw St.	84 49	
252	H	Lipscomb	70 48					259	A	Nicholls St.	69 61	269	N	Northern Ky.	61 49	
242	A	North Florida	66 48					287	H	Monmouth	74 65	287	H	Monmouth	74 65	
345	H	Savannah St.	74 46					305	A	USC Upstate	71 45	305	A	USC Upstate	71 45	

Non-Div I Games: Flagler 79 52 Webber Int'l 64 43 Edward Waters 79 58

Jacksonville

Average RPI Win:	265	WON-LOST	WINNING	LAST 10	STRENGTH OF	OPP. STRENGTH	TEAM	ADJ.	CONF.	ADJ CONF.
Average RPI Loss:	155	RECORD	PCT. RANK	GAMES	SCHEDULE	OF SCHEDULE	RPI	RPI	RPI	RPI
DIV. I ONLY	10- 8	134	6- 4	198	337	171	171	25	25	
DIV. I NON-CONF.	4- 5	202	1- 2	218	196	196	196	27	27	
-----										
TOTALS	RPI 1-25	RPI 26-50	W-L RECORDS	RPI 51-100	RPI 101-999	RPI 201+				
10- 8	0- 1	0- 0	OVERALL	0- 2	10- 5	9- 3				
6- 2	0- 1	0- 0	HOME	0- 0	6- 1	6- 1				
3- 6	0- 0	0- 0	AWAY	0- 2	3- 1	2- 0				
1- 0	0- 0	0- 0	NEUTRAL	0- 0	1- 0	1- 0				
4- 5	0- 1	0- 0	NON-CONFERENCE	0- 1	4- 3	3- 1				
2- 1	0- 1	0- 0	HOME	0- 0	2- 0	2- 0				
1- 4	0- 0	0- 0	AWAY	0- 1	1- 3	0- 1				
1- 0	0- 0	0- 0	NEUTRAL	0- 0	1- 0	1- 0				
6- 3	0- 0	0- 0	CONFERENCE	0- 1	6- 2	6- 2				
4- 1	0- 0	0- 0	HOME	0- 0	4- 1	4- 1				
2- 2	0- 0	0- 0	AWAY	0- 1	2- 1	2- 1				
0- 0	0- 0	0- 0	NEUTRAL	0- 0	0- 0	0- 0				

RPI 1-25				RPI 26-50				RPI 51-100				RPI 101+ Team's RPI: 171			
RPI	S	Opponent	Score	RPI	S	Opponent	Score	RPI	S	Opponent	Score	RPI	S	Opponent	Score
4	H	Florida St.	51 75					81	A	Bel mont	55 71	112	A	Cl emson	45 53
								99	A	Seton Hal l	54 73	115	A	Mi ami (OH)	55 58
												192	A	New Orleans	59 54
												225	A	Morehead St.	67 65
												225	H	Morehead St.	70 64
												226	H	UT Martin	57 61
												232	H	Austin Peay	65 47
												244	N	East Carolina	82 73
												285	H	Al abama A&M	49 33
												286	A	Eastern Ky.	44 48
												286	H	Eastern Ky.	65 51
												301	H	Murray St.	97 65
												313	A	Georgi a St.	41 55
												321	H	Rhode Island	63 53
												343	A	Tennessee St.	75 56
-----															
LAST 12 Division I GAMES:															
226	H	UT Martin	57 61	343	A	Tennessee St.	75 56								
286	A	Eastern Ky.	44 48	225	H	Morehead St.	70 64								
225	A	Morehead St.	67 65	286	H	Eastern Ky.	65 51								
232	H	Austin Peay	65 47	313	A	Georgi a St.	41 55								
301	H	Murray St.	97 65	112	A	Cl emson	45 53								
81	A	Bel mont	55 71	285	H	Al abama A&M	49 33								

Non-Div I Games: Stillman 93 38 Brewton-Parker 103 44

Jacksonville St.

Average RPI Win:	216	WON-LOST	WINNING	LAST 10	STRENGTH OF	OPP. STRENGTH	TEAM	ADJ.	CONF.	ADJ CONF.
Average RPI Loss:	46	RECORD	PCT. RANK	GAMES	SCHEDULE	OF SCHEDULE	RPI	RPI	RPI	RPI
DIV. I ONLY	11- 7	110	8- 2	74	95	87	87	10	10	
DIV. I NON-CONF.	4- 7	226	2- 3	54	24	158	158	13	13	
-----										
TOTALS	RPI 1-25	RPI 26-50	W-L RECORDS	RPI 51-100	RPI 101-999	RPI 201+				
11- 7	0- 3	1- 2	OVERALL	1- 1	9- 1	7- 0				
6- 3	0- 2	1- 0	HOME	1- 0	4- 1	3- 0				
5- 3	0- 1	0- 1	AWAY	0- 1	5- 0	4- 0				
0- 1	0- 0	0- 1	NEUTRAL	0- 0	0- 0	0- 0				
4- 7	0- 3	0- 2	NON-CONFERENCE	0- 1	4- 1	3- 0				
3- 3	0- 2	0- 0	HOME	0- 0	3- 1	2- 0				
1- 3	0- 1	0- 1	AWAY	0- 1	1- 0	1- 0				
0- 1	0- 0	0- 1	NEUTRAL	0- 0	0- 0	0- 0				
7- 0	0- 0	1- 0	CONFERENCE	1- 0	5- 0	4- 0				
3- 0	0- 0	1- 0	HOME	1- 0	1- 0	1- 0				
4- 0	0- 0	0- 0	AWAY	0- 0	4- 0	3- 0				
0- 0	0- 0	0- 0	NEUTRAL	0- 0	0- 0	0- 0				

RPI 1-25				RPI 26-50				RPI 51-100 Team's RPI: 87				RPI 101+			
RPI	S	Opponent	Score	RPI	S	Opponent	Score	RPI	S	Opponent	Score	RPI	S	Opponent	Score
4	H	Florida St.	63 79	27	N	Villanova	57 60	61	A	Dayton	54 82	149	H	Liberty	58 47
9	A	Tennessee	60 89	38	A	St. John's (NY)	64 81	80	H	Elon	70 67	169	H	Saint Joseph's	66 73
14	H	Rutgers	63 76	43	H	Drexel	56 48					193	A	Northeastern	60 57
												217	A	Hofstra	55 42
												254	A	Col. of Charleston	67 45
												270	H	Towson	69 45
												278	A	UNCW	63 48
												280	H	Bryant	67 36
												294	A	Vermont	68 56
												316	H	Wagner	68 45
-----															
LAST 12 Division I GAMES:															
278	A	UNCW	63 48	217	A	Hofstra	55 42								
254	A	Col. of Charleston	67 45	280	H	Bryant	67 36								
80	H	Elon	70 67	61	A	Dayton	54 82								
43	H	Drexel	56 48	38	A	St. John's (NY)	64 81								
270	H	Towson	69 45	149	H	Liberty	58 47								
193	A	Northeastern	60 57	4	H	Florida St.	63 79								

Non-Div I Games:

James Madison

Average RPI	Win:	202	WON-LOST	WINNING	LAST 10	STRENGTH OF	OPP. STRENGTH	TEAM	ADJ.	CONF.	ADJ CONF.
Average RPI	Loss:	68	RECORD	PCT. RANK	GAMES	SCHEDULE	OF SCHEDULE	RPI	RPI	RPI	RPI
DIV. I ONLY		11- 9		146	3- 7	97	75	123	123	5	5
DIV. I NON-CONF.		9- 2		34	2- 1	228	186	90	90	6	6
-----											
TOTALS	RPI 1-25		RPI 26-50		W-L RECORDS		RPI 51-100		RPI 101-999		RPI 201+
11- 9	0- 2		0- 3		OVERALL		2- 2		9- 2		6- 1
9- 4	0- 1		0- 1		HOME		2- 1		7- 1		4- 1
2- 5	0- 1		0- 2		AWAY		0- 1		2- 1		2- 0
0- 0	0- 0		0- 0		NEUTRAL		0- 0		0- 0		0- 0
9- 2	0- 0		0- 1		NON-CONFERENCE		1- 1		8- 0		5- 0
8- 1	0- 0		0- 0		HOME		1- 1		7- 0		4- 0
1- 1	0- 0		0- 1		AWAY		0- 0		1- 0		1- 0
0- 0	0- 0		0- 0		NEUTRAL		0- 0		0- 0		0- 0
2- 7	0- 2		0- 2		CONFERENCE		1- 1		1- 2		1- 1
1- 3	0- 1		0- 1		HOME		1- 0		0- 1		0- 1
1- 4	0- 1		0- 1		AWAY		0- 1		1- 1		1- 0
0- 0	0- 0		0- 0		NEUTRAL		0- 0		0- 0		0- 0

RPI	S	Opponent	Score	RPI	S	Opponent	Score	RPI	S	Opponent	Score	RPI	S	Opponent	Score
10	H	Baylor	48 83	34	H	West Virginia	54 74	56	H	Nebraska	49 66	122	H	Rice	73 65
11	A	Texas	62 79	36	A	Oklahoma	64 97	63	A	TCU	66 76	127	H	Yale	81 75
				38	A	St. John's (NY)	53 65	63	H	TCU	86 77	129	A	Iowa St.	69 71
								82	H	Arkansas	71 60	197	H	Southeast Mo. St.	51 50
												231	A	Texas Tech	60 47
												231	H	Texas Tech	56 68
												248	H	UMKC	63 48
												249	H	Campbell	66 48
												257	H	Texas Southern	72 37
												303	H	Delaware St.	81 49
												342	A	Iona	72 58
-----															
Team's RPI: 123															
LAST 12 Division I GAMES:															
36	A	Oklahoma	64 97	231	A	Texas Tech	60 47	63	H	TCU	86 77	129	A	Iowa St.	69 71
63	A	TCU	66 76	63	H	TCU	86 77	342	A	Iona	72 58	38	A	St. John's (NY)	53 65
231	H	Texas Tech	56 68	129	A	Iowa St.	69 71	197	H	Southeast Mo. St.	51 50				
11	A	Texas	62 79	342	A	Iona	72 58								
34	H	West Virginia	54 74	38	A	St. John's (NY)	53 65								
10	H	Baylor	48 83	197	H	Southeast Mo. St.	51 50								

Non-Div I Games:

Kansas

Average RPI Win:	168	WON-LOST	WINNING	LAST 10	STRENGTH OF	OPP. STRENGTH	TEAM	ADJ.	CONF.	ADJ CONF.
Average RPI Loss:	44	RECORD	PCT. RANK	GAMES	SCHEDULE	OF SCHEDULE	RPI	RPI	RPI	RPI
DIV. I ONLY	11- 9	146	3- 7	14	74	74	74	5	5	
DIV. I NON-CONF.	8- 3	65	2- 1	115	184	80	80	6	6	
-----										
TOTALS	RPI 1-25	RPI 26-50	W-L RECORDS	RPI 51-100	RPI 101-999	RPI 201+				
11- 9	0- 5	1- 1	OVERALL	2- 2	8- 1	4- 0				
7- 5	0- 2	0- 1	HOME	1- 1	6- 1	3- 0				
3- 3	0- 2	1- 0	AWAY	0- 1	2- 0	1- 0				
1- 1	0- 1	0- 0	NEUTRAL	1- 0	0- 0	0- 0				
8- 3	0- 2	0- 0	NON-CONFERENCE	1- 0	7- 1	4- 0				
6- 1	0- 0	0- 0	HOME	0- 0	6- 1	3- 0				
1- 1	0- 1	0- 0	AWAY	0- 0	1- 0	1- 0				
1- 1	0- 1	0- 0	NEUTRAL	1- 0	0- 0	0- 0				
3- 6	0- 3	1- 1	CONFERENCE	1- 2	1- 0	0- 0				
1- 4	0- 2	0- 1	HOME	1- 1	0- 0	0- 0				
2- 2	0- 1	1- 0	AWAY	0- 1	1- 0	0- 0				
0- 0	0- 0	0- 0	NEUTRAL	0- 0	0- 0	0- 0				

RPI 1-25				RPI 26-50				RPI 51-100				RPI 101+			
RPI	S	Opponent	Score	RPI	S	Opponent	Score	RPI	S	Opponent	Score	RPI	S	Opponent	Score
8	N	UCLA	55 64	34	A	West Virginia	60 52	59	A	Oklahoma St.	68 76	113	H	SFA	74 49
10	A	Baylor	50 75	36	H	Oklahoma	71 76	59	H	Oklahoma St.	80 64	125	H	Little Rock	66 51
10	H	Baylor	58 88					63	H	TCU	63 68	129	A	Iowa St.	67 60
11	H	Texas	64 75					79	N	Penn St.	70 65	173	H	UT Arlington	70 56
12	A	Missouri	59 73									188	H	UNI	71 72
												221	A	North Texas	55 54
												239	H	Omaha	81 60
												335	H	Florida A&M	81 57
												341	H	Chicago St.	99 51
-----															
LAST 12 Division I GAMES:															
63	H	TCU	63 68	34	A	West Virginia	60 52	59	A	Oklahoma St.	68 76	10	H	Baylor	58 88
10	A	Baylor	50 75					188	H	UNI	71 72	341	H	Chicago St.	99 51
36	H	Oklahoma	71 76					125	H	Little Rock	66 51				
59	H	Oklahoma St.	80 64												
129	A	Iowa St.	67 60												
11	H	Texas	64 75												

Non-Div I Games:

Kansas St.

Average RPI	Win: 271	WON-LOST RECORD	WINNING PCT. RANK	LAST 10 GAMES	STRENGTH OF SCHEDULE	OPP. STRENGTH OF SCHEDULE	TEAM RPI	ADJ. RPI	CONF. RPI	ADJ CONF. RPI
Average RPI	Loss: 131									
DIV. I ONLY	4- 11	289	3- 6	189	152	253	253	22	22	
DIV. I NON-CONF.	3- 7	254	3- 3	249	96	242	242	22	22	
-----										
TOTALS	RPI 1-25	RPI 26-50	W-L RECORDS	RPI 51-100	RPI 101-999	RPI 201+				
4- 11	0- 1	0- 1	OVERALL	0- 2	4- 7	3- 3				
2- 3	0- 0	0- 1	HOME	0- 0	2- 2	1- 2				
2- 6	0- 0	0- 0	AWAY	0- 1	2- 5	2- 1				
0- 2	0- 1	0- 0	NEUTRAL	0- 1	0- 0	0- 0				
3- 7	0- 1	0- 0	NON-CONFERENCE	0- 2	3- 4	3- 1				
1- 1	0- 0	0- 0	HOME	0- 0	1- 1	1- 1				
2- 4	0- 0	0- 0	AWAY	0- 1	2- 3	2- 0				
0- 2	0- 1	0- 0	NEUTRAL	0- 1	0- 0	0- 0				
1- 4	0- 0	0- 1	CONFERENCE	0- 0	1- 3	0- 2				
1- 2	0- 0	0- 1	HOME	0- 0	1- 1	0- 1				
0- 2	0- 0	0- 0	AWAY	0- 0	0- 2	0- 1				
0- 0	0- 0	0- 0	NEUTRAL	0- 0	0- 0	0- 0				

RPI 1-25				RPI 26-50				RPI 51-100				RPI 101+ Team's RPI: 253			
RPI	S	Opponent	Score	RPI	S	Opponent	Score	RPI	S	Opponent	Score	RPI	S	Opponent	Score
24	N	Maryland	35 89	39	H	FGCU	57 78	62	A	Georgia Tech	48 86	101	A	Ole Miss	63 92
								75	N	Maine	39 75	112	A	Clemson	28 41
												121	A	Jacksonville	49 84
												165	A	Furman	59 78
												179	H	Stetson	66 49
												242	A	North Florida	72 77
												244	H	East Carolina	56 66
												252	H	Lipscomb	62 64
												262	A	Presbyterian	60 51
												313	H	Georgia St.	71 61
												330	A	Ga. Southern	60 58
-----															
LAST 12 Division I GAMES:															
179	H	Stetson	66 49	244	H	East Carolina	56 66	313	H	Georgia St.	71 61	75	N	Maine	39 75
39	H	FGCU	57 78	262	A	Presbyterian	60 51	24	N	Maryland	35 89	165	A	Furman	59 78
121	A	Jacksonville	49 84	252	H	Lipscomb	62 64								
242	A	North Florida	72 77	330	A	Ga. Southern	60 58								

Non-Div I Games: Middle Ga. St. 81 65

Kennesaw St.

Average RPI	Win:	219	WON-LOST	WINNING	LAST 10	STRENGTH OF	OPP. STRENGTH	TEAM	ADJ.	CONF.	ADJ CONF.
Average RPI	Loss:	69	RECORD	PCT. RANK	GAMES	SCHEDULE	OF SCHEDULE	RPI	RPI	RPI	RPI
DIV. I ONLY		10- 10	173	4- 6	95	112	108	108	7	7	
DIV. I NON-CONF.		7- 5	132	2- 2	172	114	115	115	8	8	
-----											
TOTALS	RPI 1-25		RPI 26-50		W-L RECORDS	RPI 51-100		RPI 101-999		RPI 201+	
10- 10	0- 1		0- 4		OVERALL	1- 2		9- 3		7- 0	
2- 3	0- 0		0- 1		HOME	0- 1		2- 1		2- 0	
6- 4	0- 0		0- 0		AWAY	1- 0		5- 1		4- 0	
2- 3	0- 0		0- 2		NEUTRAL	0- 1		2- 0		1- 0	
7- 5	0- 1		0- 2		NON-CONFERENCE	0- 1		7- 1		5- 0	
1- 1	0- 0		0- 0		HOME	0- 0		1- 1		1- 0	
4- 1	0- 1		0- 0		AWAY	0- 0		4- 0		3- 0	
2- 3	0- 0		0- 2		NEUTRAL	0- 1		2- 0		1- 0	
3- 5	0- 0		0- 2		CONFERENCE	1- 1		2- 2		2- 0	
1- 2	0- 0		0- 1		HOME	0- 1		1- 0		1- 0	
2- 3	0- 0		0- 1		AWAY	1- 0		1- 2		1- 0	
0- 0	0- 0		0- 0		NEUTRAL	0- 0		0- 0		0- 0	

RPI	S	Opponent	Score	RPI	S	Opponent	Score	RPI	S	Opponent	Score	RPI	S	Opponent	Score	Team's RPI: 108
23	A	Michigan	41 54	28	N	Stanford	54 79	65	N	Gonzaga	57 77	102	H	Wright St.	60 72	
				33	H	Ball St.	58 79	66	A	Toledo	62 55	126	A	Bowling Green	50 60	
				37	A	Central Mich.	84 88	93	H	Western Mich.	61 66	140	A	Robert Morris	46 31	
				39	N	FGCU	62 80					144	A	Northern Ill.	79 81	
												163	N	Memphis	70 55	
												214	A	Eastern Mich.	67 60	
												214	H	Eastern Mich.	76 69	
												241	A	Youngstown St.	55 44	
												269	A	Northern Ky.	59 54	
												284	H	Detroit Mercy	82 74	
												286	A	Eastern Ky.	65 57	
												311	N	Southeastern La.	81 60	
-----																
LAST 12 Division I GAMES:																
66	A	Toledo	62 55	144	A	Northern Ill.	79 81									
33	H	Ball St.	58 79	214	A	Eastern Mich.	67 60									
126	A	Bowling Green	50 60	140	A	Robert Morris	46 31									
37	A	Central Mich.	84 88	23	A	Michigan	41 54									
214	H	Eastern Mich.	76 69	102	H	Wright St.	60 72									
93	H	Western Mich.	61 66	286	A	Eastern Ky.	65 57									

Non-Div I Games:

Kent St.

Average RPI Win:	227	WON-LOST	WINNING	LAST 10	STRENGTH OF	OPP. STRENGTH	TEAM	ADJ.	CONF.	ADJ CONF.
Average RPI Loss:	41	RECORD	PCT. RANK	GAMES	SCHEDULE	OF SCHEDULE	RPI	RPI	RPI	RPI
DIV. I ONLY	10- 11	190	2- 8	36	66	105	105	2	2	
DIV. I NON-CONF.	8- 6	143	0- 5	99	149	113	113	2	2	
-----										
TOTALS	RPI 1-25	RPI 26-50	W-L RECORDS	RPI 51-100	RPI 101-999	RPI 201+				
10- 11	0- 7	0- 1	OVERALL	2- 1	8- 2	7- 0				
7- 5	0- 5	0- 0	HOME	1- 0	6- 0	6- 0				
3- 6	0- 2	0- 1	AWAY	1- 1	2- 2	1- 0				
0- 0	0- 0	0- 0	NEUTRAL	0- 0	0- 0	0- 0				
8- 6	0- 3	0- 1	NON-CONFERENCE	1- 1	7- 1	7- 0				
6- 2	0- 2	0- 0	HOME	0- 0	6- 0	6- 0				
2- 4	0- 1	0- 1	AWAY	1- 1	1- 1	1- 0				
0- 0	0- 0	0- 0	NEUTRAL	0- 0	0- 0	0- 0				
2- 5	0- 4	0- 0	CONFERENCE	1- 0	1- 1	0- 0				
1- 3	0- 3	0- 0	HOME	1- 0	0- 0	0- 0				
1- 2	0- 1	0- 0	AWAY	0- 0	1- 1	0- 0				
0- 0	0- 0	0- 0	NEUTRAL	0- 0	0- 0	0- 0				

RPI 1-25				RPI 26-50				RPI 51-100				RPI 101+ Team's RPI: 105			
RPI	S	Opponent	Score	RPI	S	Opponent	Score	RPI	S	Opponent	Score	RPI	S	Opponent	Score
5	H	Louisville	63 87	39	A	FGCU	64 70	67	A	Miami (FL)	54 65	124	A	Middle Tenn.	57 62
9	H	Tennessee	49 63					69	A	Washington St.	73 68	130	A	Vanderbilt	55 70
10	A	Baylor	63 90					84	H	Alabama	79 54	178	A	Florida	56 53
15	A	Texas A&M	70 74									210	H	Gardner-Webb	72 34
16	H	Georgia	42 56									225	H	Morehead St.	86 53
18	H	California	52 62									237	A	Montana	71 54
21	H	South Carolina	64 81									268	H	Sacramento St.	101 70
												326	H	Marshall	69 39
												329	H	Tennessee Tech	82 54
												346	H	Evansville	100 62
LAST 12 Division I GAMES:															
84	H	Alabama	79 54	9	H	Tennessee	49 63								
21	H	South Carolina	64 81	124	A	Middle Tenn.	57 62								
130	A	Vanderbilt	55 70	18	H	California	52 62								
178	A	Florida	56 53	5	H	Louisville	63 87								
16	H	Georgia	42 56	67	A	Miami (FL)	54 65								
15	A	Texas A&M	70 74	39	A	FGCU	64 70								

Non-Div I Games:

Kentucky



Average RPI Win:	293	WON-LOST	WINNING	LAST 10	STRENGTH OF	OPP. STRENGTH	TEAM	ADJ.	CONF.	ADJ CONF.
Average RPI Loss:	154	RECORD	PCT. RANK	GAMES	SCHEDULE	OF SCHEDULE	RPI	RPI	RPI	RPI
DIV. I ONLY	8- 10	208	5- 5	297	281	250	250	28	28	
DIV. I NON-CONF.	4- 7	226	1- 4	259	272	257	257	28	28	
<hr/>										
TOTALS	RPI 1-25	RPI 26-50	W-L RECORDS	RPI 51-100	RPI 101-999	RPI 201+				
8- 10	0- 1	0- 0	OVERALL	0- 2	8- 7	7- 3				
5- 3	0- 1	0- 0	HOME	0- 1	5- 1	4- 1				
3- 7	0- 0	0- 0	AWAY	0- 0	3- 0	3- 0				
0- 0	0- 0	0- 0	NEUTRAL	0- 0	0- 0	0- 0				
4- 7	0- 1	0- 0	NON-CONFERENCE	0- 2	4- 4	3- 2				
2- 3	0- 1	0- 0	HOME	0- 1	2- 1	1- 1				
2- 4	0- 0	0- 0	AWAY	0- 1	2- 3	2- 1				
0- 0	0- 0	0- 0	NEUTRAL	0- 0	0- 0	0- 0				
4- 3	0- 0	0- 0	CONFERENCE	0- 0	4- 3	4- 1				
3- 0	0- 0	0- 0	HOME	0- 0	3- 0	3- 0				
1- 3	0- 0	0- 0	AWAY	0- 0	1- 3	1- 1				
0- 0	0- 0	0- 0	NEUTRAL	0- 0	0- 0	0- 0				

RPI 1-25				RPI 26-50				RPI 51-100				RPI 101+ Team's RPI: 250			
RPI	S	Opponent	Score	RPI	S	Opponent	Score	RPI	S	Opponent	Score	RPI	S	Opponent	Score
23	H	Michigan	49 86					89	H	Navy	47 79	127	A	Yale	51 62
								97	A	George Mason	70 73	140	A	Robert Morris	53 60
												143	A	Saint Francis (PA)	71 101
												177	H	Lehigh	72 69
												189	A	Army West Point	37 71
												222	A	Lafayette	53 69
												233	H	Manhattan	38 72
												263	H	Mt. St. Mary's	53 48
												272	H	St. Francis Brooklyn	61 59
												280	A	Bryant	56 75
												314	A	Central Conn. St.	61 54
												316	H	Wagner	74 69
												328	A	UMBC	66 52
												338	H	Saint Peter's	57 46
												339	A	NJIT	67 49
<hr/>															
LAST 12 Division I GAMES:															
314	A	Central Conn. St.	61 54	272	H	St. Francis Brooklyn	61 59								
280	A	Bryant	56 75	89	H	Navy	47 79								
263	H	Mt. St. Mary's	53 48	233	H	Manhattan	38 72								
316	H	Wagner	74 69	177	H	Lehigh	72 69								
143	A	Saint Francis (PA)	71 101	97	A	George Mason	70 73								
140	A	Robert Morris	53 60	23	H	Michigan	49 86								

Non-Div I Games:

LIU Brooklyn

Average RPI	Win:	170	WON-LOST	WINNING	LAST 10	STRENGTH OF	OPP. STRENGTH	TEAM	ADJ.	CONF.	ADJ CONF.
Average RPI	Loss:	33	RECORD	PCT. RANK	GAMES	SCHEDULE	OF SCHEDULE	RPI	RPI	RPI	RPI
DIV. I ONLY		12- 6	78	7- 3	68	31	41	41	2	2	
DIV. I NON-CONF.		8- 3	65	5- 0	185	66	59	59	2	2	
<hr/>											
TOTALS	RPI 1-25		RPI 26-50		W-L RECORDS		RPI 51-100		RPI 101-999		RPI 201+
12- 6	1- 3		0- 1		OVERALL		0- 2		11- 0		4- 0
6- 1	0- 1		0- 0		HOME		0- 0		6- 0		3- 0
5- 4	1- 1		0- 1		AWAY		0- 2		4- 0		1- 0
1- 1	0- 1		0- 0		NEUTRAL		0- 0		1- 0		0- 0
8- 3	0- 1		0- 1		NON-CONFERENCE		0- 1		8- 0		4- 0
4- 0	0- 0		0- 0		HOME		0- 0		4- 0		3- 0
3- 2	0- 0		0- 1		AWAY		0- 1		3- 0		1- 0
1- 1	0- 1		0- 0		NEUTRAL		0- 0		1- 0		0- 0
4- 3	1- 2		0- 0		CONFERENCE		0- 1		3- 0		0- 0
2- 1	0- 1		0- 0		HOME		0- 0		2- 0		0- 0
2- 2	1- 1		0- 0		AWAY		0- 1		1- 0		0- 0
0- 0	0- 0		0- 0		NEUTRAL		0- 0		0- 0		0- 0

RPI	S	Opponent	Score	RPI	S	Opponent	Score	RPI	S	Opponent	Score	RPI	S	Opponent	Score
3	H	Mississippi St.	70 83	29	A	South Fla.	55 61	53	A	Northern Colo.	50 58	107	A	Tulane	73 50
11	N	Texas	66 75					84	A	Alabama	51 65	109	H	Auburn	59 56
12	A	Missouri	69 65									118	N	Saint Louis	71 59
15	A	Texas A&M	59 69									125	A	Little Rock	56 37
<hr/>															
LAST 12 Division I GAMES:															
15	A	Texas A&M	59 69	130	H	Vanderbilt	85 65	331	H	Sam Houston St.	71 58	109	H	Auburn	59 56
109	H	Auburn	59 56	331	H	Sam Houston St.	71 58	125	A	Little Rock	56 37	118	N	Saint Louis	71 59
178	A	Florida	66 59	125	A	Little Rock	56 37	133	H	Louisiana	60 45	125	A	Little Rock	56 37
84	A	Alabama	51 65	133	H	Louisiana	60 45	107	A	Tulane	73 50	130	H	Vanderbilt	85 65
3	H	Mississippi St.	70 83	107	A	Tulane	73 50	231	A	Texas Tech	48 40	133	H	Louisiana	60 45
12	A	Missouri	69 65	231	A	Texas Tech	48 40					178	A	Florida	66 59

Non-Div I Games:

LSU

Average RPI Win:	216	WON-LOST	WINNING	LAST 10	STRENGTH OF	OPP. STRENGTH	TEAM	ADJ.	CONF.	ADJ CONF.
Average RPI Loss:	141	RECORD	PCT. RANK	GAMES	SCHEDULE	OF SCHEDULE	RPI	RPI	RPI	RPI
DIV. I ONLY	7- 13	257	3- 7	122	191	213	213	13	13	
DIV. I NON-CONF.	5- 8	220	1- 4	90	204	152	152	11	11	
-----										
TOTALS	RPI 1-25	RPI 26-50	W-L RECORDS	RPI 51-100	RPI 101-999	RPI 201+				
7- 13	0- 0	0- 2	OVERALL	0- 5	7- 6	4- 4				
3- 5	0- 0	0- 1	HOME	0- 2	3- 2	2- 1				
3- 8	0- 0	0- 1	AWAY	0- 3	3- 4	2- 3				
1- 0	0- 0	0- 0	NEUTRAL	0- 0	1- 0	0- 0				
5- 8	0- 0	0- 2	NON-CONFERENCE	0- 2	5- 4	2- 2				
1- 3	0- 0	0- 1	HOME	0- 0	1- 2	0- 1				
3- 5	0- 0	0- 1	AWAY	0- 2	3- 2	2- 1				
1- 0	0- 0	0- 0	NEUTRAL	0- 0	1- 0	0- 0				
2- 5	0- 0	0- 0	CONFERENCE	0- 3	2- 2	2- 2				
2- 2	0- 0	0- 0	HOME	0- 2	2- 0	2- 0				
0- 3	0- 0	0- 0	AWAY	0- 1	0- 2	0- 2				
0- 0	0- 0	0- 0	NEUTRAL	0- 0	0- 0	0- 0				

RPI 1-25				RPI 26-50				RPI 51-100				RPI 101+				Team's RPI: 213	
RPI	S	Opponent	Score	RPI	S	Opponent	Score	RPI	S	Opponent	Score	RPI	S	Opponent	Score		
				27	H	Villanova	49 76	52	A	Duquesne	50 78	104	H	Penn	66 59		
				43	A	Drexel	54 79	58	A	American	48 66	161	N	New Hampshire	59 51		
								61	H	Dayton	47 76	174	H	Temple	52 69		
								88	A	Harvard	61 70	177	A	Lehigh	69 61		
								97	H	George Mason	56 69	191	A	Wisconsin	60 71		
												221	A	North Texas	44 70		
												222	A	Lafayette	74 47		
												230	A	Richmond	51 77		
												235	H	St. Bonaventure	66 63		
												267	H	Rider	55 76		
												303	A	Delaware St.	71 48		
												309	H	VCU	62 57		
												321	A	Rhode Island	63 72		
LAST 12 Division I GAMES:																	
				309	H	VCU	62 57	97	H	George Mason	56 69						
				321	A	Rhode Island	63 72	61	H	Dayton	47 76						
				52	A	Duquesne	50 78	27	H	Villanova	49 76						
				235	H	St. Bonaventure	66 63	303	A	Delaware St.	71 48						
				88	A	Harvard	61 70	221	A	North Texas	44 70						
				230	A	Richmond	51 77	267	H	Rider	55 76						

Non-Div I Games:

La Salle

Average RPI Win: 301  
Average RPI Loss: 191

WON-LOST  
RECORD

WINNING  
PCT. RANK

LAST 10  
GAMES

STRENGTH OF  
SCHEDULE

OPP. STRENGTH  
OF SCHEDULE

TEAM  
RPI

ADJ.  
RPI

CONF.  
RPI

ADJ CONF.  
RPI

DIV. I ONLY	2- 15	324	2- 8	252	329	333	333	23	23
DIV. I NON-CONF.	1- 8	313	1- 3	286	335	343	343	24	24
-----									
TOTALS	RPI 1-25	RPI 26-50	W-L RECORDS	RPI 51-100	RPI 101-999	RPI 201+			
2- 15	0- 0	0- 0	OVERALL	0- 1	2- 14	2- 5			
2- 4	0- 0	0- 0	HOME	0- 0	2- 4	2- 3			
0- 11	0- 0	0- 0	AWAY	0- 1	0- 2	0- 0			
0- 0	0- 0	0- 0	NEUTRAL	0- 0	0- 0	0- 0			
1- 8	0- 0	0- 0	NON-CONFERENCE	0- 1	1- 7	1- 3			
1- 2	0- 0	0- 0	HOME	0- 0	1- 2	1- 1			
0- 6	0- 0	0- 0	AWAY	0- 1	0- 5	0- 2			
0- 0	0- 0	0- 0	NEUTRAL	0- 0	0- 0	0- 0			
1- 7	0- 0	0- 0	CONFERENCE	0- 0	1- 7	1- 2			
1- 2	0- 0	0- 0	HOME	0- 0	1- 2	1- 2			
0- 5	0- 0	0- 0	AWAY	0- 0	0- 5	0- 0			
0- 0	0- 0	0- 0	NEUTRAL	0- 0	0- 0	0- 0			

RPI 1-25				RPI 26-50				RPI 51-100				RPI 101+ Team's RPI: 333					
RPI	S	Opponent	Score	RPI	S	Opponent	Score	RPI	S	Opponent	Score	RPI	S	Opponent	Score		
								59	A	Oklahoma St.	58	112	109	A	Auburn	41	67
												122	A	Rice	47	63	
												125	A	Little Rock	37	57	
												133	A	Louisiana	55	63	
												166	A	Texas St.	52	86	
												173	A	UT Arlington	61	70	
												192	H	New Orleans	51	89	
												194	A	Arkansas St.	62	76	
												196	A	Louisiana Tech	49	71	
												240	H	Troy	79	86	
												255	A	Grambling	52	61	
												279	H	Coastal Caro.	62	56	
												283	H	Appalachian St.	67	71	
												292	A	McNeese	61	65	
												320	H	Northwestern St.	48	70	
												323	H	Houston Baptist	77	73	
LAST 12 Division I GAMES:																	
240	H	Troy	79	86	125	A	Little Rock	37	57								
173	A	UT Arlington	61	70	194	A	Arkansas St.	62	76								
166	A	Texas St.	52	86	59	A	Oklahoma St.	58	112								
133	A	Louisiana	55	63	323	H	Houston Baptist	77	73								
283	H	Appalachian St.	67	71	192	H	New Orleans	51	89								
279	H	Coastal Caro.	62	56	122	A	Rice	47	63								

Non-Div I Games: Millsaps 73 41 Centenary (LA) 90 53

La. -Monroe

Loss, Non-Conf, S Site, H Home A Away N Neutral

Average RPI Win:	251	WON-LOST	WINNING	LAST 10	STRENGTH OF	OPP. STRENGTH	TEAM	ADJ.	CONF.	ADJ CONF.
Average RPI Loss:	141	RECORD	PCT. RANK	GAMES	SCHEDULE	OF SCHEDULE	RPI	RPI	RPI	RPI
DIV. I ONLY	8- 11	221	5- 5	181	253	222	222	15	15	
DIV. I NON-CONF.	4- 6	214	1- 2	237	316	252	252	18	18	
-----										
TOTALS	RPI 1-25	RPI 26-50	W-L RECORDS	RPI 51-100	RPI 101-999	RPI 201+				
8- 11	0- 0	0- 2	OVERALL	0- 2	8- 7	7- 2				
5- 4	0- 0	0- 1	HOME	0- 1	5- 2	5- 1				
3- 7	0- 0	0- 1	AWAY	0- 1	3- 5	2- 1				
0- 0	0- 0	0- 0	NEUTRAL	0- 0	0- 0	0- 0				
4- 6	0- 0	0- 2	NON-CONFERENCE	0- 0	4- 4	4- 2				
3- 2	0- 0	0- 1	HOME	0- 0	3- 1	3- 1				
1- 4	0- 0	0- 1	AWAY	0- 0	1- 3	1- 1				
0- 0	0- 0	0- 0	NEUTRAL	0- 0	0- 0	0- 0				
4- 5	0- 0	0- 0	CONFERENCE	0- 2	4- 3	3- 0				
2- 2	0- 0	0- 0	HOME	0- 1	2- 1	2- 0				
2- 3	0- 0	0- 0	AWAY	0- 1	2- 2	1- 0				
0- 0	0- 0	0- 0	NEUTRAL	0- 0	0- 0	0- 0				

RPI	S	Opponent	Score	RPI	S	Opponent	Score	RPI	S	Opponent	Score	RPI	S	Opponent	Score	Team's RPI: 222
41	H	Princeton	45 53	58	H	American	67 74	104	A	Penn	42 55					
43	A	Drexel	37 52	89	A	Navy	59 65	140	A	Robert Morris	42 63					
								156	A	Bucknell	53 83					
								177	A	Lehigh	45 70					
								185	A	Boston U.	47 45					
								189	H	Army West Point	60 65					
								213	H	La Salle	47 74					
								223	A	Holy Cross	69 65					
								227	H	Loyola Maryland	65 54					
								250	H	LIU Brooklyn	69 53					
								264	A	Cornell	59 58					
								267	H	Rider	60 45					
								273	H	Colgate	63 48					
								316	H	Wagner	70 52					
								338	A	Saint Peter's	61 64					
LAST 12 Division I GAMES:																
185	A	Boston U.	47 45	273	H	Colgate	63 48									
58	H	American	67 74	223	A	Holy Cross	69 65									
89	A	Navy	59 65	177	A	Lehigh	45 70									
227	H	Loyola Maryland	65 54	316	H	Wagner	70 52									
189	H	Army West Point	60 65	140	A	Robert Morris	42 63									
156	A	Bucknell	53 83	41	H	Princeton	45 53									

Non-Div I Games:

Lafayette

Average RPI Win: 265

Average RPI Loss: 84

WON-LOST  
RECORDWINNING  
PCT. RANKLAST 10  
GAMESSTRENGTH OF  
SCHEDULEOPP. STRENGTH  
OF SCHEDULETEAM  
RPIADJ.  
RPICONF.  
RPIADJ CONF.  
RPIDIV. I ONLY  
DIV. I NON-CONF.8- 6  
1- 5133  
3007- 2  
1- 2278  
25149  
17138  
168138  
16826  
2526  
25

TOTALS

RPI 1-25

RPI 26-50

W-L RECORDS

RPI 51-100

RPI 101-999

RPI 201+

8- 6  
3- 0  
4- 5  
1- 10- 1  
0- 0  
0- 1  
0- 00- 1  
0- 0  
0- 1  
0- 0OVERALL  
HOME  
AWAY  
NEUTRAL0- 2  
0- 0  
0- 2  
0- 08- 2  
3- 0  
4- 1  
1- 16- 0  
2- 0  
4- 0  
0- 01- 5  
0- 0  
0- 4  
1- 10- 1  
0- 0  
0- 1  
0- 00- 1  
0- 0  
0- 1  
0- 0NON-CONFERENCE  
HOME  
AWAY  
NEUTRAL0- 1  
0- 0  
0- 1  
0- 01- 2  
0- 0  
0- 1  
1- 10- 0  
0- 0  
0- 0  
0- 07- 1  
3- 0  
4- 1  
0- 00- 0  
0- 0  
0- 0  
0- 00- 0  
0- 0  
0- 0  
0- 0CONFERENCE  
HOME  
AWAY  
NEUTRAL0- 1  
0- 0  
0- 1  
0- 07- 0  
3- 0  
4- 0  
0- 06- 0  
2- 0  
4- 0  
0- 0

RPI 1-25

RPI 26-50

RPI 51-100

RPI 101+

Team's RPI: 138

RPI S Opponent Score  
10 A Baylor 62 121RPI S Opponent Score  
46 A Purdue 64 79RPI S Opponent Score  
64 A New Mexico 58 90  
96 A Central Ark. 39 51RPI S Opponent Score  
131 N North Dakota 70 73  
144 N Northern Ill. 90 80  
154 A Pacific 75 80  
192 H New Orleans 100 77  
259 A Nicholls St. 76 61  
266 A A&M-Corpus Christi 70 31  
296 H Incarnate Word 77 54  
311 A Southeastern La. 75 58  
323 A Houston Baptist 79 51  
331 H Sam Houston St. 91 44

LAST 12 Division I GAMES:

259 A Nicholls St. 76 61  
331 H Sam Houston St. 91 44  
296 H Incarnate Word 77 54  
311 A Southeastern La. 75 58  
96 A Central Ark. 39 51  
192 H New Orleans 100 77266 A A&M-Corpus Christi 70 31  
323 A Houston Baptist 79 51  
64 A New Mexico 58 90  
154 A Pacific 75 80  
144 N Northern Ill. 90 80  
131 N North Dakota 70 73

Non-Div I Games:

Howard Payne

101 37

Schreiner

116 37

Louisiana Col.

93 62

S' western Assemblies

92 49  
Lamar University

Loss, Non-Conf, S Site, H Home A Away N Neutral

Average RPI Win: 231  
Average RPI Loss: 163

WON-LOST  
RECORD

WINNING  
PCT. RANK

LAST 10  
GAMES

STRENGTH OF  
SCHEDULE

OPP. STRENGTH  
OF SCHEDULE

TEAM  
RPI

ADJ.  
RPI

CONF.  
RPI

ADJ CONF.  
RPI

DIV. I ONLY	11- 8	125	6- 4	261	208	177	177	15	15
DIV. I NON-CONF.	5- 5	170	1- 2	320	267	247	247	18	18
TOTALS	RPI 1-25	RPI 26-50	W-L RECORDS	RPI 51-100	RPI 101-999	RPI 201+			
11- 8	0- 0	0- 2	OVERALL	1- 1	10- 5	7- 5			
8- 1	0- 0	0- 0	HOME	1- 0	7- 1	4- 1			
3- 6	0- 0	0- 1	AWAY	0- 1	3- 4	3- 4			
0- 1	0- 0	0- 1	NEUTRAL	0- 0	0- 0	0- 0			
5- 5	0- 0	0- 2	NON-CONFERENCE	0- 0	5- 3	5- 3			
3- 1	0- 0	0- 0	HOME	0- 0	3- 1	3- 1			
2- 3	0- 0	0- 1	AWAY	0- 0	2- 2	2- 2			
0- 1	0- 0	0- 1	NEUTRAL	0- 0	0- 0	0- 0			
6- 3	0- 0	0- 0	CONFERENCE	1- 1	5- 2	2- 2			
5- 0	0- 0	0- 0	HOME	1- 0	4- 0	1- 0			
1- 3	0- 0	0- 0	AWAY	0- 1	1- 2	1- 2			
0- 0	0- 0	0- 0	NEUTRAL	0- 0	0- 0	0- 0			

RPI	S	Opponent	Score	RPI	S	Opponent	Score	RPI	S	Opponent	Score	RPI	S	Opponent	Score	Team's RPI: 177
27	N	Villanova	42 62	58	A	American	64 82	156	H	Bucknell	66 62	227	H	Lafayette	70 45	
44	A	Minnesota	73 107	89	H	Navy	66 63	185	H	Boston U.	74 58	223	A	Holy Cross	49 54	
								189	H	Army West Point	59 55	227	A	Loyola Maryland	64 67	
								213	H	La Salle	61 69	250	A	LIU Brooklyn	69 72	
								222	H	Lafayette	70 45	258	A	Sacred Heart	55 65	
								223	A	Holy Cross	49 54	263	H	Mt. St. Mary's	75 71	
								227	A	Loyola Maryland	64 67	264	A	Cornell	62 57	
								250	A	LIU Brooklyn	69 72	273	A	Colgate	59 51	
								258	A	Sacred Heart	55 65	277	H	Fairfield	56 53	
								263	H	Mt. St. Mary's	75 71	287	A	Monmouth	75 57	
								264	A	Cornell	62 57	339	H	NJIT	64 50	
								273	A	Colgate	59 51					
								277	H	Fairfield	56 53					
								287	A	Monmouth	75 57					
								339	H	NJIT	64 50					
LAST 12 Division I GAMES:																
227	A	Loyola Maryland	64 67	223	A	Holy Cross	49 54									
189	H	Army West Point	59 55	89	H	Navy	66 63									
273	A	Colgate	59 51	222	H	Lafayette	70 45									
58	A	American	64 82	250	A	LIU Brooklyn	69 72									
156	H	Bucknell	66 62	339	H	NJIT	64 50									
185	H	Boston U.	74 58	258	A	Sacred Heart	55 65									

Non-Div I Games: Mansfield 77 47

Lehigh

Average RPI Win:	281	WON-LOST	WINNING	LAST 10	STRENGTH OF	OPP. STRENGTH	TEAM	ADJ.	CONF.	ADJ CONF.
Average RPI Loss:	111	RECORD	PCT. RANK	GAMES	SCHEDULE	OF SCHEDULE	RPI	RPI	RPI	RPI
DIV. I ONLY	9- 8	156	0- 1	207	284	149	149	29	29	
DIV. I NON-CONF.	3- 7	254	0- 1	62	161	159	159	29	29	
-----										
TOTALS	RPI 1-25	RPI 26-50	W-L RECORDS	RPI 51-100	RPI 101-999	RPI 201+				
9- 8	0- 2	0- 1	OVERALL	0- 2	9- 3	8- 2				
4- 0	0- 0	0- 0	HOME	0- 0	4- 0	4- 0				
4- 6	0- 2	0- 0	AWAY	0- 1	4- 3	4- 2				
1- 2	0- 0	0- 1	NEUTRAL	0- 1	1- 0	0- 0				
3- 7	0- 2	0- 1	NON-CONFERENCE	0- 2	3- 2	2- 1				
1- 0	0- 0	0- 0	HOME	0- 0	1- 0	1- 0				
1- 5	0- 2	0- 0	AWAY	0- 1	1- 2	1- 1				
1- 2	0- 0	0- 1	NEUTRAL	0- 1	1- 0	0- 0				
6- 1	0- 0	0- 0	CONFERENCE	0- 0	6- 1	6- 1				
3- 0	0- 0	0- 0	HOME	0- 0	3- 0	3- 0				
3- 1	0- 0	0- 0	AWAY	0- 0	3- 1	3- 1				
0- 0	0- 0	0- 0	NEUTRAL	0- 0	0- 0	0- 0				

RPI 1-25				RPI 26-50				RPI 51-100				RPI 101+				Team's RPI: 149
RPI	S	Opponent	Score	RPI	S	Opponent	Score	RPI	S	Opponent	Score	RPI	S	Opponent	Score	
19	A	Duke	51 68	45	N	Houston	68 75	53	N	Northern Colo.	57 65	116	A	Drake	68 96	
23	A	Michigan	50 74					87	A	James Madison	47 58	201	N	Denver	82 69	
												210	A	Gardner-Webb	85 60	
												245	A	UNC Asheville	41 48	
												249	H	Campbell	60 42	
												262	A	Presbyterian	76 64	
												265	H	Valparaiso	61 40	
												297	A	Massachusetts	61 64	
												322	A	Old Dominion	63 55	
												332	H	Charleston So.	63 53	
												344	H	Winthrop	63 37	
												348	A	Longwood	63 51	
-----																
LAST 12 Division I GAMES:																
116	A	Drake	68 96	332	H	Charleston So.	63 53	262	A	Presbyterian	76 64	19	A	Duke	51 68	
348	A	Longwood	63 51	201	N	Denver	82 69	53	N	Northern Colo.	57 65	210	A	Gardner-Webb	85 60	
249	H	Campbell	60 42	87	A	James Madison	47 58									
245	A	UNC Asheville	41 48													
210	A	Gardner-Webb	85 60													
344	H	Winthrop	63 37													

Non-Div I Games: Shippensburg 105 43 Limestone 68 38

Liberty



Average RPI Win:	290	WON-LOST	WINNING	LAST 10	STRENGTH OF	OPP. STRENGTH	TEAM	ADJ.	CONF.	ADJ CONF.
Average RPI Loss:	146	RECORD	PCT. RANK	GAMES	SCHEDULE	OF SCHEDULE	RPI	RPI	RPI	RPI
DIV. I ONLY	6- 14	278	4- 6	211	277	252	252	22	22	
DIV. I NON-CONF.	4- 11	279	2- 5	256	292	284	284	22	22	
-----										
TOTALS	RPI 1-25	RPI 26-50	W-L RECORDS	RPI 51-100	RPI 101-999	RPI 201+				
6- 14	0- 0	0- 2	OVERALL	0- 3	6- 9	6- 4				
2- 6	0- 0	0- 1	HOME	0- 2	2- 3	2- 2				
4- 8	0- 0	0- 1	AWAY	0- 1	4- 6	4- 2				
0- 0	0- 0	0- 0	NEUTRAL	0- 0	0- 0	0- 0				
4- 11	0- 0	0- 1	NON-CONFERENCE	0- 3	4- 7	4- 4				
2- 4	0- 0	0- 0	HOME	0- 2	2- 2	2- 2				
2- 7	0- 0	0- 1	AWAY	0- 1	2- 5	2- 2				
0- 0	0- 0	0- 0	NEUTRAL	0- 0	0- 0	0- 0				
2- 3	0- 0	0- 1	CONFERENCE	0- 0	2- 2	2- 0				
0- 2	0- 0	0- 1	HOME	0- 0	0- 1	0- 0				
2- 1	0- 0	0- 0	AWAY	0- 0	2- 1	2- 0				
0- 0	0- 0	0- 0	NEUTRAL	0- 0	0- 0	0- 0				

RPI 1-25				RPI 26-50				RPI 51-100				RPI 101+				Team's RPI : 252	
RPI	S	Opponent	Score	RPI	S	Opponent	Score	RPI	S	Opponent	Score	RPI	S	Opponent	Score		
33	A	Ball St.	46 84	78	A	Butler	58 70	118	A	Saint Louis	57 101						
39	H	FGCU	54 68	81	H	Belmont	59 91	121	A	Jacksonville	48 70						
				84	H	Alabama	51 73	124	A	Middle Tenn.	48 72						
								130	A	Vanderbilt	82 92						
								179	H	Stetson	55 59						
								225	H	Morehead St.	55 75						
								232	H	Austin Peay	63 71						
								242	A	North Florida	73 69						
								253	A	Kennesaw St.	64 62						
								254	A	Col. of Charleston	69 85						
								285	H	Alabama A&M	66 50						
								301	H	Murray St.	65 64						
								329	A	Tennessee Tech	61 57						
								332	A	Charleston So.	58 54						
								343	A	Tennessee St.	64 71						
LAST 12 Division I GAMES:																	
39	H	FGCU	54 68	130	A	Vanderbilt	82 92										
179	H	Stetson	55 59	329	A	Tennessee Tech	61 57										
242	A	North Florida	73 69	118	A	Saint Louis	57 101										
121	A	Jacksonville	48 70	343	A	Tennessee St.	64 71										
253	A	Kennesaw St.	64 62	84	H	Alabama	51 73										
285	H	Alabama A&M	66 50	81	H	Belmont	59 91										

Non-Div I Games:

Average RPI Win:	204	WON-LOST	WINNING	LAST 10	STRENGTH OF	OPP. STRENGTH	TEAM	ADJ.	CONF.	ADJ CONF.
Average RPI Loss:	90	RECORD	PCT. RANK	GAMES	SCHEDULE	OF SCHEDULE	RPI	RPI	RPI	RPI
DIV. I ONLY	11- 8	125	8- 2	142	103	125	125	23	23	
DIV. I NON-CONF.	3- 8	268	0- 4	29	9	184	184	24	24	
-----										
TOTALS	RPI 1-25	RPI 26-50	W-L RECORDS	RPI 51-100	RPI 101-999	RPI 201+				
11- 8	0- 2	1- 1	OVERALL	0- 1	10- 4	4- 0				
8- 3	0- 0	1- 1	HOME	0- 0	7- 2	1- 0				
3- 5	0- 2	0- 0	AWAY	0- 1	3- 2	3- 0				
0- 0	0- 0	0- 0	NEUTRAL	0- 0	0- 0	0- 0				
3- 8	0- 2	1- 1	NON-CONFERENCE	0- 1	2- 4	0- 0				
3- 3	0- 0	1- 1	HOME	0- 0	2- 2	0- 0				
0- 5	0- 2	0- 0	AWAY	0- 1	0- 2	0- 0				
0- 0	0- 0	0- 0	NEUTRAL	0- 0	0- 0	0- 0				
8- 0	0- 0	0- 0	CONFERENCE	0- 0	8- 0	4- 0				
5- 0	0- 0	0- 0	HOME	0- 0	5- 0	1- 0				
3- 0	0- 0	0- 0	AWAY	0- 0	3- 0	3- 0				
0- 0	0- 0	0- 0	NEUTRAL	0- 0	0- 0	0- 0				

RPI 1-25				RPI 26-50				RPI 51-100				RPI 101+ Team's RPI: 125			
RPI	S	Opponent	Score	RPI	S	Opponent	Score	RPI	S	Opponent	Score	RPI	S	Opponent	Score
3	A	Mississippi St.	48 86	36	H	Oklahoma	68 56	74	A	Kansas St.	51 66	118	A	Saint Louis	45 48
15	A	Texas A&M	49 66	41	H	LSU	37 56					120	H	Missouri St.	63 51
												122	A	Rice	51 58
												133	H	Louisiana	78 43
												153	H	Tulsa	61 74
												163	H	Memphis	86 57
												166	H	Texas St.	63 48
												173	H	UT Arlington	59 57
												194	H	Arkansas St.	53 43
												196	H	Louisiana Tech	49 58
												283	A	Appalachian St.	52 40
												313	A	Georgia St.	65 50
												330	A	Ga. Southern	64 34
												333	H	La.-Monroe	57 37
-----															
LAST 12 Division I GAMES:															
283	A	Appalachian St.	52 40	333	H	La.-Monroe	57 37	133	H	Louisiana	78 43				
194	H	Arkansas St.	53 43	41	H	LSU	37 56	74	A	Kansas St.	51 66				
166	H	Texas St.	63 48					3	A	Mississippi St.	48 86				
173	H	UT Arlington	59 57					196	H	Louisiana Tech	49 58				
330	A	Ga. Southern	64 34												
313	A	Georgia St.	65 50												

Non-Div I Games:

Little Rock

Average RPI Win:	279	WON-LOST	WINNING	LAST 10	STRENGTH OF	OPP. STRENGTH	TEAM	ADJ.	CONF.	ADJ CONF.
Average RPI Loss:	210	RECORD	PCT. RANK	GAMES	SCHEDULE	OF SCHEDULE	RPI	RPI	RPI	RPI
DIV. I ONLY	2- 18	337	0- 10	302	270	336	336	21	21	
DIV. I NON-CONF.	2- 12	306	1- 5	260	315	322	322	20	20	
-----										
TOTALS	RPI 1-25	RPI 26-50	W-L RECORDS	RPI 51-100	RPI 101-999	RPI 201+				
2- 18	0- 1	0- 1	OVERALL	0- 0	2- 16	2- 12				
0- 8	0- 1	0- 0	HOME	0- 0	0- 7	0- 5				
2- 8	0- 0	0- 0	AWAY	0- 0	2- 0	2- 0				
0- 2	0- 0	0- 0	NEUTRAL	0- 0	0- 2	0- 1				
2- 12	0- 1	0- 1	NON-CONFERENCE	0- 0	2- 10	2- 7				
0- 6	0- 1	0- 0	HOME	0- 0	0- 5	0- 4				
2- 4	0- 0	0- 1	AWAY	0- 0	2- 3	2- 2				
0- 2	0- 0	0- 0	NEUTRAL	0- 0	0- 2	0- 1				
0- 6	0- 0	0- 0	CONFERENCE	0- 0	0- 6	0- 5				
0- 2	0- 0	0- 0	HOME	0- 0	0- 2	0- 1				
0- 4	0- 0	0- 0	AWAY	0- 0	0- 4	0- 4				
0- 0	0- 0	0- 0	NEUTRAL	0- 0	0- 0	0- 0				

RPI 1-25				RPI 26-50				RPI 51-100				RPI 101+ Team's RPI: 336			
RPI	S	Opponent	Score	RPI	S	Opponent	Score	RPI	S	Opponent	Score	RPI	S	Opponent	Score
9	H	Tennessee	61 90	48	A	Southern California	60 75					167	H	Loyola Marymount	69 84
												172	H	Cal Poly	64 75
												180	N	Oral Roberts	58 64
												195	A	San Diego	40 74
												207	H	Pepperdine	71 83
												208	A	UC Santa Barbara	44 51
												208	H	UC Santa Barbara	74 90
												218	H	Montana St.	51 62
												237	A	Montana	60 67
												238	A	UC Riverside	53 77
												246	A	Hawaii	66 74
												247	H	New Mexico St.	63 72
												251	H	Illinois St.	51 59
												275	A	Grand Canyon	65 63
												282	A	Arizona	80 72
												298	A	Cal St. Fullerton	61 67
												309	N	VCU	59 69
												339	A	NJIT	57 73
-----															
LAST 12 Division I GAMES:															
172	H	Cal Poly	64 75	309	N	VCU	59 69								
208	H	UC Santa Barbara	74 90	339	A	NJIT	57 73								
246	A	Hawaii	66 74	247	H	New Mexico St.	63 72								
298	A	Cal St. Fullerton	61 67	251	H	Illinois St.	51 59								
238	A	UC Riverside	53 77	9	H	Tennessee	61 90								
208	A	UC Santa Barbara	44 51	275	A	Grand Canyon	65 63								

Non-Div I Games:

Long Beach St.

Average RPI	Win:	306	WON-LOST	WINNING	LAST 10	STRENGTH OF	OPP. STRENGTH	TEAM	ADJ.	CONF.	ADJ CONF.
Average RPI	Loss:	240	RECORD	PCT. RANK	GAMES	SCHEDULE	OF SCHEDULE	RPI	RPI	RPI	RPI
DIV. I ONLY		2- 15	324	1- 9	323	349	348	348	29	29	
DIV. I NON-CONF.		1- 9	318	0- 4	338	348	349	349	29	29	
-----											
TOTALS	RPI 1-25		RPI 26-50		W-L RECORDS	RPI 51-100		RPI 101-999		RPI 201+	
2- 15	0- 0		0- 0		OVERALL	0- 1		2- 14		2- 11	
2- 6	0- 0		0- 0		HOME	0- 0		2- 6		2- 4	
0- 9	0- 0		0- 0		AWAY	0- 0		0- 0		0- 0	
0- 0	0- 0		0- 0		NEUTRAL	0- 0		0- 0		0- 0	
1- 9	0- 0		0- 0		NON-CONFERENCE	0- 1		1- 8		1- 7	
1- 3	0- 0		0- 0		HOME	0- 0		1- 3		1- 2	
0- 6	0- 0		0- 0		AWAY	0- 1		0- 5		0- 5	
0- 0	0- 0		0- 0		NEUTRAL	0- 0		0- 0		0- 0	
1- 6	0- 0		0- 0		CONFERENCE	0- 0		1- 6		1- 4	
1- 3	0- 0		0- 0		HOME	0- 0		1- 3		1- 2	
0- 3	0- 0		0- 0		AWAY	0- 0		0- 3		0- 2	
0- 0	0- 0		0- 0		NEUTRAL	0- 0		0- 0		0- 0	

RPI 1-25				RPI 26-50				RPI 51-100				RPI 101+				Team's RPI: 348	
RPI	S	Opponent	Score	RPI	S	Opponent	Score	RPI	S	Opponent	Score	RPI	S	Opponent	Score		
								97	A	George Mason	41	60					
												117	A	High Point	41	62	
												149	H	Liberty	51	63	
												198	H	Norfolk St.	45	64	
												204	H	Radford	33	52	
												210	H	Gardner-Webb	54	61	
												214	A	Eastern Mich.	44	73	
												245	A	UNC Asheville	52	82	
												262	H	Presbyterian	66	56	
												265	H	Valparaiso	68	81	
												289	H	Fairleigh Dickinson	52	72	
												303	A	Delaware St.	56	60	
												316	A	Wagner	43	60	
												326	A	Marshall	45	90	
												332	A	Charleston So.	57	73	
												334	A	N.C. Central	75	87	
												349	H	UMass Lowell	84	82	
LAST 12 Division I GAMES:																	
149	H	Liberty	51	63	332	A	Charleston So.	57	73								
117	A	High Point	41	62	198	H	Norfolk St.	45	64								
204	H	Radford	33	52	97	A	George Mason	41	60								
245	A	UNC Asheville	52	82	214	A	Eastern Mich.	44	73								
210	H	Gardner-Webb	54	61	316	A	Wagner	43	60								
262	H	Presbyterian	66	56	265	H	Valparaiso	68	81								

Non-Div I Games: Milligan 66 56

Longwood



Average RPI Win:	246	WON-LOST	WINNING	LAST 10	STRENGTH OF	OPP. STRENGTH	TEAM	ADJ.	CONF.	ADJ CONF.
Average RPI Loss:	153	RECORD	PCT. RANK	GAMES	SCHEDULE	OF SCHEDULE	RPI	RPI	RPI	RPI

DIV. I ONLY	11- 7	110	7- 3	299	193	196	196	18	18
DIV. I NON-CONF.	8- 4	87	5- 1	284	163	170	170	19	19
-----									
TOTALS	RPI 1-25	RPI 26-50	W-L RECORDS	RPI 51-100	RPI 101-999	RPI 201+			
11- 7	0- 1	0- 0	OVERALL	1- 0	10- 6	8- 2			
8- 1	0- 0	0- 0	HOME	0- 0	8- 1	7- 0			
2- 5	0- 1	0- 0	AWAY	0- 0	2- 4	1- 1			
1- 1	0- 0	0- 0	NEUTRAL	1- 0	0- 1	0- 1			
8- 4	0- 1	0- 0	NON-CONFERENCE	1- 0	7- 3	5- 1			
6- 1	0- 0	0- 0	HOME	0- 0	6- 1	5- 0			
1- 2	0- 1	0- 0	AWAY	0- 0	1- 1	0- 0			
1- 1	0- 0	0- 0	NEUTRAL	1- 0	0- 1	0- 1			
3- 3	0- 0	0- 0	CONFERENCE	0- 0	3- 3	3- 1			
2- 0	0- 0	0- 0	HOME	0- 0	2- 0	2- 0			
1- 3	0- 0	0- 0	AWAY	0- 0	1- 3	1- 1			
0- 0	0- 0	0- 0	NEUTRAL	0- 0	0- 0	0- 0			

RPI 1-25				RPI 26-50				RPI 51-100				RPI 101+ Team's RPI: 196			
RPI	S	Opponent	Score	RPI	S	Opponent	Score	RPI	S	Opponent	Score	RPI	S	Opponent	Score
11	A	Texas	54 88					79	N	Penn St.	71 59	109	A	Auburn	59 75
												112	H	Clemson	47 55
												125	A	Little Rock	58 49
												158	A	Southern Miss.	50 65
												163	H	Memphis	65 40
												198	A	Fla. Atlantic	72 86
												206	N	Niagara	67 73
												221	H	North Texas	61 53
												255	H	Grambling	64 53
												274	A	FIU	54 57
												276	H	Alcorn	87 50
												292	H	McNeese	78 62
												312	H	UTSA	63 55
												323	H	Houston Baptist	85 62
												326	A	Marshall	74 65
												333	H	La.-Monroe	71 49
-----															
LAST 12 Division I GAMES:															
198	A	Fla. Atlantic	72 86	276	H	Alcorn	87 50	323	H	Houston Baptist	85 62				
274	A	FIU	54 57					292	H	McNeese	78 62				
326	A	Marshall	74 65					333	H	La.-Monroe	71 49				
158	A	Southern Miss.	50 65					125	A	Little Rock	58 49				
312	H	UTSA	63 55					112	H	Clemson	47 55				
221	H	North Texas	61 53												

Non-Div I Games: LSU-Alexandria 87 47

Louisiana Tech

Average RPI Win:	111	WON-LOST	WINNING	LAST 10	STRENGTH OF	OPP. STRENGTH	TEAM	ADJ.	CONF.	ADJ CONF.
Average RPI Loss:	4	RECORD	PCT. RANK	GAMES	SCHEDULE	OF SCHEDULE	RPI	RPI	RPI	RPI
DIV. I ONLY	21- 1	3	9- 1	30	2	5	5	1	1	
DIV. I NON-CONF.	14- 0	1	4- 0	148	13	13	13	1	1	
-----										
TOTALS	RPI 1-25	RPI 26-50	W-L RECORDS	RPI 51-100	RPI 101-999	RPI 201+				
21- 1	6- 1	1- 0	OVERALL	5- 0	9- 0	4- 0				
12- 1	4- 1	0- 0	HOME	2- 0	6- 0	3- 0				
9- 0	2- 0	1- 0	AWAY	3- 0	3- 0	1- 0				
0- 0	0- 0	0- 0	NEUTRAL	0- 0	0- 0	0- 0				
14- 0	3- 0	1- 0	NON-CONFERENCE	2- 0	8- 0	4- 0				
9- 0	2- 0	0- 0	HOME	1- 0	6- 0	3- 0				
5- 0	1- 0	1- 0	AWAY	1- 0	2- 0	1- 0				
0- 0	0- 0	0- 0	NEUTRAL	0- 0	0- 0	0- 0				
7- 1	3- 1	0- 0	CONFERENCE	3- 0	1- 0	0- 0				
3- 1	2- 1	0- 0	HOME	1- 0	0- 0	0- 0				
4- 0	1- 0	0- 0	AWAY	2- 0	1- 0	0- 0				
0- 0	0- 0	0- 0	NEUTRAL	0- 0	0- 0	0- 0				

RPI 1-25				RPI 26-50				RPI 51-100				RPI 101+			
RPI	S	Opponent	Score	RPI	S	Opponent	Score	RPI	S	Opponent	Score	RPI	S	Opponent	Score
2	H	Notre Dame	100 67					60	H	Virginia Tech	67 56	105	A	Kentucky	87 63
4	H	Florida St.	49 50	35	A	South Dakota St.	68 64	62	A	Georgia Tech	74 71	124	H	Middle Tenn.	80 26
6	H	Oregon	74 61					66	H	Toledo	90 55	130	H	Vanderbilt	79 57
7	A	Ohio St.	95 90					67	A	Miami (FL)	84 74	147	A	Pittsburgh	77 51
17	A	NC State	55 47					73	A	Indiana	72 59	197	H	Southeast Mo. St.	80 40
19	H	Duke	66 60									226	H	UT Martin	91 56
23	H	Michigan	74 49									301	H	Murray St.	115 51

Non-Div I Games:

Louisville

Average RPI Win: 306		WON-LOST	WINNING	LAST 10	STRENGTH OF	OPP. STRENGTH	TEAM	ADJ.	CONF.	ADJ CONF.
Average RPI Loss: 139		RECORD	PCT. RANK	GAMES	SCHEDULE	OF SCHEDULE	RPI	RPI	RPI	RPI
DIV. I ONLY		3- 15	313	2- 8	187	163	290	290	24	24
DIV. I NON-CONF.		2- 9	295	1- 4	208	104	279	279	21	21
-----										
TOTALS	RPI 1-25		RPI 26-50		W-L RECORDS	RPI 51-100	RPI 101-999		RPI 201+	
3- 15	0- 2		0- 1		OVERALL	0- 3	3- 9		3- 4	
2- 4	0- 1		0- 0		HOME	0- 1	2- 2		2- 2	
1- 11	0- 1		0- 1		AWAY	0- 2	1- 7		1- 2	
0- 0	0- 0		0- 0		NEUTRAL	0- 0	0- 0		0- 0	
2- 9	0- 2		0- 1		NON-CONFERENCE	0- 3	2- 3		2- 2	
1- 3	0- 1		0- 0		HOME	0- 1	1- 1		1- 1	
1- 6	0- 1		0- 1		AWAY	0- 2	1- 2		1- 1	
0- 0	0- 0		0- 0		NEUTRAL	0- 0	0- 0		0- 0	
1- 6	0- 0		0- 0		CONFERENCE	0- 0	1- 6		1- 2	
1- 1	0- 0		0- 0		HOME	0- 0	1- 1		1- 1	
0- 5	0- 0		0- 0		AWAY	0- 0	0- 5		0- 1	
0- 0	0- 0		0- 0		NEUTRAL	0- 0	0- 0		0- 0	

RPI 1-25				RPI 26-50				RPI 51-100				RPI 101+ Team's RPI: 290			
RPI	S	Opponent	Score	RPI	S	Opponent	Score	RPI	S	Opponent	Score	RPI	S	Opponent	Score
13	H	Green Bay	39 76	30	A	DePaul	47 88	78	A	Butler	52 64	116	A	Drake	46 72
20	A	Marquette	30 92					93	H	Western Mi ch.	47 65	120	A	Missouri St.	36 75
								95	A	Milwaukee	41 63	144	A	Northern Ill.	71 80
												162	A	Southern Ill.	46 62
												188	A	UNI	41 70
												216	H	Bradley	57 59
												241	H	Youngstown St.	49 73
												251	H	Illinois St.	62 59
												265	A	Valparaiso	60 76
												306	A	Fort Wayne	70 79
												327	H	Ill. -Chicago	57 55
												341	A	Chicago St.	46 28
-----															
LAST 12 Division I GAMES:															
120	A	Missouri St.	36 75	188	A	UNI	41 70								
162	A	Southern Ill.	46 62	327	H	Ill. -Chicago	57 55								
265	A	Valparaiso	60 76	78	A	Butler	52 64								
251	H	Illinois St.	62 59	13	H	Green Bay	39 76								
216	H	Bradley	57 59	144	A	Northern Ill.	71 80								
116	A	Drake	46 72	30	A	DePaul	47 88								

Non-Div I Games:

Loyol a Chi cago



Average RPI Win:	215	WON-LOST	WINNING	LAST 10	STRENGTH OF	OPP. STRENGTH	TEAM	ADJ.	CONF.	ADJ CONF.
Average RPI Loss:	149	RECORD	PCT. RANK	GAMES	SCHEDULE	OF SCHEDULE	RPI	RPI	RPI	RPI
DIV. I ONLY	6- 14	278	4- 6	99	262	227	227	15	15	
DIV. I NON-CONF.	2- 9	295	0- 3	84	304	254	254	18	18	
-----										
TOTALS	RPI 1-25	RPI 26-50	W-L RECORDS	RPI 51-100	RPI 101-999	RPI 201+				
6- 14	0- 2	0- 0	OVERALL	0- 4	6- 8	3- 4				
4- 5	0- 0	0- 0	HOME	0- 2	4- 3	3- 1				
2- 9	0- 2	0- 0	AWAY	0- 2	2- 5	0- 3				
0- 0	0- 0	0- 0	NEUTRAL	0- 0	0- 0	0- 0				
2- 9	0- 2	0- 0	NON-CONFERENCE	0- 2	2- 5	1- 3				
1- 3	0- 0	0- 0	HOME	0- 1	1- 2	1- 1				
1- 6	0- 2	0- 0	AWAY	0- 1	1- 3	0- 2				
0- 0	0- 0	0- 0	NEUTRAL	0- 0	0- 0	0- 0				
4- 5	0- 0	0- 0	CONFERENCE	0- 2	4- 3	2- 1				
3- 2	0- 0	0- 0	HOME	0- 1	3- 1	2- 0				
1- 3	0- 0	0- 0	AWAY	0- 1	1- 2	0- 1				
0- 0	0- 0	0- 0	NEUTRAL	0- 0	0- 0	0- 0				

RPI 1-25				RPI 26-50				RPI 51-100				RPI 101+ Team's RPI: 227			
RPI	S	Opponent	Score	RPI	S	Opponent	Score	RPI	S	Opponent	Score	RPI	S	Opponent	Score
20	A	Marquette	63 83					58	H	American	58 71	145	A	William & Mary	49 70
24	A	Maryland	45 114					89	A	Navy	44 73	148	H	Georgetown	54 72
								97	H	George Mason	72 80	156	A	Bucknell	68 65
								98	A	Delaware	38 71	177	H	Lehigh	67 64
												185	A	Boston U.	56 75
												189	H	Army West Point	62 69
												198	A	Norfolk St.	61 58
												222	A	Lafayette	54 65
												223	H	Holy Cross	77 60
												263	A	Mt. St. Mary's	63 71
												264	H	Cornell	78 63
												270	H	Towson	67 76
												272	A	St. Francis Brooklyn	47 64
												273	H	Colgate	70 55
-----															
LAST 12 Division I GAMES:															
				177	H	Lehigh	67 64	185	A	Boston U.	56 75				
				273	H	Colgate	70 55	189	H	Army West Point	62 69				
				156	A	Bucknell	68 65	89	A	Navy	44 73				
				222	A	Lafayette	54 65	98	A	Delaware	38 71				
				58	H	American	58 71	24	A	Maryland	45 114				
				223	H	Holy Cross	77 60	270	H	Towson	67 76				

Non-Div I Games:

Loyola Maryl and

Average RPI	Win: 210	WON-LOST	WINNING	LAST 10	STRENGTH OF	OPP. STRENGTH	TEAM	ADJ.	CONF.	ADJ CONF.
Average RPI	Loss: 144	RECORD	PCT. RANK	GAMES	SCHEDULE	OF SCHEDULE	RPI	RPI	RPI	RPI
DIV. I ONLY	12- 7	98	5- 5	263	140	167	167	12	12	
DIV. I NON-CONF.	7- 3	74	1- 2	301	164	169	169	10	10	
-----										
TOTALS	RPI 1-25	RPI 26-50	W-L RECORDS	RPI 51-100	RPI 101-999	RPI 201+				
12- 7	0- 0	0- 1	OVERALL	1- 1	11- 5	8- 2				
7- 4	0- 0	0- 1	HOME	1- 0	6- 3	4- 1				
5- 3	0- 0	0- 0	AWAY	0- 1	5- 2	4- 1				
0- 0	0- 0	0- 0	NEUTRAL	0- 0	0- 0	0- 0				
7- 3	0- 0	0- 1	NON-CONFERENCE	0- 0	7- 2	5- 2				
4- 2	0- 0	0- 1	HOME	0- 0	4- 1	3- 1				
3- 1	0- 0	0- 0	AWAY	0- 0	3- 1	2- 1				
0- 0	0- 0	0- 0	NEUTRAL	0- 0	0- 0	0- 0				
5- 4	0- 0	0- 0	CONFERENCE	1- 1	4- 3	3- 0				
3- 2	0- 0	0- 0	HOME	1- 0	2- 2	1- 0				
2- 2	0- 0	0- 0	AWAY	0- 1	2- 1	2- 0				
0- 0	0- 0	0- 0	NEUTRAL	0- 0	0- 0	0- 0				

RPI	S	Opponent	Score	RPI	S	Opponent	Score	RPI	S	Opponent	Score	RPI	S	Opponent	Score	Team's RPI: 167
48	H	Southern Cal i forn i a	70 80	65	A	Gonzaga	67 77	71	H	Saint Mary's (CA)	69 57	111	H	BYU	55 67	
												115	H	Mi ami (OH)	84 71	
												118	A	Saint Loui s	62 60	
												154	H	Paci fi c	75 60	
												155	A	San Franci sco	60 78	
												195	H	San Di ego	54 60	
												207	H	Pepperdi ne	75 60	
												208	H	UC Santa Barbara	67 61	
												214	H	Eastern Mi ch.	73 64	
												215	H	CSUN	68 75	
												219	A	SMU	60 63	
												238	A	UC Ri versi de	67 59	
												256	A	Santa Clara	65 51	
												282	H	Ari zona	84 70	
												319	A	Portl and	63 60	
												336	A	Long Beach St.	84 69	
LAST 12 Di vi si on I GAMES:																
207	H	Pepperdi ne	75 60	256	A	Santa Clara	65 51	154	H	Paci fi c	75 60	71	H	Saint Mary's (CA)	69 57	
319	A	Portl and	63 60	219	A	SMU	60 63	208	H	UC Santa Barbara	67 61	215	H	CSUN	68 75	
111	H	BYU	55 67													
195	H	San Di ego	54 60													
155	A	San Franci sco	60 78													
65	A	Gonzaga	67 77													

Non-Di v I Games: Cal St. Dom. Hills 84 52

Loyola Marymount

Average RPI Win: **206**  
 Average RPI Loss: **64**

WON-LOST  
RECORD

WINNING  
PCT. RANK

LAST 10  
GAMES

STRENGTH OF  
SCHEDULE

OPP. STRENGTH  
OF SCHEDULE

TEAM  
RPI

ADJ.  
RPI

CONF.  
RPI

ADJ CONF.  
RPI

DIV. I ONLY	10- 8	134	6- 4	54	106	75	75	20	20
DIV. I NON-CONF.	5- 6	187	2- 2	39	8	65	65	23	23
TOTALS	RPI 1-25	RPI 26-50	W-L RECORDS	RPI 51-100	RPI 101-999	RPI 201+			
10- 8	0- 3	0- 0	OVERALL	1- 3	9- 2	5- 0			
4- 2	0- 0	0- 0	HOME	1- 0	3- 2	3- 0			
5- 6	0- 3	0- 0	AWAY	0- 3	5- 0	1- 0			
1- 0	0- 0	0- 0	NEUTRAL	0- 0	1- 0	1- 0			
5- 6	0- 3	0- 0	NON-CONFERENCE	1- 2	4- 1	2- 0			
2- 1	0- 0	0- 0	HOME	1- 0	1- 1	1- 0			
2- 5	0- 3	0- 0	AWAY	0- 2	2- 0	0- 0			
1- 0	0- 0	0- 0	NEUTRAL	0- 0	1- 0	1- 0			
5- 2	0- 0	0- 0	CONFERENCE	0- 1	5- 1	3- 0			
2- 1	0- 0	0- 0	HOME	0- 0	2- 1	2- 0			
3- 1	0- 0	0- 0	AWAY	0- 1	3- 0	1- 0			
0- 0	0- 0	0- 0	NEUTRAL	0- 0	0- 0	0- 0			

RPI	S	Opponent	Score
3	A	Mississippi St.	43 <b>83</b>
7	A	Ohio St.	70 <b>83</b>
19	A	Duke	39 <b>69</b>

RPI	S	Opponent	Score

RPI	S	Opponent	Score
66	A	Toledo	64 <b>65</b>
67	A	Miami (FL)	70 <b>80</b>
70	A	Albany (NY)	54 <b>68</b>
88	H	Harvard	76 51

RPI	S	Opponent	Score
103	A	Dartmouth	64 51
107	H	Tulane	34 <b>42</b>
135	A	Hartford	59 44
161	A	New Hampshire	56 46
176	H	Binghamton	62 <b>66</b>
183	A	Boston College	61 40
234	H	Stony Brook	64 56
253	N	Kennesaw St.	75 39
280	H	Bryant	70 68
294	H	Vermont	64 55
328	A	UMBC	64 50

## LAST 12 Division I GAMES:

161	A	New Hampshire	56 46	234	H	Stony Brook	64 56
135	A	Hartford	59 44	183	A	Boston College	61 40
294	H	Vermont	64 55	19	A	Duke	39 <b>69</b>
70	A	Albany (NY)	54 <b>68</b>	3	A	Mississippi St.	43 <b>83</b>
328	A	UMBC	64 50	103	A	Dartmouth	64 51
176	H	Binghamton	62 <b>66</b>	7	A	Ohio St.	70 <b>83</b>

Non-Div I Games: Maine Maritime 89 49 Me.-Fort Kent 100 40

Maine

Average RPI Win:	301	WON-LOST	WINNING	LAST 10	STRENGTH OF	OPP. STRENGTH	TEAM	ADJ.	CONF.	ADJ CONF.
Average RPI Loss:	126	RECORD	PCT. RANK	GAMES	SCHEDULE	OF SCHEDULE	RPI	RPI	RPI	RPI
DIV. I ONLY	7- 11	239	5- 5	200	263	233	233	27	27	
DIV. I NON-CONF.	3- 8	268	1- 4	73	230	204	204	26	26	
-----										
TOTALS	RPI 1-25	RPI 26-50	W-L RECORDS	RPI 51-100	RPI 101-999	RPI 201+				
7- 11	0- 1	0- 1	OVERALL	0- 4	7- 5	7- 3				
4- 3	0- 0	0- 0	HOME	0- 3	4- 0	4- 0				
2- 8	0- 1	0- 1	AWAY	0- 1	2- 5	2- 3				
1- 0	0- 0	0- 0	NEUTRAL	0- 0	1- 0	1- 0				
3- 8	0- 1	0- 1	NON-CONFERENCE	0- 3	3- 3	3- 2				
1- 2	0- 0	0- 0	HOME	0- 2	1- 0	1- 0				
1- 6	0- 1	0- 1	AWAY	0- 1	1- 3	1- 2				
1- 0	0- 0	0- 0	NEUTRAL	0- 0	1- 0	1- 0				
4- 3	0- 0	0- 0	CONFERENCE	0- 1	4- 2	4- 1				
3- 1	0- 0	0- 0	HOME	0- 1	3- 0	3- 0				
1- 2	0- 0	0- 0	AWAY	0- 0	1- 2	1- 1				
0- 0	0- 0	0- 0	NEUTRAL	0- 0	0- 0	0- 0				

RPI 1-25				RPI 26-50				RPI 51-100				RPI 101+ Team's RPI: 233			
RPI	S	Opponent	Score	RPI	S	Opponent	Score	RPI	S	Opponent	Score	RPI	S	Opponent	Score
18	A	Cal i forni a	66 87	32	A	Vi rgi ni a	47 69	55	H	Qui nni pi ac	64 80	161	A	New Hampshi re	55 68
								70	H	Al bany (NY)	56 62	200	A	Mari st	40 65
								77	H	Fordham	48 54	206	A	Ni agara	64 65
								79	A	Penn St.	46 78	234	A	Stony Brook	59 74
												250	A	LIU Brookl yn	72 38
												258	A	Sacred Heart	61 65
												272	H	St. Francis Brookl yn	57 54
												299	A	Cani si us	59 56
												299	H	Cani si us	58 39
												304	N	Coppin St.	74 56
												338	H	Saint Peter's	76 64
												342	H	Iona	67 63
LAST 12 Division I GAMES:															
342	H	Iona	67 63	338	H	Saint Peter's	76 64								
206	A	Ni agara	64 65	32	A	Vi rgi ni a	47 69								
299	A	Cani si us	59 56	250	A	LIU Brookl yn	72 38								
200	A	Mari st	40 65	161	A	New Hampshi re	55 68								
299	H	Cani si us	58 39	70	H	Al bany (NY)	56 62								
55	H	Qui nni pi ac	64 80	79	A	Penn St.	46 78								

Non-Div I Games:

Manhattan

Average RPI	Win:	270	WON-LOST	WINNING	LAST 10	STRENGTH OF	OPP. STRENGTH	TEAM	ADJ.	CONF.	ADJ CONF.
Average RPI	Loss:	126	RECORD	PCT. RANK	GAMES	SCHEDULE	OF SCHEDULE	RPI	RPI	RPI	RPI
DIV. I ONLY		10- 10		173	7- 3	232	220	200	200	27	27
DIV. I NON-CONF.		4- 8		239	3- 1	190	157	232	232	26	26
-----											
TOTALS	RPI 1-25		RPI 26-50		W-L RECORDS	RPI 51-100		RPI 101-999		RPI 201+	
10- 10	0- 0		0- 2		OVERALL	0- 3		10- 5		9- 2	
6- 2	0- 0		0- 0		HOME	0- 1		6- 1		6- 0	
4- 6	0- 0		0- 0		AWAY	0- 2		4- 4		3- 2	
0- 2	0- 0		0- 2		NEUTRAL	0- 0		0- 0		0- 0	
4- 8	0- 0		0- 2		NON-CONFERENCE	0- 2		4- 4		3- 1	
2- 2	0- 0		0- 0		HOME	0- 1		2- 1		2- 0	
2- 4	0- 0		0- 0		AWAY	0- 1		2- 3		1- 1	
0- 2	0- 0		0- 2		NEUTRAL	0- 0		0- 0		0- 0	
6- 2	0- 0		0- 0		CONFERENCE	0- 1		6- 1		6- 1	
4- 0	0- 0		0- 0		HOME	0- 0		4- 0		4- 0	
2- 2	0- 0		0- 0		AWAY	0- 1		2- 1		2- 1	
0- 0	0- 0		0- 0		NEUTRAL	0- 0		0- 0		0- 0	

RPI	S	Opponent	Score	RPI	S	Opponent	Score	RPI	S	Opponent	Score	RPI	S	Opponent	Score
46	N	Purdue	47 61	55	A	Qui nni pi ac	56 62	103	H	Dartmouth	51 60	174	A	Temple	77 83
48	N	Southern Cal i forni a	57 78	89	H	Navy	70 77	185	A	Boston U.	80 52	193	A	Northeastern	72 78
				99	A	Seton Hal l	60 85	203	A	Si ena	53 58	223	H	Holy Cross	85 74
								233	H	Manhattan	65 40	246	A	Hawai i	63 70
								267	A	Ri der	80 69	267	H	Ri der	68 67
								277	H	Fair fi el d	71 63	287	H	Monmouth	69 46
								297	A	Massachusetts	88 60	321	H	Rhode Island	64 42
								338	A	Saint Peter's	86 53				
-----															
Team's RPI: 200															
LAST 12 Di vi si on I GAMES:															
267	H	Ri der	68 67	287	H	Monmouth	69 46								
203	A	Si ena	53 58	267	A	Ri der	80 69								
277	H	Fair fi el d	71 63	297	A	Massachusetts	88 60								
55	A	Qui nni pi ac	56 62	174	A	Temple	77 83								
233	H	Manhattan	65 40	185	A	Boston U.	80 52								
338	A	Saint Peter's	86 53	321	H	Rhode Island	64 42								

Non-Di v I Games:

Marist

Average RPI Win:	135	WON-LOST	WINNING	LAST 10	STRENGTH OF	OPP. STRENGTH	TEAM	ADJ.	CONF.	ADJ CONF.
Average RPI Loss:	43	RECORD	PCT. RANK	GAMES	SCHEDULE	OF SCHEDULE	RPI	RPI	RPI	RPI
DIV. I ONLY	14- 6	68	8- 2	22	23	20	20	6	6	
DIV. I NON-CONF.	6- 5	153	2- 1	16	37	47	47	5	5	
-----										
TOTALS	RPI 1-25	RPI 26-50	W-L RECORDS	RPI 51-100	RPI 101-999	RPI 201+				
14- 6	0- 4	4- 0	OVERALL	3- 1	7- 1	3- 0				
9- 0	0- 0	2- 0	HOME	2- 0	5- 0	2- 0				
4- 5	0- 3	2- 0	AWAY	1- 1	1- 1	0- 0				
1- 1	0- 1	0- 0	NEUTRAL	0- 0	1- 0	1- 0				
6- 5	0- 4	0- 0	NON-CONFERENCE	1- 1	5- 0	3- 0				
4- 0	0- 0	0- 0	HOME	0- 0	4- 0	2- 0				
1- 4	0- 3	0- 0	AWAY	1- 1	0- 0	0- 0				
1- 1	0- 1	0- 0	NEUTRAL	0- 0	1- 0	1- 0				
8- 1	0- 0	4- 0	CONFERENCE	2- 0	2- 1	0- 0				
5- 0	0- 0	2- 0	HOME	2- 0	1- 0	0- 0				
3- 1	0- 0	2- 0	AWAY	0- 0	1- 1	0- 0				
0- 0	0- 0	0- 0	NEUTRAL	0- 0	0- 0	0- 0				

RPI 1-25				RPI 26-50				RPI 51-100				RPI 101+			
RPI	S	Opponent	Score	RPI	S	Opponent	Score	RPI	S	Opponent	Score	RPI	S	Opponent	Score
2	A	Notre Dame	85 91	27	A	Villanova	67 57	64	A	New Mexico	87 88	148	A	Georgetown	58 85
9	N	Tennessee	99 101	30	H	DePaul	93 81	78	H	Butler	69 67	160	H	Xavier	88 67
13	A	Green Bay	55 63	38	H	St. John's (NY)	74 72	95	A	Milwaukee	83 68	184	A	Providence	77 60
23	A	Michigan	76 82	50	A	Creighton	92 77	99	H	Seton Hall	97 84	189	H	Army West Point	83 53

Average RPI Win:	332	WON-LOST	WINNING	LAST 10	STRENGTH OF	OPP. STRENGTH	TEAM	ADJ.	CONF.	ADJ CONF.
Average RPI Loss:	171	RECORD	PCT. RANK	GAMES	SCHEDULE	OF SCHEDULE	RPI	RPI	RPI	RPI
DIV. I ONLY	4- 12	295	1- 7	319	216	326	326	18	18	
DIV. I NON-CONF.	4- 7	226	2- 3	334	240	326	326	19	19	
TOTALS	RPI 1-25	RPI 26-50	W-L RECORDS	RPI 51-100	RPI 101-999	RPI 201+				
4- 12	0- 0	0- 0	OVERALL	0- 3	4- 9	4- 3				
3- 6	0- 0	0- 0	HOME	0- 3	3- 3	3- 1				
1- 6	0- 0	0- 0	AWAY	0- 0	1- 6	1- 2				
0- 0	0- 0	0- 0	NEUTRAL	0- 0	0- 0	0- 0				
4- 7	0- 0	0- 0	NON-CONFERENCE	0- 2	4- 5	4- 1				
3- 4	0- 0	0- 0	HOME	0- 2	3- 2	3- 1				
1- 3	0- 0	0- 0	AWAY	0- 0	1- 3	1- 0				
0- 0	0- 0	0- 0	NEUTRAL	0- 0	0- 0	0- 0				
0- 5	0- 0	0- 0	CONFERENCE	0- 1	0- 4	0- 2				
0- 2	0- 0	0- 0	HOME	0- 1	0- 1	0- 0				
0- 3	0- 0	0- 0	AWAY	0- 0	0- 3	0- 2				
0- 0	0- 0	0- 0	NEUTRAL	0- 0	0- 0	0- 0				

RPI	S	Opponent	Score	RPI	S	Opponent	Score	RPI	S	Opponent	Score	RPI	S	Opponent	Score
57	H	Western Ky.	66 86	76	H	Ohio	52 54	79	H	Penn St.	65 80	105	A	Kentucky	39 69
												119	A	Cleveland St.	76 85
												162	H	Southern Ill.	59 64
												178	A	Florida	69 74
												196	H	Louisiana Tech	65 74
												198	A	Fla. Atlantic	59 79
												274	A	FIU	54 67
												283	H	Appalachian St.	54 56
												291	H	Morgan St.	73 68
												322	A	Old Dominion	53 69
												343	A	Tennessee St.	71 65
												344	H	Winthrop	70 40
												348	H	Longwood	90 45
LAST 12 Division I GAMES:															
57	H	Western Ky.	66 86	283	H	Appalachian St.	54 56								
322	A	Old Dominion	53 69	178	A	Florida	69 74								
196	H	Louisiana Tech	65 74	291	H	Morgan St.	73 68								
274	A	FIU	54 67	162	H	Southern Ill.	59 64								
198	A	Fla. Atlantic	59 79	344	H	Winthrop	70 40								
343	A	Tennessee St.	71 65	105	A	Kentucky	39 69								

Non-Div I Games: Ky. Christian 111 38 Alice Lloyd 96 46

Marshall

Average RPI Win:	151	WON-LOST	WINNING	LAST 10	STRENGTH OF	OPP. STRENGTH	TEAM	ADJ.	CONF.	ADJ CONF.
Average RPI Loss:	21	RECORD	PCT. RANK	GAMES	SCHEDULE	OF SCHEDULE	RPI	RPI	RPI	RPI
DIV. I ONLY	18- 3	10	2- 0	79	16	24	24	3	3	
DIV. I NON-CONF.	11- 2	23	1- 0	116	33	32	32	4	4	
-----										
TOTALS	RPI 1-25	RPI 26-50	W-L RECORDS	RPI 51-100	RPI 101-999	RPI 201+				
18- 3	2- 2	1- 1	OVERALL	5- 0	10- 0	7- 0				
10- 2	2- 1	0- 1	HOME	3- 0	5- 0	4- 0				
7- 1	0- 1	1- 0	AWAY	2- 0	4- 0	2- 0				
1- 0	0- 0	0- 0	NEUTRAL	0- 0	1- 0	1- 0				
11- 2	0- 2	1- 0	NON-CONFERENCE	3- 0	7- 0	7- 0				
6- 1	0- 1	0- 0	HOME	2- 0	4- 0	4- 0				
4- 1	0- 1	1- 0	AWAY	1- 0	2- 0	2- 0				
1- 0	0- 0	0- 0	NEUTRAL	0- 0	1- 0	1- 0				
7- 1	2- 0	0- 1	CONFERENCE	2- 0	3- 0	0- 0				
4- 1	2- 0	0- 1	HOME	1- 0	1- 0	0- 0				
3- 0	0- 0	0- 0	AWAY	1- 0	2- 0	0- 0				
0- 0	0- 0	0- 0	NEUTRAL	0- 0	0- 0	0- 0				

RPI	S	Opponent	Score	RPI	S	Opponent	Score	RPI	S	Opponent	Score	RPI	S	Opponent	Score
1	A	UConn	72 97	32	A	Virginia	60 59	67	A	Miami (FL)	79 71	164	H	Illinois	100 65
7	H	Ohio St.	99 69	40	H	Michigan St.	68 82	70	H	Albany (NY)	91 58	181	A	Northwestern	68 65
21	H	South Carolina	86 94					73	H	Indiana	74 70	191	A	Wisconsin	71 44
25	H	Iowa	80 64					79	A	Penn St.	69 65	206	H	Niagara	92 65
								100	H	George Washington	80 54	224	A	Akron	75 54
												227	H	Loyola Maryland	114 45
												243	H	Howard	111 49
												253	N	Kennesaw St.	89 35
												263	H	Mt. St. Mary's	97 57
												304	A	Coppin St.	113 49
-----															
LAST 12 Division I GAMES:															
67	A	Miami (FL)	79 71	25	H	Iowa	80 64	79	A	Penn St.	69 65	164	H	Illinois	100 65
181	A	Northwestern	68 65	79	A	Penn St.	69 65	304	A	Coppin St.	113 49	227	H	Loyola Maryland	114 45
7	H	Ohio St.	99 69	100	H	George Washington	80 54								
73	H	Indiana	74 70												
40	H	Michigan St.	68 82												
191	A	Wisconsin	71 44												

Non-Div I Games:

Maryland



Average RPI		Win: 294	WON-LOST RECORD	WINNING PCT. RANK	LAST 10 GAMES	STRENGTH OF SCHEDULE	OPP. STRENGTH OF SCHEDULE	TEAM RPI	ADJ. RPI	CONF. RPI	ADJ. CONF. RPI
Loss: 174											
DIV. I ONLY		7- 11	239	3- 7	338	271	297	297	13	13	
DIV. I NON-CONF.		6- 5	153	3- 1	346	338	298	298	11	11	
TOTALS		RPI 1-25	RPI 26-50	W-L RECORDS		RPI 51-100	RPI 101-999	RPI 201+			
7- 11	0- 0		0- 0	OVERALL		0- 2	7- 9	6- 3			
4- 4	0- 0		0- 0	HOME		0- 1	4- 3	3- 0			
2- 7	0- 0		0- 0	AWAY		0- 1	2- 6	2- 3			
1- 0	0- 0		0- 0	NEUTRAL		0- 0	1- 0	1- 0			
6- 5	0- 0		0- 0	NON-CONFERENCE		0- 0	6- 5	5- 2			
3- 2	0- 0		0- 0	HOME		0- 0	3- 2	2- 0			
2- 3	0- 0		0- 0	AWAY		0- 0	2- 3	2- 2			
1- 0	0- 0		0- 0	NEUTRAL		0- 0	1- 0	1- 0			
1- 6	0- 0		0- 0	CONFERENCE		0- 2	1- 4	1- 1			
1- 2	0- 0		0- 0	HOME		0- 1	1- 1	1- 0			
0- 4	0- 0		0- 0	AWAY		0- 1	0- 3	0- 1			
0- 0	0- 0		0- 0	NEUTRAL		0- 0	0- 0	0- 0			

RPI 1-25				RPI 26-50				RPI 51-100				RPI 101+				Team's RPI: 297	
RPI	S	Opponent	Score	RPI	S	Opponent	Score	RPI	S	Opponent	Score	RPI	S	Opponent	Score		
								52	A	Duquesne	57	60	118	A	Saint Louis	63	64
								77	H	Fordham	51	62	131	A	North Dakota	52	82
													146	A	Davison	81	87
													149	H	Liberty	64	61
													169	H	Saint Joseph's	79	84
													193	H	Northeastern	54	64
													200	H	Marist	60	88
													235	A	St. Bonaventure	59	69
													270	H	Towson	72	49
													271	A	North Dakota St.	70	82
													296	A	Incarnate Word	64	45
													309	H	VCU	79	75
													318	A	UTRGV	59	67
													338	H	Saint Peter's	81	65
													347	N	Mississippi Val.	85	46
													349	A	UMass Lowell	73	63
LAST 12 Division I GAMES:																	
				146	A	Davison	81	87	52	A	Duquesne	57	60				
				309	H	VCU	79	75	200	H	Marist	60	88				
				118	A	Saint Louis	63	64	349	A	UMass Lowell	73	63				
				169	H	Saint Joseph's	79	84	338	H	Saint Peter's	81	65				
				235	A	St. Bonaventure	59	69	347	N	Mississippi Val.	85	46				
				77	H	Fordham	51	62	318	A	UTRGV	59	67				

Non-Div I Games:	Me. -Fort Kent	111	45	Fisher	121	38
------------------	----------------	-----	----	--------	-----	----

Massachusetts

■ Loss, ■ Non-Conf, S Site, H Home A Away N Neutral

Average RPI Win: 317  
Average RPI Loss: 160

WON-LOST  
RECORD

WINNING  
PCT. RANK

LAST 10  
GAMES

STRENGTH OF  
SCHEDULE

OPP. STRENGTH  
OF SCHEDULE

TEAM  
RPI

ADJ.  
RPI

CONF.  
RPI

ADJ CONF.  
RPI

DIV. I ONLY	5- 10	261	4- 6	322	196	292	292	26	26
DIV. I NON-CONF.	1- 7	310	0- 4	146	112	290	290	25	25
TOTALS	RPI 1-25	RPI 26-50	W-L RECORDS	RPI 51-100	RPI 101-999	RPI 201+			
5- 10	0- 2	0- 0	OVERALL	0- 0	5- 8	5- 4			
2- 5	0- 0	0- 0	HOME	0- 0	2- 5	2- 3			
3- 5	0- 2	0- 0	AWAY	0- 0	3- 3	3- 1			
0- 0	0- 0	0- 0	NEUTRAL	0- 0	0- 0	0- 0			
1- 7	0- 2	0- 0	NON-CONFERENCE	0- 0	1- 5	1- 2			
1- 2	0- 0	0- 0	HOME	0- 0	1- 2	1- 1			
0- 5	0- 2	0- 0	AWAY	0- 0	0- 3	0- 1			
0- 0	0- 0	0- 0	NEUTRAL	0- 0	0- 0	0- 0			
4- 3	0- 0	0- 0	CONFERENCE	0- 0	4- 3	4- 2			
1- 3	0- 0	0- 0	HOME	0- 0	1- 3	1- 2			
3- 0	0- 0	0- 0	AWAY	0- 0	3- 0	3- 0			
0- 0	0- 0	0- 0	NEUTRAL	0- 0	0- 0	0- 0			

RPI 1-25				RPI 26-50				RPI 51-100				RPI 101+ Team's RPI: 292			
RPI	S	Opponent	Score	RPI	S	Opponent	Score	RPI	S	Opponent	Score	RPI	S	Opponent	Score
10	A	Bayl or	34 95									107	H	Tul ane	66 70
11	A	Texas	34 100									133	A	Loui si ana	86 98
												192	H	New Or leans	64 77
												196	A	Loui si ana Tech	62 78
												219	A	SMU	59 65
												220	H	Abilene Christian	75 80
												255	H	Grambling	60 75
												259	H	Nicholls St.	54 61
												296	A	Incarnate Word	66 57
												311	A	Southeastern La.	77 65
												320	H	Northwestern St.	72 67
												323	A	Houston Baptist	86 74
												333	H	La. -Monroe	65 61
LAST 12 Division I GAMES:															
323	A	Houston Baptist	86 74	296	A	Incarnate Word	66 57								
311	A	Southeastern La.	77 65	219	A	SMU	59 65								
259	H	Nicholls St.	54 61	196	A	Loui si ana Tech	62 78								
192	H	New Orleans	64 77	10	A	Bayl or	34 95								
220	H	Abilene Christian	75 80	133	A	Loui si ana	86 98								
320	H	Northwestern St.	72 67	107	H	Tul ane	66 70								

Non-Div I Games: LSU-Alexandria 73 53 Louisiana Col. 84 46 Southern-N. O. 76 61

McNeese

Average RPI Win: 216

Average RPI Loss: 92

WON-LOST  
RECORDWINNING  
PCT. RANKLAST 10  
GAMESSTRENGTH OF  
SCHEDULEOPP. STRENGTH  
OF SCHEDULETEAM  
RPIADJ.  
RPICONF.  
RPIADJ CONF.  
RPIDIV. I ONLY  
DIV. I NON-CONF.7- 13  
5- 8257  
2205- 5  
4- 135  
10094  
172163  
216163  
2168  
78  
7

TOTALS

RPI 1-25

RPI 26-50

W-L RECORDS

RPI 51-100

RPI 101-999

RPI 201+

7- 13

0- 3

0- 2

OVERALL

1- 1

6- 7

4- 0

5- 5

0- 1

0- 1

HOME

1- 1

4- 2

4- 0

2- 5

0- 1

0- 0

AWAY

0- 0

2- 4

0- 0

0- 3

0- 1

0- 1

NEUTRAL

0- 0

0- 1

0- 0

5- 8

0- 1

0- 1

NON-CONFERENCE

1- 1

4- 5

3- 0

4- 3

0- 0

0- 0

HOME

1- 1

3- 2

3- 0

1- 2

0- 0

0- 0

AWAY

0- 0

1- 2

0- 0

0- 3

0- 1

0- 1

NEUTRAL

0- 0

0- 1

0- 0

2- 5

0- 2

0- 1

CONFERENCE

0- 0

2- 2

1- 0

1- 2

0- 1

0- 1

HOME

0- 0

1- 0

1- 0

1- 3

0- 1

0- 0

AWAY

0- 0

1- 2

0- 0

0- 0

0- 0

0- 0

NEUTRAL

0- 0

0- 0

0- 0

RPI 1-25

RPI 26-50

RPI 51-100

RPI 101+

Team's RPI: 163

RPI	S	Opponent	Score
1	A	UConn	49 97
1	H	UConn	36 93
7	N	Ohio St.	69 100

RPI	S	Opponent	Score
29	H	South Fla.	62 81
30	N	DePaul	67 81

RPI	S	Opponent	Score
85	H	IUPUI	57 80
91	H	UAB	64 62

RPI	S	Opponent	Score
108	N	Kent St.	55 70
125	A	Little Rock	57 86
130	A	Vanderbilt	71 60
139	A	Cincinnati	53 64
151	A	Wichita St.	61 69
153	A	Tulsa	69 48
162	H	Southern Ill.	56 68
164	H	Illinois	47 63
196	A	Louisiana Tech	40 65
244	H	East Carolina	72 36
255	H	Grambling	57 48
293	H	Jackson St.	64 53
343	H	Tennessee St.	79 75

LAST 12 Division I GAMES:

1	H	UConn	36 93	1	A	UConn	49 97
139	A	Cincinnati	53 64	255	H	Grambling	57 48
29	H	South Fla.	62 81	293	H	Jackson St.	64 53
153	A	Tulsa	69 48	130	A	Vanderbilt	71 60
151	A	Wichita St.	61 69	91	H	UAB	64 62
244	H	East Carolina	72 36	164	H	Illinois	47 63

Non-Div I Games:

Memphis

Average RPI Win: **216**  
 Average RPI Loss: **37**

WON-LOST  
RECORD

WINNING  
PCT. RANK

LAST 10  
GAMES

STRENGTH OF  
SCHEDULE

OPP. STRENGTH  
OF SCHEDULE

TEAM  
RPI

ADJ.  
RPI

CONF.  
RPI

ADJ CONF.  
RPI

DIV. I ONLY	19- 2	5	10- 0	260	161	72	72	17	17
DIV. I NON-CONF.	13- 2	21	6- 0	241	182	70	70	17	17
<hr/>									
TOTALS	RPI 1-25	RPI 26-50	W-L RECORDS	RPI 51-100	RPI 101-999	RPI 201+			
19- 2	0- 1	0- 0	OVERALL	3- 1	16- 0	10- 0			
8- 1	0- 1	0- 0	HOME	1- 0	7- 0	6- 0			
10- 0	0- 0	0- 0	AWAY	2- 0	8- 0	3- 0			
1- 1	0- 0	0- 0	NEUTRAL	0- 1	1- 0	1- 0			
13- 2	0- 1	0- 0	NON-CONFERENCE	3- 1	10- 0	7- 0			
6- 1	0- 1	0- 0	HOME	1- 0	5- 0	4- 0			
6- 0	0- 0	0- 0	AWAY	2- 0	4- 0	2- 0			
1- 1	0- 0	0- 0	NEUTRAL	0- 1	1- 0	1- 0			
6- 0	0- 0	0- 0	CONFERENCE	0- 0	6- 0	3- 0			
2- 0	0- 0	0- 0	HOME	0- 0	2- 0	2- 0			
4- 0	0- 0	0- 0	AWAY	0- 0	4- 0	1- 0			
0- 0	0- 0	0- 0	NEUTRAL	0- 0	0- 0	0- 0			

RPI 1-25				RPI 26-50				RPI 51-100				RPI 101+			
RPI	S	Opponent	Score	RPI	S	Opponent	Score	RPI	S	Opponent	Score	RPI	S	Opponent	Score
16	H	Georgia	54 <b>72</b>					51	A	UCF	73 64	132	A	ETSU	85 65
								57	N	Western Ky.	62 <b>67</b>	146	H	Davidson	69 54
								86	A	North Carolina	97 86	165	A	Furman	86 64
								100	H	George Washington	61 44	168	A	Charlotte	90 74
												182	A	Samford	73 59
												198	A	Fla. Atlantic	66 55
												236	H	UNCG	80 57
												243	H	Howard	70 44
												245	A	UNC Asheville	67 56
												249	A	Campbell	58 57
												288	A	Wofford	71 46
												308	H	Western Caro.	72 50
												309	N	VCU	70 54
												324	H	South Carolina St.	74 53
												330	H	Ga. Southern	72 45
												344	H	Winthrop	93 45
<hr/>															
LAST 12 Division I GAMES:															
				132	A	ETSU	85 65	168	A	Charlotte	90 74				
				308	H	Western Caro.	72 50	86	A	North Carolina	97 86				
				236	H	UNCG	80 57	243	H	Howard	70 44				
				182	A	Samford	73 59	324	H	South Carolina St.	74 53				
				165	A	Furman	86 64	344	H	Winthrop	93 45				
				288	A	Wofford	71 46	245	A	UNC Asheville	67 56				

Non-Div I Games:

Mercer

Average RPI	Win:	162	WON-LOST	WINNING	LAST 10	STRENGTH OF	OPP. STRENGTH	TEAM	ADJ.	CONF.	ADJ CONF.
Average RPI	Loss:	45	RECORD	PCT. RANK	GAMES	SCHEDULE	OF SCHEDULE	RPI	RPI	RPI	RPI
DIV. I ONLY		14- 7		78	6- 4	41	32	67	67	1	1
DIV. I NON-CONF.		10- 3		51	4- 0	167	77	91	91	1	1
-----											
TOTALS	RPI 1-25		RPI 26-50		W-L RECORDS	RPI 51-100		RPI 101-999		RPI 201+	
14- 7	1- 4		2- 1		OVERALL	1- 0		10- 2		5- 0	
10- 4	1- 2		2- 1		HOME	1- 0		6- 1		4- 0	
2- 3	0- 2		0- 0		AWAY	0- 0		2- 1		0- 0	
2- 0	0- 0		0- 0		NEUTRAL	0- 0		2- 0		1- 0	
10- 3	0- 1		1- 1		NON-CONFERENCE	1- 0		8- 1		5- 0	
8- 2	0- 1		1- 1		HOME	1- 0		6- 0		4- 0	
0- 1	0- 0		0- 0		AWAY	0- 0		0- 1		0- 0	
2- 0	0- 0		0- 0		NEUTRAL	0- 0		2- 0		1- 0	
4- 4	1- 3		1- 0		CONFERENCE	0- 0		2- 1		0- 0	
2- 2	1- 1		1- 0		HOME	0- 0		0- 1		0- 0	
2- 2	0- 2		0- 0		AWAY	0- 0		2- 0		0- 0	
0- 0	0- 0		0- 0		NEUTRAL	0- 0		0- 0		0- 0	

RPI 1-25				RPI 26-50				RPI 51-100 Team's RPI: 67				RPI 101+			
RPI	S	Opponent	Score	RPI	S	Opponent	Score	RPI	S	Opponent	Score	RPI	S	Opponent	Score
2	A	Notre Dame	76 83	26	H	Syracuse	72 67	75	H	Maine	80 70	105	H	Kentucky	65 54
4	A	Florida St.	67 105	38	H	St. John's (NY)	64 74					106	H	Wake Forest	50 61
5	H	Louisville	74 84	40	H	Michigan St.	67 57					112	A	Clemson	72 60
19	H	Duke	51 48									136	A	Colorado	61 67
24	H	Maryland	71 79									162	N	Southern Ill.	75 65
-----															
LAST 12 Division I GAMES:															
5	H	Louisville	74 84	2	A	Notre Dame	76 83								
183	A	Boston College	65 43	19	H	Duke	51 48								
26	H	Syracuse	72 67	202	H	Bethune-Cookman	85 39								
112	A	Clemson	72 60	162	N	Southern Ill.	75 65								
4	A	Florida St.	67 105	268	N	Sacramento St.	82 56								
106	H	Wake Forest	50 61	317	H	Alabama St.	79 31								

Non-Div I Games:

Miami (FL)

Average RPI Win:	228	WON-LOST	WINNING	LAST 10	STRENGTH OF	OPP. STRENGTH	TEAM	ADJ.	CONF.	ADJ CONF.
Average RPI Loss:	94	RECORD	PCT. RANK	GAMES	SCHEDULE	OF SCHEDULE	RPI	RPI	RPI	RPI
DIV. I ONLY	11- 8	125	5- 5	135	194	115	115	7	7	
DIV. I NON-CONF.	8- 3	65	4- 0	248	310	99	99	8	8	
-----										
TOTALS	RPI 1-25	RPI 26-50	W-L RECORDS	RPI 51-100	RPI 101-999	RPI 201+				
11- 8	0- 1	0- 3	OVERALL	1- 1	10- 3	7- 1				
7- 2	0- 0	0- 1	HOME	0- 0	7- 1	5- 1				
3- 6	0- 1	0- 2	AWAY	1- 1	2- 2	2- 0				
1- 0	0- 0	0- 0	NEUTRAL	0- 0	1- 0	0- 0				
8- 3	0- 0	0- 1	NON-CONFERENCE	1- 0	7- 2	5- 0				
5- 0	0- 0	0- 0	HOME	0- 0	5- 0	4- 0				
2- 3	0- 0	0- 1	AWAY	1- 0	1- 2	1- 0				
1- 0	0- 0	0- 0	NEUTRAL	0- 0	1- 0	0- 0				
3- 5	0- 1	0- 2	CONFERENCE	0- 1	3- 1	2- 1				
2- 2	0- 0	0- 1	HOME	0- 0	2- 1	1- 1				
1- 3	0- 1	0- 1	AWAY	0- 1	1- 0	1- 0				
0- 0	0- 0	0- 0	NEUTRAL	0- 0	0- 0	0- 0				

RPI 1-25				RPI 26-50				RPI 51-100				RPI 101+ Team's RPI: 115			
RPI	S	Opponent	Score	RPI	S	Opponent	Score	RPI	S	Opponent	Score	RPI	S	Opponent	Score
22	A	Buffalo	67 72	33	A	Ball St.	61 86	85	A	IUPUI	96 83	139	A	Cincinnati	62 73
				37	H	Central Mich.	66 84	93	A	Western Mich.	70 81	144	H	Northern Ill.	67 65
				46	A	Purdue	66 75					167	A	Loyola Marymount	71 84
												171	H	Jacksonville St.	58 55
												201	N	Denver	69 52
												214	A	Eastern Mich.	73 69
												214	H	Eastern Mich.	59 74
												224	H	Akron	75 67
												265	H	Valparaiso	77 68
												281	A	Indiana St.	68 56
												284	H	Detroit Mercy	91 64
												299	H	Canisius	72 47
												335	H	Florida A&M	73 33
-----															
LAST 12 Division I GAMES:															
214	A	Eastern Mich.	73 69	33	A	Ball St.	61 86	144	H	Northern Ill.	67 65	335	H	Florida A&M	73 33
93	A	Western Mich.	70 81					281	A	Indiana St.	68 56	171	H	Jacksonville St.	58 55
224	H	Akron	75 67					85	A	IUPUI	96 83				
214	H	Eastern Mich.	59 74												
22	A	Buffalo	67 72												
37	H	Central Mich.	66 84												

Non-Div I Games:

Miami (OH)

Michigan					Through Games Of Jan. 25, 2018						
Average RPI	Win:	145	WON-LOST	WINNING	LAST 10	STRENGTH OF	OPP. STRENGTH	TEAM	ADJ.	CONF.	ADJ CONF.
Average RPI	Loss:	10	RECORD	PCT. RANK	GAMES	SCHEDULE	OF SCHEDULE	RPI	RPI	RPI	RPI
DIV. I ONLY			18- 4	26	8- 2	51	14	23	23	3	3
DIV. I NON-CONF.			11- 2	23	3- 0	133	54	43	43	4	4
-----											
TOTALS		RPI 1-25	RPI 26-50		W-L RECORDS		RPI 51-100	RPI 101-999	RPI 201+		
18- 4	2- 4		1- 0		OVERALL	5- 0		10- 0	5- 0		
12- 2	1- 2		1- 0		HOME	3- 0		7- 0	3- 0		
6- 2	1- 2		0- 0		AWAY	2- 0		3- 0	2- 0		
0- 0	0- 0		0- 0		NEUTRAL	0- 0		0- 0	0- 0		
11- 2	1- 2		0- 0		NON-CONFERENCE	2- 0		8- 0	5- 0		
8- 1	1- 1		0- 0		HOME	1- 0		6- 0	3- 0		
3- 1	0- 1		0- 0		AWAY	1- 0		2- 0	2- 0		
0- 0	0- 0		0- 0		NEUTRAL	0- 0		0- 0	0- 0		
7- 2	1- 2		1- 0		CONFERENCE	3- 0		2- 0	0- 0		
4- 1	0- 1		1- 0		HOME	2- 0		1- 0	0- 0		
3- 1	1- 1		0- 0		AWAY	1- 0		1- 0	0- 0		
0- 0	0- 0		0- 0		NEUTRAL	0- 0		0- 0	0- 0		
-----											
RPI 1-25		Team's RPI: 23	RPI 26-50			RPI 51-100			RPI 101+		
RPI	S	Opponent	Score	RPI	S	Opponent	Score	RPI	S	Opponent	Score
2	H	Notre Dame	63 83	40	H	Michigan St.	74 48	56	A	Nebraska	69 64
5	A	Louisville	49 74					73	H	Indiana	84 79
7	A	Ohio St.	84 75					76	A	Ohio	74 61
7	H	Ohio St.	71 78					79	H	Penn St.	89 69
20	H	Marquette	82 76					97	H	George Mason	75 61
25	A	Iowa	72 82								
-----											
RPI 101+											
108	H	Kent St.	54 41								
149	H	Liberty	74 50								
157	H	Oakland	78 69								
164	H	Illinois	86 42								
191	A	Wisconsin	80 57								
242	H	North Florida	79 34								
250	A	LIU Brooklyn	86 49								
284	A	Detroit Mercy	86 50								
303	H	Delaware St.	105 36								
306	H	Fort Wayne	77 45								
-----											
LAST 12 Division I GAMES:											
40	H	Michigan St.	74 48	191	A	Wisconsin	80 57				
164	H	Illinois	86 42	25	A	Iowa	72 82				
7	A	Ohio St.	84 75	79	H	Penn St.	89 69				
56	A	Nebraska	69 64	303	H	Delaware St.	105 36				
73	H	Indiana	84 79	306	H	Fort Wayne	77 45				
7	H	Ohio St.	71 78	242	H	North Florida	79 34				

Non-Div I Games:

Michigan





Average RPI Win:	233	WON-LOST	WINNING	LAST 10	STRENGTH OF	OPP. STRENGTH	TEAM	ADJ.	CONF.	ADJ CONF.
Average RPI Loss:	79	RECORD	PCT. RANK	GAMES	SCHEDULE	OF SCHEDULE	RPI	RPI	RPI	RPI
DIV. I ONLY	11- 8	125	5- 5	172	134	124	124	18	18	
DIV. I NON-CONF.	8- 5	111	3- 3	252	72	124	124	19	19	
-----										
TOTALS	RPI 1-25	RPI 26-50	W-L RECORDS	RPI 51-100	RPI 101-999	RPI 201+				
11- 8	0- 1	0- 1	OVERALL	0- 3	11- 3	8- 0				
6- 2	0- 0	0- 0	HOME	0- 1	6- 1	5- 0				
4- 5	0- 1	0- 0	AWAY	0- 2	4- 2	2- 0				
1- 1	0- 0	0- 1	NEUTRAL	0- 0	1- 0	1- 0				
8- 5	0- 1	0- 1	NON-CONFERENCE	0- 1	8- 2	6- 0				
5- 0	0- 0	0- 0	HOME	0- 0	5- 0	4- 0				
2- 4	0- 1	0- 0	AWAY	0- 1	2- 2	1- 0				
1- 1	0- 0	0- 1	NEUTRAL	0- 0	1- 0	1- 0				
3- 3	0- 0	0- 0	CONFERENCE	0- 2	3- 1	2- 0				
1- 2	0- 0	0- 0	HOME	0- 1	1- 1	1- 0				
2- 1	0- 0	0- 0	AWAY	0- 1	2- 0	1- 0				
0- 0	0- 0	0- 0	NEUTRAL	0- 0	0- 0	0- 0				

RPI 1-25				RPI 26-50				RPI 51-100				RPI 101+				Team's RPI: 124
RPI	S	Opponent	Score	RPI	S	Opponent	Score	RPI	S	Opponent	Score	RPI	S	Opponent	Score	
5	A	Louisville	26 80	48	N	Southern California	57 72	57	A	Western Ky.	43 57	101	A	Ole Miss	56 65	
								62	A	Georgia Tech	45 48	105	H	Kentucky	62 57	
								91	H	UAB	51 59	107	A	Tulane	44 62	
												128	A	UTEP	54 45	
												130	A	Vanderbilt	65 54	
												158	H	Southern Miss.	53 61	
												221	H	North Texas	56 48	
												240	H	Troy	73 57	
												245	A	UNC Asheville	72 57	
												252	H	Lipscomb	72 48	
												299	N	Canisius	55 45	
												304	H	Coppin St.	69 39	
												312	A	UTSA	62 47	
												329	H	Tennessee Tech	58 44	
LAST 12 Division I GAMES:																
158	H	Southern Miss.	53 61	105	H	Kentucky	62 57	299	N	Canisius	55 45					
221	H	North Texas	56 48	48	N	Southern California	57 72									
128	A	UTEP	54 45	107	A	Tulane	44 62									
312	A	UTSA	62 47	240	H	Troy	73 57									
91	H	UAB	51 59	5	A	Louisville	26 80									
57	A	Western Ky.	43 57													

Non-Div I Games:

Middle Tenn.

Average RPI Win:	237	WON-LOST	WINNING	LAST 10	STRENGTH OF	OPP. STRENGTH	TEAM	ADJ.	CONF.	ADJ CONF.
Average RPI Loss:	59	RECORD	PCT. RANK	GAMES	SCHEDULE	OF SCHEDULE	RPI	RPI	RPI	RPI
DIV. I ONLY	15- 5	48	7- 3	265	145	95	95	11	11	
DIV. I NON-CONF.	9- 3	61	3- 1	285	155	116	116	12	12	
-----										
TOTALS	RPI 1-25	RPI 26-50	W-L RECORDS	RPI 51-100	RPI 101-999	RPI 201+				
15- 5	0- 2	0- 1	OVERALL	0- 0	15- 2	10- 0				
5- 1	0- 1	0- 0	HOME	0- 0	5- 0	4- 0				
9- 3	0- 1	0- 0	AWAY	0- 0	9- 2	5- 0				
1- 1	0- 0	0- 1	NEUTRAL	0- 0	1- 0	1- 0				
9- 3	0- 1	0- 1	NON-CONFERENCE	0- 0	9- 1	6- 0				
3- 1	0- 1	0- 0	HOME	0- 0	3- 0	3- 0				
5- 1	0- 0	0- 0	AWAY	0- 0	5- 1	2- 0				
1- 1	0- 0	0- 1	NEUTRAL	0- 0	1- 0	1- 0				
6- 2	0- 1	0- 0	CONFERENCE	0- 0	6- 1	4- 0				
2- 0	0- 0	0- 0	HOME	0- 0	2- 0	1- 0				
4- 2	0- 1	0- 0	AWAY	0- 0	4- 1	3- 0				
0- 0	0- 0	0- 0	NEUTRAL	0- 0	0- 0	0- 0				

RPI 1-25				RPI 26-50				RPI 51-100 Team's RPI: 95				RPI 101+			
RPI	S	Opponent	Score	RPI	S	Opponent	Score	RPI	S	Opponent	Score	RPI	S	Opponent	Score
13	A	Green Bay	29 52	45	N	Houston	59 74					102	A	Wright St.	51 56
20	H	Marquette	68 83									110	A	Western Ill.	77 67
												116	A	Drake	73 77
												119	H	Cleveland St.	79 72
												157	A	Oakland	74 62
												181	A	Northwestern	66 57
												191	A	Wisconsin	67 64
												215	N	CSUN	58 50
												241	H	Youngstown St.	62 61
												251	H	Illinois St.	61 59
												269	A	Northern Ky.	52 49
												271	H	North Dakota St.	74 38
												284	A	Detroit Mercy	70 61
												290	H	Loyola Chicago	63 41
												306	A	Fort Wayne	60 48
												327	A	Ill. -Chicago	76 53
												341	A	Chicago St.	84 59
-----															
LAST 12 Division I GAMES:															
284	A	Detroit Mercy	70 61	102	A	Wright St.	51 56								
157	A	Oakland	74 62	269	A	Northern Ky.	52 49								
327	A	Ill. -Chicago	76 53	341	A	Chicago St.	84 59								
241	H	Youngstown St.	62 61	20	H	Marquette	68 83								
119	H	Cleveland St.	79 72	191	A	Wisconsin	67 64								
13	A	Green Bay	29 52	306	A	Fort Wayne	60 48								

Non-Div I Games:

Milwaukee

Average RPI	Win:	166	WON-LOST	WINNING	LAST 10	STRENGTH OF	OPP. STRENGTH	TEAM	ADJ.	CONF.	ADJ CONF.
Average RPI	Loss:	72	RECORD	PCT. RANK	GAMES	SCHEDULE	OF SCHEDULE	RPI	RPI	RPI	RPI
DIV. I ONLY		16- 5		39	7- 3	117	53	44	44	3	3
DIV. I NON-CONF.		11- 2		23	3- 1	263	143	60	60	4	4
-----											
TOTALS	RPI 1-25		RPI 26-50		W-L RECORDS	RPI 51-100		RPI 101-999		RPI 201+	
16- 5	1- 2		1- 0		OVERALL	1- 2		13- 1		4- 0	
10- 1	1- 0		1- 0		HOME	0- 1		8- 0		3- 0	
5- 4	0- 2		0- 0		AWAY	1- 1		4- 1		1- 0	
1- 0	0- 0		0- 0		NEUTRAL	0- 0		1- 0		0- 0	
11- 2	0- 0		0- 0		NON-CONFERENCE	0- 1		11- 1		4- 0	
7- 0	0- 0		0- 0		HOME	0- 0		7- 0		3- 0	
3- 2	0- 0		0- 0		AWAY	0- 1		3- 1		1- 0	
1- 0	0- 0		0- 0		NEUTRAL	0- 0		1- 0		0- 0	
5- 3	1- 2		1- 0		CONFERENCE	1- 1		2- 0		0- 0	
3- 1	1- 0		1- 0		HOME	0- 1		1- 0		0- 0	
2- 2	0- 2		0- 0		AWAY	1- 0		1- 0		0- 0	
0- 0	0- 0		0- 0		NEUTRAL	0- 0		0- 0		0- 0	

RPI	S	Opponent	Score	RPI	S	Opponent	Score	Team's RPI: 44	RPI	S	Opponent	Score	RPI	S	Opponent	Score
7	A	Ohio St.	75 91	40	H	Michigan St.	83 77		56	H	Nebraska	74 79	106	N	Wake Forest	93 81
14	A	Rutgers	70 80						79	A	Penn St.	91 71	114	A	UNLV	79 72
25	H	Iowa	77 72						86	A	North Carolina	83 88	148	A	Georgetown	73 63
													160	H	Xavier	74 62
													172	H	Cal Poly	112 68
													177	H	Lehigh	107 73
													181	A	Northwestern	90 63
													183	H	Boston College	78 68
													191	H	Wisconsin	90 65
													195	A	San Diego	69 72
													214	H	Eastern Mich.	80 56
													238	H	UC Riverside	101 75
													309	H	VCU	108 63
													321	A	Rhode Island	82 60
-----																
LAST 12 Division I GAMES:																
25	H	Iowa	77 72	56	H	Nebraska	74 79		181	A	Northwestern	90 63				
191	H	Wisconsin	90 65	238	H	UC Riverside	101 75		172	H	Cal Poly	112 68				
14	A	Rutgers	70 80	195	A	San Diego	69 72		148	A	Georgetown	73 63				
79	A	Penn St.	91 71													
40	H	Michigan St.	83 77													
7	A	Ohio St.	75 91													

Non-Div I Games:

Minnesota



Average RPI Win:	0	WON-LOST	WINNING	LAST 10	STRENGTH OF	OPP. STRENGTH	TEAM	ADJ.	CONF.	ADJ CONF.
Average RPI Loss:	201	RECORD	PCT. RANK	GAMES	SCHEDULE	OF SCHEDULE	RPI	RPI	RPI	RPI
DIV. I ONLY	0- 19	346	0- 10	267	295	347	347	32	32	
DIV. I NON-CONF.	0- 12	337	0- 5	98	211	312	312	32	32	
-----										
TOTALS	RPI 1-25	RPI 26-50	W-L RECORDS	RPI 51-100	RPI 101-999	RPI 201+				
0- 19	0- 1	0- 1	OVERALL	0- 3	0- 14	0- 11				
0- 4	0- 0	0- 0	HOME	0- 0	0- 4	0- 4				
0- 10	0- 0	0- 0	AWAY	0- 0	0- 0	0- 0				
0- 5	0- 0	0- 1	NEUTRAL	0- 1	0- 3	0- 2				
0- 12	0- 1	0- 1	NON-CONFERENCE	0- 3	0- 7	0- 4				
0- 1	0- 0	0- 0	HOME	0- 0	0- 1	0- 1				
0- 6	0- 1	0- 0	AWAY	0- 2	0- 3	0- 1				
0- 5	0- 0	0- 1	NEUTRAL	0- 1	0- 3	0- 2				
0- 7	0- 0	0- 0	CONFERENCE	0- 0	0- 7	0- 7				
0- 3	0- 0	0- 0	HOME	0- 0	0- 3	0- 3				
0- 4	0- 0	0- 0	AWAY	0- 0	0- 4	0- 4				
0- 0	0- 0	0- 0	NEUTRAL	0- 0	0- 0	0- 0				

RPI 1-25				RPI 26-50				RPI 51-100				RPI 101+ Team's RPI: 347			
RPI	S	Opponent	Score	RPI	S	Opponent	Score	RPI	S	Opponent	Score	RPI	S	Opponent	Score
3	A	Mi ssi ssi ppi St.	36 112	40	N	Mi chi gan St.	64 83	57	A	Western Ky.	48 87	116	N	Drake	60 96
								61	N	Dayton	46 65	136	A	Col orado	48 85
								91	A	UAB	72 87	158	A	Southern Mi ss.	69 84
												210	H	Southern U.	54 70
												257	A	Texas Southern	39 55
												259	H	Ni chol l s St.	57 62
												276	H	Al corn	70 76
												285	A	Al abama A&M	48 65
												295	A	Prai rie View	73 78
												297	N	Massachusetts	46 85
												301	A	Murray St.	63 64
												312	N	UTSA	55 68
												317	A	Al abama St.	41 76
												340	H	Ark. -Pi ne Bl uff	59 64
-----															
LAST 12 Di vi si on I GAMES:															
295	A	Prai rie View	73 78	340	H	Ark. -Pi ne Bl uff	59 64								
257	A	Texas Southern	39 55	3	A	Mi ssi ssi ppi St.	36 112								
210	H	Southern U.	54 70	40	N	Mi chi gan St.	64 83								
276	H	Al corn	70 76	61	N	Dayton	46 65								
285	A	Al abama A&M	48 65	301	A	Murray St.	63 64								
317	A	Al abama St.	41 76	259	H	Ni chol l s St.	57 62								

Non-Di v I Games:

Average RPI Win:	115	WON-LOST	WINNING	LAST 10	STRENGTH OF	OPP. STRENGTH	TEAM	ADJ.	CONF.	ADJ CONF.
Average RPI Loss:	38	RECORD	PCT. RANK	GAMES	SCHEDULE	OF SCHEDULE	RPI	RPI	RPI	RPI
DIV. I ONLY	17- 3	15	8- 2	34	20	12	12	2	2	
DIV. I NON-CONF.	12- 1	6	5- 0	63	28	11	11	2	2	
-----										
TOTALS	RPI 1-25	RPI 26-50	W-L RECORDS	RPI 51-100	RPI 101-999	RPI 201+				
17- 3	2- 1	0- 1	OVERALL	5- 1	10- 0	1- 0				
8- 1	1- 0	0- 1	HOME	2- 0	5- 0	0- 0				
5- 1	1- 1	0- 0	AWAY	1- 0	3- 0	0- 0				
4- 1	0- 0	0- 0	NEUTRAL	2- 1	2- 0	1- 0				
12- 1	1- 0	0- 0	NON-CONFERENCE	3- 1	8- 0	1- 0				
6- 0	0- 0	0- 0	HOME	1- 0	5- 0	0- 0				
2- 0	1- 0	0- 0	AWAY	0- 0	1- 0	0- 0				
4- 1	0- 0	0- 0	NEUTRAL	2- 1	2- 0	1- 0				
5- 2	1- 1	0- 1	CONFERENCE	2- 0	2- 0	0- 0				
2- 1	1- 0	0- 1	HOME	1- 0	0- 0	0- 0				
3- 1	0- 1	0- 0	AWAY	1- 0	2- 0	0- 0				
0- 0	0- 0	0- 0	NEUTRAL	0- 0	0- 0	0- 0				

RPI	S	Opponent	Score	RPI	S	Opponent	Score	RPI	S	Opponent	Score	RPI	S	Opponent	Score
16	A	Georgia	50 62	41	H	LSU	65 69	55	N	Qui nni pi ac	66 51	101	A	Ole Mi ss	67 48
18	A	Cal i forn i a	55 52					57	N	Western Ky.	76 79	102	H	Wright St.	82 80
21	H	South Carol i n a	83 74					73	N	Ind i ana	75 55	118	H	Sai nt Loui s	70 58
								74	H	Kansas St.	73 59	120	A	Missouri St.	69 59
								82	H	Arkansas	88 54	130	A	Vanderbil t	81 70
								84	A	Al abama	62 56	152	H	SIUE	78 48
												160	N	Xavi er	74 48
												164	H	Ill i noi s	72 55
												192	H	New Orleans	81 45
												304	N	Coppi n St.	73 50
-----															
LAST 12 Di vi si on I GAMES:															
16	A	Georgi a	50 62	84	A	Al abama	62 56	164	H	Ill i noi s	72 55	160	N	Xavi er	74 48
82	H	Arkansas	88 54					73	N	Ind i ana	75 55	152	H	SIUE	78 48
101	A	Ole Mi ss	67 48					118	H	Sai nt Loui s	70 58				
130	A	Vanderbil t	81 70												
21	H	South Carol i n a	83 74												
41	H	LSU	65 69												

Non-Di v I Games:

Missouri

Average RPI Win:	235	WON-LOST	WINNING	LAST 10	STRENGTH OF	OPP. STRENGTH	TEAM	ADJ.	CONF.	ADJ CONF.
Average RPI Loss:	79	RECORD	PCT. RANK	GAMES	SCHEDULE	OF SCHEDULE	RPI	RPI	RPI	RPI
DIV. I ONLY	10- 8	134	8- 2	129	155	120	120	24	24	
DIV. I NON-CONF.	3- 7	254	3- 1	11	56	150	150	21	21	
-----										
TOTALS	RPI 1-25	RPI 26-50	W-L RECORDS	RPI 51-100	RPI 101-999	RPI 201+				
10- 8	0- 2	0- 1	OVERALL	0- 1	10- 4	6- 0				
6- 2	0- 1	0- 0	HOME	0- 0	6- 1	2- 0				
4- 4	0- 0	0- 1	AWAY	0- 1	4- 2	4- 0				
0- 2	0- 1	0- 0	NEUTRAL	0- 0	0- 1	0- 0				
3- 7	0- 2	0- 1	NON-CONFERENCE	0- 1	3- 3	0- 0				
3- 1	0- 1	0- 0	HOME	0- 0	3- 0	0- 0				
0- 4	0- 0	0- 1	AWAY	0- 1	0- 2	0- 0				
0- 2	0- 1	0- 0	NEUTRAL	0- 0	0- 1	0- 0				
7- 1	0- 0	0- 0	CONFERENCE	0- 0	7- 1	6- 0				
3- 1	0- 0	0- 0	HOME	0- 0	3- 1	2- 0				
4- 0	0- 0	0- 0	AWAY	0- 0	4- 0	4- 0				
0- 0	0- 0	0- 0	NEUTRAL	0- 0	0- 0	0- 0				

RPI 1-25				RPI 26-50				RPI 51-100				RPI 101+				Team's RPI: 120
RPI	S	Opponent	Score	RPI	S	Opponent	Score	RPI	S	Opponent	Score	RPI	S	Opponent	Score	
10	N	Bayl or	58 100	33	A	Bal l St.	58 70	84	A	Al abama	61 65	104	N	Penn	60 65	
12	H	Mi ssouri	59 69									116	H	Drake	68 80	
												125	A	Li ttle Rock	51 63	
												151	A	Wi chi ta St.	58 72	
												151	H	Wi chi ta St.	94 71	
												180	H	Oral Roberts	76 66	
												181	H	Northwestern	90 59	
												188	H	UNI	62 52	
												216	A	Bradley	71 65	
												251	A	Ill i noi s St.	56 50	
												265	H	Val parai so	83 60	
												281	A	Indi ana St.	77 63	
												290	H	Loyol a Chi cago	75 36	
												346	A	Evansvi lle	95 65	
-----																
LAST 12 Division I GAMES:																
290	H	Loyol a Chi cago	75 36	346	A	Evansvi lle	95 65	281	A	Indi ana St.	77 63					
265	H	Val parai so	83 60	84	A	Al abama	61 65	181	H	Northwestern	90 59					
216	A	Bradley	71 65	180	H	Oral Roberts	76 66	151	H	Wi chi ta St.	94 71					
251	A	Ill i noi s St.	56 50													
188	H	UNI	62 52													
116	H	Drake	68 80													

Non-Div I Games: Central Mo. 62 36

Missouri St.

Average RPI Win: 304		WON-LOST RECORD	WINNING PCT. RANK	LAST 10 GAMES	STRENGTH OF SCHEDULE	OPP. STRENGTH OF SCHEDULE	TEAM RPI	ADJ. RPI	CONF. RPI	ADJ. CONF. RPI
DIV. I ONLY	153	5- 13	286	3- 7	217	307	287	287	27	27
DIV. I NON-CONF.		2- 9	295	0- 5	46	290	240	240	26	26
TOTALS		RPI 1-25	RPI 26-50	W-L RECORDS		RPI 51-100	RPI 101-999	RPI 201+		
5- 13	0- 0		0- 0	OVERALL		0- 5	5- 8	5- 3		
3- 6	0- 0		0- 0	HOME		0- 4	3- 2	3- 1		
1- 7	0- 0		0- 0	AWAY		0- 1	1- 6	1- 2		
1- 0	0- 0		0- 0	NEUTRAL		0- 0	1- 0	1- 0		
2- 9	0- 0		0- 0	NON-CONFERENCE		0- 4	2- 5	2- 1		
1- 4	0- 0		0- 0	HOME		0- 3	1- 1	1- 0		
0- 5	0- 0		0- 0	AWAY		0- 1	0- 4	0- 1		
1- 0	0- 0		0- 0	NEUTRAL		0- 0	1- 0	1- 0		
3- 4	0- 0		0- 0	CONFERENCE		0- 1	3- 3	3- 2		
2- 2	0- 0		0- 0	HOME		0- 1	2- 1	2- 1		
1- 2	0- 0		0- 0	AWAY		0- 0	1- 2	1- 1		
0- 0	0- 0		0- 0	NEUTRAL		0- 0	0- 0	0- 0		

RPI 1-25				RPI 26-50				RPI 51-100				RPI 101+				Team's RPI: 287	
RPI	S	Opponent	Score	RPI	S	Opponent	Score	RPI	S	Opponent	Score	RPI	S	Opponent	Score		
								55	H	Qui nni pi ac	55	76	112	A	Cl emson	54	57
								60	H	Vi rgi ni a Tech	34	84	121	A	Jack son vi l l e	65	74
								70	H	Al ba ny (NY)	44	68	140	A	Rob ert Mor ris	38	56
								89	A	Navy	49	73	177	H	Le hi gh	57	75
								100	H	Ge or ge Wa sh i ng ton	45	59	200	A	Ma ri st	46	69
													242	N	North Flo ri da	67	57
													258	H	Sa cred Heart	69	64
													277	A	Fai rfi el d	55	61
													289	A	Fai r l e i gh Di cki nson	61	78
													299	H	Ca ni si us	48	60
													338	H	Sai nt Pe ter' s	51	44
													342	A	I ona	62	56
													342	H	I ona	68	56
LAST 12 Di vi si on I GAMES:																	
				342	H	I ona	68	56	200	A	Ma ri st	46	69				
				299	H	Ca ni si us	48	60	100	H	Ge or ge Wa sh i ng ton	45	59				
				55	H	Qui nni pi ac	55	76	60	H	Vi rgi ni a Tech	34	84				
				342	A	I ona	62	56	289	A	Fai r l e i gh Di cki nson	61	78				
				338	H	Sai nt Pe ter' s	51	44	140	A	Rob ert Mor ris	38	56				
				277	A	Fai rfi el d	55	61	89	A	Navy	49	73				

Non-Div I Games:

Monmouth



Average RPI Win:	247	WON-LOST	WINNING	LAST 10	STRENGTH OF	OPP. STRENGTH	TEAM	ADJ.	CONF.	ADJ CONF.
Average RPI Loss:	128	RECORD	PCT. RANK	GAMES	SCHEDULE	OF SCHEDULE	RPI	RPI	RPI	RPI
DIV. I ONLY	9- 9	173	6- 3	276	151	237	237	19	19	
DIV. I NON-CONF.	3- 7	254	1- 2	163	177	277	277	14	14	
TOTALS	RPI 1-25	RPI 26-50	W-L RECORDS	RPI 51-100	RPI 101-999	RPI 201+				
9- 9	0- 1	0- 1	OVERALL	0- 2	9- 5	6- 3				
7- 3	0- 0	0- 0	HOME	0- 1	7- 2	5- 1				
2- 4	0- 0	0- 1	AWAY	0- 1	2- 2	1- 1				
0- 2	0- 1	0- 0	NEUTRAL	0- 0	0- 1	0- 1				
3- 7	0- 1	0- 1	NON-CONFERENCE	0- 1	3- 4	2- 2				
3- 3	0- 0	0- 0	HOME	0- 1	3- 2	2- 1				
0- 2	0- 0	0- 1	AWAY	0- 0	0- 1	0- 0				
0- 2	0- 1	0- 0	NEUTRAL	0- 0	0- 1	0- 1				
6- 2	0- 0	0- 0	CONFERENCE	0- 1	6- 1	4- 1				
4- 0	0- 0	0- 0	HOME	0- 0	4- 0	3- 0				
2- 2	0- 0	0- 0	AWAY	0- 1	2- 1	1- 1				
0- 0	0- 0	0- 0	NEUTRAL	0- 0	0- 0	0- 0				

RPI S Opponent Score	RPI S Opponent Score	RPI S Opponent Score	RPI S Opponent Score
20 N Marquette 68 87	47 A Wyomi ng 62 67	53 A Northern Colo. 50 68	105 H Kentucky 54 71
		65 H Gonzaga 55 70	113 H SFA 60 52
			131 A North Dakota 54 43
			137 H Portland St. 69 53
			150 A Fresno St. 58 61
			209 H Seattle U 64 78
			218 A Montana St. 64 81
			268 H Sacramento St. 68 59
			281 N Indiana St. 45 57
			298 H Cal St. Fullerton 68 47
			307 A Southern Utah 74 65
			307 H Southern Utah 81 71
			325 H Northern Ari z. 70 62
			336 H Long Beach St. 67 60
LAST 12 Division I GAMES:			
307 A Southern Utah 74 65	307 H Southern Utah 81 71		
218 A Montana St. 64 81	325 H Northern Ari z. 70 62		
137 H Portland St. 69 53	209 H Seattle U 64 78		
268 H Sacramento St. 68 59	150 A Fresno St. 58 61		
53 A Northern Colo. 50 68	113 H SFA 60 52		
131 A North Dakota 54 43	336 H Long Beach St. 67 60		

Non-Div I Games: Rocky Mountain 54 38

Montana

Average RPI Win:	251	WON-LOST	WINNING	LAST 10	STRENGTH OF	OPP. STRENGTH	TEAM	ADJ.	CONF.	ADJ CONF.
Average RPI Loss:	141	RECORD	PCT. RANK	GAMES	SCHEDULE	OF SCHEDULE	RPI	RPI	RPI	RPI
DIV. I ONLY	9- 8	156	6- 4	298	169	218	218	19	19	
DIV. I NON-CONF.	4- 5	202	1- 3	211	231	187	187	14	14	
-----										
TOTALS	RPI 1-25	RPI 26-50	W-L RECORDS	RPI 51-100	RPI 101-999	RPI 201+				
9- 8	0- 0	1- 1	OVERALL	0- 1	8- 6	7- 2				
6- 1	0- 0	1- 0	HOME	0- 0	5- 1	4- 0				
2- 6	0- 0	0- 1	AWAY	0- 1	2- 4	2- 2				
1- 1	0- 0	0- 0	NEUTRAL	0- 0	1- 1	1- 0				
4- 5	0- 0	1- 1	NON-CONFERENCE	0- 0	3- 4	2- 2				
2- 0	0- 0	1- 0	HOME	0- 0	1- 0	0- 0				
1- 4	0- 0	0- 1	AWAY	0- 0	1- 3	1- 2				
1- 1	0- 0	0- 0	NEUTRAL	0- 0	1- 1	1- 0				
5- 3	0- 0	0- 0	CONFERENCE	0- 1	5- 2	5- 0				
4- 1	0- 0	0- 0	HOME	0- 0	4- 1	4- 0				
1- 2	0- 0	0- 0	AWAY	0- 1	1- 1	1- 0				
0- 0	0- 0	0- 0	NEUTRAL	0- 0	0- 0	0- 0				

RPI	S	Opponent	Score	RPI	S	Opponent	Score	RPI	S	Opponent	Score	RPI	S	Opponent	Score
47	H	Wyomi ng	50 46	48	A	Southern Cal i forni a	47 98	53	A	Northern Colo.	69 82	111	A	BYU	54 75
												113	H	SFA	59 54
												131	A	North Dakota	70 79
												137	H	Portland St.	60 69
												159	N	Nevada	53 67
												237	H	Montana	81 64
												239	A	Omaha	53 64
												246	A	Hawai i	75 81
												268	H	Sacramento St.	85 50
												302	N	Utah St.	64 52
												307	H	Southern Utah	91 71
												325	A	Northern Ariz.	78 56
												325	H	Northern Ariz.	81 39
												336	A	Long Beach St.	62 51
LAST 12 Division I GAMES:															
325	A	Northern Ariz.	78 56	325	H	Northern Ariz.	81 39	307	H	Southern Utah	91 71	111	A	BYU	54 75
237	H	Montana	81 64	113	H	SFA	59 54	246	A	Hawai i	75 81	159	N	Nevada	53 67
268	H	Sacramento St.	85 50	131	A	North Dakota	70 79	137	H	Portland St.	60 69				
131	A	North Dakota	70 79	53	A	Northern Colo.	69 82								

Non-Div I Games: Montana St. Billings 67 47 Providence (MT) 66 31

Montana St.

Average RPI Win:	281	WON-LOST	WINNING	LAST 10	STRENGTH OF	OPP. STRENGTH	TEAM	ADJ.	CONF.	ADJ CONF.
Average RPI Loss:	155	RECORD	PCT. RANK	GAMES	SCHEDULE	OF SCHEDULE	RPI	RPI	RPI	RPI
DIV. I ONLY	13- 7	89	6- 4	344	238	225	225	25	25	
DIV. I NON-CONF.	7- 4	102	2- 1	336	270	223	223	27	27	
-----										
TOTALS	RPI 1-25	RPI 26-50	W-L RECORDS	RPI 51-100	RPI 101-999	RPI 201+				
13- 7	0- 0	0- 1	OVERALL	0- 0	13- 6	11- 2				
4- 4	0- 0	0- 0	HOME	0- 0	4- 4	3- 2				
9- 3	0- 0	0- 0	AWAY	0- 0	9- 0	8- 0				
0- 0	0- 0	0- 0	NEUTRAL	0- 0	0- 0	0- 0				
7- 4	0- 0	0- 1	NON-CONFERENCE	0- 0	7- 3	6- 2				
2- 2	0- 0	0- 0	HOME	0- 0	2- 2	1- 2				
5- 2	0- 0	0- 1	AWAY	0- 0	5- 1	5- 0				
0- 0	0- 0	0- 0	NEUTRAL	0- 0	0- 0	0- 0				
6- 3	0- 0	0- 0	CONFERENCE	0- 0	6- 3	5- 0				
2- 2	0- 0	0- 0	HOME	0- 0	2- 2	2- 0				
4- 1	0- 0	0- 0	AWAY	0- 0	4- 1	3- 0				
0- 0	0- 0	0- 0	NEUTRAL	0- 0	0- 0	0- 0				

RPI 1-25				RPI 26-50				RPI 51-100				RPI 101+ Team's RPI: 225			
RPI	S	Opponent	Score	RPI	S	Opponent	Score	RPI	S	Opponent	Score	RPI	S	Opponent	Score
				34	A	West Virginia	56 66					105	A	Kentucky	53 86
												152	H	SIUE	51 66
												162	H	Southern Ill.	85 81
												171	A	Jacksonville St.	64 70
												171	H	Jacksonville St.	65 67
												197	A	Southeast Mo. St.	59 56
												210	H	Gardner-Webb	60 68
												226	A	UT Martin	81 76
												242	H	North Florida	56 61
												252	A	Lipscomb	75 55
												268	H	Sacramento St.	75 71
												272	A	St. Francis Brooklyn	73 59
												299	A	Canisius	76 52
												301	A	Murray St.	82 80
												329	A	Tennessee Tech	74 67
												329	H	Tennessee Tech	53 51
												337	H	Eastern Ill.	89 81
												341	A	Chicago St.	79 40
												346	A	Evansville	82 75
LAST 12 Division I GAMES:															
				301	A	Murray St.	82 80					337	H	Eastern Ill.	89 81
				329	H	Tennessee Tech	53 51					171	A	Jacksonville St.	64 70
				171	H	Jacksonville St.	65 67					329	A	Tennessee Tech	74 67
				226	A	UT Martin	81 76					34	A	West Virginia	56 66
				197	A	Southeast Mo. St.	59 56					272	A	St. Francis Brooklyn	73 59
				152	H	SIUE	51 66					299	A	Canisius	76 52

Non-Div I Games: Brescia 120 41 Ky. Christian 115 39

Morehead St.

Average RPI Win:	316	WON-LOST	WINNING	LAST 10	STRENGTH OF	OPP. STRENGTH	TEAM	ADJ.	CONF.	ADJ CONF.
Average RPI Loss:	181	RECORD	PCT. RANK	GAMES	SCHEDULE	OF SCHEDULE	RPI	RPI	RPI	RPI
DIV. I ONLY	8- 10	208	4- 6	345	291	291	291	31	31	
DIV. I NON-CONF.	5- 6	187	2- 3	267	217	208	208	31	31	
<hr/>										
TOTALS	RPI 1-25	RPI 26-50	W-L RECORDS	RPI 51-100	RPI 101-999	RPI 201+				
8- 10	0- 1	0- 2	OVERALL	0- 1	8- 6	8- 5				
6- 1	0- 0	0- 0	HOME	0- 0	6- 1	6- 1				
2- 8	0- 0	0- 0	AWAY	0- 0	2- 0	2- 0				
0- 1	0- 1	0- 0	NEUTRAL	0- 0	0- 0	0- 0				
5- 6	0- 1	0- 2	NON-CONFERENCE	0- 1	5- 2	5- 1				
3- 0	0- 0	0- 0	HOME	0- 0	3- 0	3- 0				
2- 5	0- 0	0- 2	AWAY	0- 1	2- 2	2- 1				
0- 1	0- 1	0- 0	NEUTRAL	0- 0	0- 0	0- 0				
3- 4	0- 0	0- 0	CONFERENCE	0- 0	3- 4	3- 4				
3- 1	0- 0	0- 0	HOME	0- 0	3- 1	3- 1				
0- 3	0- 0	0- 0	AWAY	0- 0	0- 3	0- 3				
0- 0	0- 0	0- 0	NEUTRAL	0- 0	0- 0	0- 0				

RPI 1-25				RPI 26-50				RPI 51-100				RPI 101+ Team's RPI: 291			
RPI	S	Opponent	Score	RPI	S	Opponent	Score	RPI	S	Opponent	Score	RPI	S	Opponent	Score
25	N	Iowa	46 90	26	A	Syracuse	68 95	61	A	Dayton	52 88	170	A	Colorado St.	44 60
				34	A	West Virginia	41 84					229	A	N. C. A&T	60 67
												263	H	Mt. St. Mary's	75 67
												274	H	FIU	62 51
												303	H	Delaware St.	54 62
												304	A	Coppin St.	53 55
												310	H	UMES	63 50
												314	A	Central Conn. St.	61 41
												326	A	Marshall	68 73
												334	A	N. C. Central	57 60
												335	H	Florida A&M	61 56
												339	H	NJIT	55 43
												345	H	Savannah St.	73 67
												349	A	UMass Lowell	65 59
<hr/>															
LAST 12 Division I GAMES:															
303	H	Delaware St.	54 62	310	H	UMES	63 50								
304	A	Coppin St.	53 55	349	A	UMass Lowell	65 59								
334	A	N. C. Central	57 60	170	A	Colorado St.	44 60								
229	A	N. C. A&T	60 67	34	A	West Virginia	41 84								
345	H	Savannah St.	73 67	326	A	Marshall	68 73								
335	H	Florida A&M	61 56	274	H	FIU	62 51								

Non-Div I Games: Cheyney 123 53 Lincoln (PA) 60 41

Morgan St.

Loss, Non-Conf, S Site, H Home A Away N Neutral



Average RPI Win:	310	WON-LOST	WINNING	LAST 10	STRENGTH OF	OPP. STRENGTH	TEAM	ADJ.	CONF.	ADJ CONF.
Average RPI Loss:	172	RECORD	PCT. RANK	GAMES	SCHEDULE	OF SCHEDULE	RPI	RPI	RPI	RPI
DIV. I ONLY	6- 13	271	3- 7	326	232	301	301	25	25	
DIV. I NON-CONF.	3- 7	254	1- 1	325	198	304	304	27	27	
<hr/>										
TOTALS	RPI 1-25	RPI 26-50	W-L RECORDS	RPI 51-100	RPI 101-999	RPI 201+				
6- 13	0- 1	0- 0	OVERALL	0- 3	6- 9	6- 5				
3- 6	0- 0	0- 0	HOME	0- 1	3- 5	3- 2				
3- 7	0- 1	0- 0	AWAY	0- 2	3- 4	3- 3				
0- 0	0- 0	0- 0	NEUTRAL	0- 0	0- 0	0- 0				
3- 7	0- 1	0- 0	NON-CONFERENCE	0- 2	3- 4	3- 3				
2- 2	0- 0	0- 0	HOME	0- 1	2- 1	2- 0				
1- 5	0- 1	0- 0	AWAY	0- 1	1- 3	1- 3				
0- 0	0- 0	0- 0	NEUTRAL	0- 0	0- 0	0- 0				
3- 6	0- 0	0- 0	CONFERENCE	0- 1	3- 5	3- 2				
1- 4	0- 0	0- 0	HOME	0- 0	1- 4	1- 2				
2- 2	0- 0	0- 0	AWAY	0- 1	2- 1	2- 0				
0- 0	0- 0	0- 0	NEUTRAL	0- 0	0- 0	0- 0				

RPI 1-25				RPI 26-50				RPI 51-100				RPI 101+				Team's RPI: 301
RPI	S	Opponent	Score	RPI	S	Opponent	Score	RPI	S	Opponent	Score	RPI	S	Opponent	Score	
5	A	Louisville	51 115					78	H	Butler	59 88	132	H	ETSU	68 96	
								81	A	Belmont	65 70	152	H	SIUE	70 75	
								84	A	Alabama	47 68	171	A	Jacksonville St.	65 97	
												197	H	Southeast Mo. St.	74 85	
												225	H	Morehead St.	80 82	
												226	H	UT Martin	80 97	
												236	A	UNCG	63 52	
												252	A	Lipscomb	64 65	
												269	H	Northern Ky.	98 87	
												285	A	Alabama A&M	54 71	
												329	A	Tennessee Tech	72 63	
												337	H	Eastern Ill.	72 61	
												343	A	Tennessee St.	85 73	
												346	A	Evansville	81 89	
												347	H	Mississippi Val.	64 63	
<hr/>																
LAST 12 Division I GAMES:																
225	H	Morehead St.	80 82	197	H	Southeast Mo. St.	74 85									
343	A	Tennessee St.	85 73	152	H	SIUE	70 75									
81	A	Belmont	65 70	337	H	Eastern Ill.	72 61									
329	A	Tennessee Tech	72 63	84	A	Alabama	47 68									
171	A	Jacksonville St.	65 97	347	H	Mississippi Val.	64 63									
226	H	UT Martin	80 97	236	A	UNCG	63 52									

Non-Div I Games: Bethel (TN) 81 76

Murray St.

N. C. A&T				Average RPI Win: 297		WON-LOST RECORD		WINNING PCT. RANK		LAST 10 GAMES		STRENGTH OF SCHEDULE		OPP. STRENGTH OF SCHEDULE		TEAM RPI		ADJ. RPI		CONF. RPI		ADJ CONF. RPI	
Average RPI Loss: 92																							
DIV. I ONLY				8- 7		153		6- 2		307		153		229		229		31		31			
DIV. I NON-CONF.				3- 7		254		1- 4		232		74		282		282		31		31			
TOTALS				RPI 1-25		RPI 26-50		W-L RECORDS		RPI 51-100		RPI 101-999		RPI 201+									
8- 7				0- 1		0- 0		OVERALL		0- 4		8- 2		8- 1									
5- 2				0- 1		0- 0		HOME		0- 1		5- 0		5- 0									
3- 3				0- 0		0- 0		AWAY		0- 1		3- 2		3- 1									
0- 2				0- 0		0- 0		NEUTRAL		0- 2		0- 0		0- 0									
3- 7				0- 1		0- 0		NON-CONFERENCE		0- 4		3- 2		3- 1									
3- 2				0- 1		0- 0		HOME		0- 1		3- 0		3- 0									
0- 3				0- 0		0- 0		AWAY		0- 1		0- 2		0- 1									
0- 2				0- 0		0- 0		NEUTRAL		0- 2		0- 0		0- 0									
5- 0				0- 0		0- 0		CONFERENCE		0- 0		5- 0		5- 0									
2- 0				0- 0		0- 0		HOME		0- 0		2- 0		2- 0									
3- 0				0- 0		0- 0		AWAY		0- 0		3- 0		3- 0									
0- 0				0- 0		0- 0		NEUTRAL		0- 0		0- 0		0- 0									

RPI 1-25				RPI 26-50				RPI 51-100				RPI 101+				Team's RPI: 229	
RPI	S	Opponent	Score	RPI	S	Opponent	Score	RPI	S	Opponent	Score	RPI	S	Opponent	Score		
16	H	Georgia	63 73					52	N	Duquesne	60 73	109	A	Auburn	53 63		
								76	A	Ohio	65 72	226	A	UT Martin	63 76		
								80	H	Elon	59 90	243	A	Howard	76 68		
								88	N	Harvard	60 64	283	H	Appalachian St.	81 56		
												291	H	Morgan St.	67 60		
												303	A	Delaware St.	66 48		
												304	H	Coppin St.	64 63		
												308	H	Western Caro.	68 59		
												310	A	UMES	57 45		
												330	H	Ga. Southern	60 49		
LAST 12 Division I GAMES:																	
243	A	Howard	76 68	308	H	Western Caro.	68 59										
310	A	UMES	57 45	16	H	Georgia	63 73										
304	H	Coppin St.	64 63	226	A	UT Martin	63 76										
291	H	Morgan St.	67 60	88	N	Harvard	60 64										
303	A	Delaware St.	66 48	52	N	Duquesne	60 73										
76	A	Ohio	65 72	283	H	Appalachian St.	81 56										

Non-Div I Games: Saint Augustine's 94 42 St. Andrews 90 40

N. C. A&amp;T

Loss, 
Non-Conf, S Site, 
H Home
A Away 
N Neutral

Average RPI Win:	312	WON-LOST	WINNING	LAST 10	STRENGTH OF	OPP. STRENGTH	TEAM	ADJ.	CONF.	ADJ CONF.
Average RPI Loss:	220	RECORD	PCT. RANK	GAMES	SCHEDULE	OF SCHEDULE	RPI	RPI	RPI	RPI
DIV. I ONLY	4- 14	301	3- 7	337	314	334	334	31	31	
DIV. I NON-CONF.	1- 11	331	0- 6	315	303	347	347	31	31	
TOTALS	RPI 1-25	RPI 26-50	W-L RECORDS	RPI 51-100	RPI 101-999	RPI 201+				
4- 14	0- 0	0- 1	OVERALL	0- 1	4- 12	4- 9				
3- 3	0- 0	0- 1	HOME	0- 0	3- 2	3- 1				
1- 11	0- 0	0- 0	AWAY	0- 1	1- 10	1- 8				
0- 0	0- 0	0- 0	NEUTRAL	0- 0	0- 0	0- 0				
1- 11	0- 0	0- 1	NON-CONFERENCE	0- 1	1- 9	1- 7				
1- 2	0- 0	0- 1	HOME	0- 0	1- 1	1- 1				
0- 9	0- 0	0- 0	AWAY	0- 1	0- 8	0- 6				
0- 0	0- 0	0- 0	NEUTRAL	0- 0	0- 0	0- 0				
3- 3	0- 0	0- 0	CONFERENCE	0- 0	3- 3	3- 2				
2- 1	0- 0	0- 0	HOME	0- 0	2- 1	2- 0				
1- 2	0- 0	0- 0	AWAY	0- 0	1- 2	1- 2				
0- 0	0- 0	0- 0	NEUTRAL	0- 0	0- 0	0- 0				

RPI S Opponent Score	RPI S Opponent Score	RPI S Opponent Score	RPI S Opponent Score
49 H Oregon St. 44 97	80 A El on 50 78	129 A Iowa St. 58 99	170 A Colorado St. 48 85
		198 H Norfolk St. 60 75	243 A Howard 54 69
		244 A East Carolina 61 73	249 H Campbell I 51 58
		262 A Presbyterian 60 69	278 A UNCW 63 89
		279 A Coastal Caro. 65 68	288 A Wofford 56 77
		291 H Morgan St. 60 57	303 A Delaware St. 74 67
		304 H Coppin St. 60 52	305 A USC Upstate 61 66
		310 A UMES 73 84	348 H Longwood 87 75
LAST 12 Division I GAMES:			
310 A UMES 73 84	305 A USC Upstate 61 66		
243 A Howard 54 69	249 H Campbell I 51 58		
291 H Morgan St. 60 57	80 A El on 50 78		
304 H Coppin St. 60 52	262 A Presbyterian 60 69		
198 H Norfolk St. 60 75	244 A East Carolina 61 73		
303 A Delaware St. 74 67	129 A Iowa St. 58 99		

Non-Div I Games: Johnson & Wales (NC) 8 51

N. C. Central



N  
C  
S  
t  
a  
t  
e

NC State					Through Games Of Jan. 25, 2018							
Average RPI	Win:	122	WON-LOST	WINNING	LAST 10	STRENGTH OF	OPP. STRENGTH	TEAM	ADJ.	CONF.	ADJ CONF.	
Average RPI	Loss:	21	RECORD	PCT. RANK	GAMES	SCHEDULE	OF SCHEDULE	RPI	RPI	RPI	RPI	
DIV. I ONLY			16- 5	39	7- 3	18	33	17	17	1	1	
DIV. I NON-CONF.			11- 2	23	4- 0	59	65	21	21	1	1	
-----												
TOTALS		RPI 1-25	RPI 26-50		W-L RECORDS		RPI 51-100	RPI 101-999	RPI 201+			
16- 5	0- 3		1- 2		OVERALL	6- 0		9- 0	2- 0			
10- 2	0- 1		1- 1		HOME	3- 0		6- 0	1- 0			
5- 2	0- 2		0- 0		AWAY	2- 0		3- 0	1- 0			
1- 1	0- 0		0- 1		NEUTRAL	1- 0		0- 0	0- 0			
11- 2	0- 1		0- 1		NON-CONFERENCE	3- 0		8- 0	2- 0			
8- 0	0- 0		0- 0		HOME	2- 0		6- 0	1- 0			
2- 1	0- 1		0- 0		AWAY	0- 0		2- 0	1- 0			
1- 1	0- 0		0- 1		NEUTRAL	1- 0		0- 0	0- 0			
5- 3	0- 2		1- 1		CONFERENCE	3- 0		1- 0	0- 0			
2- 2	0- 1		1- 1		HOME	1- 0		0- 0	0- 0			
3- 1	0- 1		0- 0		AWAY	2- 0		1- 0	0- 0			
0- 0	0- 0		0- 0		NEUTRAL	0- 0		0- 0	0- 0			
-----												
RPI 1-25		Team's RPI: 17	RPI 26-50				RPI 51-100				RPI 101+	
RPI	S	Opponent	Score	RPI	S	Opponent	Score	RPI	S	Opponent	Score	
5	H	Louisville	47 55	26	H	Syracuse	60 56	60	A	Virginia Tech	68 51	
14	A	Rutgers	53 57	32	H	Virginia	63 73	62	H	Georgia Tech	56 43	
19	A	Duke	56 69	35	N	South Dakota St.	67 75	80	H	Elon	70 57	
								84	N	Alabama	68 49	
								86	A	North Carolina	66 53	
								90	H	South Ala.	71 50	
-----												
LAST 12 Division I GAMES:												
106	A	Wake Forest	82 68	5	H	Louisville	47 55	106	A	Wake Forest	82 68	
86	A	North Carolina	66 53	60	A	Virginia Tech	68 51	107	H	Tulane	79 55	
26	H	Syracuse	60 56	130	A	Vanderbilt	83 72	121	H	Jacksonville	64 44	
62	H	Georgia Tech	56 43	80	H	Elon	70 57	130	A	Vanderbilt	83 72	
19	A	Duke	56 69	132	H	ETSU	70 58	132	H	ETSU	70 58	
32	H	Virginia	63 73	148	H	Georgetown	63 49	146	H	Davidson	73 49	

N  
C  
S  
t  
a  
t  
e

Non-Div I Games:

NC State

Average RPI Win:	289	WON-LOST	WINNING	LAST 10	STRENGTH OF	OPP. STRENGTH	TEAM	ADJ.	CONF.	ADJ CONF.
Average RPI Loss:	200	RECORD	PCT. RANK	GAMES	SCHEDULE	OF SCHEDULE	RPI	RPI	RPI	RPI
DIV. I ONLY	2- 17	334	2- 7	258	340	339	339	22	22	
DIV. I NON-CONF.	1- 13	336	1- 5	287	345	346	346	22	22	
-----										
TOTALS	RPI 1-25	RPI 26-50	W-L RECORDS	RPI 51-100	RPI 101-999	RPI 201+				
2- 17	0- 0	0- 2	OVERALL	0- 0	2- 15	2- 8				
2- 8	0- 0	0- 0	HOME	0- 0	2- 8	2- 6				
0- 9	0- 0	0- 2	AWAY	0- 0	0- 7	0- 2				
0- 0	0- 0	0- 0	NEUTRAL	0- 0	0- 0	0- 0				
1- 13	0- 0	0- 1	NON-CONFERENCE	0- 0	1- 12	1- 7				
1- 6	0- 0	0- 0	HOME	0- 0	1- 6	1- 5				
0- 7	0- 0	0- 1	AWAY	0- 0	0- 6	0- 2				
0- 0	0- 0	0- 0	NEUTRAL	0- 0	0- 0	0- 0				
1- 4	0- 0	0- 1	CONFERENCE	0- 0	1- 3	1- 1				
1- 2	0- 0	0- 0	HOME	0- 0	1- 2	1- 1				
0- 2	0- 0	0- 1	AWAY	0- 0	0- 1	0- 0				
0- 0	0- 0	0- 0	NEUTRAL	0- 0	0- 0	0- 0				

RPI 1-25				RPI 26-50				RPI 51-100				RPI 101+ Team's RPI: 339			
RPI	S	Opponent	Score	RPI	S	Opponent	Score	RPI	S	Opponent	Score	RPI	S	Opponent	Score
				35	A	South Dakota St.	48 92					103	A	Dartmouth	50 81
				39	A	FGCU	66 90					104	H	Penn	38 77
												121	H	Jacksonville	58 88
												176	A	Binghamton	36 67
												177	A	Lehigh	50 64
												179	A	Stetson	55 73
												189	A	Army West Point	49 79
												242	H	North Florida	75 65
												250	H	LIU Brooklyn	49 67
												264	H	Cornell	46 61
												267	H	Rider	64 79
												271	A	North Dakota St.	58 105
												289	H	Fairleigh Dickinson	70 74
												291	A	Morgan St.	43 55
												305	H	USC Upstate	57 95
												336	H	Long Beach St.	73 57
												338	H	Saint Peter's	52 59
-----															
LAST 12 Division I GAMES:															
				242	H	North Florida	75 65	104	H	Penn	38 77				
				121	H	Jacksonville	58 88	336	H	Long Beach St.	73 57				
				179	A	Stetson	55 73	267	H	Rider	64 79				
				39	A	FGCU	66 90	176	A	Binghamton	36 67				
				305	H	USC Upstate	57 95	177	A	Lehigh	50 64				
				264	H	Cornell	46 61	291	A	Morgan St.	43 55				

Non-Div I Games: St. Joseph's (Brkn)106 42

NJIT

Average RPI Win:	238	WON-LOST	WINNING	LAST 10	STRENGTH OF	OPP. STRENGTH	TEAM	ADJ.	CONF.	ADJ CONF.
Average RPI Loss:	114	RECORD	PCT. RANK	GAMES	SCHEDULE	OF SCHEDULE	RPI	RPI	RPI	RPI
DIV. I ONLY	15- 4	31	7- 3	259	223	89	89	15	15	
DIV. I NON-CONF.	9- 1	20	2- 1	295	297	76	76	18	18	
-----										
TOTALS	RPI 1-25	RPI 26-50	W-L RECORDS	RPI 51-100	RPI 101-999	RPI 201+				
15- 4	0- 0	0- 0	OVERALL	0- 2	15- 2	11- 0				
10- 0	0- 0	0- 0	HOME	0- 0	10- 0	8- 0				
5- 4	0- 0	0- 0	AWAY	0- 2	5- 2	3- 0				
0- 0	0- 0	0- 0	NEUTRAL	0- 0	0- 0	0- 0				
9- 1	0- 0	0- 0	NON-CONFERENCE	0- 1	9- 0	7- 0				
6- 0	0- 0	0- 0	HOME	0- 0	6- 0	5- 0				
3- 1	0- 0	0- 0	AWAY	0- 1	3- 0	2- 0				
0- 0	0- 0	0- 0	NEUTRAL	0- 0	0- 0	0- 0				
6- 3	0- 0	0- 0	CONFERENCE	0- 1	6- 2	4- 0				
4- 0	0- 0	0- 0	HOME	0- 0	4- 0	3- 0				
2- 3	0- 0	0- 0	AWAY	0- 1	2- 2	1- 0				
0- 0	0- 0	0- 0	NEUTRAL	0- 0	0- 0	0- 0				

Navy

Navy

RPI 1-25				RPI 26-50				RPI 51-100				RPI 101+			
RPI	S	Opponent	Score	RPI	S	Opponent	Score	RPI	S	Opponent	Score	RPI	S	Opponent	Score
								58	A	American	41 46	156	A	Bucknell I	39 47
								64	A	New Mexico	87 94	177	A	Lehigh	63 66
												185	A	Boston U.	64 59
												189	H	Army West Point	70 44
												198	H	Norfolk St.	70 51
												200	A	Marist	77 70
												222	H	Lafayette	65 59
												223	A	Holy Cross	65 58
												227	H	Loyola Maryland	73 44
												230	A	Richmond	76 56
												235	H	St. Bonaventure	86 48
												250	A	LIU Brooklyn	79 47
												267	H	Rider	63 44
												271	H	North Dakota St.	67 54
												273	H	Colgate	70 54
												287	H	Monmouth	73 49
												315	H	Air Force	71 64
-----															
LAST 12 Division I GAMES:															
156	A	Bucknell I	39 47	58	A	American	41 46								
185	A	Boston U.	64 59	177	A	Lehigh	63 66								
222	H	Lafayette	65 59	227	H	Loyola Maryland	73 44								
189	H	Army West Point	70 44	250	A	LIU Brooklyn	79 47								
223	A	Holy Cross	65 58	64	A	New Mexico	87 94								
273	H	Colgate	70 54	230	A	Richmond	76 56								

Non-Div I Games: Emory &amp; Henry 88 57

Navy

Average RPI	Win:	151	WON-LOST	WINNING	LAST 10	STRENGTH OF	OPP. STRENGTH	TEAM	ADJ.	CONF.	ADJ CONF.
Average RPI	Loss:	47	RECORD	PCT. RANK	GAMES	SCHEDULE	OF SCHEDULE	RPI	RPI	RPI	RPI
DIV. I ONLY		15- 6		64	7- 3	58	39	56	56	3	3
DIV. I NON-CONF.		9- 4		82	3- 1	191	81	119	119	4	4
-----											
TOTALS	RPI 1-25		RPI 26-50		W-L RECORDS		RPI 51-100		RPI 101-999		RPI 201+
15- 6	2- 3		2- 1		OVERALL		1- 1		10- 1		4- 0
7- 5	1- 2		1- 1		HOME		1- 1		4- 1		2- 0
7- 0	1- 0		1- 0		AWAY		0- 0		5- 0		1- 0
1- 1	0- 1		0- 0		NEUTRAL		0- 0		1- 0		1- 0
9- 4	0- 1		0- 1		NON-CONFERENCE		1- 1		8- 1		4- 0
5- 3	0- 0		0- 1		HOME		1- 1		4- 1		2- 0
3- 0	0- 0		0- 0		AWAY		0- 0		3- 0		1- 0
1- 1	0- 1		0- 0		NEUTRAL		0- 0		1- 0		1- 0
6- 2	2- 2		2- 0		CONFERENCE		0- 0		2- 0		0- 0
2- 2	1- 2		1- 0		HOME		0- 0		0- 0		0- 0
4- 0	1- 0		1- 0		AWAY		0- 0		2- 0		0- 0
0- 0	0- 0		0- 0		NEUTRAL		0- 0		0- 0		0- 0

RPI 1-25				RPI 26-50				RPI 51-100				Team's RPI: 56	RPI 101+			
RPI	S	Opponent	Score	RPI	S	Opponent	Score	RPI	S	Opponent	Score		RPI	S	Opponent	Score
7	H	Ohio St.	61 73	44	A	Minnesota	79 74	69	H	Washington St.	61 73		112	H	Clemson	66 67
14	A	Rutgers	52 42	46	H	Purdue	75 51	82	H	Arkansas	80 69		116	A	Drake	89 84
22	N	Buffalo	72 82	50	H	Creighton	49 64						123	A	Kansas	66 49
23	H	Michigan	64 69										152	H	SIUE	62 53
25	H	Iowa	74 65										164	A	Illinois	80 72

Average RPI	Win: 222	WON-LOST	WINNING	LAST 10	STRENGTH OF	OPP. STRENGTH	TEAM	ADJ.	CONF.	ADJ CONF.
Average RPI	Loss: 98	RECORD	PCT. RANK	GAMES	SCHEDULE	OF SCHEDULE	RPI	RPI	RPI	RPI
DIV. I ONLY	10- 8	134	5- 4	179	96	159	159	16	16	
DIV. I NON-CONF.	6- 4	122	3- 0	143	62	132	132	16	16	
-----										
TOTALS	RPI 1-25	RPI 26-50	W-L RECORDS	RPI 51-100	RPI 101-999	RPI 201+				
10- 8	0- 1	0- 3	OVERALL	0- 2	10- 2	7- 2				
7- 3	0- 1	0- 1	HOME	0- 0	7- 1	5- 1				
2- 4	0- 0	0- 1	AWAY	0- 2	2- 1	1- 1				
1- 1	0- 0	0- 1	NEUTRAL	0- 0	1- 0	1- 0				
6- 4	0- 1	0- 1	NON-CONFERENCE	0- 1	6- 1	5- 1				
4- 2	0- 1	0- 0	HOME	0- 0	4- 1	3- 1				
1- 1	0- 0	0- 0	AWAY	0- 1	1- 0	1- 0				
1- 1	0- 0	0- 1	NEUTRAL	0- 0	1- 0	1- 0				
4- 4	0- 0	0- 2	CONFERENCE	0- 1	4- 1	2- 1				
3- 1	0- 0	0- 1	HOME	0- 0	3- 0	2- 0				
1- 3	0- 0	0- 1	AWAY	0- 1	1- 1	0- 1				
0- 0	0- 0	0- 0	NEUTRAL	0- 0	0- 0	0- 0				

RPI 1-25				RPI 26-50				RPI 51-100				RPI 101+ Team's RPI: 159			
RPI	S	Opponent	Score	RPI	S	Opponent	Score	RPI	S	Opponent	Score	RPI	S	Opponent	Score
1	H	UConn	57 88	47	A	Wyomi ng	60 66	64	A	New Mexi co	68 72	137	H	Portland St.	67 55
				47	H	Wyomi ng	62 65	68	A	Utah	61 87	150	H	Fresno St.	90 73
				49	N	Oregon St.	49 89					186	A	Boi se St.	72 68
												207	H	Pepperdi ne	72 77
												209	A	Seattle U	74 65
												218	N	Montana St.	67 53
												219	H	SMU	80 72
												256	H	Santa Clara	52 41
												260	H	San Jose St.	91 63
												268	H	Sacramento St.	95 68
												302	A	Utah St.	57 79
												315	H	Ai r Force	70 60
LAST 12 Division I GAMES:															
47	H	Wyomi ng	62 65	64	A	New Mexi co	68 72	150	H	Fresno St.	90 73	256	H	Santa Clara	52 41
186	A	Boi se St.	72 68	150	H	Fresno St.	90 73	209	A	Seattle U	74 65	218	N	Montana St.	67 53
260	H	San Jose St.	91 63	256	H	Santa Clara	52 41	49	N	Oregon St.	49 89				
302	A	Utah St.	57 79												
315	H	Ai r Force	70 60												
47	A	Wyomi ng	60 66												

Non-Div I Games: Stanislaus St. 81 60

Nevada

Average RPI Win:

261

Average RPI Loss:

134

WON-LOST

RECORD

WINNING

PCT. RANK

LAST 10

GAMES

STRENGTH OF

SCHEDULE

OPP. STRENGTH

OF SCHEDULE

TEAM

RPI

ADJ.

RPI

CONF.

RPI

ADJ CONF.

RPI

DIV. I ONLY  
DIV. I NON-CONF.

13- 6

73

7- 3

324

218

161

161

20

20

8- 4

87

3- 2

333

190

177

177

23

23

TOTALS

RPI 1-25

RPI 26-50

W-L RECORDS

RPI 51-100

RPI 101-999

RPI 201+

13- 6

0- 0

0- 0

OVERALL

0- 2

13- 4

10- 1

6- 1

0- 0

0- 0

HOME

0- 1

6- 0

4- 0

6- 4

0- 0

0- 0

AWAY

0- 1

6- 3

5- 0

1- 1

0- 0

0- 0

NEUTRAL

0- 0

1- 1

1- 1

8- 4

0- 0

0- 0

NON-CONFERENCE

0- 0

8- 4

6- 1

4- 0

0- 0

0- 0

HOME

0- 0

4- 0

2- 0

3- 3

0- 0

0- 0

AWAY

0- 0

3- 3

3- 0

1- 1

0- 0

0- 0

NEUTRAL

0- 0

1- 1

1- 1

5- 2

0- 0

0- 0

CONFERENCE

0- 2

5- 0

4- 0

2- 1

0- 0

0- 0

HOME

0- 1

2- 0

2- 0

3- 1

0- 0

0- 0

AWAY

0- 1

3- 0

2- 0

0- 0

0- 0

0- 0

NEUTRAL

0- 0

0- 0

0- 0

RPI 1-25

RPI 26-50

RPI 51-100

RPI 101+

Team's RPI: 161

RPI S Opponent Score

RPI S Opponent Score

RPI S Opponent Score

RPI S Opponent Score

70 A Albany (NY)

53 66

103 A Dartmouth 49 57

75 H Maine

46 56

160 A Xavier 66 71

176 A Binghamton 63 61

183 A Boston College 55 64

185 H Boston U. 72 57

193 H Northeastern 65 50

213 N La Salle 51 59

233 H Manhattan 68 55

234 A Stony Brook 51 50

258 A Sacred Heart 74 47

264 H Cornell 48 45

277 N Fairfield 71 61

280 A Bryant 74 65

294 A Vermont 52 49

316 A Wagner 65 53

328 H UMBC 56 51

349 H UMass Lowell 66 45

LAST 12 Division I GAMES:

75	H	Maine	46	56	328	H	UMBC	56	51
234	A	Stony Brook	51	50	264	H	Cornell	48	45
294	A	Vermont	52	49	258	A	Sacred Heart	74	47
349	H	UMass Lowell	66	45	183	A	Boston College	55	64
176	A	Binghamton	63	61	233	H	Manhattan	68	55
70	A	Albany (NY)	53	66	103	A	Dartmouth	49	57

Average RPI Win:	167	WON-LOST	WINNING	LAST 10	STRENGTH OF	OPP. STRENGTH	TEAM	ADJ.	CONF.	ADJ CONF.
Average RPI Loss:	137	RECORD	PCT. RANK	GAMES	SCHEDULE	OF SCHEDULE	RPI	RPI	RPI	RPI
DIV. I ONLY	15- 5	48	5- 5	118	119	64	64	16	16	
DIV. I NON-CONF.	11- 1	13	3- 1	57	117	12	12	16	16	
-----										
TOTALS	RPI 1-25	RPI 26-50	W-L RECORDS	RPI 51-100	RPI 101-999	RPI 201+				
15- 5	1- 0	0- 2	OVERALL	2- 0	12- 3	4- 2				
12- 1	1- 0	0- 0	HOME	2- 0	9- 1	2- 0				
3- 4	0- 0	0- 2	AWAY	0- 0	3- 2	2- 2				
0- 0	0- 0	0- 0	NEUTRAL	0- 0	0- 0	0- 0				
11- 1	1- 0	0- 1	NON-CONFERENCE	2- 0	8- 0	3- 0				
9- 0	1- 0	0- 0	HOME	2- 0	6- 0	2- 0				
2- 1	0- 0	0- 1	AWAY	0- 0	2- 0	1- 0				
0- 0	0- 0	0- 0	NEUTRAL	0- 0	0- 0	0- 0				
4- 4	0- 0	0- 1	CONFERENCE	0- 0	4- 3	1- 2				
3- 1	0- 0	0- 0	HOME	0- 0	3- 1	0- 0				
1- 3	0- 0	0- 1	AWAY	0- 0	1- 2	1- 2				
0- 0	0- 0	0- 0	NEUTRAL	0- 0	0- 0	0- 0				

RPI 1-25				RPI 26-50				RPI 51-100				RPI 101+			
RPI	S	Opponent	Score	RPI	S	Opponent	Score	RPI	S	Opponent	Score	RPI	S	Opponent	Score
20	H	Marquette	88 87	36	A	Oklahoma	63 105	89	H	Navy	94 87	114	H	UNLV	66 68
				47	A	Wyoming	55 66	93	H	Western Mich.	88 76	128	A	UTEP	59 35
												138	H	Lamar University	90 58
												150	H	Fresno St.	88 75
												151	H	Wichita St.	76 62
												159	H	Nevada	72 68
												164	H	Illinois	97 68
												186	H	Boise St.	100 83
												190	H	UC Irvine	83 61
												228	A	San Diego St.	89 97
												231	H	Texas Tech	90 56
												247	A	New Mexico St.	101 93
												247	H	New Mexico St.	86 75
												260	A	San Jose St.	86 95
												315	A	Air Force	88 59
-----															
LAST 12 Division I GAMES:															
228	A	San Diego St.	89 97	159	H	Nevada	72 68								
114	H	UNLV	66 68	315	A	Air Force	88 59								
150	H	Fresno St.	88 75	138	H	Lamar University	90 58								
47	A	Wyoming	55 66	36	A	Oklahoma	63 105								
260	A	San Jose St.	86 95	89	H	Navy	94 87								
186	H	Boise St.	100 83	231	H	Texas Tech	90 56								

Non-Div I Games: Northern N.M. 107 66

New Mexico

Loss, 
Non-Conf, S Site, 
H Home
A Away 
N Neutral

Average RPI Win:	264	WON-LOST	WINNING	LAST 10	STRENGTH OF	OPP. STRENGTH	TEAM	ADJ.	CONF.	ADJ CONF.
Average RPI Loss:	161	RECORD	PCT. RANK	GAMES	SCHEDULE	OF SCHEDULE	RPI	RPI	RPI	RPI
DIV. I ONLY	8- 9	199	6- 3	283	269	247	247	30	30	
DIV. I NON-CONF.	4- 8	239	3- 3	238	212	260	260	30	30	
-----										
TOTALS	RPI 1-25	RPI 26-50	W-L RECORDS	RPI 51-100	RPI 101-999	RPI 201+				
8- 9	0- 0	0- 0	OVERALL	0- 4	8- 5	7- 4				
5- 3	0- 0	0- 0	HOME	0- 2	5- 1	4- 1				
3- 3	0- 0	0- 0	AWAY	0- 1	3- 2	3- 2				
0- 3	0- 0	0- 0	NEUTRAL	0- 1	0- 2	0- 1				
4- 8	0- 0	0- 0	NON-CONFERENCE	0- 4	4- 4	3- 3				
2- 3	0- 0	0- 0	HOME	0- 2	2- 1	1- 1				
2- 2	0- 0	0- 0	AWAY	0- 1	2- 1	2- 1				
0- 3	0- 0	0- 0	NEUTRAL	0- 1	0- 2	0- 1				
4- 1	0- 0	0- 0	CONFERENCE	0- 0	4- 1	4- 1				
3- 0	0- 0	0- 0	HOME	0- 0	3- 0	3- 0				
1- 1	0- 0	0- 0	AWAY	0- 0	1- 1	1- 1				
0- 0	0- 0	0- 0	NEUTRAL	0- 0	0- 0	0- 0				

RPI 1-25				RPI 26-50				RPI 51-100				RPI 101+ Team's RPI: 247			
RPI	S	Opponent	Score	RPI	S	Opponent	Score	RPI	S	Opponent	Score	RPI	S	Opponent	Score
								64	A	New Mexico	75 86	128	H	UTEP	76 68
								64	H	New Mexico	93 101	193	N	Northeastern	64 65
								82	N	Arkansas	60 69	207	A	Pepperdine	86 64
								93	H	Western Mich.	55 64	208	H	UC Santa Barbara	47 77
												209	A	Seattle U	59 69
												257	N	Texas Southern	50 66
												261	H	CSU Bakersfield	56 48
												266	H	A&M-Corpus Christi	70 61
												275	H	Grand Canyon	64 60
												282	A	Arizona	44 83
												300	A	Utah Valley	82 72
												336	A	Long Beach St.	72 63
												341	H	Chicago St.	74 59
-----															
LAST 12 Division I GAMES:															
								300	A	Utah Valley	82 72	336	A	Long Beach St.	72 63
								209	A	Seattle U	59 69	193	N	Northeastern	64 65
								261	H	CSU Bakersfield	56 48	207	A	Pepperdine	86 64
								275	H	Grand Canyon	64 60	282	A	Arizona	44 83
								341	H	Chicago St.	74 59	128	H	UTEP	76 68
								208	H	UC Santa Barbara	47 77	64	H	New Mexico	93 101

Non-Div I Games: Tex. Permian Basin 85 58 Western N.M. 89 60

New Mexico St.

■ Loss, 
 ■ Non-Conf, 
 ■ S Site, 
 ■ Home 
 ■ A Away 
 N Neutral



Average RPI Win:	266	WON-LOST	WINNING	LAST 10	STRENGTH OF	OPP. STRENGTH	TEAM	ADJ.	CONF.	ADJ CONF.
Average RPI Loss:	110	RECORD	PCT. RANK	GAMES	SCHEDULE	OF SCHEDULE	RPI	RPI	RPI	RPI
DIV. I ONLY	9- 10	193	7- 3	162	233	192	192	26	26	
DIV. I NON-CONF.	3- 7	254	2- 0	67	129	193	193	25	25	
-----										
TOTALS	RPI 1-25	RPI 26-50	W-L RECORDS	RPI 51-100	RPI 101-999	RPI 201+				
9- 10	0- 1	0- 1	OVERALL	1- 2	8- 6	8- 1				
6- 3	0- 0	0- 1	HOME	0- 0	6- 2	6- 0				
3- 7	0- 0	0- 0	AWAY	1- 0	2- 1	2- 0				
0- 0	0- 0	0- 0	NEUTRAL	0- 0	0- 0	0- 0				
3- 7	0- 1	0- 1	NON-CONFERENCE	0- 2	3- 3	3- 0				
2- 2	0- 0	0- 1	HOME	0- 0	2- 1	2- 0				
1- 5	0- 1	0- 0	AWAY	0- 2	1- 2	1- 0				
0- 0	0- 0	0- 0	NEUTRAL	0- 0	0- 0	0- 0				
6- 3	0- 0	0- 0	CONFERENCE	1- 0	5- 3	5- 1				
4- 1	0- 0	0- 0	HOME	0- 0	4- 1	4- 0				
2- 2	0- 0	0- 0	AWAY	1- 0	1- 2	1- 1				
0- 0	0- 0	0- 0	NEUTRAL	0- 0	0- 0	0- 0				

RPI 1-25				RPI 26-50				RPI 51-100				RPI 101+ Team's RPI: 192			
RPI	S	Opponent	Score	RPI	S	Opponent	Score	RPI	S	Opponent	Score	RPI	S	Opponent	Score
12	A	Missouri	45 81	45	H	Houston	66 78	67	A	Miami (FL)	46 76	107	A	Tulane	56 79
								90	A	South Ala.	45 67	113	H	SFA	67 74
								96	A	Central Ark.	52 48	133	A	Louisiana	57 66
												138	A	Lamar University	77 100
												171	H	Jacksonville St.	54 59
												215	H	CSUN	76 73
												220	A	Abilene Christian	70 80
												257	H	Texas Southern	72 69
												266	H	A&M-Corpus Christi	66 49
												292	A	McNeese	77 64
												296	H	Incarinate Word	52 50
												320	H	Northwestern St.	81 63
												323	H	Houston Baptist	70 52
												333	A	La.-Monroe	89 51
-----															
LAST 12 Division I GAMES:															
320	H	Northwestern St.	81 63	138	A	Lamar University	77 100								
296	H	Incarinate Word	52 50	323	H	Houston Baptist	70 52								
96	A	Central Ark.	52 48	220	A	Abilene Christian	70 80								
266	H	A&M-Corpus Christi	66 49	257	H	Texas Southern	72 69								
113	H	SFA	67 74	333	A	La.-Monroe	89 51								
292	A	McNeese	77 64	107	A	Tulane	56 79								

Non-Div I Games: Xavier (LA) 85 50

New Orleans

■ Loss, 
 ■ Non-Conf, 
 ■ S Site, 
 ■ Home 
 ■ Away 
 N Neutral

Average RPI Win:	226	WON-LOST	WINNING	LAST 10	STRENGTH OF	OPP. STRENGTH	TEAM	ADJ.	CONF.	ADJ CONF.
Average RPI Loss:	147	RECORD	PCT. RANK	GAMES	SCHEDULE	OF SCHEDULE	RPI	RPI	RPI	RPI
DIV. I ONLY	8- 11	221	7- 3	173	199	206	206	27	27	
DIV. I NON-CONF.	3- 8	268	2- 2	66	128	203	203	26	26	
-----										
TOTALS	RPI 1-25	RPI 26-50	W-L RECORDS	RPI 51-100	RPI 101-999	RPI 201+				
8- 11	1- 1	0- 1	OVERALL	0- 1	7- 8	6- 3				
4- 3	1- 0	0- 1	HOME	0- 0	3- 2	3- 0				
3- 7	0- 1	0- 0	AWAY	0- 1	3- 5	3- 3				
1- 1	0- 0	0- 0	NEUTRAL	0- 0	1- 1	0- 0				
3- 8	1- 1	0- 1	NON-CONFERENCE	0- 0	2- 6	1- 1				
1- 3	1- 0	0- 1	HOME	0- 0	0- 2	0- 0				
1- 4	0- 1	0- 0	AWAY	0- 0	1- 3	1- 1				
1- 1	0- 0	0- 0	NEUTRAL	0- 0	1- 1	0- 0				
5- 3	0- 0	0- 0	CONFERENCE	0- 1	5- 2	5- 2				
3- 0	0- 0	0- 0	HOME	0- 0	3- 0	3- 0				
2- 3	0- 0	0- 0	AWAY	0- 1	2- 2	2- 2				
0- 0	0- 0	0- 0	NEUTRAL	0- 0	0- 0	0- 0				

RPI 1-25				RPI 26-50				RPI 51-100				RPI 101+ Team's RPI: 206			
RPI	S	Opponent	Score	RPI	S	Opponent	Score	RPI	S	Opponent	Score	RPI	S	Opponent	Score
22	H	Buffalo	75 62	43	H	Drexel	65 66	55	A	Quinnipiac	61 77	119	H	Cleveland St.	61 70
24	A	Maryland	65 92									133	N	Louisiana	52 68
												135	A	Hartford	65 83
												157	A	Oakland	59 67
												169	H	Saint Joseph's	69 93
												196	N	Louisiana Tech	73 67
												203	A	Siena	73 68
												203	H	Siena	65 50
												233	H	Manhattan	65 64
												235	A	St. Bonaventure	58 76
												267	A	Rider	58 65
												273	A	Colgate	81 44
												277	A	Fairfield	53 59
												338	A	Saint Peter's	87 52
												342	H	Iona	73 59
-----															
LAST 12 Division I GAMES:															
338	A	Saint Peter's	87 52	277	A	Fairfield	53 59								
267	A	Rider	58 65	342	H	Iona	73 59								
203	H	Siena	65 50	273	A	Colgate	81 44								
233	H	Manhattan	65 64	22	H	Buffalo	75 62								
203	A	Siena	73 68	43	H	Drexel	65 66								
55	A	Quinnipiac	61 77	135	A	Hartford	65 83								

Non-Div I Games:

Niagara

Average RPI Win:	315	WON-LOST	WINNING	LAST 10	STRENGTH OF	OPP. STRENGTH	TEAM	ADJ.	CONF.	ADJ CONF.
Average RPI Loss:	150	RECORD	PCT. RANK	GAMES	SCHEDULE	OF SCHEDULE	RPI	RPI	RPI	RPI
DIV. I ONLY	5- 11	275	3- 7	262	316	259	259	26	26	
DIV. I NON-CONF.	2- 6	280	2- 2	141	288	234	234	25	25	
-----										
TOTALS	RPI 1-25	RPI 26-50	W-L RECORDS	RPI 51-100	RPI 101-999	RPI 201+				
5- 11	0- 1	0- 1	OVERALL	0- 1	5- 8	5- 4				
0- 5	0- 1	0- 0	HOME	0- 1	0- 3	0- 0				
5- 5	0- 0	0- 1	AWAY	0- 0	5- 4	5- 3				
0- 1	0- 0	0- 0	NEUTRAL	0- 0	0- 1	0- 1				
2- 6	0- 1	0- 1	NON-CONFERENCE	0- 0	2- 4	2- 2				
0- 2	0- 1	0- 0	HOME	0- 0	0- 1	0- 0				
2- 3	0- 0	0- 1	AWAY	0- 0	2- 2	2- 1				
0- 1	0- 0	0- 0	NEUTRAL	0- 0	0- 1	0- 1				
3- 5	0- 0	0- 0	CONFERENCE	0- 1	3- 4	3- 2				
0- 3	0- 0	0- 0	HOME	0- 1	0- 2	0- 0				
3- 2	0- 0	0- 0	AWAY	0- 0	3- 2	3- 2				
0- 0	0- 0	0- 0	NEUTRAL	0- 0	0- 0	0- 0				

RPI 1-25				RPI 26-50				RPI 51-100				RPI 101+				Team's RPI: 259
RPI	S	Opponent	Score	RPI	S	Opponent	Score	RPI	S	Opponent	Score	RPI	S	Opponent	Score	
10	H	Baylor	43 85	41	A	LSU	50 65	96	H	Central Ark.	48 69	113	H	SFA	73 86	
												121	H	Jacksonville	61 69	
												129	A	Iowa St.	47 75	
												138	H	Lamar University	61 76	
												216	N	Bradley	65 75	
												219	A	SMU	61 68	
												266	A	A&M-Corpus Christi	55 76	
												292	A	McNeese	61 54	
												293	A	Jackson St.	90 64	
												296	A	Incarinate Word	62 64	
												320	A	Northwestern St.	79 63	
												323	A	Houston Baptist	73 61	
												347	A	Mississippi Val.	62 57	
-----																
LAST 12 Division I GAMES:																
138	H	Lamar University	61 76	296	A	Incarinate Word	62 64									
266	A	A&M-Corpus Christi	55 76	320	A	Northwestern St.	79 63									
96	H	Central Ark.	48 69	129	A	Iowa St.	47 75									
292	A	McNeese	61 54	10	H	Baylor	43 85									
323	A	Houston Baptist	73 61	347	A	Mississippi Val.	62 57									
113	H	SFA	73 86	293	A	Jackson St.	90 64									

Non-Div I Games: Spring Hill 78 70 Evangel 72 55 Southern-N. O. 83 45

Nicholls St.

Average RPI Win: 285

Average RPI Loss: 161

WON-LOST  
RECORDWINNING  
PCT. RANKLAST 10  
GAMESSTRENGTH OF  
SCHEDULEOPP. STRENGTH  
OF SCHEDULETEAM  
RPIADJ.  
RPICONF.  
RPIADJ CONF.  
RPI

DIV. I ONLY	11- 5	70	9- 1	333	344	198	198	31	31
DIV. I NON-CONF.	7- 5	132	6- 2	267	333	190	190	31	31
<hr/>									
TOTALS	RPI 1-25	RPI 26-50	W-L RECORDS	RPI 51-100	RPI 101-999	RPI 201+			
11- 5	0- 0	0- 0	OVERALL	0- 1	11- 4	10- 2			
3- 2	0- 0	0- 0	HOME	0- 0	3- 2	3- 1			
7- 2	0- 0	0- 0	AWAY	0- 1	7- 1	6- 1			
1- 1	0- 0	0- 0	NEUTRAL	0- 0	1- 1	1- 0			
7- 5	0- 0	0- 0	NON-CONFERENCE	0- 1	7- 4	6- 2			
2- 2	0- 0	0- 0	HOME	0- 0	2- 2	2- 1			
4- 2	0- 0	0- 0	AWAY	0- 1	4- 1	3- 1			
1- 1	0- 0	0- 0	NEUTRAL	0- 0	1- 1	1- 0			
4- 0	0- 0	0- 0	CONFERENCE	0- 0	4- 0	4- 0			
1- 0	0- 0	0- 0	HOME	0- 0	1- 0	1- 0			
3- 0	0- 0	0- 0	AWAY	0- 0	3- 0	3- 0			
0- 0	0- 0	0- 0	NEUTRAL	0- 0	0- 0	0- 0			

RPI 1-25				RPI 26-50				RPI 51-100				RPI 101+ Team's RPI: 198					
RPI	S	Opponent	Score	RPI	S	Opponent	Score	RPI	S	Opponent	Score	RPI	S	Opponent	Score		
								89	A	Navy	51	70	117	H	High Point	56	59
												126	N	Bowling Green	50	59	
												145	A	William & Mary	80	74	
												227	H	Loyola Maryland	58	61	
												236	H	UNCG	64	63	
												244	A	East Carolina	46	51	
												249	A	Campbell	53	27	
												270	H	Towson	86	76	
												272	N	St. Francis Brooklyn	52	51	
												304	H	Coppin St.	71	57	
												309	A	VCU	66	52	
												324	A	South Carolina St.	71	67	
												334	A	N.C. Central	75	60	
												345	A	Savannah St.	78	58	
												348	A	Longwood	64	45	
LAST 12 Division I GAMES:																	
				345	A	Savannah St.	78	58	249	A	Campbell	53	27				
				324	A	South Carolina St.	71	67	236	H	UNCG	64	63				
				334	A	N.C. Central	75	60	270	H	Towson	86	76				
				304	H	Coppin St.	71	57	244	A	East Carolina	46	51				
				348	A	Longwood	64	45	117	H	High Point	56	59				
				145	A	William & Mary	80	74	272	N	St. Francis Brooklyn	52	51				

Non-Div I Games:

Norfolk St.

■ Loss, 
 ■ Non-Conf, S Site, 
 ■ Home 
 ■ Away 
 N Neutral

Average RPI Win:	163	WON-LOST	WINNING	LAST 10	STRENGTH OF	OPP. STRENGTH	TEAM	ADJ.	CONF.	ADJ CONF.
Average RPI Loss:	84	RECORD	PCT. RANK	GAMES	SCHEDULE	OF SCHEDULE	RPI	RPI	RPI	RPI
DIV. I ONLY	14- 7	78	5- 5	61	89	86	86	1	1	
DIV. I NON-CONF.	10- 3	51	3- 1	106	261	102	102	1	1	
-----										
TOTALS	RPI 1-25	RPI 26-50	W-L RECORDS	RPI 51-100	RPI 101-999	RPI 201+				
14- 7	1- 2	1- 1	OVERALL	0- 2	12- 2	5- 0				
11- 4	1- 1	1- 0	HOME	0- 2	9- 1	4- 0				
1- 3	0- 1	0- 1	AWAY	0- 0	1- 1	0- 0				
2- 0	0- 0	0- 0	NEUTRAL	0- 0	2- 0	1- 0				
10- 3	0- 0	1- 0	NON-CONFERENCE	0- 2	9- 1	5- 0				
8- 3	0- 0	1- 0	HOME	0- 2	7- 1	4- 0				
0- 0	0- 0	0- 0	AWAY	0- 0	0- 0	0- 0				
2- 0	0- 0	0- 0	NEUTRAL	0- 0	2- 0	1- 0				
4- 4	1- 2	0- 1	CONFERENCE	0- 0	3- 1	0- 0				
3- 1	1- 1	0- 0	HOME	0- 0	2- 0	0- 0				
1- 3	0- 1	0- 1	AWAY	0- 0	1- 1	0- 0				
0- 0	0- 0	0- 0	NEUTRAL	0- 0	0- 0	0- 0				

RPI 1-25				RPI 26-50				RPI 51-100				Team's RPI : 86				RPI 101+			
RPI	S	Opponent	Score	RPI	S	Opponent	Score	RPI	S	Opponent	Score	RPI	S	Opponent	Score	RPI	S	Opponent	Score
4	A	Florida St.	65 103	32	A	Vi rgi ni a	70 82	72	H	Mercer	86 97	106	A	Wake Forest	79 76				
17	H	NC State	53 66	44	H	Mi nnesota	88 83	90	H	South Ala.	84 85	112	H	Cl emson	59 52				
19	H	Duke	92 86									134	N	Washi ngton	90 78				
												135	H	Hartford	90 70				
												136	H	Col orado	87 80				
												147	H	Pi ttsburgh	68 67				
												165	H	Furman	84 56				
												183	A	Boston Col lege	64 77				
												187	H	Hampton	66 70				
												204	H	Radford	79 46				
												255	N	Grambl ing	79 63				
												262	H	Presbyteri an	91 56				
												278	H	UNCW	86 60				
												283	H	Appal achi an St.	56 43				
-----																			
LAST 12 Di vi si on I GAMES:																			
32	A	Vi rgi ni a	70 82	183	A	Boston Col lege	64 77												
19	H	Duke	92 86	4	A	Fl ori da St.	65 103												
17	H	NC State	53 66	72	H	Mercer	86 97												
106	A	Wake Forest	79 76	255	N	Grambl ing	79 63												
112	H	Cl emson	59 52	134	N	Washi ngton	90 78												
147	H	Pi ttsburgh	68 67	165	H	Furman	84 56												

Non-Div I Games:

North Carolina

Loss, 
Non-Conf, 
S Site, 
H Home
A Away
N Neutral

Average RPI Win: 211		WON-LOST RECORD	WINNING PCT. RANK	LAST 10 GAMES	STRENGTH OF SCHEDULE	OPP. STRENGTH OF SCHEDULE	TEAM RPI	ADJ. RPI	CONF. RPI	ADJ. CONF. RPI
Average RPI Loss: 120										
DIV. I ONLY		8- 9	199	3- 6	72	224	131	131	19	19
DIV. I NON-CONF.		5- 4	146	1- 1	75	197	77	77	14	14
TOTALS		RPI 1-25	RPI 26-50	W-L RECORDS	RPI 51-100	RPI 101-999	RPI 201+			
8- 9	0- 1		0- 2	OVERALL	1- 1	7- 5	5- 2			
6- 1	0- 0		0- 0	HOME	1- 0	5- 1	4- 1			
1- 8	0- 1		0- 2	AWAY	0- 1	1- 4	1- 1			
1- 0	0- 0		0- 0	NEUTRAL	0- 0	1- 0	0- 0			
5- 4	0- 1		0- 2	NON-CONFERENCE	0- 1	5- 0	3- 0			
3- 0	0- 0		0- 0	HOME	0- 0	3- 0	2- 0			
1- 4	0- 1		0- 2	AWAY	0- 1	1- 0	1- 0			
1- 0	0- 0		0- 0	NEUTRAL	0- 0	1- 0	0- 0			
3- 5	0- 0		0- 0	CONFERENCE	1- 0	2- 5	2- 2			
3- 1	0- 0		0- 0	HOME	1- 0	2- 1	2- 1			
0- 4	0- 0		0- 0	AWAY	0- 0	0- 4	0- 1			
0- 0	0- 0		0- 0	NEUTRAL	0- 0	0- 0	0- 0			

RPI 1-25					
RPI	S	Opponent	Score		
10	A	Baylor	43	105	
RPI 26-50					
RPI	S	Opponent	Score		
35	A	South Dakota St.	52	66	
49	A	Oregon St.	55	65	
RPI 51-100					
RPI	S	Opponent	Score		
53	H	Northern Colo.	78	70	
83	A	South Dakota	71	76	
RPI 101+					
RPI	S	Opponent	Score		
138	N	Lamar University	73	70	
141	A	Weber St.	69	80	
142	A	Idaho St.	46	57	
174	A	Idaho	75	80	
188	H	UNI	80	72	
212	A	Eastern Wash.	70	74	
212	H	Eastern Wash.	81	79	
218	H	Montana St.	79	70	
237	H	Montana	43	54	
271	H	North Dakota St.	79	68	
297	H	Massachusetts	82	52	
312	A	UTSA	60	47	
Team's RPI: 131					
LAST 12 Division I GAMES:					
212	H	Eastern Wash.	81	79	
53	H	Northern Colo.	78	70	
141	A	Weber St.	69	80	
142	A	Idaho St.	46	57	
218	H	Montana St.	79	70	
237	H	Montana	43	54	
212	A	Eastern Wash.	70	74	
174	A	Idaho	75	80	
83	A	South Dakota	71	76	
271	H	North Dakota St.	79	68	
10	A	Baylor	43	105	
188	H	UNI	80	72	

Non-Div I Games:	Mayville St.	82	54	Southwest Minn. St.	85	62
------------------	--------------	----	----	---------------------	----	----

North Dakota

■ Loss, ■ Non-Conf, S Site, H Home A Away N Neutral

Average RPI Win:	309	WON-LOST	WINNING	LAST 10	STRENGTH OF	OPP. STRENGTH	TEAM	ADJ.	CONF.	ADJ CONF.
Average RPI Loss:	148	RECORD	PCT. RANK	GAMES	SCHEDULE	OF SCHEDULE	RPI	RPI	RPI	RPI
DIV. I ONLY	5- 12	281	2- 7	227	257	271	271	14	14	
DIV. I NON-CONF.	4- 7	226	1- 4	273	308	270	270	15	15	
<hr/>										
TOTALS	RPI 1-25	RPI 26-50	W-L RECORDS	RPI 51-100	RPI 101-999	RPI 201+				
5- 12	0- 0	0- 1	OVERALL	0- 4	5- 7	5- 2				
3- 3	0- 0	0- 0	HOME	0- 1	3- 2	3- 1				
1- 8	0- 0	0- 1	AWAY	0- 2	1- 5	1- 1				
1- 1	0- 0	0- 0	NEUTRAL	0- 1	1- 0	1- 0				
4- 7	0- 0	0- 0	NON-CONFERENCE	0- 3	4- 4	4- 1				
2- 2	0- 0	0- 0	HOME	0- 0	2- 2	2- 1				
1- 4	0- 0	0- 0	AWAY	0- 2	1- 2	1- 0				
1- 1	0- 0	0- 0	NEUTRAL	0- 1	1- 0	1- 0				
1- 5	0- 0	0- 1	CONFERENCE	0- 1	1- 3	1- 1				
1- 1	0- 0	0- 0	HOME	0- 1	1- 0	1- 0				
0- 4	0- 0	0- 1	AWAY	0- 0	0- 3	0- 1				
0- 0	0- 0	0- 0	NEUTRAL	0- 0	0- 0	0- 0				

RPI 1-25				RPI 26-50				RPI 51-100				RPI 101+				Team's RPI: 271
RPI	S	Opponent	Score	RPI	S	Opponent	Score	RPI	S	Opponent	Score	RPI	S	Opponent	Score	
				35	A	South Dakota St.	63 83	83	H	South Dakota	67 82	131	A	North Dakota	68 79	
								89	A	Navy	54 67	136	A	Colorado	59 108	
								95	A	Milwaukee	38 74	172	H	Cal Poly	69 73	
								96	N	Central Ark.	45 68	180	A	Oral Roberts	48 71	
												201	A	Denver	79 98	
												239	A	Omaha	67 80	
												274	A	FIU	71 68	
												297	H	Massachusetts	82 70	
												306	H	Fort Wayne	72 56	
												318	H	UTRGV	79 82	
												328	N	UMBC	67 53	
												339	H	NJIT	105 58	
<hr/>																
LAST 12 Division I GAMES:																
				239	A	Omaha	67 80	96	N	Central Ark.	45 68					
				306	H	Fort Wayne	72 56	274	A	FIU	71 68					
				201	A	Denver	79 98	172	H	Cal Poly	69 73					
				180	A	Oral Roberts	48 71	131	A	North Dakota	68 79					
				35	A	South Dakota St.	63 83	318	H	UTRGV	79 82					
				83	H	South Dakota	67 82	95	A	Milwaukee	38 74					

Non-Div I Games: Valley City St. 67 58 Mayville St. 87 43 Dakota St. 97 42

North Dakota St.

Average RPI Win: **265**  
 Average RPI Loss: **165**

WON-LOST  
RECORD

WINNING  
PCT. RANK

LAST 10  
GAMES

STRENGTH OF  
SCHEDULE

OPP. STRENGTH  
OF SCHEDULE

TEAM  
RPI

ADJ.  
RPI

CONF.  
RPI

ADJ CONF.  
RPI

DIV. I ONLY	6- 11	255	3- 6	209	230	242	242	22	22
DIV. I NON-CONF.	4- 8	239	2- 4	87	237	174	174	22	22
-----									
TOTALS	RPI 1-25	RPI 26-50	W-L RECORDS	RPI 51-100	RPI 101-999	RPI 201+			
6- 11	0- 3	0- 1	OVERALL	0- 0	6- 7	6- 5			
3- 3	0- 0	0- 0	HOME	0- 0	3- 3	3- 2			
3- 7	0- 3	0- 1	AWAY	0- 0	3- 3	3- 2			
0- 1	0- 0	0- 0	NEUTRAL	0- 0	0- 1	0- 1			
4- 8	0- 3	0- 1	NON-CONFERENCE	0- 0	4- 4	4- 3			
2- 1	0- 0	0- 0	HOME	0- 0	2- 1	2- 1			
2- 6	0- 3	0- 1	AWAY	0- 0	2- 2	2- 1			
0- 1	0- 0	0- 0	NEUTRAL	0- 0	0- 1	0- 1			
2- 3	0- 0	0- 0	CONFERENCE	0- 0	2- 3	2- 2			
1- 2	0- 0	0- 0	HOME	0- 0	1- 2	1- 1			
1- 1	0- 0	0- 0	AWAY	0- 0	1- 1	1- 1			
0- 0	0- 0	0- 0	NEUTRAL	0- 0	0- 0	0- 0			

RPI 1-25				RPI 26-50				RPI 51-100				RPI 101+ Team's RPI: 242			
RPI	S	Opponent	Score	RPI	S	Opponent	Score	RPI	S	Opponent	Score	RPI	S	Opponent	Score
4	A	Florida St.	51 <b>109</b>	34	A	West Virginia	59 <b>87</b>					121	H	Jacksonville	48 <b>66</b>
16	A	Georgia	37 <b>75</b>									198	A	Fla. Atlantic	75 <b>83</b>
23	A	Michigan	34 <b>79</b>									202	H	Bethune-Cookman	70 63
												225	A	Morehead St.	61 56
												252	H	Lipscomb	69 <b>73</b>
												253	H	Kennesaw St.	77 72
												254	H	Col. of Charleston	69 <b>73</b>
												269	H	Northern Ky.	58 50
												287	N	Monmouth	57 <b>67</b>
												288	A	Wofford	57 <b>69</b>
												305	A	USC Upstate	65 61
												335	A	Florida A&M	77 68
												339	A	NJIT	65 <b>75</b>
-----															
LAST 12 Division I GAMES:															
339	A	NJIT	65 <b>75</b>	16	A	Georgia	37 <b>75</b>								
305	A	USC Upstate	65 61	269	H	Northern Ky.	58 50								
252	H	Lipscomb	69 <b>73</b>	254	H	Col. of Charleston	69 <b>73</b>								
253	H	Kennesaw St.	77 72	23	A	Michigan	34 <b>79</b>								
121	H	Jacksonville	48 <b>66</b>	335	A	Florida A&M	77 68								
288	A	Wofford	57 <b>69</b>	198	A	Fla. Atlantic	75 <b>83</b>								

Non-Div I Games:

Warner

74 38

Edward Waters

73 47

Webber Int'l

81 53

North Florida

**Loss**, **Non-Conf**, **S Site**, **H Home** **A Away** **N Neutral**



Average RPI Win: 247

Average RPI Loss: 144

WON-LOST  
RECORDWINNING  
PCT. RANKLAST 10  
GAMESSTRENGTH OF  
SCHEDULEOPP. STRENGTH  
OF SCHEDULETEAM  
RPIADJ.  
RPICONF.  
RPIADJ CONF.  
RPIDIV. I ONLY  
DIV. I NON-CONF.8- 7  
6- 3153  
874- 5  
3- 2286  
340167  
76221  
226221  
22618  
1918  
19

TOTALS

RPI 1-25

RPI 26-50

W-L RECORDS

RPI 51-100

RPI 101-999

RPI 201+

8- 7

0- 0

0- 0

OVERALL

0- 3

8- 4

6- 1

5- 2

0- 0

0- 0

HOME

0- 1

5- 1

3- 0

1- 5

0- 0

0- 0

AWAY

0- 2

1- 3

1- 1

2- 0

0- 0

0- 0

NEUTRAL

0- 0

2- 0

2- 0

6- 3

0- 0

0- 0

NON-CONFERENCE

0- 2

6- 1

5- 1

3- 1

0- 0

0- 0

HOME

0- 1

3- 0

2- 0

1- 2

0- 0

0- 0

AWAY

0- 1

1- 1

1- 1

2- 0

0- 0

0- 0

NEUTRAL

0- 0

2- 0

2- 0

2- 4

0- 0

0- 0

CONFERENCE

0- 1

2- 3

1- 0

2- 1

0- 0

0- 0

HOME

0- 0

2- 1

1- 0

0- 3

0- 0

0- 0

AWAY

0- 1

0- 2

0- 0

0- 0

0- 0

0- 0

NEUTRAL

0- 0

0- 0

0- 0

RPI 1-25

RPI 26-50

RPI 51-100

RPI 101+



Team's RPI: 221



RPI S Opponent Score



RPI S Opponent Score

RPI S Opponent Score

RPI S Opponent Score

73  Indiana 63 

74  Kansas St. 54 

91  UAB 52 

122  Rice 49 

124  Middle Tenn. 48 

153  Tulsa 66 43

168  Charlotte 73 68

196  Louisiana Tech 53 

213  La Salle 70 44

219  SMU 47 40

279 N Coastal Caro. 50 34




284 N Detroit Mercy 63 57





322  Old Dominion 63 46



327  Ill. -Chicago 67 




337  Eastern Ill. 63 61




LAST 12 Division I GAMES:




91  UAB 52  337  Eastern Ill. 63 61

124  Middle Tenn. 48  327  Ill. -Chicago 67 

168  Charlotte 73 68 213  La Salle 70 44

322  Old Dominion 63 46 73  Indiana 63 

122  Rice 49  153  Tulsa 66 43

196  Louisiana Tech 53  219  SMU 47 40





Non-Div I Games:

Mid-Amer. Christian 86 52

Tex. A&amp;M Int'l 64 38

Okla. Panhandle 63 41

North Texas

 Loss,  Non-Conf, S Site,  Home  Away N Neutral

Average RPI	Win:	251	WON-LOST	WINNING	LAST 10	STRENGTH OF	OPP. STRENGTH	TEAM	ADJ.	CONF.	ADJ CONF.
Average RPI	Loss:	125	RECORD	PCT. RANK	GAMES	SCHEDULE	OF SCHEDULE	RPI	RPI	RPI	RPI
DIV. I ONLY		9- 9		173	6- 4	174	239	193	193	10	10
DIV. I NON-CONF.		5- 6		187	2- 3	229	314	229	229	13	13
-----											
TOTALS	RPI 1-25		RPI 26-50		W-L RECORDS	RPI 51-100		RPI 101-999		RPI 201+	
9- 9	0- 0		0- 2		OVERALL	0- 3		9- 4		7- 1	
4- 4	0- 0		0- 1		HOME	0- 2		4- 1		2- 0	
4- 3	0- 0		0- 0		AWAY	0- 1		4- 2		4- 0	
1- 2	0- 0		0- 1		NEUTRAL	0- 0		1- 1		1- 1	
5- 6	0- 0		0- 1		NON-CONFERENCE	0- 1		5- 4		4- 1	
2- 2	0- 0		0- 0		HOME	0- 1		2- 1		1- 0	
2- 2	0- 0		0- 0		AWAY	0- 0		2- 2		2- 0	
1- 2	0- 0		0- 1		NEUTRAL	0- 0		1- 1		1- 1	
4- 3	0- 0		0- 1		CONFERENCE	0- 2		4- 0		3- 0	
2- 2	0- 0		0- 1		HOME	0- 1		2- 0		1- 0	
2- 1	0- 0		0- 0		AWAY	0- 1		2- 0		2- 0	
0- 0	0- 0		0- 0		NEUTRAL	0- 0		0- 0		0- 0	

RPI 1-25				RPI 26-50				RPI 51-100				RPI 101+				Team's RPI: 193	
RPI	S	Opponent	Score	RPI	S	Opponent	Score	RPI	S	Opponent	Score	RPI	S	Opponent	Score		
				43	H	Drexel	58 69	80	A	El on	71 78	145	H	William & Mary	64 46		
				45	N	Houston	64 72	87	H	James Madi son	57 60	161	A	New Hampshi re	50 65		
								88	H	Harvard	69 79	184	H	Provi dence	95 98		
												185	A	Boston U.	73 74		
												200	H	Marist	78 72		
												247	N	New Mexico St.	65 64		
												251	N	Illinois St.	55 65		
												254	H	Col. of Charleston	59 37		
												270	A	Towson	70 61		
												277	H	Fairfield	63 43		
												278	A	UNCW	54 47		
												294	A	Vermont	71 66		
												297	A	Massachusetts	64 54		
LAST 12 Di vi si on I GAMES:																	
				145	H	William & Mary	64 46	270	A	Towson	70 61						
				43	H	Drexel	58 69	251	N	Illinois St.	55 65						
				254	H	Col. of Charleston	59 37	247	N	New Mexico St.	65 64						
				80	A	El on	71 78	294	A	Vermont	71 66						
				278	A	UNCW	54 47	88	H	Harvard	69 79						
				87	H	James Madi son	57 60	161	A	New Hampshi re	50 65						

Non-Div I Games:

Northeastern

Average RPI Win: 203		WON-LOST RECORD	WINNING PCT. RANK	LAST 10 GAMES	STRENGTH OF SCHEDULE	OPP. STRENGTH OF SCHEDULE	TEAM RPI	ADJ. RPI	CONF. RPI	ADJ. CONF. RPI
Average RPI Loss: 213										
DIV. I ONLY		3- 15	313	1- 9	241	332	325	325	19	19
DIV. I NON-CONF.		2- 8	290	0- 4	257	329	327	327	14	14
TOTALS		RPI 1-25	RPI 26-50	W-L RECORDS		RPI 51-100	RPI 101-999	RPI 201+		
3- 15	0- 0		0- 0	OVERALL		0- 0	3- 15	1- 10		
2- 7	0- 0		0- 0	HOME		0- 0	2- 7	1- 4		
0- 8	0- 0		0- 0	AWAY		0- 0	0- 8	0- 6		
1- 0	0- 0		0- 0	NEUTRAL		0- 0	1- 0	0- 0		
2- 8	0- 0		0- 0	NON-CONFERENCE		0- 0	2- 8	1- 5		
1- 4	0- 0		0- 0	HOME		0- 0	1- 4	1- 2		
0- 4	0- 0		0- 0	AWAY		0- 0	0- 4	0- 3		
1- 0	0- 0		0- 0	NEUTRAL		0- 0	1- 0	0- 0		
1- 7	0- 0		0- 0	CONFERENCE		0- 0	1- 7	0- 5		
1- 3	0- 0		0- 0	HOME		0- 0	1- 3	0- 2		
0- 4	0- 0		0- 0	AWAY		0- 0	0- 4	0- 3		
0- 0	0- 0		0- 0	NEUTRAL		0- 0	0- 0	0- 0		

RPI 1-25				RPI 26-50				RPI 51-100				RPI 101+ Team's RPI: 325			
RPI	S	Opponent	Score	RPI	S	Opponent	Score	RPI	S	Opponent	Score	RPI	S	Opponent	Score
												122	H	Rice	83 88
												141	H	Weber St.	76 75
												142	H	Idaho St.	55 75
												172	H	Cal Poly	73 89
												174	A	Idaho	68 83
												186	N	Boise St.	62 60
												201	A	Denver	73 80
												208	H	UC Santa Barbara	93 96
												212	A	Eastern Wash.	62 82
												215	A	CSUN	69 78
												218	A	Montana St.	39 81
												218	H	Montana St.	56 78
												237	A	Montana	62 70
												241	A	Youngstown St.	67 69
												246	A	Hawai i	68 84
												275	H	Grand Canyon	54 72
												282	H	Ari zona	84 66
												307	H	Southern Utah	57 60
LAST 12 Division I GAMES:															
				218	H	Montana St.	56 78	218	A	Montana St.	39 81				
				174	A	Idaho	68 83	237	A	Montana	62 70				
				212	A	Eastern Wash.	62 82	215	A	CSUN	69 78				
				307	H	Southern Utah	57 60	241	A	Youngstown St.	67 69				
				142	H	Idaho St.	55 75	275	H	Grand Canyon	54 72				
				141	H	Weber St.	76 75	172	H	Cal Poly	73 89				

Non-Div I Games:	Antelope Valley	104	49
------------------	-----------------	-----	----

Northern Ari z.

■ Loss, ■ Non-Conf, S Site, H Home A Away N Neutral

Average RPI Win:	159	WON-LOST	WINNING	LAST 10	STRENGTH OF	OPP. STRENGTH	TEAM	ADJ.	CONF.	ADJ CONF.
Average RPI Loss:	125	RECORD	PCT. RANK	GAMES	SCHEDULE	OF SCHEDULE	RPI	RPI	RPI	RPI
DIV. I ONLY	13- 6	73	7- 3	59	177	53	53	19	19	
DIV. I NON-CONF.	8- 3	65	3- 1	44	110	33	33	14	14	
-----										
TOTALS	RPI 1-25	RPI 26-50	W-L RECORDS	RPI 51-100	RPI 101-999	RPI 201+				
13- 6	0- 0	2- 0	OVERALL	0- 2	11- 4	4- 0				
6- 2	0- 0	1- 0	HOME	0- 0	5- 2	2- 0				
6- 4	0- 0	1- 0	AWAY	0- 2	5- 2	2- 0				
1- 0	0- 0	0- 0	NEUTRAL	0- 0	1- 0	0- 0				
8- 3	0- 0	2- 0	NON-CONFERENCE	0- 2	6- 1	1- 0				
4- 1	0- 0	1- 0	HOME	0- 0	3- 1	0- 0				
3- 2	0- 0	1- 0	AWAY	0- 2	2- 0	1- 0				
1- 0	0- 0	0- 0	NEUTRAL	0- 0	1- 0	0- 0				
5- 3	0- 0	0- 0	CONFERENCE	0- 0	5- 3	3- 0				
2- 1	0- 0	0- 0	HOME	0- 0	2- 1	2- 0				
3- 2	0- 0	0- 0	AWAY	0- 0	3- 2	1- 0				
0- 0	0- 0	0- 0	NEUTRAL	0- 0	0- 0	0- 0				

RPI 1-25				RPI 26-50				RPI 51-100				Team's RPI : 53				RPI 101+							
RPI	S	Opponent	Score	RPI	S	Opponent	Score	RPI	S	Opponent	Score	RPI	S	Opponent	Score	RPI	S	Opponent	Score				
30	A	DePaul	94 88	41	H	LSU	58 50	55	A	Qui nni pi ac	49 60	77	A	Fordham	33 48	111	H	BYU	79 74				
																131	A	North Dakota	70 78				
																141	A	Weber St.	73 82				
																142	A	Idaho St.	63 57				
																149	N	Li berty	65 57				
																154	H	Paci fi c	80 55				
																155	H	San Franci sco	73 60				
																170	H	Col orado St.	44 55				
																174	A	Idaho	78 72				
																174	H	Idaho	71 79				
																201	A	Denver	71 63				
																212	A	Eastern Wash.	70 65				
																218	H	Montana St.	82 69				
																237	H	Montana	68 50				
																248	A	UMKC	88 73				
LAST 12 Di vi si on I GAMES:																							
174	H	Idaho	71 79	131	A	North Dakota	70 78	142	A	Idaho St.	63 57	141	A	Weber St.	73 82	237	H	Montana	68 50	218	H	Montana St.	82 69
174	A	Idaho	78 72	212	A	Eastern Wash.	70 65	149	N	Li berty	65 57	248	A	UMKC	88 73	170	H	Col orado St.	44 55	154	H	Paci fi c	80 55

Non-Di v I Games:

Northern Colo.

Average RPI Win:	216	WON-LOST	WINNING	LAST 10	STRENGTH OF	OPP. STRENGTH	TEAM	ADJ.	CONF.	ADJ CONF.
Average RPI Loss:	93	RECORD	PCT. RANK	GAMES	SCHEDULE	OF SCHEDULE	RPI	RPI	RPI	RPI
DIV. I ONLY	10- 9	162	3- 7	171	137	144	144	7	7	
DIV. I NON-CONF.	8- 3	65	3- 1	309	228	134	134	8	8	
-----										
TOTALS	RPI 1-25	RPI 26-50	W-L RECORDS	RPI 51-100	RPI 101-999	RPI 201+				
10- 9	1- 1	0- 1	OVERALL	0- 4	9- 3	6- 1				
5- 2	1- 0	0- 1	HOME	0- 0	4- 1	2- 1				
4- 5	0- 0	0- 0	AWAY	0- 1	4- 0	3- 0				
1- 2	0- 0	0- 0	NEUTRAL	0- 1	1- 1	1- 0				
8- 3	0- 1	0- 0	NON-CONFERENCE	0- 1	8- 1	6- 0				
3- 0	0- 0	0- 0	HOME	0- 0	3- 0	2- 0				
4- 1	0- 1	0- 0	AWAY	0- 0	4- 0	3- 0				
1- 2	0- 0	0- 0	NEUTRAL	0- 1	1- 1	1- 0				
2- 6	1- 0	0- 1	CONFERENCE	0- 3	1- 2	0- 1				
2- 2	1- 0	0- 1	HOME	0- 0	1- 1	0- 1				
0- 4	0- 0	0- 0	AWAY	0- 3	0- 1	0- 0				
0- 0	0- 0	0- 0	NEUTRAL	0- 0	0- 0	0- 0				

RPI 1-25				RPI 26-50				RPI 51-100				RPI 101+ Team's RPI: 144			
RPI	S	Opponent	Score	RPI	S	Opponent	Score	RPI	S	Opponent	Score	RPI	S	Opponent	Score
22	H	Buffalo	86 84	37	H	Central Mich.	78 81	66	A	Toledo	60 63	108	H	Kent St.	81 79
25	A	Iowa	80 105					70	N	Albany (NY)	91 97	110	H	Western Ill.	96 94
								76	A	Ohio	75 77	115	A	Miami (OH)	65 67
								93	A	Western Mich.	83 88	138	N	Lamar University	80 90
												152	A	SIUE	86 75
												214	H	Eastern Mich.	76 83
												216	H	Bradley	76 52
												268	N	Sacramento St.	84 75
												290	H	Loyola Chicago	80 71
												312	A	UTSA	69 55
												337	A	Eastern Ill.	93 64
												341	A	Chicago St.	80 59
-----															
LAST 12 Division I GAMES:															
76	A	Ohio	75 77	108	H	Kent St.	81 79								
214	H	Eastern Mich.	76 83	115	A	Miami (OH)	65 67								
37	H	Central Mich.	78 81	70	N	Albany (NY)	91 97								
66	A	Toledo	60 63	268	N	Sacramento St.	84 75								
93	A	Western Mich.	83 88	152	A	SIUE	86 75								
22	H	Buffalo	86 84	290	H	Loyola Chicago	80 71								

Non-Div I Games:

Northern Ill.

■ Loss, 
■ Non-Conf, 
■ S Site, 
■ H Home 
■ A Away 
N Neutral

Average RPI Win: 189

Average RPI Loss: 163

WON-LOST  
RECORDWINNING  
PCT. RANKLAST 10  
GAMESSTRENGTH OF  
SCHEDULEOPP. STRENGTH  
OF SCHEDULETEAM  
RPIADJ.  
RPICONF.  
RPIADJ CONF.  
RPIDIV. I ONLY  
DIV. I NON-CONF.4- 15  
1- 9303  
3184- 6  
1- 2131  
189234  
302269  
303269  
30311  
1211  
12

TOTALS

RPI 1-25

RPI 26-50

W-L RECORDS

RPI 51-100

RPI 101-999

RPI 201+

4- 15

1- 0

0- 0

OVERALL

0- 3

3- 12

2- 5

2- 8

1- 0

0- 0

HOME

0- 3

1- 5

1- 1

2- 6

0- 0

0- 0

AWAY

0- 0

2- 6

1- 4

0- 1

0- 0

0- 0

NEUTRAL

0- 0

0- 1

0- 0

1- 9

0- 0

0- 0

NON-CONFERENCE

0- 1

1- 8

0- 4

0- 4

0- 0

0- 0

HOME

0- 1

0- 3

0- 1

1- 4

0- 0

0- 0

AWAY

0- 0

1- 4

0- 3

0- 1

0- 0

0- 0

NEUTRAL

0- 0

0- 1

0- 0

3- 6

1- 0

0- 0

CONFERENCE

0- 2

2- 4

2- 1

2- 4

1- 0

0- 0

HOME

0- 2

1- 2

1- 0

1- 2

0- 0

0- 0

AWAY

0- 0

1- 2

1- 1

0- 0

0- 0

0- 0

NEUTRAL

0- 0

0- 0

0- 0

RPI 1-25

RPI 26-50

RPI 51-100

RPI 101+

Team's RPI: 269

RPI S Opponent Score  
13 H Green Bay 62 54

RPI S Opponent Score

RPI S Opponent Score  
73 H Indiana 56 67  
85 H IUPUI 35 71  
95 H Milwaukee 49 52RPI S Opponent Score  
102 H Wright St. 63 68  
108 H Kent St. 54 59  
119 H Cleveland St. 65 70  
121 N Jacksonville 49 61  
132 A ETSU 57 45  
140 H Robert Morris 50 59  
157 A Oakland 53 79  
179 A Stetson 56 67  
232 H Austin Peay 52 53  
241 A Youngstown St. 51 54  
242 A North Florida 50 58  
251 A Illinois St. 37 49  
284 A Detroit Mercy 78 67  
301 A Murray St. 87 98  
327 H Ill. -Chi cago 61 53

LAST 12 Division I GAMES:

241 A Youngstown St.	51	54	284 A Detroit Mercy	78	67
327 H Ill. -Chi cago	61	53	13 H Green Bay	62	54
85 H IUPUI	35	71	95 H Milwaukee	49	52
119 H Cleveland St.	65	70	132 A ETSU	57	45
102 H Wright St.	63	68	121 N Jacksonville	49	61
157 A Oakland	53	79	242 A North Florida	50	58

Non-Div I Games: Oakland City 103 25

Northern Ky.

Loss, Non-Conf, S Site, H Home A Away N Neutral

Average RPI Win:	224	WON-LOST	WINNING	LAST 10	STRENGTH OF	OPP. STRENGTH	TEAM	ADJ.	CONF.	ADJ CONF.
Average RPI Loss:	71	RECORD	PCT. RANK	GAMES	SCHEDULE	OF SCHEDULE	RPI	RPI	RPI	RPI
DIV. I ONLY	9- 13	236	3- 7	106	73	181	181	3	3	
DIV. I NON-CONF.	7- 7	170	1- 3	179	116	185	185	4	4	
-----										
TOTALS	RPI 1-25	RPI 26-50	W-L RECORDS	RPI 51-100	RPI 101-999	RPI 201+				
9- 13	0- 2	0- 5	OVERALL	0- 3	9- 3	5- 0				
5- 6	0- 2	0- 2	HOME	0- 2	5- 0	3- 0				
3- 5	0- 0	0- 1	AWAY	0- 0	3- 0	2- 0				
1- 2	0- 0	0- 0	NEUTRAL	0- 1	1- 1	0- 0				
7- 7	0- 1	0- 2	NON-CONFERENCE	0- 2	7- 2	5- 0				
4- 3	0- 1	0- 1	HOME	0- 1	4- 0	3- 0				
2- 2	0- 0	0- 1	AWAY	0- 0	2- 1	2- 0				
1- 2	0- 0	0- 0	NEUTRAL	0- 1	1- 1	0- 0				
2- 6	0- 1	0- 3	CONFERENCE	0- 1	2- 1	0- 0				
1- 3	0- 1	0- 1	HOME	0- 1	1- 0	0- 0				
1- 3	0- 0	0- 2	AWAY	0- 0	1- 1	0- 0				
0- 0	0- 0	0- 0	NEUTRAL	0- 0	0- 0	0- 0				

RPI 1-25				RPI 26-50				RPI 51-100				RPI 101+				Team's RPI: 181
RPI	S	Opponent	Score	RPI	S	Opponent	Score	RPI	S	Opponent	Score	RPI	S	Opponent	Score	
13	H	Green Bay	57 63	26	A	Syracuse	74 81	56	H	Nebraska	59 69	109	N	Auburn	49 48	
24	H	Maryland	65 68	30	H	DePaul	63 92	94	N	Chattanooga	44 61	120	A	Missouri St.	59 90	
				40	A	Michigan St.	51 81	95	H	Milwaukee	57 66	148	N	Georgetown	54 55	
				44	H	Minnesota	63 90					157	H	Oakland	88 70	
				46	A	Purdue	60 63					164	A	Illinois	74 59	
												191	A	Wisconsin	46 58	
												191	H	Wisconsin	69 60	
												226	A	UT Martin	71 63	
												234	H	Stony Brook	68 36	
												256	H	Santa Clara	57 47	
												337	H	Eastern Ill.	74 40	
												341	A	Chicago St.	63 36	
-----																
LAST 12 Division I GAMES:																
24	H	Maryland	65 68	164	A	Illinois	74 59									
191	A	Wisconsin	46 58	44	H	Minnesota	63 90									
46	A	Purdue	60 63	337	H	Eastern Ill.	74 40									
191	H	Wisconsin	69 60	13	H	Green Bay	57 63									
56	H	Nebraska	59 69	120	A	Missouri St.	59 90									
40	A	Michigan St.	51 81	30	H	DePaul	63 92									

Non-Div I Games:

Northwestern

Average RPI Win:	332	WON-LOST	WINNING	LAST 10	STRENGTH OF	OPP. STRENGTH	TEAM	ADJ.	CONF.	ADJ CONF.
Average RPI Loss:	177	RECORD	PCT. RANK	GAMES	SCHEDULE	OF SCHEDULE	RPI	RPI	RPI	RPI
DIV. I ONLY	2- 13	322	1- 8	253	271	320	320	26	26	
DIV. I NON-CONF.	1- 6	306	0- 3	89	118	236	236	25	25	
-----										
TOTALS	RPI 1-25	RPI 26-50	W-L RECORDS	RPI 51-100	RPI 101-999	RPI 201+				
2- 13	0- 1	0- 0	OVERALL	0- 2	2- 10	2- 6				
1- 4	0- 0	0- 0	HOME	0- 0	1- 4	1- 2				
1- 8	0- 0	0- 0	AWAY	0- 0	1- 1	1- 0				
0- 1	0- 0	0- 0	NEUTRAL	0- 0	0- 1	0- 1				
1- 6	0- 1	0- 0	NON-CONFERENCE	0- 2	1- 3	1- 1				
0- 1	0- 0	0- 0	HOME	0- 0	0- 1	0- 0				
1- 4	0- 1	0- 0	AWAY	0- 2	1- 1	1- 0				
0- 1	0- 0	0- 0	NEUTRAL	0- 0	0- 1	0- 1				
1- 7	0- 0	0- 0	CONFERENCE	0- 0	1- 7	1- 5				
1- 3	0- 0	0- 0	HOME	0- 0	1- 3	1- 2				
0- 4	0- 0	0- 0	AWAY	0- 0	0- 4	0- 3				
0- 0	0- 0	0- 0	NEUTRAL	0- 0	0- 0	0- 0				

RPI 1-25				RPI 26-50				RPI 51-100				RPI 101+				Team's RPI: 320
RPI	S	Opponent	Score	RPI	S	Opponent	Score	RPI	S	Opponent	Score	RPI	S	Opponent	Score	
11	A	Texas	44 68					59	A	Oklahoma St.	44 78	101	A	Ole Miss	44 75	
								63	A	TCU	51 89	113	H	SFA	62 70	
												158	H	Southern Miss.	59 71	
												192	A	New Orleans	63 81	
												220	A	Abilene Christian	41 80	
												257	N	Texas Southern	43 56	
												259	H	Nicholls St.	63 79	
												266	H	A&M-Corpus Christi	56 62	
												292	A	McNeese	67 72	
												311	A	Southeastern La.	65 71	
												331	H	Sam Houston St.	63 60	
												333	A	La.-Monroe	70 48	
-----																
LAST 12 Division I GAMES:																
192	A	New Orleans	63 81	292	A	McNeese	67 72									
311	A	Southeastern La.	65 71	259	H	Nicholls St.	63 79									
331	H	Sam Houston St.	63 60	63	A	TCU	51 89									
220	A	Abilene Christian	41 80	11	A	Texas	44 68									
113	H	SFA	62 70	257	N	Texas Southern	43 56									
266	H	A&M-Corpus Christi	56 62	333	A	La.-Monroe	70 48									

Non-Div I Games: LeTourneau 82 39 LSU-Shreveport 62 42 LSU-Alexandria 85 55 Central Baptist 87 22 Northwestern St.



Average RPI		Win: 78	WON-LOST RECORD	WINNING PCT. RANK	LAST 10 GAMES	STRENGTH OF SCHEDULE	OPP. STRENGTH OF SCHEDULE	TEAM RPI	ADJ. RPI	CONF. RPI	ADJ. CONF. RPI
Loss: 3											
DIV. I ONLY			19- 2	5	9- 1	1	6	2	2	1	1
DIV. I NON-CONF.			12- 1	6	4- 0	2	6	2	2	1	1
TOTALS		RPI 1-25		RPI 26-50		W-L RECORDS	RPI 51-100	RPI 101-999		RPI 201+	
19- 2	4- 2			5- 0		OVERALL	3- 0	7- 0		1- 0	
9- 0	2- 0			3- 0		HOME	1- 0	3- 0		1- 0	
7- 2	1- 2			1- 0		AWAY	2- 0	3- 0		0- 0	
3- 0	1- 0			1- 0		NEUTRAL	0- 0	1- 0		0- 0	
12- 1	4- 1			4- 0		NON-CONFERENCE	1- 0	3- 0		1- 0	
5- 0	2- 0			2- 0		HOME	0- 0	1- 0		1- 0	
4- 1	1- 1			1- 0		AWAY	1- 0	1- 0		0- 0	
3- 0	1- 0			1- 0		NEUTRAL	0- 0	1- 0		0- 0	
7- 1	0- 1			1- 0		CONFERENCE	2- 0	4- 0		0- 0	
4- 0	0- 0			1- 0		HOME	1- 0	2- 0		0- 0	
3- 1	0- 1			0- 0		AWAY	1- 0	2- 0		0- 0	
0- 0	0- 0			0- 0		NEUTRAL	0- 0	0- 0		0- 0	

RPI 1-25				RPI 26-50				RPI 51-100				RPI 101+			
RPI	S	Opponent	Score	RPI	S	Opponent	Score	RPI	S	Opponent	Score	RPI	S	Opponent	Score
1	A	UConn	71 80	26	H	Syracuse	87 72	57	A	Western Ky.	78 65	104	A	Penn	66 54
5	A	Louisville	67 100	29	N	South Fla.	76 66	62	A	Georgia Tech	77 54	106	A	Wake Forest	96 73
9	H	Tennessee	84 70	30	H	DePaul	91 82	67	H	Miami (FL)	83 76	112	H	Clemson	90 37
20	H	Marquette	91 85	40	H	Michigan St.	90 59					132	N	ETSU	77 46
21	N	South Carolina	92 85	49	A	Oregon St.	72 67					147	A	Pittsburgh	87 53
23	A	Michigan	83 63									183	H	Boston College	89 60
												263	H	Mt. St. Mary's	121 65
LAST 12 Division I GAMES:															
				147	A	Pittsburgh	87 53	67	H	Miami (FL)	83 76				
				112	H	Clemson	90 37	106	A	Wake Forest	96 73				
				9	H	Tennessee	84 70	26	H	Syracuse	87 72				
				183	H	Boston College	89 60	20	H	Marquette	91 85				
				5	A	Louisville	67 100	30	H	DePaul	91 82				
				62	A	Georgia Tech	77 54	104	A	Penn	66 54				

Non-Div I Games:

Notre Dame

■ Loss, ■ Non-Conf, S Site, H Home A Away N Neutral

RPI 1-25				RPI 26-50				RPI 51-100				RPI 101+				Team's RPI: 157	
RPI	S	Opponent	Score	RPI	S	Opponent	Score	RPI	S	Opponent	Score	RPI	S	Opponent	Score		
13	H	Green Bay	48 81	37	H	Central Mich.	85 103	85	A	IUPUI	64 80	102	H	Wright St.	57 77		
23	A	Michigan	69 78	40	A	Michigan St.	63 95	95	H	Milwaukee	62 74	119	A	Cleveland St.	62 70		
LAST 12 Division I GAMES:																	
13	H	Green Bay	48 81	241	A	Youngstown St.	58 48										
95	H	Milwaukee	62 74	119	A	Cleveland St.	62 70										
85	A	IUPUI	64 80	340	N	Ark.-Pine Bluff	69 37										
327	A	Ill.-Chicago	67 63	322	N	Old Dominion	80 59										
269	H	Northern Ky.	79 53	264	A	Cornell	79 77										
102	H	Wright St.	57 77	37	H	Central Mich.	85 103										

Oakl and

Average RPI Win: **166**  
 Average RPI Loss: **69**

WON-LOST  
RECORD

WINNING  
PCT. RANK

LAST 10  
GAMES

STRENGTH OF  
SCHEDULE

OPP. STRENGTH  
OF SCHEDULE

TEAM  
RPI

ADJ.  
RPI

CONF.  
RPI

ADJ CONF.  
RPI

DIV. I ONLY	10- 8	134	6- 4	27	111	76	76	7	7
DIV. I NON-CONF.	5- 5	170	2- 2	45	213	104	104	8	8
<hr/>									
TOTALS	RPI 1-25	RPI 26-50	W-L RECORDS	RPI 51-100	RPI 101-999	RPI 201+			
10- 8	0- 2	1- 2	OVERALL	2- 2	7- 2	4- 0			
5- 3	0- 2	0- 0	HOME	1- 1	4- 0	2- 0			
5- 3	0- 0	1- 0	AWAY	1- 0	3- 0	2- 0			
0- 2	0- 0	0- 1	NEUTRAL	0- 0	0- 1	0- 0			
5- 5	0- 1	1- 1	NON-CONFERENCE	0- 1	4- 2	3- 0			
2- 2	0- 1	0- 0	HOME	0- 1	2- 0	1- 0			
3- 1	0- 0	1- 0	AWAY	0- 0	2- 1	2- 0			
0- 2	0- 0	0- 1	NEUTRAL	0- 0	0- 1	0- 0			
5- 3	0- 1	0- 1	CONFERENCE	2- 1	3- 0	1- 0			
3- 1	0- 1	0- 0	HOME	1- 0	2- 0	1- 0			
2- 2	0- 0	0- 1	AWAY	1- 1	1- 0	0- 0			
0- 0	0- 0	0- 0	NEUTRAL	0- 0	0- 0	0- 0			

RPI 1-25				RPI 26-50				RPI 51-100				RPI 101+			
RPI	S	Opponent	Score	RPI	S	Opponent	Score	RPI	S	Opponent	Score	RPI	S	Opponent	Score
22	H	Buffalo	63 <b>67</b>	32	N	Virginia	59 <b>77</b>	66	A	Toledo	57 <b>75</b>	117	H	High Point	64 61
23	H	Michigan	61 <b>74</b>	37	A	Central Mich.	58 <b>82</b>	66	H	Toledo	78 61	119	A	Cleveland St.	64 <b>71</b>
				46	A	Purdue	77 71	85	H	IUPUI	52 <b>76</b>	126	A	Bowling Green	70 63
								93	A	Western Mich.	69 54	144	H	Northern Ill.	77 75
												165	N	Furman	68 <b>70</b>
												224	H	Akron	70 67
												229	H	N.C. A&T	72 65
												286	A	Eastern Ky.	69 57
												326	A	Marshall	54 52
<hr/>															
LAST 12 Division I GAMES:															
144	H	Northern Ill.	77 75	37	A	Central Mich.	58 <b>82</b>	66	H	Toledo	78 61	229	H	N.C. A&T	72 65
126	A	Bowling Green	70 63	66	H	Toledo	78 61	32	N	Virginia	59 <b>77</b>	165	N	Furman	68 <b>70</b>
22	H	Buffalo	63 <b>67</b>	46	A	Purdue	77 71								
93	A	Western Mich.	69 54												
66	A	Toledo	57 <b>75</b>												
224	H	Akron	70 67												

Non-Div I Games: Notre Dame (OH) 93 37

Ohio

Average RPI	Win:	87	WON-LOST	WINNING	LAST 10	STRENGTH OF	OPP. STRENGTH	TEAM	ADJ.	CONF.	ADJ CONF.
Average RPI	Loss:	19	RECORD	PCT. RANK	GAMES	SCHEDULE	OF SCHEDULE	RPI	RPI	RPI	RPI
DIV. I ONLY		16- 5	39	7- 3	4	3	7	7	3	3	
DIV. I NON-CONF.		11- 2	23	4- 0	10	4	6	6	4	4	
-----											
TOTALS	RPI 1-25		RPI 26-50		W-L RECORDS	RPI 51-100		RPI 101-999		RPI 201+	
16- 5	1- 5		4- 0		OVERALL	5- 0		6- 0		0- 0	
8- 2	0- 2		2- 0		HOME	3- 0		3- 0		0- 0	
5- 3	1- 3		0- 0		AWAY	2- 0		2- 0		0- 0	
3- 0	0- 0		2- 0		NEUTRAL	0- 0		1- 0		0- 0	
11- 2	0- 2		3- 0		NON-CONFERENCE	2- 0		6- 0		0- 0	
6- 1	0- 1		1- 0		HOME	2- 0		3- 0		0- 0	
2- 1	0- 1		0- 0		AWAY	0- 0		2- 0		0- 0	
3- 0	0- 0		2- 0		NEUTRAL	0- 0		1- 0		0- 0	
5- 3	1- 3		1- 0		CONFERENCE	3- 0		0- 0		0- 0	
2- 1	0- 1		1- 0		HOME	1- 0		0- 0		0- 0	
3- 2	1- 2		0- 0		AWAY	2- 0		0- 0		0- 0	
0- 0	0- 0		0- 0		NEUTRAL	0- 0		0- 0		0- 0	

RPI	S	Opponent	Score	RPI	S	Opponent	Score	RPI	S	Opponent	Score	RPI	S	Opponent	Score
5	H	Louisville	90 95	28	H	Stanford	85 64	55	H	Quinnipiac	95 63	103	H	Dartmouth	103 70
19	A	Duke	60 69	28	N	Stanford	94 82	56	A	Nebraska	73 61	134	H	Washington	85 76
23	A	Michigan	78 71	39	N	FGCU	104 62	73	A	Indiana	77 62	139	A	Cincinnati	87 76
23	H	Michigan	75 84	44	H	Minnesota	91 75	73	H	Indiana	85 70	163	N	Memphis	100 69
24	A	Maryland	69 99					75	H	Maine	83 70	174	H	Idaho	99 56
25	A	Iowa	89 103									178	A	Florida	103 77
-----															
LAST 12 Division I GAMES:															
25	A	Iowa	89 103	73	H	Indiana	85 70								
24	A	Maryland	69 99	56	A	Nebraska	73 61								
23	H	Michigan	75 84	139	A	Cincinnati	87 76								
73	A	Indiana	77 62	103	H	Dartmouth	103 70								
23	A	Michigan	78 71	178	A	Florida	103 77								
44	H	Minnesota	91 75	75	H	Maine	83 70								

Non-Div I Games:

Ohio St.

Average RPI Win:	118	WON-LOST	WINNING	LAST 10	STRENGTH OF	OPP. STRENGTH	TEAM	ADJ.	CONF.	ADJ CONF.
Average RPI Loss:	51	RECORD	PCT. RANK	GAMES	SCHEDULE	OF SCHEDULE	RPI	RPI	RPI	RPI
DIV. I ONLY	10- 10	173	5- 5	2	22	36	36	5	5	
DIV. I NON-CONF.	5- 6	187	2- 1	3	14	39	39	6	6	
-----										
TOTALS	RPI 1-25	RPI 26-50	W-L RECORDS	RPI 51-100	RPI 101-999	RPI 201+				
10- 10	0- 4	1- 2	OVERALL	4- 2	5- 2	2- 0				
6- 4	0- 2	1- 0	HOME	3- 1	2- 1	1- 0				
4- 5	0- 1	0- 2	AWAY	1- 1	3- 1	1- 0				
0- 1	0- 1	0- 0	NEUTRAL	0- 0	0- 0	0- 0				
5- 6	0- 2	1- 2	NON-CONFERENCE	2- 0	2- 2	1- 0				
4- 1	0- 0	1- 0	HOME	2- 0	1- 1	1- 0				
1- 4	0- 1	0- 2	AWAY	0- 0	1- 1	0- 0				
0- 1	0- 1	0- 0	NEUTRAL	0- 0	0- 0	0- 0				
5- 4	0- 2	0- 0	CONFERENCE	2- 2	3- 0	1- 0				
2- 3	0- 2	0- 0	HOME	1- 1	1- 0	0- 0				
3- 1	0- 0	0- 0	AWAY	1- 1	2- 0	1- 0				
0- 0	0- 0	0- 0	NEUTRAL	0- 0	0- 0	0- 0				

RPI	S	Opponent	Score	RPI	S	Opponent	Score	Team's RPI: 36	RPI	S	Opponent	Score	RPI	S	Opponent	Score
1	N	UConn	64 88	29	H	South Fla.	79 74		59	A	Oklahoma St.	82 96	123	H	Kansas	97 64
6	A	Oregon	74 92	30	A	DePaul	108 111		59	H	Oklahoma St.	67 70	125	A	Little Rock	56 68
10	H	Baylor	52 74	35	A	South Dakota St.	61 67		63	H	TCU	84 71	129	A	Iowa St.	74 69
11	H	Texas	78 88						64	H	New Mexico	105 63	170	A	Colorado St.	78 46
									74	A	Kansas St.	76 71	178	H	Florida	61 80
									81	H	Belmont	96 73	219	H	SMU	87 75
													231	A	Texas Tech	73 52
-----																
LAST 12 Division I GAMES:																
123	H	Kansas	97 64	63	H	TCU	84 71		129	A	Iowa St.	74 69				
59	H	Oklahoma St.	67 70	11	H	Texas	78 88		1	N	UConn	64 88				
74	A	Kansas St.	76 71						64	H	New Mexico	105 63				
10	H	Baylor	52 74						29	H	South Fla.	79 74				
231	A	Texas Tech	73 52													
59	A	Oklahoma St.	82 96													

Non-Div I Games:

Oklahoma

Average RPI Win:	174	WON-LOST	WINNING	LAST 10	STRENGTH OF	OPP. STRENGTH	TEAM	ADJ.	CONF.	ADJ CONF.
Average RPI Loss:	45	RECORD	PCT. RANK	GAMES	SCHEDULE	OF SCHEDULE	RPI	RPI	RPI	RPI
DIV. I ONLY	14- 5	54	7- 3	114	17	59	59	5	5	
DIV. I NON-CONF.	9- 2	34	3- 1	199	95	67	67	6	6	
-----										
TOTALS	RPI 1-25	RPI 26-50	W-L RECORDS	RPI 51-100	RPI 101-999	RPI 201+				
14- 5	1- 3	3- 0	OVERALL	2- 1	8- 1	7- 0				
11- 1	1- 0	2- 0	HOME	1- 0	7- 1	6- 0				
2- 3	0- 2	1- 0	AWAY	0- 1	1- 0	1- 0				
1- 1	0- 1	0- 0	NEUTRAL	1- 0	0- 0	0- 0				
9- 2	1- 2	0- 0	NON-CONFERENCE	1- 0	7- 0	6- 0				
8- 0	1- 0	0- 0	HOME	0- 0	7- 0	6- 0				
0- 1	0- 1	0- 0	AWAY	0- 0	0- 0	0- 0				
1- 1	0- 1	0- 0	NEUTRAL	1- 0	0- 0	0- 0				
5- 3	0- 1	3- 0	CONFERENCE	1- 1	1- 1	1- 0				
3- 1	0- 0	2- 0	HOME	1- 0	0- 1	0- 0				
2- 2	0- 1	1- 0	AWAY	0- 1	1- 0	1- 0				
0- 0	0- 0	0- 0	NEUTRAL	0- 0	0- 0	0- 0				

RPI 1-25				RPI 26-50				RPI 51-100				Team's RPI: 59				RPI 101+			
RPI	S	Opponent	Score	RPI	S	Opponent	Score	RPI	S	Opponent	Score	RPI	S	Opponent	Score	RPI	S	Opponent	Score
3	A	Mississippi St.	76 79	34	H	West Virginia	79 73	74	A	Kansas St.	64 80	129	H	Iowa St.	69 78				
8	H	UCLA	87 72	36	A	Oklahoma	70 67	74	H	Kansas St.	76 68	151	H	Wichita St.	91 67				
9	N	Tennessee	69 79	36	H	Oklahoma	96 82	83	N	South Dakota	76 68	210	H	Southern U.	94 66				
11	A	Texas	79 84									231	A	Texas Tech	98 57				
												296	H	Incarnate Word	86 35				
												305	H	USC Upstate	108 71				
												318	H	UTRGV	80 38				
												320	H	Northwestern St.	78 44				
												333	H	La. -Monroe	112 58				
LAST 12 Division I GAMES:																			
129	H	Iowa St.	69 78	74	H	Kansas St.	76 68	231	A	Texas Tech	98 57	333	H	La. -Monroe	112 58	305	H	USC Upstate	108 71
36	A	Oklahoma	70 67	231	A	Texas Tech	98 57	333	H	La. -Monroe	112 58	305	H	USC Upstate	108 71	8	H	UCLA	87 72
34	H	West Virginia	79 73	333	H	La. -Monroe	112 58	305	H	USC Upstate	108 71	8	H	UCLA	87 72	3	A	Mississippi St.	76 79
74	A	Kansas St.	64 80	305	H	USC Upstate	108 71	8	H	UCLA	87 72	3	A	Mississippi St.	76 79				
36	H	Oklahoma	96 82																
11	A	Texas	79 84																

Non-Div I Games:

Oklahoma St.

Average RPI Win: 317  
Average RPI Loss: 163

WON-LOST  
RECORD

WINNING  
PCT. RANK

LAST 10  
GAMES

STRENGTH OF  
SCHEDULE

OPP. STRENGTH  
OF SCHEDULE

TEAM  
RPI

ADJ.  
RPI

CONF.  
RPI

ADJ CONF.  
RPI

DIV. I ONLY	4- 16	305	3- 7	257	250	322	322	18	18
DIV. I NON-CONF.	2- 12	306	1- 5	181	274	316	316	19	19
<hr/>									
TOTALS	RPI 1-25	RPI 26-50	W-L RECORDS	RPI 51-100	RPI 101-999	RPI 201+			
4- 16	0- 2	0- 0	OVERALL	0- 2	4- 12	4- 5			
4- 7	0- 2	0- 0	HOME	0- 1	4- 4	4- 1			
0- 6	0- 0	0- 0	AWAY	0- 1	0- 5	0- 3			
0- 3	0- 0	0- 0	NEUTRAL	0- 0	0- 3	0- 1			
2- 12	0- 2	0- 0	NON-CONFERENCE	0- 1	2- 9	2- 3			
2- 5	0- 2	0- 0	HOME	0- 0	2- 3	2- 1			
0- 4	0- 0	0- 0	AWAY	0- 1	0- 3	0- 1			
0- 3	0- 0	0- 0	NEUTRAL	0- 0	0- 3	0- 1			
2- 4	0- 0	0- 0	CONFERENCE	0- 1	2- 3	2- 2			
2- 2	0- 0	0- 0	HOME	0- 1	2- 1	2- 0			
0- 2	0- 0	0- 0	AWAY	0- 0	0- 2	0- 2			
0- 0	0- 0	0- 0	NEUTRAL	0- 0	0- 0	0- 0			

RPI 1-25				RPI 26-50				RPI 51-100				RPI 101+ Team's RPI: 322			
RPI	S	Opponent	Score	RPI	S	Opponent	Score	RPI	S	Opponent	Score	RPI	S	Opponent	Score
17	H	NC State	56 73					91	H	UAB	61 74	139	H	Cincinnati	33 54
19	H	Duke	51 84					97	A	George Mason	53 66	143	N	Saint Francis (PA)	68 79
												145	A	William & Mary	58 75
												149	H	Liberty	55 63
												157	N	Oakland	59 80
												168	H	Charlotte	60 63
												187	A	Hampton	42 50
												220	N	Abilene Christian	60 74
												221	A	North Texas	46 63
												230	H	Richmond	45 54
												304	H	Coppin St.	75 67
												309	A	VCU	39 68
												312	A	UTSA	56 64
												312	H	UTSA	69 63
												324	H	South Carolina St.	52 35
												326	H	Marshall	69 53
<hr/>															
LAST 12 Division I GAMES:															
312	H	UTSA	69 63	91	H	UAB	61 74	324	H	South Carolina St.	52 35	220	N	Abilene Christian	60 74
326	H	Marshall	69 53	324	H	South Carolina St.	52 35	220	N	Abilene Christian	60 74	157	N	Oakland	59 80
187	A	Hampton	42 50	220	N	Abilene Christian	60 74	145	A	William & Mary	58 75	309	A	VCU	39 68
312	A	UTSA	56 64	157	N	Oakland	59 80	309	A	VCU	39 68				
221	A	North Texas	46 63												
168	H	Charlotte	60 63												

Non-Div I Games:

Old Dominion

Loss, Non-Conf, S Site, H Home A Away N Neutral

Average RPI Win:	208	WON-LOST	WINNING	LAST 10	STRENGTH OF	OPP. STRENGTH	TEAM	ADJ.	CONF.	ADJ CONF.
Average RPI Loss:	63	RECORD	PCT. RANK	GAMES	SCHEDULE	OF SCHEDULE	RPI	RPI	RPI	RPI
DIV. I ONLY	11- 9	146	2- 8	60	98	101	101	2	2	
DIV. I NON-CONF.	10- 3	51	3- 2	202	214	79	79	2	2	
-----										
TOTALS	RPI 1-25	RPI 26-50	W-L RECORDS	RPI 51-100	RPI 101-999	RPI 201+				
11- 9	0- 5	0- 0	OVERALL	1- 1	10- 3	5- 0				
9- 2	0- 2	0- 0	HOME	1- 0	8- 0	4- 0				
1- 6	0- 0	0- 0	AWAY	0- 0	1- 0	0- 0				
1- 1	0- 0	0- 0	NEUTRAL	0- 0	1- 1	1- 0				
10- 3	0- 1	0- 0	NON-CONFERENCE	1- 0	9- 2	5- 0				
8- 0	0- 0	0- 0	HOME	1- 0	7- 0	4- 0				
1- 2	0- 1	0- 0	AWAY	0- 0	1- 1	0- 0				
1- 1	0- 0	0- 0	NEUTRAL	0- 0	1- 1	1- 0				
1- 6	0- 4	0- 0	CONFERENCE	0- 1	1- 1	0- 0				
1- 2	0- 2	0- 0	HOME	0- 0	1- 0	0- 0				
0- 4	0- 2	0- 0	AWAY	0- 1	0- 1	0- 0				
0- 0	0- 0	0- 0	NEUTRAL	0- 0	0- 0	0- 0				

RPI 1-25				RPI 26-50				RPI 51-100				RPI 101+ Team's RPI: 101			
RPI	S	Opponent	Score	RPI	S	Opponent	Score	RPI	S	Opponent	Score	RPI	S	Opponent	Score
3	A	Mississippi St.	45 76					82	A	Arkansas	72 73	118	N	Saint Louis	64 79
6	A	Oregon	46 90					90	H	South Ala.	66 59	124	H	Middle Tenn.	65 56
9	A	Tennessee	66 75									137	A	Portland St.	79 94
12	H	Missouri	48 67									158	H	Southern Miss.	68 59
21	H	South Carolina	62 88									174	A	Temple	64 48
												178	A	Florida	60 61
												178	H	Florida	78 75
												194	H	Arkansas St.	74 48
												240	H	Troy	96 93
												253	H	Kennesaw St.	92 63
												257	H	Texas Southern	73 58
												303	N	Delaware St.	110 58
												320	H	Northwestern St.	75 44
-----															
LAST 12 Division I GAMES:															
9	A	Tennessee	66 75	82	A	Arkansas	72 73								
178	A	Florida	60 61	257	H	Texas Southern	73 58								
12	H	Missouri	48 67	137	A	Portland St.	79 94								
3	A	Mississippi St.	45 76	6	A	Oregon	46 90								
178	H	Florida	78 75	158	H	Southern Miss.	68 59								
21	H	South Carolina	62 88	90	H	South Ala.	66 59								

Non-Div I Games:

Ole Miss



Average RPI Win:	260	WON-LOST	WINNING	LAST 10	STRENGTH OF	OPP. STRENGTH	TEAM	ADJ.	CONF.	ADJ CONF.
Average RPI Loss:	152	RECORD	PCT. RANK	GAMES	SCHEDULE	OF SCHEDULE	RPI	RPI	RPI	RPI
DIV. I ONLY	7- 10	229	2- 8	235	228	239	239	14	14	
DIV. I NON-CONF.	6- 4	122	2- 2	296	282	178	178	15	15	
-----										
TOTALS	RPI 1-25	RPI 26-50	W-L RECORDS	RPI 51-100	RPI 101-999	RPI 201+				
7- 10	0- 0	0- 2	OVERALL	0- 2	7- 6	6- 3				
4- 4	0- 0	0- 1	HOME	0- 0	4- 3	3- 0				
3- 6	0- 0	0- 1	AWAY	0- 2	3- 3	3- 3				
0- 0	0- 0	0- 0	NEUTRAL	0- 0	0- 0	0- 0				
6- 4	0- 0	0- 1	NON-CONFERENCE	0- 1	6- 2	5- 2				
3- 1	0- 0	0- 1	HOME	0- 0	3- 0	2- 0				
3- 3	0- 0	0- 0	AWAY	0- 1	3- 2	3- 2				
0- 0	0- 0	0- 0	NEUTRAL	0- 0	0- 0	0- 0				
1- 6	0- 0	0- 1	CONFERENCE	0- 1	1- 4	1- 1				
1- 3	0- 0	0- 0	HOME	0- 0	1- 3	1- 0				
0- 3	0- 0	0- 1	AWAY	0- 1	0- 1	0- 1				
0- 0	0- 0	0- 0	NEUTRAL	0- 0	0- 0	0- 0				

RPI	S	Opponent	Score	RPI	S	Opponent	Score	RPI	S	Opponent	Score	RPI	S	Opponent	Score	Team's RPI: 239
35	A	South Dakota St.	64 89	74	A	Kansas St.	60 81	110	H	Western Ill.	51 90	180	H	Oral Roberts	53 82	
50	H	Creighton	51 72	83	A	South Dakota	46 70	188	H	UNI	78 74	201	H	Denver	74 85	
								215	A	CSUN	68 60	216	A	Bradley	56 69	
								218	H	Montana St.	64 53	261	A	CSU Bakersfield	43 52	
								271	H	North Dakota St.	80 67	288	A	Wofford	64 60	
								305	A	USC Upstate	69 66	306	A	Fort Wayne	65 76	
								335	H	Florida A&M	78 73					
-----																
LAST 12 Division I GAMES:																
271	H	North Dakota St.	80 67	180	H	Oral Roberts	53 82	215	A	CSUN	68 60	261	A	CSU Bakersfield	43 52	
83	A	South Dakota	46 70	215	A	CSUN	68 60	50	H	Creighton	51 72	188	H	UNI	78 74	
201	H	Denver	74 85	261	A	CSU Bakersfield	43 52	288	A	Wofford	64 60					
110	H	Western Ill.	51 90	50	H	Creighton	51 72									
306	A	Fort Wayne	65 76	188	H	UNI	78 74									
35	A	South Dakota St.	64 89	288	A	Wofford	64 60									

Non-Div I Games: Graceland (IA) 96 69 St. Mary (NE) 81 58

Omaha

Average RPI Win:	272	WON-LOST	WINNING	LAST 10	STRENGTH OF	OPP. STRENGTH	TEAM	ADJ.	CONF.	ADJ CONF.
Average RPI Loss:	92	RECORD	PCT. RANK	GAMES	SCHEDULE	OF SCHEDULE	RPI	RPI	RPI	RPI
DIV. I ONLY	11- 8	125	5- 4	279	204	180	180	14	14	
DIV. I NON-CONF.	7- 5	132	2- 2	326	244	202	202	15	15	
-----										
TOTALS	RPI 1-25	RPI 26-50	W-L RECORDS	RPI 51-100	RPI 101-999	RPI 201+				
11- 8	0- 0	0- 1	OVERALL	0- 4	11- 3	9- 0				
3- 3	0- 0	0- 1	HOME	0- 2	3- 0	2- 0				
4- 5	0- 0	0- 0	AWAY	0- 2	4- 3	3- 0				
4- 0	0- 0	0- 0	NEUTRAL	0- 0	4- 0	4- 0				
7- 5	0- 0	0- 0	NON-CONFERENCE	0- 3	7- 2	6- 0				
1- 1	0- 0	0- 0	HOME	0- 1	1- 0	1- 0				
2- 4	0- 0	0- 0	AWAY	0- 2	2- 2	1- 0				
4- 0	0- 0	0- 0	NEUTRAL	0- 0	4- 0	4- 0				
4- 3	0- 0	0- 1	CONFERENCE	0- 1	4- 1	3- 0				
2- 2	0- 0	0- 1	HOME	0- 1	2- 0	1- 0				
2- 1	0- 0	0- 0	AWAY	0- 0	2- 1	2- 0				
0- 0	0- 0	0- 0	NEUTRAL	0- 0	0- 0	0- 0				

RPI 1-25				RPI 26-50				RPI 51-100				RPI 101+ Team's RPI: 180			
RPI	S	Opponent	Score	RPI	S	Opponent	Score	RPI	S	Opponent	Score	RPI	S	Opponent	Score
				35	H	South Dakota St.	70 77	63	A	TCU	58 72	110	A	Western Ill.	49 56
								68	A	Utah	50 71	120	A	Missouri St.	66 76
								82	H	Arkansas	66 77	153	A	Tulsa	53 41
								83	H	South Dakota	68 73	173	A	UT Arlington	46 70
												201	H	Denver	90 60
												239	A	Omaha	82 53
												248	A	UMKC	76 73
												271	H	North Dakota St.	71 48
												276	N	Alcorn	76 52
												298	N	Cal St. Fullerton	60 50
												306	A	Fort Wayne	73 48
												323	H	Houston Baptist	78 56
												336	N	Long Beach St.	64 58
												341	N	Chicago St.	73 43
-----															
LAST 12 Division I GAMES:															
				201	H	Denver	90 60	239	A	Omaha	82 53				
				83	H	South Dakota	68 73	68	A	Utah	50 71				
				35	H	South Dakota St.	70 77	341	N	Chicago St.	73 43				
				271	H	North Dakota St.	71 48	276	N	Alcorn	76 52				
				110	A	Western Ill.	49 56	120	A	Missouri St.	66 76				
				306	A	Fort Wayne	73 48	248	A	UMKC	76 73				

Non-Div I Games: Okla. Panhandle 88 35 Cent. Christian (KS) 18 47

Oral Roberts

Average RPI Win: 123

Average RPI Loss: 19

WON-LOST  
RECORDWINNING  
PCT. RANKLAST 10  
GAMESSTRENGTH OF  
SCHEDULEOPP. STRENGTH  
OF SCHEDULETEAM  
RPIADJ.  
RPICONF.  
RPIADJ CONF.  
RPIDIV. I ONLY  
DIV. I NON-CONF.18- 3  
11- 210  
239- 1  
3- 117  
1415  
206  
56  
54  
34  
3

TOTALS

RPI 1-25

RPI 26-50

W-L RECORDS

RPI 51-100

RPI 101-999

RPI 201+

18- 3

3- 2

4- 1

OVERALL

1- 0

10- 0

5- 0

13- 0

0- 0

3- 0

HOME

1- 0

9- 0

4- 0

3- 3

2- 2

1- 1

AWAY

0- 0

0- 0

0- 0

2- 0

1- 0

0- 0

NEUTRAL

0- 0

1- 0

1- 0

11- 2

2- 2

1- 0

NON-CONFERENCE

0- 0

8- 0

4- 0

8- 0

0- 0

1- 0

HOME

0- 0

7- 0

3- 0

1- 2

1- 2

0- 0

AWAY

0- 0

0- 0

0- 0

2- 0

1- 0

0- 0

NEUTRAL

0- 0

1- 0

1- 0

7- 1

1- 0

3- 1

CONFERENCE

1- 0

2- 0

1- 0

5- 0

0- 0

2- 0

HOME

1- 0

2- 0

1- 0

2- 1

1- 0

1- 1

AWAY

0- 0

0- 0

0- 0

0- 0

0- 0

0- 0

NEUTRAL

0- 0

0- 0

0- 0

RPI 1-25

Team's RPI: 6

RPI 26-50

RPI 51-100

RPI 101+

RPI	S	Opponent	Score
3	A	Mississippi St.	79 90
5	A	Louisville	61 74
8	A	UCLA	70 61
15	A	Texas A&M	83 68
15	N	Texas A&M	84 62

RPI	S	Opponent	Score
31	H	Arizona St.	74 64
36	H	Oklahoma	92 74
48	A	Southern California	70 66
49	A	Oregon St.	79 85
49	H	Oregon St.	75 63

RPI	S	Opponent	Score
69	H	Washington St.	89 56

RPI	S	Opponent	Score
101	H	Ole Miss	90 46
116	H	Drake	110 77
134	H	Washington	94 83
141	H	Weber St.	114 87
187	H	Hampton	87 45
212	H	Eastern Wash.	81 40
215	H	CSUN	91 43
246	N	Hawaii	85 44
282	H	Arizona	62 44
307	H	Southern Utah	98 38

LAST 12 Division I GAMES:

49	H	Oregon St.	75 63	134	H	Washington	94 83
49	A	Oregon St.	79 85	69	H	Washington St.	89 56
31	H	Arizona St.	74 64	246	N	Hawaii	85 44
282	H	Arizona	62 44	15	N	Texas A&M	84 62
8	A	UCLA	70 61	101	H	Ole Miss	90 46
48	A	Southern California	70 66	3	A	Mississippi St.	79 90

Non-Div I Games:

Oregon

Average RPI Win: 187

Average RPI Loss: 17

WON-LOST  
RECORDWINNING  
PCT. RANKLAST 10  
GAMESSTRENGTH OF  
SCHEDULEOPP. STRENGTH  
OF SCHEDULETEAM  
RPIADJ.  
RPICONF.  
RPIADJ CONF.  
RPIDIV. I ONLY  
DIV. I NON-CONF.14- 5  
9- 254  
347- 3  
4- 092  
22452  
19249  
8449  
844  
34  
3

TOTALS

RPI 1-25

RPI 26-50

W-L RECORDS

RPI 51-100

RPI 101-999

RPI 201+

14- 5

1- 4

1- 1

OVERALL

2- 0

10- 0

7- 0

11- 1

1- 1

1- 0

HOME

2- 0

7- 0

5- 0

1- 4

0- 3

0- 1

AWAY

0- 0

1- 0

1- 0

2- 0

0- 0

0- 0

NEUTRAL

0- 0

2- 0

1- 0

9- 2

0- 2

0- 0

NON-CONFERENCE

1- 0

8- 0

6- 0

6- 1

0- 1

0- 0

HOME

1- 0

5- 0

4- 0

1- 1

0- 1

0- 0

AWAY

0- 0

1- 0

1- 0

2- 0

0- 0

0- 0

NEUTRAL

0- 0

2- 0

1- 0

5- 3

1- 2

1- 1

CONFERENCE

1- 0

2- 0

1- 0

5- 0

1- 0

1- 0

HOME

1- 0

2- 0

1- 0

0- 3

0- 2

0- 1

AWAY

0- 0

0- 0

0- 0

0- 0

0- 0

0- 0

NEUTRAL

0- 0

0- 0

0- 0

RPI 1-25

RPI 26-50

Team's RPI: 49

RPI 51-100

RPI 101+

RPI	S	Opponent	Score
2	H	Notre Dame	67 72
6	A	Oregon	63 75
6	H	Oregon	85 79
8	A	UCLA	49 84
19	A	Duke	65 72

RPI	S	Opponent	Score
31	H	Arizona St.	57 54
48	A	Southern Cal i forni a	61 65

RPI	S	Opponent	Score
54	H	UC Davi s	61 47
69	H	Washington St.	71 53

RPI	S	Opponent	Score
131	H	North Dakota	65 55
134	H	Washington	75 63
159	N	Nevada	89 49
208	H	UC Santa Barbara	74 49
260	H	San Jose St.	110 62
282	H	Arizona	88 48
300	H	Utah Valley	98 41
302	N	Utah St.	94 55
334	A	N. C. Central	97 44
345	H	Savannah St.	84 36

LAST 12 Division I GAMES:

6	A	Oregon	63 75	69	H	Washington St.	71 53
6	H	Oregon	85 79	134	H	Washington	75 63
282	H	Arizona	88 48	54	H	UC Davi s	61 47
31	H	Arizona St.	57 54	208	H	UC Santa Barbara	74 49
48	A	Southern Cal i forni a	61 65	345	H	Savannah St.	84 36
8	A	UCLA	49 84	260	H	San Jose St.	110 62

Oregon St.

Oregon St.

Non-Div I Games:

Oregon St.

Loss, Non-Conf, S Site, H Home A Away N Neutral

Average RPI	Win: 210	WON-LOST	WINNING	LAST 10	STRENGTH OF	OPP. STRENGTH	TEAM	ADJ.	CONF.	ADJ CONF.
Average RPI	Loss: 92	RECORD	PCT. RANK	GAMES	SCHEDULE	OF SCHEDULE	RPI	RPI	RPI	RPI
DIV. I ONLY	8- 11	221	4- 6	53	158	154	154	12	12	
DIV. I NON-CONF.	5- 5	170	2- 1	32	191	121	121	10	10	
-----										
TOTALS	RPI 1-25	RPI 26-50	W-L RECORDS	RPI 51-100	RPI 101-999	RPI 201+				
8- 11	0- 1	0- 0	OVERALL	1- 6	7- 4	5- 0				
5- 6	0- 1	0- 0	HOME	1- 4	4- 1	3- 0				
3- 5	0- 0	0- 0	AWAY	0- 2	3- 3	2- 0				
0- 0	0- 0	0- 0	NEUTRAL	0- 0	0- 0	0- 0				
5- 5	0- 1	0- 0	NON-CONFERENCE	1- 3	4- 1	3- 0				
4- 3	0- 1	0- 0	HOME	1- 2	3- 0	2- 0				
1- 2	0- 0	0- 0	AWAY	0- 1	1- 1	1- 0				
0- 0	0- 0	0- 0	NEUTRAL	0- 0	0- 0	0- 0				
3- 6	0- 0	0- 0	CONFERENCE	0- 3	3- 3	2- 0				
1- 3	0- 0	0- 0	HOME	0- 2	1- 1	1- 0				
2- 3	0- 0	0- 0	AWAY	0- 1	2- 2	1- 0				
0- 0	0- 0	0- 0	NEUTRAL	0- 0	0- 0	0- 0				

RPI 1-25				RPI 26-50				RPI 51-100				RPI 101+				Team's RPI: 154
RPI	S	Opponent	Score	RPI	S	Opponent	Score	RPI	S	Opponent	Score	RPI	S	Opponent	Score	
18	H	Cal i forni a	85 92					51	H	UCF	78 74	111	A	BYU	65 77	
								53	A	Northern Colo.	55 80	138	H	Lamar Universi ty	80 75	
								54	H	UC Davi s	58 90	150	A	Fresno St.	70 81	
								65	H	Gonzaga	72 99	155	H	San Francisco	71 81	
								71	A	Saint Mary's (CA)	88 96	167	A	Loyola Marymount	60 75	
								71	H	Saint Mary's (CA)	69 70	195	A	San Diego	81 68	
								92	H	Brown	57 74	207	A	Pepperdi ne	85 77	
												209	A	Seattle U	85 73	
												260	H	San Jose St.	106 97	
												298	H	Cal St. Fullerton	81 65	
												319	H	Portland	91 55	
LAST 12 Division I GAMES:																
155	H	San Francisco	71 81	71	H	Saint Mary's (CA)	69 70									
71	A	Saint Mary's (CA)	88 96	167	A	Loyola Marymount	60 75									
207	A	Pepperdi ne	85 77	65	H	Gonzaga	72 99									
319	H	Portland	91 55	51	H	UCF	78 74									
195	A	San Diego	81 68	209	A	Seattle U	85 73									
111	A	BYU	65 77	18	H	Cal i forni a	85 92									

Non-Div I Games: UC Merced 123 59

Paci fi c

Average RPI	Win:	215	WON-LOST	WINNING	LAST 10	STRENGTH OF	OPP. STRENGTH	TEAM	ADJ.	CONF.	ADJ CONF.
Average RPI	Loss:	99	RECORD	PCT. RANK	GAMES	SCHEDULE	OF SCHEDULE	RPI	RPI	RPI	RPI
DIV. I ONLY		10- 5		78	8- 2	195	107	104	104	9	9
DIV. I NON-CONF.		8- 4		87	7- 2	219	72	94	94	9	9
-----											
TOTALS	RPI 1-25		RPI 26-50		W-L RECORDS	RPI 51-100		RPI 101-999		RPI 201+	
10- 5	0- 1		1- 1		OVERALL	0- 1		9- 2		6- 1	
4- 2	0- 1		0- 1		HOME	0- 0		4- 0		4- 0	
4- 2	0- 0		1- 0		AWAY	0- 0		3- 2		1- 1	
2- 1	0- 0		0- 0		NEUTRAL	0- 1		2- 0		1- 0	
8- 4	0- 1		1- 0		NON-CONFERENCE	0- 1		7- 2		4- 1	
2- 1	0- 1		0- 0		HOME	0- 0		2- 0		2- 0	
4- 2	0- 0		1- 0		AWAY	0- 0		3- 2		1- 1	
2- 1	0- 0		0- 0		NEUTRAL	0- 1		2- 0		1- 0	
2- 1	0- 0		0- 1		CONFERENCE	0- 0		2- 0		2- 0	
2- 1	0- 0		0- 1		HOME	0- 0		2- 0		2- 0	
0- 0	0- 0		0- 0		AWAY	0- 0		0- 0		0- 0	
0- 0	0- 0		0- 0		NEUTRAL	0- 0		0- 0		0- 0	

RPI 1-25				RPI 26-50				RPI 51-100				RPI 101+ Team's RPI: 104			
RPI	S	Opponent	Score	RPI	S	Opponent	Score	RPI	S	Opponent	Score	RPI	S	Opponent	Score
2	H	Notre Dame	54 66	27	A	Villanova	79 77	62	N	Georgia Tech	55 69	120	N	Missouri St.	65 60
				41	H	Princeton	55 70					169	A	Saint Joseph's	57 50
												174	A	Temple	74 59
												176	A	Binghamton	72 77
												205	H	Columbia	70 51
												213	A	La Salle	59 66
												222	H	Lafayette	55 42
												264	H	Cornell	68 48
												309	N	VCU	82 52
												321	H	Rhode Island	84 66
												339	A	NJIT	77 38
-----															
LAST 12 Division I GAMES:															
174	A	Temple	74 59	309	N	VCU	82 52								
27	A	Villanova	79 77	321	H	Rhode Island	84 66								
205	H	Columbia	70 51	169	A	Saint Joseph's	57 50								
264	H	Cornell	68 48	2	H	Notre Dame	54 66								
41	H	Princeton	55 70	213	A	La Salle	59 66								
339	A	NJIT	77 38	120	N	Missouri St.	65 60								

Non-Div I Games:

Penn

Average RPI Win: **160**Average RPI Loss: **84**WON-LOST  
RECORDWINNING  
PCT. RANKLAST 10  
GAMESSTRENGTH OF  
SCHEDULEOPP. STRENGTH  
OF SCHEDULETEAM  
RPIADJ.  
RPICONF.  
RPIADJ CONF.  
RPIDIV. I ONLY  
DIV. I NON-CONF.13- 8  
9- 4106  
825- 5  
2- 265  
18751  
12379  
8579  
853  
43  
4

TOTALS

RPI 1-25

RPI 26-50

W-L RECORDS

RPI 51-100

RPI 101-999

RPI 201+

13- 8

1- 3

1- 1

OVERALL

2- 2

9- 2

4- 1

9- 2

1- 1

1- 1

HOME

2- 0

5- 0

3- 0

4- 4

0- 2

0- 0

AWAY

0- 1

4- 1

1- 1

0- 2

0- 0

0- 0

NEUTRAL

0- 1

0- 1

0- 0

9- 4

0- 0

1- 0

NON-CONFERENCE

1- 2

7- 2

4- 1

6- 0

0- 0

1- 0

HOME

1- 0

4- 0

3- 0

3- 2

0- 0

0- 0

AWAY

0- 1

3- 1

1- 1

0- 2

0- 0

0- 0

NEUTRAL

0- 1

0- 1

0- 0

4- 4

1- 3

0- 1

CONFERENCE

1- 0

2- 0

0- 0

3- 2

1- 1

0- 1

HOME

1- 0

1- 0

0- 0

1- 2

0- 2

0- 0

AWAY

0- 0

1- 0

0- 0

0- 0

0- 0

0- 0

NEUTRAL

0- 0

0- 0

0- 0

RPI 1-25

RPI	S	Opponent	Score
14	A	Rutgers	65 <b>70</b>
14	H	Rutgers	70 67
23	A	Michigan	69 <b>89</b>
24	H	Maryland	65 <b>69</b>

RPI 26-50

RPI	S	Opponent	Score
43	H	Drexel	84 70
44	H	Minnesota	71 <b>91</b>

RPI 51-100

Team's RPI: 79

RPI	S	Opponent	Score
58	A	American	66 <b>75</b>
73	H	Indiana	77 74
74	N	Kansas St.	65 <b>70</b>
77	H	Fordham	65 60

RPI 101+

RPI	S	Opponent	Score
106	H	Wake Forest	68 58
147	A	Pittsburgh	59 48
164	H	Illinois	68 59
184	A	Providence	60 51
191	A	Wisconsin	69 62
196	N	Louisiana Tech	59 <b>71</b>
203	H	Siena	86 72
233	H	Manhattan	78 46
235	A	St. Bonaventure	62 <b>65</b>
314	H	Central Conn. St.	83 66
326	A	Marshall	80 65

LAST 12 Division I GAMES:

164	H	Illinois	68 59	24	H	Maryland	65 <b>69</b>
14	H	Rutgers	70 67	23	A	Michigan	69 <b>89</b>
191	A	Wisconsin	69 62	58	A	American	66 <b>75</b>
44	H	Minnesota	71 <b>91</b>	147	A	Pittsburgh	59 48
14	A	Rutgers	65 <b>70</b>	235	A	St. Bonaventure	62 <b>65</b>
73	H	Indiana	77 74	77	H	Fordham	65 60

Non-Div I Games:

Penn St.

Average RPI Win:	220	WON-LOST	WINNING	LAST 10	STRENGTH OF	OPP. STRENGTH	TEAM	ADJ.	CONF.	ADJ CONF.
Average RPI Loss:	136	RECORD	PCT. RANK	GAMES	SCHEDULE	OF SCHEDULE	RPI	RPI	RPI	RPI
DIV. I ONLY	7- 12	247	3- 7	87	278	207	207	12	12	
DIV. I NON-CONF.	4- 6	214	0- 3	94	343	183	183	10	10	
-----										
TOTALS	RPI 1-25	RPI 26-50	W-L RECORDS	RPI 51-100	RPI 101-999	RPI 201+				
7- 12	0- 0	0- 0	OVERALL	0- 4	7- 8	3- 2				
5- 4	0- 0	0- 0	HOME	0- 0	5- 4	2- 2				
2- 8	0- 0	0- 0	AWAY	0- 4	2- 4	1- 0				
0- 0	0- 0	0- 0	NEUTRAL	0- 0	0- 0	0- 0				
4- 6	0- 0	0- 0	NON-CONFERENCE	0- 2	4- 4	2- 2				
2- 2	0- 0	0- 0	HOME	0- 0	2- 2	1- 2				
2- 4	0- 0	0- 0	AWAY	0- 2	2- 2	1- 0				
0- 0	0- 0	0- 0	NEUTRAL	0- 0	0- 0	0- 0				
3- 6	0- 0	0- 0	CONFERENCE	0- 2	3- 4	1- 0				
3- 2	0- 0	0- 0	HOME	0- 0	3- 2	1- 0				
0- 4	0- 0	0- 0	AWAY	0- 2	0- 2	0- 0				
0- 0	0- 0	0- 0	NEUTRAL	0- 0	0- 0	0- 0				

RPI 1-25				RPI 26-50				RPI 51-100				RPI 101+				Team's RPI: 207
RPI	S	Opponent	Score	RPI	S	Opponent	Score	RPI	S	Opponent	Score	RPI	S	Opponent	Score	
								54	A	UC Davis	64 69	111	H	BYU	67 73	
								65	A	Gonzaga	51 73	141	A	Weber St.	61 71	
								68	A	Utah	65 89	142	H	Idaho St.	80 74	
								71	A	Saint Mary's (CA)	62 75	154	H	Pacific	77 85	
												155	A	San Francisco	67 68	
												155	H	San Francisco	95 92	
												159	A	Nevada	77 72	
												167	A	Loyola Marymount	60 75	
												190	A	UC Irvine	74 75	
												195	H	San Diego	66 62	
												209	H	Seattle U	62 65	
												247	H	New Mexico St.	64 86	
												256	H	Santa Clara	56 55	
												300	H	Utah Valley	71 44	
												336	A	Long Beach St.	83 71	
-----																
LAST 12 Division I GAMES:																
167	A	Loyola Marymount	60 75	65	A	Gonzaga	51 73									
155	H	San Francisco	95 92	195	H	San Diego	66 62									
154	H	Pacific	77 85	256	H	Santa Clara	56 55									
71	A	Saint Mary's (CA)	62 75	247	H	New Mexico St.	64 86									
111	H	BYU	67 73	141	A	Weber St.	61 71									
155	A	San Francisco	67 68	68	A	Utah	65 89									

Non-Div I Games:

Pepperdine



Average RPI	Win:	216	WON-LOST	WINNING	LAST 10	STRENGTH OF	OPP. STRENGTH	TEAM	ADJ.	CONF.	ADJ CONF.
Average RPI	Loss:	63	RECORD	PCT. RANK	GAMES	SCHEDULE	OF SCHEDULE	RPI	RPI	RPI	RPI
DIV. I ONLY		9- 12		217	3- 7	40	71	147	147	1	1
DIV. I NON-CONF.		8- 5		111	3- 1	159	236	157	157	1	1
-----											
TOTALS	RPI 1-25		RPI 26-50		W-L RECORDS		RPI 51-100		RPI 101-999		RPI 201+
9- 12	0- 2		0- 3		OVERALL		1- 5		8- 2		5- 0
8- 6	0- 2		0- 0		HOME		1- 2		7- 2		5- 0
1- 6	0- 0		0- 3		AWAY		0- 3		1- 0		0- 0
0- 0	0- 0		0- 0		NEUTRAL		0- 0		0- 0		0- 0
8- 5	0- 0		0- 1		NON-CONFERENCE		0- 3		8- 1		5- 0
7- 3	0- 0		0- 0		HOME		0- 2		7- 1		5- 0
1- 2	0- 0		0- 1		AWAY		0- 1		1- 0		0- 0
0- 0	0- 0		0- 0		NEUTRAL		0- 0		0- 0		0- 0
1- 7	0- 2		0- 2		CONFERENCE		1- 2		0- 1		0- 0
1- 3	0- 2		0- 0		HOME		1- 0		0- 1		0- 0
0- 4	0- 0		0- 2		AWAY		0- 2		0- 0		0- 0
0- 0	0- 0		0- 0		NEUTRAL		0- 0		0- 0		0- 0

RPI 1-25				RPI 26-50				RPI 51-100				RPI 101+ Team's RPI: 147			
RPI	S	Opponent	Score	RPI	S	Opponent	Score	RPI	S	Opponent	Score	RPI	S	Opponent	Score
2	H	Notre Dame	53 87	26	A	Syracuse	52 70	52	H	Duquesne	53 66	106	H	Wake Forest	49 58
5	H	Louisville	51 77	32	A	Virginia	50 62	60	A	Virginia Tech	66 89	139	A	Cincinnati	66 46
				34	A	West Virginia	52 73	62	H	Georgia Tech	68 62	156	H	Bucknell	57 39
								77	A	Fordham	55 58	191	H	Wisconsin	57 58
								79	H	Penn St.	48 59	194	H	Arkansas St.	87 47
								86	A	North Carolina	67 68	241	H	Youngstown St.	66 58
												264	H	Cornell	51 39
												270	H	Towson	81 63
												278	H	UNCW	74 55
												341	H	Chicago St.	87 49
-----															
LAST 12 Division I GAMES:															
2	H	Notre Dame	53 87	106	H	Wake Forest	49 58								
26	A	Syracuse	52 70	341	H	Chicago St.	87 49								
5	H	Louisville	51 77	32	A	Virginia	50 62								
62	H	Georgia Tech	68 62	156	H	Bucknell	57 39								
60	A	Virginia Tech	66 89	79	H	Penn St.	48 59								
86	A	North Carolina	67 68	278	H	UNCW	74 55								

Non-Div I Games:

Pittsburgh

Average RPI Win:	273	WON-LOST	WINNING	LAST 10	STRENGTH OF	OPP. STRENGTH	TEAM	ADJ.	CONF.	ADJ CONF.
Average RPI Loss:	162	RECORD	PCT. RANK	GAMES	SCHEDULE	OF SCHEDULE	RPI	RPI	RPI	RPI
DIV. I ONLY	2- 16	329	0- 10	156	274	319	319	12	12	
DIV. I NON-CONF.	2- 7	286	0- 3	246	324	329	329	10	10	
-----										
TOTALS	RPI 1-25	RPI 26-50	W-L RECORDS	RPI 51-100	RPI 101-999	RPI 201+				
2- 16	0- 0	0- 0	OVERALL	0- 2	2- 14	2- 2				
2- 9	0- 0	0- 0	HOME	0- 1	2- 8	2- 1				
0- 7	0- 0	0- 0	AWAY	0- 1	0- 6	0- 1				
0- 0	0- 0	0- 0	NEUTRAL	0- 0	0- 0	0- 0				
2- 7	0- 0	0- 0	NON-CONFERENCE	0- 0	2- 7	2- 1				
2- 4	0- 0	0- 0	HOME	0- 0	2- 4	2- 0				
0- 3	0- 0	0- 0	AWAY	0- 0	0- 3	0- 1				
0- 0	0- 0	0- 0	NEUTRAL	0- 0	0- 0	0- 0				
0- 9	0- 0	0- 0	CONFERENCE	0- 2	0- 7	0- 1				
0- 5	0- 0	0- 0	HOME	0- 1	0- 4	0- 1				
0- 4	0- 0	0- 0	AWAY	0- 1	0- 3	0- 0				
0- 0	0- 0	0- 0	NEUTRAL	0- 0	0- 0	0- 0				

RPI 1-25				RPI 26-50				RPI 51-100				RPI 101+ Team's RPI: 319			
RPI	S	Opponent	Score	RPI	S	Opponent	Score	RPI	S	Opponent	Score	RPI	S	Opponent	Score
								65	A	Gonzaga	36 75	111	H	BYU	58 72
								65	H	Gonzaga	56 70	134	A	Washington	67 93
												137	H	Portland St.	71 77
												141	H	Weber St.	70 91
												143	H	Saint Francis (PA)	101 106
												154	A	Paci fic	55 91
												155	A	San Franci sco	75 84
												167	H	Loyol a Marymount	60 63
												186	H	Boise St.	47 73
												190	A	UC Irvi ne	52 63
												195	A	San Diego	52 59
												195	H	San Di ego	60 75
												246	H	Hawai i	76 47
												256	H	Santa Clara	43 50
												298	A	Cal St. Fullerton	61 66
												300	H	Utah Valley	71 64
-----															
LAST 12 Division I GAMES:															
				65	A	Gonzaga	36 75	195	A	San Di ego	52 59				
				167	H	Loyol a Marymount	60 63	155	A	San Franci sco	75 84				
				195	H	San Di ego	60 75	111	H	BYU	58 72				
				154	A	Paci fic	55 91	143	H	Saint Francis (PA)	101 106				
				65	H	Gonzaga	56 70	141	H	Weber St.	70 91				
				256	H	Santa Clara	43 50	186	H	Boise St.	47 73				

Non-Div I Games: Willamette 72 52 Warner Paci fic 95 59

Portland

Average RPI Win:	214	WON-LOST	WINNING	LAST 10	STRENGTH OF	OPP. STRENGTH	TEAM	ADJ.	CONF.	ADJ CONF.
Average RPI Loss:	144	RECORD	PCT. RANK	GAMES	SCHEDULE	OF SCHEDULE	RPI	RPI	RPI	RPI
DIV. I ONLY	8- 8	173	6- 3	141	217	137	137	19	19	
DIV. I NON-CONF.	4- 5	202	3- 1	127	165	105	105	14	14	
-----										
TOTALS	RPI 1-25	RPI 26-50	W-L RECORDS	RPI 51-100	RPI 101-999	RPI 201+				
8- 8	0- 0	0- 0	OVERALL	0- 2	8- 6	5- 2				
4- 2	0- 0	0- 0	HOME	0- 0	4- 2	2- 0				
4- 6	0- 0	0- 0	AWAY	0- 2	4- 4	3- 2				
0- 0	0- 0	0- 0	NEUTRAL	0- 0	0- 0	0- 0				
4- 5	0- 0	0- 0	NON-CONFERENCE	0- 2	4- 3	2- 1				
1- 0	0- 0	0- 0	HOME	0- 0	1- 0	0- 0				
3- 5	0- 0	0- 0	AWAY	0- 2	3- 3	2- 1				
0- 0	0- 0	0- 0	NEUTRAL	0- 0	0- 0	0- 0				
4- 3	0- 0	0- 0	CONFERENCE	0- 0	4- 3	3- 1				
3- 2	0- 0	0- 0	HOME	0- 0	3- 2	2- 0				
1- 1	0- 0	0- 0	AWAY	0- 0	1- 1	1- 1				
0- 0	0- 0	0- 0	NEUTRAL	0- 0	0- 0	0- 0				

RPI 1-25				RPI 26-50				RPI 51-100				RPI 101+				Team's RPI: 137
RPI	S	Opponent	Score	RPI	S	Opponent	Score	RPI	S	Opponent	Score	RPI	S	Opponent	Score	
								54	A	UC Davis	67 79	101	H	Ole Miss	94 79	
								65	A	Gonzaga	52 91	114	A	UNLV	80 88	
												141	H	Weber St.	77 64	
												142	H	Idaho St.	59 88	
												159	A	Nevada	55 67	
												174	H	Idaho	90 101	
												190	A	UC Irvine	82 72	
												209	A	Seattle U	77 91	
												212	H	Eastern Wash.	75 60	
												218	A	Montana St.	69 60	
												237	A	Montana	53 69	
												260	A	San Jose St.	90 78	
												268	H	Sacramento St.	74 73	
												319	A	Portland	77 71	
-----																
LAST 12 Division I GAMES:																
141	H	Weber St.	77 64	268	H	Sacramento St.	74 73	101	H	Ole Miss	94 79	190	A	UC Irvine	82 72	
142	H	Idaho St.	59 88	101	H	Ole Miss	94 79	65	A	Gonzaga	52 91	319	A	Portland	77 71	
237	A	Montana	53 69	190	A	UC Irvine	82 72	65	A	Gonzaga	52 91	209	A	Seattle U	77 91	
218	A	Montana St.	69 60	65	A	Gonzaga	52 91	319	A	Portland	77 71					
174	H	Idaho	90 101	319	A	Portland	77 71									
212	H	Eastern Wash.	75 60	209	A	Seattle U	77 91									

Non-Div I Games: Northwest (WA) 63 60 Multnomah 95 32

Portland St.

Average RPI Win:	289	WON-LOST	WINNING	LAST 10	STRENGTH OF	OPP. STRENGTH	TEAM	ADJ.	CONF.	ADJ CONF.
Average RPI Loss:	202	RECORD	PCT. RANK	GAMES	SCHEDULE	OF SCHEDULE	RPI	RPI	RPI	RPI
DIV. I ONLY	4- 12	295	4- 6	234	346	295	295	32	32	
DIV. I NON-CONF.	0- 9	337	0- 5	68	320	302	302	32	32	
-----										
TOTALS	RPI 1-25	RPI 26-50	W-L RECORDS	RPI 51-100	RPI 101-999	RPI 201+				
4- 12	0- 1	0- 0	OVERALL	0- 0	4- 11	4- 7				
3- 2	0- 0	0- 0	HOME	0- 0	3- 2	3- 1				
1- 9	0- 1	0- 0	AWAY	0- 0	1- 8	1- 5				
0- 1	0- 0	0- 0	NEUTRAL	0- 0	0- 1	0- 1				
0- 9	0- 1	0- 0	NON-CONFERENCE	0- 0	0- 8	0- 4				
0- 1	0- 0	0- 0	HOME	0- 0	0- 1	0- 0				
0- 7	0- 1	0- 0	AWAY	0- 0	0- 6	0- 3				
0- 1	0- 0	0- 0	NEUTRAL	0- 0	0- 1	0- 1				
4- 3	0- 0	0- 0	CONFERENCE	0- 0	4- 3	4- 3				
3- 1	0- 0	0- 0	HOME	0- 0	3- 1	3- 1				
1- 2	0- 0	0- 0	AWAY	0- 0	1- 2	1- 2				
0- 0	0- 0	0- 0	NEUTRAL	0- 0	0- 0	0- 0				

RPI 1-25				RPI 26-50				RPI 51-100				RPI 101+ Team's RPI: 295			
RPI	S	Opponent	Score	RPI	S	Opponent	Score	RPI	S	Opponent	Score	RPI	S	Opponent	Score
15	A	Texas A&M	70 98									112	A	Clemson	58 64
												122	H	Rice	68 88
												166	A	Texas St.	57 84
												170	A	Colorado St.	59 71
												202	A	Bethune-Cookman	52 77
												210	H	Southern U.	69 62
												231	A	Texas Tech	60 89
												255	A	Grambling	79 81
												257	A	Texas Southern	61 56
												266	N	A&M-Corpus Christi	62 72
												276	H	Alcorn	72 73
												293	A	Jackson St.	61 70
												318	A	UTRGV	62 78
												340	H	Ark.-Pine Bluff	64 52
												347	H	Mississippi Val.	78 73
-----															
LAST 12 Division I GAMES:															
347	H	Mississippi Val.	78 73	276	H	Alcorn	72 73								
340	H	Ark.-Pine Bluff	64 52	122	H	Rice	68 88								
293	A	Jackson St.	61 70	170	A	Colorado St.	59 71								
255	A	Grambling	79 81	231	A	Texas Tech	60 89								
257	A	Texas Southern	61 56	112	A	Clemson	58 64								
210	H	Southern U.	69 62	166	A	Texas St.	57 84								

Non-Div I Games: Texas-Tyler 99 56 Arlington Baptist 116 73

Prairie View

Average RPI Win:	268	WON-LOST	WINNING	LAST 10	STRENGTH OF	OPP. STRENGTH	TEAM	ADJ.	CONF.	ADJ CONF.
Average RPI Loss:	152	RECORD	PCT. RANK	GAMES	SCHEDULE	OF SCHEDULE	RPI	RPI	RPI	RPI
DIV. I ONLY	6- 12	261	5- 5	212	225	262	262	29	29	
DIV. I NON-CONF.	3- 8	268	2- 3	164	130	245	245	29	29	
-----										
TOTALS	RPI 1-25	RPI 26-50	W-L RECORDS	RPI 51-100	RPI 101-999	RPI 201+				
6- 12	0- 2	0- 0	OVERALL	0- 3	6- 7	5- 5				
5- 3	0- 0	0- 0	HOME	0- 0	5- 3	4- 2				
1- 9	0- 0	0- 0	AWAY	0- 1	1- 1	1- 1				
0- 0	0- 0	0- 0	NEUTRAL	0- 0	0- 0	0- 0				
3- 8	0- 2	0- 0	NON-CONFERENCE	0- 3	3- 3	2- 3				
2- 2	0- 0	0- 0	HOME	0- 0	2- 2	1- 2				
1- 6	0- 2	0- 0	AWAY	0- 3	1- 1	1- 1				
0- 0	0- 0	0- 0	NEUTRAL	0- 0	0- 0	0- 0				
3- 4	0- 0	0- 0	CONFERENCE	0- 0	3- 4	3- 2				
3- 1	0- 0	0- 0	HOME	0- 0	3- 1	3- 0				
0- 3	0- 0	0- 0	AWAY	0- 0	0- 3	0- 2				
0- 0	0- 0	0- 0	NEUTRAL	0- 0	0- 0	0- 0				

RPI 1-25				RPI 26-50				RPI 51-100				RPI 101+				Team's RPI: 262
RPI	S	Opponent	Score	RPI	S	Opponent	Score	RPI	S	Opponent	Score	RPI	S	Opponent	Score	
8	A	UCLA	40 76					81	A	Belmont	48 90	117	A	High Point	55 81	
19	A	Duke	45 79					86	A	North Carolina	56 91	149	H	Liberty	64 76	
								94	A	Chattanooga	51 71	165	H	Furman	76 75	
												204	A	Radford	55 93	
												210	H	Gardner-Webb	72 69	
												228	A	San Diego St.	50 77	
												236	H	UNCG	57 64	
												249	H	Campbell	65 59	
												253	H	Kennesaw St.	51 60	
												305	A	USC Upstate	83 69	
												334	H	N. C. Central	69 60	
												344	H	Winthrop	78 45	
												348	A	Longwood	56 66	
-----																
LAST 12 Division I GAMES:																
344	H	Winthrop	78 45	149	H	Liberty	64 76									
204	A	Radford	55 93	165	H	Furman	76 75									
210	H	Gardner-Webb	72 69	236	H	UNCG	57 64									
249	H	Campbell	65 59	334	H	N. C. Central	69 60									
117	A	High Point	55 81	86	A	North Carolina	56 91									
348	A	Longwood	56 66	81	A	Belmont	48 90									

Non-Div I Games:

Presbyterian

Average RPI Win:	169	WON-LOST	WINNING	LAST 10	STRENGTH OF	OPP. STRENGTH	TEAM	ADJ.	CONF.	ADJ CONF.
Average RPI Loss:	34	RECORD	PCT. RANK	GAMES	SCHEDULE	OF SCHEDULE	RPI	RPI	RPI	RPI
DIV. I ONLY	13- 3	27	9- 1	119	72	41	41	9	9	
DIV. I NON-CONF.	10- 3	51	7- 2	111	35	46	46	9	9	
<hr/>										
TOTALS	RPI 1-25	RPI 26-50	W-L RECORDS	RPI 51-100	RPI 101-999	RPI 201+				
13- 3	0- 1	0- 1	OVERALL	5- 1	8- 0	5- 0				
5- 2	0- 0	0- 1	HOME	2- 1	3- 0	3- 0				
6- 1	0- 1	0- 0	AWAY	2- 0	4- 0	2- 0				
2- 0	0- 0	0- 0	NEUTRAL	1- 0	1- 0	0- 0				
10- 3	0- 1	0- 1	NON-CONFERENCE	5- 1	5- 0	3- 0				
3- 2	0- 0	0- 1	HOME	2- 1	1- 0	1- 0				
5- 1	0- 1	0- 0	AWAY	2- 0	3- 0	2- 0				
2- 0	0- 0	0- 0	NEUTRAL	1- 0	1- 0	0- 0				
3- 0	0- 0	0- 0	CONFERENCE	0- 0	3- 0	2- 0				
2- 0	0- 0	0- 0	HOME	0- 0	2- 0	2- 0				
1- 0	0- 0	0- 0	AWAY	0- 0	1- 0	0- 0				
0- 0	0- 0	0- 0	NEUTRAL	0- 0	0- 0	0- 0				

RPI 1-25				RPI 26-50				Team's RPI: 41				RPI 51-100				RPI 101+			
RPI	S	Opponent	Score	RPI	S	Opponent	Score	RPI	S	Opponent	Score	RPI	S	Opponent	Score	RPI	S	Opponent	Score
14	A	Rutgers	50 70	27	H	Villanova	59 62	55	A	Quinnipiac	60 46	104	A	Penn	70 55				
								62	H	Georgia Tech	56 67	146	A	Davison	63 57				
								94	N	Chattanooga	59 49	169	N	Saint Joseph's	63 54				
								98	H	Delaware	78 60	205	H	Columbia	69 47				
								99	A	Seton Hall	85 83	222	A	Lafayette	53 45				
								100	H	George Washington	72 52	264	H	Cornell	75 54				
												316	A	Wagner	58 37				
												328	H	UMBC	77 40				
LAST 12 Division I GAMES:																			
264	H	Cornell	75 54	316	A	Wagner	58 37												
205	H	Columbia	69 47	14	A	Rutgers	50 70												
104	A	Penn	70 55	55	A	Quinnipiac	60 46												
328	H	UMBC	77 40	222	A	Lafayette	53 45												
94	N	Chattanooga	59 49	98	H	Delaware	78 60												
169	N	Saint Joseph's	63 54	27	H	Villanova	59 62												

Non-Div I Games:

Princeton

Average RPI Win:	186	WON-LOST	WINNING	LAST 10	STRENGTH OF	OPP. STRENGTH	TEAM	ADJ.	CONF.	ADJ CONF.
Average RPI Loss:	100	RECORD	PCT. RANK	GAMES	SCHEDULE	OF SCHEDULE	RPI	RPI	RPI	RPI
DIV. I ONLY	8- 13	245	2- 8	121	67	184	184	6	6	
DIV. I NON-CONF.	7- 5	132	1- 2	223	194	161	161	5	5	
-----										
TOTALS	RPI 1-25	RPI 26-50	W-L RECORDS	RPI 51-100	RPI 101-999	RPI 201+				
8- 13	0- 1	1- 3	OVERALL	0- 5	7- 4	2- 2				
2- 7	0- 1	0- 2	HOME	0- 2	2- 2	1- 1				
3- 6	0- 0	1- 1	AWAY	0- 3	2- 2	0- 1				
3- 0	0- 0	0- 0	NEUTRAL	0- 0	3- 0	1- 0				
7- 5	0- 0	0- 0	NON-CONFERENCE	0- 3	7- 2	2- 2				
2- 3	0- 0	0- 0	HOME	0- 2	2- 1	1- 1				
2- 2	0- 0	0- 0	AWAY	0- 1	2- 1	0- 1				
3- 0	0- 0	0- 0	NEUTRAL	0- 0	3- 0	1- 0				
1- 8	0- 1	1- 3	CONFERENCE	0- 2	0- 2	0- 0				
0- 4	0- 1	0- 2	HOME	0- 0	0- 1	0- 0				
1- 4	0- 0	1- 1	AWAY	0- 2	0- 1	0- 0				
0- 0	0- 0	0- 0	NEUTRAL	0- 0	0- 0	0- 0				

RPI 1-25				RPI 26-50				RPI 51-100				RPI 101+				Team's RPI: 184
RPI	S	Opponent	Score	RPI	S	Opponent	Score	RPI	S	Opponent	Score	RPI	S	Opponent	Score	
20	H	Marquette	60 <b>77</b>	27	H	Villanova	55 <b>63</b>	55	A	Quinnipiac	36 <b>62</b>	102	N	Wright St.	74 69	
				30	H	DePaul	48 <b>71</b>	78	A	Butler	57 <b>68</b>	127	A	Yale	55 51	
				38	A	St. John's (NY)	49 44	79	H	Penn St.	51 <b>60</b>	148	H	Georgetown	43 <b>75</b>	
				50	A	Creighton	56 <b>73</b>	92	H	Brown	59 <b>64</b>	160	A	Xavier	59 <b>68</b>	
								99	A	Seton Hall	56 <b>65</b>	179	N	Stetson	56 45	
												183	H	Boston College	63 55	
												193	A	Northeastern	98 95	
												205	H	Columbia	64 <b>73</b>	
												258	A	Sacred Heart	75 <b>78</b>	
												321	H	Rhode Island	65 41	
												345	N	Savannah St.	78 48	
-----																
LAST 12 Division I GAMES:																
				78	A	Butler	57 <b>68</b>	38	A	St. John's (NY)	49 44					
				160	A	Xavier	59 <b>68</b>	27	H	Villanova	55 <b>63</b>					
				50	A	Creighton	56 <b>73</b>	148	H	Georgetown	43 <b>75</b>					
				20	H	Marquette	60 <b>77</b>	183	H	Boston College	63 55					
				30	H	DePaul	48 <b>71</b>	258	A	Sacred Heart	75 <b>78</b>					
				99	A	Seton Hall	56 <b>65</b>	55	A	Quinnipiac	36 <b>62</b>					

Non-Div I Games:

Providence

Average RPI Win: 148

Average RPI Loss: 54

WON-LOST  
RECORDWINNING  
PCT. RANKLAST 10  
GAMESSTRENGTH OF  
SCHEDULEOPP. STRENGTH  
OF SCHEDULETEAM  
RPIADJ.  
RPICONF.  
RPIADJ CONF.  
RPIDIV. I ONLY  
DIV. I NON-CONF.13- 8  
9- 5106  
997- 3  
4- 124  
3546  
10746  
5746  
573  
43  
4

TOTALS

RPI 1-25

RPI 26-50

W-L RECORDS

RPI 51-100

RPI 101-999

RPI 201+

13- 8

2- 1

1- 2

OVERALL

1- 5

9- 0

4- 0

9- 2

1- 0

0- 1

HOME

1- 1

7- 0

3- 0

3- 5

1- 1

1- 0

AWAY

0- 4

1- 0

1- 0

1- 1

0- 0

0- 1

NEUTRAL

0- 0

1- 0

0- 0

9- 5

0- 0

1- 2

NON-CONFERENCE

1- 3

7- 0

4- 0

6- 2

0- 0

0- 1

HOME

1- 1

5- 0

3- 0

2- 2

0- 0

1- 0

AWAY

0- 2

1- 0

1- 0

1- 1

0- 0

0- 1

NEUTRAL

0- 0

1- 0

0- 0

4- 3

2- 1

0- 0

CONFERENCE

0- 2

2- 0

0- 0

3- 0

1- 0

0- 0

HOME

0- 0

2- 0

0- 0

1- 3

1- 1

0- 0

AWAY

0- 2

0- 0

0- 0

0- 0

0- 0

0- 0

NEUTRAL

0- 0

0- 0

0- 0

RPI 1-25

RPI	S	Opponent	Score
14	A	Rutgers	50 58
14	H	Rutgers	47 33
25	A	Iowa	76 70

RPI 26-50

Team's RPI: 46

RPI	S	Opponent	Score
33	H	Bal l St.	60 66
37	A	Central Mich.	79 69
48	N	Southern Cal i forni a	46 58

RPI 51-100

RPI	S	Opponent	Score
56	A	Nebraska	51 75
62	A	Georgi a Tech	55 68
68	A	Utah	68 81
71	H	Saint Mary's (CA)	70 60
73	A	Indi ana	54 72
76	H	Ohio	71 77

RPI 101+

RPI	S	Opponent	Score
115	H	Mi ami (OH)	75 66
138	H	Lamar Uni versi ty	79 64
181	H	Northwestern	63 60
191	H	Wi sconsi n	57 35
200	N	Marist	61 47
212	H	Eastern Wash.	65 40
226	H	UT Martin	60 58
246	A	Hawai i	79 67
265	H	Val parai so	95 49

LAST 12 Di vi si on I GAMES:

56	A	Nebraska	51	75	14	A	Rutgers	50	58
181	H	Northwestern	63	60	71	H	Saint Mary's (CA)	70	60
25	A	Iowa	76	70	226	H	UT Martin	60	58
14	H	Rutgers	47	33	212	H	Eastern Wash.	65	40
73	A	Indi ana	54	72	76	H	Ohio	71	77
191	H	Wi sconsi n	57	35	265	H	Val parai so	95	49

Non-Di v I Games:

Purdue



Average RPI	W n:	207	WON-LOST	WINNING	LAST 10	STRENGTH OF	OPP. STRENGTH	TEAM	ADJ.	CONF.	ADJ CONF.
Average RPI	Loss:	25	RECORD	PCT. RANK	GAMES	SCHEDULE	OF SCHEDULE	RPI	RPI	RPI	RPI
DIV. I ONLY		15- 5		48	10- 0	112	126	55	55	27	27
DIV. I NON-CONF.		6- 5		153	1- 2	6	11	23	23	26	26
-----											
TOTALS	RPI 1-25		RPI 26-50		W-L RECORDS	RPI 51-100		RPI 101-999		RPI 201+	
15- 5	0- 3		1- 2		OVERALL	2- 0		12- 0		9- 0	
9- 1	0- 0		0- 1		HOME	2- 0		7- 0		5- 0	
6- 3	0- 2		1- 1		AWAY	0- 0		5- 0		4- 0	
0- 1	0- 1		0- 0		NEUTRAL	0- 0		0- 0		0- 0	
6- 5	0- 3		1- 2		NON-CONFERENCE	2- 0		3- 0		1- 0	
3- 1	0- 0		0- 1		HOME	2- 0		1- 0		0- 0	
3- 3	0- 2		1- 1		AWAY	0- 0		2- 0		1- 0	
0- 1	0- 1		0- 0		NEUTRAL	0- 0		0- 0		0- 0	
9- 0	0- 0		0- 0		CONFERENCE	0- 0		9- 0		8- 0	
6- 0	0- 0		0- 0		HOME	0- 0		6- 0		5- 0	
3- 0	0- 0		0- 0		AWAY	0- 0		3- 0		3- 0	
0- 0	0- 0		0- 0		NEUTRAL	0- 0		0- 0		0- 0	

RPI	S	Opponent	Score	RPI	S	Opponent	Score	RPI	S	Opponent	Score	RPI	S	Opponent	Score
7	A	Ohio St.	63 95	37	A	Central Mich.	84 70	53	H	Northern Colo.	60 49	184	H	Provi dence	62 36
12	N	Missouri	51 66	40	A	Michigan St.	55 74	61	H	Dayton	72 66	187	A	Hampton	64 58
25	A	Iowa	67 83	41	H	Princeton	46 60					200	H	Marist	62 56
												203	H	Siena	68 54
												206	H	Niagara	77 61
												230	A	Richmond	81 65
												233	A	Manhattan	80 64
												267	H	Rider	73 66
												277	H	Fairfield	77 45
												287	A	Monmouth	76 55
												338	H	Saint Peter's	86 39
												342	A	Iona	74 38
-----															
LAST 12 Division I GAMES:															
277	H	Fairfield	77 45	206	H	Niagara	77 61	233	A	Manhattan	80 64	203	H	Siena	68 54
287	A	Monmouth	76 55	37	A	Central Mich.	84 70	40	A	Michigan St.	55 74	41	H	Princeton	46 60
267	H	Rider	73 66												
338	H	Saint Peter's	86 39												
200	H	Marist	62 56												
342	A	Iona	74 38												

Non-Div I Games:

Qui nni pi ac

Average RPI Win:	277	WON-LOST	WINNING	LAST 10	STRENGTH OF	OPP. STRENGTH	TEAM	ADJ.	CONF.	ADJ CONF.
Average RPI Loss:	157	RECORD	PCT. RANK	GAMES	SCHEDULE	OF SCHEDULE	RPI	RPI	RPI	RPI
DIV. I ONLY	11- 6	96	7- 2	331	282	204	204	29	29	
DIV. I NON-CONF.	6- 4	122	3- 1	303	205	179	179	29	29	
-----										
TOTALS	RPI 1-25	RPI 26-50	W-L RECORDS	RPI 51-100	RPI 101-999	RPI 201+				
11- 6	0- 0	0- 1	OVERALL	0- 2	11- 3	10- 3				
6- 1	0- 0	0- 0	HOME	0- 0	6- 1	5- 1				
3- 4	0- 0	0- 0	AWAY	0- 0	3- 2	3- 2				
2- 1	0- 0	0- 1	NEUTRAL	0- 0	2- 0	2- 0				
6- 4	0- 0	0- 1	NON-CONFERENCE	0- 2	6- 1	6- 1				
3- 0	0- 0	0- 0	HOME	0- 0	3- 0	3- 0				
1- 3	0- 0	0- 0	AWAY	0- 2	1- 1	1- 1				
2- 1	0- 0	0- 1	NEUTRAL	0- 0	2- 0	2- 0				
5- 2	0- 0	0- 0	CONFERENCE	0- 0	5- 2	4- 2				
3- 1	0- 0	0- 0	HOME	0- 0	3- 1	2- 1				
2- 1	0- 0	0- 0	AWAY	0- 0	2- 1	2- 1				
0- 0	0- 0	0- 0	NEUTRAL	0- 0	0- 0	0- 0				

Radford

Radford

RPI 1-25				RPI 26-50				RPI 51-100				RPI 101+				Team's RPI: 204
RPI	S	Opponent	Score	RPI	S	Opponent	Score	RPI	S	Opponent	Score	RPI	S	Opponent	Score	
				34	N	West Virginia	55 75	60	A	Virginia Tech	42 68	117	H	High Point	50 47	
								86	A	North Carolina	46 79	210	A	Gardner-Webb	53 69	
												220	N	Abilene Christian	71 65	
												236	H	UNCG	56 53	
												245	H	UNC Asheville	56 67	
												262	H	Presbyterian	93 55	
												270	N	Towson	69 66	
												283	H	Appalachian St.	61 40	
												308	A	Western Caro.	27 39	
												309	H	VCU	79 62	
												329	A	Tennessee Tech	60 41	
												332	A	Charleston So.	61 56	
												344	H	Winthrop	78 52	
												348	A	Longwood	52 33	
LAST 12 Division I GAMES:																
				117	H	High Point	50 47	344	H	Winthrop	78 52					
				262	H	Presbyterian	93 55	270	N	Towson	69 66					
				348	A	Longwood	52 33	220	N	Abilene Christian	71 65					
				332	A	Charleston So.	61 56	34	N	West Virginia	55 75					
				245	H	UNC Asheville	56 67	309	H	VCU	79 62					
				210	A	Gardner-Webb	53 69	308	A	Western Caro.	27 39					

Non-Div I Games: UVa-Wise 75 43

Radford

Average RPI Win:	280	WON-LOST	WINNING	LAST 10	STRENGTH OF	OPP. STRENGTH	TEAM	ADJ.	CONF.	ADJ CONF.
Average RPI Loss:	159	RECORD	PCT. RANK	GAMES	SCHEDULE	OF SCHEDULE	RPI	RPI	RPI	RPI
DIV. I ONLY	3- 17	319	1- 8	249	164	321	321	13	13	
DIV. I NON-CONF.	2- 10	300	1- 2	240	246	321	321	11	11	
-----										
TOTALS	RPI 1-25	RPI 26-50	W-L RECORDS	RPI 51-100	RPI 101-999	RPI 201+				
3- 17	0- 0	0- 2	OVERALL	0- 3	3- 12	3- 5				
3- 5	0- 0	0- 1	HOME	0- 1	3- 3	3- 3				
0- 11	0- 0	0- 1	AWAY	0- 2	0- 8	0- 1				
0- 1	0- 0	0- 0	NEUTRAL	0- 0	0- 1	0- 1				
2- 10	0- 0	0- 2	NON-CONFERENCE	0- 0	2- 8	2- 2				
2- 2	0- 0	0- 1	HOME	0- 0	2- 1	2- 1				
0- 7	0- 0	0- 1	AWAY	0- 0	0- 6	0- 0				
0- 1	0- 0	0- 0	NEUTRAL	0- 0	0- 1	0- 1				
1- 7	0- 0	0- 0	CONFERENCE	0- 3	1- 4	1- 3				
1- 3	0- 0	0- 0	HOME	0- 1	1- 2	1- 2				
0- 4	0- 0	0- 0	AWAY	0- 2	0- 2	0- 1				
0- 0	0- 0	0- 0	NEUTRAL	0- 0	0- 0	0- 0				

Rhode Island

Rhode Island

RPI 1-25				RPI 26-50				RPI 51-100				RPI 101+ Team's RPI: 321			
RPI	S	Opponent	Score	RPI	S	Opponent	Score	RPI	S	Opponent	Score	RPI	S	Opponent	Score
				40	A	Michigan St.	38 82	61	A	Dayton	58 116	103	A	Dartmouth	54 70
				44	H	Minnesota	60 82	97	H	George Mason	53 92	104	A	Penn	66 84
								100	A	George Washington	52 65	146	A	Dartmouth	67 77
												171	A	Jacksonville St.	53 63
												182	A	Samford	37 67
												184	A	Providence	41 65
												200	A	Marist	42 64
												213	H	La Salle	72 63
												223	H	Holy Cross	63 69
												230	H	Richmond	53 74
												235	A	St. Bonaventure	70 81
												277	H	Fairfield	62 47
												280	N	Bryant	52 58
												309	H	VCU	49 61
												349	H	UMass Lowell	81 64
-----															
LAST 12 Division I GAMES:															
				100	A	George Washington	52 65	61	A	Dayton	58 116				
				213	H	La Salle	72 63	230	H	Richmond	53 74				
				235	A	St. Bonaventure	70 81	104	A	Penn	66 84				
				97	H	George Mason	53 92	223	H	Holy Cross	63 69				
				309	H	VCU	49 61	277	H	Fairfield	62 47				
				146	A	Dartmouth	67 77	40	A	Michigan St.	38 82				

Non-Div I Games: Southern Conn. St. 57 62

Rhode Island

Average RPI Win:	262	WON-LOST	WINNING	LAST 10	STRENGTH OF	OPP. STRENGTH	TEAM	ADJ.	CONF.	ADJ CONF.
Average RPI Loss:	137	RECORD	PCT. RANK	GAMES	SCHEDULE	OF SCHEDULE	RPI	RPI	RPI	RPI
DIV. I ONLY	14- 3	23	9- 1	343	195	122	122	18	18	
DIV. I NON-CONF.	10- 2	33	5- 2	339	235	140	140	19	19	
-----										
TOTALS	RPI 1-25	RPI 26-50	W-L RECORDS	RPI 51-100	RPI 101-999	RPI 201+				
14- 3	0- 1	0- 0	OVERALL	0- 0	14- 2	11- 1				
6- 0	0- 0	0- 0	HOME	0- 0	6- 0	5- 0				
8- 3	0- 1	0- 0	AWAY	0- 0	8- 2	6- 1				
0- 0	0- 0	0- 0	NEUTRAL	0- 0	0- 0	0- 0				
10- 2	0- 1	0- 0	NON-CONFERENCE	0- 0	10- 1	9- 0				
5- 0	0- 0	0- 0	HOME	0- 0	5- 0	4- 0				
5- 2	0- 1	0- 0	AWAY	0- 0	5- 1	5- 0				
0- 0	0- 0	0- 0	NEUTRAL	0- 0	0- 0	0- 0				
4- 1	0- 0	0- 0	CONFERENCE	0- 0	4- 1	2- 1				
1- 0	0- 0	0- 0	HOME	0- 0	1- 0	1- 0				
3- 1	0- 0	0- 0	AWAY	0- 0	3- 1	1- 1				
0- 0	0- 0	0- 0	NEUTRAL	0- 0	0- 0	0- 0				

RPI 1-25				RPI 26-50				RPI 51-100				RPI 101+ Team's RPI: 122			
RPI	S	Opponent	Score	RPI	S	Opponent	Score	RPI	S	Opponent	Score	RPI	S	Opponent	Score
15	A	Texas A&M	76 82									123	A	Kansas	65 73
												125	H	Little Rock	58 51
												168	A	Charlotte	62 55
												198	A	Fla. Atlantic	67 53
												205	H	Columbia	67 44
												221	A	North Texas	50 49
												266	A	A&M-Corpus Christi	67 56
												274	A	FIU	58 68
												275	A	Grand Canyon	69 59
												295	A	Prairie View	88 68
												296	H	Incarnate Word	60 43
												312	H	UTSA	83 52
												323	H	Houston Baptist	67 45
												325	A	Northern Ariz.	88 83
												331	A	Sam Houston St.	79 50
												333	H	La.-Monroe	63 47
LAST 12 Division I GAMES:															
168	A	Charlotte	62 55	295	A	Prairie View	88 68	266	A	A&M-Corpus Christi	67 56				
274	A	FIU	58 68	333	H	La.-Monroe	63 47	296	H	Incarnate Word	60 43				
198	A	Fla. Atlantic	67 53	15	A	Texas A&M	76 82	123	A	Kansas	65 73				
312	H	UTSA	83 52												
221	A	North Texas	50 49												
205	H	Columbia	67 44												

Non-Div I Games:

Rice

R  
i  
c  
h  
m  
o  
n  
d

Ri chmond				Through Games Of Jan. 25, 2018							
Average RPI	Win:	275	WON-LOST	WINNING	LAST 10	STRENGTH OF	OPP. STRENGTH	TEAM	ADJ.	CONF.	ADJ CONF.
Average RPI	Loss:	123	RECORD	PCT. RANK	GAMES	SCHEDULE	OF SCHEDULE	RPI	RPI	RPI	RPI
DIV. I ONLY			7- 14	261	2- 8	153	215	230	230	13	13
DIV. I NON-CONF.			5- 8	220	0- 4	182	295	220	220	11	11
-----											
TOTALS		RPI 1-25		RPI 26-50		W-L RECORDS		RPI 51-100		RPI 101-999	RPI 201+
7- 14		0- 0		0- 0		OVERALL		0- 5		7- 9	7- 1
1- 8		0- 0		0- 0		HOME		0- 4		1- 4	1- 0
5- 3		0- 0		0- 0		AWAY		0- 0		5- 0	5- 0
1- 3		0- 0		0- 0		NEUTRAL		0- 0		1- 3	1- 1
5- 8		0- 0		0- 0		NON-CONFERENCE		0- 2		5- 6	5- 1
0- 4		0- 0		0- 0		HOME		0- 2		0- 2	0- 0
4- 1		0- 0		0- 0		AWAY		0- 0		4- 1	4- 0
1- 3		0- 0		0- 0		NEUTRAL		0- 0		1- 3	1- 1
2- 6		0- 0		0- 0		CONFERENCE		0- 3		2- 3	2- 0
1- 4		0- 0		0- 0		HOME		0- 2		1- 2	1- 0
1- 2		0- 0		0- 0		AWAY		0- 1		1- 1	1- 0
0- 0		0- 0		0- 0		NEUTRAL		0- 0		0- 0	0- 0

RPI 1-25				RPI 26-50				RPI 51-100				RPI 101+ Team's RPI: 230			
RPI	S	Opponent	Score	RPI	S	Opponent	Score	RPI	S	Opponent	Score	RPI	S	Opponent	Score
								55	H	Qui nni pi ac	65 81	102	N	Wright St.	69 85
								61	H	Dayton	59 66	106	H	Wake Forest	81 85
								77	H	Fordham	38 43	118	H	Saint Loui s	61 79
								89	H	Navy	56 76	145	H	William & Mary	64 78
								97	A	George Mason	56 77	146	H	Davi dson	65 68
												169	A	Saint Joseph' s	72 81
												178	N	Flori da	80 87
												179	A	Stetson	67 72
												202	N	Bethune-Cookman	50 63
												205	A	Col umbi a	85 79
												213	H	La Salle	77 51
												244	A	East Caroli na	65 64
												277	A	Fai rfi eld	72 67
												321	A	Rhode Isl and	74 53
												322	A	Ol d Domi ni on	54 45
												345	N	Savannah St.	100 63
-----															
LAST 12 Di vi si on I GAMES:															
				61	H	Dayton	59 66	118	H	Saint Loui s	61 79				
				77	H	Fordham	38 43	321	A	Rhode Isl and	74 53				
				97	A	George Mason	56 77	202	N	Bethune-Cookman	50 63				
				146	H	Davi dson	65 68	179	A	Stetson	67 72				
				169	A	Saint Joseph' s	72 81	89	H	Navy	56 76				
				213	H	La Salle	77 51	55	H	Qui nni pi ac	65 81				

R  
i  
c  
h  
m  
o  
n  
d

Non-Di v I Games:

Ri chmond

Average RPI Win: **289**  
 Average RPI Loss: **178**

WON-LOST  
RECORD

WINNING  
PCT. RANK

LAST 10  
GAMES

STRENGTH OF  
SCHEDULE

OPP. STRENGTH  
OF SCHEDULE

TEAM  
RPI

ADJ.  
RPI

CONF.  
RPI

ADJ CONF.  
RPI

DIV. I ONLY	8- 12	238	5- 5	305	302	267	267	27	27
DIV. I NON-CONF.	3- 8	268	1- 2	276	291	286	286	26	26
<hr/>									
TOTALS	RPI 1-25	RPI 26-50	W-L RECORDS	RPI 51-100	RPI 101-999	RPI 201+			
8- 12	0- 0	0- 0	OVERALL	0- 3	8- 9	8- 5			
3- 5	0- 0	0- 0	HOME	0- 0	3- 5	3- 2			
5- 6	0- 0	0- 0	AWAY	0- 3	5- 3	5- 2			
0- 1	0- 0	0- 0	NEUTRAL	0- 0	0- 1	0- 1			
3- 8	0- 0	0- 0	NON-CONFERENCE	0- 2	3- 6	3- 4			
1- 3	0- 0	0- 0	HOME	0- 0	1- 3	1- 1			
2- 4	0- 0	0- 0	AWAY	0- 2	2- 2	2- 2			
0- 1	0- 0	0- 0	NEUTRAL	0- 0	0- 1	0- 1			
5- 4	0- 0	0- 0	CONFERENCE	0- 1	5- 3	5- 1			
2- 2	0- 0	0- 0	HOME	0- 0	2- 2	2- 1			
3- 2	0- 0	0- 0	AWAY	0- 1	3- 1	3- 0			
0- 0	0- 0	0- 0	NEUTRAL	0- 0	0- 0	0- 0			

RPI 1-25				RPI 26-50				RPI 51-100				RPI 101+				Team's RPI: 267
RPI	S	Opponent	Score	RPI	S	Opponent	Score	RPI	S	Opponent	Score	RPI	S	Opponent	Score	
								55	A	Qui nni pi ac	66 <b>73</b>	156	H	Bucknel l	71 <b>76</b>	
								89	A	Navy	44 <b>63</b>	176	H	Binghamton	54 <b>76</b>	
								99	A	Seton Hal l	49 <b>85</b>	200	A	Marist	67 <b>68</b>	
												200	H	Marist	69 <b>80</b>	
												203	H	Si ena	67 <b>71</b>	
												206	H	Ni agara	65 58	
												213	A	La Salle	76 55	
												222	A	Lafayette	45 <b>60</b>	
												223	H	Holy Cross	56 <b>83</b>	
												244	N	East Carolina	63 <b>66</b>	
												263	A	Mt. St. Mary's	78 <b>82</b>	
												277	A	Fairfi eld	61 45	
												294	H	Vermont	64 49	
												299	H	Canisius	70 54	
												338	A	Saint Peter's	57 52	
												339	A	NJIT	79 64	
												342	A	Iona	62 49	
<hr/>																
LAST 12 Division I GAMES:																
				342	A	Iona	62 49	338	A	Saint Peter's	57 52					
				200	A	Marist	67 <b>68</b>	203	H	Si ena	67 <b>71</b>					
				206	H	Ni agara	65 58	200	H	Marist	69 <b>80</b>					
				55	A	Qui nni pi ac	66 <b>73</b>	176	H	Binghamton	54 <b>76</b>					
				277	A	Fairfi eld	61 45	339	A	NJIT	79 64					
				299	H	Canisius	70 54	263	A	Mt. St. Mary's	78 <b>82</b>					

Non-Div I Games:

Ri der

Average RPI Win:	253	WON-LOST	WINNING	LAST 10	STRENGTH OF	OPP. STRENGTH	TEAM	ADJ.	CONF.	ADJ CONF.
Average RPI Loss:	107	RECORD	PCT. RANK	GAMES	SCHEDULE	OF SCHEDULE	RPI	RPI	RPI	RPI
DIV. I ONLY	13- 4	38	8- 1	306	227	140	140	28	28	
DIV. I NON-CONF.	6- 4	122	3- 1	313	122	212	212	28	28	
<hr/>										
TOTALS	RPI 1-25	RPI 26-50	W-L RECORDS	RPI 51-100	RPI 101-999	RPI 201+				
13- 4	0- 0	0- 1	OVERALL	0- 0	13- 3	11- 0				
6- 2	0- 0	0- 0	HOME	0- 0	6- 2	5- 0				
7- 1	0- 0	0- 1	AWAY	0- 0	7- 0	6- 0				
0- 1	0- 0	0- 0	NEUTRAL	0- 0	0- 1	0- 0				
6- 4	0- 0	0- 1	NON-CONFERENCE	0- 0	6- 3	5- 0				
3- 2	0- 0	0- 0	HOME	0- 0	3- 2	3- 0				
3- 1	0- 0	0- 1	AWAY	0- 0	3- 0	2- 0				
0- 1	0- 0	0- 0	NEUTRAL	0- 0	0- 1	0- 0				
7- 0	0- 0	0- 0	CONFERENCE	0- 0	7- 0	6- 0				
3- 0	0- 0	0- 0	HOME	0- 0	3- 0	2- 0				
4- 0	0- 0	0- 0	AWAY	0- 0	4- 0	4- 0				
0- 0	0- 0	0- 0	NEUTRAL	0- 0	0- 0	0- 0				

RPI 1-25				RPI 26-50				RPI 51-100				RPI 101+ Team's RPI: 140			
RPI	S	Opponent	Score	RPI	S	Opponent	Score	RPI	S	Opponent	Score	RPI	S	Opponent	Score
				40	A	Michigan St.	58 100					108	H	Kent St.	31 46
												126	H	Bowling Green	62 64
												143	H	Saint Francis (PA)	63 62
												155	N	San Francisco	45 57
												172	A	Cal Poly	66 50
												222	H	Lafayette	63 42
												241	H	Youngstown St.	84 52
												250	H	LIU Brooklyn	60 53
												258	A	Sacred Heart	91 57
												263	A	Mt. St. Mary's	77 68
												269	A	Northern Ky.	59 50
												272	H	St. Francis Brooklyn	59 36
												287	H	Monmouth	56 38
												289	A	Fairleigh Dickinson	77 68
												303	A	Delaware St.	65 42
												316	A	Wagner	58 52
<hr/>															
LAST 12 Division I GAMES:															
				263	A	Mt. St. Mary's	77 68	289	A	Fairleigh Dickinson	77 68				
				316	A	Wagner	58 52	108	H	Kent St.	31 46				
				143	H	Saint Francis (PA)	63 62	222	H	Lafayette	63 42				
				272	H	St. Francis Brooklyn	59 36	303	A	Delaware St.	65 42				
				250	H	LIU Brooklyn	60 53	287	H	Monmouth	56 38				
				258	A	Sacred Heart	91 57	241	H	Youngstown St.	84 52				

Non-Div I Games: Clarion 67 60

Robert Morris

Average RPI	Win:	102	WON-LOST	WINNING	LAST 10	STRENGTH OF	OPP. STRENGTH	TEAM	ADJ.	CONF.	ADJ CONF.
Average RPI	Loss:	54	RECORD	PCT. RANK	GAMES	SCHEDULE	OF SCHEDULE	RPI	RPI	RPI	RPI
DIV. I ONLY			17- 5	37	7- 3	12	26	14	14	3	3
DIV. I NON-CONF.			12- 2	22	4- 0	15	27	10	10	4	4
-----											
TOTALS	RPI 1-25		RPI 26-50		W-L RECORDS	RPI 51-100		RPI 101-999		RPI 201+	
17- 5	1- 1		6- 1		OVERALL	4- 3		6- 0		2- 0	
12- 1	1- 0		5- 0		HOME	2- 1		4- 0		2- 0	
4- 2	0- 0		1- 1		AWAY	1- 1		2- 0		0- 0	
1- 2	0- 1		0- 0		NEUTRAL	1- 1		0- 0		0- 0	
12- 2	1- 1		3- 0		NON-CONFERENCE	3- 1		5- 0		2- 0	
8- 0	1- 0		3- 0		HOME	1- 0		3- 0		2- 0	
3- 0	0- 0		0- 0		AWAY	1- 0		2- 0		0- 0	
1- 2	0- 1		0- 0		NEUTRAL	1- 1		0- 0		0- 0	
5- 3	0- 0		3- 1		CONFERENCE	1- 2		1- 0		0- 0	
4- 1	0- 0		2- 0		HOME	1- 1		1- 0		0- 0	
1- 2	0- 0		1- 1		AWAY	0- 1		0- 0		0- 0	
0- 0	0- 0		0- 0		NEUTRAL	0- 0		0- 0		0- 0	

RPI	S	Opponent	Score	RPI	S	Opponent	Score	RPI	S	Opponent	Score	RPI	S	Opponent	Score
17	H	NC State	57 53	32	H	Virginia	52 43	56	H	Nebraska	42 52	106	H	Wake Forest	65 51
21	N	South Carolina	68 78	40	A	Michigan St.	61 58	69	N	Washington St.	60 63	164	H	Illinois	76 37
				41	H	Princeton	70 50	79	A	Penn St.	67 70	168	A	Charlotte	77 54
				44	H	Minnesota	80 70	79	H	Penn St.	70 65	174	A	Temple	84 67
				45	H	Houston	75 57	87	A	James Madison	76 63	203	H	Siena	59 47
				46	A	Purdue	33 47	93	N	Western Mich.	75 64	289	H	Fairleigh Dickinson	101 35
				46	H	Purdue	58 50	99	H	Seton Hall	70 45				
-----															
LAST 12 Division I GAMES:															
				56	H	Nebraska	42 52	40	A	Michigan St.	61 58				
				79	A	Penn St.	67 70	46	H	Purdue	58 50				
				44	H	Minnesota	80 70	45	H	Houston	75 57				
				46	A	Purdue	33 47	41	H	Princeton	70 50				
				79	H	Penn St.	70 65	289	H	Fairleigh Dickinson	101 35				
				164	H	Illinois	76 37	99	H	Seton Hall	70 45				

Non-Div I Games:

Rutgers



Average RPI Win:	243	WON-LOST	WINNING	LAST 10	STRENGTH OF	OPP. STRENGTH	TEAM	ADJ.	CONF.	ADJ CONF.
Average RPI Loss:	176	RECORD	PCT. RANK	GAMES	SCHEDULE	OF SCHEDULE	RPI	RPI	RPI	RPI
DIV. I ONLY	11- 3	35	7- 1	311	256	113	113	26	26	
DIV. I NON-CONF.	4- 3	143	1- 2	275	281	165	165	25	25	
-----										
TOTALS	RPI 1-25	RPI 26-50	W-L RECORDS	RPI 51-100	RPI 101-999	RPI 201+				
11- 3	0- 0	0- 0	OVERALL	2- 1	9- 2	8- 2				
6- 0	0- 0	0- 0	HOME	2- 0	4- 0	4- 0				
3- 3	0- 0	0- 0	AWAY	0- 1	3- 2	2- 2				
2- 0	0- 0	0- 0	NEUTRAL	0- 0	2- 0	2- 0				
4- 3	0- 0	0- 0	NON-CONFERENCE	1- 1	3- 2	3- 2				
2- 0	0- 0	0- 0	HOME	1- 0	1- 0	1- 0				
0- 3	0- 0	0- 0	AWAY	0- 1	0- 2	0- 2				
2- 0	0- 0	0- 0	NEUTRAL	0- 0	2- 0	2- 0				
7- 0	0- 0	0- 0	CONFERENCE	1- 0	6- 0	5- 0				
4- 0	0- 0	0- 0	HOME	1- 0	3- 0	3- 0				
3- 0	0- 0	0- 0	AWAY	0- 0	3- 0	2- 0				
0- 0	0- 0	0- 0	NEUTRAL	0- 0	0- 0	0- 0				

S

F

A

RPI 1-25				RPI 26-50				RPI 51-100				RPI 101+				Team's RPI: 113
RPI	S	Opponent	Score	RPI	S	Opponent	Score	RPI	S	Opponent	Score	RPI	S	Opponent	Score	
								74	A	Kansas St.	49 74	192	A	New Orleans	74 67	
								83	H	South Dakota	77 55	218	A	Montana St.	54 59	
								96	H	Central Ark.	59 46	220	H	Abilene Christian	66 55	
												237	A	Montana	52 60	
												259	A	Nicholls St.	86 73	
												276	N	Alcorn	83 79	
												296	H	Incarinate Word	60 49	
												304	H	Coppin St.	72 59	
												311	H	Southeastern La.	79 67	
												317	N	Alabama St.	77 50	
												320	A	Northwestern St.	70 62	
LAST 12 Division I GAMES:																
				96	H	Central Ark.	59 46	311	H	Southeastern La.	79 67					
				220	H	Abilene Christian	66 55	218	A	Montana St.	54 59					
				296	H	Incarinate Word	60 49	237	A	Montana	52 60					
				192	A	New Orleans	74 67	83	H	South Dakota	77 55					
				320	A	Northwestern St.	70 62	276	N	Alcorn	83 79					
				259	A	Nicholls St.	86 73	317	N	Alabama St.	77 50					

S

F

A

Non-Div I Games: Howard Payne 105 35 Central Baptist 97 34 Tex. A&M-Commerce 83 61 Cent. Christian (KS) 105 32 SFA

S  
I  
U  
ES  
I  
U  
E

SI UE



Average RPI Win:	206	WON-LOST	WINNING	LAST 10	STRENGTH OF	OPP. STRENGTH	TEAM	ADJ.	CONF.	ADJ CONF.
Average RPI Loss:	137	RECORD	PCT. RANK	GAMES	SCHEDULE	OF SCHEDULE	RPI	RPI	RPI	RPI
DIV. I ONLY	2- 15	324	1- 9	69	186	268	268	19	19	
DIV. I NON-CONF.	1- 9	318	0- 4	49	92	238	238	14	14	
-----										
TOTALS	RPI 1-25	RPI 26-50	W-L RECORDS	RPI 51-100	RPI 101-999	RPI 201+				
2- 15	0- 0	0- 2	OVERALL	0- 2	2- 11	1- 4				
1- 3	0- 0	0- 0	HOME	0- 0	1- 3	0- 1				
0- 10	0- 0	0- 2	AWAY	0- 1	0- 7	0- 3				
1- 2	0- 0	0- 0	NEUTRAL	0- 1	1- 1	1- 0				
1- 9	0- 0	0- 2	NON-CONFERENCE	0- 2	1- 5	1- 1				
0- 0	0- 0	0- 0	HOME	0- 0	0- 0	0- 0				
0- 7	0- 0	0- 2	AWAY	0- 1	0- 4	0- 1				
1- 2	0- 0	0- 0	NEUTRAL	0- 1	1- 1	1- 0				
1- 6	0- 0	0- 0	CONFERENCE	0- 0	1- 6	0- 3				
1- 3	0- 0	0- 0	HOME	0- 0	1- 3	0- 1				
0- 3	0- 0	0- 0	AWAY	0- 0	0- 3	0- 2				
0- 0	0- 0	0- 0	NEUTRAL	0- 0	0- 0	0- 0				

RPI 1-25				RPI 26-50				RPI 51-100				RPI 101+ Team's RPI: 268			
RPI	S	Opponent	Score	RPI	S	Opponent	Score	RPI	S	Opponent	Score	RPI	S	Opponent	Score
				31	A	Arizona St.	58 106	54	A	UC Davis	72 79	105	A	Kentucky	70 101
				34	A	West Virginia	47 101	67	N	Miami (FL)	56 82	137	A	Portland St.	73 74
												141	H	Weber St.	56 78
												142	H	Idaho St.	71 85
												144	N	Northern Ill.	75 84
												155	A	San Francisco	76 90
												159	A	Nevada	68 95
												174	H	Idaho	79 64
												212	H	Eastern Wash.	72 83
												218	A	Montana St.	50 85
												225	A	Morehead St.	71 75
												237	A	Montana	59 68
												238	N	UC Riverside	99 72
LAST 12 Division I GAMES:															
				142	H	Idaho St.	71 85	137	A	Portland St.	73 74				
				141	H	Weber St.	56 78	144	N	Northern Ill.	75 84				
				218	A	Montana St.	50 85	67	N	Miami (FL)	56 82				
				237	A	Montana	59 68	155	A	San Francisco	76 90				
				212	H	Eastern Wash.	72 83	54	A	UC Davis	72 79				
				174	H	Idaho	79 64	238	N	UC Riverside	99 72				

Non-Div I Games: Antelope Valley 95 62

Sacramento St.

Average RPI Win:	251	WON-LOST	WINNING	LAST 10	STRENGTH OF	OPP. STRENGTH	TEAM	ADJ.	CONF.	ADJ CONF.
Average RPI Loss:	185	RECORD	PCT. RANK	GAMES	SCHEDULE	OF SCHEDULE	RPI	RPI	RPI	RPI
DIV. I ONLY	6- 12	261	3- 7	224	313	258	258	28	28	
DIV. I NON-CONF.	4- 7	226	2- 3	131	289	221	221	28	28	
-----										
TOTALS	RPI 1-25	RPI 26-50	W-L RECORDS	RPI 51-100	RPI 101-999	RPI 201+				
6- 12	0- 1	0- 0	OVERALL	0- 2	6- 9	4- 6				
3- 5	0- 0	0- 0	HOME	0- 0	3- 5	1- 2				
3- 7	0- 1	0- 0	AWAY	0- 2	3- 4	3- 4				
0- 0	0- 0	0- 0	NEUTRAL	0- 0	0- 0	0- 0				
4- 7	0- 1	0- 0	NON-CONFERENCE	0- 2	4- 4	2- 3				
3- 2	0- 0	0- 0	HOME	0- 0	3- 2	1- 1				
1- 5	0- 1	0- 0	AWAY	0- 2	1- 2	1- 2				
0- 0	0- 0	0- 0	NEUTRAL	0- 0	0- 0	0- 0				
2- 5	0- 0	0- 0	CONFERENCE	0- 0	2- 5	2- 3				
0- 3	0- 0	0- 0	HOME	0- 0	0- 3	0- 1				
2- 2	0- 0	0- 0	AWAY	0- 0	2- 2	2- 2				
0- 0	0- 0	0- 0	NEUTRAL	0- 0	0- 0	0- 0				

RPI 1-25				RPI 26-50				RPI 51-100				RPI 101+ Team's RPI: 258			
RPI	S	Opponent	Score	RPI	S	Opponent	Score	RPI	S	Opponent	Score	RPI	S	Opponent	Score
4	A	Florida St.	52 101					88	A	Harvard	62 70	140	H	Robert Morris	57 91
								92	A	Brown	77 102	143	H	Saint Francis (PA)	48 89
												161	H	New Hampshire	47 74
												177	H	Lehigh	65 55
												184	H	Providence	78 75
												203	A	Siena	57 62
												217	H	Hofstra	81 86
												233	H	Manhattan	65 61
												263	A	Mt. St. Mary's	82 52
												280	H	Bryant	73 81
												287	A	Monmouth	64 69
												289	A	Fairleigh Dickinson	59 69
												314	A	Central Conn. St.	59 69
												316	A	Wagner	72 55
												335	A	Florida A&M	73 68
LAST 12 Division I GAMES:															
289	A	Fairleigh Dickinson	59 69	143	H	Saint Francis (PA)	48 89								
280	H	Bryant	73 81	161	H	New Hampshire	47 74								
314	A	Central Conn. St.	59 69	203	A	Siena	57 62								
316	A	Wagner	72 55	184	H	Providence	78 75								
263	A	Mt. St. Mary's	82 52	92	A	Brown	77 102								
140	H	Robert Morris	57 91	177	H	Lehigh	65 55								

Non-Div I Games:

Sacred Heart

Average RPI Win:	267	WON-LOST	WINNING	LAST 10	STRENGTH OF	OPP. STRENGTH	TEAM	ADJ.	CONF.	ADJ CONF.
Average RPI Loss:	132	RECORD	PCT. RANK	GAMES	SCHEDULE	OF SCHEDULE	RPI	RPI	RPI	RPI
DIV. I ONLY	10- 8	134	7- 3	213	296	143	143	28	28	
DIV. I NON-CONF.	4- 7	226	2- 3	184	210	199	199	28	28	
-----										
TOTALS	RPI 1-25	RPI 26-50	W-L RECORDS	RPI 51-100	RPI 101-999	RPI 201+				
10- 8	0- 0	0- 0	OVERALL	0- 3	10- 5	9- 1				
4- 1	0- 0	0- 0	HOME	0- 0	4- 1	4- 0				
5- 6	0- 0	0- 0	AWAY	0- 3	5- 2	4- 0				
1- 1	0- 0	0- 0	NEUTRAL	0- 0	1- 1	1- 0				
4- 7	0- 0	0- 0	NON-CONFERENCE	0- 3	4- 4	3- 1				
1- 1	0- 0	0- 0	HOME	0- 0	1- 1	1- 0				
2- 5	0- 0	0- 0	AWAY	0- 3	2- 2	1- 1				
1- 1	0- 0	0- 0	NEUTRAL	0- 0	1- 1	1- 0				
6- 1	0- 0	0- 0	CONFERENCE	0- 0	6- 1	6- 0				
3- 0	0- 0	0- 0	HOME	0- 0	3- 0	3- 0				
3- 1	0- 0	0- 0	AWAY	0- 0	3- 1	3- 0				
0- 0	0- 0	0- 0	NEUTRAL	0- 0	0- 0	0- 0				

RPI 1-25				RPI 26-50				RPI 51-100				RPI 101+				Team's RPI: 143
RPI	S	Opponent	Score	RPI	S	Opponent	Score	RPI	S	Opponent	Score	RPI	S	Opponent	Score	
								52	A	Duquesne	68 87	139	A	Cincinnati	77 73	
								65	A	Gonzaga	74 97	140	A	Robert Morris	62 63	
								66	A	Toledo	66 74	145	H	William & Mary	86 92	
												186	A	Boise St.	59 87	
												197	N	Southeast Mo. St.	50 82	
												205	A	Col umbi a	81 94	
												241	H	Youngstown St.	79 65	
												250	H	LIU Brooklyn	101 71	
												258	A	Sacred Heart	89 48	
												263	H	Mt. St. Mary's	92 88	
												272	H	St. Francis Brooklyn	90 75	
												289	A	Fairleigh Dickinson	80 56	
												316	A	Wagner	79 76	
												319	A	Portland	106 101	
												322	N	Old Dominion	79 68	
-----																
LAST 12 Division I GAMES:																
				316	A	Wagner	79 76	258	A	Sacred Heart	89 48					
				263	H	Mt. St. Mary's	92 88	186	A	Boise St.	59 87					
				140	A	Robert Morris	62 63	319	A	Portland	106 101					
				250	H	LIU Brooklyn	101 71	65	A	Gonzaga	74 97					
				272	H	St. Francis Brooklyn	90 75	241	H	Youngstown St.	79 65					
				289	A	Fairleigh Dickinson	80 56	205	A	Col umbi a	81 94					

Non-Div I Games: Seton Hill 103 71

Saint Francis (PA)

Average RPI Win:	244	WON-LOST	WINNING	LAST 10	STRENGTH OF	OPP. STRENGTH	TEAM	ADJ.	CONF.	ADJ CONF.
Average RPI Loss:	107	RECORD	PCT. RANK	GAMES	SCHEDULE	OF SCHEDULE	RPI	RPI	RPI	RPI
DIV. I ONLY	9- 10	193	4- 6	151	182	169	169	13	13	
DIV. I NON-CONF.	5- 7	212	0- 5	149	175	171	171	11	11	
-----										
TOTALS	RPI 1-25	RPI 26-50	W-L RECORDS	RPI 51-100	RPI 101-999	RPI 201+				
9- 10	0- 0	0- 3	OVERALL	1- 2	8- 5	7- 1				
4- 4	0- 0	0- 1	HOME	0- 2	4- 1	4- 0				
5- 5	0- 0	0- 1	AWAY	1- 0	4- 4	3- 1				
0- 1	0- 0	0- 1	NEUTRAL	0- 0	0- 0	0- 0				
5- 7	0- 0	0- 3	NON-CONFERENCE	1- 0	4- 4	3- 1				
2- 2	0- 0	0- 1	HOME	0- 0	2- 1	2- 0				
3- 4	0- 0	0- 1	AWAY	1- 0	2- 3	1- 1				
0- 1	0- 0	0- 1	NEUTRAL	0- 0	0- 0	0- 0				
4- 3	0- 0	0- 0	CONFERENCE	0- 2	4- 1	4- 0				
2- 2	0- 0	0- 0	HOME	0- 2	2- 0	2- 0				
2- 1	0- 0	0- 0	AWAY	0- 0	2- 1	2- 0				
0- 0	0- 0	0- 0	NEUTRAL	0- 0	0- 0	0- 0				

RPI 1-25				RPI 26-50				RPI 51-100				RPI 101+				Team's RPI: 169	
RPI	S	Opponent	Score	RPI	S	Opponent	Score	RPI	S	Opponent	Score	RPI	S	Opponent	Score		
				27	A	Villanova	44 79	52	H	Duquesne	42 61	104	H	Penn	50 57		
				41	N	Princeton	54 63	61	H	Dayton	59 65	118	A	Saint Louis	73 96		
				43	H	Drexel	58 65	87	A	James Madison	73 66	156	A	Bucknell	77 53		
												174	A	Temple	66 69		
												178	A	Florida	51 71		
												206	A	Niagara	93 69		
												230	H	Richmond	81 72		
												235	A	St. Bonaventure	70 64		
												270	A	Towson	66 90		
												297	A	Massachusetts	84 79		
												309	H	VCU	79 41		
												337	H	Eastern Ill.	80 62		
												338	H	Saint Peter's	87 58		
LAST 12 Division I GAMES:																	
				52	H	Duquesne	42 61	309	H	VCU	79 41						
				118	A	Saint Louis	73 96	178	A	Florida	51 71						
				297	A	Massachusetts	84 79	41	N	Princeton	54 63						
				230	H	Richmond	81 72	43	H	Drexel	58 65						
				61	H	Dayton	59 65	104	H	Penn	50 57						
				235	A	St. Bonaventure	70 64	270	A	Towson	66 90						

Non-Div I Games:

Saint Joseph's

Average RPI Win:	196	WON-LOST	WINNING	LAST 10	STRENGTH OF	OPP. STRENGTH	TEAM	ADJ.	CONF.	ADJ CONF.
Average RPI Loss:	84	RECORD	PCT. RANK	GAMES	SCHEDULE	OF SCHEDULE	RPI	RPI	RPI	RPI
DIV. I ONLY	10- 10	173	6- 4	102	91	118	118	13	13	
DIV. I NON-CONF.	6- 7	184	3- 2	135	22	145	145	11	11	
-----										
TOTALS	RPI 1-25	RPI 26-50	W-L RECORDS	RPI 51-100	RPI 101-999	RPI 201+				
10- 10	0- 1	0- 2	OVERALL	0- 4	10- 3	5- 0				
6- 2	0- 0	0- 0	HOME	0- 0	6- 2	3- 0				
2- 7	0- 0	0- 1	AWAY	0- 2	2- 1	2- 0				
2- 1	0- 0	0- 1	NEUTRAL	0- 0	2- 0	0- 0				
6- 7	0- 1	0- 2	NON-CONFERENCE	0- 1	6- 3	2- 0				
3- 2	0- 0	0- 0	HOME	0- 0	3- 2	1- 0				
1- 4	0- 1	0- 1	AWAY	0- 1	1- 1	1- 0				
2- 1	0- 0	0- 1	NEUTRAL	0- 0	2- 0	0- 0				
4- 3	0- 0	0- 0	CONFERENCE	0- 3	4- 0	3- 0				
3- 0	0- 0	0- 0	HOME	0- 0	3- 0	2- 0				
1- 3	0- 0	0- 0	AWAY	0- 3	1- 0	1- 0				
0- 0	0- 0	0- 0	NEUTRAL	0- 0	0- 0	0- 0				

RPI 1-25				RPI 26-50				RPI 51-100				RPI 101+ Team's RPI: 118			
RPI	S	Opponent	Score	RPI	S	Opponent	Score	RPI	S	Opponent	Score	RPI	S	Opponent	Score
12	A	Missouri	58 70	30	A	DePaul	78 86	61	A	Dayton	76 101	101	N	Ole Miss	79 64
				41	N	LSU	59 71	69	A	Washington St.	63 85	119	N	Cleveland St.	80 64
								77	A	Fordham	63 66	125	H	Little Rock	48 45
								97	A	George Mason	72 81	130	H	Vanderbilt	69 74
												152	A	SIUE	72 79
												153	H	Tulsa	77 66
												167	H	Loyola Marymount	60 62
												169	H	Saint Joseph's	96 73
												230	A	Richmond	79 61
												235	H	St. Bonaventure	78 55
												252	H	Lipscomb	101 57
												281	A	Indiana St.	60 59
												297	H	Massachusetts	64 63
-----															
LAST 12 Division I GAMES:															
				97	A	George Mason	72 81	235	H	St. Bonaventure	78 55				
				169	H	Saint Joseph's	96 73	153	H	Tulsa	77 66				
				297	H	Massachusetts	64 63	252	H	Lipscomb	101 57				
				61	A	Dayton	76 101	12	A	Missouri	58 70				
				77	A	Fordham	63 66	69	A	Washington St.	63 85				
				230	A	Richmond	79 61	125	H	Little Rock	48 45				

Non-Div I Games:

Saint Louis



## Saint Mary's (CA)

Through Games Of Jan. 25, 2018

Average RPI	Win:	171	WON-LOST	WINNING	LAST 10	STRENGTH OF	OPP. STRENGTH	TEAM	ADJ.	CONF.	ADJ CONF.
Average RPI	Loss:	76	RECORD	PCT. RANK	GAMES	SCHEDULE	OF SCHEDULE	RPI	RPI	RPI	RPI
DIV. I ONLY		13- 7		89	6- 4	70	85	71	71	12	12
DIV. I NON-CONF.		7- 4		102	2- 1	58	32	53	53	10	10
-----											
TOTALS	RPI 1-25		RPI 26-50		W-L RECORDS	RPI 51-100		RPI 101-999		RPI 201+	
13- 7	0- 1		0- 1		OVERALL	2- 3		11- 2		5- 0	
8- 2	0- 0		0- 0		HOME	2- 2		6- 0		3- 0	
3- 5	0- 1		0- 1		AWAY	0- 1		3- 2		0- 0	
2- 0	0- 0		0- 0		NEUTRAL	0- 0		2- 0		2- 0	
7- 4	0- 1		0- 1		NON-CONFERENCE	2- 2		5- 0		3- 0	
4- 1	0- 0		0- 0		HOME	2- 1		2- 0		1- 0	
1- 3	0- 1		0- 1		AWAY	0- 1		1- 0		0- 0	
2- 0	0- 0		0- 0		NEUTRAL	0- 0		2- 0		2- 0	
6- 3	0- 0		0- 0		CONFERENCE	0- 1		6- 2		2- 0	
4- 1	0- 0		0- 0		HOME	0- 1		4- 0		2- 0	
2- 2	0- 0		0- 0		AWAY	0- 0		2- 2		0- 0	
0- 0	0- 0		0- 0		NEUTRAL	0- 0		0- 0		0- 0	

RPI 1-25				RPI 26-50				RPI 51-100				Team's RPI: 71				RPI 101+			
RPI	S	Opponent	Score	RPI	S	Opponent	Score	RPI	S	Opponent	Score	RPI	S	Opponent	Score	RPI	S	Opponent	Score
18	A	Cal i forni a	80 87	46	A	Purdue	60 70	54	H	UC Davi s	50 74	111	A	BYU	54 63	111	H	BYU	57 49
								65	H	Gonzaga	65 73	154	A	Paci fi c	70 69	154	H	Paci fi c	96 88
								68	A	Utah	63 74	167	A	Loyol a Marymount	57 69	172	H	Cal Poly	82 64
								69	H	Washi ngton St.	81 75	186	A	Boise St.	74 72	195	A	San Diego	75 53
								73	H	Indi ana	88 82	207	H	Pepperdi ne	75 62	208	H	UC Santa Barbara	89 59
												212	N	Eastern Wash.	76 56	226	N	UT Martin	69 58
												256	H	Santa Clara	59 46				
LAST 12 Divi s i on I GAMES:																			
111	A	BYU	54 63	154	A	Paci fi c	70 69												
154	H	Paci fi c	96 88	111	H	BYU	57 49												
65	H	Gonzaga	65 73	167	A	Loyol a Marymount	57 69												
207	H	Pepperdi ne	75 62	46	A	Purdue	60 70												
256	H	Santa Clara	59 46	212	N	Eastern Wash.	76 56												
195	A	San Diego	75 53	226	N	UT Martin	69 58												

Non-Di v I Games:

Saint Mary's (CA)

■ Loss, 
 ■ Non-Conf, 
 ■ S Site, 
 ■ Home 
 ■ Away 
 N Neutral

## Saint Peter's

Through Games Of Jan. 25, 2018

Average RPI Win:	220	WON-LOST	WINNING	LAST 10	STRENGTH OF	OPP. STRENGTH	TEAM	ADJ.	CONF.	ADJ CONF.
Average RPI Loss:	230	RECORD	PCT. RANK	GAMES	SCHEDULE	OF SCHEDULE	RPI	RPI	RPI	RPI
DIV. I ONLY	3- 16	315	0- 10	312	333	338	338	27	27	
DIV. I NON-CONF.	3- 8	268	0- 4	311	342	317	317	26	26	
-----										
TOTALS	RPI 1-25	RPI 26-50	W-L RECORDS	RPI 51-100	RPI 101-999	RPI 201+				
3- 16	0- 0	0- 0	OVERALL	1- 2	2- 14	2- 11				
1- 7	0- 0	0- 0	HOME	0- 0	1- 7	1- 5				
1- 9	0- 0	0- 0	AWAY	0- 2	1- 6	1- 5				
1- 0	0- 0	0- 0	NEUTRAL	1- 0	0- 0	0- 0				
3- 8	0- 0	0- 0	NON-CONFERENCE	1- 1	2- 7	2- 5				
1- 3	0- 0	0- 0	HOME	0- 0	1- 3	1- 2				
1- 5	0- 0	0- 0	AWAY	0- 1	1- 4	1- 3				
1- 0	0- 0	0- 0	NEUTRAL	1- 0	0- 0	0- 0				
0- 8	0- 0	0- 0	CONFERENCE	0- 1	0- 7	0- 6				
0- 4	0- 0	0- 0	HOME	0- 0	0- 4	0- 3				
0- 4	0- 0	0- 0	AWAY	0- 1	0- 3	0- 3				
0- 0	0- 0	0- 0	NEUTRAL	0- 0	0- 0	0- 0				

RPI 1-25				RPI 26-50				RPI 51-100				RPI 101+				Team's RPI: 338
RPI	S	Opponent	Score	RPI	S	Opponent	Score	RPI	S	Opponent	Score	RPI	S	Opponent	Score	
								55	A	Qui nni pi ac	39 86	127	H	Yale	49 70	
								98	N	Del aware	90 87	169	A	Saint Joseph's	58 87	
								99	A	Seton Hall	49 91	200	H	Marist	53 86	
												206	H	Ni agara	52 87	
												222	H	Lafayette	64 61	
												233	A	Manhattan	64 76	
												250	A	LIU Brookl yn	46 57	
												267	H	Ri der	52 57	
												272	H	St. Francis Brooklyn	49 64	
												277	A	Fai rfi el d	41 62	
												287	A	Monmouth	44 51	
												289	A	Fai rlei gh Di cki nson	59 69	
												297	A	Massachusetts	65 81	
												299	H	Canis ius	53 66	
												339	A	NJIT	59 52	
												349	H	UMass Lowell	60 66	
-----																
LAST 12 Division I GAMES:																
				206	H	Ni agara	52 87			267	H	Ri der	52 57			
				299	H	Canis ius	53 66			233	A	Manhattan	64 76			
				277	A	Fai rfi el d	41 62			289	A	Fai rlei gh Di cki nson	59 69			
				55	A	Qui nni pi ac	39 86			127	H	Yale	49 70			
				287	A	Monmouth	44 51			297	A	Massachusetts	65 81			
				200	H	Marist	53 86			349	H	UMass Lowell	60 66			

Non-Div I Games:

Saint Peter's

Loss, 
Non-Conf, S Site, H Home
A Away
N Neutral

Average RPI Win:	302	WON-LOST	WINNING	LAST 10	STRENGTH OF	OPP. STRENGTH	TEAM	ADJ.	CONF.	ADJ CONF.
Average RPI Loss:	191	RECORD	PCT. RANK	GAMES	SCHEDULE	OF SCHEDULE	RPI	RPI	RPI	RPI
DIV. I ONLY	2- 13	322	1- 9	272	338	331	331	26	26	
DIV. I NON-CONF.	1- 6	306	1- 3	36	344	266	266	25	25	
-----										
TOTALS	RPI 1-25	RPI 26-50	W-L RECORDS	RPI 51-100	RPI 101-999	RPI 201+				
2- 13	0- 0	0- 1	OVERALL	0- 2	2- 10	2- 6				
1- 6	0- 0	0- 0	HOME	0- 0	1- 6	1- 4				
1- 7	0- 0	0- 0	AWAY	0- 0	1- 0	1- 0				
0- 0	0- 0	0- 0	NEUTRAL	0- 0	0- 0	0- 0				
1- 6	0- 0	0- 1	NON-CONFERENCE	0- 1	1- 4	1- 1				
1- 3	0- 0	0- 0	HOME	0- 0	1- 3	1- 1				
0- 3	0- 0	0- 1	AWAY	0- 1	0- 1	0- 0				
0- 0	0- 0	0- 0	NEUTRAL	0- 0	0- 0	0- 0				
1- 7	0- 0	0- 0	CONFERENCE	0- 1	1- 6	1- 5				
0- 3	0- 0	0- 0	HOME	0- 0	0- 3	0- 3				
1- 4	0- 0	0- 0	AWAY	0- 1	1- 3	1- 2				
0- 0	0- 0	0- 0	NEUTRAL	0- 0	0- 0	0- 0				

RPI	S	Opponent	Score	RPI	S	Opponent	Score	RPI	S	Opponent	Score	RPI	S	Opponent	Score	Team's RPI: 331
41	A	LSU	58 71	82	A	Arkansas	54 65	122	H	Rice	50 79	138	A	Lamar University	44 91	
				96	A	Central Ark.	44 69	158	A	Southern Miss.	38 58	166	H	Texas St.	41 73	
								220	A	Abilene Christian	65 83	257	H	Texas Southern	58 77	
								266	H	A&M-Corpus Christi	57 67	293	H	Jackson St.	74 68	
								296	H	Incarnate Word	49 56	311	A	Southeastern La.	57 52	
								320	A	Northwestern St.	60 63	323	H	Houston Baptist	61 69	
-----																
LAST 12 Division I GAMES:																
311	A	Southeastern La.	57 52	96	A	Central Ark.	44 69	200	A	Abilene Christian	65 83	200	A	LSU	58 71	
138	A	Lamar University	44 91	220	A	Abilene Christian	65 83	166	H	Texas St.	41 73	158	A	Southern Miss.	38 58	
320	A	Northwestern St.	60 63	41	A	LSU	58 71	266	H	A&M-Corpus Christi	57 67	293	H	Jackson St.	74 68	
323	H	Houston Baptist	61 69	166	H	Texas St.	41 73	296	H	Incarnate Word	49 56	311	A	Southeastern La.	57 52	
266	H	A&M-Corpus Christi	57 67	158	A	Southern Miss.	38 58	320	A	Northwestern St.	60 63	323	H	Houston Baptist	61 69	
296	H	Incarnate Word	49 56	293	H	Jackson St.	74 68									

Non-Div I Games: Wiley 80 41 St. Thomas Houston 68 66

Sam Houston St.

Average RPI Win:	229	WON-LOST	WINNING	LAST 10	STRENGTH OF	OPP. STRENGTH	TEAM	ADJ.	CONF.	ADJ CONF.
Average RPI Loss:	106	RECORD	PCT. RANK	GAMES	SCHEDULE	OF SCHEDULE	RPI	RPI	RPI	RPI
DIV. I ONLY	9- 11	203	5- 5	101	166	182	182	17	17	
DIV. I NON-CONF.	7- 7	170	4- 1	64	166	130	130	17	17	
-----										
TOTALS	RPI 1-25	RPI 26-50	W-L RECORDS	RPI 51-100	RPI 101-999	RPI 201+				
9- 11	0- 2	0- 0	OVERALL	1- 5	8- 4	6- 1				
8- 2	0- 0	0- 0	HOME	1- 1	7- 1	5- 0				
0- 8	0- 0	0- 0	AWAY	0- 0	0- 0	0- 0				
1- 1	0- 0	0- 0	NEUTRAL	0- 0	1- 1	1- 0				
7- 7	0- 2	0- 0	NON-CONFERENCE	1- 3	6- 2	4- 0				
6- 1	0- 0	0- 0	HOME	1- 0	5- 1	3- 0				
0- 5	0- 2	0- 0	AWAY	0- 3	0- 0	0- 0				
1- 1	0- 0	0- 0	NEUTRAL	0- 0	1- 1	1- 0				
2- 4	0- 0	0- 0	CONFERENCE	0- 2	2- 2	2- 1				
2- 1	0- 0	0- 0	HOME	0- 1	2- 0	2- 0				
0- 3	0- 0	0- 0	AWAY	0- 1	0- 2	0- 1				
0- 0	0- 0	0- 0	NEUTRAL	0- 0	0- 0	0- 0				

RPI 1-25				RPI 26-50				RPI 51-100				RPI 101+				Team's RPI: 182
RPI	S	Opponent	Score	RPI	S	Opponent	Score	RPI	S	Opponent	Score	RPI	S	Opponent	Score	
4	A	Florida St.	62 87					51	H	UCF	58 51	128	N	UTEP	33 46	
25	A	Iowa	59 80					72	H	Mercer	59 73	136	H	Colorado	60 71	
								81	A	Belmont	46 83	158	H	Southern Mi ss.	61 56	
								82	A	Arkansas	63 84	165	A	Furman	41 45	
								91	A	UAB	53 77	187	H	Hampton	66 61	
								94	A	Chattanooga	58 68	236	H	UNCG	56 48	
												240	H	Troy	80 73	
												240	N	Troy	82 76	
												288	A	Wofford	46 58	
												308	H	Western Caro.	62 54	
												317	H	Alabama St.	58 39	
												321	H	Rhode Island	67 37	
-----																
LAST 12 Division I GAMES:																
94	A	Chattanooga	58 68	187	H	Hampton	66 61									
236	H	UNCG	56 48	240	N	Troy	82 76									
308	H	Western Caro.	62 54	128	N	UTEP	33 46									
72	H	Mercer	59 73	158	H	Southern Mi ss.	61 56									
288	A	Wofford	46 58	240	H	Troy	80 73									
165	A	Furman	41 45	91	A	UAB	53 77									

Non-Div I Games:

AUM

59 46

Samford

Average RPI	Win: 224	WON-LOST	WINNING	LAST 10	STRENGTH OF	OPP. STRENGTH	TEAM	ADJ.	CONF.	ADJ CONF.
Average RPI	Loss: 174	RECORD	PCT. RANK	GAMES	SCHEDULE	OF SCHEDULE	RPI	RPI	RPI	RPI
DIV. I ONLY	11- 8	125	6- 4	308	142	195	195	12	12	
DIV. I NON-CONF.	6- 4	122	2- 1	308	188	172	172	10	10	
-----										
TOTALS	RPI 1-25	RPI 26-50	W-L RECORDS	RPI 51-100	RPI 101-999	RPI 201+				
11- 8	0- 1	1- 0	OVERALL	0- 1	10- 6	6- 5				
6- 2	0- 0	1- 0	HOME	0- 1	5- 1	4- 0				
4- 6	0- 1	0- 0	AWAY	0- 0	4- 5	2- 5				
1- 0	0- 0	0- 0	NEUTRAL	0- 0	1- 0	0- 0				
6- 4	0- 1	1- 0	NON-CONFERENCE	0- 0	5- 3	4- 3				
4- 0	0- 0	1- 0	HOME	0- 0	3- 0	3- 0				
1- 4	0- 1	0- 0	AWAY	0- 0	1- 3	1- 3				
1- 0	0- 0	0- 0	NEUTRAL	0- 0	1- 0	0- 0				
5- 4	0- 0	0- 0	CONFERENCE	0- 1	5- 3	2- 2				
2- 2	0- 0	0- 0	HOME	0- 1	2- 1	1- 0				
3- 2	0- 0	0- 0	AWAY	0- 0	3- 2	1- 2				
0- 0	0- 0	0- 0	NEUTRAL	0- 0	0- 0	0- 0				

RPI 1-25				RPI 26-50				RPI 51-100				RPI 101+ Team's RPI: 195			
RPI	S	Opponent	Score	RPI	S	Opponent	Score	RPI	S	Opponent	Score	RPI	S	Opponent	Score
18	A	Cal i forni a	64 89	44	H	Mi nnesota	72 69	71	H	Sai nt Mary's (CA)	53 75	111	H	BYU	70 69
												154	H	Paci fic	68 81
												155	A	San Franci sco	60 54
												167	A	Loyola Marymount	60 54
												186	N	Boi se St.	72 52
												207	A	Pepperdi ne	62 66
												208	A	UC Santa Barbara	71 58
												209	A	Seattle U	73 80
												228	A	San Diego St.	76 77
												246	A	Hawai i	63 64
												256	A	Santa Clara	50 59
												307	H	Southern Utah	72 59
												312	H	UTSA	78 69
												319	A	Portl and	75 60
												319	H	Portl and	59 52
												336	H	Long Beach St.	74 40
LAST 12 Division I GAMES:															
256	A	Santa Clara	50 59	319	H	Portl and	59 52	207	A	Pepperdi ne	62 66	155	A	San Franci sco	60 54
111	H	BYU	70 69	207	A	Pepperdi ne	62 66	312	H	UTSA	78 69	44	H	Mi nnesota	72 69
319	A	Portl and	75 60	155	A	San Franci sco	60 54	71	A	Cal i forni a	64 89				
167	A	Loyola Marymount	60 54	312	H	UTSA	78 69								
154	H	Paci fic	68 81	44	H	Mi nnesota	72 69								
71	H	Saint Mary's (CA)	53 75	18	A	Cal i forni a	64 89								

Non-Div I Games: San Diego Christian 82 53

San Diego

Average RPI Win: 203

Average RPI Loss: 178

WON-LOST  
RECORDWINNING  
PCT. RANKLAST 10  
GAMESSTRENGTH OF  
SCHEDULEOPP. STRENGTH  
OF SCHEDULETEAM  
RPIADJ.  
RPICONF.  
RPIADJ CONF.  
RPI

DIV. I ONLY	8- 10	208	3- 7	185	214	228	228	16	16
DIV. I NON-CONF.	5- 5	170	0- 3	247	287	241	241	16	16
-----									
TOTALS	RPI 1-25	RPI 26-50	W-L RECORDS	RPI 51-100	RPI 101-999	RPI 201+			
8- 10	0- 0	1- 1	OVERALL	1- 0	6- 9	5- 3			
6- 4	0- 0	1- 0	HOME	1- 0	4- 4	3- 1			
2- 4	0- 0	0- 0	AWAY	0- 0	2- 4	2- 2			
0- 2	0- 0	0- 1	NEUTRAL	0- 0	0- 1	0- 0			
5- 5	0- 0	0- 1	NON-CONFERENCE	0- 0	5- 4	4- 2			
4- 2	0- 0	0- 0	HOME	0- 0	4- 2	3- 1			
1- 1	0- 0	0- 0	AWAY	0- 0	1- 1	1- 1			
0- 2	0- 0	0- 1	NEUTRAL	0- 0	0- 1	0- 0			
3- 5	0- 0	1- 0	CONFERENCE	1- 0	1- 5	1- 1			
2- 2	0- 0	1- 0	HOME	1- 0	0- 2	0- 0			
1- 3	0- 0	0- 0	AWAY	0- 0	1- 3	1- 1			
0- 0	0- 0	0- 0	NEUTRAL	0- 0	0- 0	0- 0			

RPI 1-25				RPI 26-50				RPI 51-100				RPI 101+ Team's RPI: 228			
RPI	S	Opponent	Score	RPI	S	Opponent	Score	RPI	S	Opponent	Score	RPI	S	Opponent	Score
				37	N	Central Mich.	76 85	64	H	New Mexico	97 89	107	N	Tulane	46 80
				47	H	Wyoming	68 62					150	A	Fresno St.	53 64
												170	A	Colorado St.	43 72
												170	H	Colorado St.	63 65
												186	H	Boise St.	70 86
												190	H	UC Irvine	65 67
												195	H	San Diego	77 76
												208	A	UC Santa Barbara	64 77
												215	H	CSUN	58 55
												256	H	Santa Clara	34 48
												260	A	San Jose St.	75 65
												262	H	Presbyterian	77 50
												282	A	Arizona	78 67
												298	H	Cal St. Fullerton	59 58
												302	A	Utah St.	58 62
LAST 12 Division I GAMES:															
170	A	Colorado St.	43 72	302	A	Utah St.	58 62								
64	H	New Mexico	97 89	47	H	Wyoming	68 62								
150	A	Fresno St.	53 64	208	A	UC Santa Barbara	64 77								
186	H	Boise St.	70 86	256	H	Santa Clara	34 48								
260	A	San Jose St.	75 65	190	H	UC Irvine	65 67								
170	H	Colorado St.	63 65	282	A	Arizona	78 67								

Non-Div I Games: Hope Int'l 92 68

San Diego St.

Average RPI Win:	209	WON-LOST	WINNING	LAST 10	STRENGTH OF	OPP. STRENGTH	TEAM	ADJ.	CONF.	ADJ CONF.
Average RPI Loss:	113	RECORD	PCT. RANK	GAMES	SCHEDULE	OF SCHEDULE	RPI	RPI	RPI	RPI
DIV. I ONLY	10- 10	173	5- 5	159	115	155	155	12	12	
DIV. I NON-CONF.	5- 6	187	2- 1	114	85	151	151	10	10	
-----										
TOTALS	RPI 1-25	RPI 26-50	W-L RECORDS	RPI 51-100	RPI 101-999	RPI 201+				
10- 10	0- 0	0- 1	OVERALL	0- 4	10- 5	5- 1				
6- 3	0- 0	0- 1	HOME	0- 1	6- 1	3- 0				
3- 7	0- 0	0- 0	AWAY	0- 3	3- 4	2- 1				
1- 0	0- 0	0- 0	NEUTRAL	0- 0	1- 0	0- 0				
5- 6	0- 0	0- 1	NON-CONFERENCE	0- 3	5- 2	2- 0				
3- 2	0- 0	0- 1	HOME	0- 1	3- 0	1- 0				
1- 4	0- 0	0- 0	AWAY	0- 2	1- 2	1- 0				
1- 0	0- 0	0- 0	NEUTRAL	0- 0	1- 0	0- 0				
5- 4	0- 0	0- 0	CONFERENCE	0- 1	5- 3	3- 1				
3- 1	0- 0	0- 0	HOME	0- 0	3- 1	2- 0				
2- 3	0- 0	0- 0	AWAY	0- 1	2- 2	1- 1				
0- 0	0- 0	0- 0	NEUTRAL	0- 0	0- 0	0- 0				

RPI 1-25				RPI 26-50				RPI 51-100				RPI 101+				Team's RPI: 155	
RPI	S	Opponent	Score	RPI	S	Opponent	Score	RPI	S	Opponent	Score	RPI	S	Opponent	Score		
				28	H	Stanford	66 86										
								53	A	Northern Colo.	60 73	111	A	BYU	66 70		
								54	A	UC Davis	55 72	140	N	Robert Morris	57 45		
								65	A	Gonzaga	47 74	150	H	Fresno St.	70 62		
								69	H	Washington St.	70 74	154	A	Paci fic	81 71		
												167	H	Loyol a Marymount	78 60		
												172	A	Cal Poly	83 88		
												172	H	Cal Poly	83 71		
												173	A	UT Arlington	54 56		
												195	H	San Diego	54 60		
												207	A	Pepperdi ne	92 95		
												207	H	Pepperdi ne	68 67		
												256	A	Santa Clara	58 54		
												260	A	San Jose St.	87 81		
												268	H	Sacramento St.	90 76		
												319	H	Portl and	84 75		
LAST 12 Division I GAMES:																	
				154	A	Paci fic	81 71					111	A	BYU	66 70		
				207	A	Pepperdi ne	92 95					319	H	Portl and	84 75		
				256	A	Santa Clara	58 54					195	H	San Diego	54 60		
				65	A	Gonzaga	47 74					173	A	UT Arlington	54 56		
				167	H	Loyol a Marymount	78 60					150	H	Fresno St.	70 62		
				207	H	Pepperdi ne	68 67					268	H	Sacramento St.	90 76		

Non-Div I Games:

San Francisco

Average RPI Win:	240	WON-LOST	WINNING	LAST 10	STRENGTH OF	OPP. STRENGTH	TEAM	ADJ.	CONF.	ADJ CONF.
Average RPI Loss:	140	RECORD	PCT. RANK	GAMES	SCHEDULE	OF SCHEDULE	RPI	RPI	RPI	RPI
DIV. I ONLY	5- 13	286	3- 6	186	124	260	260	16	16	
DIV. I NON-CONF.	2- 8	290	0- 3	155	87	265	265	16	16	
-----										
TOTALS	RPI 1-25	RPI 26-50	W-L RECORDS	RPI 51-100	RPI 101-999	RPI 201+				
5- 13	0- 1	0- 1	OVERALL	1- 1	4- 10	4- 2				
3- 6	0- 0	0- 0	HOME	1- 1	2- 5	2- 2				
2- 6	0- 1	0- 1	AWAY	0- 0	2- 4	2- 0				
0- 1	0- 0	0- 0	NEUTRAL	0- 0	0- 1	0- 0				
2- 8	0- 1	0- 1	NON-CONFERENCE	0- 1	2- 5	2- 1				
1- 4	0- 0	0- 0	HOME	0- 1	1- 3	1- 1				
1- 3	0- 1	0- 1	AWAY	0- 0	1- 1	1- 0				
0- 1	0- 0	0- 0	NEUTRAL	0- 0	0- 1	0- 0				
3- 5	0- 0	0- 0	CONFERENCE	1- 0	2- 5	2- 1				
2- 2	0- 0	0- 0	HOME	1- 0	1- 2	1- 1				
1- 3	0- 0	0- 0	AWAY	0- 0	1- 3	1- 0				
0- 0	0- 0	0- 0	NEUTRAL	0- 0	0- 0	0- 0				

RPI 1-25				RPI 26-50				RPI 51-100				RPI 101+				Team's RPI: 260	
RPI	S	Opponent	Score	RPI	S	Opponent	Score	RPI	S	Opponent	Score	RPI	S	Opponent	Score		
8	A	UCLA	69 129	49	A	Oregon St.	62 110	56	H	Nebraska	55 81	114	A	UNLV	60 79		
								64	H	New Mexico	95 86	137	H	Portland St.	78 90		
												154	A	Pacific	97 106		
												155	H	San Francisco	81 87		
												159	A	Nevada	63 91		
												170	A	Colorado St.	48 63		
												186	H	Boise St.	80 112		
												187	N	Hampton	73 81		
												215	H	CSUN	59 76		
												228	H	San Diego St.	65 75		
												256	A	Santa Clara	71 66		
												261	H	CSU Bakersfield	67 57		
												302	H	Utah St.	79 66		
												315	A	Air Force	75 74		
LAST 12 Division I GAMES:																	
186	H	Boise St.	80 112	170	A	Colorado St.	48 63										
159	A	Nevada	63 91	302	H	Utah St.	79 66										
315	A	Air Force	75 74	56	H	Nebraska	55 81										
228	H	San Diego St.	65 75	49	A	Oregon St.	62 110										
64	H	New Mexico	95 86	215	H	CSUN	59 76										
114	A	UNLV	60 79	155	H	San Francisco	81 87										

Non-Div I Games: Southern Ore. 89 87

San Jose St.



Average RPI Win:	255	WON-LOST	WINNING	LAST 10	STRENGTH OF	OPP. STRENGTH	TEAM	ADJ.	CONF.	ADJ CONF.
Average RPI Loss:	149	RECORD	PCT. RANK	GAMES	SCHEDULE	OF SCHEDULE	RPI	RPI	RPI	RPI
DIV. I ONLY	5- 14	291	2- 8	178	175	256	256	12	12	
DIV. I NON-CONF.	3- 7	254	1- 2	278	221	280	280	10	10	
-----										
TOTALS	RPI 1-25	RPI 26-50	W-L RECORDS	RPI 51-100	RPI 101-999	RPI 201+				
5- 14	0- 1	0- 1	OVERALL	0- 3	5- 9	4- 4				
2- 7	0- 1	0- 1	HOME	0- 1	2- 4	1- 2				
3- 7	0- 0	0- 0	AWAY	0- 0	3- 0	3- 0				
0- 0	0- 0	0- 0	NEUTRAL	0- 0	0- 0	0- 0				
3- 7	0- 1	0- 1	NON-CONFERENCE	0- 0	3- 5	3- 3				
1- 4	0- 1	0- 1	HOME	0- 0	1- 2	1- 2				
2- 3	0- 0	0- 0	AWAY	0- 0	2- 3	2- 1				
0- 0	0- 0	0- 0	NEUTRAL	0- 0	0- 0	0- 0				
2- 7	0- 0	0- 0	CONFERENCE	0- 3	2- 4	1- 1				
1- 3	0- 0	0- 0	HOME	0- 1	1- 2	0- 0				
1- 4	0- 0	0- 0	AWAY	0- 2	1- 2	1- 1				
0- 0	0- 0	0- 0	NEUTRAL	0- 0	0- 0	0- 0				

RPI 1-25				RPI 26-50				RPI 51-100				RPI 101+ Team's RPI: 256			
RPI	S	Opponent	Score	RPI	S	Opponent	Score	RPI	S	Opponent	Score	RPI	S	Opponent	Score
18	H	Cal i forn i a	41 79	48	H	Southern Cal i forn i a	43 64	65	A	Gonzaga	44 71	111	A	BYU	47 65
								65	H	Gonzaga	51 63	155	H	San Franci sco	54 58
								71	A	Saint Mary's (CA)	46 59	159	A	Nevada	41 52
												167	H	Loyol a Marymount	51 65
												181	A	Northwestern	47 57
												195	H	San Di ego	59 50
												207	A	Pepperdi ne	55 56
												208	H	UC Santa Barbara	68 63
												228	A	San Di ego St.	48 34
												260	H	San Jose St.	66 71
												275	A	Grand Canyon	38 39
												298	H	Cal St. Fullerton	69 73
												319	A	Portland	50 43
												327	A	Ill. -Chicago	45 36
-----															
LAST 12 Di vi si on I GAMES:															
195	H	San Di ego	59 50	167	H	Loyol a Marymount	51 65								
65	A	Gonzaga	44 71	65	H	Gonzaga	51 63								
155	H	San Franci sco	54 58	207	A	Pepperdi ne	55 56								
111	A	BYU	47 65	275	A	Grand Canyon	38 39								
71	A	Saint Mary's (CA)	46 59	159	A	Nevada	41 52								
319	A	Portland	50 43	228	A	San Di ego St.	48 34								

Non-Di v I Games: Men I o 104 61

Santa Clara

Average RPI Win:	330	WON-LOST	WINNING	LAST 10	STRENGTH OF	OPP. STRENGTH	TEAM	ADJ.	CONF.	ADJ CONF.
Average RPI Loss:	205	RECORD	PCT. RANK	GAMES	SCHEDULE	OF SCHEDULE	RPI	RPI	RPI	RPI
DIV. I ONLY	1- 15	340	0- 10	314	226	345	345	31	31	
DIV. I NON-CONF.	1- 9	318	1- 5	283	169	324	324	31	31	
-----										
TOTALS	RPI 1-25	RPI 26-50	W-L RECORDS	RPI 51-100	RPI 101-999	RPI 201+				
1- 15	0- 1	0- 1	OVERALL	0- 0	1- 13	1- 7				
0- 4	0- 0	0- 0	HOME	0- 0	0- 4	0- 2				
1- 8	0- 1	0- 1	AWAY	0- 0	1- 6	1- 4				
0- 3	0- 0	0- 0	NEUTRAL	0- 0	0- 3	0- 1				
1- 9	0- 1	0- 1	NON-CONFERENCE	0- 0	1- 7	1- 3				
0- 0	0- 0	0- 0	HOME	0- 0	0- 0	0- 0				
1- 6	0- 1	0- 1	AWAY	0- 0	1- 4	1- 2				
0- 3	0- 0	0- 0	NEUTRAL	0- 0	0- 3	0- 1				
0- 6	0- 0	0- 0	CONFERENCE	0- 0	0- 6	0- 4				
0- 4	0- 0	0- 0	HOME	0- 0	0- 4	0- 2				
0- 2	0- 0	0- 0	AWAY	0- 0	0- 2	0- 2				
0- 0	0- 0	0- 0	NEUTRAL	0- 0	0- 0	0- 0				

RPI 1-25				RPI 26-50				RPI 51-100				RPI 101+ Team's RPI: 345			
RPI	S	Opponent	Score	RPI	S	Opponent	Score	RPI	S	Opponent	Score	RPI	S	Opponent	Score
21	A	South Carolina	38 99	49	A	Oregon St.	36 84					121	A	Jacksonville	46 74
												178	N	Florida	40 90
												184	N	Providence	48 78
												187	H	Hampton	53 81
												191	A	Wisconsin	24 82
												198	H	Norfolk St.	58 78
												230	N	Richmond	63 100
												243	H	Howard	59 87
												244	A	East Carolina	37 103
												291	A	Morgan St.	67 73
												304	A	Coppin St.	57 66
												310	H	UMES	56 68
												317	A	Alabama St.	61 81
												330	A	Ga. Southern	71 67
-----															
LAST 12 Division I GAMES:															
198	H	Norfolk St.	58 78	121	A	Jacksonville	46 74								
187	H	Hampton	53 81	244	A	East Carolina	37 103								
243	H	Howard	59 87	21	A	South Carolina	38 99								
310	H	UMES	56 68	49	A	Oregon St.	36 84								
291	A	Morgan St.	67 73	191	A	Wisconsin	24 82								
304	A	Coppin St.	57 66	330	A	Ga. Southern	71 67								

Non-Div I Games: LaGrange 86 44

Savannah St.

Average RPI Win:	231	WON-LOST	WINNING	LAST 10	STRENGTH OF	OPP. STRENGTH	TEAM	ADJ.	CONF.	ADJ CONF.
Average RPI Loss:	159	RECORD	PCT. RANK	GAMES	SCHEDULE	OF SCHEDULE	RPI	RPI	RPI	RPI
DIV. I ONLY	10- 10	173	5- 5	230	211	209	209	30	30	
DIV. I NON-CONF.	6- 9	214	2- 5	147	176	201	201	30	30	
-----										
TOTALS	RPI 1-25	RPI 26-50	W-L RECORDS	RPI 51-100	RPI 101-999	RPI 201+				
10- 10	0- 1	0- 0	OVERALL	0- 1	10- 8	7- 3				
4- 6	0- 0	0- 0	HOME	0- 1	4- 5	2- 1				
6- 4	0- 1	0- 0	AWAY	0- 0	6- 3	5- 2				
0- 0	0- 0	0- 0	NEUTRAL	0- 0	0- 0	0- 0				
6- 9	0- 1	0- 0	NON-CONFERENCE	0- 1	6- 7	3- 2				
2- 6	0- 0	0- 0	HOME	0- 1	2- 5	0- 1				
4- 3	0- 1	0- 0	AWAY	0- 0	4- 2	3- 1				
0- 0	0- 0	0- 0	NEUTRAL	0- 0	0- 0	0- 0				
4- 1	0- 0	0- 0	CONFERENCE	0- 0	4- 1	4- 1				
2- 0	0- 0	0- 0	HOME	0- 0	2- 0	2- 0				
2- 1	0- 0	0- 0	AWAY	0- 0	2- 1	2- 1				
0- 0	0- 0	0- 0	NEUTRAL	0- 0	0- 0	0- 0				

RPI 1-25				RPI 26-50				RPI 51-100				RPI 101+ Team's RPI: 209			
RPI	S	Opponent	Score	RPI	S	Opponent	Score	RPI	S	Opponent	Score	RPI	S	Opponent	Score
18	A	Cal i forni a	67 87					54	H	UC Davi s	53 79	134	A	Washi ngton	76 84
												137	H	Portland St.	91 77
												142	H	Idaho St.	69 74
												154	H	Paci fi c	73 85
												159	H	Nevada	65 74
												174	A	Idaho	68 60
												190	H	UC Irvi ne	79 84
												195	H	San Di ego	80 73
												207	A	Pepperdi ne	65 62
												208	A	UC Santa Barbara	77 71
												215	A	CSUN	62 67
												237	A	Montana	78 64
												246	H	Hawai i	58 73
												247	H	New Mexico St.	69 59
												248	A	UMKC	62 58
												275	A	Grand Canyon	63 74
												318	H	UTRGV	64 56
												341	A	Chi cago St.	63 56
-----															
LAST 12 Di vi si on I GAMES:															
318	H	UTRGV	64 56	190	H	UC Irvi ne	79 84								
247	H	New Mexico St.	69 59	134	A	Washi ngton	76 84								
248	A	UMKC	62 58	154	H	Paci fi c	73 85								
341	A	Chi cago St.	63 56	174	A	Idaho	68 60								
275	A	Grand Canyon	63 74	237	A	Montana	78 64								
215	A	CSUN	62 67	159	H	Nevada	65 74								

Non-Di v I Games:

Seattle U

Average RPI	Win:	195	WON-LOST	WINNING	LAST 10	STRENGTH OF	OPP. STRENGTH	TEAM	ADJ.	CONF.	ADJ CONF.
Average RPI	Loss:	34	RECORD	PCT. RANK	GAMES	SCHEDULE	OF SCHEDULE	RPI	RPI	RPI	RPI
DIV. I ONLY		12- 8		113	5- 5	90	49	99	99	6	6
DIV. I NON-CONF.		8- 3		65	2- 1	152	139	95	95	5	5
<hr/>											
TOTALS	RPI 1-25		RPI 26-50		W-L RECORDS	RPI 51-100		RPI 101-999		RPI 201+	
12- 8	0- 3		1- 4		OVERALL	0- 1		11- 0		4- 0	
9- 4	0- 1		1- 3		HOME	0- 0		8- 0		4- 0	
3- 4	0- 2		0- 1		AWAY	0- 1		3- 0		0- 0	
0- 0	0- 0		0- 0		NEUTRAL	0- 0		0- 0		0- 0	
8- 3	0- 2		0- 1		NON-CONFERENCE	0- 0		8- 0		4- 0	
6- 2	0- 1		0- 1		HOME	0- 0		6- 0		4- 0	
2- 1	0- 1		0- 0		AWAY	0- 0		2- 0		0- 0	
0- 0	0- 0		0- 0		NEUTRAL	0- 0		0- 0		0- 0	
4- 5	0- 1		1- 3		CONFERENCE	0- 1		3- 0		0- 0	
3- 2	0- 0		1- 2		HOME	0- 0		2- 0		0- 0	
1- 3	0- 1		0- 1		AWAY	0- 1		1- 0		0- 0	
0- 0	0- 0		0- 0		NEUTRAL	0- 0		0- 0		0- 0	

RPI	S	Opponent	Score	RPI	S	Opponent	Score	RPI	S	Opponent	Score	RPI	S	Opponent	Score
8	H	UCLA	68 77	27	H	Villanova	59 67	78	A	Butler	48 66	106	A	Wake Forest	67 57
14	A	Rutgers	45 70	30	A	DePaul	66 89					148	H	Georgetown	70 65
20	A	Marquette	84 97	38	H	St. John's (NY)	62 57					160	A	Xavier	62 51
				41	H	Princeton	83 85					171	H	Jacksonville St.	73 54
				50	H	Creighton	51 68					183	A	Boston College	73 53
<hr/>															
Team's RPI: 99															
LAST 12 Division I GAMES:															
				38	H	St. John's (NY)	62 57	50	H	Creighton	51 68				
				148	H	Georgetown	70 65	20	A	Marquette	84 97				
				27	H	Villanova	59 67	30	A	DePaul	66 89				
				160	A	Xavier	62 51	277	H	Fairfield	80 61				
				78	A	Butler	48 66	8	H	UCLA	68 77				
				184	H	Providence	65 56	183	A	Boston College	73 53				

Non-Div I Games:

Seton Hall

Average RPI Win:	265	WON-LOST	WINNING	LAST 10	STRENGTH OF	OPP. STRENGTH	TEAM	ADJ.	CONF.	ADJ CONF.
Average RPI Loss:	119	RECORD	PCT. RANK	GAMES	SCHEDULE	OF SCHEDULE	RPI	RPI	RPI	RPI
DIV. I ONLY	10- 10	173	5- 5	250	184	203	203	27	27	
DIV. I NON-CONF.	5- 6	187	1- 2	85	106	131	131	26	26	
-----										
TOTALS	RPI 1-25	RPI 26-50	W-L RECORDS	RPI 51-100	RPI 101-999	RPI 201+				
10- 10	0- 1	0- 1	OVERALL	0- 4	10- 4	9- 3				
6- 3	0- 0	0- 1	HOME	0- 1	6- 1	5- 1				
4- 7	0- 1	0- 0	AWAY	0- 3	4- 3	4- 2				
0- 0	0- 0	0- 0	NEUTRAL	0- 0	0- 0	0- 0				
5- 6	0- 1	0- 1	NON-CONFERENCE	0- 3	5- 1	5- 0				
3- 2	0- 0	0- 1	HOME	0- 1	3- 0	3- 0				
2- 4	0- 1	0- 0	AWAY	0- 2	2- 1	2- 0				
0- 0	0- 0	0- 0	NEUTRAL	0- 0	0- 0	0- 0				
5- 4	0- 0	0- 0	CONFERENCE	0- 1	5- 3	4- 3				
3- 1	0- 0	0- 0	HOME	0- 0	3- 1	2- 1				
2- 3	0- 0	0- 0	AWAY	0- 1	2- 2	2- 2				
0- 0	0- 0	0- 0	NEUTRAL	0- 0	0- 0	0- 0				

RPI 1-25				RPI 26-50				RPI 51-100				RPI 101+				Team's RPI: 203
RPI	S	Opponent	Score	RPI	S	Opponent	Score	RPI	S	Opponent	Score	RPI	S	Opponent	Score	
14	A	Rutgers	47 59	39	H	FGCU	50 63	55	A	Qui nni pi ac	54 68	135	A	Hartford	62 71	
								70	H	Al bany (NY)	63 78	200	H	Mari st	58 53	
								79	A	Penn St.	72 86	206	A	Ni agara	50 65	
								88	A	Harvard	67 75	206	H	Ni agara	68 73	
												217	A	Hofstra	70 60	
												235	H	St. Bonaventure	70 62	
												243	H	Howard	72 61	
												258	H	Sacred Heart	62 57	
												267	A	Ri der	71 67	
												273	A	Col gate	73 70	
												277	H	Fai rfi el d	51 40	
												299	A	Cani si us	57 65	
												342	A	I ona	70 48	
												342	H	I ona	64 51	
LAST 12 Di vi si on I GAMES:																
277	H	Fai rfi el d	51 40	342	H	I ona	64 51									
342	A	I ona	70 48	267	A	Ri der	71 67									
200	H	Mari st	58 53	55	A	Qui nni pi ac	54 68									
206	A	Ni agara	50 65	135	A	Hartford	62 71									
299	A	Cani si us	57 65	258	H	Sacred Heart	62 57									
206	H	Ni agara	68 73	70	H	Al bany (NY)	63 78									

Non-Di v I Games:

Siena

Average RPI Win:	216	WON-LOST	WINNING	LAST 10	STRENGTH OF	OPP. STRENGTH	TEAM	ADJ.	CONF.	ADJ CONF.
Average RPI Loss:	99	RECORD	PCT. RANK	GAMES	SCHEDULE	OF SCHEDULE	RPI	RPI	RPI	RPI
DIV. I ONLY	13- 5	62	8- 2	150	219	90	90	23	23	
DIV. I NON-CONF.	6- 4	122	2- 2	48	156	69	69	24	24	
TOTALS	RPI 1-25	RPI 26-50	W-L RECORDS	RPI 51-100	RPI 101-999	RPI 201+				
13- 5	0- 1	0- 0	OVERALL	2- 1	11- 3	7- 0				
8- 2	0- 0	0- 0	HOME	1- 1	7- 1	6- 0				
5- 3	0- 1	0- 0	AWAY	1- 0	4- 2	1- 0				
0- 0	0- 0	0- 0	NEUTRAL	0- 0	0- 0	0- 0				
6- 4	0- 1	0- 0	NON-CONFERENCE	2- 1	4- 2	2- 0				
3- 2	0- 0	0- 0	HOME	1- 1	2- 1	1- 0				
3- 2	0- 1	0- 0	AWAY	1- 0	2- 1	1- 0				
0- 0	0- 0	0- 0	NEUTRAL	0- 0	0- 0	0- 0				
7- 1	0- 0	0- 0	CONFERENCE	0- 0	7- 1	5- 0				
5- 0	0- 0	0- 0	HOME	0- 0	5- 0	5- 0				
2- 1	0- 0	0- 0	AWAY	0- 0	2- 1	0- 0				
0- 0	0- 0	0- 0	NEUTRAL	0- 0	0- 0	0- 0				

RPI	S	Opponent	Score	RPI	S	Opponent	Score	RPI	S	Opponent	Score	RPI	S	Opponent	Score
17	A	NC State	50 71					86	A	North Carolina	85 84	101	A	Ole Miss	59 66
								91	H	UAB	66 78	121	H	Jacksonville	58 60
								96	H	Central Ark.	64 43	133	A	Louisiana	72 57
												158	A	Southern Miss.	78 57
												166	A	Texas St.	63 78
												173	A	UT Arlington	76 63
												192	H	New Orleans	67 45
												210	H	Southern U.	69 65
												240	H	Troy	79 68
												279	H	Coastal Caro.	68 62
												283	H	Appalachian St.	54 52
												313	H	Georgia St.	88 52
												317	A	Alabama St.	59 47
												330	H	Ga. Southern	79 52
LAST 12 Division I GAMES:															
133	A	Louisiana	72 57	330	H	Ga. Southern	79 52								
283	H	Appalachian St.	54 52	313	H	Georgia St.	88 52								
279	H	Coastal Caro.	68 62	91	H	UAB	66 78								
240	H	Troy	79 68	96	H	Central Ark.	64 43								
173	A	UT Arlington	76 63	210	H	Southern U.	69 65								
166	A	Texas St.	63 78	101	A	Ole Miss	59 66								

Non-Div I Games: Ga. Southwestern 73 42

South Ala.

Average RPI Win:	143	WON-LOST	WINNING	LAST 10	STRENGTH OF	OPP. STRENGTH	TEAM	ADJ.	CONF.	ADJ CONF.
Average RPI Loss:	8	RECORD	PCT. RANK	GAMES	SCHEDULE	OF SCHEDULE	RPI	RPI	RPI	RPI
DIV. I ONLY	17- 3	15	8- 2	81	5	21	21	2	2	
DIV. I NON-CONF.	11- 1	13	4- 0	160	23	27	27	2	2	
-----										
TOTALS	RPI 1-25	RPI 26-50	W-L RECORDS	RPI 51-100	RPI 101-999	RPI 201+				
17- 3	4- 3	1- 0	OVERALL	1- 0	11- 0	5- 0				
9- 1	2- 1	0- 0	HOME	1- 0	6- 0	5- 0				
6- 1	1- 1	0- 0	AWAY	0- 0	5- 0	0- 0				
2- 1	1- 1	1- 0	NEUTRAL	0- 0	0- 0	0- 0				
11- 1	3- 1	1- 0	NON-CONFERENCE	0- 0	7- 0	5- 0				
6- 0	1- 0	0- 0	HOME	0- 0	5- 0	5- 0				
3- 0	1- 0	0- 0	AWAY	0- 0	2- 0	0- 0				
2- 1	1- 1	1- 0	NEUTRAL	0- 0	0- 0	0- 0				
6- 2	1- 2	0- 0	CONFERENCE	1- 0	4- 0	0- 0				
3- 1	1- 1	0- 0	HOME	1- 0	1- 0	0- 0				
3- 1	0- 1	0- 0	AWAY	0- 0	3- 0	0- 0				
0- 0	0- 0	0- 0	NEUTRAL	0- 0	0- 0	0- 0				

RPI	S	Opponent	Score	RPI	S	Opponent	Score	RPI	S	Opponent	Score	RPI	S	Opponent	Score
2	N	Notre Dame	85 92	38	N	St. John's (NY)	76 58	82	H	Arkansas	90 42	101	A	Ole Miss	88 62
9	H	Tennessee	70 86									105	A	Kentucky	81 64
12	A	Missouri	74 83									109	H	Auburn	71 63
14	N	Rutgers	78 68									112	A	Clemson	66 36
15	H	Texas A&M	61 59									130	A	Vanderbilt	95 82
19	H	Duke	72 52									174	A	Temple	87 60
24	A	Maryland	94 86									254	H	Col. of Charleston	69 43
												288	H	Wofford	94 60
												308	H	Western Caro.	101 43
												317	H	Alabama St.	99 31
												345	H	Savannah St.	99 38
-----															
LAST 12 Division I GAMES:															
82	H	Arkansas	90 42	101	A	Ole Miss	88 62	15	H	Texas A&M	61 59	174	A	Temple	87 60
105	A	Kentucky	81 64					345	H	Savannah St.	99 38	254	H	Col. of Charleston	69 43
130	A	Vanderbilt	95 82									19	H	Duke	72 52
9	H	Tennessee	70 86												
109	H	Auburn	71 63												
12	A	Missouri	74 83												

Non-Div I Games:

South Carolina

Average RPI Win:	296	WON-LOST	WINNING	LAST 10	STRENGTH OF	OPP. STRENGTH	TEAM	ADJ.	CONF.	ADJ CONF.
Average RPI Loss:	211	RECORD	PCT. RANK	GAMES	SCHEDULE	OF SCHEDULE	RPI	RPI	RPI	RPI

DIV. I ONLY	5- 11	275	2- 7	347	235	324	324	31	31
DIV. I NON-CONF.	3- 7	254	2- 3	347	199	336	336	31	31
-----									
TOTALS	RPI 1-25	RPI 26-50	W-L RECORDS	RPI 51-100	RPI 101-999	RPI 201+			
5- 11	0- 0	0- 0	OVERALL	0- 2	5- 9	4- 6			
3- 3	0- 0	0- 0	HOME	0- 0	3- 3	2- 2			
2- 8	0- 0	0- 0	AWAY	0- 0	2- 1	2- 1			
0- 0	0- 0	0- 0	NEUTRAL	0- 0	0- 0	0- 0			
3- 7	0- 0	0- 0	NON-CONFERENCE	0- 2	3- 5	3- 3			
1- 1	0- 0	0- 0	HOME	0- 0	1- 1	1- 1			
2- 6	0- 0	0- 0	AWAY	0- 2	2- 4	2- 2			
0- 0	0- 0	0- 0	NEUTRAL	0- 0	0- 0	0- 0			
2- 4	0- 0	0- 0	CONFERENCE	0- 0	2- 4	1- 3			
2- 2	0- 0	0- 0	HOME	0- 0	2- 2	1- 1			
0- 2	0- 0	0- 0	AWAY	0- 0	0- 2	0- 2			
0- 0	0- 0	0- 0	NEUTRAL	0- 0	0- 0	0- 0			

RPI 1-25				RPI 26-50				RPI 51-100				RPI 101+ Team's RPI: 324			
RPI	S	Opponent	Score	RPI	S	Opponent	Score	RPI	S	Opponent	Score	RPI	S	Opponent	Score
								62	A	Georgi a Tech	40 86	112	A	Clemson	48 56
								72	A	Mercer	53 74	168	A	Charlotte	49 64
												187	H	Hampton	78 70
												198	H	Norfolk St.	67 71
												202	A	Bethune-Cookman	50 68
												243	H	Howard	58 68
												303	A	Delaware St.	44 58
												305	A	USC Upstate	44 63
												308	H	Western Caro.	75 45
												310	H	UMES	54 51
												322	A	Old Domini on	35 52
												330	H	Ga. Southern	58 61
												332	A	Charleston So.	60 58
												344	A	Winthrop	65 37
LAST 12 Division I GAMES:															
187	H	Hampton	78 70	322	A	Old Domini on	35 52								
198	H	Norfolk St.	67 71	168	A	Charlotte	49 64								
310	H	UMES	54 51	72	A	Mercer	53 74								
243	H	Howard	58 68	308	H	Western Caro.	75 45								
303	A	Delaware St.	44 58	332	A	Charleston So.	60 58								
202	A	Bethune-Cookman	50 68	305	A	USC Upstate	44 63								

Non-Div I Games: Johnson & Wales (NC) 36 40 Columbia Int'l 82 38

South Carolina St.



Average RPI Win:	196	WON-LOST	WINNING	LAST 10	STRENGTH OF	OPP. STRENGTH	TEAM	ADJ.	CONF.	ADJ CONF.
Average RPI Loss:	93	RECORD	PCT. RANK	GAMES	SCHEDULE	OF SCHEDULE	RPI	RPI	RPI	RPI

DIV. I ONLY	14- 5	54	9- 0	167	123	83	83	14	14
DIV. I NON-CONF.	7- 5	132	3- 1	210	59	135	135	15	15
TOTALS	RPI 1-25	RPI 26-50	W-L RECORDS	RPI 51-100	RPI 101-999	RPI 201+			
14- 5	0- 1	2- 0	OVERALL	0- 1	12- 3	7- 0			
7- 1	0- 0	1- 0	HOME	0- 0	6- 1	4- 0			
6- 2	0- 0	1- 0	AWAY	0- 0	5- 2	2- 0			
1- 2	0- 1	0- 0	NEUTRAL	0- 1	1- 0	1- 0			
7- 5	0- 1	1- 0	NON-CONFERENCE	0- 1	6- 3	4- 0			
4- 1	0- 0	1- 0	HOME	0- 0	3- 1	2- 0			
2- 2	0- 0	0- 0	AWAY	0- 0	2- 2	1- 0			
1- 2	0- 1	0- 0	NEUTRAL	0- 1	1- 0	1- 0			
7- 0	0- 0	1- 0	CONFERENCE	0- 0	6- 0	3- 0			
3- 0	0- 0	0- 0	HOME	0- 0	3- 0	2- 0			
4- 0	0- 0	1- 0	AWAY	0- 0	3- 0	1- 0			
0- 0	0- 0	0- 0	NEUTRAL	0- 0	0- 0	0- 0			

RPI S Opponent Score	RPI S Opponent Score	RPI S Opponent Score	RPI S Opponent Score
9 N Tennessee 49 69	35 A South Dakota St. 67 61	59 N Oklahoma St. 68 76	110 A Western Ill. 82 58
	50 H Creighton 73 68		113 A SFA 55 77
			129 A Iowa St. 76 81
			131 H North Dakota 76 71
			151 A Wichita St. 62 48
			153 H Tulsa 61 64
			180 A Oral Roberts 73 68
			201 H Denver 79 51
			238 H UC Riverside 75 66
			239 H Omaha 70 46
			261 H CSU Bakersfield 66 50
			271 A North Dakota St. 82 67
			281 N Indiana St. 71 59
			296 A Incarnate Word 81 51
			306 H Fort Wayne 85 43
LAST 12 Division I GAMES:			
35 A South Dakota St. 67 61	201 H Denver 79 51		
239 H Omaha 70 46	131 H North Dakota 76 71		
180 A Oral Roberts 73 68	238 H UC Riverside 75 66		
306 H Fort Wayne 85 43	153 H Tulsa 61 64		
110 A Western Ill. 82 58	261 H CSU Bakersfield 66 50		
271 A North Dakota St. 82 67	296 A Incarnate Word 81 51		

Non-Div I Games: Mt. Marty 87 25 Bellevue 89 32

South Dakota

Average RPI Win:	158	WON-LOST	WINNING	LAST 10	STRENGTH OF	OPP. STRENGTH	TEAM	ADJ.	CONF.	ADJ CONF.
Average RPI Loss:	38	RECORD	PCT. RANK	GAMES	SCHEDULE	OF SCHEDULE	RPI	RPI	RPI	RPI
DIV. I ONLY	15- 5	48	7- 2	48	64	35	35	14	14	
DIV. I NON-CONF.	10- 4	73	3- 2	52	2	31	31	15	15	
-----										
TOTALS	RPI 1-25	RPI 26-50	W-L RECORDS	RPI 51-100	RPI 101-999	RPI 201+				
15- 5	1- 2	1- 2	OVERALL	1- 1	12- 0	3- 0				
9- 2	0- 1	1- 0	HOME	0- 1	8- 0	3- 0				
4- 3	0- 1	0- 2	AWAY	1- 0	3- 0	0- 0				
2- 0	1- 0	0- 0	NEUTRAL	0- 0	1- 0	0- 0				
10- 4	1- 2	1- 2	NON-CONFERENCE	1- 0	7- 0	1- 0				
6- 1	0- 1	1- 0	HOME	0- 0	5- 0	1- 0				
2- 3	0- 1	0- 2	AWAY	1- 0	1- 0	0- 0				
2- 0	1- 0	0- 0	NEUTRAL	0- 0	1- 0	0- 0				
5- 1	0- 0	0- 0	CONFERENCE	0- 1	5- 0	2- 0				
3- 1	0- 0	0- 0	HOME	0- 1	3- 0	2- 0				
2- 0	0- 0	0- 0	AWAY	0- 0	2- 0	0- 0				
0- 0	0- 0	0- 0	NEUTRAL	0- 0	0- 0	0- 0				

RPI 1-25				RPI 26-50				Team's RPI: 35				RPI 51-100				RPI 101+			
RPI	S	Opponent	Score	RPI	S	Opponent	Score	RPI	S	Opponent	Score	RPI	S	Opponent	Score	RPI	S	Opponent	Score
5	H	Louisville	64 68	36	H	Oklahoma	67 61	83	H	South Dakota	61 67	110	H	Western Ill.	84 48				
13	A	Green Bay	41 55	39	A	FGCU	78 87	100	A	George Washington	97 88	116	A	Drake	85 78				
17	N	NC State	75 67	50	A	Creighton	65 72					126	H	Bowling Green	76 44				
												131	H	North Dakota	66 52				
												151	H	Wichita St.	96 64				
												168	N	Charlotte	71 70				
												180	A	Oral Roberts	77 70				
												188	H	UNI	57 47				
												201	A	Denver	69 58				
												239	H	Omaha	89 64				
												271	H	North Dakota St.	83 63				
												339	H	NJIT	92 48				
LAST 12 Division I GAMES:																			
				83	H	South Dakota	61 67	39	A	FGCU	78 87								
				110	H	Western Ill.	84 48	151	H	Wichita St.	96 64								
				180	A	Oral Roberts	77 70	116	A	Drake	85 78								
				201	A	Denver	69 58	50	A	Creighton	65 72								
				271	H	North Dakota St.	83 63	126	H	Bowling Green	76 44								
				239	H	Omaha	89 64	36	H	Oklahoma	67 61								

Average RPI Win: 135		WON-LOST RECORD	WINNING PCT. RANK	LAST 10 GAMES	STRENGTH OF SCHEDULE	OPP. STRENGTH OF SCHEDULE	TEAM RPI	ADJ. RPI	CONF. RPI	ADJ CONF. RPI
Average RPI Loss: 46										
DIV. I ONLY		15- 5	48	7- 3	42	10	29	29	8	8
DIV. I NON-CONF.		10- 3	51	3- 2	72	3	28	28	7	7
TOTALS		RPI 1-25	RPI 26-50	W-L RECORDS		RPI 51-100	RPI 101-999	RPI 201+		
15- 5	0- 2		2- 2	OVERALL		5- 0	8- 1	3- 0		
7- 1	0- 1		1- 0	HOME		2- 0	4- 0	2- 0		
5- 2	0- 0		0- 1	AWAY		1- 0	4- 1	1- 0		
3- 2	0- 1		1- 1	NEUTRAL		2- 0	0- 0	0- 0		
10- 3	0- 1		2- 2	NON-CONFERENCE		4- 0	4- 0	3- 0		
5- 0	0- 0		1- 0	HOME		1- 0	3- 0	2- 0		
2- 1	0- 0		0- 1	AWAY		1- 0	1- 0	1- 0		
3- 2	0- 1		1- 1	NEUTRAL		2- 0	0- 0	0- 0		
5- 2	0- 1		0- 0	CONFERENCE		1- 0	4- 1	0- 0		
2- 1	0- 1		0- 0	HOME		1- 0	1- 0	0- 0		
3- 1	0- 0		0- 0	AWAY		0- 0	3- 1	0- 0		
0- 0	0- 0		0- 0	NEUTRAL		0- 0	0- 0	0- 0		

RPI 1-25				RPI 26-50				Team's RPI : 29				RPI 51-100				RPI 101+			
RPI	S	Opponent	Score	RPI	S	Opponent	Score	RPI	S	Opponent	Score	RPI	S	Opponent	Score	RPI	S	Opponent	Score
1	H	UConn	49 100	36	A	Oklahoma	74 79	51	H	UCF	62 45	107	H	Tulane	75 46				
2	N	Notre Dame	66 76	38	N	St. John's (NY)	68 59	61	N	Dayton	93 87	139	A	Cincinnati	69 46				
				40	N	Michigan St.	73 83	69	N	Washington St.	82 45	151	A	Wichita St.	56 64				
				41	H	LSU	61 55	78	H	Butler	71 55	163	A	Memphis	81 62				
								100	A	George Washington	83 78	174	A	Temple	89 73				
												194	H	Arkansas St.	98 55				
												210	H	Southern U.	108 48				
												274	A	FIU	82 52				
												323	H	Houston Baptist	90 43				
LAST 12 Division I GAMES:																			
151	A	Wichita St.	56 64	107	H	Tulane	75 46												
163	A	Memphis	81 62	40	N	Michigan St.	73 83												
51	H	UCF	62 45	61	N	Dayton	93 87												
174	A	Temple	89 73	274	A	FIU	82 52												
1	H	UConn	49 100	210	H	Southern U.	108 48												
139	A	Cincinnati	69 46	36	A	Oklahoma	74 79												

Non-Div I Games:

South Fla.

Average RPI Win:	288	WON-LOST	WINNING	LAST 10	STRENGTH OF	OPP. STRENGTH	TEAM	ADJ.	CONF.	ADJ CONF.
Average RPI Loss:	124	RECORD	PCT. RANK	GAMES	SCHEDULE	OF SCHEDULE	RPI	RPI	RPI	RPI
DIV. I ONLY	8- 11	221	6- 4	144	319	197	197	25	25	
DIV. I NON-CONF.	3- 7	254	1- 2	27	227	160	160	27	27	
-----										
TOTALS	RPI 1-25	RPI 26-50	W-L RECORDS	RPI 51-100	RPI 101-999	RPI 201+				
8- 11	0- 1	0- 1	OVERALL	0- 2	8- 7	7- 2				
4- 3	0- 0	0- 0	HOME	0- 1	4- 2	4- 1				
3- 8	0- 0	0- 0	AWAY	0- 1	3- 0	3- 0				
1- 0	0- 0	0- 0	NEUTRAL	0- 0	1- 0	0- 0				
3- 7	0- 1	0- 1	NON-CONFERENCE	0- 1	3- 4	2- 0				
2- 1	0- 0	0- 0	HOME	0- 0	2- 1	2- 0				
0- 6	0- 1	0- 1	AWAY	0- 1	0- 3	0- 0				
1- 0	0- 0	0- 0	NEUTRAL	0- 0	1- 0	0- 0				
5- 4	0- 0	0- 0	CONFERENCE	0- 1	5- 3	5- 2				
2- 2	0- 0	0- 0	HOME	0- 1	2- 1	2- 1				
3- 2	0- 0	0- 0	AWAY	0- 0	3- 2	3- 1				
0- 0	0- 0	0- 0	NEUTRAL	0- 0	0- 0	0- 0				

RPI 1-25				RPI 26-50				RPI 51-100				RPI 101+ Team's RPI: 197			
RPI	S	Opponent	Score	RPI	S	Opponent	Score	RPI	S	Opponent	Score	RPI	S	Opponent	Score
5	A	Louisville	40 80	33	A	Ball St.	56 69	81	H	Belmont	57 67	110	A	Western Ill.	59 87
								97	A	George Mason	38 57	123	A	Kansas	50 51
												139	A	Cincinnati	52 65
												143	N	Saint Francis (PA)	82 50
												152	A	SIUE	57 65
												162	H	Southern Ill.	74 79
												216	H	Bradley	57 53
												225	H	Morehead St.	56 59
												232	A	Austin Peay	65 66
												286	H	Eastern Ky.	69 55
												301	A	Murray St.	85 74
												329	A	Tennessee Tech	70 66
												337	A	Eastern Ill.	77 54
												343	H	Tennessee St.	71 66
												346	H	Evansville	74 65
-----															
LAST 12 Division I GAMES:															
329	A	Tennessee Tech	70 66	301	A	Murray St.	85 74								
337	A	Eastern Ill.	77 54	343	H	Tennessee St.	71 66								
152	A	SIUE	57 65	81	H	Belmont	57 67								
286	H	Eastern Ky.	69 55	346	H	Evansville	74 65								
225	H	Morehead St.	56 59	123	A	Kansas	50 51								
232	A	Austin Peay	65 66	33	A	Ball St.	56 69								

Non-Div I Games: Evangel 72 60 Missouri Valley 69 34

Average RPI Win:	282	WON-LOST	WINNING	LAST 10	STRENGTH OF	OPP. STRENGTH	TEAM	ADJ.	CONF.	ADJ CONF.
Average RPI Loss:	176	RECORD	PCT. RANK	GAMES	SCHEDULE	OF SCHEDULE	RPI	RPI	RPI	RPI
DIV. I ONLY	3- 16	315	2- 8	245	305	311	311	26	26	
DIV. I NON-CONF.	1- 10	327	0- 4	166	247	293	293	25	25	
-----										
TOTALS	RPI 1-25	RPI 26-50	W-L RECORDS	RPI 51-100	RPI 101-999	RPI 201+				
3- 16	0- 0	0- 1	OVERALL	0- 2	3- 13	3- 7				
1- 6	0- 0	0- 0	HOME	0- 0	1- 6	1- 4				
2- 9	0- 0	0- 1	AWAY	0- 2	2- 6	2- 3				
0- 1	0- 0	0- 0	NEUTRAL	0- 0	0- 1	0- 0				
1- 10	0- 0	0- 1	NON-CONFERENCE	0- 1	1- 8	1- 4				
0- 3	0- 0	0- 0	HOME	0- 0	0- 3	0- 2				
1- 6	0- 0	0- 1	AWAY	0- 1	1- 4	1- 2				
0- 1	0- 0	0- 0	NEUTRAL	0- 0	0- 1	0- 0				
2- 6	0- 0	0- 0	CONFERENCE	0- 1	2- 5	2- 3				
1- 3	0- 0	0- 0	HOME	0- 0	1- 3	1- 2				
1- 3	0- 0	0- 0	AWAY	0- 1	1- 2	1- 1				
0- 0	0- 0	0- 0	NEUTRAL	0- 0	0- 0	0- 0				

RPI 1-25				RPI 26-50				RPI 51-100				RPI 101+ Team's RPI: 311			
RPI	S	Opponent	Score	RPI	S	Opponent	Score	RPI	S	Opponent	Score	RPI	S	Opponent	Score
				41	A	LSU	56 84	63	A	TCU	62 112	108	N	Kent St.	60 81
								96	A	Central Ark.	47 63	109	A	Auburn	46 80
												113	A	SFA	67 79
												133	H	Louisiana	56 68
												138	H	Lamar University	58 75
												139	A	Cincinnati	43 82
												202	A	Bethune-Cookman	60 58
												220	A	Abilene Christian	80 86
												224	A	Akron	54 66
												255	A	Grambling	52 61
												276	H	Alcorn	77 84
												285	H	Alabama A&M	74 76
												292	H	McNeese	65 77
												320	H	Northwestern St.	71 65
												323	A	Houston Baptist	76 61
												331	H	Sam Houston St.	52 57
-----															
LAST 12 Division I GAMES:															
				331	H	Sam Houston St.	52 57	96	A	Central Ark.	47 63				
				320	H	Northwestern St.	71 65	113	A	SFA	67 79				
				323	A	Houston Baptist	76 61	285	H	Alabama A&M	74 76				
				292	H	McNeese	65 77	109	A	Auburn	46 80				
				138	H	Lamar University	58 75	133	H	Louisiana	56 68				
				220	A	Abilene Christian	80 86	63	A	TCU	62 112				

Non-Div I Games:

Southeastern La.

Average RPI	Win:	185	WON-LOST	WINNING	LAST 10	STRENGTH OF	OPP. STRENGTH	TEAM	ADJ.	CONF.	ADJ CONF.
Average RPI	Loss:	19	RECORD	PCT. RANK	GAMES	SCHEDULE	OF SCHEDULE	RPI	RPI	RPI	RPI
DIV. I ONLY		13- 6		73	5- 5	57	63	48	48	4	4
DIV. I NON-CONF.		10- 1		16	3- 1	217	220	51	51	3	3
-----											
TOTALS	RPI 1-25		RPI 26-50		W-L RECORDS	RPI 51-100		RPI 101-999		RPI 201+	
13- 6	0- 4		2- 2		OVERALL	1- 0		10- 0		6- 0	
3- 4	0- 3		1- 1		HOME	0- 0		2- 0		2- 0	
7- 2	0- 1		0- 1		AWAY	1- 0		6- 0		4- 0	
3- 0	0- 0		1- 0		NEUTRAL	0- 0		2- 0		0- 0	
10- 1	0- 1		1- 0		NON-CONFERENCE	0- 0		9- 0		6- 0	
2- 1	0- 1		0- 0		HOME	0- 0		2- 0		2- 0	
5- 0	0- 0		0- 0		AWAY	0- 0		5- 0		4- 0	
3- 0	0- 0		1- 0		NEUTRAL	0- 0		2- 0		0- 0	
3- 5	0- 3		1- 2		CONFERENCE	1- 0		1- 0		0- 0	
1- 3	0- 2		1- 1		HOME	0- 0		0- 0		0- 0	
2- 2	0- 1		0- 1		AWAY	1- 0		1- 0		0- 0	
0- 0	0- 0		0- 0		NEUTRAL	0- 0		0- 0		0- 0	

RPI 1-25				RPI 26-50				Team's RPI: 48				RPI 51-100				RPI 101+			
RPI	S	Opponent	Score	RPI	S	Opponent	Score	RPI	S	Opponent	Score	RPI	S	Opponent	Score	RPI	S	Opponent	Score
6	H	Oregon	66 70	28	A	Stanford	65 72	68	A	Utah	58 47	124	N	Mi ddl e Tenn.	72 57				
15	H	Texas A&M	74 75	28	H	Stanford	55 59					136	A	Col orado	86 51				
18	A	Cal i forni a	64 76	46	N	Purdue	58 46					167	A	Loyol a Marymount	80 70				
18	H	Cal i forni a	59 62	49	H	Oregon St.	65 61					200	N	Mari st	78 57				
												218	H	Montana St.	98 47				
												238	A	UC Ri versi de	64 46				
												246	A	Hawai i	71 60				
												256	A	Santa Cl ara	64 43				
												318	A	UTRGV	71 64				
												336	H	Long Beach St.	75 60				
-----																			
LAST 12 Division I GAMES:																			
18	H	Cal i forni a	59 62	28	A	Stanford	65 72												
28	H	Stanford	55 59	18	A	Cal i forni a	64 76												
68	A	Utah	58 47	318	A	UTRGV	71 64												
136	A	Col orado	86 51	124	N	Mi ddl e Tenn.	72 57												
49	H	Oregon St.	65 61	15	H	Texas A&M	74 75												
6	H	Oregon	66 70	167	A	Loyol a Marymount	80 70												

Non-Di v I Games:

Southern Cal i forni a

Average RPI Win:	250	WON-LOST	WINNING	LAST 10	STRENGTH OF	OPP. STRENGTH	TEAM	ADJ.	CONF.	ADJ CONF.
Average RPI Loss:	129	RECORD	PCT. RANK	GAMES	SCHEDULE	OF SCHEDULE	RPI	RPI	RPI	RPI
DIV. I ONLY	10- 8	134	6- 4	203	246	162	162	24	24	
DIV. I NON-CONF.	4- 6	214	0- 3	71	226	143	143	21	21	
-----										
TOTALS	RPI 1-25	RPI 26-50	W-L RECORDS	RPI 51-100	RPI 101-999	RPI 201+				
10- 8	0- 0	0- 0	OVERALL	0- 4	10- 4	7- 2				
4- 3	0- 0	0- 0	HOME	0- 1	4- 2	3- 0				
6- 3	0- 0	0- 0	AWAY	0- 0	6- 1	4- 1				
0- 2	0- 0	0- 0	NEUTRAL	0- 2	0- 0	0- 0				
4- 6	0- 0	0- 0	NON-CONFERENCE	0- 4	4- 2	2- 1				
1- 2	0- 0	0- 0	HOME	0- 1	1- 1	1- 0				
3- 2	0- 0	0- 0	AWAY	0- 1	3- 1	1- 1				
0- 2	0- 0	0- 0	NEUTRAL	0- 2	0- 0	0- 0				
6- 2	0- 0	0- 0	CONFERENCE	0- 0	6- 2	5- 1				
3- 1	0- 0	0- 0	HOME	0- 0	3- 1	2- 0				
3- 1	0- 0	0- 0	AWAY	0- 0	3- 1	3- 1				
0- 0	0- 0	0- 0	NEUTRAL	0- 0	0- 0	0- 0				

RPI 1-25				RPI 26-50				RPI 51-100				RPI 101+ Team's RPI: 162					
RPI	S	Opponent	Score	RPI	S	Opponent	Score	RPI	S	Opponent	Score	RPI	S	Opponent	Score		
								57	H	Western Ky.	49	75	116	H	Drake	64	75
								67	N	Miami (FL)	65	75	152	H	SIUE	53	57
								70	N	Albany (NY)	57	68	163	A	Memphis	68	56
								91	A	UAB	66	76	188	H	UNI	60	53
													197	A	Southeast Mo. St.	79	74
													216	A	Bradley	63	62
													225	A	Morehead St.	81	85
													226	H	UT Martin	84	72
													251	A	Illinois St.	46	49
													265	H	Valparaiso	74	63
													281	A	Indiana St.	64	45
													290	H	Loyola Chicago	62	46
													326	A	Marshall	64	59
													346	A	Evansville	74	62
LAST 12 Division I GAMES:																	
265	H	Valparaiso	74	63	281	A	Indiana St.	64	45								
290	H	Loyola Chicago	62	46	346	A	Evansville	74	62								
251	A	Illinois St.	46	49	67	N	Miami (FL)	65	75								
216	A	Bradley	63	62	70	N	Albany (NY)	57	68								
116	H	Drake	64	75	57	H	Western Ky.	49	75								
188	H	UNI	60	53	326	A	Marshall	64	59								

Non-Div I Games: Martin Methodist 60 50

Southern Ill.

Average RPI Win:	234	WON-LOST	WINNING	LAST 10	STRENGTH OF	OPP. STRENGTH	TEAM	ADJ.	CONF.	ADJ CONF.
Average RPI Loss:	104	RECORD	PCT. RANK	GAMES	SCHEDULE	OF SCHEDULE	RPI	RPI	RPI	RPI
DIV. I ONLY	9- 8	156	4- 5	202	135	158	158	18	18	
DIV. I NON-CONF.	6- 5	153	1- 4	291	124	214	214	19	19	
-----										
TOTALS	RPI 1-25	RPI 26-50	W-L RECORDS	RPI 51-100	RPI 101-999	RPI 201+				
9- 8	0- 1	0- 0	OVERALL	1- 3	8- 4	5- 0				
6- 2	0- 0	0- 0	HOME	0- 1	6- 1	4- 0				
3- 6	0- 1	0- 0	AWAY	1- 2	2- 3	1- 0				
0- 0	0- 0	0- 0	NEUTRAL	0- 0	0- 0	0- 0				
6- 5	0- 1	0- 0	NON-CONFERENCE	0- 2	6- 2	5- 0				
5- 1	0- 0	0- 0	HOME	0- 1	5- 0	4- 0				
1- 4	0- 1	0- 0	AWAY	0- 1	1- 2	1- 0				
0- 0	0- 0	0- 0	NEUTRAL	0- 0	0- 0	0- 0				
3- 3	0- 0	0- 0	CONFERENCE	1- 1	2- 2	0- 0				
1- 1	0- 0	0- 0	HOME	0- 0	1- 1	0- 0				
2- 2	0- 0	0- 0	AWAY	1- 1	1- 1	0- 0				
0- 0	0- 0	0- 0	NEUTRAL	0- 0	0- 0	0- 0				

RPI 1-25				RPI 26-50				RPI 51-100				RPI 101+				Team's RPI: 158
RPI	S	Opponent	Score	RPI	S	Opponent	Score	RPI	S	Opponent	Score	RPI	S	Opponent	Score	
3	A	Mississippi St.	56 91					57	A	Western Ky.	60 81	101	A	Ole Miss	59 68	
								62	A	Georgia Tech	44 63	107	H	Tulane	66 58	
								90	H	South Ala.	57 78	124	A	Middle Tenn.	61 53	
								91	A	UAB	80 63	168	A	Charlotte	56 66	
												168	H	Charlotte	79 85	
												182	A	Samford	56 61	
												196	H	Louisiana Tech	65 50	
												276	H	Alcorn	72 67	
												317	H	Alabama St.	72 35	
												320	A	Northwestern St.	71 59	
												331	H	Sam Houston St.	58 38	
												347	H	Mississippi Val.	84 69	
-----																
LAST 12 Division I GAMES:																
168	H	Charlotte	79 85	62	A	Georgia Tech	44 63									
124	A	Middle Tenn.	61 53	182	A	Samford	56 61									
91	A	UAB	80 63	331	H	Sam Houston St.	58 38									
196	H	Louisiana Tech	65 50	101	A	Ole Miss	59 68									
57	A	Western Ky.	60 81	90	H	South Ala.	57 78									
168	A	Charlotte	56 66	320	A	Northwestern St.	71 59									

Non-Div I Games: William Carey 82 44 Blue Mountain (MS) 96 46

Southern Miss.



Average RPI Win:	299	WON-LOST	WINNING	LAST 10	STRENGTH OF	OPP. STRENGTH	TEAM	ADJ.	CONF.	ADJ CONF.
Average RPI Loss:	124	RECORD	PCT. RANK	GAMES	SCHEDULE	OF SCHEDULE	RPI	RPI	RPI	RPI
DIV. I ONLY	7- 9	215	7- 3	256	260	210	210	32	32	
DIV. I NON-CONF.	0- 8	337	0- 4	43	38	267	267	32	32	
-----										
TOTALS	RPI 1-25	RPI 26-50	W-L RECORDS	RPI 51-100	RPI 101-999	RPI 201+				
7- 9	0- 0	0- 1	OVERALL	0- 4	7- 4	7- 2				
4- 0	0- 0	0- 0	HOME	0- 0	4- 0	4- 0				
3- 8	0- 0	0- 1	AWAY	0- 3	3- 4	3- 2				
0- 1	0- 0	0- 0	NEUTRAL	0- 1	0- 0	0- 0				
0- 8	0- 0	0- 1	NON-CONFERENCE	0- 4	0- 3	0- 1				
0- 0	0- 0	0- 0	HOME	0- 0	0- 0	0- 0				
0- 7	0- 0	0- 1	AWAY	0- 3	0- 3	0- 1				
0- 1	0- 0	0- 0	NEUTRAL	0- 1	0- 0	0- 0				
7- 1	0- 0	0- 0	CONFERENCE	0- 0	7- 1	7- 1				
4- 0	0- 0	0- 0	HOME	0- 0	4- 0	4- 0				
3- 1	0- 0	0- 0	AWAY	0- 0	3- 1	3- 1				
0- 0	0- 0	0- 0	NEUTRAL	0- 0	0- 0	0- 0				

RPI	S	Opponent	Score	RPI	S	Opponent	Score	RPI	S	Opponent	Score	RPI	S	Opponent	Score	Team's RPI: 210
29	A	South Fla.	48 108	59	A	Oklahoma St.	66 94	109	A	Auburn	47 65	191	A	Wisconsin	74 77	
				66	N	Toledo	76 81	202	A	Bethune-Cookman	56 68	255	H	Grambling	63 44	
				73	A	Indiana	49 64	257	A	Texas Southern	67 57	285	H	Alabama A&M	77 62	
				90	A	South Ala.	65 69	293	H	Jackson St.	86 76	295	A	Prairie View	62 69	
								317	H	Alabama St.	66 58	340	A	Ark.-Pine Bluff	71 52	
								347	A	Mississippi Val.	70 54					
-----																
LAST 12 Division I GAMES:																
285	H	Alabama A&M	77 62	295	A	Prairie View	62 69									
317	H	Alabama St.	66 58	257	A	Texas Southern	67 57									
347	A	Mississippi Val.	70 54	66	N	Toledo	76 81									
340	A	Ark.-Pine Bluff	71 52	29	A	South Fla.	48 108									
293	H	Jackson St.	86 76	202	A	Bethune-Cookman	56 68									
255	H	Grambling	63 44	90	A	South Ala.	65 69									

Non-Div I Games: Mobile 86 54

Southern U.

Average RPI Win:	256	WON-LOST	WINNING	LAST 10	STRENGTH OF	OPP. STRENGTH	TEAM	ADJ.	CONF.	ADJ CONF.
Average RPI Loss:	192	RECORD	PCT. RANK	GAMES	SCHEDULE	OF SCHEDULE	RPI	RPI	RPI	RPI
DIV. I ONLY	3- 16	315	2- 8	188	334	307	307	19	19	
DIV. I NON-CONF.	1- 10	327	0- 4	183	331	334	334	14	14	
-----										
TOTALS	RPI 1-25	RPI 26-50	W-L RECORDS	RPI 51-100	RPI 101-999	RPI 201+				
3- 16	0- 1	0- 0	OVERALL	0- 1	3- 14	2- 8				
2- 6	0- 0	0- 0	HOME	0- 1	2- 5	1- 2				
1- 10	0- 1	0- 0	AWAY	0- 0	1- 9	1- 6				
0- 0	0- 0	0- 0	NEUTRAL	0- 0	0- 0	0- 0				
1- 10	0- 1	0- 0	NON-CONFERENCE	0- 1	1- 8	1- 4				
1- 4	0- 0	0- 0	HOME	0- 1	1- 3	1- 1				
0- 6	0- 1	0- 0	AWAY	0- 0	0- 5	0- 3				
0- 0	0- 0	0- 0	NEUTRAL	0- 0	0- 0	0- 0				
2- 6	0- 0	0- 0	CONFERENCE	0- 0	2- 6	1- 4				
1- 2	0- 0	0- 0	HOME	0- 0	1- 2	0- 1				
1- 4	0- 0	0- 0	AWAY	0- 0	1- 4	1- 3				
0- 0	0- 0	0- 0	NEUTRAL	0- 0	0- 0	0- 0				

RPI 1-25				RPI 26-50				RPI 51-100				RPI 101+ Team's RPI: 307			
RPI	S	Opponent	Score	RPI	S	Opponent	Score	RPI	S	Opponent	Score	RPI	S	Opponent	Score
6	A	Oregon	38 98					54	H	UC Davis	59 85	111	A	BYU	67 75
												141	H	Weber St.	64 77
												142	H	Idaho St.	76 70
												174	A	Idaho	51 74
												176	H	Binghamton	66 72
												190	H	UC Irvine	64 71
												195	A	San Diego	59 72
												212	A	Eastern Wash.	41 58
												218	A	Montana St.	71 91
												237	A	Montana	71 81
												237	H	Montana	65 74
												261	H	CSU Bakersfield	45 46
												275	A	Grand Canyon	54 59
												282	A	Arizona	74 76
												300	A	Utah Valley	61 69
												302	H	Utah St.	70 67
												325	A	Northern Ariz.	60 57
-----															
LAST 12 Division I GAMES:															
237	H	Montana	65 74	237	A	Montana	71 81								
212	A	Eastern Wash.	41 58	218	A	Montana St.	71 91								
174	A	Idaho	51 74	282	A	Arizona	74 76								
325	A	Northern Ariz.	60 57	275	A	Grand Canyon	54 59								
141	H	Weber St.	64 77	6	A	Oregon	38 98								
142	H	Idaho St.	76 70	190	H	UC Irvine	64 71								

Non-Div I Games:

Southern Utah

Average RPI Win:	229	WON-LOST	WINNING	LAST 10	STRENGTH OF	OPP. STRENGTH	TEAM	ADJ.	CONF.	ADJ CONF.
Average RPI Loss:	132	RECORD	PCT. RANK	GAMES	SCHEDULE	OF SCHEDULE	RPI	RPI	RPI	RPI
DIV. I ONLY	7- 14	261	2- 8	124	198	235	235	13	13	
DIV. I NON-CONF.	5- 8	220	1- 3	77	255	188	188	11	11	
-----										
TOTALS	RPI 1-25	RPI 26-50	W-L RECORDS	RPI 51-100	RPI 101-999	RPI 201+				
7- 14	0- 1	0- 0	OVERALL	1- 6	6- 7	5- 4				
5- 5	0- 1	0- 0	HOME	1- 2	4- 2	4- 0				
1- 9	0- 0	0- 0	AWAY	0- 4	1- 5	0- 4				
1- 0	0- 0	0- 0	NEUTRAL	0- 0	1- 0	1- 0				
5- 8	0- 1	0- 0	NON-CONFERENCE	1- 4	4- 3	3- 3				
3- 3	0- 1	0- 0	HOME	1- 2	2- 0	2- 0				
1- 5	0- 0	0- 0	AWAY	0- 2	1- 3	0- 3				
1- 0	0- 0	0- 0	NEUTRAL	0- 0	1- 0	1- 0				
2- 6	0- 0	0- 0	CONFERENCE	0- 2	2- 4	2- 1				
2- 2	0- 0	0- 0	HOME	0- 0	2- 2	2- 0				
0- 4	0- 0	0- 0	AWAY	0- 2	0- 2	0- 1				
0- 0	0- 0	0- 0	NEUTRAL	0- 0	0- 0	0- 0				

RPI 1-25				RPI 26-50				RPI 51-100				RPI 101+ Team's RPI: 235			
RPI	S	Opponent	Score	RPI	S	Opponent	Score	RPI	S	Opponent	Score	RPI	S	Opponent	Score
22	H	Buffalo	59 76					61	A	Dayton	59 80	118	A	Saint Louis	55 78
								66	H	Tol edo	39 58	146	H	Davi dson	68 75
								70	A	Al bany (NY)	52 69	156	A	Bucknel I	59 48
								77	A	Fordham	48 72	169	H	Saint Joseph' s	64 70
								79	H	Penn St.	65 62	203	A	Si ena	62 70
								89	A	Navy	48 86	206	H	Ni agara	76 58
								98	H	Del aware	52 53	213	A	La Salle	63 66
												214	H	Eastern Mi ch.	70 51
												217	A	Hofstra	68 71
												297	H	Massachusetts	69 59
												299	A	Can i si us	69 71
												321	H	Rhode Isl and	81 70
												328	N	UMBC	63 54
-----															
LAST 12 Division I GAMES:															
				77	A	Fordham	48 72	169	H	Saint Joseph' s	64 70				
				146	H	Davi dson	68 75	118	A	Saint Louis	55 78				
				321	H	Rhode Isl and	81 70	217	A	Hofstra	68 71				
				213	A	La Salle	63 66	70	A	Al bany (NY)	52 69				
				61	A	Dayton	59 80	22	H	Buffal o	59 76				
				297	H	Massachusetts	69 59	79	H	Penn St.	65 62				

Non-Div I Games:

St. Bonaventure

Average RPI Win:	284	WON-LOST	WINNING	LAST 10	STRENGTH OF	OPP. STRENGTH	TEAM	ADJ.	CONF.	ADJ CONF.
Average RPI Loss:	186	RECORD	PCT. RANK	GAMES	SCHEDULE	OF SCHEDULE	RPI	RPI	RPI	RPI
DIV. I ONLY	7- 11	239	4- 6	316	267	272	272	28	28	
DIV. I NON-CONF.	4- 7	226	2- 3	293	260	276	276	28	28	
-----										
TOTALS	RPI 1-25	RPI 26-50	W-L RECORDS	RPI 51-100	RPI 101-999	RPI 201+				
7- 11	0- 0	0- 1	OVERALL	0- 1	7- 9	6- 5				
5- 1	0- 0	0- 0	HOME	0- 0	5- 1	4- 1				
2- 9	0- 0	0- 1	AWAY	0- 1	2- 7	2- 4				
0- 1	0- 0	0- 0	NEUTRAL	0- 0	0- 1	0- 0				
4- 7	0- 0	0- 1	NON-CONFERENCE	0- 1	4- 5	3- 3				
3- 1	0- 0	0- 0	HOME	0- 0	3- 1	2- 1				
1- 5	0- 0	0- 1	AWAY	0- 1	1- 3	1- 2				
0- 1	0- 0	0- 0	NEUTRAL	0- 0	0- 1	0- 0				
3- 4	0- 0	0- 0	CONFERENCE	0- 0	3- 4	3- 2				
2- 0	0- 0	0- 0	HOME	0- 0	2- 0	2- 0				
1- 4	0- 0	0- 0	AWAY	0- 0	1- 4	1- 2				
0- 0	0- 0	0- 0	NEUTRAL	0- 0	0- 0	0- 0				

RPI 1-25				RPI 26-50				RPI 51-100				RPI 101+ Team's RPI: 272			
RPI	S	Opponent	Score	RPI	S	Opponent	Score	RPI	S	Opponent	Score	RPI	S	Opponent	Score
				38	A	St. John's (NY)	49 73	99	A	Seton Hall	50 84	140	A	Robert Morris	36 59
												143	A	Saint Francis (PA)	75 90
												189	H	Army West Point	73 52
												198	A	Fla. Atlantic	60 80
												198	N	Norfolk St.	51 52
												225	H	Morehead St.	59 73
												227	H	Loyola Maryland	64 47
												233	A	Manhattan	54 57
												243	A	Howard	69 72
												250	A	LIU Brooklyn	59 61
												263	H	Mt. St. Mary's	82 73
												280	A	Bryant	63 73
												314	A	Central Conn. St.	78 70
												316	H	Wagner	80 76
												338	A	Saint Peter's	64 49
												342	H	Iona	72 63
-----															
LAST 12 Division I GAMES:															
				280	A	Bryant	63 73	250	A	LIU Brooklyn	59 61				
				314	A	Central Conn. St.	78 70	225	H	Morehead St.	59 73				
				316	H	Wagner	80 76	342	H	Iona	72 63				
				263	H	Mt. St. Mary's	82 73	243	A	Howard	69 72				
				140	A	Robert Morris	36 59	227	H	Loyola Maryland	64 47				
				143	A	Saint Francis (PA)	75 90	99	A	Seton Hall	50 84				

Non-Div I Games:

St. Francis Brooklyn

Average RPI	Win:	110	WON-LOST	WINNING	LAST 10	STRENGTH OF	OPP. STRENGTH	TEAM	ADJ.	CONF.	ADJ CONF.
Average RPI	Loss:	60	RECORD	PCT. RANK	GAMES	SCHEDULE	OF SCHEDULE	RPI	RPI	RPI	RPI
DIV. I ONLY		12- 8		113	0- 1	10	47	38	38	6	6
DIV. I NON-CONF.		7- 4		102	0- 1	4	93	26	26	5	5
-----											
TOTALS	RPI 1-25		RPI 26-50		W-L RECORDS	RPI 51-100		RPI 101-999		RPI 201+	
12- 8	0- 3		2- 2		OVERALL	5- 2		5- 1		1- 0	
7- 3	0- 1		2- 0		HOME	1- 1		4- 1		1- 0	
4- 3	0- 1		0- 1		AWAY	3- 1		1- 0		0- 0	
1- 2	0- 1		0- 1		NEUTRAL	1- 0		0- 0		0- 0	
7- 4	0- 2		0- 1		NON-CONFERENCE	4- 1		3- 0		1- 0	
4- 2	0- 1		0- 0		HOME	1- 1		3- 0		1- 0	
2- 0	0- 0		0- 0		AWAY	2- 0		0- 0		0- 0	
1- 2	0- 1		0- 1		NEUTRAL	1- 0		0- 0		0- 0	
5- 4	0- 1		2- 1		CONFERENCE	1- 1		2- 1		0- 0	
3- 1	0- 0		2- 0		HOME	0- 0		1- 1		0- 0	
2- 3	0- 1		0- 1		AWAY	1- 1		1- 0		0- 0	
0- 0	0- 0		0- 0		NEUTRAL	0- 0		0- 0		0- 0	

RPI 1-25				RPI 26-50				Team's RPI: 38				RPI 51-100				RPI 101+			
RPI	S	Opponent	Score	RPI	S	Opponent	Score	RPI	S	Opponent	Score	RPI	S	Opponent	Score	RPI	S	Opponent	Score
20	A	Marquette	72 74	27	H	Villanova	70 64	67	A	Miami (FL)	74 64	123	H	Kansas	65 53				
21	N	South Carolina	58 76	29	N	South Fla.	59 68	70	A	Albany (NY)	71 66	145	H	William & Mary	92 81				
22	H	Buffalo	72 73	30	A	DePaul	67 76	77	H	Fordham	64 67	148	H	Georgetown	64 41				
				50	H	Creighton	72 65	78	A	Butler	73 55	160	A	Xavier	67 63				
								87	H	James Madison	81 64	184	H	Providence	44 49				
								93	N	Western Mich.	76 48	272	H	St. Francis Brooklyn	73 49				
								99	A	Seton Hall	57 62								
LAST 12 Division I GAMES:																			
				29	N	South Fla.	59 68	50	H	Creighton	72 65								
				99	A	Seton Hall	57 62	184	H	Providence	44 49								
				27	H	Villanova	70 64	30	A	DePaul	67 76								
				148	H	Georgetown	64 41	20	A	Marquette	72 74								
				78	A	Butler	73 55	22	H	Buffalo	72 73								
				160	A	Xavier	67 63	123	H	Kansas	65 53								

Non-Div I Games:

St. John's (NY)

Average RPI Win: 129

Average RPI Loss: 23

WON-LOST  
RECORDWINNING  
PCT. RANKLAST 10  
GAMESSTRENGTH OF  
SCHEDULEOPP. STRENGTH  
OF SCHEDULETEAM  
RPIADJ.  
RPICONF.  
RPIADJ CONF.  
RPIDIV. I ONLY  
DIV. I NON-CONF.12- 8  
6- 6113  
1706- 4  
1- 37  
54  
1228  
4528  
454  
34  
3

TOTALS

RPI 1-25

RPI 26-50

W-L RECORDS

RPI 51-100

RPI 101-999

RPI 201+

12- 8  
7- 2  
3- 4  
2- 21- 6  
1- 1  
0- 3  
0- 22- 1  
1- 0  
1- 1  
0- 0OVERALL  
HOME  
AWAY  
NEUTRAL2- 0  
1- 0  
0- 0  
1- 07- 1  
4- 1  
2- 0  
1- 03- 0  
2- 0  
1- 0  
0- 06- 6  
3- 2  
1- 2  
2- 20- 5  
0- 1  
0- 2  
0- 20- 0  
0- 0  
0- 0  
0- 0NON-CONFERENCE  
HOME  
AWAY  
NEUTRAL1- 0  
0- 0  
0- 0  
1- 05- 1  
3- 1  
1- 0  
1- 02- 0  
2- 0  
0- 0  
0- 06- 2  
4- 0  
2- 2  
0- 01- 1  
1- 0  
0- 1  
0- 02- 1  
1- 0  
1- 1  
0- 0CONFERENCE  
HOME  
AWAY  
NEUTRAL1- 0  
1- 0  
0- 0  
0- 02- 0  
1- 0  
1- 0  
0- 01- 0  
0- 0  
1- 0  
0- 0

RPI 1-25

RPI 26-50

Team's RPI: 28

RPI 51-100

RPI 101+

RPI	S	Opponent	Score
1	N	UConn	53 78
7	A	Ohio St.	64 85
7	N	Ohio St.	82 94
8	A	UCLA	53 64
8	H	UCLA	76 65
9	H	Tennessee	71 83
10	A	Bayl or	57 81

RPI	S	Opponent	Score
31	A	Arizona St.	66 73
48	A	Southern Cal i forn i a	59 55
48	H	Southern Cal i forn i a	72 65

RPI	S	Opponent	Score
69	H	Washington St.	70 57
81	N	Bel mont	74 53

RPI	S	Opponent	Score
108	N	Kent St.	79 54
110	H	Western Ill.	64 71
114	H	UNLV	74 33
134	H	Washi ngton	71 45
155	A	San Franci sco	86 66
238	H	UC Ri versi de	53 43
261	H	CSU Bakersfi el d	57 34
282	A	Ari zona	61 46

LAST 12 Divi s i on I GAMES:

8	A	UCLA	53 64	48	H	Southern Cal i forn i a	72 65
48	A	Southern Cal i forn i a	59 55	8	H	UCLA	76 65
134	H	Washi ngton	71 45	9	H	Tennessee	71 83
69	H	Washington St.	70 57	110	H	Western Ill.	64 71
31	A	Arizona St.	66 73	114	H	UNLV	74 33
282	A	Ari zona	61 46	10	A	Bayl or	57 81

S  
t  
a  
n  
f  
o  
r  
dS  
t  
a  
n  
f  
o  
r  
d

Non-Di v I Games:

Stanford

Average RPI Win:	229	WON-LOST	WINNING	LAST 10	STRENGTH OF	OPP. STRENGTH	TEAM	ADJ.	CONF.	ADJ CONF.
Average RPI Loss:	113	RECORD	PCT. RANK	GAMES	SCHEDULE	OF SCHEDULE	RPI	RPI	RPI	RPI
DIV. I ONLY	10- 9	162	6- 4	208	130	179	179	22	22	
DIV. I NON-CONF.	7- 7	170	4- 3	134	94	149	149	22	22	
-----										
TOTALS	RPI 1-25	RPI 26-50	W-L RECORDS	RPI 51-100	RPI 101-999	RPI 201+				
10- 9	0- 2	0- 1	OVERALL	1- 1	9- 5	6- 2				
6- 1	0- 0	0- 0	HOME	1- 0	5- 1	4- 0				
2- 4	0- 2	0- 1	AWAY	0- 0	2- 1	1- 1				
2- 4	0- 0	0- 0	NEUTRAL	0- 1	2- 3	1- 1				
7- 7	0- 2	0- 0	NON-CONFERENCE	1- 1	6- 4	3- 1				
4- 1	0- 0	0- 0	HOME	1- 0	3- 1	2- 0				
1- 2	0- 2	0- 0	AWAY	0- 0	1- 0	0- 0				
2- 4	0- 0	0- 0	NEUTRAL	0- 1	2- 3	1- 1				
3- 2	0- 0	0- 1	CONFERENCE	0- 0	3- 1	3- 1				
2- 0	0- 0	0- 0	HOME	0- 0	2- 0	2- 0				
1- 2	0- 0	0- 1	AWAY	0- 0	1- 1	1- 1				
0- 0	0- 0	0- 0	NEUTRAL	0- 0	0- 0	0- 0				

RPI 1-25				RPI 26-50				RPI 51-100				RPI 101+ Team's RPI: 179			
RPI	S	Opponent	Score	RPI	S	Opponent	Score	RPI	S	Opponent	Score	RPI	S	Opponent	Score
4	A	Florida St.	39 84	39	A	FGCU	40 80	57	N	Western Ky.	58 66	102	N	Wright St.	59 64
11	A	Texas	59 95					94	H	Chattanooga	78 67	117	H	High Point	64 69
												152	A	SIUE	65 61
												166	H	Texas St.	61 54
												178	N	Florida	85 71
												184	N	Providence	45 56
												230	H	Richmond	72 67
												248	N	UMKC	50 67
												252	A	Lipscomb	59 55
												253	A	Kennesaw St.	49 66
												269	H	Northern Ky.	67 56
												303	N	Delaware St.	58 43
												305	H	USC Upstate	62 61
												339	H	NJIT	73 55
-----															
LAST 12 Division I GAMES:															
253	A	Kennesaw St.	49 66	248	N	UMKC	50 67	166	H	Texas St.	61 54	230	H	Richmond	72 67
252	A	Lipscomb	59 55	152	A	SIUE	65 61	57	N	Western Ky.	58 66	4	A	Florida St.	39 84
339	H	NJIT	73 55	303	N	Delaware St.	58 43	94	H	Chattanooga	78 67				
305	H	USC Upstate	62 61												
39	A	FGCU	40 80												
303	N	Delaware St.	58 43												

Non-Div I Games: Thomas (GA) 92 41 Webber Int'l 67 30

Stetson

Average RPI Win:	286	WON-LOST	WINNING	LAST 10	STRENGTH OF	OPP. STRENGTH	TEAM	ADJ.	CONF.	ADJ CONF.
Average RPI Loss:	125	RECORD	PCT. RANK	GAMES	SCHEDULE	OF SCHEDULE	RPI	RPI	RPI	RPI
DIV. I ONLY	10- 9	162	5- 5	291	259	234	234	20	20	
DIV. I NON-CONF.	7- 5	132	3- 2	337	245	233	233	23	23	
-----										
TOTALS	RPI 1-25	RPI 26-50	W-L RECORDS	RPI 51-100	RPI 101-999	RPI 201+				
10- 9	0- 0	0- 1	OVERALL	0- 3	10- 5	9- 1				
6- 4	0- 0	0- 0	HOME	0- 1	6- 3	6- 0				
4- 5	0- 0	0- 1	AWAY	0- 2	4- 2	3- 1				
0- 0	0- 0	0- 0	NEUTRAL	0- 0	0- 0	0- 0				
7- 5	0- 0	0- 1	NON-CONFERENCE	0- 1	7- 3	7- 1				
4- 1	0- 0	0- 0	HOME	0- 0	4- 1	4- 0				
3- 4	0- 0	0- 1	AWAY	0- 1	3- 2	3- 1				
0- 0	0- 0	0- 0	NEUTRAL	0- 0	0- 0	0- 0				
3- 4	0- 0	0- 0	CONFERENCE	0- 2	3- 2	2- 0				
2- 3	0- 0	0- 0	HOME	0- 1	2- 2	2- 0				
1- 1	0- 0	0- 0	AWAY	0- 1	1- 0	0- 0				
0- 0	0- 0	0- 0	NEUTRAL	0- 0	0- 0	0- 0				

RPI	S	Opponent	Score	RPI	S	Opponent	Score	RPI	S	Opponent	Score	RPI	S	Opponent	Score	Team's RPI: 234
26	A	Syracuse	70 81	70	H	Albany (NY)	68 72	127	H	Yale	71 77	135	H	Hartford	68 75	
				75	A	Maine	56 64	161	H	New Hampshire	50 51	176	A	Binghamton	67 59	
				88	A	Harvard	53 60	181	A	Northwestern	36 68	217	A	Hofstra	73 49	
								233	H	Manhattan	74 59	264	A	Cornell	40 48	
								289	A	Fairleigh Dickinson	56 51	294	H	Vermont	80 57	
								314	H	Central Conn. St.	60 55	316	H	Wagner	69 50	
								330	A	Ga. Southern	68 49	342	H	Lona	63 46	
								349	H	UMass Lowell	59 50					
LAST 12 Division I GAMES:																
349	H	UMass Lowell	59 50	75	A	Maine	56 64	88	A	Harvard	53 60	330	A	Ga. Southern	68 49	
161	H	New Hampshire	50 51	181	A	Northwestern	36 68	314	H	Central Conn. St.	60 55	342	H	Lona	63 46	
176	A	Binghamton	67 59	217	A	Hofstra	73 49	264	A	Cornell	40 48	289	A	Fairleigh Dickinson	56 51	
294	H	Vermont	80 57	233	H	Manhattan	74 59	294	H	Vermont	80 57	314	H	Central Conn. St.	60 55	
70	H	Albany (NY)	68 72	289	A	Fairleigh Dickinson	56 51	316	H	Wagner	69 50	330	A	Ga. Southern	68 49	
135	H	Hartford	68 75	294	H	Vermont	80 57	342	H	Lona	63 46	349	H	UMass Lowell	59 50	

Non-Div I Games: Farmingdale St. 76 25

Stony Brook



Average RPI Win:	163	WON-LOST	WINNING	LAST 10	STRENGTH OF	OPP. STRENGTH	TEAM	ADJ.	CONF.	ADJ CONF.
Average RPI Loss:	24	RECORD	PCT. RANK	GAMES	SCHEDULE	OF SCHEDULE	RPI	RPI	RPI	RPI
DIV. I ONLY	16- 5	39	5- 5	44	29	26	26	1	1	
DIV. I NON-CONF.	12- 1	6	3- 1	177	97	36	36	1	1	
-----										
TOTALS	RPI 1-25	RPI 26-50	W-L RECORDS	RPI 51-100	RPI 101-999	RPI 201+				
16- 5	1- 3	1- 1	OVERALL	2- 1	12- 0	5- 0				
11- 0	1- 0	1- 0	HOME	1- 0	8- 0	4- 0				
2- 4	0- 2	0- 1	AWAY	1- 1	1- 0	0- 0				
3- 1	0- 1	0- 0	NEUTRAL	0- 0	3- 0	1- 0				
12- 1	0- 1	1- 0	NON-CONFERENCE	1- 0	10- 0	5- 0				
7- 0	0- 0	1- 0	HOME	0- 0	6- 0	4- 0				
2- 0	0- 0	0- 0	AWAY	1- 0	1- 0	0- 0				
3- 1	0- 1	0- 0	NEUTRAL	0- 0	3- 0	1- 0				
4- 4	1- 2	0- 1	CONFERENCE	1- 1	2- 0	0- 0				
4- 0	1- 0	0- 0	HOME	1- 0	2- 0	0- 0				
0- 4	0- 2	0- 1	AWAY	0- 1	0- 0	0- 0				
0- 0	0- 0	0- 0	NEUTRAL	0- 0	0- 0	0- 0				

RPI 1-25				RPI 26-50				RPI 51-100				RPI 101+			
RPI	S	Opponent	Score	RPI	S	Opponent	Score	RPI	S	Opponent	Score	RPI	S	Opponent	Score
2	A	Notre Dame	72 87	32	A	Vi rgi ni a	63 68	62	H	Georgi a Tech	88 77	112	H	Cl emson	86 51
3	N	Mississippi St.	65 76	43	H	Drexel	72 62	67	A	Mi ami (FL)	67 72	114	A	UNLV	69 55
4	H	Florida St.	76 69					100	A	George Washi ngton	74 62	130	N	Vanderbil t	84 78
17	A	NC State	56 60									135	H	Hartford	75 63
												147	H	Pi ttsburgh	70 52
												181	H	Northwestern	81 74
												191	N	Wi sconsin	77 74
												234	H	Stony Brook	81 70
												273	H	Colgate	79 39
												279	N	Coastal Caro.	69 57
												291	H	Morgan St.	95 68
												310	H	UMES	68 45
LAST 12 Division I GAMES:															
112	H	Clemson	86 51	32	A	Vi rgi ni a	63 68	2	A	Notre Dame	72 87	114	A	UNLV	69 55
147	H	Pittsburgh	70 52									3	N	Mississippi St.	65 76
67	A	Miami (FL)	67 72									279	N	Coastal Caro.	69 57
17	A	NC State	56 60					43	H	Drexel	72 62				
4	H	Florida St.	76 69												
62	H	Georgia Tech	88 77												

Non-Div I Games:

Syracuse

Average RPI Win:	171	WON-LOST	WINNING	LAST 10	STRENGTH OF	OPP. STRENGTH	TEAM	ADJ.	CONF.	ADJ CONF.
Average RPI Loss:	67	RECORD	PCT. RANK	GAMES	SCHEDULE	OF SCHEDULE	RPI	RPI	RPI	RPI
DIV. I ONLY	14- 5	54	7- 3	103	58	63	63	5	5	
DIV. I NON-CONF.	9- 2	34	3- 1	244	162	87	87	6	6	
-----										
TOTALS	RPI 1-25	RPI 26-50	W-L RECORDS	RPI 51-100	RPI 101-999	RPI 201+				
14- 5	1- 1	1- 2	OVERALL	2- 0	10- 2	5- 0				
9- 2	1- 0	0- 1	HOME	1- 0	7- 1	3- 0				
3- 3	0- 1	1- 1	AWAY	1- 0	1- 1	1- 0				
2- 0	0- 0	0- 0	NEUTRAL	0- 0	2- 0	1- 0				
9- 2	0- 1	0- 0	NON-CONFERENCE	1- 0	8- 1	4- 0				
6- 1	0- 0	0- 0	HOME	1- 0	5- 1	2- 0				
1- 1	0- 1	0- 0	AWAY	0- 0	1- 0	1- 0				
2- 0	0- 0	0- 0	NEUTRAL	0- 0	2- 0	1- 0				
5- 3	1- 0	1- 2	CONFERENCE	1- 0	2- 1	1- 0				
3- 1	1- 0	0- 1	HOME	0- 0	2- 0	1- 0				
2- 2	0- 0	1- 1	AWAY	1- 0	0- 1	0- 0				
0- 0	0- 0	0- 0	NEUTRAL	0- 0	0- 0	0- 0				

RPI 1-25				RPI 26-50				RPI 51-100				RPI 101+			
RPI	S	Opponent	Score	RPI	S	Opponent	Score	RPI	S	Opponent	Score	RPI	S	Opponent	Score
11	H	Texas	79 77	34	A	West Virginia	76 74	74	A	Kansas St.	68 63	123	A	Kansas	77 86
15	A	Texas A&M	58 71	34	H	West Virginia	82 87	84	H	Alabama	88 67	123	H	Kansas	76 66
				36	A	Oklahoma	71 84					127	H	Yale	72 82
												166	H	Texas St.	82 58
												174	N	Idaho	86 76
												180	H	Oral Roberts	72 58
												187	H	Hampton	90 68
												219	A	SMU	64 58
												231	H	Texas Tech	93 72
												282	N	Arizona	68 59
												311	H	Southeastern La.	112 62
												320	H	Northwestern St.	89 51
-----															
LAST 12 Division I GAMES:															
74	A	Kansas St.	68 63	123	A	Kansas	77 86	34	H	West Virginia	82 87	187	H	Hampton	90 68
123	H	Kansas	76 66	34	H	West Virginia	82 87	320	H	Northwestern St.	89 51	311	H	Southeastern La.	112 62
34	A	West Virginia	76 74	15	A	Texas A&M	58 71								
11	H	Texas	79 77												
231	H	Texas Tech	93 72												
36	A	Oklahoma	71 84												

Non-Div I Games:

TCU

Average RPI Win:	226	WON-LOST	WINNING	LAST 10	STRENGTH OF	OPP. STRENGTH	TEAM	ADJ.	CONF.	ADJ CONF.
Average RPI Loss:	53	RECORD	PCT. RANK	GAMES	SCHEDULE	OF SCHEDULE	RPI	RPI	RPI	RPI
DIV. I ONLY	9- 10	193	2- 8	94	56	174	174	8	8	
DIV. I NON-CONF.	8- 5	111	3- 3	212	75	189	189	7	7	
-----										
TOTALS	RPI 1-25	RPI 26-50	W-L RECORDS	RPI 51-100	RPI 101-999	RPI 201+				
9- 10	0- 3	0- 3	OVERALL	1- 1	8- 3	5- 0				
7- 8	0- 3	0- 3	HOME	1- 0	6- 2	3- 0				
2- 2	0- 0	0- 0	AWAY	0- 0	2- 0	2- 0				
0- 0	0- 0	0- 0	NEUTRAL	0- 0	0- 0	0- 0				
8- 5	0- 2	0- 1	NON-CONFERENCE	1- 0	7- 2	4- 0				
6- 5	0- 2	0- 1	HOME	1- 0	5- 2	2- 0				
2- 0	0- 0	0- 0	AWAY	0- 0	2- 0	2- 0				
0- 0	0- 0	0- 0	NEUTRAL	0- 0	0- 0	0- 0				
1- 5	0- 1	0- 2	CONFERENCE	0- 1	1- 1	1- 0				
1- 3	0- 1	0- 2	HOME	0- 0	1- 0	1- 0				
0- 2	0- 0	0- 0	AWAY	0- 1	0- 1	0- 0				
0- 0	0- 0	0- 0	NEUTRAL	0- 0	0- 0	0- 0				

RPI 1-25				RPI 26-50				RPI 51-100				RPI 101+				Team's RPI: 174
RPI	S	Opponent	Score	RPI	S	Opponent	Score	RPI	S	Opponent	Score	RPI	S	Opponent	Score	
1	H	UConn	57 113	27	H	Villanova	65 69	51	A	UCF	46 76	101	H	Ole Miss	48 64	
14	H	Rutgers	67 84	29	H	South Fla.	73 89	88	H	Harvard	86 64	104	H	Penn	59 74	
21	H	South Carolina	60 87	45	H	Houston	75 99					139	A	Cincinnati	72 80	
												169	H	Saint Joseph's	69 66	
												187	H	Hampton	65 56	
												200	H	Marist	83 77	
												213	A	La Salle	69 52	
												219	H	SMU	55 52	
												303	H	Delaware St.	96 72	
												316	H	Wagner	70 36	
												342	A	Iona	59 54	
-----																
LAST 12 Division I GAMES:																
104	H	Penn	59 74	51	A	UCF	46 76									
1	H	UConn	57 113	21	H	South Carolina	60 87									
45	H	Houston	75 99	200	H	Marist	83 77									
139	A	Cincinnati	72 80	27	H	Villanova	65 69									
29	H	South Fla.	73 89	187	H	Hampton	65 56									
219	H	SMU	55 52	88	H	Harvard	86 64									

Non-Div I Games:

Temple

Average RPI Win:	119	WON-LOST	WINNING	LAST 10	STRENGTH OF	OPP. STRENGTH	TEAM	ADJ.	CONF.	ADJ CONF.
Average RPI Loss:	7	RECORD	PCT. RANK	GAMES	SCHEDULE	OF SCHEDULE	RPI	RPI	RPI	RPI
DIV. I ONLY	17- 3	15	7- 3	21	9	9	9	2	2	
DIV. I NON-CONF.	12- 1	6	4- 1	41	26	4	4	2	2	
-----										
TOTALS	RPI 1-25	RPI 26-50	W-L RECORDS	RPI 51-100	RPI 101-999	RPI 201+				
17- 3	3- 3	1- 0	OVERALL	4- 0	9- 0	3- 0				
10- 1	1- 1	0- 0	HOME	2- 0	7- 0	2- 0				
4- 2	1- 2	1- 0	AWAY	0- 0	2- 0	1- 0				
3- 0	1- 0	0- 0	NEUTRAL	2- 0	0- 0	0- 0				
12- 1	2- 1	1- 0	NON-CONFERENCE	4- 0	5- 0	3- 0				
7- 0	1- 0	0- 0	HOME	2- 0	4- 0	2- 0				
2- 1	0- 1	1- 0	AWAY	0- 0	1- 0	1- 0				
3- 0	1- 0	0- 0	NEUTRAL	2- 0	0- 0	0- 0				
5- 2	1- 2	0- 0	CONFERENCE	0- 0	4- 0	0- 0				
3- 1	0- 1	0- 0	HOME	0- 0	3- 0	0- 0				
2- 1	1- 1	0- 0	AWAY	0- 0	1- 0	0- 0				
0- 0	0- 0	0- 0	NEUTRAL	0- 0	0- 0	0- 0				

RPI	S	Opponent	Score	RPI	S	Opponent	Score	RPI	S	Opponent	Score	RPI	S	Opponent	Score
2	A	Notre Dame	70 84	28	A	Stanford	83 71	59	N	Oklahoma St.	79 69	101	H	Ole Miss	75 66
3	H	Mississippi St.	52 71					83	N	South Dakota	69 49	105	A	Kentucky	63 49
11	H	Texas	82 75					87	H	James Madison	89 60	109	H	Auburn	70 59
15	A	Texas A&M	76 79					96	H	Central Ark.	77 34	130	H	Vanderbilt	86 73
20	N	Marquette	101 99									132	H	ETSU	87 49
21	A	South Carolina	86 70									151	H	Wichita St.	68 56
-----															
LAST 12 Division I GAMES:															
101	H	Ole Miss	75 66	109	H	Auburn	70 59								
3	H	Mississippi St.	52 71	105	A	Kentucky	63 49								
2	A	Notre Dame	70 84	28	A	Stanford	83 71								
21	A	South Carolina	86 70	336	A	Long Beach St.	90 61								
15	A	Texas A&M	76 79	11	H	Texas	82 75								
130	H	Vanderbilt	86 73	240	H	Troy	131 69								

Non-Div I Games:

Tennessee

Average RPI Win:	291	WON-LOST	WINNING	LAST 10	STRENGTH OF	OPP. STRENGTH	TEAM	ADJ.	CONF.	ADJ CONF.
Average RPI Loss:	201	RECORD	PCT. RANK	GAMES	SCHEDULE	OF SCHEDULE	RPI	RPI	RPI	RPI
DIV. I ONLY	2- 15	324	1- 9	295	260	343	343	25	25	
DIV. I NON-CONF.	1- 7	310	1- 2	203	262	328	328	27	27	
-----										
TOTALS	RPI 1-25	RPI 26-50	W-L RECORDS	RPI 51-100	RPI 101-999	RPI 201+				
2- 15	0- 1	0- 1	OVERALL	0- 0	2- 13	2- 7				
2- 8	0- 0	0- 1	HOME	0- 0	2- 7	2- 5				
0- 7	0- 1	0- 0	AWAY	0- 0	0- 6	0- 2				
0- 0	0- 0	0- 0	NEUTRAL	0- 0	0- 0	0- 0				
1- 7	0- 1	0- 1	NON-CONFERENCE	0- 0	1- 5	1- 3				
1- 4	0- 0	0- 1	HOME	0- 0	1- 3	1- 3				
0- 3	0- 1	0- 0	AWAY	0- 0	0- 2	0- 0				
0- 0	0- 0	0- 0	NEUTRAL	0- 0	0- 0	0- 0				
1- 8	0- 0	0- 0	CONFERENCE	0- 0	1- 8	1- 4				
1- 4	0- 0	0- 0	HOME	0- 0	1- 4	1- 2				
0- 4	0- 0	0- 0	AWAY	0- 0	0- 4	0- 2				
0- 0	0- 0	0- 0	NEUTRAL	0- 0	0- 0	0- 0				

RPI 1-25				RPI 26-50				RPI 51-100				RPI 101+ Team's RPI: 343			
RPI	S	Opponent	Score	RPI	S	Opponent	Score	RPI	S	Opponent	Score	RPI	S	Opponent	Score
5	A	Louisville	56 95	33	H	Ball St.	65 85					152	A	SIUE	63 74
												152	H	SIUE	76 88
												163	A	Memphis	75 79
												171	H	Jacksonville St.	56 75
												194	A	Arkansas St.	62 68
												197	A	Southeast Mo. St.	66 71
												226	A	UT Martin	68 80
												232	H	Austin Peay	59 75
												240	H	Troy	66 95
												252	H	Lipscomb	71 64
												285	H	Alabama A&M	75 77
												301	H	Murray St.	73 85
												326	H	Marshall	65 71
												329	H	Tennessee Tech	76 66
												337	A	Eastern Ill.	59 66
-----															
LAST 12 Division I GAMES:															
				152	H	SIUE	76 88	171	H	Jacksonville St.	56 75				
				301	H	Murray St.	73 85	197	A	Southeast Mo. St.	66 71				
				232	H	Austin Peay	59 75	226	A	UT Martin	68 80				
				152	A	SIUE	63 74	326	H	Marshall	65 71				
				337	A	Eastern Ill.	59 66	252	H	Lipscomb	71 64				
				329	H	Tennessee Tech	76 66	5	A	Louisville	56 95				

Non-Div I Games: Fisk 93 48

Tennessee St.

Average RPI Win:	288	WON-LOST	WINNING	LAST 10	STRENGTH OF	OPP. STRENGTH	TEAM	ADJ.	CONF.	ADJ CONF.
Average RPI Loss:	185	RECORD	PCT. RANK	GAMES	SCHEDULE	OF SCHEDULE	RPI	RPI	RPI	RPI
DIV. I ONLY	2- 16	329	1- 9	196	339	329	329	25	25	
DIV. I NON-CONF.	1- 8	313	1- 2	130	208	295	295	27	27	
-----										
TOTALS	RPI 1-25	RPI 26-50	W-L RECORDS	RPI 51-100	RPI 101-999	RPI 201+				
2- 16	0- 1	0- 0	OVERALL	0- 2	2- 13	2- 8				
2- 7	0- 0	0- 0	HOME	0- 1	2- 6	2- 5				
0- 9	0- 1	0- 0	AWAY	0- 1	0- 7	0- 3				
0- 0	0- 0	0- 0	NEUTRAL	0- 0	0- 0	0- 0				
1- 8	0- 1	0- 0	NON-CONFERENCE	0- 1	1- 6	1- 2				
1- 3	0- 0	0- 0	HOME	0- 1	1- 2	1- 2				
0- 5	0- 1	0- 0	AWAY	0- 0	0- 4	0- 0				
0- 0	0- 0	0- 0	NEUTRAL	0- 0	0- 0	0- 0				
1- 8	0- 0	0- 0	CONFERENCE	0- 1	1- 7	1- 6				
1- 4	0- 0	0- 0	HOME	0- 0	1- 4	1- 3				
0- 4	0- 0	0- 0	AWAY	0- 1	0- 3	0- 3				
0- 0	0- 0	0- 0	NEUTRAL	0- 0	0- 0	0- 0				

RPI 1-25				RPI 26-50				RPI 51-100				RPI 101+				Team's RPI: 329
RPI	S	Opponent	Score	RPI	S	Opponent	Score	RPI	S	Opponent	Score	RPI	S	Opponent	Score	
16	A	Georgia	48 56					81	A	Belmont	59 78	102	A	Wright St.	59 82	
								85	H	IUPUI	54 68	105	A	Kentucky	54 82	
												124	A	Middle Tenn.	44 58	
												132	A	ETSU	55 74	
												197	H	Southeast Mo. St.	66 70	
												204	H	Radford	41 60	
												225	A	Morehead St.	51 53	
												225	H	Morehead St.	67 74	
												232	H	Austin Peay	63 59	
												252	H	Lipscomb	57 61	
												286	A	Eastern Ky.	53 55	
												286	H	Eastern Ky.	68 76	
												301	H	Murray St.	63 72	
												343	A	Tennessee St.	66 76	
												344	H	Winthrop	70 41	
-----																
LAST 12 Division I GAMES:																
197	H	Southeast Mo. St.	66 70	81	A	Belmont	59 78	286	H	Eastern Ky.	68 76	225	H	Morehead St.	67 74	
225	A	Morehead St.	51 53	286	H	Eastern Ky.	68 76	252	H	Lipscomb	57 61	344	H	Winthrop	70 41	
286	A	Eastern Ky.	53 55	225	H	Morehead St.	67 74	85	H	IUPUI	54 68					
301	H	Murray St.	63 72													
232	H	Austin Peay	63 59													
343	A	Tennessee St.	66 76													

Non-Div I Games: Cumberland (TN) 83 52 Tenn. Wesleyan 84 66

Tennessee Tech

Average RPI Win: 137

Average RPI Loss: 21

WON-LOST  
RECORDWINNING  
PCT. RANKLAST 10  
GAMESSTRENGTH OF  
SCHEDULEOPP. STRENGTH  
OF SCHEDULETEAM  
RPIADJ.  
RPICONF.  
RPIADJ CONF.  
RPIDIV. I ONLY  
DIV. I NON-CONF.15- 4  
9- 231  
347- 3  
2- 213  
3136  
5111  
1811  
185  
65  
6

TOTALS

RPI 1-25

RPI 26-50

W-L RECORDS

RPI 51-100

RPI 101-999

RPI 201+

15- 4

2- 3

3- 0

OVERALL

2- 1

8- 0

4- 0

9- 1

1- 1

1- 0

HOME

1- 0

6- 0

3- 0

4- 3

1- 2

1- 0

AWAY

1- 1

1- 0

1- 0

2- 0

0- 0

1- 0

NEUTRAL

0- 0

1- 0

0- 0

9- 2

2- 2

1- 0

NON-CONFERENCE

0- 0

6- 0

3- 0

6- 1

1- 1

0- 0

HOME

0- 0

5- 0

3- 0

1- 1

1- 1

0- 0

AWAY

0- 0

0- 0

0- 0

2- 0

0- 0

1- 0

NEUTRAL

0- 0

1- 0

0- 0

6- 2

0- 1

2- 0

CONFERENCE

2- 1

2- 0

1- 0

3- 0

0- 0

1- 0

HOME

1- 0

1- 0

0- 0

3- 2

0- 1

1- 0

AWAY

1- 1

1- 0

1- 0

0- 0

0- 0

0- 0

NEUTRAL

0- 0

0- 0

0- 0

RPI 1-25

Team's RPI: 11

RPI 26-50

RPI 51-100

RPI 101+

RPI	S	Opponent	Score
1	H	UConn	71 75
4	H	Florida St.	87 72
9	A	Tennessee	75 82
10	A	Baylor	56 81
16	A	Georgia	81 53

RPI	S	Opponent	Score
34	H	West Virginia	79 58
36	A	Oklahoma	88 78
41	N	LSU	75 66

RPI	S	Opponent	Score
59	H	Oklahoma St.	84 79
63	A	TCU	77 79
74	A	Kansas St.	75 64

RPI	S	Opponent	Score
123	H	Kansas	79 62
134	N	Washington	92 68
179	H	Stetson	95 59
196	H	Louisiana Tech	88 54
231	A	Texas Tech	90 39
292	H	McNeese	100 34
312	H	UTSA	120 70
320	H	Northwestern St.	68 44

LAST 12 Division I GAMES:

10	A	Baylor	56 81	59	H	Oklahoma St.	84 79
231	A	Texas Tech	90 39	34	H	West Virginia	79 58
1	H	UConn	71 75	36	A	Oklahoma	88 78
123	H	Kansas	79 62	4	H	Florida St.	87 72
63	A	TCU	77 79	320	H	Northwestern St.	68 44
74	A	Kansas St.	75 64	9	A	Tennessee	75 82

Non-Div I Games:

Texas

Loss, 
 Non-Conf, 
 S Site, 
 H Home
A Away 
 N Neutral

Average RPI	Win:	123	WON-LOST	WINNING	LAST 10	STRENGTH OF	OPP. STRENGTH	TEAM	ADJ.	CONF.	ADJ CONF.
Average RPI	Loss:	17	RECORD	PCT. RANK	GAMES	SCHEDULE	OF SCHEDULE	RPI	RPI	RPI	RPI
DIV. I ONLY		16- 5		39	7- 3	5	43	15	15	2	2
DIV. I NON-CONF.		11- 3		46	4- 1	13	64	24	24	2	2
-----											
TOTALS	RPI 1-25		RPI 26-50		W-L RECORDS	RPI 51-100		RPI 101-999		RPI 201+	
16- 5	1- 4		3- 1		OVERALL	3- 0		9- 0		4- 0	
11- 3	1- 2		2- 1		HOME	2- 0		6- 0		2- 0	
4- 1	0- 1		1- 0		AWAY	1- 0		2- 0		1- 0	
1- 1	0- 1		0- 0		NEUTRAL	0- 0		1- 0		1- 0	
11- 3	0- 2		2- 1		NON-CONFERENCE	2- 0		7- 0		4- 0	
8- 2	0- 1		1- 1		HOME	2- 0		5- 0		2- 0	
2- 0	0- 0		1- 0		AWAY	0- 0		1- 0		1- 0	
1- 1	0- 1		0- 0		NEUTRAL	0- 0		1- 0		1- 0	
5- 2	1- 2		1- 0		CONFERENCE	1- 0		2- 0		0- 0	
3- 1	1- 1		1- 0		HOME	0- 0		1- 0		0- 0	
2- 1	0- 1		0- 0		AWAY	1- 0		1- 0		0- 0	
0- 0	0- 0		0- 0		NEUTRAL	0- 0		0- 0		0- 0	

RPI	S	Opponent	Score	RPI	S	Opponent	Score	RPI	S	Opponent	Score	RPI	S	Opponent	Score
6	H	Oregon	68 83	34	H	West Virginia	56 70	63	H	TCU	71 58	105	H	Kentucky	74 70
6	N	Oregon	62 84	41	H	LSU	69 59	84	A	Alabama	73 54	109	A	Auburn	82 73
9	H	Tennessee	79 76	45	H	Houston	83 65	96	H	Central Ark.	72 61	122	H	Rice	82 76
16	H	Georgia	84 92	48	A	Southern California	75 74					125	H	Little Rock	66 49
21	A	South Carolina	59 61									133	H	Louisiana	83 62
												219	H	SMU	79 57
												231	A	Texas Tech	90 56
												246	N	Hawaii	103 59
												295	H	Prairie View	98 70
-----															
LAST 12 Division I GAMES:															
41	H	LSU	69 59	21	A	South Carolina	59 61								
84	A	Alabama	73 54	219	H	SMU	79 57								
16	H	Georgia	84 92	6	N	Oregon	62 84								
9	H	Tennessee	79 76	246	N	Hawaii	103 59								
109	A	Auburn	82 73	48	A	Southern California	75 74								
105	H	Kentucky	74 70	96	H	Central Ark.	72 61								

Non-Div I Games:

Texas A&amp;M



Average RPI Win:	301	WON-LOST	WINNING	LAST 10	STRENGTH OF	OPP. STRENGTH	TEAM	ADJ.	CONF.	ADJ CONF.
Average RPI Loss:	165	RECORD	PCT. RANK	GAMES	SCHEDULE	OF SCHEDULE	RPI	RPI	RPI	RPI
DIV. I ONLY	8- 8	173	0- 0	336	322	257	257	32	32	
DIV. I NON-CONF.	3- 6	239	0- 0	266	219	239	239	32	32	
-----										
TOTALS	RPI 1-25	RPI 26-50	W-L RECORDS	RPI 51-100	RPI 101-999	RPI 201+				
8- 8	0- 0	0- 0	OVERALL	0- 0	8- 8	8- 2				
3- 3	0- 0	0- 0	HOME	0- 0	3- 3	3- 2				
3- 5	0- 0	0- 0	AWAY	0- 0	3- 5	3- 0				
2- 0	0- 0	0- 0	NEUTRAL	0- 0	2- 0	2- 0				
3- 6	0- 0	0- 0	NON-CONFERENCE	0- 0	3- 6	3- 0				
0- 1	0- 0	0- 0	HOME	0- 0	0- 1	0- 0				
1- 5	0- 0	0- 0	AWAY	0- 0	1- 5	1- 0				
2- 0	0- 0	0- 0	NEUTRAL	0- 0	2- 0	2- 0				
5- 2	0- 0	0- 0	CONFERENCE	0- 0	5- 2	5- 2				
3- 2	0- 0	0- 0	HOME	0- 0	3- 2	3- 2				
2- 0	0- 0	0- 0	AWAY	0- 0	2- 0	2- 0				
0- 0	0- 0	0- 0	NEUTRAL	0- 0	0- 0	0- 0				

RPI 1-25				RPI 26-50				RPI 51-100				RPI 101+				Team's RPI: 257
RPI	S	Opponent	Score	RPI	S	Opponent	Score	RPI	S	Opponent	Score	RPI	S	Opponent	Score	
												101	A	Ole Miss	58	73
												106	A	Wake Forest	56	73
												123	A	Kansas	37	72
												128	A	UTEP	55	65
												166	H	Texas St.	56	70
												192	A	New Orleans	69	72
												210	H	Southern U.	57	67
												247	N	New Mexico St.	66	50
												255	A	Grambling	73	63
												276	H	Alcorn	91	57
												293	A	Jackson St.	77	74
												295	H	Prairie View	56	61
												320	N	Northwestern St.	56	43
												331	A	Sam Houston St.	77	58
												340	H	Ark.-Pine Bluff	58	52
												347	H	Mississippi Val.	55	39
-----																
LAST 12 Division I GAMES:																
				340	H	Ark.-Pine Bluff	58	52	210	H	Southern U.	57				67
				347	H	Mississippi Val.	55	39	101	A	Ole Miss	58				73
				255	A	Grambling	73	63	192	A	New Orleans	69				72
				293	A	Jackson St.	77	74	320	N	Northwestern St.	56				43
				295	H	Prairie View	56	61	331	A	Sam Houston St.	77				58
				276	H	Alcorn	91	57	128	A	UTEP	55				65

Non-Div I Games: Wiley 74 36 Paul Quinn 85 59

Texas Southern

Average RPI Win:	257	WON-LOST	WINNING	LAST 10	STRENGTH OF	OPP. STRENGTH	TEAM	ADJ.	CONF.	ADJ CONF.
Average RPI Loss:	147	RECORD	PCT. RANK	GAMES	SCHEDULE	OF SCHEDULE	RPI	RPI	RPI	RPI
DIV. I ONLY	13- 7	89	6- 4	289	255	166	166	23	23	
DIV. I NON-CONF.	7- 4	102	1- 2	288	266	156	156	24	24	
-----										
TOTALS	RPI 1-25	RPI 26-50	W-L RECORDS	RPI 51-100	RPI 101-999	RPI 201+				
13- 7	0- 0	0- 1	OVERALL	1- 1	12- 5	10- 2				
6- 2	0- 0	0- 1	HOME	1- 0	5- 1	4- 0				
7- 4	0- 0	0- 0	AWAY	0- 0	7- 0	6- 0				
0- 1	0- 0	0- 0	NEUTRAL	0- 0	0- 1	0- 1				
7- 4	0- 0	0- 1	NON-CONFERENCE	0- 1	7- 2	6- 1				
3- 1	0- 0	0- 1	HOME	0- 0	3- 0	2- 0				
4- 2	0- 0	0- 0	AWAY	0- 1	4- 1	4- 0				
0- 1	0- 0	0- 0	NEUTRAL	0- 0	0- 1	0- 1				
6- 3	0- 0	0- 0	CONFERENCE	1- 0	5- 3	4- 1				
3- 1	0- 0	0- 0	HOME	1- 0	2- 1	2- 0				
3- 2	0- 0	0- 0	AWAY	0- 0	3- 2	2- 1				
0- 0	0- 0	0- 0	NEUTRAL	0- 0	0- 0	0- 0				

RPI	S	Opponent	Score	RPI	S	Opponent	Score	RPI	S	Opponent	Score	RPI	S	Opponent	Score	Team's RPI: 166
45	H	Houston	67 72	63	A	TCU	58 82	90	H	South Ala.	78 63	125	A	Little Rock	48 63	
												133	H	Louisiana	58 65	
												150	H	Fresno St.	76 59	
												179	A	Stetson	54 61	
												194	A	Arkansas St.	67 55	
												202	N	Bethune-Cookman	56 62	
												231	A	Texas Tech	87 70	
												240	H	Troy	83 75	
												257	A	Texas Southern	70 56	
												279	A	Coastal Caro.	64 65	
												283	A	Appalachian St.	69 54	
												295	H	Prairie View	84 57	
												296	A	Incarinate Word	74 33	
												312	H	UTSA	91 38	
												330	A	Ga. Southern	81 56	
												331	A	Sam Houston St.	73 41	
												333	H	La. -Monroe	86 52	
-----																
LAST 12 Division I GAMES:																
330	A	Ga. Southern	81 56	90	H	South Ala.	78 63	279	A	Coastal Caro.	64 65	179	A	Stetson	54 61	
133	H	Louisiana	58 65	283	A	Appalachian St.	69 54	202	N	Bethune-Cookman	56 62	331	A	Sam Houston St.	73 41	
333	H	La. -Monroe	86 52													
125	A	Little Rock	48 63													
194	A	Arkansas St.	67 55													
240	H	Troy	83 75													

Non-Div I Games:

Texas St.

Average RPI Win:	294	WON-LOST	WINNING	LAST 10	STRENGTH OF	OPP. STRENGTH	TEAM	ADJ.	CONF.	ADJ CONF.
Average RPI Loss:	61	RECORD	PCT. RANK	GAMES	SCHEDULE	OF SCHEDULE	RPI	RPI	RPI	RPI
DIV. I ONLY	7- 13	257	2- 8	105	104	231	231	5	5	
DIV. I NON-CONF.	6- 5	153	3- 0	297	278	268	268	6	6	
-----										
TOTALS	RPI 1-25	RPI 26-50	W-L RECORDS	RPI 51-100	RPI 101-999	RPI 201+				
7- 13	0- 3	0- 4	OVERALL	0- 3	7- 3	6- 0				
6- 8	0- 2	0- 2	HOME	0- 1	6- 3	6- 0				
1- 5	0- 1	0- 2	AWAY	0- 2	1- 0	0- 0				
0- 0	0- 0	0- 0	NEUTRAL	0- 0	0- 0	0- 0				
6- 5	0- 1	0- 2	NON-CONFERENCE	0- 1	6- 1	6- 0				
6- 3	0- 1	0- 1	HOME	0- 0	6- 1	6- 0				
0- 2	0- 0	0- 1	AWAY	0- 1	0- 0	0- 0				
0- 0	0- 0	0- 0	NEUTRAL	0- 0	0- 0	0- 0				
1- 8	0- 2	0- 2	CONFERENCE	0- 2	1- 2	0- 0				
0- 5	0- 1	0- 1	HOME	0- 1	0- 2	0- 0				
1- 3	0- 1	0- 1	AWAY	0- 1	1- 0	0- 0				
0- 0	0- 0	0- 0	NEUTRAL	0- 0	0- 0	0- 0				

RPI 1-25				RPI 26-50				RPI 51-100				RPI 101+				Team's RPI: 231
RPI	S	Opponent	Score	RPI	S	Opponent	Score	RPI	S	Opponent	Score	RPI	S	Opponent	Score	
10	A	Baylor	49 97	34	A	West Virginia	52 82	59	H	Oklahoma St.	57 98	123	A	Kansas	68 56	
11	H	Texas	39 90	36	H	Oklahoma	52 73	63	A	TCU	72 93	123	H	Kansas	47 60	
15	H	Texas A&M	56 90	41	H	LSU	40 48	64	A	New Mexico	56 90	129	H	Iowa St.	54 66	
				45	A	Houston	75 79					166	H	Texas St.	70 87	
												295	H	Prairie View	89 60	
												296	H	Incarnate Word	80 54	
												318	H	UTRGV	80 64	
												335	H	Florida A&M	82 63	
												340	H	Ark. -Pine Bluff	74 47	
												349	H	UMass Lowell	93 65	
-----																
LAST 12 Division I GAMES:																
34	A	West Virginia	52 82	123	H	Kansas	47 60									
11	H	Texas	39 90	10	A	Baylor	49 97									
123	A	Kansas	68 56	59	H	Oklahoma St.	57 98									
129	H	Iowa St.	54 66	296	H	Incarnate Word	80 54									
36	H	Oklahoma	52 73	318	H	UTRGV	80 64									
63	A	TCU	72 93	295	H	Prairie View	89 60									

Non-Div I Games:

Texas Tech

Average RPI Win:	160	WON-LOST	WINNING	LAST 10	STRENGTH OF	OPP. STRENGTH	TEAM	ADJ.	CONF.	ADJ CONF.
Average RPI Loss:	76	RECORD	PCT. RANK	GAMES	SCHEDULE	OF SCHEDULE	RPI	RPI	RPI	RPI
DIV. I ONLY	13- 7	89	1- 1	66	82	66	66	7	7	
DIV. I NON-CONF.	9- 3	61	1- 1	83	108	40	40	8	8	
-----										
TOTALS	RPI 1-25	RPI 26-50	W-L RECORDS	RPI 51-100	RPI 101-999	RPI 201+				
13- 7	0- 2	1- 0	OVERALL	3- 3	9- 2	5- 1				
9- 1	0- 0	1- 0	HOME	3- 0	5- 1	1- 0				
3- 5	0- 2	0- 0	AWAY	0- 2	3- 1	3- 1				
1- 1	0- 0	0- 0	NEUTRAL	0- 1	1- 0	1- 0				
9- 3	0- 1	0- 0	NON-CONFERENCE	2- 2	7- 0	4- 0				
5- 0	0- 0	0- 0	HOME	2- 0	3- 0	0- 0				
3- 2	0- 1	0- 0	AWAY	0- 1	3- 0	3- 0				
1- 1	0- 0	0- 0	NEUTRAL	0- 1	1- 0	1- 0				
4- 4	0- 1	1- 0	CONFERENCE	1- 1	2- 2	1- 1				
4- 1	0- 0	1- 0	HOME	1- 0	2- 1	1- 0				
0- 3	0- 1	0- 0	AWAY	0- 1	0- 1	0- 1				
0- 0	0- 0	0- 0	NEUTRAL	0- 0	0- 0	0- 0				

RPI 1-25				RPI 26-50				RPI 51-100 Team's RPI: 66				RPI 101+			
RPI	S	Opponent	Score	RPI	S	Opponent	Score	RPI	S	Opponent	Score	RPI	S	Opponent	Score
5	A	Louisville	55 90	33	H	Ball St.	72 66	52	A	Duquesne	54 73	108	H	Kent St.	55 62
22	A	Buffalo	69 87					57	N	Western Ky.	56 70	119	H	Cleveland St.	65 56
								61	H	Dayton	68 50	133	H	Louisiana	79 55
								75	H	Maine	65 64	143	H	Saint Francis (PA)	74 66
								76	A	Ohio	61 78	144	H	Northern Ill.	63 60
								76	H	Ohio	75 57	210	N	Southern U.	81 76
												214	A	Eastern Mich.	57 70
												224	H	Akron	60 54
												235	A	St. Bonaventure	58 39
												284	A	Detroit Mercy	81 64
												342	A	Iona	74 57
-----															
LAST 12 Division I GAMES:															
133	H	Louisiana	79 55	76	H	Ohio	75 57	214	A	Eastern Mich.	57 70				
5	A	Louisville	55 90	224	H	Akron	60 54								
108	H	Kent St.	55 62	76	A	Ohio	61 78								
22	A	Buffalo	69 87	284	A	Detroit Mercy	81 64								
33	H	Ball St.	72 66	210	N	Southern U.	81 76								
144	H	Northern Ill.	63 60												

Non-Div I Games:

Toledo

T  
O  
W  
S  
O  
n

T  
O  
W  
S  
O  
n

Towson

Average RPI Win:	291	WON-LOST	WINNING	LAST 10	STRENGTH OF	OPP. STRENGTH	TEAM	ADJ.	CONF.	ADJ CONF.
Average RPI Loss:	141	RECORD	PCT. RANK	GAMES	SCHEDULE	OF SCHEDULE	RPI	RPI	RPI	RPI
DIV. I ONLY	7- 10	229	4- 6	287	203	240	240	23	23	
DIV. I NON-CONF.	3- 6	239	0- 4	222	121	205	205	24	24	
-----										
TOTALS	RPI 1-25	RPI 26-50	W-L RECORDS	RPI 51-100	RPI 101-999	RPI 201+				
7- 10	0- 1	0- 0	OVERALL	0- 1	7- 8	6- 1				
4- 1	0- 0	0- 0	HOME	0- 0	4- 1	3- 1				
3- 8	0- 1	0- 0	AWAY	0- 1	3- 6	3- 0				
0- 1	0- 0	0- 0	NEUTRAL	0- 0	0- 1	0- 0				
3- 6	0- 1	0- 0	NON-CONFERENCE	0- 0	3- 5	2- 0				
1- 0	0- 0	0- 0	HOME	0- 0	1- 0	0- 0				
2- 5	0- 1	0- 0	AWAY	0- 0	2- 4	2- 0				
0- 1	0- 0	0- 0	NEUTRAL	0- 0	0- 1	0- 0				
4- 4	0- 0	0- 0	CONFERENCE	0- 1	4- 3	4- 1				
3- 1	0- 0	0- 0	HOME	0- 0	3- 1	3- 1				
1- 3	0- 0	0- 0	AWAY	0- 1	1- 2	1- 0				
0- 0	0- 0	0- 0	NEUTRAL	0- 0	0- 0	0- 0				

RPI 1-25				RPI 26-50				RPI 51-100				RPI 101+				Team's RPI: 240
RPI	S	Opponent	Score	RPI	S	Opponent	Score	RPI	S	Opponent	Score	RPI	S	Opponent	Score	
9	A	Tennessee	69 131					90	A	South Ala.	68 79	101	A	Ole Miss	93 96	
												107	A	Tulane	75 106	
												121	H	Jacksonville	89 88	
												124	A	Middle Tenn.	57 73	
												166	A	Texas St.	75 83	
												173	A	UT Arlington	57 76	
												182	A	Samford	73 80	
												182	N	Samford	76 82	
												279	H	Coastal Caro.	92 97	
												283	H	Appalachian St.	81 74	
												313	H	Georgia St.	90 86	
												317	A	Alabama St.	93 63	
												330	H	Ga. Southern	88 47	
												333	A	La.-Monroe	86 79	
												343	A	Tennessee St.	95 66	
LAST 12 Division I GAMES:																
333	A	La.-Monroe	86 79	313	H	Georgia St.	90 86									
279	H	Coastal Caro.	92 97	330	H	Ga. Southern	88 47									
283	H	Appalachian St.	81 74	182	N	Samford	76 82									
90	A	South Ala.	68 79	107	A	Tulane	75 106									
166	A	Texas St.	75 83	182	A	Samford	73 80									
173	A	UT Arlington	57 76	124	A	Middle Tenn.	57 73									

Non-Div I Games: Montevallo 130 50 Stillman 89 62

Troy

T  
u  
l  
a  
n  
e

Tulane				Through Games Of Jan. 25, 2018							
Average RPI	Win:	178	WON-LOST	WINNING	LAST 10	STRENGTH OF	OPP. STRENGTH	TEAM	ADJ.	CONF.	ADJ CONF.
Average RPI	Loss:	76	RECORD	PCT. RANK	GAMES	SCHEDULE	OF SCHEDULE	RPI	RPI	RPI	RPI
DIV. I ONLY			11- 9	146	6- 4	84	81	107	107	8	8
DIV. I NON-CONF.			8- 5	111	4- 1	104	88	92	92	7	7
-----											
TOTALS		RPI 1-25	RPI 26-50		W-L RECORDS		RPI 51-100		RPI 101-999		RPI 201+
11- 9		0- 1	0- 3		OVERALL		1- 2		10- 3		4- 0
7- 3		0- 0	0- 2		HOME		0- 0		7- 1		2- 0
3- 4		0- 0	0- 0		AWAY		1- 0		2- 0		1- 0
1- 2		0- 0	0- 0		NEUTRAL		0- 1		1- 1		1- 0
8- 5		0- 1	0- 1		NON-CONFERENCE		1- 1		7- 2		3- 0
5- 1		0- 0	0- 1		HOME		0- 0		5- 0		1- 0
2- 2		0- 1	0- 0		AWAY		1- 0		1- 1		1- 0
1- 2		0- 0	0- 0		NEUTRAL		0- 1		1- 1		1- 0
3- 4		0- 0	0- 2		CONFERENCE		0- 1		3- 1		1- 0
2- 2		0- 0	0- 1		HOME		0- 0		2- 1		1- 0
1- 2		0- 0	0- 1		AWAY		0- 1		1- 0		0- 0
0- 0		0- 0	0- 0		NEUTRAL		0- 0		0- 0		0- 0

RPI 1-25				RPI 26-50				RPI 51-100				RPI 101+ Team's RPI: 107			
RPI	S	Opponent	Score	RPI	S	Opponent	Score	RPI	S	Opponent	Score	RPI	S	Opponent	Score
17	A	NC State	55 79	29	A	South Fla.	46 75	51	A	UCF	51 59	124	H	Mi ddl e Tenn.	62 44
				41	H	LSU	50 73	61	N	Dayton	65 71	128	H	UTEP	67 56
				45	H	Houston	92 98	75	A	Maine	42 34	129	N	Iowa St.	64 67
												130	H	Vanderbi l t	71 59
												151	H	Wi chi ta St.	56 64
												153	A	Tul sa	72 63
												153	H	Tul sa	70 39
												158	A	Southern Mi ss.	58 66
												192	H	New Orleans	79 56
												228	N	San Diego St.	80 46
												240	H	Troy	106 75
												244	H	East Carol ina	64 58
												292	A	McNeese	70 66
-----															
LAST 12 Division I GAMES:															
244	H	East Carol ina	64 58	29	A	South Fla.	46 75	128	H	UTEP	67 56	240	H	Troy	106 75
153	H	Tul sa	70 39	128	H	UTEP	67 56	124	H	Mi ddl e Tenn.	62 44	41	H	LSU	50 73
51	A	UCF	51 59	240	H	Troy	106 75	192	H	New Orleans	79 56				
151	H	Wi chi ta St.	56 64												
45	H	Houston	92 98												
153	A	Tul sa	72 63												

Non-Div I Games:

Tulane

T  
u  
l  
a  
n  
e

T  
u  
l  
s  
a

Tul sa			Through Games Of Jan. 25, 2018								
Average RPI	Win:	182	WON-LOST RECORD	WINNING PCT. RANK	LAST 10 GAMES	STRENGTH OF SCHEDULE	OPP. STRENGTH OF SCHEDULE	TEAM RPI	ADJ. RPI	CONF. RPI	ADJ CONF. RPI
Average RPI	Loss:	124									
DIV. I ONLY			8- 11	221	4- 6	73	141	153	153	8	8
DIV. I NON-CONF.			6- 6	170	3- 2	86	265	142	142	7	7
-----											
TOTALS		RPI 1-25		RPI 26-50		W-L RECORDS		RPI 51-100	RPI 101-999	RPI 201+	
8- 11		0- 1		0- 0		OVERALL		1- 3	7- 7	2- 2	
4- 5		0- 0		0- 0		HOME		0- 2	4- 3	2- 0	
3- 6		0- 1		0- 0		AWAY		1- 1	2- 4	0- 2	
1- 0		0- 0		0- 0		NEUTRAL		0- 0	1- 0	0- 0	
6- 6		0- 0		0- 0		NON-CONFERENCE		1- 3	5- 3	2- 1	
3- 3		0- 0		0- 0		HOME		0- 2	3- 1	2- 0	
2- 3		0- 0		0- 0		AWAY		1- 1	1- 2	0- 1	
1- 0		0- 0		0- 0		NEUTRAL		0- 0	1- 0	0- 0	
2- 5		0- 1		0- 0		CONFERENCE		0- 0	2- 4	0- 1	
1- 2		0- 0		0- 0		HOME		0- 0	1- 2	0- 0	
1- 3		0- 1		0- 0		AWAY		0- 0	1- 2	0- 1	
0- 0		0- 0		0- 0		NEUTRAL		0- 0	0- 0	0- 0	

T  
u  
l  
s  
a

RPI 1-25				RPI 26-50				RPI 51-100				RPI 101+ Team's RPI: 153			
RPI	S	Opponent	Score	RPI	S	Opponent	Score	RPI	S	Opponent	Score	RPI	S	Opponent	Score
1	A	UConn	60 78					58	H	American	67 72	107	A	Tulane	39 70
								81	H	Belmont	65 90	107	H	Tulane	63 72
								82	A	Arkansas	41 67	118	A	Saint Louis	66 77
								83	A	South Dakota	64 61	125	A	Little Rock	74 61
												139	H	Cincinnati	64 51
												151	A	Wichita St.	67 62
												163	H	Memphis	48 69
												176	N	Binghamton	60 55
												180	H	Oral Roberts	41 53
												194	H	Arkansas St.	68 58
												221	A	North Texas	43 66
												244	A	East Carolina	67 73
												248	H	UMKC	76 52
												340	H	Ark.-Pine Bluff	87 37
-----															
LAST 12 Division I GAMES:															
107	A	Tulane	39 70	151	A	Wichita St.	67 62								
1	A	UConn	60 78	194	H	Arkansas St.	68 58								
163	H	Memphis	48 69	118	A	Saint Louis	66 77								
244	A	East Carolina	67 73	83	A	South Dakota	64 61								
139	H	Cincinnati	64 51	82	A	Arkansas	41 67								
107	H	Tulane	63 72	340	H	Ark.-Pine Bluff	87 37								

Non-Div I Games: Alas. Anchorage 53 59

Tul sa



Average RPI Win:	214	WON-LOST	WINNING	LAST 10	STRENGTH OF	OPP. STRENGTH	TEAM	ADJ.	CONF.	ADJ CONF.
Average RPI Loss:	131	RECORD	PCT. RANK	GAMES	SCHEDULE	OF SCHEDULE	RPI	RPI	RPI	RPI
DIV. I ONLY	14- 3	23	8- 1	270	175	91	91	18	18	
DIV. I NON-CONF.	9- 2	34	4- 1	304	174	106	106	19	19	
-----										
TOTALS	RPI 1-25	RPI 26-50	W-L RECORDS	RPI 51-100	RPI 101-999	RPI 201+				
14- 3	0- 0	0- 0	OVERALL	2- 1	12- 2	8- 0				
7- 1	0- 0	0- 0	HOME	1- 0	6- 1	4- 0				
6- 1	0- 0	0- 0	AWAY	1- 0	5- 1	3- 0				
1- 1	0- 0	0- 0	NEUTRAL	0- 1	1- 0	1- 0				
9- 2	0- 0	0- 0	NON-CONFERENCE	1- 1	8- 1	5- 0				
5- 0	0- 0	0- 0	HOME	0- 0	5- 0	3- 0				
3- 1	0- 0	0- 0	AWAY	1- 0	2- 1	1- 0				
1- 1	0- 0	0- 0	NEUTRAL	0- 1	1- 0	1- 0				
5- 1	0- 0	0- 0	CONFERENCE	1- 0	4- 1	3- 0				
2- 1	0- 0	0- 0	HOME	1- 0	1- 1	1- 0				
3- 0	0- 0	0- 0	AWAY	0- 0	3- 0	2- 0				
0- 0	0- 0	0- 0	NEUTRAL	0- 0	0- 0	0- 0				

RPI 1-25				RPI 26-50				RPI 51-100				Team's RPI: 91				RPI 101+			
RPI	S	Opponent	Score	RPI	S	Opponent	Score	RPI	S	Opponent	Score	RPI	S	Opponent	Score	RPI	S	Opponent	Score
								57	H	Western Ky.	79 61	117	A	High Point	77 61				
								73	N	Indiana	63 71	124	A	Middle Tenn.	59 51				
								90	A	South Ala.	78 66	158	H	Southern Miss.	63 80				
												162	H	Southern Ill.	76 66				
												163	A	Memphis	62 64				
												182	H	Samford	77 53				
												208	N	UC Santa Barbara	67 54				
												221	H	North Texas	68 52				
												274	A	FIU	71 61				
												283	A	Appalachian St.	70 59				
												285	H	Alabama A&M	85 58				
												317	H	Alabama St.	61 44				
												322	A	Old Dominion	74 61				
												347	H	Mississippi Val.	87 72				
LAST 12 Division I GAMES:																			
274	A	FIU	71 61	90	A	South Ala.	78 66	317	H	Alabama St.	61 44								
221	H	North Texas	68 52	285	H	Alabama A&M	85 58	163	A	Memphis	62 64								
158	H	Southern Miss.	63 80	182	H	Samford	77 53	117	A	High Point	77 61								
57	H	Western Ky.	79 61																
124	A	Middle Tenn.	59 51																
322	A	Old Dominion	74 61																

Non-Div I Games: Tuskegee 105 50 Miles 85 42

UAB

UC Davis				Through Games Of Jan. 25, 2018														
Average RPI Win:		191	WON-LOST RECORD		WINNING PCT. RANK		LAST 10 GAMES		STRENGTH OF SCHEDULE		OPP. STRENGTH OF SCHEDULE		TEAM RPI	ADJ. RPI	CONF. RPI	ADJ CONF. RPI		
Average RPI Loss:		59																
DIV. I ONLY			16- 3		19		7- 3		193		108		54	54	21	21		
DIV. I NON-CONF.			10- 3		51		3- 3		167		39		52	52	20	20		
-----																		
TOTALS		RPI 1-25		RPI 26-50		W-L RECORDS		RPI 51-100		RPI 101-999		RPI 201+						
16- 3		0- 0		0- 1		OVERALL		2- 2		14- 0		8- 0						
8- 1		0- 0		0- 0		HOME		1- 1		7- 0		5- 0						
7- 2		0- 0		0- 1		AWAY		1- 1		6- 0		3- 0						
1- 0		0- 0		0- 0		NEUTRAL		0- 0		1- 0		0- 0						
10- 3		0- 0		0- 1		NON-CONFERENCE		2- 2		8- 0		4- 0						
5- 1		0- 0		0- 0		HOME		1- 1		4- 0		2- 0						
4- 2		0- 0		0- 1		AWAY		1- 1		3- 0		2- 0						
1- 0		0- 0		0- 0		NEUTRAL		0- 0		1- 0		0- 0						
6- 0		0- 0		0- 0		CONFERENCE		0- 0		6- 0		4- 0						
3- 0		0- 0		0- 0		HOME		0- 0		3- 0		3- 0						
3- 0		0- 0		0- 0		AWAY		0- 0		3- 0		1- 0						
0- 0		0- 0		0- 0		NEUTRAL		0- 0		0- 0		0- 0						
-----																		
RPI 1-25				RPI 26-50				RPI 51-100				Team's RPI: 54		RPI 101+				
RPI	S	Opponent	Score	RPI	S	Opponent	Score	RPI	S	Opponent	Score	RPI	S	Opponent	Score			
				49	A	Oregon St.	47 61	51	H	UCF	55 62	127	N	Yale	71 61			
								69	H	Washington St.	91 76	137	H	Portland St.	79 67			
								71	A	Saint Mary's (CA)	74 50	154	A	Paci fi c	90 58			
								77	A	Fordham	62 70	155	H	San Franci sco	72 55			
												172	A	Cal Poly	80 76			
												190	A	UC Irvine	76 67			
												207	H	Pepperdi ne	69 64			
												208	A	UC Santa Barbara	68 61			
												209	A	Seattle U	79 53			
												238	H	UC Ri versi de	74 63			
												246	H	Hawai i	76 52			
												268	H	Sacramento St.	79 72			
												298	H	Cal St. Fullerton	67 53			
												307	A	Southern Utah	85 59			
-----																		
LAST 12 Division I GAMES:																		
				298	H	Cal St. Fullerton	67 53	77	A	Fordham	62 70							
				172	A	Cal Poly	80 76	127	N	Yale	71 61							
				208	A	UC Santa Barbara	68 61	49	A	Oregon St.	47 61							
				238	H	UC Ri versi de	74 63	51	H	UCF	55 62							
				246	H	Hawai i	76 52	71	A	Saint Mary's (CA)	74 50							
				190	A	UC Irvine	76 67	155	H	San Franci sco	72 55							

Non-Div I Games:

UC Davis

Average RPI Win: 252		WON-LOST RECORD	WINNING PCT. RANK	LAST 10 GAMES	STRENGTH OF SCHEDULE	OPP. STRENGTH OF SCHEDULE	TEAM RPI	ADJ. RPI	CONF. RPI	ADJ. CONF. RPI
Average RPI Loss: 125										
DIV. I ONLY		11- 8	125	6- 3	282	159	190	190	21	21
DIV. I NON-CONF.		7- 6	165	4- 1	306	168	222	222	20	20
TOTALS		RPI 1-25	RPI 26-50	W-L RECORDS		RPI 51-100	RPI 101-999	RPI 201+		
11- 8	0- 0		0- 0	OVERALL		0- 2	11- 6	11- 0		
5- 3	0- 0		0- 0	HOME		0- 1	5- 2	5- 0		
6- 3	0- 0		0- 0	AWAY		0- 1	6- 2	6- 0		
0- 2	0- 0		0- 0	NEUTRAL		0- 0	0- 2	0- 0		
7- 6	0- 0		0- 0	NON-CONFERENCE		0- 1	7- 5	7- 0		
3- 2	0- 0		0- 0	HOME		0- 0	3- 2	3- 0		
4- 2	0- 0		0- 0	AWAY		0- 1	4- 1	4- 0		
0- 2	0- 0		0- 0	NEUTRAL		0- 0	0- 2	0- 0		
4- 2	0- 0		0- 0	CONFERENCE		0- 1	4- 1	4- 0		
2- 1	0- 0		0- 0	HOME		0- 1	2- 0	2- 0		
2- 1	0- 0		0- 0	AWAY		0- 0	2- 1	2- 0		
0- 0	0- 0		0- 0	NEUTRAL		0- 0	0- 0	0- 0		

RPI 1-25				RPI 26-50				RPI 51-100				RPI 101+			
RPI	S	Opponent	Score	RPI	S	Opponent	Score	RPI	S	Opponent	Score	RPI	S	Opponent	Score
								54	H	UC Davis	67 76	114	A	UNLV	54 73
								64	A	New Mexico	61 83	137	H	Portland St.	72 82
												142	H	Idaho St.	72 78
												151	N	Wichita St.	53 76
												164	N	Illinois	59 65
												172	A	Cal Poly	76 79
												207	H	Pepperdine	75 74
												208	H	UC Santa Barbara	77 74
												209	A	Seattle U	84 79
												228	A	San Diego St.	67 65
												238	A	UC Riverside	81 71
												246	A	Hawaii	74 67
												246	H	Hawaii	70 66
												261	A	CSU Bakersfield	72 59
												302	H	Utah St.	87 84
												307	A	Southern Utah	71 64
												319	H	Portland	63 52
LAST 12 Division I GAMES:															
				238	A	UC Riverside	81 71	261	A	CSU Bakersfield	72 59				
				246	H	Hawaii	70 66	209	A	Seattle U	84 79				
				172	A	Cal Poly	76 79	137	H	Portland St.	72 82				
				208	H	UC Santa Barbara	77 74	228	A	San Diego St.	67 65				
				246	A	Hawaii	74 67	307	A	Southern Utah	71 64				
				54	H	UC Davis	67 76	207	H	Pepperdine	75 74				

### Non-Div I Games:

Chapman

92 57

UC Irvine

■ Loss, ■ Non-Conf, S Site, H Home A Away N Neutral

Average RPI Win:	234	WON-LOST	WINNING	LAST 10	STRENGTH OF	OPP. STRENGTH	TEAM	ADJ.	CONF.	ADJ CONF.
Average RPI Loss:	119	RECORD	PCT. RANK	GAMES	SCHEDULE	OF SCHEDULE	RPI	RPI	RPI	RPI
DIV. I ONLY	6- 15	285	3- 7	115	120	238	238	21	21	
DIV. I NON-CONF.	3- 11	289	1- 4	76	34	217	217	20	20	
-----										
TOTALS	RPI 1-25	RPI 26-50	W-L RECORDS	RPI 51-100	RPI 101-999	RPI 201+				
6- 15	0- 1	0- 4	OVERALL	0- 2	6- 8	4- 3				
4- 5	0- 0	0- 1	HOME	0- 0	4- 4	4- 0				
1- 8	0- 1	0- 3	AWAY	0- 2	1- 2	0- 1				
1- 2	0- 0	0- 0	NEUTRAL	0- 0	1- 2	0- 2				
3- 11	0- 1	0- 4	NON-CONFERENCE	0- 1	3- 5	1- 2				
1- 3	0- 0	0- 1	HOME	0- 0	1- 2	1- 0				
1- 6	0- 1	0- 3	AWAY	0- 1	1- 1	0- 0				
1- 2	0- 0	0- 0	NEUTRAL	0- 0	1- 2	0- 2				
3- 4	0- 0	0- 0	CONFERENCE	0- 1	3- 3	3- 1				
3- 2	0- 0	0- 0	HOME	0- 0	3- 2	3- 0				
0- 2	0- 0	0- 0	AWAY	0- 1	0- 1	0- 1				
0- 0	0- 0	0- 0	NEUTRAL	0- 0	0- 0	0- 0				

RPI 1-25				RPI 26-50				RPI 51-100				RPI 101+ Team's RPI: 238			
RPI	S	Opponent	Score	RPI	S	Opponent	Score	RPI	S	Opponent	Score	RPI	S	Opponent	Score
8	A	UCLA	48 68	28	A	Stanford	43 53	54	A	UC Davis	63 74	114	N	UNLV	95 88
				31	A	Arizona St.	48 73	83	A	South Dakota	66 75	128	H	UTEP	62 73
				44	A	Minnesota	75 101					129	A	Iowa St.	66 89
				48	H	Southern California	46 64					150	A	Fresno St.	68 56
												167	H	Loyola Marymount	59 67
												172	H	Cal Poly	82 87
												190	H	UC Irvine	71 81
												215	A	CSUN	55 60
												219	N	SMU	51 73
												246	H	Hawaii	79 57
												261	H	CSU Bakersfield	68 65
												268	N	Sacramento St.	72 99
												298	H	Cal St. Fullerton	63 50
												336	H	Long Beach St.	77 53
-----															
LAST 12 Division I GAMES:															
				190	H	UC Irvine	71 81	172	H	Cal Poly	82 87				
				215	A	CSUN	55 60	128	H	UTEP	62 73				
				246	H	Hawaii	79 57	44	A	Minnesota	75 101				
				298	H	Cal St. Fullerton	63 50	83	A	South Dakota	66 75				
				54	A	UC Davis	63 74	129	A	Iowa St.	66 89				
				336	H	Long Beach St.	77 53	261	H	CSU Bakersfield	68 65				

Non-Div I Games:

UC Riverside

Average RPI Win:	266	WON-LOST	WINNING	LAST 10	STRENGTH OF	OPP. STRENGTH	TEAM	ADJ.	CONF.	ADJ CONF.
Average RPI Loss:	131	RECORD	PCT. RANK	GAMES	SCHEDULE	OF SCHEDULE	RPI	RPI	RPI	RPI
DIV. I ONLY	7- 11	239	6- 4	140	241	208	208	21	21	
DIV. I NON-CONF.	3- 9	280	2- 4	108	215	231	231	20	20	
-----										
TOTALS	RPI 1-25	RPI 26-50	W-L RECORDS	RPI 51-100	RPI 101-999	RPI 201+				
7- 11	0- 1	0- 1	OVERALL	0- 3	7- 6	6- 2				
3- 4	0- 0	0- 0	HOME	0- 1	3- 3	2- 1				
4- 6	0- 1	0- 1	AWAY	0- 1	4- 3	4- 1				
0- 1	0- 0	0- 0	NEUTRAL	0- 1	0- 0	0- 0				
3- 9	0- 1	0- 1	NON-CONFERENCE	0- 2	3- 5	3- 2				
1- 3	0- 0	0- 0	HOME	0- 0	1- 3	1- 1				
2- 5	0- 1	0- 1	AWAY	0- 1	2- 2	2- 1				
0- 1	0- 0	0- 0	NEUTRAL	0- 1	0- 0	0- 0				
4- 2	0- 0	0- 0	CONFERENCE	0- 1	4- 1	3- 0				
2- 1	0- 0	0- 0	HOME	0- 1	2- 0	1- 0				
2- 1	0- 0	0- 0	AWAY	0- 0	2- 1	2- 0				
0- 0	0- 0	0- 0	NEUTRAL	0- 0	0- 0	0- 0				

RPI 1-25				RPI 26-50				RPI 51-100				RPI 101+				Team's RPI: 208
RPI	S	Opponent	Score	RPI	S	Opponent	Score	RPI	S	Opponent	Score	RPI	S	Opponent	Score	
8	A	UCLA	44 74	49	A	Oregon St.	49 74	54	H	UC Davis	61 68	150	H	Fresno St.	57 64	
								71	A	Saint Mary's (CA)	59 89	167	A	Loyola Marymount	61 67	
								91	N	UAB	54 67	172	H	Cal Poly	73 68	
												190	A	UC Irvine	74 77	
												195	H	San Diego	58 71	
												209	H	Seattle U	71 77	
												215	A	CSUN	74 73	
												228	H	San Diego St.	77 64	
												247	A	New Mexico St.	77 47	
												256	A	Santa Clara	63 68	
												325	A	Northern Ariz.	96 93	
												336	A	Long Beach St.	90 74	
												336	H	Long Beach St.	51 44	
LAST 12 Division I GAMES:																
336	A	Long Beach St.	90 74	247	A	New Mexico St.	77 47	228	H	San Diego St.	77 64	167	A	Loyola Marymount	61 67	
54	H	UC Davis	61 68	190	A	UC Irvine	74 77	49	A	Oregon St.	49 74	8	A	UCLA	44 74	
172	H	Cal Poly	73 68	215	A	CSUN	74 73	150	H	Fresno St.	57 64					
336	H	Long Beach St.	51 44													

Non-Div I Games:

UC Santa Barbara

Average RPI Win:	166	WON-LOST	WINNING	LAST 10	STRENGTH OF	OPP. STRENGTH	TEAM	ADJ.	CONF.	ADJ CONF.
Average RPI Loss:	83	RECORD	PCT. RANK	GAMES	SCHEDULE	OF SCHEDULE	RPI	RPI	RPI	RPI
DIV. I ONLY	13- 7	89	7- 3	46	80	51	51	8	8	
DIV. I NON-CONF.	8- 5	111	4- 1	56	144	63	63	7	7	
-----										
TOTALS	RPI 1-25	RPI 26-50	W-L RECORDS	RPI 51-100	RPI 101-999	RPI 201+				
13- 7	0- 1	0- 1	OVERALL	3- 3	10- 2	4- 0				
8- 2	0- 0	0- 0	HOME	1- 2	7- 0	2- 0				
5- 5	0- 1	0- 1	AWAY	2- 1	3- 2	2- 0				
0- 0	0- 0	0- 0	NEUTRAL	0- 0	0- 0	0- 0				
8- 5	0- 0	0- 0	NON-CONFERENCE	3- 3	5- 2	2- 0				
4- 2	0- 0	0- 0	HOME	1- 2	3- 0	1- 0				
4- 3	0- 0	0- 0	AWAY	2- 1	2- 2	1- 0				
0- 0	0- 0	0- 0	NEUTRAL	0- 0	0- 0	0- 0				
5- 2	0- 1	0- 1	CONFERENCE	0- 0	5- 0	2- 0				
4- 0	0- 0	0- 0	HOME	0- 0	4- 0	1- 0				
1- 2	0- 1	0- 1	AWAY	0- 0	1- 0	1- 0				
0- 0	0- 0	0- 0	NEUTRAL	0- 0	0- 0	0- 0				

RPI	S	Opponent	Score	RPI	S	Opponent	Score	RPI	S	Opponent	Score	RPI	S	Opponent	Score
1	A	UConn	44 80	29	A	South Fla.	45 62	54	A	UC Davis	62 55	107	H	Tulane	59 51
								60	A	Virginia Tech	69 86	146	H	Davison	62 54
								72	H	Mercer	64 73	151	H	Wichita St.	59 53
								80	H	Elon	57 71	154	A	Pacific	74 78
								85	H	IUPUI	63 59	174	H	Temple	76 46
								94	A	Chattanooga	58 57	182	A	Samford	51 58
												185	A	Boston U.	47 32
												188	H	UNI	53 43
												210	A	Gardner-Webb	65 30
												219	A	SMU	60 42
												219	H	SMU	58 43
												330	H	Ga. Southern	62 38
LAST 12 Division I GAMES:															
219	H	SMU	58 43	174	H	Temple	76 46								
107	H	Tulane	59 51	146	H	Davison	62 54								
29	A	South Fla.	45 62	154	A	Pacific	74 78								
1	A	UConn	44 80	54	A	UC Davis	62 55								
151	H	Wichita St.	59 53	185	A	Boston U.	47 32								
219	A	SMU	60 42	330	H	Ga. Southern	62 38								

Non-Div I Games:

UCF

Average RPI Win: **106**  
 Average RPI Loss: **24**

WON-LOST  
RECORD

WINNING  
PCT. RANK

LAST 10  
GAMES

STRENGTH OF  
SCHEDULE

OPP. STRENGTH  
OF SCHEDULE

TEAM  
RPI

ADJ.  
RPI

CONF.  
RPI

ADJ CONF.  
RPI

DIV. I ONLY	15- 4	31	8- 2	6	7	8	8	4	4
DIV. I NON-CONF.	9- 2	34	3- 1	26	19	15	15	3	3
TOTALS	RPI 1-25	RPI 26-50	W-L RECORDS	RPI 51-100	RPI 101-999	RPI 201+			
15- 4	3- 2	3- 1	OVERALL	4- 1	5- 0	4- 0			
8- 2	2- 2	2- 0	HOME	0- 0	4- 0	4- 0			
5- 2	1- 0	0- 1	AWAY	3- 1	1- 0	0- 0			
2- 0	0- 0	1- 0	NEUTRAL	1- 0	0- 0	0- 0			
9- 2	1- 1	1- 0	NON-CONFERENCE	3- 1	4- 0	4- 0			
5- 1	1- 1	0- 0	HOME	0- 0	4- 0	4- 0			
2- 1	0- 0	0- 0	AWAY	2- 1	0- 0	0- 0			
2- 0	0- 0	1- 0	NEUTRAL	1- 0	0- 0	0- 0			
6- 2	2- 1	2- 1	CONFERENCE	1- 0	1- 0	0- 0			
3- 1	1- 1	2- 0	HOME	0- 0	0- 0	0- 0			
3- 1	1- 0	0- 1	AWAY	1- 0	1- 0	0- 0			
0- 0	0- 0	0- 0	NEUTRAL	0- 0	0- 0	0- 0			

RPI	S	Opponent	Score	RPI	S	Opponent	Score	RPI	S	Opponent	Score	RPI	S	Opponent	Score
1	H	UConn	60 78	28	A	Stanford	65 76	59	A	Oklahoma St.	72 87	136	A	Colorado	93 55
6	H	Oregon	61 70	28	H	Stanford	64 53	68	A	Utah	81 74	208	H	UC Santa Barbara	74 44
10	H	Baylor	82 68	49	H	Oregon St.	84 49	74	N	Kansas St.	64 55	238	H	UC Riverside	68 48
18	A	Cal i forn i a	82 46	50	N	Creighton	72 63	77	A	Fordham	67 30	260	H	San Jose St.	129 69
18	H	Cal i forn i a	60 52					99	A	Seton Hall	77 68	262	H	Presbyter i an	76 40
LAST 12 Di v i s i o n I GAMES:															
28	H	Stanford	64 53	18	A	Cal i forn i a	82 46								
18	H	Cal i forn i a	60 52	28	A	Stanford	65 76								
136	A	Col orado	93 55	77	A	Fordham	67 30								
68	A	Utah	81 74	99	A	Seton Hall	77 68								
6	H	Oregon	61 70	59	A	Oklahoma St.	72 87								
49	H	Oregon St.	84 49	208	H	UC Santa Barbara	74 44								

Non-Di v I Games:

UCLA

Average RPI Win:	75	WON-LOST	WINNING	LAST 10	STRENGTH OF	OPP. STRENGTH	TEAM	ADJ.	CONF.	ADJ CONF.
Average RPI Loss:	0	RECORD	PCT. RANK	GAMES	SCHEDULE	OF SCHEDULE	RPI	RPI	RPI	RPI
DIV. I ONLY	19- 0	1	10- 0	3	1	1	1	8	8	
DIV. I NON-CONF.	11- 0	1	4- 0	1	1	1	1	7	7	
-----										
TOTALS	RPI 1-25	RPI 26-50	W-L RECORDS	RPI 51-100	RPI 101-999	RPI 201+				
19- 0	5- 0	6- 0	OVERALL	2- 0	6- 0	1- 0				
6- 0	3- 0	0- 0	HOME	1- 0	2- 0	0- 0				
9- 0	2- 0	3- 0	AWAY	0- 0	4- 0	1- 0				
4- 0	0- 0	3- 0	NEUTRAL	1- 0	0- 0	0- 0				
11- 0	5- 0	4- 0	NON-CONFERENCE	1- 0	1- 0	0- 0				
3- 0	3- 0	0- 0	HOME	0- 0	0- 0	0- 0				
4- 0	2- 0	1- 0	AWAY	0- 0	1- 0	0- 0				
4- 0	0- 0	3- 0	NEUTRAL	1- 0	0- 0	0- 0				
8- 0	0- 0	2- 0	CONFERENCE	1- 0	5- 0	1- 0				
3- 0	0- 0	0- 0	HOME	1- 0	2- 0	0- 0				
5- 0	0- 0	2- 0	AWAY	0- 0	3- 0	1- 0				
0- 0	0- 0	0- 0	NEUTRAL	0- 0	0- 0	0- 0				

RPI	S	Opponent	Score	RPI	S	Opponent	Score	RPI	S	Opponent	Score	RPI	S	Opponent	Score
2	H	Notre Dame	80 71	28	N	Stanford	78 53	51	H	UCF	80 44	153	H	Tulsa	78 60
8	A	UCLA	78 60	29	A	South Fla.	100 49	52	N	Duquesne	104 52	159	A	Nevada	88 57
11	A	Texas	75 71	30	A	DePaul	103 69					163	A	Memphis	93 36
18	H	California	82 47	36	N	Oklahoma	88 64					163	H	Memphis	97 49
24	H	Maryland	97 72	40	N	Michigan St.	96 62					174	A	Temple	113 57
				45	A	Houston	95 35					244	A	East Carolina	96 35
-----															
LAST 12 Division I GAMES:															
163	A	Memphis	93 36	29	A	South Fla.	100 49	244	A	East Carolina	96 35	163	H	Memphis	97 49
174	A	Temple	113 57	52	N	Duquesne	104 52	36	N	Oklahoma	88 64	30	A	DePaul	103 69
153	H	Tulsa	78 60	51	H	UCF	80 44								
11	A	Texas	75 71												
45	A	Houston	95 35												

Non-Div I Games:

UConn



U  
M  
B  
C

UMBC

Average RPI Win: 349

Average RPI Loss: 175

WON-LOST  
RECORD

WINNING  
PCT. RANK

LAST 10  
GAMES

STRENGTH OF  
SCHEDULE

OPP. STRENGTH  
OF SCHEDULE

TEAM  
RPI

ADJ.  
RPI

CONF.  
RPI

ADJ CONF.  
RPI

DIV. I ONLY

1- 18

344

1- 9

164

301

328

328

20

20

DIV. I NON-CONF.

0- 12

337

0- 5

201

293

338

338

23

23

TOTALS

RPI 1-25

RPI 26-50

W-L RECORDS

RPI 51-100

RPI 101-999

RPI 201+

1- 18

0- 0

0- 1

OVERALL

0- 5

1- 12

1- 8

1- 7

0- 0

0- 0

HOME

0- 3

1- 4

1- 3

0- 9

0- 0

0- 1

AWAY

0- 2

0- 6

0- 3

0- 2

0- 0

0- 0

NEUTRAL

0- 0

0- 2

0- 2

0- 12

0- 0

0- 1

NON-CONFERENCE

0- 3

0- 8

0- 7

0- 4

0- 0

0- 0

HOME

0- 1

0- 3

0- 2

0- 6

0- 0

0- 1

AWAY

0- 2

0- 3

0- 3

0- 2

0- 0

0- 0

NEUTRAL

0- 0

0- 2

0- 2

1- 6

0- 0

0- 0

CONFERENCE

0- 2

1- 4

1- 1

1- 3

0- 0

0- 0

HOME

0- 2

1- 1

1- 1

0- 3

0- 0

0- 0

AWAY

0- 0

0- 3

0- 0

0- 0

0- 0

0- 0

NEUTRAL

0- 0

0- 0

0- 0

RPI 1-25

RPI 26-50

RPI 51-100

RPI 101+

Team's RPI: 328

RPI S Opponent Score

RPI S Opponent Score

RPI S Opponent Score

RPI S Opponent Score

41 A Princeton 40 77

58 H American 48 61

70 H Albany (NY) 75 78

75 H Maine 50 64

77 A Fordham 46 55

97 A George Mason 38 58

135 A Hartford 54 65

161 A New Hampshire 51 56

176 A Binghamton 51 81

201 H Denver 48 70

205 H Col umbi a 44 60

217 A Hofstra 55 71

235 N St. Bonaventure 54 63

250 H LIU Brooklyn 52 66

270 A Towson 64 95

271 N North Dakota St. 53 67

294 H Vermont 58 72

310 A UMES 43 66

349 H UMass Lowell 66 54

LAST 12 Di vi si on I GAMES:

176 A Binghamton 51 81

70 H Albany (NY) 75 78

135 A Hartford 54 65

349 H UMass Lowell 66 54

75 H Mai ne 50 64

294 H Vermont 58 72

161 A New Hampshi re 51 56

41 A Princeton 40 77

310 A UMES 43 66

97 A George Mason 38 58

201 H Denver 48 70

205 H Col umbi a 44 60

U  
M  
B  
C

Non-Di v I Games: Gettysburg 72 45

UMBC

Loss,

Non-Conf,S Site,

Home

Away

N Neutral

Page 305

Non-Div I Games: Gettysburg 72 45

UMBC

UMES				Through Games Of Jan. 25, 2018							
Average RPI Win:		336	WON-LOST RECORD	WINNING PCT. RANK	LAST 10 GAMES	STRENGTH OF SCHEDULE	OPP. STRENGTH OF SCHEDULE	TEAM RPI	ADJ. RPI	CONF. RPI	ADJ CONF. RPI
Average RPI Loss:		171									
DIV. I ONLY		3- 13	307	3- 7	233	330	310	310	31	31	
DIV. I NON-CONF.		1- 8	313	1- 3	107	153	283	283	31	31	
-----											
TOTALS		RPI 1-25	RPI 26-50		W-L RECORDS		RPI 51-100	RPI 101-999	RPI 201+		
3- 13		0- 1	0- 1		OVERALL		0- 2	3- 9	3- 6		
2- 4		0- 0	0- 0		HOME		0- 0	2- 4	2- 3		
1- 8		0- 1	0- 1		AWAY		0- 2	1- 4	1- 3		
0- 1		0- 0	0- 0		NEUTRAL		0- 0	0- 1	0- 0		
1- 8		0- 1	0- 1		NON-CONFERENCE		0- 2	1- 4	1- 2		
1- 1		0- 0	0- 0		HOME		0- 0	1- 1	1- 1		
0- 6		0- 1	0- 1		AWAY		0- 2	0- 2	0- 1		
0- 1		0- 0	0- 0		NEUTRAL		0- 0	0- 1	0- 0		
2- 5		0- 0	0- 0		CONFERENCE		0- 0	2- 5	2- 4		
1- 3		0- 0	0- 0		HOME		0- 0	1- 3	1- 2		
1- 2		0- 0	0- 0		AWAY		0- 0	1- 2	1- 2		
0- 0		0- 0	0- 0		NEUTRAL		0- 0	0- 0	0- 0		

RPI 1-25				RPI 26-50				RPI 51-100				RPI 101+ Team's RPI: 310			
RPI	S	Opponent	Score	RPI	S	Opponent	Score	RPI	S	Opponent	Score	RPI	S	Opponent	Score
22	A	Buffalo	41 <b>76</b>	26	A	Syracuse	45 <b>68</b>	60	A	Virginia Tech	52 <b>90</b>	106	A	Wake Forest	50 <b>92</b>
								97	A	George Mason	68 <b>82</b>	176	N	Binghamton	51 <b>68</b>
												187	H	Hampton	65 <b>70</b>
												202	H	Bethune-Cookman	48 <b>55</b>
												229	H	N. C. A&T	45 <b>57</b>
												244	A	East Carolina	54 <b>64</b>
												263	H	Mt. St. Mary's	63 <b>66</b>
												291	A	Morgan St.	50 <b>63</b>
												324	A	South Carolina St.	51 <b>54</b>
												328	H	UMBC	66 43
												334	H	N. C. Central	84 73
												345	A	Savannah St.	68 56
-----															
LAST 12 Division I GAMES:															
334	H	N. C. Central	84 73	291	A	Morgan St.	50 <b>63</b>	244	A	East Carolina	54 <b>64</b>	328	H	UMBC	66 43
229	H	N. C. A&T	45 <b>57</b>	244	A	East Carolina	54 <b>64</b>	328	H	UMBC	66 43	263	H	Mt. St. Mary's	63 <b>66</b>
324	A	South Carolina St.	51 <b>54</b>	263	H	Mt. St. Mary's	63 <b>66</b>	106	A	Wake Forest	50 <b>92</b>	106	A	Virginia Tech	52 <b>90</b>
345	A	Savannah St.	68 <b>56</b>	106	A	Wake Forest	50 <b>92</b>	60	A	Virginia Tech	52 <b>90</b>				
202	H	Bethune-Cookman	48 <b>55</b>	60	A	Virginia Tech	52 <b>90</b>								
187	H	Hampton	65 <b>70</b>												

Non-Div I Games: Wesley 97 30 Alas. Anchorage 59 **69** Valley Forge 92 38

UMES



Average RPI Win: 272		WON-LOST	WINNING	LAST 10	STRENGTH OF	OPP. STRENGTH	TEAM	ADJ.	CONF.	ADJ CONF.
Loss: 248		RECORD	PCT. RANK	GAMES	SCHEDULE	OF SCHEDULE	RPI	RPI	RPI	RPI
DIV. I ONLY		2- 17	334	0- 10	342	343	349	349	20	20
DIV. I NON-CONF.		2- 10	300	1- 4	348	347	348	348	23	23
TOTALS		RPI 1-25	RPI 26-50	W-L RECORDS	RPI 51-100	RPI 101-999	RPI 201+			
2- 17	0- 0		0- 0	OVERALL	0- 1	2- 16	2- 13			
1- 7	0- 0		0- 0	HOME	0- 1	1- 6	1- 4			
1- 10	0- 0		0- 0	AWAY	0- 0	1- 10	1- 9			
0- 0	0- 0		0- 0	NEUTRAL	0- 0	0- 0	0- 0			
2- 10	0- 0		0- 0	NON-CONFERENCE	0- 0	2- 10	2- 10			
1- 4	0- 0		0- 0	HOME	0- 0	1- 4	1- 4			
1- 6	0- 0		0- 0	AWAY	0- 0	1- 6	1- 6			
0- 0	0- 0		0- 0	NEUTRAL	0- 0	0- 0	0- 0			
0- 7	0- 0		0- 0	CONFERENCE	0- 1	0- 6	0- 3			
0- 3	0- 0		0- 0	HOME	0- 1	0- 2	0- 0			
0- 4	0- 0		0- 0	AWAY	0- 0	0- 4	0- 3			
0- 0	0- 0		0- 0	NEUTRAL	0- 0	0- 0	0- 0			

RPI 1-25				RPI 26-50				RPI 51-100				RPI 101+ Team's RPI : 349			
RPI	S	Opponent	Score	RPI	S	Opponent	Score	RPI	S	Opponent	Score	RPI	S	Opponent	Score
								70	H	Albany (NY)	52 61	135	H	Hartford	42 81
												161	A	New Hampshire	45 66
												176	H	Binghamton	46 76
												205	H	Columbia	77 70
												223	H	Holy Cross	56 84
												231	A	Texas Tech	65 93
												234	A	Stony Brook	50 59
												264	H	Cornell	53 71
												273	A	Colgate	64 84
												277	A	Fairfield	67 78
												289	A	Fairleigh Dickinson	51 60
												291	H	Morgan St.	59 65
												294	A	Vermont	55 63
												297	H	Massachusetts	63 73
												321	A	Rhode Island	64 81
												328	A	UMBC	54 66
												338	A	Saint Peter's	66 60
												348	A	Longwood	82 84
LAST 12 Division I GAMES:															
				234	A	Stony Brook	50 59	294	A	Vermont	55 63				
				176	H	Binghamton	46 76	264	H	Cornell	53 71				
				70	H	Albany (NY)	52 61	291	H	Morgan St.	59 65				
				161	A	New Hampshire	45 66	297	H	Massachusetts	63 73				
				328	A	UMBC	54 66	289	A	Fairleigh Dickinson	51 60				
				135	H	Hartford	42 81	338	A	Saint Peter's	66 60				

Non-Div I Games:	Fisher	102	47
------------------	--------	-----	----

UMass Lowell

■ Loss, ■ Non-Conf, S Site, H Home A Away N Neutral

Average RPI Win:	277	WON-LOST	WINNING	LAST 10	STRENGTH OF	OPP. STRENGTH	TEAM	ADJ.	CONF.	ADJ CONF.
Average RPI Loss:	156	RECORD	PCT. RANK	GAMES	SCHEDULE	OF SCHEDULE	RPI	RPI	RPI	RPI
DIV. I ONLY	8- 9	199	8- 2	304	265	245	245	29	29	
DIV. I NON-CONF.	2- 8	290	2- 2	292	151	319	319	29	29	
-----										
TOTALS	RPI 1-25	RPI 26-50	W-L RECORDS	RPI 51-100	RPI 101-999	RPI 201+				
8- 9	0- 1	0- 0	OVERALL	0- 1	8- 7	7- 2				
3- 5	0- 0	0- 0	HOME	0- 1	3- 4	2- 0				
5- 4	0- 1	0- 0	AWAY	0- 0	5- 3	5- 2				
0- 0	0- 0	0- 0	NEUTRAL	0- 0	0- 0	0- 0				
2- 8	0- 1	0- 0	NON-CONFERENCE	0- 1	2- 6	2- 2				
1- 4	0- 0	0- 0	HOME	0- 1	1- 3	1- 0				
1- 4	0- 1	0- 0	AWAY	0- 0	1- 3	1- 2				
0- 0	0- 0	0- 0	NEUTRAL	0- 0	0- 0	0- 0				
6- 1	0- 0	0- 0	CONFERENCE	0- 0	6- 1	5- 0				
2- 1	0- 0	0- 0	HOME	0- 0	2- 1	1- 0				
4- 0	0- 0	0- 0	AWAY	0- 0	4- 0	4- 0				
0- 0	0- 0	0- 0	NEUTRAL	0- 0	0- 0	0- 0				

RPI 1-25				RPI 26-50				RPI 51-100				RPI 101+				Team's RPI: 245
RPI	S	Opponent	Score	RPI	S	Opponent	Score	RPI	S	Opponent	Score	RPI	S	Opponent	Score	
17	A	NC State	55 87					72	H	Mercer	56 67	117	H	High Point	45 58	
												124	H	Middle Tenn.	57 72	
												146	A	Davidsen	50 58	
												149	H	Liberty	48 41	
												165	H	Furman	63 71	
												168	H	Charlotte	47 51	
												204	A	Radford	67 56	
												249	A	Campbell	60 52	
												283	H	Appalachian St.	69 60	
												288	A	Wofford	68 70	
												305	A	USC Upstate	76 70	
												308	A	Western Caro.	52 62	
												332	A	Charleston So.	78 61	
												344	A	Winthrop	70 48	
												348	H	Longwood	82 52	
-----																
LAST 12 Division I GAMES:																
332	A	Charleston So.	78 61	249	A	Campbell	60 52									
344	A	Winthrop	70 48	165	H	Furman	63 71									
149	H	Liberty	48 41	283	H	Appalachian St.	69 60									
348	H	Longwood	82 52	305	A	USC Upstate	76 70									
204	A	Radford	67 56	72	H	Mercer	56 67									
117	H	High Point	45 58	288	A	Wofford	68 70									

Non-Div I Games: Warren Wilson 100 53

UNC Asheville

Average RPI Win:	261	WON-LOST	WINNING	LAST 10	STRENGTH OF	OPP. STRENGTH	TEAM	ADJ.	CONF.	ADJ CONF.
Average RPI Loss:	157	RECORD	PCT. RANK	GAMES	SCHEDULE	OF SCHEDULE	RPI	RPI	RPI	RPI
DIV. I ONLY	5- 12	281	3- 5	125	304	236	236	17	17	
DIV. I NON-CONF.	3- 8	268	1- 3	188	336	256	256	17	17	
-----										
TOTALS	RPI 1-25	RPI 26-50	W-L RECORDS	RPI 51-100	RPI 101-999	RPI 201+				
5- 12	0- 1	0- 1	OVERALL	0- 2	5- 8	4- 4				
3- 3	0- 0	0- 0	HOME	0- 0	3- 3	2- 2				
2- 9	0- 1	0- 1	AWAY	0- 2	2- 5	2- 2				
0- 0	0- 0	0- 0	NEUTRAL	0- 0	0- 0	0- 0				
3- 8	0- 1	0- 1	NON-CONFERENCE	0- 0	3- 6	3- 4				
1- 3	0- 0	0- 0	HOME	0- 0	1- 3	1- 2				
2- 5	0- 1	0- 1	AWAY	0- 0	2- 3	2- 2				
0- 0	0- 0	0- 0	NEUTRAL	0- 0	0- 0	0- 0				
2- 4	0- 0	0- 0	CONFERENCE	0- 2	2- 2	1- 0				
2- 0	0- 0	0- 0	HOME	0- 0	2- 0	1- 0				
0- 4	0- 0	0- 0	AWAY	0- 2	0- 2	0- 0				
0- 0	0- 0	0- 0	NEUTRAL	0- 0	0- 0	0- 0				

RPI 1-25				RPI 26-50				RPI 51-100				RPI 101+ Team's RPI: 236			
RPI	S	Opponent	Score	RPI	S	Opponent	Score	RPI	S	Opponent	Score	RPI	S	Opponent	Score
19	A	Duke	54 85	32	A	Virginia	50 68	72	A	Mercer	57 80	117	H	High Point	72 81
								94	A	Chattanooga	42 49	132	A	ETSU	52 60
												165	H	Furman	76 74
												182	A	Samford	48 56
												198	A	Norfolk St.	63 64
												204	A	Radford	53 56
												249	H	Campbell	61 72
												262	A	Presbyterian	64 57
												279	A	Coastal Caro.	60 54
												286	A	Eastern Ky.	59 70
												288	H	Wofford	66 51
												301	H	Murray St.	52 63
												309	H	VCU	74 61
-----															
LAST 12 Division I GAMES:															
182	A	Samford	48 56	117	H	High Point	72 81	262	A	Presbyterian	64 57	198	A	Norfolk St.	63 64
72	A	Mercer	57 80	32	A	Virginia	50 68	301	H	Murray St.	52 63	19	A	Duke	54 85
165	H	Furman	76 74					94	A	Chattanooga	42 49				
288	H	Wofford	66 51												
132	A	ETSU	52 60												
94	A	Chattanooga	42 49												

Non-Div I Games: Greensboro 82 34 Tusculum 69 71 Lees-McRae 78 62 Southern Wesleyan 96 35  
UNCG

Average RPI Win:	298	WON-LOST	WINNING	LAST 10	STRENGTH OF	OPP. STRENGTH	TEAM	ADJ.	CONF.	ADJ CONF.
Average RPI Loss:	151	RECORD	PCT. RANK	GAMES	SCHEDULE	OF SCHEDULE	RPI	RPI	RPI	RPI
DIV. I ONLY	5- 12	281	2- 8	199	251	278	278	10	10	
DIV. I NON-CONF.	5- 4	146	3- 1	319	313	225	225	13	13	
-----										
TOTALS	RPI 1-25	RPI 26-50	W-L RECORDS	RPI 51-100	RPI 101-999	RPI 201+				
5- 12	0- 0	0- 1	OVERALL	0- 4	5- 7	5- 3				
4- 5	0- 0	0- 0	HOME	0- 2	4- 3	4- 0				
1- 7	0- 0	0- 1	AWAY	0- 2	1- 4	1- 1				
0- 0	0- 0	0- 0	NEUTRAL	0- 0	0- 0	0- 0				
5- 4	0- 0	0- 0	NON-CONFERENCE	0- 1	5- 3	5- 1				
4- 0	0- 0	0- 0	HOME	0- 0	4- 0	4- 0				
1- 4	0- 0	0- 0	AWAY	0- 1	1- 3	1- 1				
0- 0	0- 0	0- 0	NEUTRAL	0- 0	0- 0	0- 0				
0- 8	0- 0	0- 1	CONFERENCE	0- 3	0- 4	0- 2				
0- 5	0- 0	0- 0	HOME	0- 2	0- 3	0- 1				
0- 3	0- 0	0- 1	AWAY	0- 1	0- 1	0- 1				
0- 0	0- 0	0- 0	NEUTRAL	0- 0	0- 0	0- 0				

U  
N  
C  
WU  
N  
C  
W

RPI	S	Opponent	Score	RPI	S	Opponent	Score	RPI	S	Opponent	Score	RPI	S	Opponent	Score	Team's RPI: 278
				43	A	Drexel	42 68	80	A	Elon	67 75	145	H	William & Mary	53 66	
								86	A	North Carolina	60 86	147	A	Pittsburgh	55 74	
								87	H	James Madison	48 63	165	A	Furman	71 76	
								98	H	Delaware	49 82	193	H	Northeastern	47 54	
												217	H	Hofstra	61 69	
												244	H	East Carolina	66 62	
												270	A	Towson	71 72	
												279	A	Coastal Caro.	41 57	
												288	A	Wofford	65 60	
												309	H	VCU	83 67	
												313	H	Georgia St.	74 62	
												334	H	N.C. Central	89 63	
LAST 12 Division I GAMES:																
				87	H	James Madison	48 63	145	H	William & Mary	53 66					
				98	H	Delaware	49 82	80	A	Elon	67 75					
				43	A	Drexel	42 68	313	H	Georgia St.	74 62					
				270	A	Towson	71 72	288	A	Wofford	65 60					
				217	H	Hofstra	61 69	147	A	Pittsburgh	55 74					
				193	H	Northeastern	47 54	334	H	N.C. Central	89 63					

Non-Div I Games: Catawba 74 59 UNC Pembroke 73 64

UNCW

Average RPI Win:	205	WON-LOST	WINNING	LAST 10	STRENGTH OF	OPP. STRENGTH	TEAM	ADJ.	CONF.	ADJ CONF.
Average RPI Loss:	101	RECORD	PCT. RANK	GAMES	SCHEDULE	OF SCHEDULE	RPI	RPI	RPI	RPI
DIV. I ONLY	7- 10	229	5- 4	145	83	188	188	24	24	
DIV. I NON-CONF.	3- 7	254	1- 3	34	7	122	122	21	21	
-----										
TOTALS	RPI 1-25	RPI 26-50	W-L RECORDS	RPI 51-100	RPI 101-999	RPI 201+				
7- 10	0- 1	1- 2	OVERALL	1- 2	5- 5	4- 1				
5- 2	0- 1	0- 0	HOME	0- 1	5- 0	4- 0				
1- 8	0- 0	0- 2	AWAY	1- 1	0- 5	0- 1				
1- 0	0- 0	1- 0	NEUTRAL	0- 0	0- 0	0- 0				
3- 7	0- 1	1- 2	NON-CONFERENCE	1- 2	1- 2	0- 1				
1- 2	0- 1	0- 0	HOME	0- 1	1- 0	0- 0				
1- 5	0- 0	0- 2	AWAY	1- 1	0- 2	0- 1				
1- 0	0- 0	1- 0	NEUTRAL	0- 0	0- 0	0- 0				
4- 3	0- 0	0- 0	CONFERENCE	0- 0	4- 3	4- 0				
4- 0	0- 0	0- 0	HOME	0- 0	4- 0	4- 0				
0- 3	0- 0	0- 0	AWAY	0- 0	0- 3	0- 0				
0- 0	0- 0	0- 0	NEUTRAL	0- 0	0- 0	0- 0				

RPI 1-25				RPI 26-50				RPI 51-100				RPI 101+				Team's RPI: 188
RPI	S	Opponent	Score	RPI	S	Opponent	Score	RPI	S	Opponent	Score	RPI	S	Opponent	Score	
25	H	Iowa	47 71	35	A	South Dakota St.	47 57	51	A	UCF	43 53	116	A	Drake	64 81	
				47	N	Wyoming	55 40	74	A	Kansas St.	72 71	120	A	Missouri St.	52 62	
				50	A	Creighton	78 89	85	H	IUPUI	48 54	129	H	Iowa St.	57 53	
												131	A	North Dakota	72 80	
												162	A	Southern Ill.	53 60	
												239	A	Omaha	74 78	
												265	H	Valparaiso	77 56	
												281	H	Indiana St.	59 53	
												290	H	Loyola Chicago	70 41	
												346	H	Evansville	65 41	
LAST 12 Division I GAMES:																
				116	A	Drake	64 81	290	H	Loyola Chicago	70 41					
				281	H	Indiana St.	59 53	74	A	Kansas St.	72 71					
				346	H	Evansville	65 41	25	H	Iowa	47 71					
				120	A	Missouri St.	52 62	239	A	Omaha	74 78					
				162	A	Southern Ill.	53 60	131	A	North Dakota	72 80					
				265	H	Valparaiso	77 56	35	A	South Dakota St.	47 57					

Non-Div I Games: Wis.-Parkside 92 62

UNI



Average RPI Win:	200	WON-LOST	WINNING	LAST 10	STRENGTH OF	OPP. STRENGTH	TEAM	ADJ.	CONF.	ADJ CONF.
Average RPI Loss:	87	RECORD	PCT. RANK	GAMES	SCHEDULE	OF SCHEDULE	RPI	RPI	RPI	RPI
DIV. I ONLY	10- 8	134	5- 5	62	121	114	114	16	16	
DIV. I NON-CONF.	5- 6	187	1- 4	8	69	101	101	16	16	
-----										
TOTALS	RPI 1-25	RPI 26-50	W-L RECORDS	RPI 51-100	RPI 101-999	RPI 201+				
10- 8	0- 2	0- 3	OVERALL	2- 0	8- 3	5- 1				
7- 4	0- 1	0- 2	HOME	0- 0	7- 1	4- 0				
3- 2	0- 0	0- 1	AWAY	2- 0	1- 1	1- 0				
0- 2	0- 1	0- 0	NEUTRAL	0- 0	0- 1	0- 1				
5- 6	0- 2	0- 3	NON-CONFERENCE	1- 0	4- 1	2- 1				
4- 3	0- 1	0- 2	HOME	0- 0	4- 0	2- 0				
1- 1	0- 0	0- 1	AWAY	1- 0	0- 0	0- 0				
0- 2	0- 1	0- 0	NEUTRAL	0- 0	0- 1	0- 1				
5- 2	0- 0	0- 0	CONFERENCE	1- 0	4- 2	3- 0				
3- 1	0- 0	0- 0	HOME	0- 0	3- 1	2- 0				
2- 1	0- 0	0- 0	AWAY	1- 0	1- 1	1- 0				
0- 0	0- 0	0- 0	NEUTRAL	0- 0	0- 0	0- 0				

RPI 1-25				RPI 26-50				RPI 51-100				RPI 101+ Team's RPI: 114			
RPI	S	Opponent	Score	RPI	S	Opponent	Score	RPI	S	Opponent	Score	RPI	S	Opponent	Score
3	H	Mississippi St.	63 103	26	H	Syracuse	55 69	64	A	New Mexico	68 66	137	H	Portland St.	88 80
22	N	Buffalo	53 80	28	A	Stanford	33 74	65	A	Gonzaga	52 50	150	H	Fresno St.	72 74
				44	H	Minnesota	72 79					170	H	Colorado St.	56 52
												186	A	Boise St.	60 69
												190	H	UC Irvine	73 54
												217	H	Hofstra	68 52
												238	N	UC Riverside	88 95
												260	H	San Jose St.	79 60
												275	H	Grand Canyon	76 47
												302	A	Utah St.	63 54
												315	H	Air Force	69 57
-----															
LAST 12 Division I GAMES:															
150	H	Fresno St.	72 74	186	A	Boise St.	60 69	26	H	Syracuse	55 69	3	H	Mississippi St.	63 103
170	H	Colorado St.	56 52	26	H	Syracuse	55 69	3	H	Mississippi St.	63 103	28	A	Stanford	33 74
64	A	New Mexico	68 66	3	H	Mississippi St.	63 103	65	A	Gonzaga	52 50	22	N	Buffalo	53 80
315	H	Air Force	69 57	28	A	Stanford	33 74								
302	A	Utah St.	63 54	65	A	Gonzaga	52 50								
260	H	San Jose St.	79 60	22	N	Buffalo	53 80								

Non-Div I Games:

UNLV

Average RPI Win:	332	WON-LOST	WINNING	LAST 10	STRENGTH OF	OPP. STRENGTH	TEAM	ADJ.	CONF.	ADJ CONF.
Average RPI Loss:	176	RECORD	PCT. RANK	GAMES	SCHEDULE	OF SCHEDULE	RPI	RPI	RPI	RPI

DIV. I ONLY	3- 14	308	3- 6	192	335	305	305	22	22
DIV. I NON-CONF.	2- 10	300	2- 4	215	341	331	331	22	22
-----									
TOTALS	RPI 1-25	RPI 26-50	W-L RECORDS	RPI 51-100	RPI 101-999	RPI 201+			
3- 14	0- 0	0- 1	OVERALL	0- 2	3- 11	3- 7			
2- 6	0- 0	0- 0	HOME	0- 0	2- 6	2- 4			
1- 8	0- 0	0- 1	AWAY	0- 2	1- 5	1- 3			
0- 0	0- 0	0- 0	NEUTRAL	0- 0	0- 0	0- 0			
2- 10	0- 0	0- 0	NON-CONFERENCE	0- 2	2- 8	2- 6			
2- 4	0- 0	0- 0	HOME	0- 0	2- 4	2- 3			
0- 6	0- 0	0- 0	AWAY	0- 2	0- 4	0- 3			
0- 0	0- 0	0- 0	NEUTRAL	0- 0	0- 0	0- 0			
1- 4	0- 0	0- 1	CONFERENCE	0- 0	1- 3	1- 1			
0- 2	0- 0	0- 0	HOME	0- 0	0- 2	0- 1			
1- 2	0- 0	0- 1	AWAY	0- 0	1- 1	1- 0			
0- 0	0- 0	0- 0	NEUTRAL	0- 0	0- 0	0- 0			

RPI 1-25	RPI 26-50	RPI 51-100	RPI 101+	Team's RPI: 305
RPI S Opponent Score	RPI S Opponent Score	RPI S Opponent Score	RPI S Opponent Score	
	39 A FGCU 60 93	59 A Oklahoma St. 71 108 60 A Virginia Tech 56 87	121 H Jacksonville 45 71 145 A William & Mary 63 83 165 H Furman 59 80 179 A Stetson 61 62 210 A Gardner-Webb 39 60 239 H Omaha 66 69 242 H North Florida 61 65 244 A East Carolina 53 66 245 H UNC Asheville 70 76 249 A Campbell 49 69 262 H Presbyterian 69 83 324 H South Carolina St. 63 44 334 H N.C. Central 66 61 339 A NJIT 95 57	
LAST 12 Division I GAMES:				
121 H Jacksonville 45 71	59 A Oklahoma St. 71 108	245 H UNC Asheville 70 76	324 H South Carolina St. 63 44	
242 H North Florida 61 65	339 A NJIT 95 57	165 H Furman 59 80	210 A Gardner-Webb 39 60	
39 A FGCU 60 93	239 H Omaha 66 69	249 A Campbell 49 69		
179 A Stetson 61 62	262 H Presbyterian 69 83			
334 H N.C. Central 66 61				

Non-Div I Games: Brevard 109 39 Converse 71 51 Bob Jones 79 45

Average RPI Win:	238	WON-LOST	WINNING	LAST 10	STRENGTH OF	OPP. STRENGTH	TEAM	ADJ.	CONF.	ADJ CONF.
Average RPI Loss:	113	RECORD	PCT. RANK	GAMES	SCHEDULE	OF SCHEDULE	RPI	RPI	RPI	RPI
DIV. I ONLY	11- 9	146	6- 4	242	138	173	173	23	23	
DIV. I NON-CONF.	6- 5	153	1- 2	204	42	146	146	24	24	
-----										
TOTALS	RPI 1-25	RPI 26-50	W-L RECORDS	RPI 51-100	RPI 101-999	RPI 201+				
11- 9	0- 0	0- 1	OVERALL	0- 5	11- 3	7- 1				
8- 2	0- 0	0- 1	HOME	0- 1	8- 0	4- 0				
3- 7	0- 0	0- 0	AWAY	0- 4	3- 3	3- 1				
0- 0	0- 0	0- 0	NEUTRAL	0- 0	0- 0	0- 0				
6- 5	0- 0	0- 1	NON-CONFERENCE	0- 4	6- 0	3- 0				
5- 1	0- 0	0- 1	HOME	0- 0	5- 0	2- 0				
1- 4	0- 0	0- 0	AWAY	0- 4	1- 0	1- 0				
0- 0	0- 0	0- 0	NEUTRAL	0- 0	0- 0	0- 0				
5- 4	0- 0	0- 0	CONFERENCE	0- 1	5- 3	4- 1				
3- 1	0- 0	0- 0	HOME	0- 1	3- 0	2- 0				
2- 3	0- 0	0- 0	AWAY	0- 0	2- 3	2- 1				
0- 0	0- 0	0- 0	NEUTRAL	0- 0	0- 0	0- 0				

RPI	S	Opponent	Score	RPI	S	Opponent	Score	RPI	S	Opponent	Score	RPI	S	Opponent	Score	Team's RPI: 173
45	H	Houston	58 62	62	A	Georgia Tech	52 80	125	A	Little Rock	57 59	133	H	Louisiana	63 61	
				68	A	Utah	41 71	150	H	Fresno St.	67 54	155	H	San Francisco	56 54	
				74	A	Kansas St.	56 70	180	H	Oral Roberts	70 46	194	A	Arkansas St.	80 85	
				82	A	Arkansas	57 91	219	H	SMU	58 55	240	H	Troy	76 57	
				90	H	South Ala.	63 76	279	A	Coastal Caro.	76 89	283	A	Appalachian St.	64 60	
								296	H	Incarnate Word	61 48	312	A	UTSA	69 68	
								313	A	Georgia St.	81 76	333	H	La.-Monroe	70 61	
-----																
LAST 12 Division I GAMES:																
313	A	Georgia St.	81 76	240	H	Troy	76 57	283	A	Appalachian St.	64 60	279	A	Coastal Caro.	76 89	
333	H	La.-Monroe	70 61	82	A	Arkansas	57 91	155	H	San Francisco	56 54	62	A	Georgia Tech	52 80	
133	H	Louisiana	63 61	62	A	Georgia Tech	52 80									
194	A	Arkansas St.	80 85													
125	A	Little Rock	57 59													
90	H	South Ala.	63 76													

Non-Div I Games:

UT Arlington

Average RPI Win:	282	WON-LOST	WINNING	LAST 10	STRENGTH OF	OPP. STRENGTH	TEAM	ADJ.	CONF.	ADJ CONF.
Average RPI Loss:	138	RECORD	PCT. RANK	GAMES	SCHEDULE	OF SCHEDULE	RPI	RPI	RPI	RPI
DIV. I ONLY	7- 12	247	5- 5	168	266	226	226	25	25	
DIV. I NON-CONF.	2- 8	290	0- 3	112	109	262	262	27	27	
-----										
TOTALS	RPI 1-25	RPI 26-50	W-L RECORDS	RPI 51-100	RPI 101-999	RPI 201+				
7- 12	0- 1	0- 1	OVERALL	0- 3	7- 7	6- 3				
4- 3	0- 0	0- 0	HOME	0- 1	4- 2	4- 1				
3- 7	0- 1	0- 1	AWAY	0- 1	3- 4	2- 1				
0- 2	0- 0	0- 0	NEUTRAL	0- 1	0- 1	0- 1				
2- 8	0- 1	0- 1	NON-CONFERENCE	0- 2	2- 4	2- 1				
2- 1	0- 0	0- 0	HOME	0- 0	2- 1	2- 0				
0- 5	0- 1	0- 1	AWAY	0- 1	0- 2	0- 0				
0- 2	0- 0	0- 0	NEUTRAL	0- 1	0- 1	0- 1				
5- 4	0- 0	0- 0	CONFERENCE	0- 1	5- 3	4- 2				
2- 2	0- 0	0- 0	HOME	0- 1	2- 1	2- 1				
3- 2	0- 0	0- 0	AWAY	0- 0	3- 2	2- 1				
0- 0	0- 0	0- 0	NEUTRAL	0- 0	0- 0	0- 0				

RPI 1-25				RPI 26-50				RPI 51-100				RPI 101+				Team's RPI: 226
RPI	S	Opponent	Score	RPI	S	Opponent	Score	RPI	S	Opponent	Score	RPI	S	Opponent	Score	
5	A	Louisville	56 91	46	A	Purdue	58 60	71	N	Saint Mary's (CA)	58 69	152	A	SIUE	70 73	
								81	H	Belmont	63 65	162	A	Southern Ill.	72 84	
								94	A	Chattanooga	82 87	171	A	Jacksonville St.	61 57	
												181	H	Northwestern	63 71	
												194	A	Arkansas St.	73 84	
												212	N	Eastern Wash.	58 61	
												225	H	Morehead St.	76 81	
												229	H	N.C. A&T	76 63	
												232	A	Austin Peay	62 69	
												286	H	Eastern Ky.	77 49	
												301	A	Murray St.	97 80	
												308	H	Western Caro.	62 54	
												337	A	Eastern Ill.	72 44	
												343	H	Tennessee St.	80 68	
-----																
LAST 12 Division I GAMES:																
171	A	Jacksonville St.	61 57	232	A	Austin Peay	62 69	81	H	Belmont	63 65	343	H	Tennessee St.	80 68	
152	A	SIUE	70 73	46	A	Purdue	58 60	212	N	Eastern Wash.	58 61	46	A	Purdue	58 60	
337	A	Eastern Ill.	72 44	71	N	Saint Mary's (CA)	58 69	77	49			71	N	Saint Mary's (CA)	58 69	
225	H	Morehead St.	76 81													
286	H	Eastern Ky.	77 49													
301	A	Murray St.	97 80													

Non-Div I Games: Rhodes 90 49 Ala.-Huntsville 104 73

UT Martin

■ Loss, 
 ■ Non-Conf, 
 ■ S Site, 
 ■ Home 
 ■ Away 
 N Neutral

U  
T  
E  
P

UTEP				Through Games Of Jan. 25, 2018						
Average RPI Win: 233		WON-LOST RECORD	WINNING PCT. RANK	LAST 10 GAMES	STRENGTH OF SCHEDULE	OPP. STRENGTH OF SCHEDULE	TEAM RPI	ADJ. RPI	CONF. RPI	ADJ CONF. RPI
Average RPI Loss: 156										
DIV. I ONLY		12- 6	78	7- 3	220	237	128	128	18	18
DIV. I NON-CONF.		9- 4	82	4- 3	250	298	128	128	19	19
-----										
TOTALS		RPI 1-25	RPI 26-50	W-L RECORDS	RPI 51-100	RPI 101-999	RPI 201+			
12- 6	0- 0		0- 0	OVERALL	1- 1	11- 5	8- 1			
7- 2	0- 0		0- 0	HOME	1- 1	6- 1	4- 0			
3- 4	0- 0		0- 0	AWAY	0- 0	3- 4	3- 1			
2- 0	0- 0		0- 0	NEUTRAL	0- 0	2- 0	1- 0			
9- 4	0- 0		0- 0	NON-CONFERENCE	1- 1	8- 3	7- 1			
5- 1	0- 0		0- 0	HOME	1- 1	4- 0	4- 0			
2- 3	0- 0		0- 0	AWAY	0- 0	2- 3	2- 1			
2- 0	0- 0		0- 0	NEUTRAL	0- 0	2- 0	1- 0			
3- 2	0- 0		0- 0	CONFERENCE	0- 0	3- 2	1- 0			
2- 1	0- 0		0- 0	HOME	0- 0	2- 1	0- 0			
1- 1	0- 0		0- 0	AWAY	0- 0	1- 1	1- 0			
0- 0	0- 0		0- 0	NEUTRAL	0- 0	0- 0	0- 0			

U  
T  
E  
P

RPI 1-25				RPI 26-50				RPI 51-100				RPI 101+ Team's RPI: 128			
RPI	S	Opponent	Score	RPI	S	Opponent	Score	RPI	S	Opponent	Score	RPI	S	Opponent	Score
								64	H	New Mexico	35 59	107	A	Tulane	56 67
								82	H	Arkansas	64 61	124	H	Middle Tenn.	45 54
												168	H	Charlotte	67 58
												182	N	Samford	46 33
												194	A	Arkansas St.	73 76
												198	A	Fla. Atlantic	66 72
												198	H	Fla. Atlantic	75 70
												238	A	UC Riverside	73 62
												244	N	East Carolina	93 79
												247	A	New Mexico St.	68 76
												257	H	Texas Southern	65 55
												261	H	CSU Bakersfield	67 56
												266	H	A&M-Corpus Christi	69 49
												274	A	FIU	77 76
												298	A	Cal St. Fullerton	92 91
												323	H	Houston Baptist	69 62
LAST 12 Division I GAMES:															
				198	H	Fla. Atlantic	75 70	298	A	Cal St. Fullerton	92 91				
				124	H	Middle Tenn.	45 54	107	A	Tulane	56 67				
				168	H	Charlotte	67 58	182	N	Samford	46 33				
				198	A	Fla. Atlantic	66 72	244	N	East Carolina	93 79				
				274	A	FIU	77 76	247	A	New Mexico St.	68 76				
				238	A	UC Riverside	73 62	194	A	Arkansas St.	73 76				

Non-Div I Games:

UTEP

Average RPI Win: 296  
Average RPI Loss: 209

WON-LOST  
RECORD

WINNING  
PCT. RANK

LAST 10  
GAMES

STRENGTH OF  
SCHEDULE

OPP. STRENGTH  
OF SCHEDULE

TEAM  
RPI

ADJ.  
RPI

CONF.  
RPI

ADJ CONF.  
RPI

DIV. I ONLY	7- 10	229	2- 8	341	325	318	318	30	30
DIV. I NON-CONF.	7- 5	132	4- 3	332	309	250	250	30	30
<hr/>									
TOTALS	RPI 1-25	RPI 26-50	W-L RECORDS	RPI 51-100	RPI 101-999	RPI 201+			
7- 10	0- 0	0- 1	OVERALL	0- 1	7- 8	7- 7			
6- 4	0- 0	0- 1	HOME	0- 0	6- 3	6- 3			
1- 6	0- 0	0- 0	AWAY	0- 1	1- 5	1- 4			
0- 0	0- 0	0- 0	NEUTRAL	0- 0	0- 0	0- 0			
7- 5	0- 0	0- 1	NON-CONFERENCE	0- 1	7- 3	7- 2			
6- 1	0- 0	0- 1	HOME	0- 0	6- 0	6- 0			
1- 4	0- 0	0- 0	AWAY	0- 1	1- 3	1- 2			
0- 0	0- 0	0- 0	NEUTRAL	0- 0	0- 0	0- 0			
0- 5	0- 0	0- 0	CONFERENCE	0- 0	0- 5	0- 5			
0- 3	0- 0	0- 0	HOME	0- 0	0- 3	0- 3			
0- 2	0- 0	0- 0	AWAY	0- 0	0- 2	0- 2			
0- 0	0- 0	0- 0	NEUTRAL	0- 0	0- 0	0- 0			

RPI 1-25				RPI 26-50				RPI 51-100				RPI 101+				Team's RPI: 318
RPI	S	Opponent	Score	RPI	S	Opponent	Score	RPI	S	Opponent	Score	RPI	S	Opponent	Score	
				48	H	Southern California	64 71	59	A	Oklahoma St.	38 80	191	A	Wisconsin	54 82	
												209	A	Seattle U	56 64	
												231	A	Texas Tech	64 80	
												248	H	UMKC	52 54	
												261	H	CSU Bakersfield	64 67	
												266	A	A&M-Corpus Christi	41 71	
												266	H	A&M-Corpus Christi	56 53	
												271	A	North Dakota St.	82 79	
												275	H	Grand Canyon	59 65	
												295	H	Prairie View	78 62	
												297	H	Massachusetts	67 59	
												299	H	Canisius	63 46	
												300	A	Utah Valley	60 69	
												312	H	UTSA	70 58	
												335	H	Florida A&M	51 38	
<hr/>																
LAST 12 Division I GAMES:																
209	A	Seattle U	56 64	299	H	Canisius	63 46									
300	A	Utah Valley	60 69	231	A	Texas Tech	64 80									
275	H	Grand Canyon	59 65	191	A	Wisconsin	54 82									
261	H	CSU Bakersfield	64 67	271	A	North Dakota St.	82 79									
248	H	UMKC	52 54	312	H	UTSA	70 58									
48	H	Southern California	64 71	297	H	Massachusetts	67 59									

Non-Div I Games: Texas Lutheran 78 43 Concordia (TX) 67 49 Trinity (TX) 62 57

UTRGV

Loss, Non-Conf, S Site, H Home A Away N Neutral

Average RPI Win:	335	WON-LOST	WINNING	LAST 10	STRENGTH OF	OPP. STRENGTH	TEAM	ADJ.	CONF.	ADJ CONF.
Average RPI Loss:	166	RECORD	PCT. RANK	GAMES	SCHEDULE	OF SCHEDULE	RPI	RPI	RPI	RPI
DIV. I ONLY	2- 15	324	1- 8	177	288	312	312	18	18	
DIV. I NON-CONF.	1- 9	318	0- 4	220	263	320	320	19	19	
-----										
TOTALS	RPI 1-25	RPI 26-50	W-L RECORDS	RPI 51-100	RPI 101-999	RPI 201+				
2- 15	0- 1	0- 1	OVERALL	0- 1	2- 12	2- 3				
1- 5	0- 0	0- 0	HOME	0- 0	1- 5	1- 0				
0- 10	0- 1	0- 1	AWAY	0- 1	0- 7	0- 3				
1- 0	0- 0	0- 0	NEUTRAL	0- 0	1- 0	1- 0				
1- 9	0- 1	0- 1	NON-CONFERENCE	0- 0	1- 7	1- 2				
0- 3	0- 0	0- 0	HOME	0- 0	0- 3	0- 0				
0- 6	0- 1	0- 1	AWAY	0- 0	0- 4	0- 2				
1- 0	0- 0	0- 0	NEUTRAL	0- 0	1- 0	1- 0				
1- 6	0- 0	0- 0	CONFERENCE	0- 1	1- 5	1- 1				
1- 2	0- 0	0- 0	HOME	0- 0	1- 2	1- 0				
0- 4	0- 0	0- 0	AWAY	0- 1	0- 3	0- 1				
0- 0	0- 0	0- 0	NEUTRAL	0- 0	0- 0	0- 0				

RPI 1-25				RPI 26-50				RPI 51-100				RPI 101+				Team's RPI: 312
RPI	S	Opponent	Score	RPI	S	Opponent	Score	RPI	S	Opponent	Score	RPI	S	Opponent	Score	
11	A	Texas	70 120	31	A	Arizona St.	42 74	57	A	Western Ky.	38 73	122	A	Rice	52 83	
												124	H	Middle Tenn.	47 62	
												131	H	North Dakota	47 60	
												144	H	Northern Ill.	55 69	
												166	A	Texas St.	38 91	
												173	H	UT Arlington	68 69	
												195	A	San Diego	69 78	
												196	A	Louisiana Tech	55 63	
												198	H	Fla. Atlantic	65 99	
												298	A	Cal St. Fullerton	46 55	
												318	A	UTRGV	58 70	
												322	A	Old Dominion	63 69	
												322	H	Old Dominion	64 56	
												347	N	Mississippi Val.	68 55	
-----																
LAST 12 Division I GAMES:																
198	H	Fla. Atlantic	65 99	196	A	Louisiana Tech	55 63									
322	A	Old Dominion	63 69	298	A	Cal St. Fullerton	46 55									
57	A	Western Ky.	38 73	195	A	San Diego	69 78									
322	H	Old Dominion	64 56	166	A	Texas St.	38 91									
124	H	Middle Tenn.	47 62	318	A	UTRGV	58 70									
122	A	Rice	52 83	347	N	Mississippi Val.	68 55									

Non-Div I Games: Sul Ross St. 97 47 Tex. A&M-Commerce 60 69

UTSA

Average RPI Win:	170	WON-LOST	WINNING	LAST 10	STRENGTH OF	OPP. STRENGTH	TEAM	ADJ.	CONF.	ADJ CONF.
Average RPI Loss:	56	RECORD	PCT. RANK	GAMES	SCHEDULE	OF SCHEDULE	RPI	RPI	RPI	RPI
DIV. I ONLY	14- 5	54	7- 3	108	60	68	68	4	4	
DIV. I NON-CONF.	9- 2	34	3- 1	138	152	42	42	3	3	
-----										
TOTALS	RPI 1-25	RPI 26-50	W-L RECORDS	RPI 51-100	RPI 101-999	RPI 201+				
14- 5	0- 1	2- 2	OVERALL	2- 1	10- 1	5- 0				
8- 3	0- 1	1- 2	HOME	1- 0	6- 0	3- 0				
6- 2	0- 0	1- 0	AWAY	1- 1	4- 1	2- 0				
0- 0	0- 0	0- 0	NEUTRAL	0- 0	0- 0	0- 0				
9- 2	0- 0	1- 0	NON-CONFERENCE	1- 1	7- 1	3- 0				
7- 0	0- 0	1- 0	HOME	1- 0	5- 0	2- 0				
2- 2	0- 0	0- 0	AWAY	0- 1	2- 1	1- 0				
0- 0	0- 0	0- 0	NEUTRAL	0- 0	0- 0	0- 0				
5- 3	0- 1	1- 2	CONFERENCE	1- 0	3- 0	2- 0				
1- 3	0- 1	0- 2	HOME	0- 0	1- 0	1- 0				
4- 0	0- 0	1- 0	AWAY	1- 0	2- 0	1- 0				
0- 0	0- 0	0- 0	NEUTRAL	0- 0	0- 0	0- 0				

RPI	S	Opponent	Score	RPI	S	Opponent	Score	RPI	S	Opponent	Score	RPI	S	Opponent	Score
8	H	UCLA	74 81	31	A	Arizona St.	58 56	69	A	Washington St.	81 79	111	A	BYU	68 77
				31	H	Arizona St.	81 83	71	H	Saint Mary's (CA)	74 63	134	A	Washington	74 65
				46	H	Purdue	81 68	84	A	Al abama	60 65	141	A	Weber St.	85 58
				48	H	Southern Cal i forni a	47 58					159	H	Nevada	87 61
												173	H	UT Ar lington	71 41
												180	H	Oral Roberts	71 50
												207	H	Pepperdi ne	89 65
												282	A	Ari zona	80 56
												282	H	Ari zona	89 55
												296	H	Incarnate Word	90 31
												302	A	Utah St.	79 44
-----															
LAST 12 Di v i s i o n I GAMES:															
282	A	Ari zona	80 56	31	H	Ari zona St.	81 83	282	H	Ari zona	89 55	180	H	Oral Roberts	71 50
31	A	Ari zona St.	58 56	282	H	Ari zona	89 55	302	A	Utah St.	79 44	111	A	BYU	68 77
48	H	Southern Cal i forni a	47 58	180	H	Oral Roberts	71 50	207	H	Pepperdi ne	89 65				
8	H	UCLA	74 81												
69	A	Washington St.	81 79												
134	A	Washi ngton	74 65												

Non-Di v I Games:

Utah



Average RPI Win: 166

Average RPI Loss: 187

WON-LOST  
RECORDWINNING  
PCT. RANKLAST 10  
GAMESSTRENGTH OF  
SCHEDULEOPP. STRENGTH  
OF SCHEDULETEAM  
RPIADJ.  
RPICONF.  
RPIADJ CONF.  
RPIDIV. I ONLY  
DIV. I NON-CONF.3- 16  
1- 9315  
3182- 8  
0- 3206  
195213  
319302  
308302  
30816  
1616  
16

TOTALS

RPI 1-25

RPI 26-50

W-L RECORDS

RPI 51-100

RPI 101-999

RPI 201+

3- 16

0- 0

0- 2

OVERALL

0- 1

3- 13

1- 6

2- 5

0- 0

0- 0

HOME

0- 1

2- 4

1- 1

1- 9

0- 0

0- 1

AWAY

0- 0

1- 8

0- 4

0- 2

0- 0

0- 1

NEUTRAL

0- 0

0- 1

0- 1

1- 9

0- 0

0- 1

NON-CONFERENCE

0- 1

1- 7

0- 4

0- 3

0- 0

0- 0

HOME

0- 1

0- 2

0- 1

1- 4

0- 0

0- 0

AWAY

0- 0

1- 4

0- 2

0- 2

0- 0

0- 1

NEUTRAL

0- 0

0- 1

0- 1

2- 7

0- 0

0- 1

CONFERENCE

0- 0

2- 6

1- 2

2- 2

0- 0

0- 0

HOME

0- 0

2- 2

1- 0

0- 5

0- 0

0- 1

AWAY

0- 0

0- 4

0- 2

0- 0

0- 0

0- 0

NEUTRAL

0- 0

0- 0

0- 0

RPI 1-25

RPI 26-50

RPI 51-100

RPI 101+

Team's RPI: 302

RPI S Opponent Score

RPI S Opponent Score

RPI S Opponent Score

RPI S Opponent Score

47 A Wyoming 44 61  
49 N Oregon St. 55 94

68 H Utah 44 79

111 A BYU 76 69  
114 H UNLV 54 63  
142 A Idaho St. 44 64  
150 A Fresno St. 56 57  
159 H Nevada 79 57  
170 A Colorado St. 45 56  
186 H Boise St. 42 64  
190 A UC Irvine 84 87  
201 H Denver 72 74  
218 N Montana St. 52 64  
228 H San Diego St. 62 58  
260 A San Jose St. 66 79  
282 H Arizona 49 65  
300 A Utah Valley 43 61  
307 A Southern Utah 67 70  
315 A Air Force 50 57

LAST 12 Division I GAMES:

315 A Air Force 50 57 150 A Fresno St. 56 57  
47 A Wyoming 44 61 228 H San Diego St. 62 58  
186 H Boise St. 42 64 260 A San Jose St. 66 79  
159 H Nevada 79 57 68 H Utah 44 79  
170 A Colorado St. 45 56 201 H Denver 72 74  
114 H UNLV 54 63 300 A Utah Valley 43 61

Non-Div I Games:

Dixie St.

92 72

Utah St.

Average RPI Win:	286	WON-LOST	WINNING	LAST 10	STRENGTH OF	OPP. STRENGTH	TEAM	ADJ.	CONF.	ADJ CONF.
Average RPI Loss:	199	RECORD	PCT. RANK	GAMES	SCHEDULE	OF SCHEDULE	RPI	RPI	RPI	RPI
DIV. I ONLY	7- 11	239	4- 5	340	299	300	300	30	30	
DIV. I NON-CONF.	4- 9	249	3- 3	321	280	330	330	30	30	
-----										
TOTALS	RPI 1-25	RPI 26-50	W-L RECORDS	RPI 51-100	RPI 101-999	RPI 201+				
7- 11	0- 0	0- 1	OVERALL	0- 0	7- 10	6- 6				
5- 3	0- 0	0- 0	HOME	0- 0	5- 3	4- 2				
2- 8	0- 0	0- 0	AWAY	0- 0	2- 1	2- 1				
0- 0	0- 0	0- 0	NEUTRAL	0- 0	0- 0	0- 0				
4- 9	0- 0	0- 1	NON-CONFERENCE	0- 0	4- 8	3- 4				
4- 2	0- 0	0- 0	HOME	0- 0	4- 2	3- 1				
0- 7	0- 0	0- 1	AWAY	0- 0	0- 6	0- 3				
0- 0	0- 0	0- 0	NEUTRAL	0- 0	0- 0	0- 0				
3- 2	0- 0	0- 0	CONFERENCE	0- 0	3- 2	3- 2				
1- 1	0- 0	0- 0	HOME	0- 0	1- 1	1- 1				
2- 1	0- 0	0- 0	AWAY	0- 0	2- 1	2- 1				
0- 0	0- 0	0- 0	NEUTRAL	0- 0	0- 0	0- 0				

RPI 1-25				RPI 26-50				RPI 51-100				RPI 101+ Team's RPI: 300			
RPI	S	Opponent	Score	RPI	S	Opponent	Score	RPI	S	Opponent	Score	RPI	S	Opponent	Score
				49	A	Oregon St.	41 98					111	A	BYU	54 75
												141	A	Weber St.	57 75
												142	H	Idaho St.	58 70
												172	H	Cal Poly	89 70
												201	A	Denver	53 72
												207	A	Pepperdine	44 71
												212	A	Eastern Wash.	41 61
												247	H	New Mexico St.	72 82
												248	A	UMKC	66 59
												261	A	CSU Bakersfield	58 63
												298	H	Cal St. Fullerton	36 73
												302	H	Utah St.	61 43
												307	H	Southern Utah	69 61
												315	H	Air Force	59 56
												318	H	UTRGV	69 60
												319	A	Portland	64 71
												341	A	Chicago St.	68 30
-----															
LAST 12 Division I GAMES:															
				247	H	New Mexico St.	72 82	298	H	Cal St. Fullerton	36 73				
				318	H	UTRGV	69 60	172	H	Cal Poly	89 70				
				341	A	Chicago St.	68 30	142	H	Idaho St.	58 70				
				248	A	UMKC	66 59	302	H	Utah St.	61 43				
				261	A	CSU Bakersfield	58 63	315	H	Air Force	59 56				
				201	A	Denver	53 72	207	A	Pepperdine	44 71				

Non-Div I Games: Dixie St. 72 63 Antelope Valley 78 54

Utah Valley

Average RPI Win:	321	WON-LOST	WINNING	LAST 10	STRENGTH OF	OPP. STRENGTH	TEAM	ADJ.	CONF.	ADJ CONF.
Average RPI Loss:	167	RECORD	PCT. RANK	GAMES	SCHEDULE	OF SCHEDULE	RPI	RPI	RPI	RPI
DIV. I ONLY	4- 15	303	2- 8	268	254	309	309	13	13	
DIV. I NON-CONF.	3- 9	280	2- 3	290	318	325	325	11	11	
-----										
TOTALS	RPI 1-25	RPI 26-50	W-L RECORDS	RPI 51-100	RPI 101-999	RPI 201+				
4- 15	0- 0	0- 1	OVERALL	0- 4	4- 10	4- 6				
2- 5	0- 0	0- 0	HOME	0- 3	2- 2	2- 0				
1- 8	0- 0	0- 0	AWAY	0- 0	1- 0	1- 0				
1- 2	0- 0	0- 0	NEUTRAL	0- 1	1- 1	1- 0				
3- 9	0- 0	0- 1	NON-CONFERENCE	0- 1	3- 7	3- 4				
2- 2	0- 0	0- 0	HOME	0- 0	2- 2	2- 0				
0- 5	0- 0	0- 1	AWAY	0- 0	0- 4	0- 4				
1- 2	0- 0	0- 0	NEUTRAL	0- 1	1- 1	1- 0				
1- 6	0- 0	0- 0	CONFERENCE	0- 3	1- 3	1- 2				
0- 3	0- 0	0- 0	HOME	0- 3	0- 0	0- 0				
1- 3	0- 0	0- 0	AWAY	0- 0	1- 3	1- 2				
0- 0	0- 0	0- 0	NEUTRAL	0- 0	0- 0	0- 0				

RPI 1-25				RPI 26-50				RPI 51-100				RPI 101+				Team's RPI: 309	
RPI	S	Opponent	Score	RPI	S	Opponent	Score	RPI	S	Opponent	Score	RPI	S	Opponent	Score		
				44	A	Minnesota	63 108	52	H	Duquesne	51 70	104	N	Penn	52 82		
								72	N	Mercer	54 70	148	H	Georgetown	59 71		
								77	H	Fordham	54 64	169	A	Saint Joseph's	41 79		
								100	H	George Washington	39 61	198	H	Norfolk St.	52 66		
												204	A	Radford	62 79		
												213	A	La Salle	57 62		
												236	A	UNCG	61 74		
												278	A	UNCW	67 83		
												297	A	Massachusetts	75 79		
												304	H	Coppin St.	62 47		
												313	A	Georgia St.	56 61		
												321	A	Rhode Island	61 49		
												322	H	Old Dominion	68 39		
												336	N	Long Beach St.	69 59		
LAST 12 Division I GAMES:																	
				213	A	La Salle	57 62	169	A	Saint Joseph's	41 79						
				297	A	Massachusetts	75 79	336	N	Long Beach St.	69 59						
				77	H	Fordham	54 64	104	N	Penn	52 82						
				321	A	Rhode Island	61 49	148	H	Georgetown	59 71						
				52	H	Duquesne	51 70	304	H	Coppin St.	62 47						
				100	H	George Washington	39 61	204	A	Radford	62 79						

Non-Div I Games:

VCU

Average RPI Win:	307
Average RPI Loss:	138

DIV. I ONLY	7- 9	215	4- 5	335	207	265	265	24	24
DIV. I NON-CONF.	5- 4	146	3- 1	342	233	244	244	21	21
TOTALS	RPI 1-25	RPI 26-50	W-L RECORDS	RPI 51-100	RPI 101-999	RPI 201+			
7- 9	0- 0	0- 1	OVERALL	0- 0	7- 8	7- 1			
5- 1	0- 0	0- 0	HOME	0- 0	5- 1	5- 1			
2- 8	0- 0	0- 0	AWAY	0- 0	2- 0	2- 0			
0- 0	0- 0	0- 0	NEUTRAL	0- 0	0- 0	0- 0			
5- 4	0- 0	0- 1	NON-CONFERENCE	0- 0	5- 3	5- 0			
3- 0	0- 0	0- 0	HOME	0- 0	3- 0	3- 0			
2- 4	0- 0	0- 1	AWAY	0- 0	2- 3	2- 0			
0- 0	0- 0	0- 0	NEUTRAL	0- 0	0- 0	0- 0			
2- 5	0- 0	0- 0	CONFERENCE	0- 0	2- 5	2- 1			
2- 1	0- 0	0- 0	HOME	0- 0	2- 1	2- 1			
0- 4	0- 0	0- 0	AWAY	0- 0	0- 4	0- 0			
0- 0	0- 0	0- 0	NEUTRAL	0- 0	0- 0	0- 0			

RPI 1-25				RPI 26-50				RPI 51-100				RPI 101+ Team's RPI: 265			
RPI	S	Opponent	Score	RPI	S	Opponent	Score	RPI	S	Opponent	Score	RPI	S	Opponent	Score
				46	A	Purdue	49 95					115	A	Miami (OH)	68 77
												116	A	Drake	50 86
												120	A	Missouri St.	60 83
												126	A	Bowling Green	77 90
												149	A	Liberty	40 61
												162	A	Southern Ill.	63 74
												188	A	UNI	56 77
												216	H	Bradley	69 88
												251	H	Illinois St.	56 50
												275	H	Grand Canyon	80 75
												290	H	Loyola Chicago	76 60
												306	H	Fort Wayne	68 50
												337	A	Eastern Ill.	76 67
												341	H	Chicago St.	71 60
												348	A	Longwood	81 68
LAST 12 Division I GAMES:															
				162	A	Southern Ill.	63 74	116	A	Drake	50 86				
				120	A	Missouri St.	60 83	306	H	Fort Wayne	68 50				
				290	H	Loyola Chicago	76 60	337	A	Eastern Ill.	76 67				
				216	H	Bradley	69 88	341	H	Chicago St.	71 60				
				251	H	Illinois St.	56 50	46	A	Purdue	49 95				
				188	A	UNI	56 77	348	A	Longwood	81 68				

Val parai so

Average RPI	Win: 141	WON-LOST RECORD	WINNING PCT. RANK	LAST 10 GAMES	STRENGTH OF SCHEDULE	OPP. STRENGTH OF SCHEDULE	TEAM RPI	ADJ. RPI	CONF. RPI	ADJ CONF. RPI
Average RPI	Loss: 60									
DIV. I ONLY	5- 16	298	2- 8	8	19	130	130	2	2	
DIV. I NON-CONF.	4- 10	267	1- 4	30	18	154	154	2	2	
-----										
TOTALS	RPI 1-25	RPI 26-50	W-L RECORDS	RPI 51-100	RPI 101-999	RPI 201+				
5- 16	0- 6	0- 4	OVERALL	1- 2	4- 4	1- 0				
3- 8	0- 4	0- 1	HOME	0- 1	3- 2	1- 0				
2- 6	0- 2	0- 2	AWAY	1- 1	1- 1	0- 0				
0- 2	0- 0	0- 1	NEUTRAL	0- 0	0- 1	0- 0				
4- 10	0- 2	0- 3	NON-CONFERENCE	1- 1	3- 4	1- 0				
2- 5	0- 1	0- 1	HOME	0- 1	2- 2	1- 0				
2- 3	0- 1	0- 1	AWAY	1- 0	1- 1	0- 0				
0- 2	0- 0	0- 1	NEUTRAL	0- 0	0- 1	0- 0				
1- 6	0- 4	0- 1	CONFERENCE	0- 1	1- 0	0- 0				
1- 3	0- 3	0- 0	HOME	0- 0	1- 0	0- 0				
0- 3	0- 1	0- 1	AWAY	0- 1	0- 0	0- 0				
0- 0	0- 0	0- 0	NEUTRAL	0- 0	0- 0	0- 0				

RPI 1-25				RPI 26-50				RPI 51-100				RPI 101+				Team's RPI: 130	
RPI	S	Opponent	Score	RPI	S	Opponent	Score	RPI	S	Opponent	Score	RPI	S	Opponent	Score		
5	A	Louisville	57 79	26	N	Syracuse	78 84	81	H	Belmont	74 111	105	H	Kentucky	70 55		
9	A	Tennessee	73 86	33	H	Ball St.	79 88	84	A	Alabama	75 77	107	A	Tulane	59 71		
12	H	Missouri	70 81	37	A	Central Mich.	75 92	100	A	George Washington	69 59	118	A	Saint Louis	74 69		
16	H	Georgia	52 81	41	A	LSU	65 85					124	H	Middle Tenn.	54 65		
17	H	NC State	72 83									129	H	Iowa St.	77 74		
21	H	South Carolina	82 95									163	H	Memphis	60 71		
												191	N	Wisconsin	71 73		
												252	H	Lipscomb	92 82		
LAST 12 Division I GAMES:																	
				84	A	Alabama	75 77	41	A	LSU	65 85						
				21	H	South Carolina	82 95	252	H	Lipscomb	92 82						
				105	H	Kentucky	70 55	81	H	Belmont	74 111						
				12	H	Missouri	70 81	17	H	NC State	72 83						
				9	A	Tennessee	73 86	163	H	Memphis	60 71						
				16	H	Georgia	52 81	5	A	Louisville	57 79						

Non-Div I Games:

Vanderbilt

vermont

V  
e  
r  
m  
o  
n  
t

Vermont

Page 326

Average RPI Win:	131	WON-LOST	WINNING	LAST 10	STRENGTH OF	OPP. STRENGTH	TEAM	ADJ.	CONF.	ADJ CONF.
Average RPI Loss:	58	RECORD	PCT. RANK	GAMES	SCHEDULE	OF SCHEDULE	RPI	RPI	RPI	RPI
DIV. I ONLY	15- 5	48	5- 5	32	54	27	27	6	6	
DIV. I NON-CONF.	10- 1	16	2- 1	22	141	9	9	5	5	
-----										
TOTALS	RPI 1-25	RPI 26-50	W-L RECORDS	RPI 51-100	RPI 101-999	RPI 201+				
15- 5	1- 1	2- 2	OVERALL	3- 1	9- 1	2- 0				
4- 3	1- 1	1- 0	HOME	0- 1	2- 1	0- 0				
8- 2	0- 0	1- 2	AWAY	1- 0	6- 0	2- 0				
3- 0	0- 0	0- 0	NEUTRAL	2- 0	1- 0	0- 0				
10- 1	1- 0	1- 0	NON-CONFERENCE	2- 0	6- 1	2- 0				
2- 1	1- 0	0- 0	HOME	0- 0	1- 1	0- 0				
5- 0	0- 0	1- 0	AWAY	0- 0	4- 0	2- 0				
3- 0	0- 0	0- 0	NEUTRAL	2- 0	1- 0	0- 0				
5- 4	0- 1	1- 2	CONFERENCE	1- 1	3- 0	0- 0				
2- 2	0- 1	1- 0	HOME	0- 1	1- 0	0- 0				
3- 2	0- 0	0- 2	AWAY	1- 0	2- 0	0- 0				
0- 0	0- 0	0- 0	NEUTRAL	0- 0	0- 0	0- 0				

RPI 1-25				RPI 26-50				Team's RPI: 27				RPI 51-100				RPI 101+			
RPI	S	Opponent	Score	RPI	S	Opponent	Score	RPI	S	Opponent	Score	RPI	S	Opponent	Score	RPI	S	Opponent	Score
19	H	Duke	64 55	30	H	DePaul	84 58	58	N	American	65 60	104	H	Penn	77 79				
20	H	Marquette	57 67	38	A	St. John's (NY)	64 70	78	H	Butler	53 76	135	A	Hartford	71 53				
				41	A	Princeton	62 59	87	N	James Madison	60 57	148	A	Georgetown	60 58				
				50	A	Creighton	54 69	99	A	Seton Hall	67 59	160	H	Xavier	75 57				
												169	H	Saint Joseph's	79 44				
												174	A	Temple	69 65				
												177	N	Lehigh	62 42				
												184	A	Providence	63 55				
												213	A	La Salle	76 49				
												277	A	Fairfield	73 44				
-----																			
LAST 12 Division I GAMES:																			
20	H	Marquette	57 67	160	H	Xavier	75 57												
30	H	DePaul	84 58	78	H	Butler	53 76												
104	H	Penn	77 79	184	A	Providence	63 55												
38	A	St. John's (NY)	64 70	50	A	Creighton	54 69												
99	A	Seton Hall	67 59	213	A	La Salle	76 49												
148	A	Georgetown	60 58	174	A	Temple	69 65												

Non-Div I Games:

Villanova

Average RPI Win:	131	WON-LOST	WINNING	LAST 10	STRENGTH OF	OPP. STRENGTH	TEAM	ADJ.	CONF.	ADJ CONF.
Average RPI Loss:	27	RECORD	PCT. RANK	GAMES	SCHEDULE	OF SCHEDULE	RPI	RPI	RPI	RPI

DIV. I ONLY	14- 7	78	9- 1	16	12	32	32	1	1
DIV. I NON-CONF.	7- 6	165	3- 1	17	16	75	75	1	1
-----									
TOTALS	RPI 1-25	RPI 26-50	W-L RECORDS	RPI 51-100	RPI 101-999	RPI 201+			
14- 7	1- 5	1- 0	OVERALL	5- 2	7- 0	3- 0			
10- 3	0- 2	1- 0	HOME	3- 1	6- 0	3- 0			
2- 4	1- 3	0- 0	AWAY	0- 1	1- 0	0- 0			
2- 0	0- 0	0- 0	NEUTRAL	2- 0	0- 0	0- 0			
7- 6	0- 4	0- 0	NON-CONFERENCE	3- 2	4- 0	3- 0			
5- 3	0- 2	0- 0	HOME	1- 1	4- 0	3- 0			
0- 3	0- 2	0- 0	AWAY	0- 1	0- 0	0- 0			
2- 0	0- 0	0- 0	NEUTRAL	2- 0	0- 0	0- 0			
7- 1	1- 1	1- 0	CONFERENCE	2- 0	3- 0	0- 0			
5- 0	0- 0	1- 0	HOME	2- 0	2- 0	0- 0			
2- 1	1- 1	0- 0	AWAY	0- 0	1- 0	0- 0			
0- 0	0- 0	0- 0	NEUTRAL	0- 0	0- 0	0- 0			

RPI 1-25	RPI 26-50	Team's RPI: 32	RPI 51-100	RPI 101+
RPI S Opponent Score	RPI S Opponent Score		RPI S Opponent Score	RPI S Opponent Score
3 A Mississippi St. 53 68	26 H Syracuse 68 63		52 H Duquesne 63 74	112 H Clemson 70 41
14 A Rutgers 43 52			60 H Virginia Tech 61 52	147 H Pittsburgh 62 50
16 H Georgia 61 64			61 A Dayton 46 61	183 A Boston College 68 57
17 A NC State 73 63			73 N Indiana 82 72	187 H Hampton 66 62
19 A Duke 48 55			76 N Ohio 77 59	233 H Manhattan 69 47
24 H Maryland 59 60			86 H North Carolina 82 70	236 H UNCG 68 50
			88 H Harvard 50 48	314 H Central Conn. St. 103 59
-----				
LAST 12 Division I GAMES:				
86 H North Carolina 82 70	26 H Syracuse 68 63			
60 H Virginia Tech 61 52	147 H Pittsburgh 62 50			
19 A Duke 48 55	233 H Manhattan 69 47			
183 A Boston College 68 57	73 N Indiana 82 72			
112 H Clemson 70 41	76 N Ohio 77 59			
17 A NC State 73 63	14 A Rutgers 43 52			

Non-Div I Games:

Virginia



Average RPI Win:	171	WON-LOST	WINNING	LAST 10	STRENGTH OF	OPP. STRENGTH	TEAM	ADJ.	CONF.	ADJ CONF.
Average RPI Loss:	27	RECORD	PCT. RANK	GAMES	SCHEDULE	OF SCHEDULE	RPI	RPI	RPI	RPI
DIV. I ONLY	14- 7	78	5- 5	45	40	60	60	1	1	
DIV. I NON-CONF.	11- 2	23	4- 0	154	127	49	49	1	1	
-----										
TOTALS	RPI 1-25	RPI 26-50	W-L RECORDS	RPI 51-100	RPI 101-999	RPI 201+				
14- 7	0- 4	1- 2	OVERALL	3- 1	10- 0	5- 0				
10- 2	0- 2	0- 0	HOME	2- 0	8- 0	4- 0				
3- 3	0- 2	0- 1	AWAY	1- 0	2- 0	1- 0				
1- 2	0- 0	1- 1	NEUTRAL	0- 1	0- 0	0- 0				
11- 2	0- 0	1- 1	NON-CONFERENCE	2- 1	8- 0	5- 0				
7- 0	0- 0	0- 0	HOME	1- 0	6- 0	4- 0				
3- 0	0- 0	0- 0	AWAY	1- 0	2- 0	1- 0				
1- 2	0- 0	1- 1	NEUTRAL	0- 1	0- 0	0- 0				
3- 5	0- 4	0- 1	CONFERENCE	1- 0	2- 0	0- 0				
3- 2	0- 2	0- 0	HOME	1- 0	2- 0	0- 0				
0- 3	0- 2	0- 1	AWAY	0- 0	0- 0	0- 0				
0- 0	0- 0	0- 0	NEUTRAL	0- 0	0- 0	0- 0				

RPI 1-25				RPI 26-50				RPI 51-100				RPI 101+			
RPI	S	Opponent	Score	RPI	S	Opponent	Score	RPI	S	Opponent	Score	RPI	S	Opponent	Score
4	A	Florida St.	62 107	32	A	Virginia	52 61	51	H	UCF	86 69	109	H	Auburn	72 63
5	A	Louisville	56 67	34	N	West Virginia	61 79	62	H	Georgia Tech	68 62	117	H	High Point	86 63
17	H	NC State	51 68	43	N	Drexel	79 67	78	N	Butler	77 79	147	H	Pittsburgh	89 66
19	H	Duke	75 86					94	A	Chattanooga	64 44	164	A	Illinois	96 49
												183	H	Boston College	89 58
												204	H	Radford	68 42
												287	A	Monmouth	84 34
												305	H	USC Upstate	87 56
												310	H	UMES	90 52
												316	H	Wagner	99 32
LAST 12 Division I GAMES:															
62	H	Georgia Tech	68 62	183	H	Boston College	89 58								
32	A	Virginia	52 61	17	H	NC State	51 68								
19	H	Duke	75 86	117	H	High Point	86 63								
4	A	Florida St.	62 107	287	A	Monmouth	84 34								
147	H	Pittsburgh	89 66	94	A	Chattanooga	64 44								
5	A	Louisville	56 67	310	H	UMES	90 52								

Non-Div I Games:

Virginia Tech

Average RPI Win: 314  
Average RPI Loss: 187

WON-LOST  
RECORD

WINNING  
PCT. RANK

LAST 10  
GAMES

STRENGTH OF  
SCHEDULE

OPP. STRENGTH  
OF SCHEDULE

TEAM  
RPI

ADJ.  
RPI

CONF.  
RPI

ADJ CONF.  
RPI

DIV. I ONLY	2- 16	329	1- 9	190	323	316	316	28	28
DIV. I NON-CONF.	1- 9	318	1- 3	101	279	291	291	28	28
TOTALS	RPI 1-25	RPI 26-50	W-L RECORDS	RPI 51-100	RPI 101-999	RPI 201+			
2- 16	0- 0	0- 1	OVERALL	0- 3	2- 12	2- 8			
1- 6	0- 0	0- 1	HOME	0- 0	1- 5	1- 2			
1- 10	0- 0	0- 0	AWAY	0- 3	1- 7	1- 6			
0- 0	0- 0	0- 0	NEUTRAL	0- 0	0- 0	0- 0			
1- 9	0- 0	0- 1	NON-CONFERENCE	0- 3	1- 5	1- 3			
1- 2	0- 0	0- 1	HOME	0- 0	1- 1	1- 0			
0- 7	0- 0	0- 0	AWAY	0- 3	0- 4	0- 3			
0- 0	0- 0	0- 0	NEUTRAL	0- 0	0- 0	0- 0			
1- 7	0- 0	0- 0	CONFERENCE	0- 0	1- 7	1- 5			
0- 4	0- 0	0- 0	HOME	0- 0	0- 4	0- 2			
1- 3	0- 0	0- 0	AWAY	0- 0	1- 3	1- 3			
0- 0	0- 0	0- 0	NEUTRAL	0- 0	0- 0	0- 0			

RPI S Opponent	Score	RPI S Opponent	Score	RPI S Opponent	Score	RPI S Opponent	Score	Team's RPI: 316
		41 H Princeton	37 58	60 A Virginia Tech	32 99	140 H Robert Morris	52 58	
				70 A Albany (NY)	44 89	143 H Saint Francis (PA)	76 79	
				87 A James Madison	45 68	161 H New Hampshire	53 65	
						174 A Temple	36 70	
						222 A Lafayette	52 70	
						234 A Stony Brook	50 69	
						250 A LIU Brooklyn	69 74	
						258 H Sacred Heart	55 72	
						270 A Towson	42 64	
						272 A St. Francis Brooklyn	76 80	
						280 A Bryant	75 66	
						289 H Fairleigh Dickinson	64 74	
						314 A Central Conn. St.	56 59	
						348 H Longwood	60 43	
LAST 12 Division I GAMES:								
143 H Saint Francis (PA)	76 79	314 A Central Conn. St.	56 59					
140 H Robert Morris	52 58	280 A Bryant	75 66					
272 A St. Francis Brooklyn	76 80	222 A Lafayette	52 70					
250 A LIU Brooklyn	69 74	41 H Princeton	37 58					
258 H Sacred Heart	55 72	348 H Longwood	60 43					
289 H Fairleigh Dickinson	64 74	270 A Towson	42 64					

Non-Div I Games: Staten Island 63 58

Wagner

Average RPI Win:	196	WON-LOST	WINNING	LAST 10	STRENGTH OF	OPP. STRENGTH	TEAM	ADJ.	CONF.	ADJ CONF.
Average RPI Loss:	58	RECORD	PCT. RANK	GAMES	SCHEDULE	OF SCHEDULE	RPI	RPI	RPI	RPI
DIV. I ONLY	10- 11	190	4- 6	47	35	106	106	1	1	
DIV. I NON-CONF.	8- 5	111	4- 0	197	115	125	125	1	1	
-----										
TOTALS	RPI 1-25	RPI 26-50	W-L RECORDS	RPI 51-100	RPI 101-999	RPI 201+				
10- 11	0- 5	0- 1	OVERALL	2- 4	8- 1	5- 1				
5- 6	0- 4	0- 0	HOME	1- 2	4- 0	3- 0				
5- 3	0- 1	0- 0	AWAY	1- 2	4- 0	2- 0				
0- 2	0- 0	0- 1	NEUTRAL	0- 0	0- 1	0- 1				
8- 5	0- 1	0- 1	NON-CONFERENCE	1- 2	7- 1	5- 1				
5- 1	0- 0	0- 0	HOME	1- 1	4- 0	3- 0				
3- 2	0- 1	0- 0	AWAY	0- 1	3- 0	2- 0				
0- 2	0- 0	0- 1	NEUTRAL	0- 0	0- 1	0- 1				
2- 6	0- 4	0- 0	CONFERENCE	1- 2	1- 0	0- 0				
0- 5	0- 4	0- 0	HOME	0- 1	0- 0	0- 0				
2- 1	0- 0	0- 0	AWAY	1- 1	1- 0	0- 0				
0- 0	0- 0	0- 0	NEUTRAL	0- 0	0- 0	0- 0				

RPI 1-25				RPI 26-50				RPI 51-100				RPI 101+ Team's RPI: 106			
RPI	S	Opponent	Score	RPI	S	Opponent	Score	RPI	S	Opponent	Score	RPI	S	Opponent	Score
2	H	Notre Dame	73 96	44	N	Minnesota	81 93	62	A	Georgia Tech	67 79	147	A	Pittsburgh	58 49
4	H	Florida St.	79 81					67	A	Miami (FL)	61 50	160	A	Xavier	62 57
14	A	Rutgers	51 65					79	A	Penn St.	58 68	168	H	Charlotte	71 69
17	H	NC State	68 82					80	H	Elon	53 51	217	N	Hofstra	66 69
19	H	Duke	67 80					86	H	North Carolina	76 79	230	A	Richmond	85 81
								99	H	Seton Hall	57 67	254	A	Col. of Charleston	77 40
												257	H	Texas Southern	73 56
												283	H	Appalachian St.	78 49
												310	H	UMES	92 50
-----															
LAST 12 Division I GAMES:															
17	H	NC State	68 82	147	A	Pittsburgh	58 49	2	H	Notre Dame	73 96	254	A	Col. of Charleston	77 40
62	A	Georgia Tech	67 79	2	H	Notre Dame	73 96	168	H	Charlotte	71 69	310	H	UMES	92 50
4	H	Florida St.	79 81	254	A	Col. of Charleston	77 40	283	H	Appalachian St.	78 49				
86	H	North Carolina	76 79												
19	H	Duke	67 80												
67	A	Miami (FL)	61 50												

Non-Div I Games:

Wake Forest

Average RPI Win:	172	WON-LOST	WINNING	LAST 10	STRENGTH OF	OPP. STRENGTH	TEAM	ADJ.	CONF.	ADJ CONF.
Average RPI Loss:	67	RECORD	PCT. RANK	GAMES	SCHEDULE	OF SCHEDULE	RPI	RPI	RPI	RPI
DIV. I ONLY	7- 12	247	2- 8	38	27	134	134	4	4	
DIV. I NON-CONF.	6- 5	153	2- 2	80	71	111	111	3	3	
-----										
TOTALS	RPI 1-25	RPI 26-50	W-L RECORDS	RPI 51-100	RPI 101-999	RPI 201+				
7- 12	0- 4	1- 2	OVERALL	1- 3	5- 3	3- 0				
5- 3	0- 0	0- 0	HOME	1- 1	4- 2	3- 0				
1- 7	0- 3	0- 2	AWAY	0- 1	1- 1	0- 0				
1- 2	0- 1	1- 0	NEUTRAL	0- 1	0- 0	0- 0				
6- 5	0- 2	1- 0	NON-CONFERENCE	0- 1	5- 2	3- 0				
4- 1	0- 0	0- 0	HOME	0- 0	4- 1	3- 0				
1- 2	0- 1	0- 0	AWAY	0- 0	1- 1	0- 0				
1- 2	0- 1	1- 0	NEUTRAL	0- 1	0- 0	0- 0				
1- 7	0- 2	0- 2	CONFERENCE	1- 2	0- 1	0- 0				
1- 2	0- 0	0- 0	HOME	1- 1	0- 1	0- 0				
0- 5	0- 2	0- 2	AWAY	0- 1	0- 0	0- 0				
0- 0	0- 0	0- 0	NEUTRAL	0- 0	0- 0	0- 0				

RPI 1-25				RPI 26-50				RPI 51-100				RPI 101+ Team's RPI: 134			
RPI	S	Opponent	Score	RPI	S	Opponent	Score	RPI	S	Opponent	Score	RPI	S	Opponent	Score
6	A	Oregon	83 94	28	A	Stanford	45 71	68	H	Utah	65 74	111	H	BYU	80 72
7	A	Ohio St.	76 85	49	A	Oregon St.	63 75	69	A	Washington St.	75 78	136	H	Colorado	61 66
11	N	Texas	68 92	50	N	Creighton	67 64	69	H	Washington St.	56 49	142	H	Idaho St.	59 79
18	A	Cal i fornia	60 69					86	N	North Carolina	78 90	174	A	Idaho	81 69
												186	A	Boise St.	62 85
												209	H	Seattle U	84 76
												275	H	Grand Canyon	79 65
												319	H	Portland	93 67
-----															
LAST 12 Division I GAMES:															
69	H	Washington St.	56 49	6	A	Oregon	83 94	49	A	Oregon St.	63 75	209	H	Seattle U	84 76
69	A	Washington St.	75 78	28	A	Stanford	45 71	86	N	North Carolina	78 90	275	H	Grand Canyon	79 65
18	A	Cal i fornia	60 69	136	H	Colorado	61 66	186	A	Boise St.	62 85				
68	H	Utah	65 74												

Non-Div I Games:

Washington

Average RPI	Win: 119	WON-LOST	WINNING	LAST 10	STRENGTH OF	OPP. STRENGTH	TEAM	ADJ.	CONF.	ADJ CONF.
Average RPI	Loss: 57	RECORD	PCT. RANK	GAMES	SCHEDULE	OF SCHEDULE	RPI	RPI	RPI	RPI
DIV. I ONLY	9- 11	203	4- 6	11	34	69	69	4	4	
DIV. I NON-CONF.	7- 5	132	3- 1	7	61	34	34	3	3	
-----										
TOTALS	RPI 1-25	RPI 26-50	W-L RECORDS	RPI 51-100	RPI 101-999	RPI 201+				
9- 11	1- 2	0- 3	OVERALL	1- 4	7- 2	0- 0				
4- 3	0- 0	0- 0	HOME	0- 2	4- 1	0- 0				
3- 7	0- 2	0- 2	AWAY	1- 2	2- 1	0- 0				
2- 1	1- 0	0- 1	NEUTRAL	0- 0	1- 0	0- 0				
7- 5	1- 0	0- 1	NON-CONFERENCE	1- 3	5- 1	0- 0				
2- 2	0- 0	0- 0	HOME	0- 1	2- 1	0- 0				
3- 2	0- 0	0- 0	AWAY	1- 2	2- 0	0- 0				
2- 1	1- 0	0- 1	NEUTRAL	0- 0	1- 0	0- 0				
2- 6	0- 2	0- 2	CONFERENCE	0- 1	2- 1	0- 0				
2- 1	0- 0	0- 0	HOME	0- 1	2- 0	0- 0				
0- 5	0- 2	0- 2	AWAY	0- 0	0- 1	0- 0				
0- 0	0- 0	0- 0	NEUTRAL	0- 0	0- 0	0- 0				

RPI 1-25				RPI 26-50				RPI 51-100				Team's RPI: 69				RPI 101+			
RPI	S	Opponent	Score	RPI	S	Opponent	Score	RPI	S	Opponent	Score	RPI	S	Opponent	Score	RPI	S	Opponent	Score
6	A	Oregon	56 89	28	A	Stanford	57 70	54	A	UC Davis	76 91	105	H	Kentucky	68 73				
14	N	Rutgers	63 60	29	N	South Fla.	45 82	56	A	Nebraska	73 61	118	H	Saint Louis	85 63				
18	A	Cal i forni a	60 66	49	A	Oregon St.	53 71	65	H	Gonzaga	56 64	132	N	ETSU	80 76				
								68	H	Utah	79 81	134	A	Washi ngton	49 56				
								71	A	Sai nt Mary' s (CA)	75 81	134	H	Washi ngton	78 75				
												136	H	Col orado	89 75				
												142	H	Idaho St.	72 55				
												155	A	San Franci sco	74 70				
												186	A	Boi se St.	61 53				
-----																			
LAST 12 Di vi si on I GAMES:																			
134	A	Washi ngton	49 56	49	A	Oregon St.	53 71												
134	H	Washi ngton	78 75	6	A	Oregon	56 89												
18	A	Cal i forni a	60 66	56	A	Nebraska	73 61												
28	A	Stanford	57 70	186	A	Boi se St.	61 53												
68	H	Utah	79 81	65	H	Gonzaga	56 64												
136	H	Col orado	89 75	118	H	Sai nt Loui s	85 63												

Non-Di v I Games:

Washington St.

Average RPI Win:	232	WON-LOST	WINNING	LAST 10	STRENGTH OF	OPP. STRENGTH	TEAM	ADJ.	CONF.	ADJ CONF.
Average RPI Loss:	137	RECORD	PCT. RANK	GAMES	SCHEDULE	OF SCHEDULE	RPI	RPI	RPI	RPI
DIV. I ONLY	11- 5	70	7- 3	310	132	141	141	19	19	
DIV. I NON-CONF.	6- 3	87	3- 2	307	136	164	164	14	14	
<hr/>										
TOTALS	RPI 1-25	RPI 26-50	W-L RECORDS	RPI 51-100	RPI 101-999	RPI 201+				
11- 5	0- 1	0- 0	OVERALL	1- 1	10- 3	8- 1				
6- 1	0- 0	0- 0	HOME	1- 1	5- 0	4- 0				
5- 4	0- 1	0- 0	AWAY	0- 0	5- 3	4- 1				
0- 0	0- 0	0- 0	NEUTRAL	0- 0	0- 0	0- 0				
6- 3	0- 1	0- 0	NON-CONFERENCE	0- 1	6- 1	6- 0				
4- 1	0- 0	0- 0	HOME	0- 1	4- 0	4- 0				
2- 2	0- 1	0- 0	AWAY	0- 0	2- 1	2- 0				
0- 0	0- 0	0- 0	NEUTRAL	0- 0	0- 0	0- 0				
5- 2	0- 0	0- 0	CONFERENCE	1- 0	4- 2	2- 1				
2- 0	0- 0	0- 0	HOME	1- 0	1- 0	0- 0				
3- 2	0- 0	0- 0	AWAY	0- 0	3- 2	2- 1				
0- 0	0- 0	0- 0	NEUTRAL	0- 0	0- 0	0- 0				

RPI 1-25				RPI 26-50				RPI 51-100				RPI 101+				Team's RPI: 141
RPI	S	Opponent	Score	RPI	S	Opponent	Score	RPI	S	Opponent	Score	RPI	S	Opponent	Score	
6	A	Oregon	87 114					53	H	Northern Colo.	82 73	131	H	North Dakota	80 69	
								68	H	Utah	58 85	137	A	Portland St.	64 77	
												142	A	Idaho St.	76 70	
												150	A	Fresno St.	78 81	
												207	H	Pepperdine	71 61	
												215	A	CSUN	64 61	
												268	A	Sacramento St.	78 56	
												296	H	Incarnate Word	79 55	
												300	H	Utah Valley	75 57	
												307	A	Southern Utah	77 64	
												315	H	Air Force	62 52	
												319	A	Portland	91 70	
												325	A	Northern Ari z.	75 76	
<hr/>																
LAST 12 Division I GAMES:																
137	A	Portland St.	64 77	142	A	Idaho St.	76 70									
268	A	Sacramento St.	78 56	150	A	Fresno St.	78 81									
131	H	North Dakota	80 69	319	A	Portland	91 70									
53	H	Northern Colo.	82 73	315	H	Air Force	62 52									
307	A	Southern Utah	77 64	207	H	Pepperdine	71 61									
325	A	Northern Ari z.	75 76	6	A	Oregon	87 114									

Non-Div I Games: Westminster (UT) 64 58 Antelope Valley 80 70

Weber St.

Average RPI Win:	169	WON-LOST	WINNING	LAST 10	STRENGTH OF	OPP. STRENGTH	TEAM	ADJ.	CONF.	ADJ CONF.
Average RPI Loss:	52	RECORD	PCT. RANK	GAMES	SCHEDULE	OF SCHEDULE	RPI	RPI	RPI	RPI
DIV. I ONLY	17- 4	28	6- 4	75	77	34	34	5	5	
DIV. I NON-CONF.	12- 0	1	3- 0	161	160	20	20	6	6	
-----										
TOTALS	RPI 1-25	RPI 26-50	W-L RECORDS	RPI 51-100	RPI 101-999	RPI 201+				
17- 4	1- 1	1- 0	OVERALL	3- 3	12- 0	8- 0				
9- 2	0- 0	0- 0	HOME	0- 2	9- 0	7- 0				
4- 2	1- 1	0- 0	AWAY	1- 1	2- 0	0- 0				
4- 0	0- 0	1- 0	NEUTRAL	2- 0	1- 0	1- 0				
12- 0	1- 0	1- 0	NON-CONFERENCE	2- 0	8- 0	7- 0				
7- 0	0- 0	0- 0	HOME	0- 0	7- 0	6- 0				
1- 0	1- 0	0- 0	AWAY	0- 0	0- 0	0- 0				
4- 0	0- 0	1- 0	NEUTRAL	2- 0	1- 0	1- 0				
5- 4	0- 1	0- 0	CONFERENCE	1- 3	4- 0	1- 0				
2- 2	0- 0	0- 0	HOME	0- 2	2- 0	1- 0				
3- 2	0- 1	0- 0	AWAY	1- 1	2- 0	0- 0				
0- 0	0- 0	0- 0	NEUTRAL	0- 0	0- 0	0- 0				

RPI 1-25				RPI 26-50				RPI 51-100				RPI 101+			
RPI	S	Opponent	Score	RPI	S	Opponent	Score	RPI	S	Opponent	Score	RPI	S	Opponent	Score
11	A	Texas	58 79	43	N	Drexel	75 42	59	A	Oklahoma St.	73 79	123	A	Kansas	74 54
15	A	Texas A&M	70 56					60	N	Virginia Tech	79 61	129	A	Iowa St.	69 59
								63	A	TCU	87 82	129	H	Iowa St.	57 49
								63	H	TCU	74 76	147	H	Pittsburgh	73 52
								74	H	Kansas St.	52 60	204	N	Radford	75 55
								78	N	Butler	75 68	225	H	Morehead St.	66 56
-----															
Team's RPI: 34															
LAST 12 Division I GAMES:															
231	H	Texas Tech	82 52	74	H	Kansas St.	52 60	11	A	Texas	58 79	225	H	Morehead St.	66 56
129	A	Iowa St.	69 59	63	A	TCU	87 82	291	H	Morgan St.	84 41	204	N	Radford	75 55
59	A	Oklahoma St.	73 79	225	H	Morehead St.	66 56								
63	H	TCU	74 76												
123	A	Kansas	74 54												
129	H	Iowa St.	57 49												

Non-Div I Games:

West Virginia

Average RPI	Win:	225	WON-LOST	WINNING	LAST 10	STRENGTH OF	OPP. STRENGTH	TEAM	ADJ.	CONF.	ADJ CONF.
Average RPI	Loss:	182	RECORD	PCT. RANK	GAMES	SCHEDULE	OF SCHEDULE	RPI	RPI	RPI	RPI
DIV. I ONLY		2- 17		334	0- 8	130		318	308	17	17
DIV. I NON-CONF.		2- 11		305	0- 4	176		339	314	17	17
-----											
TOTALS	RPI 1-25		RPI 26-50		W-L RECORDS	RPI 51-100		RPI 101-999		RPI 201+	
2- 17	0- 2		0- 0		OVERALL	0- 2		2- 13		2- 8	
2- 5	0- 0		0- 0		HOME	0- 0		2- 5		2- 3	
0- 12	0- 2		0- 0		AWAY	0- 2		0- 8		0- 5	
0- 0	0- 0		0- 0		NEUTRAL	0- 0		0- 0		0- 0	
2- 11	0- 2		0- 0		NON-CONFERENCE	0- 0		2- 9		2- 7	
2- 3	0- 0		0- 0		HOME	0- 0		2- 3		2- 2	
0- 8	0- 2		0- 0		AWAY	0- 0		0- 6		0- 5	
0- 0	0- 0		0- 0		NEUTRAL	0- 0		0- 0		0- 0	
0- 6	0- 0		0- 0		CONFERENCE	0- 2		0- 4		0- 1	
0- 2	0- 0		0- 0		HOME	0- 0		0- 2		0- 1	
0- 4	0- 0		0- 0		AWAY	0- 2		0- 2		0- 0	
0- 0	0- 0		0- 0		NEUTRAL	0- 0		0- 0		0- 0	

RPI	S	Opponent	Score	RPI	S	Opponent	Score	RPI	S	Opponent	Score	RPI	S	Opponent	Score
16	A	Georgia	50 76					72	A	Mercer	50 72	117	A	High Point	69 75
21	A	South Carolina	43 101					94	A	Chattanooga	32 47	132	A	ETSU	50 66
												146	H	Davids on	57 70
												165	H	Furman	59 68
												182	A	Samford	54 62
												204	H	Radford	39 27
												210	A	Gardner-Webb	67 70
												226	A	UT Martin	54 62
												229	A	N. C. A&T	59 68
												245	H	UNC Asheville	62 52
												249	A	Campbell	51 58
												286	H	Eastern Ky.	59 62
												288	H	Wofford	48 54
												324	A	South Carolina St.	45 75
												335	H	Florida A&M	63 80
-----															
Team's RPI: 308															
LAST 12 Division I GAMES:															
72	A	Mercer	50 72	210	A	Gardner-Webb	67 70								
182	A	Samford	54 62	117	A	High Point	69 75								
288	H	Wofford	48 54	229	A	N. C. A&T	59 68								
165	H	Furman	59 68	324	A	South Carolina St.	45 75								
94	A	Chattanooga	32 47	204	H	Radford	39 27								
132	A	ETSU	50 66	249	A	Campbell	51 58								

Non-Div I Games: Warren Wilson 114 54 Brevard 79 34

Western Caro.



Average RPI Win:	226	WON-LOST	WINNING	LAST 10	STRENGTH OF	OPP. STRENGTH	TEAM	ADJ.	CONF.	ADJ CONF.
Average RPI Loss:	106	RECORD	PCT. RANK	GAMES	SCHEDULE	OF SCHEDULE	RPI	RPI	RPI	RPI
DIV. I ONLY	13- 6	73	6- 4	236	170	110	110	14	14	
DIV. I NON-CONF.	8- 4	87	3- 2	272	169	120	120	15	15	
-----										
TOTALS	RPI 1-25	RPI 26-50	W-L RECORDS	RPI 51-100	RPI 101-999	RPI 201+				
13- 6	0- 0	1- 1	OVERALL	0- 3	12- 2	7- 1				
6- 2	0- 0	0- 0	HOME	0- 2	6- 0	3- 0				
7- 4	0- 0	1- 1	AWAY	0- 1	6- 2	4- 1				
0- 0	0- 0	0- 0	NEUTRAL	0- 0	0- 0	0- 0				
8- 4	0- 0	1- 0	NON-CONFERENCE	0- 2	7- 2	4- 1				
3- 1	0- 0	0- 0	HOME	0- 1	3- 0	2- 0				
5- 3	0- 0	1- 0	AWAY	0- 1	4- 2	2- 1				
0- 0	0- 0	0- 0	NEUTRAL	0- 0	0- 0	0- 0				
5- 2	0- 0	0- 1	CONFERENCE	0- 1	5- 0	3- 0				
3- 1	0- 0	0- 0	HOME	0- 1	3- 0	1- 0				
2- 1	0- 0	0- 1	AWAY	0- 0	2- 0	2- 0				
0- 0	0- 0	0- 0	NEUTRAL	0- 0	0- 0	0- 0				

RPI 1-25				RPI 26-50				RPI 51-100				RPI 101+				Team's RPI: 110	
RPI	S	Opponent	Score	RPI	S	Opponent	Score	RPI	S	Opponent	Score	RPI	S	Opponent	Score		
				28	A	Stanford	71 64	65	A	Gonzaga	65 80	144	A	Northern Ill.	94 96		
				35	A	South Dakota St.	48 84	83	H	South Dakota	58 82	151	A	Wichita St.	78 65		
								95	H	Milwaukee	67 77	164	A	Illinois	77 67		
												180	H	Oral Roberts	56 49		
												197	H	Southeast Mo. St.	87 59		
												201	H	Denver	118 93		
												216	A	Bradley	80 87		
												232	A	Austin Peay	81 68		
												239	A	Omaha	90 51		
												248	H	UMKC	90 71		
												306	A	Fort Wayne	100 64		
												306	H	Fort Wayne	91 44		
												341	A	Chicago St.	83 45		
												341	H	Chicago St.	71 54		
-----																	
LAST 12 Division I GAMES:																	
				201	H	Denver	118 93	306	A	Fort Wayne	100 64						
				35	A	South Dakota St.	48 84	216	A	Bradley	80 87						
				306	H	Fort Wayne	91 44	65	A	Gonzaga	65 80						
				239	A	Omaha	90 51	28	A	Stanford	71 64						
				180	H	Oral Roberts	56 49	232	A	Austin Peay	81 68						
				83	H	South Dakota	58 82	197	H	Southeast Mo. St.	87 59						

Non-Div I Games: Illinois Col. 122 40 William Woods 96 57

Western III.

Average RPI	Win:	207	WON-LOST	WINNING	LAST 10	STRENGTH OF	OPP. STRENGTH	TEAM	ADJ.	CONF.	ADJ CONF.
Average RPI	Loss:	45	RECORD	PCT. RANK	GAMES	SCHEDULE	OF SCHEDULE	RPI	RPI	RPI	RPI
DIV. I ONLY		13- 5	62	7- 2	111	113	57	57	18	18	
DIV. I NON-CONF.		8- 4	87	4- 1	61	50	44	44	19	19	
<hr/>											
TOTALS	RPI 1-25		RPI 26-50		W-L RECORDS	RPI 51-100	RPI 101-999		RPI 201+		
13- 5	1- 2		0- 1		OVERALL	2- 2	10- 0		6- 0		
6- 1	0- 1		0- 0		HOME	0- 0	6- 0		4- 0		
3- 4	0- 1		0- 1		AWAY	0- 2	3- 0		2- 0		
4- 0	1- 0		0- 0		NEUTRAL	2- 0	1- 0		0- 0		
8- 4	1- 2		0- 1		NON-CONFERENCE	2- 1	5- 0		3- 0		
2- 1	0- 1		0- 0		HOME	0- 0	2- 0		2- 0		
2- 3	0- 1		0- 1		AWAY	0- 1	2- 0		1- 0		
4- 0	1- 0		0- 0		NEUTRAL	2- 0	1- 0		0- 0		
5- 1	0- 0		0- 0		CONFERENCE	0- 1	5- 0		3- 0		
4- 0	0- 0		0- 0		HOME	0- 0	4- 0		2- 0		
1- 1	0- 0		0- 0		AWAY	0- 1	1- 0		1- 0		
0- 0	0- 0		0- 0		NEUTRAL	0- 0	0- 0		0- 0		

RPI 1-25				RPI 26-50				RPI 51-100				RPI 101+			
RPI	S	Opponent	Score	RPI	S	Opponent	Score	RPI	S	Opponent	Score	RPI	S	Opponent	Score
2	H	Notre Dame	65 78	33	A	Ball St.	81 93	66	N	Toledo	70 56	124	H	Middle Tenn.	57 43
12	N	Missouri	79 76					72	N	Mercer	67 62	158	H	Southern Miss.	81 60
25	A	Iowa	97 104					73	A	Indiana	71 73	162	A	Southern Ill.	75 49
								91	A	UAB	61 79	179	N	Stetson	66 58
												274	H	FIU	101 47
												312	H	UTSA	73 38
												313	A	Georgia St.	74 63
												326	A	Marshall	86 66
												346	H	Evansville	92 54
												347	H	Mississippi Val.	87 48
<hr/>															
LAST 12 Division I GAMES:															
326	A	Marshall	86 66	33	A	Ball St.	81 93	66	N	Toledo	70 56	179	N	Stetson	66 58
312	H	UTSA	73 38									347	H	Mississippi Val.	87 48
91	A	UAB	61 79									162	A	Southern Ill.	75 49
274	H	FIU	101 47									346	H	Evansville	92 54
158	H	Southern Miss.	81 60												
124	H	Middle Tenn.	57 43												

Non-Div I Games: Lee 88 64

Western Ky.

Average RPI Win: 186

Average RPI Loss: 62

WON-LOST  
RECORDWINNING  
PCT. RANKLAST 10  
GAMESSTRENGTH OF  
SCHEDULEOPP. STRENGTH  
OF SCHEDULETEAM  
RPIADJ.  
RPICONF.  
RPIADJ CONF.  
RPIDIV. I ONLY  
DIV. I NON-CONF.9- 8  
4- 5156  
2025- 3  
1- 1104  
12042  
1593  
10893  
1087  
87  
8

TOTALS

RPI 1-25

RPI 26-50

W-L RECORDS

RPI 51-100

RPI 101-999

RPI 201+

9- 8

0- 3

0- 2

OVERALL

0- 2

9- 1

4- 1

4- 1

0- 0

0- 0

HOME

0- 1

4- 0

1- 0

4- 5

0- 2

0- 1

AWAY

0- 1

4- 1

3- 1

1- 2

0- 1

0- 1

NEUTRAL

0- 0

1- 0

0- 0

4- 5

0- 2

0- 2

NON-CONFERENCE

0- 1

4- 0

3- 0

1- 0

0- 0

0- 0

HOME

0- 0

1- 0

1- 0

2- 3

0- 1

0- 1

AWAY

0- 1

2- 0

2- 0

1- 2

0- 1

0- 1

NEUTRAL

0- 0

1- 0

0- 0

5- 3

0- 1

0- 0

CONFERENCE

0- 1

5- 1

1- 1

3- 1

0- 0

0- 0

HOME

0- 1

3- 0

0- 0

2- 2

0- 1

0- 0

AWAY

0- 0

2- 1

1- 1

0- 0

0- 0

0- 0

NEUTRAL

0- 0

0- 0

0- 0

RPI 1-25

RPI 26-50

RPI 51-100

Team's RPI: 93

RPI 101+

RPI	S	Opponent	Score
14	N	Rutgers	64 75
22	A	Buffalo	49 71
25	A	Iowa	56 79

RPI	S	Opponent	Score
38	N	St. John's (NY)	48 76
40	A	Michigan St.	62 65

RPI	S	Opponent	Score
64	A	New Mexico	76 88
76	H	Ohio	54 69

RPI	S	Opponent	Score
108	A	Kent St.	66 61
115	H	Miami (OH)	81 70
126	H	Bowling Green	67 58
132	N	ETSU	87 79
144	H	Northern Ill.	88 83
214	A	Eastern Mich.	67 69
224	A	Akron	59 51
247	A	New Mexico St.	64 55
284	H	Detroit Mercy	74 62
290	A	Loyola Chicago	65 47

LAST 12 Division I GAMES:

224	A	Akron	59 51
115	H	Miami (OH)	81 70
214	A	Eastern Mich.	67 69
76	H	Ohio	54 69
144	H	Northern Ill.	88 83
108	A	Kent St.	66 61

22	A	Buffalo	49 71
126	H	Bowling Green	67 58
284	H	Detroit Mercy	74 62
40	A	Michigan St.	62 65
132	N	ETSU	87 79
14	N	Rutgers	64 75

Non-Div I Games:

Goshen

87 36

Kentucky St.

85 50

Olivet

86 37

Western Mich.

Loss, Non-Conf, S Site, H Home A Away N Neutral

Average RPI Win:	188	WON-LOST	WINNING	LAST 10	STRENGTH OF	OPP. STRENGTH	TEAM	ADJ.	CONF.	ADJ CONF.
Average RPI Loss:	79	RECORD	PCT. RANK	GAMES	SCHEDULE	OF SCHEDULE	RPI	RPI	RPI	RPI
DIV. I ONLY	9- 12	217	6- 4	76	68	151	151	8	8	
DIV. I NON-CONF.	5- 9	238	3- 2	81	98	197	197	7	7	
-----										
TOTALS	RPI 1-25	RPI 26-50	W-L RECORDS	RPI 51-100	RPI 101-999	RPI 201+				
9- 12	0- 1	1- 3	OVERALL	0- 4	8- 4	4- 0				
7- 3	0- 0	1- 0	HOME	0- 1	6- 2	4- 0				
1- 8	0- 1	0- 3	AWAY	0- 3	1- 1	0- 0				
1- 1	0- 0	0- 0	NEUTRAL	0- 0	1- 1	0- 0				
5- 9	0- 1	0- 2	NON-CONFERENCE	0- 3	5- 3	3- 0				
4- 2	0- 0	0- 0	HOME	0- 1	4- 1	3- 0				
0- 6	0- 1	0- 2	AWAY	0- 2	0- 1	0- 0				
1- 1	0- 0	0- 0	NEUTRAL	0- 0	1- 1	0- 0				
4- 3	0- 0	1- 1	CONFERENCE	0- 1	3- 1	1- 0				
3- 1	0- 0	1- 0	HOME	0- 0	2- 1	1- 0				
1- 2	0- 0	0- 1	AWAY	0- 1	1- 0	0- 0				
0- 0	0- 0	0- 0	NEUTRAL	0- 0	0- 0	0- 0				

RPI 1-25				RPI 26-50				RPI 51-100				RPI 101+				Team's RPI: 151
RPI	S	Opponent	Score	RPI	S	Opponent	Score	RPI	S	Opponent	Score	RPI	S	Opponent	Score	
9	A	Tennessee	56 68	29	H	South Fla.	64 56	51	A	UCF	53 59	107	A	Tulane	64 56	
				35	A	South Dakota St.	64 96	59	A	Oklahoma St.	67 91	110	H	Western Ill.	65 78	
				45	A	Houston	55 73	64	A	New Mexico	62 76	120	A	Missouri St.	71 94	
				50	A	Creighton	61 66	83	H	South Dakota	48 62	120	H	Missouri St.	72 58	
												153	H	Tulsa	62 67	
												163	H	Memphis	69 61	
												164	N	Illinois	67 68	
												190	N	UC Irvine	76 53	
												219	H	SMU	66 43	
												248	H	UMKC	72 63	
												276	H	Alcorn	87 46	
												341	H	Chicago St.	66 63	
-----																
LAST 12 Division I GAMES:																
				29	H	South Fla.	64 56	153	H	Tulsa	62 67					
				219	H	SMU	66 43	35	A	South Dakota St.	64 96					
				107	A	Tulane	64 56	276	H	Alcorn	87 46					
				163	H	Memphis	69 61	341	H	Chicago St.	66 63					
				51	A	UCF	53 59	248	H	UMKC	72 63					
				45	A	Houston	55 73	120	A	Missouri St.	71 94					

Non-Div I Games:

Wichita St.

Average RPI Win:	229	WON-LOST	WINNING	LAST 10	STRENGTH OF	OPP. STRENGTH	TEAM	ADJ.	CONF.	ADJ CONF.
Average RPI Loss:	160	RECORD	PCT. RANK	GAMES	SCHEDULE	OF SCHEDULE	RPI	RPI	RPI	RPI
DIV. I ONLY	12- 6	78	5- 5	269	189	145	145	10	10	
DIV. I NON-CONF.	9- 2	34	4- 1	298	207	109	109	13	13	
-----										
TOTALS	RPI 1-25	RPI 26-50	W-L RECORDS	RPI 51-100	RPI 101-999	RPI 201+				
12- 6	0- 0	0- 2	OVERALL	1- 0	11- 4	9- 2				
6- 3	0- 0	0- 1	HOME	1- 0	5- 2	4- 1				
6- 3	0- 0	0- 1	AWAY	0- 0	6- 2	5- 1				
0- 0	0- 0	0- 0	NEUTRAL	0- 0	0- 0	0- 0				
9- 2	0- 0	0- 1	NON-CONFERENCE	0- 0	9- 1	7- 0				
5- 1	0- 0	0- 0	HOME	0- 0	5- 1	4- 0				
4- 1	0- 0	0- 1	AWAY	0- 0	4- 0	3- 0				
0- 0	0- 0	0- 0	NEUTRAL	0- 0	0- 0	0- 0				
3- 4	0- 0	0- 1	CONFERENCE	1- 0	2- 3	2- 2				
1- 2	0- 0	0- 1	HOME	1- 0	0- 1	0- 1				
2- 2	0- 0	0- 0	AWAY	0- 0	2- 2	2- 1				
0- 0	0- 0	0- 0	NEUTRAL	0- 0	0- 0	0- 0				

RPI 1-25				RPI 26-50				RPI 51-100				RPI 101+ Team's RPI: 145			
RPI	S	Opponent	Score	RPI	S	Opponent	Score	RPI	S	Opponent	Score	RPI	S	Opponent	Score
				38	A	St. John's (NY)	81 92	80	H	Elon	81 75	143	A	Saint Francis (PA)	92 86
				43	H	Drexel	58 65					146	H	Davidson	73 55
												193	A	Northeastern	46 64
												198	H	Norfolk St.	74 80
												217	A	Hofstra	54 65
												227	H	Loyola Maryland	70 49
												230	A	Richmond	78 64
												243	A	Howard	83 71
												244	A	East Carolina	71 65
												254	A	Col. of Charleston	68 54
												270	H	Towson	66 67
												277	H	Fairfield	57 47
												278	A	UNCW	66 53
												305	H	USC Upstate	83 63
												322	H	Old Dominion	75 58
-----															
LAST 12 Division I GAMES:															
				193	A	Northeastern	46 64	254	A	Col. of Charleston	68 54				
				217	A	Hofstra	54 65	198	H	Norfolk St.	74 80				
				80	H	Elon	81 75	322	H	Old Dominion	75 58				
				270	H	Towson	66 67	305	H	USC Upstate	83 63				
				43	H	Drexel	58 65	143	A	Saint Francis (PA)	92 86				
				278	A	UNCW	66 53	230	A	Richmond	78 64				

Non-Div I Games:

William &amp; Mary

Average RPI Win:	0	WON-LOST	WINNING	LAST 10	STRENGTH OF	OPP. STRENGTH	TEAM	ADJ.	CONF.	ADJ CONF.
Average RPI Loss:	200	RECORD	PCT. RANK	GAMES	SCHEDULE	OF SCHEDULE	RPI	RPI	RPI	RPI
DIV. I ONLY	0- 17	346	0- 10	237	319	344	344	29	29	
DIV. I NON-CONF.	0- 10	337	0- 5	235	276	341	341	29	29	
-----										
TOTALS	RPI 1-25	RPI 26-50	W-L RECORDS	RPI 51-100	RPI 101-999	RPI 201+				
0- 17	0- 1	0- 0	OVERALL	0- 3	0- 13	0- 10				
0- 7	0- 0	0- 0	HOME	0- 1	0- 6	0- 4				
0- 10	0- 1	0- 0	AWAY	0- 2	0- 7	0- 6				
0- 0	0- 0	0- 0	NEUTRAL	0- 0	0- 0	0- 0				
0- 10	0- 1	0- 0	NON-CONFERENCE	0- 3	0- 6	0- 5				
0- 4	0- 0	0- 0	HOME	0- 1	0- 3	0- 2				
0- 6	0- 1	0- 0	AWAY	0- 2	0- 3	0- 3				
0- 0	0- 0	0- 0	NEUTRAL	0- 0	0- 0	0- 0				
0- 7	0- 0	0- 0	CONFERENCE	0- 0	0- 7	0- 5				
0- 3	0- 0	0- 0	HOME	0- 0	0- 3	0- 2				
0- 4	0- 0	0- 0	AWAY	0- 0	0- 4	0- 3				
0- 0	0- 0	0- 0	NEUTRAL	0- 0	0- 0	0- 0				

RPI 1-25				RPI 26-50				RPI 51-100				RPI 101+ Team's RPI: 344			
RPI	S	Opponent	Score	RPI	S	Opponent	Score	RPI	S	Opponent	Score	RPI	S	Opponent	Score
19	A	Duke	30 101					52	H	Duquesne	54 81	117	H	High Point	58 79
								72	A	Mercer	45 93	132	H	ETSU	63 74
								80	A	El on	37 98	149	A	Li berty	37 63
												204	A	Radford	52 78
												224	A	Akron	43 69
												245	H	UNC Asheville	48 70
												249	H	Campbel l	48 72
												262	A	Presbyteri an	45 78
												288	H	Wofford	68 73
												324	H	South Carolina St.	37 65
												326	A	Marshall	40 70
												329	A	Tennessee Tech	41 70
												332	A	Charleston So.	45 81
LAST 12 Division I GAMES:															
262	A	Presbyteri an	45 78	204	A	Radford	52 78								
245	H	UNC Asheville	48 70	329	A	Tennessee Tech	41 70								
332	A	Charleston So.	45 81	72	A	Mercer	45 93								
117	H	High Point	58 79	19	A	Duke	30 101								
149	A	Li berty	37 63	288	H	Wofford	68 73								
249	H	Campbel l	48 72	132	H	ETSU	63 74								

Non-Div I Games: N. C. Wesleyan 94 50

Winthrop

W  
i  
s  
c  
o  
n  
s  
i  
n

Wisconsin				Through Games Of Jan. 25, 2018							
Average RPI	Win:	214	WON-LOST	WINNING	LAST 10	STRENGTH OF	OPP. STRENGTH	TEAM	ADJ.	CONF.	ADJ CONF.
Average RPI	Loss:	59	RECORD	PCT. RANK	GAMES	SCHEDULE	OF SCHEDULE	RPI	RPI	RPI	RPI
DIV. I ONLY			8- 14	254	1- 9	77	38	191	191	3	3
DIV. I NON-CONF.			7- 6	165	1- 2	174	55	155	155	4	4
-----											
TOTALS	RPI 1-25			RPI 26-50		W-L RECORDS	RPI 51-100	RPI 101-999		RPI 201+	
8- 14	0- 5			0- 3		OVERALL	0- 5	8- 1		4- 0	
6- 6	0- 4			0- 0		HOME	0- 2	6- 0		4- 0	
1- 7	0- 1			0- 2		AWAY	0- 3	1- 1		0- 0	
1- 1	0- 0			0- 1		NEUTRAL	0- 0	1- 0		0- 0	
7- 6	0- 2			0- 1		NON-CONFERENCE	0- 3	7- 0		4- 0	
5- 2	0- 1			0- 0		HOME	0- 1	5- 0		4- 0	
1- 3	0- 1			0- 0		AWAY	0- 2	1- 0		0- 0	
1- 1	0- 0			0- 1		NEUTRAL	0- 0	1- 0		0- 0	
1- 8	0- 3			0- 2		CONFERENCE	0- 2	1- 1		0- 0	
1- 4	0- 3			0- 0		HOME	0- 1	1- 0		0- 0	
0- 4	0- 0			0- 2		AWAY	0- 1	0- 1		0- 0	
0- 0	0- 0			0- 0		NEUTRAL	0- 0	0- 0		0- 0	

RPI 1-25				RPI 26-50				RPI 51-100				RPI 101+ Team's RPI : 191			
RPI	S	Opponent	Score	RPI	S	Opponent	Score	RPI	S	Opponent	Score	RPI	S	Opponent	Score
13	H	Green Bay	34 67	26	N	Syracuse	74 77	73	A	Indiana	55 69	130	N	Vanderbilt	73 71
20	A	Marquette	65 88	44	A	Minnesota	65 90	78	A	Butler	62 69	147	A	Pittsburgh	58 57
23	H	Michigan	57 80	46	A	Purdue	35 57	79	H	Penn St.	62 69	168	H	Charlotte	80 66
24	H	Maryland	44 71					95	H	Milwaukee	64 67	181	A	Northwestern	60 69
25	H	Iowa	46 56					100	A	George Washington	46 61	181	H	Northwestern	58 46

RPI 1-25				RPI 26-50				RPI 51-100				RPI 101+ Team's RPI: 288			
RPI	S	Opponent	Score	RPI	S	Opponent	Score	RPI	S	Opponent	Score	RPI	S	Opponent	Score
16	A	Georgia	56 95					72	H	Mercer	46 71	132	H	ETSU	58 61
21	A	South Carolina	60 94					94	H	Chattanooga	47 54	182	H	Samford	58 46
												210	A	Gardner-Webb	55 73
												236	A	UNCG	51 66
												239	H	Omaha	60 64
												242	H	North Florida	69 57
												245	H	UNC Asheville	70 68
												254	A	Col. of Charleston	51 59
												278	H	UNCW	60 65
												279	A	Coastal Caro.	51 67
												308	A	Western Caro.	54 48
												332	H	Charleston So.	45 68
												334	H	N. C. Central	77 56
												344	A	Winthrop	73 68
LAST 12 Division I GAMES:															
132	H	ETSU	58 61	242	H	North Florida	69 57								
94	H	Chattanooga	47 54	332	H	Charleston So.	45 68								
308	A	Western Caro.	54 48	279	A	Coastal Caro.	51 67								
236	A	UNCG	51 66	254	A	Col. of Charleston	51 59								
182	H	Samford	58 46	278	H	UNCW	60 65								
72	H	Mercer	46 71	344	A	Winthrop	73 68								

Wofford



Average RPI Win:	229	WON-LOST	WINNING	LAST 10	STRENGTH OF	OPP. STRENGTH	TEAM	ADJ.	CONF.	ADJ CONF.
Average RPI Loss:	72	RECORD	PCT. RANK	GAMES	SCHEDULE	OF SCHEDULE	RPI	RPI	RPI	RPI
DIV. I ONLY	13- 6	73	6- 4	191	155	102	102	11	11	
DIV. I NON-CONF.	7- 3	74	1- 1	245	137	98	98	12	12	
-----										
TOTALS	RPI 1-25	RPI 26-50	W-L RECORDS	RPI 51-100	RPI 101-999	RPI 201+				
13- 6	0- 3	0- 0	OVERALL	2- 1	11- 2	8- 0				
6- 2	0- 1	0- 0	HOME	1- 1	5- 0	5- 0				
5- 3	0- 2	0- 0	AWAY	1- 0	4- 1	2- 0				
2- 1	0- 0	0- 0	NEUTRAL	0- 0	2- 1	1- 0				
7- 3	0- 2	0- 0	NON-CONFERENCE	1- 0	6- 1	4- 0				
3- 0	0- 0	0- 0	HOME	0- 0	3- 0	3- 0				
2- 2	0- 2	0- 0	AWAY	1- 0	1- 0	0- 0				
2- 1	0- 0	0- 0	NEUTRAL	0- 0	2- 1	1- 0				
6- 3	0- 1	0- 0	CONFERENCE	1- 1	5- 1	4- 0				
3- 2	0- 1	0- 0	HOME	1- 1	2- 0	2- 0				
3- 1	0- 0	0- 0	AWAY	0- 0	3- 1	2- 0				
0- 0	0- 0	0- 0	NEUTRAL	0- 0	0- 0	0- 0				

RPI 1-25				RPI 26-50				RPI 51-100				RPI 101+ Team's RPI: 102			
RPI	S	Opponent	Score	RPI	S	Opponent	Score	RPI	S	Opponent	Score	RPI	S	Opponent	Score
12	A	Missouri	80 82					81	A	Belmont	91 81	108	A	Kent St.	72 60
13	H	Green Bay	51 58					85	H	IUPUI	61 64	119	A	Cleveland St.	70 71
16	A	Georgia	71 87					95	H	Milwaukee	56 51	157	A	Oakland	77 57
												179	N	Stetson	64 59
												184	N	Providence	69 74
												230	N	Richmond	85 69
												241	H	Youngstown St.	73 50
												269	A	Northern Ky.	68 63
												284	A	Detroit Mercy	88 60
												327	H	Ill. -Chicago	60 50
												329	H	Tennessee Tech	82 59
												337	H	Eastern Ill.	81 46
												341	H	Chicago St.	84 39
-----															
LAST 12 Division I GAMES:															
119	A	Cleveland St.	70 71	157	A	Oakland	77 57	85	H	IUPUI	61 64	95	H	Milwaukee	56 51
327	H	Ill. -Chicago	60 50	13	H	Green Bay	51 58	16	A	Georgia	71 87	81	A	Belmont	91 81
241	H	Youngstown St.	73 50	284	A	Detroit Mercy	88 60	108	A	Kent St.	72 60				

Non-Div I Games: Northwestern Ohio 106 52 Cincinnati Christian 99 36

Wright St.

Average RPI Loss: 148

DIV. I ONLY	11- 5	70	7- 2	52	221	47	47	16	16
DIV. I NON-CONF.	5- 4	146	2- 2	50	271	78	78	16	16
TOTALS	RPI 1-25	RPI 26-50	W-L RECORDS	RPI 51-100	RPI 101-999	RPI 201+			
11- 5	0- 1	0- 0	OVERALL	1- 1	10- 3	2- 2			
6- 0	0- 0	0- 0	HOME	1- 0	5- 0	2- 0			
5- 3	0- 1	0- 0	AWAY	0- 0	5- 2	0- 2			
0- 2	0- 0	0- 0	NEUTRAL	0- 1	0- 1	0- 0			
5- 4	0- 1	0- 0	NON-CONFERENCE	0- 1	5- 2	1- 1			
3- 0	0- 0	0- 0	HOME	0- 0	3- 0	1- 0			
2- 2	0- 1	0- 0	AWAY	0- 0	2- 1	0- 1			
0- 2	0- 0	0- 0	NEUTRAL	0- 1	0- 1	0- 0			
6- 1	0- 0	0- 0	CONFERENCE	1- 0	5- 1	1- 1			
3- 0	0- 0	0- 0	HOME	1- 0	2- 0	1- 0			
3- 1	0- 0	0- 0	AWAY	0- 0	3- 1	0- 1			
0- 0	0- 0	0- 0	NEUTRAL	0- 0	0- 0	0- 0			

RPI 1-25				Team's RPI: 47				RPI 51-100				RPI 101+			
RPI	S	Opponent	Score	RPI	S	Opponent	Score	RPI	S	Opponent	Score	RPI	S	Opponent	Score
19	A	Duke	40 63					64	H	New Mexico	66 55	116	H	Drake	75 61
								85	N	IUPUI	59 65	142	H	Idaho St.	61 53
												159	A	Nevada	65 62
												159	H	Nevada	66 60
												170	A	Col orado St.	53 49
												174	A	Idaho	70 64
												186	A	Boi se St.	66 51
												188	N	UNI	40 55
												201	A	Denver	61 51
												218	A	Montana St.	46 50
												228	A	San Diego St.	62 68
												237	H	Montana	67 62
												302	H	Utah St.	61 44
LAST 12 Division I GAMES:															
159	A	Nevada	65 62	228	A	San Diego St.	62 68								
302	H	Utah St.	61 44	19	A	Duke	40 63								
170	A	Colorado St.	53 49	174	A	Idaho	70 64								
64	H	New Mexico	66 55	142	H	Idaho St.	61 53								
186	A	Boi se St.	66 51	218	A	Montana St.	46 50								
159	H	Nevada	66 60	85	N	IUPUI	59 65								

Wyoming

Average RPI	Win: 210	WON-LOST	WINNING	LAST 10	STRENGTH OF	OPP. STRENGTH	TEAM	ADJ.	CONF.	ADJ CONF.
Average RPI	Loss: 64	RECORD	PCT. RANK	GAMES	SCHEDULE	OF SCHEDULE	RPI	RPI	RPI	RPI
DIV. I ONLY	9- 11	203	3- 7	91	78	160	160	6	6	
DIV. I NON-CONF.	7- 4	102	2- 1	157	229	137	137	5	5	
-----										
TOTALS	RPI 1-25	RPI 26-50	W-L RECORDS	RPI 51-100	RPI 101-999	RPI 201+				
9- 11	0- 2	0- 5	OVERALL	1- 1	8- 3	4- 0				
7- 4	0- 0	0- 2	HOME	0- 1	7- 1	4- 0				
1- 6	0- 1	0- 3	AWAY	1- 0	0- 2	0- 0				
1- 1	0- 1	0- 0	NEUTRAL	0- 0	1- 0	0- 0				
7- 4	0- 1	0- 1	NON-CONFERENCE	0- 0	7- 2	4- 0				
6- 1	0- 0	0- 0	HOME	0- 0	6- 1	4- 0				
0- 2	0- 0	0- 1	AWAY	0- 0	0- 1	0- 0				
1- 1	0- 1	0- 0	NEUTRAL	0- 0	1- 0	0- 0				
2- 7	0- 1	0- 4	CONFERENCE	1- 1	1- 1	0- 0				
1- 3	0- 0	0- 2	HOME	0- 1	1- 0	0- 0				
1- 4	0- 1	0- 2	AWAY	1- 0	0- 1	0- 0				
0- 0	0- 0	0- 0	NEUTRAL	0- 0	0- 0	0- 0				

RPI 1-25				RPI 26-50				RPI 51-100				RPI 101+ Team's RPI: 160			
RPI	S	Opponent	Score	RPI	S	Opponent	Score	RPI	S	Opponent	Score	RPI	S	Opponent	Score
12	N	Missouri	48 74	27	A	Villanova	57 75	78	A	Butler	69 62	106	H	Wake Forest	57 62
20	A	Marquette	67 88	30	A	DePaul	48 79	99	H	Seton Hall	51 62	126	A	Bowling Green	53 63
				38	H	St. John's (NY)	63 67					139	H	Cincinnati	53 50
				44	A	Minnesota	62 74					148	A	Georgetown	60 65
				50	H	Creighton	64 71					161	H	New Hampshire	71 66
												165	N	Furman	75 62
												184	H	Providence	68 59
												255	H	Grambling	72 67
												263	H	Mt. St. Mary's	66 45
												306	H	Fort Wayne	62 50
												335	H	Florida A&M	70 52
-----															
LAST 12 Division I GAMES:															
				50	H	Creighton	64 71	27	A	Villanova	57 75				
				184	H	Providence	68 59	148	A	Georgetown	60 65				
				20	A	Marquette	67 88	78	A	Butler	69 62				
				30	A	DePaul	48 79	335	H	Florida A&M	70 52				
				99	H	Seton Hall	51 62	12	N	Missouri	48 74				
				38	H	St. John's (NY)	63 67	165	N	Furman	75 62				

Non-Div I Games:

Xavier

Average RPI Win:	218	WON-LOST	WINNING	LAST 10	STRENGTH OF	OPP. STRENGTH	TEAM	ADJ.	CONF.	ADJ CONF.
Average RPI Loss:	121	RECORD	PCT. RANK	GAMES	SCHEDULE	OF SCHEDULE	RPI	RPI	RPI	RPI
DIV. I ONLY	8- 7	153	5- 5	109	212	127	127	9	9	
DIV. I NON-CONF.	7- 6	165	5- 5	231	206	175	175	9	9	
-----										
TOTALS	RPI 1-25	RPI 26-50	W-L RECORDS	RPI 51-100	RPI 101-999	RPI 201+				
8- 7	0- 0	0- 0	OVERALL	2- 3	6- 4	5- 0				
3- 3	0- 0	0- 0	HOME	1- 1	2- 2	2- 0				
5- 2	0- 0	0- 0	AWAY	1- 1	4- 1	3- 0				
0- 2	0- 0	0- 0	NEUTRAL	0- 1	0- 1	0- 0				
7- 6	0- 0	0- 0	NON-CONFERENCE	1- 2	6- 4	5- 0				
2- 3	0- 0	0- 0	HOME	0- 1	2- 2	2- 0				
5- 1	0- 0	0- 0	AWAY	1- 0	4- 1	3- 0				
0- 2	0- 0	0- 0	NEUTRAL	0- 1	0- 1	0- 0				
1- 1	0- 0	0- 0	CONFERENCE	1- 1	0- 0	0- 0				
1- 0	0- 0	0- 0	HOME	1- 0	0- 0	0- 0				
0- 1	0- 0	0- 0	AWAY	0- 1	0- 0	0- 0				
0- 0	0- 0	0- 0	NEUTRAL	0- 0	0- 0	0- 0				

RPI 1-25				RPI 26-50				RPI 51-100				RPI 101+				Team's RPI: 127
RPI	S	Opponent	Score	RPI	S	Opponent	Score	RPI	S	Opponent	Score	RPI	S	Opponent	Score	
								54	N	UC Davis	61 71	123	A	Kansas	75 81	
								63	A	TCU	82 72	135	N	Hartford	70 78	
								73	H	Indiana	68 72	176	A	Binghamton	73 69	
								92	A	Brown	71 81	184	H	Providence	51 55	
								92	H	Brown	77 63	189	H	Army West Point	65 82	
												234	A	Stony Brook	77 71	
												250	H	LIU Brooklyn	62 51	
												273	H	Colgate	82 56	
												314	A	Central Conn. St.	75 62	
												338	A	Saint Peter's	70 49	
LAST 12 Division I GAMES:																
				92	A	Brown	71 81	314	A	Central Conn. St.	75 62					
				92	H	Brown	77 63	234	A	Stony Brook	77 71					
				135	N	Hartford	70 78	176	A	Binghamton	73 69					
				54	N	UC Davis	61 71	184	H	Providence	51 55					
				73	H	Indiana	68 72	189	H	Army West Point	65 82					
				338	A	Saint Peter's	70 49	63	A	TCU	82 72					

Non-Div I Games:

Yale

Average RPI Win:	269	WON-LOST	WINNING	LAST 10	STRENGTH OF	OPP. STRENGTH	TEAM	ADJ.	CONF.	ADJ CONF.
Average RPI Loss:	119	RECORD	PCT. RANK	GAMES	SCHEDULE	OF SCHEDULE	RPI	RPI	RPI	RPI
DIV. I ONLY	6- 12	261	4- 5	170	173	241	241	11	11	
DIV. I NON-CONF.	2- 7	286	1- 1	254	179	285	285	12	12	
<hr/>										
TOTALS	RPI 1-25	RPI 26-50	W-L RECORDS	RPI 51-100	RPI 101-999	RPI 201+				
6- 12	0- 1	0- 0	OVERALL	0- 3	6- 8	5- 1				
4- 4	0- 0	0- 0	HOME	0- 1	4- 3	4- 0				
2- 8	0- 1	0- 0	AWAY	0- 2	2- 5	1- 1				
0- 0	0- 0	0- 0	NEUTRAL	0- 0	0- 0	0- 0				
2- 7	0- 0	0- 0	NON-CONFERENCE	0- 1	2- 6	2- 1				
1- 2	0- 0	0- 0	HOME	0- 0	1- 2	1- 0				
1- 5	0- 0	0- 0	AWAY	0- 1	1- 4	1- 1				
0- 0	0- 0	0- 0	NEUTRAL	0- 0	0- 0	0- 0				
4- 5	0- 1	0- 0	CONFERENCE	0- 2	4- 2	3- 0				
3- 2	0- 0	0- 0	HOME	0- 1	3- 1	3- 0				
1- 3	0- 1	0- 0	AWAY	0- 1	1- 1	0- 0				
0- 0	0- 0	0- 0	NEUTRAL	0- 0	0- 0	0- 0				

RPI 1-25				RPI 26-50				RPI 51-100				RPI 101+				Team's RPI: 241
RPI	S	Opponent	Score	RPI	S	Opponent	Score	RPI	S	Opponent	Score	RPI	S	Opponent	Score	
13	A	Green Bay	56 65					58	A	American	72 78	102	A	Wright St.	50 73	
								85	H	IUPUI	43 65	108	H	Kent St.	44 55	
								95	A	Milwaukee	61 62	119	A	Cleveland St.	66 52	
												140	A	Robert Morris	52 84	
												143	A	Saint Francis (PA)	65 79	
												147	A	Pittsburgh	58 66	
												156	H	Bucknell	60 66	
												157	H	Oakland	48 58	
												224	A	Akron	58 75	
												269	H	Northern Ky.	54 51	
												284	H	Detroit Mercy	76 59	
												290	A	Loyola Chicago	73 49	
												325	H	Northern Ariz.	69 67	
												327	H	Ill. -Chicago	76 63	
<hr/>																
LAST 12 Division I GAMES:																
269	H	Northern Ky.	54 51	327	H	Ill. -Chicago	76 63									
119	A	Cleveland St.	66 52	157	H	Oakland	48 58									
102	A	Wright St.	50 73	284	H	Detroit Mercy	76 59									
95	A	Milwaukee	61 62	325	H	Northern Ariz.	69 67									
13	A	Green Bay	56 65	143	A	Saint Francis (PA)	65 79									
85	H	IUPUI	43 65	224	A	Akron	58 75									

Non-Div I Games: Ohio Valley 86 59 Penn St.-Beaver 97 40

Youngstown St.