

Average RPI Win:	249	WON-LOST	WINNING	LAST 10	STRENGTH OF	OPP. STRENGTH	TEAM	ADJ.	CONF.	ADJ CONF.
Average RPI Loss:	159	RECORD	PCT. RANK	GAMES	SCHEDULE	OF SCHEDULE	RPI	RPI	RPI	RPI
DIV. I ONLY	9- 6	114	7-3	271	226	151	151	23	23	
DIV. I NON-CONF.	3- 4	201	1-1	287	181	207	207	22	22	
TOTALS	RPI 1-25	RPI 26-50	W-L RECORDS	RPI 51-100	RPI 101-150	RPI 150+				
9- 6	0- 2	0- 0	OVERALL	1- 0	1- 1	7- 3				
4- 1	0- 0	0- 0	HOME	0- 0	0- 1	4- 0				
4- 5	0- 2	0- 0	AWAY	1- 0	1- 0	2- 3				
1- 0	0- 0	0- 0	NEUTRAL	0- 0	0- 0	1- 0				
3- 4	0- 2	0- 0	NON-CONFERENCE	0- 0	0- 0	3- 2				
1- 0	0- 0	0- 0	HOME	0- 0	0- 0	1- 0				
1- 4	0- 2	0- 0	AWAY	0- 0	0- 0	1- 2				
1- 0	0- 0	0- 0	NEUTRAL	0- 0	0- 0	1- 0				
6- 2	0- 0	0- 0	CONFERENCE	1- 0	1- 1	4- 1				
3- 1	0- 0	0- 0	HOME	0- 0	0- 1	3- 0				
3- 1	0- 0	0- 0	AWAY	1- 0	1- 0	1- 1				
0- 0	0- 0	0- 0	NEUTRAL	0- 0	0- 0	0- 0				

RPI 1-25				RPI 26-50				RPI 51-100				RPI 101+ Team's RPI: 151			
RPI	S	Opponent	Score	RPI	S	Opponent	Score	RPI	S	Opponent	Score	RPI	S	Opponent	Score
7	A	Missouri St.	51 79					89	A	Abilene Christian	70 58	139	A	New Orleans	83 53
16	A	Texas A&M	48 85									150	H	SFA	44 66
												212	H	Central Ark.	67 47
												213	H	Lamar University	49 39
												245	A	Southeastern La.	44 48
												253	A	South Alabama	82 83
												284	A	Texas St.	48 57
												293	H	Nicholls St.	55 49
												300	N	Prairie View	64 52
												328	A	UTRGV	59 54
												328	H	UTRGV	61 50
												337	A	Northwestern St.	72 59
LAST 10 Division I															
139	A	New Orleans	83 53	337	A	Northwestern St.	72 59								
213	H	Lamar University	49 39	16	A	Texas A&M	48 85								
89	A	Abilene Christian	70 58	212	H	Central Ark.	67 47								
150	H	SFA	44 66	293	H	Nicholls St.	55 49								
245	A	Southeastern La.	44 48	328	A	UTRGV	59 54								

Non-Div I Games: UNKNOWN 75 55 Huston-Tillotson 63 49 Texas Wesleyan 90 52

Average RPI Win:	216	WON-LOST	WINNING	LAST 10	STRENGTH OF	OPP. STRENGTH	TEAM	ADJ.	CONF.	ADJ CONF.
Average RPI Loss:	92	RECORD	PCT. RANK	GAMES	SCHEDULE	OF SCHEDULE	RPI	RPI	RPI	RPI
DIV. I ONLY	10- 2	25	9-1	272	156	89	89	23	23	
DIV. I NON-CONF.	4- 1	52	3-0	199	50	52	52	22	22	
TOTALS	RPI 1-25	RPI 26-50	W-L RECORDS	RPI 51-100	RPI 101-150	RPI 150+				
10- 2	0- 0	0- 1	OVERALL	0- 0	3- 0	7- 1				
5- 1	0- 0	0- 0	HOME	0- 0	1- 0	4- 1				
5- 1	0- 0	0- 1	AWAY	0- 0	2- 0	3- 0				
0- 0	0- 0	0- 0	NEUTRAL	0- 0	0- 0	0- 0				
4- 1	0- 0	0- 1	NON-CONFERENCE	0- 0	2- 0	2- 0				
2- 0	0- 0	0- 0	HOME	0- 0	0- 0	2- 0				
2- 1	0- 0	0- 1	AWAY	0- 0	2- 0	0- 0				
0- 0	0- 0	0- 0	NEUTRAL	0- 0	0- 0	0- 0				
6- 1	0- 0	0- 0	CONFERENCE	0- 0	1- 0	5- 1				
3- 1	0- 0	0- 0	HOME	0- 0	1- 0	2- 1				
3- 0	0- 0	0- 0	AWAY	0- 0	0- 0	3- 0				
0- 0	0- 0	0- 0	NEUTRAL	0- 0	0- 0	0- 0				

RPI 1-25				RPI 26-50				RPI 51-100				Team's RPI: 89	RPI 101+			
RPI	S	Opponent	Score	RPI	S	Opponent	Score	RPI	S	Opponent	Score		RPI	S	Opponent	Score
				33	A	Oklahoma	65 78						130	A	Portland	76 69
													139	H	New Orleans	76 62
													143	A	Wright St.	83 64
													151	H	A&M-Corpus Christi	58 70
													160	A	Sam Houston St.	81 73
													205	H	Tulsa	73 63
													213	H	Lamar University	78 72
													245	H	Southeastern La.	61 53
													293	A	Nicholls St.	95 84
													310	H	New Mexico St.	67 54
													324	A	McNeese	90 73
LAST 10 Division I																
				160	A	Sam Houston St.	81 73						310	H	New Mexico St.	67 54
				245	H	Southeastern La.	61 53						293	A	Nicholls St.	95 84
				151	H	A&M-Corpus Christi	58 70						139	H	New Orleans	76 62
				324	A	McNeese	90 73						205	H	Tulsa	73 63
				213	H	Lamar University	78 72						130	A	Portland	76 69

Non-Div I Games: Howard Payne 96 38 Schreiner 110 37 Southwest (NM) 104 52 McMurry 111 43
Abilene Christian

Loss, Non-Conf, S Site, H Home A Away N Neutral

Average RPI Win:	296	WON-LOST	WINNING	LAST 10	STRENGTH OF	OPP. STRENGTH	TEAM	ADJ.	CONF.	ADJ CONF.
Average RPI Loss:	187	RECORD	PCT. RANK	GAMES	SCHEDULE	OF SCHEDULE	RPI	RPI	RPI	RPI
DIV. I ONLY	3- 15	321	2-8	266	250	316	316	17	17	
DIV. I NON-CONF.	1- 9	326	0-2	245	268	332	332	24	24	
TOTALS	RPI 1-25	RPI 26-50	W-L RECORDS	RPI 51-100	RPI 101-150	RPI 150+				
3- 15	0- 0	0- 1	OVERALL	0- 1	0- 3	3- 10				
1- 7	0- 0	0- 0	HOME	0- 0	0- 2	1- 5				
2- 8	0- 0	0- 1	AWAY	0- 1	0- 1	2- 5				
0- 0	0- 0	0- 0	NEUTRAL	0- 0	0- 0	0- 0				
1- 9	0- 0	0- 1	NON-CONFERENCE	0- 1	0- 2	1- 5				
1- 3	0- 0	0- 0	HOME	0- 0	0- 2	1- 1				
0- 6	0- 0	0- 1	AWAY	0- 1	0- 0	0- 4				
0- 0	0- 0	0- 0	NEUTRAL	0- 0	0- 0	0- 0				
2- 6	0- 0	0- 0	CONFERENCE	0- 0	0- 1	2- 5				
0- 4	0- 0	0- 0	HOME	0- 0	0- 0	0- 4				
2- 2	0- 0	0- 0	AWAY	0- 0	0- 1	2- 1				
0- 0	0- 0	0- 0	NEUTRAL	0- 0	0- 0	0- 0				

RPI 1-25	RPI 26-50	RPI 51-100	RPI 101+	Team's RPI: 316
RPI S Opponent Score	RPI S Opponent Score	RPI S Opponent Score	RPI S Opponent Score	
	27 A Arizona St. 56 87	58 A Tennessee 54 81	101 A Boise St. 61 70	
			130 H Portland 56 72	
			146 H San Diego 59 70	
			182 H UNLV 60 67	
			184 H New Mexico 53 75	
			195 A Northern Colo. 62 72	
			217 H Wyoming 63 65	
			222 A Cal St. Fullerton 70 79	
			256 A Colorado St. 40 60	
			264 A Navy 59 67	
			266 A Long Beach St. 68 74	
			271 A Utah St. 62 45	
			271 H Utah St. 52 53	
			281 H Army West Point 66 68	
			282 A Nevada 68 61	
			335 H NJIT 68 48	
LAST 10 Division I				
271 H Utah St. 52 53	182 H UNLV 60 67			
256 A Colorado St. 40 60	222 A Cal St. Fullerton 70 79			
101 A Boise St. 61 70	266 A Long Beach St. 68 74			
184 H New Mexico 53 75	282 A Nevada 68 61			
271 A Utah St. 62 45	217 H Wyoming 63 65			

Non-Div I Games: Neb. Wesleyan 93 42

Air Force

■ Loss,
 ■ Non-Conf, S Site,
 ■ Home
 ■ Away
 N Neutral

Average RPI Win: 241	WON-LOST	WINNING	LAST 10	STRENGTH OF	OPP. STRENGTH	TEAM	ADJ.	CONF.	ADJ CONF.
Average RPI Loss: 119	RECORD	PCT. RANK	GAMES	SCHEDULE	OF SCHEDULE	RPI	RPI	RPI	RPI
DIV. I ONLY	9- 8	163	5-5	199	201	187	187	10	10
DIV. I NON-CONF.	7- 4	100	3-1	207	298	143	143	10	10
TOTALS	RPI 1-25	RPI 26-50	W-L RECORDS	RPI 51-100	RPI 101-150	RPI 150+			
9- 8	0- 1	0- 0	OVERALL	0- 2	1- 2	8- 3			
4- 5	0- 1	0- 0	HOME	0- 1	1- 2	3- 1			
3- 3	0- 0	0- 0	AWAY	0- 1	0- 0	3- 2			
2- 0	0- 0	0- 0	NEUTRAL	0- 0	0- 0	2- 0			
7- 4	0- 0	0- 0	NON-CONFERENCE	0- 2	1- 1	6- 1			
3- 2	0- 0	0- 0	HOME	0- 1	1- 1	2- 0			
2- 2	0- 0	0- 0	AWAY	0- 1	0- 0	2- 1			
2- 0	0- 0	0- 0	NEUTRAL	0- 0	0- 0	2- 0			
2- 4	0- 1	0- 0	CONFERENCE	0- 0	0- 1	2- 2			
1- 3	0- 1	0- 0	HOME	0- 0	0- 1	1- 1			
1- 1	0- 0	0- 0	AWAY	0- 0	0- 0	1- 1			
0- 0	0- 0	0- 0	NEUTRAL	0- 0	0- 0	0- 0			

RPI	S	Opponent	Score	RPI	S	Opponent	Score	RPI	S	Opponent	Score	RPI	S	Opponent	Score	Team's RPI: 187
22	H	Central Mich.	72 77					54	H	Michigan	71 80	107	H	Duquesne	63 88	
								100	A	Butler	55 76	124	H	N.C. A&T	64 52	
												137	H	Western Mich.	51 56	
												158	A	Toledo	61 65	
												183	A	Cleveland St.	62 66	
												185	H	Youngstown St.	91 62	
												193	H	Northern Ill.	65 70	
												194	H	Miami (OH)	70 62	
												197	A	Bowling Green	76 73	
												269	N	Morgan St.	52 45	
												273	N	Denver	88 72	
												292	A	St. Bonaventure	63 54	
												313	A	Detroit Mercy	81 60	
												325	H	Purdue Fort Wayne	64 53	
LAST 10 Division I																
194	H	Miami (OH)	70 62	22	H	Central Mich.	72 77									
193	H	Northern Ill.	65 70	269	N	Morgan St.	52 45									
158	A	Toledo	61 65	273	N	Denver	88 72									
197	A	Bowling Green	76 73	124	H	N.C. A&T	64 52									
137	H	Western Mich.	51 56	100	A	Butler	55 76									

Non-Div I Games:

Akron

■ Loss,
 ■ Non-Conf,
 S Site,
 ■ Home
 ■ Away
 N Neutral

Alabama

Through Games Of Jan. 24, 2020

Average RPI Win:	174	WON-LOST	WINNING	LAST 10	STRENGTH OF	OPP. STRENGTH	TEAM	ADJ.	CONF.	ADJ CONF.
Average RPI Loss:	54	RECORD	PCT. RANK	GAMES	SCHEDULE	OF SCHEDULE	RPI	RPI	RPI	RPI
DIV. I ONLY	11- 8	130	5-5	26	85	69	69	4	4	
DIV. I NON-CONF.	10- 3	58	4-0	110	195	70	70	5	5	
TOTALS	RPI 1-25	RPI 26-50	W-L RECORDS	RPI 51-100	RPI 101-150	RPI 150+				
11- 8	0- 4	0- 0	OVERALL	3- 3	2- 0	6- 1				
6- 5	0- 3	0- 0	HOME	2- 1	0- 0	4- 1				
4- 2	0- 1	0- 0	AWAY	0- 1	2- 0	2- 0				
1- 1	0- 0	0- 0	NEUTRAL	1- 1	0- 0	0- 0				
10- 3	0- 0	0- 0	NON-CONFERENCE	3- 2	1- 0	6- 1				
6- 2	0- 0	0- 0	HOME	2- 1	0- 0	4- 1				
3- 0	0- 0	0- 0	AWAY	0- 0	1- 0	2- 0				
1- 1	0- 0	0- 0	NEUTRAL	1- 1	0- 0	0- 0				
1- 5	0- 4	0- 0	CONFERENCE	0- 1	1- 0	0- 0				
0- 3	0- 3	0- 0	HOME	0- 0	0- 0	0- 0				
1- 2	0- 1	0- 0	AWAY	0- 1	1- 0	0- 0				
0- 0	0- 0	0- 0	NEUTRAL	0- 0	0- 0	0- 0				

RPI 1-25				RPI 26-50				RPI 51-100 Team's RPI: 69				RPI 101+			
RPI	S	Opponent	Score	RPI	S	Opponent	Score	RPI	S	Opponent	Score	RPI	S	Opponent	Score
1	H	South Carolina	78 93					52	N	UNI	87 77	128	A	Tulane	66 56
16	H	Texas A&M	74 79					57	H	North Carolina	83 77	145	A	Auburn	75 48
20	H	Kentucky	71 81					58	A	Tennessee	63 65	171	H	Hampton	61 64
23	A	LSU	60 71					64	H	Iowa St.	66 75	179	A	Clemson	67 54
								77	N	Southern California	57 60	181	H	Bethune-Cookman	60 49
								92	H	Colgate	72 52	245	H	Southeastern La.	87 50
												253	A	South Alabama	74 62
												254	H	Radford	85 51
												329	H	Mercer	111 56
LAST 10 Division I															
16	H	Texas A&M	74 79	23	A	LSU	60 71	245	H	Southeastern La.	87 50				
58	A	Tennessee	63 65					254	H	Radford	85 51				
145	A	Auburn	75 48					181	H	Bethune-Cookman	60 49				
20	H	Kentucky	71 81					57	H	North Carolina	83 77				
1	H	South Carolina	78 93												

Non-Div I Games:

Alabama

■ Loss,
 ■ Non-Conf,
 ■ S Site,
 ■ H Home
 ■ A Away
 N Neutral

Alabama A&M

Through Games Of Jan. 24, 2020

Average RPI Win:	312	WON-LOST	WINNING	LAST 10	STRENGTH OF	OPP. STRENGTH	TEAM	ADJ.	CONF.	ADJ CONF.
Average RPI Loss:	172	RECORD	PCT. RANK	GAMES	SCHEDULE	OF SCHEDULE	RPI	RPI	RPI	RPI
DIV. I ONLY	7- 9	208	5-5	332	323	274	274	31	31	
DIV. I NON-CONF.	4- 7	225	2-3	226	308	214	214	28	28	
TOTALS	RPI 1-25	RPI 26-50	W-L RECORDS	RPI 51-100	RPI 101-150	RPI 150+				
7- 9	0- 0	0- 0	OVERALL	0- 2	0- 1	7- 6				
2- 2	0- 0	0- 0	HOME	0- 1	0- 0	2- 1				
4- 6	0- 0	0- 0	AWAY	0- 1	0- 1	4- 4				
1- 1	0- 0	0- 0	NEUTRAL	0- 0	0- 0	1- 1				
4- 7	0- 0	0- 0	NON-CONFERENCE	0- 2	0- 1	4- 4				
0- 2	0- 0	0- 0	HOME	0- 1	0- 0	0- 1				
4- 4	0- 0	0- 0	AWAY	0- 1	0- 1	4- 2				
0- 1	0- 0	0- 0	NEUTRAL	0- 0	0- 0	0- 1				
3- 2	0- 0	0- 0	CONFERENCE	0- 0	0- 0	3- 2				
2- 0	0- 0	0- 0	HOME	0- 0	0- 0	2- 0				
0- 2	0- 0	0- 0	AWAY	0- 0	0- 0	0- 2				
1- 0	0- 0	0- 0	NEUTRAL	0- 0	0- 0	1- 0				

RPI 1-25				RPI 26-50				RPI 51-100				RPI 101+ Team's RPI: 274			
RPI	S	Opponent	Score	RPI	S	Opponent	Score	RPI	S	Opponent	Score	RPI	S	Opponent	Score
								60	A	Nebraska	46 68	114	A	Cincinnati	47 62
								80	H	North Florida	64 73	161	N	North Ala.	65 80
												162	A	Jackson St.	53 67
												164	A	Memphis	71 79
												172	H	Austin Peay	61 67
												273	A	Denver	86 83
												275	A	San Diego St.	61 53
												295	A	California Baptist	55 60
												307	H	Ark.-Pine Bluff	74 55
												309	N	Alabama St.	75 48
												317	A	Georgia St.	67 52
												338	A	Grambling	59 69
												350	A	Florida A&M	77 53
												351	H	Mississippi Val.	68 48
LAST 10 Division I															
				309	N	Alabama St.	75 48					164	A	Memphis	71 79
				351	H	Mississippi Val.	68 48					350	A	Florida A&M	77 53
				307	H	Ark.-Pine Bluff	74 55					114	A	Cincinnati	47 62
				162	A	Jackson St.	53 67					172	H	Austin Peay	61 67
				338	A	Grambling	59 69					273	A	Denver	86 83

Non-Div I Games:

Alabama A&M

■ Loss,
 ■ Non-Conf,
 ■ S Site,
 ■ Home
 ■ A Away
 N Neutral

Average RPI Win:	329	WON-LOST	WINNING	LAST 10	STRENGTH OF	OPP. STRENGTH	TEAM	ADJ.	CONF.	ADJ CONF.
Average RPI Loss:	158	RECORD	PCT. RANK	GAMES	SCHEDULE	OF SCHEDULE	RPI	RPI	RPI	RPI
DIV. I ONLY	3- 11	307	2-8	275	205	309	309	31	31	
DIV. I NON-CONF.	1- 8	322	0-5	78	73	282	282	28	28	
TOTALS	RPI 1-25	RPI 26-50	W-L RECORDS	RPI 51-100	RPI 101-150	RPI 150+				
3- 11	0- 2	0- 0	OVERALL	0- 1	0- 1	3- 7				
2- 3	0- 0	0- 0	HOME	0- 0	0- 0	2- 3				
1- 7	0- 2	0- 0	AWAY	0- 1	0- 1	1- 3				
0- 1	0- 0	0- 0	NEUTRAL	0- 0	0- 0	0- 1				
1- 8	0- 2	0- 0	NON-CONFERENCE	0- 1	0- 1	1- 4				
1- 2	0- 0	0- 0	HOME	0- 0	0- 0	1- 2				
0- 6	0- 2	0- 0	AWAY	0- 1	0- 1	0- 2				
0- 0	0- 0	0- 0	NEUTRAL	0- 0	0- 0	0- 0				
2- 3	0- 0	0- 0	CONFERENCE	0- 0	0- 0	2- 3				
1- 1	0- 0	0- 0	HOME	0- 0	0- 0	1- 1				
1- 1	0- 0	0- 0	AWAY	0- 0	0- 0	1- 1				
0- 1	0- 0	0- 0	NEUTRAL	0- 0	0- 0	0- 1				

RPI 1-25				RPI 26-50				RPI 51-100				RPI 101+ Team's RPI: 309			
RPI	S	Opponent	Score	RPI	S	Opponent	Score	RPI	S	Opponent	Score	RPI	S	Opponent	Score
1	A	South Carolina	43 103					81	A	South Fla.	29 80	117	A	Wisconsin	67 85
13	A	DePaul	76 105									161	H	North Ala.	60 81
												162	A	Jackson St.	62 94
												167	H	Samford	48 83
												179	A	Clemson	43 76
												274	N	Alabama A&M	48 75
												280	A	Ole Miss	66 93
												298	H	Jacksonville St.	68 63
												307	H	Ark.-Pine Bluff	62 73
												338	A	Grambling	73 59
												351	H	Mississippi Val.	77 64
LAST 10 Division I															
274	N	Alabama A&M	48 75	280	A	Ole Miss	66 93								
307	H	Ark.-Pine Bluff	62 73	161	H	North Ala.	60 81								
351	H	Mississippi Val.	77 64	13	A	DePaul	76 105								
338	A	Grambling	73 59	117	A	Wisconsin	67 85								
162	A	Jackson St.	62 94	81	A	South Fla.	29 80								

Non-Div I Games: Mobile 76 66 Paine 84 58

Alabama St.

Loss, Non-Conf, S Site, H Home A Away N Neutral

Albany (NY)

Through Games Of Jan. 24, 2020

Average RPI Win:	260	WON-LOST	WINNING	LAST 10	STRENGTH OF	OPP. STRENGTH	TEAM	ADJ.	CONF.	ADJ CONF.
Average RPI Loss:	219	RECORD	PCT. RANK	GAMES	SCHEDULE	OF SCHEDULE	RPI	RPI	RPI	RPI
DIV. I ONLY	5- 13	281	2-8	295	336	319	319	28	28	
DIV. I NON-CONF.	3- 9	279	0-4	335	318	333	333	29	29	
TOTALS	RPI 1-25	RPI 26-50	W-L RECORDS	RPI 51-100	RPI 101-150	RPI 150+				
5- 13	0- 0	0- 0	OVERALL	0- 2	0- 1	5- 10				
3- 7	0- 0	0- 0	HOME	0- 1	0- 0	3- 6				
2- 6	0- 0	0- 0	AWAY	0- 1	0- 1	2- 4				
0- 0	0- 0	0- 0	NEUTRAL	0- 0	0- 0	0- 0				
3- 9	0- 0	0- 0	NON-CONFERENCE	0- 1	0- 1	3- 7				
1- 5	0- 0	0- 0	HOME	0- 0	0- 0	1- 5				
2- 4	0- 0	0- 0	AWAY	0- 1	0- 1	2- 2				
0- 0	0- 0	0- 0	NEUTRAL	0- 0	0- 0	0- 0				
2- 4	0- 0	0- 0	CONFERENCE	0- 1	0- 0	2- 3				
2- 2	0- 0	0- 0	HOME	0- 1	0- 0	2- 1				
0- 2	0- 0	0- 0	AWAY	0- 0	0- 0	0- 2				
0- 0	0- 0	0- 0	NEUTRAL	0- 0	0- 0	0- 0				







































RPI 1-25				RPI 26-50				RPI 51-100				RPI 101+				Team's RPI: 319	
RPI	S	Opponent	Score	RPI	S	Opponent	Score	RPI	S	Opponent	Score	RPI	S	Opponent	Score		
								75	A	Marist	52	76	112	A	Syracuse	53	75
								94	H	Stony Brook	53	73	154	H	Cornell	51	71
												156	H	Columbia	82	78	
												192	H	Binghamton	56	53	
												216	H	Boston U.	58	60	
												225	H	Lafayette	47	54	
												232	A	Maine	49	60	
												234	A	UMass Lowell	51	53	
												277	H	Vermont	58	49	
												279	H	New Hampshire	47	48	
												294	H	Monmouth	41	53	
												306	H	St. Francis Brooklyn	41	49	
												308	A	Siena	46	52	
												321	A	Bryant	55	68	
												330	A	Canisius	70	53	
												345	A	Central Conn. St.	73	63	
LAST 10 Division I																	
				234	A	UMass Lowell	51	53		277	H	Vermont	58	49			
				94	H	Stony Brook	53	73		294	H	Monmouth	41	53			
				279	H	New Hampshire	47	48		321	A	Bryant	55	68			
				232	A	Maine	49	60		306	H	St. Francis Brooklyn	41	49			
				192	H	Binghamton	56	53		308	A	Siena	46	52			

Non-Div I Games: FDU-Florham 81 21

Albany (NY)


Loss, Non-Conf, S Site, H Home A Away N Neutral

Average RPI Win: 330	WON-LOST	WINNING	LAST 10	STRENGTH OF	OPP. STRENGTH	TEAM	ADJ.	CONF.	ADJ CONF.
Average RPI Loss: 189	RECORD	PCT. RANK	GAMES	SCHEDULE	OF SCHEDULE	RPI	RPI	RPI	RPI
DIV. I ONLY	6- 10	240	5-5	348	292	311	311	31	31
DIV. I NON-CONF.	2- 8	295	1-3	317	306	331	331	28	28
TOTALS	RPI 1-25	RPI 26-50	W-L RECORDS	RPI 51-100	RPI 101-150	RPI 150+			
6- 10	0- 0	0- 0	OVERALL	0- 1	0- 2	6- 7			
2- 2	0- 0	0- 0	HOME	0- 0	0- 1	2- 1			
4- 6	0- 0	0- 0	AWAY	0- 1	0- 1	4- 4			
0- 2	0- 0	0- 0	NEUTRAL	0- 0	0- 0	0- 2			
2- 8	0- 0	0- 0	NON-CONFERENCE	0- 0	0- 2	2- 6			
1- 1	0- 0	0- 0	HOME	0- 0	0- 1	1- 0			
1- 5	0- 0	0- 0	AWAY	0- 0	0- 1	1- 4			
0- 2	0- 0	0- 0	NEUTRAL	0- 0	0- 0	0- 2			
4- 2	0- 0	0- 0	CONFERENCE	0- 1	0- 0	4- 1			
1- 1	0- 0	0- 0	HOME	0- 0	0- 0	1- 1			
3- 1	0- 0	0- 0	AWAY	0- 1	0- 0	3- 0			
0- 0	0- 0	0- 0	NEUTRAL	0- 0	0- 0	0- 0			

RPI 1-25			RPI 26-50			RPI 51-100			RPI 101+			Team's RPI: 311
RPI	S	Opponent	Score	RPI	S	Opponent	Score	RPI	S	Opponent	Score	
						95  Texas Southern	70  105					
								132  UAB			65  86	
								150  SFA			62  67	
								162  Jackson St.			67  83	
								164  Memphis			51  57	
								179 N Clemson			46  77	
								218  UTEP			47  92	
								228  North Texas			31  67	
								280 N Ole Miss			55  73	
								284  Texas St.			59  67	
								300  Prairie View			68 63	
								307  Ark.-Pine Bluff			77 75	
								334  Tennessee St.			62 57	
								338  Grambling			80 54	
								350  Florida A&M			58 42	
								351  Mississippi Val.			81 67	
LAST 10 Division I												
307		Ark.-Pine Bluff	77 75	300		Prairie View	68 63					
351		Mississippi Val.	81 67	284		Texas St.	59  67					
338		Grambling	80 54	132		UAB	65  86					
162		Jackson St.	67  83	350		Florida A&M	58 42					
95		Texas Southern	70  105	179	N	Clemson	46  77					

Non-Div I Games: Tougaloo 85 61 Louisiana Col. 86 50

Alcorn

 Loss,  Non-Conf, S Site,  Home  Away N Neutral

Average RPI Win: 199	WON-LOST	WINNING	LAST 10	STRENGTH OF	OPP. STRENGTH	TEAM	ADJ.	CONF.	ADJ CONF.
Average RPI Loss: 125	RECORD	PCT. RANK	GAMES	SCHEDULE	OF SCHEDULE	RPI	RPI	RPI	RPI
DIV. I ONLY	7- 10	219	5-5	123	152	196	196	15	15
DIV. I NON-CONF.	4- 6	212	2-1	164	106	200	200	15	15
TOTALS	RPI 1-25	RPI 26-50	W-L RECORDS	RPI 51-100	RPI 101-150	RPI 150+			
7- 10	0- 0	0- 0	OVERALL	2- 4	0- 2	5- 4			
6- 2	0- 0	0- 0	HOME	2- 1	0- 1	4- 0			
1- 7	0- 0	0- 0	AWAY	0- 2	0- 1	1- 4			
0- 1	0- 0	0- 0	NEUTRAL	0- 1	0- 0	0- 0			
4- 6	0- 0	0- 0	NON-CONFERENCE	1- 3	0- 0	3- 3			
3- 1	0- 0	0- 0	HOME	1- 1	0- 0	2- 0			
1- 4	0- 0	0- 0	AWAY	0- 1	0- 0	1- 3			
0- 1	0- 0	0- 0	NEUTRAL	0- 1	0- 0	0- 0			
3- 4	0- 0	0- 0	CONFERENCE	1- 1	0- 2	2- 1			
3- 1	0- 0	0- 0	HOME	1- 0	0- 1	2- 0			
0- 3	0- 0	0- 0	AWAY	0- 1	0- 1	0- 1			
0- 0	0- 0	0- 0	NEUTRAL	0- 0	0- 0	0- 0			

RPI S	Opponent	Score	RPI S	Opponent	Score	RPI S	Opponent	Score	RPI S	Opponent	Score	Team's RPI: 196
						51	A Bucknell	43 68	111	A Holy Cross	59 72	
						70	H Minnesota	53 70	113	H Lehigh	63 64	
						73	A Ohio	69 81	152	H George Washington	66 53	
						78	N Buffalo	55 73	163	A Towson	60 63	
						84	H Villanova	76 54	175	A Saint Joseph's	51 72	
						92	H Colgate	63 61	204	A George Mason	55 73	
									216	A Boston U.	44 59	
									242	H High Point	56 48	
									254	A Radford	59 55	
									281	H Army West Point	73 57	
									286	H Loyola Maryland	63 44	
LAST 10 Division I												
286	H Loyola Maryland	63 44	216	A Boston U.	44 59							
111	A Holy Cross	59 72	92	H Colgate	63 61							
51	A Bucknell	43 68	152	H George Washington	66 53							
113	H Lehigh	63 64	254	A Radford	59 55							
281	H Army West Point	73 57	70	H Minnesota	53 70							

Non-Div I Games:

American

■ Loss,
 ■ Non-Conf,
 S Site,
 ■ Home
 ■ Away
 N Neutral

Appalachian St.

Through Games Of Jan. 24, 2020

Average RPI Win:	311	WON-LOST	WINNING	LAST 10	STRENGTH OF	OPP. STRENGTH	TEAM	ADJ.	CONF.	ADJ CONF.
Average RPI Loss:	139	RECORD	PCT. RANK	GAMES	SCHEDULE	OF SCHEDULE	RPI	RPI	RPI	RPI
DIV. I ONLY	4- 13	299	2-8	144	237	267	267	22	22	
DIV. I NON-CONF.	3- 8	268	1-3	190	232	258	258	21	21	
TOTALS	RPI 1-25	RPI 26-50	W-L RECORDS	RPI 51-100	RPI 101-150	RPI 150+				
4- 13	0- 1	0- 0	OVERALL	0- 2	0- 5	4- 5				
2- 4	0- 0	0- 0	HOME	0- 0	0- 2	2- 2				
1- 8	0- 1	0- 0	AWAY	0- 2	0- 3	1- 2				
1- 1	0- 0	0- 0	NEUTRAL	0- 0	0- 0	1- 1				
3- 8	0- 1	0- 0	NON-CONFERENCE	0- 1	0- 3	3- 3				
1- 2	0- 0	0- 0	HOME	0- 0	0- 0	1- 2				
1- 5	0- 1	0- 0	AWAY	0- 1	0- 3	1- 0				
1- 1	0- 0	0- 0	NEUTRAL	0- 0	0- 0	1- 1				
1- 5	0- 0	0- 0	CONFERENCE	0- 1	0- 2	1- 2				
1- 2	0- 0	0- 0	HOME	0- 0	0- 2	1- 0				
0- 3	0- 0	0- 0	AWAY	0- 1	0- 0	0- 2				
0- 0	0- 0	0- 0	NEUTRAL	0- 0	0- 0	0- 0				

RPI	S	Opponent	Score	RPI	S	Opponent	Score	RPI	S	Opponent	Score	RPI	S	Opponent	Score	Team's RPI: 267
1	A	South Carolina	50 92					54	A	Michigan	35 62	103	A	UNC Greensboro	47 54	
								68	A	Troy	55 84	104	H	Coastal Caro.	53 80	
												105	H	UT Arlington	60 82	
												116	A	VCU	38 66	
												122	A	Elon	66 67	
												181	N	Bethune-Cookman	44 61	
												220	H	Gardner-Webb	56 67	
												233	H	ETSU	61 67	
												241	A	Arkansas St.	58 76	
												253	A	South Alabama	66 81	
												284	H	Texas St.	73 65	
												299	A	Wofford	54 51	
												329	H	Mercer	77 68	
												330	N	Canisius	74 57	
LAST 10 Division I																
104	H	Coastal Caro.	53 80	253	A	South Alabama	66 81									
241	A	Arkansas St.	58 76	103	A	UNC Greensboro	47 54									
284	H	Texas St.	73 65	330	N	Canisius	74 57									
105	H	UT Arlington	60 82	181	N	Bethune-Cookman	44 61									
68	A	Troy	55 84	54	A	Michigan	35 62									

Non-Div I Games:

Appalachian St.

■ Loss,
■ Non-Conf,
■ S Site,
■ H Home
■ A Away
N Neutral

Arizona

Through Games Of Jan. 24, 2020

Average RPI Win:	185	WON-LOST	WINNING	LAST 10	STRENGTH OF	OPP. STRENGTH	TEAM	ADJ.	CONF.	ADJ CONF.
Average RPI Loss:	8	RECORD	PCT. RANK	GAMES	SCHEDULE	OF SCHEDULE	RPI	RPI	RPI	RPI
DIV. I ONLY	16- 3	20	7-3	112	74	36	36	1	1	
DIV. I NON-CONF.	11- 0	1	2-0	334	260	87	87	1	1	
TOTALS	RPI 1-25	RPI 26-50	W-L RECORDS	RPI 51-100	RPI 101-150	RPI 150+				
16- 3	0- 3	3- 0	OVERALL	3- 0	0- 0	10- 0				
8- 2	0- 2	1- 0	HOME	0- 0	0- 0	7- 0				
8- 1	0- 1	2- 0	AWAY	3- 0	0- 0	3- 0				
0- 0	0- 0	0- 0	NEUTRAL	0- 0	0- 0	0- 0				
11- 0	0- 0	1- 0	NON-CONFERENCE	0- 0	0- 0	10- 0				
7- 0	0- 0	0- 0	HOME	0- 0	0- 0	7- 0				
4- 0	0- 0	1- 0	AWAY	0- 0	0- 0	3- 0				
0- 0	0- 0	0- 0	NEUTRAL	0- 0	0- 0	0- 0				
5- 3	0- 3	2- 0	CONFERENCE	3- 0	0- 0	0- 0				
1- 2	0- 2	1- 0	HOME	0- 0	0- 0	0- 0				
4- 1	0- 1	1- 0	AWAY	3- 0	0- 0	0- 0				
0- 0	0- 0	0- 0	NEUTRAL	0- 0	0- 0	0- 0				

RPI S	Opponent	Score	RPI S	Opponent	Score	RPI S	Opponent	Score	RPI S	Opponent	Score
6	H Oregon	64 71	27	A Arizona St.	58 53	77	A Southern California	65 57	173	H Santa Clara	65 52
8	A UCLA	58 70	27	H Arizona St.	59 53	86	A Washington St.	74 67	186	A Montana	77 42
10	H Oregon St.	61 63	44	A Texas	83 58	98	A Washington	66 58	207	H North Dakota	74 42
									218	A UTEP	54 43
									261	H UC Riverside	70 27
									289	H UC Santa Barbara	61 42
									294	H Monmouth	86 34
									300	H Prairie View	83 48
									334	H Tennessee St.	77 42
									346	A Chicago St.	82 50
LAST 10 Division I											
27	H Arizona St.	59 53	8	A UCLA	58 70	77	A Southern California	65 57	27	A Arizona St.	58 53
98	A Washington	66 58	289	H UC Santa Barbara	61 42	334	H Tennessee St.	77 42			
86	A Washington St.	74 67									
6	H Oregon	64 71									
10	H Oregon St.	61 63									

Non-Div I Games:

Arizona

Loss, Non-Conf, S Site, H Home A Away N Neutral

Average RPI Win:	157	WON-LOST	WINNING	LAST 10	STRENGTH OF	OPP. STRENGTH	TEAM	ADJ.	CONF.	ADJ CONF.
Average RPI Loss:	35	RECORD	PCT. RANK	GAMES	SCHEDULE	OF SCHEDULE	RPI	RPI	RPI	RPI
DIV. I ONLY	15- 5	47	7-3	43	47	27	27	1	1	
DIV. I NON-CONF.	10- 2	30	2-0	235	113	67	67	1	1	
TOTALS	RPI 1-25	RPI 26-50	W-L RECORDS	RPI 51-100	RPI 101-150	RPI 150+				
15- 5	2- 2	1- 2	OVERALL	5- 1	0- 0	7- 0				
9- 1	2- 0	1- 1	HOME	1- 0	0- 0	5- 0				
4- 3	0- 1	0- 1	AWAY	3- 1	0- 0	1- 0				
2- 1	0- 1	0- 0	NEUTRAL	1- 0	0- 0	1- 0				
10- 2	0- 1	1- 0	NON-CONFERENCE	2- 1	0- 0	7- 0				
7- 0	0- 0	1- 0	HOME	1- 0	0- 0	5- 0				
1- 1	0- 0	0- 0	AWAY	0- 1	0- 0	1- 0				
2- 1	0- 1	0- 0	NEUTRAL	1- 0	0- 0	1- 0				
5- 3	2- 1	0- 2	CONFERENCE	3- 0	0- 0	0- 0				
2- 1	2- 0	0- 1	HOME	0- 0	0- 0	0- 0				
3- 2	0- 1	0- 1	AWAY	3- 0	0- 0	0- 0				
0- 0	0- 0	0- 0	NEUTRAL	0- 0	0- 0	0- 0				

RPI 1-25				RPI 26-50				Team's RPI: 27				RPI 51-100				RPI 101+			
RPI	S	Opponent	Score	RPI	S	Opponent	Score	RPI	S	Opponent	Score	RPI	S	Opponent	Score	RPI	S	Opponent	Score
6	H	Oregon	72 66	30	H	Creighton	70 55	59	N	Middle Tenn.	61 60	184	H	New Mexico	84 47				
8	A	UCLA	66 68	36	A	Arizona	53 59	70	A	Minnesota	66 80	232	N	Maine	57 31				
10	H	Oregon St.	55 47	36	H	Arizona	53 58	72	H	BYU	60 52	255	H	Idaho St.	74 69				
24	N	Purdue	52 59					77	A	Southern California	63 54	281	H	Army West Point	83 51				
								86	A	Washington St.	65 56	310	A	New Mexico St.	70 47				
								98	A	Washington	67 50	316	H	Air Force	87 56				
												332	H	Cal Poly	66 41				
LAST 10 Division I																			
				36	A	Arizona	53 59	77	A	Southern California	63 54								
				86	A	Washington St.	65 56	8	A	UCLA	66 68								
				98	A	Washington	67 50	36	H	Arizona	53 58								
				10	H	Oregon St.	55 47	30	H	Creighton	70 55								
				6	H	Oregon	72 66	310	A	New Mexico St.	70 47								

Non-Div I Games:

Arizona St.

■ Loss,
 ■ Non-Conf, S Site,
 ■ Home
 ■ Away
 N Neutral

Ark.-Pine Bluff

Through Games Of Jan. 24, 2020

Average RPI Win:	330	WON-LOST	WINNING	LAST 10	STRENGTH OF	OPP. STRENGTH	TEAM	ADJ.	CONF.	ADJ CONF.
Average RPI Loss:	177	RECORD	PCT. RANK	GAMES	SCHEDULE	OF SCHEDULE	RPI	RPI	RPI	RPI
DIV. I ONLY	2- 12	327	2-8	262	313	307	307	31	31	
DIV. I NON-CONF.	0- 9	338	0-5	75	200	309	309	28	28	
TOTALS	RPI 1-25	RPI 26-50	W-L RECORDS	RPI 51-100	RPI 101-150	RPI 150+				
2- 12	0- 0	0- 0	OVERALL	0- 3	0- 3	2- 6				
0- 2	0- 0	0- 0	HOME	0- 0	0- 0	0- 2				
2- 10	0- 0	0- 0	AWAY	0- 3	0- 3	2- 4				
0- 0	0- 0	0- 0	NEUTRAL	0- 0	0- 0	0- 0				
0- 9	0- 0	0- 0	NON-CONFERENCE	0- 3	0- 3	0- 3				
0- 0	0- 0	0- 0	HOME	0- 0	0- 0	0- 0				
0- 9	0- 0	0- 0	AWAY	0- 3	0- 3	0- 3				
0- 0	0- 0	0- 0	NEUTRAL	0- 0	0- 0	0- 0				
2- 3	0- 0	0- 0	CONFERENCE	0- 0	0- 0	2- 3				
0- 2	0- 0	0- 0	HOME	0- 0	0- 0	0- 2				
2- 1	0- 0	0- 0	AWAY	0- 0	0- 0	2- 1				
0- 0	0- 0	0- 0	NEUTRAL	0- 0	0- 0	0- 0				

RPI 1-25				RPI 26-50				RPI 51-100				RPI 101+				Team's RPI: 307	
RPI	S	Opponent	Score	RPI	S	Opponent	Score	RPI	S	Opponent	Score	RPI	S	Opponent	Score		
								58	A	Tennessee	51	92	104	A	Coastal Caro.	69	76
								64	A	Iowa St.	40	90	144	A	Illinois	50	65
								86	A	Washington St.	56	85	148	A	Wichita St.	50	100
												168	A	Texas Tech	55	81	
												241	A	Arkansas St.	60	81	
												246	H	Southern U.	43	70	
												274	A	Alabama A&M	55	74	
												278	A	Milwaukee	55	69	
												309	A	Alabama St.	73	62	
												311	H	Alcorn	75	77	
												351	A	Mississippi Val.	80	77	
LAST 10 Division I																	
				311	H	Alcorn	75	77	168	A	Texas Tech	55	81				
				246	H	Southern U.	43	70	148	A	Wichita St.	50	100				
				309	A	Alabama St.	73	62	241	A	Arkansas St.	60	81				
				274	A	Alabama A&M	55	74	86	A	Washington St.	56	85				
				351	A	Mississippi Val.	80	77	64	A	Iowa St.	40	90				

Non-Div I Games: Philander Smith 66 54

Ark.-Pine Bluff

■ Loss,
 ■ Non-Conf,
 ■ S Site,
 ■ H Home
 ■ A Away
 N Neutral

Arkansas

Through Games Of Jan. 24, 2020

Average RPI Win:	165	WON-LOST	WINNING	LAST 10	STRENGTH OF	OPP. STRENGTH	TEAM	ADJ.	CONF.	ADJ CONF.
Average RPI Loss:	52	RECORD	PCT. RANK	GAMES	SCHEDULE	OF SCHEDULE	RPI	RPI	RPI	RPI
DIV. I ONLY	15- 4	33	7-3	106	42	48	48	4	4	
DIV. I NON-CONF.	12- 1	9	4-0	192	122	34	34	5	5	
TOTALS	RPI 1-25	RPI 26-50	W-L RECORDS	RPI 51-100	RPI 101-150	RPI 150+				
15- 4	0- 2	0- 0	OVERALL	4- 1	5- 1	6- 0				
11- 2	0- 1	0- 0	HOME	3- 1	2- 0	6- 0				
2- 2	0- 1	0- 0	AWAY	1- 0	1- 1	0- 0				
2- 0	0- 0	0- 0	NEUTRAL	0- 0	2- 0	0- 0				
12- 1	0- 0	0- 0	NON-CONFERENCE	3- 0	3- 1	6- 0				
10- 0	0- 0	0- 0	HOME	3- 0	1- 0	6- 0				
0- 1	0- 0	0- 0	AWAY	0- 0	0- 1	0- 0				
2- 0	0- 0	0- 0	NEUTRAL	0- 0	2- 0	0- 0				
3- 3	0- 2	0- 0	CONFERENCE	1- 1	2- 0	0- 0				
1- 2	0- 1	0- 0	HOME	0- 1	1- 0	0- 0				
2- 1	0- 1	0- 0	AWAY	1- 0	1- 0	0- 0				
0- 0	0- 0	0- 0	NEUTRAL	0- 0	0- 0	0- 0				

RPI 1-25				RPI 26-50		Team's RPI: 48		RPI 51-100				RPI 101+			
RPI	S	Opponent	Score	RPI	S	Opponent	Score	RPI	S	Opponent	Score	RPI	S	Opponent	Score
1	A	South Carolina	82 91					66	A	Vanderbilt	100 66	117	N	Wisconsin	68 64
16	H	Texas A&M	77 84					67	H	Georgia	55 64	118	N	Fordham	71 59
								79	H	Belmont	91 60	125	A	California	80 84
								83	H	UT Martin	96 46	139	H	New Orleans	82 52
								94	H	Stony Brook	88 58	145	A	Auburn	86 70
												149	H	Missouri	90 73
												178	H	Kansas St.	81 72
												189	H	Little Rock	86 53
												205	H	Tulsa	91 41
												258	H	Oral Roberts	96 64
												324	H	McNeese	101 58
												337	H	Northwestern St.	99 39
LAST 10 Division I															
67	H	Georgia	55 64	16	H	Texas A&M	77 84	83	H	UT Martin	96 46				
66	A	Vanderbilt	100 66					189	H	Little Rock	86 53				
149	H	Missouri	90 73					337	H	Northwestern St.	99 39				
1	A	South Carolina	82 91					205	H	Tulsa	91 41				
145	A	Auburn	86 70												

Non-Div I Games:

Arkansas

■ Loss,
 ■ Non-Conf,
 ■ S Site,
 ■ H Home
 ■ A Away
 N Neutral

Average RPI Win:	291	WON-LOST	WINNING	LAST 10	STRENGTH OF	OPP. STRENGTH	TEAM	ADJ.	CONF.	ADJ CONF.
Average RPI Loss:	143	RECORD	PCT. RANK	GAMES	SCHEDULE	OF SCHEDULE	RPI	RPI	RPI	RPI
DIV. I ONLY	6- 11	255	4-6	222	212	241	241	22	22	
DIV. I NON-CONF.	2- 8	295	0-3	118	238	253	253	21	21	
TOTALS	RPI 1-25	RPI 26-50	W-L RECORDS	RPI 51-100	RPI 101-150	RPI 150+				
6- 11	0- 2	0- 0	OVERALL	0- 0	0- 3	6- 6				
4- 1	0- 0	0- 0	HOME	0- 0	0- 0	4- 1				
2- 9	0- 2	0- 0	AWAY	0- 0	0- 2	2- 5				
0- 1	0- 0	0- 0	NEUTRAL	0- 0	0- 1	0- 0				
2- 8	0- 2	0- 0	NON-CONFERENCE	0- 0	0- 1	2- 5				
1- 1	0- 0	0- 0	HOME	0- 0	0- 0	1- 1				
1- 6	0- 2	0- 0	AWAY	0- 0	0- 0	1- 4				
0- 1	0- 0	0- 0	NEUTRAL	0- 0	0- 1	0- 0				
4- 3	0- 0	0- 0	CONFERENCE	0- 0	0- 2	4- 1				
3- 0	0- 0	0- 0	HOME	0- 0	0- 0	3- 0				
1- 3	0- 0	0- 0	AWAY	0- 0	0- 2	1- 1				
0- 0	0- 0	0- 0	NEUTRAL	0- 0	0- 0	0- 0				

RPI 1-25				RPI 26-50				RPI 51-100				RPI 101+ Team's RPI: 241			
RPI	S	Opponent	Score	RPI	S	Opponent	Score	RPI	S	Opponent	Score	RPI	S	Opponent	Score
11	A	Baylor	43 111									105	A	UT Arlington	44 71
13	A	DePaul	64 109									124	N	N.C. A&T	50 55
												129	A	Louisiana	43 83
												164	A	Memphis	50 78
												177	H	Southeast Mo. St.	67 79
												189	A	Little Rock	58 67
												205	A	Tulsa	77 79
												215	A	Murray St.	62 77
												237	A	Louisiana Tech	54 67
												267	H	Appalachian St.	76 58
												275	A	San Diego St.	71 62
												284	A	Texas St.	56 53
												297	H	Ga. Southern	69 62
												307	H	Ark.-Pine Bluff	81 60
												317	H	Georgia St.	70 68
LAST 10 Division I															
129	A	Louisiana	43 83	284	A	Texas St.	56 53								
189	A	Little Rock	58 67	105	A	UT Arlington	44 71								
267	H	Appalachian St.	76 58	237	A	Louisiana Tech	54 67								
297	H	Ga. Southern	69 62	11	A	Baylor	43 111								
317	H	Georgia St.	70 68	164	A	Memphis	50 78								

Non-Div I Games: Central Baptist 88 63

Arkansas St.

■ Loss,
 ■ Non-Conf,
 ■ S Site,
 ■ Home
 ■ A Away
 N Neutral

Army West Point

Through Games Of Jan. 24, 2020

Average RPI Win:	287	WON-LOST	WINNING	LAST 10	STRENGTH OF	OPP. STRENGTH	TEAM	ADJ.	CONF.	ADJ CONF.
Average RPI Loss:	154	RECORD	PCT. RANK	GAMES	SCHEDULE	OF SCHEDULE	RPI	RPI	RPI	RPI
DIV. I ONLY	5- 13	281	2-8	194	274	281	281	15	15	
DIV. I NON-CONF.	4- 7	225	1-2	239	320	261	261	15	15	
TOTALS	RPI 1-25	RPI 26-50	W-L RECORDS	RPI 51-100	RPI 101-150	RPI 150+				
5- 13	0- 1	0- 2	OVERALL	0- 2	1- 0	4- 8				
3- 6	0- 1	0- 0	HOME	0- 1	1- 0	2- 4				
2- 7	0- 0	0- 2	AWAY	0- 1	0- 0	2- 4				
0- 0	0- 0	0- 0	NEUTRAL	0- 0	0- 0	0- 0				
4- 7	0- 1	0- 2	NON-CONFERENCE	0- 0	0- 0	4- 4				
2- 3	0- 1	0- 0	HOME	0- 0	0- 0	2- 2				
2- 4	0- 0	0- 2	AWAY	0- 0	0- 0	2- 2				
0- 0	0- 0	0- 0	NEUTRAL	0- 0	0- 0	0- 0				
1- 6	0- 0	0- 0	CONFERENCE	0- 2	1- 0	0- 4				
1- 3	0- 0	0- 0	HOME	0- 1	1- 0	0- 2				
0- 3	0- 0	0- 0	AWAY	0- 1	0- 0	0- 2				
0- 0	0- 0	0- 0	NEUTRAL	0- 0	0- 0	0- 0				

RPI S	Opponent	Score	RPI S	Opponent	Score	RPI S	Opponent	Score	RPI S	Opponent	Score	Team's RPI: 281
25	H TCU	52 66	27	A Arizona St.	51 83	51	H Bucknell	52 63	111	H Holy Cross	61 48	
			49	A St. John's (NY)	60 96	92	A Colgate	93 100	156	H Columbia	62 71	
									157	H William & Mary	65 77	
									196	A American	57 73	
									216	H Boston U.	66 72	
									219	A Manhattan	56 86	
									225	H Lafayette	52 57	
									286	A Loyola Maryland	59 68	
									306	A St. Francis Brooklyn	64 70	
									316	A Air Force	68 66	
									321	H Bryant	81 75	
									339	A Fairleigh Dickinson	70 68	
									348	H LIU Brooklyn	67 60	
LAST 10 Division I												
225	H Lafayette	52 57	92	A Colgate	93 100							
286	A Loyola Maryland	59 68	51	H Bucknell	52 63							
111	H Holy Cross	61 48	321	H Bryant	81 75							
216	H Boston U.	66 72	219	A Manhattan	56 86							
196	A American	57 73	49	A St. John's (NY)	60 96							

Non-Div I Games:

Army West Point

Loss, Non-Conf, S Site, H Home A Away N Neutral

Average RPI Win:	225	WON-LOST	WINNING	LAST 10	STRENGTH OF	OPP. STRENGTH	TEAM	ADJ.	CONF.	ADJ CONF.
Average RPI Loss:	67	RECORD	PCT. RANK	GAMES	SCHEDULE	OF SCHEDULE	RPI	RPI	RPI	RPI
DIV. I ONLY	7- 10	219	4-6	36	94	145	145	4	4	
DIV. I NON-CONF.	6- 5	151	3-1	42	187	89	89	5	5	
TOTALS	RPI 1-25	RPI 26-50	W-L RECORDS	RPI 51-100	RPI 101-150	RPI 150+				
7- 10	0- 1	0- 3	OVERALL	1- 4	0- 2	6- 0				
5- 4	0- 0	0- 2	HOME	0- 1	0- 1	5- 0				
1- 4	0- 1	0- 0	AWAY	0- 2	0- 1	1- 0				
1- 2	0- 0	0- 1	NEUTRAL	1- 1	0- 0	0- 0				
6- 5	0- 1	0- 2	NON-CONFERENCE	1- 1	0- 1	5- 0				
4- 1	0- 0	0- 1	HOME	0- 0	0- 0	4- 0				
1- 2	0- 1	0- 0	AWAY	0- 0	0- 1	1- 0				
1- 2	0- 0	0- 1	NEUTRAL	1- 1	0- 0	0- 0				
1- 5	0- 0	0- 1	CONFERENCE	0- 3	0- 1	1- 0				
1- 3	0- 0	0- 1	HOME	0- 1	0- 1	1- 0				
0- 2	0- 0	0- 0	AWAY	0- 2	0- 0	0- 0				
0- 0	0- 0	0- 0	NEUTRAL	0- 0	0- 0	0- 0				

RPI 1-25				RPI 26-50				RPI 51-100				RPI 101+ Team's RPI: 145			
RPI	S	Opponent	Score	RPI	S	Opponent	Score	RPI	S	Opponent	Score	RPI	S	Opponent	Score
25	A	TCU	65 80	31	N	Drake	82 83	59	N	Middle Tenn.	50 73	132	A	UAB	75 80
				37	H	Old Dominion	77 89	66	A	Vanderbilt	55 77	138	H	Florida	63 83
				48	H	Arkansas	70 86	67	A	Georgia	50 61	175	H	Saint Joseph's	66 62
								69	H	Alabama	48 75	181	H	Bethune-Cookman	74 56
								88	N	Dayton	76 74	253	A	South Alabama	82 62
												280	H	Ole Miss	59 43
												298	H	Jacksonville St.	62 53
												299	H	Wofford	84 82
LAST 10 Division I															
280	H	Ole Miss	59 43	66	A	Vanderbilt	55 77								
67	A	Georgia	50 61	298	H	Jacksonville St.	62 53								
69	H	Alabama	48 75	181	H	Bethune-Cookman	74 56								
138	H	Florida	63 83	25	A	TCU	65 80								
48	H	Arkansas	70 86	253	A	South Alabama	82 62								

Non-Div I Games:

Auburn

■ Loss,
 ■ Non-Conf,
 S Site,
 ■ Home
 ■ Away
 N Neutral

Average RPI Win:	265	WON-LOST	WINNING	LAST 10	STRENGTH OF	OPP. STRENGTH	TEAM	ADJ.	CONF.	ADJ CONF.
Average RPI Loss:	118	RECORD	PCT. RANK	GAMES	SCHEDULE	OF SCHEDULE	RPI	RPI	RPI	RPI
DIV. I ONLY	9- 7	141	5-5	257	283	172	172	20	20	
DIV. I NON-CONF.	7- 2	54	3-0	290	263	93	93	23	23	
TOTALS	RPI 1-25	RPI 26-50	W-L RECORDS	RPI 51-100	RPI 101-150	RPI 150+				
9- 7	0- 1	0- 0	OVERALL	1- 2	0- 2	8- 2				
3- 2	0- 0	0- 0	HOME	1- 1	0- 0	2- 1				
5- 5	0- 1	0- 0	AWAY	0- 1	0- 2	5- 1				
1- 0	0- 0	0- 0	NEUTRAL	0- 0	0- 0	1- 0				
7- 2	0- 1	0- 0	NON-CONFERENCE	1- 0	0- 1	6- 0				
2- 0	0- 0	0- 0	HOME	1- 0	0- 0	1- 0				
4- 2	0- 1	0- 0	AWAY	0- 0	0- 1	4- 0				
1- 0	0- 0	0- 0	NEUTRAL	0- 0	0- 0	1- 0				
2- 5	0- 0	0- 0	CONFERENCE	0- 2	0- 1	2- 2				
1- 2	0- 0	0- 0	HOME	0- 1	0- 0	1- 1				
1- 3	0- 0	0- 0	AWAY	0- 1	0- 1	1- 1				
0- 0	0- 0	0- 0	NEUTRAL	0- 0	0- 0	0- 0				

RPI	S	Opponent	Score	RPI	S	Opponent	Score	RPI	S	Opponent	Score	RPI	S	Opponent	Score	Team's RPI: 172
20	A	Kentucky	52 81					83	A	UT Martin	61 65	141	A	Tennessee Tech	49 58	
								83	H	UT Martin	61 69	144	A	Illinois	62 76	
								97	H	Illinois St.	77 72	177	A	Southeast Mo. St.	43 81	
												177	H	Southeast Mo. St.	66 79	
												192	N	Binghamton	80 63	
												209	A	Chattanooga	50 49	
												274	A	Alabama A&M	67 61	
												298	A	Jacksonville St.	63 57	
												301	A	FIU	58 56	
												326	H	Evansville	80 64	
												334	H	Tennessee St.	76 58	
												351	A	Mississippi Val.	100 82	
LAST 10 Division I																
334	H	Tennessee St.	76 58	83	H	UT Martin	61 69	177	H	Southeast Mo. St.	66 79					
83	A	UT Martin	61 65	97	H	Illinois St.	77 72	301	A	FIU	58 56					
177	A	Southeast Mo. St.	43 81	192	N	Binghamton	80 63									
298	A	Jacksonville St.	63 57													
141	A	Tennessee Tech	49 58													

Non-Div I Games: Christian Bros. 82 62 Ky. Wesleyan 103 70

Austin Peay

Loss, Non-Conf, S Site, H Home A Away N Neutral

Average RPI Win:	197	WON-LOST	WINNING	LAST 10	STRENGTH OF	OPP. STRENGTH	TEAM	ADJ.	CONF.	ADJ CONF.
Average RPI Loss:	67	RECORD	PCT. RANK	GAMES	SCHEDULE	OF SCHEDULE	RPI	RPI	RPI	RPI
DIV. I ONLY	10- 7	121	7-3	56	105	72	72	11	11	
DIV. I NON-CONF.	4- 5	195	1-1	39	94	101	101	11	11	
TOTALS	RPI 1-25	RPI 26-50	W-L RECORDS	RPI 51-100	RPI 101-150	RPI 150+				
10- 7	0- 2	0- 1	OVERALL	1- 1	3- 3	6- 0				
4- 3	0- 1	0- 0	HOME	0- 0	1- 2	3- 0				
5- 3	0- 0	0- 1	AWAY	1- 1	1- 1	3- 0				
1- 1	0- 1	0- 0	NEUTRAL	0- 0	1- 0	0- 0				
4- 5	0- 1	0- 1	NON-CONFERENCE	1- 1	1- 2	2- 0				
2- 1	0- 0	0- 0	HOME	0- 0	0- 1	2- 0				
1- 3	0- 0	0- 1	AWAY	1- 1	0- 1	0- 0				
1- 1	0- 1	0- 0	NEUTRAL	0- 0	1- 0	0- 0				
6- 2	0- 1	0- 0	CONFERENCE	0- 0	2- 1	4- 0				
2- 2	0- 1	0- 0	HOME	0- 0	1- 1	1- 0				
4- 0	0- 0	0- 0	AWAY	0- 0	1- 0	3- 0				
0- 0	0- 0	0- 0	NEUTRAL	0- 0	0- 0	0- 0				

RPI 1-25				RPI 26-50				RPI 51-100				RPI 101+			
RPI	S	Opponent	Score	RPI	S	Opponent	Score	RPI	S	Opponent	Score	RPI	S	Opponent	Score
9	H	Gonzaga	43 55	27	A	Arizona St.	52 60	86	A	Washington St.	50 67	101	A	Boise St.	55 66
10	N	Oregon St.	34 65					90	A	Fresno St.	71 65	106	H	Utah	73 77
												115	A	Pacific	76 66
												130	H	Portland	48 57
												133	N	San Jose St.	75 56
												146	H	San Diego	52 36
												169	A	Saint Mary's (CA)	65 55
												226	H	San Francisco	57 44
												243	A	Pepperdine	65 47
												259	A	LMU (CA)	59 44
												271	H	Utah St.	67 50
												320	H	Utah Valley	71 57
LAST 10 Division I															
226	H	San Francisco	57 44	9	H	Gonzaga	43 55	243	A	Pepperdine	65 47	10	N	Oregon St.	34 65
169	A	Saint Mary's (CA)	65 55	259	A	LMU (CA)	59 44	133	N	San Jose St.	75 56				
115	A	Pacific	76 66												
146	H	San Diego	52 36												
130	H	Portland	48 57												

Non-Div I Games: Tex. A&M-Kingsville90 38

BYU

■ Loss,
 ■ Non-Conf,
 ■ S Site,
 ■ H Home
 ■ A Away
 N Neutral

Average RPI Win:	171	WON-LOST	WINNING	LAST 10	STRENGTH OF	OPP. STRENGTH	TEAM	ADJ.	CONF.	ADJ CONF.
Average RPI Loss:	69	RECORD	PCT. RANK	GAMES	SCHEDULE	OF SCHEDULE	RPI	RPI	RPI	RPI
DIV. I ONLY	11- 6	91	7-3	104	81	65	65	10	10	
DIV. I NON-CONF.	7- 4	100	3-1	182	65	102	102	10	10	
TOTALS	RPI 1-25	RPI 26-50	W-L RECORDS	RPI 51-100	RPI 101-150	RPI 150+				
11- 6	0- 1	0- 1	OVERALL	2- 2	3- 2	6- 0				
5- 1	0- 0	0- 1	HOME	2- 0	1- 0	2- 0				
3- 4	0- 1	0- 0	AWAY	0- 2	0- 1	3- 0				
3- 1	0- 0	0- 0	NEUTRAL	0- 0	2- 1	1- 0				
7- 4	0- 0	0- 1	NON-CONFERENCE	1- 1	2- 2	4- 0				
2- 1	0- 0	0- 1	HOME	1- 0	0- 0	1- 0				
2- 2	0- 0	0- 0	AWAY	0- 1	0- 1	2- 0				
3- 1	0- 0	0- 0	NEUTRAL	0- 0	2- 1	1- 0				
4- 2	0- 1	0- 0	CONFERENCE	1- 1	1- 0	2- 0				
3- 0	0- 0	0- 0	HOME	1- 0	1- 0	1- 0				
1- 2	0- 1	0- 0	AWAY	0- 1	0- 0	1- 0				
0- 0	0- 0	0- 0	NEUTRAL	0- 0	0- 0	0- 0				

RPI 1-25				RPI 26-50				RPI 51-100 Team's RPI: 65				RPI 101+			
RPI	S	Opponent	Score	RPI	S	Opponent	Score	RPI	S	Opponent	Score	RPI	S	Opponent	Score
22	A	Central Mich.	39 66	32	H	Western Ky.	86 91	53	A	IUPUI	48 65	110	H	Kent St.	66 62
								73	A	Ohio	71 79	113	N	Lehigh	54 52
								78	H	Buffalo	69 65	114	A	Cincinnati	56 63
								100	H	Butler	74 70	117	N	Wisconsin	56 67
												127	N	Providence	52 51
												180	H	Eastern Mich.	59 54
												184	A	New Mexico	70 57
												197	A	Bowling Green	86 80
												211	H	Xavier	70 49
												259	N	LMU (CA)	77 72
												325	A	Purdue Fort Wayne	83 52
LAST 10 Division I															
78	H	Buffalo	69 65	110	H	Kent St.	66 62								
73	A	Ohio	71 79	184	A	New Mexico	70 57								
22	A	Central Mich.	39 66	127	N	Providence	52 51								
180	H	Eastern Mich.	59 54	259	N	LMU (CA)	77 72								
197	A	Bowling Green	86 80	32	H	Western Ky.	86 91								

Non-Div I Games: Urbana 84 49

Ball St.

■ Loss,
 ■ Non-Conf, S Site,
 ■ Home
 ■ Away
 N Neutral

Average RPI Win:	131	WON-LOST	WINNING	LAST 10	STRENGTH OF	OPP. STRENGTH	TEAM	ADJ.	CONF.	ADJ CONF.
Average RPI Loss:	1	RECORD	PCT. RANK	GAMES	SCHEDULE	OF SCHEDULE	RPI	RPI	RPI	RPI
DIV. I ONLY	16- 1	8	9-1	54	6	11	11	3	3	
DIV. I NON-CONF.	11- 1	13	4-1	153	19	27	27	4	4	
TOTALS	RPI 1-25	RPI 26-50	W-L RECORDS	RPI 51-100	RPI 101-150	RPI 150+				
16- 1	3- 1	3- 0	OVERALL	4- 0	0- 0	6- 0				
10- 0	0- 0	2- 0	HOME	2- 0	0- 0	6- 0				
4- 0	2- 0	1- 0	AWAY	1- 0	0- 0	0- 0				
2- 1	1- 1	0- 0	NEUTRAL	1- 0	0- 0	0- 0				
11- 1	2- 1	0- 0	NON-CONFERENCE	3- 0	0- 0	6- 0				
8- 0	0- 0	0- 0	HOME	2- 0	0- 0	6- 0				
1- 0	1- 0	0- 0	AWAY	0- 0	0- 0	0- 0				
2- 1	1- 1	0- 0	NEUTRAL	1- 0	0- 0	0- 0				
5- 0	1- 0	3- 0	CONFERENCE	1- 0	0- 0	0- 0				
2- 0	0- 0	2- 0	HOME	0- 0	0- 0	0- 0				
3- 0	1- 0	1- 0	AWAY	1- 0	0- 0	0- 0				
0- 0	0- 0	0- 0	NEUTRAL	0- 0	0- 0	0- 0				

RPI 1-25				RPI 26-50				RPI 51-100				RPI 101+			
RPI	S	Opponent	Score	RPI	S	Opponent	Score	RPI	S	Opponent	Score	RPI	S	Opponent	Score
1	N	South Carolina	59 74	33	A	Oklahoma	77 56	67	H	Georgia	72 38	213	H	Lamar University	90 28
3	A	UConn	74 58	35	H	Oklahoma St.	94 48	74	A	Kansas	90 47	241	H	Arkansas St.	111 43
14	N	Indiana	77 62	39	H	West Virginia	91 51	81	H	South Fla.	58 46	260	H	Morehead St.	94 47
25	A	TCU	66 57					86	N	Washington St.	89 66	279	H	New Hampshire	97 29
												315	H	Houston Baptist	112 42
												338	H	Grambling	120 46
LAST 10 Division I															
25	A	TCU	66 57	33	A	Oklahoma	77 56								
39	H	West Virginia	91 51	260	H	Morehead St.	94 47								
74	A	Kansas	90 47	241	H	Arkansas St.	111 43								
35	H	Oklahoma St.	94 48	67	H	Georgia	72 38								
3	A	UConn	74 58	1	N	South Carolina	59 74								

Non-Div I Games:

Baylor

■ Loss,
 ■ Non-Conf, S Site,
 ■ Home
 ■ Away
 N Neutral

Belmont

Through Games Of Jan. 24, 2020

Average RPI Win:	207	WON-LOST	WINNING	LAST 10	STRENGTH OF	OPP. STRENGTH	TEAM	ADJ.	CONF.	ADJ CONF.
Average RPI Loss:	58	RECORD	PCT. RANK	GAMES	SCHEDULE	OF SCHEDULE	RPI	RPI	RPI	RPI
DIV. I ONLY	11- 7	112	8-2	91	116	79	79	20	20	
DIV. I NON-CONF.	5- 6	187	2-1	48	13	92	92	23	23	
TOTALS	RPI 1-25	RPI 26-50	W-L RECORDS	RPI 51-100	RPI 101-150	RPI 150+				
11- 7	0- 1	0- 4	OVERALL	2- 1	0- 0	9- 1				
8- 0	0- 0	0- 0	HOME	2- 0	0- 0	6- 0				
3- 5	0- 0	0- 3	AWAY	0- 1	0- 0	3- 1				
0- 2	0- 1	0- 1	NEUTRAL	0- 0	0- 0	0- 0				
5- 6	0- 1	0- 4	NON-CONFERENCE	2- 0	0- 0	3- 1				
4- 0	0- 0	0- 0	HOME	2- 0	0- 0	2- 0				
1- 4	0- 0	0- 3	AWAY	0- 0	0- 0	1- 1				
0- 2	0- 1	0- 1	NEUTRAL	0- 0	0- 0	0- 0				
6- 1	0- 0	0- 0	CONFERENCE	0- 1	0- 0	6- 0				
4- 0	0- 0	0- 0	HOME	0- 0	0- 0	4- 0				
2- 1	0- 0	0- 0	AWAY	0- 1	0- 0	2- 0				
0- 0	0- 0	0- 0	NEUTRAL	0- 0	0- 0	0- 0				

RPI 1-25				RPI 26-50				RPI 51-100				Team's RPI: 79	RPI 101+			
RPI	S	Opponent	Score	RPI	S	Opponent	Score	RPI	S	Opponent	Score		RPI	S	Opponent	Score
17	N	Maryland	26 90	26	N	Virginia Tech	58 60	59	H	Middle Tenn.	68 57		158	A	Toledo	48 53
				32	A	Western Ky.	46 77	61	H	UCF	72 37		177	A	Southeast Mo. St.	57 45
				40	A	Marquette	51 53	83	A	UT Martin	57 74		209	H	Chattanooga	63 50
				48	A	Arkansas	60 91						215	A	Murray St.	86 56
													221	H	Northern Ky.	62 45
													230	H	Eastern Ill.	69 45
													251	A	Lipscomb	69 68
													260	H	Morehead St.	71 62
													272	H	Eastern Ky.	68 48
													327	H	SIUE	69 48
LAST 10 Division I																
				215	A	Murray St.	86 56						230	H	Eastern Ill.	69 45
				260	H	Morehead St.	71 62						327	H	SIUE	69 48
				272	H	Eastern Ky.	68 48						40	A	Marquette	51 53
				83	A	UT Martin	57 74						59	H	Middle Tenn.	68 57
				177	A	Southeast Mo. St.	57 45						251	A	Lipscomb	69 68

Non-Div I Games:

Belmont

Loss, Non-Conf, S Site, H Home A Away N Neutral

Bethune-Cookman

Through Games Of Jan. 24, 2020

Average RPI Win:	284	WON-LOST	WINNING	LAST 10	STRENGTH OF	OPP. STRENGTH	TEAM	ADJ.	CONF.	ADJ CONF.
Average RPI Loss:	96	RECORD	PCT. RANK	GAMES	SCHEDULE	OF SCHEDULE	RPI	RPI	RPI	RPI
DIV. I ONLY	10- 5	72	6-4	324	201	181	181	30	30	
DIV. I NON-CONF.	6- 4	123	2-3	298	119	167	167	31	31	
TOTALS	RPI 1-25	RPI 26-50	W-L RECORDS	RPI 51-100	RPI 101-150	RPI 150+				
10- 5	0- 1	0- 0	OVERALL	0- 2	0- 1	10- 1				
4- 2	0- 1	0- 0	HOME	0- 1	0- 0	4- 0				
5- 3	0- 0	0- 0	AWAY	0- 1	0- 1	5- 1				
1- 0	0- 0	0- 0	NEUTRAL	0- 0	0- 0	1- 0				
6- 4	0- 1	0- 0	NON-CONFERENCE	0- 2	0- 1	6- 0				
1- 2	0- 1	0- 0	HOME	0- 1	0- 0	1- 0				
4- 2	0- 0	0- 0	AWAY	0- 1	0- 1	4- 0				
1- 0	0- 0	0- 0	NEUTRAL	0- 0	0- 0	1- 0				
4- 1	0- 0	0- 0	CONFERENCE	0- 0	0- 0	4- 1				
3- 0	0- 0	0- 0	HOME	0- 0	0- 0	3- 0				
1- 1	0- 0	0- 0	AWAY	0- 0	0- 0	1- 1				
0- 0	0- 0	0- 0	NEUTRAL	0- 0	0- 0	0- 0				

RPI 1-25				RPI 26-50				RPI 51-100				RPI 101+ Team's RPI: 181			
RPI	S	Opponent	Score	RPI	S	Opponent	Score	RPI	S	Opponent	Score	RPI	S	Opponent	Score
22	H	Central Mich.	67 92					68	H	Troy	62 68	145	A	Auburn	56 74
								69	A	Alabama	49 60	174	A	Norfolk St.	51 61
												238	A	Stetson	59 55
												239	A	Jacksonville	53 52
												240	A	Howard	75 59
												267	N	Appalachian St.	61 44
												269	H	Morgan St.	74 65
												297	H	Ga. Southern	75 57
												301	A	FIU	65 60
												312	H	N.C. Central	73 52
												333	A	Charleston So.	81 41
												343	H	Coppin St.	82 51
LAST 10 Division I															
312	H	N.C. Central	73 52	22	H	Central Mich.	67 92	238	A	Stetson	59 55	267	N	Appalachian St.	61 44
269	H	Morgan St.	74 65	69	A	Alabama	49 60	145	A	Auburn	56 74				
343	H	Coppin St.	82 51												
240	A	Howard	75 59												
174	A	Norfolk St.	51 61												

Non-Div I Games: Edward Waters 79 46 Palm Beach Atl. 68 45

Bethune-Cookman

Loss, Non-Conf, S Site, H Home A Away N Neutral

Binghamton

Through Games Of Jan. 24, 2020

Average RPI Win:	268	WON-LOST	WINNING	LAST 10	STRENGTH OF	OPP. STRENGTH	TEAM	ADJ.	CONF.	ADJ CONF.
Average RPI Loss:	192	RECORD	PCT. RANK	GAMES	SCHEDULE	OF SCHEDULE	RPI	RPI	RPI	RPI
DIV. I ONLY	12- 6	72	4-6	320	293	192	192	28	28	
DIV. I NON-CONF.	10- 2	30	2-2	331	257	130	130	29	29	
TOTALS	RPI 1-25	RPI 26-50	W-L RECORDS	RPI 51-100	RPI 101-150	RPI 150+				
12- 6	0- 0	0- 0	OVERALL	0- 2	0- 0	12- 4				
6- 2	0- 0	0- 0	HOME	0- 1	0- 0	6- 1				
5- 3	0- 0	0- 0	AWAY	0- 1	0- 0	5- 2				
1- 1	0- 0	0- 0	NEUTRAL	0- 0	0- 0	1- 1				
10- 2	0- 0	0- 0	NON-CONFERENCE	0- 1	0- 0	10- 1				
5- 0	0- 0	0- 0	HOME	0- 0	0- 0	5- 0				
4- 1	0- 0	0- 0	AWAY	0- 1	0- 0	4- 0				
1- 1	0- 0	0- 0	NEUTRAL	0- 0	0- 0	1- 1				
2- 4	0- 0	0- 0	CONFERENCE	0- 1	0- 0	2- 3				
1- 2	0- 0	0- 0	HOME	0- 1	0- 0	1- 1				
1- 2	0- 0	0- 0	AWAY	0- 0	0- 0	1- 2				
0- 0	0- 0	0- 0	NEUTRAL	0- 0	0- 0	0- 0				

RPI 1-25				RPI 26-50				RPI 51-100				RPI 101+ Team's RPI: 192			
RPI	S	Opponent	Score	RPI	S	Opponent	Score	RPI	S	Opponent	Score	RPI	S	Opponent	Score
								56	A	Miami (FL)	56 79	154	A	Cornell	59 56
								94	H	Stony Brook	60 67	172	N	Austin Peay	63 80
												180	H	Eastern Mich.	78 67
												225	H	Lafayette	74 64
												227	H	Niagara	74 55
												232	H	Maine	73 63
												234	H	UMass Lowell	56 66
												263	A	Delaware St.	75 66
												277	A	Vermont	62 65
												292	H	St. Bonaventure	78 67
												308	A	Siena	89 62
												319	A	Albany (NY)	53 56
												323	A	UMBC	61 43
												335	H	NJIT	75 40
												338	N	Grambling	88 67
												339	A	Fairleigh Dickinson	60 48
LAST 10 Division I															
				94	H	Stony Brook	60 67	319	A	Albany (NY)	53 56				
				232	H	Maine	73 63	335	H	NJIT	75 40				
				277	A	Vermont	62 65	338	N	Grambling	88 67				
				234	H	UMass Lowell	56 66	172	N	Austin Peay	63 80				
				323	A	UMBC	61 43	56	A	Miami (FL)	56 79				

Non-Div I Games: Bloomsburg 70 45

Binghamton

Loss, Non-Conf, S Site, H Home A Away N Neutral

Average RPI Win:	237	WON-LOST	WINNING	LAST 10	STRENGTH OF	OPP. STRENGTH	TEAM	ADJ.	CONF.	ADJ CONF.
Average RPI Loss:	87	RECORD	PCT. RANK	GAMES	SCHEDULE	OF SCHEDULE	RPI	RPI	RPI	RPI
DIV. I ONLY	12- 6	72	8-2	171	128	101	101	17	17	
DIV. I NON-CONF.	6- 4	123	3-0	62	34	76	76	24	24	
TOTALS	RPI 1-25	RPI 26-50	W-L RECORDS	RPI 51-100	RPI 101-150	RPI 150+				
12- 6	0- 3	0- 0	OVERALL	1- 1	1- 0	10- 2				
8- 2	0- 1	0- 0	HOME	1- 1	0- 0	7- 0				
4- 4	0- 2	0- 0	AWAY	0- 0	1- 0	3- 2				
0- 0	0- 0	0- 0	NEUTRAL	0- 0	0- 0	0- 0				
6- 4	0- 3	0- 0	NON-CONFERENCE	1- 1	1- 0	4- 0				
4- 2	0- 1	0- 0	HOME	1- 1	0- 0	3- 0				
2- 2	0- 2	0- 0	AWAY	0- 0	1- 0	1- 0				
0- 0	0- 0	0- 0	NEUTRAL	0- 0	0- 0	0- 0				
6- 2	0- 0	0- 0	CONFERENCE	0- 0	0- 0	6- 2				
4- 0	0- 0	0- 0	HOME	0- 0	0- 0	4- 0				
2- 2	0- 0	0- 0	AWAY	0- 0	0- 0	2- 2				
0- 0	0- 0	0- 0	NEUTRAL	0- 0	0- 0	0- 0				

RPI 1-25				RPI 26-50				RPI 51-100				RPI 101+ Team's RPI: 101			
RPI	S	Opponent	Score	RPI	S	Opponent	Score	RPI	S	Opponent	Score	RPI	S	Opponent	Score
2	A	Louisville	82 98					72	H	BYU	66 55	132	A	UAB	83 81
7	H	Missouri St.	69 72					86	H	Washington St.	68 80	182	A	UNLV	65 66
25	A	TCU	65 77									184	H	New Mexico	83 82
												200	H	Portland St.	82 57
												217	A	Wyoming	68 73
												243	H	Pepperdine	76 74
												256	A	Colorado St.	72 69
												271	A	Utah St.	65 59
												275	H	San Diego St.	86 72
												282	H	Nevada	54 40
												287	A	Eastern Wash.	63 61
												316	H	Air Force	70 61
												320	H	Utah Valley	77 69
LAST 10 Division I															
271	A	Utah St.	65 59	217	A	Wyoming	68 73								
316	H	Air Force	70 61	243	H	Pepperdine	76 74								
275	H	San Diego St.	86 72	287	A	Eastern Wash.	63 61								
182	A	UNLV	65 66	72	H	BYU	66 55								
282	H	Nevada	54 40	256	A	Colorado St.	72 69								

Non-Div I Games: Lewis-Clark St. 88 34 Western Ore. 75 32

Boise St.

Loss, Non-Conf, S Site, H Home A Away N Neutral

Boston College

Through Games Of Jan. 24, 2020

Average RPI Win:	186	WON-LOST	WINNING	LAST 10	STRENGTH OF	OPP. STRENGTH	TEAM	ADJ.	CONF.	ADJ CONF.
Average RPI Loss:	50	RECORD	PCT. RANK	GAMES	SCHEDULE	OF SCHEDULE	RPI	RPI	RPI	RPI
DIV. I ONLY	10- 9	167	5-5	59	34	85	85	5	5	
DIV. I NON-CONF.	7- 4	100	2-0	94	139	74	74	3	3	
TOTALS	RPI 1-25	RPI 26-50	W-L RECORDS	RPI 51-100	RPI 101-150	RPI 150+				
10- 9	0- 3	1- 3	OVERALL	0- 1	4- 2	5- 0				
5- 3	0- 2	0- 1	HOME	0- 0	2- 0	3- 0				
4- 5	0- 1	1- 2	AWAY	0- 0	1- 2	2- 0				
1- 1	0- 0	0- 0	NEUTRAL	0- 1	1- 0	0- 0				
7- 4	0- 1	0- 0	NON-CONFERENCE	0- 1	3- 2	4- 0				
5- 0	0- 0	0- 0	HOME	0- 0	2- 0	3- 0				
1- 3	0- 1	0- 0	AWAY	0- 0	0- 2	1- 0				
1- 1	0- 0	0- 0	NEUTRAL	0- 1	1- 0	0- 0				
3- 5	0- 2	1- 3	CONFERENCE	0- 0	1- 0	1- 0				
0- 3	0- 2	0- 1	HOME	0- 0	0- 0	0- 0				
3- 2	0- 0	1- 2	AWAY	0- 0	1- 0	1- 0				
0- 0	0- 0	0- 0	NEUTRAL	0- 0	0- 0	0- 0				

RPI S	Opponent	Score	RPI S	Opponent	Score	RPI S	Opponent	Score	RPI S	Opponent	Score
2	H Louisville	70 81	26	A Virginia Tech	49 70	71	N Charlotte	68 84	111	A Holy Cross	71 80
15	A Northwestern	63 66	34	H Virginia	52 69				116	H VCU	87 52
19	H NC State	54 72	41	A Duke	73 85				119	A Notre Dame	75 65
			46	A Georgia Tech	55 48				127	A Providence	60 76
									128	N Tulane	89 76
									140	H Rhode Island	66 55
									216	A Boston U.	88 57
									234	H UMass Lowell	89 46
									263	H Delaware St.	109 69
									296	A Pittsburgh	79 70
									306	H St. Francis Brooklyn	106 69
LAST 10 Division I											
26	A Virginia Tech	49 70	296	A Pittsburgh	79 70						
46	A Georgia Tech	55 48	19	H NC State	54 72						
2	H Louisville	70 81	263	H Delaware St.	109 69						
34	H Virginia	52 69	216	A Boston U.	88 57						
119	A Notre Dame	75 65	41	A Duke	73 85						

Non-Div I Games:

Boston College

Loss, Non-Conf, S Site, H Home A Away N Neutral

Average RPI Win: 237	WON-LOST	WINNING	LAST 10	STRENGTH OF	OPP. STRENGTH	TEAM	ADJ.	CONF.	ADJ CONF.
Average RPI Loss: 146	RECORD	PCT. RANK	GAMES	SCHEDULE	OF SCHEDULE	RPI	RPI	RPI	RPI
DIV. I ONLY	8- 10	202	5-5	219	192	216	216	15	15
DIV. I NON-CONF.	5- 6	187	2-1	181	208	197	197	15	15
TOTALS	RPI 1-25	RPI 26-50	W-L RECORDS	RPI 51-100	RPI 101-150	RPI 150+			
8- 10	0- 0	0- 0	OVERALL	0- 3	1- 4	7- 3			
4- 5	0- 0	0- 0	HOME	0- 3	1- 2	3- 0			
4- 5	0- 0	0- 0	AWAY	0- 0	0- 2	4- 3			
0- 0	0- 0	0- 0	NEUTRAL	0- 0	0- 0	0- 0			
5- 6	0- 0	0- 0	NON-CONFERENCE	0- 2	1- 3	4- 1			
2- 4	0- 0	0- 0	HOME	0- 2	1- 2	1- 0			
3- 2	0- 0	0- 0	AWAY	0- 0	0- 1	3- 1			
0- 0	0- 0	0- 0	NEUTRAL	0- 0	0- 0	0- 0			
3- 4	0- 0	0- 0	CONFERENCE	0- 1	0- 1	3- 2			
2- 1	0- 0	0- 0	HOME	0- 1	0- 0	2- 0			
1- 3	0- 0	0- 0	AWAY	0- 0	0- 1	1- 2			
0- 0	0- 0	0- 0	NEUTRAL	0- 0	0- 0	0- 0			

RPI 1-25			RPI 26-50			RPI 51-100			RPI 101+			Team's RPI: 216
RPI	S	Opponent	Score	RPI	S	Opponent	Score	RPI	S	Opponent	Score	
						75	H Marist	75	89	113	A Lehigh	34 51
						85	H Boston College	57	88	125	A California	62 73
						92	H Colgate	61	70	134	H Massachusetts	45 58
										142	H Harvard	39 66
										147	H Northeastern	72 56
										155	H Dartmouth	74 56
										196	H American	59 44
										203	A UC Davis	68 75
										225	A Lafayette	57 59
										232	A Maine	62 49
										264	A Navy	41 46
										279	A New Hampshire	78 64
										281	A Army West Point	72 66
										286	H Loyola Maryland	44 42
										319	A Albany (NY)	60 58
LAST 10 Division I												
						264	A Navy	41	46	196	H American	59 44
						92	H Colgate	61	70	225	A Lafayette	57 59
						286	H Loyola Maryland	44	42	147	H Northeastern	72 56
						281	A Army West Point	72	66	155	H Dartmouth	74 56
						113	A Lehigh	34	51	85	H Boston College	57 88

Non-Div I Games:

Boston U.

■ Loss,
 ■ Non-Conf,
 ■ S Site,
 ■ H Home
 ■ A Away
 N Neutral

Bowling Green

Through Games Of Jan. 24, 2020

Average RPI Win: 233	WON-LOST	WINNING	LAST 10	STRENGTH OF	OPP. STRENGTH	TEAM	ADJ.	CONF.	ADJ CONF.
Average RPI Loss: 135	RECORD	PCT. RANK	GAMES	SCHEDULE	OF SCHEDULE	RPI	RPI	RPI	RPI
DIV. I ONLY	6- 10	240	3-7	132	186	197	197	10	10
DIV. I NON-CONF.	5- 5	164	2-2	185	240	150	150	10	10

TOTALS	RPI 1-25	RPI 26-50	W-L RECORDS	RPI 51-100	RPI 101-150	RPI 150+			
6- 10	0- 1	0- 0	OVERALL	0- 2	1- 1	5- 6			
3- 2	0- 0	0- 0	HOME	0- 1	1- 0	2- 1			
2- 6	0- 1	0- 0	AWAY	0- 1	0- 1	2- 3			
1- 2	0- 0	0- 0	NEUTRAL	0- 0	0- 0	1- 2			
5- 5	0- 1	0- 0	NON-CONFERENCE	0- 0	0- 1	5- 3			
2- 0	0- 0	0- 0	HOME	0- 0	0- 0	2- 0			
2- 3	0- 1	0- 0	AWAY	0- 0	0- 1	2- 1			
1- 2	0- 0	0- 0	NEUTRAL	0- 0	0- 0	1- 2			
1- 5	0- 0	0- 0	CONFERENCE	0- 2	1- 0	0- 3			
1- 2	0- 0	0- 0	HOME	0- 1	1- 0	0- 1			
0- 3	0- 0	0- 0	AWAY	0- 1	0- 0	0- 2			
0- 0	0- 0	0- 0	NEUTRAL	0- 0	0- 0	0- 0			

RPI 1-25				RPI 26-50				RPI 51-100				RPI 101+ Team's RPI: 197			
RPI	S	Opponent	Score	RPI	S	Opponent	Score	RPI	S	Opponent	Score	RPI	S	Opponent	Score
24	A	Purdue	74 81					65	H	Ball St.	80 86	102	A	Loyola Chicago	76 84
								78	A	Buffalo	59 65	137	H	Western Mich.	72 63
												158	A	Toledo	72 79
												165	N	Green Bay	54 73
												166	A	Valparaiso	90 95
												180	A	Eastern Mich.	61 78
												183	H	Cleveland St.	89 62
												187	H	Akron	73 76
												226	N	San Francisco	56 64
												247	A	Marshall	82 69
												260	H	Morehead St.	79 65
												278	A	Milwaukee	63 51
												295	N	California Baptist	98 60

LAST 10 Division I															
137	H	Western Mich.	72 63	180	A	Eastern Mich.	61 78	24	A	Purdue	74 81	102	A	Loyola Chicago	76 84
158	A	Toledo	72 79	78	A	Buffalo	59 65	102	A	Loyola Chicago	76 84	278	A	Milwaukee	63 51
78	A	Buffalo	59 65	187	H	Akron	73 76	247	A	Marshall	82 69				
187	H	Akron	73 76	65	H	Ball St.	80 86								

Non-Div I Games: Davis & Elkins 91 52 Notre Dame (OH) 88 54

Bowling Green

■ Loss,
 ■ Non-Conf,
 ■ S Site,
 ■ H Home
 ■ A Away
 N Neutral

Average RPI Win:	195	WON-LOST	WINNING	LAST 10	STRENGTH OF	OPP. STRENGTH	TEAM	ADJ.	CONF.	ADJ CONF.
Average RPI Loss:	81	RECORD	PCT. RANK	GAMES	SCHEDULE	OF SCHEDULE	RPI	RPI	RPI	RPI
DIV. I ONLY	14- 2	16	9-1	274	107	61	61	7	7	
DIV. I NON-CONF.	8- 2	52	3-1	310	93	107	107	7	7	
TOTALS	RPI 1-25	RPI 26-50	W-L RECORDS	RPI 51-100	RPI 101-150	RPI 150+				
14- 2	0- 0	0- 0	OVERALL	2- 1	2- 1	10- 0				
7- 0	0- 0	0- 0	HOME	2- 0	0- 0	5- 0				
4- 1	0- 0	0- 0	AWAY	0- 1	1- 0	3- 0				
3- 1	0- 0	0- 0	NEUTRAL	0- 0	1- 1	2- 0				
8- 2	0- 0	0- 0	NON-CONFERENCE	0- 1	1- 1	7- 0				
3- 0	0- 0	0- 0	HOME	0- 0	0- 0	3- 0				
2- 1	0- 0	0- 0	AWAY	0- 1	0- 0	2- 0				
3- 1	0- 0	0- 0	NEUTRAL	0- 0	1- 1	2- 0				
6- 0	0- 0	0- 0	CONFERENCE	2- 0	1- 0	3- 0				
4- 0	0- 0	0- 0	HOME	2- 0	0- 0	2- 0				
2- 0	0- 0	0- 0	AWAY	0- 0	1- 0	1- 0				
0- 0	0- 0	0- 0	NEUTRAL	0- 0	0- 0	0- 0				

RPI 1-25				RPI 26-50				RPI 51-100				Team's RPI: 61	RPI 101+			
RPI	S	Opponent	Score	RPI	S	Opponent	Score	RPI	S	Opponent	Score		RPI	S	Opponent	Score
								52	H	UNI	61 47		102	A	Loyola Chicago	60 47
								54	A	Michigan	57 77		108	N	Liberty	63 75
								97	H	Illinois St.	76 61		126	N	Richmond	61 57
													162	H	Jackson St.	78 69
													166	A	Valparaiso	75 61
													194	H	Miami (OH)	79 68
													199	A	Western Ill.	84 49
													204	N	George Mason	61 59
													262	H	Indiana St.	91 75
													268	A	Oakland	74 58
													287	N	Eastern Wash.	66 46
													291	H	North Dakota St.	70 64
													326	H	Evansville	82 51
LAST 10 Division I																
				52	H	UNI	61 47					326	H	Evansville	82 51	
				166	A	Valparaiso	75 61					287	N	Eastern Wash.	66 46	
				102	A	Loyola Chicago	60 47					108	N	Liberty	63 75	
				97	H	Illinois St.	76 61					162	H	Jackson St.	78 69	
				262	H	Indiana St.	91 75					291	H	North Dakota St.	70 64	

Non-Div I Games: Eureka 101 39

Bradley

Average RPI Win:	286	WON-LOST	WINNING	LAST 10	STRENGTH OF	OPP. STRENGTH	TEAM	ADJ.	CONF.	ADJ CONF.
Average RPI Loss:	162	RECORD	PCT. RANK	GAMES	SCHEDULE	OF SCHEDULE	RPI	RPI	RPI	RPI
DIV. I ONLY	6- 8	215	4-6	265	305	224	224	8	8	
DIV. I NON-CONF.	6- 7	182	4-5	294	326	244	244	9	9	
TOTALS	RPI 1-25	RPI 26-50	W-L RECORDS	RPI 51-100	RPI 101-150	RPI 150+				
6- 8	0- 0	0- 1	OVERALL	0- 1	0- 3	6- 3				
1- 3	0- 0	0- 0	HOME	0- 0	0- 1	1- 2				
5- 4	0- 0	0- 1	AWAY	0- 1	0- 1	5- 1				
0- 1	0- 0	0- 0	NEUTRAL	0- 0	0- 1	0- 0				
6- 7	0- 0	0- 0	NON-CONFERENCE	0- 1	0- 3	6- 3				
1- 3	0- 0	0- 0	HOME	0- 0	0- 1	1- 2				
5- 3	0- 0	0- 0	AWAY	0- 1	0- 1	5- 1				
0- 1	0- 0	0- 0	NEUTRAL	0- 0	0- 1	0- 0				
0- 1	0- 0	0- 1	CONFERENCE	0- 0	0- 0	0- 0				
0- 0	0- 0	0- 0	HOME	0- 0	0- 0	0- 0				
0- 1	0- 0	0- 1	AWAY	0- 0	0- 0	0- 0				
0- 0	0- 0	0- 0	NEUTRAL	0- 0	0- 0	0- 0				

RPI S	Opponent	Score	RPI S	Opponent	Score	RPI S	Opponent	Score	RPI S	Opponent	Score	Team's RPI: 224
50	A Yale	72 79	81	A South Fla.	60 70	111	H Holy Cross	71 83	134	A Massachusetts	42 95	
						140	N Rhode Island	44 89	170	H Merrimack	57 72	
						232	H Maine	76 70	235	A Fairfield	58 44	
						279	A New Hampshire	76 68	288	A Longwood	76 86	
						301	A FIU	72 57	321	A Bryant	56 50	
						321	H Bryant	44 45	345	A Central Conn. St.	83 73	
LAST 10 Division I												
50	A Yale	72 79	140	N Rhode Island	44 89							
81	A South Fla.	60 70	111	H Holy Cross	71 83							
301	A FIU	72 57	170	H Merrimack	57 72							
235	A Fairfield	58 44	279	A New Hampshire	76 68							
321	A Bryant	56 50	134	A Massachusetts	42 95							

Non-Div I Games:

Brown

Average RPI Win:	308	WON-LOST	WINNING	LAST 10	STRENGTH OF	OPP. STRENGTH	TEAM	ADJ.	CONF.	ADJ CONF.
Average RPI Loss:	196	RECORD	PCT. RANK	GAMES	SCHEDULE	OF SCHEDULE	RPI	RPI	RPI	RPI
DIV. I ONLY	4- 12	292	3-7	301	328	321	321	29	29	
DIV. I NON-CONF.	2- 9	304	1-4	285	282	326	326	30	30	
TOTALS	RPI 1-25	RPI 26-50	W-L RECORDS	RPI 51-100	RPI 101-150	RPI 150+				
4- 12	0- 0	0- 0	OVERALL	0- 1	0- 3	4- 8				
2- 6	0- 0	0- 0	HOME	0- 0	0- 1	2- 5				
2- 6	0- 0	0- 0	AWAY	0- 1	0- 2	2- 3				
0- 0	0- 0	0- 0	NEUTRAL	0- 0	0- 0	0- 0				
2- 9	0- 0	0- 0	NON-CONFERENCE	0- 1	0- 3	2- 5				
1- 4	0- 0	0- 0	HOME	0- 0	0- 1	1- 3				
1- 5	0- 0	0- 0	AWAY	0- 1	0- 2	1- 2				
0- 0	0- 0	0- 0	NEUTRAL	0- 0	0- 0	0- 0				
2- 3	0- 0	0- 0	CONFERENCE	0- 0	0- 0	2- 3				
1- 2	0- 0	0- 0	HOME	0- 0	0- 0	1- 2				
1- 1	0- 0	0- 0	AWAY	0- 0	0- 0	1- 1				
0- 0	0- 0	0- 0	NEUTRAL	0- 0	0- 0	0- 0				

RPI 1-25				RPI 26-50				RPI 51-100				RPI 101+				Team's RPI: 321	
RPI	S	Opponent	Score	RPI	S	Opponent	Score	RPI	S	Opponent	Score	RPI	S	Opponent	Score		
								70	A	Minnesota	56	101	111	A	Holy Cross	75	87
												127	H	Providence	32	76	
												144	A	Illinois	55	69	
												170	A	Merrimack	66	78	
												210	H	Mt. St. Mary's	70	76	
												224	A	Brown	45	44	
												224	H	Brown	50	56	
												229	H	Saint Francis (PA)	60	63	
												234	H	UMass Lowell	35	55	
												277	A	Vermont	66	71	
												279	H	New Hampshire	56	68	
												281	A	Army West Point	75	81	
												319	H	Albany (NY)	68	55	
												339	A	Fairleigh Dickinson	57	45	
												348	H	LIU Brooklyn	57	53	
LAST 10 Division I																	
				348	H	LIU Brooklyn	57	53		281	A	Army West Point	75	81			
				210	H	Mt. St. Mary's	70	76		319	H	Albany (NY)	68	55			
				170	A	Merrimack	66	78		224	H	Brown	50	56			
				339	A	Fairleigh Dickinson	57	45		127	H	Providence	32	76			
				229	H	Saint Francis (PA)	60	63		234	H	UMass Lowell	35	55			

Non-Div I Games:

Bryant

Bucknell

Through Games Of Jan. 24, 2020

Average RPI Win:	196	WON-LOST	WINNING	LAST 10	STRENGTH OF	OPP. STRENGTH	TEAM	ADJ.	CONF.	ADJ CONF.
Average RPI Loss:	93	RECORD	PCT. RANK	GAMES	SCHEDULE	OF SCHEDULE	RPI	RPI	RPI	RPI
DIV. I ONLY	14- 4	38	9-1	122	163	51	51	15	15	
DIV. I NON-CONF.	7- 4	100	2-1	154	141	90	90	15	15	
TOTALS	RPI 1-25	RPI 26-50	W-L RECORDS	RPI 51-100	RPI 101-150	RPI 150+				
14- 4	0- 0	0- 2	OVERALL	2- 1	3- 0	9- 1				
6- 1	0- 0	0- 1	HOME	2- 0	0- 0	4- 0				
6- 3	0- 0	0- 1	AWAY	0- 1	2- 0	4- 1				
2- 0	0- 0	0- 0	NEUTRAL	0- 0	1- 0	1- 0				
7- 4	0- 0	0- 2	NON-CONFERENCE	1- 1	1- 0	5- 1				
3- 1	0- 0	0- 1	HOME	1- 0	0- 0	2- 0				
2- 3	0- 0	0- 1	AWAY	0- 1	0- 0	2- 1				
2- 0	0- 0	0- 0	NEUTRAL	0- 0	1- 0	1- 0				
7- 0	0- 0	0- 0	CONFERENCE	1- 0	2- 0	4- 0				
3- 0	0- 0	0- 0	HOME	1- 0	0- 0	2- 0				
4- 0	0- 0	0- 0	AWAY	0- 0	2- 0	2- 0				
0- 0	0- 0	0- 0	NEUTRAL	0- 0	0- 0	0- 0				

RPI S	Opponent	Score	RPI S	Opponent	Score	RPI S	Opponent	Score	RPI S	Opponent	Score
34	A Virginia	60 84	47	H Temple	61 72	82	H Drexel	60 49	111	A Holy Cross	51 40
						92	H Colgate	66 43	113	A Lehigh	71 50
						94	A Stony Brook	73 78	114	N Cincinnati	56 48
									196	H American	68 43
									198	A Quinnipiac	69 76
									204	A George Mason	64 51
									225	H Lafayette	50 36
									229	A Saint Francis (PA)	70 46
									240	N Howard	70 60
									264	A Navy	61 34
									281	A Army West Point	63 52
									292	H St. Bonaventure	68 60
									294	H Monmouth	71 37
LAST 10 Division I											
92	H Colgate	66 43	225	H Lafayette	50 36						
113	A Lehigh	71 50	281	A Army West Point	63 52						
196	H American	68 43	94	A Stony Brook	73 78						
111	A Holy Cross	51 40	229	A Saint Francis (PA)	70 46						
264	A Navy	61 34	82	H Drexel	60 49						

Non-Div I Games:

Bucknell

Loss, Non-Conf, S Site, H Home A Away N Neutral

Buffalo

Through Games Of Jan. 24, 2020

Average RPI Win:	204	WON-LOST	WINNING	LAST 10	STRENGTH OF	OPP. STRENGTH	TEAM	ADJ.	CONF.	ADJ CONF.
Average RPI Loss:	87	RECORD	PCT. RANK	GAMES	SCHEDULE	OF SCHEDULE	RPI	RPI	RPI	RPI
DIV. I ONLY	12- 5	62	7-3	164	164	78	78	10	10	
DIV. I NON-CONF.	9- 2	38	4-0	174	220	56	56	10	10	
TOTALS	RPI 1-25	RPI 26-50	W-L RECORDS	RPI 51-100	RPI 101-150	RPI 150+				
12- 5	0- 1	0- 0	OVERALL	2- 2	0- 1	10- 1				
7- 1	0- 0	0- 0	HOME	1- 1	0- 0	6- 0				
3- 4	0- 1	0- 0	AWAY	0- 1	0- 1	3- 1				
2- 0	0- 0	0- 0	NEUTRAL	1- 0	0- 0	1- 0				
9- 2	0- 1	0- 0	NON-CONFERENCE	2- 0	0- 1	7- 0				
5- 0	0- 0	0- 0	HOME	1- 0	0- 0	4- 0				
2- 2	0- 1	0- 0	AWAY	0- 0	0- 1	2- 0				
2- 0	0- 0	0- 0	NEUTRAL	1- 0	0- 0	1- 0				
3- 3	0- 0	0- 0	CONFERENCE	0- 2	0- 0	3- 1				
2- 1	0- 0	0- 0	HOME	0- 1	0- 0	2- 0				
1- 2	0- 0	0- 0	AWAY	0- 1	0- 0	1- 1				
0- 0	0- 0	0- 0	NEUTRAL	0- 0	0- 0	0- 0				

RPI 1-25				RPI 26-50				RPI 51-100 Team's RPI: 78				RPI 101+			
RPI	S	Opponent	Score	RPI	S	Opponent	Score	RPI	S	Opponent	Score	RPI	S	Opponent	Score
5	A	Stanford	69 88					65	A	Ball St.	65 69	133	A	San Jose St.	88 95
								73	H	Ohio	65 76	155	H	Dartmouth	73 49
								82	N	Drexel	63 59	156	H	Columbia	82 75
								88	H	Dayton	67 59	158	A	Toledo	59 71
												180	H	Eastern Mich.	66 63
												194	A	Miami (OH)	86 72
												196	N	American	73 55
												197	H	Bowling Green	65 59
												227	A	Niagara	81 67
												292	A	St. Bonaventure	46 36
												330	H	Canisius	71 55
												345	H	Central Conn. St.	61 56
LAST 10 Division I															
				65	A	Ball St.	65 69	194	A	Miami (OH)	86 72				
				180	H	Eastern Mich.	66 63	155	H	Dartmouth	73 49				
				197	H	Bowling Green	65 59	88	H	Dayton	67 59				
				73	H	Ohio	65 76	292	A	St. Bonaventure	46 36				
				158	A	Toledo	59 71	196	N	American	73 55				

Non-Div I Games:

Buffalo

■ Loss,
 ■ Non-Conf,
 S Site,
 ■ Home
 ■ Away
 N Neutral

Butler

Through Games Of Jan. 24, 2020

Average RPI Win:	188	WON-LOST	WINNING	LAST 10	STRENGTH OF	OPP. STRENGTH	TEAM	ADJ.	CONF.	ADJ CONF.
Average RPI Loss:	44	RECORD	PCT. RANK	GAMES	SCHEDULE	OF SCHEDULE	RPI	RPI	RPI	RPI
DIV. I ONLY	13- 6	69	7-3	150	56	100	100	6	6	
DIV. I NON-CONF.	8- 3	68	2-0	195	92	117	117	6	6	
TOTALS	RPI 1-25	RPI 26-50	W-L RECORDS	RPI 51-100	RPI 101-150	RPI 150+				
13- 6	0- 2	1- 1	OVERALL	3- 3	1- 0	8- 0				
8- 4	0- 2	1- 1	HOME	1- 1	0- 0	6- 0				
4- 1	0- 0	0- 0	AWAY	1- 1	1- 0	2- 0				
1- 1	0- 0	0- 0	NEUTRAL	1- 1	0- 0	0- 0				
8- 3	0- 1	0- 0	NON-CONFERENCE	2- 2	0- 0	6- 0				
7- 1	0- 1	0- 0	HOME	1- 0	0- 0	6- 0				
0- 1	0- 0	0- 0	AWAY	0- 1	0- 0	0- 0				
1- 1	0- 0	0- 0	NEUTRAL	1- 1	0- 0	0- 0				
5- 3	0- 1	1- 1	CONFERENCE	1- 1	1- 0	2- 0				
1- 3	0- 1	1- 1	HOME	0- 1	0- 0	0- 0				
4- 0	0- 0	0- 0	AWAY	1- 0	1- 0	2- 0				
0- 0	0- 0	0- 0	NEUTRAL	0- 0	0- 0	0- 0				

RPI 1-25				RPI 26-50				RPI 51-100 Team's RPI: 100				RPI 101+			
RPI	S	Opponent	Score	RPI	S	Opponent	Score	RPI	S	Opponent	Score	RPI	S	Opponent	Score
13	H	DePaul	65 80	40	H	Marquette	61 55	53	H	IUPUI	64 61	127	A	Providence	50 47
14	H	Indiana	53 64	49	H	St. John's (NY)	42 67	55	H	Seton Hall	62 67	187	H	Akron	76 55
								65	A	Ball St.	70 74	211	A	Xavier	78 70
								67	N	Georgia	36 69	236	A	Georgetown	47 46
								73	N	Ohio	60 55	242	H	High Point	74 52
								84	A	Villanova	58 41	272	H	Eastern Ky.	73 41
												276	H	Wagner	74 58
												313	H	Detroit Mercy	82 60
												325	H	Purdue Fort Wayne	85 58
LAST 10 Division I															
127	A	Providence	50 47	211	A	Xavier	78 70								
13	H	DePaul	65 80	49	H	St. John's (NY)	42 67								
40	H	Marquette	61 55	55	H	Seton Hall	62 67								
236	A	Georgetown	47 46	325	H	Purdue Fort Wayne	85 58								
84	A	Villanova	58 41	242	H	High Point	74 52								

Non-Div I Games:

Butler

■ Loss,
 ■ Non-Conf,
 ■ S Site,
 ■ H Home
 ■ A Away
 N Neutral

CSU Bakersfield

Through Games Of Jan. 24, 2020

Average RPI Win:	243	WON-LOST	WINNING	LAST 10	STRENGTH OF	OPP. STRENGTH	TEAM	ADJ.	CONF.	ADJ CONF.
Average RPI Loss:	145	RECORD	PCT. RANK	GAMES	SCHEDULE	OF SCHEDULE	RPI	RPI	RPI	RPI
DIV. I ONLY	9- 6	114	7-3	178	255	131	131	32	32	
DIV. I NON-CONF.	5- 5	164	3-2	83	169	121	121	32	32	
TOTALS	RPI 1-25	RPI 26-50	W-L RECORDS	RPI 51-100	RPI 101-150	RPI 150+				
9- 6	0- 2	0- 0	OVERALL	0- 1	2- 1	7- 2				
6- 1	0- 0	0- 0	HOME	0- 0	2- 0	4- 1				
3- 5	0- 2	0- 0	AWAY	0- 1	0- 1	3- 1				
0- 0	0- 0	0- 0	NEUTRAL	0- 0	0- 0	0- 0				
5- 5	0- 2	0- 0	NON-CONFERENCE	0- 1	2- 1	3- 1				
5- 0	0- 0	0- 0	HOME	0- 0	2- 0	3- 0				
0- 5	0- 2	0- 0	AWAY	0- 1	0- 1	0- 1				
0- 0	0- 0	0- 0	NEUTRAL	0- 0	0- 0	0- 0				
4- 1	0- 0	0- 0	CONFERENCE	0- 0	0- 0	4- 1				
1- 1	0- 0	0- 0	HOME	0- 0	0- 0	1- 1				
3- 0	0- 0	0- 0	AWAY	0- 0	0- 0	3- 0				
0- 0	0- 0	0- 0	NEUTRAL	0- 0	0- 0	0- 0				

RPI 1-25				RPI 26-50				RPI 51-100				RPI 101+ Team's RPI: 131			
RPI	S	Opponent	Score	RPI	S	Opponent	Score	RPI	S	Opponent	Score	RPI	S	Opponent	Score
9	A	Gonzaga	48 92					98	A	Washington	49 80	115	H	Pacific	80 70
10	A	Oregon St.	50 69									133	H	San Jose St.	75 71
												143	A	Wright St.	60 65
												228	H	North Texas	61 52
												231	H	UMKC	70 60
												261	A	UC Riverside	52 53
												265	A	Grand Canyon	59 54
												289	H	UC Santa Barbara	66 62
												295	A	California Baptist	66 61
												312	H	N.C. Central	80 71
												320	A	Utah Valley	55 53
												346	H	Chicago St.	58 60
LAST 10 Division I															
320	A	Utah Valley	55 53	261	A	UC Riverside	52 53	10	A	Oregon St.	50 69				
346	H	Chicago St.	58 60	289	H	UC Santa Barbara	66 62	115	H	Pacific	80 70				
231	H	UMKC	70 60	312	H	N.C. Central	80 71								
295	A	California Baptist	66 61												
265	A	Grand Canyon	59 54												

Non-Div I Games: Fresno Pacific 95 64 Westcliff 100 44 Cal St. Dom. Hills 83 74

CSU Bakersfield

Loss, Non-Conf, S Site, H Home A Away N Neutral

Average RPI Win:	241	WON-LOST	WINNING	LAST 10	STRENGTH OF	OPP. STRENGTH	TEAM	ADJ.	CONF.	ADJ CONF.
Average RPI Loss:	153	RECORD	PCT. RANK	GAMES	SCHEDULE	OF SCHEDULE	RPI	RPI	RPI	RPI
DIV. I ONLY	8- 10	202	6-4	297	90	250	250	27	27	
DIV. I NON-CONF.	4- 9	250	2-3	280	20	278	278	26	26	
TOTALS	RPI 1-25	RPI 26-50	W-L RECORDS	RPI 51-100	RPI 101-150	RPI 150+				
8- 10	0- 1	0- 1	OVERALL	0- 2	1- 1	7- 5				
4- 4	0- 1	0- 1	HOME	0- 1	1- 0	3- 1				
3- 5	0- 0	0- 0	AWAY	0- 1	0- 1	3- 3				
1- 1	0- 0	0- 0	NEUTRAL	0- 0	0- 0	1- 1				
4- 9	0- 1	0- 1	NON-CONFERENCE	0- 2	1- 1	3- 4				
1- 4	0- 1	0- 1	HOME	0- 1	1- 0	0- 1				
2- 4	0- 0	0- 0	AWAY	0- 1	0- 1	2- 2				
1- 1	0- 0	0- 0	NEUTRAL	0- 0	0- 0	1- 1				
4- 1	0- 0	0- 0	CONFERENCE	0- 0	0- 0	4- 1				
3- 0	0- 0	0- 0	HOME	0- 0	0- 0	3- 0				
1- 1	0- 0	0- 0	AWAY	0- 0	0- 0	1- 1				
0- 0	0- 0	0- 0	NEUTRAL	0- 0	0- 0	0- 0				

RPI 1-25				RPI 26-50				RPI 51-100				RPI 101+ Team's RPI: 250			
RPI	S	Opponent	Score	RPI	S	Opponent	Score	RPI	S	Opponent	Score	RPI	S	Opponent	Score
8	H	UCLA	44 58	34	H	Virginia	47 72	77	H	Southern California	53 69	130	H	Portland	73 64
								86	A	Washington St.	61 71	146	A	San Diego	40 59
												173	H	Santa Clara	55 76
												201	H	Hawaii	58 54
												214	N	SMU	58 68
												222	H	Cal St. Fullerton	63 57
												226	A	San Francisco	61 79
												259	A	LMU (CA)	56 54
												262	N	Indiana St.	67 59
												266	A	Long Beach St.	52 60
												275	A	San Diego St.	74 69
												290	A	UC Irvine	56 51
												290	H	UC Irvine	70 62
												295	A	California Baptist	56 64
LAST 10 Division I															
290	A	UC Irvine	56 51	275	A	San Diego St.	74 69								
266	A	Long Beach St.	52 60	146	A	San Diego	40 59								
222	H	Cal St. Fullerton	63 57	173	H	Santa Clara	55 76								
290	H	UC Irvine	70 62	8	H	UCLA	44 58								
201	H	Hawaii	58 54	259	A	LMU (CA)	56 54								

Non-Div I Games: Hope Int'l 77 54

CSUN

■ Loss,
 ■ Non-Conf,
 ■ S Site,
 ■ H Home
 ■ A Away
 N Neutral

Average RPI Win:	264	WON-LOST	WINNING	LAST 10	STRENGTH OF	OPP. STRENGTH	TEAM	ADJ.	CONF.	ADJ CONF.
Average RPI Loss:	210	RECORD	PCT. RANK	GAMES	SCHEDULE	OF SCHEDULE	RPI	RPI	RPI	RPI
DIV. I ONLY	3- 11	307	2-8	286	279	332	332	27	27	
DIV. I NON-CONF.	2- 8	295	1-5	218	287	320	320	26	26	
TOTALS	RPI 1-25	RPI 26-50	W-L RECORDS	RPI 51-100	RPI 101-150	RPI 150+				
3- 11	0- 0	0- 2	OVERALL	0- 1	0- 0	3- 8				
3- 4	0- 0	0- 1	HOME	0- 1	0- 0	3- 2				
0- 7	0- 0	0- 1	AWAY	0- 0	0- 0	0- 6				
0- 0	0- 0	0- 0	NEUTRAL	0- 0	0- 0	0- 0				
2- 8	0- 0	0- 2	NON-CONFERENCE	0- 1	0- 0	2- 5				
2- 3	0- 0	0- 1	HOME	0- 1	0- 0	2- 1				
0- 5	0- 0	0- 1	AWAY	0- 0	0- 0	0- 4				
0- 0	0- 0	0- 0	NEUTRAL	0- 0	0- 0	0- 0				
1- 3	0- 0	0- 0	CONFERENCE	0- 0	0- 0	1- 3				
1- 1	0- 0	0- 0	HOME	0- 0	0- 0	1- 1				
0- 2	0- 0	0- 0	AWAY	0- 0	0- 0	0- 2				
0- 0	0- 0	0- 0	NEUTRAL	0- 0	0- 0	0- 0				

RPI	S	Opponent	Score	RPI	S	Opponent	Score	RPI	S	Opponent	Score	RPI	S	Opponent	Score	Team's RPI: 332
27	A	Arizona St.	41 66	90	H	Fresno St.	52 79	169	A	Saint Mary's (CA)	67 84	213	H	Lamar University	57 56	
37	H	Old Dominion	55 61					243	A	Pepperdine	53 63	261	H	UC Riverside	75 70	
								266	A	Long Beach St.	69 72	273	A	Denver	66 96	
								282	A	Nevada	40 71	289	A	UC Santa Barbara	50 52	
								290	H	UC Irvine	57 68	318	H	Sacramento St.	62 43	
								340	H	Seattle U	49 72					
LAST 10 Division I																
261	H	UC Riverside	75 70	340	H	Seattle U	49 72									
290	H	UC Irvine	57 68	169	A	Saint Mary's (CA)	67 84									
289	A	UC Santa Barbara	50 52	213	H	Lamar University	57 56									
266	A	Long Beach St.	69 72	37	H	Old Dominion	55 61									
282	A	Nevada	40 71	27	A	Arizona St.	41 66									

Non-Div I Games: Holy Names 100 35

Cal Poly

■ Loss,
 ■ Non-Conf,
 ■ S Site,
 ■ H Home
 ■ A Away
 N Neutral

CUMULATIVE RECORD				THROUGH GAMES OF JAN. 17, 1910						
Average RPI Win:	263	WON-LOST	WINNING	LAST 10	STRENGTH OF	OPP. STRENGTH	TEAM	ADJ.	CONF.	ADJ CONF.
Average RPI Loss:	227	RECORD	PCT. RANK	GAMES	SCHEDULE	OF SCHEDULE	RPI	RPI	RPI	RPI
DIV. I ONLY	10- 7	121	6-4	333	286	222	222	27	27	
DIV. I NON-CONF.	8- 5	117	4-2	329	297	229	229	26	26	
TOTALS	RPI 1-25	RPI 26-50	W-L RECORDS	RPI 51-100	RPI 101-150	RPI 150+				
10- 7	0- 0	0- 0	OVERALL	0- 0	1- 0	9- 7				
5- 2	0- 0	0- 0	HOME	0- 0	0- 0	5- 2				
5- 5	0- 0	0- 0	AWAY	0- 0	1- 0	4- 5				
0- 0	0- 0	0- 0	NEUTRAL	0- 0	0- 0	0- 0				
8- 5	0- 0	0- 0	NON-CONFERENCE	0- 0	1- 0	7- 5				
4- 2	0- 0	0- 0	HOME	0- 0	0- 0	4- 2				
4- 3	0- 0	0- 0	AWAY	0- 0	1- 0	3- 3				
0- 0	0- 0	0- 0	NEUTRAL	0- 0	0- 0	0- 0				
2- 2	0- 0	0- 0	CONFERENCE	0- 0	0- 0	2- 2				
1- 0	0- 0	0- 0	HOME	0- 0	0- 0	1- 0				
1- 2	0- 0	0- 0	AWAY	0- 0	0- 0	1- 2				
0- 0	0- 0	0- 0	NEUTRAL	0- 0	0- 0	0- 0				

RPI 1-25				RPI 26-50				RPI 51-100				RPI 101+				Team's RPI: 222	
RPI	S	Opponent	Score	RPI	S	Opponent	Score	RPI	S	Opponent	Score	RPI	S	Opponent	Score		
												146	A	San Diego	72	67	
												182	A	UNLV	64	58	
												186	H	Montana	69	71	
												191	A	Southern Utah	63	79	
												201	A	Hawaii	72	79	
												226	A	San Francisco	63	71	
												250	A	CSUN	57	63	
												257	H	Delaware	55	72	
												259	A	LMU (CA)	79	74	
												265	A	Grand Canyon	80	70	
												266	H	Long Beach St.	69	65	
												271	H	Utah St.	83	62	
												275	A	San Diego St.	45	55	
												289	A	UC Santa Barbara	70	68	
												295	H	California Baptist	97	93	
												316	H	Air Force	79	70	
												340	H	Seattle U	81	63	
EAST 10 Division I																	
				201	A	Hawaii	72	79	316	H	Air Force	79	70				
				250	A	CSUN	57	63	295	H	California Baptist	97	93				
				266	H	Long Beach St.	69	65	146	A	San Diego	72	67				
				289	A	UC Santa Barbara	70	68	226	A	San Francisco	63	71				
				340	H	Seattle U	81	63	186	H	Montana	69	71				

Non-Div I Games:

Cal St. Fullerton

Loss, Non-Conf, S Site, H Home A Away N Neutral

California

Through Games Of Jan. 24, 2020

Average RPI Win:	227	WON-LOST	WINNING	LAST 10	STRENGTH OF	OPP. STRENGTH	TEAM	ADJ.	CONF.	ADJ CONF.
Average RPI Loss:	48	RECORD	PCT. RANK	GAMES	SCHEDULE	OF SCHEDULE	RPI	RPI	RPI	RPI
DIV. I ONLY	8- 10	202	2-8	23	64	125	125	1	1	
DIV. I NON-CONF.	8- 3	68	2-1	99	223	72	72	1	1	
TOTALS	RPI 1-25	RPI 26-50	W-L RECORDS	RPI 51-100	RPI 101-150	RPI 150+				
8- 10	0- 6	1- 0	OVERALL	0- 2	0- 2	7- 0				
7- 5	0- 2	1- 0	HOME	0- 2	0- 1	6- 0				
1- 5	0- 4	0- 0	AWAY	0- 0	0- 1	1- 0				
0- 0	0- 0	0- 0	NEUTRAL	0- 0	0- 0	0- 0				
8- 3	0- 2	1- 0	NON-CONFERENCE	0- 0	0- 1	7- 0				
7- 1	0- 1	1- 0	HOME	0- 0	0- 0	6- 0				
1- 2	0- 1	0- 0	AWAY	0- 0	0- 1	1- 0				
0- 0	0- 0	0- 0	NEUTRAL	0- 0	0- 0	0- 0				
0- 7	0- 4	0- 0	CONFERENCE	0- 2	0- 1	0- 0				
0- 4	0- 1	0- 0	HOME	0- 2	0- 1	0- 0				
0- 3	0- 3	0- 0	AWAY	0- 0	0- 0	0- 0				
0- 0	0- 0	0- 0	NEUTRAL	0- 0	0- 0	0- 0				

RPI	S	Opponent	Score	RPI	S	Opponent	Score	RPI	S	Opponent	Score	RPI	S	Opponent	Score	Team's RPI: 125
3	A	UConn	61 72	48	H	Arkansas	84 80	86	H	Washington St.	75 96	106	H	Utah	62 71	
5	A	Stanford	40 73					98	H	Washington	64 67	142	A	Harvard	53 56	
5	H	Stanford	65 79									173	H	Santa Clara	69 65	
6	A	Oregon	55 105									216	H	Boston U.	73 62	
10	A	Oregon St.	44 81									261	H	UC Riverside	84 61	
20	H	Kentucky	61 63									265	H	Grand Canyon	72 53	
												266	H	Long Beach St.	68 45	
												275	A	San Diego St.	74 48	
												312	H	N.C. Central	90 69	
LAST 10 Division I																
106	H	Utah	62 71	86	H	Washington St.	75 96									
6	A	Oregon	55 105	98	H	Washington	64 67									
10	A	Oregon St.	44 81	265	H	Grand Canyon	72 53									
5	H	Stanford	65 79	20	H	Kentucky	61 63									
5	A	Stanford	40 73	173	H	Santa Clara	69 65									

Non-Div I Games:

California

Loss, Non-Conf, S Site, H Home A Away N Neutral

Average RPI Win:	269	WON-LOST	WINNING	LAST 10	STRENGTH OF	OPP. STRENGTH	TEAM	ADJ.	CONF.	ADJ CONF.
Average RPI Loss:	215	RECORD	PCT. RANK	GAMES	SCHEDULE	OF SCHEDULE	RPI	RPI	RPI	RPI
DIV. I ONLY	7- 10	219	2-8	308	321	295	295	32	32	
DIV. I NON-CONF.	6- 6	164	1-4	248	309	242	242	32	32	
TOTALS	RPI 1-25	RPI 26-50	W-L RECORDS	RPI 51-100	RPI 101-150	RPI 150+				
7- 10	0- 1	0- 0	OVERALL	0- 0	0- 1	7- 8				
5- 3	0- 0	0- 0	HOME	0- 0	0- 1	5- 2				
2- 4	0- 0	0- 0	AWAY	0- 0	0- 0	2- 4				
0- 3	0- 1	0- 0	NEUTRAL	0- 0	0- 0	0- 2				
6- 6	0- 1	0- 0	NON-CONFERENCE	0- 0	0- 0	6- 5				
5- 1	0- 0	0- 0	HOME	0- 0	0- 0	5- 1				
1- 2	0- 0	0- 0	AWAY	0- 0	0- 0	1- 2				
0- 3	0- 1	0- 0	NEUTRAL	0- 0	0- 0	0- 2				
1- 4	0- 0	0- 0	CONFERENCE	0- 0	0- 1	1- 3				
0- 2	0- 0	0- 0	HOME	0- 0	0- 1	0- 1				
1- 2	0- 0	0- 0	AWAY	0- 0	0- 0	1- 2				
0- 0	0- 0	0- 0	NEUTRAL	0- 0	0- 0	0- 0				

RPI 1-25				RPI 26-50				RPI 51-100				RPI 101+ Team's RPI: 295			
RPI	S	Opponent	Score	RPI	S	Opponent	Score	RPI	S	Opponent	Score	RPI	S	Opponent	Score
5	N	Stanford	78 83									131	H	CSU Bakersfield	61 66
												159	N	Houston	75 96
												197	N	Bowling Green	60 98
												202	H	Northern Ariz.	98 79
												222	A	Cal St. Fullerton	93 97
												250	H	CSUN	64 56
												255	A	Idaho St.	74 68
												261	A	UC Riverside	64 80
												265	H	Grand Canyon	58 62
												266	H	Long Beach St.	79 70
												274	H	Alabama A&M	60 55
												275	H	San Diego St.	68 80
												289	H	UC Santa Barbara	85 81
												310	A	New Mexico St.	56 57
												328	A	UTRGV	68 87
												346	A	Chicago St.	80 65
LAST 10 Division I															
346	A	Chicago St.	80 65	275	H	San Diego St.	68 80								
265	H	Grand Canyon	58 62	255	A	Idaho St.	74 68								
131	H	CSU Bakersfield	61 66	222	A	Cal St. Fullerton	93 97								
328	A	UTRGV	68 87	261	A	UC Riverside	64 80								
310	A	New Mexico St.	56 57	197	N	Bowling Green	60 98								

Non-Div I Games: Ottawa (AZ) 103 75 LIFE Pacific 93 48

California Baptist

Loss, Non-Conf, S Site, H Home A Away N Neutral

Average RPI Win: 255		WON-LOST	WINNING	LAST 10	STRENGTH OF	OPP. STRENGTH	TEAM	ADJ.	CONF.	ADJ CONF.
Average RPI Loss: 193		RECORD	PCT. RANK	GAMES	SCHEDULE	OF SCHEDULE	RPI	RPI	RPI	RPI
DIV. I ONLY		11- 5	67	8-2	289	332	136	136	26	26
DIV. I NON-CONF.		3- 4	201	0-1	273	248	221	221	27	27
TOTALS		RPI 1-25	RPI 26-50	W-L RECORDS	RPI 51-100	RPI 101-150	RPI 150+			
11- 5	0- 0		0- 1	OVERALL	0- 1	1- 0	10- 3			
7- 0	0- 0		0- 0	HOME	0- 0	1- 0	6- 0			
4- 5	0- 0		0- 1	AWAY	0- 1	0- 0	4- 3			
0- 0	0- 0		0- 0	NEUTRAL	0- 0	0- 0	0- 0			
3- 4	0- 0		0- 1	NON-CONFERENCE	0- 1	1- 0	2- 2			
2- 0	0- 0		0- 0	HOME	0- 0	1- 0	1- 0			
1- 4	0- 0		0- 1	AWAY	0- 1	0- 0	1- 2			
0- 0	0- 0		0- 0	NEUTRAL	0- 0	0- 0	0- 0			
8- 1	0- 0		0- 0	CONFERENCE	0- 0	0- 0	8- 1			
5- 0	0- 0		0- 0	HOME	0- 0	0- 0	5- 0			
3- 1	0- 0		0- 0	AWAY	0- 0	0- 0	3- 1			
0- 0	0- 0		0- 0	NEUTRAL	0- 0	0- 0	0- 0			

RPI 1-25				RPI 26-50				RPI 51-100				RPI 101+				Team's RPI: 136	
RPI	S	Opponent	Score	RPI	S	Opponent	Score	RPI	S	Opponent	Score	RPI	S	Opponent	Score		
				37	A	Old Dominion	44 59	63	A	Wake Forest	46 74	103	H	UNC Greensboro	72 64		
												171	A	Hampton	68 31		
												220	H	Gardner-Webb	48 44		
												223	H	Kennesaw St.	63 51		
												242	H	High Point	73 36		
												248	A	UNC Asheville	52 60		
												252	H	Winthrop	63 47		
												288	A	Longwood	70 55		
												302	A	Presbyterian	53 47		
												305	A	Hofstra	55 58		
												312	A	N.C. Central	64 67		
												331	A	Western Caro.	61 40		
												333	H	Charleston So.	61 36		
												336	H	USC Upstate	50 38		
EAST 10 Division I																	
				333	H	Charleston So.	61 36	288	A	Longwood	70 55						
				302	A	Presbyterian	53 47	248	A	UNC Asheville	52 60						
				252	H	Winthrop	63 47	336	H	USC Upstate	50 38						
				171	A	Hampton	68 31	242	H	High Point	73 36						
				220	H	Gardner-Webb	48 44	305	A	Hofstra	55 58						

Non-Div I Games:	St. Andrews	122	56	Bluefield Col.	65	41
------------------	-------------	-----	----	----------------	----	----

Campbell

■ Loss, ■ Non-Conf, S Site, H Home A Away N Neutral

Canisius

Through Games Of Jan. 24, 2020

Average RPI Win:	293	WON-LOST	WINNING	LAST 10	STRENGTH OF	OPP. STRENGTH	TEAM	ADJ.	CONF.	ADJ CONF.
Average RPI Loss:	196	RECORD	PCT. RANK	GAMES	SCHEDULE	OF SCHEDULE	RPI	RPI	RPI	RPI
DIV. I ONLY	2- 14	331	1-9	263	288	330	330	25	25	
DIV. I NON-CONF.	1- 8	322	0-3	306	264	341	341	25	25	
TOTALS	RPI 1-25	RPI 26-50	W-L RECORDS	RPI 51-100	RPI 101-150	RPI 150+				
2- 14	0- 0	0- 0	OVERALL	0- 4	0- 0	2- 10				
1- 5	0- 0	0- 0	HOME	0- 3	0- 0	1- 2				
1- 8	0- 0	0- 0	AWAY	0- 1	0- 0	1- 7				
0- 1	0- 0	0- 0	NEUTRAL	0- 0	0- 0	0- 1				
1- 8	0- 0	0- 0	NON-CONFERENCE	0- 2	0- 0	1- 6				
1- 2	0- 0	0- 0	HOME	0- 1	0- 0	1- 1				
0- 5	0- 0	0- 0	AWAY	0- 1	0- 0	0- 4				
0- 1	0- 0	0- 0	NEUTRAL	0- 0	0- 0	0- 1				
1- 6	0- 0	0- 0	CONFERENCE	0- 2	0- 0	1- 4				
0- 3	0- 0	0- 0	HOME	0- 2	0- 0	0- 1				
1- 3	0- 0	0- 0	AWAY	0- 0	0- 0	1- 3				
0- 0	0- 0	0- 0	NEUTRAL	0- 0	0- 0	0- 0				

RPI 1-25				RPI 26-50				RPI 51-100				RPI 101+ Team's RPI: 330			
RPI	S	Opponent	Score	RPI	S	Opponent	Score	RPI	S	Opponent	Score	RPI	S	Opponent	Score
								75	H	Marist	59 90	158	A	Toledo	65 83
								78	A	Buffalo	55 71	185	A	Youngstown St.	59 87
								92	H	Colgate	69 90	198	A	Quinnipiac	71 74
								96	H	Rider	57 70	219	A	Manhattan	50 68
												235	A	Fairfield	70 72
												238	A	Stetson	52 68
												267	N	Appalachian St.	57 74
												277	A	Vermont	53 76
												292	H	St. Bonaventure	84 82
												294	A	Monmouth	71 62
												308	H	Siena	63 68
												319	H	Albany (NY)	53 70
LAST 10 Division I															
				96	H	Rider	57 70	294	A	Monmouth	71 62				
				198	A	Quinnipiac	71 74	219	A	Manhattan	50 68				
				235	A	Fairfield	70 72	158	A	Toledo	65 83				
				308	H	Siena	63 68	267	N	Appalachian St.	57 74				
				75	H	Marist	59 90	238	A	Stetson	52 68				

Non-Div I Games:

Canisius

■ Loss,
 ■ Non-Conf,
 ■ S Site,
 ■ H Home
 ■ A Away
 N Neutral

Central Ark.

Through Games Of Jan. 24, 2020

Average RPI Win:	282	WON-LOST	WINNING	LAST 10	STRENGTH OF	OPP. STRENGTH	TEAM	ADJ.	CONF.	ADJ CONF.
Average RPI Loss:	135	RECORD	PCT. RANK	GAMES	SCHEDULE	OF SCHEDULE	RPI	RPI	RPI	RPI
DIV. I ONLY	5- 9	254	5-5	186	258	212	212	23	23	
DIV. I NON-CONF.	1- 5	313	1-1	47	108	226	226	22	22	
TOTALS	RPI 1-25	RPI 26-50	W-L RECORDS	RPI 51-100	RPI 101-150	RPI 150+				
5- 9	0- 1	0- 0	OVERALL	0- 1	0- 3	5- 4				
2- 2	0- 0	0- 0	HOME	0- 0	0- 1	2- 1				
3- 7	0- 1	0- 0	AWAY	0- 1	0- 2	3- 3				
0- 0	0- 0	0- 0	NEUTRAL	0- 0	0- 0	0- 0				
1- 5	0- 1	0- 0	NON-CONFERENCE	0- 1	0- 1	1- 2				
1- 0	0- 0	0- 0	HOME	0- 0	0- 0	1- 0				
0- 5	0- 1	0- 0	AWAY	0- 1	0- 1	0- 2				
0- 0	0- 0	0- 0	NEUTRAL	0- 0	0- 0	0- 0				
4- 4	0- 0	0- 0	CONFERENCE	0- 0	0- 2	4- 2				
1- 2	0- 0	0- 0	HOME	0- 0	0- 1	1- 1				
3- 2	0- 0	0- 0	AWAY	0- 0	0- 1	3- 1				
0- 0	0- 0	0- 0	NEUTRAL	0- 0	0- 0	0- 0				

RPI 1-25				RPI 26-50				RPI 51-100				RPI 101+ Team's RPI: 212			
RPI	S	Opponent	Score	RPI	S	Opponent	Score	RPI	S	Opponent	Score	RPI	S	Opponent	Score
16	A	Texas A&M	46 76					58	A	Tennessee	36 63	128	A	Tulane	38 65
												139	H	New Orleans	37 49
												150	A	SFA	41 102
												151	A	A&M-Corpus Christi	47 67
												160	H	Sam Houston St.	54 72
												162	H	Jackson St.	57 54
												189	A	Little Rock	48 63
												221	A	Northern Ky.	56 72
												293	A	Nicholls St.	53 46
												314	A	Incarnate Word	47 37
												315	H	Houston Baptist	63 39
												324	A	McNeese	70 57
LAST 10 Division I															
293	A	Nicholls St.	53 46	315	H	Houston Baptist	63 39								
150	A	SFA	41 102	151	A	A&M-Corpus Christi	47 67								
160	H	Sam Houston St.	54 72	314	A	Incarnate Word	47 37								
139	H	New Orleans	37 49	16	A	Texas A&M	46 76								
324	A	McNeese	70 57	162	H	Jackson St.	57 54								

Non-Div I Games: Hendrix 104 28 Central Baptist 66 43 Crowley's Ridge 82 26

Central Ark.

Loss, Non-Conf, S Site, H Home A Away N Neutral

Average RPI Win:	344	WON-LOST	WINNING	LAST 10	STRENGTH OF	OPP. STRENGTH	TEAM	ADJ.	CONF.	ADJ CONF.
Average RPI Loss:	209	RECORD	PCT. RANK	GAMES	SCHEDULE	OF SCHEDULE	RPI	RPI	RPI	RPI
DIV. I ONLY	1- 17	347	1-9	292	324	345	345	29	29	
DIV. I NON-CONF.	1- 10	329	1-2	267	283	330	330	30	30	
TOTALS	RPI 1-25	RPI 26-50	W-L RECORDS	RPI 51-100	RPI 101-150	RPI 150+				
1- 17	0- 0	0- 1	OVERALL	0- 1	0- 3	1- 12				
0- 6	0- 0	0- 0	HOME	0- 0	0- 1	0- 5				
1- 11	0- 0	0- 1	AWAY	0- 1	0- 2	1- 7				
0- 0	0- 0	0- 0	NEUTRAL	0- 0	0- 0	0- 0				
1- 10	0- 0	0- 1	NON-CONFERENCE	0- 1	0- 2	1- 6				
0- 3	0- 0	0- 0	HOME	0- 0	0- 0	0- 3				
1- 7	0- 0	0- 1	AWAY	0- 1	0- 2	1- 3				
0- 0	0- 0	0- 0	NEUTRAL	0- 0	0- 0	0- 0				
0- 7	0- 0	0- 0	CONFERENCE	0- 0	0- 1	0- 6				
0- 3	0- 0	0- 0	HOME	0- 0	0- 1	0- 2				
0- 4	0- 0	0- 0	AWAY	0- 0	0- 0	0- 4				
0- 0	0- 0	0- 0	NEUTRAL	0- 0	0- 0	0- 0				

RPI S	Opponent	Score	RPI S	Opponent	Score	RPI S	Opponent	Score	RPI S	Opponent	Score	Team's RPI: 345
29	A FGCU	60 94	78	A Buffalo	56 61	107	A Duquesne	33 72	113	A Lehigh	51 70	
						135	H Robert Morris	56 86	170	H Merrimack	56 65	
						176	A Fla. Atlantic	54 72	210	A Mt. St. Mary's	64 72	
						224	H Brown	73 83	229	H Saint Francis (PA)	52 64	
						234	H UMass Lowell	54 56	270	A Sacred Heart	58 66	
						279	A New Hampshire	59 70	296	A Pittsburgh	73 81	
						319	H Albany (NY)	63 73	339	A Fairleigh Dickinson	47 66	
						344	A Hartford	61 54	348	A LIU Brooklyn	61 63	
LAST 10 Division I												
339	A Fairleigh Dickinson	47 66	229	H Saint Francis (PA)	52 64							
210	A Mt. St. Mary's	64 72	135	H Robert Morris	56 86							
348	A LIU Brooklyn	61 63	344	A Hartford	61 54							
170	H Merrimack	56 65	29	A FGCU	60 94							
270	A Sacred Heart	58 66	176	A Fla. Atlantic	54 72							

Non-Div I Games:

Central Conn. St.

■ Loss,
 ■ Non-Conf,
 ■ S Site,
 ■ H Home
 ■ A Away
 N Neutral

Central Mich.

Through Games Of Jan. 24, 2020

Average RPI Win:	145	WON-LOST	WINNING	LAST 10	STRENGTH OF	OPP. STRENGTH	TEAM	ADJ.	CONF.	ADJ CONF.
Average RPI Loss:	65	RECORD	PCT. RANK	GAMES	SCHEDULE	OF SCHEDULE	RPI	RPI	RPI	RPI
DIV. I ONLY	13- 4	41	9-1	31	102	22	22	10	10	
DIV. I NON-CONF.	7- 4	100	3-1	28	75	35	35	10	10	
TOTALS	RPI 1-25	RPI 26-50	W-L RECORDS	RPI 51-100	RPI 101-150	RPI 150+				
13- 4	0- 1	0- 1	OVERALL	5- 1	2- 0	6- 1				
6- 1	0- 0	0- 0	HOME	3- 0	1- 0	2- 1				
7- 3	0- 1	0- 1	AWAY	2- 1	1- 0	4- 0				
0- 0	0- 0	0- 0	NEUTRAL	0- 0	0- 0	0- 0				
7- 4	0- 1	0- 1	NON-CONFERENCE	3- 1	1- 0	3- 1				
4- 1	0- 0	0- 0	HOME	2- 0	1- 0	1- 1				
3- 3	0- 1	0- 1	AWAY	1- 1	0- 0	2- 0				
0- 0	0- 0	0- 0	NEUTRAL	0- 0	0- 0	0- 0				
6- 0	0- 0	0- 0	CONFERENCE	2- 0	1- 0	3- 0				
2- 0	0- 0	0- 0	HOME	1- 0	0- 0	1- 0				
4- 0	0- 0	0- 0	AWAY	1- 0	1- 0	2- 0				
0- 0	0- 0	0- 0	NEUTRAL	0- 0	0- 0	0- 0				

RPI 1-25				Team's RPI: 22		RPI 26-50				RPI 51-100				RPI 101+			
RPI	S	Opponent	Score	RPI	S	Opponent	Score	RPI	S	Opponent	Score	RPI	S	Opponent	Score		
2	A	Louisville	63 76	32	A	Western Ky.	58 93	61	A	UCF	58 64	137	A	Western Mich.	80 70		
								65	H	Ball St.	66 39	147	H	Northeastern	79 63		
								73	A	Ohio	73 71	165	H	Green Bay	105 111		
								75	H	Marist	77 54	180	A	Eastern Mich.	89 82		
								87	A	South Dakota St.	79 74	181	A	Bethune-Cookman	92 67		
								88	H	Dayton	81 80	187	A	Akron	77 72		
												194	H	Miami (OH)	76 70		
												206	H	Iona	70 50		
												268	A	Oakland	65 47		
LAST 10 Division I																	
180	A	Eastern Mich.	89 82	187	A	Akron	77 72	61	A	UCF	58 64	181	A	Bethune-Cookman	92 67		
137	A	Western Mich.	80 70	65	H	Ball St.	66 39	268	A	Oakland	65 47	87	A	South Dakota St.	79 74		
194	H	Miami (OH)	76 70	73	A	Ohio	73 71										

Non-Div I Games:

Central Mich.

■ Loss,
 ■ Non-Conf, S Site,
 ■ Home
 ■ Away
 N Neutral

Charleston So.

Through Games Of Jan. 24, 2020

Average RPI Win:	248	WON-LOST	WINNING	LAST 10	STRENGTH OF	OPP. STRENGTH	TEAM	ADJ.	CONF.	ADJ CONF.
Average RPI Loss:	217	RECORD	PCT. RANK	GAMES	SCHEDULE	OF SCHEDULE	RPI	RPI	RPI	RPI
DIV. I ONLY	1- 14	343	1-9	221	347	333	333	26	26	
DIV. I NON-CONF.	0- 7	338	0-2	229	336	340	340	27	27	
TOTALS	RPI 1-25	RPI 26-50	W-L RECORDS	RPI 51-100	RPI 101-150	RPI 150+				
1- 14	0- 1	0- 0	OVERALL	0- 1	0- 1	1- 11				
0- 7	0- 0	0- 0	HOME	0- 0	0- 0	0- 7				
1- 7	0- 1	0- 0	AWAY	0- 1	0- 1	1- 4				
0- 0	0- 0	0- 0	NEUTRAL	0- 0	0- 0	0- 0				
0- 7	0- 1	0- 0	NON-CONFERENCE	0- 1	0- 0	0- 5				
0- 4	0- 0	0- 0	HOME	0- 0	0- 0	0- 4				
0- 3	0- 1	0- 0	AWAY	0- 1	0- 0	0- 1				
0- 0	0- 0	0- 0	NEUTRAL	0- 0	0- 0	0- 0				
1- 7	0- 0	0- 0	CONFERENCE	0- 0	0- 1	1- 6				
0- 3	0- 0	0- 0	HOME	0- 0	0- 0	0- 3				
1- 4	0- 0	0- 0	AWAY	0- 0	0- 1	1- 3				
0- 0	0- 0	0- 0	NEUTRAL	0- 0	0- 0	0- 0				

RPI S	Opponent	Score	RPI S	Opponent	Score	RPI S	Opponent	Score	RPI S	Opponent	Score	Team's RPI: 333
18	A Florida St.	36 88				57	A North Carolina	54 85	136	A Campbell	36 61	
									171	H Hampton	59 64	
									181	H Bethune-Cookman	41 81	
									207	H North Dakota	57 73	
									220	H Gardner-Webb	52 79	
									242	H High Point	70 84	
									248	A UNC Asheville	60 48	
									249	H Col. of Charleston	70 79	
									254	A Radford	35 72	
									288	A Longwood	64 84	
									331	A Western Caro.	64 69	
									336	A USC Upstate	53 70	
									349	H South Carolina St.	75 81	
LAST 10 Division I												
136	A Campbell	36 61	254	A Radford	35 72							
171	H Hampton	59 64	220	H Gardner-Webb	52 79							
248	A UNC Asheville	60 48	336	A USC Upstate	53 70							
242	H High Point	70 84	249	H Col. of Charleston	70 79							
288	A Longwood	64 84	331	A Western Caro.	64 69							

Non-Div I Games: Columbia (SC) 76 59 Virginia-Lynchburg 92 55

Charleston So.

Loss, Non-Conf, S Site, H Home A Away N Neutral

Average RPI Win:	178	WON-LOST	WINNING	LAST 10	STRENGTH OF	OPP. STRENGTH	TEAM	ADJ.	CONF.	ADJ CONF.
Average RPI Loss:	74	RECORD	PCT. RANK	GAMES	SCHEDULE	OF SCHEDULE	RPI	RPI	RPI	RPI
DIV. I ONLY	11- 6	91	5-5	105	83	71	71	13	13	
DIV. I NON-CONF.	9- 2	38	3-1	161	76	58	58	13	13	
TOTALS	RPI 1-25	RPI 26-50	W-L RECORDS	RPI 51-100	RPI 101-150	RPI 150+				
11- 6	0- 1	0- 2	OVERALL	3- 1	3- 1	5- 1				
5- 2	0- 0	0- 1	HOME	0- 0	1- 1	4- 0				
4- 4	0- 1	0- 1	AWAY	2- 1	1- 0	1- 1				
2- 0	0- 0	0- 0	NEUTRAL	1- 0	1- 0	0- 0				
9- 2	0- 1	0- 0	NON-CONFERENCE	3- 0	2- 1	4- 0				
4- 1	0- 0	0- 0	HOME	0- 0	1- 1	3- 0				
3- 1	0- 1	0- 0	AWAY	2- 0	0- 0	1- 0				
2- 0	0- 0	0- 0	NEUTRAL	1- 0	1- 0	0- 0				
2- 4	0- 0	0- 2	CONFERENCE	0- 1	1- 0	1- 1				
1- 1	0- 0	0- 1	HOME	0- 0	0- 0	1- 0				
1- 3	0- 0	0- 1	AWAY	0- 1	1- 0	0- 1				
0- 0	0- 0	0- 0	NEUTRAL	0- 0	0- 0	0- 0				

RPI 1-25				RPI 26-50				RPI 51-100				Team's RPI: 71	RPI 101+			
RPI	S	Opponent	Score	RPI	S	Opponent	Score	RPI	S	Opponent	Score		RPI	S	Opponent	Score
20	A	Kentucky	39 86	32	H	Western Ky.	56 60	59	A	Middle Tenn.	59 83		118	H	Fordham	51 76
				37	A	Old Dominion	51 54	63	A	Wake Forest	77 65		126	H	Richmond	78 59
								85	N	Boston College	84 68		128	N	Tulane	60 56
								93	A	Davidson	75 64		132	A	UAB	83 75
													176	A	Fla. Atlantic	44 65
													220	H	Gardner-Webb	74 49
													247	H	Marshall	52 46
													257	H	Delaware	61 57
													282	A	East Carolina	59 47
													322	H	UMES	64 44
LAST 10 Division I																
				176	A	Fla. Atlantic	44 65						132	A	UAB	83 75
				32	H	Western Ky.	56 60						322	H	UMES	64 44
				247	H	Marshall	52 46						93	A	Davidson	75 64
				37	A	Old Dominion	51 54						257	H	Delaware	61 57
				59	A	Middle Tenn.	59 83						20	A	Kentucky	39 86

Non-Div I Games:

Charlotte

■ Loss,
■ Non-Conf,
■ S Site,
■ H Home
■ A Away
N Neutral

Chattanooga

Through Games Of Jan. 24, 2020

Average RPI Win:	223	WON-LOST	WINNING	LAST 10	STRENGTH OF	OPP. STRENGTH	TEAM	ADJ.	CONF.	ADJ CONF.
Average RPI Loss:	109	RECORD	PCT. RANK	GAMES	SCHEDULE	OF SCHEDULE	RPI	RPI	RPI	RPI
DIV. I ONLY	4- 15	311	3-7	49	153	209	209	24	24	
DIV. I NON-CONF.	1- 13	337	0-5	16	117	220	220	20	20	
TOTALS	RPI 1-25	RPI 26-50	W-L RECORDS	RPI 51-100	RPI 101-150	RPI 150+				
4- 15	0- 3	0- 0	OVERALL	0- 5	1- 2	3- 5				
2- 6	0- 1	0- 0	HOME	0- 2	0- 0	2- 3				
2- 9	0- 2	0- 0	AWAY	0- 3	1- 2	1- 2				
0- 0	0- 0	0- 0	NEUTRAL	0- 0	0- 0	0- 0				
1- 13	0- 3	0- 0	NON-CONFERENCE	0- 5	1- 1	0- 4				
0- 6	0- 1	0- 0	HOME	0- 2	0- 0	0- 3				
1- 7	0- 2	0- 0	AWAY	0- 3	1- 1	0- 1				
0- 0	0- 0	0- 0	NEUTRAL	0- 0	0- 0	0- 0				
3- 2	0- 0	0- 0	CONFERENCE	0- 0	0- 1	3- 1				
2- 0	0- 0	0- 0	HOME	0- 0	0- 0	2- 0				
1- 2	0- 0	0- 0	AWAY	0- 0	0- 1	1- 1				
0- 0	0- 0	0- 0	NEUTRAL	0- 0	0- 0	0- 0				

RPI 1-25				RPI 26-50				RPI 51-100				RPI 101+ Team's RPI: 209			
RPI	S	Opponent	Score	RPI	S	Opponent	Score	RPI	S	Opponent	Score	RPI	S	Opponent	Score
2	A	Louisville	37 86					68	H	Troy	51 90	103	A	UNC Greensboro	41 49
19	A	NC State	38 74					73	H	Ohio	58 70	108	A	Liberty	71 54
24	H	Purdue	34 66					79	A	Belmont	50 63	114	A	Cincinnati	53 72
								83	A	UT Martin	51 78	153	H	Furman	60 52
								87	A	South Dakota St.	56 71	167	A	Samford	46 60
												171	H	Hampton	55 84
												172	H	Austin Peay	49 50
												195	H	Northern Colo.	42 59
												272	A	Eastern Ky.	65 71
												299	H	Wofford	80 76
												331	A	Western Caro.	59 52
LAST 10 Division I															
167	A	Samford	46 60	73	H	Ohio	58 70								
153	H	Furman	60 52	19	A	NC State	38 74								
299	H	Wofford	80 76	68	H	Troy	51 90								
103	A	UNC Greensboro	41 49	87	A	South Dakota St.	56 71								
331	A	Western Caro.	59 52	83	A	UT Martin	51 78								

Non-Div I Games:

Chattanooga

■ Loss,
 ■ Non-Conf, S Site,
 ■ Home
 ■ Away
 N Neutral

Average RPI Win:	131	WON-LOST	WINNING	LAST 10	STRENGTH OF	OPP. STRENGTH	TEAM	ADJ.	CONF.	ADJ CONF.
Average RPI Loss:	233	RECORD	PCT. RANK	GAMES	SCHEDULE	OF SCHEDULE	RPI	RPI	RPI	RPI
DIV. I ONLY	1- 19	348	1-9	310	316	346	346	32	32	
DIV. I NON-CONF.	0- 13	338	0-3	260	262	343	343	32	32	
TOTALS	RPI 1-25	RPI 26-50	W-L RECORDS	RPI 51-100	RPI 101-150	RPI 150+				
1- 19	0- 0	0- 1	OVERALL	0- 0	1- 4	0- 14				
0- 9	0- 0	0- 1	HOME	0- 0	0- 1	0- 7				
1- 9	0- 0	0- 0	AWAY	0- 0	1- 3	0- 6				
0- 1	0- 0	0- 0	NEUTRAL	0- 0	0- 0	0- 1				
0- 13	0- 0	0- 1	NON-CONFERENCE	0- 0	0- 4	0- 8				
0- 6	0- 0	0- 1	HOME	0- 0	0- 1	0- 4				
0- 6	0- 0	0- 0	AWAY	0- 0	0- 3	0- 3				
0- 1	0- 0	0- 0	NEUTRAL	0- 0	0- 0	0- 1				
1- 6	0- 0	0- 0	CONFERENCE	0- 0	1- 0	0- 6				
0- 3	0- 0	0- 0	HOME	0- 0	0- 0	0- 3				
1- 3	0- 0	0- 0	AWAY	0- 0	1- 0	0- 3				
0- 0	0- 0	0- 0	NEUTRAL	0- 0	0- 0	0- 0				

RPI S	Opponent	Score	RPI S	Opponent	Score	RPI S	Opponent	Score	RPI S	Opponent	Score	Team's RPI: 346
36	H Arizona	50 82							102	H Loyola Chicago	53 98	
									105	A UT Arlington	53 84	
									131	A CSU Bakersfield	60 58	
									137	A Western Mich.	69 90	
									144	A Illinois	66 96	
									165	H Green Bay	46 102	
									166	A Valparaiso	49 95	
									199	H Western Ill.	78 88	
									265	A Grand Canyon	49 69	
									268	H Oakland	70 98	
									282	A Nevada	60 80	
									289	N UC Santa Barbara	65 96	
									295	H California Baptist	65 80	
									310	H New Mexico St.	60 73	
									320	A Utah Valley	58 89	
									326	A Evansville	42 76	
									328	H UTRGV	67 87	
									340	A Seattle U	51 80	
									341	H UIC	61 73	
LAST 10 Division I												
295	H California Baptist	65 80	340	A Seattle U	51 80							
131	A CSU Bakersfield	60 58	320	A Utah Valley	58 89							
265	A Grand Canyon	49 69	166	A Valparaiso	49 95							
328	H UTRGV	67 87	326	A Evansville	42 76							
310	H New Mexico St.	60 73	137	A Western Mich.	69 90							

Non-Div I Games:

Chicago St.

Average RPI Win:	183	WON-LOST	WINNING	LAST 10	STRENGTH OF	OPP. STRENGTH	TEAM	ADJ.	CONF.	ADJ CONF.
Average RPI Loss:	67	RECORD	PCT. RANK	GAMES	SCHEDULE	OF SCHEDULE	RPI	RPI	RPI	RPI
DIV. I ONLY	12- 6	72	8-2	187	33	114	114	9	9	
DIV. I NON-CONF.	9- 4	84	5-0	254	21	144	144	8	8	
TOTALS	RPI 1-25	RPI 26-50	W-L RECORDS	RPI 51-100	RPI 101-150	RPI 150+				
12- 6	0- 1	0- 1	OVERALL	2- 2	2- 2	8- 0				
9- 2	0- 0	0- 1	HOME	2- 0	1- 1	6- 0				
3- 2	0- 0	0- 0	AWAY	0- 1	1- 1	2- 0				
0- 2	0- 1	0- 0	NEUTRAL	0- 1	0- 0	0- 0				
9- 4	0- 1	0- 1	NON-CONFERENCE	1- 1	2- 1	6- 0				
7- 2	0- 0	0- 1	HOME	1- 0	1- 1	5- 0				
2- 0	0- 0	0- 0	AWAY	0- 0	1- 0	1- 0				
0- 2	0- 1	0- 0	NEUTRAL	0- 1	0- 0	0- 0				
3- 2	0- 0	0- 0	CONFERENCE	1- 1	0- 1	2- 0				
2- 0	0- 0	0- 0	HOME	1- 0	0- 0	1- 0				
1- 2	0- 0	0- 0	AWAY	0- 1	0- 1	1- 0				
0- 0	0- 0	0- 0	NEUTRAL	0- 0	0- 0	0- 0				

RPI 1-25				RPI 26-50				RPI 51-100				RPI 101+ Team's RPI: 114			
RPI	S	Opponent	Score	RPI	S	Opponent	Score	RPI	S	Opponent	Score	RPI	S	Opponent	Score
4	N	Iowa	61 69	28	H	Ohio St.	73 78	51	N	Bucknell	48 56	106	H	Utah	68 62
								61	H	UCF	81 64	109	H	Saint Louis	50 60
								65	H	Ball St.	63 56	116	A	VCU	58 56
								81	A	South Fla.	68 76	128	A	Tulane	59 64
												159	H	Houston	85 66
												164	A	Memphis	73 66
												194	H	Miami (OH)	98 68
												209	H	Chattanooga	72 53
												211	A	Xavier	85 78
												274	H	Alabama A&M	62 47
												296	H	Pittsburgh	69 53
												343	H	Coppin St.	86 40
LAST 10 Division I															
				159	H	Houston	85 66	343	H	Coppin St.	86 40				
				128	A	Tulane	59 64	296	H	Pittsburgh	69 53				
				61	H	UCF	81 64	274	H	Alabama A&M	62 47				
				164	A	Memphis	73 66	211	A	Xavier	85 78				
				81	A	South Fla.	68 76	194	H	Miami (OH)	98 68				

Non-Div I Games:

Cincinnati

Average RPI Win:	223	WON-LOST	WINNING	LAST 10	STRENGTH OF	OPP. STRENGTH	TEAM	ADJ.	CONF.	ADJ CONF.
Average RPI Loss:	71	RECORD	PCT. RANK	GAMES	SCHEDULE	OF SCHEDULE	RPI	RPI	RPI	RPI
DIV. I ONLY	7- 12	247	4-6	78	30	179	179	5	5	
DIV. I NON-CONF.	4- 7	225	1-1	140	115	225	225	3	3	
TOTALS	RPI 1-25	RPI 26-50	W-L RECORDS	RPI 51-100	RPI 101-150	RPI 150+				
7- 12	0- 5	1- 1	OVERALL	0- 3	1- 1	5- 2				
4- 6	0- 3	1- 0	HOME	0- 1	0- 1	3- 1				
2- 5	0- 1	0- 1	AWAY	0- 2	1- 0	1- 1				
1- 1	0- 1	0- 0	NEUTRAL	0- 0	0- 0	1- 0				
4- 7	0- 3	0- 0	NON-CONFERENCE	0- 1	0- 1	4- 2				
2- 4	0- 1	0- 0	HOME	0- 1	0- 1	2- 1				
1- 2	0- 1	0- 0	AWAY	0- 0	0- 0	1- 1				
1- 1	0- 1	0- 0	NEUTRAL	0- 0	0- 0	1- 0				
3- 5	0- 2	1- 1	CONFERENCE	0- 2	1- 0	1- 0				
2- 2	0- 2	1- 0	HOME	0- 0	0- 0	1- 0				
1- 3	0- 0	0- 1	AWAY	0- 2	1- 0	0- 0				
0- 0	0- 0	0- 0	NEUTRAL	0- 0	0- 0	0- 0				

RPI 1-25				RPI 26-50				RPI 51-100				RPI 101+ Team's RPI: 179			
RPI	S	Opponent	Score	RPI	S	Opponent	Score	RPI	S	Opponent	Score	RPI	S	Opponent	Score
1	H	South Carolina	48 84	41	H	Duke	62 58	56	A	Miami (FL)	64 68	119	A	Notre Dame	71 55
2	H	Louisville	50 75	46	A	Georgia Tech	47 49	63	A	Wake Forest	58 63	124	H	N.C. A&T	74 82
4	A	Iowa	60 74					69	H	Alabama	54 67	153	H	Furman	77 71
17	N	Maryland	44 63									188	A	Penn St.	55 68
18	H	Florida St.	64 81									264	H	Navy	52 65
												296	H	Pittsburgh	75 67
												309	H	Alabama St.	76 43
												311	N	Alcorn	77 46
												329	A	Mercer	65 61
LAST 10 Division I															
56	A	Miami (FL)	64 68	2	H	Louisville	50 75								
41	H	Duke	62 58	119	A	Notre Dame	71 55								
296	H	Pittsburgh	75 67	124	H	N.C. A&T	74 82								
46	A	Georgia Tech	47 49	329	A	Mercer	65 61								
63	A	Wake Forest	58 63	18	H	Florida St.	64 81								

Non-Div I Games:

Clemson

■ Loss,
■ Non-Conf, S Site,
■ Home
■ Away
N Neutral

Cleveland State				Through Games of Jan. 11, 1910						
Average RPI Win:	272	WON-LOST	WINNING	LAST 10	STRENGTH OF	OPP. STRENGTH	TEAM	ADJ.	CONF.	ADJ CONF.
Average RPI Loss:	177	RECORD	PCT. RANK	GAMES	SCHEDULE	OF SCHEDULE	RPI	RPI	RPI	RPI
DIV. I ONLY		13- 4	41	7-3	350	215	183	183	21	21
DIV. I NON-CONF.		8- 1	27	2-0	350	177	168	168	18	18
TOTALS		RPI 1-25	RPI 26-50		W-L RECORDS		RPI 51-100	RPI 101-150	RPI 150+	
13- 4	0- 0	0- 0		OVERALL		0- 1	0- 1	13- 2		
4- 1	0- 0	0- 0		HOME		0- 1	0- 0	4- 0		
9- 3	0- 0	0- 0		AWAY		0- 0	0- 1	9- 2		
0- 0	0- 0	0- 0		NEUTRAL		0- 0	0- 0	0- 0		
8- 1	0- 0	0- 0		NON-CONFERENCE		0- 0	0- 0	8- 1		
1- 0	0- 0	0- 0		HOME		0- 0	0- 0	1- 0		
7- 1	0- 0	0- 0		AWAY		0- 0	0- 0	7- 1		
0- 0	0- 0	0- 0		NEUTRAL		0- 0	0- 0	0- 0		
5- 3	0- 0	0- 0		CONFERENCE		0- 1	0- 1	5- 1		
3- 1	0- 0	0- 0		HOME		0- 1	0- 0	3- 0		
2- 2	0- 0	0- 0		AWAY		0- 0	0- 1	2- 1		
0- 0	0- 0	0- 0		NEUTRAL		0- 0	0- 0	0- 0		

RPI 1-25				RPI 26-50				RPI 51-100				RPI 101+				Team's RPI: 183	
RPI	S	Opponent	Score	RPI	S	Opponent	Score	RPI	S	Opponent	Score	RPI	S	Opponent	Score		
								53	H	IUPUI	53 78	143	A	Wright St.	62 78		
												185	H	Youngstown St.	60 52		
												187	H	Akron	66 62		
												197	A	Bowling Green	62 89		
												221	A	Northern Ky.	73 68		
												233	A	ETSU	62 54		
												263	A	Delaware St.	57 49		
												268	A	Oakland	79 58		
												278	H	Milwaukee	58 49		
												285	A	Omaha	79 66		
												292	A	St. Bonaventure	65 62		
												305	A	Hofstra	61 51		
												313	A	Detroit Mercy	59 70		
												331	A	Western Caro.	68 61		
												341	H	UIC	84 44		
												348	A	LIU Brooklyn	79 49		
LAST 10 Division I																	
				278	H	Milwaukee	58 49	143	A	Wright St.	62 78						
				268	A	Oakland	79 58	53	H	IUPUI	53 78						
				313	A	Detroit Mercy	59 70	341	H	UIC	84 44						
				185	H	Youngstown St.	60 52	285	A	Omaha	79 66						
				221	A	Northern Ky.	73 68	233	A	ETSU	62 54						

Non-Div I Games:	Davis & Elkins	110	41	Lake Erie	95	49
------------------	----------------	-----	----	-----------	----	----

Cleveland St.

■ Loss, ■ Non-Conf, S Site, ■ Home ■ Away N Neutral

Average RPI Win:	235	WON-LOST	WINNING	LAST 10	STRENGTH OF	OPP. STRENGTH	TEAM	ADJ.	CONF.	ADJ CONF.
Average RPI Loss:	97	RECORD	PCT. RANK	GAMES	SCHEDULE	OF SCHEDULE	RPI	RPI	RPI	RPI
DIV. I ONLY	13- 2	17	9-1	316	206	104	104	22	22	
DIV. I NON-CONF.	8- 1	27	4-0	341	244	153	153	21	21	
TOTALS	RPI 1-25	RPI 26-50	W-L RECORDS	RPI 51-100	RPI 101-150	RPI 150+				
13- 2	0- 0	0- 0	OVERALL	0- 1	3- 1	10- 0				
6- 1	0- 0	0- 0	HOME	0- 0	2- 1	4- 0				
6- 1	0- 0	0- 0	AWAY	0- 1	0- 0	6- 0				
1- 0	0- 0	0- 0	NEUTRAL	0- 0	1- 0	0- 0				
8- 1	0- 0	0- 0	NON-CONFERENCE	0- 0	2- 1	6- 0				
4- 1	0- 0	0- 0	HOME	0- 0	1- 1	3- 0				
3- 0	0- 0	0- 0	AWAY	0- 0	0- 0	3- 0				
1- 0	0- 0	0- 0	NEUTRAL	0- 0	1- 0	0- 0				
5- 1	0- 0	0- 0	CONFERENCE	0- 1	1- 0	4- 0				
2- 0	0- 0	0- 0	HOME	0- 0	1- 0	1- 0				
3- 1	0- 0	0- 0	AWAY	0- 1	0- 0	3- 0				
0- 0	0- 0	0- 0	NEUTRAL	0- 0	0- 0	0- 0				

RPI 1-25			RPI 26-50			RPI 51-100			RPI 101+			Team's RPI: 104
RPI	S	Opponent	Score	RPI	S	Opponent	Score	RPI	S	Opponent	Score	
						68	A Troy	77	84	103	H UNC Greensboro	63 54
										105	H UT Arlington	62 56
										122	N Elon	76 65
										126	H Richmond	67 79
										189	A Little Rock	68 48
										204	H George Mason	74 59
										244	A UNCW	62 43
										253	A South Alabama	71 62
										267	A Appalachian St.	80 53
										284	H Texas St.	75 67
										299	A Wofford	78 73
										307	H Ark.-Pine Bluff	76 69
										331	A Western Caro.	66 43
										349	H South Carolina St.	85 44
LAST 10 Division I												
						267	A Appalachian St.	80 53				
						189	A Little Rock	68 48				
						105	H UT Arlington	62 56				
						284	H Texas St.	75 67				
						253	A South Alabama	71 62				
						68	A Troy	77 84				
						349	H South Carolina St.	85 44				
						122	N Elon	76 65				
						244	A UNCW	62 43				
						204	H George Mason	74 59				

Non-Div I Games: UNC Pembroke 86 44 Wesleyan (GA) 132 32

Coastal Caro.

Loss, Non-Conf, S Site, H Home A Away N Neutral

Average RPI Win:	270	WON-LOST	WINNING	LAST 10	STRENGTH OF	OPP. STRENGTH	TEAM	ADJ.	CONF.	ADJ CONF.
Average RPI Loss:	145	RECORD	PCT. RANK	GAMES	SCHEDULE	OF SCHEDULE	RPI	RPI	RPI	RPI
DIV. I ONLY	8- 8	175	5-5	300	260	249	249	14	14	
DIV. I NON-CONF.	6- 4	123	3-1	347	317	271	271	14	14	
TOTALS	RPI 1-25	RPI 26-50	W-L RECORDS	RPI 51-100	RPI 101-150	RPI 150+				
8- 8	0- 0	0- 1	OVERALL	1- 1	0- 2	7- 4				
4- 4	0- 0	0- 1	HOME	1- 0	0- 1	3- 2				
4- 4	0- 0	0- 0	AWAY	0- 1	0- 1	4- 2				
0- 0	0- 0	0- 0	NEUTRAL	0- 0	0- 0	0- 0				
6- 4	0- 0	0- 0	NON-CONFERENCE	0- 1	0- 1	6- 2				
2- 2	0- 0	0- 0	HOME	0- 0	0- 1	2- 1				
4- 2	0- 0	0- 0	AWAY	0- 1	0- 0	4- 1				
0- 0	0- 0	0- 0	NEUTRAL	0- 0	0- 0	0- 0				
2- 4	0- 0	0- 1	CONFERENCE	1- 0	0- 1	1- 2				
2- 2	0- 0	0- 1	HOME	1- 0	0- 0	1- 1				
0- 2	0- 0	0- 0	AWAY	0- 0	0- 1	0- 1				
0- 0	0- 0	0- 0	NEUTRAL	0- 0	0- 0	0- 0				

RPI 1-25				RPI 26-50				RPI 51-100				RPI 101+				Team's RPI: 249	
RPI	S	Opponent	Score	RPI	S	Opponent	Score	RPI	S	Opponent	Score	RPI	S	Opponent	Score		
				45	H	James Madison	53 87	63	A	Wake Forest	50 106	103	H	UNC Greensboro	56 69		
								82	H	Drexel	73 59	122	A	Elon	48 90		
												157	A	William & Mary	60 85		
												163	H	Towson	62 79		
												204	H	George Mason	61 72		
												242	A	High Point	79 70		
												252	A	Winthrop	84 73		
												257	H	Delaware	84 73		
												302	A	Presbyterian	54 58		
												312	H	N.C. Central	85 78		
												331	H	Western Caro.	73 62		
												333	A	Charleston So.	79 70		
												349	A	South Carolina St.	76 55		
LAST 10 Division I																	
				45	H	James Madison	53 87	82	H	Drexel	73 59						
				163	H	Towson	62 79	331	H	Western Caro.	73 62						
				157	A	William & Mary	60 85	333	A	Charleston So.	79 70						
				122	A	Elon	48 90	103	H	UNC Greensboro	56 69						
				257	H	Delaware	84 73	252	A	Winthrop	84 73						

Non-Div I Games: Coker

82 57

Col. of Charleston

■ Loss,
 ■ Non-Conf, S Site,
 ■ Home
 ■ Away
 N Neutral

Average RPI Win:	245	WON-LOST	WINNING	LAST 10	STRENGTH OF	OPP. STRENGTH	TEAM	ADJ.	CONF.	ADJ CONF.
Average RPI Loss:	88	RECORD	PCT. RANK	GAMES	SCHEDULE	OF SCHEDULE	RPI	RPI	RPI	RPI
DIV. I ONLY	13- 5	56	7-3	248	158	92	92	15	15	
DIV. I NON-CONF.	8- 3	68	2-1	224	168	75	75	15	15	
TOTALS	RPI 1-25	RPI 26-50	W-L RECORDS	RPI 51-100	RPI 101-150	RPI 150+				
13- 5	0- 1	1- 0	OVERALL	0- 2	0- 1	12- 1				
8- 0	0- 0	1- 0	HOME	0- 0	0- 0	7- 0				
5- 5	0- 1	0- 0	AWAY	0- 2	0- 1	5- 1				
0- 0	0- 0	0- 0	NEUTRAL	0- 0	0- 0	0- 0				
8- 3	0- 1	1- 0	NON-CONFERENCE	0- 1	0- 1	7- 0				
5- 0	0- 0	1- 0	HOME	0- 0	0- 0	4- 0				
3- 3	0- 1	0- 0	AWAY	0- 1	0- 1	3- 0				
0- 0	0- 0	0- 0	NEUTRAL	0- 0	0- 0	0- 0				
5- 2	0- 0	0- 0	CONFERENCE	0- 1	0- 0	5- 1				
3- 0	0- 0	0- 0	HOME	0- 0	0- 0	3- 0				
2- 2	0- 0	0- 0	AWAY	0- 1	0- 0	2- 1				
0- 0	0- 0	0- 0	NEUTRAL	0- 0	0- 0	0- 0				

RPI 1-25				RPI 26-50				RPI 51-100 Team's RPI: 92				RPI 101+			
RPI	S	Opponent	Score	RPI	S	Opponent	Score	RPI	S	Opponent	Score	RPI	S	Opponent	Score
15	A	Northwestern	44 73	50	H	Yale	70 67	51	A	Bucknell	43 66	109	A	Saint Louis	51 61
								69	A	Alabama	52 72	154	A	Cornell	62 58
												196	A	American	61 63
												216	A	Boston U.	70 61
												225	H	Lafayette	73 52
												227	H	Niagara	85 72
												234	H	UMass Lowell	73 51
												264	H	Navy	80 55
												276	H	Wagner	74 58
												281	H	Army West Point	100 93
												286	A	Loyola Maryland	76 74
												308	H	Siena	88 51
												330	A	Canisius	90 69
												335	A	NJIT	79 52
LAST 10 Division I															
				51	A	Bucknell	43 66	281	H	Army West Point	100 93				
				216	A	Boston U.	70 61	196	A	American	61 63				
				225	H	Lafayette	73 52	276	H	Wagner	74 58				
				264	H	Navy	80 55	69	A	Alabama	52 72				
				286	A	Loyola Maryland	76 74	308	H	Siena	88 51				

Non-Div I Games:

Colgate

■ Loss,
 ■ Non-Conf, S Site,
 ■ Home
 ■ Away
 N Neutral

Colorado

Through Games Of Jan. 24, 2020

Average RPI Win:	188	WON-LOST	WINNING	LAST 10	STRENGTH OF	OPP. STRENGTH	TEAM	ADJ.	CONF.	ADJ CONF.
Average RPI Loss:	27	RECORD	PCT. RANK	GAMES	SCHEDULE	OF SCHEDULE	RPI	RPI	RPI	RPI
DIV. I ONLY	13- 5	56	5-5	74	55	42	42	1	1	
DIV. I NON-CONF.	11- 0	1	3-0	284	153	53	53	1	1	
TOTALS	RPI 1-25	RPI 26-50	W-L RECORDS	RPI 51-100	RPI 101-150	RPI 150+				
13- 5	0- 4	0- 0	OVERALL	2- 0	4- 1	7- 0				
7- 2	0- 1	0- 0	HOME	2- 0	1- 1	4- 0				
5- 3	0- 3	0- 0	AWAY	0- 0	2- 0	3- 0				
1- 0	0- 0	0- 0	NEUTRAL	0- 0	1- 0	0- 0				
11- 0	0- 0	0- 0	NON-CONFERENCE	1- 0	3- 0	7- 0				
6- 0	0- 0	0- 0	HOME	1- 0	1- 0	4- 0				
4- 0	0- 0	0- 0	AWAY	0- 0	1- 0	3- 0				
1- 0	0- 0	0- 0	NEUTRAL	0- 0	1- 0	0- 0				
2- 5	0- 4	0- 0	CONFERENCE	1- 0	1- 1	0- 0				
1- 2	0- 1	0- 0	HOME	1- 0	0- 1	0- 0				
1- 3	0- 3	0- 0	AWAY	0- 0	1- 0	0- 0				
0- 0	0- 0	0- 0	NEUTRAL	0- 0	0- 0	0- 0				

RPI S	Opponent	Score	RPI S	Opponent	Score	RPI S	Opponent	Score	RPI S	Opponent	Score
5	A Stanford	68 76				77	H Southern California	66 53	106	A Utah	80 70
6	A Oregon	46 104				95	H Texas Southern	74 50	106	H Utah	69 84
8	H UCLA	62 65							117	H Wisconsin	74 57
10	A Oregon St.	60 72							128	A Tulane	62 52
									132	N UAB	77 69
									211	A Xavier	62 53
									217	A Wyoming	66 56
									239	H Jacksonville	66 44
									256	A Colorado St.	79 75
									262	H Indiana St.	59 46
									273	H Denver	96 70
									335	H NJIT	80 57
LAST 10 Division I											
5	A Stanford	68 76	6	A Oregon	46 104						
106	H Utah	69 84	106	A Utah	80 70						
8	H UCLA	62 65	128	A Tulane	62 52						
77	H Southern California	66 53	132	N UAB	77 69						
10	A Oregon St.	60 72	273	H Denver	96 70						

Non-Div I Games:

Colorado

Loss, Non-Conf, S Site, H Home A Away N Neutral

Colorado Buffaloes 2010-11				Through Games Of Jan. 11, 2011						
Average RPI Win:	277	WON-LOST	WINNING	LAST 10	STRENGTH OF	OPP. STRENGTH	TEAM	ADJ.	CONF.	ADJ CONF.
Average RPI Loss:	140	RECORD	PCT. RANK	GAMES	SCHEDULE	OF SCHEDULE	RPI	RPI	RPI	RPI
DIV. I ONLY	7- 10	219	4-6	235	278	256	256	17	17	
DIV. I NON-CONF.	4- 5	195	1-2	274	296	268	268	24	24	
TOTALS	RPI 1-25	RPI 26-50	W-L RECORDS	RPI 51-100	RPI 101-150	RPI 150+				
7- 10	0- 0	0- 1	OVERALL	0- 2	0- 3	7- 4				
5- 4	0- 0	0- 1	HOME	0- 0	0- 2	5- 1				
2- 6	0- 0	0- 0	AWAY	0- 2	0- 1	2- 3				
0- 0	0- 0	0- 0	NEUTRAL	0- 0	0- 0	0- 0				
4- 5	0- 0	0- 1	NON-CONFERENCE	0- 1	0- 1	4- 2				
3- 2	0- 0	0- 1	HOME	0- 0	0- 0	3- 1				
1- 3	0- 0	0- 0	AWAY	0- 1	0- 1	1- 1				
0- 0	0- 0	0- 0	NEUTRAL	0- 0	0- 0	0- 0				
3- 5	0- 0	0- 0	CONFERENCE	0- 1	0- 2	3- 2				
2- 2	0- 0	0- 0	HOME	0- 0	0- 2	2- 0				
1- 3	0- 0	0- 0	AWAY	0- 1	0- 0	1- 2				
0- 0	0- 0	0- 0	NEUTRAL	0- 0	0- 0	0- 0				

RPI 1-25				RPI 26-50				RPI 51-100				RPI 101+				Team's RPI: 256	
RPI	S	Opponent	Score	RPI	S	Opponent	Score	RPI	S	Opponent	Score	RPI	S	Opponent	Score		
				42	H	Colorado	75 79	58	A	Tennessee	41 79	101	H	Boise St.	69 72		
								90	A	Fresno St.	53 55	120	A	Idaho	54 61		
												133	H	San Jose St.	53 58		
												184	A	New Mexico	62 73		
												193	H	Northern Ill.	75 80		
												195	A	Northern Colo.	75 58		
												205	A	Tulsa	55 61		
												217	A	Wyoming	56 49		
												261	H	UC Riverside	52 40		
												275	A	San Diego St.	49 59		
												282	H	Nevada	75 70		
												314	H	Incarinate Word	75 47		
												316	H	Air Force	60 40		
												351	H	Mississippi Val.	65 46		
LAST 10 Division I																	
				90	A	Fresno St.	53 55	282	H	Nevada	75 70						
				316	H	Air Force	60 40	205	A	Tulsa	55 61						
				184	A	New Mexico	62 73	351	H	Mississippi Val.	65 46						
				133	H	San Jose St.	53 58	58	A	Tennessee	41 79						
				217	A	Wyoming	56 49	101	H	Boise St.	69 72						

Non-Div I Games:	Western St.	56	47	Chadron St.	102	51
------------------	-------------	----	----	-------------	-----	----

Colorado St.

■ Loss, ■ Non-Conf, S Site, H Home A Away N Neutral

Average RPI Win: 229	WON-LOST	WINNING	LAST 10	STRENGTH OF	OPP. STRENGTH	TEAM	ADJ.	CONF.	ADJ CONF.
Average RPI Loss: 160	RECORD	PCT. RANK	GAMES	SCHEDULE	OF SCHEDULE	RPI	RPI	RPI	RPI
DIV. I ONLY	10- 4	61	9-1	315	174	156	156	8	8
DIV. I NON-CONF.	9- 4	84	8-1	320	214	171	171	9	9
TOTALS	RPI 1-25	RPI 26-50	W-L RECORDS	RPI 51-100	RPI 101-150	RPI 150+			
10- 4	0- 0	0- 0	OVERALL	1- 2	2- 0	7- 2			
7- 1	0- 0	0- 0	HOME	1- 0	1- 0	5- 1			
3- 3	0- 0	0- 0	AWAY	0- 2	1- 0	2- 1			
0- 0	0- 0	0- 0	NEUTRAL	0- 0	0- 0	0- 0			
9- 4	0- 0	0- 0	NON-CONFERENCE	1- 2	2- 0	6- 2			
6- 1	0- 0	0- 0	HOME	1- 0	1- 0	4- 1			
3- 3	0- 0	0- 0	AWAY	0- 2	1- 0	2- 1			
0- 0	0- 0	0- 0	NEUTRAL	0- 0	0- 0	0- 0			
1- 0	0- 0	0- 0	CONFERENCE	0- 0	0- 0	1- 0			
1- 0	0- 0	0- 0	HOME	0- 0	0- 0	1- 0			
0- 0	0- 0	0- 0	AWAY	0- 0	0- 0	0- 0			
0- 0	0- 0	0- 0	NEUTRAL	0- 0	0- 0	0- 0			

RPI 1-25			RPI 26-50			RPI 51-100			RPI 101+			Team's RPI: 156
RPI	S	Opponent	Score	RPI	S	Opponent	Score	RPI	S	Opponent	Score	
						66	A Vanderbilt	51	72	118	H Fordham	70 51
						78	A Buffalo	75	82	135	A Robert Morris	61 59
						93	H Davidson	63	60	154	H Cornell	76 66
										175	H Saint Joseph's	57 71
										236	H Georgetown	54 49
										278	H Milwaukee	74 46
										281	A Army West Point	71 62
										319	A Albany (NY)	78 82
										329	H Mercer	77 48
										334	A Tennessee St.	75 65
										335	H NJIT	99 43
LAST 10 Division I												
						154	H Cornell	76	66	93	H Davidson	63 60
						329	H Mercer	77	48	236	H Georgetown	54 49
						334	A Tennessee St.	75	65	278	H Milwaukee	74 46
						66	A Vanderbilt	51	72	281	A Army West Point	71 62
						335	H NJIT	99	43	135	A Robert Morris	61 59

Non-Div I Games:

Columbia

Average RPI Win:	0	WON-LOST	WINNING	LAST 10	STRENGTH OF	OPP. STRENGTH	TEAM	ADJ.	CONF.	ADJ CONF.
Average RPI Loss:	182	RECORD	PCT. RANK	GAMES	SCHEDULE	OF SCHEDULE	RPI	RPI	RPI	RPI
DIV. I ONLY	0- 17	349	0-10	208	307	343	343	30	30	
DIV. I NON-CONF.	0- 12	338	0-5	159	225	329	329	31	31	
TOTALS	RPI 1-25	RPI 26-50	W-L RECORDS	RPI 51-100	RPI 101-150	RPI 150+				
0- 17	0- 0	0- 3	OVERALL	0- 2	0- 2	0- 10				
0- 5	0- 0	0- 0	HOME	0- 0	0- 1	0- 4				
0- 12	0- 0	0- 3	AWAY	0- 2	0- 1	0- 6				
0- 0	0- 0	0- 0	NEUTRAL	0- 0	0- 0	0- 0				
0- 12	0- 0	0- 3	NON-CONFERENCE	0- 2	0- 1	0- 6				
0- 2	0- 0	0- 0	HOME	0- 0	0- 0	0- 2				
0- 10	0- 0	0- 3	AWAY	0- 2	0- 1	0- 4				
0- 0	0- 0	0- 0	NEUTRAL	0- 0	0- 0	0- 0				
0- 5	0- 0	0- 0	CONFERENCE	0- 0	0- 1	0- 4				
0- 3	0- 0	0- 0	HOME	0- 0	0- 1	0- 2				
0- 2	0- 0	0- 0	AWAY	0- 0	0- 0	0- 2				
0- 0	0- 0	0- 0	NEUTRAL	0- 0	0- 0	0- 0				

RPI 1-25				RPI 26-50				RPI 51-100				RPI 101+				Team's RPI: 343	
RPI	S	Opponent	Score	RPI	S	Opponent	Score	RPI	S	Opponent	Score	RPI	S	Opponent	Score		
				38	A	Rutgers	33 107	87	A	South Dakota St.	41 94	114	A	Cincinnati	40 86		
				39	A	West Virginia	47 82	88	A	Dayton	48 78	124	H	N.C. A&T	38 84		
				43	A	South Dakota	44 82					152	A	George Washington	35 54		
												174	H	Norfolk St.	48 85		
												181	A	Bethune-Cookman	51 82		
												208	A	La Salle	46 79		
												227	H	Niagara	67 82		
												247	A	Marshall	47 60		
												323	A	UMBC	48 71		
												342	H	Saint Peter's	57 82		
												349	H	South Carolina St.	60 71		
												350	A	Florida A&M	48 58		
LAST 10 Division I																	
				124	H	N.C. A&T	38 84	88	A	Dayton	48 78						
				350	A	Florida A&M	48 58	114	A	Cincinnati	40 86						
				181	A	Bethune-Cookman	51 82	227	H	Niagara	67 82						
				174	H	Norfolk St.	48 85	43	A	South Dakota	44 82						
				349	H	South Carolina St.	60 71	87	A	South Dakota St.	41 94						

Non-Div I Games:

Coppin St.

Average RPI Win: 272	WON-LOST	WINNING	LAST 10	STRENGTH OF	OPP. STRENGTH	TEAM	ADJ.	CONF.	ADJ CONF.
Average RPI Loss: 102	RECORD	PCT. RANK	GAMES	SCHEDULE	OF SCHEDULE	RPI	RPI	RPI	RPI
DIV. I ONLY	7- 6	160	6-4	168	238	154	154	8	8
DIV. I NON-CONF.	7- 5	131	6-3	202	237	155	155	9	9
TOTALS	RPI 1-25	RPI 26-50	W-L RECORDS	RPI 51-100	RPI 101-150	RPI 150+			
7- 6	0- 1	0- 1	OVERALL	0- 1	0- 1	7- 2			
3- 3	0- 0	0- 0	HOME	0- 1	0- 1	3- 1			
4- 3	0- 1	0- 1	AWAY	0- 0	0- 0	4- 1			
0- 0	0- 0	0- 0	NEUTRAL	0- 0	0- 0	0- 0			
7- 5	0- 1	0- 1	NON-CONFERENCE	0- 1	0- 1	7- 1			
3- 3	0- 0	0- 0	HOME	0- 1	0- 1	3- 1			
4- 2	0- 1	0- 1	AWAY	0- 0	0- 0	4- 0			
0- 0	0- 0	0- 0	NEUTRAL	0- 0	0- 0	0- 0			
0- 1	0- 0	0- 0	CONFERENCE	0- 0	0- 0	0- 1			
0- 0	0- 0	0- 0	HOME	0- 0	0- 0	0- 0			
0- 1	0- 0	0- 0	AWAY	0- 0	0- 0	0- 1			
0- 0	0- 0	0- 0	NEUTRAL	0- 0	0- 0	0- 0			

RPI 1-25				RPI 26-50				RPI 51-100				RPI 101+ Team's RPI: 154			
RPI	S	Opponent	Score	RPI	S	Opponent	Score	RPI	S	Opponent	Score	RPI	S	Opponent	Score
25	A	TCU	49 59	39	A	West Virginia	62 68	92	H	Colgate	58 62	107	H	Duquesne	62 72
												156	A	Columbia	66 76
												192	H	Binghamton	56 59
												227	H	Niagara	82 59
												233	H	ETSU	71 43
												234	A	UMass Lowell	70 56
												263	A	Delaware St.	77 51
												292	A	St. Bonaventure	70 42
												319	A	Albany (NY)	71 51
												335	H	NJIT	68 44
LAST 10 Division I															
156	A	Columbia	66 76	192	H	Binghamton	56 59	234	A	UMass Lowell	70 56	263	A	Delaware St.	77 51
233	H	ETSU	71 43	227	H	Niagara	82 59	335	H	NJIT	68 44				
39	A	West Virginia	62 68												
292	A	St. Bonaventure	70 42												
107	H	Duquesne	62 72												

Non-Div I Games:

Cornell

■ Loss,
 ■ Non-Conf, S Site,
 ■ Home
 ■ Away
 N Neutral

Creighton

Through Games Of Jan. 24, 2020

Average RPI Win:	131	WON-LOST	WINNING	LAST 10	STRENGTH OF	OPP. STRENGTH	TEAM	ADJ.	CONF.	ADJ CONF.
Average RPI Loss:	36	RECORD	PCT. RANK	GAMES	SCHEDULE	OF SCHEDULE	RPI	RPI	RPI	RPI
DIV. I ONLY	13- 6	69	6-4	37	22	30	30	6	6	
DIV. I NON-CONF.	8- 3	68	1-1	19	33	11	11	6	6	
TOTALS	RPI 1-25	RPI 26-50	W-L RECORDS	RPI 51-100	RPI 101-150	RPI 150+				
13- 6	0- 1	3- 4	OVERALL	4- 1	2- 0	4- 0				
7- 1	0- 1	1- 0	HOME	2- 0	2- 0	2- 0				
4- 5	0- 0	0- 4	AWAY	2- 1	0- 0	2- 0				
2- 0	0- 0	2- 0	NEUTRAL	0- 0	0- 0	0- 0				
8- 3	0- 0	2- 3	NON-CONFERENCE	3- 0	1- 0	2- 0				
4- 0	0- 0	0- 0	HOME	2- 0	1- 0	1- 0				
2- 3	0- 0	0- 3	AWAY	1- 0	0- 0	1- 0				
2- 0	0- 0	2- 0	NEUTRAL	0- 0	0- 0	0- 0				
5- 3	0- 1	1- 1	CONFERENCE	1- 1	1- 0	2- 0				
3- 1	0- 1	1- 0	HOME	0- 0	1- 0	1- 0				
2- 2	0- 0	0- 1	AWAY	1- 1	0- 0	1- 0				
0- 0	0- 0	0- 0	NEUTRAL	0- 0	0- 0	0- 0				

RPI S	Opponent	Score	RPI S	Opponent	Score	Team's RPI: 30	RPI S	Opponent	Score	RPI S	Opponent	Score	RPI S	Opponent	Score
13	H DePaul	71 74	27	A Arizona St.	55 70		52	H UNI	57 54	127	H Providence	72 63			
			31	A Drake	53 63		55	A Seton Hall	70 82	148	H Wichita St.	56 46			
			39	N West Virginia	82 75		60	A Nebraska	79 74	211	H Xavier	62 55			
			40	H Marquette	72 62		84	A Villanova	58 42	236	A Georgetown	65 56			
			43	A South Dakota	65 72		87	H South Dakota St.	61 48	285	A Omaha	67 54			
			47	N Temple	69 59					291	H North Dakota St.	70 59			
			49	A St. John's (NY)	58 63										
LAST 10 Division I															
211	H Xavier	62 55	40	H Marquette	72 62										
49	A St. John's (NY)	58 63	84	A Villanova	58 42										
55	A Seton Hall	70 82	236	A Georgetown	65 56										
127	H Providence	72 63	27	A Arizona St.	55 70										
13	H DePaul	71 74	148	H Wichita St.	56 46										

Non-Div I Games:

Creighton

Loss, Non-Conf, S Site, H Home A Away N Neutral

Average RPI Win:	224	WON-LOST	WINNING	LAST 10	STRENGTH OF	OPP. STRENGTH	TEAM	ADJ.	CONF.	ADJ CONF.
Average RPI Loss:	171	RECORD	PCT. RANK	GAMES	SCHEDULE	OF SCHEDULE	RPI	RPI	RPI	RPI
DIV. I ONLY	7- 7	175	4-6	145	267	155	155	8	8	
DIV. I NON-CONF.	6- 7	182	3-6	177	273	174	174	9	9	
TOTALS	RPI 1-25	RPI 26-50	W-L RECORDS	RPI 51-100	RPI 101-150	RPI 150+				
7- 7	0- 1	0- 0	OVERALL	0- 1	1- 1	6- 4				
5- 1	0- 0	0- 0	HOME	0- 0	1- 0	4- 1				
2- 6	0- 1	0- 0	AWAY	0- 1	0- 1	2- 3				
0- 0	0- 0	0- 0	NEUTRAL	0- 0	0- 0	0- 0				
6- 7	0- 1	0- 0	NON-CONFERENCE	0- 1	0- 1	6- 4				
4- 1	0- 0	0- 0	HOME	0- 0	0- 0	4- 1				
2- 6	0- 1	0- 0	AWAY	0- 1	0- 1	2- 3				
0- 0	0- 0	0- 0	NEUTRAL	0- 0	0- 0	0- 0				
1- 0	0- 0	0- 0	CONFERENCE	0- 0	1- 0	0- 0				
1- 0	0- 0	0- 0	HOME	0- 0	1- 0	0- 0				
0- 0	0- 0	0- 0	AWAY	0- 0	0- 0	0- 0				
0- 0	0- 0	0- 0	NEUTRAL	0- 0	0- 0	0- 0				

RPI S	Opponent	Score	RPI S	Opponent	Score	RPI S	Opponent	Score	RPI S	Opponent	Score	Team's RPI: 155
15	A Northwestern	37 79				78	A Buffalo	49 73	102	A Loyola Chicago	40 61	
									142	H Harvard	63 62	
									170	H Merrimack	57 52	
									216	A Boston U.	56 74	
									219	A Manhattan	58 70	
									232	H Maine	57 41	
									234	A UMass Lowell	62 51	
									235	A Fairfield	52 51	
									277	H Vermont	72 55	
									279	H New Hampshire	66 47	
									284	H Texas St.	51 61	
									286	A Loyola Maryland	56 72	
LAST 10 Division I												
142	H Harvard	63 62	284	H Texas St.	51 61							
286	A Loyola Maryland	56 72	234	A UMass Lowell	62 51							
78	A Buffalo	49 73	232	H Maine	57 41							
216	A Boston U.	56 74	15	A Northwestern	37 79							
279	H New Hampshire	66 47	102	A Loyola Chicago	40 61							

Non-Div I Games:

Dartmouth

■ Loss,
 ■ Non-Conf,
 S Site,
 ■ Home
 ■ Away
 N Neutral

Average RPI Win: 208		WON-LOST	WINNING	LAST 10	STRENGTH OF	OPP. STRENGTH	TEAM	ADJ.	CONF.	ADJ CONF.
Average RPI Loss: 86		RECORD	PCT. RANK	GAMES	SCHEDULE	OF SCHEDULE	RPI	RPI	RPI	RPI
DIV. I ONLY		11- 6	91	7-3	184	117	93	93	12	12
DIV. I NON-CONF.		6- 6	164	2-3	237	140	152	152	12	12
TOTALS	RPI 1-25	RPI 26-50		W-L RECORDS		RPI 51-100	RPI 101-150	RPI 150+		
11- 6	0- 0	0- 2		OVERALL		0- 2	3- 1	8- 1		
5- 1	0- 0	0- 0		HOME		0- 1	2- 0	3- 0		
5- 5	0- 0	0- 2		AWAY		0- 1	1- 1	4- 1		
1- 0	0- 0	0- 0		NEUTRAL		0- 0	0- 0	1- 0		
6- 6	0- 0	0- 2		NON-CONFERENCE		0- 2	0- 1	6- 1		
2- 1	0- 0	0- 0		HOME		0- 1	0- 0	2- 0		
3- 5	0- 0	0- 2		AWAY		0- 1	0- 1	3- 1		
1- 0	0- 0	0- 0		NEUTRAL		0- 0	0- 0	1- 0		
5- 0	0- 0	0- 0		CONFERENCE		0- 0	3- 0	2- 0		
3- 0	0- 0	0- 0		HOME		0- 0	2- 0	1- 0		
2- 0	0- 0	0- 0		AWAY		0- 0	1- 0	1- 0		
0- 0	0- 0	0- 0		NEUTRAL		0- 0	0- 0	0- 0		

RPI 1-25				RPI 26-50				RPI 51-100				Team's RPI: 93				RPI 101+			
RPI	S	Opponent	Score	RPI	S	Opponent	Score	RPI	S	Opponent	Score	RPI	S	Opponent	Score	RPI	S	Opponent	Score
				26	A	Virginia Tech	68 88	71	H	Charlotte	64 75	109	A	Saint Louis	65 58				
				41	A	Duke	52 82	82	A	Drexel	63 74	118	H	Fordham	74 62				
												138	A	Florida	50 55				
												140	H	Rhode Island	79 67				
												152	H	George Washington	62 55				
												156	A	Columbia	60 63				
												204	A	George Mason	76 69				
												231	A	UMKC	74 64				
												233	A	ETSU	75 60				
												236	H	Georgetown	66 52				
												242	A	High Point	73 63				
												290	N	UC Irvine	78 72				
												331	H	Western Caro.	101 51				
LAST 10 Division I																			
				152	H	George Washington	62 55	138	A	Florida	50 55								
				204	A	George Mason	76 69	71	H	Charlotte	64 75								
				140	H	Rhode Island	79 67	156	A	Columbia	60 63								
				118	H	Fordham	74 62	242	A	High Point	73 63								
				109	A	Saint Louis	65 58	233	A	ETSU	75 60								

Non-Div I Games:	Newberry	75	46
------------------	----------	----	----

Davidson

Loss, Non-Conf, S Site, H Home A Away N Neutral

Average RPI Win:	198	WON-LOST	WINNING	LAST 10	STRENGTH OF	OPP. STRENGTH	TEAM	ADJ.	CONF.	ADJ CONF.
Average RPI Loss:	46	RECORD	PCT. RANK	GAMES	SCHEDULE	OF SCHEDULE	RPI	RPI	RPI	RPI
DIV. I ONLY	13- 7	89	8-2	136	50	88	88	12	12	
DIV. I NON-CONF.	7- 7	164	2-2	125	17	129	129	12	12	
TOTALS	RPI 1-25	RPI 26-50	W-L RECORDS	RPI 51-100	RPI 101-150	RPI 150+				
13- 7	0- 4	0- 0	OVERALL	0- 2	4- 1	9- 0				
6- 2	0- 2	0- 0	HOME	0- 0	2- 0	4- 0				
5- 2	0- 1	0- 0	AWAY	0- 1	2- 0	3- 0				
2- 3	0- 1	0- 0	NEUTRAL	0- 1	0- 1	2- 0				
7- 7	0- 4	0- 0	NON-CONFERENCE	0- 2	1- 1	6- 0				
3- 2	0- 2	0- 0	HOME	0- 0	0- 0	3- 0				
2- 2	0- 1	0- 0	AWAY	0- 1	1- 0	1- 0				
2- 3	0- 1	0- 0	NEUTRAL	0- 1	0- 1	2- 0				
6- 0	0- 0	0- 0	CONFERENCE	0- 0	3- 0	3- 0				
3- 0	0- 0	0- 0	HOME	0- 0	2- 0	1- 0				
3- 0	0- 0	0- 0	AWAY	0- 0	1- 0	2- 0				
0- 0	0- 0	0- 0	NEUTRAL	0- 0	0- 0	0- 0				

RPI	S	Opponent	Score	RPI	S	Opponent	Score	RPI	S	Opponent	Score	RPI	S	Opponent	Score
1	H	South Carolina	49 75					63	N	Wake Forest	59 78	107	H	Duquesne	54 41
3	H	UConn	37 75					78	A	Buffalo	59 67	109	H	Saint Louis	48 47
9	N	Gonzaga	65 76									126	A	Richmond	65 51
22	A	Central Mich.	80 81									145	N	Auburn	74 76
												147	A	Northeastern	71 60
												152	A	George Washington	66 50
												158	A	Toledo	60 42
												204	H	George Mason	59 55
												208	A	La Salle	98 58
												232	N	Maine	78 49
												251	H	Lipscomb	82 60
												260	H	Morehead St.	58 41
												282	N	East Carolina	94 68
												343	H	Coppin St.	78 48
LAST 10 Division I															
152	A	George Washington	66 50	208	A	La Salle	98 58								
109	H	Saint Louis	48 47	343	H	Coppin St.	78 48								
107	H	Duquesne	54 41	282	N	East Carolina	94 68								
126	A	Richmond	65 51	63	N	Wake Forest	59 78								
204	H	George Mason	59 55	78	A	Buffalo	59 67								

Non-Div I Games:

Dayton

■ Loss,
 ■ Non-Conf,
 ■ S Site,
 ■ H Home
 ■ A Away
 N Neutral

Average RPI Win:	125	WON-LOST	WINNING	LAST 10	STRENGTH OF	OPP. STRENGTH	TEAM	ADJ.	CONF.	ADJ CONF.
Average RPI Loss:	7	RECORD	PCT. RANK	GAMES	SCHEDULE	OF SCHEDULE	RPI	RPI	RPI	RPI
DIV. I ONLY	18- 2	10	9-1	38	21	13	13	6	6	
DIV. I NON-CONF.	10- 2	30	1-1	53	23	17	17	6	6	
TOTALS	RPI 1-25	RPI 26-50	W-L RECORDS	RPI 51-100	RPI 101-150	RPI 150+				
18- 2	1- 2	3- 0	OVERALL	5- 0	3- 0	6- 0				
10- 1	0- 1	2- 0	HOME	4- 0	0- 0	4- 0				
8- 1	1- 1	1- 0	AWAY	1- 0	3- 0	2- 0				
0- 0	0- 0	0- 0	NEUTRAL	0- 0	0- 0	0- 0				
10- 2	1- 2	0- 0	NON-CONFERENCE	2- 0	2- 0	5- 0				
6- 1	0- 1	0- 0	HOME	2- 0	0- 0	4- 0				
4- 1	1- 1	0- 0	AWAY	0- 0	2- 0	1- 0				
0- 0	0- 0	0- 0	NEUTRAL	0- 0	0- 0	0- 0				
8- 0	0- 0	3- 0	CONFERENCE	3- 0	1- 0	1- 0				
4- 0	0- 0	2- 0	HOME	2- 0	0- 0	0- 0				
4- 0	0- 0	1- 0	AWAY	1- 0	1- 0	1- 0				
0- 0	0- 0	0- 0	NEUTRAL	0- 0	0- 0	0- 0				

RPI 1-25				Team's RPI: 13		RPI 26-50				RPI 51-100				RPI 101+			
RPI	S	Opponent	Score	RPI	S	Opponent	Score	RPI	S	Opponent	Score	RPI	S	Opponent	Score		
3	H	UConn	74 84	30	A	Creighton	74 71	55	H	Seton Hall	85 68	102	A	Loyola Chicago	83 76		
10	A	Oregon St.	77 98	40	H	Marquette	89 71	56	H	Miami (FL)	89 83	119	A	Notre Dame	105 94		
15	A	Northwestern	70 68	49	H	St. John's (NY)	74 69	82	H	Drexel	81 57	127	A	Providence	80 67		
								84	H	Villanova	85 69	165	A	Green Bay	76 65		
								100	A	Butler	80 65	194	H	Miami (OH)	98 79		
												211	A	Xavier	91 68		
												241	H	Arkansas St.	109 64		
												278	H	Milwaukee	94 65		
												309	H	Alabama St.	105 76		
LAST 10 Division I																	
				84	H	Villanova	85 69	30	A	Creighton	74 71						
				100	A	Butler	80 65	127	A	Providence	80 67						
				211	A	Xavier	91 68	40	H	Marquette	89 71						
				49	H	St. John's (NY)	74 69	102	A	Loyola Chicago	83 76						
				55	H	Seton Hall	85 68	3	H	UConn	74 84						

Non-Div I Games:

DePaul

Delaware

Through Games Of Jan. 24, 2020

Average RPI Win:	208	WON-LOST	WINNING	LAST 10	STRENGTH OF	OPP. STRENGTH	TEAM	ADJ.	CONF.	ADJ CONF.
Average RPI Loss:	158	RECORD	PCT. RANK	GAMES	SCHEDULE	OF SCHEDULE	RPI	RPI	RPI	RPI
DIV. I ONLY	5- 12	274	3-7	206	132	257	257	14	14	
DIV. I NON-CONF.	4- 7	225	2-2	178	96	204	204	14	14	
TOTALS	RPI 1-25	RPI 26-50	W-L RECORDS	RPI 51-100	RPI 101-150	RPI 150+				
5- 12	0- 1	0- 0	OVERALL	0- 3	1- 1	4- 7				
2- 4	0- 0	0- 0	HOME	0- 0	0- 1	2- 3				
2- 8	0- 1	0- 0	AWAY	0- 3	1- 0	1- 4				
1- 0	0- 0	0- 0	NEUTRAL	0- 0	0- 0	1- 0				
4- 7	0- 1	0- 0	NON-CONFERENCE	0- 2	1- 0	3- 4				
1- 3	0- 0	0- 0	HOME	0- 0	0- 0	1- 3				
2- 4	0- 1	0- 0	AWAY	0- 2	1- 0	1- 1				
1- 0	0- 0	0- 0	NEUTRAL	0- 0	0- 0	1- 0				
1- 5	0- 0	0- 0	CONFERENCE	0- 1	0- 1	1- 3				
1- 1	0- 0	0- 0	HOME	0- 0	0- 1	1- 0				
0- 4	0- 0	0- 0	AWAY	0- 1	0- 0	0- 3				
0- 0	0- 0	0- 0	NEUTRAL	0- 0	0- 0	0- 0				

RPI	S	Opponent	Score	RPI	S	Opponent	Score	RPI	S	Opponent	Score	RPI	S	Opponent	Score	Team's RPI: 257
17	A	Maryland	55 99					61	A	UCF	49 75	135	A	Robert Morris	73 62	
								71	A	Charlotte	57 61	147	H	Northeastern	62 72	
								82	A	Drexel	59 63	152	H	George Washington	49 63	
												157	A	William & Mary	58 68	
												173	N	Santa Clara	81 80	
												204	H	George Mason	63 44	
												220	A	Gardner-Webb	65 67	
												222	A	Cal St. Fullerton	72 55	
												232	H	Maine	56 69	
												244	A	UNCW	65 71	
												249	A	Col. of Charleston	73 84	
												263	H	Delaware St.	64 67	
												305	H	Hofstra	80 59	
LAST 10 Division I																
157	A	William & Mary	58 68	244	A	UNCW	65 71									
82	A	Drexel	59 63	204	H	George Mason	63 44									
147	H	Northeastern	62 72	71	A	Charlotte	57 61									
305	H	Hofstra	80 59	220	A	Gardner-Webb	65 67									
249	A	Col. of Charleston	73 84	135	A	Robert Morris	73 62									

Non-Div I Games:

Delaware

Loss, Non-Conf, S Site, H Home A Away N Neutral

Average RPI Win:	295	WON-LOST	WINNING	LAST 10	STRENGTH OF	OPP. STRENGTH	TEAM	ADJ.	CONF.	ADJ CONF.
Average RPI Loss:	144	RECORD	PCT. RANK	GAMES	SCHEDULE	OF SCHEDULE	RPI	RPI	RPI	RPI
DIV. I ONLY	4- 10	280	3-7	73	348	263	263	30	30	
DIV. I NON-CONF.	2- 9	304	1-6	52	345	260	260	31	31	
TOTALS	RPI 1-25	RPI 26-50	W-L RECORDS	RPI 51-100	RPI 101-150	RPI 150+				
4- 10	0- 0	0- 1	OVERALL	0- 2	0- 2	4- 5				
3- 7	0- 0	0- 0	HOME	0- 1	0- 2	3- 4				
1- 3	0- 0	0- 1	AWAY	0- 1	0- 0	1- 1				
0- 0	0- 0	0- 0	NEUTRAL	0- 0	0- 0	0- 0				
2- 9	0- 0	0- 1	NON-CONFERENCE	0- 2	0- 1	2- 5				
1- 6	0- 0	0- 0	HOME	0- 1	0- 1	1- 4				
1- 3	0- 0	0- 1	AWAY	0- 1	0- 0	1- 1				
0- 0	0- 0	0- 0	NEUTRAL	0- 0	0- 0	0- 0				
2- 1	0- 0	0- 0	CONFERENCE	0- 0	0- 1	2- 0				
2- 1	0- 0	0- 0	HOME	0- 0	0- 1	2- 0				
0- 0	0- 0	0- 0	AWAY	0- 0	0- 0	0- 0				
0- 0	0- 0	0- 0	NEUTRAL	0- 0	0- 0	0- 0				

RPI 1-25				RPI 26-50				RPI 51-100				RPI 101+				Team's RPI: 263	
RPI	S	Opponent	Score	RPI	S	Opponent	Score	RPI	S	Opponent	Score	RPI	S	Opponent	Score		
				45	A	James Madison	64 83	85	A	Boston College	69 109	113	H	Lehigh	38 68		
								96	H	Rider	69 71	124	H	N.C. A&T	45 69		
												154	H	Cornell	51 77		
												157	H	William & Mary	52 73		
												183	H	Cleveland St.	49 57		
												192	H	Binghamton	66 75		
												257	A	Delaware	67 64		
												269	H	Morgan St.	69 61		
												288	A	Longwood	62 78		
												312	H	N.C. Central	64 54		
												342	H	Saint Peter's	89 66		
LAST 10 Division I																	
				124	H	N.C. A&T	45 69	45	A	James Madison	64 83						
				312	H	N.C. Central	64 54	288	A	Longwood	62 78						
				269	H	Morgan St.	69 61	342	H	Saint Peter's	89 66						
				96	H	Rider	69 71	183	H	Cleveland St.	49 57						
				85	A	Boston College	69 109	157	H	William & Mary	52 73						

Non-Div I Games: Post 67 41 Georgian Court 69 48

Delaware St.

Denver

Through Games Of Jan. 24, 2020

Average RPI Win: 251	WON-LOST	WINNING	LAST 10	STRENGTH OF	OPP. STRENGTH	TEAM	ADJ.	CONF.	ADJ CONF.
Average RPI Loss: 175	RECORD	PCT. RANK	GAMES	SCHEDULE	OF SCHEDULE	RPI	RPI	RPI	RPI
DIV. I ONLY	8- 11	217	4-6	240	285	273	273	18	18
DIV. I NON-CONF.	5- 7	205	1-2	270	310	301	301	19	19
TOTALS	RPI 1-25	RPI 26-50	W-L RECORDS	RPI 51-100	RPI 101-150	RPI 150+			
8- 11	0- 0	0- 2	OVERALL	0- 1	0- 1	8- 7			
7- 4	0- 0	0- 0	HOME	0- 1	0- 0	7- 3			
1- 5	0- 0	0- 2	AWAY	0- 0	0- 0	1- 3			
0- 2	0- 0	0- 0	NEUTRAL	0- 0	0- 1	0- 1			
5- 7	0- 0	0- 1	NON-CONFERENCE	0- 0	0- 1	5- 5			
5- 2	0- 0	0- 0	HOME	0- 0	0- 0	5- 2			
0- 3	0- 0	0- 1	AWAY	0- 0	0- 0	0- 2			
0- 2	0- 0	0- 0	NEUTRAL	0- 0	0- 1	0- 1			
3- 4	0- 0	0- 1	CONFERENCE	0- 1	0- 0	3- 2			
2- 2	0- 0	0- 0	HOME	0- 1	0- 0	2- 1			
1- 2	0- 0	0- 1	AWAY	0- 0	0- 0	1- 1			
0- 0	0- 0	0- 0	NEUTRAL	0- 0	0- 0	0- 0			

RPI S	Opponent	Score	RPI S	Opponent	Score	RPI S	Opponent	Score	RPI S	Opponent	Score	Team's RPI: 273
42	A Colorado	70 96	43	A South Dakota	61 104	87	H South Dakota St.	79 86	137	N Western Mich.	70 79	
									187	N Akron	72 88	
									191	H Southern Utah	81 73	
									195	H Northern Colo.	74 55	
									199	A Western Ill.	75 82	
									207	A North Dakota	91 81	
									207	H North Dakota	82 90	
									213	A Lamar University	59 71	
									217	H Wyoming	71 57	
									231	A UMKC	79 83	
									274	H Alabama A&M	83 86	
									285	H Omaha	66 60	
									290	H UC Irvine	83 75	
									291	H North Dakota St.	91 82	
									310	H New Mexico St.	75 78	
									332	H Cal Poly	96 66	
LAST 10 Division I												
207	A North Dakota	91 81	207	H North Dakota	82 90							
285	H Omaha	66 60	291	H North Dakota St.	91 82							
199	A Western Ill.	75 82	137	N Western Mich.	70 79							
87	H South Dakota St.	79 86	187	N Akron	72 88							
43	A South Dakota	61 104	191	H Southern Utah	81 73							

Non-Div I Games: Colo. Christian 89 49

Denver

Loss, Non-Conf, S Site, H Home A Away N Neutral

DIV. I ONLY	2- 17	337	2-8	173	261	313	313	21	21
DIV. I NON-CONF.	0- 11	338	0-2	123	239	324	324	18	18
TOTALS	RPI 1-25	RPI 26-50	W-L RECORDS	RPI 51-100	RPI 101-150	RPI 150+			
2- 17	0- 0	0- 0	OVERALL	0- 3	0- 4	2- 10			
1- 9	0- 0	0- 0	HOME	0- 0	0- 1	1- 8			
1- 6	0- 0	0- 0	AWAY	0- 3	0- 2	1- 1			
0- 2	0- 0	0- 0	NEUTRAL	0- 0	0- 1	0- 1			
0- 11	0- 0	0- 0	NON-CONFERENCE	0- 2	0- 3	0- 6			
0- 5	0- 0	0- 0	HOME	0- 0	0- 1	0- 4			
0- 4	0- 0	0- 0	AWAY	0- 2	0- 1	0- 1			
0- 2	0- 0	0- 0	NEUTRAL	0- 0	0- 1	0- 1			
2- 6	0- 0	0- 0	CONFERENCE	0- 1	0- 1	2- 4			
1- 4	0- 0	0- 0	HOME	0- 0	0- 0	1- 4			
1- 2	0- 0	0- 0	AWAY	0- 1	0- 1	1- 0			
0- 0	0- 0	0- 0	NEUTRAL	0- 0	0- 0	0- 0			

RPI 1-25				RPI 26-50				RPI 51-100				RPI 101+				Team's RPI: 313	
RPI	S	Opponent	Score	RPI	S	Opponent	Score	RPI	S	Opponent	Score	RPI	S	Opponent	Score		
								53	A	IUPUI	45	82	102	H	Loyola Chicago	60	89
								91	A	Michigan St.	52	110	137	A	Western Mich.	67	82
								100	A	Butler	60	82	141	N	Tennessee Tech	47	69
												143	A	Wright St.	61	67	
												158	H	Toledo	64	82	
												165	H	Green Bay	48	65	
												166	H	Valparaiso	58	77	
												180	H	Eastern Mich.	70	84	
												183	H	Cleveland St.	70	59	
												185	H	Youngstown St.	47	62	
												187	H	Akron	60	81	
												204	A	George Mason	62	75	
												268	H	Oakland	57	71	
												270	N	Sacred Heart	60	66	
												278	H	Milwaukee	48	63	
												341	A	UIC	70	62	
EAST 10 Division I																	
				143	A	Wright St.	61	67	53	A	IUPUI	45	82				
				185	H	Youngstown St.	47	62	341	A	UIC	70	62				
				183	H	Cleveland St.	70	59	268	H	Oakland	57	71				
				165	H	Green Bay	48	65	180	H	Eastern Mich.	70	84				
				278	H	Milwaukee	48	63	158	H	Toledo	64	82				

Non-Div I Games:

Detroit Mercy

Drake

Through Games Of Jan. 24, 2020

Average RPI Win:	147	WON-LOST	WINNING	LAST 10	STRENGTH OF	OPP. STRENGTH	TEAM	ADJ.	CONF.	ADJ CONF.
Average RPI Loss:	22	RECORD	PCT. RANK	GAMES	SCHEDULE	OF SCHEDULE	RPI	RPI	RPI	RPI
DIV. I ONLY	12- 5	62	7-3	61	10	31	31	7	7	
DIV. I NON-CONF.	7- 4	100	2-2	38	4	31	31	7	7	
TOTALS	RPI 1-25	RPI 26-50	W-L RECORDS	RPI 51-100	RPI 101-150	RPI 150+				
12- 5	0- 3	1- 2	OVERALL	5- 0	1- 0	5- 0				
7- 0	0- 0	1- 0	HOME	3- 0	0- 0	3- 0				
3- 4	0- 2	0- 2	AWAY	2- 0	0- 0	1- 0				
2- 1	0- 1	0- 0	NEUTRAL	0- 0	1- 0	1- 0				
7- 4	0- 2	1- 2	NON-CONFERENCE	2- 0	1- 0	3- 0				
4- 0	0- 0	1- 0	HOME	2- 0	0- 0	1- 0				
1- 3	0- 1	0- 2	AWAY	0- 0	0- 0	1- 0				
2- 1	0- 1	0- 0	NEUTRAL	0- 0	1- 0	1- 0				
5- 1	0- 1	0- 0	CONFERENCE	3- 0	0- 0	2- 0				
3- 0	0- 0	0- 0	HOME	1- 0	0- 0	2- 0				
2- 1	0- 1	0- 0	AWAY	2- 0	0- 0	0- 0				
0- 0	0- 0	0- 0	NEUTRAL	0- 0	0- 0	0- 0				

RPI 1-25				RPI 26-50				Team's RPI: 31				RPI 51-100				RPI 101+			
RPI	S	Opponent	Score	RPI	S	Opponent	Score	RPI	S	Opponent	Score	RPI	S	Opponent	Score	RPI	S	Opponent	Score
4	A	Iowa	67 79	30	H	Creighton	63 53	52	H	UNI	104 87	145	N	Auburn	83 82				
7	A	Missouri St.	67 69	33	A	Oklahoma	84 93	64	H	Iowa St.	86 81	193	A	Northern Ill.	73 49				
24	N	Purdue	47 67	43	A	South Dakota	94 102	76	A	Southern Ill.	73 65	199	H	Western Ill.	94 75				
								87	H	South Dakota St.	74 67	232	N	Maine	94 62				
								97	A	Illinois St.	69 67	262	H	Indiana St.	105 65				
												326	H	Evansville	108 44				
LAST 10 Division I																			
				97	A	Illinois St.	69 67	52	H	UNI	104 87								
				326	H	Evansville	108 44	193	A	Northern Ill.	73 49								
				262	H	Indiana St.	105 65	4	A	Iowa	67 79								
				76	A	Southern Ill.	73 65	33	A	Oklahoma	84 93								
				7	A	Missouri St.	67 69	145	N	Auburn	83 82								

Non-Div I Games: Waldorf 103 18

Drake

Loss, Non-Conf, S Site, H Home A Away N Neutral

Average RPI Win:	183	WON-LOST	WINNING	LAST 10	STRENGTH OF	OPP. STRENGTH	TEAM	ADJ.	CONF.	ADJ CONF.
Average RPI Loss:	105	RECORD	PCT. RANK	GAMES	SCHEDULE	OF SCHEDULE	RPI	RPI	RPI	RPI
DIV. I ONLY	12- 6	72	7-3	139	101	82	82	14	14	
DIV. I NON-CONF.	7- 5	131	2-2	55	80	69	69	14	14	
TOTALS	RPI 1-25	RPI 26-50	W-L RECORDS	RPI 51-100	RPI 101-150	RPI 150+				
12- 6	0- 1	0- 0	OVERALL	2- 2	3- 2	7- 1				
8- 1	0- 0	0- 0	HOME	2- 0	2- 1	4- 0				
4- 4	0- 1	0- 0	AWAY	0- 1	1- 1	3- 1				
0- 1	0- 0	0- 0	NEUTRAL	0- 1	0- 0	0- 0				
7- 5	0- 1	0- 0	NON-CONFERENCE	2- 2	1- 2	4- 0				
5- 1	0- 0	0- 0	HOME	2- 0	1- 1	2- 0				
2- 3	0- 1	0- 0	AWAY	0- 1	0- 1	2- 0				
0- 1	0- 0	0- 0	NEUTRAL	0- 1	0- 0	0- 0				
5- 1	0- 0	0- 0	CONFERENCE	0- 0	2- 0	3- 1				
3- 0	0- 0	0- 0	HOME	0- 0	1- 0	2- 0				
2- 1	0- 0	0- 0	AWAY	0- 0	1- 0	1- 1				
0- 0	0- 0	0- 0	NEUTRAL	0- 0	0- 0	0- 0				

RPI 1-25				RPI 26-50				RPI 51-100 Team's RPI: 82				RPI 101+			
RPI	S	Opponent	Score	RPI	S	Opponent	Score	RPI	S	Opponent	Score	RPI	S	Opponent	Score
13	A	DePaul	57 81					51	A	Bucknell	49 60	115	H	Pacific	51 58
								78	N	Buffalo	59 63	121	A	Penn	49 53
								84	H	Villanova	54 52	122	A	Elon	55 53
								93	H	Davidson	74 63	126	H	Richmond	58 52
												147	H	Northeastern	50 41
												175	A	Saint Joseph's	62 52
												198	A	Quinnipiac	66 62
												208	H	La Salle	69 31
												232	H	Maine	70 57
												244	A	UNCW	73 72
												249	A	Col. of Charleston	59 73
												257	H	Delaware	63 59
												305	H	Hofstra	74 54
LAST 10 Division I															
122	A	Elon	55 53	249	A	Col. of Charleston	59 73								
257	H	Delaware	63 59	232	H	Maine	70 57								
305	H	Hofstra	74 54	121	A	Penn	49 53								
147	H	Northeastern	50 41	208	H	La Salle	69 31								
244	A	UNCW	73 72	51	A	Bucknell	49 60								

Non-Div I Games:

Drexel

Average RPI Win:	130	WON-LOST	WINNING	LAST 10	STRENGTH OF	OPP. STRENGTH	TEAM	ADJ.	CONF.	ADJ CONF.
Average RPI Loss:	44	RECORD	PCT. RANK	GAMES	SCHEDULE	OF SCHEDULE	RPI	RPI	RPI	RPI
DIV. I ONLY	10- 9	167	4-6	6	27	41	41	5	5	
DIV. I NON-CONF.	6- 5	151	0-2	2	129	23	23	3	3	
TOTALS	RPI 1-25	RPI 26-50	W-L RECORDS	RPI 51-100	RPI 101-150	RPI 150+				
10- 9	0- 4	1- 2	OVERALL	3- 2	3- 0	3- 1				
8- 2	0- 1	1- 0	HOME	3- 1	2- 0	2- 0				
2- 7	0- 3	0- 2	AWAY	0- 1	1- 0	1- 1				
0- 0	0- 0	0- 0	NEUTRAL	0- 0	0- 0	0- 0				
6- 5	0- 3	0- 1	NON-CONFERENCE	2- 1	1- 0	3- 0				
5- 1	0- 1	0- 0	HOME	2- 0	1- 0	2- 0				
1- 4	0- 2	0- 1	AWAY	0- 1	0- 0	1- 0				
0- 0	0- 0	0- 0	NEUTRAL	0- 0	0- 0	0- 0				
4- 4	0- 1	1- 1	CONFERENCE	1- 1	2- 0	0- 1				
3- 1	0- 0	1- 0	HOME	1- 1	1- 0	0- 0				
1- 3	0- 1	0- 1	AWAY	0- 0	1- 0	0- 1				
0- 0	0- 0	0- 0	NEUTRAL	0- 0	0- 0	0- 0				

RPI 1-25				RPI 26-50				Team's RPI: 41				RPI 51-100				RPI 101+			
RPI	S	Opponent	Score	RPI	S	Opponent	Score	RPI	S	Opponent	Score	RPI	S	Opponent	Score	RPI	S	Opponent	Score
1	A	South Carolina	46 89	26	H	Virginia Tech	72 67	60	A	Nebraska	79 83	112	A	Syracuse	88 58				
2	A	Louisville	55 60	29	A	FGCU	56 78	63	H	Wake Forest	58 60	119	H	Notre Dame	50 47				
15	H	Northwestern	42 63	34	A	Virginia	63 66	68	H	Troy	99 85	121	H	Penn	66 50				
16	A	Texas A&M	58 79					85	H	Boston College	85 73	179	A	Clemson	58 62				
								93	H	Davidson	82 52	182	A	UNLV	57 45				
												242	H	High Point	93 57				
												255	H	Idaho St.	85 66				
LAST 10 Division I																			
112	A	Syracuse	88 58	2	A	Louisville	55 60	63	H	Wake Forest	58 60								
179	A	Clemson	58 62	29	A	FGCU	56 78	1	A	South Carolina	46 89								
119	H	Notre Dame	50 47	85	H	Boston College	85 73												
26	H	Virginia Tech	72 67																
34	A	Virginia	63 66																

Non-Div I Games:

Duke

■ Loss,
■ Non-Conf, S Site,
■ Home
■ Away
N Neutral

Average RPI Win:	218	WON-LOST	WINNING	LAST 10	STRENGTH OF	OPP. STRENGTH	TEAM	ADJ.	CONF.	ADJ CONF.
Average RPI Loss:	94	RECORD	PCT. RANK	GAMES	SCHEDULE	OF SCHEDULE	RPI	RPI	RPI	RPI
DIV. I ONLY	13- 6	69	6-4	233	122	107	107	12	12	
DIV. I NON-CONF.	10- 3	58	3-1	252	154	84	84	12	12	
TOTALS	RPI 1-25	RPI 26-50	W-L RECORDS	RPI 51-100	RPI 101-150	RPI 150+				
13- 6	0- 0	0- 2	OVERALL	0- 1	0- 2	13- 1				
6- 2	0- 0	0- 0	HOME	0- 0	0- 2	6- 0				
7- 4	0- 0	0- 2	AWAY	0- 1	0- 0	7- 1				
0- 0	0- 0	0- 0	NEUTRAL	0- 0	0- 0	0- 0				
10- 3	0- 0	0- 2	NON-CONFERENCE	0- 0	0- 1	10- 0				
4- 1	0- 0	0- 0	HOME	0- 0	0- 1	4- 0				
6- 2	0- 0	0- 2	AWAY	0- 0	0- 0	6- 0				
0- 0	0- 0	0- 0	NEUTRAL	0- 0	0- 0	0- 0				
3- 3	0- 0	0- 0	CONFERENCE	0- 1	0- 1	3- 1				
2- 1	0- 0	0- 0	HOME	0- 0	0- 1	2- 0				
1- 2	0- 0	0- 0	AWAY	0- 1	0- 0	1- 1				
0- 0	0- 0	0- 0	NEUTRAL	0- 0	0- 0	0- 0				

RPI S	Opponent	Score	RPI S	Opponent	Score	RPI S	Opponent	Score	RPI S	Opponent	Score	Team's RPI: 107
			35	A Oklahoma St.	41 84	88	A Dayton	41 54	110	H Kent St.	75 77	
			47	A Temple	72 85				134	H Massachusetts	77 81	
									152	A George Washington	60 65	
									154	A Cornell	72 62	
									158	H Toledo	79 74	
									175	A Saint Joseph's	58 51	
									187	A Akron	88 63	
									204	H George Mason	84 63	
									206	A Iona	76 74	
									208	H La Salle	82 56	
									219	A Manhattan	76 65	
									223	H Kennesaw St.	75 72	
									225	A Lafayette	73 65	
									229	H Saint Francis (PA)	72 69	
									296	A Pittsburgh	81 62	
									345	H Central Conn. St.	72 33	
LAST 10 Division I												
			204	H George Mason	84 63	134	H Massachusetts	77 81				
			175	A Saint Joseph's	58 51	35	A Oklahoma St.	41 84				
			88	A Dayton	41 54	223	H Kennesaw St.	75 72				
			208	H La Salle	82 56	229	H Saint Francis (PA)	72 69				
			152	A George Washington	60 65	154	A Cornell	72 62				

Non-Div I Games:

Duquesne

Average RPI Win: 225	WON-LOST	WINNING	LAST 10	STRENGTH OF	OPP. STRENGTH	TEAM	ADJ.	CONF.	ADJ CONF.
Average RPI Loss: 156	RECORD	PCT. RANK	GAMES	SCHEDULE	OF SCHEDULE	RPI	RPI	RPI	RPI
DIV. I ONLY	6- 13	267	3-7	124	287	233	233	24	24
DIV. I NON-CONF.	4- 10	259	1-4	63	288	209	209	20	20
TOTALS	RPI 1-25	RPI 26-50	W-L RECORDS	RPI 51-100	RPI 101-150	RPI 150+			
6- 13	0- 0	0- 1	OVERALL	1- 3	1- 2	4- 7			
2- 7	0- 0	0- 0	HOME	1- 2	0- 0	1- 5			
4- 6	0- 0	0- 1	AWAY	0- 1	1- 2	3- 2			
0- 0	0- 0	0- 0	NEUTRAL	0- 0	0- 0	0- 0			
4- 10	0- 0	0- 1	NON-CONFERENCE	1- 3	1- 1	2- 5			
2- 5	0- 0	0- 0	HOME	1- 2	0- 0	1- 3			
2- 5	0- 0	0- 1	AWAY	0- 1	1- 1	1- 2			
0- 0	0- 0	0- 0	NEUTRAL	0- 0	0- 0	0- 0			
2- 3	0- 0	0- 0	CONFERENCE	0- 0	0- 1	2- 2			
0- 2	0- 0	0- 0	HOME	0- 0	0- 0	0- 2			
2- 1	0- 0	0- 0	AWAY	0- 0	0- 1	2- 0			
0- 0	0- 0	0- 0	NEUTRAL	0- 0	0- 0	0- 0			

RPI S	Opponent	Score	RPI S	Opponent	Score	RPI S	Opponent	Score	RPI S	Opponent	Score	Team's RPI: 233
			46	A Georgia Tech	48 87	58	H Tennessee	68 72	103	A UNC Greensboro	47 63	
						63	H Wake Forest	67 60	108	A Liberty	63 62	
						68	A Troy	61 79	124	A N.C. A&T	69 80	
						93	H Davidson	60 75	153	H Furman	62 81	
									154	A Cornell	43 71	
									183	H Cleveland St.	54 62	
									242	A High Point	62 80	
									248	H UNC Asheville	54 72	
									253	H South Alabama	65 60	
									254	H Radford	43 67	
									267	A Appalachian St.	67 61	
									299	H Wofford	47 76	
									329	A Mercer	72 66	
									331	A Western Caro.	62 57	
LAST 10 Division I												
			329	A Mercer	72 66	154	A Cornell	43 71				
			299	H Wofford	47 76	253	H South Alabama	65 60				
			153	H Furman	62 81	46	A Georgia Tech	48 87				
			331	A Western Caro.	62 57	68	A Troy	61 79				
			103	A UNC Greensboro	47 63	183	H Cleveland St.	54 62				

Non-Div I Games: Converse 73 35

ETSU

■ Loss,
 ■ Non-Conf,
 ■ S Site,
 ■ Home
 ■ A Away
 N Neutral

East Carolina

Through Games Of Jan. 24, 2020

Average RPI Win:	315	WON-LOST	WINNING	LAST 10	STRENGTH OF	OPP. STRENGTH	TEAM	ADJ.	CONF.	ADJ CONF.
Average RPI Loss:	118	RECORD	PCT. RANK	GAMES	SCHEDULE	OF SCHEDULE	RPI	RPI	RPI	RPI
DIV. I ONLY	3- 15	321	0-10	127	104	282	282	9	9	
DIV. I NON-CONF.	3- 10	282	0-5	92	155	247	247	8	8	
TOTALS	RPI 1-25	RPI 26-50	W-L RECORDS	RPI 51-100	RPI 101-150	RPI 150+				
3- 15	0- 1	0- 0	OVERALL	0- 6	0- 3	3- 5				
2- 6	0- 0	0- 0	HOME	0- 2	0- 1	2- 3				
1- 7	0- 0	0- 0	AWAY	0- 3	0- 2	1- 2				
0- 2	0- 1	0- 0	NEUTRAL	0- 1	0- 0	0- 0				
3- 10	0- 1	0- 0	NON-CONFERENCE	0- 5	0- 2	3- 2				
2- 4	0- 0	0- 0	HOME	0- 2	0- 0	2- 2				
1- 4	0- 0	0- 0	AWAY	0- 2	0- 2	1- 0				
0- 2	0- 1	0- 0	NEUTRAL	0- 1	0- 0	0- 0				
0- 5	0- 0	0- 0	CONFERENCE	0- 1	0- 1	0- 3				
0- 2	0- 0	0- 0	HOME	0- 0	0- 1	0- 1				
0- 3	0- 0	0- 0	AWAY	0- 1	0- 0	0- 2				
0- 0	0- 0	0- 0	NEUTRAL	0- 0	0- 0	0- 0				

RPI	S	Opponent	Score	RPI	S	Opponent	Score	RPI	S	Opponent	Score	RPI	S	Opponent	Score	Team's RPI: 282
15	N	Northwestern	45 64					59	H	Middle Tenn.	66 68	108	A	Liberty	66 81	
								61	A	UCF	55 91	116	A	VCU	40 53	
								63	A	Wake Forest	53 76	148	H	Wichita St.	53 61	
								67	A	Georgia	50 67	157	H	William & Mary	68 78	
								71	H	Charlotte	47 59	159	A	Houston	63 72	
								88	N	Dayton	68 94	205	A	Tulsa	56 58	
												214	H	SMU	47 55	
												240	H	Howard	51 67	
												288	A	Longwood	64 61	
												322	H	UMES	57 42	
												336	H	USC Upstate	69 48	
LAST 10 Division I																
205	A	Tulsa	56 58	67	A	Georgia	50 67									
159	A	Houston	63 72	88	N	Dayton	68 94									
148	H	Wichita St.	53 61	15	N	Northwestern	45 64									
214	H	SMU	47 55	240	H	Howard	51 67									
61	A	UCF	55 91	108	A	Liberty	66 81									

Non-Div I Games:

East Carolina

Loss, Non-Conf, S Site, H Home A Away N Neutral

Average RPI Win:	265	WON-LOST	WINNING	LAST 10	STRENGTH OF	OPP. STRENGTH	TEAM	ADJ.	CONF.	ADJ CONF.
Average RPI Loss:	151	RECORD	PCT. RANK	GAMES	SCHEDULE	OF SCHEDULE	RPI	RPI	RPI	RPI
DIV. I ONLY	10- 7	121	6-4	338	181	230	230	20	20	
DIV. I NON-CONF.	5- 5	164	1-2	345	157	297	297	23	23	
TOTALS	RPI 1-25	RPI 26-50	W-L RECORDS	RPI 51-100	RPI 101-150	RPI 150+				
10- 7	0- 0	0- 0	OVERALL	1- 1	0- 3	9- 3				
3- 4	0- 0	0- 0	HOME	1- 0	0- 2	2- 2				
6- 3	0- 0	0- 0	AWAY	0- 1	0- 1	6- 1				
1- 0	0- 0	0- 0	NEUTRAL	0- 0	0- 0	1- 0				
5- 5	0- 0	0- 0	NON-CONFERENCE	0- 0	0- 2	5- 3				
1- 3	0- 0	0- 0	HOME	0- 0	0- 1	1- 2				
3- 2	0- 0	0- 0	AWAY	0- 0	0- 1	3- 1				
1- 0	0- 0	0- 0	NEUTRAL	0- 0	0- 0	1- 0				
5- 2	0- 0	0- 0	CONFERENCE	1- 1	0- 1	4- 0				
2- 1	0- 0	0- 0	HOME	1- 0	0- 1	1- 0				
3- 1	0- 0	0- 0	AWAY	0- 1	0- 0	3- 0				
0- 0	0- 0	0- 0	NEUTRAL	0- 0	0- 0	0- 0				

RPI 1-25				RPI 26-50				RPI 51-100				RPI 101+ Team's RPI: 230					
RPI	S	Opponent	Score	RPI	S	Opponent	Score	RPI	S	Opponent	Score	RPI	S	Opponent	Score		
								79	A	Belmont	45	69	102	H	Loyola Chicago	51	67
								83	H	UT Martin	74	70	117	A	Wisconsin	55	63
													141	H	Tennessee Tech	62	75
													166	H	Valparaiso	66	78
													193	A	Northern Ill.	48	61
													199	N	Western Ill.	60	52
													251	A	Lipscomb	66	56
													260	A	Morehead St.	57	51
													262	H	Indiana St.	57	59
													272	A	Eastern Ky.	83	63
													285	H	Omaha	65	52
													298	H	Jacksonville St.	55	52
													326	A	Evansville	90	44
													334	A	Tennessee St.	73	52
													341	A	UIC	80	45
LAST 10 Division I																	
				83	H	UT Martin	74	70	79	A	Belmont	45	69				
				141	H	Tennessee Tech	62	75	334	A	Tennessee St.	73	52				
				298	H	Jacksonville St.	55	52	166	H	Valparaiso	66	78				
				260	A	Morehead St.	57	51	199	N	Western Ill.	60	52				
				272	A	Eastern Ky.	83	63	193	A	Northern Ill.	48	61				

Non-Div I Games: Lindenwood (MO) 88 66

Eastern Ill.

■ Loss,
 ■ Non-Conf,
 ■ S Site,
 ■ H Home
 ■ A Away
 N Neutral

Eastern Ky.

Through Games Of Jan. 24, 2020

Average RPI Win:	256	WON-LOST	WINNING	LAST 10	STRENGTH OF	OPP. STRENGTH	TEAM	ADJ.	CONF.	ADJ CONF.
Average RPI Loss:	164	RECORD	PCT. RANK	GAMES	SCHEDULE	OF SCHEDULE	RPI	RPI	RPI	RPI
DIV. I ONLY	7- 10	219	3-7	311	221	272	272	20	20	
DIV. I NON-CONF.	5- 5	164	1-2	271	99	191	191	23	23	
TOTALS	RPI 1-25	RPI 26-50	W-L RECORDS	RPI 51-100	RPI 101-150	RPI 150+				
7- 10	0- 0	0- 0	OVERALL	0- 4	0- 1	7- 5				
3- 5	0- 0	0- 0	HOME	0- 0	0- 1	3- 4				
4- 5	0- 0	0- 0	AWAY	0- 4	0- 0	4- 1				
0- 0	0- 0	0- 0	NEUTRAL	0- 0	0- 0	0- 0				
5- 5	0- 0	0- 0	NON-CONFERENCE	0- 3	0- 0	5- 2				
2- 2	0- 0	0- 0	HOME	0- 0	0- 0	2- 2				
3- 3	0- 0	0- 0	AWAY	0- 3	0- 0	3- 0				
0- 0	0- 0	0- 0	NEUTRAL	0- 0	0- 0	0- 0				
2- 5	0- 0	0- 0	CONFERENCE	0- 1	0- 1	2- 3				
1- 3	0- 0	0- 0	HOME	0- 0	0- 1	1- 2				
1- 2	0- 0	0- 0	AWAY	0- 1	0- 0	1- 1				
0- 0	0- 0	0- 0	NEUTRAL	0- 0	0- 0	0- 0				

RPI S	Opponent	Score	RPI S	Opponent	Score	RPI S	Opponent	Score	RPI S	Opponent	Score	Team's RPI: 272
						53	A IUPUI	42 72	141	H Tennessee Tech	42 60	
						66	A Vanderbilt	69 75	164	A Memphis	63 60	
						79	A Belmont	48 68	185	H Youngstown St.	63 72	
						100	A Butler	41 73	194	H Miami (OH)	57 75	
									209	H Chattanooga	71 65	
									211	A Xavier	56 55	
									221	H Northern Ky.	69 62	
									230	H Eastern Ill.	63 83	
									298	A Jacksonville St.	54 68	
									298	H Jacksonville St.	33 43	
									327	H SIUE	49 46	
									329	A Mercer	61 60	
									334	A Tennessee St.	61 55	
LAST 10 Division I												
298	A Jacksonville St.	54 68	298	H Jacksonville St.	33 43							
334	A Tennessee St.	61 55	141	H Tennessee Tech	42 60							
79	A Belmont	48 68	53	A IUPUI	42 72							
327	H SIUE	49 46	66	A Vanderbilt	69 75							
230	H Eastern Ill.	63 83	211	A Xavier	56 55							

Non-Div I Games: Alice Lloyd 102 65

Eastern Ky.

Loss, Non-Conf, S Site, H Home A Away N Neutral

Average RPI Win:	237	WON-LOST	WINNING	LAST 10	STRENGTH OF	OPP. STRENGTH	TEAM	ADJ.	CONF.	ADJ CONF.
Average RPI Loss:	101	RECORD	PCT. RANK	GAMES	SCHEDULE	OF SCHEDULE	RPI	RPI	RPI	RPI
DIV. I ONLY	7- 9	208	6-4	152	168	180	180	10	10	
DIV. I NON-CONF.	4- 6	212	3-1	249	261	238	238	10	10	
TOTALS	RPI 1-25	RPI 26-50	W-L RECORDS	RPI 51-100	RPI 101-150	RPI 150+				
7- 9	0- 1	0- 0	OVERALL	0- 5	1- 1	6- 2				
4- 3	0- 1	0- 0	HOME	0- 2	0- 0	4- 0				
3- 6	0- 0	0- 0	AWAY	0- 3	1- 1	2- 2				
0- 0	0- 0	0- 0	NEUTRAL	0- 0	0- 0	0- 0				
4- 6	0- 0	0- 0	NON-CONFERENCE	0- 3	0- 1	4- 2				
2- 2	0- 0	0- 0	HOME	0- 2	0- 0	2- 0				
2- 4	0- 0	0- 0	AWAY	0- 1	0- 1	2- 2				
0- 0	0- 0	0- 0	NEUTRAL	0- 0	0- 0	0- 0				
3- 3	0- 1	0- 0	CONFERENCE	0- 2	1- 0	2- 0				
2- 1	0- 1	0- 0	HOME	0- 0	0- 0	2- 0				
1- 2	0- 0	0- 0	AWAY	0- 2	1- 0	0- 0				
0- 0	0- 0	0- 0	NEUTRAL	0- 0	0- 0	0- 0				

RPI	S	Opponent	Score	RPI	S	Opponent	Score	RPI	S	Opponent	Score	RPI	S	Opponent	Score	Team's RPI: 180
22	H	Central Mich.	82 89					54	H	Michigan	38 57	110	A	Kent St.	74 69	
								65	A	Ball St.	54 59	148	A	Wichita St.	52 63	
								76	H	Southern Ill.	54 85	177	H	Southeast Mo. St.	69 64	
								78	A	Buffalo	63 66	185	A	Youngstown St.	77 79	
								91	A	Michigan St.	50 85	192	A	Binghamton	67 78	
												194	H	Miami (OH)	80 53	
												197	H	Bowling Green	78 61	
												313	A	Detroit Mercy	84 70	
												325	H	Purdue Fort Wayne	64 40	
												341	A	UIC	68 59	
LAST 10 Division I																
22	H	Central Mich.	82 89	197	H	Bowling Green	78 61									
78	A	Buffalo	63 66	313	A	Detroit Mercy	84 70									
194	H	Miami (OH)	80 53	341	A	UIC	68 59									
65	A	Ball St.	54 59	325	H	Purdue Fort Wayne	64 40									
110	A	Kent St.	74 69	148	A	Wichita St.	52 63									

Non-Div I Games: Olivet 95 38

Eastern Mich.

■ Loss,
 ■ Non-Conf,
 ■ S Site,
 ■ H Home
 ■ A Away
 N Neutral

Average RPI Win:	303	WON-LOST	WINNING	LAST 10	STRENGTH OF	OPP. STRENGTH	TEAM	ADJ.	CONF.	ADJ CONF.
Average RPI Loss:	136	RECORD	PCT. RANK	GAMES	SCHEDULE	OF SCHEDULE	RPI	RPI	RPI	RPI
DIV. I ONLY	1- 13	341	1-9	51	211	287	287	19	19	
DIV. I NON-CONF.	0- 8	338	0-4	6	172	232	232	17	17	
TOTALS	RPI 1-25	RPI 26-50	W-L RECORDS	RPI 51-100	RPI 101-150	RPI 150+				
1- 13	0- 2	0- 0	OVERALL	0- 1	0- 5	1- 5				
1- 4	0- 0	0- 0	HOME	0- 0	0- 2	1- 2				
0- 8	0- 2	0- 0	AWAY	0- 0	0- 3	0- 3				
0- 1	0- 0	0- 0	NEUTRAL	0- 1	0- 0	0- 0				
0- 8	0- 2	0- 0	NON-CONFERENCE	0- 1	0- 3	0- 2				
0- 2	0- 0	0- 0	HOME	0- 0	0- 1	0- 1				
0- 5	0- 2	0- 0	AWAY	0- 0	0- 2	0- 1				
0- 1	0- 0	0- 0	NEUTRAL	0- 1	0- 0	0- 0				
1- 5	0- 0	0- 0	CONFERENCE	0- 0	0- 2	1- 3				
1- 2	0- 0	0- 0	HOME	0- 0	0- 1	1- 1				
0- 3	0- 0	0- 0	AWAY	0- 0	0- 1	0- 2				
0- 0	0- 0	0- 0	NEUTRAL	0- 0	0- 0	0- 0				

RPI 1-25				RPI 26-50				RPI 51-100				RPI 101+ Team's RPI: 287			
RPI	S	Opponent	Score	RPI	S	Opponent	Score	RPI	S	Opponent	Score	RPI	S	Opponent	Score
5	A	Stanford	27 92					61	N	Bradley	46 66	101	H	Boise St.	61 63
9	A	Gonzaga	44 84									106	A	Utah	49 87
												120	A	Idaho	60 69
												123	H	Montana St.	85 89
												133	A	San Jose St.	66 84
												186	A	Montana	54 92
												200	A	Portland St.	58 75
												231	A	UMKC	55 66
												243	H	Pepperdine	52 53
												255	H	Idaho St.	47 67
												303	H	Weber St.	63 53
LAST 10 Division I															
123	H	Montana St.	85 89	303	H	Weber St.	63 53								
120	A	Idaho	60 69	61	N	Bradley	46 66								
186	A	Montana	54 92	231	A	UMKC	55 66								
200	A	Portland St.	58 75	101	H	Boise St.	61 63								
255	H	Idaho St.	47 67	243	H	Pepperdine	52 53								

Non-Div I Games: Northwest Chrst. 81 62

Eastern Wash.

Average RPI Win:	237	WON-LOST	WINNING	LAST 10	STRENGTH OF	OPP. STRENGTH	TEAM	ADJ.	CONF.	ADJ CONF.
Average RPI Loss:	72	RECORD	PCT. RANK	GAMES	SCHEDULE	OF SCHEDULE	RPI	RPI	RPI	RPI
DIV. I ONLY	8- 9	190	5-5	72	149	122	122	14	14	
DIV. I NON-CONF.	4- 6	212	1-2	35	179	113	113	14	14	
TOTALS	RPI 1-25	RPI 26-50	W-L RECORDS	RPI 51-100	RPI 101-150	RPI 150+				
8- 9	0- 1	0- 1	OVERALL	0- 5	0- 2	8- 0				
4- 2	0- 0	0- 0	HOME	0- 2	0- 0	4- 0				
4- 5	0- 1	0- 1	AWAY	0- 2	0- 1	4- 0				
0- 2	0- 0	0- 0	NEUTRAL	0- 1	0- 1	0- 0				
4- 6	0- 1	0- 0	NON-CONFERENCE	0- 4	0- 1	4- 0				
2- 1	0- 0	0- 0	HOME	0- 1	0- 0	2- 0				
2- 3	0- 1	0- 0	AWAY	0- 2	0- 0	2- 0				
0- 2	0- 0	0- 0	NEUTRAL	0- 1	0- 1	0- 0				
4- 3	0- 0	0- 1	CONFERENCE	0- 1	0- 1	4- 0				
2- 1	0- 0	0- 0	HOME	0- 1	0- 0	2- 0				
2- 2	0- 0	0- 1	AWAY	0- 0	0- 1	2- 0				
0- 0	0- 0	0- 0	NEUTRAL	0- 0	0- 0	0- 0				

RPI 1-25				RPI 26-50				RPI 51-100				RPI 101+ Team's RPI: 122			
RPI	S	Opponent	Score	RPI	S	Opponent	Score	RPI	S	Opponent	Score	RPI	S	Opponent	Score
19	A	NC State	49 62	45	A	James Madison	48 61	53	N	IUPUI	53 59	104	N	Coastal Caro.	65 76
								57	A	North Carolina	46 76	147	A	Northeastern	65 68
								63	H	Wake Forest	57 69	153	A	Furman	87 76
								75	A	Marist	55 63	163	A	Towson	74 61
								82	H	Drexel	53 55	182	A	UNLV	50 44
												244	H	UNCW	77 53
												249	H	Col. of Charleston	90 48
												267	H	Appalachian St.	67 66
												305	A	Hofstra	69 56
												331	H	Western Caro.	68 24
LAST 10 Division I															
82	H	Drexel	53 55	45	A	James Madison	48 61	163	A	Towson	74 61	104	N	Coastal Caro.	65 76
305	A	Hofstra	69 56	19	A	NC State	49 62	153	A	Furman	87 76	249	H	Col. of Charleston	90 48
147	A	Northeastern	65 68					57	A	North Carolina	46 76	182	A	UNLV	50 44
244	H	UNCW	77 53					63	H	Wake Forest	57 69	267	H	Appalachian St.	67 66
249	H	Col. of Charleston	90 48					75	A	Marist	55 63	305	A	Hofstra	69 56

Non-Div I Games: Newberry 73 53

Elon

Evansville

Through Games Of Jan. 24, 2020

Average RPI Win:	297	WON-LOST	WINNING	LAST 10	STRENGTH OF	OPP. STRENGTH	TEAM	ADJ.	CONF.	ADJ CONF.
Average RPI Loss:	158	RECORD	PCT. RANK	GAMES	SCHEDULE	OF SCHEDULE	RPI	RPI	RPI	RPI
DIV. I ONLY	2- 15	334	1-9	192	254	326	326	7	7	
DIV. I NON-CONF.	2- 8	295	1-2	340	332	345	345	7	7	
TOTALS	RPI 1-25	RPI 26-50	W-L RECORDS	RPI 51-100	RPI 101-150	RPI 150+				
2- 15	0- 0	0- 1	OVERALL	0- 4	0- 2	2- 8				
2- 5	0- 0	0- 0	HOME	0- 1	0- 1	2- 3				
0- 10	0- 0	0- 1	AWAY	0- 3	0- 1	0- 5				
0- 0	0- 0	0- 0	NEUTRAL	0- 0	0- 0	0- 0				
2- 8	0- 0	0- 0	NON-CONFERENCE	0- 0	0- 1	2- 7				
2- 2	0- 0	0- 0	HOME	0- 0	0- 0	2- 2				
0- 6	0- 0	0- 0	AWAY	0- 0	0- 1	0- 5				
0- 0	0- 0	0- 0	NEUTRAL	0- 0	0- 0	0- 0				
0- 7	0- 0	0- 1	CONFERENCE	0- 4	0- 1	0- 1				
0- 3	0- 0	0- 0	HOME	0- 1	0- 1	0- 1				
0- 4	0- 0	0- 1	AWAY	0- 3	0- 0	0- 0				
0- 0	0- 0	0- 0	NEUTRAL	0- 0	0- 0	0- 0				

RPI S	Opponent	Score	RPI S	Opponent	Score	RPI S	Opponent	Score	RPI S	Opponent	Score	Team's RPI: 326
31	A Drake	44 108	52	A UNI	60 76	102	H Loyola Chicago	61 71	144	A Illinois	44 59	
			61	A Bradley	51 82	166	H Valparaiso	66 88	172	A Austin Peay	64 80	
			76	H Southern Ill.	57 70	177	A Southeast Mo. St.	60 83	194	A Miami (OH)	64 72	
			97	A Illinois St.	58 81	215	H Murray St.	59 61	230	H Eastern Ill.	44 90	
						247	H Marshall	66 62	325	A Purdue Fort Wayne	64 67	
						327	A SIUE	74 85	346	H Chicago St.	76 42	
LAST 10 Division I												
76	H Southern Ill.	57 70	97	A Illinois St.	58 81							
31	A Drake	44 108	61	A Bradley	51 82							
52	A UNI	60 76	194	A Miami (OH)	64 72							
166	H Valparaiso	66 88	346	H Chicago St.	76 42							
102	H Loyola Chicago	61 71	144	A Illinois	44 59							

Non-Div I Games: Brescia 77 61

Evansville

Loss, Non-Conf, S Site, H Home A Away N Neutral

Average RPI Win:	158	WON-LOST	WINNING	LAST 10	STRENGTH OF	OPP. STRENGTH	TEAM	ADJ.	CONF.	ADJ CONF.
Average RPI Loss:	22	RECORD	PCT. RANK	GAMES	SCHEDULE	OF SCHEDULE	RPI	RPI	RPI	RPI
DIV. I ONLY	16- 2	14	9-1	120	67	29	29	16	16	
DIV. I NON-CONF.	10- 2	30	3-1	106	14	28	28	16	16	
TOTALS	RPI 1-25	RPI 26-50	W-L RECORDS	RPI 51-100	RPI 101-150	RPI 150+				
16- 2	0- 2	2- 0	OVERALL	4- 0	2- 0	8- 0				
6- 1	0- 1	1- 0	HOME	1- 0	1- 0	3- 0				
6- 1	0- 1	1- 0	AWAY	1- 0	0- 0	4- 0				
4- 0	0- 0	0- 0	NEUTRAL	2- 0	1- 0	1- 0				
10- 2	0- 2	2- 0	NON-CONFERENCE	3- 0	1- 0	4- 0				
3- 1	0- 1	1- 0	HOME	1- 0	0- 0	1- 0				
3- 1	0- 1	1- 0	AWAY	0- 0	0- 0	2- 0				
4- 0	0- 0	0- 0	NEUTRAL	2- 0	1- 0	1- 0				
6- 0	0- 0	0- 0	CONFERENCE	1- 0	1- 0	4- 0				
3- 0	0- 0	0- 0	HOME	0- 0	1- 0	2- 0				
3- 0	0- 0	0- 0	AWAY	1- 0	0- 0	2- 0				
0- 0	0- 0	0- 0	NEUTRAL	0- 0	0- 0	0- 0				

RPI 1-25				RPI 26-50				Team's RPI: 29				RPI 51-100				RPI 101+			
RPI	S	Opponent	Score	RPI	S	Opponent	Score	RPI	S	Opponent	Score	RPI	S	Opponent	Score	RPI	S	Opponent	Score
21	A	Princeton	53 67	41	H	Duke	78 56	61	H	UCF	72 50	108	H	Liberty	64 57				
23	H	LSU	63 74	47	A	Temple	93 67	80	A	North Florida	72 50	119	N	Notre Dame	69 60				
								81	N	South Fla.	81 77	159	A	Houston	57 45				
								87	N	South Dakota St.	71 70	161	A	North Ala.	74 63				
												223	H	Kennesaw St.	80 63				
												229	N	Saint Francis (PA)	97 64				
												238	A	Stetson	89 47				
												251	H	Lipscomb	82 56				
												301	A	FIU	100 54				
												345	H	Central Conn. St.	94 60				
LAST 10 Division I																			
223	H	Kennesaw St.	80 63	251	H	Lipscomb	82 56												
161	A	North Ala.	74 63	41	H	Duke	78 56												
80	A	North Florida	72 50	47	A	Temple	93 67												
238	A	Stetson	89 47	23	H	LSU	63 74												
108	H	Liberty	64 57	345	H	Central Conn. St.	94 60												

Non-Div I Games: Webber Int'l 99 48 Fla. Memorial 91 47 Johnson & Wales (FL89 56

FGCU

Loss, Non-Conf, S Site, H Home A Away N Neutral

Average RPI Win:	299	WON-LOST	WINNING	LAST 10	STRENGTH OF	OPP. STRENGTH	TEAM	ADJ.	CONF.	ADJ CONF.
Average RPI Loss:	162	RECORD	PCT. RANK	GAMES	SCHEDULE	OF SCHEDULE	RPI	RPI	RPI	RPI
DIV. I ONLY	4- 14	304	2-8	200	262	301	301	13	13	
DIV. I NON-CONF.	3- 8	268	1-2	277	328	319	319	13	13	
TOTALS	RPI 1-25	RPI 26-50	W-L RECORDS	RPI 51-100	RPI 101-150	RPI 150+				
4- 14	0- 0	0- 2	OVERALL	0- 3	0- 1	4- 8				
2- 9	0- 0	0- 2	HOME	0- 2	0- 0	2- 5				
2- 5	0- 0	0- 0	AWAY	0- 1	0- 1	2- 3				
0- 0	0- 0	0- 0	NEUTRAL	0- 0	0- 0	0- 0				
3- 8	0- 0	0- 1	NON-CONFERENCE	0- 1	0- 0	3- 6				
1- 7	0- 0	0- 1	HOME	0- 1	0- 0	1- 5				
2- 1	0- 0	0- 0	AWAY	0- 0	0- 0	2- 1				
0- 0	0- 0	0- 0	NEUTRAL	0- 0	0- 0	0- 0				
1- 6	0- 0	0- 1	CONFERENCE	0- 2	0- 1	1- 2				
1- 2	0- 0	0- 1	HOME	0- 1	0- 0	1- 0				
0- 4	0- 0	0- 0	AWAY	0- 1	0- 1	0- 2				
0- 0	0- 0	0- 0	NEUTRAL	0- 0	0- 0	0- 0				

RPI	S	Opponent	Score	RPI	S	Opponent	Score	RPI	S	Opponent	Score	RPI	S	Opponent	Score	Team's RPI: 301
29	H	FGCU	54	100	59	A	Middle Tenn.	56	72	132	A	UAB	58	71		
37	H	Old Dominion	39	66	80	H	North Florida	49	64	172	H	Austin Peay	56	58		
					99	H	Rice	47	68	181	H	Bethune-Cookman	60	65		
										218	A	UTEP	34	64		
										221	H	Northern Ky.	45	67		
										224	H	Brown	57	72		
										228	H	North Texas	58	56		
										239	A	Jacksonville	52	77		
										268	H	Oakland	49	58		
										304	A	UTSA	45	60		
										312	A	N.C. Central	59	58		
										317	A	Georgia St.	70	63		
										338	H	Grambling	56	55		
LAST 10 Division I																
37	H	Old Dominion	39	66	304	A	UTSA	45	60							
59	A	Middle Tenn.	56	72	218	A	UTEP	34	64							
132	A	UAB	58	71	224	H	Brown	57	72							
99	H	Rice	47	68	172	H	Austin Peay	56	58							
228	H	North Texas	58	56	338	H	Grambling	56	55							

Non-Div I Games:

FIU

■ Loss,
 ■ Non-Conf,
 ■ S Site,
 ■ H Home
 ■ A Away
 N Neutral

Fairfield

Through Games Of Jan. 24, 2020

Average RPI Win:	291	WON-LOST	WINNING	LAST 10	STRENGTH OF	OPP. STRENGTH	TEAM	ADJ.	CONF.	ADJ CONF.
Average RPI Loss:	112	RECORD	PCT. RANK	GAMES	SCHEDULE	OF SCHEDULE	RPI	RPI	RPI	RPI
DIV. I ONLY	9- 6	114	8-2	341	179	235	235	25	25	
DIV. I NON-CONF.	3- 6	235	2-2	275	118	284	284	25	25	
TOTALS	RPI 1-25	RPI 26-50	W-L RECORDS	RPI 51-100	RPI 101-150	RPI 150+				
9- 6	0- 0	0- 2	OVERALL	0- 1	0- 1	9- 2				
6- 2	0- 0	0- 0	HOME	0- 0	0- 0	6- 2				
3- 4	0- 0	0- 2	AWAY	0- 1	0- 1	3- 0				
0- 0	0- 0	0- 0	NEUTRAL	0- 0	0- 0	0- 0				
3- 6	0- 0	0- 2	NON-CONFERENCE	0- 1	0- 1	3- 2				
2- 2	0- 0	0- 0	HOME	0- 0	0- 0	2- 2				
1- 4	0- 0	0- 2	AWAY	0- 1	0- 1	1- 0				
0- 0	0- 0	0- 0	NEUTRAL	0- 0	0- 0	0- 0				
6- 0	0- 0	0- 0	CONFERENCE	0- 0	0- 0	6- 0				
4- 0	0- 0	0- 0	HOME	0- 0	0- 0	4- 0				
2- 0	0- 0	0- 0	AWAY	0- 0	0- 0	2- 0				
0- 0	0- 0	0- 0	NEUTRAL	0- 0	0- 0	0- 0				

RPI S	Opponent	Score	RPI S	Opponent	Score	RPI S	Opponent	Score	RPI S	Opponent	Score	Team's RPI: 235
47	A Temple	59 77	49	A St. John's (NY)	69 71	55	A Seton Hall	44 74	140	A Rhode Island	41 74	
									155	H Dartmouth	51 52	
									206	A Iona	52 40	
									219	H Manhattan	87 47	
									224	H Brown	44 58	
									264	H Navy	66 52	
									294	H Monmouth	49 38	
									305	H Hofstra	73 64	
									308	A Siena	65 35	
									330	H Canisius	72 70	
									342	H Saint Peter's	67 48	
									348	A LIU Brooklyn	53 51	
LAST 10 Division I												
219	H Manhattan	87 47	308	A Siena	65 35							
206	A Iona	52 40	224	H Brown	44 58							
330	H Canisius	72 70	49	A St. John's (NY)	69 71							
342	H Saint Peter's	67 48	305	H Hofstra	73 64							
294	H Monmouth	49 38	264	H Navy	66 52							

Non-Div I Games:

Fairfield

■ Loss,
 ■ Non-Conf,
 ■ S Site,
 ■ H Home
 ■ A Away
 N Neutral

Average RPI Win: 305		WON-LOST	WINNING	LAST 10	STRENGTH OF	OPP. STRENGTH	TEAM	ADJ.	CONF.	ADJ CONF.
Average RPI Loss: 264		RECORD	PCT. RANK	GAMES	SCHEDULE	OF SCHEDULE	RPI	RPI	RPI	RPI
DIV. I ONLY		7- 10	219	7-3	351	343	339	339	29	29
DIV. I NON-CONF.		3- 8	268	3-1	344	339	339	339	30	30
TOTALS		RPI 1-25	RPI 26-50	W-L RECORDS	RPI 51-100	RPI 101-150	RPI 150+			
7- 10	0- 0		0- 0	OVERALL	0- 0	0- 0	7- 10			
4- 5	0- 0		0- 0	HOME	0- 0	0- 0	4- 5			
3- 5	0- 0		0- 0	AWAY	0- 0	0- 0	3- 5			
0- 0	0- 0		0- 0	NEUTRAL	0- 0	0- 0	0- 0			
3- 8	0- 0		0- 0	NON-CONFERENCE	0- 0	0- 0	3- 8			
1- 4	0- 0		0- 0	HOME	0- 0	0- 0	1- 4			
2- 4	0- 0		0- 0	AWAY	0- 0	0- 0	2- 4			
0- 0	0- 0		0- 0	NEUTRAL	0- 0	0- 0	0- 0			
4- 2	0- 0		0- 0	CONFERENCE	0- 0	0- 0	4- 2			
3- 1	0- 0		0- 0	HOME	0- 0	0- 0	3- 1			
1- 1	0- 0		0- 0	AWAY	0- 0	0- 0	1- 1			
0- 0	0- 0		0- 0	NEUTRAL	0- 0	0- 0	0- 0			

RPI 1-25				RPI 26-50				RPI 51-100				RPI 101+ Team's RPI: 339			
RPI	S	Opponent	Score	RPI	S	Opponent	Score	RPI	S	Opponent	Score	RPI	S	Opponent	Score
												192	H	Binghamton	48 60
												219	H	Manhattan	61 62
												225	A	Lafayette	29 61
												229	H	Saint Francis (PA)	56 47
												234	A	UMass Lowell	56 61
												240	A	Howard	56 64
												270	H	Sacred Heart	65 60
												281	H	Army West Point	68 70
												286	H	Loyola Maryland	46 75
												296	A	Pittsburgh	60 69
												306	A	St. Francis Brooklyn	62 57
												308	H	Siena	67 58
												321	H	Bryant	45 57
												335	A	NJIT	68 59
												342	A	Saint Peter's	77 71
												345	H	Central Conn. St.	66 47
												348	A	LIU Brooklyn	63 68
LAST 10 Division I															
				345	H	Central Conn. St.	66 47	306	A	St. Francis Brooklyn	62 57				
				270	H	Sacred Heart	65 60	234	A	UMass Lowell	56 61				
				348	A	LIU Brooklyn	63 68	342	A	Saint Peter's	77 71				
				229	H	Saint Francis (PA)	56 47	308	H	Siena	67 58				
				321	H	Bryant	45 57	335	A	NJIT	68 59				

Non-Div I Games:

Fairleigh Dickinson

■ Loss, ■ Non-Conf, S Site, H Home A Away N Neutral

Fla. Atlantic

Through Games Of Jan. 24, 2020

Average RPI Win:	227	WON-LOST	WINNING	LAST 10	STRENGTH OF	OPP. STRENGTH	TEAM	ADJ.	CONF.	ADJ CONF.
Average RPI Loss:	112	RECORD	PCT. RANK	GAMES	SCHEDULE	OF SCHEDULE	RPI	RPI	RPI	RPI
DIV. I ONLY	9- 9	175	4-6	160	142	176	176	13	13	
DIV. I NON-CONF.	6- 5	151	1-2	214	161	185	185	13	13	
TOTALS	RPI 1-25	RPI 26-50	W-L RECORDS	RPI 51-100	RPI 101-150	RPI 150+				
9- 9	0- 1	0- 0	OVERALL	1- 3	1- 3	7- 2				
6- 4	0- 0	0- 0	HOME	1- 2	0- 1	5- 1				
3- 5	0- 1	0- 0	AWAY	0- 1	1- 2	2- 1				
0- 0	0- 0	0- 0	NEUTRAL	0- 0	0- 0	0- 0				
6- 5	0- 1	0- 0	NON-CONFERENCE	0- 1	1- 2	5- 1				
4- 3	0- 0	0- 0	HOME	0- 1	0- 1	4- 1				
2- 2	0- 1	0- 0	AWAY	0- 0	1- 1	1- 0				
0- 0	0- 0	0- 0	NEUTRAL	0- 0	0- 0	0- 0				
3- 4	0- 0	0- 0	CONFERENCE	1- 2	0- 1	2- 1				
2- 1	0- 0	0- 0	HOME	1- 1	0- 0	1- 0				
1- 3	0- 0	0- 0	AWAY	0- 1	0- 1	1- 1				
0- 0	0- 0	0- 0	NEUTRAL	0- 0	0- 0	0- 0				

RPI 1-25				RPI 26-50				RPI 51-100				RPI 101+ Team's RPI: 176			
RPI	S	Opponent	Score	RPI	S	Opponent	Score	RPI	S	Opponent	Score	RPI	S	Opponent	Score
4	A	Iowa	53 85					59	A	Middle Tenn.	66 81	126	A	Richmond	55 57
								71	H	Charlotte	65 44	132	A	UAB	73 92
								74	H	Kansas	60 90	137	A	Western Mich.	80 79
								99	H	Rice	69 78	142	H	Harvard	51 65
												153	H	Furman	63 69
												171	A	Hampton	64 63
												189	H	Little Rock	79 72
												218	A	UTEP	65 96
												228	H	North Texas	84 78
												286	H	Loyola Maryland	72 61
												304	A	UTSA	80 53
												308	H	Siena	83 39
												345	H	Central Conn. St.	72 54
LAST 10 Division I															
				71	H	Charlotte	65 44	218	A	UTEP	65 96				
				132	A	UAB	73 92	304	A	UTSA	80 53				
				59	A	Middle Tenn.	66 81	142	H	Harvard	51 65				
				228	H	North Texas	84 78	153	H	Furman	63 69				
				99	H	Rice	69 78	345	H	Central Conn. St.	72 54				

Non-Div I Games:

Fla. Atlantic

Loss, Non-Conf, S Site, H Home A Away N Neutral

Average RPI Win:	235	WON-LOST	WINNING	LAST 10	STRENGTH OF	OPP. STRENGTH	TEAM	ADJ.	CONF.	ADJ CONF.
Average RPI Loss:	34	RECORD	PCT. RANK	GAMES	SCHEDULE	OF SCHEDULE	RPI	RPI	RPI	RPI
DIV. I ONLY	11- 8	130	5-5	167	65	138	138	4	4	
DIV. I NON-CONF.	9- 4	84	3-1	318	125	194	194	5	5	
TOTALS	RPI 1-25	RPI 26-50	W-L RECORDS	RPI 51-100	RPI 101-150	RPI 150+				
11- 8	0- 5	0- 0	OVERALL	2- 3	1- 0	8- 0				
7- 4	0- 3	0- 0	HOME	2- 1	0- 0	5- 0				
3- 3	0- 2	0- 0	AWAY	0- 1	1- 0	2- 0				
1- 1	0- 0	0- 0	NEUTRAL	0- 1	0- 0	1- 0				
9- 4	0- 2	0- 0	NON-CONFERENCE	1- 2	0- 0	8- 0				
6- 2	0- 2	0- 0	HOME	1- 0	0- 0	5- 0				
2- 1	0- 0	0- 0	AWAY	0- 1	0- 0	2- 0				
1- 1	0- 0	0- 0	NEUTRAL	0- 1	0- 0	1- 0				
2- 4	0- 3	0- 0	CONFERENCE	1- 1	1- 0	0- 0				
1- 2	0- 1	0- 0	HOME	1- 1	0- 0	0- 0				
1- 2	0- 2	0- 0	AWAY	0- 0	1- 0	0- 0				
0- 0	0- 0	0- 0	NEUTRAL	0- 0	0- 0	0- 0				

RPI	S	Opponent	Score
12	A	Mississippi St.	47 93
14	H	Indiana	49 73
16	A	Texas A&M	42 69
18	H	Florida St.	55 66
20	H	Kentucky	45 65

RPI	S	Opponent	Score

RPI	S	Opponent	Score
58	H	Tennessee	50 78
63	N	Wake Forest	68 73
66	H	Vanderbilt	68 60
74	A	Kansas	66 76
93	H	Davidson	55 50

RPI	S	Opponent	Score	Team's RPI: 138
145	A	Auburn	83 63	
167	H	Samford	84 48	
211	N	Xavier	67 64	
288	H	Longwood	71 54	
300	A	Prairie View	51 44	
302	H	Presbyterian	60 46	
329	H	Mercer	71 50	
338	A	Grambling	72 65	
350	H	Florida A&M	84 40	

LAST 10 Division I

16	A	Texas A&M	42 69	12	A	Mississippi St.	47 93
58	H	Tennessee	50 78	93	H	Davidson	55 50
20	H	Kentucky	45 65	63	N	Wake Forest	68 73
145	A	Auburn	83 63	211	N	Xavier	67 64
66	H	Vanderbilt	68 60	329	H	Mercer	71 50

Non-Div I Games:

Florida

■ Loss,
 ■ Non-Conf,
 ■ S Site,
 ■ H Home
 ■ A Away
 N Neutral

Average RPI Win:	346	WON-LOST	WINNING	LAST 10	STRENGTH OF	OPP. STRENGTH	TEAM	ADJ.	CONF.	ADJ CONF.
Average RPI Loss:	243	RECORD	PCT. RANK	GAMES	SCHEDULE	OF SCHEDULE	RPI	RPI	RPI	RPI
DIV. I ONLY	2- 13	329	2-8	345	351	350	350	30	30	
DIV. I NON-CONF.	0- 9	338	0-4	293	350	348	348	31	31	
TOTALS	RPI 1-25	RPI 26-50	W-L RECORDS	RPI 51-100	RPI 101-150	RPI 150+				
2- 13	0- 1	0- 0	OVERALL	0- 0	0- 2	2- 10				
1- 4	0- 0	0- 0	HOME	0- 0	0- 0	1- 4				
1- 9	0- 1	0- 0	AWAY	0- 0	0- 2	1- 6				
0- 0	0- 0	0- 0	NEUTRAL	0- 0	0- 0	0- 0				
0- 9	0- 1	0- 0	NON-CONFERENCE	0- 0	0- 1	0- 7				
0- 2	0- 0	0- 0	HOME	0- 0	0- 0	0- 2				
0- 7	0- 1	0- 0	AWAY	0- 0	0- 1	0- 5				
0- 0	0- 0	0- 0	NEUTRAL	0- 0	0- 0	0- 0				
2- 4	0- 0	0- 0	CONFERENCE	0- 0	0- 1	2- 3				
1- 2	0- 0	0- 0	HOME	0- 0	0- 0	1- 2				
1- 2	0- 0	0- 0	AWAY	0- 0	0- 1	1- 1				
0- 0	0- 0	0- 0	NEUTRAL	0- 0	0- 0	0- 0				

RPI	S	Opponent	Score	RPI	S	Opponent	Score	RPI	S	Opponent	Score	RPI	S	Opponent	Score	Team's RPI: 350
23	A	LSU	45 73									124	A	N.C. A&T	44 71	
												138	A	Florida	40 84	
												168	A	Texas Tech	60 98	
												239	H	Jacksonville	54 88	
												269	H	Morgan St.	47 59	
												274	H	Alabama A&M	53 77	
												298	A	Jacksonville St.	67 72	
												311	A	Alcorn	42 58	
												312	A	N.C. Central	57 66	
												312	H	N.C. Central	70 71	
												336	A	USC Upstate	61 74	
												343	H	Coppin St.	58 48	
												349	A	South Carolina St.	44 39	
												351	A	Mississippi Val.	70 71	
LAST 10 Division I																
312	H	N.C. Central	70 71	312	A	N.C. Central	57 66									
349	A	South Carolina St.	44 39	23	A	LSU	45 73									
343	H	Coppin St.	58 48	274	H	Alabama A&M	53 77									
269	H	Morgan St.	47 59	239	H	Jacksonville	54 88									
124	A	N.C. A&T	44 71	311	A	Alcorn	42 58									

Non-Div I Games: Johnson (FL) 102 40 Trinity Baptist 103 54

Florida A&M

Average RPI Win:	120	WON-LOST	WINNING	LAST 10	STRENGTH OF	OPP. STRENGTH	TEAM	ADJ.	CONF.	ADJ CONF.
Average RPI Loss:	59	RECORD	PCT. RANK	GAMES	SCHEDULE	OF SCHEDULE	RPI	RPI	RPI	RPI
DIV. I ONLY	16- 3	20	7-3	34	45	18	18	5	5	
DIV. I NON-CONF.	11- 0	1	3-0	100	56	10	10	3	3	
TOTALS	RPI 1-25	RPI 26-50	W-L RECORDS	RPI 51-100	RPI 101-150	RPI 150+				
16- 3	2- 1	2- 1	OVERALL	6- 0	1- 1	5- 0				
8- 1	0- 0	2- 1	HOME	3- 0	0- 0	3- 0				
6- 2	1- 1	0- 0	AWAY	2- 0	1- 1	2- 0				
2- 0	1- 0	0- 0	NEUTRAL	1- 0	0- 0	0- 0				
11- 0	2- 0	1- 0	NON-CONFERENCE	3- 0	1- 0	4- 0				
6- 0	0- 0	1- 0	HOME	2- 0	0- 0	3- 0				
3- 0	1- 0	0- 0	AWAY	0- 0	1- 0	1- 0				
2- 0	1- 0	0- 0	NEUTRAL	1- 0	0- 0	0- 0				
5- 3	0- 1	1- 1	CONFERENCE	3- 0	0- 1	1- 0				
2- 1	0- 0	1- 1	HOME	1- 0	0- 0	0- 0				
3- 2	0- 1	0- 0	AWAY	2- 0	0- 1	1- 0				
0- 0	0- 0	0- 0	NEUTRAL	0- 0	0- 0	0- 0				

RPI 1-25				RPI 26-50				RPI 51-100				RPI 101+			
RPI	S	Opponent	Score	RPI	S	Opponent	Score	RPI	S	Opponent	Score	RPI	S	Opponent	Score
16	N	Texas A&M	80 58	26	H	Virginia Tech	86 62	54	N	Michigan	79 69	112	A	Syracuse	89 90
19	A	NC State	51 68	46	H	Georgia Tech	52 67	56	A	Miami (FL)	73 62	138	A	Florida	66 55
23	A	LSU	70 62	49	H	St. John's (NY)	74 70	57	H	North Carolina	78 64	167	H	Samford	88 59
								63	A	Wake Forest	70 65	179	A	Clemson	81 64
								80	H	North Florida	70 41	239	H	Jacksonville	75 41
								91	H	Michigan St.	78 68	333	H	Charleston So.	88 36
												341	A	UIC	86 42
LAST 10 Division I															
63	A	Wake Forest	70 65	112	A	Syracuse	89 90								
19	A	NC State	51 68	26	H	Virginia Tech	86 62								
57	H	North Carolina	78 64	54	N	Michigan	79 69								
46	H	Georgia Tech	52 67	80	H	North Florida	70 41								
56	A	Miami (FL)	73 62	49	H	St. John's (NY)	74 70								

Non-Div I Games:

Florida St.

Average RPI Win:	176	WON-LOST	WINNING	LAST 10	STRENGTH OF	OPP. STRENGTH	TEAM	ADJ.	CONF.	ADJ CONF.
Average RPI Loss:	115	RECORD	PCT. RANK	GAMES	SCHEDULE	OF SCHEDULE	RPI	RPI	RPI	RPI
DIV. I ONLY	12- 6	72	9-1	198	89	118	118	12	12	
DIV. I NON-CONF.	8- 5	117	5-0	173	88	126	126	12	12	
TOTALS	RPI 1-25	RPI 26-50	W-L RECORDS	RPI 51-100	RPI 101-150	RPI 150+				
12- 6	0- 0	0- 1	OVERALL	1- 2	3- 1	8- 2				
8- 2	0- 0	0- 0	HOME	0- 1	2- 1	6- 0				
3- 3	0- 0	0- 0	AWAY	1- 1	0- 0	2- 2				
1- 1	0- 0	0- 1	NEUTRAL	0- 0	1- 0	0- 0				
8- 5	0- 0	0- 1	NON-CONFERENCE	1- 1	2- 1	5- 2				
5- 2	0- 0	0- 0	HOME	0- 1	1- 1	4- 0				
2- 2	0- 0	0- 0	AWAY	1- 0	0- 0	1- 2				
1- 1	0- 0	0- 1	NEUTRAL	0- 0	1- 0	0- 0				
4- 1	0- 0	0- 0	CONFERENCE	0- 1	1- 0	3- 0				
3- 0	0- 0	0- 0	HOME	0- 0	1- 0	2- 0				
1- 1	0- 0	0- 0	AWAY	0- 1	0- 0	1- 0				
0- 0	0- 0	0- 0	NEUTRAL	0- 0	0- 0	0- 0				

RPI 1-25				RPI 26-50				RPI 51-100				RPI 101+ Team's RPI: 118			
RPI	S	Opponent	Score	RPI	S	Opponent	Score	RPI	S	Opponent	Score	RPI	S	Opponent	Score
				48	N	Arkansas	59 71	71	A	Charlotte	76 51	109	H	Saint Louis	66 54
								84	H	Villanova	66 73	113	N	Lehigh	59 57
								93	A	Davidson	62 74	119	H	Notre Dame	55 60
												147	H	Northeastern	74 58
												152	H	George Washington	53 47
												156	A	Columbia	51 70
												159	H	Houston	63 54
												167	H	Samford	68 37
												188	A	Penn St.	59 72
												204	A	George Mason	66 54
												219	A	Manhattan	51 45
												236	H	Georgetown	67 54
												246	H	Southern U.	65 52
												292	H	St. Bonaventure	79 53
LAST 10 Division I															
				109	H	Saint Louis	66 54	159	H	Houston	63 54				
				204	A	George Mason	66 54	167	H	Samford	68 37				
				152	H	George Washington	53 47	246	H	Southern U.	65 52				
				93	A	Davidson	62 74	236	H	Georgetown	67 54				
				292	H	St. Bonaventure	79 53	219	A	Manhattan	51 45				

Non-Div I Games:

Fordham





































Average RPI Win:	227	WON-LOST	WINNING	LAST 10	STRENGTH OF	OPP. STRENGTH	TEAM	ADJ.	CONF.	ADJ CONF.
Average RPI Loss:	106	RECORD	PCT. RANK	GAMES	SCHEDULE	OF SCHEDULE	RPI	RPI	RPI	RPI
DIV. I ONLY	13- 4	41	9-1	224	172	90	90	17	17	
DIV. I NON-CONF.	5- 4	140	1-1	242	144	158	158	24	24	
TOTALS	RPI 1-25	RPI 26-50	W-L RECORDS	RPI 51-100	RPI 101-150	RPI 150+				
13- 4	0- 0	0- 1	OVERALL	0- 1	1- 1	12- 1				
7- 1	0- 0	0- 0	HOME	0- 1	0- 0	7- 0				
5- 2	0- 0	0- 0	AWAY	0- 0	1- 1	4- 1				
1- 1	0- 0	0- 1	NEUTRAL	0- 0	0- 0	1- 0				
5- 4	0- 0	0- 1	NON-CONFERENCE	0- 1	0- 1	5- 1				
2- 1	0- 0	0- 0	HOME	0- 1	0- 0	2- 0				
2- 2	0- 0	0- 0	AWAY	0- 0	0- 1	2- 1				
1- 1	0- 0	0- 1	NEUTRAL	0- 0	0- 0	1- 0				
8- 0	0- 0	0- 0	CONFERENCE	0- 0	1- 0	7- 0				
5- 0	0- 0	0- 0	HOME	0- 0	0- 0	5- 0				
3- 0	0- 0	0- 0	AWAY	0- 0	1- 0	2- 0				
0- 0	0- 0	0- 0	NEUTRAL	0- 0	0- 0	0- 0				

RPI 1-25			RPI 26-50			RPI 51-100			Team's RPI: 90	RPI 101+		
RPI	S	Opponent	Score	RPI	S	Opponent	Score	RPI	S	Opponent	Score	
				50	N	Yale	67 87	72	H	BYU	65 71	130 A Portland 64 75
												133 A San Jose St. 85 76
												173 A Santa Clara 66 90
												182 A UNLV 72 66
												184 H New Mexico 84 81
												186 A Montana 76 63
												202 H Northern Ariz. 83 66
												203 H UC Davis 73 65
												217 H Wyoming 89 59
												236 N Georgetown 82 69
												256 H Colorado St. 55 53
												271 H Utah St. 76 64
												275 A San Diego St. 65 60
												275 H San Diego St. 79 54
												332 A Cal Poly 79 52
LAST 10 Division I												
				256	H	Colorado St.	55 53	275	H	San Diego St.	79 54	
				217	H	Wyoming	89 59	173	A	Santa Clara	66 90	
				275	A	San Diego St.	65 60	271	H	Utah St.	76 64	
				184	H	New Mexico	84 81	182	A	UNLV	72 66	
				133	A	San Jose St.	85 76	236	N	Georgetown	82 69	

Non-Div I Games: La Verne 111 56 UC Merced 92 26

Fresno St.

Average RPI Win: 221	WON-LOST	WINNING	LAST 10	STRENGTH OF	OPP. STRENGTH	TEAM	ADJ.	CONF.	ADJ CONF.
Average RPI Loss: 115	RECORD	PCT. RANK	GAMES	SCHEDULE	OF SCHEDULE	RPI	RPI	RPI	RPI
DIV. I ONLY	10- 7	121	6-4	269	91	153	153	24	24
DIV. I NON-CONF.	7- 5	131	3-2	204	61	112	112	20	20
TOTALS	RPI 1-25	RPI 26-50	W-L RECORDS	RPI 51-100	RPI 101-150	RPI 150+			
10- 7	0- 0	0- 0	OVERALL	0- 3	1- 2	9- 2			
5- 2	0- 0	0- 0	HOME	0- 0	0- 2	5- 0			
4- 5	0- 0	0- 0	AWAY	0- 3	1- 0	3- 2			
1- 0	0- 0	0- 0	NEUTRAL	0- 0	0- 0	1- 0			
7- 5	0- 0	0- 0	NON-CONFERENCE	0- 3	1- 1	6- 1			
3- 1	0- 0	0- 0	HOME	0- 0	0- 1	3- 0			
3- 4	0- 0	0- 0	AWAY	0- 3	1- 0	2- 1			
1- 0	0- 0	0- 0	NEUTRAL	0- 0	0- 0	1- 0			
3- 2	0- 0	0- 0	CONFERENCE	0- 0	0- 1	3- 1			
2- 1	0- 0	0- 0	HOME	0- 0	0- 1	2- 0			
1- 1	0- 0	0- 0	AWAY	0- 0	0- 0	1- 1			
0- 0	0- 0	0- 0	NEUTRAL	0- 0	0- 0	0- 0			

RPI 1-25			RPI 26-50			RPI 51-100			RPI 101+			Team's RPI: 153
RPI	S	Opponent	Score	RPI	S	Opponent	Score	RPI	S	Opponent	Score	
						59  Middle Tenn.	62 	103  UNC Greensboro	53 			
						66  Vanderbilt	46 	122  Elon	76 			
						67  Georgia	48 	126  Richmond	70 69			
								167  Samford	77 69			
								171  Hampton	70 65			
								175 N Saint Joseph's	63 48			
								176  Fla. Atlantic	69 63			
								179  Clemson	71 			
								209  Chattanooga	52 			
								220  Gardner-Webb	72 67			
								233  ETSU	81 62			
								297  Ga. Southern	78 63			
								317  Georgia St.	62 55			
								329  Mercer	62 49			
LAST 10 Division I												
103  UNC Greensboro	53 	122  Elon	76 									
209  Chattanooga	52 	175 N Saint Joseph's	63 48									
233  ETSU	81 62	176  Fla. Atlantic	69 63									
167  Samford	77 69	67  Georgia	48 									
329  Mercer	62 49	126  Richmond	70 69									

Non-Div I Games: North Greenville 88 51 Newberry 62 43

Furman

Ga. Southern

Through Games Of Jan. 24, 2020

Average RPI Win:	267	WON-LOST	WINNING	LAST 10	STRENGTH OF	OPP. STRENGTH	TEAM	ADJ.	CONF.	ADJ CONF.
Average RPI Loss:	197	RECORD	PCT. RANK	GAMES	SCHEDULE	OF SCHEDULE	RPI	RPI	RPI	RPI
DIV. I ONLY	5- 12	274	3-7	267	337	297	297	22	22	
DIV. I NON-CONF.	3- 8	268	1-3	266	340	295	295	21	21	
TOTALS	RPI 1-25	RPI 26-50	W-L RECORDS	RPI 51-100	RPI 101-150	RPI 150+				
5- 12	0- 0	0- 0	OVERALL	0- 1	1- 2	4- 9				
2- 4	0- 0	0- 0	HOME	0- 1	1- 0	1- 3				
2- 7	0- 0	0- 0	AWAY	0- 0	0- 1	2- 6				
1- 1	0- 0	0- 0	NEUTRAL	0- 0	0- 1	1- 0				
3- 8	0- 0	0- 0	NON-CONFERENCE	0- 0	0- 2	3- 6				
0- 2	0- 0	0- 0	HOME	0- 0	0- 0	0- 2				
2- 5	0- 0	0- 0	AWAY	0- 0	0- 1	2- 4				
1- 1	0- 0	0- 0	NEUTRAL	0- 0	0- 1	1- 0				
2- 4	0- 0	0- 0	CONFERENCE	0- 1	1- 0	1- 3				
2- 2	0- 0	0- 0	HOME	0- 1	1- 0	1- 1				
0- 2	0- 0	0- 0	AWAY	0- 0	0- 0	0- 2				
0- 0	0- 0	0- 0	NEUTRAL	0- 0	0- 0	0- 0				

RPI S	Opponent	Score	RPI S	Opponent	Score	RPI S	Opponent	Score	RPI S	Opponent	Score	Team's RPI: 297
						68	H Troy	69 79				
									110	N Kent St.	48 62	
									128	A Tulane	40 56	
									129	H Louisiana	83 67	
									153	A Furman	63 78	
									181	A Bethune-Cookman	57 75	
									189	A Little Rock	46 58	
									207	H North Dakota	56 69	
									223	H Kennesaw St.	69 95	
									241	A Arkansas St.	62 69	
									252	A Winthrop	91 47	
									253	H South Alabama	65 71	
									280	A Ole Miss	66 69	
									299	A Wofford	70 57	
									306	N St. Francis Brooklyn	78 47	
									329	A Mercer	52 62	
									347	H La.-Monroe	64 47	
LAST 10 Division I												
			253	H South Alabama	65 71		347	H La.-Monroe	64 47			
			68	H Troy	69 79		128	A Tulane	40 56			
			241	A Arkansas St.	62 69		306	N St. Francis Brooklyn	78 47			
			189	A Little Rock	46 58		110	N Kent St.	48 62			
			129	H Louisiana	83 67		280	A Ole Miss	66 69			

Non-Div I Games:

Ga. Southern

■ Loss,
 ■ Non-Conf,
 ■ S Site,
 ■ H Home
 ■ A Away
 N Neutral

Gardner-Webb

Through Games Of Jan. 24, 2020

Average RPI Win:	295	WON-LOST	WINNING	LAST 10	STRENGTH OF	OPP. STRENGTH	TEAM	ADJ.	CONF.	ADJ CONF.
Average RPI Loss:	152	RECORD	PCT. RANK	GAMES	SCHEDULE	OF SCHEDULE	RPI	RPI	RPI	RPI
DIV. I ONLY	9- 8	163	5-5	312	281	220	220	26	26	
DIV. I NON-CONF.	5- 4	140	1-1	301	186	202	202	27	27	
TOTALS	RPI 1-25	RPI 26-50	W-L RECORDS	RPI 51-100	RPI 101-150	RPI 150+				
9- 8	0- 0	0- 1	OVERALL	0- 2	0- 1	9- 4				
5- 2	0- 0	0- 0	HOME	0- 0	0- 0	5- 2				
4- 6	0- 0	0- 1	AWAY	0- 2	0- 1	4- 2				
0- 0	0- 0	0- 0	NEUTRAL	0- 0	0- 0	0- 0				
5- 4	0- 0	0- 1	NON-CONFERENCE	0- 2	0- 0	5- 1				
3- 1	0- 0	0- 0	HOME	0- 0	0- 0	3- 1				
2- 3	0- 0	0- 1	AWAY	0- 2	0- 0	2- 0				
0- 0	0- 0	0- 0	NEUTRAL	0- 0	0- 0	0- 0				
4- 4	0- 0	0- 0	CONFERENCE	0- 0	0- 1	4- 3				
2- 1	0- 0	0- 0	HOME	0- 0	0- 0	2- 1				
2- 3	0- 0	0- 0	AWAY	0- 0	0- 1	2- 2				
0- 0	0- 0	0- 0	NEUTRAL	0- 0	0- 0	0- 0				

RPI 1-25				RPI 26-50				RPI 51-100				RPI 101+				Team's RPI: 220	
RPI	S	Opponent	Score	RPI	S	Opponent	Score	RPI	S	Opponent	Score	RPI	S	Opponent	Score		
				26	A	Virginia Tech	65 87	67	A	Georgia	56 84	136	A	Campbell	44 48		
								71	A	Charlotte	49 74	153	H	Furman	67 72		
												171	A	Hampton	58 63		
												248	A	UNC Asheville	65 59		
												252	H	Winthrop	71 59		
												257	H	Delaware	67 65		
												267	A	Appalachian St.	67 56		
												288	A	Longwood	70 80		
												299	H	Wofford	67 53		
												302	H	Presbyterian	53 56		
												329	A	Mercer	65 62		
												331	H	Western Caro.	88 62		
												333	A	Charleston So.	79 52		
												336	H	USC Upstate	63 53		
LAST 10 Division I																	
				248	A	UNC Asheville	65 59	171	A	Hampton	58 63						
				336	H	USC Upstate	63 53	333	A	Charleston So.	79 52						
				302	H	Presbyterian	53 56	288	A	Longwood	70 80						
				136	A	Campbell	44 48	67	A	Georgia	56 84						
				252	H	Winthrop	71 59	329	A	Mercer	65 62						

Non-Div I Games:

Gardner-Webb

■ Loss,
 ■ Non-Conf,
 ■ S Site,
 ■ H Home
 ■ A Away
 N Neutral

George Mason

Through Games Of Jan. 24, 2020

Average RPI Win:	225	WON-LOST	WINNING	LAST 10	STRENGTH OF	OPP. STRENGTH	TEAM	ADJ.	CONF.	ADJ CONF.
Average RPI Loss:	139	RECORD	PCT. RANK	GAMES	SCHEDULE	OF SCHEDULE	RPI	RPI	RPI	RPI
DIV. I ONLY	7- 12	247	3-7	125	198	204	204	12	12	
DIV. I NON-CONF.	6- 7	182	2-2	147	250	173	173	12	12	
TOTALS	RPI 1-25	RPI 26-50	W-L RECORDS	RPI 51-100	RPI 101-150	RPI 150+				
7- 12	0- 0	0- 1	OVERALL	0- 4	0- 3	7- 4				
3- 6	0- 0	0- 1	HOME	0- 2	0- 1	3- 2				
4- 5	0- 0	0- 0	AWAY	0- 1	0- 2	4- 2				
0- 1	0- 0	0- 0	NEUTRAL	0- 1	0- 0	0- 0				
6- 7	0- 0	0- 1	NON-CONFERENCE	0- 2	0- 1	6- 3				
2- 4	0- 0	0- 1	HOME	0- 1	0- 0	2- 2				
4- 2	0- 0	0- 0	AWAY	0- 0	0- 1	4- 1				
0- 1	0- 0	0- 0	NEUTRAL	0- 1	0- 0	0- 0				
1- 5	0- 0	0- 0	CONFERENCE	0- 2	0- 2	1- 1				
1- 2	0- 0	0- 0	HOME	0- 1	0- 1	1- 0				
0- 3	0- 0	0- 0	AWAY	0- 1	0- 1	0- 1				
0- 0	0- 0	0- 0	NEUTRAL	0- 0	0- 0	0- 0				

RPI S	Opponent	Score	RPI S	Opponent	Score	RPI S	Opponent	Score	RPI S	Opponent	Score	Team's RPI: 204
			26 H	Virginia Tech	58 77	51 H	Bucknell	51 64	104 A	Coastal Caro.	59 74	
						61 N	Bradley	59 61	107 A	Duquesne	63 84	
						88 A	Dayton	55 59	118 H	Fordham	54 66	
						93 H	Davidson	69 76	152 H	George Washington	70 60	
									188 A	Penn St.	78 68	
									196 H	American	73 55	
									214 A	SMU	59 58	
									231 H	UMKC	58 64	
									240 H	Howard	75 86	
									249 A	Col. of Charleston	72 61	
									257 A	Delaware	44 63	
									264 A	Navy	67 58	
									292 A	St. Bonaventure	47 62	
									313 H	Detroit Mercy	75 62	
LAST 10 Division I												
			107 A	Duquesne	63 84	152 H	George Washington	70 60				
			118 H	Fordham	54 66	214 A	SMU	59 58				
			93 H	Davidson	69 76	257 A	Delaware	44 63				
			292 A	St. Bonaventure	47 62	240 H	Howard	75 86				
			88 A	Dayton	55 59	264 A	Navy	67 58				

Non-Div I Games:

George Mason

■ Loss,
 ■ Non-Conf,
 ■ S Site,
 ■ H Home
 ■ A Away
 N Neutral

George Washington

Through Games Of Jan. 24, 2020

Average RPI Win: 198	WON-LOST	WINNING	LAST 10	STRENGTH OF	OPP. STRENGTH	TEAM	ADJ.	CONF.	ADJ CONF.
Average RPI Loss: 102	RECORD	PCT. RANK	GAMES	SCHEDULE	OF SCHEDULE	RPI	RPI	RPI	RPI
DIV. I ONLY	7- 11	235	2-8	69	129	152	152	12	12
DIV. I NON-CONF.	6- 7	182	1-4	95	128	133	133	12	12
TOTALS	RPI 1-25	RPI 26-50	W-L RECORDS	RPI 51-100	RPI 101-150	RPI 150+			
7- 11	0- 2	0- 1	OVERALL	1- 3	1- 2	5- 3			
3- 5	0- 1	0- 1	HOME	0- 2	1- 0	2- 1			
4- 6	0- 1	0- 0	AWAY	1- 1	0- 2	3- 2			
0- 0	0- 0	0- 0	NEUTRAL	0- 0	0- 0	0- 0			
6- 7	0- 2	0- 1	NON-CONFERENCE	1- 1	0- 1	5- 2			
2- 4	0- 1	0- 1	HOME	0- 1	0- 0	2- 1			
4- 3	0- 1	0- 0	AWAY	1- 0	0- 1	3- 1			
0- 0	0- 0	0- 0	NEUTRAL	0- 0	0- 0	0- 0			
1- 4	0- 0	0- 0	CONFERENCE	0- 2	1- 1	0- 1			
1- 1	0- 0	0- 0	HOME	0- 1	1- 0	0- 0			
0- 3	0- 0	0- 0	AWAY	0- 1	0- 1	0- 1			
0- 0	0- 0	0- 0	NEUTRAL	0- 0	0- 0	0- 0			

RPI 1-25				RPI 26-50				RPI 51-100				RPI 101+ Team's RPI: 152			
RPI	S	Opponent	Score	RPI	S	Opponent	Score	RPI	S	Opponent	Score	RPI	S	Opponent	Score
17	A	Maryland	54 88	45	H	James Madison	50 69	70	H	Minnesota	50 83	107	H	Duquesne	65 60
21	H	Princeton	50 75					84	A	Villanova	68 56	113	A	Lehigh	53 59
								88	H	Dayton	50 66	118	A	Fordham	47 53
								93	A	Davidson	55 62	157	H	William & Mary	51 63
												164	A	Memphis	64 63
												196	A	American	53 66
												198	A	Quinnipiac	78 67
												204	A	George Mason	60 70
												236	H	Georgetown	52 49
												257	A	Delaware	63 49
												343	H	Coppin St.	54 35
LAST 10 Division I															
88	H	Dayton	50 66	157	H	William & Mary	51 63								
93	A	Davidson	55 62	196	A	American	53 66								
118	A	Fordham	47 53	45	H	James Madison	50 69								
107	H	Duquesne	65 60	70	H	Minnesota	50 83								
204	A	George Mason	60 70	198	A	Quinnipiac	78 67								

Non-Div I Games:

George Washington

■ Loss,
 ■ Non-Conf,
 ■ S Site,
 ■ H Home
 ■ A Away
 N Neutral

Average RPI Win:	251	WON-LOST	WINNING	LAST 10	STRENGTH OF	OPP. STRENGTH	TEAM	ADJ.	CONF.	ADJ CONF.
Average RPI Loss:	96	RECORD	PCT. RANK	GAMES	SCHEDULE	OF SCHEDULE	RPI	RPI	RPI	RPI
DIV. I ONLY	4- 15	311	2-8	108	92	236	236	6	6	
DIV. I NON-CONF.	3- 8	268	1-1	133	233	213	213	6	6	
TOTALS	RPI 1-25	RPI 26-50	W-L RECORDS	RPI 51-100	RPI 101-150	RPI 150+				
4- 15	0- 0	0- 4	OVERALL	0- 6	1- 2	3- 3				
1- 6	0- 0	0- 2	HOME	0- 2	1- 1	0- 1				
3- 8	0- 0	0- 2	AWAY	0- 3	0- 1	3- 2				
0- 1	0- 0	0- 0	NEUTRAL	0- 1	0- 0	0- 0				
3- 8	0- 0	0- 1	NON-CONFERENCE	0- 3	0- 2	3- 2				
0- 3	0- 0	0- 1	HOME	0- 1	0- 1	0- 0				
3- 4	0- 0	0- 0	AWAY	0- 1	0- 1	3- 2				
0- 1	0- 0	0- 0	NEUTRAL	0- 1	0- 0	0- 0				
1- 7	0- 0	0- 3	CONFERENCE	0- 3	1- 0	0- 1				
1- 3	0- 0	0- 1	HOME	0- 1	1- 0	0- 1				
0- 4	0- 0	0- 2	AWAY	0- 2	0- 0	0- 0				
0- 0	0- 0	0- 0	NEUTRAL	0- 0	0- 0	0- 0				

RPI 1-25				RPI 26-50				RPI 51-100				RPI 101+ Team's RPI: 236			
RPI	S	Opponent	Score	RPI	S	Opponent	Score	RPI	S	Opponent	Score	RPI	S	Opponent	Score
				30	H	Creighton	56 65	55	A	Seton Hall	60 79	118	A	Fordham	54 67
				40	A	Marquette	51 73	84	A	Villanova	53 74	126	H	Richmond	49 51
				45	H	James Madison	59 66	90	N	Fresno St.	69 82	127	H	Providence	62 53
				49	A	St. John's (NY)	54 71	93	A	Davidson	52 66	152	A	George Washington	49 52
								96	H	Rider	64 65	156	A	Columbia	49 54
								100	H	Butler	46 47	211	H	Xavier	64 85
												259	A	LMU (CA)	64 53
												296	A	Pittsburgh	66 56
												322	A	UMES	57 39
LAST 10 Division I															
				40	A	Marquette	51 73	49	A	St. John's (NY)	54 71				
				84	A	Villanova	53 74	127	H	Providence	62 53				
				100	H	Butler	46 47	30	H	Creighton	56 65				
				211	H	Xavier	64 85	322	A	UMES	57 39				
				55	A	Seton Hall	60 79	96	H	Rider	64 65				

Non-Div I Games:

Georgetown

■ Loss,
 ■ Non-Conf,
 ■ S Site,
 ■ H Home
 ■ A Away
 N Neutral

Georgia

Through Games Of Jan. 24, 2020

Average RPI Win: 189	WON-LOST	WINNING	LAST 10	STRENGTH OF	OPP. STRENGTH	TEAM	ADJ.	CONF.	ADJ CONF.
Average RPI Loss: 41	RECORD	PCT. RANK	GAMES	SCHEDULE	OF SCHEDULE	RPI	RPI	RPI	RPI
DIV. I ONLY	12- 7	100	6-4	24	115	67	67	4	4
DIV. I NON-CONF.	9- 4	84	3-1	51	211	80	80	5	5
TOTALS	RPI 1-25	RPI 26-50	W-L RECORDS	RPI 51-100	RPI 101-150	RPI 150+			
12- 7	0- 3	2- 1	OVERALL	1- 3	2- 0	7- 0			
8- 5	0- 2	0- 1	HOME	0- 2	2- 0	6- 0			
2- 2	0- 1	1- 0	AWAY	0- 1	0- 0	1- 0			
2- 0	0- 0	1- 0	NEUTRAL	1- 0	0- 0	0- 0			
9- 4	0- 2	1- 1	NON-CONFERENCE	1- 1	1- 0	6- 0			
7- 3	0- 1	0- 1	HOME	0- 1	1- 0	6- 0			
0- 1	0- 1	0- 0	AWAY	0- 0	0- 0	0- 0			
2- 0	0- 0	1- 0	NEUTRAL	1- 0	0- 0	0- 0			
3- 3	0- 1	1- 0	CONFERENCE	0- 2	1- 0	1- 0			
1- 2	0- 1	0- 0	HOME	0- 1	1- 0	0- 0			
2- 1	0- 0	1- 0	AWAY	0- 1	0- 0	1- 0			
0- 0	0- 0	0- 0	NEUTRAL	0- 0	0- 0	0- 0			

RPI 1-25				RPI 26-50				RPI 51-100				Team's RPI: 67				RPI 101+			
RPI	S	Opponent	Score	RPI	S	Opponent	Score	RPI	S	Opponent	Score	RPI	S	Opponent	Score	RPI	S	Opponent	Score
8	H	UCLA	50 59	26	N	Virginia Tech	77 72	58	A	Tennessee	56 73	124	H	N.C. A&T	72 54				
11	A	Baylor	38 72	46	H	Georgia Tech	40 73	66	H	Vanderbilt	55 63	145	H	Auburn	61 50				
12	H	Mississippi St.	66 73	48	A	Arkansas	64 55	84	H	Villanova	58 63	153	H	Furman	77 48				
								100	N	Butler	69 36	220	H	Gardner-Webb	84 56				
												223	H	Kennesaw St.	80 65				
												280	A	Ole Miss	58 51				
												282	H	East Carolina	67 50				
												329	H	Mercer	76 60				
												336	H	USC Upstate	67 53				
LAST 10 Division I																			
				48	A	Arkansas	64 55	280	A	Ole Miss	58 51								
				145	H	Auburn	61 50	282	H	East Carolina	67 50								
				58	A	Tennessee	56 73	220	H	Gardner-Webb	84 56								
				66	H	Vanderbilt	55 63	8	H	UCLA	50 59								
				12	H	Mississippi St.	66 73	153	H	Furman	77 48								

Non-Div I Games:

Georgia

■ Loss,
■ Non-Conf,
■ S Site,
■ H Home
■ A Away
N Neutral

Average RPI Win:	333	WON-LOST	WINNING	LAST 10	STRENGTH OF	OPP. STRENGTH	TEAM	ADJ.	CONF.	ADJ CONF.
Average RPI Loss:	165	RECORD	PCT. RANK	GAMES	SCHEDULE	OF SCHEDULE	RPI	RPI	RPI	RPI
DIV. I ONLY	4- 13	299	3-7	237	315	317	317	22	22	
DIV. I NON-CONF.	3- 8	268	2-2	217	323	308	308	21	21	
TOTALS	RPI 1-25	RPI 26-50	W-L RECORDS	RPI 51-100	RPI 101-150	RPI 150+				
4- 13	0- 1	0- 1	OVERALL	0- 1	0- 2	4- 8				
3- 7	0- 1	0- 0	HOME	0- 1	0- 1	3- 4				
0- 6	0- 0	0- 1	AWAY	0- 0	0- 1	0- 4				
1- 0	0- 0	0- 0	NEUTRAL	0- 0	0- 0	1- 0				
3- 8	0- 1	0- 1	NON-CONFERENCE	0- 0	0- 1	3- 5				
2- 4	0- 1	0- 0	HOME	0- 0	0- 0	2- 3				
0- 4	0- 0	0- 1	AWAY	0- 0	0- 1	0- 2				
1- 0	0- 0	0- 0	NEUTRAL	0- 0	0- 0	1- 0				
1- 5	0- 0	0- 0	CONFERENCE	0- 1	0- 1	1- 3				
1- 3	0- 0	0- 0	HOME	0- 1	0- 1	1- 1				
0- 2	0- 0	0- 0	AWAY	0- 0	0- 0	0- 2				
0- 0	0- 0	0- 0	NEUTRAL	0- 0	0- 0	0- 0				

RPI 1-25				RPI 26-50				RPI 51-100				RPI 101+ Team's RPI: 317			
RPI	S	Opponent	Score	RPI	S	Opponent	Score	RPI	S	Opponent	Score	RPI	S	Opponent	Score
17	H	Maryland	41 114	46	A	Georgia Tech	28 69	68	H	Troy	57 71	103	A	UNC Greensboro	49 64
												129	H	Louisiana	65 75
												153	A	Furman	55 62
												158	H	Toledo	48 74
												189	A	Little Rock	46 66
												218	A	UTEP	68 71
												241	A	Arkansas St.	68 70
												253	H	South Alabama	64 81
												274	H	Alabama A&M	52 67
												301	H	FIU	63 70
												310	N	New Mexico St.	59 51
												327	H	SIUE	74 73
												347	H	La.-Monroe	68 52
												349	H	South Carolina St.	77 52
LAST 10 Division I															
68	H	Troy	57 71	129	H	Louisiana	65 75								
253	H	South Alabama	64 81	327	H	SIUE	74 73								
189	A	Little Rock	46 66	349	H	South Carolina St.	77 52								
241	A	Arkansas St.	68 70	17	H	Maryland	41 114								
347	H	La.-Monroe	68 52	103	A	UNC Greensboro	49 64								

Non-Div I Games:

Georgia St.

■ Loss,
 ■ Non-Conf, S Site,
 ■ Home
 ■ Away
 N Neutral

Average RPI Win:	143	WON-LOST	WINNING	LAST 10	STRENGTH OF	OPP. STRENGTH	TEAM	ADJ.	CONF.	ADJ CONF.
Average RPI Loss:	52	RECORD	PCT. RANK	GAMES	SCHEDULE	OF SCHEDULE	RPI	RPI	RPI	RPI
DIV. I ONLY	14- 5	52	6-4	77	14	46	46	5	5	
DIV. I NON-CONF.	9- 2	38	1-1	107	64	42	42	3	3	
TOTALS	RPI 1-25	RPI 26-50	W-L RECORDS	RPI 51-100	RPI 101-150	RPI 150+				
14- 5	1- 1	1- 1	OVERALL	4- 3	2- 0	6- 0				
8- 2	0- 0	1- 0	HOME	1- 2	1- 0	5- 0				
4- 1	1- 0	0- 0	AWAY	1- 1	1- 0	1- 0				
2- 2	0- 1	0- 1	NEUTRAL	2- 0	0- 0	0- 0				
9- 2	0- 1	0- 1	NON-CONFERENCE	3- 0	1- 0	5- 0				
5- 0	0- 0	0- 0	HOME	0- 0	1- 0	4- 0				
2- 0	0- 0	0- 0	AWAY	1- 0	0- 0	1- 0				
2- 2	0- 1	0- 1	NEUTRAL	2- 0	0- 0	0- 0				
5- 3	1- 0	1- 0	CONFERENCE	1- 3	1- 0	1- 0				
3- 2	0- 0	1- 0	HOME	1- 2	0- 0	1- 0				
2- 1	1- 0	0- 0	AWAY	0- 1	1- 0	0- 0				
0- 0	0- 0	0- 0	NEUTRAL	0- 0	0- 0	0- 0				

RPI 1-25				RPI 26-50				Team's RPI: 46		RPI 51-100				RPI 101+			
RPI	S	Opponent	Score	RPI	S	Opponent	Score		RPI	S	Opponent	Score	RPI	S	Opponent	Score	
16	N	Texas A&M	48 60	34	H	Virginia	61 51		55	N	Seton Hall	79 54	112	A	Syracuse	82 64	
18	A	Florida St.	67 52	38	N	Rutgers	43 46		56	H	Miami (FL)	61 54	117	H	Wisconsin	60 41	
									57	H	North Carolina	60 67	159	H	Houston	69 38	
									63	A	Wake Forest	60 65	179	H	Clemson	49 47	
									67	A	Georgia	73 40	223	A	Kennesaw St.	63 47	
									85	H	Boston College	48 55	233	H	ETSU	87 48	
									99	N	Rice	54 52	317	H	Georgia St.	69 28	
													338	H	Grambling	89 42	
LAST 10 Division I																	
				57	H	North Carolina	60 67		63	A	Wake Forest	60 65					
				85	H	Boston College	48 55		56	H	Miami (FL)	61 54					
				112	A	Syracuse	82 64		34	H	Virginia	61 51					
				179	H	Clemson	49 47		99	N	Rice	54 52					
				18	A	Florida St.	67 52		16	N	Texas A&M	48 60					

Non-Div I Games:

Georgia Tech

■ Loss,
■ Non-Conf,
■ S Site,
■ H Home
■ A Away
N Neutral

Gonzaga

Through Games Of Jan. 24, 2020

Average RPI Win:	130	WON-LOST	WINNING	LAST 10	STRENGTH OF	OPP. STRENGTH	TEAM	ADJ.	CONF.	ADJ CONF.
Average RPI Loss:	5	RECORD	PCT. RANK	GAMES	SCHEDULE	OF SCHEDULE	RPI	RPI	RPI	RPI
DIV. I ONLY	19- 1	1	10-0	53	46	9	9	11	11	
DIV. I NON-CONF.	11- 1	13	2-0	27	7	3	3	11	11	
TOTALS	RPI 1-25	RPI 26-50	W-L RECORDS	RPI 51-100	RPI 101-150	RPI 150+				
19- 1	2- 1	0- 0	OVERALL	6- 0	5- 0	6- 0				
9- 0	1- 0	0- 0	HOME	2- 0	3- 0	3- 0				
7- 1	0- 1	0- 0	AWAY	2- 0	2- 0	3- 0				
3- 0	1- 0	0- 0	NEUTRAL	2- 0	0- 0	0- 0				
11- 1	2- 1	0- 0	NON-CONFERENCE	5- 0	2- 0	2- 0				
5- 0	1- 0	0- 0	HOME	2- 0	1- 0	1- 0				
3- 1	0- 1	0- 0	AWAY	1- 0	1- 0	1- 0				
3- 0	1- 0	0- 0	NEUTRAL	2- 0	0- 0	0- 0				
8- 0	0- 0	0- 0	CONFERENCE	1- 0	3- 0	4- 0				
4- 0	0- 0	0- 0	HOME	0- 0	2- 0	2- 0				
4- 0	0- 0	0- 0	AWAY	1- 0	1- 0	2- 0				
0- 0	0- 0	0- 0	NEUTRAL	0- 0	0- 0	0- 0				

RPI	S	Opponent	Score	RPI	S	Opponent	Score	RPI	S	Opponent	Score	RPI	S	Opponent	Score
5	A	Stanford	70 76					59	N	Middle Tenn.	62 50	115	H	Pacific	68 67
7	H	Missouri St.	64 52					72	A	BYU	55 43	123	A	Montana St.	70 55
24	N	Purdue	63 50					83	H	UT Martin	78 55	130	H	Portland	62 57
								86	A	Washington St.	76 53	131	H	CSU Bakersfield	92 48
								88	N	Dayton	76 65	146	A	San Diego	57 42
								95	H	Texas Southern	80 45	169	H	Saint Mary's (CA)	74 49
												173	A	Santa Clara	67 52
												217	A	Wyoming	65 54
												226	A	San Francisco	69 46
												243	H	Pepperdine	70 36
												287	H	Eastern Wash.	84 44
LAST 10 Division I															
243	H	Pepperdine	70 36	146	A	San Diego	57 42								
226	A	San Francisco	69 46	72	A	BYU	55 43								
173	A	Santa Clara	67 52	130	H	Portland	62 57								
115	H	Pacific	68 67	7	H	Missouri St.	64 52								
169	H	Saint Mary's (CA)	74 49	217	A	Wyoming	65 54								

Non-Div I Games:

Gonzaga

Loss, Non-Conf, S Site, H Home A Away N Neutral

Grambling

Through Games Of Jan. 24, 2020

Average RPI Win:	274	WON-LOST	WINNING	LAST 10	STRENGTH OF	OPP. STRENGTH	TEAM	ADJ.	CONF.	ADJ CONF.
Average RPI Loss:	186	RECORD	PCT. RANK	GAMES	SCHEDULE	OF SCHEDULE	RPI	RPI	RPI	RPI
DIV. I ONLY	1- 15	344	1-9	241	253	338	338	31	31	
DIV. I NON-CONF.	0- 10	338	0-4	67	204	304	304	28	28	
TOTALS	RPI 1-25	RPI 26-50	W-L RECORDS	RPI 51-100	RPI 101-150	RPI 150+				
1- 15	0- 2	0- 1	OVERALL	0- 1	0- 3	1- 8				
1- 5	0- 0	0- 0	HOME	0- 1	0- 2	1- 2				
0- 9	0- 2	0- 1	AWAY	0- 0	0- 1	0- 5				
0- 1	0- 0	0- 0	NEUTRAL	0- 0	0- 0	0- 1				
0- 10	0- 2	0- 1	NON-CONFERENCE	0- 0	0- 3	0- 4				
0- 2	0- 0	0- 0	HOME	0- 0	0- 2	0- 0				
0- 7	0- 2	0- 1	AWAY	0- 0	0- 1	0- 3				
0- 1	0- 0	0- 0	NEUTRAL	0- 0	0- 0	0- 1				
1- 5	0- 0	0- 0	CONFERENCE	0- 1	0- 0	1- 4				
1- 3	0- 0	0- 0	HOME	0- 1	0- 0	1- 2				
0- 2	0- 0	0- 0	AWAY	0- 0	0- 0	0- 2				
0- 0	0- 0	0- 0	NEUTRAL	0- 0	0- 0	0- 0				

RPI 1-25				RPI 26-50				RPI 51-100				RPI 101+ Team's RPI: 338			
RPI	S	Opponent	Score	RPI	S	Opponent	Score	RPI	S	Opponent	Score	RPI	S	Opponent	Score
11	A	Baylor	46 120	46	A	Georgia Tech	42 89	95	H	Texas Southern	85 89	105	H	UT Arlington	54 88
20	A	Kentucky	35 81									138	H	Florida	65 72
												148	A	Wichita St.	65 77
												192	N	Binghamton	67 88
												237	A	Louisiana Tech	66 70
												246	A	Southern U.	57 81
												274	H	Alabama A&M	69 59
												300	H	Prairie View	54 67
												301	A	FIU	55 56
												309	H	Alabama St.	59 73
												311	A	Alcorn	54 80
												337	A	Northwestern St.	61 65
LAST 10 Division I															
95	H	Texas Southern	85 89	274	H	Alabama A&M	69 59								
300	H	Prairie View	54 67	148	A	Wichita St.	65 77								
311	A	Alcorn	54 80	192	N	Binghamton	67 88								
246	A	Southern U.	57 81	301	A	FIU	55 56								
309	H	Alabama St.	59 73	237	A	Louisiana Tech	66 70								

Non-Div I Games: Centenary (LA) 106 42

Grambling

Loss, Non-Conf, S Site, H Home A Away N Neutral

Grand Canyon

Through Games Of Jan. 24, 2020

Average RPI Win:	274	WON-LOST	WINNING	LAST 10	STRENGTH OF	OPP. STRENGTH	TEAM	ADJ.	CONF.	ADJ CONF.
Average RPI Loss:	179	RECORD	PCT. RANK	GAMES	SCHEDULE	OF SCHEDULE	RPI	RPI	RPI	RPI
DIV. I ONLY	6- 8	215	5-5	259	326	265	265	32	32	
DIV. I NON-CONF.	3- 6	235	2-3	165	295	281	281	32	32	
TOTALS	RPI 1-25	RPI 26-50	W-L RECORDS	RPI 51-100	RPI 101-150	RPI 150+				
6- 8	0- 0	0- 0	OVERALL	0- 0	0- 3	6- 5				
4- 4	0- 0	0- 0	HOME	0- 0	0- 1	4- 3				
2- 4	0- 0	0- 0	AWAY	0- 0	0- 2	2- 2				
0- 0	0- 0	0- 0	NEUTRAL	0- 0	0- 0	0- 0				
3- 6	0- 0	0- 0	NON-CONFERENCE	0- 0	0- 2	3- 4				
3- 2	0- 0	0- 0	HOME	0- 0	0- 0	3- 2				
0- 4	0- 0	0- 0	AWAY	0- 0	0- 2	0- 2				
0- 0	0- 0	0- 0	NEUTRAL	0- 0	0- 0	0- 0				
3- 2	0- 0	0- 0	CONFERENCE	0- 0	0- 1	3- 1				
1- 2	0- 0	0- 0	HOME	0- 0	0- 1	1- 1				
2- 0	0- 0	0- 0	AWAY	0- 0	0- 0	2- 0				
0- 0	0- 0	0- 0	NEUTRAL	0- 0	0- 0	0- 0				

RPI 1-25			RPI 26-50			RPI 51-100			RPI 101+			Team's RPI: 265
RPI	S	Opponent	Score	RPI	S	Opponent	Score	RPI	S	Opponent	Score	
								125	A	California	53	72
								130	A	Portland	41	73
								131	H	CSU Bakersfield	54	59
								182	H	UNLV	53	51
								186	A	Montana	67	72
								191	H	Southern Utah	69	65
								200	A	Portland St.	46	69
								207	H	North Dakota	76	78
								222	H	Cal St. Fullerton	70	80
								231	H	UMKC	53	74
								289	H	UC Santa Barbara	58	57
								295	A	California Baptist	62	58
								340	A	Seattle U	56	48
								346	H	Chicago St.	69	49
LAST 10 Division I												
340	A	Seattle U	56	48	125	A	California	53	72			
231	H	UMKC	53	74	289	H	UC Santa Barbara	58	57			
346	H	Chicago St.	69	49	182	H	UNLV	53	51			
295	A	California Baptist	62	58	130	A	Portland	41	73			
131	H	CSU Bakersfield	54	59	200	A	Portland St.	46	69			

Non-Div I Games: Benedictine Mesa 72 53 Whittier 77 41

Grand Canyon

Loss, Non-Conf, S Site, H Home A Away N Neutral

Average RPI Win:	216	WON-LOST	WINNING	LAST 10	STRENGTH OF	OPP. STRENGTH	TEAM	ADJ.	CONF.	ADJ CONF.
Average RPI Loss:	97	RECORD	PCT. RANK	GAMES	SCHEDULE	OF SCHEDULE	RPI	RPI	RPI	RPI
DIV. I ONLY	10- 10	175	5-5	135	119	165	165	21	21	
DIV. I NON-CONF.	5- 7	205	0-2	40	27	109	109	18	18	
TOTALS	RPI 1-25	RPI 26-50	W-L RECORDS	RPI 51-100	RPI 101-150	RPI 150+				
10- 10	1- 2	0- 2	OVERALL	0- 3	2- 1	7- 2				
4- 6	0- 1	0- 2	HOME	0- 2	1- 1	3- 0				
4- 3	1- 0	0- 0	AWAY	0- 1	0- 0	3- 2				
2- 1	0- 1	0- 0	NEUTRAL	0- 0	1- 0	1- 0				
5- 7	1- 2	0- 2	NON-CONFERENCE	0- 2	2- 0	2- 1				
1- 4	0- 1	0- 2	HOME	0- 1	1- 0	0- 0				
2- 2	1- 0	0- 0	AWAY	0- 1	0- 0	1- 1				
2- 1	0- 1	0- 0	NEUTRAL	0- 0	1- 0	1- 0				
5- 3	0- 0	0- 0	CONFERENCE	0- 1	0- 1	5- 1				
3- 2	0- 0	0- 0	HOME	0- 1	0- 1	3- 0				
2- 1	0- 0	0- 0	AWAY	0- 0	0- 0	2- 1				
0- 0	0- 0	0- 0	NEUTRAL	0- 0	0- 0	0- 0				

RPI 1-25			RPI 26-50			RPI 51-100			RPI 101+			Team's RPI: 165
RPI	S	Opponent	Score	RPI	S	Opponent	Score	RPI	S	Opponent	Score	
12	N	Mississippi St.	58 83	40	H	Marquette	47 60	53	H	IUPUI	42 54	112 N Syracuse 79 73
13	H	DePaul	65 76	43	H	South Dakota	60 66	75	A	Marist	60 72	143 H Wright St. 58 70
22	A	Central Mich.	111 105					87	H	South Dakota St.	55 60	149 H Missouri 72 64
												185 A Youngstown St. 70 63
												197 N Bowling Green 73 54
												221 H Northern Ky. 65 44
												232 A Maine 60 61
												268 A Oakland 88 93
												278 H Milwaukee 61 48
												313 A Detroit Mercy 65 48
												341 H UIC 73 36
												346 A Chicago St. 102 46
LAST 10 Division I												
185	A	Youngstown St.	70 63	278	H	Milwaukee	61 48					
341	H	UIC	73 36	143	H	Wright St.	58 70					
53	H	IUPUI	42 54	221	H	Northern Ky.	65 44					
313	A	Detroit Mercy	65 48	87	H	South Dakota St.	55 60					
268	A	Oakland	88 93	75	A	Marist	60 72					

Non-Div I Games:

Green Bay

■ Loss,
■ Non-Conf,
■ S Site,
■ H Home
■ A Away
N Neutral

Average RPI Win:	231	WON-LOST	WINNING	LAST 10	STRENGTH OF	OPP. STRENGTH	TEAM	ADJ.	CONF.	ADJ CONF.
Average RPI Loss:	148	RECORD	PCT. RANK	GAMES	SCHEDULE	OF SCHEDULE	RPI	RPI	RPI	RPI
DIV. I ONLY	10- 7	121	7-3	214	252	171	171	26	26	
DIV. I NON-CONF.	4- 5	195	1-1	122	86	145	145	27	27	
TOTALS	RPI 1-25	RPI 26-50	W-L RECORDS	RPI 51-100	RPI 101-150	RPI 150+				
10- 7	0- 0	0- 1	OVERALL	1- 0	1- 2	8- 4				
4- 4	0- 0	0- 0	HOME	0- 0	0- 2	4- 2				
4- 3	0- 0	0- 1	AWAY	1- 0	0- 0	3- 2				
2- 0	0- 0	0- 0	NEUTRAL	0- 0	1- 0	1- 0				
4- 5	0- 0	0- 1	NON-CONFERENCE	1- 0	1- 1	2- 3				
0- 3	0- 0	0- 0	HOME	0- 0	0- 1	0- 2				
2- 2	0- 0	0- 1	AWAY	1- 0	0- 0	1- 1				
2- 0	0- 0	0- 0	NEUTRAL	0- 0	1- 0	1- 0				
6- 2	0- 0	0- 0	CONFERENCE	0- 0	0- 1	6- 1				
4- 1	0- 0	0- 0	HOME	0- 0	0- 1	4- 0				
2- 1	0- 0	0- 0	AWAY	0- 0	0- 0	2- 1				
0- 0	0- 0	0- 0	NEUTRAL	0- 0	0- 0	0- 0				

RPI S	Opponent	Score	RPI S	Opponent	Score	RPI S	Opponent	Score	RPI S	Opponent	Score	Team's RPI: 171
37	A Old Dominion	38 75	69	A Alabama	64 61	108	H Liberty	59 83	126	N Richmond	69 65	
						136	H Campbell	31 68	153	A Furman	65 70	
						174	H Norfolk St.	56 77	176	H Fla. Atlantic	63 64	
						209	A Chattanooga	84 55	210	N Mt. St. Mary's	68 60	
						220	H Gardner-Webb	63 58	248	H UNC Asheville	68 59	
						252	A Winthrop	66 72	254	H Radford	51 48	
						302	A Presbyterian	71 42	333	A Charleston So.	64 59	
						336	H USC Upstate	60 40				
LAST 10 Division I												
333	A Charleston So.	64 59	220	H Gardner-Webb	63 58							
336	H USC Upstate	60 40	248	H UNC Asheville	68 59							
136	H Campbell	31 68	252	A Winthrop	66 72							
254	H Radford	51 48	126	N Richmond	69 65							
302	A Presbyterian	71 42	37	A Old Dominion	38 75							

Non-Div I Games:

Hampton

Average RPI Win:	0	WON-LOST	WINNING	LAST 10	STRENGTH OF	OPP. STRENGTH	TEAM	ADJ.	CONF.	ADJ CONF.
Average RPI Loss:	195	RECORD	PCT. RANK	GAMES	SCHEDULE	OF SCHEDULE	RPI	RPI	RPI	RPI
DIV. I ONLY	0- 19	349	0-10	234	294	344	344	28	28	
DIV. I NON-CONF.	0- 13	338	0-4	210	272	338	338	29	29	
TOTALS	RPI 1-25	RPI 26-50	W-L RECORDS	RPI 51-100	RPI 101-150	RPI 150+				
0- 19	0- 1	0- 0	OVERALL	0- 2	0- 6	0- 10				
0- 8	0- 0	0- 0	HOME	0- 0	0- 2	0- 6				
0- 11	0- 1	0- 0	AWAY	0- 2	0- 4	0- 4				
0- 0	0- 0	0- 0	NEUTRAL	0- 0	0- 0	0- 0				
0- 13	0- 1	0- 0	NON-CONFERENCE	0- 1	0- 6	0- 5				
0- 6	0- 0	0- 0	HOME	0- 0	0- 2	0- 4				
0- 7	0- 1	0- 0	AWAY	0- 1	0- 4	0- 1				
0- 0	0- 0	0- 0	NEUTRAL	0- 0	0- 0	0- 0				
0- 6	0- 0	0- 0	CONFERENCE	0- 1	0- 0	0- 5				
0- 2	0- 0	0- 0	HOME	0- 0	0- 0	0- 2				
0- 4	0- 0	0- 0	AWAY	0- 1	0- 0	0- 3				
0- 0	0- 0	0- 0	NEUTRAL	0- 0	0- 0	0- 0				

RPI 1-25				RPI 26-50				RPI 51-100				RPI 101+				Team's RPI: 344
RPI	S	Opponent	Score	RPI	S	Opponent	Score	RPI	S	Opponent	Score	RPI	S	Opponent	Score	
21	A	Princeton	42 73					91	A	Michigan St.	34 79	121	A	Penn	46 74	
								94	A	Stony Brook	55 66	127	H	Providence	57 75	
												134	A	Massachusetts	48 74	
												140	H	Rhode Island	56 68	
												142	A	Harvard	44 53	
												147	A	Northeastern	47 60	
												157	A	William & Mary	44 61	
												198	H	Quinnipiac	50 87	
												232	A	Maine	73 87	
												234	H	UMass Lowell	63 68	
												277	H	Vermont	53 63	
												279	A	New Hampshire	71 72	
												305	H	Hofstra	41 43	
												323	A	UMBC	54 61	
												335	H	NJIT	52 61	
												345	H	Central Conn. St.	54 61	
LAST 10 Division I																
323	A	UMBC	54 61	232	A	Maine	73 87									
277	H	Vermont	53 63	198	H	Quinnipiac	50 87									
94	A	Stony Brook	55 66	345	H	Central Conn. St.	54 61									
234	H	UMass Lowell	63 68	147	A	Northeastern	47 60									
279	A	New Hampshire	71 72	21	A	Princeton	42 73									

Non-Div I Games:

Hartford

Average RPI Win:	215	WON-LOST	WINNING	LAST 10	STRENGTH OF	OPP. STRENGTH	TEAM	ADJ.	CONF.	ADJ CONF.
Average RPI Loss:	145	RECORD	PCT. RANK	GAMES	SCHEDULE	OF SCHEDULE	RPI	RPI	RPI	RPI
DIV. I ONLY	9- 5	99	6-4	290	99	142	142	8	8	
DIV. I NON-CONF.	9- 4	84	6-3	292	102	132	132	9	9	
TOTALS	RPI 1-25	RPI 26-50	W-L RECORDS	RPI 51-100	RPI 101-150	RPI 150+				
9- 5	0- 0	0- 1	OVERALL	0- 0	2- 1	7- 3				
4- 1	0- 0	0- 0	HOME	0- 0	2- 1	2- 0				
5- 3	0- 0	0- 1	AWAY	0- 0	0- 0	5- 2				
0- 1	0- 0	0- 0	NEUTRAL	0- 0	0- 0	0- 1				
9- 4	0- 0	0- 1	NON-CONFERENCE	0- 0	2- 1	7- 2				
4- 1	0- 0	0- 0	HOME	0- 0	2- 1	2- 0				
5- 2	0- 0	0- 1	AWAY	0- 0	0- 0	5- 1				
0- 1	0- 0	0- 0	NEUTRAL	0- 0	0- 0	0- 1				
0- 1	0- 0	0- 0	CONFERENCE	0- 0	0- 0	0- 1				
0- 0	0- 0	0- 0	HOME	0- 0	0- 0	0- 0				
0- 1	0- 0	0- 0	AWAY	0- 0	0- 0	0- 1				
0- 0	0- 0	0- 0	NEUTRAL	0- 0	0- 0	0- 0				

RPI S	Opponent	Score	RPI S	Opponent	Score	RPI S	Opponent	Score	RPI S	Opponent	Score	Team's RPI: 142
			38 A	Rutgers	46 74				125 H	California	56 53	
									140 H	Rhode Island	61 58	
									147 H	Northeastern	44 46	
									155 A	Dartmouth	62 63	
									175 N	Saint Joseph's	39 63	
									176 A	Fla. Atlantic	65 51	
									193 A	Northern Ill.	59 53	
									198 A	Quinnipiac	77 68	
									208 A	La Salle	69 75	
									216 A	Boston U.	66 39	
									232 A	Maine	69 40	
									308 H	Siena	68 51	
									344 H	Hartford	53 44	
LAST 10 Division I												
155 A	Dartmouth	62 63	147 H	Northeastern	44 46							
140 H	Rhode Island	61 58	198 A	Quinnipiac	77 68							
176 A	Fla. Atlantic	65 51	216 A	Boston U.	66 39							
175 N	Saint Joseph's	39 63	344 H	Hartford	53 44							
232 A	Maine	69 40	38 A	Rutgers	46 74							

Non-Div I Games:

Harvard

 Loss,
 Non-Conf,
 S Site,
 H Home
 A Away
N Neutral

Average RPI Win:	207	WON-LOST	WINNING	LAST 10	STRENGTH OF	OPP. STRENGTH	TEAM	ADJ.	CONF.	ADJ CONF.
Average RPI Loss:	157	RECORD	PCT. RANK	GAMES	SCHEDULE	OF SCHEDULE	RPI	RPI	RPI	RPI
DIV. I ONLY	7- 10	219	4-6	128	208	201	201	27	27	
DIV. I NON-CONF.	5- 7	205	2-3	84	142	165	165	26	26	
TOTALS	RPI 1-25	RPI 26-50	W-L RECORDS	RPI 51-100	RPI 101-150	RPI 150+				
7- 10	0- 2	1- 0	OVERALL	1- 1	0- 2	5- 5				
5- 4	0- 1	1- 0	HOME	0- 1	0- 1	4- 1				
2- 6	0- 1	0- 0	AWAY	1- 0	0- 1	1- 4				
0- 0	0- 0	0- 0	NEUTRAL	0- 0	0- 0	0- 0				
5- 7	0- 2	1- 0	NON-CONFERENCE	1- 1	0- 2	3- 2				
3- 4	0- 1	1- 0	HOME	0- 1	0- 1	2- 1				
2- 3	0- 1	0- 0	AWAY	1- 0	0- 1	1- 1				
0- 0	0- 0	0- 0	NEUTRAL	0- 0	0- 0	0- 0				
2- 3	0- 0	0- 0	CONFERENCE	0- 0	0- 0	2- 3				
2- 0	0- 0	0- 0	HOME	0- 0	0- 0	2- 0				
0- 3	0- 0	0- 0	AWAY	0- 0	0- 0	0- 3				
0- 0	0- 0	0- 0	NEUTRAL	0- 0	0- 0	0- 0				

RPI	S	Opponent	Score	RPI	S	Opponent	Score	RPI	S	Opponent	Score	RPI	S	Opponent	Score	Team's RPI: 201
10	A	Oregon St.	32 64	44	H	Texas	73 60	95	H	Texas Southern	57 74	120	A	Idaho	52 67	
19	H	NC State	59 68					98	A	Washington	62 50	121	H	Penn	55 70	
												203	A	UC Davis	49 62	
												222	H	Cal St. Fullerton	79 72	
												228	H	North Texas	60 66	
												243	A	Pepperdine	52 51	
												250	A	CSUN	54 58	
												259	A	LMU (CA)	51 65	
												261	H	UC Riverside	80 57	
												266	A	Long Beach St.	55 62	
												275	H	San Diego St.	61 58	
												304	H	UTSA	62 50	
LAST 10 Division I																
266	A	Long Beach St.	55 62	121	H	Penn	55 70									
222	H	Cal St. Fullerton	79 72	120	A	Idaho	52 67									
261	H	UC Riverside	80 57	98	A	Washington	62 50									
203	A	UC Davis	49 62	10	A	Oregon St.	32 64									
250	A	CSUN	54 58	44	H	Texas	73 60									

Non-Div I Games: Hope Int'l 86 49

Hawaii

Average RPI Win:	294	WON-LOST	WINNING	LAST 10	STRENGTH OF	OPP. STRENGTH	TEAM	ADJ.	CONF.	ADJ CONF.
Average RPI Loss:	159	RECORD	PCT. RANK	GAMES	SCHEDULE	OF SCHEDULE	RPI	RPI	RPI	RPI
DIV. I ONLY	7- 10	219	5-5	260	308	242	242	26	26	
DIV. I NON-CONF.	2- 7	288	0-2	169	209	270	270	27	27	
TOTALS	RPI 1-25	RPI 26-50	W-L RECORDS	RPI 51-100	RPI 101-150	RPI 150+				
7- 10	0- 0	0- 1	OVERALL	0- 2	0- 2	7- 5				
4- 2	0- 0	0- 0	HOME	0- 1	0- 0	4- 1				
3- 8	0- 0	0- 1	AWAY	0- 1	0- 2	3- 4				
0- 0	0- 0	0- 0	NEUTRAL	0- 0	0- 0	0- 0				
2- 7	0- 0	0- 1	NON-CONFERENCE	0- 2	0- 1	2- 3				
1- 2	0- 0	0- 0	HOME	0- 1	0- 0	1- 1				
1- 5	0- 0	0- 1	AWAY	0- 1	0- 1	1- 2				
0- 0	0- 0	0- 0	NEUTRAL	0- 0	0- 0	0- 0				
5- 3	0- 0	0- 0	CONFERENCE	0- 0	0- 1	5- 2				
3- 0	0- 0	0- 0	HOME	0- 0	0- 0	3- 0				
2- 3	0- 0	0- 0	AWAY	0- 0	0- 1	2- 2				
0- 0	0- 0	0- 0	NEUTRAL	0- 0	0- 0	0- 0				

RPI 1-25				RPI 26-50				RPI 51-100				RPI 101+				Team's RPI: 242	
RPI	S	Opponent	Score	RPI	S	Opponent	Score	RPI	S	Opponent	Score	RPI	S	Opponent	Score		
				41	A	Duke	57 93	93	H	Davidson	63 73	103	A	UNC Greensboro	70 82		
								100	A	Butler	52 74	136	A	Campbell	36 73		
												174	A	Norfolk St.	58 72		
												196	A	American	48 56		
												233	H	ETSU	80 62		
												248	A	UNC Asheville	60 76		
												249	H	Col. of Charleston	70 79		
												252	A	Winthrop	63 69		
												254	H	Radford	68 58		
												288	A	Longwood	76 69		
												302	H	Presbyterian	60 55		
												312	A	N.C. Central	78 58		
												333	A	Charleston So.	84 70		
												336	H	USC Upstate	85 46		
LAST 10 Division I																	
				302	H	Presbyterian	60 55	336	H	USC Upstate	85 46						
				288	A	Longwood	76 69	252	A	Winthrop	63 69						
				333	A	Charleston So.	84 70	136	A	Campbell	36 73						
				248	A	UNC Asheville	60 76	103	A	UNC Greensboro	70 82						
				254	H	Radford	68 58	100	A	Butler	52 74						

Non-Div I Games:

High Point

■ Loss,
 ■ Non-Conf,
 ■ S Site,
 ■ H Home
 ■ A Away
 N Neutral

Hofstra

Through Games Of Jan. 24, 2020

Average RPI Win:	250	WON-LOST	WINNING	LAST 10	STRENGTH OF	OPP. STRENGTH	TEAM	ADJ.	CONF.	ADJ CONF.
Average RPI Loss:	179	RECORD	PCT. RANK	GAMES	SCHEDULE	OF SCHEDULE	RPI	RPI	RPI	RPI
DIV. I ONLY	3- 14	317	1-9	175	335	305	305	14	14	
DIV. I NON-CONF.	3- 8	268	1-3	246	347	314	314	14	14	
TOTALS	RPI 1-25	RPI 26-50	W-L RECORDS	RPI 51-100	RPI 101-150	RPI 150+				
3- 14	0- 0	0- 1	OVERALL	0- 2	1- 2	2- 9				
2- 5	0- 0	0- 0	HOME	0- 1	1- 1	1- 3				
1- 7	0- 0	0- 1	AWAY	0- 1	0- 1	1- 4				
0- 2	0- 0	0- 0	NEUTRAL	0- 0	0- 0	0- 2				
3- 8	0- 0	0- 0	NON-CONFERENCE	0- 1	1- 0	2- 7				
2- 3	0- 0	0- 0	HOME	0- 1	1- 0	1- 2				
1- 3	0- 0	0- 0	AWAY	0- 0	0- 0	1- 3				
0- 2	0- 0	0- 0	NEUTRAL	0- 0	0- 0	0- 2				
0- 6	0- 0	0- 1	CONFERENCE	0- 1	0- 2	0- 2				
0- 2	0- 0	0- 0	HOME	0- 0	0- 1	0- 1				
0- 4	0- 0	0- 1	AWAY	0- 1	0- 1	0- 1				
0- 0	0- 0	0- 0	NEUTRAL	0- 0	0- 0	0- 0				

RPI S	Opponent	Score	RPI S	Opponent	Score	RPI S	Opponent	Score	RPI S	Opponent	Score	Team's RPI: 305
			45 A James Madison	50 92		82 A Drexel	54 74		122 H Elon	56 69		
						94 H Stony Brook	38 81		136 H Campbell	58 55		
									147 A Northeastern	51 74		
									157 H William & Mary	53 66		
									159 N Houston	44 54		
									167 N Samford	45 65		
									183 H Cleveland St.	51 61		
									235 A Fairfield	64 73		
									240 H Howard	64 73		
									257 A Delaware	59 80		
									269 H Morgan St.	51 39		
									270 A Sacred Heart	44 71		
									344 A Hartford	43 41		
									348 A LIU Brooklyn	46 85		
LAST 10 Division I												
			45 A James Madison	50 92		147 A Northeastern	51 74					
			122 H Elon	56 69		167 N Samford	45 65					
			157 H William & Mary	53 66		159 N Houston	44 54					
			82 A Drexel	54 74		136 H Campbell	58 55					
			257 A Delaware	59 80		235 A Fairfield	64 73					

Non-Div I Games:

Hofstra

Loss, Non-Conf, S Site, H Home A Away N Neutral

Holy Cross

Through Games Of Jan. 24, 2020

Average RPI Win: 223	WON-LOST	WINNING	LAST 10	STRENGTH OF	OPP. STRENGTH	TEAM	ADJ.	CONF.	ADJ CONF.
Average RPI Loss: 138	RECORD	PCT. RANK	GAMES	SCHEDULE	OF SCHEDULE	RPI	RPI	RPI	RPI
DIV. I ONLY	12- 6	72	7-3	242	178	111	111	15	15
DIV. I NON-CONF.	7- 4	100	2-1	250	219	111	111	15	15
TOTALS	RPI 1-25	RPI 26-50	W-L RECORDS	RPI 51-100	RPI 101-150	RPI 150+			
12- 6	0- 0	0- 0	OVERALL	1- 2	1- 3	10- 1			
6- 1	0- 0	0- 0	HOME	1- 1	0- 0	5- 0			
6- 5	0- 0	0- 0	AWAY	0- 1	1- 3	5- 1			
0- 0	0- 0	0- 0	NEUTRAL	0- 0	0- 0	0- 0			
7- 4	0- 0	0- 0	NON-CONFERENCE	1- 1	0- 3	6- 0			
4- 0	0- 0	0- 0	HOME	1- 0	0- 0	3- 0			
3- 4	0- 0	0- 0	AWAY	0- 1	0- 3	3- 0			
0- 0	0- 0	0- 0	NEUTRAL	0- 0	0- 0	0- 0			
5- 2	0- 0	0- 0	CONFERENCE	0- 1	1- 0	4- 1			
2- 1	0- 0	0- 0	HOME	0- 1	0- 0	2- 0			
3- 1	0- 0	0- 0	AWAY	0- 0	1- 0	2- 1			
0- 0	0- 0	0- 0	NEUTRAL	0- 0	0- 0	0- 0			

RPI S	Opponent	Score	RPI S	Opponent	Score	RPI S	Opponent	Score	RPI S	Opponent	Score	Team's RPI: 111
						51	H Bucknell	40 51	113	A Lehigh	74 57	
						80	A North Florida	60 80	134	A Massachusetts	72 75	
						85	H Boston College	80 71	140	A Rhode Island	58 73	
									144	A Illinois	75 78	
									170	H Merrimack	68 42	
									196	H American	72 59	
									224	A Brown	83 71	
									225	H Lafayette	57 56	
									238	A Stetson	75 63	
									264	A Navy	58 49	
									270	A Sacred Heart	65 52	
									279	H New Hampshire	82 61	
									281	A Army West Point	48 61	
									286	A Loyola Maryland	64 56	
									321	H Bryant	87 75	
LAST 10 Division I												
			113	A Lehigh	74 57		264	A Navy	58 49			
			196	H American	72 59		286	A Loyola Maryland	64 56			
			281	A Army West Point	48 61		238	A Stetson	75 63			
			51	H Bucknell	40 51		80	A North Florida	60 80			
			225	H Lafayette	57 56		279	H New Hampshire	82 61			

Non-Div I Games:

Holy Cross

Loss, Non-Conf, S Site, H Home A Away N Neutral

Average RPI Win:	230	WON-LOST	WINNING	LAST 10	STRENGTH OF	OPP. STRENGTH	TEAM	ADJ.	CONF.	ADJ CONF.
Average RPI Loss:	90	RECORD	PCT. RANK	GAMES	SCHEDULE	OF SCHEDULE	RPI	RPI	RPI	RPI
DIV. I ONLY	9- 10	187	5-5	95	88	159	159	9	9	
DIV. I NON-CONF.	7- 7	164	3-2	143	110	161	161	8	8	
TOTALS	RPI 1-25	RPI 26-50	W-L RECORDS	RPI 51-100	RPI 101-150	RPI 150+				
9- 10	0- 2	1- 3	OVERALL	0- 0	0- 3	8- 2				
7- 2	0- 0	1- 2	HOME	0- 0	0- 0	6- 0				
0- 6	0- 2	0- 1	AWAY	0- 0	0- 2	0- 1				
2- 2	0- 0	0- 0	NEUTRAL	0- 0	0- 1	2- 1				
7- 7	0- 1	1- 2	NON-CONFERENCE	0- 0	0- 2	6- 2				
5- 1	0- 0	1- 1	HOME	0- 0	0- 0	4- 0				
0- 4	0- 1	0- 1	AWAY	0- 0	0- 1	0- 1				
2- 2	0- 0	0- 0	NEUTRAL	0- 0	0- 1	2- 1				
2- 3	0- 1	0- 1	CONFERENCE	0- 0	0- 1	2- 0				
2- 1	0- 0	0- 1	HOME	0- 0	0- 0	2- 0				
0- 2	0- 1	0- 0	AWAY	0- 0	0- 1	0- 0				
0- 0	0- 0	0- 0	NEUTRAL	0- 0	0- 0	0- 0				

RPI 1-25				RPI 26-50				RPI 51-100				RPI 101+ Team's RPI: 159			
RPI	S	Opponent	Score	RPI	S	Opponent	Score	RPI	S	Opponent	Score	RPI	S	Opponent	Score
3	A	UConn	51 91	29	H	FGCU	45 57					112	N	Syracuse	62 87
16	A	Texas A&M	43 72	33	H	Oklahoma	85 69					114	A	Cincinnati	66 85
				46	A	Georgia Tech	38 69					118	A	Fordham	54 63
				47	H	Temple	58 61					164	H	Memphis	75 65
												184	A	New Mexico	71 81
												190	H	Southern Miss.	75 60
												226	N	San Francisco	57 80
												237	H	Louisiana Tech	67 53
												245	H	Southeastern La.	78 65
												282	H	East Carolina	72 63
												295	N	California Baptist	96 75
												305	N	Hofstra	54 44
												315	H	Houston Baptist	82 60
LAST 10 Division I															
				114	A	Cincinnati	66 85	118	A	Fordham	54 63				
				282	H	East Carolina	72 63	305	N	Hofstra	54 44				
				3	A	UConn	51 91	190	H	Southern Miss.	75 60				
				47	H	Temple	58 61	16	A	Texas A&M	43 72				
				164	H	Memphis	75 65	237	H	Louisiana Tech	67 53				

Non-Div I Games:

Houston

■ Loss,
■ Non-Conf,
■ S Site,
■ H Home
■ A Away
N Neutral

Houston Baptist

Through Games Of Jan. 24, 2020

Average RPI Win:	303	WON-LOST	WINNING	LAST 10	STRENGTH OF	OPP. STRENGTH	TEAM	ADJ.	CONF.	ADJ CONF.
Average RPI Loss:	192	RECORD	PCT. RANK	GAMES	SCHEDULE	OF SCHEDULE	RPI	RPI	RPI	RPI
DIV. I ONLY	2- 12	327	1-9	261	310	315	315	23	23	
DIV. I NON-CONF.	2- 5	259	1-2	121	298	186	186	22	22	
TOTALS	RPI 1-25	RPI 26-50	W-L RECORDS	RPI 51-100	RPI 101-150	RPI 150+				
2- 12	0- 1	0- 0	OVERALL	0- 0	0- 2	2- 9				
0- 5	0- 0	0- 0	HOME	0- 0	0- 1	0- 4				
2- 7	0- 1	0- 0	AWAY	0- 0	0- 1	2- 5				
0- 0	0- 0	0- 0	NEUTRAL	0- 0	0- 0	0- 0				
2- 5	0- 1	0- 0	NON-CONFERENCE	0- 0	0- 1	2- 3				
0- 1	0- 0	0- 0	HOME	0- 0	0- 0	0- 1				
2- 4	0- 1	0- 0	AWAY	0- 0	0- 1	2- 2				
0- 0	0- 0	0- 0	NEUTRAL	0- 0	0- 0	0- 0				
0- 7	0- 0	0- 0	CONFERENCE	0- 0	0- 1	0- 6				
0- 4	0- 0	0- 0	HOME	0- 0	0- 1	0- 3				
0- 3	0- 0	0- 0	AWAY	0- 0	0- 0	0- 3				
0- 0	0- 0	0- 0	NEUTRAL	0- 0	0- 0	0- 0				

RPI S	Opponent	Score	RPI S	Opponent	Score	RPI S	Opponent	Score	RPI S	Opponent	Score	Team's RPI: 315
11	A Baylor	42 112							148	A Wichita St.	42 59	
									150	H SFA	42 59	
									159	A Houston	60 82	
									160	H Sam Houston St.	69 97	
									168	A Texas Tech	51 59	
									202	H Northern Ariz.	62 79	
									212	A Central Ark.	39 63	
									213	A Lamar University	53 60	
									245	H Southeastern La.	59 69	
									258	A Oral Roberts	74 73	
									293	H Nicholls St.	78 84	
									337	A Northwestern St.	60 69	
									347	A La.-Monroe	72 65	
LAST 10 Division I												
293	H Nicholls St.	78 84	245	H Southeastern La.	59 69							
160	H Sam Houston St.	69 97	150	H SFA	42 59							
213	A Lamar University	53 60	168	A Texas Tech	51 59							
337	A Northwestern St.	60 69	347	A La.-Monroe	72 65							
212	A Central Ark.	39 63	202	H Northern Ariz.	62 79							

Non-Div I Games: LSU-Shreveport 67 44 Paul Quinn 63 34

Houston Baptist

Loss, Non-Conf, S Site, H Home A Away N Neutral

Howard

H
o
w
a
r
d

Howard

Page 115

Average RPI Win:	180	WON-LOST	WINNING	LAST 10	STRENGTH OF	OPP. STRENGTH	TEAM	ADJ.	CONF.	ADJ CONF.
Average RPI Loss:	92	RECORD	PCT. RANK	GAMES	SCHEDULE	OF SCHEDULE	RPI	RPI	RPI	RPI
DIV. I ONLY	12- 6	72	8-2	92	150	53	53	21	21	
DIV. I NON-CONF.	5- 5	164	1-1	43	25	64	64	18	18	
TOTALS	RPI 1-25	RPI 26-50	W-L RECORDS	RPI 51-100	RPI 101-150	RPI 150+				
12- 6	0- 0	1- 0	OVERALL	2- 5	2- 0	7- 1				
7- 0	0- 0	0- 0	HOME	2- 0	1- 0	4- 0				
3- 6	0- 0	0- 0	AWAY	0- 5	0- 0	3- 1				
2- 0	0- 0	1- 0	NEUTRAL	0- 0	1- 0	0- 0				
5- 5	0- 0	1- 0	NON-CONFERENCE	2- 5	1- 0	1- 0				
3- 0	0- 0	0- 0	HOME	2- 0	0- 0	1- 0				
0- 5	0- 0	0- 0	AWAY	0- 5	0- 0	0- 0				
2- 0	0- 0	1- 0	NEUTRAL	0- 0	1- 0	0- 0				
7- 1	0- 0	0- 0	CONFERENCE	0- 0	1- 0	6- 1				
4- 0	0- 0	0- 0	HOME	0- 0	1- 0	3- 0				
3- 1	0- 0	0- 0	AWAY	0- 0	0- 0	3- 1				
0- 0	0- 0	0- 0	NEUTRAL	0- 0	0- 0	0- 0				

RPI 1-25				RPI 26-50				RPI 51-100				Team's RPI: 53				RPI 101+			
RPI	S	Opponent	Score	RPI	S	Opponent	Score	RPI	S	Opponent	Score	RPI	S	Opponent	Score	RPI	S	Opponent	Score
				49	N	St. John's (NY)	85 78	52	A	UNI	50 51	122	N	Elon	59 53				
								56	A	Miami (FL)	65 74	143	H	Wright St.	80 60				
								65	H	Ball St.	65 48	165	A	Green Bay	54 42				
								73	A	Ohio	64 70	183	A	Cleveland St.	78 53				
								76	H	Southern Ill.	81 78	185	A	Youngstown St.	73 75				
								83	A	UT Martin	51 57	221	H	Northern Ky.	89 61				
								100	A	Butler	61 64	268	H	Oakland	76 41				
												272	H	Eastern Ky.	72 42				
												278	A	Milwaukee	75 52				
												313	H	Detroit Mercy	82 45				
LAST 10 Division I																			
				278	A	Milwaukee	75 52	268	H	Oakland	76 41								
				165	A	Green Bay	54 42	183	A	Cleveland St.	78 53								
				143	H	Wright St.	80 60	185	A	Youngstown St.	73 75								
				221	H	Northern Ky.	89 61	272	H	Eastern Ky.	72 42								
				313	H	Detroit Mercy	82 45	52	A	UNI	50 51								

Non-Div I Games: Ind.-Northwest 103 45

IUPUI

■ Loss,
 ■ Non-Conf,
 ■ S Site,
 ■ Home
 ■ A Away
 N Neutral

Idaho

Through Games Of Jan. 24, 2020

Average RPI Win:	232	WON-LOST	WINNING	LAST 10	STRENGTH OF	OPP. STRENGTH	TEAM	ADJ.	CONF.	ADJ CONF.
Average RPI Loss:	113	RECORD	PCT. RANK	GAMES	SCHEDULE	OF SCHEDULE	RPI	RPI	RPI	RPI
DIV. I ONLY	10- 5	72	7-3	246	140	120	120	19	19	
DIV. I NON-CONF.	5- 4	140	2-2	180	109	115	115	17	17	
TOTALS	RPI 1-25	RPI 26-50	W-L RECORDS	RPI 51-100	RPI 101-150	RPI 150+				
10- 5	0- 0	0- 2	OVERALL	0- 1	2- 0	8- 2				
6- 0	0- 0	0- 0	HOME	0- 0	0- 0	6- 0				
4- 3	0- 0	0- 1	AWAY	0- 1	2- 0	2- 1				
0- 2	0- 0	0- 1	NEUTRAL	0- 0	0- 0	0- 1				
5- 4	0- 0	0- 2	NON-CONFERENCE	0- 1	1- 0	4- 1				
2- 0	0- 0	0- 0	HOME	0- 0	0- 0	2- 0				
3- 2	0- 0	0- 1	AWAY	0- 1	1- 0	2- 0				
0- 2	0- 0	0- 1	NEUTRAL	0- 0	0- 0	0- 1				
5- 1	0- 0	0- 0	CONFERENCE	0- 0	1- 0	4- 1				
4- 0	0- 0	0- 0	HOME	0- 0	0- 0	4- 0				
1- 1	0- 0	0- 0	AWAY	0- 0	1- 0	0- 1				
0- 0	0- 0	0- 0	NEUTRAL	0- 0	0- 0	0- 0				

RPI 1-25				RPI 26-50				RPI 51-100				RPI 101+				Team's RPI: 120	
RPI	S	Opponent	Score	RPI	S	Opponent	Score	RPI	S	Opponent	Score	RPI	S	Opponent	Score		
				35	A	Oklahoma St.	47 62	81	A	South Fla.	64 67	123	A	Montana St.	69 68		
				37	N	Old Dominion	55 67					146	A	San Diego	65 32		
												186	H	Montana	52 51		
												200	A	Portland St.	53 74		
												201	H	Hawaii	67 52		
												213	N	Lamar University	44 47		
												226	A	San Francisco	66 60		
												255	H	Idaho St.	62 56		
												256	H	Colorado St.	61 54		
												287	H	Eastern Wash.	69 60		
												303	H	Weber St.	70 50		
												340	A	Seattle U	90 84		
LAST 10 Division I																	
				186	H	Montana	52 51	255	H	Idaho St.	62 56						
				287	H	Eastern Wash.	69 60	201	H	Hawaii	67 52						
				123	A	Montana St.	69 68	81	A	South Fla.	64 67						
				200	A	Portland St.	53 74	146	A	San Diego	65 32						
				303	H	Weber St.	70 50	37	N	Old Dominion	55 67						

Non-Div I Games:

Idaho

■ Loss,
 ■ Non-Conf,
 ■ S Site,
 ■ H Home
 ■ A Away
 N Neutral

Average RPI Win:	292	WON-LOST	WINNING	LAST 10	STRENGTH OF	OPP. STRENGTH	TEAM	ADJ.	CONF.	ADJ CONF.
Average RPI Loss:	154	RECORD	PCT. RANK	GAMES	SCHEDULE	OF SCHEDULE	RPI	RPI	RPI	RPI
DIV. I ONLY	6- 9	234	4-6	306	204	255	255	19	19	
DIV. I NON-CONF.	2- 5	259	0-2	259	163	269	269	17	17	
TOTALS	RPI 1-25	RPI 26-50	W-L RECORDS	RPI 51-100	RPI 101-150	RPI 150+				
6- 9	0- 0	0- 3	OVERALL	0- 0	0- 1	6- 5				
2- 3	0- 0	0- 0	HOME	0- 0	0- 0	2- 3				
4- 6	0- 0	0- 3	AWAY	0- 0	0- 1	4- 2				
0- 0	0- 0	0- 0	NEUTRAL	0- 0	0- 0	0- 0				
2- 5	0- 0	0- 3	NON-CONFERENCE	0- 0	0- 0	2- 2				
1- 1	0- 0	0- 0	HOME	0- 0	0- 0	1- 1				
1- 4	0- 0	0- 3	AWAY	0- 0	0- 0	1- 1				
0- 0	0- 0	0- 0	NEUTRAL	0- 0	0- 0	0- 0				
4- 4	0- 0	0- 0	CONFERENCE	0- 0	0- 1	4- 3				
1- 2	0- 0	0- 0	HOME	0- 0	0- 0	1- 2				
3- 2	0- 0	0- 0	AWAY	0- 0	0- 1	3- 1				
0- 0	0- 0	0- 0	NEUTRAL	0- 0	0- 0	0- 0				

RPI 1-25			RPI 26-50			RPI 51-100			RPI 101+			Team's RPI: 255
RPI	S	Opponent	Score	RPI	S	Opponent	Score	RPI	S	Opponent	Score	
				27	A	Arizona St.	69 74					
				35	A	Oklahoma St.	52 70					
				41	A	Duke	66 85					
LAST 10 Division I												
				186	A	Montana	67 53					
				200	H	Portland St.	64 69					
				303	A	Weber St.	65 54					
				202	H	Northern Ariz.	59 70					
				191	A	Southern Utah	65 72					
				318	H	Sacramento St.	80 62					
				287	A	Eastern Wash.	67 47					
				120	A	Idaho	56 62					
				271	A	Utah St.	61 69					
				295	H	California Baptist	68 74					

Non-Div I Games: Arizona Christian 93 36 Montana Tech 83 57

Idaho St.

Average RPI Win:	227	WON-LOST	WINNING	LAST 10	STRENGTH OF	OPP. STRENGTH	TEAM	ADJ.	CONF.	ADJ CONF.
Average RPI Loss:	33	RECORD	PCT. RANK	GAMES	SCHEDULE	OF SCHEDULE	RPI	RPI	RPI	RPI
DIV. I ONLY	10- 9	167	3-7	94	58	144	144	2	2	
DIV. I NON-CONF.	9- 2	38	2-0	323	245	157	157	2	2	
TOTALS	RPI 1-25	RPI 26-50	W-L RECORDS	RPI 51-100	RPI 101-150	RPI 150+				
10- 9	0- 5	0- 2	OVERALL	1- 2	2- 0	7- 0				
9- 4	0- 2	0- 1	HOME	1- 1	1- 0	7- 0				
1- 5	0- 3	0- 1	AWAY	0- 1	1- 0	0- 0				
0- 0	0- 0	0- 0	NEUTRAL	0- 0	0- 0	0- 0				
9- 2	0- 0	0- 0	NON-CONFERENCE	0- 2	2- 0	7- 0				
8- 1	0- 0	0- 0	HOME	0- 1	1- 0	7- 0				
1- 1	0- 0	0- 0	AWAY	0- 1	1- 0	0- 0				
0- 0	0- 0	0- 0	NEUTRAL	0- 0	0- 0	0- 0				
1- 7	0- 5	0- 2	CONFERENCE	1- 0	0- 0	0- 0				
1- 3	0- 2	0- 1	HOME	1- 0	0- 0	0- 0				
0- 4	0- 3	0- 1	AWAY	0- 0	0- 0	0- 0				
0- 0	0- 0	0- 0	NEUTRAL	0- 0	0- 0	0- 0				

RPI	S	Opponent	Score	RPI	S	Opponent	Score	RPI	S	Opponent	Score	RPI	S	Opponent	Score	Team's RPI: 144
4	A	Iowa	72 108	28	A	Ohio St.	47 77	57	A	North Carolina	60 85	111	H	Holy Cross	78 75	
14	A	Indiana	42 83	38	H	Rutgers	51 75	70	H	Minnesota	74 71	149	A	Missouri	58 51	
15	H	Northwestern	50 77					97	H	Illinois St.	58 74	170	H	Merrimack	75 72	
17	H	Maryland	60 79									172	H	Austin Peay	76 62	
24	A	Purdue	67 81									302	H	Presbyterian	71 52	
												307	H	Ark.-Pine Bluff	65 50	
												321	H	Bryant	69 55	
												326	H	Evansville	59 44	
												346	H	Chicago St.	96 66	
LAST 10 Division I																
17	H	Maryland	60 79	14	A	Indiana	42 83									
28	A	Ohio St.	47 77	4	A	Iowa	72 108									
24	A	Purdue	67 81	15	H	Northwestern	50 77									
70	H	Minnesota	74 71	149	A	Missouri	58 51									
38	H	Rutgers	51 75	326	H	Evansville	59 44									

Non-Div I Games:

Illinois

Average RPI Win:	207	WON-LOST	WINNING	LAST 10	STRENGTH OF	OPP. STRENGTH	TEAM	ADJ.	CONF.	ADJ CONF.
Average RPI Loss:	86	RECORD	PCT. RANK	GAMES	SCHEDULE	OF SCHEDULE	RPI	RPI	RPI	RPI
DIV. I ONLY	10- 6	108	5-5	147	157	97	97	7	7	
DIV. I NON-CONF.	7- 3	80	2-2	166	189	71	71	7	7	
TOTALS	RPI 1-25	RPI 26-50	W-L RECORDS	RPI 51-100	RPI 101-150	RPI 150+				
10- 6	0- 0	0- 2	OVERALL	1- 1	1- 2	8- 1				
7- 1	0- 0	0- 1	HOME	1- 0	0- 0	6- 0				
3- 5	0- 0	0- 1	AWAY	0- 1	1- 2	2- 1				
0- 0	0- 0	0- 0	NEUTRAL	0- 0	0- 0	0- 0				
7- 3	0- 0	0- 1	NON-CONFERENCE	1- 0	1- 1	5- 1				
5- 0	0- 0	0- 0	HOME	1- 0	0- 0	4- 0				
2- 3	0- 0	0- 1	AWAY	0- 0	1- 1	1- 1				
0- 0	0- 0	0- 0	NEUTRAL	0- 0	0- 0	0- 0				
3- 3	0- 0	0- 1	CONFERENCE	0- 1	0- 1	3- 0				
2- 1	0- 0	0- 1	HOME	0- 0	0- 0	2- 0				
1- 2	0- 0	0- 0	AWAY	0- 1	0- 1	1- 0				
0- 0	0- 0	0- 0	NEUTRAL	0- 0	0- 0	0- 0				

RPI S	Opponent	Score	RPI S	Opponent	Score	RPI S	Opponent	Score	RPI S	Opponent	Score
31	H Drake	67 69	31	H Drake	67 69	61	A Bradley	61 76	102	A Loyola Chicago	64 69
40	A Marquette	41 58	40	A Marquette	41 58	83	H UT Martin	70 47	109	A Saint Louis	56 61
									144	A Illinois	74 58
									162	H Jackson St.	77 55
									166	A Valparaiso	72 60
									172	A Austin Peay	72 77
									193	H Northern Ill.	69 66
									199	H Western Ill.	78 65
									207	A North Dakota	66 58
									262	H Indiana St.	83 69
									326	H Evansville	81 58
									327	H SIUE	74 53
LAST 10 Division I											
31	H Drake	67 69	262	H Indiana St.	83 69						
102	A Loyola Chicago	64 69	172	A Austin Peay	72 77						
166	A Valparaiso	72 60	162	H Jackson St.	77 55						
61	A Bradley	61 76	327	H SIUE	74 53						
326	H Evansville	81 58	109	A Saint Louis	56 61						

Non-Div I Games: Truman 87 60

Illinois St.

Average RPI Win:	292	WON-LOST	WINNING	LAST 10	STRENGTH OF	OPP. STRENGTH	TEAM	ADJ.	CONF.	ADJ CONF.
Average RPI Loss:	198	RECORD	PCT. RANK	GAMES	SCHEDULE	OF SCHEDULE	RPI	RPI	RPI	RPI
DIV. I ONLY	4- 8	263	4-6	344	229	314	314	23	23	
DIV. I NON-CONF.	0- 5	338	0-3	332	198	349	349	22	22	
TOTALS	RPI 1-25	RPI 26-50	W-L RECORDS	RPI 51-100	RPI 101-150	RPI 150+				
4- 8	0- 0	0- 0	OVERALL	0- 1	0- 2	4- 5				
2- 3	0- 0	0- 0	HOME	0- 0	0- 1	2- 2				
2- 5	0- 0	0- 0	AWAY	0- 1	0- 1	2- 3				
0- 0	0- 0	0- 0	NEUTRAL	0- 0	0- 0	0- 0				
0- 5	0- 0	0- 0	NON-CONFERENCE	0- 1	0- 0	0- 4				
0- 1	0- 0	0- 0	HOME	0- 0	0- 0	0- 1				
0- 4	0- 0	0- 0	AWAY	0- 1	0- 0	0- 3				
0- 0	0- 0	0- 0	NEUTRAL	0- 0	0- 0	0- 0				
4- 3	0- 0	0- 0	CONFERENCE	0- 0	0- 2	4- 1				
2- 2	0- 0	0- 0	HOME	0- 0	0- 1	2- 1				
2- 1	0- 0	0- 0	AWAY	0- 0	0- 1	2- 0				
0- 0	0- 0	0- 0	NEUTRAL	0- 0	0- 0	0- 0				

RPI S	Opponent	Score	RPI S	Opponent	Score	RPI S	Opponent	Score	RPI S	Opponent	Score
						73	A Ohio	41 78			
									139	H New Orleans	55 67
									150	A SFA	45 67
									178	A Kansas St.	41 85
									212	H Central Ark.	37 47
									213	A Lamar University	67 48
									256	A Colorado St.	47 75
									275	H San Diego St.	48 57
									293	H Nicholls St.	53 51
									304	A UTSA	56 63
									324	H McNeese	73 56
									337	A Northwestern St.	69 67
LAST 10 Division I											
213	A	Lamar University	67	48	293	H	Nicholls St.	53	51		
150	A	SFA	45	67	275	H	San Diego St.	48	57		
324	H	McNeese	73	56	212	H	Central Ark.	37	47		
139	H	New Orleans	55	67	178	A	Kansas St.	41	85		
337	A	Northwestern St.	69	67	256	A	Colorado St.	47	75		

Non-Div I Games: Schreiner 70 35 Tex. A&M Int'l 55 38 Paul Quinn 79 62 UNKNOWN 74 52 Incarnate Word

Indiana

Through Games Of Jan. 24, 2020

Average RPI Win:	120	WON-LOST	WINNING	LAST 10	STRENGTH OF	OPP. STRENGTH	TEAM	ADJ.	CONF.	ADJ CONF.
Average RPI Loss:	11	RECORD	PCT. RANK	GAMES	SCHEDULE	OF SCHEDULE	RPI	RPI	RPI	RPI
DIV. I ONLY	15- 5	47	6-4	4	11	14	14	2	2	
DIV. I NON-CONF.	10- 2	30	1-1	12	28	9	9	2	2	
TOTALS	RPI 1-25	RPI 26-50	W-L RECORDS	RPI 51-100	RPI 101-150	RPI 150+				
15- 5	2- 5	1- 0	OVERALL	5- 0	2- 0	5- 0				
8- 2	1- 2	0- 0	HOME	2- 0	1- 0	4- 0				
5- 2	0- 2	1- 0	AWAY	2- 0	1- 0	1- 0				
2- 1	1- 1	0- 0	NEUTRAL	1- 0	0- 0	0- 0				
10- 2	1- 2	0- 0	NON-CONFERENCE	4- 0	1- 0	4- 0				
5- 1	0- 1	0- 0	HOME	1- 0	0- 0	4- 0				
3- 0	0- 0	0- 0	AWAY	2- 0	1- 0	0- 0				
2- 1	1- 1	0- 0	NEUTRAL	1- 0	0- 0	0- 0				
5- 3	1- 3	1- 0	CONFERENCE	1- 0	1- 0	1- 0				
3- 1	1- 1	0- 0	HOME	1- 0	1- 0	0- 0				
2- 2	0- 2	1- 0	AWAY	0- 0	0- 0	1- 0				
0- 0	0- 0	0- 0	NEUTRAL	0- 0	0- 0	0- 0				

RPI S	Opponent	Score	RPI S	Opponent	Score	RPI S	Opponent	Score	RPI S	Opponent	Score
1 N	South Carolina	71 57	38 A	Rutgers	66 56	56 A	Miami (FL)	58 45	138 A	Florida	73 49
4 A	Iowa	85 91				80 H	North Florida	72 45	144 H	Illinois	83 42
8 H	UCLA	58 68				86 N	Washington St.	78 44	162 H	Jackson St.	91 51
11 N	Baylor	62 77				91 H	Michigan St.	79 67	185 H	Youngstown St.	93 56
15 H	Northwestern	69 71				100 A	Butler	64 53	188 A	Penn St.	76 60
17 A	Maryland	62 76							210 H	Mt. St. Mary's	75 52
24 H	Purdue	66 48							293 H	Nicholls St.	111 47
LAST 10 Division I											
188 A	Penn St.	76 60	144 H	Illinois	83 42						
17 A	Maryland	62 76	38 A	Rutgers	66 56						
15 H	Northwestern	69 71	91 H	Michigan St.	79 67						
4 A	Iowa	85 91	8 H	UCLA	58 68						
24 H	Purdue	66 48	185 H	Youngstown St.	93 56						

Non-Div I Games:

Indiana

Loss, Non-Conf, S Site, H Home A Away N Neutral

Indiana St.

Through Games Of Jan. 24, 2020

Average RPI Win:	286	WON-LOST	WINNING	LAST 10	STRENGTH OF	OPP. STRENGTH	TEAM	ADJ.	CONF.	ADJ CONF.
Average RPI Loss:	127	RECORD	PCT. RANK	GAMES	SCHEDULE	OF SCHEDULE	RPI	RPI	RPI	RPI
DIV. I ONLY	2- 17	337	0-10	66	214	262	262	7	7	
DIV. I NON-CONF.	2- 10	313	0-3	200	307	300	300	7	7	
TOTALS	RPI 1-25	RPI 26-50	W-L RECORDS	RPI 51-100	RPI 101-150	RPI 150+				
2- 17	0- 1	0- 2	OVERALL	0- 4	0- 3	2- 7				
0- 7	0- 1	0- 0	HOME	0- 0	0- 2	0- 4				
2- 9	0- 0	0- 2	AWAY	0- 4	0- 1	2- 2				
0- 1	0- 0	0- 0	NEUTRAL	0- 0	0- 0	0- 1				
2- 10	0- 0	0- 1	NON-CONFERENCE	0- 1	0- 2	2- 6				
0- 4	0- 0	0- 0	HOME	0- 0	0- 1	0- 3				
2- 5	0- 0	0- 1	AWAY	0- 1	0- 1	2- 2				
0- 1	0- 0	0- 0	NEUTRAL	0- 0	0- 0	0- 1				
0- 7	0- 1	0- 1	CONFERENCE	0- 3	0- 1	0- 1				
0- 3	0- 1	0- 0	HOME	0- 0	0- 1	0- 1				
0- 4	0- 0	0- 1	AWAY	0- 3	0- 0	0- 0				
0- 0	0- 0	0- 0	NEUTRAL	0- 0	0- 0	0- 0				

RPI 1-25				RPI 26-50				RPI 51-100				RPI 101+ Team's RPI: 262			
RPI	S	Opponent	Score	RPI	S	Opponent	Score	RPI	S	Opponent	Score	RPI	S	Opponent	Score
7	H	Missouri St.	55 76	31	A	Drake	65 105	52	A	UNI	43 73	102	H	Loyola Chicago	51 58
				42	A	Colorado	46 59	61	A	Bradley	75 91	109	H	Saint Louis	53 55
								74	A	Kansas	72 84	115	A	Pacific	66 83
								97	A	Illinois St.	69 83	166	H	Valparaiso	56 75
												177	H	Southeast Mo. St.	58 68
												199	A	Western Ill.	72 83
												215	A	Murray St.	62 70
												221	H	Northern Ky.	68 70
												230	A	Eastern Ill.	59 57
												247	H	Marshall	60 72
												250	N	CSUN	59 67
												341	A	UIC	61 40
LAST 10 Division I															
7	H	Missouri St.	55 76	61	A	Bradley	75 91								
52	A	UNI	43 73	97	A	Illinois St.	69 83								
31	A	Drake	65 105	109	H	Saint Louis	53 55								
102	H	Loyola Chicago	51 58	177	H	Southeast Mo. St.	58 68								
166	H	Valparaiso	56 75	221	H	Northern Ky.	68 70								

Non-Div I Games:

Indiana St.

■ Loss,
 ■ Non-Conf, S Site,
 ■ Home
 ■ Away
 N Neutral

Average RPI Win: 272	WON-LOST	WINNING	LAST 10	STRENGTH OF	OPP. STRENGTH	TEAM	ADJ.	CONF.	ADJ CONF.
Average RPI Loss: 123	RECORD	PCT. RANK	GAMES	SCHEDULE	OF SCHEDULE	RPI	RPI	RPI	RPI
DIV. I ONLY	4- 11	286	3-7	55	297	206	206	25	25
DIV. I NON-CONF.	1- 8	322	0-4	10	222	190	190	25	25
TOTALS	RPI 1-25	RPI 26-50	W-L RECORDS	RPI 51-100	RPI 101-150	RPI 150+			
4- 11	0- 1	0- 0	OVERALL	0- 4	0- 3	4- 3			
1- 6	0- 0	0- 0	HOME	0- 2	0- 2	1- 2			
3- 3	0- 1	0- 0	AWAY	0- 1	0- 1	3- 0			
0- 2	0- 0	0- 0	NEUTRAL	0- 1	0- 0	0- 1			
1- 8	0- 1	0- 0	NON-CONFERENCE	0- 3	0- 3	1- 1			
0- 3	0- 0	0- 0	HOME	0- 1	0- 2	0- 0			
1- 3	0- 1	0- 0	AWAY	0- 1	0- 1	1- 0			
0- 2	0- 0	0- 0	NEUTRAL	0- 1	0- 0	0- 1			
3- 3	0- 0	0- 0	CONFERENCE	0- 1	0- 0	3- 2			
1- 3	0- 0	0- 0	HOME	0- 1	0- 0	1- 2			
2- 0	0- 0	0- 0	AWAY	0- 0	0- 0	2- 0			
0- 0	0- 0	0- 0	NEUTRAL	0- 0	0- 0	0- 0			

RPI 1-25				RPI 26-50				RPI 51-100				RPI 101+ Team's RPI: 206			
RPI	S	Opponent	Score	RPI	S	Opponent	Score	RPI	S	Opponent	Score	RPI	S	Opponent	Score
22	A	Central Mich.	50 70					55	H	Seton Hall	37 89	107	H	Duquesne	74 76
								94	A	Stony Brook	40 59	121	A	Penn	42 74
								96	H	Rider	37 81	134	H	Massachusetts	51 65
								98	N	Washington	34 65	163	N	Towson	58 75
												198	A	Quinnipiac	75 71
												227	H	Niagara	57 63
												235	H	Fairfield	40 52
												252	A	Winthrop	68 61
												294	A	Monmouth	36 33
												342	H	Saint Peter's	69 59
LAST 10 Division I															
342	H	Saint Peter's	69 59	198	A	Quinnipiac	75 71	134	H	Massachusetts	51 65	55	H	Seton Hall	37 89
235	H	Fairfield	40 52	50	A	Central Mich.	50 70	163	N	Towson	58 75				
227	H	Niagara	57 63												
294	A	Monmouth	36 33												
96	H	Rider	37 81												

Non-Div I Games:

Iona

Average RPI Win:	102	WON-LOST	WINNING	LAST 10	STRENGTH OF	OPP. STRENGTH	TEAM	ADJ.	CONF.	ADJ CONF.
Average RPI Loss:	70	RECORD	PCT. RANK	GAMES	SCHEDULE	OF SCHEDULE	RPI	RPI	RPI	RPI
DIV. I ONLY	16- 3	20	9-1	5	36	4	4	2	2	
DIV. I NON-CONF.	9- 2	38	2-0	23	123	14	14	2	2	
TOTALS	RPI 1-25	RPI 26-50	W-L RECORDS	RPI 51-100	RPI 101-150	RPI 150+				
16- 3	4- 0	2- 0	OVERALL	2- 3	3- 0	5- 0				
10- 0	3- 0	2- 0	HOME	0- 0	1- 0	4- 0				
4- 2	1- 0	0- 0	AWAY	2- 2	1- 0	0- 0				
2- 1	0- 0	0- 0	NEUTRAL	0- 1	1- 0	1- 0				
9- 2	1- 0	1- 0	NON-CONFERENCE	1- 2	1- 0	5- 0				
6- 0	1- 0	1- 0	HOME	0- 0	0- 0	4- 0				
1- 1	0- 0	0- 0	AWAY	1- 1	0- 0	0- 0				
2- 1	0- 0	0- 0	NEUTRAL	0- 1	1- 0	1- 0				
7- 1	3- 0	1- 0	CONFERENCE	1- 1	2- 0	0- 0				
4- 0	2- 0	1- 0	HOME	0- 0	1- 0	0- 0				
3- 1	1- 0	0- 0	AWAY	1- 1	1- 0	0- 0				
0- 0	0- 0	0- 0	NEUTRAL	0- 0	0- 0	0- 0				

RPI	S	Opponent	Score	RPI	S	Opponent	Score	RPI	S	Opponent	Score	RPI	S	Opponent	Score
14	H	Indiana	91 85	28	H	Ohio St.	77 68	52	A	UNI	66 88	114	N	Cincinnati	69 61
15	A	Northwestern	77 51	31	H	Drake	79 67	60	A	Nebraska	69 78	117	A	Wisconsin	85 78
17	H	Maryland	66 61					64	A	Iowa St.	75 69	144	H	Illinois	108 72
21	H	Princeton	77 75					70	A	Minnesota	76 75	161	H	North Ala.	86 81
								98	N	Washington	63 70	163	N	Towson	100 72
												176	H	Fla. Atlantic	85 53
												179	H	Clemson	74 60
												312	H	N.C. Central	102 50
LAST 10 Division I															
28	H	Ohio St.	77 68	15	A	Northwestern	77 51	144	H	Illinois	108 72	60	A	Nebraska	69 78
117	A	Wisconsin	85 78	31	H	Drake	79 67	52	A	UNI	66 88	161	H	North Ala.	86 81
70	A	Minnesota	76 75	144	H	Illinois	108 72	70	A	Minnesota	76 75	163	N	Towson	100 72
14	H	Indiana	91 85	31	H	Drake	79 67	98	N	Washington	63 70	176	H	Fla. Atlantic	85 53
17	H	Maryland	66 61	312	H	N.C. Central	102 50					179	H	Clemson	74 60

Non-Div I Games:

Iowa

Average RPI Win:	167	WON-LOST	WINNING	LAST 10	STRENGTH OF	OPP. STRENGTH	TEAM	ADJ.	CONF.	ADJ CONF.
Average RPI Loss:	32	RECORD	PCT. RANK	GAMES	SCHEDULE	OF SCHEDULE	RPI	RPI	RPI	RPI
DIV. I ONLY	11- 6	91	5-5	58	49	64	64	3	3	
DIV. I NON-CONF.	8- 3	68	2-2	128	78	83	83	4	4	
TOTALS	RPI 1-25	RPI 26-50	W-L RECORDS	RPI 51-100	RPI 101-150	RPI 150+				
11- 6	0- 2	1- 3	OVERALL	2- 1	2- 0	6- 0				
7- 4	0- 2	0- 1	HOME	1- 1	2- 0	4- 0				
4- 2	0- 0	1- 2	AWAY	1- 0	0- 0	2- 0				
0- 0	0- 0	0- 0	NEUTRAL	0- 0	0- 0	0- 0				
8- 3	0- 1	0- 1	NON-CONFERENCE	2- 1	2- 0	4- 0				
6- 2	0- 1	0- 0	HOME	1- 1	2- 0	3- 0				
2- 1	0- 0	0- 1	AWAY	1- 0	0- 0	1- 0				
0- 0	0- 0	0- 0	NEUTRAL	0- 0	0- 0	0- 0				
3- 3	0- 1	1- 2	CONFERENCE	0- 0	0- 0	2- 0				
1- 2	0- 1	0- 1	HOME	0- 0	0- 0	1- 0				
2- 1	0- 0	1- 1	AWAY	0- 0	0- 0	1- 0				
0- 0	0- 0	0- 0	NEUTRAL	0- 0	0- 0	0- 0				

RPI 1-25				RPI 26-50				RPI 51-100 Team's RPI: 64				RPI 101+			
RPI	S	Opponent	Score	RPI	S	Opponent	Score	RPI	S	Opponent	Score	RPI	S	Opponent	Score
4	H	Iowa	69 75	31	A	Drake	81 86	52	H	UNI	63 71	139	H	New Orleans	71 53
25	H	TCU	74 77	33	A	Oklahoma	72 81	69	A	Alabama	75 66	143	H	Wright St.	79 71
				35	A	Oklahoma St.	64 63	95	H	Texas Southern	79 59	161	H	North Ala.	80 72
				44	H	Texas	75 81					168	A	Texas Tech	96 66
												178	H	Kansas St.	73 59
												246	H	Southern U.	69 36
												291	A	North Dakota St.	86 58
												307	H	Ark.-Pine Bluff	90 40
LAST 10 Division I															
178	H	Kansas St.	73 59	168	A	Texas Tech	96 66	161	H	North Ala.	80 72	52	H	UNI	63 71
35	A	Oklahoma St.	64 63	143	H	Wright St.	79 71	4	H	Iowa	69 75				
25	H	TCU	74 77												
33	A	Oklahoma	72 81												
44	H	Texas	75 81												

Non-Div I Games:

Iowa St.

Average RPI Win:	250	WON-LOST	WINNING	LAST 10	STRENGTH OF	OPP. STRENGTH	TEAM	ADJ.	CONF.	ADJ CONF.
Average RPI Loss:	103	RECORD	PCT. RANK	GAMES	SCHEDULE	OF SCHEDULE	RPI	RPI	RPI	RPI
DIV. I ONLY	8- 8	175	7-3	201	167	162	162	31	31	
DIV. I NON-CONF.	2- 8	295	1-3	74	58	203	203	28	28	
TOTALS	RPI 1-25	RPI 26-50	W-L RECORDS	RPI 51-100	RPI 101-150	RPI 150+				
8- 8	0- 2	0- 0	OVERALL	1- 3	1- 1	6- 2				
5- 1	0- 1	0- 0	HOME	1- 0	1- 0	3- 0				
3- 7	0- 1	0- 0	AWAY	0- 3	0- 1	3- 2				
0- 0	0- 0	0- 0	NEUTRAL	0- 0	0- 0	0- 0				
2- 8	0- 2	0- 0	NON-CONFERENCE	0- 3	1- 1	1- 2				
1- 1	0- 1	0- 0	HOME	0- 0	1- 0	0- 0				
1- 7	0- 1	0- 0	AWAY	0- 3	0- 1	1- 2				
0- 0	0- 0	0- 0	NEUTRAL	0- 0	0- 0	0- 0				
6- 0	0- 0	0- 0	CONFERENCE	1- 0	0- 0	5- 0				
4- 0	0- 0	0- 0	HOME	1- 0	0- 0	3- 0				
2- 0	0- 0	0- 0	AWAY	0- 0	0- 0	2- 0				
0- 0	0- 0	0- 0	NEUTRAL	0- 0	0- 0	0- 0				

RPI 1-25				RPI 26-50				RPI 51-100				RPI 101+ Team's RPI: 162			
RPI	S	Opponent	Score	RPI	S	Opponent	Score	RPI	S	Opponent	Score	RPI	S	Opponent	Score
12	H	Mississippi St.	53 92					56	A	Miami (FL)	68 83	128	A	Tulane	46 82
14	A	Indiana	51 91					61	A	Bradley	69 78	129	H	Louisiana	65 54
								95	H	Texas Southern	81 79	212	A	Central Ark.	54 57
								97	A	Illinois St.	55 77	245	A	Southeastern La.	59 63
												246	A	Southern U.	72 51
												274	H	Alabama A&M	67 53
												300	H	Prairie View	53 49
												309	H	Alabama St.	94 62
												311	A	Alcorn	83 67
												337	A	Northwestern St.	66 49
LAST 10 Division I															
300	H	Prairie View	53 49	309	H	Alabama St.	94 62								
95	H	Texas Southern	81 79	129	H	Louisiana	65 54								
246	A	Southern U.	72 51	97	A	Illinois St.	55 77								
311	A	Alcorn	83 67	61	A	Bradley	69 78								
274	H	Alabama A&M	67 53	245	A	Southeastern La.	59 63								

Non-Div I Games:

Jackson St.

■ Loss,
 ■ Non-Conf,
 ■ S Site,
 ■ H Home
 ■ A Away
 N Neutral

Jacksonville

Through Games Of Jan. 24, 2020

Average RPI Win:	310	WON-LOST	WINNING	LAST 10	STRENGTH OF	OPP. STRENGTH	TEAM	ADJ.	CONF.	ADJ CONF.
Average RPI Loss:	106	RECORD	PCT. RANK	GAMES	SCHEDULE	OF SCHEDULE	RPI	RPI	RPI	RPI
DIV. I ONLY	8- 8	175	6-4	288	243	239	239	16	16	
DIV. I NON-CONF.	6- 5	151	4-1	296	291	219	219	16	16	
TOTALS	RPI 1-25	RPI 26-50	W-L RECORDS	RPI 51-100	RPI 101-150	RPI 150+				
8- 8	0- 1	0- 1	OVERALL	0- 2	0- 1	8- 3				
5- 3	0- 0	0- 0	HOME	0- 1	0- 0	5- 2				
3- 5	0- 1	0- 1	AWAY	0- 1	0- 1	3- 1				
0- 0	0- 0	0- 0	NEUTRAL	0- 0	0- 0	0- 0				
6- 5	0- 1	0- 1	NON-CONFERENCE	0- 1	0- 0	6- 2				
3- 2	0- 0	0- 0	HOME	0- 0	0- 0	3- 2				
3- 3	0- 1	0- 1	AWAY	0- 1	0- 0	3- 0				
0- 0	0- 0	0- 0	NEUTRAL	0- 0	0- 0	0- 0				
2- 3	0- 0	0- 0	CONFERENCE	0- 1	0- 1	2- 1				
2- 1	0- 0	0- 0	HOME	0- 1	0- 0	2- 0				
0- 2	0- 0	0- 0	AWAY	0- 0	0- 1	0- 1				
0- 0	0- 0	0- 0	NEUTRAL	0- 0	0- 0	0- 0				

RPI 1-25				RPI 26-50				RPI 51-100				RPI 101+ Team's RPI: 239			
RPI	S	Opponent	Score	RPI	S	Opponent	Score	RPI	S	Opponent	Score	RPI	S	Opponent	Score
18	A	Florida St.	41 75	42	A	Colorado	44 66	80	H	North Florida	64 70	108	A	Liberty	76 85
								81	A	South Fla.	39 70	161	A	North Ala.	65 76
												174	H	Norfolk St.	64 71
												181	H	Bethune-Cookman	52 53
												238	H	Stetson	57 52
												293	H	Nicholls St.	72 55
												298	A	Jacksonville St.	55 40
												301	H	FIU	77 52
												329	A	Mercer	87 83
												335	H	NJIT	88 67
												336	H	USC Upstate	87 43
												350	A	Florida A&M	88 54
LAST 10 Division I															
				80	H	North Florida	64 70	329	A	Mercer	87 83				
				238	H	Stetson	57 52	298	A	Jacksonville St.	55 40				
				335	H	NJIT	88 67	350	A	Florida A&M	88 54				
				108	A	Liberty	76 85	301	H	FIU	77 52				
				161	A	North Ala.	65 76	181	H	Bethune-Cookman	52 53				

Non-Div I Games: Thomas (GA) 94 36 Johnson (FL) 114 35

Jacksonville

Loss, Non-Conf, S Site, H Home A Away N Neutral

Jacksonville St.

Through Games Of Jan. 24, 2020

Average RPI Win:	281	WON-LOST	WINNING	LAST 10	STRENGTH OF	OPP. STRENGTH	TEAM	ADJ.	CONF.	ADJ CONF.
Average RPI Loss:	198	RECORD	PCT. RANK	GAMES	SCHEDULE	OF SCHEDULE	RPI	RPI	RPI	RPI
DIV. I ONLY	6- 10	240	4-6	318	309	298	298	20	20	
DIV. I NON-CONF.	2- 7	288	0-3	313	277	337	337	23	23	
TOTALS	RPI 1-25	RPI 26-50	W-L RECORDS	RPI 51-100	RPI 101-150	RPI 150+				
6- 10	0- 0	0- 0	OVERALL	0- 2	0- 1	6- 7				
4- 2	0- 0	0- 0	HOME	0- 0	0- 0	4- 2				
2- 6	0- 0	0- 0	AWAY	0- 2	0- 1	2- 3				
0- 2	0- 0	0- 0	NEUTRAL	0- 0	0- 0	0- 2				
2- 7	0- 0	0- 0	NON-CONFERENCE	0- 2	0- 1	2- 4				
2- 1	0- 0	0- 0	HOME	0- 0	0- 0	2- 1				
0- 4	0- 0	0- 0	AWAY	0- 2	0- 1	0- 1				
0- 2	0- 0	0- 0	NEUTRAL	0- 0	0- 0	0- 2				
4- 3	0- 0	0- 0	CONFERENCE	0- 0	0- 0	4- 3				
2- 1	0- 0	0- 0	HOME	0- 0	0- 0	2- 1				
2- 2	0- 0	0- 0	AWAY	0- 0	0- 0	2- 2				
0- 0	0- 0	0- 0	NEUTRAL	0- 0	0- 0	0- 0				

RPI 1-25			RPI 26-50			RPI 51-100			RPI 101+			Team's RPI: 298
RPI	S	Opponent	Score	RPI	S	Opponent	Score	RPI	S	Opponent	Score	
						66 A Vanderbilt	66 88	145 A Auburn		53 62		
						68 A Troy	64 94	172 H Austin Peay		57 63		
								215 H Murray St.		68 51		
								221 N Northern Ky.		63 66		
								230 A Eastern Ill.		52 55		
								239 H Jacksonville		40 55		
								251 H Lipscomb		65 63		
								260 A Morehead St.		48 67		
								268 N Oakland		55 61		
								272 A Eastern Ky.		43 33		
								272 H Eastern Ky.		68 54		
								309 A Alabama St.		63 68		
								327 A SIUE		53 44		
								350 H Florida A&M		72 67		
LAST 10 Division I												
272 H		Eastern Ky.	68 54	272 A		Eastern Ky.	43 33					
327 A		SIUE	53 44	260 A		Morehead St.	48 67					
230 A		Eastern Ill.	52 55	145 A		Auburn	53 62					
172 H		Austin Peay	57 63	239 H		Jacksonville	40 55					
215 H		Murray St.	68 51	268 N		Oakland	55 61					

Non-Div I Games: Clark Atlanta 75 46 Fort Valley St. 87 65

Jacksonville St.

Loss, Non-Conf, S Site, H Home A Away N Neutral

Average RPI Win:	175	WON-LOST	WINNING	LAST 10	STRENGTH OF	OPP. STRENGTH	TEAM	ADJ.	CONF.	ADJ CONF.
Average RPI Loss:	71	RECORD	PCT. RANK	GAMES	SCHEDULE	OF SCHEDULE	RPI	RPI	RPI	RPI
DIV. I ONLY	14- 3	29	9-1	172	66	45	45	14	14	
DIV. I NON-CONF.	9- 2	38	4-0	141	8	40	40	14	14	
TOTALS	RPI 1-25	RPI 26-50	W-L RECORDS	RPI 51-100	RPI 101-150	RPI 150+				
14- 3	0- 1	1- 1	OVERALL	2- 0	3- 0	8- 1				
8- 1	0- 1	1- 0	HOME	0- 0	3- 0	4- 0				
5- 2	0- 0	0- 1	AWAY	1- 0	0- 0	4- 1				
1- 0	0- 0	0- 0	NEUTRAL	1- 0	0- 0	0- 0				
9- 2	0- 1	1- 1	NON-CONFERENCE	2- 0	2- 0	4- 0				
5- 1	0- 1	1- 0	HOME	0- 0	2- 0	2- 0				
3- 1	0- 0	0- 1	AWAY	1- 0	0- 0	2- 0				
1- 0	0- 0	0- 0	NEUTRAL	1- 0	0- 0	0- 0				
5- 1	0- 0	0- 0	CONFERENCE	0- 0	1- 0	4- 1				
3- 0	0- 0	0- 0	HOME	0- 0	1- 0	2- 0				
2- 1	0- 0	0- 0	AWAY	0- 0	0- 0	2- 1				
0- 0	0- 0	0- 0	NEUTRAL	0- 0	0- 0	0- 0				

RPI 1-25				RPI 26-50				Team's RPI: 45				RPI 51-100				RPI 101+			
RPI	S	Opponent	Score	RPI	S	Opponent	Score	RPI	S	Opponent	Score	RPI	S	Opponent	Score	RPI	S	Opponent	Score
17	H	Maryland	68 70	34	A	Virginia	49 55	61	N	UCF	46 43	108	H	Liberty	76 53				
				49	H	St. John's (NY)	76 73	84	A	Villanova	56 52	122	H	Elon	61 48				
												135	H	Robert Morris	59 32				
												152	A	George Washington	69 50				
												157	H	William & Mary	84 70				
												163	A	Towson	75 76				
												236	A	Georgetown	66 59				
												244	A	UNCW	66 58				
												249	A	Col. of Charleston	87 53				
												263	H	Delaware St.	83 64				
												288	H	Longwood	93 53				
												305	H	Hofstra	92 50				
LAST 10 Division I																			
305	H	Hofstra	92 50	157	H	William & Mary	84 70												
249	A	Col. of Charleston	87 53	135	H	Robert Morris	59 32												
244	A	UNCW	66 58	152	A	George Washington	69 50												
163	A	Towson	75 76	263	H	Delaware St.	83 64												
122	H	Elon	61 48	61	N	UCF	46 43												

Non-Div I Games:

James Madison

■ Loss,
■ Non-Conf, S Site,
■ Home
■ Away
N Neutral

Kansas

Through Games Of Jan. 24, 2020

Average RPI Win:	217	WON-LOST	WINNING	LAST 10	STRENGTH OF	OPP. STRENGTH	TEAM	ADJ.	CONF.	ADJ CONF.
Average RPI Loss:	31	RECORD	PCT. RANK	GAMES	SCHEDULE	OF SCHEDULE	RPI	RPI	RPI	RPI
DIV. I ONLY	12- 5	62	5-5	96	111	74	74	3	3	
DIV. I NON-CONF.	11- 0	1	4-0	299	234	60	60	4	4	
TOTALS	RPI 1-25	RPI 26-50	W-L RECORDS	RPI 51-100	RPI 101-150	RPI 150+				
12- 5	0- 2	0- 3	OVERALL	0- 0	3- 0	9- 0				
9- 2	0- 1	0- 1	HOME	0- 0	1- 0	8- 0				
2- 3	0- 1	0- 2	AWAY	0- 0	1- 0	1- 0				
1- 0	0- 0	0- 0	NEUTRAL	0- 0	1- 0	0- 0				
11- 0	0- 0	0- 0	NON-CONFERENCE	0- 0	3- 0	8- 0				
8- 0	0- 0	0- 0	HOME	0- 0	1- 0	7- 0				
2- 0	0- 0	0- 0	AWAY	0- 0	1- 0	1- 0				
1- 0	0- 0	0- 0	NEUTRAL	0- 0	1- 0	0- 0				
1- 5	0- 2	0- 3	CONFERENCE	0- 0	0- 0	1- 0				
1- 2	0- 1	0- 1	HOME	0- 0	0- 0	1- 0				
0- 3	0- 1	0- 2	AWAY	0- 0	0- 0	0- 0				
0- 0	0- 0	0- 0	NEUTRAL	0- 0	0- 0	0- 0				

RPI S	Opponent	Score	RPI S	Opponent	Score	RPI S	Opponent	Score	RPI S	Opponent	Score
11	H Baylor	47 90	35	A Oklahoma St.	49 67				109	A Saint Louis	68 60
25	A TCU	59 73	39	H West Virginia	49 68				138	H Florida	76 66
			44	A Texas	77 85				143	N Wright St.	74 63
									168	H Texas Tech	67 50
									169	H Saint Mary's (CA)	86 81
									176	A Fla. Atlantic	90 60
									234	H UMass Lowell	79 44
									262	H Indiana St.	84 72
									284	H Texas St.	68 48
									285	H Omaha	63 48
									299	H Wofford	83 64
									341	H UIC	91 50
LAST 10 Division I											
44	A Texas	77 85	35	A Oklahoma St.	49 67						
168	H Texas Tech	67 50	299	H Wofford	83 64						
11	H Baylor	47 90	109	A Saint Louis	68 60						
25	A TCU	59 73	169	H Saint Mary's (CA)	86 81						
39	H West Virginia	49 68	138	H Florida	76 66						

Non-Div I Games:

Kansas

Loss, Non-Conf, S Site, H Home A Away N Neutral

Average RPI Win:	275	WON-LOST	WINNING	LAST 10	STRENGTH OF	OPP. STRENGTH	TEAM	ADJ.	CONF.	ADJ CONF.
Average RPI Loss:	66	RECORD	PCT. RANK	GAMES	SCHEDULE	OF SCHEDULE	RPI	RPI	RPI	RPI
DIV. I ONLY	7- 9	208	4-6	84	130	178	178	3	3	
DIV. I NON-CONF.	6- 5	151	3-2	213	236	192	192	4	4	
TOTALS	RPI 1-25	RPI 26-50	W-L RECORDS	RPI 51-100	RPI 101-150	RPI 150+				
7- 9	0- 1	0- 4	OVERALL	0- 2	0- 1	7- 1				
5- 4	0- 0	0- 3	HOME	0- 0	0- 1	5- 0				
2- 3	0- 1	0- 1	AWAY	0- 1	0- 0	2- 0				
0- 2	0- 0	0- 0	NEUTRAL	0- 1	0- 0	0- 1				
6- 5	0- 1	0- 1	NON-CONFERENCE	0- 1	0- 1	6- 1				
5- 1	0- 0	0- 0	HOME	0- 0	0- 1	5- 0				
1- 2	0- 1	0- 1	AWAY	0- 0	0- 0	1- 0				
0- 2	0- 0	0- 0	NEUTRAL	0- 1	0- 0	0- 1				
1- 4	0- 0	0- 3	CONFERENCE	0- 1	0- 0	1- 0				
0- 3	0- 0	0- 3	HOME	0- 0	0- 0	0- 0				
1- 1	0- 0	0- 0	AWAY	0- 1	0- 0	1- 0				
0- 0	0- 0	0- 0	NEUTRAL	0- 0	0- 0	0- 0				

RPI	S	Opponent	Score	RPI	S	Opponent	Score	RPI	S	Opponent	Score	RPI	S	Opponent	Score	Team's RPI: 178
6	A	Oregon	51 89	35	H	Oklahoma St.	63 70	64	A	Iowa St.	59 73	105	H	UT Arlington	53 57	
				39	H	West Virginia	63 74	91	N	Michigan St.	60 65	164	N	Memphis	68 72	
				44	H	Texas	63 71					168	A	Texas Tech	76 72	
				48	A	Arkansas	72 81					231	A	UMKC	74 67	
												258	H	Oral Roberts	109 69	
												285	H	Omaha	73 48	
												314	H	Incarnate Word	85 41	
												328	H	UTRGV	79 66	
												341	H	UIC	84 40	
LAST 10 Division I																
				64	A	Iowa St.	59 73	328	H	UTRGV	79 66					
				44	H	Texas	63 71	6	A	Oregon	51 89					
				35	H	Oklahoma St.	63 70	231	A	UMKC	74 67					
				168	A	Texas Tech	76 72	48	A	Arkansas	72 81					
				39	H	West Virginia	63 74	314	H	Incarnate Word	85 41					

Non-Div I Games:

Kansas St.

Kennesaw St.

Through Games Of Jan. 24, 2020

Average RPI Win:	278	WON-LOST	WINNING	LAST 10	STRENGTH OF	OPP. STRENGTH	TEAM	ADJ.	CONF.	ADJ CONF.
Average RPI Loss:	121	RECORD	PCT. RANK	GAMES	SCHEDULE	OF SCHEDULE	RPI	RPI	RPI	RPI
DIV. I ONLY	7- 8	197	3-7	303	141	223	223	16	16	
DIV. I NON-CONF.	5- 5	164	1-4	282	199	198	198	16	16	
TOTALS	RPI 1-25	RPI 26-50	W-L RECORDS	RPI 51-100	RPI 101-150	RPI 150+				
7- 8	0- 0	0- 2	OVERALL	0- 2	0- 2	7- 2				
2- 3	0- 0	0- 1	HOME	0- 1	0- 0	2- 1				
4- 5	0- 0	0- 1	AWAY	0- 1	0- 2	4- 1				
1- 0	0- 0	0- 0	NEUTRAL	0- 0	0- 0	1- 0				
5- 5	0- 0	0- 1	NON-CONFERENCE	0- 1	0- 2	5- 1				
2- 1	0- 0	0- 1	HOME	0- 0	0- 0	2- 0				
2- 4	0- 0	0- 0	AWAY	0- 1	0- 2	2- 1				
1- 0	0- 0	0- 0	NEUTRAL	0- 0	0- 0	1- 0				
2- 3	0- 0	0- 1	CONFERENCE	0- 1	0- 0	2- 1				
0- 2	0- 0	0- 0	HOME	0- 1	0- 0	0- 1				
2- 1	0- 0	0- 1	AWAY	0- 0	0- 0	2- 0				
0- 0	0- 0	0- 0	NEUTRAL	0- 0	0- 0	0- 0				

RPI S	Opponent	Score	RPI S	Opponent	Score	RPI S	Opponent	Score	RPI S	Opponent	Score	Team's RPI: 223
29	A FGCU	63 80	46	H Georgia Tech	47 63	67	A Georgia	65 80	107	A Duquesne	72 75	
						80	H North Florida	55 64	136	A Campbell	51 63	
									167	H Samford	60 55	
									238	H Stetson	61 67	
									244	A UNCW	58 56	
									251	A Lipscomb	74 66	
									264	A Navy	62 82	
									297	A Ga. Southern	95 69	
									323	N UMBC	59 44	
									329	H Mercer	92 64	
									335	A NJIT	77 64	
LAST 10 Division I												
29	A FGCU	63 80	107	A Duquesne	72 75							
335	A NJIT	77 64	46	H Georgia Tech	47 63							
251	A Lipscomb	74 66	323	N UMBC	59 44							
80	H North Florida	55 64	264	A Navy	62 82							
238	H Stetson	61 67	136	A Campbell	51 63							

Non-Div I Games: Middle Ga. St. 88 49

Kennesaw St.

Loss, Non-Conf, S Site, H Home A Away N Neutral

Average RPI Win:	207	WON-LOST	WINNING	LAST 10	STRENGTH OF	OPP. STRENGTH	TEAM	ADJ.	CONF.	ADJ CONF.
Average RPI Loss:	70	RECORD	PCT. RANK	GAMES	SCHEDULE	OF SCHEDULE	RPI	RPI	RPI	RPI
DIV. I ONLY	9- 6	114	6-4	155	93	110	110	10	10	
DIV. I NON-CONF.	6- 4	123	3-2	132	84	105	105	10	10	
TOTALS	RPI 1-25	RPI 26-50	W-L RECORDS	RPI 51-100	RPI 101-150	RPI 150+				
9- 6	0- 1	0- 1	OVERALL	0- 3	3- 0	6- 1				
3- 2	0- 0	0- 1	HOME	0- 0	2- 0	1- 1				
4- 2	0- 1	0- 0	AWAY	0- 1	1- 0	3- 0				
2- 2	0- 0	0- 0	NEUTRAL	0- 2	0- 0	2- 0				
6- 4	0- 1	0- 1	NON-CONFERENCE	0- 2	2- 0	4- 0				
2- 1	0- 0	0- 1	HOME	0- 0	1- 0	1- 0				
2- 1	0- 1	0- 0	AWAY	0- 0	1- 0	1- 0				
2- 2	0- 0	0- 0	NEUTRAL	0- 2	0- 0	2- 0				
3- 2	0- 0	0- 0	CONFERENCE	0- 1	1- 0	2- 1				
1- 1	0- 0	0- 0	HOME	0- 0	1- 0	0- 1				
2- 1	0- 0	0- 0	AWAY	0- 1	0- 0	2- 0				
0- 0	0- 0	0- 0	NEUTRAL	0- 0	0- 0	0- 0				

RPI 1-25				RPI 26-50				RPI 51-100				RPI 101+ Team's RPI: 110			
RPI	S	Opponent	Score	RPI	S	Opponent	Score	RPI	S	Opponent	Score	RPI	S	Opponent	Score
24	A	Purdue	64 77	28	H	Ohio St.	65 75	54	N	Michigan	53 88	107	A	Duquesne	77 75
								65	A	Ball St.	62 66	135	H	Robert Morris	82 81
								68	N	Troy	64 71	137	H	Western Mich.	75 63
												180	H	Eastern Mich.	69 74
												185	A	Youngstown St.	82 73
												193	A	Northern Ill.	79 71
												194	A	Miami (OH)	78 75
												292	H	St. Bonaventure	81 58
												297	N	Ga. Southern	62 48
												325	N	Purdue Fort Wayne	75 67
LAST 10 Division I															
194	A	Miami (OH)	78 75	68	N	Troy	64 71	297	N	Ga. Southern	62 48				
193	A	Northern Ill.	79 71	24	A	Purdue	64 77	292	H	St. Bonaventure	81 58				
137	H	Western Mich.	75 63	135	H	Robert Morris	82 81								
180	H	Eastern Mich.	69 74												
65	A	Ball St.	62 66												

Non-Div I Games: Hiram

92 36

Kent St.

Kentucky

Through Games Of Jan. 24, 2020

Average RPI Win:	147	WON-LOST	WINNING	LAST 10	STRENGTH OF	OPP. STRENGTH	TEAM	ADJ.	CONF.	ADJ CONF.
Average RPI Loss:	9	RECORD	PCT. RANK	GAMES	SCHEDULE	OF SCHEDULE	RPI	RPI	RPI	RPI
DIV. I ONLY	15- 3	25	7-3	44	39	20	20	4	4	
DIV. I NON-CONF.	11- 1	13	3-1	188	42	46	46	5	5	
TOTALS	RPI 1-25	RPI 26-50	W-L RECORDS	RPI 51-100	RPI 101-150	RPI 150+				
15- 3	1- 3	1- 0	OVERALL	4- 0	2- 0	7- 0				
10- 1	1- 1	0- 0	HOME	2- 0	0- 0	7- 0				
5- 2	0- 2	1- 0	AWAY	2- 0	2- 0	0- 0				
0- 0	0- 0	0- 0	NEUTRAL	0- 0	0- 0	0- 0				
11- 1	0- 1	1- 0	NON-CONFERENCE	2- 0	1- 0	7- 0				
8- 1	0- 1	0- 0	HOME	1- 0	0- 0	7- 0				
3- 0	0- 0	1- 0	AWAY	1- 0	1- 0	0- 0				
0- 0	0- 0	0- 0	NEUTRAL	0- 0	0- 0	0- 0				
4- 2	1- 2	0- 0	CONFERENCE	2- 0	1- 0	0- 0				
2- 0	1- 0	0- 0	HOME	1- 0	0- 0	0- 0				
2- 2	0- 2	0- 0	AWAY	1- 0	1- 0	0- 0				
0- 0	0- 0	0- 0	NEUTRAL	0- 0	0- 0	0- 0				

RPI	S	Opponent	Score	RPI	S	Opponent	Score	RPI	S	Opponent	Score	RPI	S	Opponent	Score
1	A	South Carolina	72 99	34	A	Virginia	50 47	58	H	Tennessee	80 76	125	A	California	63 61
2	H	Louisville	66 67					59	A	Middle Tenn.	67 52	138	A	Florida	65 45
16	H	Texas A&M	76 54					69	A	Alabama	81 71	167	H	Samford	79 49
23	A	LSU	59 65					71	H	Charlotte	86 39	172	H	Austin Peay	81 52
												210	H	Mt. St. Mary's	67 44
												238	H	Stetson	67 48
												252	H	Winthrop	91 36
												260	H	Morehead St.	79 54
												338	H	Grambling	81 35
LAST 10 Division I															
23	A	LSU	59 65	1	A	South Carolina	72 99								
16	H	Texas A&M	76 54	125	A	California	63 61								
138	A	Florida	65 45	2	H	Louisville	66 67								
69	A	Alabama	81 71	252	H	Winthrop	91 36								
58	H	Tennessee	80 76	167	H	Samford	79 49								

Non-Div I Games:

Kentucky

■ Loss,
 ■ Non-Conf, S Site,
 ■ Home
 ■ Away
 N Neutral

LIU Brooklyn

Through Games Of Jan. 24, 2020

Average RPI Win:	330	WON-LOST	WINNING	LAST 10	STRENGTH OF	OPP. STRENGTH	TEAM	ADJ.	CONF.	ADJ CONF.
Average RPI Loss:	245	RECORD	PCT. RANK	GAMES	SCHEDULE	OF SCHEDULE	RPI	RPI	RPI	RPI
DIV. I ONLY	3- 14	317	2-8	326	350	348	348	29	29	
DIV. I NON-CONF.	1- 10	329	0-4	256	351	342	342	30	30	
TOTALS	RPI 1-25	RPI 26-50	W-L RECORDS	RPI 51-100	RPI 101-150	RPI 150+				
3- 14	0- 0	0- 0	OVERALL	0- 1	0- 1	3- 12				
3- 6	0- 0	0- 0	HOME	0- 1	0- 0	3- 5				
0- 8	0- 0	0- 0	AWAY	0- 0	0- 1	0- 7				
0- 0	0- 0	0- 0	NEUTRAL	0- 0	0- 0	0- 0				
1- 10	0- 0	0- 0	NON-CONFERENCE	0- 1	0- 1	1- 8				
1- 6	0- 0	0- 0	HOME	0- 1	0- 0	1- 5				
0- 4	0- 0	0- 0	AWAY	0- 0	0- 1	0- 3				
0- 0	0- 0	0- 0	NEUTRAL	0- 0	0- 0	0- 0				
2- 4	0- 0	0- 0	CONFERENCE	0- 0	0- 0	2- 4				
2- 0	0- 0	0- 0	HOME	0- 0	0- 0	2- 0				
0- 4	0- 0	0- 0	AWAY	0- 0	0- 0	0- 4				
0- 0	0- 0	0- 0	NEUTRAL	0- 0	0- 0	0- 0				

RPI 1-25				RPI 26-50				RPI 51-100				RPI 101+				Team's RPI: 348		
RPI	S	Opponent	Score	RPI	S	Opponent	Score	RPI	S	Opponent	Score	RPI	S	Opponent	Score			
								94	H	Stony Brook	49	80	140	A	Rhode Island	56	79	
														183	H	Cleveland St.	49	79
														210	A	Mt. St. Mary's	57	75
														225	A	Lafayette	60	65
														234	A	UMass Lowell	56	65
														235	H	Fairfield	51	53
														276	A	Wagner	61	63
														277	H	Vermont	62	73
														281	A	Army West Point	60	67
														305	H	Hofstra	85	46
														306	A	St. Francis Brooklyn	63	88
														312	H	N.C. Central	59	61
														321	A	Bryant	53	57
														339	H	Fairleigh Dickinson	68	63
														342	H	Saint Peter's	74	89
														345	H	Central Conn. St.	63	61
LAST 10 Division I																		
				276	A	Wagner	61	63		210	A	Mt. St. Mary's	57	75				
				321	A	Bryant	53	57		312	H	N.C. Central	59	61				
				345	H	Central Conn. St.	63	61		277	H	Vermont	62	73				
				339	H	Fairleigh Dickinson	68	63		234	A	UMass Lowell	56	65				
				306	A	St. Francis Brooklyn	63	88		281	A	Army West Point	60	67				

Non-Div I Games:

LIU Brooklyn

Loss, Non-Conf, S Site, H Home A Away N Neutral

Average RPI Win: 216	WON-LOST	WINNING	LAST 10	STRENGTH OF	OPP. STRENGTH	TEAM	ADJ.	CONF.	ADJ CONF.
Average RPI Loss: 149	RECORD	PCT. RANK	GAMES	SCHEDULE	OF SCHEDULE	RPI	RPI	RPI	RPI
DIV. I ONLY	6- 14	273	4-6	197	124	259	259	11	11
DIV. I NON-CONF.	3- 9	279	1-1	208	178	283	283	11	11
TOTALS	RPI 1-25	RPI 26-50	W-L RECORDS	RPI 51-100	RPI 101-150	RPI 150+			
6- 14	0- 1	0- 1	OVERALL	0- 2	0- 4	6- 6			
3- 6	0- 0	0- 1	HOME	0- 1	0- 1	3- 3			
3- 6	0- 1	0- 0	AWAY	0- 0	0- 2	3- 3			
0- 2	0- 0	0- 0	NEUTRAL	0- 1	0- 1	0- 0			
3- 9	0- 1	0- 1	NON-CONFERENCE	0- 1	0- 1	3- 5			
1- 4	0- 0	0- 1	HOME	0- 0	0- 0	1- 3			
2- 3	0- 1	0- 0	AWAY	0- 0	0- 0	2- 2			
0- 2	0- 0	0- 0	NEUTRAL	0- 1	0- 1	0- 0			
3- 5	0- 0	0- 0	CONFERENCE	0- 1	0- 3	3- 1			
2- 2	0- 0	0- 0	HOME	0- 1	0- 1	2- 0			
1- 3	0- 0	0- 0	AWAY	0- 0	0- 2	1- 1			
0- 0	0- 0	0- 0	NEUTRAL	0- 0	0- 0	0- 0			

RPI 1-25				RPI 26-50				RPI 51-100				RPI 101+ Team's RPI: 259			
RPI	S	Opponent	Score	RPI	S	Opponent	Score	RPI	S	Opponent	Score	RPI	S	Opponent	Score
8	A	UCLA	52 74	50	H	Yale	65 81	65	N	Ball St.	72 77	115	A	Pacific	67 76
								72	H	BYU	44 59	127	N	Providence	45 48
												130	A	Portland	49 74
												146	H	San Diego	59 67
												169	A	Saint Mary's (CA)	70 86
												173	H	Santa Clara	75 59
												184	A	New Mexico	73 72
												201	H	Hawaii	65 51
												205	A	Tulsa	56 75
												222	H	Cal St. Fullerton	74 79
												226	H	San Francisco	76 69
												236	H	Georgetown	53 64
												243	A	Pepperdine	84 77
												250	H	CSUN	54 56
												266	A	Long Beach St.	70 57
												290	A	UC Irvine	65 80
LAST 10 Division I															
130	A	Portland	49 74	115	A	Pacific	67 76								
243	A	Pepperdine	84 77	146	H	San Diego	59 67								
173	H	Santa Clara	75 59	72	H	BYU	44 59								
226	H	San Francisco	76 69	127	N	Providence	45 48								
169	A	Saint Mary's (CA)	70 86	184	A	New Mexico	73 72								

Non-Div I Games: Cal St. San B'dino 94 46

LMU (CA)

■ Loss,
 ■ Non-Conf,
 ■ S Site,
 ■ Home
 ■ A Away
 N Neutral

Average RPI Win:	147	WON-LOST	WINNING	LAST 10	STRENGTH OF	OPP. STRENGTH	TEAM	ADJ.	CONF.	ADJ CONF.
Average RPI Loss:	53	RECORD	PCT. RANK	GAMES	SCHEDULE	OF SCHEDULE	RPI	RPI	RPI	RPI
DIV. I ONLY	14- 4	38	7-3	52	25	23	23	4	4	
DIV. I NON-CONF.	10- 2	30	3-1	87	57	30	30	5	5	
TOTALS	RPI 1-25	RPI 26-50	W-L RECORDS	RPI 51-100	RPI 101-150	RPI 150+				
14- 4	2- 2	2- 1	OVERALL	2- 0	2- 1	6- 0				
8- 1	1- 1	1- 0	HOME	1- 0	1- 0	4- 0				
4- 3	1- 1	1- 1	AWAY	0- 0	1- 1	1- 0				
2- 0	0- 0	0- 0	NEUTRAL	1- 0	0- 0	1- 0				
10- 2	0- 1	2- 1	NON-CONFERENCE	1- 0	2- 0	5- 0				
5- 1	0- 1	1- 0	HOME	0- 0	1- 0	3- 0				
3- 1	0- 0	1- 1	AWAY	0- 0	1- 0	1- 0				
2- 0	0- 0	0- 0	NEUTRAL	1- 0	0- 0	1- 0				
4- 2	2- 1	0- 0	CONFERENCE	1- 0	0- 1	1- 0				
3- 0	1- 0	0- 0	HOME	1- 0	0- 0	1- 0				
1- 2	1- 1	0- 0	AWAY	0- 0	0- 1	0- 0				
0- 0	0- 0	0- 0	NEUTRAL	0- 0	0- 0	0- 0				

RPI	S	Opponent	Score	RPI	S	Opponent	Score	RPI	S	Opponent	Score	RPI	S	Opponent	Score
12	A	Mississippi St.	60 64	29	A	FGCU	74 63	69	H	Alabama	71 60	128	A	Tulane	59 54
16	A	Texas A&M	57 54	33	A	Oklahoma	68 90	91	N	Michigan St.	58 56	139	H	New Orleans	83 49
18	H	Florida St.	62 70	38	H	Rutgers	64 58					149	A	Missouri	65 69
20	H	Kentucky	65 59									164	N	Memphis	89 58
												189	A	Little Rock	65 50
												245	H	Southeastern La.	62 52
												280	H	Ole Miss	52 44
												293	H	Nicholls St.	63 32
												350	H	Florida A&M	73 45
LAST 10 Division I															
20	H	Kentucky	65 59	69	H	Alabama	71 60								
12	A	Mississippi St.	60 64	350	H	Florida A&M	73 45								
280	H	Ole Miss	52 44	29	A	FGCU	74 63								
16	A	Texas A&M	57 54	33	A	Oklahoma	68 90								
149	A	Missouri	65 69	293	H	Nicholls St.	63 32								

Non-Div I Games:

LSU

■ Loss,
■ Non-Conf,
■ S Site,
■ H Home
■ A Away
N Neutral

Average RPI Win:	243	WON-LOST	WINNING	LAST 10	STRENGTH OF	OPP. STRENGTH	TEAM	ADJ.	CONF.	ADJ CONF.
Average RPI Loss:	116	RECORD	PCT. RANK	GAMES	SCHEDULE	OF SCHEDULE	RPI	RPI	RPI	RPI
DIV. I ONLY	7- 12	247	1-9	129	193	208	208	12	12	
DIV. I NON-CONF.	6- 7	182	0-4	148	259	175	175	12	12	
TOTALS	RPI 1-25	RPI 26-50	W-L RECORDS	RPI 51-100	RPI 101-150	RPI 150+				
7- 12	0- 0	0- 1	OVERALL	0- 4	1- 6	6- 1				
3- 6	0- 0	0- 1	HOME	0- 2	1- 3	2- 0				
3- 6	0- 0	0- 0	AWAY	0- 2	0- 3	3- 1				
1- 0	0- 0	0- 0	NEUTRAL	0- 0	0- 0	1- 0				
6- 7	0- 0	0- 1	NON-CONFERENCE	0- 3	1- 2	5- 1				
2- 4	0- 0	0- 1	HOME	0- 1	1- 2	1- 0				
3- 3	0- 0	0- 0	AWAY	0- 2	0- 0	3- 1				
1- 0	0- 0	0- 0	NEUTRAL	0- 0	0- 0	1- 0				
1- 5	0- 0	0- 0	CONFERENCE	0- 1	0- 4	1- 0				
1- 2	0- 0	0- 0	HOME	0- 1	0- 1	1- 0				
0- 3	0- 0	0- 0	AWAY	0- 0	0- 3	0- 0				
0- 0	0- 0	0- 0	NEUTRAL	0- 0	0- 0	0- 0				

RPI S	Opponent	Score	RPI S	Opponent	Score	RPI S	Opponent	Score	RPI S	Opponent	Score	Team's RPI: 208
47	H Temple	69 72	82	A Drexel	31 69	107	A Duquesne	56 82				
			84	H Villanova	69 77	109	H Saint Louis	61 77				
			88	H Dayton	58 98	121	H Penn	49 65				
			96	A Rider	43 70	126	A Richmond	61 63				
						134	A Massachusetts	62 76				
						135	H Robert Morris	68 71				
						142	H Harvard	75 69				
						174	A Norfolk St.	55 52				
						188	A Penn St.	69 67				
						240	A Howard	78 62				
						264	A Navy	46 61				
						292	H St. Bonaventure	67 61				
						323	N UMBC	74 58				
						343	H Coppin St.	79 46				
LAST 10 Division I												
126	A Richmond	61 63	88	H Dayton	58 98							
292	H St. Bonaventure	67 61	47	H Temple	69 72							
134	A Massachusetts	62 76	84	H Villanova	69 77							
107	A Duquesne	56 82	82	A Drexel	31 69							
109	H Saint Louis	61 77	96	A Rider	43 70							

Non-Div I Games:

La Salle

■ Loss,
 ■ Non-Conf,
 ■ S Site,
 ■ H Home
 ■ A Away
 N Neutral

La.-Monroe

Through Games Of Jan. 24, 2020

Average RPI Win:	324	WON-LOST	WINNING	LAST 10	STRENGTH OF	OPP. STRENGTH	TEAM	ADJ.	CONF.	ADJ CONF.
Average RPI Loss:	228	RECORD	PCT. RANK	GAMES	SCHEDULE	OF SCHEDULE	RPI	RPI	RPI	RPI
DIV. I ONLY	3- 15	321	2-8	343	318	347	347	22	22	
DIV. I NON-CONF.	2- 9	304	1-2	346	341	351	351	21	21	
TOTALS	RPI 1-25	RPI 26-50	W-L RECORDS	RPI 51-100	RPI 101-150	RPI 150+				
3- 15	0- 0	0- 0	OVERALL	0- 1	0- 2	3- 12				
2- 5	0- 0	0- 0	HOME	0- 1	0- 0	2- 4				
1- 10	0- 0	0- 0	AWAY	0- 0	0- 2	1- 8				
0- 0	0- 0	0- 0	NEUTRAL	0- 0	0- 0	0- 0				
2- 9	0- 0	0- 0	NON-CONFERENCE	0- 0	0- 1	2- 8				
2- 3	0- 0	0- 0	HOME	0- 0	0- 0	2- 3				
0- 6	0- 0	0- 0	AWAY	0- 0	0- 1	0- 5				
0- 0	0- 0	0- 0	NEUTRAL	0- 0	0- 0	0- 0				
1- 6	0- 0	0- 0	CONFERENCE	0- 1	0- 1	1- 4				
0- 2	0- 0	0- 0	HOME	0- 1	0- 0	0- 1				
1- 4	0- 0	0- 0	AWAY	0- 0	0- 1	1- 3				
0- 0	0- 0	0- 0	NEUTRAL	0- 0	0- 0	0- 0				

RPI S	Opponent	Score	RPI S	Opponent	Score	RPI S	Opponent	Score	RPI S	Opponent	Score	Team's RPI: 347
						68	H Troy	65 72	105	A UT Arlington	34 72	
									141	A Tennessee Tech	68 75	
									168	A Texas Tech	38 83	
									189	H Little Rock	50 70	
									190	H Southern Miss.	42 57	
									228	A North Texas	51 63	
									245	H Southeastern La.	52 65	
									253	A South Alabama	63 72	
									280	A Ole Miss	42 66	
									284	A Texas St.	58 55	
									293	A Nicholls St.	59 74	
									297	A Ga. Southern	47 64	
									315	H Houston Baptist	65 72	
									317	A Georgia St.	52 68	
									324	A McNeese	69 72	
									337	H Northwestern St.	63 54	
									351	H Mississippi Val.	74 66	
LAST 10 Division I												
			189	H Little Rock	50 70		317	A Georgia St.	52 68			
			105	A UT Arlington	34 72		297	A Ga. Southern	47 64			
			284	A Texas St.	58 55		351	H Mississippi Val.	74 66			
			253	A South Alabama	63 72		168	A Texas Tech	38 83			
			68	H Troy	65 72		228	A North Texas	51 63			

Non-Div I Games:

La.-Monroe

■ Loss,
 ■ Non-Conf, S Site,
 ■ Home
 ■ Away
 N Neutral

Average RPI Win:	284	WON-LOST	WINNING	LAST 10	STRENGTH OF	OPP. STRENGTH	TEAM	ADJ.	CONF.	ADJ CONF.
Average RPI Loss:	142	RECORD	PCT. RANK	GAMES	SCHEDULE	OF SCHEDULE	RPI	RPI	RPI	RPI
DIV. I ONLY	8- 9	190	4-6	244	290	225	225	15	15	
DIV. I NON-CONF.	4- 6	212	0-3	278	335	293	293	15	15	
TOTALS	RPI 1-25	RPI 26-50	W-L RECORDS	RPI 51-100	RPI 101-150	RPI 150+				
8- 9	0- 0	0- 1	OVERALL	0- 3	0- 2	8- 3				
6- 2	0- 0	0- 0	HOME	0- 0	0- 1	6- 1				
2- 7	0- 0	0- 1	AWAY	0- 3	0- 1	2- 2				
0- 0	0- 0	0- 0	NEUTRAL	0- 0	0- 0	0- 0				
4- 6	0- 0	0- 1	NON-CONFERENCE	0- 1	0- 1	4- 3				
3- 2	0- 0	0- 0	HOME	0- 0	0- 1	3- 1				
1- 4	0- 0	0- 1	AWAY	0- 1	0- 0	1- 2				
0- 0	0- 0	0- 0	NEUTRAL	0- 0	0- 0	0- 0				
4- 3	0- 0	0- 0	CONFERENCE	0- 2	0- 1	4- 0				
3- 0	0- 0	0- 0	HOME	0- 0	0- 0	3- 0				
1- 3	0- 0	0- 0	AWAY	0- 2	0- 1	1- 0				
0- 0	0- 0	0- 0	NEUTRAL	0- 0	0- 0	0- 0				

RPI S	Opponent	Score	RPI S	Opponent	Score	RPI S	Opponent	Score	RPI S	Opponent	Score	Team's RPI: 225
49	A St. John's (NY)	44 76	51	A Bucknell	36 50	107	H Duquesne	65 73				
			55	A Seton Hall	50 74	111	A Holy Cross	56 57				
			92	A Colgate	52 73	192	A Binghamton	64 74				
						216	H Boston U.	59 57				
						219	H Manhattan	60 53				
						264	H Navy	79 52				
						281	A Army West Point	57 52				
						286	H Loyola Maryland	55 52				
						294	A Monmouth	44 52				
						319	A Albany (NY)	54 47				
						323	H UMBC	58 65				
						339	H Fairleigh Dickinson	61 29				
						348	H LIU Brooklyn	65 60				
LAST 10 Division I												
281	A Army West Point	57 52	51	A Bucknell	36 50							
264	H Navy	79 52	216	H Boston U.	59 57							
92	A Colgate	52 73	323	H UMBC	58 65							
286	H Loyola Maryland	55 52	55	A Seton Hall	50 74							
111	A Holy Cross	56 57	294	A Monmouth	44 52							

Non-Div I Games:

Lafayette

Lamar University

Through Games Of Jan. 24, 2020

Average RPI Win:	264	WON-LOST	WINNING	LAST 10	STRENGTH OF	OPP. STRENGTH	TEAM	ADJ.	CONF.	ADJ CONF.
Average RPI Loss:	138	RECORD	PCT. RANK	GAMES	SCHEDULE	OF SCHEDULE	RPI	RPI	RPI	RPI
DIV. I ONLY	6- 10	240	5-5	159	268	213	213	23	23	
DIV. I NON-CONF.	2- 5	259	1-0	14	162	135	135	22	22	
TOTALS	RPI 1-25	RPI 26-50	W-L RECORDS	RPI 51-100	RPI 101-150	RPI 150+				
6- 10	0- 2	0- 1	OVERALL	0- 1	1- 2	5- 4				
3- 3	0- 0	0- 0	HOME	0- 0	0- 2	3- 1				
2- 7	0- 2	0- 1	AWAY	0- 1	0- 0	2- 3				
1- 0	0- 0	0- 0	NEUTRAL	0- 0	1- 0	0- 0				
2- 5	0- 2	0- 1	NON-CONFERENCE	0- 0	1- 1	1- 1				
1- 1	0- 0	0- 0	HOME	0- 0	0- 1	1- 0				
0- 4	0- 2	0- 1	AWAY	0- 0	0- 0	0- 1				
1- 0	0- 0	0- 0	NEUTRAL	0- 0	1- 0	0- 0				
4- 5	0- 0	0- 0	CONFERENCE	0- 1	0- 1	4- 3				
2- 2	0- 0	0- 0	HOME	0- 0	0- 1	2- 1				
2- 3	0- 0	0- 0	AWAY	0- 1	0- 0	2- 2				
0- 0	0- 0	0- 0	NEUTRAL	0- 0	0- 0	0- 0				

RPI 1-25				RPI 26-50				RPI 51-100				RPI 101+ Team's RPI: 213			
RPI	S	Opponent	Score	RPI	S	Opponent	Score	RPI	S	Opponent	Score	RPI	S	Opponent	Score
11	A	Baylor	28 90	35	A	Oklahoma St.	53 74	89	A	Abilene Christian	72 78	120	N	Idaho	47 44
19	A	NC State	40 81									129	H	Louisiana	63 74
												139	H	New Orleans	57 62
												151	A	A&M-Corpus Christi	39 49
												160	A	Sam Houston St.	47 68
												245	A	Southeastern La.	65 57
												273	H	Denver	71 59
												293	A	Nicholls St.	84 78
												314	H	Incarinate Word	48 67
												315	H	Houston Baptist	60 53
												332	A	Cal Poly	56 57
												337	H	Northwestern St.	61 58
LAST 10 Division I															
314	H	Incarinate Word	48 67	89	A	Abilene Christian	72 78								
151	A	A&M-Corpus Christi	39 49	139	H	New Orleans	57 62								
160	A	Sam Houston St.	47 68	337	H	Northwestern St.	61 58								
315	H	Houston Baptist	60 53	245	A	Southeastern La.	65 57								
293	A	Nicholls St.	84 78	273	H	Denver	71 59								

Non-Div I Games: Howard Payne 96 36 LeTourneau 90 38

Lamar University

Loss, Non-Conf, S Site, H Home A Away N Neutral

Average RPI Win:	230	WON-LOST	WINNING	LAST 10	STRENGTH OF	OPP. STRENGTH	TEAM	ADJ.	CONF.	ADJ CONF.
Average RPI Loss:	83	RECORD	PCT. RANK	GAMES	SCHEDULE	OF SCHEDULE	RPI	RPI	RPI	RPI
DIV. I ONLY	12- 5	62	7-3	229	165	113	113	15	15	
DIV. I NON-CONF.	7- 3	80	2-1	221	205	97	97	15	15	
TOTALS	RPI 1-25	RPI 26-50	W-L RECORDS	RPI 51-100	RPI 101-150	RPI 150+				
12- 5	0- 0	0- 0	OVERALL	1- 3	0- 2	11- 0				
5- 2	0- 0	0- 0	HOME	1- 1	0- 1	4- 0				
7- 1	0- 0	0- 0	AWAY	0- 1	0- 0	7- 0				
0- 2	0- 0	0- 0	NEUTRAL	0- 1	0- 1	0- 0				
7- 3	0- 0	0- 0	NON-CONFERENCE	1- 2	0- 1	6- 0				
3- 0	0- 0	0- 0	HOME	1- 0	0- 0	2- 0				
4- 1	0- 0	0- 0	AWAY	0- 1	0- 0	4- 0				
0- 2	0- 0	0- 0	NEUTRAL	0- 1	0- 1	0- 0				
5- 2	0- 0	0- 0	CONFERENCE	0- 1	0- 1	5- 0				
2- 2	0- 0	0- 0	HOME	0- 1	0- 1	2- 0				
3- 0	0- 0	0- 0	AWAY	0- 0	0- 0	3- 0				
0- 0	0- 0	0- 0	NEUTRAL	0- 0	0- 0	0- 0				

RPI S	Opponent	Score	RPI S	Opponent	Score	RPI S	Opponent	Score	RPI S	Opponent	Score	Team's RPI: 113
						51	H Bucknell	50 71	111	H Holy Cross	57 74	
						55	H Seton Hall	75 68	118	N Fordham	57 59	
						65	N Ball St.	52 54	152	H George Washington	59 53	
						70	A Minnesota	49 77	170	A Merrimack	72 68	
									196	A American	64 63	
									210	A Mt. St. Mary's	66 65	
									216	H Boston U.	51 34	
									263	A Delaware St.	68 38	
									264	A Navy	60 53	
									264	H Navy	70 40	
									286	A Loyola Maryland	55 53	
									342	A Saint Peter's	80 71	
									345	H Central Conn. St.	70 51	
LAST 10 Division I												
			111	H Holy Cross	57 74	286	A Loyola Maryland	55 53				
			51	H Bucknell	50 71	264	H Navy	70 40				
			264	A Navy	60 53	342	A Saint Peter's	80 71				
			196	A American	64 63	70	A Minnesota	49 77				
			216	H Boston U.	51 34	210	A Mt. St. Mary's	66 65				

Non-Div I Games: Bloomsburg 91 43

Lehigh

■ Loss,
 ■ Non-Conf,
 ■ S Site,
 ■ H Home
 ■ A Away
 N Neutral

Average RPI Win: 217		WON-LOST	WINNING	LAST 10	STRENGTH OF	OPP. STRENGTH	TEAM	ADJ.	CONF.	ADJ CONF.
Average RPI Loss: 102		RECORD	PCT. RANK	GAMES	SCHEDULE	OF SCHEDULE	RPI	RPI	RPI	RPI
DIV. I ONLY		10- 8	147	8-2	81	183	108	108	16	16
DIV. I NON-CONF.		7- 6	161	5-0	76	164	95	95	16	16
TOTALS	RPI 1-25	RPI 26-50		W-L RECORDS		RPI 51-100	RPI 101-150	RPI 150+		
10- 8	0- 1	0- 3		OVERALL		1- 0	0- 1	9- 3		
3- 4	0- 0	0- 0		HOME		0- 0	0- 1	3- 3		
5- 3	0- 0	0- 3		AWAY		0- 0	0- 0	5- 0		
2- 1	0- 1	0- 0		NEUTRAL		1- 0	0- 0	1- 0		
7- 6	0- 1	0- 2		NON-CONFERENCE		1- 0	0- 1	6- 2		
1- 3	0- 0	0- 0		HOME		0- 0	0- 1	1- 2		
4- 2	0- 0	0- 2		AWAY		0- 0	0- 0	4- 0		
2- 1	0- 1	0- 0		NEUTRAL		1- 0	0- 0	1- 0		
3- 2	0- 0	0- 1		CONFERENCE		0- 0	0- 0	3- 1		
2- 1	0- 0	0- 0		HOME		0- 0	0- 0	2- 1		
1- 1	0- 0	0- 1		AWAY		0- 0	0- 0	1- 0		
0- 0	0- 0	0- 0		NEUTRAL		0- 0	0- 0	0- 0		

RPI 1-25				RPI 26-50				RPI 51-100				RPI 101+				Team's RPI: 108	
RPI	S	Opponent	Score	RPI	S	Opponent	Score	RPI	S	Opponent	Score	RPI	S	Opponent	Score		
10	N	Oregon St.	55 68	26	A	Virginia Tech	69 73	61	N	Bradley	75 63	103	H	UNC Greensboro	53 58		
				29	A	FGCU	57 64					161	H	North Ala.	71 76		
				45	A	James Madison	53 76					171	A	Hampton	83 59		
												174	A	Norfolk St.	67 48		
												194	N	Miami (OH)	65 53		
												209	H	Chattanooga	54 71		
												229	A	Saint Francis (PA)	71 52		
												231	A	UMKC	68 44		
												233	H	ETSU	62 63		
												239	H	Jacksonville	85 76		
												251	H	Lipscomb	64 60		
												282	H	East Carolina	81 66		
												335	A	NJIT	67 53		
LAST 10 Division I																	
				251	H	Lipscomb	64 60	231	A	UMKC	68 44						
				161	H	North Ala.	71 76	61	N	Bradley	75 63						
				239	H	Jacksonville	85 76	229	A	Saint Francis (PA)	71 52						
				29	A	FGCU	57 64	171	A	Hampton	83 59						
				335	A	NJIT	67 53	282	H	East Carolina	81 66						

Non-Div I Games:

Liberty

■ Loss, ■ Non-Conf, S Site, H Home A Away N Neutral

Average RPI Win:	282	WON-LOST	WINNING	LAST 10	STRENGTH OF	OPP. STRENGTH	TEAM	ADJ.	CONF.	ADJ CONF.
Average RPI Loss:	135	RECORD	PCT. RANK	GAMES	SCHEDULE	OF SCHEDULE	RPI	RPI	RPI	RPI
DIV. I ONLY	4- 14	304	3-7	109	270	251	251	16	16	
DIV. I NON-CONF.	2- 10	313	1-3	97	293	277	277	16	16	
TOTALS	RPI 1-25	RPI 26-50	W-L RECORDS	RPI 51-100	RPI 101-150	RPI 150+				
4- 14	0- 0	0- 1	OVERALL	0- 6	0- 2	4- 5				
1- 5	0- 0	0- 0	HOME	0- 1	0- 0	1- 4				
3- 7	0- 0	0- 1	AWAY	0- 3	0- 2	3- 1				
0- 2	0- 0	0- 0	NEUTRAL	0- 2	0- 0	0- 0				
2- 10	0- 0	0- 0	NON-CONFERENCE	0- 6	0- 1	2- 3				
1- 3	0- 0	0- 0	HOME	0- 1	0- 0	1- 2				
1- 5	0- 0	0- 0	AWAY	0- 3	0- 1	1- 1				
0- 2	0- 0	0- 0	NEUTRAL	0- 2	0- 0	0- 0				
2- 4	0- 0	0- 1	CONFERENCE	0- 0	0- 1	2- 2				
0- 2	0- 0	0- 0	HOME	0- 0	0- 0	0- 2				
2- 2	0- 0	0- 1	AWAY	0- 0	0- 1	2- 0				
0- 0	0- 0	0- 0	NEUTRAL	0- 0	0- 0	0- 0				

RPI	S	Opponent	Score	RPI	S	Opponent	Score	RPI	S	Opponent	Score	RPI	S	Opponent	Score	Team's RPI: 251
29	A	FGCU	56 82	59	A	Middle Tenn.	49 70	108	A	Liberty	60 64	141	A	Tennessee Tech	58 78	
				75	N	Marist	63 74	161	H	North Ala.	72 84	215	H	Murray St.	57 67	
				79	H	Belmont	68 69	221	H	Northern Ky.	71 69	223	H	Kennesaw St.	66 74	
				83	A	UT Martin	67 83	230	H	Eastern Ill.	56 66	238	A	Stetson	65 59	
				88	A	Dayton	60 82	298	A	Jacksonville St.	63 65	334	A	Tennessee St.	74 64	
				96	N	Rider	76 81	335	A	NJIT	65 57					
LAST 10 Division I																
335	A	NJIT	65 57	29	A	FGCU	56 82	108	A	Liberty	60 64	141	A	Tennessee Tech	58 78	
223	H	Kennesaw St.	66 74	83	A	UT Martin	67 83	161	H	North Ala.	72 84	238	A	Stetson	65 59	
238	A	Stetson	65 59	79	H	Belmont	68 69	298	A	Jacksonville St.	63 65	334	A	Tennessee St.	74 64	
				334	A	Tennessee St.	74 64									

Non-Div I Games: Queens (NC) 86 45

Lipscomb

■ Loss,
 ■ Non-Conf,
 ■ S Site,
 ■ Home
 ■ A Away
 N Neutral

Little Rock

Through Games Of Jan. 24, 2020

Average RPI Win:	272	WON-LOST	WINNING	LAST 10	STRENGTH OF	OPP. STRENGTH	TEAM	ADJ.	CONF.	ADJ CONF.
Average RPI Loss:	92	RECORD	PCT. RANK	GAMES	SCHEDULE	OF SCHEDULE	RPI	RPI	RPI	RPI
DIV. I ONLY	7- 11	235	5-5	99	145	189	189	22	22	
DIV. I NON-CONF.	2- 9	304	0-3	30	38	212	212	21	21	
TOTALS	RPI 1-25	RPI 26-50	W-L RECORDS	RPI 51-100	RPI 101-150	RPI 150+				
7- 11	0- 3	0- 2	OVERALL	0- 1	0- 2	7- 3				
5- 4	0- 1	0- 0	HOME	0- 0	0- 1	5- 2				
2- 7	0- 2	0- 2	AWAY	0- 1	0- 1	2- 1				
0- 0	0- 0	0- 0	NEUTRAL	0- 0	0- 0	0- 0				
2- 9	0- 3	0- 2	NON-CONFERENCE	0- 1	0- 0	2- 3				
2- 3	0- 1	0- 0	HOME	0- 0	0- 0	2- 2				
0- 6	0- 2	0- 2	AWAY	0- 1	0- 0	0- 1				
0- 0	0- 0	0- 0	NEUTRAL	0- 0	0- 0	0- 0				
5- 2	0- 0	0- 0	CONFERENCE	0- 0	0- 2	5- 0				
3- 1	0- 0	0- 0	HOME	0- 0	0- 1	3- 0				
2- 1	0- 0	0- 0	AWAY	0- 0	0- 1	2- 0				
0- 0	0- 0	0- 0	NEUTRAL	0- 0	0- 0	0- 0				

RPI 1-25				RPI 26-50				RPI 51-100				RPI 101+ Team's RPI: 189			
RPI	S	Opponent	Score	RPI	S	Opponent	Score	RPI	S	Opponent	Score	RPI	S	Opponent	Score
12	A	Mississippi St.	50 89	32	A	Western Ky.	58 77	99	A	Rice	40 66	104	H	Coastal Caro.	48 68
16	A	Texas A&M	35 78	48	A	Arkansas	53 86					105	A	UT Arlington	58 65
23	H	LSU	50 65									164	H	Memphis	50 68
												176	A	Fla. Atlantic	72 79
												205	H	Tulsa	63 51
												212	H	Central Ark.	63 48
												237	H	Louisiana Tech	38 43
												241	H	Arkansas St.	67 58
												284	A	Texas St.	78 66
												297	H	Ga. Southern	58 46
												317	H	Georgia St.	66 46
												347	A	La.-Monroe	70 50
LAST 10 Division I															
347	A	La.-Monroe	70 50	105	A	UT Arlington	58 65								
241	H	Arkansas St.	67 58	284	A	Texas St.	78 66								
104	H	Coastal Caro.	48 68	12	A	Mississippi St.	50 89								
317	H	Georgia St.	66 46	48	A	Arkansas	53 86								
297	H	Ga. Southern	58 46	164	H	Memphis	50 68								

Non-Div I Games:

Little Rock

Loss, Non-Conf, S Site, H Home A Away N Neutral

Average RPI Win:	255	WON-LOST	WINNING	LAST 10	STRENGTH OF	OPP. STRENGTH	TEAM	ADJ.	CONF.	ADJ CONF.
Average RPI Loss:	181	RECORD	PCT. RANK	GAMES	SCHEDULE	OF SCHEDULE	RPI	RPI	RPI	RPI
DIV. I ONLY	7- 10	219	5-5	293	176	266	266	27	27	
DIV. I NON-CONF.	4- 8	235	2-3	288	127	285	285	26	26	
TOTALS	RPI 1-25	RPI 26-50	W-L RECORDS	RPI 51-100	RPI 101-150	RPI 150+				
7- 10	0- 2	0- 0	OVERALL	0- 1	0- 1	7- 6				
4- 3	0- 1	0- 0	HOME	0- 0	0- 0	4- 2				
1- 7	0- 1	0- 0	AWAY	0- 1	0- 1	1- 4				
2- 0	0- 0	0- 0	NEUTRAL	0- 0	0- 0	2- 0				
4- 8	0- 2	0- 0	NON-CONFERENCE	0- 1	0- 1	4- 4				
1- 3	0- 1	0- 0	HOME	0- 0	0- 0	1- 2				
1- 5	0- 1	0- 0	AWAY	0- 1	0- 1	1- 2				
2- 0	0- 0	0- 0	NEUTRAL	0- 0	0- 0	2- 0				
3- 2	0- 0	0- 0	CONFERENCE	0- 0	0- 0	3- 2				
3- 0	0- 0	0- 0	HOME	0- 0	0- 0	3- 0				
0- 2	0- 0	0- 0	AWAY	0- 0	0- 0	0- 2				
0- 0	0- 0	0- 0	NEUTRAL	0- 0	0- 0	0- 0				

RPI 1-25				RPI 26-50				RPI 51-100				RPI 101+ Team's RPI: 266			
RPI	S	Opponent	Score	RPI	S	Opponent	Score	RPI	S	Opponent	Score	RPI	S	Opponent	Score
6	H	Oregon	45 81					77	A	Southern California	40 57	125	A	California	45 68
8	A	UCLA	51 86									173	A	Santa Clara	54 46
												188	N	Penn St.	64 56
												201	H	Hawaii	62 55
												203	A	UC Davis	55 57
												222	A	Cal St. Fullerton	65 69
												250	H	CSUN	60 52
												259	H	LMU (CA)	57 70
												271	H	Utah St.	48 56
												295	A	California Baptist	70 79
												316	H	Air Force	74 68
												328	N	UTRGV	69 65
												332	H	Cal Poly	72 69
												340	A	Seattle U	54 66
LAST 10 Division I															
201	H	Hawaii	62 55	77	A	Southern California	40 57	328	N	UTRGV	69 65				
250	H	CSUN	60 52					316	H	Air Force	74 68				
203	A	UC Davis	55 57					6	H	Oregon	45 81				
222	A	Cal St. Fullerton	65 69					340	A	Seattle U	54 66				
332	H	Cal Poly	72 69												

Non-Div I Games: Westcliff 94 47 Bethesda (CA) 90 43

Long Beach St.

Loss, Non-Conf, S Site, H Home A Away N Neutral

Average RPI Win:	281	WON-LOST	WINNING	LAST 10	STRENGTH OF	OPP. STRENGTH	TEAM	ADJ.	CONF.	ADJ CONF.
Average RPI Loss:	202	RECORD	PCT. RANK	GAMES	SCHEDULE	OF SCHEDULE	RPI	RPI	RPI	RPI
DIV. I ONLY	8- 9	190	6-4	330	289	288	288	26	26	
DIV. I NON-CONF.	4- 5	195	2-0	315	217	273	273	27	27	
TOTALS	RPI 1-25	RPI 26-50	W-L RECORDS	RPI 51-100	RPI 101-150	RPI 150+				
8- 9	0- 0	0- 1	OVERALL	0- 0	0- 2	8- 6				
5- 4	0- 0	0- 0	HOME	0- 0	0- 1	5- 3				
3- 5	0- 0	0- 1	AWAY	0- 0	0- 1	3- 3				
0- 0	0- 0	0- 0	NEUTRAL	0- 0	0- 0	0- 0				
4- 5	0- 0	0- 1	NON-CONFERENCE	0- 0	0- 1	4- 3				
3- 1	0- 0	0- 0	HOME	0- 0	0- 0	3- 1				
1- 4	0- 0	0- 1	AWAY	0- 0	0- 1	1- 2				
0- 0	0- 0	0- 0	NEUTRAL	0- 0	0- 0	0- 0				
4- 4	0- 0	0- 0	CONFERENCE	0- 0	0- 1	4- 3				
2- 3	0- 0	0- 0	HOME	0- 0	0- 1	2- 2				
2- 1	0- 0	0- 0	AWAY	0- 0	0- 0	2- 1				
0- 0	0- 0	0- 0	NEUTRAL	0- 0	0- 0	0- 0				

RPI 1-25			RPI 26-50			RPI 51-100			RPI 101+			Team's RPI: 288
RPI	S	Opponent	Score	RPI	S	Opponent	Score	RPI	S	Opponent	Score	
				45	A	James Madison	53 93					
								136	H	Campbell	55 70	
								138	A	Florida	54 71	
								174	A	Norfolk St.	46 49	
								220	H	Gardner-Webb	80 70	
								224	H	Brown	86 76	
								242	H	High Point	69 76	
								244	H	UNCW	59 58	
								252	A	Winthrop	63 74	
								254	H	Radford	61 62	
								263	H	Delaware St.	78 62	
								282	H	East Carolina	61 64	
								299	A	Wofford	76 79	
								302	A	Presbyterian	71 60	
								322	A	UMES	71 62	
								333	H	Charleston So.	84 64	
								336	A	USC Upstate	70 62	
LAST 10 Division I												
252	A	Winthrop	63 74	136	H	Campbell	55 70					
242	H	High Point	69 76	302	A	Presbyterian	71 60					
254	H	Radford	61 62	220	H	Gardner-Webb	80 70					
336	A	USC Upstate	70 62	322	A	UMES	71 62					
333	H	Charleston So.	84 64	263	H	Delaware St.	78 62					

Non-Div I Games:

Longwood

■ Loss,
 ■ Non-Conf,
 ■ S Site,
 ■ H Home
 ■ A Away
 N Neutral

Louisiana

Through Games Of Jan. 24, 2020

Average RPI Win:	236	WON-LOST	WINNING	LAST 10	STRENGTH OF	OPP. STRENGTH	TEAM	ADJ.	CONF.	ADJ CONF.
Average RPI Loss:	161	RECORD	PCT. RANK	GAMES	SCHEDULE	OF SCHEDULE	RPI	RPI	RPI	RPI
DIV. I ONLY	10- 6	108	6-4	255	207	129	129	22	22	
DIV. I NON-CONF.	5- 4	140	1-2	251	190	148	148	21	21	
TOTALS	RPI 1-25	RPI 26-50	W-L RECORDS	RPI 51-100	RPI 101-150	RPI 150+				
10- 6	0- 1	0- 0	OVERALL	1- 0	1- 1	8- 4				
4- 1	0- 1	0- 0	HOME	0- 0	0- 0	4- 0				
6- 5	0- 0	0- 0	AWAY	1- 0	1- 1	4- 4				
0- 0	0- 0	0- 0	NEUTRAL	0- 0	0- 0	0- 0				
5- 4	0- 1	0- 0	NON-CONFERENCE	0- 0	1- 0	4- 3				
2- 1	0- 1	0- 0	HOME	0- 0	0- 0	2- 0				
3- 3	0- 0	0- 0	AWAY	0- 0	1- 0	2- 3				
0- 0	0- 0	0- 0	NEUTRAL	0- 0	0- 0	0- 0				
5- 2	0- 0	0- 0	CONFERENCE	1- 0	0- 1	4- 1				
2- 0	0- 0	0- 0	HOME	0- 0	0- 0	2- 0				
3- 2	0- 0	0- 0	AWAY	1- 0	0- 1	2- 1				
0- 0	0- 0	0- 0	NEUTRAL	0- 0	0- 0	0- 0				

RPI 1-25				RPI 26-50				RPI 51-100				RPI 101+ Team's RPI: 129			
RPI	S	Opponent	Score	RPI	S	Opponent	Score	RPI	S	Opponent	Score	RPI	S	Opponent	Score
12	H	Mississippi St.	48 64					68	A	Troy	79 73	105	A	UT Arlington	52 79
												139	A	New Orleans	65 60
												160	A	Sam Houston St.	73 77
												162	A	Jackson St.	54 65
												213	A	Lamar University	74 63
												228	A	North Texas	66 69
												241	H	Arkansas St.	83 43
												245	H	Southeastern La.	60 50
												253	H	South Alabama	73 68
												280	A	Ole Miss	53 42
												284	A	Texas St.	73 67
												297	A	Ga. Southern	67 83
												317	A	Georgia St.	75 65
												324	H	McNeese	75 55
LAST 10 Division I															
241	H	Arkansas St.	83 43	297	A	Ga. Southern	67 83								
284	A	Texas St.	73 67	317	A	Georgia St.	75 65								
105	A	UT Arlington	52 79	162	A	Jackson St.	54 65								
68	A	Troy	79 73	280	A	Ole Miss	53 42								
253	H	South Alabama	73 68	12	H	Mississippi St.	48 64								

Non-Div I Games: Loyola (LA) 67 51 Xavier (LA) 62 49

Louisiana

Loss, Non-Conf, S Site, H Home A Away N Neutral

Average RPI Win:	222	WON-LOST	WINNING	LAST 10	STRENGTH OF	OPP. STRENGTH	TEAM	ADJ.	CONF.	ADJ CONF.
Average RPI Loss:	201	RECORD	PCT. RANK	GAMES	SCHEDULE	OF SCHEDULE	RPI	RPI	RPI	RPI
DIV. I ONLY	8- 7	161	5-5	291	175	237	237	13	13	
DIV. I NON-CONF.	6- 3	90	3-1	337	201	234	234	13	13	
TOTALS	RPI 1-25	RPI 26-50	W-L RECORDS	RPI 51-100	RPI 101-150	RPI 150+				
8- 7	0- 0	0- 0	OVERALL	1- 1	0- 1	7- 5				
7- 2	0- 0	0- 0	HOME	1- 0	0- 1	6- 1				
1- 5	0- 0	0- 0	AWAY	0- 1	0- 0	1- 4				
0- 0	0- 0	0- 0	NEUTRAL	0- 0	0- 0	0- 0				
6- 3	0- 0	0- 0	NON-CONFERENCE	0- 0	0- 1	6- 2				
5- 1	0- 0	0- 0	HOME	0- 0	0- 1	5- 0				
1- 2	0- 0	0- 0	AWAY	0- 0	0- 0	1- 2				
0- 0	0- 0	0- 0	NEUTRAL	0- 0	0- 0	0- 0				
2- 4	0- 0	0- 0	CONFERENCE	1- 1	0- 0	1- 3				
2- 1	0- 0	0- 0	HOME	1- 0	0- 0	1- 1				
0- 3	0- 0	0- 0	AWAY	0- 1	0- 0	0- 2				
0- 0	0- 0	0- 0	NEUTRAL	0- 0	0- 0	0- 0				

RPI 1-25				RPI 26-50				RPI 51-100				RPI 101+ Team's RPI: 237			
RPI	S	Opponent	Score	RPI	S	Opponent	Score	RPI	S	Opponent	Score	RPI	S	Opponent	Score
								59	H	Middle Tenn.	78 60	148	H	Wichita St.	80 88
								99	A	Rice	47 60	159	A	Houston	53 67
												164	H	Memphis	83 74
												189	A	Little Rock	43 38
												190	A	Southern Miss.	60 66
												218	H	UTEP	87 80
												228	A	North Texas	69 74
												241	H	Arkansas St.	67 54
												245	H	Southeastern La.	92 78
												280	A	Ole Miss	53 76
												304	H	UTSA	73 82
												324	H	McNeese	79 54
												338	H	Grambling	70 66
LAST 10 Division I															
				59	H	Middle Tenn.	78 60	190	A	Southern Miss.	60 66				
				228	A	North Texas	69 74	241	H	Arkansas St.	67 54				
				99	A	Rice	47 60	338	H	Grambling	70 66				
				218	H	UTEP	87 80	245	H	Southeastern La.	92 78				
				304	H	UTSA	73 82	159	A	Houston	53 67				

Non-Div I Games: Loyola (LA) 71 52 LSU-Alexandria 93 61

Louisiana Tech

Loss, Non-Conf, S Site, H Home A Away N Neutral

Louisville

Through Games Of Jan. 24, 2020

Average RPI Win:	88	WON-LOST	WINNING	LAST 10	STRENGTH OF	OPP. STRENGTH	TEAM	ADJ.	CONF.	ADJ CONF.
Average RPI Loss:	28	RECORD	PCT. RANK	GAMES	SCHEDULE	OF SCHEDULE	RPI	RPI	RPI	RPI
DIV. I ONLY	19- 1	1	10-0	27	2	2	2	5	5	
DIV. I NON-CONF.	11- 1	13	2-0	11	5	2	2	3	3	
TOTALS	RPI 1-25	RPI 26-50	W-L RECORDS	RPI 51-100	RPI 101-150	RPI 150+				
19- 1	3- 0	4- 1	OVERALL	5- 0	3- 0	4- 0				
9- 0	1- 0	3- 0	HOME	1- 0	2- 0	2- 0				
7- 1	1- 0	0- 1	AWAY	4- 0	0- 0	2- 0				
3- 0	1- 0	1- 0	NEUTRAL	0- 0	1- 0	0- 0				
11- 1	3- 0	2- 1	NON-CONFERENCE	1- 0	2- 0	3- 0				
5- 0	1- 0	1- 0	HOME	0- 0	1- 0	2- 0				
3- 1	1- 0	0- 1	AWAY	1- 0	0- 0	1- 0				
3- 0	1- 0	1- 0	NEUTRAL	0- 0	1- 0	0- 0				
8- 0	0- 0	2- 0	CONFERENCE	4- 0	1- 0	1- 0				
4- 0	0- 0	2- 0	HOME	1- 0	1- 0	0- 0				
4- 0	0- 0	0- 0	AWAY	3- 0	0- 0	1- 0				
0- 0	0- 0	0- 0	NEUTRAL	0- 0	0- 0	0- 0				

RPI	S	Opponent	Score	RPI	S	Opponent	Score	RPI	S	Opponent	Score	RPI	S	Opponent	Score
6	N	Oregon	72 62	28	A	Ohio St.	60 67	56	A	Miami (FL)	87 41	101	H	Boise St.	98 82
20	A	Kentucky	67 66	32	H	Western Ky.	75 56	57	A	North Carolina	74 67	105	N	UT Arlington	76 67
22	H	Central Mich.	76 63	34	H	Virginia	71 56	63	H	Wake Forest	75 61	112	H	Syracuse	62 58
				35	N	Oklahoma St.	69 48	83	A	UT Martin	71 63	179	A	Clemson	75 50
				41	H	Duke	60 55	85	A	Boston College	81 70	209	H	Chattanooga	86 37
												215	H	Murray St.	76 40
												221	A	Northern Ky.	85 57
LAST 10 Division I															
				34	H	Virginia	71 56	41	H	Duke	60 55				
				57	A	North Carolina	74 67	179	A	Clemson	75 50				
				85	A	Boston College	81 70	112	H	Syracuse	62 58				
				63	H	Wake Forest	75 61	83	A	UT Martin	71 63				
				56	A	Miami (FL)	87 41	20	A	Kentucky	67 66				

Non-Div I Games:

Louisville

■ Loss,
■ Non-Conf,
■ S Site,
■ H Home
■ A Away
N Neutral

Average RPI Win:	228	WON-LOST	WINNING	LAST 10	STRENGTH OF	OPP. STRENGTH	TEAM	ADJ.	CONF.	ADJ CONF.
Average RPI Loss:	77	RECORD	PCT. RANK	GAMES	SCHEDULE	OF SCHEDULE	RPI	RPI	RPI	RPI
DIV. I ONLY	13- 5	56	5-5	182	190	102	102	7	7	
DIV. I NON-CONF.	9- 2	38	1-2	258	280	106	106	7	7	
TOTALS	RPI 1-25	RPI 26-50	W-L RECORDS	RPI 51-100	RPI 101-150	RPI 150+				
13- 5	0- 2	0- 0	OVERALL	2- 1	1- 1	10- 1				
5- 4	0- 2	0- 0	HOME	2- 1	0- 1	3- 0				
8- 1	0- 0	0- 0	AWAY	0- 0	1- 0	7- 1				
0- 0	0- 0	0- 0	NEUTRAL	0- 0	0- 0	0- 0				
9- 2	0- 1	0- 0	NON-CONFERENCE	0- 0	1- 1	8- 0				
3- 2	0- 1	0- 0	HOME	0- 0	0- 1	3- 0				
6- 0	0- 0	0- 0	AWAY	0- 0	1- 0	5- 0				
0- 0	0- 0	0- 0	NEUTRAL	0- 0	0- 0	0- 0				
4- 3	0- 1	0- 0	CONFERENCE	2- 1	0- 0	2- 1				
2- 2	0- 1	0- 0	HOME	2- 1	0- 0	0- 0				
2- 1	0- 0	0- 0	AWAY	0- 0	0- 0	2- 1				
0- 0	0- 0	0- 0	NEUTRAL	0- 0	0- 0	0- 0				

RPI 1-25				RPI 26-50				RPI 51-100				RPI 101+ Team's RPI: 102			
RPI	S	Opponent	Score	RPI	S	Opponent	Score	RPI	S	Opponent	Score	RPI	S	Opponent	Score
7	H	Missouri St.	72 74					61	H	Bradley	47 60	130	A	Portland	78 64
13	H	DePaul	76 83					76	H	Southern Ill.	51 49	137	H	Western Mich.	60 70
								97	H	Illinois St.	69 64	155	H	Dartmouth	61 40
												166	A	Valparaiso	64 66
												197	H	Bowling Green	84 76
												230	A	Eastern Ill.	67 51
												231	A	UMKC	72 67
												262	A	Indiana St.	58 51
												277	H	Vermont	78 76
												313	A	Detroit Mercy	89 60
												326	A	Evansville	71 61
												327	A	SIUE	63 50
												346	A	Chicago St.	98 53
LAST 10 Division I															
166	A	Valparaiso	64 66	76	H	Southern Ill.	51 49								
97	H	Illinois St.	69 64	7	H	Missouri St.	72 74								
61	H	Bradley	47 60	137	H	Western Mich.	60 70								
262	A	Indiana St.	58 51	13	H	DePaul	76 83								
326	A	Evansville	71 61	197	H	Bowling Green	84 76								

Non-Div I Games:

Loyola Chicago

Average RPI Win:	267	WON-LOST	WINNING	LAST 10	STRENGTH OF	OPP. STRENGTH	TEAM	ADJ.	CONF.	ADJ CONF.
Average RPI Loss:	156	RECORD	PCT. RANK	GAMES	SCHEDULE	OF SCHEDULE	RPI	RPI	RPI	RPI
DIV. I ONLY	4- 14	304	3-7	165	241	286	286	15	15	
DIV. I NON-CONF.	3- 8	268	2-1	170	242	254	254	15	15	
TOTALS	RPI 1-25	RPI 26-50	W-L RECORDS	RPI 51-100	RPI 101-150	RPI 150+				
4- 14	0- 2	0- 0	OVERALL	0- 1	0- 4	4- 7				
3- 4	0- 0	0- 0	HOME	0- 1	0- 2	3- 1				
1- 9	0- 2	0- 0	AWAY	0- 0	0- 1	1- 6				
0- 1	0- 0	0- 0	NEUTRAL	0- 0	0- 1	0- 0				
3- 8	0- 2	0- 0	NON-CONFERENCE	0- 0	0- 2	3- 4				
2- 1	0- 0	0- 0	HOME	0- 0	0- 0	2- 1				
1- 6	0- 2	0- 0	AWAY	0- 0	0- 1	1- 3				
0- 1	0- 0	0- 0	NEUTRAL	0- 0	0- 1	0- 0				
1- 6	0- 0	0- 0	CONFERENCE	0- 1	0- 2	1- 3				
1- 3	0- 0	0- 0	HOME	0- 1	0- 2	1- 0				
0- 3	0- 0	0- 0	AWAY	0- 0	0- 0	0- 3				
0- 0	0- 0	0- 0	NEUTRAL	0- 0	0- 0	0- 0				

RPI 1-25				RPI 26-50				RPI 51-100				RPI 101+ Team's RPI: 286			
RPI	S	Opponent	Score	RPI	S	Opponent	Score	RPI	S	Opponent	Score	RPI	S	Opponent	Score
15	A	Northwestern	46 67					92	H	Colgate	74 76	111	H	Holy Cross	56 64
17	A	Maryland	45 105									113	H	Lehigh	53 55
												119	A	Notre Dame	60 84
												143	N	Wright St.	51 66
												155	H	Dartmouth	72 56
												176	A	Fla. Atlantic	61 72
												196	A	American	44 63
												210	A	Mt. St. Mary's	75 81
												216	A	Boston U.	42 44
												225	A	Lafayette	52 55
												240	H	Howard	69 75
												281	H	Army West Point	68 59
												294	H	Monmouth	64 48
												306	A	St. Francis Brooklyn	78 89
												339	A	Fairleigh Dickinson	75 46
LAST 10 Division I															
196	A	American	44 63	113	H	Lehigh	53 55								
281	H	Army West Point	68 59	111	H	Holy Cross	56 64								
216	A	Boston U.	42 44	155	H	Dartmouth	72 56								
225	A	Lafayette	52 55	294	H	Monmouth	64 48								
92	H	Colgate	74 76	17	A	Maryland	45 105								

Non-Div I Games:

Loyola Maryland

■ Loss,
 ■ Non-Conf,
 ■ S Site,
 ■ H Home
 ■ A Away
 N Neutral

Maine

Through Games Of Jan. 24, 2020

Average RPI Win: 272	WON-LOST	WINNING	LAST 10	STRENGTH OF	OPP. STRENGTH	TEAM	ADJ.	CONF.	ADJ CONF.
Average RPI Loss: 127	RECORD	PCT. RANK	GAMES	SCHEDULE	OF SCHEDULE	RPI	RPI	RPI	RPI
DIV. I ONLY	7- 13	260	5-5	141	246	232	232	28	28
DIV. I NON-CONF.	3- 10	282	1-2	93	149	245	245	29	29
TOTALS	RPI 1-25	RPI 26-50	W-L RECORDS	RPI 51-100	RPI 101-150	RPI 150+			
7- 13	0- 1	0- 2	OVERALL	0- 3	0- 2	7- 5			
5- 3	0- 0	0- 0	HOME	0- 0	0- 2	5- 1			
2- 7	0- 1	0- 0	AWAY	0- 2	0- 0	2- 4			
0- 3	0- 0	0- 2	NEUTRAL	0- 1	0- 0	0- 0			
3- 10	0- 1	0- 2	NON-CONFERENCE	0- 2	0- 2	3- 3			
2- 3	0- 0	0- 0	HOME	0- 0	0- 2	2- 1			
1- 4	0- 1	0- 0	AWAY	0- 1	0- 0	1- 2			
0- 3	0- 0	0- 2	NEUTRAL	0- 1	0- 0	0- 0			
4- 3	0- 0	0- 0	CONFERENCE	0- 1	0- 0	4- 2			
3- 0	0- 0	0- 0	HOME	0- 0	0- 0	3- 0			
1- 3	0- 0	0- 0	AWAY	0- 1	0- 0	1- 2			
0- 0	0- 0	0- 0	NEUTRAL	0- 0	0- 0	0- 0			

RPI 1-25				RPI 26-50				RPI 51-100				RPI 101+ Team's RPI: 232			
RPI	S	Opponent	Score	RPI	S	Opponent	Score	RPI	S	Opponent	Score	RPI	S	Opponent	Score
19	A	NC State	34 62	27	N	Arizona St.	31 57	82	A	Drexel	57 70	142	H	Harvard	40 69
				31	N	Drake	62 94	88	N	Dayton	49 78	147	H	Northeastern	58 66
								94	A	Stony Brook	69 73	155	A	Dartmouth	41 57
												165	H	Green Bay	61 60
												192	A	Binghamton	63 73
												216	H	Boston U.	49 62
												224	A	Brown	70 76
												234	A	UMass Lowell	57 66
												257	A	Delaware	69 56
												264	H	Navy	46 41
												277	A	Vermont	65 47
												279	H	New Hampshire	67 50
												319	H	Albany (NY)	60 49
												344	H	Hartford	87 73
LAST 10 Division I															
277	A	Vermont	65 47	94	A	Stony Brook	69 73								
192	A	Binghamton	63 73	344	H	Hartford	87 73								
234	A	UMass Lowell	57 66	82	A	Drexel	57 70								
319	H	Albany (NY)	60 49	147	H	Northeastern	58 66								
279	H	New Hampshire	67 50	165	H	Green Bay	61 60								

Non-Div I Games: Husson 104 43

Maine

 Loss,
 Non-Conf,
 S Site,
 H Home
 A Away
N Neutral

RPI 1-25			RPI 26-50			RPI 51-100			RPI 101+			Team's RPI: 219			
RPI	S	Opponent	Score	RPI	S	Opponent	Score	RPI	S	Opponent	Score	RPI	S	Opponent	Score
								60	A	Nebraska	51 71	107	H	Duquesne	65 76
								75	H	Marist	66 71	118	H	Fordham	45 51
								84	A	Villanova	51 63	155	H	Dartmouth	70 58
								94	A	Stony Brook	54 59	198	A	Quinnipiac	58 70
												225	A	Lafayette	53 60
												227	H	Niagara	68 65
												235	A	Fairfield	47 87
												281	H	Army West Point	86 56
												294	A	Monmouth	60 62
												308	A	Siena	80 50
												330	H	Canisius	68 50
												339	A	Fairleigh Dickinson	62 61
												342	A	Saint Peter's	85 52
LAST 10 Division I															
				235	A	Fairfield	47 87					227	H	Niagara	68 65
				75	H	Marist	66 71					330	H	Canisius	68 50
				308	A	Siena	80 50					60	A	Nebraska	51 71
				198	A	Quinnipiac	58 70					294	A	Monmouth	60 62
				342	A	Saint Peter's	85 52					281	H	Army West Point	86 56

Manhattan

Page 155

Average RPI Win:	221	WON-LOST	WINNING	LAST 10	STRENGTH OF	OPP. STRENGTH	TEAM	ADJ.	CONF.	ADJ CONF.
Average RPI Loss:	46	RECORD	PCT. RANK	GAMES	SCHEDULE	OF SCHEDULE	RPI	RPI	RPI	RPI
DIV. I ONLY	13- 3	31	8-2	193	199	75	75	25	25	
DIV. I NON-CONF.	7- 2	54	2-1	98	67	48	48	25	25	
TOTALS	RPI 1-25	RPI 26-50	W-L RECORDS	RPI 51-100	RPI 101-150	RPI 150+				
13- 3	0- 2	0- 0	OVERALL	1- 1	2- 0	10- 0				
6- 2	0- 1	0- 0	HOME	0- 1	1- 0	5- 0				
5- 1	0- 1	0- 0	AWAY	0- 0	1- 0	4- 0				
2- 0	0- 0	0- 0	NEUTRAL	1- 0	0- 0	1- 0				
7- 2	0- 2	0- 0	NON-CONFERENCE	1- 0	2- 0	4- 0				
3- 1	0- 1	0- 0	HOME	0- 0	1- 0	2- 0				
2- 1	0- 1	0- 0	AWAY	0- 0	1- 0	1- 0				
2- 0	0- 0	0- 0	NEUTRAL	1- 0	0- 0	1- 0				
6- 1	0- 0	0- 0	CONFERENCE	0- 1	0- 0	6- 0				
3- 1	0- 0	0- 0	HOME	0- 1	0- 0	3- 0				
3- 0	0- 0	0- 0	AWAY	0- 0	0- 0	3- 0				
0- 0	0- 0	0- 0	NEUTRAL	0- 0	0- 0	0- 0				

RPI S	Opponent	Score	RPI S	Opponent	Score	RPI S	Opponent	Score	RPI S	Opponent	Score
21	H Princeton	50 62				80	N North Florida	69 54	105	A UT Arlington	73 57
22	A Central Mich.	54 77				96	H Rider	72 76	122	H Elon	63 55
									165	H Green Bay	72 60
									198	H Quinnipiac	73 60
									216	A Boston U.	89 75
									219	A Manhattan	71 66
									227	A Niagara	94 67
									251	N Lipscomb	74 63
									294	H Monmouth	76 66
									319	H Albany (NY)	76 52
									330	A Canisius	90 59
									342	H Saint Peter's	96 76
LAST 10 Division I											
198	H Quinnipiac	73 60	342	H Saint Peter's	96 76						
219	A Manhattan	71 66	294	H Monmouth	76 66						
96	H Rider	72 76	105	A UT Arlington	73 57						
227	A Niagara	94 67	165	H Green Bay	72 60						
330	A Canisius	90 59	21	H Princeton	50 62						

Non-Div I Games:

Marist

■ Loss,
 ■ Non-Conf,
 ■ S Site,
 ■ H Home
 ■ A Away
 N Neutral

Average RPI Win:	167	WON-LOST	WINNING	LAST 10	STRENGTH OF	OPP. STRENGTH	TEAM	ADJ.	CONF.	ADJ CONF.
Average RPI Loss:	34	RECORD	PCT. RANK	GAMES	SCHEDULE	OF SCHEDULE	RPI	RPI	RPI	RPI
DIV. I ONLY	14- 5	52	7-3	82	53	40	40	6	6	
DIV. I NON-CONF.	9- 2	38	2-0	86	80	47	47	6	6	
TOTALS	RPI 1-25	RPI 26-50	W-L RECORDS	RPI 51-100	RPI 101-150	RPI 150+				
14- 5	0- 3	1- 1	OVERALL	4- 1	1- 0	8- 0				
7- 2	0- 2	1- 0	HOME	3- 0	0- 0	3- 0				
6- 3	0- 1	0- 1	AWAY	1- 1	1- 0	4- 0				
1- 0	0- 0	0- 0	NEUTRAL	0- 0	0- 0	1- 0				
9- 2	0- 2	0- 0	NON-CONFERENCE	3- 0	0- 0	6- 0				
4- 2	0- 2	0- 0	HOME	2- 0	0- 0	2- 0				
4- 0	0- 0	0- 0	AWAY	1- 0	0- 0	3- 0				
1- 0	0- 0	0- 0	NEUTRAL	0- 0	0- 0	1- 0				
5- 3	0- 1	1- 1	CONFERENCE	1- 1	1- 0	2- 0				
3- 0	0- 0	1- 0	HOME	1- 0	0- 0	1- 0				
2- 3	0- 1	0- 1	AWAY	0- 1	1- 0	1- 0				
0- 0	0- 0	0- 0	NEUTRAL	0- 0	0- 0	0- 0				

RPI 1-25				RPI 26-50				Team's RPI: 40		RPI 51-100				RPI 101+			
RPI	S	Opponent	Score	RPI	S	Opponent	Score			RPI	S	Opponent	Score	RPI	S	Opponent	Score
12	H	Mississippi St.	68 74	30	A	Creighton	62 72			55	H	Seton Hall	81 60	127	A	Providence	60 50
13	A	DePaul	71 89	49	H	St. John's (NY)	94 85			79	H	Belmont	53 51	165	A	Green Bay	60 47
15	H	Northwestern	56 64							87	A	South Dakota St.	65 58	169	A	Saint Mary's (CA)	77 63
										97	H	Illinois St.	58 41	205	N	Tulsa	61 60
										100	A	Butler	55 61	211	A	Xavier	80 60
														236	H	Georgetown	73 51
														269	H	Morgan St.	70 48
														278	A	Milwaukee	78 56
														306	H	St. Francis Brooklyn	92 71
LAST 10 Division I																	
				236	H	Georgetown	73 51			127	A	Providence	60 50				
				211	A	Xavier	80 60			30	A	Creighton	62 72				
				100	A	Butler	55 61			13	A	DePaul	71 89				
				55	H	Seton Hall	81 60			79	H	Belmont	53 51				
				49	H	St. John's (NY)	94 85			87	A	South Dakota St.	65 58				

Non-Div I Games:

Marquette

Average RPI Win: 228	WON-LOST	WINNING	LAST 10	STRENGTH OF	OPP. STRENGTH	TEAM	ADJ.	CONF.	ADJ CONF.
Average RPI Loss: 133	RECORD	PCT. RANK	GAMES	SCHEDULE	OF SCHEDULE	RPI	RPI	RPI	RPI
DIV. I ONLY	5- 10	263	3-7	210	121	247	247	13	13
DIV. I NON-CONF.	3- 6	235	1-3	333	167	317	317	13	13
TOTALS	RPI 1-25	RPI 26-50	W-L RECORDS	RPI 51-100	RPI 101-150	RPI 150+			
5- 10	0- 0	0- 2	OVERALL	0- 4	1- 0	4- 4			
3- 3	0- 0	0- 0	HOME	0- 1	1- 0	2- 2			
2- 7	0- 0	0- 2	AWAY	0- 3	0- 0	2- 2			
0- 0	0- 0	0- 0	NEUTRAL	0- 0	0- 0	0- 0			
3- 6	0- 0	0- 1	NON-CONFERENCE	0- 1	0- 0	3- 4			
2- 2	0- 0	0- 0	HOME	0- 0	0- 0	2- 2			
1- 4	0- 0	0- 1	AWAY	0- 1	0- 0	1- 2			
0- 0	0- 0	0- 0	NEUTRAL	0- 0	0- 0	0- 0			
2- 4	0- 0	0- 1	CONFERENCE	0- 3	1- 0	1- 0			
1- 1	0- 0	0- 0	HOME	0- 1	1- 0	0- 0			
1- 3	0- 0	0- 1	AWAY	0- 2	0- 0	1- 0			
0- 0	0- 0	0- 0	NEUTRAL	0- 0	0- 0	0- 0			

RPI 1-25				RPI 26-50				RPI 51-100				RPI 101+				Team's RPI: 247	
RPI	S	Opponent	Score	RPI	S	Opponent	Score	RPI	S	Opponent	Score	RPI	S	Opponent	Score		
				37	A	Old Dominion	46 57	59	H	Middle Tenn.	55 75	132	H	UAB	61 56		
				38	A	Rutgers	41 66	71	A	Charlotte	46 52	163	A	Towson	56 59		
								73	A	Ohio	51 67	174	H	Norfolk St.	75 69		
								99	A	Rice	43 81	197	H	Bowling Green	69 82		
												228	A	North Texas	68 59		
												262	A	Indiana St.	72 60		
												269	H	Morgan St.	52 57		
												326	A	Evansville	62 66		
												343	H	Coppin St.	60 47		
LAST 10 Division I																	
				37	A	Old Dominion	46 57	99	A	Rice	43 81						
				71	A	Charlotte	46 52	163	A	Towson	56 59						
				132	H	UAB	61 56	38	A	Rutgers	41 66						
				59	H	Middle Tenn.	55 75	197	H	Bowling Green	69 82						
				228	A	North Texas	68 59	262	A	Indiana St.	72 60						

Non-Div I Games: Alderson Broadus 85 41 Ky. Christian 89 40

Marshall

■ Loss,
 ■ Non-Conf, S Site,
 ■ Home
 ■ Away
 N Neutral

Maryland

Through Games Of Jan. 24, 2020

Average RPI Win:	143	WON-LOST	WINNING	LAST 10	STRENGTH OF	OPP. STRENGTH	TEAM	ADJ.	CONF.	ADJ CONF.
Average RPI Loss:	10	RECORD	PCT. RANK	GAMES	SCHEDULE	OF SCHEDULE	RPI	RPI	RPI	RPI
DIV. I ONLY	15- 4	33	8-2	17	17	17	17	17	2	2
DIV. I NON-CONF.	9- 2	38	2-0	125	74	50	50	2	2	2
TOTALS	RPI 1-25	RPI 26-50	W-L RECORDS	RPI 51-100	RPI 101-150	RPI 150+				
15- 4	1- 4	2- 0	OVERALL	4- 0	1- 0	7- 0				
9- 1	1- 1	1- 0	HOME	2- 0	0- 0	5- 0				
4- 3	0- 3	1- 0	AWAY	1- 0	1- 0	1- 0				
2- 0	0- 0	0- 0	NEUTRAL	1- 0	0- 0	1- 0				
9- 2	0- 2	1- 0	NON-CONFERENCE	1- 0	0- 0	7- 0				
5- 1	0- 1	0- 0	HOME	0- 0	0- 0	5- 0				
2- 1	0- 1	1- 0	AWAY	0- 0	0- 0	1- 0				
2- 0	0- 0	0- 0	NEUTRAL	1- 0	0- 0	1- 0				
6- 2	1- 2	1- 0	CONFERENCE	3- 0	1- 0	0- 0				
4- 0	1- 0	1- 0	HOME	2- 0	0- 0	0- 0				
2- 2	0- 2	0- 0	AWAY	1- 0	1- 0	0- 0				
0- 0	0- 0	0- 0	NEUTRAL	0- 0	0- 0	0- 0				

RPI S	Opponent	Score	RPI S	Opponent	Score	RPI S	Opponent	Score	RPI S	Opponent	Score
1	H South Carolina	54 63	28	H Ohio St.	72 62	54	A Michigan	77 49	144	A Illinois	79 60
4	A Iowa	61 66	45	A James Madison	70 68	54	H Michigan	70 55	152	H George Washington	88 54
14	H Indiana	76 62				60	H Nebraska	87 69	179	N Clemson	63 44
15	A Northwestern	58 81				79	N Belmont	90 26	198	H Quinnipiac	107 52
19	A NC State	59 66							257	H Delaware	99 55
									276	H Wagner	119 56
									286	H Loyola Maryland	105 45
									317	A Georgia St.	114 41
LAST 10 Division I											
144	A Illinois	79 60	28	H Ohio St.	72 62	15	A Northwestern	58 81			
14	H Indiana	76 62	54	H Michigan	70 55	317	A Georgia St.	114 41			
60	H Nebraska	87 69	286	H Loyola Maryland	105 45						
54	A Michigan	77 49									
4	A Iowa	61 66									

Non-Div I Games:

Maryland

Loss, Non-Conf, S Site, H Home A Away N Neutral

Massachusetts

Through Games Of Jan. 24, 2020

Average RPI Win:	229	WON-LOST	WINNING	LAST 10	STRENGTH OF	OPP. STRENGTH	TEAM	ADJ.	CONF.	ADJ CONF.
Average RPI Loss:	120	RECORD	PCT. RANK	GAMES	SCHEDULE	OF SCHEDULE	RPI	RPI	RPI	RPI
DIV. I ONLY	13- 5	56	8-2	270	180	134	134	12	12	
DIV. I NON-CONF.	9- 3	63	4-0	291	249	147	147	12	12	
TOTALS	RPI 1-25	RPI 26-50	W-L RECORDS	RPI 51-100	RPI 101-150	RPI 150+				
13- 5	0- 0	0- 1	OVERALL	0- 0	2- 3	11- 1				
7- 3	0- 0	0- 0	HOME	0- 0	1- 2	6- 1				
6- 2	0- 0	0- 1	AWAY	0- 0	1- 1	5- 0				
0- 0	0- 0	0- 0	NEUTRAL	0- 0	0- 0	0- 0				
9- 3	0- 0	0- 1	NON-CONFERENCE	0- 0	1- 1	8- 1				
5- 2	0- 0	0- 0	HOME	0- 0	1- 1	4- 1				
4- 1	0- 0	0- 1	AWAY	0- 0	0- 0	4- 0				
0- 0	0- 0	0- 0	NEUTRAL	0- 0	0- 0	0- 0				
4- 2	0- 0	0- 0	CONFERENCE	0- 0	1- 2	3- 0				
2- 1	0- 0	0- 0	HOME	0- 0	0- 1	2- 0				
2- 1	0- 0	0- 0	AWAY	0- 0	1- 1	1- 0				
0- 0	0- 0	0- 0	NEUTRAL	0- 0	0- 0	0- 0				

RPI S	Opponent	Score	RPI S	Opponent	Score	RPI S	Opponent	Score	RPI S	Opponent	Score	Team's RPI: 134
49	A St. John's (NY)	71 82							107	A Duquesne	81 77	
									111	H Holy Cross	75 72	
									116	H VCU	46 61	
									127	H Providence	63 72	
									140	A Rhode Island	66 69	
									170	H Merrimack	64 79	
									175	H Saint Joseph's	61 43	
									206	A Iona	65 51	
									208	H La Salle	76 62	
									216	A Boston U.	58 45	
									224	H Brown	95 42	
									234	A UMass Lowell	74 58	
									277	A Vermont	83 49	
									279	H New Hampshire	67 65	
									292	A St. Bonaventure	62 52	
									308	H Siena	61 55	
									344	H Hartford	74 48	
LAST 10 Division I												
116	H VCU	46 61	107	A Duquesne	81 77							
140	A Rhode Island	66 69	206	A Iona	65 51							
208	H La Salle	76 62	308	H Siena	61 55							
175	H Saint Joseph's	61 43	216	A Boston U.	58 45							
292	A St. Bonaventure	62 52	111	H Holy Cross	75 72							

Non-Div I Games: Southern Conn. St. 86 43

Massachusetts

Loss, Non-Conf, S Site, H Home A Away N Neutral

McNeese

Through Games Of Jan. 24, 2020

Average RPI Win:	342	WON-LOST	WINNING	LAST 10	STRENGTH OF	OPP. STRENGTH	TEAM	ADJ.	CONF.	ADJ CONF.
Average RPI Loss:	167	RECORD	PCT. RANK	GAMES	SCHEDULE	OF SCHEDULE	RPI	RPI	RPI	RPI
DIV. I ONLY	2- 13	329	2-8	180	325	324	324	23	23	
DIV. I NON-CONF.	1- 6	318	1-1	138	285	305	305	22	22	
TOTALS	RPI 1-25	RPI 26-50	W-L RECORDS	RPI 51-100	RPI 101-150	RPI 150+				
2- 13	0- 0	0- 1	OVERALL	0- 2	0- 4	2- 6				
2- 4	0- 0	0- 0	HOME	0- 2	0- 0	2- 2				
0- 9	0- 0	0- 1	AWAY	0- 0	0- 4	0- 4				
0- 0	0- 0	0- 0	NEUTRAL	0- 0	0- 0	0- 0				
1- 6	0- 0	0- 1	NON-CONFERENCE	0- 1	0- 2	1- 2				
1- 1	0- 0	0- 0	HOME	0- 1	0- 0	1- 0				
0- 5	0- 0	0- 1	AWAY	0- 0	0- 2	0- 2				
0- 0	0- 0	0- 0	NEUTRAL	0- 0	0- 0	0- 0				
1- 7	0- 0	0- 0	CONFERENCE	0- 1	0- 2	1- 4				
1- 3	0- 0	0- 0	HOME	0- 1	0- 0	1- 2				
0- 4	0- 0	0- 0	AWAY	0- 0	0- 2	0- 2				
0- 0	0- 0	0- 0	NEUTRAL	0- 0	0- 0	0- 0				

RPI 1-25				RPI 26-50				RPI 51-100				RPI 101+ Team's RPI: 324			
RPI	S	Opponent	Score	RPI	S	Opponent	Score	RPI	S	Opponent	Score	RPI	S	Opponent	Score
				48	A	Arkansas	58 101	89	H	Abilene Christian	73 90	129	A	Louisiana	55 75
								99	H	Rice	50 81	132	A	UAB	70 97
												139	A	New Orleans	59 78
												150	A	SFA	51 82
												160	A	Sam Houston St.	59 92
												212	H	Central Ark.	57 70
												214	A	SMU	60 81
												237	A	Louisiana Tech	54 79
												245	H	Southeastern La.	67 74
												314	A	Incarnate Word	56 73
												337	H	Northwestern St.	61 51
												347	H	La.-Monroe	72 69
LAST 10 Division I															
245	H	Southeastern La.	67 74	212	H	Central Ark.	57 70								
139	A	New Orleans	59 78	160	A	Sam Houston St.	59 92								
314	A	Incarnate Word	56 73	150	A	SFA	51 82								
337	H	Northwestern St.	61 51	237	A	Louisiana Tech	54 79								
89	H	Abilene Christian	73 90	347	H	La.-Monroe	72 69								

Non-Div I Games: Centenary (LA) 116 37 LSU-Shreveport 81 77

McNeese

Loss, Non-Conf, S Site, H Home A Away N Neutral

Average RPI Win:	212	WON-LOST	WINNING	LAST 10	STRENGTH OF	OPP. STRENGTH	TEAM	ADJ.	CONF.	ADJ CONF.
Average RPI Loss:	136	RECORD	PCT. RANK	GAMES	SCHEDULE	OF SCHEDULE	RPI	RPI	RPI	RPI
DIV. I ONLY	10- 8	147	6-4	158	191	164	164	9	9	
DIV. I NON-CONF.	9- 4	84	5-0	236	284	139	139	8	8	
TOTALS	RPI 1-25	RPI 26-50	W-L RECORDS	RPI 51-100	RPI 101-150	RPI 150+				
10- 8	0- 2	0- 0	OVERALL	1- 0	1- 2	8- 4				
6- 4	0- 1	0- 0	HOME	0- 0	1- 1	5- 2				
3- 3	0- 0	0- 0	AWAY	1- 0	0- 1	2- 2				
1- 1	0- 1	0- 0	NEUTRAL	0- 0	0- 0	1- 0				
9- 4	0- 1	0- 0	NON-CONFERENCE	1- 0	1- 0	7- 3				
5- 2	0- 0	0- 0	HOME	0- 0	1- 0	4- 2				
3- 1	0- 0	0- 0	AWAY	1- 0	0- 0	2- 1				
1- 1	0- 1	0- 0	NEUTRAL	0- 0	0- 0	1- 0				
1- 4	0- 1	0- 0	CONFERENCE	0- 0	0- 2	1- 1				
1- 2	0- 1	0- 0	HOME	0- 0	0- 1	1- 0				
0- 2	0- 0	0- 0	AWAY	0- 0	0- 1	0- 1				
0- 0	0- 0	0- 0	NEUTRAL	0- 0	0- 0	0- 0				

RPI 1-25				RPI 26-50				RPI 51-100				RPI 101+ Team's RPI: 164			
RPI	S	Opponent	Score	RPI	S	Opponent	Score	RPI	S	Opponent	Score	RPI	S	Opponent	Score
3	H	UConn	56 68					76	A	Southern Ill.	70 66	114	H	Cincinnati	66 73
23	N	LSU	58 89									128	A	Tulane	55 59
												132	H	UAB	77 52
												152	H	George Washington	63 64
												158	A	Toledo	83 76
												159	A	Houston	65 75
												178	N	Kansas St.	72 68
												189	A	Little Rock	68 50
												214	H	SMU	57 52
												237	A	Louisiana Tech	74 83
												241	H	Arkansas St.	78 50
												272	H	Eastern Ky.	60 63
												274	H	Alabama A&M	79 71
												311	H	Alcorn	57 51
												351	H	Mississippi Val.	91 54
LAST 10 Division I															
214	H	SMU	57 52	274	H	Alabama A&M	79 71								
3	H	UConn	56 68	351	H	Mississippi Val.	91 54								
128	A	Tulane	55 59	189	A	Little Rock	68 50								
114	H	Cincinnati	66 73	241	H	Arkansas St.	78 50								
159	A	Houston	65 75	132	H	UAB	77 52								

Non-Div I Games:

Memphis

■ Loss,
 ■ Non-Conf,
 ■ S Site,
 ■ H Home
 ■ A Away
 N Neutral

Mercer

Through Games Of Jan. 24, 2020

Average RPI Win: 323	WON-LOST	WINNING	LAST 10	STRENGTH OF	OPP. STRENGTH	TEAM	ADJ.	CONF.	ADJ CONF.
Average RPI Loss: 173	RECORD	PCT. RANK	GAMES	SCHEDULE	OF SCHEDULE	RPI	RPI	RPI	RPI
DIV. I ONLY	2- 16	336	0-10	251	240	329	329	24	24
DIV. I NON-CONF.	2- 12	318	0-6	232	253	318	318	20	20
TOTALS	RPI 1-25	RPI 26-50	W-L RECORDS	RPI 51-100	RPI 101-150	RPI 150+			
2- 16	0- 0	0- 2	OVERALL	0- 2	0- 1	2- 11			
1- 6	0- 0	0- 1	HOME	0- 0	0- 0	1- 5			
1- 10	0- 0	0- 1	AWAY	0- 2	0- 1	1- 6			
0- 0	0- 0	0- 0	NEUTRAL	0- 0	0- 0	0- 0			
2- 12	0- 0	0- 2	NON-CONFERENCE	0- 2	0- 1	2- 7			
1- 5	0- 0	0- 1	HOME	0- 0	0- 0	1- 4			
1- 7	0- 0	0- 1	AWAY	0- 2	0- 1	1- 3			
0- 0	0- 0	0- 0	NEUTRAL	0- 0	0- 0	0- 0			
0- 4	0- 0	0- 0	CONFERENCE	0- 0	0- 0	0- 4			
0- 1	0- 0	0- 0	HOME	0- 0	0- 0	0- 1			
0- 3	0- 0	0- 0	AWAY	0- 0	0- 0	0- 3			
0- 0	0- 0	0- 0	NEUTRAL	0- 0	0- 0	0- 0			

RPI S	Opponent	Score	RPI S	Opponent	Score	RPI S	Opponent	Score	RPI S	Opponent	Score	Team's RPI: 329
32	H Western Ky.	62 75	67	A Georgia	60 76	138	A Florida	50 71				
50	A Yale	60 68	69	A Alabama	56 111	153	A Furman	49 62				
						156	A Columbia	48 77				
						167	A Samford	64 72				
						179	H Clemson	61 65				
						220	H Gardner-Webb	62 65				
						223	A Kennesaw St.	64 92				
						233	H ETSU	66 72				
						239	H Jacksonville	83 87				
						267	A Appalachian St.	68 77				
						272	H Eastern Ky.	60 61				
						297	H Ga. Southern	62 52				
						299	A Wofford	49 77				
						349	A South Carolina St.	66 55				
LAST 10 Division I												
233	H ETSU	66 72	50	A Yale	60 68							
167	A Samford	64 72	239	H Jacksonville	83 87							
299	A Wofford	49 77	220	H Gardner-Webb	62 65							
153	A Furman	49 62	138	A Florida	50 71							
156	A Columbia	48 77	179	H Clemson	61 65							

Non-Div I Games: LaGrange 74 47

Mercer

Loss, Non-Conf, S Site, H Home A Away N Neutral

Average RPI Win:	250	WON-LOST	WINNING	LAST 10	STRENGTH OF	OPP. STRENGTH	TEAM	ADJ.	CONF.	ADJ CONF.
Average RPI Loss:	152	RECORD	PCT. RANK	GAMES	SCHEDULE	OF SCHEDULE	RPI	RPI	RPI	RPI
DIV. I ONLY	9- 7	141	6-4	216	320	170	170	29	29	
DIV. I NON-CONF.	5- 4	140	2-1	103	313	116	116	30	30	
TOTALS	RPI 1-25	RPI 26-50	W-L RECORDS	RPI 51-100	RPI 101-150	RPI 150+				
9- 7	0- 0	0- 0	OVERALL	0- 0	1- 5	8- 2				
5- 2	0- 0	0- 0	HOME	0- 0	0- 2	5- 0				
4- 5	0- 0	0- 0	AWAY	0- 0	1- 3	3- 2				
0- 0	0- 0	0- 0	NEUTRAL	0- 0	0- 0	0- 0				
5- 4	0- 0	0- 0	NON-CONFERENCE	0- 0	1- 3	4- 1				
3- 1	0- 0	0- 0	HOME	0- 0	0- 1	3- 0				
2- 3	0- 0	0- 0	AWAY	0- 0	1- 2	1- 1				
0- 0	0- 0	0- 0	NEUTRAL	0- 0	0- 0	0- 0				
4- 3	0- 0	0- 0	CONFERENCE	0- 0	0- 2	4- 1				
2- 1	0- 0	0- 0	HOME	0- 0	0- 1	2- 0				
2- 2	0- 0	0- 0	AWAY	0- 0	0- 1	2- 1				
0- 0	0- 0	0- 0	NEUTRAL	0- 0	0- 0	0- 0				

RPI 1-25			RPI 26-50			RPI 51-100			RPI 101+ Team's RPI: 170		
RPI	S	Opponent	Score	RPI	S	Opponent	Score	RPI	S	Opponent	Score
								111	A	Holy Cross	42 68
								113	H	Lehigh	68 72
								134	A	Massachusetts	79 64
								135	A	Robert Morris	50 72
								135	H	Robert Morris	62 68
								144	A	Illinois	72 75
								155	A	Dartmouth	52 57
								210	H	Mt. St. Mary's	76 55
								224	A	Brown	72 57
								229	A	Saint Francis (PA)	71 56
								234	H	UMass Lowell	73 50
								270	A	Sacred Heart	60 63
								277	H	Vermont	78 53
								279	H	New Hampshire	64 54
								321	H	Bryant	78 66
								345	A	Central Conn. St.	65 56
LAST 10 Division I											
229	A	Saint Francis (PA)	71 56	135	H	Robert Morris	62 68				
135	A	Robert Morris	50 72	270	A	Sacred Heart	60 63				
210	H	Mt. St. Mary's	76 55	277	H	Vermont	78 53				
345	A	Central Conn. St.	65 56	234	H	UMass Lowell	73 50				
321	H	Bryant	78 66	144	A	Illinois	72 75				

Non-Div I Games: Eastern Nazarene 82 50 Fisher 81 42

Merrimack

■ Loss,
 ■ Non-Conf,
 ■ S Site,
 ■ H Home
 ■ A Away
 N Neutral

Average RPI Win:	136	WON-LOST	WINNING	LAST 10	STRENGTH OF	OPP. STRENGTH	TEAM	ADJ.	CONF.	ADJ CONF.
Average RPI Loss:	35	RECORD	PCT. RANK	GAMES	SCHEDULE	OF SCHEDULE	RPI	RPI	RPI	RPI
DIV. I ONLY	11- 8	130	5-5	8	37	56	56	5	5	
DIV. I NON-CONF.	8- 3	68	2-0	7	66	32	32	3	3	
TOTALS	RPI 1-25	RPI 26-50	W-L RECORDS	RPI 51-100	RPI 101-150	RPI 150+				
11- 8	0- 5	0- 1	OVERALL	4- 1	2- 1	5- 0				
10- 4	0- 4	0- 0	HOME	4- 0	1- 0	5- 0				
0- 4	0- 1	0- 1	AWAY	0- 1	0- 1	0- 0				
1- 0	0- 0	0- 0	NEUTRAL	0- 0	1- 0	0- 0				
8- 3	0- 3	0- 0	NON-CONFERENCE	3- 0	1- 0	4- 0				
7- 2	0- 2	0- 0	HOME	3- 0	0- 0	4- 0				
0- 1	0- 1	0- 0	AWAY	0- 0	0- 0	0- 0				
1- 0	0- 0	0- 0	NEUTRAL	0- 0	1- 0	0- 0				
3- 5	0- 2	0- 1	CONFERENCE	1- 1	1- 1	1- 0				
3- 2	0- 2	0- 0	HOME	1- 0	1- 0	1- 0				
0- 3	0- 0	0- 1	AWAY	0- 1	0- 1	0- 0				
0- 0	0- 0	0- 0	NEUTRAL	0- 0	0- 0	0- 0				

RPI 1-25				RPI 26-50				RPI 51-100 Team's RPI: 56				RPI 101+			
RPI	S	Opponent	Score	RPI	S	Opponent	Score	RPI	S	Opponent	Score	RPI	S	Opponent	Score
2	H	Louisville	41 87	46	A	Georgia Tech	54 61	53	H	IUPUI	74 65	112	H	Syracuse	77 62
10	H	Oregon St.	53 75					57	A	North Carolina	58 78	119	A	Notre Dame	53 76
13	A	DePaul	83 89					63	H	Wake Forest	59 56	124	N	N.C. A&T	68 67
14	H	Indiana	45 58					80	H	North Florida	78 55	162	H	Jackson St.	83 68
18	H	Florida St.	62 73					86	H	Washington St.	74 68	179	H	Clemson	68 64
												192	H	Binghamton	79 56
												194	H	Miami (OH)	80 62
												248	H	UNC Asheville	75 46
LAST 10 Division I															
179	H	Clemson	68 64	18	H	Florida St.	62 73								
119	A	Notre Dame	53 76	46	A	Georgia Tech	54 61								
57	A	North Carolina	58 78	63	H	Wake Forest	59 56								
112	H	Syracuse	77 62	86	H	Washington St.	74 68								
2	H	Louisville	41 87	248	H	UNC Asheville	75 46								

Non-Div I Games:

Miami (FL)

■ Loss,
 ■ Non-Conf, S Site,
 ■ Home
 ■ Away
 N Neutral

Average RPI Win:	283	WON-LOST	WINNING	LAST 10	STRENGTH OF	OPP. STRENGTH	TEAM	ADJ.	CONF.	ADJ CONF.
Average RPI Loss:	93	RECORD	PCT. RANK	GAMES	SCHEDULE	OF SCHEDULE	RPI	RPI	RPI	RPI
DIV. I ONLY	7- 10	219	3-7	211	120	194	194	10	10	
DIV. I NON-CONF.	6- 5	151	2-2	269	174	151	151	10	10	
TOTALS	RPI 1-25	RPI 26-50	W-L RECORDS	RPI 51-100	RPI 101-150	RPI 150+				
7- 10	0- 2	0- 0	OVERALL	0- 3	0- 3	7- 2				
3- 2	0- 0	0- 0	HOME	0- 1	0- 1	3- 0				
3- 7	0- 2	0- 0	AWAY	0- 2	0- 1	3- 2				
1- 1	0- 0	0- 0	NEUTRAL	0- 0	0- 1	1- 0				
6- 5	0- 1	0- 0	NON-CONFERENCE	0- 2	0- 2	6- 0				
2- 0	0- 0	0- 0	HOME	0- 0	0- 0	2- 0				
3- 4	0- 1	0- 0	AWAY	0- 2	0- 1	3- 0				
1- 1	0- 0	0- 0	NEUTRAL	0- 0	0- 1	1- 0				
1- 5	0- 1	0- 0	CONFERENCE	0- 1	0- 1	1- 2				
1- 2	0- 0	0- 0	HOME	0- 1	0- 1	1- 0				
0- 3	0- 1	0- 0	AWAY	0- 0	0- 0	0- 2				
0- 0	0- 0	0- 0	NEUTRAL	0- 0	0- 0	0- 0				

RPI 1-25				RPI 26-50				RPI 51-100				RPI 101+ Team's RPI: 194			
RPI	S	Opponent	Score	RPI	S	Opponent	Score	RPI	S	Opponent	Score	RPI	S	Opponent	Score
13	A	DePaul	79 98					56	A	Miami (FL)	62 80	108	N	Liberty	53 65
22	A	Central Mich.	70 76					61	A	Bradley	68 79	110	H	Kent St.	75 78
								78	H	Buffalo	72 86	114	A	Cincinnati	68 98
												180	A	Eastern Mich.	53 80
												187	A	Akron	62 70
												193	H	Northern Ill.	66 64
												253	A	South Alabama	76 73
												272	A	Eastern Ky.	75 57
												296	A	Pittsburgh	80 71
												300	N	Prairie View	65 52
												326	H	Evansville	72 64
												341	H	UIC	85 35
LAST 10 Division I															
187	A	Akron	62 70	78	H	Buffalo	72 86								
110	H	Kent St.	75 78	326	H	Evansville	72 64								
180	A	Eastern Mich.	53 80	296	A	Pittsburgh	80 71								
22	A	Central Mich.	70 76	114	A	Cincinnati	68 98								
193	H	Northern Ill.	66 64	56	A	Miami (FL)	62 80								

Non-Div I Games: Tiffin 83 51

Miami (OH)

■ Loss,
 ■ Non-Conf,
 ■ S Site,
 ■ H Home
 ■ A Away
 N Neutral

Michigan

Through Games Of Jan. 24, 2020

Average RPI Win:	166	WON-LOST	WINNING	LAST 10	STRENGTH OF	OPP. STRENGTH	TEAM	ADJ.	CONF.	ADJ CONF.
Average RPI Loss:	43	RECORD	PCT. RANK	GAMES	SCHEDULE	OF SCHEDULE	RPI	RPI	RPI	RPI
DIV. I ONLY	12- 6	72	5-5	60	59	54	54	2	2	
DIV. I NON-CONF.	9- 2	38	2-1	108	137	59	59	2	2	
TOTALS	RPI 1-25	RPI 26-50	W-L RECORDS	RPI 51-100	RPI 101-150	RPI 150+				
12- 6	0- 3	0- 1	OVERALL	2- 1	4- 1	6- 0				
8- 2	0- 1	0- 0	HOME	2- 0	2- 1	4- 0				
3- 3	0- 1	0- 1	AWAY	0- 1	1- 0	2- 0				
1- 1	0- 1	0- 0	NEUTRAL	0- 0	1- 0	0- 0				
9- 2	0- 1	0- 0	NON-CONFERENCE	1- 0	3- 1	5- 0				
6- 1	0- 0	0- 0	HOME	1- 0	2- 1	3- 0				
2- 0	0- 0	0- 0	AWAY	0- 0	0- 0	2- 0				
1- 1	0- 1	0- 0	NEUTRAL	0- 0	1- 0	0- 0				
3- 4	0- 2	0- 1	CONFERENCE	1- 1	1- 0	1- 0				
2- 1	0- 1	0- 0	HOME	1- 0	0- 0	1- 0				
1- 3	0- 1	0- 1	AWAY	0- 1	1- 0	0- 0				
0- 0	0- 0	0- 0	NEUTRAL	0- 0	0- 0	0- 0				

RPI 1-25				RPI 26-50				RPI 51-100 Team's RPI: 54				RPI 101+			
RPI	S	Opponent	Score	RPI	S	Opponent	Score	RPI	S	Opponent	Score	RPI	S	Opponent	Score
17	A	Maryland	55 70	28	A	Ohio St.	69 78	60	A	Nebraska	71 74	110	N	Kent St.	88 53
17	H	Maryland	49 77					61	H	Bradley	77 57	112	H	Syracuse	84 76
18	N	Florida St.	69 79					91	H	Michigan St.	89 69	117	A	Wisconsin	68 56
												119	H	Notre Dame	72 76
												137	H	Western Mich.	76 55
												180	A	Eastern Mich.	57 38
												187	A	Akron	80 71
												188	H	Penn St.	82 48
												267	H	Appalachian St.	62 35
												268	H	Oakland	79 64
												269	H	Morgan St.	80 48
LAST 10 Division I															
60	A	Nebraska	71 74	188	H	Penn St.	82 48	17	A	Maryland	55 70				
117	A	Wisconsin	68 56	18	N	Florida St.	69 79	267	H	Appalachian St.	62 35				
17	H	Maryland	49 77	268	H	Oakland	79 64								
28	A	Ohio St.	69 78												
91	H	Michigan St.	89 69												

Non-Div I Games:

Michigan

■ Loss,
■ Non-Conf, S Site,
■ Home
■ Away
N Neutral

Average RPI Win:	173	WON-LOST	WINNING	LAST 10	STRENGTH OF	OPP. STRENGTH	TEAM	ADJ.	CONF.	ADJ CONF.
Average RPI Loss:	58	RECORD	PCT. RANK	GAMES	SCHEDULE	OF SCHEDULE	RPI	RPI	RPI	RPI
DIV. I ONLY	11- 8	130	4-6	86	15	91	91	2	2	
DIV. I NON-CONF.	7- 4	100	0-2	261	40	154	154	2	2	
TOTALS	RPI 1-25	RPI 26-50	W-L RECORDS	RPI 51-100	RPI 101-150	RPI 150+				
11- 8	0- 4	2- 1	OVERALL	1- 1	2- 1	6- 1				
8- 1	0- 1	1- 0	HOME	1- 0	1- 0	5- 0				
2- 4	0- 2	1- 0	AWAY	0- 1	1- 0	0- 1				
1- 3	0- 1	0- 1	NEUTRAL	0- 0	0- 1	1- 0				
7- 4	0- 2	0- 1	NON-CONFERENCE	0- 0	1- 1	6- 0				
5- 0	0- 0	0- 0	HOME	0- 0	0- 0	5- 0				
1- 1	0- 1	0- 0	AWAY	0- 0	1- 0	0- 0				
1- 3	0- 1	0- 1	NEUTRAL	0- 0	0- 1	1- 0				
4- 4	0- 2	2- 0	CONFERENCE	1- 1	1- 0	0- 1				
3- 1	0- 1	1- 0	HOME	1- 0	1- 0	0- 0				
1- 3	0- 1	1- 0	AWAY	0- 1	0- 0	0- 1				
0- 0	0- 0	0- 0	NEUTRAL	0- 0	0- 0	0- 0				

RPI 1-25				RPI 26-50				RPI 51-100				RPI 101+			
RPI	S	Opponent	Score	RPI	S	Opponent	Score	RPI	S	Opponent	Score	RPI	S	Opponent	Score
14	A	Indiana	67 79	28	H	Ohio St.	68 65	54	A	Michigan	69 89	112	N	Syracuse	63 77
15	H	Northwestern	48 76	38	A	Rutgers	66 55	60	H	Nebraska	78 70	117	H	Wisconsin	69 52
18	A	Florida St.	68 78	39	N	West Virginia	57 63					119	A	Notre Dame	72 69
23	N	LSU	56 58									178	N	Kansas St.	65 60
												180	H	Eastern Mich.	85 50
												188	A	Penn St.	73 86
												260	H	Morehead St.	93 48
												268	H	Oakland	76 56
												313	H	Detroit Mercy	110 52
												344	H	Hartford	79 34
LAST 10 Division I															
15	H	Northwestern	48 76	54	A	Michigan	69 89								
38	A	Rutgers	66 55	60	H	Nebraska	78 70								
28	H	Ohio St.	68 65	14	A	Indiana	67 79								
117	H	Wisconsin	69 52	39	N	West Virginia	57 63								
188	A	Penn St.	73 86	112	N	Syracuse	63 77								

Non-Div I Games:

Michigan St.

■ Loss,
■ Non-Conf,
■ S Site,
■ H Home
■ A Away
N Neutral

Average RPI Win:	170	WON-LOST	WINNING	LAST 10	STRENGTH OF	OPP. STRENGTH	TEAM	ADJ.	CONF.	ADJ CONF.
Average RPI Loss:	63	RECORD	PCT. RANK	GAMES	SCHEDULE	OF SCHEDULE	RPI	RPI	RPI	RPI
DIV. I ONLY	12- 7	100	6-4	45	85	59	59	13	13	
DIV. I NON-CONF.	8- 4	90	2-1	25	39	41	41	13	13	
TOTALS	RPI 1-25	RPI 26-50	W-L RECORDS	RPI 51-100	RPI 101-150	RPI 150+				
12- 7	1- 2	0- 3	OVERALL	1- 1	4- 0	6- 1				
8- 2	1- 1	0- 1	HOME	1- 0	2- 0	4- 0				
3- 3	0- 0	0- 1	AWAY	0- 1	1- 0	2- 1				
1- 2	0- 1	0- 1	NEUTRAL	0- 0	1- 0	0- 0				
8- 4	1- 2	0- 1	NON-CONFERENCE	0- 1	4- 0	3- 0				
5- 1	1- 1	0- 0	HOME	0- 0	2- 0	2- 0				
2- 1	0- 0	0- 0	AWAY	0- 1	1- 0	1- 0				
1- 2	0- 1	0- 1	NEUTRAL	0- 0	1- 0	0- 0				
4- 3	0- 0	0- 2	CONFERENCE	1- 0	0- 0	3- 1				
3- 1	0- 0	0- 1	HOME	1- 0	0- 0	2- 0				
1- 2	0- 0	0- 1	AWAY	0- 0	0- 0	1- 1				
0- 0	0- 0	0- 0	NEUTRAL	0- 0	0- 0	0- 0				

RPI 1-25				RPI 26-50				RPI 51-100				RPI 101+			
RPI	S	Opponent	Score	RPI	S	Opponent	Score	RPI	S	Opponent	Score	RPI	S	Opponent	Score
9	N	Gonzaga	50 62	27	N	Arizona St.	60 61	71	H	Charlotte	83 59	116	H	VCU	86 63
20	H	Kentucky	52 67	32	A	Western Ky.	63 71	79	A	Belmont	57 68	128	A	Tulane	64 62
25	H	TCU	82 70	37	H	Old Dominion	56 67					141	H	Tennessee Tech	64 58
												145	N	Auburn	73 50
												153	H	Furman	78 62
												176	H	Fla. Atlantic	81 66
												237	A	Louisiana Tech	60 78
												247	A	Marshall	75 55
												251	H	Lipscomb	70 49
												282	A	East Carolina	68 66
												301	H	FIU	72 56
LAST 10 Division I															
237	A	Louisiana Tech	60 78	71	H	Charlotte	83 59								
301	H	FIU	72 56	37	H	Old Dominion	56 67								
176	H	Fla. Atlantic	81 66	25	H	TCU	82 70								
32	A	Western Ky.	63 71	116	H	VCU	86 63								
247	A	Marshall	75 55	79	A	Belmont	57 68								

Non-Div I Games:

Middle Tenn.

■ Loss,
 ■ Non-Conf,
 ■ S Site,
 ■ H Home
 ■ A Away
 N Neutral

Milwaukee

Through Games Of Jan. 24, 2020

Average RPI Win:	259	WON-LOST	WINNING	LAST 10	STRENGTH OF	OPP. STRENGTH	TEAM	ADJ.	CONF.	ADJ CONF.
Average RPI Loss:	132	RECORD	PCT. RANK	GAMES	SCHEDULE	OF SCHEDULE	RPI	RPI	RPI	RPI
DIV. I ONLY	5- 13	281	3-7	176	184	278	278	21	21	
DIV. I NON-CONF.	2- 8	295	0-2	105	79	275	275	18	18	
TOTALS	RPI 1-25	RPI 26-50	W-L RECORDS	RPI 51-100	RPI 101-150	RPI 150+				
5- 13	0- 2	0- 1	OVERALL	0- 2	1- 1	4- 7				
4- 5	0- 0	0- 1	HOME	0- 1	1- 0	3- 3				
1- 8	0- 2	0- 0	AWAY	0- 1	0- 1	1- 4				
0- 0	0- 0	0- 0	NEUTRAL	0- 0	0- 0	0- 0				
2- 8	0- 2	0- 1	NON-CONFERENCE	0- 1	0- 1	2- 3				
2- 3	0- 0	0- 1	HOME	0- 0	0- 0	2- 2				
0- 5	0- 2	0- 0	AWAY	0- 1	0- 1	0- 1				
0- 0	0- 0	0- 0	NEUTRAL	0- 0	0- 0	0- 0				
3- 5	0- 0	0- 0	CONFERENCE	0- 1	1- 0	2- 4				
2- 2	0- 0	0- 0	HOME	0- 1	1- 0	1- 1				
1- 3	0- 0	0- 0	AWAY	0- 0	0- 0	1- 3				
0- 0	0- 0	0- 0	NEUTRAL	0- 0	0- 0	0- 0				

RPI 1-25				RPI 26-50				RPI 51-100				RPI 101+ Team's RPI: 278			
RPI	S	Opponent	Score	RPI	S	Opponent	Score	RPI	S	Opponent	Score	RPI	S	Opponent	Score
13	A	DePaul	65 94	40	H	Marquette	56 78	53	H	IUPUI	52 75	117	A	Wisconsin	40 71
24	A	Purdue	55 68					70	A	Minnesota	61 77	143	H	Wright St.	60 58
												156	A	Columbia	46 74
												165	A	Green Bay	48 61
												183	A	Cleveland St.	49 58
												193	H	Northern Ill.	78 65
												197	H	Bowling Green	51 63
												207	H	North Dakota	58 66
												221	H	Northern Ky.	49 61
												268	A	Oakland	62 78
												307	H	Ark.-Pine Bluff	69 55
												313	A	Detroit Mercy	63 48
												341	H	UIC	71 55
LAST 10 Division I															
183	A	Cleveland St.	49 58	165	A	Green Bay	48 61								
53	H	IUPUI	52 75	221	H	Northern Ky.	49 61								
341	H	UIC	71 55	143	H	Wright St.	60 58								
268	A	Oakland	62 78	207	H	North Dakota	58 66								
313	A	Detroit Mercy	63 48	197	H	Bowling Green	51 63								

Non-Div I Games: Wis.-Parkside 84 77

Milwaukee

Loss, Non-Conf, S Site, H Home A Away N Neutral

Minnesota

Through Games Of Jan. 24, 2020

Average RPI Win:	168	WON-LOST	WINNING	LAST 10	STRENGTH OF	OPP. STRENGTH	TEAM	ADJ.	CONF.	ADJ CONF.
Average RPI Loss:	54	RECORD	PCT. RANK	GAMES	SCHEDULE	OF SCHEDULE	RPI	RPI	RPI	RPI
DIV. I ONLY	12- 7	100	4-6	62	29	70	70	2	2	
DIV. I NON-CONF.	10- 1	19	2-0	137	100	38	38	2	2	
TOTALS	RPI 1-25	RPI 26-50	W-L RECORDS	RPI 51-100	RPI 101-150	RPI 150+				
12- 7	1- 3	1- 1	OVERALL	0- 1	3- 2	7- 0				
7- 5	0- 3	1- 1	HOME	0- 0	2- 1	4- 0				
5- 2	1- 0	0- 0	AWAY	0- 1	1- 1	3- 0				
0- 0	0- 0	0- 0	NEUTRAL	0- 0	0- 0	0- 0				
10- 1	0- 1	1- 0	NON-CONFERENCE	0- 0	3- 0	6- 0				
7- 1	0- 1	1- 0	HOME	0- 0	2- 0	4- 0				
3- 0	0- 0	0- 0	AWAY	0- 0	1- 0	2- 0				
0- 0	0- 0	0- 0	NEUTRAL	0- 0	0- 0	0- 0				
2- 6	1- 2	0- 1	CONFERENCE	0- 1	0- 2	1- 0				
0- 4	0- 2	0- 1	HOME	0- 0	0- 1	0- 0				
2- 2	1- 0	0- 0	AWAY	0- 1	0- 1	1- 0				
0- 0	0- 0	0- 0	NEUTRAL	0- 0	0- 0	0- 0				

RPI	S	Opponent	Score	RPI	S	Opponent	Score	RPI	S	Opponent	Score	RPI	S	Opponent	Score
4	H	Iowa	75 76	27	H	Arizona St.	80 66	60	A	Nebraska	58 72	113	H	Lehigh	77 49
7	H	Missouri St.	69 77	28	H	Ohio St.	63 66					117	H	Wisconsin	62 72
15	H	Northwestern	54 56									119	A	Notre Dame	75 67
24	A	Purdue	72 59									123	H	Montana St.	71 60
												144	A	Illinois	71 74
												152	A	George Washington	83 50
												188	A	Penn St.	81 74
												196	A	American	70 53
												203	H	UC Davis	76 67
												277	H	Vermont	90 58
												278	H	Milwaukee	77 61
												321	H	Bryant	101 56
LAST 10 Division I															
117	H	Wisconsin	62 72	60	A	Nebraska	58 72								
24	A	Purdue	72 59	28	H	Ohio St.	63 66								
4	H	Iowa	75 76	188	A	Penn St.	81 74								
144	A	Illinois	71 74	113	H	Lehigh	77 49								
15	H	Northwestern	54 56	203	H	UC Davis	76 67								

Non-Div I Games:

Minnesota

Loss, Non-Conf, S Site, H Home A Away N Neutral

Mississippi St.

Through Games Of Jan. 24, 2020

Average RPI Win:	119	WON-LOST	WINNING	LAST 10	STRENGTH OF	OPP. STRENGTH	TEAM	ADJ.	CONF.	ADJ CONF.
Average RPI Loss:	15	RECORD	PCT. RANK	GAMES	SCHEDULE	OF SCHEDULE	RPI	RPI	RPI	RPI
DIV. I ONLY	17- 3	19	9-1	16	16	12	12	4	4	
DIV. I NON-CONF.	12- 2	29	4-0	36	30	13	13	5	5	
TOTALS	RPI 1-25	RPI 26-50	W-L RECORDS	RPI 51-100	RPI 101-150	RPI 150+				
17- 3	1- 2	2- 1	OVERALL	5- 0	3- 0	6- 0				
7- 1	1- 0	0- 1	HOME	2- 0	1- 0	3- 0				
6- 1	0- 1	1- 0	AWAY	2- 0	2- 0	1- 0				
4- 1	0- 1	1- 0	NEUTRAL	1- 0	0- 0	2- 0				
12- 2	0- 1	2- 1	NON-CONFERENCE	3- 0	1- 0	6- 0				
5- 1	0- 0	0- 1	HOME	2- 0	0- 0	3- 0				
3- 0	0- 0	1- 0	AWAY	0- 0	1- 0	1- 0				
4- 1	0- 1	1- 0	NEUTRAL	1- 0	0- 0	2- 0				
5- 1	1- 1	0- 0	CONFERENCE	2- 0	2- 0	0- 0				
2- 0	1- 0	0- 0	HOME	0- 0	1- 0	0- 0				
3- 1	0- 1	0- 0	AWAY	2- 0	1- 0	0- 0				
0- 0	0- 0	0- 0	NEUTRAL	0- 0	0- 0	0- 0				

RPI 1-25				RPI 26-50				RPI 51-100				RPI 101+			
RPI	S	Opponent	Score	RPI	S	Opponent	Score	RPI	S	Opponent	Score	RPI	S	Opponent	Score
1	A	South Carolina	79 81	34	N	Virginia	72 59	66	A	Vanderbilt	68 52	129	A	Louisiana	64 48
5	N	Stanford	62 67	39	H	West Virginia	65 71	67	A	Georgia	73 66	138	H	Florida	93 47
23	H	LSU	64 60	40	A	Marquette	74 68	68	H	Troy	122 82	149	A	Missouri	79 64
								81	N	South Fla.	86 61	162	A	Jackson St.	92 53
								83	H	UT Martin	82 46	165	N	Green Bay	83 58
												189	H	Little Rock	89 50
												190	H	Southern Miss.	91 58
												215	H	Murray St.	124 43
												226	N	San Francisco	73 38
LAST 10 Division I															
66	A	Vanderbilt	68 52	138	H	Florida	93 47								
1	A	South Carolina	79 81	189	H	Little Rock	89 50								
23	H	LSU	64 60	34	N	Virginia	72 59								
149	A	Missouri	79 64	81	N	South Fla.	86 61								
67	A	Georgia	73 66	129	A	Louisiana	64 48								

Non-Div I Games:

Mississippi St.

■ Loss,
 ■ Non-Conf, S Site,
 ■ Home
 ■ Away
 N Neutral

Average RPI Win: 350				Through Games of Sun. 11/1/10													
WON-LOST		WINNING		LAST 10		STRENGTH OF		OPP. STRENGTH		TEAM		ADJ.		CONF.		ADJ CONF.	
RECORD		PCT. RANK		GAMES		SCHEDULE		OF SCHEDULE		RPI		RPI		RPI		RPI	
DIV. I ONLY		1- 15		344		1-9		347		345		351		351		31	
DIV. I NON-CONF.		1- 10		329		1-4		324		337		347		347		28	
TOTALS		RPI 1-25		RPI 26-50		W-L RECORDS		RPI 51-100		RPI 101-150		RPI 150+					
1- 15		0- 0		0- 0		OVERALL		0- 0		0- 0		1- 15					
1- 5		0- 0		0- 0		HOME		0- 0		0- 0		1- 5					
0- 9		0- 0		0- 0		AWAY		0- 0		0- 0		0- 9					
0- 1		0- 0		0- 0		NEUTRAL		0- 0		0- 0		0- 1					
1- 10		0- 0		0- 0		NON-CONFERENCE		0- 0		0- 0		1- 10					
1- 2		0- 0		0- 0		HOME		0- 0		0- 0		1- 2					
0- 7		0- 0		0- 0		AWAY		0- 0		0- 0		0- 7					
0- 1		0- 0		0- 0		NEUTRAL		0- 0		0- 0		0- 1					
0- 5		0- 0		0- 0		CONFERENCE		0- 0		0- 0		0- 5					
0- 3		0- 0		0- 0		HOME		0- 0		0- 0		0- 3					
0- 2		0- 0		0- 0		AWAY		0- 0		0- 0		0- 2					
0- 0		0- 0		0- 0		NEUTRAL		0- 0		0- 0		0- 0					

RPI 1-25				RPI 26-50				RPI 51-100				RPI 101+				Team's RPI: 351	
RPI	S	Opponent	Score	RPI	S	Opponent	Score	RPI	S	Opponent	Score	RPI	S	Opponent	Score		
												161	A	North Ala.	60	86	
												164	A	Memphis	54	91	
												172	H	Austin Peay	82	100	
												190	A	Southern Miss.	80	84	
												215	H	Murray St.	66	72	
												217	A	Wyoming	22	95	
												246	H	Southern U.	54	84	
												256	A	Colorado St.	46	65	
												274	A	Alabama A&M	48	68	
												280	A	Ole Miss	53	72	
												285	N	Omaha	70	78	
												307	H	Ark.-Pine Bluff	77	80	
												309	A	Alabama St.	64	77	
												311	H	Alcorn	67	81	
												347	A	La.-Monroe	66	74	
												350	H	Florida A&M	71	70	
LAST 10 Division I																	
				246	H	Southern U.	54	84	347	A	La.-Monroe	66	74				
				311	H	Alcorn	67	81	164	A	Memphis	54	91				
				274	A	Alabama A&M	48	68	256	A	Colorado St.	46	65				
				309	A	Alabama St.	64	77	217	A	Wyoming	22	95				
				307	H	Ark.-Pine Bluff	77	80	350	H	Florida A&M	71	70				

Non-Div I Games:

Mississippi Val.

■ Loss, ■ Non-Conf, S Site, H Home A Away N Neutral

Average RPI Win:	188	WON-LOST	WINNING	LAST 10	STRENGTH OF	OPP. STRENGTH	TEAM	ADJ.	CONF.	ADJ CONF.
Average RPI Loss:	77	RECORD	PCT. RANK	GAMES	SCHEDULE	OF SCHEDULE	RPI	RPI	RPI	RPI
DIV. I ONLY	5- 14	291	2-8	7	79	149	149	4	4	
DIV. I NON-CONF.	3- 10	282	0-4	34	120	223	223	5	5	
TOTALS	RPI 1-25	RPI 26-50	W-L RECORDS	RPI 51-100	RPI 101-150	RPI 150+				
5- 14	1- 4	0- 2	OVERALL	0- 4	1- 1	3- 3				
4- 6	1- 3	0- 0	HOME	0- 2	1- 1	2- 0				
1- 6	0- 1	0- 2	AWAY	0- 1	0- 0	1- 2				
0- 2	0- 0	0- 0	NEUTRAL	0- 1	0- 0	0- 1				
3- 10	0- 2	0- 1	NON-CONFERENCE	0- 3	1- 1	2- 3				
3- 4	0- 1	0- 0	HOME	0- 2	1- 1	2- 0				
0- 4	0- 1	0- 1	AWAY	0- 0	0- 0	0- 2				
0- 2	0- 0	0- 0	NEUTRAL	0- 1	0- 0	0- 1				
2- 4	1- 2	0- 1	CONFERENCE	0- 1	0- 0	1- 0				
1- 2	1- 2	0- 0	HOME	0- 0	0- 0	0- 0				
1- 2	0- 0	0- 1	AWAY	0- 1	0- 0	1- 0				
0- 0	0- 0	0- 0	NEUTRAL	0- 0	0- 0	0- 0				

RPI	S	Opponent	Score	RPI	S	Opponent	Score	RPI	S	Opponent	Score	RPI	S	Opponent	Score	Team's RPI: 149
1	H	South Carolina	45 78	43	A	South Dakota	56 72	52	H	UNI	73 78	109	H	Saint Louis	83 58	
7	A	Missouri St.	72 79	48	A	Arkansas	73 90	57	N	North Carolina	69 82	144	H	Illinois	51 58	
12	H	Mississippi St.	64 79					58	A	Tennessee	66 77	165	A	Green Bay	64 72	
21	H	Princeton	33 68					60	H	Nebraska	85 90	184	N	New Mexico	68 71	
23	H	LSU	69 65									199	H	Western Ill.	97 89	
												231	A	UMKC	56 59	
												280	A	Ole Miss	71 57	
												327	H	SIUE	68 51	
LAST 10 Division I																
280	A	Ole Miss	71 57	58	A	Tennessee	66 77									
1	H	South Carolina	45 78	144	H	Illinois	51 58									
48	A	Arkansas	73 90	21	H	Princeton	33 68									
12	H	Mississippi St.	64 79	7	A	Missouri St.	72 79									
23	H	LSU	69 65	231	A	UMKC	56 59									

Non-Div I Games:

Missouri

■ Loss,
 ■ Non-Conf, S Site,
 ■ Home
 ■ Away
 N Neutral

Average RPI Win:	122	WON-LOST	WINNING	LAST 10	STRENGTH OF	OPP. STRENGTH	TEAM	ADJ.	CONF.	ADJ CONF.
Average RPI Loss:	32	RECORD	PCT. RANK	GAMES	SCHEDULE	OF SCHEDULE	RPI	RPI	RPI	RPI
DIV. I ONLY	14- 3	29	8-2	13	57	7	7	7	7	7
DIV. I NON-CONF.	9- 2	38	3-1	9	18	4	4	7	7	7
TOTALS	RPI 1-25	RPI 26-50	W-L RECORDS	RPI 51-100	RPI 101-150	RPI 150+				
14- 3	0- 2	3- 0	OVERALL	2- 1	4- 0	5- 0				
7- 0	0- 0	1- 0	HOME	1- 0	2- 0	3- 0				
7- 3	0- 2	2- 0	AWAY	1- 1	2- 0	2- 0				
0- 0	0- 0	0- 0	NEUTRAL	0- 0	0- 0	0- 0				
9- 2	0- 2	2- 0	NON-CONFERENCE	1- 0	3- 0	3- 0				
5- 0	0- 0	0- 0	HOME	0- 0	2- 0	3- 0				
4- 2	0- 2	2- 0	AWAY	1- 0	1- 0	0- 0				
0- 0	0- 0	0- 0	NEUTRAL	0- 0	0- 0	0- 0				
5- 1	0- 0	1- 0	CONFERENCE	1- 1	1- 0	2- 0				
2- 0	0- 0	1- 0	HOME	1- 0	0- 0	0- 0				
3- 1	0- 0	0- 0	AWAY	0- 1	1- 0	2- 0				
0- 0	0- 0	0- 0	NEUTRAL	0- 0	0- 0	0- 0				

RPI 1-25				RPI 26-50				RPI 51-100				RPI 101+			
RPI	S	Opponent	Score	RPI	S	Opponent	Score	RPI	S	Opponent	Score	RPI	S	Opponent	Score
9	A	Gonzaga	52 64	31	H	Drake	69 67	52	H	UNI	80 66	101	A	Boise St.	72 69
10	A	Oregon St.	69 80	33	A	Oklahoma	96 90	70	A	Minnesota	77 69	102	A	Loyola Chicago	74 72
				43	A	South Dakota	74 66	76	A	Southern Ill.	68 70	148	H	Wichita St.	68 55
												149	H	Missouri	79 72
												151	H	A&M-Corpus Christi	79 51
												166	A	Valparaiso	81 68
												173	H	Santa Clara	71 64
												231	H	UMKC	83 58
												262	A	Indiana St.	76 55
LAST 10 Division I															
262	A	Indiana St.	76 55	102	A	Loyola Chicago	74 72								
76	A	Southern Ill.	68 70	9	A	Gonzaga	52 64								
52	H	UNI	80 66	149	H	Missouri	79 72								
31	H	Drake	69 67	148	H	Wichita St.	68 55								
166	A	Valparaiso	81 68	231	H	UMKC	83 58								

Non-Div I Games: William Jewell 111 39

Missouri St.

Average RPI Win:	286	WON-LOST	WINNING	LAST 10	STRENGTH OF	OPP. STRENGTH	TEAM	ADJ.	CONF.	ADJ CONF.
Average RPI Loss:	173	RECORD	PCT. RANK	GAMES	SCHEDULE	OF SCHEDULE	RPI	RPI	RPI	RPI
DIV. I ONLY	5- 13	281	2-8	279	227	294	294	25	25	
DIV. I NON-CONF.	3- 6	235	1-1	160	172	201	201	25	25	
TOTALS	RPI 1-25	RPI 26-50	W-L RECORDS	RPI 51-100	RPI 101-150	RPI 150+				
5- 13	0- 1	0- 1	OVERALL	0- 2	0- 2	5- 7				
2- 4	0- 0	0- 0	HOME	0- 0	0- 1	2- 3				
2- 9	0- 1	0- 1	AWAY	0- 2	0- 1	2- 4				
1- 0	0- 0	0- 0	NEUTRAL	0- 0	0- 0	1- 0				
3- 6	0- 1	0- 1	NON-CONFERENCE	0- 1	0- 2	3- 1				
1- 1	0- 0	0- 0	HOME	0- 0	0- 1	1- 0				
1- 5	0- 1	0- 1	AWAY	0- 1	0- 1	1- 1				
1- 0	0- 0	0- 0	NEUTRAL	0- 0	0- 0	1- 0				
2- 7	0- 0	0- 0	CONFERENCE	0- 1	0- 0	2- 6				
1- 3	0- 0	0- 0	HOME	0- 0	0- 0	1- 3				
1- 4	0- 0	0- 0	AWAY	0- 1	0- 0	1- 3				
0- 0	0- 0	0- 0	NEUTRAL	0- 0	0- 0	0- 0				

RPI S	Opponent	Score	RPI S	Opponent	Score	RPI S	Opponent	Score	RPI S	Opponent	Score	Team's RPI: 294
21 A	Princeton	40 52	36 A	Arizona	34 86	51 A	Bucknell	37 71	127 H	Providence	52 68	
						75 A	Marist	66 76	146 A	San Diego	49 57	
									198 A	Quinnipiac	53 60	
									206 H	Iona	33 36	
									219 H	Manhattan	62 60	
									225 H	Lafayette	52 44	
									227 H	Niagara	70 73	
									235 A	Fairfield	38 49	
									286 A	Loyola Maryland	48 64	
									308 A	Siena	39 51	
									319 A	Albany (NY)	53 41	
									325 N	Purdue Fort Wayne	60 46	
									330 H	Canisius	62 71	
									342 A	Saint Peter's	81 67	
LAST 10 Division I												
308 A	Siena	39 51	235 A	Fairfield	38 49							
227 H	Niagara	70 73	330 H	Canisius	62 71							
198 A	Quinnipiac	53 60	75 A	Marist	66 76							
342 A	Saint Peter's	81 67	319 A	Albany (NY)	53 41							
206 H	Iona	33 36	286 A	Loyola Maryland	48 64							

Non-Div I Games:

Monmouth

Montana

Through Games Of Jan. 24, 2020

Average RPI Win:	258	WON-LOST	WINNING	LAST 10	STRENGTH OF	OPP. STRENGTH	TEAM	ADJ.	CONF.	ADJ CONF.
Average RPI Loss:	139	RECORD	PCT. RANK	GAMES	SCHEDULE	OF SCHEDULE	RPI	RPI	RPI	RPI
DIV. I ONLY	7- 8	197	5-5	146	312	186	186	19	19	
DIV. I NON-CONF.	3- 4	201	1-1	24	322	118	118	17	17	
TOTALS	RPI 1-25	RPI 26-50	W-L RECORDS	RPI 51-100	RPI 101-150	RPI 150+				
7- 8	0- 0	0- 2	OVERALL	0- 1	0- 1	7- 4				
3- 4	0- 0	0- 1	HOME	0- 1	0- 0	3- 2				
4- 3	0- 0	0- 1	AWAY	0- 0	0- 1	4- 1				
0- 1	0- 0	0- 0	NEUTRAL	0- 0	0- 0	0- 1				
3- 4	0- 0	0- 2	NON-CONFERENCE	0- 1	0- 0	3- 1				
1- 2	0- 0	0- 1	HOME	0- 1	0- 0	1- 0				
2- 1	0- 0	0- 1	AWAY	0- 0	0- 0	2- 0				
0- 1	0- 0	0- 0	NEUTRAL	0- 0	0- 0	0- 1				
4- 4	0- 0	0- 0	CONFERENCE	0- 0	0- 1	4- 3				
2- 2	0- 0	0- 0	HOME	0- 0	0- 0	2- 2				
2- 2	0- 0	0- 0	AWAY	0- 0	0- 1	2- 1				
0- 0	0- 0	0- 0	NEUTRAL	0- 0	0- 0	0- 0				

RPI S	Opponent	Score	RPI S	Opponent	Score	RPI S	Opponent	Score	RPI S	Opponent	Score	Team's RPI: 186
36	H Arizona	42 77	90	H Fresno St.	63 76	120	A Idaho	51 52				
43	A South Dakota	64 96				173	N Santa Clara	58 68				
						191	H Southern Utah	81 74				
						195	H Northern Colo.	58 67				
						200	A Portland St.	65 78				
						202	A Northern Ariz.	79 71				
						222	A Cal St. Fullerton	71 69				
						255	H Idaho St.	53 67				
						265	H Grand Canyon	72 67				
						287	H Eastern Wash.	92 54				
						318	A Sacramento St.	64 60				
						320	A Utah Valley	63 52				
LAST 10 Division I												
255	H Idaho St.	53 67	191	H Southern Utah	81 74							
120	A Idaho	51 52	318	A Sacramento St.	64 60							
200	A Portland St.	65 78	202	A Northern Ariz.	79 71							
287	H Eastern Wash.	92 54	43	A South Dakota	64 96							
195	H Northern Colo.	58 67	320	A Utah Valley	63 52							

Non-Div I Games: Mont. St.-Northern 98 45 Mont. St. Billings 70 53

Montana

Loss, Non-Conf, S Site, H Home A Away N Neutral

Average RPI Win:	249	WON-LOST	WINNING	LAST 10	STRENGTH OF	OPP. STRENGTH	TEAM	ADJ.	CONF.	ADJ CONF.
Average RPI Loss:	75	RECORD	PCT. RANK	GAMES	SCHEDULE	OF SCHEDULE	RPI	RPI	RPI	RPI
DIV. I ONLY	9- 6	114	7-3	151	195	123	123	19	19	
DIV. I NON-CONF.	2- 5	259	0-2	22	104	141	141	17	17	
TOTALS	RPI 1-25	RPI 26-50	W-L RECORDS	RPI 51-100	RPI 101-150	RPI 150+				
9- 6	0- 2	0- 0	OVERALL	0- 2	0- 2	9- 0				
4- 2	0- 1	0- 0	HOME	0- 0	0- 1	4- 0				
5- 2	0- 0	0- 0	AWAY	0- 2	0- 0	5- 0				
0- 2	0- 1	0- 0	NEUTRAL	0- 0	0- 1	0- 0				
2- 5	0- 2	0- 0	NON-CONFERENCE	0- 2	0- 1	2- 0				
1- 1	0- 1	0- 0	HOME	0- 0	0- 0	1- 0				
1- 2	0- 0	0- 0	AWAY	0- 2	0- 0	1- 0				
0- 2	0- 1	0- 0	NEUTRAL	0- 0	0- 1	0- 0				
7- 1	0- 0	0- 0	CONFERENCE	0- 0	0- 1	7- 0				
3- 1	0- 0	0- 0	HOME	0- 0	0- 1	3- 0				
4- 0	0- 0	0- 0	AWAY	0- 0	0- 0	4- 0				
0- 0	0- 0	0- 0	NEUTRAL	0- 0	0- 0	0- 0				

RPI 1-25				RPI 26-50				RPI 51-100				RPI 101+ Team's RPI: 123			
RPI	S	Opponent	Score	RPI	S	Opponent	Score	RPI	S	Opponent	Score	RPI	S	Opponent	Score
9	H	Gonzaga	55 70					70	A	Minnesota	60 71	120	H	Idaho	68 69
16	N	Texas A&M	67 78					87	A	South Dakota St.	50 60	148	N	Wichita St.	64 66
												191	H	Southern Utah	91 65
												195	H	Northern Colo.	91 58
												200	A	Portland St.	73 62
												202	A	Northern Ariz.	72 64
												203	H	UC Davis	77 65
												287	A	Eastern Wash.	89 85
												303	H	Weber St.	81 52
												318	A	Sacramento St.	85 48
												340	A	Seattle U	73 65
LAST 10 Division I															
303	H	Weber St.	81 52	195	H	Northern Colo.	91 58								
287	A	Eastern Wash.	89 85	202	A	Northern Ariz.	72 64								
200	A	Portland St.	73 62	318	A	Sacramento St.	85 48								
120	H	Idaho	68 69	16	N	Texas A&M	67 78								
191	H	Southern Utah	91 65	148	N	Wichita St.	64 66								

Non-Div I Games: Carroll (MT) 67 33 Mont. St.-Northern 93 34

Montana St.

Loss, Non-Conf, S Site, H Home A Away N Neutral

Average RPI Win: 288	WON-LOST	WINNING	LAST 10	STRENGTH OF	OPP. STRENGTH	TEAM	ADJ.	CONF.	ADJ CONF.
Average RPI Loss: 127	RECORD	PCT. RANK	GAMES	SCHEDULE	OF SCHEDULE	RPI	RPI	RPI	RPI
DIV. I ONLY	5- 12	274	3-7	140	257	260	260	20	20
DIV. I NON-CONF.	2- 8	295	0-3	80	158	256	256	23	23
TOTALS	RPI 1-25	RPI 26-50	W-L RECORDS	RPI 51-100	RPI 101-150	RPI 150+			
5- 12	0- 2	0- 0	OVERALL	0- 3	0- 3	5- 4			
4- 4	0- 0	0- 0	HOME	0- 0	0- 2	4- 2			
1- 8	0- 2	0- 0	AWAY	0- 3	0- 1	1- 2			
0- 0	0- 0	0- 0	NEUTRAL	0- 0	0- 0	0- 0			
2- 8	0- 2	0- 0	NON-CONFERENCE	0- 2	0- 1	2- 3			
2- 2	0- 0	0- 0	HOME	0- 0	0- 1	2- 1			
0- 6	0- 2	0- 0	AWAY	0- 2	0- 0	0- 2			
0- 0	0- 0	0- 0	NEUTRAL	0- 0	0- 0	0- 0			
3- 4	0- 0	0- 0	CONFERENCE	0- 1	0- 2	3- 1			
2- 2	0- 0	0- 0	HOME	0- 0	0- 1	2- 1			
1- 2	0- 0	0- 0	AWAY	0- 1	0- 1	1- 0			
0- 0	0- 0	0- 0	NEUTRAL	0- 0	0- 0	0- 0			

RPI 1-25				RPI 26-50				RPI 51-100				RPI 101+ Team's RPI: 260			
RPI	S	Opponent	Score	RPI	S	Opponent	Score	RPI	S	Opponent	Score	RPI	S	Opponent	Score
11	A	Baylor	47 94					79	A	Belmont	62 71	124	H	N.C. A&T	56 74
20	A	Kentucky	54 79					88	A	Dayton	41 58	141	A	Tennessee Tech	75 82
								91	A	Michigan St.	48 93	141	H	Tennessee Tech	55 75
												166	A	Valparaiso	53 55
												197	A	Bowling Green	65 79
												229	H	Saint Francis (PA)	65 54
												230	H	Eastern Ill.	51 57
												238	H	Stetson	55 58
												254	H	Radford	73 62
												298	H	Jacksonville St.	67 48
												327	H	SIUE	75 69
												334	A	Tennessee St.	84 47
LAST 10 Division I															
141	A	Tennessee Tech	75 82	141	H	Tennessee Tech	55 75								
79	A	Belmont	62 71	298	H	Jacksonville St.	67 48								
334	A	Tennessee St.	84 47	11	A	Baylor	47 94								
230	H	Eastern Ill.	51 57	166	A	Valparaiso	53 55								
327	H	SIUE	75 69	91	A	Michigan St.	48 93								

Non-Div I Games: Asbury 107 55 Midway 107 55

Morehead St.

Average RPI Win:	266	WON-LOST	WINNING	LAST 10	STRENGTH OF	OPP. STRENGTH	TEAM	ADJ.	CONF.	ADJ CONF.
Average RPI Loss:	194	RECORD	PCT. RANK	GAMES	SCHEDULE	OF SCHEDULE	RPI	RPI	RPI	RPI
DIV. I ONLY	6- 11	255	5-5	276	333	269	269	30	30	
DIV. I NON-CONF.	2- 9	304	1-3	262	266	310	310	31	31	
TOTALS	RPI 1-25	RPI 26-50	W-L RECORDS	RPI 51-100	RPI 101-150	RPI 150+				
6- 11	0- 0	0- 1	OVERALL	0- 3	1- 0	5- 7				
4- 0	0- 0	0- 0	HOME	0- 0	1- 0	3- 0				
2- 9	0- 0	0- 1	AWAY	0- 2	0- 0	2- 6				
0- 2	0- 0	0- 0	NEUTRAL	0- 1	0- 0	0- 1				
2- 9	0- 0	0- 1	NON-CONFERENCE	0- 3	0- 0	2- 5				
1- 0	0- 0	0- 0	HOME	0- 0	0- 0	1- 0				
1- 7	0- 0	0- 1	AWAY	0- 2	0- 0	1- 4				
0- 2	0- 0	0- 0	NEUTRAL	0- 1	0- 0	0- 1				
4- 2	0- 0	0- 0	CONFERENCE	0- 0	1- 0	3- 2				
3- 0	0- 0	0- 0	HOME	0- 0	1- 0	2- 0				
1- 2	0- 0	0- 0	AWAY	0- 0	0- 0	1- 2				
0- 0	0- 0	0- 0	NEUTRAL	0- 0	0- 0	0- 0				

RPI 1-25				RPI 26-50				RPI 51-100				RPI 101+				Team's RPI: 269
RPI	S	Opponent	Score	RPI	S	Opponent	Score	RPI	S	Opponent	Score	RPI	S	Opponent	Score	
				40	A	Marquette	48 70	54	A	Michigan	48 80	124	H	N.C. A&T	42 38	
								60	A	Nebraska	55 78	181	A	Bethune-Cookman	65 74	
								94	N	Stony Brook	56 63	187	N	Akron	45 52	
												240	H	Howard	74 67	
												247	A	Marshall	57 52	
												263	A	Delaware St.	61 69	
												284	H	Texas St.	72 62	
												285	A	Omaha	64 70	
												305	A	Hofstra	39 51	
												323	A	UMBC	63 65	
												342	A	Saint Peter's	77 78	
												349	H	South Carolina St.	77 47	
												350	A	Florida A&M	59 47	
LAST 10 Division I																
				124	H	N.C. A&T	42 38	263	A	Delaware St.	61 69					
				240	H	Howard	74 67	187	N	Akron	45 52					
				181	A	Bethune-Cookman	65 74	94	N	Stony Brook	56 63					
				350	A	Florida A&M	59 47	284	H	Texas St.	72 62					
				349	H	South Carolina St.	77 47	323	A	UMBC	63 65					

Non-Div I Games: Washington Adventis84 52 Notre Dame (MD) 113 34

Morgan St.

■ Loss,
 ■ Non-Conf,
 ■ S Site,
 ■ Home
 ■ A Away
 N Neutral

Mt. St. Mary's

Through Games Of Jan. 24, 2020

Average RPI Win:	287	WON-LOST	WINNING	LAST 10	STRENGTH OF	OPP. STRENGTH	TEAM	ADJ.	CONF.	ADJ CONF.
Average RPI Loss:	126	RECORD	PCT. RANK	GAMES	SCHEDULE	OF SCHEDULE	RPI	RPI	RPI	RPI
DIV. I ONLY	9- 8	163	6-4	294	196	210	210	29	29	
DIV. I NON-CONF.	4- 7	225	1-3	162	112	199	199	30	30	
TOTALS	RPI 1-25	RPI 26-50	W-L RECORDS	RPI 51-100	RPI 101-150	RPI 150+				
9- 8	0- 2	0- 1	OVERALL	0- 0	1- 1	8- 4				
6- 1	0- 0	0- 0	HOME	0- 0	0- 1	6- 0				
2- 6	0- 2	0- 1	AWAY	0- 0	0- 0	2- 3				
1- 1	0- 0	0- 0	NEUTRAL	0- 0	1- 0	0- 1				
4- 7	0- 2	0- 1	NON-CONFERENCE	0- 0	1- 1	3- 3				
2- 1	0- 0	0- 0	HOME	0- 0	0- 1	2- 0				
1- 5	0- 2	0- 1	AWAY	0- 0	0- 0	1- 2				
1- 1	0- 0	0- 0	NEUTRAL	0- 0	1- 0	0- 1				
5- 1	0- 0	0- 0	CONFERENCE	0- 0	0- 0	5- 1				
4- 0	0- 0	0- 0	HOME	0- 0	0- 0	4- 0				
1- 1	0- 0	0- 0	AWAY	0- 0	0- 0	1- 1				
0- 0	0- 0	0- 0	NEUTRAL	0- 0	0- 0	0- 0				

RPI 1-25				RPI 26-50				RPI 51-100				RPI 101+ Team's RPI: 210			
RPI	S	Opponent	Score	RPI	S	Opponent	Score	RPI	S	Opponent	Score	RPI	S	Opponent	Score
14	A	Indiana	52 75	37	A	Old Dominion	34 85					113	H	Lehigh	65 66
20	A	Kentucky	44 67									126	N	Richmond	75 67
												163	A	Towson	57 73
												170	A	Merrimack	55 76
												171	N	Hampton	60 68
												254	A	Radford	75 58
												276	H	Wagner	78 63
												286	H	Loyola Maryland	81 75
												306	H	St. Francis Brooklyn	69 60
												321	A	Bryant	76 70
												322	A	UMES	76 78
												323	H	UMBC	71 61
												345	H	Central Conn. St.	72 64
												348	H	LIU Brooklyn	75 57
LAST 10 Division I															
306	H	St. Francis Brooklyn	69 60	276	H	Wagner	78 63								
345	H	Central Conn. St.	72 64	37	A	Old Dominion	34 85								
170	A	Merrimack	55 76	126	N	Richmond	75 67								
321	A	Bryant	76 70	171	N	Hampton	60 68								
348	H	LIU Brooklyn	75 57	322	A	UMES	76 78								

Non-Div I Games: Frostburg St. 94 40

Mt. St. Mary's

Loss, Non-Conf, S Site, H Home A Away N Neutral

Average RPI Win: 268	WON-LOST	WINNING	LAST 10	STRENGTH OF	OPP. STRENGTH	TEAM	ADJ.	CONF.	ADJ CONF.
Average RPI Loss: 112	RECORD	PCT. RANK	GAMES	SCHEDULE	OF SCHEDULE	RPI	RPI	RPI	RPI
DIV. I ONLY	6- 10	240	2-8	191	177	215	215	20	20
DIV. I NON-CONF.	5- 4	140	1-2	309	83	180	180	23	23
TOTALS	RPI 1-25	RPI 26-50	W-L RECORDS	RPI 51-100	RPI 101-150	RPI 150+			
6- 10	0- 2	0- 0	OVERALL	0- 4	0- 1	6- 3			
3- 3	0- 0	0- 0	HOME	0- 2	0- 0	3- 1			
3- 7	0- 2	0- 0	AWAY	0- 2	0- 1	3- 2			
0- 0	0- 0	0- 0	NEUTRAL	0- 0	0- 0	0- 0			
5- 4	0- 2	0- 0	NON-CONFERENCE	0- 1	0- 0	5- 1			
2- 1	0- 0	0- 0	HOME	0- 0	0- 0	2- 1			
3- 3	0- 2	0- 0	AWAY	0- 1	0- 0	3- 0			
0- 0	0- 0	0- 0	NEUTRAL	0- 0	0- 0	0- 0			
1- 6	0- 0	0- 0	CONFERENCE	0- 3	0- 1	1- 2			
1- 2	0- 0	0- 0	HOME	0- 2	0- 0	1- 0			
0- 4	0- 0	0- 0	AWAY	0- 1	0- 1	0- 2			
0- 0	0- 0	0- 0	NEUTRAL	0- 0	0- 0	0- 0			

RPI 1-25				RPI 26-50				RPI 51-100				RPI 101+ Team's RPI: 215			
RPI	S	Opponent	Score	RPI	S	Opponent	Score	RPI	S	Opponent	Score	RPI	S	Opponent	Score
2	A	Louisville	40 76					76	A	Southern Ill.	66 76	141	A	Tennessee Tech	72 77
12	A	Mississippi St.	43 124					79	H	Belmont	56 86	167	H	Samford	56 84
								83	A	UT Martin	56 98	177	A	Southeast Mo. St.	73 88
								83	H	UT Martin	64 89	177	H	Southeast Mo. St.	70 62
												241	H	Arkansas St.	77 62
												251	A	Lipscomb	67 57
												262	H	Indiana St.	70 62
												298	A	Jacksonville St.	51 68
												326	A	Evansville	61 59
												351	A	Mississippi Val.	72 66
LAST 10 Division I															
				79	H	Belmont	56 86	177	H	Southeast Mo. St.	70 62				
				177	A	Southeast Mo. St.	73 88	83	H	UT Martin	64 89				
				83	A	UT Martin	56 98	167	H	Samford	56 84				
				141	A	Tennessee Tech	72 77	76	A	Southern Ill.	66 76				
				298	A	Jacksonville St.	51 68	262	H	Indiana St.	70 62				

Non-Div I Games: Cumberland (TN) 93 60 Christian Bros. 95 59

Murray St.

■ Loss,
 ■ Non-Conf,
 ■ S Site,
 ■ H Home
 ■ A Away
 N Neutral

Average RPI Win:	241	WON-LOST	WINNING	LAST 10	STRENGTH OF	OPP. STRENGTH	TEAM	ADJ.	CONF.	ADJ CONF.
Average RPI Loss:	120	RECORD	PCT. RANK	GAMES	SCHEDULE	OF SCHEDULE	RPI	RPI	RPI	RPI
DIV. I ONLY	10- 5	72	8-2	299	127	124	124	30	30	
DIV. I NON-CONF.	6- 4	123	4-1	102	54	62	62	31	31	
TOTALS	RPI 1-25	RPI 26-50	W-L RECORDS	RPI 51-100	RPI 101-150	RPI 150+				
10- 5	0- 1	0- 0	OVERALL	0- 2	2- 0	8- 2				
3- 0	0- 0	0- 0	HOME	0- 0	1- 0	2- 0				
6- 4	0- 1	0- 0	AWAY	0- 1	1- 0	5- 2				
1- 1	0- 0	0- 0	NEUTRAL	0- 1	0- 0	1- 0				
6- 4	0- 1	0- 0	NON-CONFERENCE	0- 2	2- 0	4- 1				
2- 0	0- 0	0- 0	HOME	0- 0	1- 0	1- 0				
3- 3	0- 1	0- 0	AWAY	0- 1	1- 0	2- 1				
1- 1	0- 0	0- 0	NEUTRAL	0- 1	0- 0	1- 0				
4- 1	0- 0	0- 0	CONFERENCE	0- 0	0- 0	4- 1				
1- 0	0- 0	0- 0	HOME	0- 0	0- 0	1- 0				
3- 1	0- 0	0- 0	AWAY	0- 0	0- 0	3- 1				
0- 0	0- 0	0- 0	NEUTRAL	0- 0	0- 0	0- 0				

RPI 1-25				RPI 26-50				RPI 51-100				RPI 101+ Team's RPI: 124			
RPI	S	Opponent	Score	RPI	S	Opponent	Score	RPI	S	Opponent	Score	RPI	S	Opponent	Score
19	A	NC State	44 80					56	N	Miami (FL)	67 68	103	H	UNC Greensboro	57 48
								67	A	Georgia	54 72	116	A	VCU	69 58
												179	A	Clemson	82 74
												187	A	Akron	52 64
												233	H	ETSU	80 69
												241	N	Arkansas St.	55 50
												260	A	Morehead St.	74 56
												263	A	Delaware St.	69 45
												269	A	Morgan St.	38 42
												322	A	UMES	67 31
												343	A	Coppin St.	84 38
												350	H	Florida A&M	71 44
LAST 10 Division I															
269	A	Morgan St.	38 42	116	A	VCU	69 58								
343	A	Coppin St.	84 38	179	A	Clemson	82 74								
263	A	Delaware St.	69 45	187	A	Akron	52 64								
322	A	UMES	67 31	103	H	UNC Greensboro	57 48								
350	H	Florida A&M	71 44	260	A	Morehead St.	74 56								

Non-Div I Games: Saint Augustine's 75 44 Johnson & Wales (NC121 61

N.C. A&T

Loss, Non-Conf, S Site, H Home A Away N Neutral

N.C. Central

Through Games Of Jan. 24, 2020

Average RPI Win:	296	WON-LOST	WINNING	LAST 10	STRENGTH OF	OPP. STRENGTH	TEAM	ADJ.	CONF.	ADJ CONF.
Average RPI Loss:	193	RECORD	PCT. RANK	GAMES	SCHEDULE	OF SCHEDULE	RPI	RPI	RPI	RPI
DIV. I ONLY	4- 12	292	3-7	317	264	312	312	30	30	
DIV. I NON-CONF.	2- 9	304	1-4	216	215	303	303	31	31	
TOTALS	RPI 1-25	RPI 26-50	W-L RECORDS	RPI 51-100	RPI 101-150	RPI 150+				
4- 12	0- 1	0- 0	OVERALL	0- 1	1- 2	3- 8				
2- 3	0- 0	0- 0	HOME	0- 0	1- 0	1- 3				
2- 8	0- 1	0- 0	AWAY	0- 1	0- 2	2- 4				
0- 1	0- 0	0- 0	NEUTRAL	0- 0	0- 0	0- 1				
2- 9	0- 1	0- 0	NON-CONFERENCE	0- 1	1- 2	1- 5				
1- 3	0- 0	0- 0	HOME	0- 0	1- 0	0- 3				
1- 5	0- 1	0- 0	AWAY	0- 1	0- 2	1- 1				
0- 1	0- 0	0- 0	NEUTRAL	0- 0	0- 0	0- 1				
2- 3	0- 0	0- 0	CONFERENCE	0- 0	0- 0	2- 3				
1- 0	0- 0	0- 0	HOME	0- 0	0- 0	1- 0				
1- 3	0- 0	0- 0	AWAY	0- 0	0- 0	1- 3				
0- 0	0- 0	0- 0	NEUTRAL	0- 0	0- 0	0- 0				

RPI	S	Opponent	Score	RPI	S	Opponent	Score	RPI	S	Opponent	Score	RPI	S	Opponent	Score	Team's RPI: 312
4	A	Iowa	50 102					57	A	North Carolina	53 92	125	A	California	69 90	
												131	A	CSU Bakersfield	71 80	
												136	H	Campbell	67 64	
												181	A	Bethune-Cookman	52 73	
												188	N	Penn St.	68 92	
												242	H	High Point	58 78	
												249	A	Col. of Charleston	78 85	
												252	H	Winthrop	46 56	
												263	A	Delaware St.	54 64	
												301	H	FIU	58 59	
												322	A	UMES	63 65	
												348	A	LIU Brooklyn	61 59	
												350	A	Florida A&M	71 70	
												350	H	Florida A&M	66 57	
LAST 10 Division I																
350	A	Florida A&M	71 70	348	A	LIU Brooklyn	61 59	4	A	Iowa	50 102					
181	A	Bethune-Cookman	52 73	57	A	North Carolina	53 92	301	H	FIU	58 59					
322	A	UMES	63 65	131	A	CSU Bakersfield	71 80									
263	A	Delaware St.	54 64													
350	H	Florida A&M	66 57													

Non-Div I Games: Washington Adventis83 48 Lincoln (PA) 53 68

N.C. Central

Loss, Non-Conf, S Site, H Home A Away N Neutral

N
C
S
t
a
t
e

NC State				Through Games Of Jan. 24, 2020							
Average RPI Win:	136	WON-LOST	WINNING	LAST 10	STRENGTH OF	OPP. STRENGTH	TEAM	ADJ.	CONF.	ADJ CONF.	
Average RPI Loss:	57	RECORD	PCT. RANK	GAMES	SCHEDULE	OF SCHEDULE	RPI	RPI	RPI	RPI	
DIV. I ONLY		18- 1	3	9-1	115	13	19	19	5	5	
DIV. I NON-CONF.		11- 0	1	2-0	184	46	20	20	3	3	
<hr/>											
TOTALS	RPI 1-25	RPI 26-50		W-L RECORDS		RPI 51-100	RPI 101-150		RPI 150+		
18- 1	2- 0	3- 0		OVERALL		2- 1	3- 0		8- 0		
11- 0	2- 0	2- 0		HOME		1- 0	2- 0		4- 0		
5- 1	0- 0	0- 0		AWAY		1- 1	1- 0		3- 0		
2- 0	0- 0	1- 0		NEUTRAL		0- 0	0- 0		1- 0		
<hr/>											
11- 0	1- 0	1- 0		NON-CONFERENCE		0- 0	2- 0		7- 0		
7- 0	1- 0	0- 0		HOME		0- 0	2- 0		4- 0		
2- 0	0- 0	0- 0		AWAY		0- 0	0- 0		2- 0		
2- 0	0- 0	1- 0		NEUTRAL		0- 0	0- 0		1- 0		
<hr/>											
7- 1	1- 0	2- 0		CONFERENCE		2- 1	1- 0		1- 0		
4- 0	1- 0	2- 0		HOME		1- 0	0- 0		0- 0		
3- 1	0- 0	0- 0		AWAY		1- 1	1- 0		1- 0		
0- 0	0- 0	0- 0		NEUTRAL		0- 0	0- 0		0- 0		
<hr/>											
RPI 1-25		Team's RPI: 19		RPI 26-50		RPI 51-100		RPI 101+			
RPI	S	Opponent	Score	RPI	S	Opponent	Score	RPI	S	Opponent	Score
17	H	Maryland	66 59	26	H	Virginia Tech	76 69	57	A	North Carolina	60 66
18	H	Florida St.	68 51	34	H	Virginia	80 60	63	H	Wake Forest	59 45
				44	N	Texas	84 73	85	A	Boston College	72 54
								119	A	Notre Dame	90 56
								122	H	Elon	62 49
								124	H	N.C. A&T	80 44
								169	A	Saint Mary's (CA)	87 70
								201	A	Hawaii	68 59
								209	H	Chattanooga	74 38
								213	H	Lamar University	81 40
								228	N	North Texas	76 65
								232	H	Maine	62 34
								244	H	UNCW	80 40
								296	A	Pittsburgh	88 44
<hr/>											
LAST 10 Division I											
								296	A	Pittsburgh	88 44
								34	H	Virginia	80 60
								63	H	Wake Forest	76 69
								26	H	Virginia Tech	76 69
								18	H	Florida St.	72 54
								85	A	Boston College	72 54
								209	H	Chattanooga	74 38
								122	H	Elon	62 49
								57	A	North Carolina	60 66

N
C
S
t
a
t
e

Non-Div I Games:

NC State

Average RPI Win:	331	WON-LOST	WINNING	LAST 10	STRENGTH OF	OPP. STRENGTH	TEAM	ADJ.	CONF.	ADJ CONF.
Average RPI Loss:	191	RECORD	PCT. RANK	GAMES	SCHEDULE	OF SCHEDULE	RPI	RPI	RPI	RPI
DIV. I ONLY	3- 15	321	1-9	287	327	335	335	16	16	
DIV. I NON-CONF.	3- 10	282	1-4	279	344	325	325	16	16	
TOTALS	RPI 1-25	RPI 26-50	W-L RECORDS	RPI 51-100	RPI 101-150	RPI 150+				
3- 15	0- 0	0- 1	OVERALL	0- 2	0- 2	3- 10				
2- 6	0- 0	0- 0	HOME	0- 1	0- 2	2- 3				
1- 9	0- 0	0- 1	AWAY	0- 1	0- 0	1- 7				
0- 0	0- 0	0- 0	NEUTRAL	0- 0	0- 0	0- 0				
3- 10	0- 0	0- 1	NON-CONFERENCE	0- 1	0- 1	3- 7				
2- 3	0- 0	0- 0	HOME	0- 1	0- 1	2- 1				
1- 7	0- 0	0- 1	AWAY	0- 0	0- 0	1- 6				
0- 0	0- 0	0- 0	NEUTRAL	0- 0	0- 0	0- 0				
0- 5	0- 0	0- 0	CONFERENCE	0- 1	0- 1	0- 3				
0- 3	0- 0	0- 0	HOME	0- 0	0- 1	0- 2				
0- 2	0- 0	0- 0	AWAY	0- 1	0- 0	0- 1				
0- 0	0- 0	0- 0	NEUTRAL	0- 0	0- 0	0- 0				

RPI 1-25				RPI 26-50				RPI 51-100				RPI 101+				Team's RPI: 335	
RPI	S	Opponent	Score	RPI	S	Opponent	Score	RPI	S	Opponent	Score	RPI	S	Opponent	Score		
				42	A	Colorado	57 80	80	A	North Florida	48 71	108	H	Liberty	53 67		
								92	H	Colgate	52 79	121	H	Penn	51 85		
												154	A	Cornell	44 68		
												156	A	Columbia	43 99		
												192	A	Binghamton	40 75		
												223	H	Kennesaw St.	64 77		
												239	A	Jacksonville	67 88		
												251	H	Lipscomb	57 65		
												276	A	Wagner	59 61		
												277	A	Vermont	59 65		
												306	H	St. Francis Brooklyn	88 69		
												316	A	Air Force	48 68		
												339	H	Fairleigh Dickinson	59 68		
												342	H	Saint Peter's	76 73		
												344	A	Hartford	61 52		
LAST 10 Division I																	
				251	H	Lipscomb	57 65	192	A	Binghamton	40 75						
				223	H	Kennesaw St.	64 77	156	A	Columbia	43 99						
				239	A	Jacksonville	67 88	277	A	Vermont	59 65						
				80	A	North Florida	48 71	339	H	Fairleigh Dickinson	59 68						
				108	H	Liberty	53 67	344	A	Hartford	61 52						

Non-Div I Games:

NJIT

■ Loss,
 ■ Non-Conf,
 ■ S Site,
 ■ H Home
 ■ A Away
 N Neutral

Average RPI Win: 228	WON-LOST	WINNING	LAST 10	STRENGTH OF	OPP. STRENGTH	TEAM	ADJ.	CONF.	ADJ CONF.
Average RPI Loss: 157	RECORD	PCT. RANK	GAMES	SCHEDULE	OF SCHEDULE	RPI	RPI	RPI	RPI
DIV. I ONLY	5- 12	274	1-9	163	249	264	264	15	15
DIV. I NON-CONF.	4- 6	212	0-3	295	256	272	272	15	15
TOTALS	RPI 1-25	RPI 26-50	W-L RECORDS	RPI 51-100	RPI 101-150	RPI 150+			
5- 12	0- 0	0- 0	OVERALL	0- 3	0- 3	5- 6			
4- 4	0- 0	0- 0	HOME	0- 1	0- 2	4- 1			
1- 8	0- 0	0- 0	AWAY	0- 2	0- 1	1- 5			
0- 0	0- 0	0- 0	NEUTRAL	0- 0	0- 0	0- 0			
4- 6	0- 0	0- 0	NON-CONFERENCE	0- 1	0- 0	4- 5			
3- 1	0- 0	0- 0	HOME	0- 0	0- 0	3- 1			
1- 5	0- 0	0- 0	AWAY	0- 1	0- 0	1- 4			
0- 0	0- 0	0- 0	NEUTRAL	0- 0	0- 0	0- 0			
1- 6	0- 0	0- 0	CONFERENCE	0- 2	0- 3	1- 1			
1- 3	0- 0	0- 0	HOME	0- 1	0- 2	1- 0			
0- 3	0- 0	0- 0	AWAY	0- 1	0- 1	0- 1			
0- 0	0- 0	0- 0	NEUTRAL	0- 0	0- 0	0- 0			

RPI S	Opponent	Score	RPI S	Opponent	Score	RPI S	Opponent	Score	RPI S	Opponent	Score	Team's RPI: 264
						51	H Bucknell	34 61	111	H Holy Cross	49 58	
						57	A North Carolina	40 80	113	A Lehigh	40 70	
						92	A Colgate	55 80	113	H Lehigh	53 60	
									175	A Saint Joseph's	40 49	
									179	A Clemson	65 52	
									204	H George Mason	58 67	
									208	H La Salle	61 46	
									216	H Boston U.	46 41	
									223	H Kennesaw St.	82 62	
									225	A Lafayette	52 79	
									232	A Maine	41 46	
									235	A Fairfield	52 66	
									277	A Vermont	56 64	
									316	H Air Force	67 59	
LAST 10 Division I												
216	H Boston U.	46 41	111	H Holy Cross	49 58							
225	A Lafayette	52 79	113	A Lehigh	40 70							
113	H Lehigh	53 60	175	A Saint Joseph's	40 49							
92	A Colgate	55 80	204	H George Mason	58 67							
51	H Bucknell	34 61	235	A Fairfield	52 66							

Non-Div I Games: Stevenson 70 36

Navy

■ Loss,
 ■ Non-Conf,
 ■ S Site,
 ■ H Home
 ■ A Away
 N Neutral

Nebraska

Through Games Of Jan. 24, 2020

Average RPI Win:	170	WON-LOST	WINNING	LAST 10	STRENGTH OF	OPP. STRENGTH	TEAM	ADJ.	CONF.	ADJ CONF.
Average RPI Loss:	40	RECORD	PCT. RANK	GAMES	SCHEDULE	OF SCHEDULE	RPI	RPI	RPI	RPI
DIV. I ONLY	14- 5	52	6-4	100	52	60	60	2	2	
DIV. I NON-CONF.	10- 1	19	2-0	304	131	99	99	2	2	
TOTALS	RPI 1-25	RPI 26-50	W-L RECORDS	RPI 51-100	RPI 101-150	RPI 150+				
14- 5	1- 2	1- 2	OVERALL	3- 1	2- 0	7- 0				
11- 2	1- 1	1- 1	HOME	2- 0	1- 0	6- 0				
1- 3	0- 1	0- 1	AWAY	0- 1	1- 0	0- 0				
2- 0	0- 0	0- 0	NEUTRAL	1- 0	0- 0	1- 0				
10- 1	0- 0	1- 1	NON-CONFERENCE	1- 0	1- 0	7- 0				
7- 1	0- 0	1- 1	HOME	0- 0	0- 0	6- 0				
1- 0	0- 0	0- 0	AWAY	0- 0	1- 0	0- 0				
2- 0	0- 0	0- 0	NEUTRAL	1- 0	0- 0	1- 0				
4- 4	1- 2	0- 1	CONFERENCE	2- 1	1- 0	0- 0				
4- 1	1- 1	0- 0	HOME	2- 0	1- 0	0- 0				
0- 3	0- 1	0- 1	AWAY	0- 1	0- 0	0- 0				
0- 0	0- 0	0- 0	NEUTRAL	0- 0	0- 0	0- 0				

RPI S	Opponent	Score	RPI S	Opponent	Score	RPI S	Opponent	Score	RPI S	Opponent	Score
4	H Iowa	78 69	30	H Creighton	74 79	54	H Michigan	74 71	117	H Wisconsin	65 50
17	A Maryland	69 87	38	A Rutgers	65 69	70	H Minnesota	72 58	149	A Missouri	90 85
24	H Purdue	68 76	41	H Duke	83 79	77	N Southern California	67 54	219	H Manhattan	71 51
						91	A Michigan St.	70 78	246	H Southern U.	73 39
									258	H Oral Roberts	77 67
									269	H Morgan St.	78 55
									270	N Sacred Heart	72 49
									274	H Alabama A&M	68 46
									327	H SIUE	63 49
LAST 10 Division I											
24	H Purdue	68 76	70	H Minnesota	72 58						
54	H Michigan	74 71	91	A Michigan St.	70 78						
17	A Maryland	69 87	4	H Iowa	78 69						
38	A Rutgers	65 69	219	H Manhattan	71 51						
117	H Wisconsin	65 50	258	H Oral Roberts	77 67						

Non-Div I Games:

Nebraska

■ Loss,
 ■ Non-Conf,
 ■ S Site,
 ■ H Home
 ■ A Away
 N Neutral

Nevada

Through Games Of Jan. 24, 2020

Average RPI Win: 295	WON-LOST	WINNING	LAST 10	STRENGTH OF	OPP. STRENGTH	TEAM	ADJ.	CONF.	ADJ CONF.
Average RPI Loss: 174	RECORD	PCT. RANK	GAMES	SCHEDULE	OF SCHEDULE	RPI	RPI	RPI	RPI
DIV. I ONLY	8- 10	202	4-6	313	304	282	282	17	17
DIV. I NON-CONF.	6- 4	123	2-1	311	333	228	228	24	24
TOTALS	RPI 1-25	RPI 26-50	W-L RECORDS	RPI 51-100	RPI 101-150	RPI 150+			
8- 10	0- 0	0- 0	OVERALL	0- 1	0- 4	8- 5			
6- 3	0- 0	0- 0	HOME	0- 0	0- 2	6- 1			
1- 7	0- 0	0- 0	AWAY	0- 1	0- 2	1- 4			
1- 0	0- 0	0- 0	NEUTRAL	0- 0	0- 0	1- 0			
6- 4	0- 0	0- 0	NON-CONFERENCE	0- 1	0- 2	6- 1			
4- 1	0- 0	0- 0	HOME	0- 0	0- 1	4- 0			
1- 3	0- 0	0- 0	AWAY	0- 1	0- 1	1- 1			
1- 0	0- 0	0- 0	NEUTRAL	0- 0	0- 0	1- 0			
2- 6	0- 0	0- 0	CONFERENCE	0- 0	0- 2	2- 4			
2- 2	0- 0	0- 0	HOME	0- 0	0- 1	2- 1			
0- 4	0- 0	0- 0	AWAY	0- 0	0- 1	0- 3			
0- 0	0- 0	0- 0	NEUTRAL	0- 0	0- 0	0- 0			

RPI 1-25			RPI 26-50			RPI 51-100			RPI 101+ Team's RPI: 282		
RPI	S	Opponent	Score	RPI	S	Opponent	Score	RPI	S	Opponent	Score
						77 A Southern California	47 50	101 A Boise St.		40 54	
								106 A Utah		62 68	
								133 H San Jose St.		70 72	
								150 H SFA		65 80	
								169 H Saint Mary's (CA)		78 72	
								182 A UNLV		64 66	
								200 A Portland St.		75 80	
								217 A Wyoming		59 83	
								256 A Colorado St.		70 75	
								271 H Utah St.		69 60	
								275 H San Diego St.		70 69	
								316 H Air Force		61 68	
								318 H Sacramento St.		83 72	
								320 A Utah Valley		60 57	
								328 N UTRGV		62 57	
								332 H Cal Poly		71 40	
								346 H Chicago St.		80 60	
LAST 10 Division I											
182 A UNLV			64 66	101 A Boise St.			40 54				
275 H San Diego St.			70 69	256 A Colorado St.			70 75				
217 A Wyoming			59 83	332 H Cal Poly			71 40				
271 H Utah St.			69 60	328 N UTRGV			62 57				
133 H San Jose St.			70 72	77 A Southern California			47 50				

Non-Div I Games: Stanislaus St. 80 62

Nevada

Loss, Non-Conf, S Site, H Home A Away N Neutral

New Hampshire

Through Games Of Jan. 24, 2020

Average RPI Win:	330	WON-LOST	WINNING	LAST 10	STRENGTH OF	OPP. STRENGTH	TEAM	ADJ.	CONF.	ADJ CONF.
Average RPI Loss:	158	RECORD	PCT. RANK	GAMES	SCHEDULE	OF SCHEDULE	RPI	RPI	RPI	RPI
DIV. I ONLY	5- 12	274	4-6	249	280	279	279	28	28	
DIV. I NON-CONF.	2- 9	304	1-3	191	255	299	299	29	29	
TOTALS	RPI 1-25	RPI 26-50	W-L RECORDS	RPI 51-100	RPI 101-150	RPI 150+				
5- 12	0- 2	0- 0	OVERALL	0- 1	0- 2	5- 7				
2- 4	0- 0	0- 0	HOME	0- 1	0- 0	2- 3				
3- 8	0- 2	0- 0	AWAY	0- 0	0- 2	3- 4				
0- 0	0- 0	0- 0	NEUTRAL	0- 0	0- 0	0- 0				
2- 9	0- 2	0- 0	NON-CONFERENCE	0- 0	0- 2	2- 5				
1- 3	0- 0	0- 0	HOME	0- 0	0- 0	1- 3				
1- 6	0- 2	0- 0	AWAY	0- 0	0- 2	1- 2				
0- 0	0- 0	0- 0	NEUTRAL	0- 0	0- 0	0- 0				
3- 3	0- 0	0- 0	CONFERENCE	0- 1	0- 0	3- 2				
1- 1	0- 0	0- 0	HOME	0- 1	0- 0	1- 0				
2- 2	0- 0	0- 0	AWAY	0- 0	0- 0	2- 2				
0- 0	0- 0	0- 0	NEUTRAL	0- 0	0- 0	0- 0				

RPI 1-25				RPI 26-50				RPI 51-100				RPI 101+ Team's RPI: 279			
RPI	S	Opponent	Score	RPI	S	Opponent	Score	RPI	S	Opponent	Score	RPI	S	Opponent	Score
11	A	Baylor	29 97					94	H	Stony Brook	44 53	111	A	Holy Cross	61 82
21	A	Princeton	37 77									134	A	Massachusetts	65 67
												155	A	Dartmouth	47 66
												170	A	Merrimack	54 64
												216	H	Boston U.	64 78
												224	H	Brown	68 76
												232	A	Maine	50 67
												234	A	UMass Lowell	53 58
												291	H	North Dakota St.	61 67
												319	A	Albany (NY)	48 47
												321	A	Bryant	68 56
												323	A	UMBC	72 63
												344	H	Hartford	72 71
												345	H	Central Conn. St.	70 59
LAST 10 Division I															
323	A	UMBC	72 63	234	A	UMass Lowell	53 58								
319	A	Albany (NY)	48 47	21	A	Princeton	37 77								
94	H	Stony Brook	44 53	111	A	Holy Cross	61 82								
232	A	Maine	50 67	155	A	Dartmouth	47 66								
344	H	Hartford	72 71	345	H	Central Conn. St.	70 59								

Non-Div I Games: Wheaton (MA) 89 44

New Hampshire

■ Loss,
 ■ Non-Conf,
 ■ S Site,
 ■ Home
 ■ A Away
 N Neutral

New Mexico

Through Games Of Jan. 24, 2020

Average RPI Win:	231	WON-LOST	WINNING	LAST 10	STRENGTH OF	OPP. STRENGTH	TEAM	ADJ.	CONF.	ADJ CONF.
Average RPI Loss:	125	RECORD	PCT. RANK	GAMES	SCHEDULE	OF SCHEDULE	RPI	RPI	RPI	RPI
DIV. I ONLY	10- 10	175	4-6	156	188	184	184	17	17	
DIV. I NON-CONF.	8- 4	90	2-2	179	147	124	124	24	24	
TOTALS	RPI 1-25	RPI 26-50	W-L RECORDS	RPI 51-100	RPI 101-150	RPI 150+				
10- 10	0- 0	0- 2	OVERALL	0- 2	2- 3	8- 3				
6- 5	0- 0	0- 0	HOME	0- 1	1- 1	5- 3				
3- 4	0- 0	0- 1	AWAY	0- 1	0- 2	3- 0				
1- 1	0- 0	0- 1	NEUTRAL	0- 0	1- 0	0- 0				
8- 4	0- 0	0- 2	NON-CONFERENCE	0- 1	2- 0	6- 1				
5- 2	0- 0	0- 0	HOME	0- 1	1- 0	4- 1				
2- 1	0- 0	0- 1	AWAY	0- 0	0- 0	2- 0				
1- 1	0- 0	0- 1	NEUTRAL	0- 0	1- 0	0- 0				
2- 6	0- 0	0- 0	CONFERENCE	0- 1	0- 3	2- 2				
1- 3	0- 0	0- 0	HOME	0- 0	0- 1	1- 2				
1- 3	0- 0	0- 0	AWAY	0- 1	0- 2	1- 0				
0- 0	0- 0	0- 0	NEUTRAL	0- 0	0- 0	0- 0				

RPI S	Opponent	Score	RPI S	Opponent	Score	RPI S	Opponent	Score	RPI S	Opponent	Score	Team's RPI: 184
27	A Arizona St.	47 84	65	H Ball St.	57 70	101	A Boise St.	82 83				
39	N West Virginia	60 73	90	A Fresno St.	81 84	127	H Providence	86 68				
						133	A San Jose St.	85 89				
						133	H San Jose St.	80 81				
						149	N Missouri	71 68				
						159	H Houston	81 71				
						182	H UNLV	51 68				
						202	H Northern Ariz.	83 76				
						217	H Wyoming	66 73				
						218	A UTEP	93 78				
						256	H Colorado St.	73 62				
						259	H LMU (CA)	72 73				
						261	H UC Riverside	80 70				
						310	A New Mexico St.	86 67				
						310	H New Mexico St.	107 53				
						316	A Air Force	75 53				
LAST 10 Division I												
133	A San Jose St.	85 89	133	H San Jose St.	80 81							
182	H UNLV	51 68	65	H Ball St.	57 70							
256	H Colorado St.	73 62	259	H LMU (CA)	72 73							
316	A Air Force	75 53	127	H Providence	86 68							
90	A Fresno St.	81 84	310	H New Mexico St.	107 53							

Non-Div I Games: Northern N.M. 92 44

New Mexico

■ Loss,
■ Non-Conf, S Site,
■ Home
■ Away
N Neutral

Average RPI Win:	314	WON-LOST	WINNING	LAST 10	STRENGTH OF	OPP. STRENGTH	TEAM	ADJ.	CONF.	ADJ CONF.
Average RPI Loss:	202	RECORD	PCT. RANK	GAMES	SCHEDULE	OF SCHEDULE	RPI	RPI	RPI	RPI
DIV. I ONLY	6- 12	263	5-5	305	334	310	310	32	32	
DIV. I NON-CONF.	2- 10	313	1-3	225	271	316	316	32	32	
TOTALS	RPI 1-25	RPI 26-50	W-L RECORDS	RPI 51-100	RPI 101-150	RPI 150+				
6- 12	0- 0	0- 1	OVERALL	0- 1	0- 1	6- 9				
4- 6	0- 0	0- 1	HOME	0- 0	0- 0	4- 5				
2- 4	0- 0	0- 0	AWAY	0- 1	0- 0	2- 3				
0- 2	0- 0	0- 0	NEUTRAL	0- 0	0- 1	0- 1				
2- 10	0- 0	0- 1	NON-CONFERENCE	0- 1	0- 1	2- 7				
1- 5	0- 0	0- 1	HOME	0- 0	0- 0	1- 4				
1- 3	0- 0	0- 0	AWAY	0- 1	0- 0	1- 2				
0- 2	0- 0	0- 0	NEUTRAL	0- 0	0- 1	0- 1				
4- 2	0- 0	0- 0	CONFERENCE	0- 0	0- 0	4- 2				
3- 1	0- 0	0- 0	HOME	0- 0	0- 0	3- 1				
1- 1	0- 0	0- 0	AWAY	0- 0	0- 0	1- 1				
0- 0	0- 0	0- 0	NEUTRAL	0- 0	0- 0	0- 0				

RPI 1-25			RPI 26-50			RPI 51-100			RPI 101+ Team's RPI: 310		
RPI	S	Opponent	Score	RPI	S	Opponent	Score	RPI	S	Opponent	Score
				27	H	Arizona St.	47 70	89	A	Abilene Christian	54 67
								137	N	Western Mich.	76 79
								184	A	New Mexico	53 107
								184	H	New Mexico	67 86
								218	A	UTEP	45 65
								218	H	UTEP	57 63
								231	A	UMKC	52 56
								243	H	Pepperdine	69 72
								261	H	UC Riverside	58 60
								273	A	Denver	78 75
								295	H	California Baptist	57 56
								303	H	Weber St.	77 47
								317	N	Georgia St.	51 59
								320	H	Utah Valley	54 58
								328	H	UTRGV	76 75
								340	H	Seattle U	83 65
								346	A	Chicago St.	73 60
LAST 10 Division I											
328	H	UTRGV	76 75	295	H	California Baptist	57 56				
340	H	Seattle U	83 65	89	A	Abilene Christian	54 67				
320	H	Utah Valley	54 58	27	H	Arizona St.	47 70				
231	A	UMKC	52 56	184	A	New Mexico	53 107				
346	A	Chicago St.	73 60	303	H	Weber St.	77 47				

Non-Div I Games: Western N.M. 75 56

New Mexico St.

■ Loss,
 ■ Non-Conf, S Site,
 ■ Home
 ■ Away
 N Neutral

New Orleans

Through Games Of Jan. 24, 2020

Average RPI Win:	243	WON-LOST	WINNING	LAST 10	STRENGTH OF	OPP. STRENGTH	TEAM	ADJ.	CONF.	ADJ CONF.
Average RPI Loss:	119	RECORD	PCT. RANK	GAMES	SCHEDULE	OF SCHEDULE	RPI	RPI	RPI	RPI
DIV. I ONLY	7- 8	197	6-4	87	282	139	139	23	23	
DIV. I NON-CONF.	2- 5	259	1-1	64	193	170	170	22	22	
TOTALS	RPI 1-25	RPI 26-50	W-L RECORDS	RPI 51-100	RPI 101-150	RPI 150+				
7- 8	0- 1	0- 1	OVERALL	0- 2	1- 1	6- 3				
3- 3	0- 0	0- 0	HOME	0- 0	1- 1	2- 2				
4- 5	0- 1	0- 1	AWAY	0- 2	0- 0	4- 1				
0- 0	0- 0	0- 0	NEUTRAL	0- 0	0- 0	0- 0				
2- 5	0- 1	0- 1	NON-CONFERENCE	0- 1	0- 1	2- 1				
1- 1	0- 0	0- 0	HOME	0- 0	0- 1	1- 0				
1- 4	0- 1	0- 1	AWAY	0- 1	0- 0	1- 1				
0- 0	0- 0	0- 0	NEUTRAL	0- 0	0- 0	0- 0				
5- 3	0- 0	0- 0	CONFERENCE	0- 1	1- 0	4- 2				
2- 2	0- 0	0- 0	HOME	0- 0	1- 0	1- 2				
3- 1	0- 0	0- 0	AWAY	0- 1	0- 0	3- 0				
0- 0	0- 0	0- 0	NEUTRAL	0- 0	0- 0	0- 0				

RPI S	Opponent	Score	RPI S	Opponent	Score	RPI S	Opponent	Score	RPI S	Opponent	Score	Team's RPI: 139
23	A LSU	49 83	48	A Arkansas	52 82	64	A Iowa St.	53 71	129	H Louisiana	60 65	
						89	A Abilene Christian	62 76	150	H SFA	53 50	
									151	H A&M-Corpus Christi	53 83	
									160	H Sam Houston St.	46 78	
									207	H North Dakota	79 73	
									212	A Central Ark.	49 37	
									213	A Lamar University	62 57	
									280	A Ole Miss	69 64	
									284	A Texas St.	49 51	
									314	A Incarnate Word	67 55	
									324	H McNeese	78 59	
LAST 10 Division I												
151	H A&M-Corpus Christi	53 83	213	A Lamar University	62 57							
324	H McNeese	78 59	207	H North Dakota	79 73							
314	A Incarnate Word	67 55	160	H Sam Houston St.	46 78							
212	A Central Ark.	49 37	89	A Abilene Christian	62 76							
150	H SFA	53 50	64	A Iowa St.	53 71							

Non-Div I Games: Pensacola Christian91 31 Tougaloo 91 69

New Orleans

Loss, Non-Conf, S Site, H Home A Away N Neutral

Niagara

Through Games Of Jan. 24, 2020

Average RPI Win: 294	WON-LOST	WINNING	LAST 10	STRENGTH OF	OPP. STRENGTH	TEAM	ADJ.	CONF.	ADJ CONF.
Average RPI Loss: 148	RECORD	PCT. RANK	GAMES	SCHEDULE	OF SCHEDULE	RPI	RPI	RPI	RPI
DIV. I ONLY	6- 10	240	5-5	218	298	227	227	25	25
DIV. I NON-CONF.	2- 7	288	1-2	186	300	276	276	25	25
TOTALS	RPI 1-25	RPI 26-50	W-L RECORDS	RPI 51-100	RPI 101-150	RPI 150+			
6- 10	0- 0	0- 1	OVERALL	0- 4	0- 0	6- 5			
3- 2	0- 0	0- 0	HOME	0- 2	0- 0	3- 0			
3- 8	0- 0	0- 1	AWAY	0- 2	0- 0	3- 5			
0- 0	0- 0	0- 0	NEUTRAL	0- 0	0- 0	0- 0			
2- 7	0- 0	0- 1	NON-CONFERENCE	0- 2	0- 0	2- 4			
1- 1	0- 0	0- 0	HOME	0- 1	0- 0	1- 0			
1- 6	0- 0	0- 1	AWAY	0- 1	0- 0	1- 4			
0- 0	0- 0	0- 0	NEUTRAL	0- 0	0- 0	0- 0			
4- 3	0- 0	0- 0	CONFERENCE	0- 2	0- 0	4- 1			
2- 1	0- 0	0- 0	HOME	0- 1	0- 0	2- 0			
2- 2	0- 0	0- 0	AWAY	0- 1	0- 0	2- 1			
0- 0	0- 0	0- 0	NEUTRAL	0- 0	0- 0	0- 0			

RPI S	Opponent	Score	RPI S	Opponent	Score	RPI S	Opponent	Score	RPI S	Opponent	Score	Team's RPI: 227
38	A Rutgers	37 87	75	H Marist	67 94	154	A Cornell	59 82	206	A Iona	63 57	
			78	H Buffalo	67 81	192	A Binghamton	55 74	219	A Manhattan	65 68	
			92	A Colgate	72 85	240	A Howard	42 91	268	H Oakland	77 63	
			96	A Rider	75 79	292	A St. Bonaventure	67 71	294	A Monmouth	73 70	
						308	H Siena	68 61	342	H Saint Peter's	97 89	
						343	A Coppin St.	82 67				
LAST 10 Division I												
342	H Saint Peter's	97 89	219	A Manhattan	65 68							
294	A Monmouth	73 70	96	A Rider	75 79							
206	A Iona	63 57	343	A Coppin St.	82 67							
75	H Marist	67 94	240	A Howard	42 91							
308	H Siena	68 61	92	A Colgate	72 85							

Non-Div I Games:

Niagara

Loss, Non-Conf, S Site, H Home A Away N Neutral

Average RPI Win:	302	WON-LOST	WINNING	LAST 10	STRENGTH OF	OPP. STRENGTH	TEAM	ADJ.	CONF.	ADJ CONF.
Average RPI Loss:	150	RECORD	PCT. RANK	GAMES	SCHEDULE	OF SCHEDULE	RPI	RPI	RPI	RPI
DIV. I ONLY	3- 13	316	3-7	213	233	293	293	23	23	
DIV. I NON-CONF.	1- 6	318	1-0	65	52	249	249	22	22	
TOTALS	RPI 1-25	RPI 26-50	W-L RECORDS	RPI 51-100	RPI 101-150	RPI 150+				
3- 13	0- 3	0- 0	OVERALL	0- 3	0- 0	3- 7				
1- 3	0- 0	0- 0	HOME	0- 1	0- 0	1- 2				
2- 9	0- 3	0- 0	AWAY	0- 1	0- 0	2- 5				
0- 1	0- 0	0- 0	NEUTRAL	0- 1	0- 0	0- 0				
1- 6	0- 3	0- 0	NON-CONFERENCE	0- 2	0- 0	1- 1				
1- 0	0- 0	0- 0	HOME	0- 0	0- 0	1- 0				
0- 5	0- 3	0- 0	AWAY	0- 1	0- 0	0- 1				
0- 1	0- 0	0- 0	NEUTRAL	0- 1	0- 0	0- 0				
2- 7	0- 0	0- 0	CONFERENCE	0- 1	0- 0	2- 6				
0- 3	0- 0	0- 0	HOME	0- 1	0- 0	0- 2				
2- 4	0- 0	0- 0	AWAY	0- 0	0- 0	2- 4				
0- 0	0- 0	0- 0	NEUTRAL	0- 0	0- 0	0- 0				

RPI 1-25				RPI 26-50				RPI 51-100				RPI 101+ Team's RPI: 293			
RPI	S	Opponent	Score	RPI	S	Opponent	Score	RPI	S	Opponent	Score	RPI	S	Opponent	Score
14	A	Indiana	47 111					80	N	North Florida	61 64	151	A	A&M-Corpus Christi	49 55
23	A	LSU	32 63					89	H	Abilene Christian	84 95	160	A	Sam Houston St.	71 87
25	A	TCU	47 72					99	A	Rice	47 71	212	H	Central Ark.	46 53
												213	H	Lamar University	78 84
												239	A	Jacksonville	55 72
												245	A	Southeastern La.	67 65
												314	A	Incarnate Word	51 53
												315	A	Houston Baptist	84 78
												337	A	Northwestern St.	54 58
												347	H	La.-Monroe	74 59
LAST 10 Division I															
315	A	Houston Baptist	84 78	160	A	Sam Houston St.	71 87								
212	H	Central Ark.	46 53	314	A	Incarnate Word	51 53								
337	A	Northwestern St.	54 58	89	H	Abilene Christian	84 95								
245	A	Southeastern La.	67 65	151	A	A&M-Corpus Christi	49 55								
213	H	Lamar University	78 84	347	H	La.-Monroe	74 59								

Non-Div I Games: Southern-N.O. 94 61 Paul Quinn 101 68

Nicholls St.

Loss, Non-Conf, S Site, H Home A Away N Neutral

Norfolk St.

Through Games Of Jan. 24, 2020

Average RPI Win:	234	WON-LOST	WINNING	LAST 10	STRENGTH OF	OPP. STRENGTH	TEAM	ADJ.	CONF.	ADJ CONF.
Average RPI Loss:	146	RECORD	PCT. RANK	GAMES	SCHEDULE	OF SCHEDULE	RPI	RPI	RPI	RPI
DIV. I ONLY	9- 7	141	6-4	204	251	174	174	30	30	
DIV. I NON-CONF.	5- 7	205	2-4	144	226	188	188	31	31	
TOTALS	RPI 1-25	RPI 26-50	W-L RECORDS	RPI 51-100	RPI 101-150	RPI 150+				
9- 7	0- 0	0- 1	OVERALL	1- 0	0- 3	8- 3				
4- 3	0- 0	0- 0	HOME	0- 0	0- 2	4- 1				
4- 3	0- 0	0- 0	AWAY	0- 0	0- 1	4- 2				
1- 1	0- 0	0- 1	NEUTRAL	1- 0	0- 0	0- 0				
5- 7	0- 0	0- 1	NON-CONFERENCE	1- 0	0- 3	4- 3				
2- 3	0- 0	0- 0	HOME	0- 0	0- 2	2- 1				
2- 3	0- 0	0- 0	AWAY	0- 0	0- 1	2- 2				
1- 1	0- 0	0- 1	NEUTRAL	1- 0	0- 0	0- 0				
4- 0	0- 0	0- 0	CONFERENCE	0- 0	0- 0	4- 0				
2- 0	0- 0	0- 0	HOME	0- 0	0- 0	2- 0				
2- 0	0- 0	0- 0	AWAY	0- 0	0- 0	2- 0				
0- 0	0- 0	0- 0	NEUTRAL	0- 0	0- 0	0- 0				

RPI 1-25				RPI 26-50				RPI 51-100				RPI 101+				Team's RPI: 174	
RPI	S	Opponent	Score	RPI	S	Opponent	Score	RPI	S	Opponent	Score	RPI	S	Opponent	Score		
				39	N	West Virginia	55 72	80	N	North Florida	57 54	108	H	Liberty	48 67		
												126	A	Richmond	69 77		
												135	H	Robert Morris	62 69		
												157	A	William & Mary	56 65		
												171	A	Hampton	77 56		
												181	H	Bethune-Cookman	61 51		
												208	H	La Salle	52 55		
												239	A	Jacksonville	71 64		
												240	A	Howard	83 80		
												242	H	High Point	72 58		
												247	A	Marshall	69 75		
												288	H	Longwood	49 46		
												322	H	UMES	68 45		
												343	A	Coppin St.	85 48		
LAST 10 Division I																	
				322	H	UMES	68 45	157	A	William & Mary	56 65						
				240	A	Howard	83 80	135	H	Robert Morris	62 69						
				343	A	Coppin St.	85 48	39	N	West Virginia	55 72						
				181	H	Bethune-Cookman	61 51	171	A	Hampton	77 56						
				126	A	Richmond	69 77	288	H	Longwood	49 46						

Non-Div I Games: Virginia-Lynchburg 123 48

Norfolk St.

■ Loss,
■ Non-Conf,
■ S Site,
■ H Home
■ A Away
N Neutral

Average RPI Win:	263	WON-LOST	WINNING	LAST 10	STRENGTH OF	OPP. STRENGTH	TEAM	ADJ.	CONF.	ADJ CONF.
Average RPI Loss:	66	RECORD	PCT. RANK	GAMES	SCHEDULE	OF SCHEDULE	RPI	RPI	RPI	RPI
DIV. I ONLY	12- 4	47	8-2	328	200	161	161	16	16	
DIV. I NON-CONF.	7- 3	80	3-1	348	302	235	235	16	16	
TOTALS	RPI 1-25	RPI 26-50	W-L RECORDS	RPI 51-100	RPI 101-150	RPI 150+				
12- 4	0- 1	0- 1	OVERALL	1- 1	1- 0	10- 1				
4- 2	0- 0	0- 1	HOME	1- 0	0- 0	3- 1				
4- 2	0- 1	0- 0	AWAY	0- 1	1- 0	3- 0				
4- 0	0- 0	0- 0	NEUTRAL	0- 0	0- 0	4- 0				
7- 3	0- 1	0- 0	NON-CONFERENCE	0- 1	0- 0	7- 1				
1- 1	0- 0	0- 0	HOME	0- 0	0- 0	1- 1				
2- 2	0- 1	0- 0	AWAY	0- 1	0- 0	2- 0				
4- 0	0- 0	0- 0	NEUTRAL	0- 0	0- 0	4- 0				
5- 1	0- 0	0- 1	CONFERENCE	1- 0	1- 0	3- 0				
3- 1	0- 0	0- 1	HOME	1- 0	0- 0	2- 0				
2- 0	0- 0	0- 0	AWAY	0- 0	1- 0	1- 0				
0- 0	0- 0	0- 0	NEUTRAL	0- 0	0- 0	0- 0				

RPI	S	Opponent	Score	RPI	S	Opponent	Score	RPI	S	Opponent	Score	RPI	S	Opponent	Score	Team's RPI: 161
4	A	Iowa	81 86	29	H	FGCU	63 74	64	A	Iowa St.	72 80	108	A	Liberty	76 71	
								80	H	North Florida	54 51	167	H	Samford	63 79	
												238	H	Stetson	68 57	
												239	H	Jacksonville	76 65	
												251	A	Lipscomb	84 72	
												274	N	Alabama A&M	80 65	
												290	N	UC Irvine	88 60	
												309	A	Alabama St.	81 60	
												327	N	SIUE	85 67	
												334	A	Tennessee St.	88 63	
												349	N	South Carolina St.	99 46	
												351	H	Mississippi Val.	86 60	
LAST 10 Division I																
238	H	Stetson	68 57	80	H	North Florida	54 51									
29	H	FGCU	63 74	64	A	Iowa St.	72 80									
108	A	Liberty	76 71	349	N	South Carolina St.	99 46									
251	A	Lipscomb	84 72	327	N	SIUE	85 67									
239	H	Jacksonville	76 65	309	A	Alabama St.	81 60									

Non-Div I Games: Virginia-Lynchburg 128 26 Oakwood 120 38

North Ala.

Loss, Non-Conf, S Site, H Home A Away N Neutral

North Carolina

Through Games Of Jan. 24, 2020

Average RPI Win:	171	WON-LOST	WINNING	LAST 10	STRENGTH OF	OPP. STRENGTH	TEAM	ADJ.	CONF.	ADJ CONF.
Average RPI Loss:	33	RECORD	PCT. RANK	GAMES	SCHEDULE	OF SCHEDULE	RPI	RPI	RPI	RPI
DIV. I ONLY	14- 5	52	6-4	133	9	57	57	5	5	
DIV. I NON-CONF.	9- 2	38	1-1	321	32	128	128	3	3	
TOTALS	RPI 1-25	RPI 26-50	W-L RECORDS	RPI 51-100	RPI 101-150	RPI 150+				
14- 5	1- 2	3- 2	OVERALL	1- 1	3- 0	6- 0				
9- 2	1- 1	0- 1	HOME	1- 0	2- 0	5- 0				
2- 3	0- 1	2- 1	AWAY	0- 1	0- 0	0- 0				
3- 0	0- 0	1- 0	NEUTRAL	0- 0	1- 0	1- 0				
9- 2	0- 0	1- 1	NON-CONFERENCE	0- 1	3- 0	5- 0				
6- 1	0- 0	0- 1	HOME	0- 0	2- 0	4- 0				
0- 1	0- 0	0- 0	AWAY	0- 1	0- 0	0- 0				
3- 0	0- 0	1- 0	NEUTRAL	0- 0	1- 0	1- 0				
5- 3	1- 2	2- 1	CONFERENCE	1- 0	0- 0	1- 0				
3- 1	1- 1	0- 0	HOME	1- 0	0- 0	1- 0				
2- 2	0- 1	2- 1	AWAY	0- 0	0- 0	0- 0				
0- 0	0- 0	0- 0	NEUTRAL	0- 0	0- 0	0- 0				

RPI S	Opponent	Score	RPI S	Opponent	Score	RPI S	Opponent	Score	RPI S	Opponent	Score
2	H Louisville	67 74	26	A Virginia Tech	70 76	56	H Miami (FL)	78 58	122	H Elon	76 46
18	A Florida St.	64 78	34	A Virginia	65 47	69	A Alabama	77 83	144	H Illinois	85 60
19	H NC State	66 60	46	A Georgia Tech	67 60				149	N Missouri	82 69
			47	N Temple	71 58				244	N UNCW	85 45
			50	H Yale	63 66				264	H Navy	80 40
									296	H Pittsburgh	70 62
									312	H N.C. Central	92 53
									331	H Western Caro.	92 55
									333	H Charleston So.	85 54
LAST 10 Division I											
46	A Georgia Tech	67 60	26	A Virginia Tech	70 76						
2	H Louisville	67 74	34	A Virginia	65 47						
56	H Miami (FL)	78 58	296	H Pittsburgh	70 62						
18	A Florida St.	64 78	50	H Yale	63 66						
19	H NC State	66 60	244	N UNCW	85 45						

Non-Div I Games:

North Carolina

Loss, Non-Conf, S Site, H Home A Away N Neutral

North Dakota

Through Games Of Jan. 24, 2020

Average RPI Win:	271	WON-LOST	WINNING	LAST 10	STRENGTH OF	OPP. STRENGTH	TEAM	ADJ.	CONF.	ADJ CONF.
Average RPI Loss:	174	RECORD	PCT. RANK	GAMES	SCHEDULE	OF SCHEDULE	RPI	RPI	RPI	RPI
DIV. I ONLY	10- 8	147	4-6	327	224	207	207	18	18	
DIV. I NON-CONF.	7- 4	100	1-2	272	267	134	134	19	19	
TOTALS	RPI 1-25	RPI 26-50	W-L RECORDS	RPI 51-100	RPI 101-150	RPI 150+				
10- 8	0- 0	0- 1	OVERALL	0- 2	1- 1	9- 4				
4- 2	0- 0	0- 0	HOME	0- 1	1- 0	3- 1				
6- 6	0- 0	0- 1	AWAY	0- 1	0- 1	6- 3				
0- 0	0- 0	0- 0	NEUTRAL	0- 0	0- 0	0- 0				
7- 4	0- 0	0- 1	NON-CONFERENCE	0- 1	1- 1	6- 1				
2- 1	0- 0	0- 0	HOME	0- 1	1- 0	1- 0				
5- 3	0- 0	0- 1	AWAY	0- 0	0- 1	5- 1				
0- 0	0- 0	0- 0	NEUTRAL	0- 0	0- 0	0- 0				
3- 4	0- 0	0- 0	CONFERENCE	0- 1	0- 0	3- 3				
2- 1	0- 0	0- 0	HOME	0- 0	0- 0	2- 1				
1- 3	0- 0	0- 0	AWAY	0- 1	0- 0	1- 2				
0- 0	0- 0	0- 0	NEUTRAL	0- 0	0- 0	0- 0				

RPI S	Opponent	Score	RPI S	Opponent	Score	RPI S	Opponent	Score	RPI S	Opponent	Score	Team's RPI: 207
36	A Arizona	42 74	87	A South Dakota St.	64 99	139	A New Orleans	73 79	140	H Rhode Island	67 61	
			97	H Illinois St.	58 66	166	H Valparaiso	65 63	214	A SMU	51 66	
						258	A Oral Roberts	52 75	265	A Grand Canyon	78 76	
						273	A Denver	90 82	273	H Denver	81 91	
						278	A Milwaukee	66 58	285	H Omaha	63 57	
						291	A North Dakota St.	82 92	297	A Ga. Southern	69 56	
						325	H Purdue Fort Wayne	91 85	333	A Charleston So.	73 57	
						349	A South Carolina St.	95 53				
LAST 10 Division I												
273	H Denver	81 91	325	H Purdue Fort Wayne	91 85							
291	A North Dakota St.	82 92	273	A Denver	90 82							
87	A South Dakota St.	64 99	139	A New Orleans	73 79							
258	A Oral Roberts	52 75	278	A Milwaukee	66 58							
285	H Omaha	63 57	214	A SMU	51 66							

Non-Div I Games: Northland 118 35 Mayville St. 83 52

North Dakota

Loss, Non-Conf, S Site, H Home A Away N Neutral

Average RPI Win:	243	WON-LOST	WINNING	LAST 10	STRENGTH OF	OPP. STRENGTH	TEAM	ADJ.	CONF.	ADJ CONF.
Average RPI Loss:	136	RECORD	PCT. RANK	GAMES	SCHEDULE	OF SCHEDULE	RPI	RPI	RPI	RPI
DIV. I ONLY	2- 14	331	2-8	101	169	291	291	18	18	
DIV. I NON-CONF.	1- 9	326	1-3	124	105	288	288	19	19	
TOTALS	RPI 1-25	RPI 26-50	W-L RECORDS	RPI 51-100	RPI 101-150	RPI 150+				
2- 14	0- 0	0- 2	OVERALL	0- 4	0- 2	2- 6				
1- 7	0- 0	0- 1	HOME	0- 1	0- 1	1- 4				
1- 7	0- 0	0- 1	AWAY	0- 3	0- 1	1- 2				
0- 0	0- 0	0- 0	NEUTRAL	0- 0	0- 0	0- 0				
1- 9	0- 0	0- 1	NON-CONFERENCE	0- 3	0- 2	1- 3				
0- 5	0- 0	0- 0	HOME	0- 1	0- 1	0- 3				
1- 4	0- 0	0- 1	AWAY	0- 2	0- 1	1- 0				
0- 0	0- 0	0- 0	NEUTRAL	0- 0	0- 0	0- 0				
1- 5	0- 0	0- 1	CONFERENCE	0- 1	0- 0	1- 3				
1- 2	0- 0	0- 1	HOME	0- 0	0- 0	1- 1				
0- 3	0- 0	0- 0	AWAY	0- 1	0- 0	0- 2				
0- 0	0- 0	0- 0	NEUTRAL	0- 0	0- 0	0- 0				

RPI 1-25				RPI 26-50				RPI 51-100				RPI 101+				Team's RPI: 291	
RPI	S	Opponent	Score	RPI	S	Opponent	Score	RPI	S	Opponent	Score	RPI	S	Opponent	Score		
				30	A	Creighton	59 70	52	A	UNI	63 95	117	H	Wisconsin	63 64		
				43	H	South Dakota	36 80	61	A	Bradley	64 70	147	A	Northeastern	61 72		
								64	H	Iowa St.	58 86	166	H	Valparaiso	54 66		
								87	A	South Dakota St.	52 60	193	H	Northern Ill.	68 74		
												199	H	Western Ill.	78 79		
												207	H	North Dakota	92 82		
												217	H	Wyoming	57 66		
												258	A	Oral Roberts	62 70		
												273	A	Denver	82 91		
												279	A	New Hampshire	67 61		
LAST 10 Division I																	
				87	A	South Dakota St.	52 60	273	A	Denver	82 91						
				207	H	North Dakota	92 82	117	H	Wisconsin	63 64						
				43	H	South Dakota	36 80	61	A	Bradley	64 70						
				258	A	Oral Roberts	62 70	279	A	New Hampshire	67 61						
				199	H	Western Ill.	78 79	147	A	Northeastern	61 72						

Non-Div I Games: Waldorf 92 26 Mayville St. 97 59

North Dakota St.

North Florida

Through Games Of Jan. 24, 2020

Average RPI Win:	234	WON-LOST	WINNING	LAST 10	STRENGTH OF	OPP. STRENGTH	TEAM	ADJ.	CONF.	ADJ CONF.
Average RPI Loss:	81	RECORD	PCT. RANK	GAMES	SCHEDULE	OF SCHEDULE	RPI	RPI	RPI	RPI
DIV. I ONLY	8- 8	175	5-5	48	209	80	80	16	16	
DIV. I NON-CONF.	5- 6	187	2-3	49	136	77	77	16	16	
TOTALS	RPI 1-25	RPI 26-50	W-L RECORDS	RPI 51-100	RPI 101-150	RPI 150+				
8- 8	0- 2	0- 1	OVERALL	1- 2	1- 1	6- 2				
2- 1	0- 0	0- 1	HOME	0- 0	1- 0	1- 0				
4- 5	0- 2	0- 0	AWAY	0- 1	0- 1	4- 1				
2- 2	0- 0	0- 0	NEUTRAL	1- 1	0- 0	1- 1				
5- 6	0- 2	0- 0	NON-CONFERENCE	1- 2	1- 1	3- 1				
1- 0	0- 0	0- 0	HOME	0- 0	1- 0	0- 0				
2- 4	0- 2	0- 0	AWAY	0- 1	0- 1	2- 0				
2- 2	0- 0	0- 0	NEUTRAL	1- 1	0- 0	1- 1				
3- 2	0- 0	0- 1	CONFERENCE	0- 0	0- 0	3- 1				
1- 1	0- 0	0- 1	HOME	0- 0	0- 0	1- 0				
2- 1	0- 0	0- 0	AWAY	0- 0	0- 0	2- 1				
0- 0	0- 0	0- 0	NEUTRAL	0- 0	0- 0	0- 0				

RPI S	Opponent	Score	RPI S	Opponent	Score	RPI S	Opponent	Score	RPI S	Opponent	Score
14	A Indiana	45 72	29	H FGCU	50 72	56	A Miami (FL)	55 78	111	H Holy Cross	80 60
18	A Florida St.	41 70				75	N Marist	54 69	117	A Wisconsin	62 75
						96	N Rider	80 70	161	A North Ala.	51 54
									174	N Norfolk St.	54 57
									223	A Kennesaw St.	64 55
									239	A Jacksonville	70 64
									274	A Alabama A&M	73 64
									293	N Nicholls St.	64 61
									301	A FIU	64 49
									335	H NJIT	71 48
LAST 10 Division I											
239	A Jacksonville	70 64	111	H Holy Cross	80 60						
29	H FGCU	50 72	18	A Florida St.	41 70						
335	H NJIT	71 48	14	A Indiana	45 72						
223	A Kennesaw St.	64 55	293	N Nicholls St.	64 61						
161	A North Ala.	51 54	174	N Norfolk St.	54 57						

Non-Div I Games: Warner 110 46 Edward Waters 80 51

North Florida

Loss, Non-Conf, S Site, H Home A Away N Neutral

North Texas

Through Games Of Jan. 24, 2020

Average RPI Win: 223	WON-LOST	WINNING	LAST 10	STRENGTH OF	OPP. STRENGTH	TEAM	ADJ.	CONF.	ADJ CONF.
Average RPI Loss: 165	RECORD	PCT. RANK	GAMES	SCHEDULE	OF SCHEDULE	RPI	RPI	RPI	RPI
DIV. I ONLY	7- 9	208	5-5	202	230	228	228	13	13
DIV. I NON-CONF.	4- 5	195	2-1	136	265	195	195	13	13
TOTALS	RPI 1-25	RPI 26-50	W-L RECORDS	RPI 51-100	RPI 101-150	RPI 150+			
7- 9	0- 1	1- 1	OVERALL	0- 0	1- 2	5- 5			
5- 3	0- 0	1- 0	HOME	0- 0	1- 1	3- 2			
2- 4	0- 0	0- 0	AWAY	0- 0	0- 1	2- 3			
0- 2	0- 1	0- 1	NEUTRAL	0- 0	0- 0	0- 0			
4- 5	0- 1	0- 1	NON-CONFERENCE	0- 0	1- 2	3- 1			
3- 1	0- 0	0- 0	HOME	0- 0	1- 1	2- 0			
1- 2	0- 0	0- 0	AWAY	0- 0	0- 1	1- 1			
0- 2	0- 1	0- 1	NEUTRAL	0- 0	0- 0	0- 0			
3- 4	0- 0	1- 0	CONFERENCE	0- 0	0- 0	2- 4			
2- 2	0- 0	1- 0	HOME	0- 0	0- 0	1- 2			
1- 2	0- 0	0- 0	AWAY	0- 0	0- 0	1- 2			
0- 0	0- 0	0- 0	NEUTRAL	0- 0	0- 0	0- 0			

RPI S	Opponent	Score	RPI S	Opponent	Score	RPI S	Opponent	Score	RPI S	Opponent	Score
19 N	NC State	65 76	32 H	Western Ky.	61 54				105 H	UT Arlington	49 68
			44 N	Texas	57 63				129 H	Louisiana	69 66
									131 A	CSU Bakersfield	52 61
									176 A	Fla. Atlantic	78 84
									190 H	Southern Miss.	57 65
									201 A	Hawaii	66 60
									237 H	Louisiana Tech	74 69
									247 H	Marshall	59 68
									271 A	Utah St.	55 66
									301 A	FIU	56 58
									304 A	UTSA	79 55
									311 H	Alcorn	67 31
									347 H	La.-Monroe	63 51
LAST 10 Division I											
304 A	UTSA	79 55	247 H	Marshall	59 68						
237 H	Louisiana Tech	74 69	32 H	Western Ky.	61 54						
190 H	Southern Miss.	57 65	347 H	La.-Monroe	63 51						
176 A	Fla. Atlantic	78 84	271 A	Utah St.	55 66						
301 A	FIU	56 58	129 H	Louisiana	69 66						

Non-Div I Games: Mid-Amer. Christian59 **61** Xavier (LA) 68 31 Tex. A&M-Texarkana 114 54

North Texas

Loss, Non-Conf, S Site, H Home A Away N Neutral

Northeastern

Through Games Of Jan. 24, 2020

Average RPI Win:	231	WON-LOST	WINNING	LAST 10	STRENGTH OF	OPP. STRENGTH	TEAM	ADJ.	CONF.	ADJ CONF.
Average RPI Loss:	88	RECORD	PCT. RANK	GAMES	SCHEDULE	OF SCHEDULE	RPI	RPI	RPI	RPI
DIV. I ONLY	8- 9	190	7-3	107	135	147	147	14	14	
DIV. I NON-CONF.	4- 7	225	3-1	77	126	162	162	14	14	
TOTALS	RPI 1-25	RPI 26-50	W-L RECORDS	RPI 51-100	RPI 101-150	RPI 150+				
8- 9	0- 2	0- 2	OVERALL	0- 2	2- 1	6- 2				
5- 3	0- 0	0- 2	HOME	0- 1	1- 0	4- 0				
3- 6	0- 2	0- 0	AWAY	0- 1	1- 1	2- 2				
0- 0	0- 0	0- 0	NEUTRAL	0- 0	0- 0	0- 0				
4- 7	0- 2	0- 2	NON-CONFERENCE	0- 1	1- 1	3- 1				
2- 3	0- 0	0- 2	HOME	0- 1	0- 0	2- 0				
2- 4	0- 2	0- 0	AWAY	0- 0	1- 1	1- 1				
0- 0	0- 0	0- 0	NEUTRAL	0- 0	0- 0	0- 0				
4- 2	0- 0	0- 0	CONFERENCE	0- 1	1- 0	3- 1				
3- 0	0- 0	0- 0	HOME	0- 0	1- 0	2- 0				
1- 2	0- 0	0- 0	AWAY	0- 1	0- 0	1- 1				
0- 0	0- 0	0- 0	NEUTRAL	0- 0	0- 0	0- 0				

RPI	S	Opponent	Score	RPI	S	Opponent	Score	RPI	S	Opponent	Score	RPI	S	Opponent	Score	Team's RPI: 147
6	A	Oregon	47 89	43	H	South Dakota	76 80	82	A	Drexel	41 50	118	A	Fordham	58 74	
22	A	Central Mich.	63 79	50	H	Yale	63 78	88	H	Dayton	60 71	122	H	Elon	68 65	
												142	A	Harvard	46 44	
												157	H	William & Mary	61 55	
												163	A	Towson	68 81	
												216	A	Boston U.	56 72	
												232	A	Maine	66 58	
												257	A	Delaware	72 62	
												291	H	North Dakota St.	72 61	
												305	H	Hofstra	74 51	
												344	H	Hartford	60 47	
LAST 10 Division I																
163	A	Towson	68 81	305	H	Hofstra	74 51									
157	H	William & Mary	61 55	216	A	Boston U.	56 72									
122	H	Elon	68 65	232	A	Maine	66 58									
257	A	Delaware	72 62	344	H	Hartford	60 47									
82	A	Drexel	41 50	142	A	Harvard	46 44									

Non-Div I Games:

Northeastern

■ Loss,
 ■ Non-Conf,
 ■ S Site,
 ■ H Home
 ■ A Away
 N Neutral

Average RPI Win:	256	WON-LOST	WINNING	LAST 10	STRENGTH OF	OPP. STRENGTH	TEAM	ADJ.	CONF.	ADJ CONF.
Average RPI Loss:	149	RECORD	PCT. RANK	GAMES	SCHEDULE	OF SCHEDULE	RPI	RPI	RPI	RPI
DIV. I ONLY	8- 8	175	6-4	231	273	202	202	19	19	
DIV. I NON-CONF.	3- 6	235	1-2	151	270	217	217	17	17	
TOTALS	RPI 1-25	RPI 26-50	W-L RECORDS	RPI 51-100	RPI 101-150	RPI 150+				
8- 8	0- 1	0- 0	OVERALL	0- 2	1- 1	7- 4				
4- 3	0- 0	0- 0	HOME	0- 0	0- 1	4- 2				
3- 4	0- 0	0- 0	AWAY	0- 2	0- 0	3- 2				
1- 1	0- 1	0- 0	NEUTRAL	0- 0	1- 0	0- 0				
3- 6	0- 1	0- 0	NON-CONFERENCE	0- 2	1- 0	2- 3				
1- 1	0- 0	0- 0	HOME	0- 0	0- 0	1- 1				
1- 4	0- 0	0- 0	AWAY	0- 2	0- 0	1- 2				
1- 1	0- 1	0- 0	NEUTRAL	0- 0	1- 0	0- 0				
5- 2	0- 0	0- 0	CONFERENCE	0- 0	0- 1	5- 1				
3- 2	0- 0	0- 0	HOME	0- 0	0- 1	3- 1				
2- 0	0- 0	0- 0	AWAY	0- 0	0- 0	2- 0				
0- 0	0- 0	0- 0	NEUTRAL	0- 0	0- 0	0- 0				

RPI S	Opponent	Score	RPI S	Opponent	Score	RPI S	Opponent	Score	RPI S	Opponent	Score	Team's RPI: 202
10 N	Oregon St.	57 91				90 A	Fresno St.	66 83	123 H	Montana St.	64 72	
						99 A	Rice	57 71	133 N	San Jose St.	67 64	
									184 A	New Mexico	76 83	
									186 H	Montana	71 79	
									191 H	Southern Utah	84 76	
									195 H	Northern Colo.	72 45	
									203 H	UC Davis	61 71	
									255 A	Idaho St.	70 59	
									295 A	California Baptist	79 98	
									303 A	Weber St.	88 82	
									315 A	Houston Baptist	79 62	
									318 H	Sacramento St.	114 107	
									340 H	Seattle U	88 80	
LAST 10 Division I												
195 H	Northern Colo.	72 45	123 H	Montana St.	64 72							
191 H	Southern Utah	84 76	186 H	Montana	71 79							
255 A	Idaho St.	70 59	133 N	San Jose St.	67 64							
318 H	Sacramento St.	114 107	10 N	Oregon St.	57 91							
303 A	Weber St.	88 82	203 H	UC Davis	61 71							

Non-Div I Games:

Northern Ariz.

■ Loss,
 ■ Non-Conf, S Site,
 ■ Home
 ■ Away
 N Neutral

Average RPI Win:	237	WON-LOST	WINNING	LAST 10	STRENGTH OF	OPP. STRENGTH	TEAM	ADJ.	CONF.	ADJ CONF.
Average RPI Loss:	175	RECORD	PCT. RANK	GAMES	SCHEDULE	OF SCHEDULE	RPI	RPI	RPI	RPI
DIV. I ONLY	7- 8	197	5-5	264	160	195	195	19	19	
DIV. I NON-CONF.	4- 5	195	2-2	230	95	177	177	17	17	
TOTALS	RPI 1-25	RPI 26-50	W-L RECORDS	RPI 51-100	RPI 101-150	RPI 150+				
7- 8	0- 2	0- 0	OVERALL	0- 0	0- 1	7- 5				
2- 3	0- 0	0- 0	HOME	0- 0	0- 0	2- 3				
5- 5	0- 2	0- 0	AWAY	0- 0	0- 1	5- 2				
0- 0	0- 0	0- 0	NEUTRAL	0- 0	0- 0	0- 0				
4- 5	0- 2	0- 0	NON-CONFERENCE	0- 0	0- 0	4- 3				
1- 2	0- 0	0- 0	HOME	0- 0	0- 0	1- 2				
3- 3	0- 2	0- 0	AWAY	0- 0	0- 0	3- 1				
0- 0	0- 0	0- 0	NEUTRAL	0- 0	0- 0	0- 0				
3- 3	0- 0	0- 0	CONFERENCE	0- 0	0- 1	3- 2				
1- 1	0- 0	0- 0	HOME	0- 0	0- 0	1- 1				
2- 2	0- 0	0- 0	AWAY	0- 0	0- 1	2- 1				
0- 0	0- 0	0- 0	NEUTRAL	0- 0	0- 0	0- 0				

RPI	S	Opponent	Score	RPI	S	Opponent	Score	RPI	S	Opponent	Score	RPI	S	Opponent	Score	Team's RPI: 195
5	A	Stanford	36 90					123	A	Montana St.	58 91					
8	A	UCLA	58 92					186	A	Montana	67 58					
								200	H	Portland St.	77 58					
								202	A	Northern Ariz.	45 72					
								209	A	Chattanooga	59 42					
								214	A	SMU	61 52					
								217	A	Wyoming	46 44					
								226	H	San Francisco	83 90					
								256	H	Colorado St.	58 75					
								273	A	Denver	55 74					
								303	H	Weber St.	60 65					
								316	H	Air Force	72 62					
								318	A	Sacramento St.	73 63					
LAST 10 Division I																
202	A	Northern Ariz.	45 72	200	H	Portland St.	77 58									
318	A	Sacramento St.	73 63	217	A	Wyoming	46 44									
303	H	Weber St.	60 65	273	A	Denver	55 74									
186	A	Montana	67 58	209	A	Chattanooga	59 42									
123	A	Montana St.	58 91	8	A	UCLA	58 92									

Non-Div I Games:

Northern Colo.

■ Loss,
 ■ Non-Conf, S Site,
 ■ Home
 ■ Away
 N Neutral

Average RPI Win: 221	WON-LOST	WINNING	LAST 10	STRENGTH OF	OPP. STRENGTH	TEAM	ADJ.	CONF.	ADJ CONF.
Average RPI Loss: 108	RECORD	PCT. RANK	GAMES	SCHEDULE	OF SCHEDULE	RPI	RPI	RPI	RPI
DIV. I ONLY	5- 12	274	2-8	67	173	193	193	10	10
DIV. I NON-CONF.	4- 7	225	1-3	66	221	160	160	10	10
TOTALS	RPI 1-25	RPI 26-50	W-L RECORDS	RPI 51-100	RPI 101-150	RPI 150+			
5- 12	0- 1	0- 2	OVERALL	0- 4	1- 2	4- 3			
1- 6	0- 0	0- 1	HOME	0- 2	0- 2	1- 1			
3- 5	0- 1	0- 0	AWAY	0- 2	0- 0	3- 2			
1- 1	0- 0	0- 1	NEUTRAL	0- 0	1- 0	0- 0			
4- 7	0- 1	0- 2	NON-CONFERENCE	0- 2	1- 1	3- 1			
1- 3	0- 0	0- 1	HOME	0- 1	0- 1	1- 0			
2- 3	0- 1	0- 0	AWAY	0- 1	0- 0	2- 1			
1- 1	0- 0	0- 1	NEUTRAL	0- 0	1- 0	0- 0			
1- 5	0- 0	0- 0	CONFERENCE	0- 2	0- 1	1- 2			
0- 3	0- 0	0- 0	HOME	0- 1	0- 1	0- 1			
1- 2	0- 0	0- 0	AWAY	0- 1	0- 0	1- 1			
0- 0	0- 0	0- 0	NEUTRAL	0- 0	0- 0	0- 0			

RPI 1-25				RPI 26-50				RPI 51-100				RPI 101+				Team's RPI: 193	
RPI	S	Opponent	Score	RPI	S	Opponent	Score	RPI	S	Opponent	Score	RPI	S	Opponent	Score		
24	A	Purdue	63 68	31	H	Drake	49 73	73	A	Ohio	67 87	110	H	Kent St.	71 79		
				43	N	South Dakota	48 91	73	H	Ohio	79 85	141	N	Tennessee Tech	82 74		
								76	H	Southern Ill.	61 80	142	H	Harvard	53 59		
								97	A	Illinois St.	66 69	158	H	Toledo	51 63		
												187	A	Akron	70 65		
												194	A	Miami (OH)	64 66		
												230	H	Eastern Ill.	61 48		
												256	A	Colorado St.	80 75		
												278	A	Milwaukee	65 78		
												291	A	North Dakota St.	74 68		
LAST 10 Division I																	
		73	H	Ohio			79	85			73	A	Ohio			67	87
		187	A	Akron			70	65			31	H	Drake			49	73
		110	H	Kent St.			71	79			76	H	Southern Ill.			61	80
		158	H	Toledo			51	63			230	H	Eastern Ill.			61	48
		194	A	Miami (OH)			64	66			278	A	Milwaukee			65	78

Non-Div I Games:

Northern Ill.

■ Loss,
■ Non-Conf,
■ S Site,
■ H Home
■ A Away
N Neutral

Northern Ky.

Through Games Of Jan. 24, 2020

Average RPI Win:	273	WON-LOST	WINNING	LAST 10	STRENGTH OF	OPP. STRENGTH	TEAM	ADJ.	CONF.	ADJ CONF.
Average RPI Loss:	140	RECORD	PCT. RANK	GAMES	SCHEDULE	OF SCHEDULE	RPI	RPI	RPI	RPI
DIV. I ONLY	10- 9	167	6-4	284	232	221	221	21	21	
DIV. I NON-CONF.	6- 5	151	2-0	312	184	233	233	18	18	
TOTALS	RPI 1-25	RPI 26-50	W-L RECORDS	RPI 51-100	RPI 101-150	RPI 150+				
10- 9	0- 1	0- 0	OVERALL	0- 2	0- 2	10- 4				
5- 4	0- 1	0- 0	HOME	0- 0	0- 2	5- 1				
4- 5	0- 0	0- 0	AWAY	0- 2	0- 0	4- 3				
1- 0	0- 0	0- 0	NEUTRAL	0- 0	0- 0	1- 0				
6- 5	0- 1	0- 0	NON-CONFERENCE	0- 1	0- 1	6- 2				
3- 2	0- 1	0- 0	HOME	0- 0	0- 1	3- 0				
2- 3	0- 0	0- 0	AWAY	0- 1	0- 0	2- 2				
1- 0	0- 0	0- 0	NEUTRAL	0- 0	0- 0	1- 0				
4- 4	0- 0	0- 0	CONFERENCE	0- 1	0- 1	4- 2				
2- 2	0- 0	0- 0	HOME	0- 0	0- 1	2- 1				
2- 2	0- 0	0- 0	AWAY	0- 1	0- 0	2- 1				
0- 0	0- 0	0- 0	NEUTRAL	0- 0	0- 0	0- 0				

RPI 1-25				RPI 26-50				RPI 51-100				RPI 101+ Team's RPI: 221			
RPI	S	Opponent	Score	RPI	S	Opponent	Score	RPI	S	Opponent	Score	RPI	S	Opponent	Score
2	H	Louisville	57 85					53	A	IUPUI	61 89	109	H	Saint Louis	42 67
								79	A	Belmont	45 62	143	H	Wright St.	55 63
												165	A	Green Bay	44 65
												183	H	Cleveland St.	68 73
												185	H	Youngstown St.	75 56
												212	H	Central Ark.	72 56
												251	A	Lipscomb	69 71
												262	A	Indiana St.	70 68
												268	H	Oakland	69 60
												272	A	Eastern Ky.	62 69
												278	A	Milwaukee	61 49
												285	H	Omaha	57 40
												298	N	Jacksonville St.	66 63
												299	H	Wofford	80 72
												301	A	FIU	67 45
												341	A	UIC	88 46
LAST 10 Division I															
268	H	Oakland	69 60	185	H	Youngstown St.	75 56								
143	H	Wright St.	55 63	278	A	Milwaukee	61 49								
341	A	UIC	88 46	165	A	Green Bay	44 65								
53	A	IUPUI	61 89	299	H	Wofford	80 72								
183	H	Cleveland St.	68 73	262	A	Indiana St.	70 68								

Non-Div I Games:

Northern Ky.

■ Loss,
 ■ Non-Conf, S Site,
 ■ Home
 ■ Away
 N Neutral

Northwestern

Through Games Of Jan. 24, 2020

Average RPI Win:	118	WON-LOST	WINNING	LAST 10	STRENGTH OF	OPP. STRENGTH	TEAM	ADJ.	CONF.	ADJ CONF.
Average RPI Loss:	9	RECORD	PCT. RANK	GAMES	SCHEDULE	OF SCHEDULE	RPI	RPI	RPI	RPI
DIV. I ONLY	17- 2	11	9-1	35	5	15	15	2	2	
DIV. I NON-CONF.	10- 1	19	2-0	104	24	25	25	2	2	
TOTALS	RPI 1-25	RPI 26-50	W-L RECORDS	RPI 51-100	RPI 101-150	RPI 150+				
17- 2	3- 2	2- 0	OVERALL	4- 0	2- 0	6- 0				
9- 2	2- 2	0- 0	HOME	2- 0	1- 0	4- 0				
6- 0	1- 0	2- 0	AWAY	2- 0	1- 0	0- 0				
2- 0	0- 0	0- 0	NEUTRAL	0- 0	0- 0	2- 0				
10- 1	0- 1	2- 0	NON-CONFERENCE	2- 0	1- 0	5- 0				
6- 1	0- 1	0- 0	HOME	2- 0	1- 0	3- 0				
2- 0	0- 0	2- 0	AWAY	0- 0	0- 0	0- 0				
2- 0	0- 0	0- 0	NEUTRAL	0- 0	0- 0	2- 0				
7- 1	3- 1	0- 0	CONFERENCE	2- 0	1- 0	1- 0				
3- 1	2- 1	0- 0	HOME	0- 0	0- 0	1- 0				
4- 0	1- 0	0- 0	AWAY	2- 0	1- 0	0- 0				
0- 0	0- 0	0- 0	NEUTRAL	0- 0	0- 0	0- 0				

RPI 1-25				Team's RPI: 15		RPI 26-50				RPI 51-100				RPI 101+					
RPI	S	Opponent	Score		RPI	S	Opponent	Score		RPI	S	Opponent	Score		RPI	S	Opponent	Score	
4	H	Iowa	51	77	40	A	Marquette	64	56	70	A	Minnesota	56	54	105	H	UT Arlington	74	47
13	H	DePaul	68	70	41	A	Duke	63	42	85	H	Boston College	66	63	144	A	Illinois	77	50
14	A	Indiana	71	69						91	A	Michigan St.	76	48	155	H	Dartmouth	79	37
17	H	Maryland	81	58						92	H	Colgate	73	44	166	H	Valparaiso	69	48
24	H	Purdue	61	56											188	H	Penn St.	85	59
															211	N	Xavier	79	59
															282	N	East Carolina	64	45
															286	H	Loyola Maryland	67	46

Average RPI Win:	315	WON-LOST	WINNING	LAST 10	STRENGTH OF	OPP. STRENGTH	TEAM	ADJ.	CONF.	ADJ CONF.
Average RPI Loss:	189	RECORD	PCT. RANK	GAMES	SCHEDULE	OF SCHEDULE	RPI	RPI	RPI	RPI
DIV. I ONLY	3- 11	307	2-8	307	331	337	337	23	23	
DIV. I NON-CONF.	1- 5	313	0-2	231	280	323	323	22	22	
TOTALS	RPI 1-25	RPI 26-50	W-L RECORDS	RPI 51-100	RPI 101-150	RPI 150+				
3- 11	0- 0	0- 2	OVERALL	0- 0	0- 1	3- 8				
3- 4	0- 0	0- 0	HOME	0- 0	0- 0	3- 4				
0- 7	0- 0	0- 2	AWAY	0- 0	0- 1	0- 4				
0- 0	0- 0	0- 0	NEUTRAL	0- 0	0- 0	0- 0				
1- 5	0- 0	0- 2	NON-CONFERENCE	0- 0	0- 0	1- 3				
1- 1	0- 0	0- 0	HOME	0- 0	0- 0	1- 1				
0- 4	0- 0	0- 2	AWAY	0- 0	0- 0	0- 2				
0- 0	0- 0	0- 0	NEUTRAL	0- 0	0- 0	0- 0				
2- 6	0- 0	0- 0	CONFERENCE	0- 0	0- 1	2- 5				
2- 3	0- 0	0- 0	HOME	0- 0	0- 0	2- 3				
0- 3	0- 0	0- 0	AWAY	0- 0	0- 1	0- 2				
0- 0	0- 0	0- 0	NEUTRAL	0- 0	0- 0	0- 0				

RPI 1-25			RPI 26-50			RPI 51-100			RPI 101+			Team's RPI: 337
RPI	S	Opponent	Score	RPI	S	Opponent	Score	RPI	S	Opponent	Score	
				44	A	Texas	49 91					
				48	A	Arkansas	39 99					
LAST 10 Division I												
				150	A	SFA	40 89					
				293	H	Nicholls St.	58 54					
				324	A	McNeese	51 61					
				314	H	Incarnate Word	67 69					
				315	H	Houston Baptist	69 60					
				151	H	A&M-Corpus Christi	59 72					
				44	A	Texas	49 91					
				213	A	Lamar University	58 61					
				160	H	Sam Houston St.	69 79					
				48	A	Arkansas	39 99					

Non-Div I Games: LeTourneau 91 61 LSU-Shreveport 63 68 Central Baptist 61 59

Northwestern St.

Loss, Non-Conf, S Site, H Home A Away N Neutral

Average RPI Win:	150	WON-LOST	WINNING	LAST 10	STRENGTH OF	OPP. STRENGTH	TEAM	ADJ.	CONF.	ADJ CONF.
Average RPI Loss:	66	RECORD	PCT. RANK	GAMES	SCHEDULE	OF SCHEDULE	RPI	RPI	RPI	RPI
DIV. I ONLY	7- 12	247	2-8	19	20	119	119	5	5	
DIV. I NON-CONF.	5- 7	205	0-3	4	31	68	68	3	3	
TOTALS	RPI 1-25	RPI 26-50	W-L RECORDS	RPI 51-100	RPI 101-150	RPI 150+				
7- 12	0- 3	0- 2	OVERALL	3- 5	1- 1	3- 1				
3- 7	0- 2	0- 0	HOME	1- 4	0- 0	2- 1				
3- 3	0- 1	0- 1	AWAY	1- 0	1- 1	1- 0				
1- 2	0- 0	0- 1	NEUTRAL	1- 1	0- 0	0- 0				
5- 7	0- 2	0- 1	NON-CONFERENCE	2- 4	1- 0	2- 0				
2- 4	0- 1	0- 0	HOME	0- 3	0- 0	2- 0				
2- 1	0- 1	0- 0	AWAY	1- 0	1- 0	0- 0				
1- 2	0- 0	0- 1	NEUTRAL	1- 1	0- 0	0- 0				
2- 5	0- 1	0- 1	CONFERENCE	1- 1	0- 1	1- 1				
1- 3	0- 1	0- 0	HOME	1- 1	0- 0	0- 1				
1- 2	0- 0	0- 1	AWAY	0- 0	0- 1	1- 0				
0- 0	0- 0	0- 0	NEUTRAL	0- 0	0- 0	0- 0				

RPI 1-25				RPI 26-50				RPI 51-100				RPI 101+ Team's RPI: 119			
RPI	S	Opponent	Score	RPI	S	Opponent	Score	RPI	S	Opponent	Score	RPI	S	Opponent	Score
3	A	UConn	57 81	29	N	FGCU	60 69	54	A	Michigan	76 72	112	A	Syracuse	63 74
13	H	DePaul	94 105	41	A	Duke	47 50	56	H	Miami (FL)	76 53	118	A	Fordham	60 55
19	H	NC State	56 90					58	H	Tennessee	63 74	158	H	Toledo	54 51
								70	H	Minnesota	67 75	179	H	Clemson	55 71
								81	N	South Fla.	67 51	286	H	Loyola Maryland	84 60
								85	H	Boston College	65 75	296	A	Pittsburgh	60 52
								87	N	South Dakota St.	59 65				
								91	H	Michigan St.	69 72				
LAST 10 Division I															
56	H	Miami (FL)	76 53	296	A	Pittsburgh	60 52								
41	A	Duke	47 50	179	H	Clemson	55 71								
19	H	NC State	56 90	13	H	DePaul	94 105								
85	H	Boston College	65 75	3	A	UConn	57 81								
112	A	Syracuse	63 74	70	H	Minnesota	67 75								

Non-Div I Games:

Notre Dame

Average RPI Win:	284	WON-LOST	WINNING	LAST 10	STRENGTH OF	OPP. STRENGTH	TEAM	ADJ.	CONF.	ADJ CONF.
Average RPI Loss:	157	RECORD	PCT. RANK	GAMES	SCHEDULE	OF SCHEDULE	RPI	RPI	RPI	RPI
DIV. I ONLY	6- 11	255	3-7	280	247	268	268	21	21	
DIV. I NON-CONF.	3- 6	235	0-2	264	212	248	248	18	18	
TOTALS	RPI 1-25	RPI 26-50	W-L RECORDS	RPI 51-100	RPI 101-150	RPI 150+				
6- 11	0- 1	0- 0	OVERALL	0- 4	0- 0	6- 6				
2- 4	0- 1	0- 0	HOME	0- 1	0- 0	2- 2				
3- 7	0- 0	0- 0	AWAY	0- 3	0- 0	3- 4				
1- 0	0- 0	0- 0	NEUTRAL	0- 0	0- 0	1- 0				
3- 6	0- 1	0- 0	NON-CONFERENCE	0- 3	0- 0	3- 2				
0- 2	0- 1	0- 0	HOME	0- 1	0- 0	0- 0				
2- 4	0- 0	0- 0	AWAY	0- 2	0- 0	2- 2				
1- 0	0- 0	0- 0	NEUTRAL	0- 0	0- 0	1- 0				
3- 5	0- 0	0- 0	CONFERENCE	0- 1	0- 0	3- 4				
2- 2	0- 0	0- 0	HOME	0- 0	0- 0	2- 2				
1- 3	0- 0	0- 0	AWAY	0- 1	0- 0	1- 2				
0- 0	0- 0	0- 0	NEUTRAL	0- 0	0- 0	0- 0				

RPI 1-25				RPI 26-50				RPI 51-100				RPI 101+ Team's RPI: 268			
RPI	S	Opponent	Score	RPI	S	Opponent	Score	RPI	S	Opponent	Score	RPI	S	Opponent	Score
22	H	Central Mich.	47 65					53	A	IUPUI	41 76	165	H	Green Bay	93 88
								54	A	Michigan	64 79	183	H	Cleveland St.	58 79
								61	H	Bradley	58 74	185	H	Youngstown St.	74 79
								91	A	Michigan St.	56 76	221	A	Northern Ky.	60 69
												227	A	Niagara	63 77
												278	H	Milwaukee	78 62
												292	A	St. Bonaventure	66 80
												298	N	Jacksonville St.	61 55
												301	A	FIU	58 49
												313	A	Detroit Mercy	71 57
												341	A	UIC	64 70
												346	A	Chicago St.	98 70
LAST 10 Division I															
221	A	Northern Ky.	60 69	341	A	UIC	64 70								
183	H	Cleveland St.	58 79	53	A	IUPUI	41 76								
185	H	Youngstown St.	74 79	313	A	Detroit Mercy	71 57								
278	H	Milwaukee	78 62	22	H	Central Mich.	47 65								
165	H	Green Bay	93 88	292	A	St. Bonaventure	66 80								

Non-Div I Games: Lourdes 72 53 Concordia (MI) 76 42

Oakland

■ Loss,
■ Non-Conf,
■ S Site,
■ H Home
■ A Away
N Neutral

Average RPI Win:	170	WON-LOST	WINNING	LAST 10	STRENGTH OF	OPP. STRENGTH	TEAM	ADJ.	CONF.	ADJ CONF.
Average RPI Loss:	73	RECORD	PCT. RANK	GAMES	SCHEDULE	OF SCHEDULE	RPI	RPI	RPI	RPI
DIV. I ONLY	11- 6	91	6-4	131	54	73	73	10	10	
DIV. I NON-CONF.	7- 4	100	2-2	189	26	88	88	10	10	
TOTALS	RPI 1-25	RPI 26-50	W-L RECORDS	RPI 51-100	RPI 101-150	RPI 150+				
11- 6	0- 2	1- 1	OVERALL	3- 1	0- 2	7- 0				
6- 1	0- 1	0- 0	HOME	2- 0	0- 0	4- 0				
4- 4	0- 1	1- 1	AWAY	1- 0	0- 2	2- 0				
1- 1	0- 0	0- 0	NEUTRAL	0- 1	0- 0	1- 0				
7- 4	0- 1	1- 1	NON-CONFERENCE	1- 1	0- 1	5- 0				
4- 0	0- 0	0- 0	HOME	1- 0	0- 0	3- 0				
2- 3	0- 1	1- 1	AWAY	0- 0	0- 1	1- 0				
1- 1	0- 0	0- 0	NEUTRAL	0- 1	0- 0	1- 0				
4- 2	0- 1	0- 0	CONFERENCE	2- 0	0- 1	2- 0				
2- 1	0- 1	0- 0	HOME	1- 0	0- 0	1- 0				
2- 1	0- 0	0- 0	AWAY	1- 0	0- 1	1- 0				
0- 0	0- 0	0- 0	NEUTRAL	0- 0	0- 0	0- 0				

RPI 1-25				RPI 26-50				RPI 51-100 Team's RPI: 73				RPI 101+			
RPI	S	Opponent	Score	RPI	S	Opponent	Score	RPI	S	Opponent	Score	RPI	S	Opponent	Score
22	H	Central Mich.	71 73	28	A	Ohio St.	74 68	53	H	IUPUI	70 64	112	A	Syracuse	54 66
25	A	TCU	72 79	44	A	Texas	60 73	65	H	Ball St.	79 71	137	A	Western Mich.	72 73
								78	A	Buffalo	76 65	193	A	Northern Ill.	85 79
								100	N	Butler	55 60	193	H	Northern Ill.	87 67
												196	H	American	81 69
												209	A	Chattanooga	70 58
												247	H	Marshall	67 51
												296	N	Pittsburgh	72 50
												314	H	Incarnate Word	78 41
LAST 10 Division I															
193	A	Northern Ill.	85 79	193	H	Northern Ill.	87 67								
65	H	Ball St.	79 71	209	A	Chattanooga	70 58								
137	A	Western Mich.	72 73	44	A	Texas	60 73								
78	A	Buffalo	76 65	25	A	TCU	72 79								
22	H	Central Mich.	71 73	53	H	IUPUI	70 64								

Non-Div I Games:

Ohio

Average RPI Win: 134	WON-LOST	WINNING	LAST 10	STRENGTH OF	OPP. STRENGTH	TEAM	ADJ.	CONF.	ADJ CONF.
Average RPI Loss: 33	RECORD	PCT. RANK	GAMES	SCHEDULE	OF SCHEDULE	RPI	RPI	RPI	RPI
DIV. I ONLY	11- 8	130	5-5	3	44	28	28	2	2
DIV. I NON-CONF.	7- 4	100	1-1	3	121	18	18	2	2

TOTALS	RPI 1-25	RPI 26-50	W-L RECORDS	RPI 51-100	RPI 101-150	RPI 150+			
11- 8	1- 5	0- 1	OVERALL	3- 2	3- 0	4- 0			
5- 3	1- 2	0- 0	HOME	1- 1	1- 0	2- 0			
4- 4	0- 3	0- 0	AWAY	1- 1	2- 0	1- 0			
2- 1	0- 0	0- 1	NEUTRAL	1- 0	0- 0	1- 0			
7- 4	1- 2	0- 1	NON-CONFERENCE	1- 1	2- 0	3- 0			
2- 2	1- 1	0- 0	HOME	0- 1	0- 0	1- 0			
3- 1	0- 1	0- 0	AWAY	0- 0	2- 0	1- 0			
2- 1	0- 0	0- 1	NEUTRAL	1- 0	0- 0	1- 0			
4- 4	0- 3	0- 0	CONFERENCE	2- 1	1- 0	1- 0			
3- 1	0- 1	0- 0	HOME	1- 0	1- 0	1- 0			
1- 3	0- 2	0- 0	AWAY	1- 1	0- 0	0- 0			
0- 0	0- 0	0- 0	NEUTRAL	0- 0	0- 0	0- 0			

RPI 1-25				RPI 26-50				Team's RPI: 28				RPI 51-100				RPI 101+			
RPI	S	Opponent	Score	RPI	S	Opponent	Score	RPI	S	Opponent	Score	RPI	S	Opponent	Score	RPI	S	Opponent	Score
2	H	Louisville	67 60	43	N	South Dakota	53 68	52	N	UNI	64 46	110	A	Kent St.	75 65				
3	H	UConn	62 73					54	H	Michigan	78 69	114	A	Cincinnati	78 73				
4	A	Iowa	68 77					70	A	Minnesota	66 63	144	H	Illinois	77 47				
5	A	Stanford	52 71					73	H	Ohio	68 74	166	N	Valparaiso	89 38				
17	A	Maryland	62 72					91	A	Michigan St.	65 68	188	H	Penn St.	80 70				
24	H	Purdue	50 66									254	H	Radford	70 57				
												318	A	Sacramento St.	104 74				

LAST 10 Division I																			
4	A	Iowa	68 77	17	A	Maryland	62 72												
144	H	Illinois	77 47	70	A	Minnesota	66 63												
91	A	Michigan St.	65 68	24	H	Purdue	50 66												
188	H	Penn St.	80 70	318	A	Sacramento St.	104 74												
54	H	Michigan	78 69	5	A	Stanford	52 71												

Non-Div I Games:

Ohio St.

■ Loss,
■ Non-Conf, S Site,
■ Home
■ Away
N Neutral

Oklahoma

Through Games Of Jan. 24, 2020

Average RPI Win:	102	WON-LOST	WINNING	LAST 10	STRENGTH OF	OPP. STRENGTH	TEAM	ADJ.	CONF.	ADJ CONF.
Average RPI Loss:	69	RECORD	PCT. RANK	GAMES	SCHEDULE	OF SCHEDULE	RPI	RPI	RPI	RPI
DIV. I ONLY	10- 8	147	6-4	2	72	33	33	3	3	
DIV. I NON-CONF.	7- 5	131	3-1	5	87	51	51	4	4	
TOTALS	RPI 1-25	RPI 26-50	W-L RECORDS	RPI 51-100	RPI 101-150	RPI 150+				
10- 8	1- 4	3- 1	OVERALL	2- 0	2- 1	2- 2				
8- 3	1- 3	1- 0	HOME	2- 0	2- 0	2- 0				
2- 4	0- 0	2- 1	AWAY	0- 0	0- 1	0- 2				
0- 1	0- 1	0- 0	NEUTRAL	0- 0	0- 0	0- 0				
7- 5	1- 2	1- 1	NON-CONFERENCE	1- 0	2- 1	2- 1				
7- 1	1- 1	1- 0	HOME	1- 0	2- 0	2- 0				
0- 3	0- 0	0- 1	AWAY	0- 0	0- 1	0- 1				
0- 1	0- 1	0- 0	NEUTRAL	0- 0	0- 0	0- 0				
3- 3	0- 2	2- 0	CONFERENCE	1- 0	0- 0	0- 1				
1- 2	0- 2	0- 0	HOME	1- 0	0- 0	0- 0				
2- 1	0- 0	2- 0	AWAY	0- 0	0- 0	0- 1				
0- 0	0- 0	0- 0	NEUTRAL	0- 0	0- 0	0- 0				

RPI 1-25				RPI 26-50				Team's RPI: 33	RPI 51-100				RPI 101+			
RPI	S	Opponent	Score	RPI	S	Opponent	Score		RPI	S	Opponent	Score	RPI	S	Opponent	Score
3	N	UConn	53 97	31	H	Drake	93 84		64	H	Iowa St.	81 72	132	H	UAB	82 75
7	H	Missouri St.	90 96	32	A	Western Ky.	63 74		89	H	Abilene Christian	78 65	148	A	Wichita St.	83 88
11	H	Baylor	56 77	35	A	Oklahoma St.	77 75						150	H	SFA	75 62
23	H	LSU	90 68	39	A	West Virginia	73 49						159	A	Houston	69 85
25	H	TCU	63 82										160	H	Sam Houston St.	95 71
													168	A	Texas Tech	84 89
													300	H	Prairie View	94 48
LAST 10 Division I																
168	A	Texas Tech	84 89	11	H	Baylor	56 77									
25	H	TCU	63 82	3	N	UConn	53 97									
39	A	West Virginia	73 49	31	H	Drake	93 84									
64	H	Iowa St.	81 72	160	H	Sam Houston St.	95 71									
35	A	Oklahoma St.	77 75	23	H	LSU	90 68									

Non-Div I Games:

Oklahoma

■ Loss,
 ■ Non-Conf, S Site,
 ■ Home
 ■ Away
 N Neutral

Average RPI Win:	158	WON-LOST	WINNING	LAST 10	STRENGTH OF	OPP. STRENGTH	TEAM	ADJ.	CONF.	ADJ CONF.
Average RPI Loss:	22	RECORD	PCT. RANK	GAMES	SCHEDULE	OF SCHEDULE	RPI	RPI	RPI	RPI
DIV. I ONLY	12- 6	72	6-4	12	60	35	35	3	3	
DIV. I NON-CONF.	9- 3	63	3-1	31	103	29	29	4	4	
TOTALS	RPI 1-25	RPI 26-50	W-L RECORDS	RPI 51-100	RPI 101-150	RPI 150+				
12- 6	0- 4	1- 1	OVERALL	2- 1	3- 0	6- 0				
8- 2	0- 0	0- 1	HOME	2- 1	2- 0	4- 0				
3- 2	0- 2	1- 0	AWAY	0- 0	0- 0	2- 0				
1- 2	0- 2	0- 0	NEUTRAL	0- 0	1- 0	0- 0				
9- 3	0- 3	0- 0	NON-CONFERENCE	1- 0	3- 0	5- 0				
7- 0	0- 0	0- 0	HOME	1- 0	2- 0	4- 0				
1- 1	0- 1	0- 0	AWAY	0- 0	0- 0	1- 0				
1- 2	0- 2	0- 0	NEUTRAL	0- 0	1- 0	0- 0				
3- 3	0- 1	1- 1	CONFERENCE	1- 1	0- 0	1- 0				
1- 2	0- 0	0- 1	HOME	1- 1	0- 0	0- 0				
2- 1	0- 1	1- 0	AWAY	0- 0	0- 0	1- 0				
0- 0	0- 0	0- 0	NEUTRAL	0- 0	0- 0	0- 0				

RPI 1-25				RPI 26-50				Team's RPI: 35	RPI 51-100				RPI 101+			
RPI	S	Opponent	Score	RPI	S	Opponent	Score		RPI	S	Opponent	Score	RPI	S	Opponent	Score
2	N	Louisville	48 69	33	H	Oklahoma	75 77		64	H	Iowa St.	63 64	105	N	UT Arlington	60 47
6	N	Oregon	72 89	39	A	West Virginia	57 55		74	H	Kansas	67 49	107	H	Duquesne	84 41
11	A	Baylor	48 94						99	H	Rice	69 38	120	H	Idaho	62 47
16	A	Texas A&M	62 74										178	A	Kansas St.	70 63
													205	A	Tulsa	78 48
													213	H	Lamar University	74 53
													246	H	Southern U.	72 59
													255	H	Idaho St.	70 52
													258	H	Oral Roberts	78 44
LAST 10 Division I																
				39	A	West Virginia	57 55		74	H	Kansas	67 49				
				64	H	Iowa St.	63 64		107	H	Duquesne	84 41				
				178	A	Kansas St.	70 63		258	H	Oral Roberts	78 44				
				11	A	Baylor	48 94		246	H	Southern U.	72 59				
				33	H	Oklahoma	75 77		16	A	Texas A&M	62 74				

Non-Div I Games:

Oklahoma St.

Old Dominion

Through Games Of Jan. 24, 2020

Average RPI Win:	179	WON-LOST	WINNING	LAST 10	STRENGTH OF	OPP. STRENGTH	TEAM	ADJ.	CONF.	ADJ CONF.
Average RPI Loss:	94	RECORD	PCT. RANK	GAMES	SCHEDULE	OF SCHEDULE	RPI	RPI	RPI	RPI
DIV. I ONLY	15- 3	25	8-2	143	125	37	37	13	13	
DIV. I NON-CONF.	10- 2	30	3-1	167	194	49	49	13	13	
TOTALS	RPI 1-25	RPI 26-50	W-L RECORDS	RPI 51-100	RPI 101-150	RPI 150+				
15- 3	0- 0	1- 1	OVERALL	2- 0	4- 2	8- 0				
9- 0	0- 0	1- 0	HOME	1- 0	2- 0	5- 0				
5- 3	0- 0	0- 1	AWAY	1- 0	1- 2	3- 0				
1- 0	0- 0	0- 0	NEUTRAL	0- 0	1- 0	0- 0				
10- 2	0- 0	0- 1	NON-CONFERENCE	0- 0	4- 1	6- 0				
6- 0	0- 0	0- 0	HOME	0- 0	2- 0	4- 0				
3- 2	0- 0	0- 1	AWAY	0- 0	1- 1	2- 0				
1- 0	0- 0	0- 0	NEUTRAL	0- 0	1- 0	0- 0				
5- 1	0- 0	1- 0	CONFERENCE	2- 0	0- 1	2- 0				
3- 0	0- 0	1- 0	HOME	1- 0	0- 0	1- 0				
2- 1	0- 0	0- 0	AWAY	1- 0	0- 1	1- 0				
0- 0	0- 0	0- 0	NEUTRAL	0- 0	0- 0	0- 0				

RPI 1-25			RPI 26-50			Team's RPI: 37	RPI 51-100			RPI 101+		
RPI	S	Opponent	Score	RPI	S	Opponent	Score	RPI	S	Opponent	Score	RPI
				32	H	Western Ky.	76 65	59	A	Middle Tenn.	67 56	116
				34	A	Virginia	53 56	71	H	Charlotte	54 51	A VCU
												49 62
												120 N Idaho
												67 55
												126 H Richmond
												73 51
												132 A UAB
												65 76
												136 H Campbell
												59 44
												145 A Auburn
												89 77
												157 A William & Mary
												69 58
												171 H Hampton
												75 38
												210 H Mt. St. Mary's
												85 34
												247 H Marshall
												57 46
												252 H Winthrop
												68 44
												301 A FIU
												66 39
												322 H UMES
												48 39
												332 A Cal Poly
												61 55
LAST 10 Division I												
301	A	FIU	66 39	59	A	Middle Tenn.	67 56	210	H	Mt. St. Mary's	85 34	
247	H	Marshall	57 46	171	H	Hampton	75 38	126	H	Richmond	73 51	
32	H	Western Ky.	76 65	116	A	VCU	49 62					
71	H	Charlotte	54 51									
132	A	UAB	65 76									

Non-Div I Games:

Old Dominion

■ Loss,
 ■ Non-Conf,
 ■ S Site,
 ■ H Home
 ■ A Away
 N Neutral

Average RPI Win:	287	WON-LOST	WINNING	LAST 10	STRENGTH OF	OPP. STRENGTH	TEAM	ADJ.	CONF.	ADJ CONF.
Average RPI Loss:	130	RECORD	PCT. RANK	GAMES	SCHEDULE	OF SCHEDULE	RPI	RPI	RPI	RPI
DIV. I ONLY	7- 12	247	2-8	196	256	280	280	4	4	
DIV. I NON-CONF.	7- 6	161	2-2	281	349	289	289	5	5	
TOTALS	RPI 1-25	RPI 26-50	W-L RECORDS	RPI 51-100	RPI 101-150	RPI 150+				
7- 12	0- 2	0- 0	OVERALL	0- 2	0- 4	7- 4				
6- 6	0- 0	0- 0	HOME	0- 2	0- 3	6- 1				
0- 5	0- 2	0- 0	AWAY	0- 0	0- 1	0- 2				
1- 1	0- 0	0- 0	NEUTRAL	0- 0	0- 0	1- 1				
7- 6	0- 0	0- 0	NON-CONFERENCE	0- 0	0- 2	7- 4				
6- 3	0- 0	0- 0	HOME	0- 0	0- 2	6- 1				
0- 2	0- 0	0- 0	AWAY	0- 0	0- 0	0- 2				
1- 1	0- 0	0- 0	NEUTRAL	0- 0	0- 0	1- 1				
0- 6	0- 2	0- 0	CONFERENCE	0- 2	0- 2	0- 0				
0- 3	0- 0	0- 0	HOME	0- 2	0- 1	0- 0				
0- 3	0- 2	0- 0	AWAY	0- 0	0- 1	0- 0				
0- 0	0- 0	0- 0	NEUTRAL	0- 0	0- 0	0- 0				

RPI S Opponent Score	RPI S Opponent Score	RPI S Opponent Score	RPI S Opponent Score
16 A Texas A&M 35 79		58 H Tennessee 28 84	129 H Louisiana 42 53
23 A LSU 44 52		67 H Georgia 51 58	139 H New Orleans 64 69
			145 A Auburn 43 59
			149 H Missouri 57 71
			160 H Sam Houston St. 75 69
			168 A Texas Tech 48 84
			177 H Southeast Mo. St. 53 70
			190 A Southern Miss. 53 59
			237 H Louisiana Tech 76 53
			296 N Pittsburgh 50 58
			297 H Ga. Southern 69 66
			309 H Alabama St. 93 66
			311 N Alcorn 73 55
			347 H La.-Monroe 66 42
			351 H Mississippi Val. 72 53
LAST 10 Division I			
145 A Auburn 43 59	67 H Georgia 51 58	309 H Alabama St. 93 66	
149 H Missouri 57 71	129 H Louisiana 42 53	297 H Ga. Southern 69 66	
23 A LSU 44 52	297 H Ga. Southern 69 66	177 H Southeast Mo. St. 53 70	
58 H Tennessee 28 84			
16 A Texas A&M 35 79			

Non-Div I Games:

Ole Miss

Average RPI Win: 277	WON-LOST	WINNING	LAST 10	STRENGTH OF	OPP. STRENGTH	TEAM	ADJ.	CONF.	ADJ CONF.
Average RPI Loss: 146	RECORD	PCT. RANK	GAMES	SCHEDULE	OF SCHEDULE	RPI	RPI	RPI	RPI
DIV. I ONLY	4- 13	299	2-8	116	302	285	285	18	18
DIV. I NON-CONF.	3- 8	268	1-3	149	312	286	286	19	19

TOTALS	RPI 1-25	RPI 26-50	W-L RECORDS	RPI 51-100	RPI 101-150	RPI 150+			
4- 13	0- 0	0- 2	OVERALL	0- 3	0- 1	4- 7			
3- 5	0- 0	0- 1	HOME	0- 2	0- 0	3- 2			
0- 7	0- 0	0- 1	AWAY	0- 1	0- 0	0- 5			
1- 1	0- 0	0- 0	NEUTRAL	0- 0	0- 1	1- 0			
3- 8	0- 0	0- 1	NON-CONFERENCE	0- 2	0- 1	3- 4			
2- 3	0- 0	0- 1	HOME	0- 1	0- 0	2- 1			
0- 4	0- 0	0- 0	AWAY	0- 1	0- 0	0- 3			
1- 1	0- 0	0- 0	NEUTRAL	0- 0	0- 1	1- 0			
1- 5	0- 0	0- 1	CONFERENCE	0- 1	0- 0	1- 3			
1- 2	0- 0	0- 0	HOME	0- 1	0- 0	1- 1			
0- 3	0- 0	0- 1	AWAY	0- 0	0- 0	0- 2			
0- 0	0- 0	0- 0	NEUTRAL	0- 0	0- 0	0- 0			

RPI 1-25				RPI 26-50				RPI 51-100				RPI 101+				Team's RPI: 285	
RPI	S	Opponent	Score	RPI	S	Opponent	Score	RPI	S	Opponent	Score	RPI	S	Opponent	Score		
				30	H	Creighton	54 67	52	H	UNI	45 81	116	N	VCU	66 74		
				43	A	South Dakota	44 77	74	A	Kansas	48 63	178	A	Kansas St.	48 73		
								87	H	South Dakota St.	51 68	183	H	Cleveland St.	66 79		
												199	H	Western Ill.	69 83		
												207	A	North Dakota	57 63		
												221	A	Northern Ky.	40 57		
												230	A	Eastern Ill.	52 65		
												231	H	UMKC	57 53		
												258	H	Oral Roberts	60 54		
												269	H	Morgan St.	70 64		
												273	A	Denver	60 66		
												351	N	Mississippi Val.	78 70		

LAST 10 Division I																	
				199	H	Western Ill.	69 83	87	H	South Dakota St.	51 68						
				273	A	Denver	60 66	183	H	Cleveland St.	66 79						
				43	A	South Dakota	44 77	52	H	UNI	45 81						
				207	A	North Dakota	57 63	230	A	Eastern Ill.	52 65						
				258	H	Oral Roberts	60 54	231	H	UMKC	57 53						

Non-Div I Games: Peru St. 92 58 Graceland (IA) 85 46

Omaha

Oral Roberts

Through Games Of Jan. 24, 2020

Average RPI Win:	236	WON-LOST	WINNING	LAST 10	STRENGTH OF	OPP. STRENGTH	TEAM	ADJ.	CONF.	ADJ CONF.
Average RPI Loss:	155	RECORD	PCT. RANK	GAMES	SCHEDULE	OF SCHEDULE	RPI	RPI	RPI	RPI
DIV. I ONLY	6- 11	255	3-7	250	147	258	258	18	18	
DIV. I NON-CONF.	3- 8	268	0-4	158	133	262	262	19	19	
TOTALS	RPI 1-25	RPI 26-50	W-L RECORDS	RPI 51-100	RPI 101-150	RPI 150+				
6- 11	0- 0	0- 2	OVERALL	0- 2	1- 1	5- 6				
5- 1	0- 0	0- 0	HOME	0- 0	1- 0	4- 1				
1- 10	0- 0	0- 2	AWAY	0- 2	0- 1	1- 5				
0- 0	0- 0	0- 0	NEUTRAL	0- 0	0- 0	0- 0				
3- 8	0- 0	0- 2	NON-CONFERENCE	0- 1	1- 1	2- 4				
3- 1	0- 0	0- 0	HOME	0- 0	1- 0	2- 1				
0- 7	0- 0	0- 2	AWAY	0- 1	0- 1	0- 3				
0- 0	0- 0	0- 0	NEUTRAL	0- 0	0- 0	0- 0				
3- 3	0- 0	0- 0	CONFERENCE	0- 1	0- 0	3- 2				
2- 0	0- 0	0- 0	HOME	0- 0	0- 0	2- 0				
1- 3	0- 0	0- 0	AWAY	0- 1	0- 0	1- 2				
0- 0	0- 0	0- 0	NEUTRAL	0- 0	0- 0	0- 0				

RPI 1-25				RPI 26-50				RPI 51-100				RPI 101+				Team's RPI: 258
RPI	S	Opponent	Score	RPI	S	Opponent	Score	RPI	S	Opponent	Score	RPI	S	Opponent	Score	
				35	A	Oklahoma St.	44 78	60	A	Nebraska	67 77	106	A	Utah	58 78	
				48	A	Arkansas	64 96	87	A	South Dakota St.	44 58	148	H	Wichita St.	79 66	
												160	H	Sam Houston St.	64 41	
												178	A	Kansas St.	69 109	
												191	A	Southern Utah	58 72	
												199	A	Western Ill.	61 75	
												205	A	Tulsa	65 67	
												207	H	North Dakota	75 52	
												284	H	Texas St.	63 57	
												285	A	Omaha	54 60	
												291	H	North Dakota St.	70 62	
												315	H	Houston Baptist	73 74	
												325	A	Purdue Fort Wayne	79 73	
LAST 10 Division I																
				199	A	Western Ill.	61 75	87	A	South Dakota St.	44 58					
				325	A	Purdue Fort Wayne	79 73	35	A	Oklahoma St.	44 78					
				207	H	North Dakota	75 52	60	A	Nebraska	67 77					
				291	H	North Dakota St.	70 62	106	A	Utah	58 78					
				285	A	Omaha	54 60	191	A	Southern Utah	58 72					

Non-Div I Games: Rogers St. 80 40 Cent. Christian (KS114 60

Oral Roberts

Loss, Non-Conf, S Site, H Home A Away N Neutral

Oregon

Average RPI Win: 118

Average RPI Loss: 15

WON-LOST

RECORD

WINNING

PCT. RANK

LAST 10

GAMES

Through Games Of Jan. 24, 2020

STRENGTH OF

SCHEDULE

OPP. STRENGTH

OF SCHEDULE

TEAM

RPI

ADJ.

RPI

CONF.

RPI

ADJ CONF.

RPI

DIV. I ONLY

16- 2

14

9-1

11

24

6

6

1

1

DIV. I NON-CONF.

10- 1

19

3-0

73

55

15

15

1

1

TOTALS

RPI 1-25

RPI 26-50

W-L RECORDS

RPI 51-100

RPI 101-150

RPI 150+

16- 2

2- 1

3- 1

OVERALL

2- 0

5- 0

4- 0

11- 0

2- 0

1- 0

HOME

2- 0

3- 0

3- 0

3- 1

0- 0

1- 1

AWAY

0- 0

1- 0

1- 0

2- 1

0- 1

1- 0

NEUTRAL

0- 0

1- 0

0- 0

10- 1

0- 1

1- 0

NON-CONFERENCE

2- 0

3- 0

4- 0

6- 0

0- 0

0- 0

HOME

2- 0

1- 0

3- 0

2- 0

0- 0

0- 0

AWAY

0- 0

1- 0

1- 0

2- 1

0- 1

1- 0

NEUTRAL

0- 0

1- 0

0- 0

6- 1

2- 0

2- 1

CONFERENCE

0- 0

2- 0

0- 0

5- 0

2- 0

1- 0

HOME

0- 0

2- 0

0- 0

1- 1

0- 0

1- 1

AWAY

0- 0

0- 0

0- 0

0- 0

0- 0

0- 0

NEUTRAL

0- 0

0- 0

0- 0

RPI 1-25

Team's RPI: 6

RPI 26-50

RPI 51-100

RPI 101+

RPI	S	Opponent	Score
2	N	Louisville	62 72
5	H	Stanford	87 55
10	H	Oregon St.	76 64

RPI	S	Opponent	Score
27	A	Arizona St.	66 72
35	N	Oklahoma St.	89 72
36	A	Arizona	71 64
42	H	Colorado	104 46

RPI	S	Opponent	Score
87	H	South Dakota St.	95 56
95	H	Texas Southern	99 63

RPI	S	Opponent	Score
105	N	UT Arlington	91 54
106	H	Utah	88 51
112	A	Syracuse	81 64
125	H	California	105 55
147	H	Northeastern	89 47
178	H	Kansas St.	89 51
261	H	UC Riverside	84 41
266	A	Long Beach St.	81 45
271	H	Utah St.	109 52

LAST 10 Division I

10	H	Oregon St.	76 64	106	H	Utah	88 51
125	H	California	105 55	42	H	Colorado	104 46
5	H	Stanford	87 55	178	H	Kansas St.	89 51
36	A	Arizona	71 64	261	H	UC Riverside	84 41
27	A	Arizona St.	66 72	266	A	Long Beach St.	81 45

Non-Div I Games:

Corban

125 42

Oregon

Loss, Non-Conf, S Site, H Home A Away N Neutral

Average RPI Win:	123	WON-LOST	WINNING	LAST 10	STRENGTH OF	OPP. STRENGTH	TEAM	ADJ.	CONF.	ADJ CONF.
Average RPI Loss:	13	RECORD	PCT. RANK	GAMES	SCHEDULE	OF SCHEDULE	RPI	RPI	RPI	RPI
DIV. I ONLY	16- 3	20	7-3	9	23	10	10	1	1	
DIV. I NON-CONF.	12- 0	1	3-0	59	45	5	5	1	1	
TOTALS	RPI 1-25	RPI 26-50	W-L RECORDS	RPI 51-100	RPI 101-150	RPI 150+				
16- 3	2- 2	2- 1	OVERALL	2- 0	5- 0	5- 0				
11- 1	2- 1	1- 0	HOME	0- 0	4- 0	4- 0				
2- 2	0- 1	1- 1	AWAY	1- 0	0- 0	0- 0				
3- 0	0- 0	0- 0	NEUTRAL	1- 0	1- 0	1- 0				
12- 0	2- 0	0- 0	NON-CONFERENCE	2- 0	3- 0	5- 0				
8- 0	2- 0	0- 0	HOME	0- 0	2- 0	4- 0				
1- 0	0- 0	0- 0	AWAY	1- 0	0- 0	0- 0				
3- 0	0- 0	0- 0	NEUTRAL	1- 0	1- 0	1- 0				
4- 3	0- 2	2- 1	CONFERENCE	0- 0	2- 0	0- 0				
3- 1	0- 1	1- 0	HOME	0- 0	2- 0	0- 0				
1- 2	0- 1	1- 1	AWAY	0- 0	0- 0	0- 0				
0- 0	0- 0	0- 0	NEUTRAL	0- 0	0- 0	0- 0				

RPI	S	Opponent	Score	RPI	S	Opponent	Score	RPI	S	Opponent	Score	RPI	S	Opponent	Score
5	H	Stanford	58 61	27	A	Arizona St.	47 55	56	A	Miami (FL)	75 53	106	H	Utah	77 48
6	A	Oregon	64 76	36	A	Arizona	63 61	72	N	BYU	65 34	108	N	Liberty	68 55
7	H	Missouri St.	80 69	42	H	Colorado	72 60					115	H	Pacific	69 57
13	H	DePaul	98 77									125	H	California	81 44
												131	H	CSU Bakersfield	69 50
												191	H	Southern Utah	95 45
												201	H	Hawaii	64 32
												202	N	Northern Ariz.	91 57
												271	H	Utah St.	75 46
												290	H	UC Irvine	86 57
LAST 10 Division I															
6	A	Oregon	64 76	42	H	Colorado	72 60								
5	H	Stanford	58 61	106	H	Utah	77 48								
125	H	California	81 44	131	H	CSU Bakersfield	69 50								
27	A	Arizona St.	47 55	72	N	BYU	65 34								
36	A	Arizona	63 61	202	N	Northern Ariz.	91 57								

Non-Div I Games:

Oregon St.

Average RPI Win:	231	WON-LOST	WINNING	LAST 10	STRENGTH OF	OPP. STRENGTH	TEAM	ADJ.	CONF.	ADJ CONF.
Average RPI Loss:	88	RECORD	PCT. RANK	GAMES	SCHEDULE	OF SCHEDULE	RPI	RPI	RPI	RPI
DIV. I ONLY	11- 8	130	5-5	154	103	115	115	11	11	
DIV. I NON-CONF.	7- 4	100	1-1	171	132	91	91	11	11	
TOTALS	RPI 1-25	RPI 26-50	W-L RECORDS	RPI 51-100	RPI 101-150	RPI 150+				
11- 8	0- 3	0- 0	OVERALL	1- 1	1- 2	9- 2				
6- 2	0- 0	0- 0	HOME	0- 1	0- 1	6- 0				
4- 5	0- 3	0- 0	AWAY	1- 0	1- 1	2- 1				
1- 1	0- 0	0- 0	NEUTRAL	0- 0	0- 0	1- 1				
7- 4	0- 2	0- 0	NON-CONFERENCE	1- 0	0- 1	6- 1				
4- 0	0- 0	0- 0	HOME	0- 0	0- 0	4- 0				
2- 3	0- 2	0- 0	AWAY	1- 0	0- 1	1- 0				
1- 1	0- 0	0- 0	NEUTRAL	0- 0	0- 0	1- 1				
4- 4	0- 1	0- 0	CONFERENCE	0- 1	1- 1	3- 1				
2- 2	0- 0	0- 0	HOME	0- 1	0- 1	2- 0				
2- 2	0- 1	0- 0	AWAY	0- 0	1- 0	1- 1				
0- 0	0- 0	0- 0	NEUTRAL	0- 0	0- 0	0- 0				

RPI	S	Opponent	Score	RPI	S	Opponent	Score	RPI	S	Opponent	Score	RPI	S	Opponent	Score	Team's RPI: 115
8	A	UCLA	57 68					72	H	BYU	66 76	130	A	Portland	77 73	
9	A	Gonzaga	67 68					82	A	Drexel	58 51	131	A	CSU Bakersfield	70 80	
10	A	Oregon St.	57 69									146	H	San Diego	64 66	
												158	N	Toledo	65 66	
												173	A	Santa Clara	65 75	
												214	H	SMU	77 49	
												226	A	San Francisco	84 61	
												231	H	UMKC	89 60	
												243	H	Pepperdine	64 63	
												259	H	LMU (CA)	76 67	
												262	H	Indiana St.	83 66	
												289	A	UC Santa Barbara	63 53	
												303	H	Weber St.	76 53	
												306	N	St. Francis Brooklyn	71 62	
LAST 10 Division I																
146	H	San Diego	64 66	259	H	LMU (CA)	76 67									
72	H	BYU	66 76	226	A	San Francisco	84 61									
9	A	Gonzaga	67 68	173	A	Santa Clara	65 75									
130	A	Portland	77 73	158	N	Toledo	65 66									
243	H	Pepperdine	64 63	306	N	St. Francis Brooklyn	71 62									

Non-Div I Games:

Pacific

■ Loss,
■ Non-Conf,
■ S Site,
■ H Home
■ A Away
N Neutral

Average RPI Win:	233	WON-LOST	WINNING	LAST 10	STRENGTH OF	OPP. STRENGTH	TEAM	ADJ.	CONF.	ADJ CONF.
Average RPI Loss:	48	RECORD	PCT. RANK	GAMES	SCHEDULE	OF SCHEDULE	RPI	RPI	RPI	RPI
DIV. I ONLY	9- 4	66	6-4	282	70	121	121	8	8	
DIV. I NON-CONF.	9- 3	63	6-3	325	49	114	114	9	9	
TOTALS	RPI 1-25	RPI 26-50	W-L RECORDS	RPI 51-100	RPI 101-150	RPI 150+				
9- 4	0- 1	0- 2	OVERALL	1- 1	0- 0	8- 0				
5- 1	0- 1	0- 0	HOME	1- 0	0- 0	4- 0				
4- 3	0- 0	0- 2	AWAY	0- 1	0- 0	4- 0				
0- 0	0- 0	0- 0	NEUTRAL	0- 0	0- 0	0- 0				
9- 3	0- 0	0- 2	NON-CONFERENCE	1- 1	0- 0	8- 0				
5- 0	0- 0	0- 0	HOME	1- 0	0- 0	4- 0				
4- 3	0- 0	0- 2	AWAY	0- 1	0- 0	4- 0				
0- 0	0- 0	0- 0	NEUTRAL	0- 0	0- 0	0- 0				
0- 1	0- 1	0- 0	CONFERENCE	0- 0	0- 0	0- 0				
0- 1	0- 1	0- 0	HOME	0- 0	0- 0	0- 0				
0- 0	0- 0	0- 0	AWAY	0- 0	0- 0	0- 0				
0- 0	0- 0	0- 0	NEUTRAL	0- 0	0- 0	0- 0				

RPI 1-25				RPI 26-50				RPI 51-100				RPI 101+				Team's RPI: 121
RPI	S	Opponent	Score	RPI	S	Opponent	Score	RPI	S	Opponent	Score	RPI	S	Opponent	Score	
21	H	Princeton	55 75	41	A	Duke	50 66	82	H	Drexel	53 49	175	A	Saint Joseph's	55 45	
				47	A	Temple	72 76	84	A	Villanova	58 70	201	A	Hawaii	70 55	
												206	H	Iona	74 42	
												208	A	La Salle	65 49	
												238	H	Stetson	81 41	
												308	H	Siena	92 44	
												335	A	NJIT	85 51	
												344	H	Hartford	74 46	
LAST 10 Division I																
47	A	Temple	72 76	238	H	Stetson	81 41									
84	A	Villanova	58 70	208	A	La Salle	65 49									
21	H	Princeton	55 75	344	H	Hartford	74 46									
201	A	Hawaii	70 55	41	A	Duke	50 66									
82	H	Drexel	53 49	175	A	Saint Joseph's	55 45									

Non-Div I Games: Chaminade 90 39

Penn

Average RPI Win:	204	WON-LOST	WINNING	LAST 10	STRENGTH OF	OPP. STRENGTH	TEAM	ADJ.	CONF.	ADJ CONF.
Average RPI Loss:	94	RECORD	PCT. RANK	GAMES	SCHEDULE	OF SCHEDULE	RPI	RPI	RPI	RPI
DIV. I ONLY	7- 12	247	2-8	70	76	188	188	2	2	
DIV. I NON-CONF.	6- 5	151	1-1	222	243	215	215	2	2	
TOTALS	RPI 1-25	RPI 26-50	W-L RECORDS	RPI 51-100	RPI 101-150	RPI 150+				
7- 12	0- 3	0- 2	OVERALL	1- 3	1- 1	5- 3				
5- 6	0- 1	0- 1	HOME	1- 2	1- 0	3- 2				
1- 5	0- 2	0- 1	AWAY	0- 1	0- 1	1- 0				
1- 1	0- 0	0- 0	NEUTRAL	0- 0	0- 0	1- 1				
6- 5	0- 1	0- 0	NON-CONFERENCE	0- 1	1- 0	5- 3				
4- 3	0- 0	0- 0	HOME	0- 1	1- 0	3- 2				
1- 1	0- 1	0- 0	AWAY	0- 0	0- 0	1- 0				
1- 1	0- 0	0- 0	NEUTRAL	0- 0	0- 0	1- 1				
1- 7	0- 2	0- 2	CONFERENCE	1- 2	0- 1	0- 0				
1- 3	0- 1	0- 1	HOME	1- 1	0- 0	0- 0				
0- 4	0- 1	0- 1	AWAY	0- 1	0- 1	0- 0				
0- 0	0- 0	0- 0	NEUTRAL	0- 0	0- 0	0- 0				

RPI S	Opponent	Score	RPI S	Opponent	Score	RPI S	Opponent	Score	RPI S	Opponent	Score	Team's RPI: 188
14	H Indiana	60 76	28	A Ohio St.	70 80	54	A Michigan	48 82	117	A Wisconsin	65 71	
15	A Northwestern	59 85	38	H Rutgers	57 62	70	H Minnesota	74 81	118	H Fordham	72 59	
21	A Princeton	55 72				91	H Michigan St.	86 73	163	A Towson	73 67	
						96	H Rider	70 78	179	H Clemson	68 55	
									204	H George Mason	68 78	
									208	H La Salle	67 69	
									266	N Long Beach St.	56 64	
									270	H Sacred Heart	88 65	
									296	H Pittsburgh	78 73	
									312	N N.C. Central	92 68	
LAST 10 Division I												
14	H Indiana	60 76	117	A Wisconsin	65 71							
15	A Northwestern	59 85	54	A Michigan	48 82							
38	H Rutgers	57 62	70	H Minnesota	74 81							
28	A Ohio St.	70 80	270	H Sacred Heart	88 65							
91	H Michigan St.	86 73	21	A Princeton	55 72							

Non-Div I Games:

Penn St.

Loss,
Non-Conf, S Site,
H Home
A Away
N Neutral

Pepperdine

Through Games Of Jan. 24, 2020

Average RPI Win:	240	WON-LOST	WINNING	LAST 10	STRENGTH OF	OPP. STRENGTH	TEAM	ADJ.	CONF.	ADJ CONF.
Average RPI Loss:	133	RECORD	PCT. RANK	GAMES	SCHEDULE	OF SCHEDULE	RPI	RPI	RPI	RPI
DIV. I ONLY	7- 9	208	4-6	256	100	243	243	11	11	
DIV. I NON-CONF.	4- 4	164	1-1	326	170	257	257	11	11	
TOTALS	RPI 1-25	RPI 26-50	W-L RECORDS	RPI 51-100	RPI 101-150	RPI 150+				
7- 9	0- 1	0- 0	OVERALL	0- 2	1- 2	6- 4				
5- 4	0- 0	0- 0	HOME	0- 1	1- 0	4- 3				
2- 5	0- 1	0- 0	AWAY	0- 1	0- 2	2- 1				
0- 0	0- 0	0- 0	NEUTRAL	0- 0	0- 0	0- 0				
4- 4	0- 0	0- 0	NON-CONFERENCE	0- 1	0- 1	4- 2				
2- 2	0- 0	0- 0	HOME	0- 0	0- 0	2- 2				
2- 2	0- 0	0- 0	AWAY	0- 1	0- 1	2- 0				
0- 0	0- 0	0- 0	NEUTRAL	0- 0	0- 0	0- 0				
3- 5	0- 1	0- 0	CONFERENCE	0- 1	1- 1	2- 2				
3- 2	0- 0	0- 0	HOME	0- 1	1- 0	2- 1				
0- 3	0- 1	0- 0	AWAY	0- 0	0- 1	0- 1				
0- 0	0- 0	0- 0	NEUTRAL	0- 0	0- 0	0- 0				

RPI 1-25				RPI 26-50				RPI 51-100				RPI 101+ Team's RPI: 243			
RPI	S	Opponent	Score	RPI	S	Opponent	Score	RPI	S	Opponent	Score	RPI	S	Opponent	Score
9	A	Gonzaga	36 70					72	H	BYU	47 65	101	A	Boise St.	74 76
								86	A	Washington St.	48 85	115	A	Pacific	63 64
												146	H	San Diego	73 57
												169	A	Saint Mary's (CA)	78 85
												173	H	Santa Clara	79 71
												182	H	UNLV	44 69
												201	H	Hawaii	51 52
												203	H	UC Davis	70 67
												226	H	San Francisco	82 70
												259	H	LMU (CA)	77 84
												287	A	Eastern Wash.	53 52
												310	A	New Mexico St.	72 69
												332	H	Cal Poly	63 53
LAST 10 Division I															
9	A	Gonzaga	36 70	169	A	Saint Mary's (CA)	78 85								
259	H	LMU (CA)	77 84	72	H	BYU	47 65								
226	H	San Francisco	82 70	146	H	San Diego	73 57								
173	H	Santa Clara	79 71	101	A	Boise St.	74 76								
115	A	Pacific	63 64	203	H	UC Davis	70 67								

Non-Div I Games: Concordia (CA) 76 57 Cal St. L.A. 79 56

Pepperdine

Loss, Non-Conf, S Site, H Home A Away N Neutral

Pittsburgh

Through Games Of Jan. 24, 2020

Average RPI Win:	321	WON-LOST	WINNING	LAST 10	STRENGTH OF	OPP. STRENGTH	TEAM	ADJ.	CONF.	ADJ CONF.
Average RPI Loss:	111	RECORD	PCT. RANK	GAMES	SCHEDULE	OF SCHEDULE	RPI	RPI	RPI	RPI
DIV. I ONLY	3- 15	321	0-10	137	126	296	296	5	5	
DIV. I NON-CONF.	3- 8	268	0-3	228	278	307	307	3	3	
TOTALS	RPI 1-25	RPI 26-50	W-L RECORDS	RPI 51-100	RPI 101-150	RPI 150+				
3- 15	0- 1	0- 1	OVERALL	0- 5	0- 4	3- 4				
2- 8	0- 1	0- 0	HOME	0- 2	0- 3	2- 2				
0- 6	0- 0	0- 1	AWAY	0- 2	0- 1	0- 2				
1- 1	0- 0	0- 0	NEUTRAL	0- 1	0- 0	1- 0				
3- 8	0- 0	0- 0	NON-CONFERENCE	0- 3	0- 2	3- 3				
2- 4	0- 0	0- 0	HOME	0- 1	0- 1	2- 2				
0- 3	0- 0	0- 0	AWAY	0- 1	0- 1	0- 1				
1- 1	0- 0	0- 0	NEUTRAL	0- 1	0- 0	1- 0				
0- 7	0- 1	0- 1	CONFERENCE	0- 2	0- 2	0- 1				
0- 4	0- 1	0- 0	HOME	0- 1	0- 2	0- 0				
0- 3	0- 0	0- 1	AWAY	0- 1	0- 0	0- 1				
0- 0	0- 0	0- 0	NEUTRAL	0- 0	0- 0	0- 0				

RPI 1-25			RPI 26-50			RPI 51-100			RPI 101+			Team's RPI: 296
RPI	S	Opponent	Score	RPI	S	Opponent	Score	RPI	S	Opponent	Score	
19	H	NC State	44 88	26	A	Virginia Tech	56 68	57	A	North Carolina	62 70	107 H Duquesne 62 81
								61	A	UCF	58 74	112 H Syracuse 51 69
								73	N	Ohio	50 72	114 A Cincinnati 53 69
								85	H	Boston College	70 79	119 H Notre Dame 52 60
								94	H	Stony Brook	56 59	179 A Clemson 67 75
												188 A Penn St. 73 78
												194 H Miami (OH) 71 80
												236 H Georgetown 56 66
												280 N Ole Miss 58 50
												339 H Fairleigh Dickinson 69 60
												345 H Central Conn. St. 81 73
LAST 10 Division I												
19	H	NC State	44 88	119	H	Notre Dame	52 60					
112	H	Syracuse	51 69	57	A	North Carolina	62 70					
179	A	Clemson	67 75	114	A	Cincinnati	53 69					
26	A	Virginia Tech	56 68	194	H	Miami (OH)	71 80					
85	H	Boston College	70 79	94	H	Stony Brook	56 59					

Non-Div I Games:

Pittsburgh

■ Loss,
 ■ Non-Conf,
 ■ S Site,
 ■ H Home
 ■ A Away
 N Neutral

Average RPI Win: 214	WON-LOST	WINNING	LAST 10	STRENGTH OF	OPP. STRENGTH	TEAM	ADJ.	CONF.	ADJ CONF.
Average RPI Loss: 130	RECORD	PCT. RANK	GAMES	SCHEDULE	OF SCHEDULE	RPI	RPI	RPI	RPI
DIV. I ONLY	10- 7	121	6-4	153	185	130	130	11	11
DIV. I NON-CONF.	5- 4	140	1-1	194	325	182	182	11	11
TOTALS	RPI 1-25	RPI 26-50	W-L RECORDS	RPI 51-100	RPI 101-150	RPI 150+			
10- 7	0- 1	0- 0	OVERALL	2- 1	0- 3	8- 2			
4- 4	0- 0	0- 0	HOME	1- 1	0- 2	3- 1			
6- 3	0- 1	0- 0	AWAY	1- 0	0- 1	5- 1			
0- 0	0- 0	0- 0	NEUTRAL	0- 0	0- 0	0- 0			
5- 4	0- 0	0- 0	NON-CONFERENCE	1- 1	0- 1	4- 2			
2- 3	0- 0	0- 0	HOME	1- 1	0- 1	1- 1			
3- 1	0- 0	0- 0	AWAY	0- 0	0- 0	3- 1			
0- 0	0- 0	0- 0	NEUTRAL	0- 0	0- 0	0- 0			
5- 3	0- 1	0- 0	CONFERENCE	1- 0	0- 2	4- 0			
2- 1	0- 0	0- 0	HOME	0- 0	0- 1	2- 0			
3- 2	0- 1	0- 0	AWAY	1- 0	0- 1	2- 0			
0- 0	0- 0	0- 0	NEUTRAL	0- 0	0- 0	0- 0			

RPI 1-25				RPI 26-50				RPI 51-100				RPI 101+ Team's RPI: 130			
RPI	S	Opponent	Score	RPI	S	Opponent	Score	RPI	S	Opponent	Score	RPI	S	Opponent	Score
9	A	Gonzaga	57 62					72	A	BYU	57 48	102	H	Loyola Chicago	64 78
								89	H	Abilene Christian	69 76	115	H	Pacific	73 77
								90	H	Fresno St.	75 64	146	A	San Diego	55 74
												169	H	Saint Mary's (CA)	78 65
												173	A	Santa Clara	80 77
												200	H	Portland St.	71 77
												226	A	San Francisco	73 66
												250	A	CSUN	64 73
												259	H	LMU (CA)	74 49
												265	H	Grand Canyon	73 41
												271	A	Utah St.	70 64
												303	A	Weber St.	78 59
												316	A	Air Force	72 56
LAST 10 Division I															
259	H	LMU (CA)	74 49	72	A	BYU	57 48								
173	A	Santa Clara	80 77	146	A	San Diego	55 74								
226	A	San Francisco	73 66	9	A	Gonzaga	57 62								
169	H	Saint Mary's (CA)	78 65	200	H	Portland St.	71 77								
115	H	Pacific	73 77	265	H	Grand Canyon	73 41								

Non-Div I Games: Warner Pacific 78 36 Willamette 82 42

Portland

■ Loss,
 ■ Non-Conf, S Site,
 ■ Home
 ■ Away
 N Neutral

Average RPI Win:	232	WON-LOST	WINNING	LAST 10	STRENGTH OF	OPP. STRENGTH	TEAM	ADJ.	CONF.	ADJ CONF.
Average RPI Loss:	188	RECORD	PCT. RANK	GAMES	SCHEDULE	OF SCHEDULE	RPI	RPI	RPI	RPI
DIV. I ONLY	10- 8	147	5-5	277	265	200	200	19	19	
DIV. I NON-CONF.	5- 4	140	0-1	209	289	156	156	17	17	
TOTALS	RPI 1-25	RPI 26-50	W-L RECORDS	RPI 51-100	RPI 101-150	RPI 150+				
10- 8	0- 0	0- 0	OVERALL	0- 1	2- 2	8- 5				
5- 3	0- 0	0- 0	HOME	0- 1	1- 1	4- 1				
5- 4	0- 0	0- 0	AWAY	0- 0	1- 1	4- 3				
0- 1	0- 0	0- 0	NEUTRAL	0- 0	0- 0	0- 1				
5- 4	0- 0	0- 0	NON-CONFERENCE	0- 1	1- 1	4- 2				
2- 1	0- 0	0- 0	HOME	0- 1	0- 0	2- 0				
3- 2	0- 0	0- 0	AWAY	0- 0	1- 1	2- 1				
0- 1	0- 0	0- 0	NEUTRAL	0- 0	0- 0	0- 1				
5- 4	0- 0	0- 0	CONFERENCE	0- 0	1- 1	4- 3				
3- 2	0- 0	0- 0	HOME	0- 0	1- 1	2- 1				
2- 2	0- 0	0- 0	AWAY	0- 0	0- 0	2- 2				
0- 0	0- 0	0- 0	NEUTRAL	0- 0	0- 0	0- 0				

RPI 1-25			RPI 26-50			RPI 51-100			RPI 101+			Team's RPI: 200
RPI	S	Opponent	Score	RPI	S	Opponent	Score	RPI	S	Opponent	Score	
						58 H Tennessee	61 88			101 A Boise St.	57 82	
										120 H Idaho	74 53	
										123 H Montana St.	62 73	
										130 A Portland	77 71	
										186 H Montana	78 65	
										191 A Southern Utah	58 71	
										195 A Northern Colo.	58 77	
										203 A UC Davis	76 70	
										231 A UMKC	69 87	
										255 A Idaho St.	69 64	
										265 H Grand Canyon	69 46	
										282 H Nevada	80 75	
										287 H Eastern Wash.	75 58	
										290 A UC Irvine	70 61	
										290 N UC Irvine	75 83	
										303 A Weber St.	76 57	
										318 H Sacramento St.	70 73	
LAST 10 Division I												
						318 H Sacramento St.	70 73			287 H Eastern Wash.	75 58	
						303 A Weber St.	76 57			120 H Idaho	74 53	
						255 A Idaho St.	69 64			191 A Southern Utah	58 71	
						186 H Montana	78 65			195 A Northern Colo.	58 77	
						123 H Montana St.	62 73			58 H Tennessee	61 88	

Non-Div I Games: Multnomah 104 48

Portland St.

Prairie View

Through Games Of Jan. 24, 2020

Average RPI Win:	338	WON-LOST	WINNING	LAST 10	STRENGTH OF	OPP. STRENGTH	TEAM	ADJ.	CONF.	ADJ CONF.
Average RPI Loss:	136	RECORD	PCT. RANK	GAMES	SCHEDULE	OF SCHEDULE	RPI	RPI	RPI	RPI
DIV. I ONLY	1- 13	341	1-9	138	161	300	300	31	31	
DIV. I NON-CONF.	0- 9	338	0-5	20	72	264	264	28	28	
TOTALS	RPI 1-25	RPI 26-50	W-L RECORDS	RPI 51-100	RPI 101-150	RPI 150+				
1- 13	0- 1	0- 2	OVERALL	0- 2	0- 2	1- 6				
0- 3	0- 0	0- 0	HOME	0- 0	0- 1	0- 2				
1- 8	0- 1	0- 2	AWAY	0- 2	0- 1	1- 2				
0- 2	0- 0	0- 0	NEUTRAL	0- 0	0- 0	0- 2				
0- 9	0- 1	0- 2	NON-CONFERENCE	0- 1	0- 2	0- 3				
0- 1	0- 0	0- 0	HOME	0- 0	0- 1	0- 0				
0- 6	0- 1	0- 2	AWAY	0- 1	0- 1	0- 1				
0- 2	0- 0	0- 0	NEUTRAL	0- 0	0- 0	0- 2				
1- 4	0- 0	0- 0	CONFERENCE	0- 1	0- 0	1- 3				
0- 2	0- 0	0- 0	HOME	0- 0	0- 0	0- 2				
1- 2	0- 0	0- 0	AWAY	0- 1	0- 0	1- 1				
0- 0	0- 0	0- 0	NEUTRAL	0- 0	0- 0	0- 0				

RPI 1-25				RPI 26-50				RPI 51-100				RPI 101+ Team's RPI: 300			
RPI	S	Opponent	Score	RPI	S	Opponent	Score	RPI	S	Opponent	Score	RPI	S	Opponent	Score
16	A	Texas A&M	38 80	33	A	Oklahoma	48 94	95	A	Texas Southern	65 88	117	A	Wisconsin	42 68
				36	A	Arizona	48 83	99	A	Rice	55 77	138	H	Florida	44 51
												151	N	A&M-Corpus Christi	52 64
												162	A	Jackson St.	49 53
												168	A	Texas Tech	48 82
												194	N	Miami (OH)	52 65
												246	H	Southern U.	48 68
												311	H	Alcorn	63 68
												338	A	Grambling	67 54
LAST 10 Division I															
162	A	Jackson St.	49 53	117	A	Wisconsin	42 68								
338	A	Grambling	67 54	168	A	Texas Tech	48 82								
95	A	Texas Southern	65 88	99	A	Rice	55 77								
246	H	Southern U.	48 68	138	H	Florida	44 51								
311	H	Alcorn	63 68	16	A	Texas A&M	38 80								

Non-Div I Games: Huston-Tillotson 79 60 Wiley 75 42 Tex. A&M-Kingsville85 55

Prairie View

Loss, Non-Conf, S Site, H Home A Away N Neutral

Presbyterian

Through Games Of Jan. 24, 2020

Average RPI Win:	273	WON-LOST	WINNING	LAST 10	STRENGTH OF	OPP. STRENGTH	TEAM	ADJ.	CONF.	ADJ CONF.
Average RPI Loss:	205	RECORD	PCT. RANK	GAMES	SCHEDULE	OF SCHEDULE	RPI	RPI	RPI	RPI
DIV. I ONLY	3- 12	314	1-9	217	342	302	302	26	26	
DIV. I NON-CONF.	2- 5	259	0-2	268	294	290	290	27	27	
TOTALS	RPI 1-25	RPI 26-50	W-L RECORDS	RPI 51-100	RPI 101-150	RPI 150+				
3- 12	0- 0	0- 1	OVERALL	0- 0	0- 3	3- 8				
1- 4	0- 0	0- 0	HOME	0- 0	0- 1	1- 3				
2- 8	0- 0	0- 1	AWAY	0- 0	0- 2	2- 5				
0- 0	0- 0	0- 0	NEUTRAL	0- 0	0- 0	0- 0				
2- 5	0- 0	0- 1	NON-CONFERENCE	0- 0	0- 2	2- 2				
1- 1	0- 0	0- 0	HOME	0- 0	0- 0	1- 1				
1- 4	0- 0	0- 1	AWAY	0- 0	0- 2	1- 1				
0- 0	0- 0	0- 0	NEUTRAL	0- 0	0- 0	0- 0				
1- 7	0- 0	0- 0	CONFERENCE	0- 0	0- 1	1- 6				
0- 3	0- 0	0- 0	HOME	0- 0	0- 1	0- 2				
1- 4	0- 0	0- 0	AWAY	0- 0	0- 0	1- 4				
0- 0	0- 0	0- 0	NEUTRAL	0- 0	0- 0	0- 0				

RPI 1-25			RPI 26-50			RPI 51-100			RPI 101+			Team's RPI: 302
RPI	S	Opponent	Score	RPI	S	Opponent	Score	RPI	S	Opponent	Score	
				39	A	West Virginia	40 56					
								136	H	Campbell	47 53	
								138	A	Florida	46 60	
								144	A	Illinois	52 71	
								171	H	Hampton	42 71	
								220	A	Gardner-Webb	56 53	
								242	A	High Point	55 60	
								244	H	UNCW	60 70	
								248	A	UNC Asheville	39 54	
								249	H	Col. of Charleston	58 54	
								252	A	Winthrop	54 61	
								254	A	Radford	42 54	
								288	H	Longwood	60 71	
								299	A	Wofford	60 67	
								349	A	South Carolina St.	70 49	
LAST 10 Division I												
242	A	High Point	55 60	288	H	Longwood	60 71					
136	H	Campbell	47 53	254	A	Radford	42 54					
220	A	Gardner-Webb	56 53	248	A	UNC Asheville	39 54					
252	A	Winthrop	54 61	244	H	UNCW	60 70					
171	H	Hampton	42 71	144	A	Illinois	52 71					

Non-Div I Games: William Peace 72 35 Brevard 74 45

Presbyterian

Loss, Non-Conf, S Site, H Home A Away N Neutral

Average RPI Win:	169	WON-LOST	WINNING	LAST 10	STRENGTH OF	OPP. STRENGTH	TEAM	ADJ.	CONF.	ADJ CONF.
Average RPI Loss:	4	RECORD	PCT. RANK	GAMES	SCHEDULE	OF SCHEDULE	RPI	RPI	RPI	RPI
DIV. I ONLY	13- 1	9	9-1	98	114	21	21	8	8	
DIV. I NON-CONF.	12- 1	9	8-1	142	91	21	21	9	9	
TOTALS	RPI 1-25	RPI 26-50	W-L RECORDS	RPI 51-100	RPI 101-150	RPI 150+				
13- 1	0- 1	1- 0	OVERALL	3- 0	3- 0	6- 0				
7- 0	0- 0	1- 0	HOME	1- 0	0- 0	5- 0				
6- 1	0- 1	0- 0	AWAY	2- 0	3- 0	1- 0				
0- 0	0- 0	0- 0	NEUTRAL	0- 0	0- 0	0- 0				
12- 1	0- 1	1- 0	NON-CONFERENCE	3- 0	2- 0	6- 0				
7- 0	0- 0	1- 0	HOME	1- 0	0- 0	5- 0				
5- 1	0- 1	0- 0	AWAY	2- 0	2- 0	1- 0				
0- 0	0- 0	0- 0	NEUTRAL	0- 0	0- 0	0- 0				
1- 0	0- 0	0- 0	CONFERENCE	0- 0	1- 0	0- 0				
0- 0	0- 0	0- 0	HOME	0- 0	0- 0	0- 0				
1- 0	0- 0	0- 0	AWAY	0- 0	1- 0	0- 0				
0- 0	0- 0	0- 0	NEUTRAL	0- 0	0- 0	0- 0				

RPI 1-25				RPI 26-50				RPI 51-100				RPI 101+			
RPI	S	Opponent	Score	RPI	S	Opponent	Score	RPI	S	Opponent	Score	RPI	S	Opponent	Score
4	A	Iowa	75 77	29	H	FGCU	67 53	55	A	Seton Hall	78 76	109	A	Saint Louis	66 50
								75	A	Marist	62 50	121	A	Penn	75 55
								96	H	Rider	80 47	149	A	Missouri	68 33
												152	A	George Washington	75 50
												188	H	Penn St.	72 55
												279	H	New Hampshire	77 37
												294	H	Monmouth	52 40
												306	H	St. Francis Brooklyn	76 44
												344	H	Hartford	73 42
LAST 10 Division I															
				121	A	Penn	75 55					344	H	Hartford	73 42
				279	H	New Hampshire	77 37					75	A	Marist	62 50
				109	A	Saint Louis	66 50					306	H	St. Francis Brooklyn	76 44
				149	A	Missouri	68 33					294	H	Monmouth	52 40
				188	H	Penn St.	72 55					4	A	Iowa	75 77

Non-Div I Games:

Princeton

Providence

Through Games Of Jan. 24, 2020

Average RPI Win:	213	WON-LOST	WINNING	LAST 10	STRENGTH OF	OPP. STRENGTH	TEAM	ADJ.	CONF.	ADJ CONF.
Average RPI Loss:	82	RECORD	PCT. RANK	GAMES	SCHEDULE	OF SCHEDULE	RPI	RPI	RPI	RPI
DIV. I ONLY	9- 11	201	1-9	97	98	127	127	6	6	
DIV. I NON-CONF.	9- 3	63	1-1	197	229	66	66	6	6	
TOTALS	RPI 1-25	RPI 26-50	W-L RECORDS	RPI 51-100	RPI 101-150	RPI 150+				
9- 11	0- 1	0- 4	OVERALL	1- 4	3- 0	5- 2				
2- 3	0- 1	0- 1	HOME	1- 1	0- 0	1- 0				
5- 7	0- 0	0- 3	AWAY	0- 2	2- 0	3- 2				
2- 1	0- 0	0- 0	NEUTRAL	0- 1	1- 0	1- 0				
9- 3	0- 0	0- 1	NON-CONFERENCE	1- 1	3- 0	5- 1				
2- 0	0- 0	0- 0	HOME	1- 0	0- 0	1- 0				
5- 2	0- 0	0- 1	AWAY	0- 0	2- 0	3- 1				
2- 1	0- 0	0- 0	NEUTRAL	0- 1	1- 0	1- 0				
0- 8	0- 1	0- 3	CONFERENCE	0- 3	0- 0	0- 1				
0- 3	0- 1	0- 1	HOME	0- 1	0- 0	0- 0				
0- 5	0- 0	0- 2	AWAY	0- 2	0- 0	0- 1				
0- 0	0- 0	0- 0	NEUTRAL	0- 0	0- 0	0- 0				

RPI S Opponent	Score	RPI S Opponent	Score	RPI S Opponent	Score	RPI S Opponent	Score	Team's RPI: 127
13 H DePaul	67 80	30 A Creighton	63 72	55 A Seton Hall	55 97	106 A Utah	67 60	
		40 H Marquette	50 60	65 N Ball St.	51 52	134 A Massachusetts	72 63	
		49 A St. John's (NY)	58 64	84 A Villanova	49 51	140 N Rhode Island	58 51	
		50 A Yale	79 82	85 H Boston College	76 60	184 A New Mexico	68 86	
				100 H Butler	47 50	234 H UMass Lowell	63 38	
						236 A Georgetown	53 62	
						259 N LMU (CA)	48 45	
						294 A Monmouth	68 52	
						321 A Bryant	76 32	
						344 A Hartford	75 57	
LAST 10 Division I								
100 H Butler	47 50	13 H DePaul	67 80					
55 A Seton Hall	55 97	236 A Georgetown	53 62					
49 A St. John's (NY)	58 64	84 A Villanova	49 51					
30 A Creighton	63 72	259 N LMU (CA)	48 45					
40 H Marquette	50 60	65 N Ball St.	51 52					

Non-Div I Games:

Providence

Loss, Non-Conf, S Site, H Home A Away N Neutral

Average RPI Win:	125	WON-LOST	WINNING	LAST 10	STRENGTH OF	OPP. STRENGTH	TEAM	ADJ.	CONF.	ADJ CONF.
Average RPI Loss:	25	RECORD	PCT. RANK	GAMES	SCHEDULE	OF SCHEDULE	RPI	RPI	RPI	RPI
DIV. I ONLY	13- 7	89	6-4	10	7	24	24	2	2	
DIV. I NON-CONF.	9- 3	63	2-0	33	12	19	19	2	2	
TOTALS	RPI 1-25	RPI 26-50	W-L RECORDS	RPI 51-100	RPI 101-150	RPI 150+				
13- 7	0- 4	4- 2	OVERALL	1- 1	3- 0	5- 0				
8- 2	0- 0	1- 1	HOME	0- 1	3- 0	4- 0				
3- 4	0- 3	1- 1	AWAY	1- 0	0- 0	1- 0				
2- 1	0- 1	2- 0	NEUTRAL	0- 0	0- 0	0- 0				
9- 3	0- 2	3- 1	NON-CONFERENCE	0- 0	1- 0	5- 0				
6- 0	0- 0	1- 0	HOME	0- 0	1- 0	4- 0				
1- 2	0- 1	0- 1	AWAY	0- 0	0- 0	1- 0				
2- 1	0- 1	2- 0	NEUTRAL	0- 0	0- 0	0- 0				
4- 4	0- 2	1- 1	CONFERENCE	1- 1	2- 0	0- 0				
2- 2	0- 0	0- 1	HOME	0- 1	2- 0	0- 0				
2- 2	0- 2	1- 0	AWAY	1- 0	0- 0	0- 0				
0- 0	0- 0	0- 0	NEUTRAL	0- 0	0- 0	0- 0				

RPI 1-25				RPI 26-50				RPI 51-100				RPI 101+			
RPI	S	Opponent	Score	RPI	S	Opponent	Score	RPI	S	Opponent	Score	RPI	S	Opponent	Score
1	A	South Carolina	49 85	26	A	Virginia Tech	54 67	60	A	Nebraska	76 68	110	H	Kent St.	77 64
9	N	Gonzaga	50 63	27	N	Arizona St.	59 52	70	H	Minnesota	59 72	117	H	Wisconsin	72 61
14	A	Indiana	48 66	28	A	Ohio St.	66 50					144	H	Illinois	81 67
15	A	Northwestern	56 61	31	N	Drake	67 47					193	H	Northern Ill.	68 63
				32	H	Western Ky.	67 50					197	H	Bowling Green	81 74
				38	H	Rutgers	53 59					199	H	Western Ill.	66 59
												209	A	Chattanooga	66 34
												278	H	Milwaukee	68 55
LAST 10 Division I															
				60	A	Nebraska	76 68	38	H	Rutgers	53 59				
				70	H	Minnesota	59 72	117	H	Wisconsin	72 61				
				144	H	Illinois	81 67	28	A	Ohio St.	66 50				
				15	A	Northwestern	56 61	197	H	Bowling Green	81 74				
				14	A	Indiana	48 66	32	H	Western Ky.	67 50				

Non-Div I Games:

Purdue

Average RPI Win:	334	WON-LOST	WINNING	LAST 10	STRENGTH OF	OPP. STRENGTH	TEAM	ADJ.	CONF.	ADJ CONF.
Average RPI Loss:	163	RECORD	PCT. RANK	GAMES	SCHEDULE	OF SCHEDULE	RPI	RPI	RPI	RPI
DIV. I ONLY	2- 15	334	1-9	169	303	325	325	18	18	
DIV. I NON-CONF.	2- 9	304	1-3	276	315	334	334	19	19	
TOTALS	RPI 1-25	RPI 26-50	W-L RECORDS	RPI 51-100	RPI 101-150	RPI 150+				
2- 15	0- 0	0- 2	OVERALL	0- 3	0- 1	2- 9				
2- 5	0- 0	0- 1	HOME	0- 2	0- 0	2- 2				
0- 7	0- 0	0- 1	AWAY	0- 1	0- 0	0- 5				
0- 3	0- 0	0- 0	NEUTRAL	0- 0	0- 1	0- 2				
2- 9	0- 0	0- 0	NON-CONFERENCE	0- 2	0- 1	2- 6				
2- 2	0- 0	0- 0	HOME	0- 1	0- 0	2- 1				
0- 4	0- 0	0- 0	AWAY	0- 1	0- 0	0- 3				
0- 3	0- 0	0- 0	NEUTRAL	0- 0	0- 1	0- 2				
0- 6	0- 0	0- 2	CONFERENCE	0- 1	0- 0	0- 3				
0- 3	0- 0	0- 1	HOME	0- 1	0- 0	0- 1				
0- 3	0- 0	0- 1	AWAY	0- 0	0- 0	0- 2				
0- 0	0- 0	0- 0	NEUTRAL	0- 0	0- 0	0- 0				

RPI S	Opponent	Score	RPI S	Opponent	Score	RPI S	Opponent	Score	RPI S	Opponent	Score	Team's RPI: 325
43	A South Dakota	25 79	43	H South Dakota	41 62	65	H Ball St.	52 83	110	N Kent St.	67 75	
						87	H South Dakota St.	69 100	168	N Texas Tech	48 82	
						100	A Butler	58 85	177	H Southeast Mo. St.	48 58	
									180	A Eastern Mich.	40 64	
									187	A Akron	53 64	
									199	A Western Ill.	68 79	
									207	A North Dakota	85 91	
									258	H Oral Roberts	73 79	
									294	N Monmouth	46 60	
									326	H Evansville	67 64	
									327	A SIUE	53 57	
									341	H UIC	61 50	
LAST 10 Division I												
43	A South Dakota	25 79	43	H South Dakota	41 62							
258	H Oral Roberts	73 79	100	A Butler	58 85							
87	H South Dakota St.	69 100	326	H Evansville	67 64							
199	A Western Ill.	68 79	180	A Eastern Mich.	40 64							
207	A North Dakota	85 91	327	A SIUE	53 57							

Non-Div I Games: Heidelberg 82 55 Purdue Northwest 73 50

Purdue Fort Wayne

Loss, Non-Conf, S Site, H Home A Away N Neutral

Quinnipiac

Through Games Of Jan. 24, 2020

Average RPI Win:	241	WON-LOST	WINNING	LAST 10	STRENGTH OF	OPP. STRENGTH	TEAM	ADJ.	CONF.	ADJ CONF.
Average RPI Loss:	98	RECORD	PCT. RANK	GAMES	SCHEDULE	OF SCHEDULE	RPI	RPI	RPI	RPI
DIV. I ONLY	7- 9	208	6-4	148	154	198	198	25	25	
DIV. I NON-CONF.	3- 6	235	2-1	61	68	176	176	25	25	
TOTALS	RPI 1-25	RPI 26-50	W-L RECORDS	RPI 51-100	RPI 101-150	RPI 150+				
7- 9	0- 1	0- 1	OVERALL	1- 4	1- 1	5- 2				
5- 4	0- 0	0- 0	HOME	1- 1	1- 1	3- 2				
2- 5	0- 1	0- 1	AWAY	0- 3	0- 0	2- 0				
0- 0	0- 0	0- 0	NEUTRAL	0- 0	0- 0	0- 0				
3- 6	0- 1	0- 1	NON-CONFERENCE	1- 2	1- 1	1- 1				
2- 3	0- 0	0- 0	HOME	1- 1	1- 1	0- 1				
1- 3	0- 1	0- 1	AWAY	0- 1	0- 0	1- 0				
0- 0	0- 0	0- 0	NEUTRAL	0- 0	0- 0	0- 0				
4- 3	0- 0	0- 0	CONFERENCE	0- 2	0- 0	4- 1				
3- 1	0- 0	0- 0	HOME	0- 0	0- 0	3- 1				
1- 2	0- 0	0- 0	AWAY	0- 2	0- 0	1- 0				
0- 0	0- 0	0- 0	NEUTRAL	0- 0	0- 0	0- 0				

RPI 1-25				RPI 26-50				RPI 51-100				RPI 101+ Team's RPI: 198			
RPI	S	Opponent	Score	RPI	S	Opponent	Score	RPI	S	Opponent	Score	RPI	S	Opponent	Score
17	A	Maryland	52 107	50	A	Yale	59 63	51	H	Bucknell	76 69	140	H	Rhode Island	75 63
								61	A	UCF	58 80	142	H	Harvard	68 77
								75	A	Marist	60 73	152	H	George Washington	67 78
								82	H	Drexel	62 66	206	H	Iona	71 75
								96	A	Rider	59 75	219	H	Manhattan	70 58
												294	H	Monmouth	60 53
												308	A	Siena	66 52
												330	H	Canisius	74 71
												344	A	Hartford	87 50
LAST 10 Division I															
		75	A	Marist	60	73		308	A	Siena	66	52			
		330	H	Canisius	74	71		206	H	Iona	71	75			
		294	H	Monmouth	60	53		344	A	Hartford	87	50			
		219	H	Manhattan	70	58		140	H	Rhode Island	75	63			
		96	A	Rider	59	75		61	A	UCF	58	80			

Non-Div I Games:

Quinnipiac

Loss, Non-Conf, S Site, H Home A Away N Neutral

Average RPI Win:	299	WON-LOST	WINNING	LAST 10	STRENGTH OF	OPP. STRENGTH	TEAM	ADJ.	CONF.	ADJ CONF.
Average RPI Loss:	153	RECORD	PCT. RANK	GAMES	SCHEDULE	OF SCHEDULE	RPI	RPI	RPI	RPI
DIV. I ONLY	7- 10	219	5-5	296	225	254	254	26	26	
DIV. I NON-CONF.	2- 7	288	0-2	253	59	265	265	27	27	
TOTALS	RPI 1-25	RPI 26-50	W-L RECORDS	RPI 51-100	RPI 101-150	RPI 150+				
7- 10	0- 0	0- 2	OVERALL	0- 2	0- 0	7- 6				
3- 3	0- 0	0- 0	HOME	0- 0	0- 0	3- 3				
4- 7	0- 0	0- 2	AWAY	0- 2	0- 0	4- 3				
0- 0	0- 0	0- 0	NEUTRAL	0- 0	0- 0	0- 0				
2- 7	0- 0	0- 2	NON-CONFERENCE	0- 2	0- 0	2- 3				
0- 2	0- 0	0- 0	HOME	0- 0	0- 0	0- 2				
2- 5	0- 0	0- 2	AWAY	0- 2	0- 0	2- 1				
0- 0	0- 0	0- 0	NEUTRAL	0- 0	0- 0	0- 0				
5- 3	0- 0	0- 0	CONFERENCE	0- 0	0- 0	5- 3				
3- 1	0- 0	0- 0	HOME	0- 0	0- 0	3- 1				
2- 2	0- 0	0- 0	AWAY	0- 0	0- 0	2- 2				
0- 0	0- 0	0- 0	NEUTRAL	0- 0	0- 0	0- 0				

RPI 1-25				RPI 26-50				RPI 51-100				RPI 101+				Team's RPI: 254	
RPI	S	Opponent	Score	RPI	S	Opponent	Score	RPI	S	Opponent	Score	RPI	S	Opponent	Score		
				28	A	Ohio St.	57 70	66	A	Vanderbilt	46 80	171	A	Hampton	48 51		
				39	A	West Virginia	37 74	69	A	Alabama	51 85	196	H	American	55 59		
												210	H	Mt. St. Mary's	58 75		
												233	A	ETSU	67 43		
												242	A	High Point	58 68		
												248	H	UNC Asheville	50 63		
												252	H	Winthrop	54 53		
												260	A	Morehead St.	62 73		
												288	A	Longwood	62 61		
												302	H	Presbyterian	54 42		
												333	H	Charleston So.	72 35		
												336	A	USC Upstate	57 41		
												349	A	South Carolina St.	60 45		
LAST 10 Division I																	
				336	A	USC Upstate	57 41	242	A	High Point	58 68						
				252	H	Winthrop	54 53	333	H	Charleston So.	72 35						
				288	A	Longwood	62 61	302	H	Presbyterian	54 42						
				248	H	UNC Asheville	50 63	69	A	Alabama	51 85						
				171	A	Hampton	48 51	196	H	American	55 59						

Non-Div I Games:

Radford

Rhode Island

Through Games Of Jan. 24, 2020

Average RPI Win:	211	WON-LOST	WINNING	LAST 10	STRENGTH OF	OPP. STRENGTH	TEAM	ADJ.	CONF.	ADJ CONF.
Average RPI Loss:	138	RECORD	PCT. RANK	GAMES	SCHEDULE	OF SCHEDULE	RPI	RPI	RPI	RPI
DIV. I ONLY	10- 7	121	5-5	174	259	140	140	12	12	
DIV. I NON-CONF.	7- 5	131	2-3	241	330	163	163	12	12	
TOTALS	RPI 1-25	RPI 26-50	W-L RECORDS	RPI 51-100	RPI 101-150	RPI 150+				
10- 7	0- 0	0- 0	OVERALL	0- 2	4- 3	6- 2				
7- 1	0- 0	0- 0	HOME	0- 0	4- 1	3- 0				
2- 5	0- 0	0- 0	AWAY	0- 2	0- 1	2- 2				
1- 1	0- 0	0- 0	NEUTRAL	0- 0	0- 1	1- 0				
7- 5	0- 0	0- 0	NON-CONFERENCE	0- 1	2- 2	5- 2				
5- 0	0- 0	0- 0	HOME	0- 0	2- 0	3- 0				
1- 4	0- 0	0- 0	AWAY	0- 1	0- 1	1- 2				
1- 1	0- 0	0- 0	NEUTRAL	0- 0	0- 1	1- 0				
3- 2	0- 0	0- 0	CONFERENCE	0- 1	2- 1	1- 0				
2- 1	0- 0	0- 0	HOME	0- 0	2- 1	0- 0				
1- 1	0- 0	0- 0	AWAY	0- 1	0- 0	1- 0				
0- 0	0- 0	0- 0	NEUTRAL	0- 0	0- 0	0- 0				

RPI S	Opponent	Score	RPI S	Opponent	Score	RPI S	Opponent	Score	RPI S	Opponent	Score	Team's RPI: 140
						85	A Boston College	55 66	111	H Holy Cross	73 58	
						93	A Davidson	67 79	116	H VCU	54 75	
									126	H Richmond	76 70	
									127	N Providence	51 58	
									134	H Massachusetts	69 66	
									135	H Robert Morris	71 59	
									142	A Harvard	58 61	
									175	A Saint Joseph's	49 47	
									198	A Quinnipiac	63 75	
									207	A North Dakota	61 67	
									224	N Brown	89 44	
									235	H Fairfield	74 41	
									277	H Vermont	77 74	
									344	A Hartford	68 56	
									348	H LIU Brooklyn	79 56	
LAST 10 Division I												
134	H Massachusetts	69 66	142	A Harvard	58 61							
175	A Saint Joseph's	49 47	198	A Quinnipiac	63 75							
93	A Davidson	67 79	135	H Robert Morris	71 59							
126	H Richmond	76 70	127	N Providence	51 58							
116	H VCU	54 75	224	N Brown	89 44							

Non-Div I Games:

Rhode Island

■ Loss,
■ Non-Conf,
■ S Site,
■ H Home
■ A Away
N Neutral

Average RPI Win:	226	WON-LOST	WINNING	LAST 10	STRENGTH OF	OPP. STRENGTH	TEAM	ADJ.	CONF.	ADJ CONF.
Average RPI Loss:	72	RECORD	PCT. RANK	GAMES	SCHEDULE	OF SCHEDULE	RPI	RPI	RPI	RPI
DIV. I ONLY	12- 6	72	8-2	170	109	99	99	13	13	
DIV. I NON-CONF.	5- 6	187	1-2	219	41	206	206	13	13	
TOTALS	RPI 1-25	RPI 26-50	W-L RECORDS	RPI 51-100	RPI 101-150	RPI 150+				
12- 6	0- 1	1- 3	OVERALL	0- 1	0- 0	11- 1				
8- 1	0- 1	1- 0	HOME	0- 0	0- 0	7- 0				
4- 3	0- 0	0- 1	AWAY	0- 1	0- 0	4- 1				
0- 2	0- 0	0- 2	NEUTRAL	0- 0	0- 0	0- 0				
5- 6	0- 1	0- 3	NON-CONFERENCE	0- 1	0- 0	5- 1				
4- 1	0- 1	0- 0	HOME	0- 0	0- 0	4- 0				
1- 3	0- 0	0- 1	AWAY	0- 1	0- 0	1- 1				
0- 2	0- 0	0- 2	NEUTRAL	0- 0	0- 0	0- 0				
7- 0	0- 0	1- 0	CONFERENCE	0- 0	0- 0	6- 0				
4- 0	0- 0	1- 0	HOME	0- 0	0- 0	3- 0				
3- 0	0- 0	0- 0	AWAY	0- 0	0- 0	3- 0				
0- 0	0- 0	0- 0	NEUTRAL	0- 0	0- 0	0- 0				

RPI 1-25				RPI 26-50				RPI 51-100				Team's RPI: 99		RPI 101+			
RPI	S	Opponent	Score	RPI	S	Opponent	Score	RPI	S	Opponent	Score			RPI	S	Opponent	Score
16	H	Texas A&M	61 62	26	N	Virginia Tech	45 54	95	A	Texas Southern	56 63			176	A	Fla. Atlantic	78 69
				32	H	Western Ky.	73 65							189	H	Little Rock	66 40
				35	A	Oklahoma St.	38 69							190	H	Southern Miss.	75 64
				46	N	Georgia Tech	52 54							202	H	Northern Ariz.	71 57
														214	A	SMU	43 55
														218	A	UTEP	69 61
														237	H	Louisiana Tech	60 47
														247	H	Marshall	81 43
														293	H	Nicholls St.	71 47
														300	H	Prairie View	77 55
														301	A	FIU	68 47
														324	A	McNeese	81 50
LAST 10 Division I																	
				218	A	UTEP	69 61	32	H	Western Ky.	73 65						
				190	H	Southern Miss.	75 64	247	H	Marshall	81 43						
				237	H	Louisiana Tech	60 47	46	N	Georgia Tech	52 54						
				301	A	FIU	68 47	26	N	Virginia Tech	45 54						
				176	A	Fla. Atlantic	78 69	300	H	Prairie View	77 55						

Non-Div I Games:

Rice

■ Loss,
■ Non-Conf, S Site,
■ Home
■ Away
N Neutral

Average RPI Win:	185	WON-LOST	WINNING	LAST 10	STRENGTH OF	OPP. STRENGTH	TEAM	ADJ.	CONF.	ADJ CONF.
Average RPI Loss:	119	RECORD	PCT. RANK	GAMES	SCHEDULE	OF SCHEDULE	RPI	RPI	RPI	RPI
DIV. I ONLY	8- 11	217	2-8	47	219	126	126	12	12	
DIV. I NON-CONF.	7- 7	164	1-4	29	290	79	79	12	12	
TOTALS	RPI 1-25	RPI 26-50	W-L RECORDS	RPI 51-100	RPI 101-150	RPI 150+				
8- 11	0- 0	0- 1	OVERALL	0- 4	2- 2	6- 4				
4- 2	0- 0	0- 0	HOME	0- 1	0- 0	4- 1				
4- 6	0- 0	0- 1	AWAY	0- 2	2- 2	2- 1				
0- 3	0- 0	0- 0	NEUTRAL	0- 1	0- 0	0- 2				
7- 7	0- 0	0- 1	NON-CONFERENCE	0- 3	2- 0	5- 3				
3- 1	0- 0	0- 0	HOME	0- 0	0- 0	3- 1				
4- 3	0- 0	0- 1	AWAY	0- 2	2- 0	2- 0				
0- 3	0- 0	0- 0	NEUTRAL	0- 1	0- 0	0- 2				
1- 4	0- 0	0- 0	CONFERENCE	0- 1	0- 2	1- 1				
1- 1	0- 0	0- 0	HOME	0- 1	0- 0	1- 0				
0- 3	0- 0	0- 0	AWAY	0- 0	0- 2	0- 1				
0- 0	0- 0	0- 0	NEUTRAL	0- 0	0- 0	0- 0				

RPI S	Opponent	Score	RPI S	Opponent	Score	RPI S	Opponent	Score	RPI S	Opponent	Score	Team's RPI: 126
			37 A	Old Dominion	51 73	61 N	Bradley	57 61	103 A	UNC Greensboro	70 62	
						71 A	Charlotte	59 78	104 A	Coastal Caro.	79 67	
						82 A	Drexel	52 58	116 A	VCU	50 53	
						88 H	Dayton	51 65	140 A	Rhode Island	70 76	
									153 H	Furman	69 70	
									157 H	William & Mary	76 73	
									171 N	Hampton	65 69	
									174 H	Norfolk St.	77 69	
									175 A	Saint Joseph's	56 67	
									176 H	Fla. Atlantic	57 55	
									208 H	La Salle	63 61	
									210 N	Mt. St. Mary's	67 75	
									236 A	Georgetown	51 49	
									322 A	UMES	64 52	
LAST 10 Division I												
208 H	La Salle	63 61	174 H	Norfolk St.	77 69							
116 A	VCU	50 53	171 N	Hampton	65 69							
88 H	Dayton	51 65	210 N	Mt. St. Mary's	67 75							
140 A	Rhode Island	70 76	37 A	Old Dominion	51 73							
175 A	Saint Joseph's	56 67	153 H	Furman	69 70							

Non-Div I Games:

Richmond

■ Loss,
 ■ Non-Conf,
 ■ S Site,
 ■ H Home
 ■ A Away
 N Neutral

Average RPI Win:	229	WON-LOST	WINNING	LAST 10	STRENGTH OF	OPP. STRENGTH	TEAM	ADJ.	CONF.	ADJ CONF.
Average RPI Loss:	51	RECORD	PCT. RANK	GAMES	SCHEDULE	OF SCHEDULE	RPI	RPI	RPI	RPI
DIV. I ONLY	13- 2	17	10-0	331	76	96	96	25	25	
DIV. I NON-CONF.	7- 2	54	4-0	330	16	122	122	25	25	
TOTALS	RPI 1-25	RPI 26-50	W-L RECORDS	RPI 51-100	RPI 101-150	RPI 150+				
13- 2	0- 1	0- 0	OVERALL	1- 1	0- 0	12- 0				
6- 0	0- 0	0- 0	HOME	0- 0	0- 0	6- 0				
6- 1	0- 1	0- 0	AWAY	1- 0	0- 0	5- 0				
1- 1	0- 0	0- 0	NEUTRAL	0- 1	0- 0	1- 0				
7- 2	0- 1	0- 0	NON-CONFERENCE	0- 1	0- 0	7- 0				
3- 0	0- 0	0- 0	HOME	0- 0	0- 0	3- 0				
3- 1	0- 1	0- 0	AWAY	0- 0	0- 0	3- 0				
1- 1	0- 0	0- 0	NEUTRAL	0- 1	0- 0	1- 0				
6- 0	0- 0	0- 0	CONFERENCE	1- 0	0- 0	5- 0				
3- 0	0- 0	0- 0	HOME	0- 0	0- 0	3- 0				
3- 0	0- 0	0- 0	AWAY	1- 0	0- 0	2- 0				
0- 0	0- 0	0- 0	NEUTRAL	0- 0	0- 0	0- 0				

RPI 1-25				RPI 26-50				RPI 51-100 Team's RPI: 96				RPI 101+			
RPI	S	Opponent	Score	RPI	S	Opponent	Score	RPI	S	Opponent	Score	RPI	S	Opponent	Score
21	A	Princeton	47 80					75	A	Marist	76 72	188	A	Penn St.	78 70
								80	N	North Florida	70 80	198	H	Quinnipiac	75 59
												206	A	Iona	81 37
												208	H	La Salle	70 43
												211	H	Xavier	64 57
												227	H	Niagara	79 75
												236	A	Georgetown	65 64
												251	N	Lipscomb	81 76
												263	A	Delaware St.	71 69
												276	H	Wagner	77 63
												308	H	Siena	70 66
												330	A	Canisius	70 57
LAST 10 Division I															
330	A	Canisius	70 57	227	H	Niagara	79 75								
308	H	Siena	70 66	263	A	Delaware St.	71 69								
75	A	Marist	76 72	276	H	Wagner	77 63								
198	H	Quinnipiac	75 59	236	A	Georgetown	65 64								
206	A	Iona	81 37	208	H	La Salle	70 43								

Non-Div I Games:

Rider

Average RPI Win:	232	WON-LOST	WINNING	LAST 10	STRENGTH OF	OPP. STRENGTH	TEAM	ADJ.	CONF.	ADJ CONF.
Average RPI Loss:	122	RECORD	PCT. RANK	GAMES	SCHEDULE	OF SCHEDULE	RPI	RPI	RPI	RPI
DIV. I ONLY	10- 6	108	7-3	215	194	135	135	29	29	
DIV. I NON-CONF.	4- 6	212	1-3	120	152	164	164	30	30	
TOTALS	RPI 1-25	RPI 26-50	W-L RECORDS	RPI 51-100	RPI 101-150	RPI 150+				
10- 6	0- 1	0- 1	OVERALL	0- 0	0- 2	10- 2				
6- 2	0- 0	0- 0	HOME	0- 0	0- 0	6- 2				
4- 4	0- 1	0- 1	AWAY	0- 0	0- 2	4- 0				
0- 0	0- 0	0- 0	NEUTRAL	0- 0	0- 0	0- 0				
4- 6	0- 1	0- 1	NON-CONFERENCE	0- 0	0- 2	4- 2				
2- 2	0- 0	0- 0	HOME	0- 0	0- 0	2- 2				
2- 4	0- 1	0- 1	AWAY	0- 0	0- 2	2- 0				
0- 0	0- 0	0- 0	NEUTRAL	0- 0	0- 0	0- 0				
6- 0	0- 0	0- 0	CONFERENCE	0- 0	0- 0	6- 0				
4- 0	0- 0	0- 0	HOME	0- 0	0- 0	4- 0				
2- 0	0- 0	0- 0	AWAY	0- 0	0- 0	2- 0				
0- 0	0- 0	0- 0	NEUTRAL	0- 0	0- 0	0- 0				

RPI 1-25				RPI 26-50				RPI 51-100				RPI 101+ Team's RPI: 135			
RPI	S	Opponent	Score	RPI	S	Opponent	Score	RPI	S	Opponent	Score	RPI	S	Opponent	Score
25	A	TCU	61 66	45	A	James Madison	32 59					110	A	Kent St.	81 82
												140	A	Rhode Island	59 71
												156	H	Columbia	59 61
												170	A	Merrimack	68 62
												170	H	Merrimack	72 50
												174	A	Norfolk St.	69 62
												185	H	Youngstown St.	58 43
												208	A	La Salle	71 68
												211	H	Xavier	71 57
												257	H	Delaware	62 73
												270	H	Sacred Heart	73 43
												276	H	Wagner	51 47
												306	H	St. Francis Brooklyn	69 44
												345	A	Central Conn. St.	86 56
LAST 10 Division I															
270	H	Sacred Heart	73 43	345	A	Central Conn. St.	86 56								
170	H	Merrimack	72 50	45	A	James Madison	32 59								
306	H	St. Francis Brooklyn	69 44	174	A	Norfolk St.	69 62								
276	H	Wagner	51 47	140	A	Rhode Island	59 71								
170	A	Merrimack	68 62	257	H	Delaware	62 73								

Non-Div I Games: Pitt.-Johnstown 63 30

Robert Morris

■ Loss,
 ■ Non-Conf,
 ■ S Site,
 ■ H Home
 ■ A Away
 N Neutral

Average RPI Win:	153	WON-LOST	WINNING	LAST 10	STRENGTH OF	OPP. STRENGTH	TEAM	ADJ.	CONF.	ADJ CONF.
Average RPI Loss:	43	RECORD	PCT. RANK	GAMES	SCHEDULE	OF SCHEDULE	RPI	RPI	RPI	RPI
DIV. I ONLY	15- 3	25	8-2	110	40	38	38	2	2	
DIV. I NON-CONF.	10- 1	19	3-0	205	63	37	37	2	2	
TOTALS	RPI 1-25	RPI 26-50	W-L RECORDS	RPI 51-100	RPI 101-150	RPI 150+				
15- 3	1- 2	2- 0	OVERALL	2- 1	3- 0	7- 0				
8- 2	0- 1	1- 0	HOME	1- 1	1- 0	5- 0				
5- 1	1- 1	0- 0	AWAY	0- 0	2- 0	2- 0				
2- 0	0- 0	1- 0	NEUTRAL	1- 0	0- 0	0- 0				
10- 1	0- 1	2- 0	NON-CONFERENCE	1- 0	1- 0	6- 0				
7- 0	0- 0	1- 0	HOME	0- 0	1- 0	5- 0				
1- 1	0- 1	0- 0	AWAY	0- 0	0- 0	1- 0				
2- 0	0- 0	1- 0	NEUTRAL	1- 0	0- 0	0- 0				
5- 2	1- 1	0- 0	CONFERENCE	1- 1	2- 0	1- 0				
1- 2	0- 1	0- 0	HOME	1- 1	0- 0	0- 0				
4- 0	1- 0	0- 0	AWAY	0- 0	2- 0	1- 0				
0- 0	0- 0	0- 0	NEUTRAL	0- 0	0- 0	0- 0				

RPI	S	Opponent	Score	RPI	S	Opponent	Score	Team's RPI: 38	RPI	S	Opponent	Score	RPI	S	Opponent	Score
14	H	Indiana	56 66	34	H	Virginia	73 63		60	H	Nebraska	69 65	117	A	Wisconsin	64 61
23	A	LSU	58 64	46	N	Georgia Tech	46 43		66	N	Vanderbilt	62 56	142	H	Harvard	74 46
24	A	Purdue	59 53						91	H	Michigan St.	55 66	144	A	Illinois	75 51
													163	H	Towson	67 53
													188	A	Penn St.	62 57
													227	H	Niagara	87 37
													246	H	Southern U.	78 58
													247	H	Marshall	66 41
													253	A	South Alabama	77 56
													343	H	Coppin St.	107 33
LAST 10 Division I																
91	H	Michigan St.	55 66	14	H	Indiana	56 66		117	A	Wisconsin	64 61	247	H	Marshall	66 41
188	A	Penn St.	62 57	60	H	Nebraska	69 65		246	H	Southern U.	78 58	163	H	Towson	67 53
60	H	Nebraska	69 65	144	A	Illinois	75 51									
144	A	Illinois	75 51	24	A	Purdue	59 53									

Non-Div I Games:

Rutgers

■ Loss,
 ■ Non-Conf, S Site,
 ■ Home
 ■ Away
 N Neutral

SFA		WON-LOST		WINNING		LAST 10		STRENGTH OF		OPP. STRENGTH		TEAM		ADJ.		CONF.		ADJ CONF.	
Average RPI Win: 271		RECORD		PCT. RANK		GAMES		SCHEDULE		OF SCHEDULE		RPI		RPI		RPI		RPI	
Average RPI Loss: 78																			
DIV. I ONLY		11- 3		36		9-1		334		234		150		150		23		23	
DIV. I NON-CONF.		4- 2		90		2-0		265		138		131		131		22		22	
TOTALS		RPI 1-25		RPI 26-50		W-L RECORDS		RPI 51-100		RPI 101-150		RPI 150+							
11- 3		0- 0		0- 1		OVERALL		0- 1		0- 1		11- 0							
6- 1		0- 0		0- 0		HOME		0- 1		0- 0		6- 0							
4- 2		0- 0		0- 1		AWAY		0- 0		0- 1		4- 0							
1- 0		0- 0		0- 0		NEUTRAL		0- 0		0- 0		1- 0							
4- 2		0- 0		0- 1		NON-CONFERENCE		0- 1		0- 0		4- 0							
1- 1		0- 0		0- 0		HOME		0- 1		0- 0		1- 0							
2- 1		0- 0		0- 1		AWAY		0- 0		0- 0		2- 0							
1- 0		0- 0		0- 0		NEUTRAL		0- 0		0- 0		1- 0							
7- 1		0- 0		0- 0		CONFERENCE		0- 0		0- 1		7- 0							
5- 0		0- 0		0- 0		HOME		0- 0		0- 0		5- 0							
2- 1		0- 0		0- 0		AWAY		0- 0		0- 1		2- 0							
0- 0		0- 0		0- 0		NEUTRAL		0- 0		0- 0		0- 0							

RPI 1-25				RPI 26-50				RPI 51-100				RPI 101+				Team's RPI: 150	
RPI	S	Opponent	Score	RPI	S	Opponent	Score	RPI	S	Opponent	Score	RPI	S	Opponent	Score		
				33	A	Oklahoma	62 75	61	H	UCF	57 63	139	A	New Orleans	50 53		
												151	A	A&M-Corpus Christi	66 44		
												205	A	Tulsa	67 63		
												212	H	Central Ark.	102 41		
												245	H	Southeastern La.	77 51		
												282	A	Nevada	80 65		
												289	N	UC Santa Barbara	67 56		
												311	H	Alcorn	67 62		
												314	H	Incarinate Word	67 45		
												315	A	Houston Baptist	59 42		
												324	H	McNeese	82 51		
												337	H	Northwestern St.	89 40		
LAST 10 Division I																	
				337	H	Northwestern St.	89 40	245	H	Southeastern La.	77 51						
				314	H	Incarinate Word	67 45	324	H	McNeese	82 51						
				212	H	Central Ark.	102 41	315	A	Houston Baptist	59 42						
				151	A	A&M-Corpus Christi	66 44	282	A	Nevada	80 65						
				139	A	New Orleans	50 53	289	N	UC Santa Barbara	67 56						

Non-Div I Games: LSU-Shreveport 75 32 Our Lady of the Lak87 75 Cent. Christian (KS104 46

SFA

Loss, Non-Conf, S Site, H Home A Away N Neutral

0- 0			0- 0			NEUTRAL			0- 0			0- 0			0- 0								
RPI 1-25						RPI 26-50						RPI 51-100						RPI 101+ Team's RPI: 327					
RPI	S	Opponent	Score	RPI	S	Opponent	Score	RPI	S	Opponent	Score	RPI	S	Opponent	Score	RPI	S	Opponent	Score				
								60	A	Nebraska	49 63	102	H	Loyola Chicago	50 63								
								76	H	Southern Ill.	67 103	109	H	Saint Louis	35 68								
								79	A	Belmont	48 69	141	H	Tennessee Tech	50 65								
								97	A	Illinois St.	53 74	149	A	Missouri	51 68								
												161	N	North Ala.	67 85								
												177	H	Southeast Mo. St.	56 66								
												260	A	Morehead St.	69 75								
												272	A	Eastern Ky.	46 49								
												298	H	Jacksonville St.	44 53								
												317	A	Georgia St.	73 74								
												325	H	Purdue Fort Wayne	57 53								
												326	H	Evansville	85 74								
												334	A	Tennessee St.	76 63								
LAST 10 Division I																							
				177	H	Southeast Mo. St.	56 66					334	A	Tennessee St.	76 63								
				298	H	Jacksonville St.	44 53					79	A	Belmont	48 69								
				141	H	Tennessee Tech	50 65					317	A	Georgia St.	73 74								
				272	A	Eastern Ky.	46 49					161	N	North Ala.	67 85								
				260	A	Morehead St.	69 75					97	A	Illinois St.	53 74								

SIUE

Page 244

SMU

Average RPI Win: 239

Average RPI Loss: 113

WON-LOST RECORD

WINNING PCT. RANK

LAST 10 GAMES

STRENGTH OF SCHEDULE

OPP. STRENGTH OF SCHEDULE

TEAM RPI

ADJ. RPI

CONF. RPI

ADJ CONF. RPI

DIV. I ONLY

7- 10

219

4-6

119

139

214

214

9

9

DIV. I NON-CONF.

6- 6

164

3-2

163

247

227

227

8

8

TOTALS

RPI 1-25

RPI 26-50

W-L RECORDS

RPI 51-100

RPI 101-150

RPI 150+

7- 10

0- 2

0- 1

OVERALL

1- 0

0- 4

6- 3

5- 6

0- 2

0- 0

HOME

1- 0

0- 2

4- 2

1- 4

0- 0

0- 1

AWAY

0- 0

0- 2

1- 1

1- 0

0- 0

0- 0

NEUTRAL

0- 0

0- 0

1- 0

6- 6

0- 1

0- 0

NON-CONFERENCE

1- 0

0- 3

5- 2

5- 4

0- 1

0- 0

HOME

1- 0

0- 1

4- 2

0- 2

0- 0

0- 0

AWAY

0- 0

0- 2

0- 0

1- 0

0- 0

0- 0

NEUTRAL

0- 0

0- 0

1- 0

1- 4

0- 1

0- 1

CONFERENCE

0- 0

0- 1

1- 1

0- 2

0- 1

0- 0

HOME

0- 0

0- 1

0- 0

1- 2

0- 0

0- 1

AWAY

0- 0

0- 0

1- 1

0- 0

0- 0

0- 0

NEUTRAL

0- 0

0- 0

0- 0

RPI 1-25

RPI 26-50

RPI 51-100

RPI 101+

Team's RPI: 214

RPI S Opponent Score

3 H UConn 42 80

25 H TCU 56 57

RPI S Opponent Score

47 A Temple 62 85

RPI S Opponent Score

99 H Rice 55 43

RPI S Opponent Score

105 A UT Arlington 46 51

115 A Pacific 49 77

128 H Tulane 66 67

143 H Wright St. 61 69

164 A Memphis 52 57

195 H Northern Colo. 52 61

204 H George Mason 58 59

207 H North Dakota 66 51

218 H UTEP 60 56

250 N CSUN 68 58

282 A East Carolina 55 47

290 H UC Irvine 59 56

324 H McNeese 81 60

LAST 10 Division I

164 A Memphis 52 57

128 H Tulane 66 67

47 A Temple 62 85

282 A East Carolina 55 47

3 H UConn 42 80

204 H George Mason 58 59

290 H UC Irvine 59 56

105 A UT Arlington 46 51

218 H UTEP 60 56

207 H North Dakota 66 51

Non-Div I Games:

SMU

Sacramento St.

Through Games Of Jan. 24, 2020

Average RPI Win:	231	WON-LOST	WINNING	LAST 10	STRENGTH OF	OPP. STRENGTH	TEAM	ADJ.	CONF.	ADJ CONF.
Average RPI Loss:	209	RECORD	PCT. RANK	GAMES	SCHEDULE	OF SCHEDULE	RPI	RPI	RPI	RPI
DIV. I ONLY	3- 12	314	3-7	304	272	318	318	19	19	
DIV. I NON-CONF.	0- 7	338	0-2	327	269	350	350	17	17	
TOTALS	RPI 1-25	RPI 26-50	W-L RECORDS	RPI 51-100	RPI 101-150	RPI 150+				
3- 12	0- 0	0- 1	OVERALL	0- 0	0- 2	3- 9				
1- 4	0- 0	0- 1	HOME	0- 0	0- 1	1- 2				
2- 8	0- 0	0- 0	AWAY	0- 0	0- 1	2- 7				
0- 0	0- 0	0- 0	NEUTRAL	0- 0	0- 0	0- 0				
0- 7	0- 0	0- 1	NON-CONFERENCE	0- 0	0- 1	0- 5				
0- 1	0- 0	0- 1	HOME	0- 0	0- 0	0- 0				
0- 6	0- 0	0- 0	AWAY	0- 0	0- 1	0- 5				
0- 0	0- 0	0- 0	NEUTRAL	0- 0	0- 0	0- 0				
3- 5	0- 0	0- 0	CONFERENCE	0- 0	0- 1	3- 4				
1- 3	0- 0	0- 0	HOME	0- 0	0- 1	1- 2				
2- 2	0- 0	0- 0	AWAY	0- 0	0- 0	2- 2				
0- 0	0- 0	0- 0	NEUTRAL	0- 0	0- 0	0- 0				

RPI 1-25			RPI 26-50			RPI 51-100			RPI 101+			Team's RPI: 318
RPI	S	Opponent	Score	RPI	S	Opponent	Score	RPI	S	Opponent	Score	
				28	H	Ohio St.	74 104					
								123	H	Montana St.	48 85	
								133	A	San Jose St.	67 73	
								186	H	Montana	60 64	
								191	H	Southern Utah	87 82	
								195	H	Northern Colo.	63 73	
								200	A	Portland St.	73 70	
								202	A	Northern Ariz.	107 114	
								203	A	UC Davis	75 77	
								226	A	San Francisco	82 87	
								255	A	Idaho St.	62 80	
								282	A	Nevada	72 83	
								303	A	Weber St.	91 67	
								332	A	Cal Poly	43 62	
								340	A	Seattle U	84 88	
LAST 10 Division I												
200	A	Portland St.	73 70	255	A	Idaho St.	62 80					
191	H	Southern Utah	87 82	186	H	Montana	60 64					
195	H	Northern Colo.	63 73	123	H	Montana St.	48 85					
303	A	Weber St.	91 67	28	H	Ohio St.	74 104					
202	A	Northern Ariz.	107 114	226	A	San Francisco	82 87					

Non-Div I Games: Cal Maritime 86 55 Pacific Union 94 35

Sacramento St.

Loss, Non-Conf, S Site, H Home A Away N Neutral

Sacred Heart

Through Games Of Jan. 24, 2020

Average RPI Win:	282	WON-LOST	WINNING	LAST 10	STRENGTH OF	OPP. STRENGTH	TEAM	ADJ.	CONF.	ADJ CONF.
Average RPI Loss:	159	RECORD	PCT. RANK	GAMES	SCHEDULE	OF SCHEDULE	RPI	RPI	RPI	RPI
DIV. I ONLY	5- 11	269	3-7	252	235	270	270	29	29	
DIV. I NON-CONF.	2- 8	295	0-4	187	159	292	292	30	30	
TOTALS	RPI 1-25	RPI 26-50	W-L RECORDS	RPI 51-100	RPI 101-150	RPI 150+				
5- 11	0- 0	0- 1	OVERALL	0- 3	0- 2	5- 5				
3- 1	0- 0	0- 0	HOME	0- 0	0- 1	3- 0				
1- 9	0- 0	0- 1	AWAY	0- 2	0- 1	1- 5				
1- 1	0- 0	0- 0	NEUTRAL	0- 1	0- 0	1- 0				
2- 8	0- 0	0- 1	NON-CONFERENCE	0- 3	0- 1	2- 3				
1- 1	0- 0	0- 0	HOME	0- 0	0- 1	1- 0				
0- 6	0- 0	0- 1	AWAY	0- 2	0- 0	0- 3				
1- 1	0- 0	0- 0	NEUTRAL	0- 1	0- 0	1- 0				
3- 3	0- 0	0- 0	CONFERENCE	0- 0	0- 1	3- 2				
2- 0	0- 0	0- 0	HOME	0- 0	0- 0	2- 0				
1- 3	0- 0	0- 0	AWAY	0- 0	0- 1	1- 2				
0- 0	0- 0	0- 0	NEUTRAL	0- 0	0- 0	0- 0				

RPI 1-25				RPI 26-50				RPI 51-100				RPI 101+				Team's RPI: 270	
RPI	S	Opponent	Score	RPI	S	Opponent	Score	RPI	S	Opponent	Score	RPI	S	Opponent	Score		
				50	A	Yale	40 87	55	A	Seton Hall	69 95	111	H	Holy Cross	52 65		
								60	N	Nebraska	49 72	135	A	Robert Morris	43 73		
								94	A	Stony Brook	50 54	170	H	Merrimack	63 60		
												175	A	Saint Joseph's	44 71		
												188	A	Penn St.	65 88		
												229	A	Saint Francis (PA)	58 60		
												276	A	Wagner	79 65		
												305	H	Hofstra	71 44		
												308	A	Siena	57 68		
												313	N	Detroit Mercy	66 60		
												339	A	Fairleigh Dickinson	60 65		
												345	H	Central Conn. St.	66 58		
LAST 10 Division I																	
				135	A	Robert Morris	43 73	170	H	Merrimack	63 60						
				229	A	Saint Francis (PA)	58 60	188	A	Penn St.	65 88						
				339	A	Fairleigh Dickinson	60 65	50	A	Yale	40 87						
				345	H	Central Conn. St.	66 58	111	H	Holy Cross	52 65						
				276	A	Wagner	79 65	175	A	Saint Joseph's	44 71						

Non-Div I Games: Bridgeport 77 63

Sacred Heart

■ Loss,
 ■ Non-Conf,
 ■ S Site,
 ■ H Home
 ■ A Away
 N Neutral

Saint Francis (PA)

Through Games Of Jan. 24, 2020

Average RPI Win:	290	WON-LOST	WINNING	LAST 10	STRENGTH OF	OPP. STRENGTH	TEAM	ADJ.	CONF.	ADJ CONF.
Average RPI Loss:	127	RECORD	PCT. RANK	GAMES	SCHEDULE	OF SCHEDULE	RPI	RPI	RPI	RPI
DIV. I ONLY	7- 11	235	5-5	207	220	229	229	29	29	
DIV. I NON-CONF.	2- 9	304	0-3	56	101	204	204	30	30	
TOTALS	RPI 1-25	RPI 26-50	W-L RECORDS	RPI 51-100	RPI 101-150	RPI 150+				
7- 11	0- 0	0- 3	OVERALL	0- 2	0- 2	7- 4				
3- 4	0- 0	0- 0	HOME	0- 1	0- 1	3- 2				
3- 6	0- 0	0- 2	AWAY	0- 1	0- 1	3- 2				
1- 1	0- 0	0- 1	NEUTRAL	0- 0	0- 0	1- 0				
2- 9	0- 0	0- 3	NON-CONFERENCE	0- 2	0- 2	2- 2				
0- 3	0- 0	0- 0	HOME	0- 1	0- 1	0- 1				
1- 5	0- 0	0- 2	AWAY	0- 1	0- 1	1- 1				
1- 1	0- 0	0- 1	NEUTRAL	0- 0	0- 0	1- 0				
5- 2	0- 0	0- 0	CONFERENCE	0- 0	0- 0	5- 2				
3- 1	0- 0	0- 0	HOME	0- 0	0- 0	3- 1				
2- 1	0- 0	0- 0	AWAY	0- 0	0- 0	2- 1				
0- 0	0- 0	0- 0	NEUTRAL	0- 0	0- 0	0- 0				

RPI	S	Opponent	Score	RPI	S	Opponent	Score	RPI	S	Opponent	Score	RPI	S	Opponent	Score	Team's RPI: 229
26	A	Virginia Tech	41 105	51	H	Bucknell	46 70	107	A	Duquesne	69 72					
29	N	FGCU	64 97	81	A	South Fla.	23 62	108	H	Liberty	52 71					
39	A	West Virginia	45 74					170	H	Merrimack	56 71					
								185	H	Youngstown St.	46 56					
								238	N	Stetson	78 73					
								260	A	Morehead St.	54 65					
								270	H	Sacred Heart	60 58					
								276	H	Wagner	51 50					
								277	A	Vermont	73 69					
								306	H	St. Francis Brooklyn	82 72					
								321	A	Bryant	63 60					
								339	A	Fairleigh Dickinson	47 56					
								345	A	Central Conn. St.	64 52					
LAST 10 Division I																
170	H	Merrimack	56 71	345	A	Central Conn. St.	64 52									
270	H	Sacred Heart	60 58	321	A	Bryant	63 60									
276	H	Wagner	51 50	51	H	Bucknell	46 70									
306	H	St. Francis Brooklyn	82 72	108	H	Liberty	52 71									
339	A	Fairleigh Dickinson	47 56	107	A	Duquesne	69 72									

Non-Div I Games:

Saint Francis (PA)

■ Loss,
 ■ Non-Conf,
 ■ S Site,
 ■ H Home
 ■ A Away
 N Neutral

Saint Joseph's

Through Games Of Jan. 24, 2020

Average RPI Win:	187	WON-LOST	WINNING	LAST 10	STRENGTH OF	OPP. STRENGTH	TEAM	ADJ.	CONF.	ADJ CONF.
Average RPI Loss:	114	RECORD	PCT. RANK	GAMES	SCHEDULE	OF SCHEDULE	RPI	RPI	RPI	RPI
DIV. I ONLY	8- 10	202	4-6	90	136	175	175	12	12	
DIV. I NON-CONF.	6- 6	164	2-2	85	166	142	142	12	12	
TOTALS	RPI 1-25	RPI 26-50	W-L RECORDS	RPI 51-100	RPI 101-150	RPI 150+				
8- 10	0- 0	1- 0	OVERALL	0- 3	2- 6	5- 1				
5- 4	0- 0	1- 0	HOME	0- 1	1- 3	3- 0				
2- 4	0- 0	0- 0	AWAY	0- 1	0- 3	2- 0				
1- 2	0- 0	0- 0	NEUTRAL	0- 1	1- 0	0- 1				
6- 6	0- 0	1- 0	NON-CONFERENCE	0- 3	1- 2	4- 1				
4- 2	0- 0	1- 0	HOME	0- 1	0- 1	3- 0				
1- 2	0- 0	0- 0	AWAY	0- 1	0- 1	1- 0				
1- 2	0- 0	0- 0	NEUTRAL	0- 1	1- 0	0- 1				
2- 4	0- 0	0- 0	CONFERENCE	0- 0	1- 4	1- 0				
1- 2	0- 0	0- 0	HOME	0- 0	1- 2	0- 0				
1- 2	0- 0	0- 0	AWAY	0- 0	0- 2	1- 0				
0- 0	0- 0	0- 0	NEUTRAL	0- 0	0- 0	0- 0				

RPI 1-25				RPI 26-50				RPI 51-100				RPI 101+				Team's RPI: 175	
RPI	S	Opponent	Score	RPI	S	Opponent	Score	RPI	S	Opponent	Score	RPI	S	Opponent	Score		
				47	H	Temple	67 63	55	N	Seton Hall	39 55	107	H	Duquesne	51 58		
								82	H	Drexel	52 62	116	A	VCU	40 47		
								84	A	Villanova	44 60	121	H	Penn	45 55		
												126	H	Richmond	67 56		
												134	A	Massachusetts	43 61		
												140	H	Rhode Island	47 49		
												142	N	Harvard	63 39		
												145	A	Auburn	62 66		
												153	N	Furman	48 63		
												156	A	Columbia	71 57		
												196	H	American	72 51		
												264	H	Navy	49 40		
												270	H	Sacred Heart	71 44		
												292	A	St. Bonaventure	61 60		
LAST 10 Division I																	
				292	A	St. Bonaventure	61 60	126	H	Richmond	67 56						
				107	H	Duquesne	51 58	264	H	Navy	49 40						
				140	H	Rhode Island	47 49	153	N	Furman	48 63						
				134	A	Massachusetts	43 61	142	N	Harvard	63 39						
				116	A	VCU	40 47	84	A	Villanova	44 60						

Non-Div I Games:

Saint Joseph's

 Loss,
 Non-Conf,
 S Site,
 H Home
 A Away
N Neutral

Average RPI Win:	187	WON-LOST	WINNING	LAST 10	STRENGTH OF	OPP. STRENGTH	TEAM	ADJ.	CONF.	ADJ CONF.
Average RPI Loss:	89	RECORD	PCT. RANK	GAMES	SCHEDULE	OF SCHEDULE	RPI	RPI	RPI	RPI
DIV. I ONLY	10- 9	167	4-6	80	113	109	109	12	12	
DIV. I NON-CONF.	8- 5	117	2-2	68	114	65	65	12	12	
TOTALS	RPI 1-25	RPI 26-50	W-L RECORDS	RPI 51-100	RPI 101-150	RPI 150+				
10- 9	0- 1	0- 0	OVERALL	3- 5	1- 3	6- 0				
5- 4	0- 1	0- 0	HOME	3- 2	0- 1	2- 0				
5- 5	0- 0	0- 0	AWAY	0- 3	1- 2	4- 0				
0- 0	0- 0	0- 0	NEUTRAL	0- 0	0- 0	0- 0				
8- 5	0- 1	0- 0	NON-CONFERENCE	3- 3	1- 1	4- 0				
4- 2	0- 1	0- 0	HOME	3- 1	0- 0	1- 0				
4- 3	0- 0	0- 0	AWAY	0- 2	1- 1	3- 0				
0- 0	0- 0	0- 0	NEUTRAL	0- 0	0- 0	0- 0				
2- 4	0- 0	0- 0	CONFERENCE	0- 2	0- 2	2- 0				
1- 2	0- 0	0- 0	HOME	0- 1	0- 1	1- 0				
1- 2	0- 0	0- 0	AWAY	0- 1	0- 1	1- 0				
0- 0	0- 0	0- 0	NEUTRAL	0- 0	0- 0	0- 0				

RPI 1-25				RPI 26-50				RPI 51-100				RPI 101+				Team's RPI: 109
RPI	S	Opponent	Score	RPI	S	Opponent	Score	RPI	S	Opponent	Score	RPI	S	Opponent	Score	
21	H	Princeton	50 66					66	A	Vanderbilt	50 62	114	A	Cincinnati	60 50	
								74	H	Kansas	60 68	116	H	VCU	52 65	
								76	A	Southern Ill.	53 61	118	A	Fordham	54 66	
								83	H	UT Martin	56 50	149	A	Missouri	58 83	
								88	A	Dayton	47 48	177	H	Southeast Mo. St.	76 61	
								92	H	Colgate	61 51	208	A	La Salle	77 61	
								93	H	Davidson	58 65	221	A	Northern Ky.	67 42	
								97	H	Illinois St.	61 56	262	A	Indiana St.	55 53	
												292	H	St. Bonaventure	72 51	
												327	A	SIUE	68 35	
LAST 10 Division I																
118	A	Fordham	54 66	93	H	Davidson	58 65									
88	A	Dayton	47 48	262	A	Indiana St.	55 53									
292	H	St. Bonaventure	72 51	74	H	Kansas	60 68									
116	H	VCU	52 65	21	H	Princeton	50 66									
208	A	La Salle	77 61	97	H	Illinois St.	61 56									

Non-Div I Games:

Saint Louis

Saint Mary's (CA)

Through Games Of Jan. 24, 2020

Average RPI Win:	228	WON-LOST	WINNING	LAST 10	STRENGTH OF	OPP. STRENGTH	TEAM	ADJ.	CONF.	ADJ CONF.
Average RPI Loss:	105	RECORD	PCT. RANK	GAMES	SCHEDULE	OF SCHEDULE	RPI	RPI	RPI	RPI
DIV. I ONLY	9- 10	187	5-5	118	118	169	169	11	11	
DIV. I NON-CONF.	5- 6	187	1-1	134	160	187	187	11	11	
TOTALS	RPI 1-25	RPI 26-50	W-L RECORDS	RPI 51-100	RPI 101-150	RPI 150+				
9- 10	0- 2	1- 1	OVERALL	0- 3	0- 2	8- 2				
6- 4	0- 1	1- 1	HOME	0- 1	0- 1	5- 0				
2- 6	0- 1	0- 0	AWAY	0- 2	0- 1	2- 2				
1- 0	0- 0	0- 0	NEUTRAL	0- 0	0- 0	1- 0				
5- 6	0- 1	1- 1	NON-CONFERENCE	0- 2	0- 0	4- 2				
4- 2	0- 1	1- 1	HOME	0- 0	0- 0	3- 0				
0- 4	0- 0	0- 0	AWAY	0- 2	0- 0	0- 2				
1- 0	0- 0	0- 0	NEUTRAL	0- 0	0- 0	1- 0				
4- 4	0- 1	0- 0	CONFERENCE	0- 1	0- 2	4- 0				
2- 2	0- 0	0- 0	HOME	0- 1	0- 1	2- 0				
2- 2	0- 1	0- 0	AWAY	0- 0	0- 1	2- 0				
0- 0	0- 0	0- 0	NEUTRAL	0- 0	0- 0	0- 0				

RPI 1-25				RPI 26-50				RPI 51-100				RPI 101+ Team's RPI: 169			
RPI	S	Opponent	Score	RPI	S	Opponent	Score	RPI	S	Opponent	Score	RPI	S	Opponent	Score
9	A	Gonzaga	49 74	32	H	Western Ky.	80 73	61	A	UCF	58 67	130	A	Portland	65 78
19	H	NC State	70 87	40	H	Marquette	63 77	72	H	BYU	55 65	146	H	San Diego	54 72
								74	A	Kansas	81 86	173	A	Santa Clara	95 87
												203	H	UC Davis	83 74
												217	A	Wyoming	67 69
												226	A	San Francisco	86 79
												243	H	Pepperdine	85 78
												259	H	LMU (CA)	86 70
												282	A	Nevada	72 78
												289	H	UC Santa Barbara	64 43
												292	N	St. Bonaventure	72 57
												332	H	Cal Poly	84 67
LAST 10 Division I															
72	H	BYU	55 65	243	H	Pepperdine	85 78								
146	H	San Diego	54 72	173	A	Santa Clara	95 87								
130	A	Portland	65 78	226	A	San Francisco	86 79								
9	A	Gonzaga	49 74	292	N	St. Bonaventure	72 57								
259	H	LMU (CA)	86 70	61	A	UCF	58 67								

Non-Div I Games:

Saint Mary's (CA)

■ Loss,
 ■ Non-Conf,
 ■ S Site,
 ■ H Home
 ■ A Away
 N Neutral

Saint Peter's

Through Games Of Jan. 24, 2020

Average RPI Win:	317	WON-LOST	WINNING	LAST 10	STRENGTH OF	OPP. STRENGTH	TEAM	ADJ.	CONF.	ADJ CONF.
Average RPI Loss:	235	RECORD	PCT. RANK	GAMES	SCHEDULE	OF SCHEDULE	RPI	RPI	RPI	RPI
DIV. I ONLY	4- 12	292	1-9	346	330	342	342	25	25	
DIV. I NON-CONF.	3- 6	235	0-3	349	342	335	335	25	25	
TOTALS	RPI 1-25	RPI 26-50	W-L RECORDS	RPI 51-100	RPI 101-150	RPI 150+				
4- 12	0- 0	0- 0	OVERALL	0- 1	0- 1	4- 10				
2- 4	0- 0	0- 0	HOME	0- 0	0- 1	2- 3				
2- 8	0- 0	0- 0	AWAY	0- 1	0- 0	2- 7				
0- 0	0- 0	0- 0	NEUTRAL	0- 0	0- 0	0- 0				
3- 6	0- 0	0- 0	NON-CONFERENCE	0- 0	0- 1	3- 5				
1- 2	0- 0	0- 0	HOME	0- 0	0- 1	1- 1				
2- 4	0- 0	0- 0	AWAY	0- 0	0- 0	2- 4				
0- 0	0- 0	0- 0	NEUTRAL	0- 0	0- 0	0- 0				
1- 6	0- 0	0- 0	CONFERENCE	0- 1	0- 0	1- 5				
1- 2	0- 0	0- 0	HOME	0- 0	0- 0	1- 2				
0- 4	0- 0	0- 0	AWAY	0- 1	0- 0	0- 3				
0- 0	0- 0	0- 0	NEUTRAL	0- 0	0- 0	0- 0				

RPI S	Opponent	Score	RPI S	Opponent	Score	RPI S	Opponent	Score	RPI S	Opponent	Score	Team's RPI: 342
						75	A Marist	76 96	113	H Lehigh	71 80	
									206	A Iona	59 69	
									219	H Manhattan	52 85	
									227	A Niagara	89 97	
									235	A Fairfield	48 67	
									240	A Howard	80 92	
									263	A Delaware St.	66 89	
									269	H Morgan St.	78 77	
									276	A Wagner	89 90	
									294	H Monmouth	67 81	
									308	H Siena	87 83	
									335	A NJIT	73 76	
									339	H Fairleigh Dickinson	71 77	
									343	A Coppin St.	82 57	
									348	A LIU Brooklyn	89 74	
LAST 10 Division I												
227	A Niagara	89 97	308	H Siena	87 83							
206	A Iona	59 69	75	A Marist	76 96							
294	H Monmouth	67 81	113	H Lehigh	71 80							
235	A Fairfield	48 67	339	H Fairleigh Dickinson	71 77							
219	H Manhattan	52 85	263	A Delaware St.	66 89							

Non-Div I Games:

Saint Peter's

■ Loss,
 ■ Non-Conf,
 ■ S Site,
 ■ H Home
 ■ A Away
 N Neutral

Sam Houston St.

Through Games Of Jan. 24, 2020

Average RPI Win:	251	WON-LOST	WINNING	LAST 10	STRENGTH OF	OPP. STRENGTH	TEAM	ADJ.	CONF.	ADJ CONF.
Average RPI Loss:	166	RECORD	PCT. RANK	GAMES	SCHEDULE	OF SCHEDULE	RPI	RPI	RPI	RPI
DIV. I ONLY	10- 5	72	8-2	321	218	160	160	23	23	
DIV. I NON-CONF.	2- 4	235	0-1	233	206	211	211	22	22	
TOTALS	RPI 1-25	RPI 26-50	W-L RECORDS	RPI 51-100	RPI 101-150	RPI 150+				
10- 5	0- 0	0- 1	OVERALL	0- 1	2- 0	8- 3				
4- 1	0- 0	0- 0	HOME	0- 1	1- 0	3- 0				
6- 4	0- 0	0- 1	AWAY	0- 0	1- 0	5- 3				
0- 0	0- 0	0- 0	NEUTRAL	0- 0	0- 0	0- 0				
2- 4	0- 0	0- 1	NON-CONFERENCE	0- 0	1- 0	1- 3				
1- 0	0- 0	0- 0	HOME	0- 0	1- 0	0- 0				
1- 4	0- 0	0- 1	AWAY	0- 0	0- 0	1- 3				
0- 0	0- 0	0- 0	NEUTRAL	0- 0	0- 0	0- 0				
8- 1	0- 0	0- 0	CONFERENCE	0- 1	1- 0	7- 0				
3- 1	0- 0	0- 0	HOME	0- 1	0- 0	3- 0				
5- 0	0- 0	0- 0	AWAY	0- 0	1- 0	4- 0				
0- 0	0- 0	0- 0	NEUTRAL	0- 0	0- 0	0- 0				

RPI 1-25				RPI 26-50				RPI 51-100				RPI 101+				Team's RPI: 160	
RPI	S	Opponent	Score	RPI	S	Opponent	Score	RPI	S	Opponent	Score	RPI	S	Opponent	Score		
				33	A	Oklahoma	71 95	89	H	Abilene Christian	73 81	129	H	Louisiana	77 73		
												139	A	New Orleans	78 46		
												168	A	Texas Tech	57 99		
												212	A	Central Ark.	72 54		
												213	H	Lamar University	68 47		
												245	A	Southeastern La.	84 69		
												258	A	Oral Roberts	41 64		
												280	A	Ole Miss	69 75		
												293	H	Nicholls St.	87 71		
												304	A	UTSA	81 77		
												315	A	Houston Baptist	97 69		
												324	H	McNeese	92 59		
												337	A	Northwestern St.	79 69		
LAST 10 Division I																	
				89	H	Abilene Christian	73 81	293	H	Nicholls St.	87 71						
				315	A	Houston Baptist	97 69	324	H	McNeese	92 59						
				213	H	Lamar University	68 47	139	A	New Orleans	78 46						
				212	A	Central Ark.	72 54	337	A	Northwestern St.	79 69						
				245	A	Southeastern La.	84 69	33	A	Oklahoma	71 95						

Non-Div I Games: Jarvis Christian 114 46 Howard Payne 91 49 Wiley 102 52

Sam Houston St.

Loss, Non-Conf, S Site, H Home A Away N Neutral

Average RPI Win: 261	WON-LOST	WINNING	LAST 10	STRENGTH OF	OPP. STRENGTH	TEAM	ADJ.	CONF.	ADJ CONF.
Average RPI Loss: 102	RECORD	PCT. RANK	GAMES	SCHEDULE	OF SCHEDULE	RPI	RPI	RPI	RPI
DIV. I ONLY	7- 11	235	5-5	113	210	167	167	24	24
DIV. I NON-CONF.	4- 10	259	2-4	58	218	149	149	20	20
TOTALS	RPI 1-25	RPI 26-50	W-L RECORDS	RPI 51-100	RPI 101-150	RPI 150+			
7- 11	0- 2	0- 1	OVERALL	0- 2	0- 4	7- 2			
2- 3	0- 0	0- 1	HOME	0- 1	0- 1	2- 0			
4- 8	0- 2	0- 0	AWAY	0- 1	0- 3	4- 2			
1- 0	0- 0	0- 0	NEUTRAL	0- 0	0- 0	1- 0			
4- 10	0- 2	0- 1	NON-CONFERENCE	0- 2	0- 4	4- 1			
0- 3	0- 0	0- 1	HOME	0- 1	0- 1	0- 0			
3- 7	0- 2	0- 0	AWAY	0- 1	0- 3	3- 1			
1- 0	0- 0	0- 0	NEUTRAL	0- 0	0- 0	1- 0			
3- 1	0- 0	0- 0	CONFERENCE	0- 0	0- 0	3- 1			
2- 0	0- 0	0- 0	HOME	0- 0	0- 0	2- 0			
1- 1	0- 0	0- 0	AWAY	0- 0	0- 0	1- 1			
0- 0	0- 0	0- 0	NEUTRAL	0- 0	0- 0	0- 0			

RPI 1-25				RPI 26-50				RPI 51-100				RPI 101+ Team's RPI: 167			
RPI	S	Opponent	Score	RPI	S	Opponent	Score	RPI	S	Opponent	Score	RPI	S	Opponent	Score
18	A	Florida St.	59 88	32	H	Western Ky.	84 88	68	H	Troy	65 74	118	A	Fordham	37 68
20	A	Kentucky	49 79					83	A	UT Martin	75 80	132	A	UAB	69 76
												138	A	Florida	48 84
												141	H	Tennessee Tech	57 72
												153	A	Furman	69 77
												161	A	North Ala.	79 63
												209	H	Chattanooga	60 46
												215	A	Murray St.	84 56
												223	A	Kennesaw St.	55 60
												299	A	Wofford	74 58
												305	N	Hofstra	65 45
												309	A	Alabama St.	83 48
												329	H	Mercer	72 64
LAST 10 Division I															
209	H	Chattanooga	60 46	118	A	Fordham	37 68								
329	H	Mercer	72 64	215	A	Murray St.	84 56								
153	A	Furman	69 77	32	H	Western Ky.	84 88								
299	A	Wofford	74 58	20	A	Kentucky	49 79								
305	N	Hofstra	65 45	132	A	UAB	69 76								

Non-Div I Games: Montevallo 81 60

Samford

■ Loss,
 ■ Non-Conf,
 ■ S Site,
 ■ H Home
 ■ A Away
 N Neutral

San Diego

Through Games Of Jan. 24, 2020

Average RPI Win:	214	WON-LOST	WINNING	LAST 10	STRENGTH OF	OPP. STRENGTH	TEAM	ADJ.	CONF.	ADJ CONF.
Average RPI Loss:	133	RECORD	PCT. RANK	GAMES	SCHEDULE	OF SCHEDULE	RPI	RPI	RPI	RPI
DIV. I ONLY	10- 8	147	6-4	126	216	146	146	11	11	
DIV. I NON-CONF.	5- 5	164	1-1	176	329	222	222	11	11	
TOTALS	RPI 1-25	RPI 26-50	W-L RECORDS	RPI 51-100	RPI 101-150	RPI 150+				
10- 8	0- 1	0- 0	OVERALL	0- 2	2- 2	8- 3				
5- 5	0- 1	0- 0	HOME	0- 1	1- 1	4- 2				
5- 3	0- 0	0- 0	AWAY	0- 1	1- 1	4- 1				
0- 0	0- 0	0- 0	NEUTRAL	0- 0	0- 0	0- 0				
5- 5	0- 0	0- 0	NON-CONFERENCE	0- 1	0- 2	5- 2				
3- 4	0- 0	0- 0	HOME	0- 1	0- 1	3- 2				
2- 1	0- 0	0- 0	AWAY	0- 0	0- 1	2- 0				
0- 0	0- 0	0- 0	NEUTRAL	0- 0	0- 0	0- 0				
5- 3	0- 1	0- 0	CONFERENCE	0- 1	2- 0	3- 1				
2- 1	0- 1	0- 0	HOME	0- 0	1- 0	1- 0				
3- 2	0- 0	0- 0	AWAY	0- 1	1- 0	2- 1				
0- 0	0- 0	0- 0	NEUTRAL	0- 0	0- 0	0- 0				

RPI 1-25				RPI 26-50				RPI 51-100				RPI 101+ Team's RPI: 146			
RPI	S	Opponent	Score	RPI	S	Opponent	Score	RPI	S	Opponent	Score	RPI	S	Opponent	Score
9	H	Gonzaga	42 57					72	A	BYU	36 52	115	A	Pacific	66 64
								98	H	Washington	47 65	120	H	Idaho	32 65
												130	H	Portland	74 55
												133	A	San Jose St.	82 88
												163	H	Towson	81 67
												168	H	Texas Tech	60 64
												169	A	Saint Mary's (CA)	72 54
												173	H	Santa Clara	50 47
												222	H	Cal St. Fullerton	67 72
												243	A	Pepperdine	57 73
												250	H	CSUN	59 40
												259	A	LMU (CA)	67 59
												275	A	San Diego St.	70 47
												294	H	Monmouth	57 49
												316	A	Air Force	70 59
LAST 10 Division I															
173	H	Santa Clara	50 47	130	H	Portland	74 55								
115	A	Pacific	66 64	259	A	LMU (CA)	67 59								
169	A	Saint Mary's (CA)	72 54	243	A	Pepperdine	57 73								
72	A	BYU	36 52	250	H	CSUN	59 40								
9	H	Gonzaga	42 57	98	H	Washington	47 65								

Non-Div I Games: Biola 81 28

San Diego

■ Loss,
 ■ Non-Conf,
 ■ S Site,
 ■ H Home
 ■ A Away
 N Neutral

Average RPI Win:	248	WON-LOST	WINNING	LAST 10	STRENGTH OF	OPP. STRENGTH	TEAM	ADJ.	CONF.	ADJ CONF.
Average RPI Loss:	188	RECORD	PCT. RANK	GAMES	SCHEDULE	OF SCHEDULE	RPI	RPI	RPI	RPI
DIV. I ONLY	7- 13	260	4-6	205	296	275	275	17	17	
DIV. I NON-CONF.	4- 7	225	2-1	283	319	302	302	24	24	
TOTALS	RPI 1-25	RPI 26-50	W-L RECORDS	RPI 51-100	RPI 101-150	RPI 150+				
7- 13	0- 0	0- 0	OVERALL	0- 2	0- 4	7- 7				
5- 6	0- 0	0- 0	HOME	0- 1	0- 2	5- 3				
2- 7	0- 0	0- 0	AWAY	0- 1	0- 2	2- 4				
0- 0	0- 0	0- 0	NEUTRAL	0- 0	0- 0	0- 0				
4- 7	0- 0	0- 0	NON-CONFERENCE	0- 0	0- 2	4- 5				
2- 5	0- 0	0- 0	HOME	0- 0	0- 2	2- 3				
2- 2	0- 0	0- 0	AWAY	0- 0	0- 0	2- 2				
0- 0	0- 0	0- 0	NEUTRAL	0- 0	0- 0	0- 0				
3- 6	0- 0	0- 0	CONFERENCE	0- 2	0- 2	3- 2				
3- 1	0- 0	0- 0	HOME	0- 1	0- 0	3- 0				
0- 5	0- 0	0- 0	AWAY	0- 1	0- 2	0- 2				
0- 0	0- 0	0- 0	NEUTRAL	0- 0	0- 0	0- 0				

RPI 1-25				RPI 26-50				RPI 51-100				RPI 101+				Team's RPI: 275	
RPI	S	Opponent	Score	RPI	S	Opponent	Score	RPI	S	Opponent	Score	RPI	S	Opponent	Score		
								90	A	Fresno St.	54	79	101	A	Boise St.	72	86
								90	H	Fresno St.	60	65	125	H	California	48	74
												133	A	San Jose St.	67	84	
												146	H	San Diego	47	70	
												163	H	Towson	80	72	
												201	A	Hawaii	58	61	
												217	A	Wyoming	67	81	
												217	H	Wyoming	67	60	
												222	H	Cal St. Fullerton	55	45	
												241	H	Arkansas St.	62	71	
												250	H	CSUN	69	74	
												256	H	Colorado St.	59	49	
												271	H	Utah St.	66	62	
												274	H	Alabama A&M	53	61	
												282	A	Nevada	69	70	
												289	A	UC Santa Barbara	52	64	
												295	A	California Baptist	80	68	
												314	A	Incarnate Word	57	48	
LAST 10 Division I																	
				217	A	Wyoming	67	81		271	H	Utah St.	66	62			
				282	A	Nevada	69	70		90	A	Fresno St.	54	79			
				90	H	Fresno St.	60	65		250	H	CSUN	69	74			
				101	A	Boise St.	72	86		314	A	Incarnate Word	57	48			
				217	H	Wyoming	67	60		295	A	California Baptist	80	68			

Non-Div I Games: Westcliff 77 56

San Diego St.

San Francisco

Through Games Of Jan. 24, 2020

Average RPI Win:	233	WON-LOST	WINNING	LAST 10	STRENGTH OF	OPP. STRENGTH	TEAM	ADJ.	CONF.	ADJ CONF.
Average RPI Loss:	124	RECORD	PCT. RANK	GAMES	SCHEDULE	OF SCHEDULE	RPI	RPI	RPI	RPI
DIV. I ONLY	7- 13	260	1-9	130	133	226	226	11	11	
DIV. I NON-CONF.	7- 5	131	1-1	135	202	127	127	11	11	
TOTALS	RPI 1-25	RPI 26-50	W-L RECORDS	RPI 51-100	RPI 101-150	RPI 150+				
7- 13	0- 3	0- 0	OVERALL	0- 2	0- 3	7- 5				
3- 7	0- 2	0- 0	HOME	0- 0	0- 3	3- 2				
1- 5	0- 0	0- 0	AWAY	0- 2	0- 0	1- 3				
3- 1	0- 1	0- 0	NEUTRAL	0- 0	0- 0	3- 0				
7- 5	0- 2	0- 0	NON-CONFERENCE	0- 1	0- 1	7- 1				
3- 2	0- 1	0- 0	HOME	0- 0	0- 1	3- 0				
1- 2	0- 0	0- 0	AWAY	0- 1	0- 0	1- 1				
3- 1	0- 1	0- 0	NEUTRAL	0- 0	0- 0	3- 0				
0- 8	0- 1	0- 0	CONFERENCE	0- 1	0- 2	0- 4				
0- 5	0- 1	0- 0	HOME	0- 0	0- 2	0- 2				
0- 3	0- 0	0- 0	AWAY	0- 1	0- 0	0- 2				
0- 0	0- 0	0- 0	NEUTRAL	0- 0	0- 0	0- 0				

RPI 1-25				RPI 26-50				RPI 51-100				RPI 101+ Team's RPI: 226			
RPI	S	Opponent	Score	RPI	S	Opponent	Score	RPI	S	Opponent	Score	RPI	S	Opponent	Score
5	H	Stanford	71 97					72	A	BYU	44 57	115	H	Pacific	61 84
9	H	Gonzaga	46 69					98	A	Washington	54 73	120	H	Idaho	60 66
12	N	Mississippi St.	38 73									130	H	Portland	66 73
												159	N	Houston	80 57
												169	H	Saint Mary's (CA)	79 86
												173	H	Santa Clara	72 80
												195	A	Northern Colo.	90 83
												197	N	Bowling Green	64 56
												203	A	UC Davis	67 79
												222	H	Cal St. Fullerton	71 63
												243	A	Pepperdine	70 82
												250	H	CSUN	79 61
												259	A	LMU (CA)	69 76
												290	N	UC Irvine	68 61
												318	H	Sacramento St.	87 82
LAST 10 Division I															
72	A	BYU	44 57	173	H	Santa Clara	72 80								
9	H	Gonzaga	46 69	115	H	Pacific	61 84								
130	H	Portland	66 73	169	H	Saint Mary's (CA)	79 86								
243	A	Pepperdine	70 82	290	N	UC Irvine	68 61								
259	A	LMU (CA)	69 76	98	A	Washington	54 73								

Non-Div I Games:

San Francisco

 Loss,
 Non-Conf,
 S Site,
 H Home
 A Away
N Neutral

Average RPI Win:	229	WON-LOST	WINNING	LAST 10	STRENGTH OF	OPP. STRENGTH	TEAM	ADJ.	CONF.	ADJ CONF.
Average RPI Loss:	160	RECORD	PCT. RANK	GAMES	SCHEDULE	OF SCHEDULE	RPI	RPI	RPI	RPI
DIV. I ONLY	12- 6	72	7-3	258	182	133	133	17	17	
DIV. I NON-CONF.	5- 5	164	0-2	302	165	240	240	24	24	
TOTALS	RPI 1-25	RPI 26-50	W-L RECORDS	RPI 51-100	RPI 101-150	RPI 150+				
12- 6	0- 0	0- 0	OVERALL	1- 2	1- 1	10- 3				
7- 1	0- 0	0- 0	HOME	1- 1	1- 0	5- 0				
5- 3	0- 0	0- 0	AWAY	0- 0	0- 1	5- 2				
0- 2	0- 0	0- 0	NEUTRAL	0- 1	0- 0	0- 1				
5- 5	0- 0	0- 0	NON-CONFERENCE	1- 1	1- 1	3- 3				
4- 0	0- 0	0- 0	HOME	1- 0	1- 0	2- 0				
1- 3	0- 0	0- 0	AWAY	0- 0	0- 1	1- 2				
0- 2	0- 0	0- 0	NEUTRAL	0- 1	0- 0	0- 1				
7- 1	0- 0	0- 0	CONFERENCE	0- 1	0- 0	7- 0				
3- 1	0- 0	0- 0	HOME	0- 1	0- 0	3- 0				
4- 0	0- 0	0- 0	AWAY	0- 0	0- 0	4- 0				
0- 0	0- 0	0- 0	NEUTRAL	0- 0	0- 0	0- 0				

RPI 1-25				RPI 26-50				RPI 51-100				RPI 101+				Team's RPI: 133	
RPI	S	Opponent	Score	RPI	S	Opponent	Score	RPI	S	Opponent	Score	RPI	S	Opponent	Score		
								72	N	BYU	56	75	131	A	CSU Bakersfield	71	75
								78	H	Buffalo	95	88	146	H	San Diego	88	82
								90	H	Fresno St.	76	85	173	A	Santa Clara	81	89
													182	H	UNLV	62	60
													184	A	New Mexico	81	80
													184	H	New Mexico	89	85
													202	N	Northern Ariz.	64	67
													256	A	Colorado St.	58	53
													271	A	Utah St.	76	61
													275	H	San Diego St.	84	67
													282	A	Nevada	72	70
													287	H	Eastern Wash.	84	66
													289	A	UC Santa Barbara	73	70
													290	A	UC Irvine	77	79
													318	H	Sacramento St.	73	67
LAST 10 Division I																	
				184	H	New Mexico	89	85		184	A	New Mexico	81	80			
				182	H	UNLV	62	60		202	N	Northern Ariz.	64	67			
				256	A	Colorado St.	58	53		72	N	BYU	56	75			
				282	A	Nevada	72	70		275	H	San Diego St.	84	67			
				90	H	Fresno St.	76	85		271	A	Utah St.	76	61			

Non-Div I Games: La Verne 128 62

San Jose St.

Santa Clara

Through Games Of Jan. 24, 2020

Average RPI Win:	172	WON-LOST	WINNING	LAST 10	STRENGTH OF	OPP. STRENGTH	TEAM	ADJ.	CONF.	ADJ CONF.
Average RPI Loss:	150	RECORD	PCT. RANK	GAMES	SCHEDULE	OF SCHEDULE	RPI	RPI	RPI	RPI
DIV. I ONLY	7- 11	235	4-6	89	136	173	173	11	11	
DIV. I NON-CONF.	5- 5	164	2-0	72	182	104	104	11	11	
TOTALS	RPI 1-25	RPI 26-50	W-L RECORDS	RPI 51-100	RPI 101-150	RPI 150+				
7- 11	0- 2	0- 1	OVERALL	1- 0	2- 3	4- 5				
3- 4	0- 1	0- 0	HOME	1- 0	2- 1	0- 2				
3- 6	0- 1	0- 1	AWAY	0- 0	0- 2	3- 2				
1- 1	0- 0	0- 0	NEUTRAL	0- 0	0- 0	1- 1				
5- 5	0- 1	0- 1	NON-CONFERENCE	1- 0	1- 1	3- 2				
2- 1	0- 0	0- 0	HOME	1- 0	1- 0	0- 1				
2- 3	0- 1	0- 1	AWAY	0- 0	0- 1	2- 0				
1- 1	0- 0	0- 0	NEUTRAL	0- 0	0- 0	1- 1				
2- 6	0- 1	0- 0	CONFERENCE	0- 0	1- 2	1- 3				
1- 3	0- 1	0- 0	HOME	0- 0	1- 1	0- 1				
1- 3	0- 0	0- 0	AWAY	0- 0	0- 1	1- 2				
0- 0	0- 0	0- 0	NEUTRAL	0- 0	0- 0	0- 0				

RPI	S	Opponent	Score	RPI	S	Opponent	Score	RPI	S	Opponent	Score	RPI	S	Opponent	Score	Team's RPI: 173
7	A	Missouri St.	64 71	36	A	Arizona	52 65	90	H	Fresno St.	90 66	115	H	Pacific	75 65	
9	H	Gonzaga	52 67									125	A	California	65 69	
												130	H	Portland	77 80	
												133	H	San Jose St.	89 81	
												146	A	San Diego	47 50	
												169	H	Saint Mary's (CA)	87 95	
												186	N	Montana	68 58	
												203	A	UC Davis	62 61	
												226	A	San Francisco	80 72	
												243	A	Pepperdine	71 79	
												250	A	CSUN	76 55	
												257	N	Delaware	80 81	
												259	A	LMU (CA)	59 75	
												266	H	Long Beach St.	46 54	
LAST 10 Division I																
146	A	San Diego	47 50	226	A	San Francisco	80 72									
130	H	Portland	77 80	169	H	Saint Mary's (CA)	87 95									
9	H	Gonzaga	52 67	115	H	Pacific	75 65									
259	A	LMU (CA)	59 75	90	H	Fresno St.	90 66									
243	A	Pepperdine	71 79	250	A	CSUN	76 55									

Non-Div I Games: UC Santa Cruz 109 51

Santa Clara

Loss, Non-Conf, S Site, H Home A Away N Neutral

Average RPI Win:	316	WON-LOST	WINNING	LAST 10	STRENGTH OF	OPP. STRENGTH	TEAM	ADJ.	CONF.	ADJ CONF.
Average RPI Loss:	229	RECORD	PCT. RANK	GAMES	SCHEDULE	OF SCHEDULE	RPI	RPI	RPI	RPI
DIV. I ONLY	4- 12	292	4-6	339	344	340	340	32	32	
DIV. I NON-CONF.	3- 7	252	3-1	289	327	312	312	32	32	
TOTALS	RPI 1-25	RPI 26-50	W-L RECORDS	RPI 51-100	RPI 101-150	RPI 150+				
4- 12	0- 0	0- 0	OVERALL	0- 1	0- 2	4- 9				
3- 4	0- 0	0- 0	HOME	0- 0	0- 2	3- 2				
1- 8	0- 0	0- 0	AWAY	0- 1	0- 0	1- 7				
0- 0	0- 0	0- 0	NEUTRAL	0- 0	0- 0	0- 0				
3- 7	0- 0	0- 0	NON-CONFERENCE	0- 1	0- 2	3- 4				
2- 2	0- 0	0- 0	HOME	0- 0	0- 2	2- 0				
1- 5	0- 0	0- 0	AWAY	0- 1	0- 0	1- 4				
0- 0	0- 0	0- 0	NEUTRAL	0- 0	0- 0	0- 0				
1- 5	0- 0	0- 0	CONFERENCE	0- 0	0- 0	1- 5				
1- 2	0- 0	0- 0	HOME	0- 0	0- 0	1- 2				
0- 3	0- 0	0- 0	AWAY	0- 0	0- 0	0- 3				
0- 0	0- 0	0- 0	NEUTRAL	0- 0	0- 0	0- 0				

RPI 1-25				RPI 26-50				RPI 51-100				RPI 101+				Team's RPI: 340	
RPI	S	Opponent	Score	RPI	S	Opponent	Score	RPI	S	Opponent	Score	RPI	S	Opponent	Score		
								98	A	Washington	46	78	120	H	Idaho	84	90
													123	H	Montana St.	65	73
													202	A	Northern Ariz.	80	88
													222	A	Cal St. Fullerton	63	81
													231	H	UMKC	65	76
													255	A	Idaho St.	48	73
													265	H	Grand Canyon	48	56
													266	H	Long Beach St.	66	54
													271	A	Utah St.	63	70
													310	A	New Mexico St.	65	83
													318	H	Sacramento St.	88	84
													320	A	Utah Valley	58	70
													328	A	UTRGV	81	85
													332	A	Cal Poly	72	49
													346	H	Chicago St.	80	51
LAST 10 Division I																	
				265	H	Grand Canyon	48	56		231	H	UMKC	65	76			
				310	A	New Mexico St.	65	83		222	A	Cal St. Fullerton	63	81			
				328	A	UTRGV	81	85		332	A	Cal Poly	72	49			
				320	A	Utah Valley	58	70		266	H	Long Beach St.	66	54			
				346	H	Chicago St.	80	51		318	H	Sacramento St.	88	84			

Non-Div I Games: Warner Pacific 89 47 Saint Martin's 91 81 Central Wash. 75 65

Seattle U

















































Average RPI Win: 166	WON-LOST	WINNING	LAST 10	STRENGTH OF	OPP. STRENGTH	TEAM	ADJ.	CONF.	ADJ CONF.
Average RPI Loss: 46	RECORD	PCT. RANK	GAMES	SCHEDULE	OF SCHEDULE	RPI	RPI	RPI	RPI
DIV. I ONLY	12- 7	100	7-3	40	63	55	55	6	6
DIV. I NON-CONF.	7- 4	100	2-0	26	98	61	61	6	6
TOTALS	RPI 1-25	RPI 26-50	W-L RECORDS	RPI 51-100	RPI 101-150	RPI 150+			
12- 7	0- 3	1- 2	OVERALL	2- 1	2- 1	7- 0			
7- 3	0- 2	1- 0	HOME	0- 1	2- 0	4- 0			
3- 3	0- 1	0- 1	AWAY	1- 0	0- 1	2- 0			
2- 1	0- 0	0- 1	NEUTRAL	1- 0	0- 0	1- 0			
7- 4	0- 2	0- 1	NON-CONFERENCE	1- 0	1- 1	5- 0			
4- 2	0- 2	0- 0	HOME	0- 0	1- 0	3- 0			
1- 1	0- 0	0- 0	AWAY	0- 0	0- 1	1- 0			
2- 1	0- 0	0- 1	NEUTRAL	1- 0	0- 0	1- 0			
5- 3	0- 1	1- 1	CONFERENCE	1- 1	1- 0	2- 0			
3- 1	0- 0	1- 0	HOME	0- 1	1- 0	1- 0			
2- 2	0- 1	0- 1	AWAY	1- 0	0- 0	1- 0			
0- 0	0- 0	0- 0	NEUTRAL	0- 0	0- 0	0- 0			

RPI 1-25				RPI 26-50				RPI 51-100				Team's RPI: 55	RPI 101+			
RPI	S	Opponent	Score	RPI	S	Opponent	Score	RPI	S	Opponent	Score		RPI	S	Opponent	Score
3	H	UConn	78 92	30	H	Creighton	82 70	66	N	Vanderbilt	69 65		113	A	Lehigh	68 75
13	A	DePaul	68 85	40	A	Marquette	60 81	84	H	Villanova	55 61		116	H	VCU	53 33
21	H	Princeton	76 78	46	N	Georgia Tech	54 79	100	A	Butler	67 62		127	H	Providence	97 55
													175	N	Saint Joseph's	55 39
													206	A	Iona	89 37
													211	A	Xavier	83 61
													225	H	Lafayette	74 50
													235	H	Fairfield	74 44
													236	H	Georgetown	79 60
													270	H	Sacred Heart	95 69
LAST 10 Division I																
127	H	Providence	97 55	84	H	Villanova	55 61									
30	H	Creighton	82 70	211	A	Xavier	83 61									
40	A	Marquette	60 81	100	A	Butler	67 62									
13	A	DePaul	68 85	225	H	Lafayette	74 50									
236	H	Georgetown	79 60	206	A	Iona	89 37									

Non-Div I Games:





Seton Hall

Average RPI Win: 303	WON-LOST	WINNING	LAST 10	STRENGTH OF	OPP. STRENGTH	TEAM	ADJ.	CONF.	ADJ CONF.
Average RPI Loss: 193	RECORD	PCT. RANK	GAMES	SCHEDULE	OF SCHEDULE	RPI	RPI	RPI	RPI
DIV. I ONLY	4- 13	299	2-8	230	349	308	308	25	25
DIV. I NON-CONF.	2- 7	288	0-2	111	348	296	296	25	25
TOTALS	RPI 1-25	RPI 26-50	W-L RECORDS	RPI 51-100	RPI 101-150	RPI 150+			
4- 13	0- 0	0- 0	OVERALL	0- 2	0- 3	4- 8			
3- 4	0- 0	0- 0	HOME	0- 0	0- 0	3- 4			
1- 9	0- 0	0- 0	AWAY	0- 2	0- 3	1- 4			
0- 0	0- 0	0- 0	NEUTRAL	0- 0	0- 0	0- 0			
2- 7	0- 0	0- 0	NON-CONFERENCE	0- 1	0- 3	2- 3			
2- 1	0- 0	0- 0	HOME	0- 0	0- 0	2- 1			
0- 6	0- 0	0- 0	AWAY	0- 1	0- 3	0- 2			
0- 0	0- 0	0- 0	NEUTRAL	0- 0	0- 0	0- 0			
2- 6	0- 0	0- 0	CONFERENCE	0- 1	0- 0	2- 5			
1- 3	0- 0	0- 0	HOME	0- 0	0- 0	1- 3			
1- 3	0- 0	0- 0	AWAY	0- 1	0- 0	1- 2			
0- 0	0- 0	0- 0	NEUTRAL	0- 0	0- 0	0- 0			

RPI 1-25			RPI 26-50			RPI 51-100			RPI 101+			Team's RPI: 308
RPI	S	Opponent	Score	RPI	S	Opponent	Score	RPI	S	Opponent	Score	
						92  Colgate	51  88	121  Penn		44  92		
						96  Rider	66  70	134  Massachusetts		55  61		
								142  Harvard		51  68		
								176  Fla. Atlantic		39  83		
								192  Binghamton		62  89		
								198  Quinnipiac		52  66		
								219  Manhattan		50  80		
								227  Niagara		61  68		
								235  Fairfield		35  65		
								270  Sacred Heart		68 57		
								294  Monmouth		51 39		
								319  Albany (NY)		52 46		
								330  Canisius		68 63		
								339  Fairleigh Dickinson		58  67		
								342  Saint Peter's		83  87		
LAST 10 Division I												
294  Monmouth		51 39	342  Saint Peter's		83  87							
96  Rider		66  70	198  Quinnipiac		52  66							
219  Manhattan		50  80	235  Fairfield		35  65							
330  Canisius		68 63	339  Fairleigh Dickinson		58  67							
227  Niagara		61  68	134  Massachusetts		55  61							

Non-Div I Games:

Siena

 Loss,
  Non-Conf,
  S Site,
  H Home
  A Away
 N Neutral

South Alabama

Through Games Of Jan. 24, 2020

Average RPI Win:	263	WON-LOST	WINNING	LAST 10	STRENGTH OF	OPP. STRENGTH	TEAM	ADJ.	CONF.	ADJ CONF.
Average RPI Loss:	134	RECORD	PCT. RANK	GAMES	SCHEDULE	OF SCHEDULE	RPI	RPI	RPI	RPI
DIV. I ONLY	7- 10	219	5-5	239	187	253	253	22	22	
DIV. I NON-CONF.	3- 7	252	1-2	212	90	278	278	21	21	
TOTALS	RPI 1-25	RPI 26-50	W-L RECORDS	RPI 51-100	RPI 101-150	RPI 150+				
7- 10	0- 0	0- 1	OVERALL	0- 1	1- 5	6- 3				
4- 6	0- 0	0- 1	HOME	0- 1	0- 3	4- 1				
3- 4	0- 0	0- 0	AWAY	0- 0	1- 2	2- 2				
0- 0	0- 0	0- 0	NEUTRAL	0- 0	0- 0	0- 0				
3- 7	0- 0	0- 1	NON-CONFERENCE	0- 1	1- 2	2- 3				
2- 4	0- 0	0- 1	HOME	0- 1	0- 1	2- 1				
1- 3	0- 0	0- 0	AWAY	0- 0	1- 1	0- 2				
0- 0	0- 0	0- 0	NEUTRAL	0- 0	0- 0	0- 0				
4- 3	0- 0	0- 0	CONFERENCE	0- 0	0- 3	4- 0				
2- 2	0- 0	0- 0	HOME	0- 0	0- 2	2- 0				
2- 1	0- 0	0- 0	AWAY	0- 0	0- 1	2- 0				
0- 0	0- 0	0- 0	NEUTRAL	0- 0	0- 0	0- 0				

RPI 1-25				RPI 26-50				RPI 51-100				RPI 101+				Team's RPI: 253	
RPI	S	Opponent	Score	RPI	S	Opponent	Score	RPI	S	Opponent	Score	RPI	S	Opponent	Score		
				38	H	Rutgers	56 77	69	H	Alabama	62 74	104	H	Coastal Caro.	62 71		
												105	H	UT Arlington	45 68		
												128	A	Tulane	62 53		
												129	A	Louisiana	68 73		
												132	A	UAB	61 77		
												145	H	Auburn	62 82		
												151	H	A&M-Corpus Christi	83 82		
												190	A	Southern Miss.	55 62		
												194	H	Miami (OH)	73 76		
												233	A	ETSU	60 65		
												267	H	Appalachian St.	81 66		
												297	A	Ga. Southern	71 65		
												317	A	Georgia St.	81 64		
												334	H	Tennessee St.	70 48		
												347	H	La.-Monroe	72 63		
LAST 10 Division I																	
				105	H	UT Arlington	45 68	104	H	Coastal Caro.	62 71						
				297	A	Ga. Southern	71 65	267	H	Appalachian St.	81 66						
				317	A	Georgia St.	81 64	233	A	ETSU	60 65						
				347	H	La.-Monroe	72 63	190	A	Southern Miss.	55 62						
				129	A	Louisiana	68 73	128	A	Tulane	62 53						

Non-Div I Games: William Carey 68 52 Mobile 103 59

South Alabama

Loss, Non-Conf, S Site, H Home A Away N Neutral

South Carolina

Through Games Of Jan. 24, 2020

Average RPI Win:	101	WON-LOST	WINNING	LAST 10	STRENGTH OF	OPP. STRENGTH	TEAM	ADJ.	CONF.	ADJ CONF.
Average RPI Loss:	14	RECORD	PCT. RANK	GAMES	SCHEDULE	OF SCHEDULE	RPI	RPI	RPI	RPI
DIV. I ONLY	18- 1	3	10-0	15	3	1	1	4	4	
DIV. I NON-CONF.	12- 1	9	4-0	44	9	6	6	5	5	

TOTALS	RPI 1-25	RPI 26-50	W-L RECORDS	RPI 51-100	RPI 101-150	RPI 150+
18- 1	5- 1	4- 0	OVERALL	4- 0	1- 0	4- 0
9- 0	3- 0	3- 0	HOME	0- 0	0- 0	3- 0
7- 0	1- 0	1- 0	AWAY	3- 0	1- 0	1- 0
2- 1	1- 1	0- 0	NEUTRAL	1- 0	0- 0	0- 0
12- 1	3- 1	3- 0	NON-CONFERENCE	2- 0	0- 0	4- 0
6- 0	1- 0	2- 0	HOME	0- 0	0- 0	3- 0
4- 0	1- 0	1- 0	AWAY	1- 0	0- 0	1- 0
2- 1	1- 1	0- 0	NEUTRAL	1- 0	0- 0	0- 0
6- 0	2- 0	1- 0	CONFERENCE	2- 0	1- 0	0- 0
3- 0	2- 0	1- 0	HOME	0- 0	0- 0	0- 0
3- 0	0- 0	0- 0	AWAY	2- 0	1- 0	0- 0
0- 0	0- 0	0- 0	NEUTRAL	0- 0	0- 0	0- 0

RPI S	Opponent	Score	RPI S	Opponent	Score	RPI S	Opponent	Score	RPI S	Opponent	Score
11 N	Baylor	74 59	41 H	Duke	89 46	66 A	Vanderbilt	93 57	149 A	Missouri	78 45
12 H	Mississippi St.	81 79	43 H	South Dakota	73 60	69 A	Alabama	93 78	179 A	Clemson	84 48
14 N	Indiana	57 71	47 A	Temple	78 71	86 N	Washington St.	68 53	267 H	Appalachian St.	92 50
17 A	Maryland	63 54	48 H	Arkansas	91 82	88 A	Dayton	75 49	309 H	Alabama St.	103 43
20 H	Kentucky	99 72							336 H	USC Upstate	112 32
24 H	Purdue	85 49									
LAST 10 Division I											
12 H	Mississippi St.	81 79	20 H	Kentucky	99 72						
149 A	Missouri	78 45	43 H	South Dakota	73 60						
66 A	Vanderbilt	93 57	41 H	Duke	89 46						
48 H	Arkansas	91 82	24 H	Purdue	85 49						
69 A	Alabama	93 78	47 A	Temple	78 71						

Non-Div I Games:

South Carolina

Loss, Non-Conf, S Site, H Home A Away N Neutral

Season Carolina Bait				Through Games Of Jan. 11, 1910						
Average RPI Win:	333	WON-LOST	WINNING	LAST 10	STRENGTH OF	OPP. STRENGTH	TEAM	ADJ.	CONF.	ADJ CONF.
Average RPI Loss:	253	RECORD	PCT. RANK	GAMES	SCHEDULE	OF SCHEDULE	RPI	RPI	RPI	RPI
DIV. I ONLY	3- 15	321	2-8	349	346	349	349	30	30	
DIV. I NON-CONF.	1- 12	335	0-5	328	343	346	346	31	31	
TOTALS	RPI 1-25	RPI 26-50	W-L RECORDS	RPI 51-100	RPI 101-150	RPI 150+				
3- 15	0- 0	0- 0	OVERALL	0- 0	0- 1	3- 14				
1- 6	0- 0	0- 0	HOME	0- 0	0- 0	1- 6				
2- 8	0- 0	0- 0	AWAY	0- 0	0- 1	2- 7				
0- 1	0- 0	0- 0	NEUTRAL	0- 0	0- 0	0- 1				
1- 12	0- 0	0- 0	NON-CONFERENCE	0- 0	0- 1	1- 11				
0- 5	0- 0	0- 0	HOME	0- 0	0- 0	0- 5				
1- 6	0- 0	0- 0	AWAY	0- 0	0- 1	1- 5				
0- 1	0- 0	0- 0	NEUTRAL	0- 0	0- 0	0- 1				
2- 3	0- 0	0- 0	CONFERENCE	0- 0	0- 0	2- 3				
1- 1	0- 0	0- 0	HOME	0- 0	0- 0	1- 1				
1- 2	0- 0	0- 0	AWAY	0- 0	0- 0	1- 2				
0- 0	0- 0	0- 0	NEUTRAL	0- 0	0- 0	0- 0				

RPI 1-25				RPI 26-50				RPI 51-100				RPI 101+				Team's RPI: 349	
RPI	S	Opponent	Score	RPI	S	Opponent	Score	RPI	S	Opponent	Score	RPI	S	Opponent	Score		
												104	A	Coastal Caro.	44	85	
												161	N	North Ala.	46	99	
												182	A	UNLV	57	66	
												207	H	North Dakota	53	95	
												240	A	Howard	47	78	
												244	A	UNCW	46	84	
												248	A	UNC Asheville	51	82	
												249	H	Col. of Charleston	55	76	
												254	H	Radford	45	60	
												269	A	Morgan St.	47	77	
												302	H	Presbyterian	49	70	
												317	A	Georgia St.	52	77	
												322	H	UMES	60	55	
												329	H	Mercer	55	66	
												333	A	Charleston So.	81	75	
												336	A	USC Upstate	47	58	
												343	A	Coppin St.	71	60	
												350	H	Florida A&M	39	44	
EAST 10 Division I																	
				322	H	UMES	60 55	104	A	Coastal Caro.	44	85					
				350	H	Florida A&M	39 44	161	N	North Ala.	46	99					
				240	A	Howard	47 78	317	A	Georgia St.	52	77					
				269	A	Morgan St.	47 77	336	A	USC Upstate	47	58					
				343	A	Coppin St.	71 60	248	A	UNC Asheville	51	82					

Non-Div I Games:

South Carolina St.

Loss, Non-Conf, S Site, H Home A Away N Neutral

South Dakota

Through Games Of Jan. 24, 2020

Average RPI Win:	186	WON-LOST	WINNING	LAST 10	STRENGTH OF	OPP. STRENGTH	TEAM	ADJ.	CONF.	ADJ CONF.
Average RPI Loss:	4	RECORD	PCT. RANK	GAMES	SCHEDULE	OF SCHEDULE	RPI	RPI	RPI	RPI
DIV. I ONLY	17- 2	11	9-1	236	38	43	43	18	18	
DIV. I NON-CONF.	10- 2	30	2-1	96	3	24	24	19	19	
TOTALS	RPI 1-25	RPI 26-50	W-L RECORDS	RPI 51-100	RPI 101-150	RPI 150+				
17- 2	0- 2	3- 0	OVERALL	1- 0	3- 0	10- 0				
9- 1	0- 1	2- 0	HOME	1- 0	1- 0	5- 0				
6- 1	0- 1	0- 0	AWAY	0- 0	2- 0	4- 0				
2- 0	0- 0	1- 0	NEUTRAL	0- 0	0- 0	1- 0				
10- 2	0- 2	3- 0	NON-CONFERENCE	0- 0	3- 0	4- 0				
5- 1	0- 1	2- 0	HOME	0- 0	1- 0	2- 0				
3- 1	0- 1	0- 0	AWAY	0- 0	2- 0	1- 0				
2- 0	0- 0	1- 0	NEUTRAL	0- 0	0- 0	1- 0				
7- 0	0- 0	0- 0	CONFERENCE	1- 0	0- 0	6- 0				
4- 0	0- 0	0- 0	HOME	1- 0	0- 0	3- 0				
3- 0	0- 0	0- 0	AWAY	0- 0	0- 0	3- 0				
0- 0	0- 0	0- 0	NEUTRAL	0- 0	0- 0	0- 0				

RPI 1-25				RPI 26-50				Team's RPI: 43				RPI 51-100				RPI 101+			
RPI	S	Opponent	Score	RPI	S	Opponent	Score	RPI	S	Opponent	Score	RPI	S	Opponent	Score	RPI	S	Opponent	Score
1	A	South Carolina	60 73	28	N	Ohio St.	68 53	87	H	South Dakota St.	83 48	106	A	Utah	84 81				
7	H	Missouri St.	66 74	30	H	Creighton	72 65					147	A	Northeastern	80 76				
				31	H	Drake	102 94					149	H	Missouri	72 56				
												165	A	Green Bay	66 60				
												186	H	Montana	96 64				
												193	N	Northern Ill.	91 48				
												199	A	Western Ill.	96 65				
												273	H	Denver	104 61				
												285	H	Omaha	77 44				
												291	A	North Dakota St.	80 36				
												325	A	Purdue Fort Wayne	62 41				
												325	H	Purdue Fort Wayne	79 25				
												343	H	Coppin St.	82 44				
LAST 10 Division I																			
325	H	Purdue Fort Wayne	79 25	325	A	Purdue Fort Wayne	62 41												
87	H	South Dakota St.	83 48	199	A	Western Ill.	96 65												
291	A	North Dakota St.	80 36	1	A	South Carolina	60 73												
285	H	Omaha	77 44	186	H	Montana	96 64												
273	H	Denver	104 61	343	H	Coppin St.	82 44												

Non-Div I Games: Mt. Marty 110 39

South Dakota

Loss, Non-Conf, S Site, H Home A Away N Neutral

Average RPI Win:	221	WON-LOST	WINNING	LAST 10	STRENGTH OF	OPP. STRENGTH	TEAM	ADJ.	CONF.	ADJ CONF.
Average RPI Loss:	29	RECORD	PCT. RANK	GAMES	SCHEDULE	OF SCHEDULE	RPI	RPI	RPI	RPI
DIV. I ONLY	14- 7	72	8-2	142	82	87	87	18	18	
DIV. I NON-CONF.	7- 6	161	1-1	60	11	86	86	19	19	
TOTALS	RPI 1-25	RPI 26-50	W-L RECORDS	RPI 51-100	RPI 101-150	RPI 150+				
14- 7	0- 2	0- 5	OVERALL	1- 0	2- 0	11- 0				
8- 2	0- 1	0- 1	HOME	0- 0	1- 0	7- 0				
4- 4	0- 1	0- 3	AWAY	0- 0	0- 0	4- 0				
2- 1	0- 0	0- 1	NEUTRAL	1- 0	1- 0	0- 0				
7- 6	0- 2	0- 4	NON-CONFERENCE	1- 0	2- 0	4- 0				
4- 2	0- 1	0- 1	HOME	0- 0	1- 0	3- 0				
1- 3	0- 1	0- 2	AWAY	0- 0	0- 0	1- 0				
2- 1	0- 0	0- 1	NEUTRAL	1- 0	1- 0	0- 0				
7- 1	0- 0	0- 1	CONFERENCE	0- 0	0- 0	7- 0				
4- 0	0- 0	0- 0	HOME	0- 0	0- 0	4- 0				
3- 1	0- 0	0- 1	AWAY	0- 0	0- 0	3- 0				
0- 0	0- 0	0- 0	NEUTRAL	0- 0	0- 0	0- 0				

RPI 1-25				RPI 26-50				RPI 51-100 Team's RPI: 87				RPI 101+			
RPI	S	Opponent	Score	RPI	S	Opponent	Score	RPI	S	Opponent	Score	RPI	S	Opponent	Score
6	A	Oregon	56 95	29	N	FGCU	70 71	81	N	South Fla.	61 50	119	N	Notre Dame	65 59
22	H	Central Mich.	74 79	30	A	Creighton	48 61					123	H	Montana St.	60 50
				31	A	Drake	67 74					165	A	Green Bay	60 55
				40	H	Marquette	58 65					199	H	Western Ill.	75 45
				43	A	South Dakota	48 83					207	H	North Dakota	99 64
												209	H	Chattanooga	71 56
												217	H	Wyoming	67 40
												258	H	Oral Roberts	58 44
												273	A	Denver	86 79
												285	A	Omaha	68 51
												291	H	North Dakota St.	60 52
												325	A	Purdue Fort Wayne	100 69
												343	H	Coppin St.	94 41
LAST 10 Division I															
291	H	North Dakota St.	60 52	199	H	Western Ill.	75 45								
43	A	South Dakota	48 83	258	H	Oral Roberts	58 44								
207	H	North Dakota	99 64	285	A	Omaha	68 51								
325	A	Purdue Fort Wayne	100 69	165	A	Green Bay	60 55								
273	A	Denver	86 79	40	H	Marquette	58 65								

Non-Div I Games: Dakota Wesleyan 77 46

South Dakota St.

Average RPI Win:	181	WON-LOST	WINNING	LAST 10	STRENGTH OF	OPP. STRENGTH	TEAM	ADJ.	CONF.	ADJ CONF.
Average RPI Loss:	69	RECORD	PCT. RANK	GAMES	SCHEDULE	OF SCHEDULE	RPI	RPI	RPI	RPI
DIV. I ONLY	11- 8	130	6-4	39	96	81	81	9	9	
DIV. I NON-CONF.	8- 6	138	3-2	41	148	98	98	8	8	
TOTALS	RPI 1-25	RPI 26-50	W-L RECORDS	RPI 51-100	RPI 101-150	RPI 150+				
11- 8	0- 2	1- 2	OVERALL	0- 2	4- 1	6- 1				
9- 1	0- 0	1- 0	HOME	0- 1	3- 0	5- 0				
2- 3	0- 1	0- 1	AWAY	0- 0	1- 0	1- 1				
0- 4	0- 1	0- 1	NEUTRAL	0- 1	0- 1	0- 0				
8- 6	0- 2	1- 1	NON-CONFERENCE	0- 1	2- 1	5- 1				
8- 0	0- 0	1- 0	HOME	0- 0	2- 0	5- 0				
0- 2	0- 1	0- 0	AWAY	0- 0	0- 0	0- 1				
0- 4	0- 1	0- 1	NEUTRAL	0- 1	0- 1	0- 0				
3- 2	0- 0	0- 1	CONFERENCE	0- 1	2- 0	1- 0				
1- 1	0- 0	0- 0	HOME	0- 1	1- 0	0- 0				
2- 1	0- 0	0- 1	AWAY	0- 0	1- 0	1- 0				
0- 0	0- 0	0- 0	NEUTRAL	0- 0	0- 0	0- 0				

RPI	S	Opponent	Score	RPI	S	Opponent	Score	RPI	S	Opponent	Score	RPI	S	Opponent	Score
11	A	Baylor	46 58	29	N	FGCU	77 81	61	H	UCF	57 64	114	H	Cincinnati	76 68
12	N	Mississippi St.	61 86	44	H	Texas	64 57	87	N	South Dakota St.	50 61	116	H	VCU	77 55
				47	A	Temple	66 69					119	N	Notre Dame	51 67
												120	H	Idaho	67 64
												148	A	Wichita St.	56 50
												182	A	UNLV	51 61
												205	A	Tulsa	68 52
												224	H	Brown	70 60
												229	H	Saint Francis (PA)	62 23
												239	H	Jacksonville	70 39
												240	H	Howard	82 53
												309	H	Alabama St.	80 29
LAST 10 Division I															
148	A	Wichita St.	56 50	224	H	Brown	70 60	182	A	UNLV	51 61	12	N	Mississippi St.	61 86
61	H	UCF	57 64	120	H	Idaho	67 64	309	H	Alabama St.	80 29				
47	A	Temple	66 69												
205	A	Tulsa	68 52												
114	H	Cincinnati	76 68												

Non-Div I Games:

South Fla.

■ Loss,
 ■ Non-Conf,
 ■ S Site,
 ■ Home
 ■ A Away
 N Neutral

RPI 1-25				RPI 26-50				RPI 51-100				RPI 101+				Team's RPI: 177	
RPI	S	Opponent	Score	RPI	S	Opponent	Score	RPI	S	Opponent	Score	RPI	S	Opponent	Score		
								76	H	Southern Ill.	79 65	109	A	Saint Louis	61	76	
								79	H	Belmont	45 57	172	A	Austin Peay	79	66	
												172	H	Austin Peay	81	43	
												180	A	Eastern Mich.	64	69	
												199	A	Western Ill.	91	97	
												215	A	Murray St.	62	70	
												215	H	Murray St.	88	73	
												241	A	Arkansas St.	79	67	
												262	A	Indiana St.	68	58	
												280	A	Ole Miss	70	53	
												325	A	Purdue Fort Wayne	58	48	
												326	H	Evansville	83	60	
												327	A	SIUE	66	56	
												334	H	Tennessee St.	83	54	
EAST 10 Division I																	
				327	A	SIUE	66 56	215	A	Murray St.	62 70						
				215	H	Murray St.	88 73	172	A	Austin Peay	79 66						
				172	H	Austin Peay	81 43	262	A	Indiana St.	68 58						
				334	H	Tennessee St.	83 54	199	A	Western Ill.	91 97						
				79	H	Belmont	45 57	280	A	Ole Miss	70 53						

Non-Div I Games:	Harris-Stowe	106	64	Mo.-St. Louis	70	56
------------------	--------------	-----	----	---------------	----	----

Southeastern La.

Through Games Of Jan. 24, 2020

Average RPI Win:	260	WON-LOST	WINNING	LAST 10	STRENGTH OF	OPP. STRENGTH	TEAM	ADJ.	CONF.	ADJ CONF.
Average RPI Loss:	156	RECORD	PCT. RANK	GAMES	SCHEDULE	OF SCHEDULE	RPI	RPI	RPI	RPI
DIV. I ONLY	5- 11	269	3-7	188	276	245	245	23	23	
DIV. I NON-CONF.	2- 6	279	0-2	146	227	218	218	22	22	
TOTALS	RPI 1-25	RPI 26-50	W-L RECORDS	RPI 51-100	RPI 101-150	RPI 150+				
5- 11	0- 1	0- 0	OVERALL	0- 2	0- 2	5- 6				
2- 3	0- 0	0- 0	HOME	0- 0	0- 0	2- 3				
3- 8	0- 1	0- 0	AWAY	0- 2	0- 2	3- 3				
0- 0	0- 0	0- 0	NEUTRAL	0- 0	0- 0	0- 0				
2- 6	0- 1	0- 0	NON-CONFERENCE	0- 1	0- 1	2- 3				
1- 0	0- 0	0- 0	HOME	0- 0	0- 0	1- 0				
1- 6	0- 1	0- 0	AWAY	0- 1	0- 1	1- 3				
0- 0	0- 0	0- 0	NEUTRAL	0- 0	0- 0	0- 0				
3- 5	0- 0	0- 0	CONFERENCE	0- 1	0- 1	3- 3				
1- 3	0- 0	0- 0	HOME	0- 0	0- 0	1- 3				
2- 2	0- 0	0- 0	AWAY	0- 1	0- 1	2- 0				
0- 0	0- 0	0- 0	NEUTRAL	0- 0	0- 0	0- 0				

RPI 1-25				RPI 26-50				RPI 51-100				RPI 101+ Team's RPI: 245			
RPI	S	Opponent	Score	RPI	S	Opponent	Score	RPI	S	Opponent	Score	RPI	S	Opponent	Score
23	A	LSU	52 62					69	A	Alabama	50 87	129	A	Louisiana	50 60
								89	A	Abilene Christian	53 61	150	A	SFA	51 77
												151	H	A&M-Corpus Christi	48 44
												159	A	Houston	65 78
												160	H	Sam Houston St.	69 84
												162	H	Jackson St.	63 59
												190	A	Southern Miss.	54 62
												213	H	Lamar University	57 65
												237	A	Louisiana Tech	78 92
												293	H	Nicholls St.	65 67
												315	A	Houston Baptist	69 59
												324	A	McNeese	74 67
												347	A	La.-Monroe	65 52
LAST 10 Division I															
324	A	McNeese	74 67	150	A	SFA	51 77								
89	A	Abilene Christian	53 61	69	A	Alabama	50 87								
293	H	Nicholls St.	65 67	315	A	Houston Baptist	69 59								
160	H	Sam Houston St.	69 84	213	H	Lamar University	57 65								
151	H	A&M-Corpus Christi	48 44	237	A	Louisiana Tech	78 92								

Non-Div I Games: LSU-Alexandria 89 67

Southeastern La.

■ Loss,
 ■ Non-Conf, S Site,
 ■ Home
 ■ Away
 N Neutral

Average RPI Win:	177	WON-LOST	WINNING	LAST 10	STRENGTH OF	OPP. STRENGTH	TEAM	ADJ.	CONF.	ADJ CONF.
Average RPI Loss:	73	RECORD	PCT. RANK	GAMES	SCHEDULE	OF SCHEDULE	RPI	RPI	RPI	RPI
DIV. I ONLY	10- 8	147	5-5	32	71	77	77	1	1	
DIV. I NON-CONF.	8- 3	68	3-0	183	150	94	94	1	1	
TOTALS	RPI 1-25	RPI 26-50	W-L RECORDS	RPI 51-100	RPI 101-150	RPI 150+				
10- 8	1- 2	1- 3	OVERALL	2- 1	0- 1	6- 1				
7- 3	1- 1	1- 2	HOME	1- 0	0- 0	4- 0				
2- 4	0- 1	0- 1	AWAY	0- 0	0- 1	2- 1				
1- 1	0- 0	0- 0	NEUTRAL	1- 1	0- 0	0- 0				
8- 3	0- 1	1- 0	NON-CONFERENCE	1- 1	0- 0	6- 1				
5- 1	0- 1	1- 0	HOME	0- 0	0- 0	4- 0				
2- 1	0- 0	0- 0	AWAY	0- 0	0- 0	2- 1				
1- 1	0- 0	0- 0	NEUTRAL	1- 1	0- 0	0- 0				
2- 5	1- 1	0- 3	CONFERENCE	1- 0	0- 1	0- 0				
2- 2	1- 0	0- 2	HOME	1- 0	0- 0	0- 0				
0- 3	0- 1	0- 1	AWAY	0- 0	0- 1	0- 0				
0- 0	0- 0	0- 0	NEUTRAL	0- 0	0- 0	0- 0				

RPI	S	Opponent	Score	RPI	S	Opponent	Score	RPI	S	Opponent	Score	RPI	S	Opponent	Score
8	A	UCLA	59 83	27	H	Arizona St.	54 63	60	N	Nebraska	54 67	106	A	Utah	65 67
8	H	UCLA	70 68	34	H	Virginia	59 49	69	N	Alabama	60 57	182	H	UNLV	75 54
16	H	Texas A&M	64 74	36	H	Arizona	57 65	86	H	Washington St.	74 63	250	A	CSUN	69 53
				42	A	Colorado	53 66					261	A	UC Riverside	76 59
												266	H	Long Beach St.	57 40
												282	H	Nevada	50 47
												289	A	UC Santa Barbara	46 57
												328	H	UTRGV	80 43
LAST 10 Division I															
				86	H	Washington St.	74 63	36	H	Arizona	57 65				
				8	H	UCLA	70 68	8	A	UCLA	59 83				
				106	A	Utah	65 67	266	H	Long Beach St.	57 40				
				42	A	Colorado	53 66	282	H	Nevada	50 47				
				27	H	Arizona St.	54 63	328	H	UTRGV	80 43				

Non-Div I Games:

Southern California

■ Loss,
 ■ Non-Conf,
 ■ S Site,
 ■ Home
 ■ Away
 N Neutral

Average RPI Win:	177	WON-LOST	WINNING	LAST 10	STRENGTH OF	OPP. STRENGTH	TEAM	ADJ.	CONF.	ADJ CONF.
Average RPI Loss:	97	RECORD	PCT. RANK	GAMES	SCHEDULE	OF SCHEDULE	RPI	RPI	RPI	RPI
DIV. I ONLY	11- 6	91	6-4	85	148	76	76	7	7	
DIV. I NON-CONF.	8- 3	68	3-1	150	231	73	73	7	7	
TOTALS	RPI 1-25	RPI 26-50	W-L RECORDS	RPI 51-100	RPI 101-150	RPI 150+				
11- 6	1- 0	0- 1	OVERALL	1- 2	2- 1	7- 2				
5- 3	1- 0	0- 1	HOME	1- 1	2- 0	1- 1				
5- 3	0- 0	0- 0	AWAY	0- 1	0- 1	5- 1				
1- 0	0- 0	0- 0	NEUTRAL	0- 0	0- 0	1- 0				
8- 3	0- 0	0- 0	NON-CONFERENCE	1- 1	2- 0	5- 2				
4- 1	0- 0	0- 0	HOME	1- 0	2- 0	1- 1				
3- 2	0- 0	0- 0	AWAY	0- 1	0- 0	3- 1				
1- 0	0- 0	0- 0	NEUTRAL	0- 0	0- 0	1- 0				
3- 3	1- 0	0- 1	CONFERENCE	0- 1	0- 1	2- 0				
1- 2	1- 0	0- 1	HOME	0- 1	0- 0	0- 0				
2- 1	0- 0	0- 0	AWAY	0- 0	0- 1	2- 0				
0- 0	0- 0	0- 0	NEUTRAL	0- 0	0- 0	0- 0				

RPI 1-25			RPI 26-50			RPI 51-100			Team's RPI: 76	RPI 101+		
RPI	S	Opponent	Score	RPI	S	Opponent	Score	RPI	S	Opponent	Score	
7	H	Missouri St.	70 68	31	H	Drake	65 73	52	H	UNI	57 60	102 A Loyola Chicago 49 51
								53	A	IUPUI	78 81	109 H Saint Louis 61 53
								83	H	UT Martin	70 59	141 H Tennessee Tech 76 65
												164 H Memphis 66 70
												166 A Valparaiso 67 51
												177 A Southeast Mo. St. 65 79
												180 A Eastern Mich. 85 54
												193 A Northern Ill. 80 61
												199 N Western Ill. 79 65
												215 H Murray St. 76 66
												326 A Evansville 70 57
												327 A SIUE 103 67
LAST 10 Division I												
326	A	Evansville	70 57	166	A	Valparaiso	67 51					
7	H	Missouri St.	70 68	193	A	Northern Ill.	80 61					
31	H	Drake	65 73	199	N	Western Ill.	79 65					
52	H	UNI	57 60	215	H	Murray St.	76 66					
102	A	Loyola Chicago	49 51	177	A	Southeast Mo. St.	65 79					

Non-Div I Games:

Southern Ill.

Average RPI Win:	262	WON-LOST	WINNING	LAST 10	STRENGTH OF	OPP. STRENGTH	TEAM	ADJ.	CONF.	ADJ CONF.
Average RPI Loss:	125	RECORD	PCT. RANK	GAMES	SCHEDULE	OF SCHEDULE	RPI	RPI	RPI	RPI
DIV. I ONLY	9- 6	114	5-5	238	239	190	190	13	13	
DIV. I NON-CONF.	6- 3	90	2-2	286	235	181	181	13	13	
TOTALS	RPI 1-25	RPI 26-50	W-L RECORDS	RPI 51-100	RPI 101-150	RPI 150+				
9- 6	0- 1	0- 0	OVERALL	0- 1	1- 2	8- 2				
7- 3	0- 0	0- 0	HOME	0- 0	1- 2	6- 1				
2- 3	0- 1	0- 0	AWAY	0- 1	0- 0	2- 1				
0- 0	0- 0	0- 0	NEUTRAL	0- 0	0- 0	0- 0				
6- 3	0- 1	0- 0	NON-CONFERENCE	0- 0	1- 1	5- 1				
5- 1	0- 0	0- 0	HOME	0- 0	1- 1	4- 0				
1- 2	0- 1	0- 0	AWAY	0- 0	0- 0	1- 1				
0- 0	0- 0	0- 0	NEUTRAL	0- 0	0- 0	0- 0				
3- 3	0- 0	0- 0	CONFERENCE	0- 1	0- 1	3- 1				
2- 2	0- 0	0- 0	HOME	0- 0	0- 1	2- 1				
1- 1	0- 0	0- 0	AWAY	0- 1	0- 0	1- 0				
0- 0	0- 0	0- 0	NEUTRAL	0- 0	0- 0	0- 0				

RPI S	Opponent	Score	RPI S	Opponent	Score	RPI S	Opponent	Score	RPI S	Opponent	Score	Team's RPI: 190
12	A Mississippi St.	58 91				99	A Rice	64 75	116	H VCU	51 39	
									128	H Tulane	58 62	
									132	H UAB	68 74	
									159	A Houston	60 75	
									218	H UTEP	72 89	
									228	A North Texas	65 57	
									237	H Louisiana Tech	66 60	
									245	H Southeastern La.	62 54	
									253	H South Alabama	62 55	
									280	H Ole Miss	59 53	
									304	H UTSA	82 65	
									347	A La.-Monroe	57 42	
									351	H Mississippi Val.	84 80	
LAST 10 Division I												
132	H UAB	68 74	237	H Louisiana Tech	66 60							
99	A Rice	64 75	159	A Houston	60 75							
228	A North Texas	65 57	253	H South Alabama	62 55							
304	H UTSA	82 65	128	H Tulane	58 62							
218	H UTEP	72 89	116	H VCU	51 39							

Non-Div I Games: Faulkner 71 59 William Carey 77 47

Southern Miss.

Loss, Non-Conf, S Site, H Home A Away N Neutral

Average RPI Win:	324	WON-LOST	WINNING	LAST 10	STRENGTH OF	OPP. STRENGTH	TEAM	ADJ.	CONF.	ADJ CONF.
Average RPI Loss:	100	RECORD	PCT. RANK	GAMES	SCHEDULE	OF SCHEDULE	RPI	RPI	RPI	RPI
DIV. I ONLY	4- 11	286	4-6	228	131	246	246	31	31	
DIV. I NON-CONF.	0- 9	338	0-4	18	35	251	251	28	28	
TOTALS	RPI 1-25	RPI 26-50	W-L RECORDS	RPI 51-100	RPI 101-150	RPI 150+				
4- 11	0- 0	0- 3	OVERALL	0- 4	0- 2	4- 2				
1- 1	0- 0	0- 0	HOME	0- 0	0- 0	1- 1				
3- 8	0- 0	0- 3	AWAY	0- 3	0- 2	3- 0				
0- 2	0- 0	0- 0	NEUTRAL	0- 1	0- 0	0- 1				
0- 9	0- 0	0- 3	NON-CONFERENCE	0- 3	0- 2	0- 1				
0- 0	0- 0	0- 0	HOME	0- 0	0- 0	0- 0				
0- 7	0- 0	0- 3	AWAY	0- 2	0- 2	0- 0				
0- 2	0- 0	0- 0	NEUTRAL	0- 1	0- 0	0- 1				
4- 2	0- 0	0- 0	CONFERENCE	0- 1	0- 0	4- 1				
1- 1	0- 0	0- 0	HOME	0- 0	0- 0	1- 1				
3- 1	0- 0	0- 0	AWAY	0- 1	0- 0	3- 0				
0- 0	0- 0	0- 0	NEUTRAL	0- 0	0- 0	0- 0				

RPI 1-25				RPI 26-50				RPI 51-100				RPI 101+				Team's RPI: 246	
RPI	S	Opponent	Score	RPI	S	Opponent	Score	RPI	S	Opponent	Score	RPI	S	Opponent	Score		
				35	A	Oklahoma St.	59 72	60	A	Nebraska	39 73	118	A	Fordham	52 65		
				38	A	Rutgers	58 78	64	A	Iowa St.	36 69	148	A	Wichita St.	63 69		
				44	A	Texas	39 93	86	N	Washington St.	54 69	162	H	Jackson St.	51 72		
								95	A	Texas Southern	56 61	248	N	UNC Asheville	34 53		
												300	A	Prairie View	68 48		
												307	A	Ark.-Pine Bluff	70 43		
												338	H	Grambling	81 57		
												351	A	Mississippi Val.	84 54		
LAST 10 Division I																	
				351	A	Mississippi Val.	84 54	95	A	Texas Southern	56 61						
				307	A	Ark.-Pine Bluff	70 43	248	N	UNC Asheville	34 53						
				162	H	Jackson St.	51 72	86	N	Washington St.	54 69						
				338	H	Grambling	81 57	35	A	Oklahoma St.	59 72						
				300	A	Prairie View	68 48	118	A	Fordham	52 65						

Non-Div I Games: Tougaloo 100 39 Wiley 78 55

Southern U.

Loss, Non-Conf, S Site, H Home A Away N Neutral

Southern Utah

Through Games Of Jan. 24, 2020

Average RPI Win:	249	WON-LOST	WINNING	LAST 10	STRENGTH OF	OPP. STRENGTH	TEAM	ADJ.	CONF.	ADJ CONF.
Average RPI Loss:	197	RECORD	PCT. RANK	GAMES	SCHEDULE	OF SCHEDULE	RPI	RPI	RPI	RPI
DIV. I ONLY	8- 7	161	5-5	254	291	191	191	19	19	
DIV. I NON-CONF.	6- 3	90	3-1	247	304	125	125	17	17	
TOTALS	RPI 1-25	RPI 26-50	W-L RECORDS	RPI 51-100	RPI 101-150	RPI 150+				
8- 7	0- 1	0- 0	OVERALL	0- 0	0- 1	8- 5				
7- 0	0- 0	0- 0	HOME	0- 0	0- 0	7- 0				
1- 7	0- 1	0- 0	AWAY	0- 0	0- 1	1- 5				
0- 0	0- 0	0- 0	NEUTRAL	0- 0	0- 0	0- 0				
6- 3	0- 1	0- 0	NON-CONFERENCE	0- 0	0- 0	6- 2				
5- 0	0- 0	0- 0	HOME	0- 0	0- 0	5- 0				
1- 3	0- 1	0- 0	AWAY	0- 0	0- 0	1- 2				
0- 0	0- 0	0- 0	NEUTRAL	0- 0	0- 0	0- 0				
2- 4	0- 0	0- 0	CONFERENCE	0- 0	0- 1	2- 3				
2- 0	0- 0	0- 0	HOME	0- 0	0- 0	2- 0				
0- 4	0- 0	0- 0	AWAY	0- 0	0- 1	0- 3				
0- 0	0- 0	0- 0	NEUTRAL	0- 0	0- 0	0- 0				

RPI 1-25				RPI 26-50				RPI 51-100				RPI 101+ Team's RPI: 191			
RPI	S	Opponent	Score	RPI	S	Opponent	Score	RPI	S	Opponent	Score	RPI	S	Opponent	Score
10	A	Oregon St.	45 95									123	A	Montana St.	65 91
												182	H	UNLV	72 68
												186	A	Montana	74 81
												200	H	Portland St.	71 58
												202	A	Northern Ariz.	76 84
												222	H	Cal St. Fullerton	79 63
												255	H	Idaho St.	72 65
												258	H	Oral Roberts	72 58
												261	H	UC Riverside	79 68
												265	A	Grand Canyon	65 69
												273	A	Denver	73 81
												290	H	UC Irvine	82 68
												318	A	Sacramento St.	82 87
												320	A	Utah Valley	71 58
LAST 10 Division I															
318	A	Sacramento St.	82 87	200	H	Portland St.	71 58								
202	A	Northern Ariz.	76 84	261	H	UC Riverside	79 68								
255	H	Idaho St.	72 65	273	A	Denver	73 81								
123	A	Montana St.	65 91	290	H	UC Irvine	82 68								
186	A	Montana	74 81	258	H	Oral Roberts	72 58								

Non-Div I Games:

Southern Utah

■ Loss,
 ■ Non-Conf,
 ■ S Site,
 ■ H Home
 ■ A Away
 N Neutral

St. Bonaventure

Through Games Of Jan. 24, 2020

Average RPI Win:	211	WON-LOST	WINNING	LAST 10	STRENGTH OF	OPP. STRENGTH	TEAM	ADJ.	CONF.	ADJ CONF.
Average RPI Loss:	150	RECORD	PCT. RANK	GAMES	SCHEDULE	OF SCHEDULE	RPI	RPI	RPI	RPI
DIV. I ONLY	4- 15	311	3-7	121	213	292	292	12	12	
DIV. I NON-CONF.	3- 10	282	2-2	116	275	287	287	12	12	
TOTALS	RPI 1-25	RPI 26-50	W-L RECORDS	RPI 51-100	RPI 101-150	RPI 150+				
4- 15	0- 0	0- 1	OVERALL	0- 2	1- 4	3- 8				
3- 7	0- 0	0- 1	HOME	0- 1	0- 1	3- 4				
0- 7	0- 0	0- 0	AWAY	0- 1	0- 3	0- 3				
1- 1	0- 0	0- 0	NEUTRAL	0- 0	1- 0	0- 1				
3- 10	0- 0	0- 1	NON-CONFERENCE	0- 2	1- 1	2- 6				
2- 5	0- 0	0- 1	HOME	0- 1	0- 0	2- 3				
0- 4	0- 0	0- 0	AWAY	0- 1	0- 1	0- 2				
1- 1	0- 0	0- 0	NEUTRAL	0- 0	1- 0	0- 1				
1- 5	0- 0	0- 0	CONFERENCE	0- 0	0- 3	1- 2				
1- 2	0- 0	0- 0	HOME	0- 0	0- 1	1- 1				
0- 3	0- 0	0- 0	AWAY	0- 0	0- 2	0- 1				
0- 0	0- 0	0- 0	NEUTRAL	0- 0	0- 0	0- 0				

RPI	S	Opponent	Score	RPI	S	Opponent	Score	RPI	S	Opponent	Score	RPI	S	Opponent	Score	Team's RPI: 292
49	H	St. John's (NY)	56 68	51	A	Bucknell	60 68	109	A	Saint Louis	51 72	110	A	Kent St.	58 81	
				78	H	Buffalo	36 46	118	A	Fordham	53 79	134	H	Massachusetts	52 62	
								143	N	Wright St.	57 56	154	H	Cornell	42 70	
								169	N	Saint Mary's (CA)	57 72	175	H	Saint Joseph's	60 61	
								183	H	Cleveland St.	62 65	187	H	Akron	54 63	
								192	A	Binghamton	67 78	204	H	George Mason	62 47	
								208	A	La Salle	61 67	227	H	Niagara	71 67	
								268	H	Oakland	80 66	330	A	Canisius	82 84	
LAST 10 Division I																
175	H	Saint Joseph's	60 61	118	A	Fordham	53 79									
208	A	La Salle	61 67	154	H	Cornell	42 70									
109	A	Saint Louis	51 72	169	N	Saint Mary's (CA)	57 72									
204	H	George Mason	62 47	143	N	Wright St.	57 56									
134	H	Massachusetts	52 62	268	H	Oakland	80 66									

Non-Div I Games:

St. Bonaventure

 Loss,
 Non-Conf,
 S Site,
 H Home
 A Away
N Neutral

St. Francis Brooklyn

Through Games Of Jan. 24, 2020

Average RPI Win:	309	WON-LOST	WINNING	LAST 10	STRENGTH OF	OPP. STRENGTH	TEAM	ADJ.	CONF.	ADJ CONF.
Average RPI Loss:	181	RECORD	PCT. RANK	GAMES	SCHEDULE	OF SCHEDULE	RPI	RPI	RPI	RPI
DIV. I ONLY	4- 12	292	2-8	268	300	306	306	29	29	
DIV. I NON-CONF.	3- 7	252	1-3	203	246	266	266	30	30	
TOTALS	RPI 1-25	RPI 26-50	W-L RECORDS	RPI 51-100	RPI 101-150	RPI 150+				
4- 12	0- 1	0- 1	OVERALL	0- 2	0- 2	4- 6				
3- 2	0- 0	0- 0	HOME	0- 1	0- 0	3- 1				
1- 8	0- 1	0- 1	AWAY	0- 1	0- 1	1- 4				
0- 2	0- 0	0- 0	NEUTRAL	0- 0	0- 1	0- 1				
3- 7	0- 1	0- 1	NON-CONFERENCE	0- 2	0- 1	3- 2				
2- 1	0- 0	0- 0	HOME	0- 1	0- 0	2- 0				
1- 4	0- 1	0- 1	AWAY	0- 1	0- 0	1- 1				
0- 2	0- 0	0- 0	NEUTRAL	0- 0	0- 1	0- 1				
1- 5	0- 0	0- 0	CONFERENCE	0- 0	0- 1	1- 4				
1- 1	0- 0	0- 0	HOME	0- 0	0- 0	1- 1				
0- 4	0- 0	0- 0	AWAY	0- 0	0- 1	0- 3				
0- 0	0- 0	0- 0	NEUTRAL	0- 0	0- 0	0- 0				

RPI 1-25				RPI 26-50				RPI 51-100				RPI 101+ Team's RPI: 306			
RPI	S	Opponent	Score	RPI	S	Opponent	Score	RPI	S	Opponent	Score	RPI	S	Opponent	Score
21	A	Princeton	44 76	40	A	Marquette	71 92	85	A	Boston College	69 106	115	N	Pacific	62 71
								94	H	Stony Brook	73 86	135	A	Robert Morris	44 69
												210	A	Mt. St. Mary's	60 69
												229	A	Saint Francis (PA)	72 82
												276	A	Wagner	66 74
												281	H	Army West Point	70 64
												286	H	Loyola Maryland	89 78
												297	N	Ga. Southern	47 78
												319	A	Albany (NY)	49 41
												335	A	NJIT	69 88
												339	H	Fairleigh Dickinson	57 62
												348	H	LIU Brooklyn	88 63
LAST 10 Division I															
210	A	Mt. St. Mary's	60 69	339	H	Fairleigh Dickinson	57 62								
276	A	Wagner	66 74	297	N	Ga. Southern	47 78								
135	A	Robert Morris	44 69	115	N	Pacific	62 71								
229	A	Saint Francis (PA)	72 82	319	A	Albany (NY)	49 41								
348	H	LIU Brooklyn	88 63	21	A	Princeton	44 76								

Non-Div I Games: East Stroudsburg 84 62

St. Francis Brooklyn

Loss, Non-Conf, S Site, H Home A Away N Neutral

Average RPI Win:	165	WON-LOST	WINNING	LAST 10	STRENGTH OF	OPP. STRENGTH	TEAM	ADJ.	CONF.	ADJ CONF.
Average RPI Loss:	62	RECORD	PCT. RANK	GAMES	SCHEDULE	OF SCHEDULE	RPI	RPI	RPI	RPI
DIV. I ONLY	12- 7	100	6-4	46	78	49	49	6	6	
DIV. I NON-CONF.	7- 4	100	1-1	32	176	44	44	6	6	
TOTALS	RPI 1-25	RPI 26-50	W-L RECORDS	RPI 51-100	RPI 101-150	RPI 150+				
12- 7	0- 2	2- 2	OVERALL	2- 2	2- 0	6- 1				
8- 1	0- 0	1- 0	HOME	1- 1	2- 0	4- 0				
4- 5	0- 2	1- 2	AWAY	1- 0	0- 0	2- 1				
0- 1	0- 0	0- 0	NEUTRAL	0- 1	0- 0	0- 0				
7- 4	0- 1	1- 1	NON-CONFERENCE	1- 1	1- 0	4- 1				
5- 0	0- 0	0- 0	HOME	1- 0	1- 0	3- 0				
2- 3	0- 1	1- 1	AWAY	0- 0	0- 0	1- 1				
0- 1	0- 0	0- 0	NEUTRAL	0- 1	0- 0	0- 0				
5- 3	0- 1	1- 1	CONFERENCE	1- 1	1- 0	2- 0				
3- 1	0- 0	1- 0	HOME	0- 1	1- 0	1- 0				
2- 2	0- 1	0- 1	AWAY	1- 0	0- 0	1- 0				
0- 0	0- 0	0- 0	NEUTRAL	0- 0	0- 0	0- 0				

RPI 1-25				RPI 26-50				Team's RPI: 49	RPI 51-100				RPI 101+			
RPI	S	Opponent	Score	RPI	S	Opponent	Score		RPI	S	Opponent	Score	RPI	S	Opponent	Score
13	A	DePaul	69 74	30	H	Creighton	63 58		53	N	IUPUI	78 85	127	H	Providence	64 58
18	A	Florida St.	70 74	40	A	Marquette	85 94		63	H	Wake Forest	82 74	134	H	Massachusetts	82 71
				45	A	James Madison	73 76		84	H	Villanova	62 67	182	A	UNLV	75 79
				50	A	Yale	80 66		100	A	Butler	67 42	211	A	Xavier	75 67
													225	H	Lafayette	76 44
													235	H	Fairfield	71 69
													236	H	Georgetown	71 54
													281	H	Army West Point	96 60
													292	A	St. Bonaventure	68 56
LAST 10 Division I																
				30	H	Creighton	63 58		236	H	Georgetown	71 54				
				127	H	Providence	64 58		100	A	Butler	67 42				
				13	A	DePaul	69 74		211	A	Xavier	75 67				
				40	A	Marquette	85 94		235	H	Fairfield	71 69				
				84	H	Villanova	62 67		18	A	Florida St.	70 74				

Non-Div I Games:

St. John's (NY)

Stanford

Through Games Of Jan. 24, 2020

Average RPI Win:	117	WON-LOST	WINNING	LAST 10	STRENGTH OF	OPP. STRENGTH	TEAM	ADJ.	CONF.	ADJ CONF.
Average RPI Loss:	25	RECORD	PCT. RANK	GAMES	SCHEDULE	OF SCHEDULE	RPI	RPI	RPI	RPI
DIV. I ONLY	17- 2	11	8-2	18	8	5	5	1	1	
DIV. I NON-CONF.	11- 1	13	2-1	46	29	7	7	1	1	
TOTALS	RPI 1-25	RPI 26-50	W-L RECORDS	RPI 51-100	RPI 101-150	RPI 150+				
17- 2	3- 1	2- 1	OVERALL	4- 0	3- 0	5- 0				
11- 0	1- 0	2- 0	HOME	4- 0	1- 0	3- 0				
3- 2	1- 1	0- 1	AWAY	0- 0	1- 0	1- 0				
3- 0	1- 0	0- 0	NEUTRAL	0- 0	1- 0	1- 0				
11- 1	2- 0	1- 1	NON-CONFERENCE	2- 0	1- 0	5- 0				
7- 0	1- 0	1- 0	HOME	2- 0	0- 0	3- 0				
1- 1	0- 0	0- 1	AWAY	0- 0	0- 0	1- 0				
3- 0	1- 0	0- 0	NEUTRAL	0- 0	1- 0	1- 0				
6- 1	1- 1	1- 0	CONFERENCE	2- 0	2- 0	0- 0				
4- 0	0- 0	1- 0	HOME	2- 0	1- 0	0- 0				
2- 1	1- 1	0- 0	AWAY	0- 0	1- 0	0- 0				
0- 0	0- 0	0- 0	NEUTRAL	0- 0	0- 0	0- 0				

RPI	S	Opponent	Score	RPI	S	Opponent	Score	RPI	S	Opponent	Score	RPI	S	Opponent	Score
6	A	Oregon	55 87	28	H	Ohio St.	71 52	58	H	Tennessee	78 51	112	N	Syracuse	77 59
9	H	Gonzaga	76 70	42	H	Colorado	76 68	78	H	Buffalo	88 69	125	A	California	79 65
10	A	Oregon St.	61 58	44	A	Texas	64 69	86	H	Washington St.	77 58	125	H	California	73 40
12	N	Mississippi St.	67 62					98	H	Washington	77 56	195	H	Northern Colo.	90 36
												203	H	UC Davis	67 55
												226	A	San Francisco	97 71
												287	H	Eastern Wash.	92 27
												295	N	California Baptist	83 78
LAST 10 Division I															
42	H	Colorado	76 68	98	H	Washington	77 56								
10	A	Oregon St.	61 58	86	H	Washington St.	77 58								
6	A	Oregon	55 87	203	H	UC Davis	67 55								
125	A	California	79 65	44	A	Texas	64 69								
125	H	California	73 40	58	H	Tennessee	78 51								

Non-Div I Games:

Stanford

■ Loss,
 ■ Non-Conf,
 ■ S Site,
 ■ Home
 ■ A Away
 N Neutral

Average RPI Win:	255	WON-LOST	WINNING	LAST 10	STRENGTH OF	OPP. STRENGTH	TEAM	ADJ.	CONF.	ADJ CONF.
Average RPI Loss:	133	RECORD	PCT. RANK	GAMES	SCHEDULE	OF SCHEDULE	RPI	RPI	RPI	RPI
DIV. I ONLY	4- 11	286	3-7	103	228	238	238	16	16	
DIV. I NON-CONF.	3- 7	252	2-3	130	209	236	236	16	16	
TOTALS	RPI 1-25	RPI 26-50	W-L RECORDS	RPI 51-100	RPI 101-150	RPI 150+				
4- 11	0- 1	0- 1	OVERALL	0- 2	0- 2	4- 5				
2- 4	0- 0	0- 1	HOME	0- 0	0- 1	2- 2				
2- 6	0- 1	0- 0	AWAY	0- 2	0- 1	2- 2				
0- 1	0- 0	0- 0	NEUTRAL	0- 0	0- 0	0- 1				
3- 7	0- 1	0- 0	NON-CONFERENCE	0- 2	0- 2	3- 2				
2- 2	0- 0	0- 0	HOME	0- 0	0- 1	2- 1				
1- 4	0- 1	0- 0	AWAY	0- 2	0- 1	1- 0				
0- 1	0- 0	0- 0	NEUTRAL	0- 0	0- 0	0- 1				
1- 4	0- 0	0- 1	CONFERENCE	0- 0	0- 0	1- 3				
0- 2	0- 0	0- 1	HOME	0- 0	0- 0	0- 1				
1- 2	0- 0	0- 0	AWAY	0- 0	0- 0	1- 2				
0- 0	0- 0	0- 0	NEUTRAL	0- 0	0- 0	0- 0				

RPI 1-25				RPI 26-50				RPI 51-100				RPI 101+ Team's RPI: 238			
RPI	S	Opponent	Score	RPI	S	Opponent	Score	RPI	S	Opponent	Score	RPI	S	Opponent	Score
20	A	Kentucky	48 67	29	H	FGCU	47 89	58	A	Tennessee	46 73	111	H	Holy Cross	63 75
								61	A	UCF	40 66	121	A	Penn	41 81
												161	A	North Ala.	57 68
												181	H	Bethune-Cookman	55 59
												205	H	Tulsa	66 60
												223	A	Kennesaw St.	67 61
												229	N	Saint Francis (PA)	73 78
												239	A	Jacksonville	52 57
												251	H	Lipscomb	59 65
												260	A	Morehead St.	58 55
												330	H	Canisius	68 52
LAST 10 Division I															
161	A	North Ala.	57 68	111	H	Holy Cross	63 75								
239	A	Jacksonville	52 57	181	H	Bethune-Cookman	55 59								
29	H	FGCU	47 89	330	H	Canisius	68 52								
251	H	Lipscomb	59 65	205	H	Tulsa	66 60								
223	A	Kennesaw St.	67 61	121	A	Penn	41 81								

Non-Div I Games: Palm Beach Atl. 77 46 Trinity Baptist 116 40 Fla. National 80 37

Stetson

Stony Brook

Through Games Of Jan. 24, 2020

Average RPI Win:	258	WON-LOST	WINNING	LAST 10	STRENGTH OF	OPP. STRENGTH	TEAM	ADJ.	CONF.	ADJ CONF.
Average RPI Loss:	48	RECORD	PCT. RANK	GAMES	SCHEDULE	OF SCHEDULE	RPI	RPI	RPI	RPI
DIV. I ONLY	18- 1	3	10-0	335	269	94	94	28	28	
DIV. I NON-CONF.	11- 1	13	3-0	314	228	82	82	29	29	
TOTALS	RPI 1-25	RPI 26-50	W-L RECORDS	RPI 51-100	RPI 101-150	RPI 150+				
18- 1	0- 0	0- 1	OVERALL	1- 0	1- 0	16- 0				
8- 0	0- 0	0- 0	HOME	1- 0	0- 0	7- 0				
8- 1	0- 0	0- 1	AWAY	0- 0	0- 0	8- 0				
2- 0	0- 0	0- 0	NEUTRAL	0- 0	1- 0	1- 0				
11- 1	0- 0	0- 1	NON-CONFERENCE	1- 0	1- 0	9- 0				
4- 0	0- 0	0- 0	HOME	1- 0	0- 0	3- 0				
5- 1	0- 0	0- 1	AWAY	0- 0	0- 0	5- 0				
2- 0	0- 0	0- 0	NEUTRAL	0- 0	1- 0	1- 0				
7- 0	0- 0	0- 0	CONFERENCE	0- 0	0- 0	7- 0				
4- 0	0- 0	0- 0	HOME	0- 0	0- 0	4- 0				
3- 0	0- 0	0- 0	AWAY	0- 0	0- 0	3- 0				
0- 0	0- 0	0- 0	NEUTRAL	0- 0	0- 0	0- 0				

RPI 1-25			RPI 26-50			RPI 51-100			Team's RPI: 94			RPI 101+			
RPI	S	Opponent	Score	RPI	S	Opponent	Score	RPI	S	Opponent	Score	RPI	S	Opponent	Score
48	A	Arkansas	58 88	51	H	Bucknell	78 73	137	N	Western Mich.	50 47	192	A	Binghamton	67 60
												206	H	Iona	59 40
												219	H	Manhattan	59 54
												232	H	Maine	73 69
												269	N	Morgan St.	63 56
												270	H	Sacred Heart	54 50
												276	A	Wagner	66 45
												277	H	Vermont	67 49
												279	A	New Hampshire	53 44
												296	A	Pittsburgh	59 56
												305	A	Hofstra	81 38
												306	A	St. Francis Brooklyn	86 73
												319	A	Albany (NY)	73 53
												323	H	UMBC	57 45
												344	H	Hartford	66 55
												348	A	LIU Brooklyn	80 49
LAST 10 Division I															
192	A	Binghamton	67 60	232	H	Maine	73 69	319	A	Albany (NY)	73 53	323	H	UMBC	57 45
344	H	Hartford	66 55	51	H	Bucknell	78 73	279	A	New Hampshire	53 44	137	N	Western Mich.	50 47
277	H	Vermont	67 49	269	N	Morgan St.	63 56								

Non-Div I Games: Molloy 66 49

Stony Brook

Loss, Non-Conf, S Site, H Home A Away N Neutral

Average RPI Win:	191	WON-LOST	WINNING	LAST 10	STRENGTH OF	OPP. STRENGTH	TEAM	ADJ.	CONF.	ADJ CONF.
Average RPI Loss:	46	RECORD	PCT. RANK	GAMES	SCHEDULE	OF SCHEDULE	RPI	RPI	RPI	RPI
DIV. I ONLY	9- 9	175	5-5	57	12	112	112	5	5	
DIV. I NON-CONF.	6- 5	151	2-1	79	51	120	120	3	3	
TOTALS	RPI 1-25	RPI 26-50	W-L RECORDS	RPI 51-100	RPI 101-150	RPI 150+				
9- 9	1- 3	0- 3	OVERALL	2- 2	1- 0	5- 1				
6- 3	1- 1	0- 2	HOME	1- 0	1- 0	3- 0				
1- 3	0- 1	0- 0	AWAY	0- 2	0- 0	1- 0				
2- 3	0- 1	0- 1	NEUTRAL	1- 0	0- 0	1- 1				
6- 5	0- 2	0- 1	NON-CONFERENCE	2- 1	0- 0	4- 1				
4- 1	0- 1	0- 0	HOME	1- 0	0- 0	3- 0				
0- 1	0- 0	0- 0	AWAY	0- 1	0- 0	0- 0				
2- 3	0- 1	0- 1	NEUTRAL	1- 0	0- 0	1- 1				
3- 4	1- 1	0- 2	CONFERENCE	0- 1	1- 0	1- 0				
2- 2	1- 0	0- 2	HOME	0- 0	1- 0	0- 0				
1- 2	0- 1	0- 0	AWAY	0- 1	0- 0	1- 0				
0- 0	0- 0	0- 0	NEUTRAL	0- 0	0- 0	0- 0				

RPI	S	Opponent	Score	RPI	S	Opponent	Score	RPI	S	Opponent	Score	RPI	S	Opponent	Score	Team's RPI: 112
2	A	Louisville	58 62	39	N	West Virginia	69 71	54	A	Michigan	76 84	119	H	Notre Dame	74 63	
5	N	Stanford	59 77	41	H	Duke	58 88	56	A	Miami (FL)	62 77	159	N	Houston	87 62	
6	H	Oregon	64 81	46	H	Georgia Tech	64 82	73	H	Ohio	66 54	165	N	Green Bay	73 79	
18	H	Florida St.	90 89					91	N	Michigan St.	77 63	296	A	Pittsburgh	69 51	
												319	H	Albany (NY)	75 53	
												322	H	UMES	65 50	
												323	H	UMBC	82 48	
LAST 10 Division I																
41	H	Duke	58 88	18	H	Florida St.	90 89	2	A	Louisville	58 62					
296	A	Pittsburgh	69 51	39	N	West Virginia	69 71	91	N	Michigan St.	77 63					
46	H	Georgia Tech	64 82	56	A	Miami (FL)	62 77	323	H	UMBC	82 48					
56	A	Miami (FL)	62 77													
119	H	Notre Dame	74 63													

Non-Div I Games:

Syracuse

■ Loss,
 ■ Non-Conf,
 ■ S Site,
 ■ Home
 ■ A Away
 N Neutral

Average RPI Win:	146	WON-LOST	WINNING	LAST 10	STRENGTH OF	OPP. STRENGTH	TEAM	ADJ.	CONF.	ADJ CONF.
Average RPI Loss:	64	RECORD	PCT. RANK	GAMES	SCHEDULE	OF SCHEDULE	RPI	RPI	RPI	RPI
DIV. I ONLY	13- 4	41	6-4	30	61	25	25	3	3	
DIV. I NON-CONF.	9- 2	38	2-2	129	82	33	33	4	4	
TOTALS	RPI 1-25	RPI 26-50	W-L RECORDS	RPI 51-100	RPI 101-150	RPI 150+				
13- 4	0- 2	2- 0	OVERALL	3- 1	3- 0	5- 1				
8- 2	0- 1	0- 0	HOME	2- 0	3- 0	3- 1				
5- 2	0- 1	2- 0	AWAY	1- 1	0- 0	2- 0				
0- 0	0- 0	0- 0	NEUTRAL	0- 0	0- 0	0- 0				
9- 2	0- 1	0- 0	NON-CONFERENCE	1- 1	3- 0	5- 0				
7- 0	0- 0	0- 0	HOME	1- 0	3- 0	3- 0				
2- 2	0- 1	0- 0	AWAY	0- 1	0- 0	2- 0				
0- 0	0- 0	0- 0	NEUTRAL	0- 0	0- 0	0- 0				
4- 2	0- 1	2- 0	CONFERENCE	2- 0	0- 0	0- 1				
1- 2	0- 1	0- 0	HOME	1- 0	0- 0	0- 1				
3- 0	0- 0	2- 0	AWAY	1- 0	0- 0	0- 0				
0- 0	0- 0	0- 0	NEUTRAL	0- 0	0- 0	0- 0				

RPI	S	Opponent	Score	RPI	S	Opponent	Score	RPI	S	Opponent	Score	RPI	S	Opponent	Score
11	H	Baylor	57 66	33	A	Oklahoma	82 63	59	A	Middle Tenn.	70 82	101	H	Boise St.	77 65
16	A	Texas A&M	68 70	44	A	Texas	65 63	64	A	Iowa St.	77 74	135	H	Robert Morris	66 61
								73	H	Ohio	79 72	145	H	Auburn	80 65
								74	H	Kansas	73 59	154	H	Cornell	59 49
												168	H	Texas Tech	76 80
												214	A	SMU	57 56
												281	A	Army West Point	66 52
												284	H	Texas St.	79 52
												293	H	Nicholls St.	72 47
LAST 10 Division I															
11	H	Baylor	57 66	44	A	Texas	65 63	59	A	Middle Tenn.	70 82				
33	A	Oklahoma	82 63					284	H	Texas St.	79 52				
64	A	Iowa St.	77 74					73	H	Ohio	79 72				
74	H	Kansas	73 59					16	A	Texas A&M	68 70				
168	H	Texas Tech	76 80												

Non-Div I Games:

TCU

Average RPI Win:	153	WON-LOST	WINNING	LAST 10	STRENGTH OF	OPP. STRENGTH	TEAM	ADJ.	CONF.	ADJ CONF.
Average RPI Loss:	63	RECORD	PCT. RANK	GAMES	SCHEDULE	OF SCHEDULE	RPI	RPI	RPI	RPI
DIV. I ONLY	12- 7	100	7-3	22	69	47	47	9	9	
DIV. I NON-CONF.	8- 5	117	3-2	17	69	54	54	8	8	
TOTALS	RPI 1-25	RPI 26-50	W-L RECORDS	RPI 51-100	RPI 101-150	RPI 150+				
12- 7	0- 2	0- 2	OVERALL	3- 1	2- 1	7- 1				
7- 3	0- 2	0- 1	HOME	2- 0	2- 0	3- 0				
5- 2	0- 0	0- 0	AWAY	1- 0	0- 1	4- 1				
0- 2	0- 0	0- 1	NEUTRAL	0- 1	0- 0	0- 0				
8- 5	0- 1	0- 2	NON-CONFERENCE	2- 1	2- 0	4- 1				
5- 2	0- 1	0- 1	HOME	1- 0	2- 0	2- 0				
3- 1	0- 0	0- 0	AWAY	1- 0	0- 0	2- 1				
0- 2	0- 0	0- 1	NEUTRAL	0- 1	0- 0	0- 0				
4- 2	0- 1	0- 0	CONFERENCE	1- 0	0- 1	3- 0				
2- 1	0- 1	0- 0	HOME	1- 0	0- 0	1- 0				
2- 1	0- 0	0- 0	AWAY	0- 0	0- 1	2- 0				
0- 0	0- 0	0- 0	NEUTRAL	0- 0	0- 0	0- 0				

RPI 1-25				RPI 26-50				Team's RPI: 47	RPI 51-100				RPI 101+			
RPI	S	Opponent	Score	RPI	S	Opponent	Score		RPI	S	Opponent	Score	RPI	S	Opponent	Score
1	H	South Carolina	71 78	29	H	FGCU	67 93		51	A	Bucknell	72 61	107	H	Duquesne	85 72
3	H	UConn	54 83	30	N	Creighton	59 69		57	N	North Carolina	58 71	121	H	Penn	76 72
									81	H	South Fla.	69 66	148	A	Wichita St.	70 72
									84	H	Villanova	74 69	159	A	Houston	61 58
													163	A	Towson	74 59
													175	A	Saint Joseph's	63 67
													205	A	Tulsa	74 65
													208	A	La Salle	72 69
													211	H	Xavier	78 65
													214	H	SMU	85 62
													235	H	Fairfield	77 59
LAST 10 Division I																
121	H	Penn	76 72	205	A	Tulsa	74 65		208	A	La Salle	72 69				
148	A	Wichita St.	70 72	29	H	FGCU	67 93		84	H	Villanova	74 69				
81	H	South Fla.	69 66	1	H	South Carolina	71 78									
214	H	SMU	85 62													
159	A	Houston	61 58													

Non-Div I Games:

Temple

Tennessee

Through Games Of Jan. 24, 2020

Average RPI Win:	211	WON-LOST	WINNING	LAST 10	STRENGTH OF	OPP. STRENGTH	TEAM	ADJ.	CONF.	ADJ CONF.
Average RPI Loss:	18	RECORD	PCT. RANK	GAMES	SCHEDULE	OF SCHEDULE	RPI	RPI	RPI	RPI
DIV. I ONLY	15- 4	33	7-3	195	68	58	58	4	4	
DIV. I NON-CONF.	10- 3	58	2-2	263	116	103	103	5	5	
TOTALS	RPI 1-25	RPI 26-50	W-L RECORDS	RPI 51-100	RPI 101-150	RPI 150+				
15- 4	0- 3	0- 1	OVERALL	2- 0	3- 0	10- 0				
10- 1	0- 0	0- 1	HOME	2- 0	1- 0	7- 0				
5- 3	0- 3	0- 0	AWAY	0- 0	2- 0	3- 0				
0- 0	0- 0	0- 0	NEUTRAL	0- 0	0- 0	0- 0				
10- 3	0- 2	0- 1	NON-CONFERENCE	0- 0	1- 0	9- 0				
7- 1	0- 0	0- 1	HOME	0- 0	0- 0	7- 0				
3- 2	0- 2	0- 0	AWAY	0- 0	1- 0	2- 0				
0- 0	0- 0	0- 0	NEUTRAL	0- 0	0- 0	0- 0				
5- 1	0- 1	0- 0	CONFERENCE	2- 0	2- 0	1- 0				
3- 0	0- 0	0- 0	HOME	2- 0	1- 0	0- 0				
2- 1	0- 1	0- 0	AWAY	0- 0	1- 0	1- 0				
0- 0	0- 0	0- 0	NEUTRAL	0- 0	0- 0	0- 0				

RPI	S	Opponent	Score	RPI	S	Opponent	Score	RPI	S	Opponent	Score	RPI	S	Opponent	Score
3	A	UConn	45 60	44	H	Texas	60 66	67	H	Georgia	73 56	119	A	Notre Dame	74 63
5	A	Stanford	51 78					69	H	Alabama	65 63	138	A	Florida	78 50
20	A	Kentucky	76 80									149	H	Missouri	77 66
												200	A	Portland St.	88 61
												212	H	Central Ark.	63 36
												233	A	ETSU	72 68
												238	H	Stetson	73 46
												240	H	Howard	88 38
												256	H	Colorado St.	79 41
												280	A	Ole Miss	84 28
												307	H	Ark.-Pine Bluff	92 51
												316	H	Air Force	81 54
												334	H	Tennessee St.	73 43
LAST 10 Division I															
3	A	UConn	45 60	20	A	Kentucky	76 80								
69	H	Alabama	65 63	149	H	Missouri	77 66								
138	A	Florida	78 50	240	H	Howard	88 38								
67	H	Georgia	73 56	200	A	Portland St.	88 61								
280	A	Ole Miss	84 28	5	A	Stanford	51 78								

Non-Div I Games:

Tennessee

■ Loss,
 ■ Non-Conf, S Site,
 ■ Home
 ■ Away
 N Neutral

Tennessee St.

Through Games Of Jan. 24, 2020

Average RPI Win:	0	WON-LOST	WINNING	LAST 10	STRENGTH OF	OPP. STRENGTH	TEAM	ADJ.	CONF.	ADJ CONF.
Average RPI Loss:	188	RECORD	PCT. RANK	GAMES	SCHEDULE	OF SCHEDULE	RPI	RPI	RPI	RPI
DIV. I ONLY	0- 15	349	0-10	162	317	334	334	20	20	
DIV. I NON-CONF.	0- 8	338	0-3	69	305	313	313	23	23	
TOTALS	RPI 1-25	RPI 26-50	W-L RECORDS	RPI 51-100	RPI 101-150	RPI 150+				
0- 15	0- 0	0- 1	OVERALL	0- 3	0- 0	0- 11				
0- 9	0- 0	0- 0	HOME	0- 1	0- 0	0- 8				
0- 6	0- 0	0- 1	AWAY	0- 2	0- 0	0- 3				
0- 0	0- 0	0- 0	NEUTRAL	0- 0	0- 0	0- 0				
0- 8	0- 0	0- 1	NON-CONFERENCE	0- 2	0- 0	0- 5				
0- 5	0- 0	0- 0	HOME	0- 1	0- 0	0- 4				
0- 3	0- 0	0- 1	AWAY	0- 1	0- 0	0- 1				
0- 0	0- 0	0- 0	NEUTRAL	0- 0	0- 0	0- 0				
0- 7	0- 0	0- 0	CONFERENCE	0- 1	0- 0	0- 6				
0- 4	0- 0	0- 0	HOME	0- 0	0- 0	0- 4				
0- 3	0- 0	0- 0	AWAY	0- 1	0- 0	0- 2				
0- 0	0- 0	0- 0	NEUTRAL	0- 0	0- 0	0- 0				

RPI S	Opponent	Score	RPI S	Opponent	Score	RPI S	Opponent	Score	RPI S	Opponent	Score	Team's RPI: 334
36	A Arizona	42 77	58	A Tennessee	43 73	156	H Columbia	65 75				
			66	H Vanderbilt	55 106	161	H North Ala.	63 88				
			83	A UT Martin	71 88	172	A Austin Peay	58 76				
						177	A Southeast Mo. St.	54 83				
						230	H Eastern Ill.	52 73				
						251	H Lipscomb	64 74				
						253	A South Alabama	48 70				
						260	H Morehead St.	47 84				
						272	H Eastern Ky.	55 61				
						311	H Alcorn	57 62				
						327	H SIUE	63 76				
LAST 10 Division I												
172	A Austin Peay	58 76	327	H SIUE	63 76							
272	H Eastern Ky.	55 61	230	H Eastern Ill.	52 73							
260	H Morehead St.	47 84	156	H Columbia	65 75							
177	A Southeast Mo. St.	54 83	36	A Arizona	42 77							
83	A UT Martin	71 88	251	H Lipscomb	64 74							

Non-Div I Games: Wilberforce 83 65 Fisk 91 50

Tennessee St.

■ Loss,
 ■ Non-Conf,
 ■ S Site,
 ■ Home
 ■ A Away
 N Neutral

Tennessee Tech

Through Games Of Jan. 24, 2020

Average RPI Win:	262	WON-LOST	WINNING	LAST 10	STRENGTH OF	OPP. STRENGTH	TEAM	ADJ.	CONF.	ADJ CONF.
Average RPI Loss:	99	RECORD	PCT. RANK	GAMES	SCHEDULE	OF SCHEDULE	RPI	RPI	RPI	RPI
DIV. I ONLY	12- 4	47	9-1	337	170	141	141	20	20	
DIV. I NON-CONF.	5- 4	140	2-1	343	70	231	231	23	23	
TOTALS	RPI 1-25	RPI 26-50	W-L RECORDS	RPI 51-100	RPI 101-150	RPI 150+				
12- 4	0- 0	0- 0	OVERALL	0- 3	0- 0	12- 1				
5- 0	0- 0	0- 0	HOME	0- 0	0- 0	5- 0				
6- 3	0- 0	0- 0	AWAY	0- 3	0- 0	6- 0				
1- 1	0- 0	0- 0	NEUTRAL	0- 0	0- 0	1- 1				
5- 4	0- 0	0- 0	NON-CONFERENCE	0- 3	0- 0	5- 1				
2- 0	0- 0	0- 0	HOME	0- 0	0- 0	2- 0				
2- 3	0- 0	0- 0	AWAY	0- 3	0- 0	2- 0				
1- 1	0- 0	0- 0	NEUTRAL	0- 0	0- 0	1- 1				
7- 0	0- 0	0- 0	CONFERENCE	0- 0	0- 0	7- 0				
3- 0	0- 0	0- 0	HOME	0- 0	0- 0	3- 0				
4- 0	0- 0	0- 0	AWAY	0- 0	0- 0	4- 0				
0- 0	0- 0	0- 0	NEUTRAL	0- 0	0- 0	0- 0				

RPI 1-25			RPI 26-50			RPI 51-100			RPI 101+			Team's RPI: 141
RPI	S	Opponent	Score	RPI	S	Opponent	Score	RPI	S	Opponent	Score	
						59	A Middle Tenn.	58	64	167	A Samford	72 57
						66	A Vanderbilt	61	75	172	H Austin Peay	58 49
						76	A Southern Ill.	65	76	193	N Northern Ill.	74 82
										215	H Murray St.	77 72
										230	A Eastern Ill.	75 62
										251	H Lipscomb	78 58
										260	A Morehead St.	75 55
										260	H Morehead St.	82 75
										272	A Eastern Ky.	60 42
										313	N Detroit Mercy	69 47
										327	A SIUE	65 50
										331	A Western Caro.	62 58
										347	H La.-Monroe	75 68
LAST 10 Division I												
						260	H Morehead St.	82	75	260	A Morehead St.	75 55
						230	A Eastern Ill.	75	62	272	A Eastern Ky.	60 42
						327	A SIUE	65	50	251	H Lipscomb	78 58
						215	H Murray St.	77	72	331	A Western Caro.	62 58
						172	H Austin Peay	58	49	66	A Vanderbilt	61 75

Non-Div I Games: Tenn. Wesleyan 94 45 Cumberland (TN) 88 51

Tennessee Tech

Loss, Non-Conf, S Site, H Home A Away N Neutral

Average RPI Win:	172	WON-LOST	WINNING	LAST 10	STRENGTH OF	OPP. STRENGTH	TEAM	ADJ.	CONF.	ADJ CONF.
Average RPI Loss:	67	RECORD	PCT. RANK	GAMES	SCHEDULE	OF SCHEDULE	RPI	RPI	RPI	RPI
DIV. I ONLY	12- 6	72	8-2	28	112	44	44	3	3	
DIV. I NON-CONF.	8- 4	90	4-0	82	171	78	78	4	4	
TOTALS	RPI 1-25	RPI 26-50	W-L RECORDS	RPI 51-100	RPI 101-150	RPI 150+				
12- 6	1- 2	0- 2	OVERALL	4- 1	0- 0	7- 1				
8- 2	1- 1	0- 1	HOME	2- 0	0- 0	5- 0				
3- 3	0- 0	0- 1	AWAY	2- 1	0- 0	1- 1				
1- 1	0- 1	0- 0	NEUTRAL	0- 0	0- 0	1- 0				
8- 4	1- 1	0- 1	NON-CONFERENCE	2- 1	0- 0	5- 1				
6- 1	1- 0	0- 1	HOME	1- 0	0- 0	4- 0				
1- 2	0- 0	0- 0	AWAY	1- 1	0- 0	0- 1				
1- 1	0- 1	0- 0	NEUTRAL	0- 0	0- 0	1- 0				
4- 2	0- 1	0- 1	CONFERENCE	2- 0	0- 0	2- 0				
2- 1	0- 1	0- 0	HOME	1- 0	0- 0	1- 0				
2- 1	0- 0	0- 1	AWAY	1- 0	0- 0	1- 0				
0- 0	0- 0	0- 0	NEUTRAL	0- 0	0- 0	0- 0				

RPI 1-25				RPI 26-50				Team's RPI: 44	RPI 51-100				RPI 101+			
RPI	S	Opponent	Score	RPI	S	Opponent	Score		RPI	S	Opponent	Score	RPI	S	Opponent	Score
5	H	Stanford	69 64	36	H	Arizona	58 83		58	A	Tennessee	66 60	168	H	Texas Tech	92 66
19	N	NC State	73 84	39	A	West Virginia	63 68		64	A	Iowa St.	81 75	178	A	Kansas St.	71 63
25	H	TCU	63 65						73	H	Ohio	73 60	201	A	Hawaii	60 73
									74	H	Kansas	85 77	228	N	North Texas	63 57
									81	A	South Fla.	57 64	246	H	Southern U.	93 39
													304	H	UTSA	84 53
													328	H	UTRGV	85 69
													337	H	Northwestern St.	91 49
LAST 10 Division I																
74	H	Kansas	85 77	25	H	TCU	63 65		337	H	Northwestern St.	91 49	5	H	Stanford	69 64
178	A	Kansas St.	71 63						73	H	Ohio	73 60	58	A	Tennessee	66 60
168	H	Texas Tech	92 66													
39	A	West Virginia	63 68													
64	A	Iowa St.	81 75													

Non-Div I Games:

Texas

■ Loss,
■ Non-Conf,
■ S Site,
■ H Home
■ A Away
N Neutral

Average RPI Win:	125	WON-LOST	WINNING	LAST 10	STRENGTH OF	OPP. STRENGTH	TEAM	ADJ.	CONF.	ADJ CONF.
Average RPI Loss:	20	RECORD	PCT. RANK	GAMES	SCHEDULE	OF SCHEDULE	RPI	RPI	RPI	RPI
DIV. I ONLY	16- 3	20	8-2	20	28	16	16	4	4	
DIV. I NON-CONF.	12- 1	9	4-0	54	15	8	8	5	5	
TOTALS	RPI 1-25	RPI 26-50	W-L RECORDS	RPI 51-100	RPI 101-150	RPI 150+				
16- 3	1- 3	4- 0	OVERALL	3- 0	2- 0	6- 0				
10- 1	1- 1	2- 0	HOME	0- 0	1- 0	6- 0				
4- 1	0- 1	1- 0	AWAY	3- 0	0- 0	0- 0				
2- 1	0- 1	1- 0	NEUTRAL	0- 0	1- 0	0- 0				
12- 1	1- 1	3- 0	NON-CONFERENCE	2- 0	1- 0	5- 0				
8- 0	1- 0	2- 0	HOME	0- 0	0- 0	5- 0				
2- 0	0- 0	0- 0	AWAY	2- 0	0- 0	0- 0				
2- 1	0- 1	1- 0	NEUTRAL	0- 0	1- 0	0- 0				
4- 2	0- 2	1- 0	CONFERENCE	1- 0	1- 0	1- 0				
2- 1	0- 1	0- 0	HOME	0- 0	1- 0	1- 0				
2- 1	0- 1	1- 0	AWAY	1- 0	0- 0	0- 0				
0- 0	0- 0	0- 0	NEUTRAL	0- 0	0- 0	0- 0				

RPI 1-25				RPI 26-50				RPI 51-100				RPI 101+			
RPI	S	Opponent	Score	RPI	S	Opponent	Score	RPI	S	Opponent	Score	RPI	S	Opponent	Score
18	N	Florida St.	58 80	35	H	Oklahoma St.	74 62	69	A	Alabama	79 74	123	N	Montana St.	78 67
20	A	Kentucky	54 76	41	H	Duke	79 58	77	A	Southern California	74 64	138	H	Florida	69 42
23	H	LSU	54 57	46	N	Georgia Tech	60 48	99	A	Rice	62 61	151	H	A&M-Corpus Christi	85 48
25	H	TCU	70 68	48	A	Arkansas	84 77					159	H	Houston	72 43
												189	H	Little Rock	78 35
												212	H	Central Ark.	76 46
												280	H	Ole Miss	79 35
												300	H	Prairie View	80 38
LAST 10 Division I															
				69	A	Alabama	79 74	48	A	Arkansas	84 77				
				138	H	Florida	69 42	151	H	A&M-Corpus Christi	85 48				
				20	A	Kentucky	54 76	123	N	Montana St.	78 67				
				23	H	LSU	54 57	46	N	Georgia Tech	60 48				
				280	H	Ole Miss	79 35	159	H	Houston	72 43				

Non-Div I Games:

Texas A&M

Texas Southern

Through Games Of Jan. 24, 2020

Average RPI Win:	228	WON-LOST	WINNING	LAST 10	STRENGTH OF	OPP. STRENGTH	TEAM	ADJ.	CONF.	ADJ CONF.
Average RPI Loss:	74	RECORD	PCT. RANK	GAMES	SCHEDULE	OF SCHEDULE	RPI	RPI	RPI	RPI
DIV. I ONLY	9- 7	141	7-3	134	123	95	95	31	31	
DIV. I NON-CONF.	5- 6	187	3-2	15	43	45	45	28	28	
TOTALS	RPI 1-25	RPI 26-50	W-L RECORDS	RPI 51-100	RPI 101-150	RPI 150+				
9- 7	0- 2	0- 1	OVERALL	1- 1	2- 2	6- 1				
4- 0	0- 0	0- 0	HOME	1- 0	0- 0	3- 0				
5- 5	0- 2	0- 1	AWAY	0- 1	2- 0	3- 1				
0- 2	0- 0	0- 0	NEUTRAL	0- 0	0- 2	0- 0				
5- 6	0- 2	0- 1	NON-CONFERENCE	1- 1	2- 2	2- 0				
1- 0	0- 0	0- 0	HOME	1- 0	0- 0	0- 0				
4- 4	0- 2	0- 1	AWAY	0- 1	2- 0	2- 0				
0- 2	0- 0	0- 0	NEUTRAL	0- 0	0- 2	0- 0				
4- 1	0- 0	0- 0	CONFERENCE	0- 0	0- 0	4- 1				
3- 0	0- 0	0- 0	HOME	0- 0	0- 0	3- 0				
1- 1	0- 0	0- 0	AWAY	0- 0	0- 0	1- 1				
0- 0	0- 0	0- 0	NEUTRAL	0- 0	0- 0	0- 0				

RPI 1-25				RPI 26-50				RPI 51-100				Team's RPI: 95	RPI 101+			
RPI	S	Opponent	Score	RPI	S	Opponent	Score	RPI	S	Opponent	Score		RPI	S	Opponent	Score
6	A	Oregon	63 99	42	A	Colorado	50 74	64	A	Iowa St.	59 79		105	A	UT Arlington	74 63
9	A	Gonzaga	45 80					99	H	Rice	63 56		106	N	Utah	52 61
													128	A	Tulane	72 62
													132	N	UAB	68 84
													162	A	Jackson St.	79 81
													201	A	Hawaii	74 57
													246	H	Southern U.	61 56
													300	H	Prairie View	88 65
													311	H	Alcorn	105 70
													328	A	UTRGV	71 44
													338	A	Grambling	89 85
LAST 10 Division I																
338	A	Grambling	89 85	105	A	UT Arlington	74 63									
162	A	Jackson St.	79 81	132	N	UAB	68 84									
300	H	Prairie View	88 65	128	A	Tulane	72 62									
311	H	Alcorn	105 70	9	A	Gonzaga	45 80									
246	H	Southern U.	61 56	99	H	Rice	63 56									

Non-Div I Games:

Texas Southern

■ Loss,
 ■ Non-Conf, S Site,
 ■ Home
 ■ Away
 N Neutral

Average RPI Win:	212	WON-LOST	WINNING	LAST 10	STRENGTH OF	OPP. STRENGTH	TEAM	ADJ.	CONF.	ADJ CONF.
Average RPI Loss:	179	RECORD	PCT. RANK	GAMES	SCHEDULE	OF SCHEDULE	RPI	RPI	RPI	RPI
DIV. I ONLY	5- 11	269	1-9	212	271	284	284	22	22	
DIV. I NON-CONF.	5- 4	140	1-2	198	251	136	136	21	21	
TOTALS	RPI 1-25	RPI 26-50	W-L RECORDS	RPI 51-100	RPI 101-150	RPI 150+				
5- 11	0- 1	0- 0	OVERALL	0- 2	1- 2	4- 6				
4- 4	0- 0	0- 0	HOME	0- 0	1- 1	3- 3				
1- 7	0- 1	0- 0	AWAY	0- 2	0- 1	1- 3				
0- 0	0- 0	0- 0	NEUTRAL	0- 0	0- 0	0- 0				
5- 4	0- 1	0- 0	NON-CONFERENCE	0- 1	1- 0	4- 2				
4- 0	0- 0	0- 0	HOME	0- 0	1- 0	3- 0				
1- 4	0- 1	0- 0	AWAY	0- 1	0- 0	1- 2				
0- 0	0- 0	0- 0	NEUTRAL	0- 0	0- 0	0- 0				
0- 7	0- 0	0- 0	CONFERENCE	0- 1	0- 2	0- 4				
0- 4	0- 0	0- 0	HOME	0- 0	0- 1	0- 3				
0- 3	0- 0	0- 0	AWAY	0- 1	0- 1	0- 1				
0- 0	0- 0	0- 0	NEUTRAL	0- 0	0- 0	0- 0				

RPI 1-25				RPI 26-50				RPI 51-100				RPI 101+ Team's RPI: 284			
RPI	S	Opponent	Score	RPI	S	Opponent	Score	RPI	S	Opponent	Score	RPI	S	Opponent	Score
25	A	TCU	52 79					68	A	Troy	50 84	104	A	Coastal Caro.	67 75
								74	A	Kansas	48 68	129	H	Louisiana	67 73
												139	H	New Orleans	51 49
												151	H	A&M-Corpus Christi	57 48
												155	A	Dartmouth	61 51
												189	H	Little Rock	66 78
												241	H	Arkansas St.	53 56
												258	A	Oral Roberts	57 63
												267	A	Appalachian St.	65 73
												269	A	Morgan St.	62 72
												304	H	UTSA	74 69
												311	H	Alcorn	67 59
												347	H	La.-Monroe	55 58
LAST 10 Division I															
68	A	Troy	50 84	241	H	Arkansas St.	53 56								
129	H	Louisiana	67 73	189	H	Little Rock	66 78								
347	H	La.-Monroe	55 58	311	H	Alcorn	67 59								
267	A	Appalachian St.	65 73	25	A	TCU	52 79								
104	A	Coastal Caro.	67 75	269	A	Morgan St.	62 72								

Non-Div I Games: Texas Lutheran 72 31 Tex. Permian Basin 83 45

Texas St.

■ Loss,
 ■ Non-Conf,
 ■ S Site,
 ■ H Home
 ■ A Away
 N Neutral

Average RPI Win:	248	WON-LOST	WINNING	LAST 10	STRENGTH OF	OPP. STRENGTH	TEAM	ADJ.	CONF.	ADJ CONF.
Average RPI Loss:	90	RECORD	PCT. RANK	GAMES	SCHEDULE	OF SCHEDULE	RPI	RPI	RPI	RPI
DIV. I ONLY	13- 4	41	6-4	323	159	168	168	3	3	
DIV. I NON-CONF.	11- 0	1	4-0	351	338	169	169	4	4	
TOTALS	RPI 1-25	RPI 26-50	W-L RECORDS	RPI 51-100	RPI 101-150	RPI 150+				
13- 4	1- 0	1- 1	OVERALL	0- 2	1- 0	10- 1				
10- 2	0- 0	1- 0	HOME	0- 1	0- 0	9- 1				
2- 2	1- 0	0- 1	AWAY	0- 1	1- 0	0- 0				
1- 0	0- 0	0- 0	NEUTRAL	0- 0	0- 0	1- 0				
11- 0	0- 0	0- 0	NON-CONFERENCE	0- 0	1- 0	10- 0				
9- 0	0- 0	0- 0	HOME	0- 0	0- 0	9- 0				
1- 0	0- 0	0- 0	AWAY	0- 0	1- 0	0- 0				
1- 0	0- 0	0- 0	NEUTRAL	0- 0	0- 0	1- 0				
2- 4	1- 0	1- 1	CONFERENCE	0- 2	0- 0	0- 1				
1- 2	0- 0	1- 0	HOME	0- 1	0- 0	0- 1				
1- 2	1- 0	0- 1	AWAY	0- 1	0- 0	0- 0				
0- 0	0- 0	0- 0	NEUTRAL	0- 0	0- 0	0- 0				

RPI 1-25				RPI 26-50				RPI 51-100				RPI 101+ Team's RPI: 168			
RPI	S	Opponent	Score	RPI	S	Opponent	Score	RPI	S	Opponent	Score	RPI	S	Opponent	Score
25	A	TCU	80 76	33	H	Oklahoma	89 84	64	H	Iowa St.	66 96	146	A	San Diego	64 60
				44	A	Texas	66 92	74	A	Kansas	50 67	160	H	Sam Houston St.	99 57
												178	H	Kansas St.	72 76
												280	H	Ole Miss	84 48
												300	H	Prairie View	82 48
												304	H	UTSA	115 58
												307	H	Ark.-Pine Bluff	81 55
												315	H	Houston Baptist	59 51
												325	N	Purdue Fort Wayne	82 48
												337	H	Northwestern St.	79 49
												347	H	La.-Monroe	83 38
												350	H	Florida A&M	98 60
LAST 10 Division I															
				33	H	Oklahoma	89 84	64	H	Iowa St.	66 96				
				74	A	Kansas	50 67	304	H	UTSA	115 58				
				44	A	Texas	66 92	347	H	La.-Monroe	83 38				
				178	H	Kansas St.	72 76	307	H	Ark.-Pine Bluff	81 55				
				25	A	TCU	80 76	300	H	Prairie View	82 48				

Non-Div I Games:

Texas Tech

■ Loss,
 ■ Non-Conf, S Site,
 ■ Home
 ■ Away
 N Neutral

Average RPI Win:	201	WON-LOST	WINNING	LAST 10	STRENGTH OF	OPP. STRENGTH	TEAM	ADJ.	CONF.	ADJ CONF.
Average RPI Loss:	121	RECORD	PCT. RANK	GAMES	SCHEDULE	OF SCHEDULE	RPI	RPI	RPI	RPI
DIV. I ONLY	9- 7	141	7-3	181	144	158	158	10	10	
DIV. I NON-CONF.	5- 6	187	3-2	206	191	210	210	10	10	
TOTALS	RPI 1-25	RPI 26-50	W-L RECORDS	RPI 51-100	RPI 101-150	RPI 150+				
9- 7	0- 0	0- 0	OVERALL	2- 2	1- 3	6- 2				
5- 3	0- 0	0- 0	HOME	2- 1	0- 0	3- 2				
3- 3	0- 0	0- 0	AWAY	0- 0	0- 3	3- 0				
1- 1	0- 0	0- 0	NEUTRAL	0- 1	1- 0	0- 0				
5- 6	0- 0	0- 0	NON-CONFERENCE	1- 2	1- 2	3- 2				
2- 3	0- 0	0- 0	HOME	1- 1	0- 0	1- 2				
2- 2	0- 0	0- 0	AWAY	0- 0	0- 2	2- 0				
1- 1	0- 0	0- 0	NEUTRAL	0- 1	1- 0	0- 0				
4- 1	0- 0	0- 0	CONFERENCE	1- 0	0- 1	3- 0				
3- 0	0- 0	0- 0	HOME	1- 0	0- 0	2- 0				
1- 1	0- 0	0- 0	AWAY	0- 0	0- 1	1- 0				
0- 0	0- 0	0- 0	NEUTRAL	0- 0	0- 0	0- 0				

RPI	S	Opponent	Score	RPI	S	Opponent	Score	RPI	S	Opponent	Score	RPI	S	Opponent	Score	Team's RPI: 158
68	N	Troy	64	71	107	A	Duquesne	74	79	115	N	Pacific	66	65		
78	H	Buffalo	71	59	119	A	Notre Dame	51	54	137	A	Western Mich.	72	84		
79	H	Belmont	53	48	164	H	Memphis	76	83	166	H	Valparaiso	54	61		
88	H	Dayton	42	60	187	H	Akron	65	61	193	A	Northern Ill.	63	51		
					197	H	Bowling Green	79	72	197	H	Bowling Green	79	72		
					313	A	Detroit Mercy	82	64	313	A	Detroit Mercy	82	64		
					317	A	Georgia St.	74	48	317	A	Georgia St.	74	48		
					330	H	Canisius	83	65	330	H	Canisius	83	65		
LAST 10 Division I																
197	H	Bowling Green	79	72	330	H	Canisius	83	65							
187	H	Akron	65	61	115	N	Pacific	66	65							
193	A	Northern Ill.	63	51	68	N	Troy	64	71							
78	H	Buffalo	71	59	313	A	Detroit Mercy	82	64							
137	A	Western Mich.	72	84	107	A	Duquesne	74	79							

Non-Div I Games:

Toledo

Average RPI Win:	193	WON-LOST	WINNING	LAST 10	STRENGTH OF	OPP. STRENGTH	TEAM	ADJ.	CONF.	ADJ CONF.
Average RPI Loss:	122	RECORD	PCT. RANK	GAMES	SCHEDULE	OF SCHEDULE	RPI	RPI	RPI	RPI
DIV. I ONLY	8- 8	175	6-4	114	97	163	163	14	14	
DIV. I NON-CONF.	4- 6	212	2-2	156	44	216	216	14	14	
TOTALS	RPI 1-25	RPI 26-50	W-L RECORDS	RPI 51-100	RPI 101-150	RPI 150+				
8- 8	0- 1	1- 2	OVERALL	0- 0	1- 2	6- 3				
5- 4	0- 0	1- 1	HOME	0- 0	1- 1	3- 2				
2- 3	0- 0	0- 1	AWAY	0- 0	0- 1	2- 1				
1- 1	0- 1	0- 0	NEUTRAL	0- 0	0- 0	1- 0				
4- 6	0- 1	0- 2	NON-CONFERENCE	0- 0	0- 1	4- 2				
3- 2	0- 0	0- 1	HOME	0- 0	0- 0	3- 1				
0- 3	0- 0	0- 1	AWAY	0- 0	0- 1	0- 1				
1- 1	0- 1	0- 0	NEUTRAL	0- 0	0- 0	1- 0				
4- 2	0- 0	1- 0	CONFERENCE	0- 0	1- 1	2- 1				
2- 2	0- 0	1- 0	HOME	0- 0	1- 1	0- 1				
2- 0	0- 0	0- 0	AWAY	0- 0	0- 0	2- 0				
0- 0	0- 0	0- 0	NEUTRAL	0- 0	0- 0	0- 0				

RPI 1-25				RPI 26-50				RPI 51-100				RPI 101+ Team's RPI: 163			
RPI	S	Opponent	Score	RPI	S	Opponent	Score	RPI	S	Opponent	Score	RPI	S	Opponent	Score
4	N	Iowa	72 100	38	A	Rutgers	53 67					122	H	Elon	61 74
				45	H	James Madison	76 75					146	A	San Diego	67 81
				47	H	Temple	59 74					147	H	Northeastern	81 68
												157	H	William & Mary	75 83
												188	H	Penn St.	67 73
												196	H	American	63 60
												206	N	Iona	75 58
												210	H	Mt. St. Mary's	73 57
												244	A	UNCW	62 41
												247	H	Marshall	59 56
												249	A	Col. of Charleston	79 62
												275	A	San Diego St.	72 80
LAST 10 Division I															
				147	H	Northeastern	81 68	122	H	Elon	61 74				
				244	A	UNCW	62 41	247	H	Marshall	59 56				
				249	A	Col. of Charleston	79 62	38	A	Rutgers	53 67				
				45	H	James Madison	76 75	47	H	Temple	59 74				
				157	H	William & Mary	75 83	206	N	Iona	75 58				

Non-Div I Games: Chestnut Hill 86 49

Towson

Loss, Non-Conf, S Site, H Home A Away N Neutral

Average RPI Win:	229	WON-LOST	WINNING	LAST 10	STRENGTH OF	OPP. STRENGTH	TEAM	ADJ.	CONF.	ADJ CONF.
Average RPI Loss:	61	RECORD	PCT. RANK	GAMES	SCHEDULE	OF SCHEDULE	RPI	RPI	RPI	RPI
DIV. I ONLY	13- 3	31	9-1	227	203	68	68	22	22	
DIV. I NON-CONF.	7- 2	54	3-0	145	77	36	36	21	21	
TOTALS	RPI 1-25	RPI 26-50	W-L RECORDS	RPI 51-100	RPI 101-150	RPI 150+				
13- 3	0- 1	0- 1	OVERALL	0- 0	2- 1	11- 0				
5- 1	0- 0	0- 0	HOME	0- 0	1- 1	4- 0				
6- 2	0- 1	0- 1	AWAY	0- 0	0- 0	6- 0				
2- 0	0- 0	0- 0	NEUTRAL	0- 0	1- 0	1- 0				
7- 2	0- 1	0- 1	NON-CONFERENCE	0- 0	1- 0	6- 0				
2- 0	0- 0	0- 0	HOME	0- 0	0- 0	2- 0				
3- 2	0- 1	0- 1	AWAY	0- 0	0- 0	3- 0				
2- 0	0- 0	0- 0	NEUTRAL	0- 0	1- 0	1- 0				
6- 1	0- 0	0- 0	CONFERENCE	0- 0	1- 1	5- 0				
3- 1	0- 0	0- 0	HOME	0- 0	1- 1	2- 0				
3- 0	0- 0	0- 0	AWAY	0- 0	0- 0	3- 0				
0- 0	0- 0	0- 0	NEUTRAL	0- 0	0- 0	0- 0				

RPI 1-25				RPI 26-50				RPI 51-100				Team's RPI: 68	RPI 101+			
RPI	S	Opponent	Score	RPI	S	Opponent	Score	RPI	S	Opponent	Score		RPI	S	Opponent	Score
12	A	Mississippi St.	82 122	41	A	Duke	85 99						104	H	Coastal Caro.	84 77
													110	N	Kent St.	71 64
													129	H	Louisiana	73 79
													158	N	Toledo	71 64
													167	A	Samford	74 65
													181	A	Bethune-Cookman	68 62
													209	A	Chattanooga	90 51
													233	H	ETSU	79 61
													267	H	Appalachian St.	84 55
													284	H	Texas St.	84 50
													297	A	Ga. Southern	79 69
													298	H	Jacksonville St.	94 64
													317	A	Georgia St.	71 57
													347	A	La.-Monroe	72 65
LAST 10 Division I																
				284	H	Texas St.	84 50					267	H	Appalachian St.	84 55	
				317	A	Georgia St.	71 57					104	H	Coastal Caro.	84 77	
				297	A	Ga. Southern	79 69					110	N	Kent St.	71 64	
				129	H	Louisiana	73 79					158	N	Toledo	71 64	
				347	A	La.-Monroe	72 65					209	A	Chattanooga	90 51	

Non-Div I Games: AUM 72 42 Fort Valley St. 101 52

Troy

Average RPI Win:	170	WON-LOST	WINNING	LAST 10	STRENGTH OF	OPP. STRENGTH	TEAM	ADJ.	CONF.	ADJ CONF.
Average RPI Loss:	87	RECORD	PCT. RANK	GAMES	SCHEDULE	OF SCHEDULE	RPI	RPI	RPI	RPI
DIV. I ONLY	11- 8	130	7-3	79	80	128	128	9	9	
DIV. I NON-CONF.	5- 8	221	1-3	88	62	196	196	8	8	
TOTALS	RPI 1-25	RPI 26-50	W-L RECORDS	RPI 51-100	RPI 101-150	RPI 150+				
11- 8	0- 1	0- 1	OVERALL	2- 5	2- 0	7- 1				
7- 6	0- 1	0- 1	HOME	1- 3	1- 0	5- 1				
4- 0	0- 0	0- 0	AWAY	1- 0	1- 0	2- 0				
0- 2	0- 0	0- 0	NEUTRAL	0- 2	0- 0	0- 0				
5- 8	0- 1	0- 1	NON-CONFERENCE	1- 5	0- 0	4- 1				
3- 6	0- 1	0- 1	HOME	0- 3	0- 0	3- 1				
2- 0	0- 0	0- 0	AWAY	1- 0	0- 0	1- 0				
0- 2	0- 0	0- 0	NEUTRAL	0- 2	0- 0	0- 0				
6- 0	0- 0	0- 0	CONFERENCE	1- 0	2- 0	3- 0				
4- 0	0- 0	0- 0	HOME	1- 0	1- 0	2- 0				
2- 0	0- 0	0- 0	AWAY	0- 0	1- 0	1- 0				
0- 0	0- 0	0- 0	NEUTRAL	0- 0	0- 0	0- 0				

RPI	S	Opponent	Score	RPI	S	Opponent	Score	RPI	S	Opponent	Score	RPI	S	Opponent	Score	Team's RPI: 128
23	H	LSU	54 59	42	H	Colorado	52 62	59	H	Middle Tenn.	62 64	114	H	Cincinnati	64 59	
								61	H	UCF	60 59	148	A	Wichita St.	61 56	
								69	H	Alabama	56 66	162	H	Jackson St.	82 46	
								71	N	Charlotte	56 60	164	H	Memphis	59 55	
								85	N	Boston College	76 89	190	A	Southern Miss.	62 58	
								95	H	Texas Southern	62 72	205	H	Tulsa	64 62	
								98	A	Washington	64 62	212	H	Central Ark.	65 38	
												214	A	SMU	67 66	
												253	H	South Alabama	53 62	
												297	H	Ga. Southern	56 40	
LAST 10 Division I																
				61	H	UCF	60 59	148	A	Wichita St.	61 56					
				114	H	Cincinnati	64 59	297	H	Ga. Southern	56 40					
				214	A	SMU	67 66	42	H	Colorado	52 62					
				164	H	Memphis	59 55	95	H	Texas Southern	62 72					
				205	H	Tulsa	64 62	253	H	South Alabama	53 62					

Non-Div I Games:

Tulane

Average RPI Win:	252	WON-LOST	WINNING	LAST 10	STRENGTH OF	OPP. STRENGTH	TEAM	ADJ.	CONF.	ADJ CONF.
Average RPI Loss:	94	RECORD	PCT. RANK	GAMES	SCHEDULE	OF SCHEDULE	RPI	RPI	RPI	RPI
DIV. I ONLY	6- 13	267	3-7	75	95	205	205	9	9	
DIV. I NON-CONF.	5- 8	221	2-2	91	188	189	189	8	8	
TOTALS	RPI 1-25	RPI 26-50	W-L RECORDS	RPI 51-100	RPI 101-150	RPI 150+				
6- 13	0- 1	0- 5	OVERALL	0- 2	0- 3	6- 2				
5- 4	0- 0	0- 2	HOME	0- 1	0- 1	5- 0				
1- 7	0- 1	0- 1	AWAY	0- 1	0- 2	1- 2				
0- 2	0- 0	0- 2	NEUTRAL	0- 0	0- 0	0- 0				
5- 8	0- 0	0- 4	NON-CONFERENCE	0- 1	0- 1	5- 2				
4- 2	0- 0	0- 1	HOME	0- 0	0- 1	4- 0				
1- 4	0- 0	0- 1	AWAY	0- 1	0- 0	1- 2				
0- 2	0- 0	0- 2	NEUTRAL	0- 0	0- 0	0- 0				
1- 5	0- 1	0- 1	CONFERENCE	0- 1	0- 2	1- 0				
1- 2	0- 0	0- 1	HOME	0- 1	0- 0	1- 0				
0- 3	0- 1	0- 0	AWAY	0- 0	0- 2	0- 0				
0- 0	0- 0	0- 0	NEUTRAL	0- 0	0- 0	0- 0				

RPI	S	Opponent	Score	RPI	S	Opponent	Score	RPI	S	Opponent	Score	RPI	S	Opponent	Score	Team's RPI: 205
3	A	UConn	34 92	32	N	Western Ky.	63 76	81	H	South Fla.	52 68	128	A	Tulane	62 64	
				35	H	Oklahoma St.	48 78	89	A	Abilene Christian	63 73	148	A	Wichita St.	46 57	
				40	N	Marquette	60 61					150	H	SFA	63 67	
				47	H	Temple	65 74					189	A	Little Rock	51 63	
				48	A	Arkansas	41 91					218	A	UTEP	58 51	
												238	A	Stetson	60 66	
												241	H	Arkansas St.	79 77	
												256	H	Colorado St.	61 55	
												258	H	Oral Roberts	67 65	
												259	H	LMU (CA)	75 56	
												282	H	East Carolina	58 56	
LAST 10 Division I																
				282	H	East Carolina	58 56	47	H	Temple	65 74					
				3	A	UConn	34 92	218	A	UTEP	58 51					
				148	A	Wichita St.	46 57	256	H	Colorado St.	61 55					
				81	H	South Fla.	52 68	238	A	Stetson	60 66					
				128	A	Tulane	62 64	48	A	Arkansas	41 91					

Non-Div I Games:

Tulsa

■ Loss,
 ■ Non-Conf,
 ■ S Site,
 ■ H Home
 ■ A Away
 N Neutral

Average RPI Win:	200	WON-LOST	WINNING	LAST 10	STRENGTH OF	OPP. STRENGTH	TEAM	ADJ.	CONF.	ADJ CONF.
Average RPI Loss:	99	RECORD	PCT. RANK	GAMES	SCHEDULE	OF SCHEDULE	RPI	RPI	RPI	RPI
DIV. I ONLY	10- 7	121	6-4	149	108	132	132	13	13	
DIV. I NON-CONF.	6- 4	123	2-1	201	97	140	140	13	13	
TOTALS	RPI 1-25	RPI 26-50	W-L RECORDS	RPI 51-100	RPI 101-150	RPI 150+				
10- 7	0- 0	1- 3	OVERALL	1- 1	1- 1	7- 2				
7- 2	0- 0	1- 0	HOME	0- 1	1- 1	5- 0				
2- 4	0- 0	0- 2	AWAY	0- 0	0- 0	2- 2				
1- 1	0- 0	0- 1	NEUTRAL	1- 0	0- 0	0- 0				
6- 4	0- 0	0- 2	NON-CONFERENCE	1- 0	1- 1	4- 1				
4- 1	0- 0	0- 0	HOME	0- 0	1- 1	3- 0				
1- 2	0- 0	0- 1	AWAY	0- 0	0- 0	1- 1				
1- 1	0- 0	0- 1	NEUTRAL	1- 0	0- 0	0- 0				
4- 3	0- 0	1- 1	CONFERENCE	0- 1	0- 0	3- 1				
3- 1	0- 0	1- 0	HOME	0- 1	0- 0	2- 0				
1- 2	0- 0	0- 1	AWAY	0- 0	0- 0	1- 1				
0- 0	0- 0	0- 0	NEUTRAL	0- 0	0- 0	0- 0				

RPI S	Opponent	Score	RPI S	Opponent	Score	RPI S	Opponent	Score	RPI S	Opponent	Score	Team's RPI: 132
32	A Western Ky.	65 69	33	A Oklahoma	75 82	37	H Old Dominion	76 65	42	N Colorado	69 77	
71	H Charlotte	75 83	95	N Texas Southern	84 68	101	H Boise St.	81 83	145	H Auburn	80 75	
						164	A Memphis	52 77	167	H Samford	76 69	
						176	H Fla. Atlantic	92 73	190	A Southern Miss.	74 68	
						247	A Marshall	56 61	253	H South Alabama	77 61	
						301	H FIU	71 58	311	A Alcorn	86 65	
						324	H McNeese	97 70				
LAST 10 Division I												
190	A Southern Miss.	74 68	37	H Old Dominion	76 65							
176	H Fla. Atlantic	92 73	71	H Charlotte	75 83							
301	H FIU	71 58	95	N Texas Southern	84 68							
247	A Marshall	56 61	42	N Colorado	69 77							
32	A Western Ky.	65 69	311	A Alcorn	86 65							

Non-Div I Games: Ala.-Huntsville 74 57 Tuskegee 103 60

UAB

Loss, Non-Conf, S Site, H Home A Away N Neutral

UC Davis

Through Games Of Jan. 24, 2020

Average RPI Win:	245	WON-LOST	WINNING	LAST 10	STRENGTH OF	OPP. STRENGTH	TEAM	ADJ.	CONF.	ADJ CONF.
Average RPI Loss:	148	RECORD	PCT. RANK	GAMES	SCHEDULE	OF SCHEDULE	RPI	RPI	RPI	RPI
DIV. I ONLY	7- 9	208	5-5	203	189	203	203	27	27	
DIV. I NON-CONF.	4- 8	235	2-4	152	185	230	230	26	26	
TOTALS	RPI 1-25	RPI 26-50	W-L RECORDS	RPI 51-100	RPI 101-150	RPI 150+				
7- 9	0- 1	0- 0	OVERALL	0- 2	0- 1	7- 5				
5- 2	0- 0	0- 0	HOME	0- 0	0- 0	5- 2				
2- 7	0- 1	0- 0	AWAY	0- 2	0- 1	2- 3				
0- 0	0- 0	0- 0	NEUTRAL	0- 0	0- 0	0- 0				
4- 8	0- 1	0- 0	NON-CONFERENCE	0- 2	0- 1	4- 4				
3- 2	0- 0	0- 0	HOME	0- 0	0- 0	3- 2				
1- 6	0- 1	0- 0	AWAY	0- 2	0- 1	1- 2				
0- 0	0- 0	0- 0	NEUTRAL	0- 0	0- 0	0- 0				
3- 1	0- 0	0- 0	CONFERENCE	0- 0	0- 0	3- 1				
2- 0	0- 0	0- 0	HOME	0- 0	0- 0	2- 0				
1- 1	0- 0	0- 0	AWAY	0- 0	0- 0	1- 1				
0- 0	0- 0	0- 0	NEUTRAL	0- 0	0- 0	0- 0				

RPI 1-25				RPI 26-50				RPI 51-100				RPI 101+ Team's RPI: 203			
RPI	S	Opponent	Score	RPI	S	Opponent	Score	RPI	S	Opponent	Score	RPI	S	Opponent	Score
5	A	Stanford	55 67					70	A	Minnesota	67 76	123	A	Montana St.	65 77
								90	A	Fresno St.	65 73	169	A	Saint Mary's (CA)	74 83
												173	H	Santa Clara	61 62
												200	H	Portland St.	70 76
												201	H	Hawaii	62 49
												202	A	Northern Ariz.	71 61
												216	H	Boston U.	75 68
												226	H	San Francisco	79 67
												243	A	Pepperdine	67 70
												261	A	UC Riverside	70 75
												266	H	Long Beach St.	57 55
												289	A	UC Santa Barbara	56 46
												318	H	Sacramento St.	77 75
LAST 10 Division I															
289	A	UC Santa Barbara	56 46	243	A	Pepperdine	67 70								
266	H	Long Beach St.	57 55	70	A	Minnesota	67 76								
201	H	Hawaii	62 49	202	A	Northern Ariz.	71 61								
261	A	UC Riverside	70 75	216	H	Boston U.	75 68								
5	A	Stanford	55 67	200	H	Portland St.	70 76								

Non-Div I Games: William Jessup 96 32

UC Davis

■ Loss,
 ■ Non-Conf,
 ■ S Site,
 ■ H Home
 ■ A Away
 N Neutral

Average RPI Win:	231	WON-LOST	WINNING	LAST 10	STRENGTH OF	OPP. STRENGTH	TEAM	ADJ.	CONF.	ADJ CONF.
Average RPI Loss:	178	RECORD	PCT. RANK	GAMES	SCHEDULE	OF SCHEDULE	RPI	RPI	RPI	RPI
DIV. I ONLY	4- 13	299	1-9	189	222	290	290	27	27	
DIV. I NON-CONF.	3- 10	282	0-6	109	183	255	255	26	26	
TOTALS	RPI 1-25	RPI 26-50	W-L RECORDS	RPI 51-100	RPI 101-150	RPI 150+				
4- 13	0- 1	0- 0	OVERALL	0- 3	1- 0	3- 9				
2- 3	0- 0	0- 0	HOME	0- 0	1- 0	1- 3				
1- 6	0- 1	0- 0	AWAY	0- 1	0- 0	1- 4				
1- 4	0- 0	0- 0	NEUTRAL	0- 2	0- 0	1- 2				
3- 10	0- 1	0- 0	NON-CONFERENCE	0- 3	1- 0	2- 6				
2- 1	0- 0	0- 0	HOME	0- 0	1- 0	1- 1				
0- 5	0- 1	0- 0	AWAY	0- 1	0- 0	0- 3				
1- 4	0- 0	0- 0	NEUTRAL	0- 2	0- 0	1- 2				
1- 3	0- 0	0- 0	CONFERENCE	0- 0	0- 0	1- 3				
0- 2	0- 0	0- 0	HOME	0- 0	0- 0	0- 2				
1- 1	0- 0	0- 0	AWAY	0- 0	0- 0	1- 1				
0- 0	0- 0	0- 0	NEUTRAL	0- 0	0- 0	0- 0				

RPI 1-25				RPI 26-50				RPI 51-100				RPI 101+				Team's RPI: 290
RPI	S	Opponent	Score	RPI	S	Opponent	Score	RPI	S	Opponent	Score	RPI	S	Opponent	Score	
10	A	Oregon St.	57 86					66	N	Vanderbilt	63 76	133	H	San Jose St.	79 77	
								86	A	Washington St.	59 87	161	N	North Ala.	60 88	
								93	N	Davidson	72 78	191	A	Southern Utah	68 82	
												200	H	Portland St.	61 70	
												200	N	Portland St.	83 75	
												214	A	SMU	56 59	
												226	N	San Francisco	61 68	
												250	A	CSUN	62 70	
												250	H	CSUN	51 56	
												259	H	LMU (CA)	80 65	
												273	A	Denver	75 83	
												289	H	UC Santa Barbara	61 65	
												332	A	Cal Poly	68 57	
LAST 10 Division I																
250	H	CSUN	51 56	226	N	San Francisco	61 68									
332	A	Cal Poly	68 57	66	N	Vanderbilt	63 76									
289	H	UC Santa Barbara	61 65	86	A	Washington St.	59 87									
250	A	CSUN	62 70	191	A	Southern Utah	68 82									
214	A	SMU	56 59	200	H	Portland St.	61 70									

Non-Div I Games: Westcliff 93 41

UC Irvine

■ Loss,
 ■ Non-Conf,
 ■ S Site,
 ■ Home
 ■ A Away
 N Neutral

UC Riverside

Through Games Of Jan. 24, 2020

Average RPI Win:	258	WON-LOST	WINNING	LAST 10	STRENGTH OF	OPP. STRENGTH	TEAM	ADJ.	CONF.	ADJ CONF.
Average RPI Loss:	170	RECORD	PCT. RANK	GAMES	SCHEDULE	OF SCHEDULE	RPI	RPI	RPI	RPI
DIV. I ONLY	6- 12	263	4-6	220	197	261	261	27	27	
DIV. I NON-CONF.	4- 10	259	2-4	157	207	246	246	26	26	
TOTALS	RPI 1-25	RPI 26-50	W-L RECORDS	RPI 51-100	RPI 101-150	RPI 150+				
6- 12	0- 1	0- 1	OVERALL	0- 1	1- 2	5- 7				
5- 2	0- 0	0- 0	HOME	0- 1	1- 0	4- 1				
1- 10	0- 1	0- 1	AWAY	0- 0	0- 2	1- 6				
0- 0	0- 0	0- 0	NEUTRAL	0- 0	0- 0	0- 0				
4- 10	0- 1	0- 1	NON-CONFERENCE	0- 1	1- 2	3- 5				
3- 2	0- 0	0- 0	HOME	0- 1	1- 0	2- 1				
1- 8	0- 1	0- 1	AWAY	0- 0	0- 2	1- 4				
0- 0	0- 0	0- 0	NEUTRAL	0- 0	0- 0	0- 0				
2- 2	0- 0	0- 0	CONFERENCE	0- 0	0- 0	2- 2				
2- 0	0- 0	0- 0	HOME	0- 0	0- 0	2- 0				
0- 2	0- 0	0- 0	AWAY	0- 0	0- 0	0- 2				
0- 0	0- 0	0- 0	NEUTRAL	0- 0	0- 0	0- 0				

RPI	S	Opponent	Score	RPI	S	Opponent	Score	RPI	S	Opponent	Score	RPI	S	Opponent	Score	Team's RPI: 261
6	A	Oregon	41 84	36	A	Arizona	27 70	77	H	Southern California	59 76	116	A	VCU	51 67	
												125	A	California	61 84	
												131	H	CSU Bakersfield	53 52	
												184	A	New Mexico	70 80	
												191	A	Southern Utah	68 79	
												201	A	Hawaii	57 80	
												203	H	UC Davis	75 70	
												218	A	UTEP	50 63	
												256	A	Colorado St.	40 52	
												289	H	UC Santa Barbara	66 61	
												295	H	California Baptist	80 64	
												303	H	Weber St.	54 64	
												310	A	New Mexico St.	60 58	
												320	H	Utah Valley	67 53	
												332	A	Cal Poly	70 75	
LAST 10 Division I																
332	A	Cal Poly	70 75	116	A	VCU	51 67	191	A	Southern Utah	68 79	6	A	Oregon	41 84	
289	H	UC Santa Barbara	66 61	295	H	California Baptist	80 64	256	A	Colorado St.	40 52					
201	A	Hawaii	57 80													
203	H	UC Davis	75 70													
131	H	CSU Bakersfield	53 52													

Non-Div I Games:

UC Riverside

■ Loss,
 ■ Non-Conf,
 ■ S Site,
 ■ H Home
 ■ A Away
 N Neutral

Average RPI Win:		273	WON-LOST	WINNING	LAST 10		STRENGTH OF	OPP. STRENGTH	TEAM	ADJ.	CONF.	ADJ CONF.
Average RPI Loss:		180	RECORD	PCT. RANK	GAMES		SCHEDULE	OF SCHEDULE	RPI	RPI	RPI	RPI
DIV. I ONLY		6- 11	255	3-7		247	299	289	289	27	27	
DIV. I NON-CONF.		4- 8	235	1-4		172	303	267	267	26	26	
TOTALS	RPI 1-25		RPI 26-50		W-L RECORDS		RPI 51-100		RPI 101-150		RPI 150+	
6- 11	0- 0		0- 1		OVERALL		1- 0		0- 4		5- 6	
4- 4	0- 0		0- 0		HOME		1- 0		0- 2		3- 2	
1- 6	0- 0		0- 1		AWAY		0- 0		0- 1		1- 4	
1- 1	0- 0		0- 0		NEUTRAL		0- 0		0- 1		1- 0	
4- 8	0- 0		0- 1		NON-CONFERENCE		1- 0		0- 4		3- 3	
3- 2	0- 0		0- 0		HOME		1- 0		0- 2		2- 0	
0- 5	0- 0		0- 1		AWAY		0- 0		0- 1		0- 3	
1- 1	0- 0		0- 0		NEUTRAL		0- 0		0- 1		1- 0	
2- 3	0- 0		0- 0		CONFERENCE		0- 0		0- 0		2- 3	
1- 2	0- 0		0- 0		HOME		0- 0		0- 0		1- 2	
1- 1	0- 0		0- 0		AWAY		0- 0		0- 0		1- 1	
0- 0	0- 0		0- 0		NEUTRAL		0- 0		0- 0		0- 0	

RPI 1-25				RPI 26-50				RPI 51-100				RPI 101+				Team's RPI: 289	
RPI	S	Opponent	Score	RPI	S	Opponent	Score	RPI	S	Opponent	Score	RPI	S	Opponent	Score		
				36	A	Arizona	42 61	77	H	Southern California	57 46	115	H	Pacific	53 63		
												131	A	CSU Bakersfield	62 66		
												133	H	San Jose St.	70 73		
												150	N	SFA	56 67		
												169	A	Saint Mary's (CA)	43 64		
												203	H	UC Davis	46 56		
												222	H	Cal St. Fullerton	68 70		
												261	A	UC Riverside	61 66		
												265	A	Grand Canyon	57 58		
												275	H	San Diego St.	64 52		
												290	A	UC Irvine	65 61		
												295	A	California Baptist	81 85		
												320	H	Utah Valley	59 51		
												332	H	Cal Poly	52 50		
												346	N	Chicago St.	96 65		
LAST 10 Division I																	
				203	H	UC Davis	46 56	36	A	Arizona	42 61						
				261	A	UC Riverside	61 66	265	A	Grand Canyon	57 58						
				290	A	UC Irvine	65 61	131	A	CSU Bakersfield	62 66						
				332	H	Cal Poly	52 50	115	H	Pacific	53 63						
				222	H	Cal St. Fullerton	68 70	346	N	Chicago St.	96 65						

Non-Div I Games:	Ottawa (AZ)	72	57
------------------	-------------	----	----

UC Santa Barbara

Loss, Non-Conf, S Site, H Home A Away N Neutral

Average RPI Win:	184	WON-LOST	WINNING	LAST 10	STRENGTH OF	OPP. STRENGTH	TEAM	ADJ.	CONF.	ADJ CONF.
Average RPI Loss:	58	RECORD	PCT. RANK	GAMES	SCHEDULE	OF SCHEDULE	RPI	RPI	RPI	RPI
DIV. I ONLY	10- 7	121	6-4	33	84	61	61	9	9	
DIV. I NON-CONF.	8- 4	90	4-1	37	124	57	57	8	8	
TOTALS	RPI 1-25	RPI 26-50	W-L RECORDS	RPI 51-100	RPI 101-150	RPI 150+				
10- 7	1- 2	0- 2	OVERALL	1- 1	2- 2	6- 0				
8- 1	1- 1	0- 0	HOME	0- 0	1- 0	6- 0				
2- 4	0- 0	0- 1	AWAY	1- 1	1- 2	0- 0				
0- 2	0- 1	0- 1	NEUTRAL	0- 0	0- 0	0- 0				
8- 4	1- 1	0- 2	NON-CONFERENCE	0- 1	2- 0	5- 0				
7- 0	1- 0	0- 0	HOME	0- 0	1- 0	5- 0				
1- 2	0- 0	0- 1	AWAY	0- 1	1- 0	0- 0				
0- 2	0- 1	0- 1	NEUTRAL	0- 0	0- 0	0- 0				
2- 3	0- 1	0- 0	CONFERENCE	1- 0	0- 2	1- 0				
1- 1	0- 1	0- 0	HOME	0- 0	0- 0	1- 0				
1- 2	0- 0	0- 0	AWAY	1- 0	0- 2	0- 0				
0- 0	0- 0	0- 0	NEUTRAL	0- 0	0- 0	0- 0				

RPI S	Opponent	Score	RPI S	Opponent	Score	RPI S	Opponent	Score	RPI S	Opponent	Score
3 H	UConn	52 59	29 A	FGCU	50 72	79 A	Belmont	37 72	114 A	Cincinnati	64 81
8 N	UCLA	56 61	45 N	James Madison	43 46	81 A	South Fla.	64 57	128 A	Tulane	59 60
22 H	Central Mich.	64 58							143 H	Wright St.	69 53
									150 A	SFA	63 57
									169 H	Saint Mary's (CA)	67 58
									198 H	Quinnipiac	80 58
									238 H	Stetson	66 40
									257 H	Delaware	75 49
									282 H	East Carolina	91 55
									296 H	Pittsburgh	74 58
LAST 10 Division I											
128 A	Tulane	59 60	22 H	Central Mich.	64 58						
81 A	South Fla.	64 57	143 H	Wright St.	69 53						
3 H	UConn	52 59	169 H	Saint Mary's (CA)	67 58						
114 A	Cincinnati	64 81	198 H	Quinnipiac	80 58						
282 H	East Carolina	91 55	45 N	James Madison	43 46						

Non-Div I Games:

UCF

■ Loss,
 ■ Non-Conf, S Site,
 ■ Home
 ■ Away
 N Neutral

Average RPI Win:	118	WON-LOST	WINNING	LAST 10	STRENGTH OF	OPP. STRENGTH	TEAM	ADJ.	CONF.	ADJ CONF.
Average RPI Loss:	77	RECORD	PCT. RANK	GAMES	SCHEDULE	OF SCHEDULE	RPI	RPI	RPI	RPI
DIV. I ONLY	17- 1	6	9-1	41	32	8	8	1	1	
DIV. I NON-CONF.	11- 0	1	3-0	117	37	12	12	1	1	
TOTALS	RPI 1-25	RPI 26-50	W-L RECORDS	RPI 51-100	RPI 101-150	RPI 150+				
17- 1	1- 0	5- 0	OVERALL	4- 1	2- 0	5- 0				
10- 0	0- 0	3- 0	HOME	2- 0	1- 0	4- 0				
6- 1	1- 0	2- 0	AWAY	1- 1	1- 0	1- 0				
1- 0	0- 0	0- 0	NEUTRAL	1- 0	0- 0	0- 0				
11- 0	1- 0	2- 0	NON-CONFERENCE	2- 0	1- 0	5- 0				
6- 0	0- 0	1- 0	HOME	0- 0	1- 0	4- 0				
4- 0	1- 0	1- 0	AWAY	1- 0	0- 0	1- 0				
1- 0	0- 0	0- 0	NEUTRAL	1- 0	0- 0	0- 0				
6- 1	0- 0	3- 0	CONFERENCE	2- 1	1- 0	0- 0				
4- 0	0- 0	2- 0	HOME	2- 0	0- 0	0- 0				
2- 1	0- 0	1- 0	AWAY	0- 1	1- 0	0- 0				
0- 0	0- 0	0- 0	NEUTRAL	0- 0	0- 0	0- 0				

RPI	S	Opponent	Score	RPI	S	Opponent	Score	RPI	S	Opponent	Score	RPI	S	Opponent	Score
14	A	Indiana	68 58	27	H	Arizona St.	68 66	61	N	UCF	61 56	106	A	Utah	84 54
				34	A	Virginia	73 62	67	A	Georgia	59 50	115	H	Pacific	68 57
				36	H	Arizona	70 58	77	A	Southern California	68 70	195	H	Northern Colo.	92 58
				42	A	Colorado	65 62	77	H	Southern California	83 59	250	A	CSUN	58 44
				50	H	Yale	100 65	98	H	Washington	85 80	259	H	LMU (CA)	74 52
												266	H	Long Beach St.	86 51
												303	H	Weber St.	85 45
LAST 10 Division I															
				98	H	Washington	85 80	27	H	Arizona St.	68 66				
				77	A	Southern California	68 70	77	H	Southern California	83 59				
				42	A	Colorado	65 62	14	A	Indiana	68 58				
				106	A	Utah	84 54	67	A	Georgia	59 50				
				36	H	Arizona	70 58	115	H	Pacific	68 57				

Non-Div I Games:

UCLA

Average RPI Loss: 11

Average RPI Win:	95	WON-LOST	WINNING	LAST 10	STRENGTH OF	OPP. STRENGTH	TEAM	ADJ.	CONF.	ADJ CONF.
Average RPI Loss:	11	RECORD	PCT. RANK	GAMES	SCHEDULE	OF SCHEDULE	RPI	RPI	RPI	RPI
DIV. I ONLY	17- 1	6	9-1	25	1	3	3	9	9	
DIV. I NON-CONF.	10- 1	19	3-1	8	1	1	1	8	8	
<hr/>										
TOTALS	RPI 1-25	RPI 26-50	W-L RECORDS	RPI 51-100	RPI 101-150	RPI 150+				
17- 1	1- 1	4- 0	OVERALL	5- 0	3- 0	4- 0				
7- 1	0- 1	1- 0	HOME	1- 0	3- 0	2- 0				
9- 0	1- 0	2- 0	AWAY	4- 0	0- 0	2- 0				
1- 0	0- 0	1- 0	NEUTRAL	0- 0	0- 0	0- 0				
10- 1	1- 1	3- 0	NON-CONFERENCE	4- 0	2- 0	0- 0				
4- 1	0- 1	1- 0	HOME	1- 0	2- 0	0- 0				
5- 0	1- 0	1- 0	AWAY	3- 0	0- 0	0- 0				
1- 0	0- 0	1- 0	NEUTRAL	0- 0	0- 0	0- 0				
7- 0	0- 0	1- 0	CONFERENCE	1- 0	1- 0	4- 0				
3- 0	0- 0	0- 0	HOME	0- 0	1- 0	2- 0				
4- 0	0- 0	1- 0	AWAY	1- 0	0- 0	2- 0				
0- 0	0- 0	0- 0	NEUTRAL	0- 0	0- 0	0- 0				

RPI 1-25				Team's RPI: 3		RPI 26-50				RPI 51-100				RPI 101+			
RPI	S	Opponent	Score	RPI	S	Opponent	Score	RPI	S	Opponent	Score	RPI	S	Opponent	Score		
11	H	Baylor	58 74	28	A	Ohio St.	73 62	55	A	Seton Hall	92 78	119	H	Notre Dame	81 57		
13	A	DePaul	84 74	33	N	Oklahoma	97 53	58	H	Tennessee	60 45	125	H	California	72 61		
				34	H	Virginia	83 44	61	A	UCF	59 52	148	H	Wichita St.	83 55		
				47	A	Temple	83 54	66	A	Vanderbilt	64 51	159	H	Houston	91 51		
								88	A	Dayton	75 37	164	A	Memphis	68 56		
												205	H	Tulsa	92 34		
												214	A	SMU	80 42		
LAST 10 Division I																	
				58	H	Tennessee	60 45	11	H	Baylor	58 74						
				205	H	Tulsa	92 34	214	A	SMU	80 42						
				61	A	UCF	59 52	148	H	Wichita St.	83 55						
				164	A	Memphis	68 56	33	N	Oklahoma	97 53						
				159	H	Houston	91 51	13	A	DePaul	84 74						

Non-Div I Games:

UConn

■ Loss, ■ Non-Conf, S Site, H Home A Away N Neutral

RPI 1-25				RPI 26-50				RPI 51-100				RPI 101+				Team's RPI: 341	
RPI	S	Opponent	Score	RPI	S	Opponent	Score	RPI	S	Opponent	Score	RPI	S	Opponent	Score		
18	H	Florida St.	42 86					74	A	Kansas	50 91	137	H	Western Mich.	52 80		
												143	H	Wright St.	43 58		
												165	A	Green Bay	36 73		
												166	A	Valparaiso	37 63		
												178	A	Kansas St.	40 84		
												180	H	Eastern Mich.	59 68		
												183	A	Cleveland St.	44 84		
												185	A	Youngstown St.	65 77		
												194	A	Miami (OH)	35 85		
												221	H	Northern Ky.	46 88		
												230	H	Eastern Ill.	45 80		
												262	H	Indiana St.	40 61		
												268	H	Oakland	70 64		
												278	A	Milwaukee	55 71		
												313	H	Detroit Mercy	62 70		
												325	A	Purdue Fort Wayne	50 61		
												346	A	Chicago St.	73 61		
LAST 10 Division I																	
				165	A	Green Bay	36 73	313	H	Detroit Mercy	62 70						
				278	A	Milwaukee	55 71	185	A	Youngstown St.	65 77						
				221	H	Northern Ky.	46 88	183	A	Cleveland St.	44 84						
				143	H	Wright St.	43 58	180	H	Eastern Mich.	59 68						
				268	H	Oakland	70 64	166	A	Valparaiso	37 63						

UIC

Page 306

Average RPI Win:	295	WON-LOST	WINNING	LAST 10	STRENGTH OF	OPP. STRENGTH	TEAM	ADJ.	CONF.	ADJ CONF.
Average RPI Loss:	209	RECORD	PCT. RANK	GAMES	SCHEDULE	OF SCHEDULE	RPI	RPI	RPI	RPI
DIV. I ONLY	4- 12	292	3-7	283	340	323	323	28	28	
DIV. I NON-CONF.	3- 7	252	2-2	305	321	315	315	29	29	
TOTALS	RPI 1-25	RPI 26-50	W-L RECORDS	RPI 51-100	RPI 101-150	RPI 150+				
4- 12	0- 0	0- 0	OVERALL	0- 1	0- 1	4- 10				
3- 3	0- 0	0- 0	HOME	0- 0	0- 0	3- 3				
1- 7	0- 0	0- 0	AWAY	0- 1	0- 1	1- 5				
0- 2	0- 0	0- 0	NEUTRAL	0- 0	0- 0	0- 2				
3- 7	0- 0	0- 0	NON-CONFERENCE	0- 0	0- 1	3- 6				
2- 1	0- 0	0- 0	HOME	0- 0	0- 0	2- 1				
1- 4	0- 0	0- 0	AWAY	0- 0	0- 1	1- 3				
0- 2	0- 0	0- 0	NEUTRAL	0- 0	0- 0	0- 2				
1- 5	0- 0	0- 0	CONFERENCE	0- 1	0- 0	1- 4				
1- 2	0- 0	0- 0	HOME	0- 0	0- 0	1- 2				
0- 3	0- 0	0- 0	AWAY	0- 1	0- 0	0- 2				
0- 0	0- 0	0- 0	NEUTRAL	0- 0	0- 0	0- 0				

RPI S	Opponent	Score	RPI S	Opponent	Score	RPI S	Opponent	Score	RPI S	Opponent	Score	Team's RPI: 323
						94	A Stony Brook	45 57	112	A Syracuse	48 82	
									157	A William & Mary	48 76	
									192	H Binghamton	43 61	
									208	N La Salle	58 74	
									210	A Mt. St. Mary's	61 71	
									223	N Kennesaw St.	44 59	
									225	A Lafayette	65 58	
									234	A UMass Lowell	64 75	
									240	H Howard	61 72	
									269	H Morgan St.	65 63	
									276	A Wagner	60 67	
									277	A Vermont	58 60	
									279	H New Hampshire	63 72	
									343	H Coppin St.	71 48	
									344	H Hartford	61 54	
LAST 10 Division I												
344	H Hartford	61 54	94	A Stony Brook	45 57							
279	H New Hampshire	63 72	225	A Lafayette	65 58							
277	A Vermont	58 60	269	H Morgan St.	65 63							
192	H Binghamton	43 61	112	A Syracuse	48 82							
234	A UMass Lowell	64 75	223	N Kennesaw St.	44 59							

Non-Div I Games: Gettysburg 92 50

UMBC

■ Loss,
■ Non-Conf,
■ S Site,
■ H Home
■ A Away
N Neutral

Average RPI Win:	261	WON-LOST	WINNING	LAST 10	STRENGTH OF	OPP. STRENGTH	TEAM	ADJ.	CONF.	ADJ CONF.
Average RPI Loss:	166	RECORD	PCT. RANK	GAMES	SCHEDULE	OF SCHEDULE	RPI	RPI	RPI	RPI
DIV. I ONLY	2- 14	331	2-8	177	275	322	322	30	30	
DIV. I NON-CONF.	1- 10	329	1-4	127	197	311	311	31	31	
TOTALS	RPI 1-25	RPI 26-50	W-L RECORDS	RPI 51-100	RPI 101-150	RPI 150+				
2- 14	0- 0	0- 2	OVERALL	0- 1	0- 4	2- 7				
2- 5	0- 0	0- 0	HOME	0- 0	0- 2	2- 3				
0- 9	0- 0	0- 2	AWAY	0- 1	0- 2	0- 4				
0- 0	0- 0	0- 0	NEUTRAL	0- 0	0- 0	0- 0				
1- 10	0- 0	0- 2	NON-CONFERENCE	0- 1	0- 3	1- 4				
1- 3	0- 0	0- 0	HOME	0- 0	0- 1	1- 2				
0- 7	0- 0	0- 2	AWAY	0- 1	0- 2	0- 2				
0- 0	0- 0	0- 0	NEUTRAL	0- 0	0- 0	0- 0				
1- 4	0- 0	0- 0	CONFERENCE	0- 0	0- 1	1- 3				
1- 2	0- 0	0- 0	HOME	0- 0	0- 1	1- 1				
0- 2	0- 0	0- 0	AWAY	0- 0	0- 0	0- 2				
0- 0	0- 0	0- 0	NEUTRAL	0- 0	0- 0	0- 0				

RPI	S	Opponent	Score	RPI	S	Opponent	Score	RPI	S	Opponent	Score	RPI	S	Opponent	Score	Team's RPI: 322
26	A	Virginia Tech	43 86	71	A	Charlotte	44 64	103	A	UNC Greensboro	48 86					
37	A	Old Dominion	39 48					112	A	Syracuse	50 65					
								124	H	N.C. A&T	31 67					
								126	H	Richmond	52 64					
								157	A	William & Mary	50 78					
								174	A	Norfolk St.	45 68					
								210	H	Mt. St. Mary's	78 76					
								236	H	Georgetown	39 57					
								240	H	Howard	58 79					
								282	A	East Carolina	42 57					
								288	H	Longwood	62 71					
								312	H	N.C. Central	65 63					
								349	A	South Carolina St.	55 60					
LAST 10 Division I																
349	A	South Carolina St.	55 60	71	A	Charlotte	44 64									
174	A	Norfolk St.	45 68	236	H	Georgetown	39 57									
312	H	N.C. Central	65 63	288	H	Longwood	62 71									
124	H	N.C. A&T	31 67	210	H	Mt. St. Mary's	78 76									
240	H	Howard	58 79	37	A	Old Dominion	39 48									

Non-Div I Games: Greensboro 65 48 Wesley 75 29

UMES

Loss, Non-Conf, S Site, H Home A Away N Neutral

Average RPI Win:	262	WON-LOST	WINNING	LAST 10	STRENGTH OF	OPP. STRENGTH	TEAM	ADJ.	CONF.	ADJ CONF.
Average RPI Loss:	149	RECORD	PCT. RANK	GAMES	SCHEDULE	OF SCHEDULE	RPI	RPI	RPI	RPI
DIV. I ONLY	9- 9	175	6-4	278	171	231	231	32	32	
DIV. I NON-CONF.	5- 7	205	2-2	243	48	250	250	32	32	
TOTALS	RPI 1-25	RPI 26-50	W-L RECORDS	RPI 51-100	RPI 101-150	RPI 150+				
9- 9	0- 1	0- 0	OVERALL	0- 1	1- 4	8- 3				
6- 4	0- 0	0- 0	HOME	0- 1	1- 2	5- 1				
3- 5	0- 1	0- 0	AWAY	0- 0	0- 2	3- 2				
0- 0	0- 0	0- 0	NEUTRAL	0- 0	0- 0	0- 0				
5- 7	0- 1	0- 0	NON-CONFERENCE	0- 1	1- 3	4- 2				
4- 4	0- 0	0- 0	HOME	0- 1	1- 2	3- 1				
1- 3	0- 1	0- 0	AWAY	0- 0	0- 1	1- 1				
0- 0	0- 0	0- 0	NEUTRAL	0- 0	0- 0	0- 0				
4- 2	0- 0	0- 0	CONFERENCE	0- 0	0- 1	4- 1				
2- 0	0- 0	0- 0	HOME	0- 0	0- 0	2- 0				
2- 2	0- 0	0- 0	AWAY	0- 0	0- 1	2- 1				
0- 0	0- 0	0- 0	NEUTRAL	0- 0	0- 0	0- 0				

RPI 1-25			RPI 26-50			RPI 51-100			RPI 101+ Team's RPI: 231		
RPI	S	Opponent	Score	RPI	S	Opponent	Score	RPI	S	Opponent	Score
7	A	Missouri St.	58 83					93	H	Davidson	64 74
								102	H	Loyola Chicago	67 72
								108	H	Liberty	44 68
								115	A	Pacific	60 89
								131	A	CSU Bakersfield	60 70
								149	H	Missouri	59 56
								178	H	Kansas St.	67 74
								200	H	Portland St.	87 69
								204	A	George Mason	64 58
								265	A	Grand Canyon	74 53
								273	H	Denver	83 79
								285	A	Omaha	53 57
								287	H	Eastern Wash.	66 55
								310	H	New Mexico St.	56 52
								320	A	Utah Valley	41 62
								328	H	UTRGV	60 56
								340	A	Seattle U	76 65
LAST 10 Division I											
265	A	Grand Canyon	74 53	340	A	Seattle U	76 65				
131	A	CSU Bakersfield	60 70	108	H	Liberty	44 68				
310	H	New Mexico St.	56 52	287	H	Eastern Wash.	66 55				
328	H	UTRGV	60 56	178	H	Kansas St.	67 74				
320	A	Utah Valley	41 62	149	H	Missouri	59 56				

Non-Div I Games: Rockhurst 78 60 Science & Arts Okla74 43

UMKC

Loss, Non-Conf, S Site, H Home A Away N Neutral

Average RPI Win:	304	WON-LOST	WINNING	LAST 10	STRENGTH OF	OPP. STRENGTH	TEAM	ADJ.	CONF.	ADJ CONF.
Average RPI Loss:	116	RECORD	PCT. RANK	GAMES	SCHEDULE	OF SCHEDULE	RPI	RPI	RPI	RPI
DIV. I ONLY	10- 9	167	8-2	281	301	234	234	28	28	
DIV. I NON-CONF.	4- 9	250	2-2	211	301	274	274	29	29	
TOTALS	RPI 1-25	RPI 26-50	W-L RECORDS	RPI 51-100	RPI 101-150	RPI 150+				
10- 9	0- 0	0- 1	OVERALL	0- 3	0- 2	10- 3				
6- 4	0- 0	0- 1	HOME	0- 0	0- 1	6- 2				
4- 5	0- 0	0- 0	AWAY	0- 3	0- 1	4- 1				
0- 0	0- 0	0- 0	NEUTRAL	0- 0	0- 0	0- 0				
4- 9	0- 0	0- 1	NON-CONFERENCE	0- 3	0- 2	4- 3				
2- 4	0- 0	0- 1	HOME	0- 0	0- 1	2- 2				
2- 5	0- 0	0- 0	AWAY	0- 3	0- 1	2- 1				
0- 0	0- 0	0- 0	NEUTRAL	0- 0	0- 0	0- 0				
6- 0	0- 0	0- 0	CONFERENCE	0- 0	0- 0	6- 0				
4- 0	0- 0	0- 0	HOME	0- 0	0- 0	4- 0				
2- 0	0- 0	0- 0	AWAY	0- 0	0- 0	2- 0				
0- 0	0- 0	0- 0	NEUTRAL	0- 0	0- 0	0- 0				

RPI 1-25				RPI 26-50				RPI 51-100				RPI 101+				Team's RPI: 234	
RPI	S	Opponent	Score	RPI	S	Opponent	Score	RPI	S	Opponent	Score	RPI	S	Opponent	Score		
				50	H	Yale	59 67	74	A	Kansas	44 79	127	A	Providence	38 63		
								85	A	Boston College	46 89	134	H	Massachusetts	58 74		
								92	A	Colgate	51 73	154	H	Cornell	56 70		
												155	H	Dartmouth	51 62		
												170	A	Merrimack	50 73		
												192	A	Binghamton	66 56		
												232	H	Maine	66 57		
												279	H	New Hampshire	58 53		
												319	H	Albany (NY)	53 51		
												321	A	Bryant	55 35		
												323	H	UMBC	75 64		
												339	H	Fairleigh Dickinson	61 56		
												344	A	Hartford	68 63		
												345	A	Central Conn. St.	56 54		
												348	H	LIU Brooklyn	65 56		
LAST 10 Division I																	
				319	H	Albany (NY)	53 51	279	H	New Hampshire	58 53						
				232	H	Maine	66 57	339	H	Fairleigh Dickinson	61 56						
				192	A	Binghamton	66 56	170	A	Merrimack	50 73						
				344	A	Hartford	68 63	155	H	Dartmouth	51 62						
				323	H	UMBC	75 64	348	H	LIU Brooklyn	65 56						

Non-Div I Games:

UMass Lowell

■ Loss,
 ■ Non-Conf,
 ■ S Site,
 ■ H Home
 ■ A Away
 N Neutral

UNC Asheville

Through Games Of Jan. 24, 2020

Average RPI Win:	270	WON-LOST	WINNING	LAST 10	STRENGTH OF	OPP. STRENGTH	TEAM	ADJ.	CONF.	ADJ CONF.
Average RPI Loss:	197	RECORD	PCT. RANK	GAMES	SCHEDULE	OF SCHEDULE	RPI	RPI	RPI	RPI
DIV. I ONLY	9- 6	114	6-4	336	318	248	248	26	26	
DIV. I NON-CONF.	4- 3	138	1-1	338	276	243	243	27	27	
TOTALS	RPI 1-25	RPI 26-50	W-L RECORDS	RPI 51-100	RPI 101-150	RPI 150+				
9- 6	0- 0	0- 0	OVERALL	0- 1	1- 1	8- 4				
4- 3	0- 0	0- 0	HOME	0- 0	1- 1	3- 2				
4- 3	0- 0	0- 0	AWAY	0- 1	0- 0	4- 2				
1- 0	0- 0	0- 0	NEUTRAL	0- 0	0- 0	1- 0				
4- 3	0- 0	0- 0	NON-CONFERENCE	0- 1	0- 1	4- 1				
1- 1	0- 0	0- 0	HOME	0- 0	0- 1	1- 0				
2- 2	0- 0	0- 0	AWAY	0- 1	0- 0	2- 1				
1- 0	0- 0	0- 0	NEUTRAL	0- 0	0- 0	1- 0				
5- 3	0- 0	0- 0	CONFERENCE	0- 0	1- 0	4- 3				
3- 2	0- 0	0- 0	HOME	0- 0	1- 0	2- 2				
2- 1	0- 0	0- 0	AWAY	0- 0	0- 0	2- 1				
0- 0	0- 0	0- 0	NEUTRAL	0- 0	0- 0	0- 0				

RPI S	Opponent	Score	RPI S	Opponent	Score	RPI S	Opponent	Score	RPI S	Opponent	Score	Team's RPI: 248
						56	A Miami (FL)	46 75	103	H UNC Greensboro	40 67	
									136	H Campbell	60 52	
									171	A Hampton	59 68	
									220	H Gardner-Webb	59 65	
									233	A ETSU	72 54	
									242	H High Point	76 60	
									246	N Southern U.	53 34	
									254	A Radford	63 50	
									299	A Wofford	38 75	
									302	H Presbyterian	54 39	
									331	A Western Caro.	64 47	
									333	H Charleston So.	48 60	
									336	A USC Upstate	68 48	
									349	H South Carolina St.	82 51	
LAST 10 Division I												
220	H Gardner-Webb	59 65	136	H Campbell	60 52							
333	H Charleston So.	48 60	171	A Hampton	59 68							
254	A Radford	63 50	302	H Presbyterian	54 39							
242	H High Point	76 60	246	N Southern U.	53 34							
336	A USC Upstate	68 48	56	A Miami (FL)	46 75							

Non-Div I Games: Montreat 89 45 Lenoir-Rhyne 68 48

UNC Asheville

Loss, Non-Conf, S Site, H Home A Away N Neutral

UNC Greensboro

Through Games Of Jan. 24, 2020

Average RPI Win:	229	WON-LOST	WINNING	LAST 10	STRENGTH OF	OPP. STRENGTH	TEAM	ADJ.	CONF.	ADJ CONF.
Average RPI Loss:	123	RECORD	PCT. RANK	GAMES	SCHEDULE	OF SCHEDULE	RPI	RPI	RPI	RPI
DIV. I ONLY	12- 4	47	8-2	253	223	103	103	24	24	
DIV. I NON-CONF.	8- 4	90	4-2	168	279	96	96	20	20	
TOTALS	RPI 1-25	RPI 26-50	W-L RECORDS	RPI 51-100	RPI 101-150	RPI 150+				
12- 4	0- 0	0- 0	OVERALL	1- 0	1- 4	10- 0				
7- 1	0- 0	0- 0	HOME	0- 0	0- 1	7- 0				
5- 3	0- 0	0- 0	AWAY	1- 0	1- 3	3- 0				
0- 0	0- 0	0- 0	NEUTRAL	0- 0	0- 0	0- 0				
8- 4	0- 0	0- 0	NON-CONFERENCE	1- 0	1- 4	6- 0				
4- 1	0- 0	0- 0	HOME	0- 0	0- 1	4- 0				
4- 3	0- 0	0- 0	AWAY	1- 0	1- 3	2- 0				
0- 0	0- 0	0- 0	NEUTRAL	0- 0	0- 0	0- 0				
4- 0	0- 0	0- 0	CONFERENCE	0- 0	0- 0	4- 0				
3- 0	0- 0	0- 0	HOME	0- 0	0- 0	3- 0				
1- 0	0- 0	0- 0	AWAY	0- 0	0- 0	1- 0				
0- 0	0- 0	0- 0	NEUTRAL	0- 0	0- 0	0- 0				

RPI 1-25				RPI 26-50				RPI 51-100				RPI 101+				Team's RPI: 103	
RPI	S	Opponent	Score	RPI	S	Opponent	Score	RPI	S	Opponent	Score	RPI	S	Opponent	Score		
								63	A	Wake Forest	67 65	104	A	Coastal Caro.	54	63	
												108	A	Liberty	58	53	
												124	A	N.C. A&T	48	57	
												126	H	Richmond	62	70	
												136	A	Campbell	64	72	
												153	A	Furman	59	53	
												209	H	Chattanooga	49	41	
												233	H	ETSU	63	47	
												242	H	High Point	82	70	
												248	A	UNC Asheville	67	40	
												249	A	Col. of Charleston	69	56	
												267	H	Appalachian St.	54	47	
												317	H	Georgia St.	64	49	
												322	H	UMES	86	48	
												331	H	Western Caro.	54	43	
LAST 10 Division I																	
				153	A	Furman	59 53					242	H	High Point	82	70	
				331	H	Western Caro.	54 43					249	A	Col. of Charleston	69	56	
				209	H	Chattanooga	49 41					124	A	N.C. A&T	48	57	
				233	H	ETSU	63 47					317	H	Georgia St.	64	49	
				267	H	Appalachian St.	54 47					136	A	Campbell	64	72	

Non-Div I Games: Erskine 106 44 Concord 80 45 Lenoir-Rhyne 84 59

UNC Greensboro

Loss, Non-Conf, S Site, H Home A Away N Neutral

Average RPI Win:	266	WON-LOST	WINNING	LAST 10	STRENGTH OF	OPP. STRENGTH	TEAM	ADJ.	CONF.	ADJ CONF.
Average RPI Loss:	129	RECORD	PCT. RANK	GAMES	SCHEDULE	OF SCHEDULE	RPI	RPI	RPI	RPI
DIV. I ONLY	4- 11	286	3-7	83	277	244	244	14	14	
DIV. I NON-CONF.	2- 7	288	1-3	119	334	280	280	14	14	
TOTALS	RPI 1-25	RPI 26-50	W-L RECORDS	RPI 51-100	RPI 101-150	RPI 150+				
4- 11	0- 1	0- 1	OVERALL	0- 3	0- 2	4- 4				
2- 6	0- 0	0- 1	HOME	0- 1	0- 1	2- 3				
2- 4	0- 1	0- 0	AWAY	0- 1	0- 1	2- 1				
0- 1	0- 0	0- 0	NEUTRAL	0- 1	0- 0	0- 0				
2- 7	0- 1	0- 0	NON-CONFERENCE	0- 2	0- 1	2- 3				
1- 3	0- 0	0- 0	HOME	0- 0	0- 1	1- 2				
1- 3	0- 1	0- 0	AWAY	0- 1	0- 0	1- 1				
0- 1	0- 0	0- 0	NEUTRAL	0- 1	0- 0	0- 0				
2- 4	0- 0	0- 1	CONFERENCE	0- 1	0- 1	2- 1				
1- 3	0- 0	0- 1	HOME	0- 1	0- 0	1- 1				
1- 1	0- 0	0- 0	AWAY	0- 0	0- 1	1- 0				
0- 0	0- 0	0- 0	NEUTRAL	0- 0	0- 0	0- 0				

RPI 1-25				RPI 26-50				RPI 51-100				RPI 101+ Team's RPI: 244			
RPI	S	Opponent	Score	RPI	S	Opponent	Score	RPI	S	Opponent	Score	RPI	S	Opponent	Score
19	A	NC State	40 80	45	H	James Madison	58 66	57	N	North Carolina	45 85	104	H	Coastal Caro.	43 62
								63	A	Wake Forest	55 65	122	A	Elon	53 77
								82	H	Drexel	72 73	157	A	William & Mary	72 55
												163	H	Towson	41 62
												223	H	Kennesaw St.	56 58
												252	H	Winthrop	63 75
												257	H	Delaware	71 65
												288	A	Longwood	58 59
												302	A	Presbyterian	70 60
												349	H	South Carolina St.	84 46
LAST 10 Division I															
163	H	Towson	41 62	257	H	Delaware	71 65								
45	H	James Madison	58 66	57	N	North Carolina	45 85								
122	A	Elon	53 77	252	H	Winthrop	63 75								
157	A	William & Mary	72 55	104	H	Coastal Caro.	43 62								
82	H	Drexel	72 73	302	A	Presbyterian	70 60								

Non-Div I Games: Catawba 75 78 Mount Olive 75 67

UNCW

Loss, Non-Conf, S Site, H Home A Away N Neutral

Average RPI Win:	166	WON-LOST	WINNING	LAST 10	STRENGTH OF	OPP. STRENGTH	TEAM	ADJ.	CONF.	ADJ CONF.
Average RPI Loss:	38	RECORD	PCT. RANK	GAMES	SCHEDULE	OF SCHEDULE	RPI	RPI	RPI	RPI
DIV. I ONLY	10- 6	108	6-4	93	4	52	52	7	7	
DIV. I NON-CONF.	7- 3	80	3-1	114	2	43	43	7	7	
<hr/>										
TOTALS	RPI 1-25	RPI 26-50	W-L RECORDS	RPI 51-100	RPI 101-150	RPI 150+				
10- 6	1- 1	0- 3	OVERALL	3- 2	2- 0	4- 0				
5- 0	1- 0	0- 0	HOME	1- 0	0- 0	3- 0				
5- 4	0- 1	0- 2	AWAY	2- 1	2- 0	1- 0				
0- 2	0- 0	0- 1	NEUTRAL	0- 1	0- 0	0- 0				
7- 3	1- 0	0- 2	NON-CONFERENCE	2- 1	2- 0	2- 0				
3- 0	1- 0	0- 0	HOME	1- 0	0- 0	1- 0				
4- 1	0- 0	0- 1	AWAY	1- 0	2- 0	1- 0				
0- 2	0- 0	0- 1	NEUTRAL	0- 1	0- 0	0- 0				
3- 3	0- 1	0- 1	CONFERENCE	1- 1	0- 0	2- 0				
2- 0	0- 0	0- 0	HOME	0- 0	0- 0	2- 0				
1- 3	0- 1	0- 1	AWAY	1- 1	0- 0	0- 0				
0- 0	0- 0	0- 0	NEUTRAL	0- 0	0- 0	0- 0				

RPI 1-25				RPI 26-50				RPI 51-100 Team's RPI: 52				RPI 101+			
RPI	S	Opponent	Score	RPI	S	Opponent	Score	RPI	S	Opponent	Score	RPI	S	Opponent	Score
4	H	Iowa	88 66	28	N	Ohio St.	46 64	53	H	IUPUI	51 50	148	A	Wichita St.	61 50
7	A	Missouri St.	66 80	30	A	Creighton	54 57	61	A	Bradley	47 61	149	A	Missouri	78 73
				31	A	Drake	87 104	64	A	Iowa St.	71 63	262	H	Indiana St.	73 43
								69	N	Alabama	77 87	285	A	Omaha	81 45
								76	A	Southern Ill.	60 57	291	H	North Dakota St.	95 63
												326	H	Evansville	76 60
<hr/>															
LAST 10 Division I															
				61	A	Bradley	47 61	31	A	Drake	87 104				
				262	H	Indiana St.	73 43	64	A	Iowa St.	71 63				
				326	H	Evansville	76 60	53	H	IUPUI	51 50				
				7	A	Missouri St.	66 80	285	A	Omaha	81 45				
				76	A	Southern Ill.	60 57	30	A	Creighton	54 57				

Non-Div I Games: Northwest Mo. St. 78 53

UNI

Average RPI Win:	209	WON-LOST	WINNING	LAST 10	STRENGTH OF	OPP. STRENGTH	TEAM	ADJ.	CONF.	ADJ CONF.
Average RPI Loss:	131	RECORD	PCT. RANK	GAMES	SCHEDULE	OF SCHEDULE	RPI	RPI	RPI	RPI
DIV. I ONLY	10- 9	167	7-3	190	146	182	182	17	17	
DIV. I NON-CONF.	4- 7	225	1-2	234	60	263	263	24	24	
TOTALS	RPI 1-25	RPI 26-50	W-L RECORDS	RPI 51-100	RPI 101-150	RPI 150+				
10- 9	0- 0	1- 2	OVERALL	1- 2	1- 2	7- 3				
6- 5	0- 0	1- 2	HOME	1- 1	1- 1	3- 1				
4- 4	0- 0	0- 0	AWAY	0- 1	0- 1	4- 2				
0- 0	0- 0	0- 0	NEUTRAL	0- 0	0- 0	0- 0				
4- 7	0- 0	1- 2	NON-CONFERENCE	1- 1	0- 1	2- 3				
3- 4	0- 0	1- 2	HOME	1- 0	0- 1	1- 1				
1- 3	0- 0	0- 0	AWAY	0- 1	0- 0	1- 2				
0- 0	0- 0	0- 0	NEUTRAL	0- 0	0- 0	0- 0				
6- 2	0- 0	0- 0	CONFERENCE	0- 1	1- 1	5- 0				
3- 1	0- 0	0- 0	HOME	0- 1	1- 0	2- 0				
3- 1	0- 0	0- 0	AWAY	0- 0	0- 1	3- 0				
0- 0	0- 0	0- 0	NEUTRAL	0- 0	0- 0	0- 0				

RPI S	Opponent	Score	RPI S	Opponent	Score	RPI S	Opponent	Score	RPI S	Opponent	Score	Team's RPI: 182
34	H Virginia	55 63	77	A Southern California	54 75	101	H Boise St.	66 65				
41	H Duke	45 57	81	H South Fla.	61 51	122	H Elon	44 50				
49	H St. John's (NY)	79 75	90	H Fresno St.	66 72	133	A San Jose St.	60 62				
						184	A New Mexico	68 51				
						191	A Southern Utah	68 72				
						217	H Wyoming	65 53				
						222	H Cal St. Fullerton	58 64				
						243	A Pepperdine	69 44				
						265	A Grand Canyon	51 53				
						271	A Utah St.	60 46				
						282	H Nevada	66 64				
						316	A Air Force	67 60				
						349	H South Carolina St.	66 57				
LAST 10 Division I												
282	H Nevada	66 64	316	A Air Force	67 60							
184	A New Mexico	68 51	271	A Utah St.	60 46							
133	A San Jose St.	60 62	81	H South Fla.	61 51							
217	H Wyoming	65 53	34	H Virginia	55 63							
101	H Boise St.	66 65	265	A Grand Canyon	51 53							

Non-Div I Games:

UNLV

■ Loss,
 ■ Non-Conf,
 ■ S Site,
 ■ H Home
 ■ A Away
 N Neutral

USC Upstate

Through Games Of Jan. 24, 2020

Average RPI Win:	341	WON-LOST	WINNING	LAST 10	STRENGTH OF	OPP. STRENGTH	TEAM	ADJ.	CONF.	ADJ CONF.
Average RPI Loss:	200	RECORD	PCT. RANK	GAMES	SCHEDULE	OF SCHEDULE	RPI	RPI	RPI	RPI
DIV. I ONLY	4- 12	292	2-8	314	338	336	336	26	26	
DIV. I NON-CONF.	3- 4	201	1-0	339	258	306	306	27	27	
TOTALS	RPI 1-25	RPI 26-50	W-L RECORDS	RPI 51-100	RPI 101-150	RPI 150+				
4- 12	0- 1	0- 0	OVERALL	0- 1	0- 1	4- 9				
4- 4	0- 0	0- 0	HOME	0- 0	0- 0	4- 4				
0- 8	0- 1	0- 0	AWAY	0- 1	0- 1	0- 5				
0- 0	0- 0	0- 0	NEUTRAL	0- 0	0- 0	0- 0				
3- 4	0- 1	0- 0	NON-CONFERENCE	0- 1	0- 0	3- 2				
3- 0	0- 0	0- 0	HOME	0- 0	0- 0	3- 0				
0- 4	0- 1	0- 0	AWAY	0- 1	0- 0	0- 2				
0- 0	0- 0	0- 0	NEUTRAL	0- 0	0- 0	0- 0				
1- 8	0- 0	0- 0	CONFERENCE	0- 0	0- 1	1- 7				
1- 4	0- 0	0- 0	HOME	0- 0	0- 0	1- 4				
0- 4	0- 0	0- 0	AWAY	0- 0	0- 1	0- 3				
0- 0	0- 0	0- 0	NEUTRAL	0- 0	0- 0	0- 0				

RPI 1-25				RPI 26-50				RPI 51-100				RPI 101+ Team's RPI: 336			
RPI	S	Opponent	Score	RPI	S	Opponent	Score	RPI	S	Opponent	Score	RPI	S	Opponent	Score
1	A	South Carolina	32 112					67	A	Georgia	53 67	136	A	Campbell	38 50
												171	A	Hampton	40 60
												220	A	Gardner-Webb	53 63
												239	A	Jacksonville	43 87
												242	A	High Point	46 85
												248	H	UNC Asheville	48 68
												252	H	Winthrop	38 52
												254	H	Radford	41 57
												282	A	East Carolina	48 69
												288	H	Longwood	62 70
												331	H	Western Caro.	70 62
												333	H	Charleston So.	70 53
												349	H	South Carolina St.	58 47
												350	H	Florida A&M	74 61
LAST 10 Division I															
254	H	Radford	41 57	248	H	UNC Asheville	48 68								
220	A	Gardner-Webb	53 63	242	A	High Point	46 85								
171	A	Hampton	40 60	136	A	Campbell	38 50								
288	H	Longwood	62 70	333	H	Charleston So.	70 53								
252	H	Winthrop	38 52	349	H	South Carolina St.	58 47								

Non-Div I Games: Mars Hill 89 31 UNKNOWN 71 49

USC Upstate

Loss, Non-Conf, S Site, H Home A Away N Neutral

Average RPI Win:	239	WON-LOST	WINNING	LAST 10	STRENGTH OF	OPP. STRENGTH	TEAM	ADJ.	CONF.	ADJ CONF.
Average RPI Loss:	47	RECORD	PCT. RANK	GAMES	SCHEDULE	OF SCHEDULE	RPI	RPI	RPI	RPI
DIV. I ONLY	12- 7	100	7-3	117	143	105	105	22	22	
DIV. I NON-CONF.	6- 6	164	1-2	71	53	110	110	21	21	
TOTALS	RPI 1-25	RPI 26-50	W-L RECORDS	RPI 51-100	RPI 101-150	RPI 150+				
12- 7	0- 3	0- 1	OVERALL	0- 2	2- 1	10- 0				
7- 2	0- 0	0- 0	HOME	0- 2	2- 0	5- 0				
5- 2	0- 1	0- 0	AWAY	0- 0	0- 1	5- 0				
0- 3	0- 2	0- 1	NEUTRAL	0- 0	0- 0	0- 0				
6- 6	0- 3	0- 1	NON-CONFERENCE	0- 2	1- 0	5- 0				
3- 2	0- 0	0- 0	HOME	0- 2	1- 0	2- 0				
3- 1	0- 1	0- 0	AWAY	0- 0	0- 0	3- 0				
0- 3	0- 2	0- 1	NEUTRAL	0- 0	0- 0	0- 0				
6- 1	0- 0	0- 0	CONFERENCE	0- 0	1- 1	5- 0				
4- 0	0- 0	0- 0	HOME	0- 0	1- 0	3- 0				
2- 1	0- 0	0- 0	AWAY	0- 0	0- 1	2- 0				
0- 0	0- 0	0- 0	NEUTRAL	0- 0	0- 0	0- 0				

RPI 1-25				RPI 26-50				RPI 51-100				RPI 101+ Team's RPI: 105			
RPI	S	Opponent	Score	RPI	S	Opponent	Score	RPI	S	Opponent	Score	RPI	S	Opponent	Score
2	N	Louisville	67 76	35	N	Oklahoma St.	47 60	75	H	Marist	57 73	104	A	Coastal Caro.	56 62
6	N	Oregon	54 91					95	H	Texas Southern	63 74	129	H	Louisiana	79 52
15	A	Northwestern	47 74									143	H	Wright St.	68 62
												178	A	Kansas St.	57 53
												189	H	Little Rock	65 58
												214	H	SMU	51 46
												228	A	North Texas	68 49
												241	H	Arkansas St.	71 44
												253	A	South Alabama	68 45
												267	A	Appalachian St.	82 60
												338	A	Grambling	88 54
												346	H	Chicago St.	84 53
												347	H	La.-Monroe	72 34
LAST 10 Division I															
253	A	South Alabama	68 45	189	H	Little Rock	65 58	241	H	Arkansas St.	71 44				
347	H	La.-Monroe	72 34					95	H	Texas Southern	63 74	214	H	SMU	51 46
129	H	Louisiana	79 52					75	H	Marist	57 73				
104	A	Coastal Caro.	56 62												
267	A	Appalachian St.	82 60												

Non-Div I Games:

UT Arlington

■ Loss,
 ■ Non-Conf,
 ■ S Site,
 ■ H Home
 ■ A Away
 N Neutral

Average RPI Win:	187	WON-LOST	WINNING	LAST 10	STRENGTH OF	OPP. STRENGTH	TEAM	ADJ.	CONF.	ADJ CONF.
Average RPI Loss:	73	RECORD	PCT. RANK	GAMES	SCHEDULE	OF SCHEDULE	RPI	RPI	RPI	RPI
DIV. I ONLY	10- 8	147	7-3	65	87	83	83	20	20	
DIV. I NON-CONF.	4- 7	225	1-2	21	10	119	119	23	23	
TOTALS	RPI 1-25	RPI 26-50	W-L RECORDS	RPI 51-100	RPI 101-150	RPI 150+				
10- 8	0- 3	0- 1	OVERALL	2- 2	0- 1	8- 1				
8- 1	0- 1	0- 0	HOME	2- 0	0- 0	6- 0				
2- 7	0- 2	0- 1	AWAY	0- 2	0- 1	2- 1				
0- 0	0- 0	0- 0	NEUTRAL	0- 0	0- 0	0- 0				
4- 7	0- 3	0- 1	NON-CONFERENCE	1- 2	0- 1	3- 0				
4- 1	0- 1	0- 0	HOME	1- 0	0- 0	3- 0				
0- 6	0- 2	0- 1	AWAY	0- 2	0- 1	0- 0				
0- 0	0- 0	0- 0	NEUTRAL	0- 0	0- 0	0- 0				
6- 1	0- 0	0- 0	CONFERENCE	1- 0	0- 0	5- 1				
4- 0	0- 0	0- 0	HOME	1- 0	0- 0	3- 0				
2- 1	0- 0	0- 0	AWAY	0- 0	0- 0	2- 1				
0- 0	0- 0	0- 0	NEUTRAL	0- 0	0- 0	0- 0				

RPI 1-25				RPI 26-50				RPI 51-100 Team's RPI: 83				RPI 101+			
RPI	S	Opponent	Score	RPI	S	Opponent	Score	RPI	S	Opponent	Score	RPI	S	Opponent	Score
2	H	Louisville	63 71	48	A	Arkansas	46 96	53	H	IUPUI	57 51	109	A	Saint Louis	50 56
9	A	Gonzaga	55 78					76	A	Southern Ill.	59 70	167	H	Samford	80 75
12	A	Mississippi St.	46 82					79	H	Belmont	74 57	172	A	Austin Peay	69 61
								97	A	Illinois St.	47 70	172	H	Austin Peay	65 61
												209	H	Chattanooga	78 51
												215	A	Murray St.	89 64
												215	H	Murray St.	98 56
												230	A	Eastern Ill.	70 74
												251	H	Lipscomb	83 67
												334	H	Tennessee St.	88 71
LAST 10 Division I															
230	A	Eastern Ill.	70 74	172	A	Austin Peay	69 61								
172	H	Austin Peay	65 61	215	A	Murray St.	89 64								
215	H	Murray St.	98 56	48	A	Arkansas	46 96								
79	H	Belmont	74 57	2	H	Louisville	63 71								
334	H	Tennessee St.	88 71	251	H	Lipscomb	83 67								

Non-Div I Games:

UT Martin

U
T
E
P

UTEP				Through Games Of Jan. 24, 2020						
Average RPI Win:	265	WON-LOST	WINNING	LAST 10	STRENGTH OF	OPP. STRENGTH	TEAM	ADJ.	CONF.	ADJ CONF.
Average RPI Loss:	163	RECORD	PCT. RANK	GAMES	SCHEDULE	OF SCHEDULE	RPI	RPI	RPI	RPI
DIV. I ONLY		11- 6	91	5-5	285	262	218	218	13	13
DIV. I NON-CONF.		7- 4	100	1-3	308	286	252	252	13	13

TOTALS	RPI 1-25	RPI 26-50		W-L RECORDS		RPI 51-100	RPI 101-150		RPI 150+	
11- 6	0- 0	0- 1		OVERALL		0- 1	1- 0		10- 4	
9- 4	0- 0	0- 1		HOME		0- 1	1- 0		8- 2	
2- 2	0- 0	0- 0		AWAY		0- 0	0- 0		2- 2	
0- 0	0- 0	0- 0		NEUTRAL		0- 0	0- 0		0- 0	
7- 4	0- 0	0- 1		NON-CONFERENCE		0- 0	1- 0		6- 3	
6- 3	0- 0	0- 1		HOME		0- 0	1- 0		5- 2	
1- 1	0- 0	0- 0		AWAY		0- 0	0- 0		1- 1	
0- 0	0- 0	0- 0		NEUTRAL		0- 0	0- 0		0- 0	
4- 2	0- 0	0- 0		CONFERENCE		0- 1	0- 0		4- 1	
3- 1	0- 0	0- 0		HOME		0- 1	0- 0		3- 0	
1- 1	0- 0	0- 0		AWAY		0- 0	0- 0		1- 1	
0- 0	0- 0	0- 0		NEUTRAL		0- 0	0- 0		0- 0	

U
T
E
P

RPI 1-25				RPI 26-50				RPI 51-100				RPI 101+				Team's RPI: 218	
RPI	S	Opponent	Score	RPI	S	Opponent	Score	RPI	S	Opponent	Score	RPI	S	Opponent	Score		
				36	H	Arizona	43 54	99	H	Rice	61 69	137	H	Western Mich.	76 46		
												176	H	Fla. Atlantic	96 65		
												184	H	New Mexico	78 93		
												190	A	Southern Miss.	89 72		
												205	H	Tulsa	51 58		
												214	A	SMU	56 60		
												237	A	Louisiana Tech	80 87		
												261	H	UC Riverside	63 50		
												301	H	FIU	64 34		
												303	H	Weber St.	70 51		
												304	H	UTSA	94 54		
												310	A	New Mexico St.	63 57		
												310	H	New Mexico St.	65 45		
												311	H	Alcorn	92 47		
												317	H	Georgia St.	71 68		
LAST 10 Division I																	
				99	H	Rice	61 69	301	H	FIU	64 34						
				304	H	UTSA	94 54	205	H	Tulsa	51 58						
				237	A	Louisiana Tech	80 87	214	A	SMU	56 60						
				190	A	Southern Miss.	89 72	36	H	Arizona	43 54						
				176	H	Fla. Atlantic	96 65	303	H	Weber St.	70 51						

Non-Div I Games:

UTEP

Average RPI Win: 321		WON-LOST	WINNING	LAST 10	STRENGTH OF	OPP. STRENGTH	TEAM	ADJ.	CONF.	ADJ CONF.
Average RPI Loss: 191		RECORD	PCT. RANK	GAMES	SCHEDULE	OF SCHEDULE	RPI	RPI	RPI	RPI
DIV. I ONLY		4- 11	286	3-7	319	311	328	328	32	32
DIV. I NON-CONF.		1- 8	322	0-4	240	203	328	328	32	32
TOTALS		RPI 1-25	RPI 26-50	W-L RECORDS	RPI 51-100	RPI 101-150	RPI 150+			
4- 11	0- 0		0- 1	OVERALL	0- 2	0- 0	4- 8			
3- 3	0- 0		0- 0	HOME	0- 1	0- 0	3- 2			
1- 6	0- 0		0- 1	AWAY	0- 1	0- 0	1- 4			
0- 2	0- 0		0- 0	NEUTRAL	0- 0	0- 0	0- 2			
1- 8	0- 0		0- 1	NON-CONFERENCE	0- 2	0- 0	1- 5			
1- 2	0- 0		0- 0	HOME	0- 1	0- 0	1- 1			
0- 4	0- 0		0- 1	AWAY	0- 1	0- 0	0- 2			
0- 2	0- 0		0- 0	NEUTRAL	0- 0	0- 0	0- 2			
3- 3	0- 0		0- 0	CONFERENCE	0- 0	0- 0	3- 3			
2- 1	0- 0		0- 0	HOME	0- 0	0- 0	2- 1			
1- 2	0- 0		0- 0	AWAY	0- 0	0- 0	1- 2			
0- 0	0- 0		0- 0	NEUTRAL	0- 0	0- 0	0- 0			

RPI 1-25				RPI 26-50				RPI 51-100				RPI 101+				Team's RPI: 328	
RPI	S	Opponent	Score	RPI	S	Opponent	Score	RPI	S	Opponent	Score	RPI	S	Opponent	Score		
				44	A	Texas	69 85	77	A	Southern California	43 80	151	A	A&M-Corpus Christi	50 61		
								95	H	Texas Southern	44 71	151	H	A&M-Corpus Christi	54 59		
												178	A	Kansas St.	66 79		
												231	A	UMKC	56 60		
												266	N	Long Beach St.	65 69		
												282	N	Nevada	57 62		
												295	H	California Baptist	87 68		
												304	H	UTSA	75 64		
												310	A	New Mexico St.	75 76		
												320	H	Utah Valley	67 76		
												340	H	Seattle U	85 81		
												346	A	Chicago St.	87 67		
LAST 10 Division I																	
				310	A	New Mexico St.	75 76	295	H	California Baptist	87 68						
				320	H	Utah Valley	67 76	178	A	Kansas St.	66 79						
				340	H	Seattle U	85 81	282	N	Nevada	57 62						
				346	A	Chicago St.	87 67	266	N	Long Beach St.	65 69						
				231	A	UMKC	56 60	77	A	Southern California	43 80						

Non-Div I Games:	Tex. A&M Int'l	72	56	Tex. A&M-Kingsville	66	45	Texas Lutheran	98	46	Minot St.	75	56
											UTRGV	

■ Loss, ■ Non-Conf, S Site, H Home A Away N Neutral

Average RPI Win:	284	WON-LOST	WINNING	LAST 10	STRENGTH OF	OPP. STRENGTH	TEAM	ADJ.	CONF.	ADJ CONF.
Average RPI Loss:	191	RECORD	PCT. RANK	GAMES	SCHEDULE	OF SCHEDULE	RPI	RPI	RPI	RPI
DIV. I ONLY	3- 11	307	2-8	209	295	304	304	13	13	
DIV. I NON-CONF.	1- 7	321	0-4	227	314	327	327	13	13	
TOTALS	RPI 1-25	RPI 26-50	W-L RECORDS	RPI 51-100	RPI 101-150	RPI 150+				
3- 11	0- 0	0- 1	OVERALL	0- 0	0- 1	3- 9				
2- 3	0- 0	0- 0	HOME	0- 0	0- 0	2- 3				
1- 7	0- 0	0- 1	AWAY	0- 0	0- 0	1- 6				
0- 1	0- 0	0- 0	NEUTRAL	0- 0	0- 1	0- 0				
1- 7	0- 0	0- 1	NON-CONFERENCE	0- 0	0- 1	1- 5				
1- 1	0- 0	0- 0	HOME	0- 0	0- 0	1- 1				
0- 5	0- 0	0- 1	AWAY	0- 0	0- 0	0- 4				
0- 1	0- 0	0- 0	NEUTRAL	0- 0	0- 1	0- 0				
2- 4	0- 0	0- 0	CONFERENCE	0- 0	0- 0	2- 4				
1- 2	0- 0	0- 0	HOME	0- 0	0- 0	1- 2				
1- 2	0- 0	0- 0	AWAY	0- 0	0- 0	1- 2				
0- 0	0- 0	0- 0	NEUTRAL	0- 0	0- 0	0- 0				

RPI S	Opponent	Score	RPI S	Opponent	Score	RPI S	Opponent	Score	RPI S	Opponent	Score	Team's RPI: 304
44	A Texas	53 84							106	N Utah	45 91	
									160	H Sam Houston St.	77 81	
									168	A Texas Tech	58 115	
									176	H Fla. Atlantic	53 80	
									190	A Southern Miss.	65 82	
									201	A Hawaii	50 62	
									218	A UTEP	54 94	
									228	H North Texas	55 79	
									237	A Louisiana Tech	82 73	
									284	A Texas St.	69 74	
									301	H FIU	60 45	
									314	H Incarnate Word	63 56	
									328	A UTRGV	64 75	
LAST 10 Division I												
228	H North Texas	55 79	176	H Fla. Atlantic	53 80							
218	A UTEP	54 94	168	A Texas Tech	58 115							
190	A Southern Miss.	65 82	160	H Sam Houston St.	77 81							
237	A Louisiana Tech	82 73	284	A Texas St.	69 74							
301	H FIU	60 45	328	A UTRGV	64 75							

Non-Div I Games: Texas Wesleyan 80 78 Southwest (NM) 79 62 Concordia (TX) 73 44

UTSA

Loss, Non-Conf, S Site, H Home A Away N Neutral

Average RPI Win:	185	WON-LOST	WINNING	LAST 10	STRENGTH OF	OPP. STRENGTH	TEAM	ADJ.	CONF.	ADJ CONF.
Average RPI Loss:	70	RECORD	PCT. RANK	GAMES	SCHEDULE	OF SCHEDULE	RPI	RPI	RPI	RPI
DIV. I ONLY	10- 8	147	5-5	88	51	106	106	1	1	
DIV. I NON-CONF.	7- 4	100	2-1	300	143	193	193	1	1	
TOTALS	RPI 1-25	RPI 26-50	W-L RECORDS	RPI 51-100	RPI 101-150	RPI 150+				
10- 8	0- 3	1- 2	OVERALL	3- 0	1- 2	5- 1				
5- 4	0- 1	0- 2	HOME	1- 0	0- 1	4- 0				
3- 4	0- 2	1- 0	AWAY	1- 0	1- 1	0- 1				
2- 0	0- 0	0- 0	NEUTRAL	1- 0	0- 0	1- 0				
7- 4	0- 0	0- 1	NON-CONFERENCE	2- 0	0- 2	5- 1				
4- 2	0- 0	0- 1	HOME	0- 0	0- 1	4- 0				
1- 2	0- 0	0- 0	AWAY	1- 0	0- 1	0- 1				
2- 0	0- 0	0- 0	NEUTRAL	1- 0	0- 0	1- 0				
3- 4	0- 3	1- 1	CONFERENCE	1- 0	1- 0	0- 0				
1- 2	0- 1	0- 1	HOME	1- 0	0- 0	0- 0				
2- 2	0- 2	1- 0	AWAY	0- 0	1- 0	0- 0				
0- 0	0- 0	0- 0	NEUTRAL	0- 0	0- 0	0- 0				

RPI	S	Opponent	Score	RPI	S	Opponent	Score	RPI	S	Opponent	Score	RPI	S	Opponent	Score	Team's RPI: 106
6	A	Oregon	51 88	42	A	Colorado	84 69	72	A	BYU	77 73	114	A	Cincinnati	62 68	
8	H	UCLA	54 84	42	H	Colorado	70 80	77	H	Southern California	67 65	125	A	California	71 62	
10	A	Oregon St.	48 77	43	H	South Dakota	81 84	95	N	Texas Southern	61 52	127	H	Providence	60 67	
												211	A	Xavier	63 70	
												258	H	Oral Roberts	78 58	
												282	H	Nevada	68 62	
												287	H	Eastern Wash.	87 49	
												303	H	Weber St.	75 46	
												304	N	UTSA	91 45	
LAST 10 Division I																
125	A	California	71 62	10	A	Oregon St.	48 77									
42	A	Colorado	84 69	42	H	Colorado	70 80									
77	H	Southern California	67 65	303	H	Weber St.	75 46									
8	H	UCLA	54 84	127	H	Providence	60 67									
6	A	Oregon	51 88	282	H	Nevada	68 62									

Non-Div I Games:

Utah

Average RPI Win:	281	WON-LOST	WINNING	LAST 10	STRENGTH OF	OPP. STRENGTH	TEAM	ADJ.	CONF.	ADJ CONF.
Average RPI Loss:	165	RECORD	PCT. RANK	GAMES	SCHEDULE	OF SCHEDULE	RPI	RPI	RPI	RPI
DIV. I ONLY	5- 13	281	3-7	179	265	271	271	17	17	
DIV. I NON-CONF.	4- 6	212	2-2	113	251	179	179	24	24	
TOTALS	RPI 1-25	RPI 26-50	W-L RECORDS	RPI 51-100	RPI 101-150	RPI 150+				
5- 13	0- 2	0- 0	OVERALL	0- 2	0- 3	5- 6				
3- 5	0- 0	0- 0	HOME	0- 0	0- 3	3- 2				
2- 8	0- 2	0- 0	AWAY	0- 2	0- 0	2- 4				
0- 0	0- 0	0- 0	NEUTRAL	0- 0	0- 0	0- 0				
4- 6	0- 2	0- 0	NON-CONFERENCE	0- 1	0- 1	4- 2				
3- 1	0- 0	0- 0	HOME	0- 0	0- 1	3- 0				
1- 5	0- 2	0- 0	AWAY	0- 1	0- 0	1- 2				
0- 0	0- 0	0- 0	NEUTRAL	0- 0	0- 0	0- 0				
1- 7	0- 0	0- 0	CONFERENCE	0- 1	0- 2	1- 4				
0- 4	0- 0	0- 0	HOME	0- 0	0- 2	0- 2				
1- 3	0- 0	0- 0	AWAY	0- 1	0- 0	1- 2				
0- 0	0- 0	0- 0	NEUTRAL	0- 0	0- 0	0- 0				

RPI 1-25				RPI 26-50				RPI 51-100				RPI 101+				Team's RPI: 271
RPI	S	Opponent	Score	RPI	S	Opponent	Score	RPI	S	Opponent	Score	RPI	S	Opponent	Score	
6	A	Oregon	52 109					72	A	BYU	50 67	101	H	Boise St.	59 65	
10	A	Oregon St.	46 75					90	A	Fresno St.	64 76	130	H	Portland	64 70	
												133	H	San Jose St.	61 76	
												182	H	UNLV	46 60	
												222	A	Cal St. Fullerton	62 83	
												228	H	North Texas	66 55	
												255	H	Idaho St.	69 61	
												266	A	Long Beach St.	56 48	
												275	A	San Diego St.	62 66	
												282	A	Nevada	60 69	
												316	A	Air Force	53 52	
												316	H	Air Force	45 62	
												320	A	Utah Valley	49 57	
												340	H	Seattle U	70 63	
LAST 10 Division I																
316	A	Air Force	53 52	182	H	UNLV	46 60									
101	H	Boise St.	59 65	320	A	Utah Valley	49 57									
282	A	Nevada	60 69	255	H	Idaho St.	69 61									
316	H	Air Force	45 62	228	H	North Texas	66 55									
275	A	San Diego St.	62 66	10	A	Oregon St.	46 75									

Non-Div I Games: Dixie St. 61 49

Utah St.

Utah Valley

Through Games Of Jan. 24, 2020

Average RPI Win:	304	WON-LOST	WINNING	LAST 10	STRENGTH OF	OPP. STRENGTH	TEAM	ADJ.	CONF.	ADJ CONF.
Average RPI Loss:	207	RECORD	PCT. RANK	GAMES	SCHEDULE	OF SCHEDULE	RPI	RPI	RPI	RPI
DIV. I ONLY	6- 10	240	6-4	340	322	320	320	32	32	
DIV. I NON-CONF.	1- 9	326	1-3	319	274	344	344	32	32	
TOTALS	RPI 1-25	RPI 26-50	W-L RECORDS	RPI 51-100	RPI 101-150	RPI 150+				
6- 10	0- 0	0- 0	OVERALL	0- 1	0- 2	6- 7				
4- 5	0- 0	0- 0	HOME	0- 0	0- 1	4- 4				
2- 5	0- 0	0- 0	AWAY	0- 1	0- 1	2- 3				
0- 0	0- 0	0- 0	NEUTRAL	0- 0	0- 0	0- 0				
1- 9	0- 0	0- 0	NON-CONFERENCE	0- 1	0- 1	1- 7				
1- 4	0- 0	0- 0	HOME	0- 0	0- 0	1- 4				
0- 5	0- 0	0- 0	AWAY	0- 1	0- 1	0- 3				
0- 0	0- 0	0- 0	NEUTRAL	0- 0	0- 0	0- 0				
5- 1	0- 0	0- 0	CONFERENCE	0- 0	0- 1	5- 0				
3- 1	0- 0	0- 0	HOME	0- 0	0- 1	3- 0				
2- 0	0- 0	0- 0	AWAY	0- 0	0- 0	2- 0				
0- 0	0- 0	0- 0	NEUTRAL	0- 0	0- 0	0- 0				

RPI S	Opponent	Score	RPI S	Opponent	Score	RPI S	Opponent	Score	RPI S	Opponent	Score	Team's RPI: 320
						72	A BYU	57 71	101	A Boise St.	69 77	
									131	H CSU Bakersfield	53 55	
									186	H Montana	52 63	
									191	H Southern Utah	58 71	
									231	H UMKC	62 41	
									255	H Idaho St.	61 88	
									261	A UC Riverside	53 67	
									271	H Utah St.	57 49	
									282	H Nevada	57 60	
									289	A UC Santa Barbara	51 59	
									303	A Weber St.	46 72	
									310	A New Mexico St.	58 54	
									328	A UTRGV	76 67	
									340	H Seattle U	70 58	
									346	H Chicago St.	89 58	
LAST 10 Division I												
			131	H CSU Bakersfield	53 55				346	H Chicago St.	89 58	
			328	A UTRGV	76 67				271	H Utah St.	57 49	
			310	A New Mexico St.	58 54				303	A Weber St.	46 72	
			340	H Seattle U	70 58				72	A BYU	57 71	
			231	H UMKC	62 41				186	H Montana	52 63	

Non-Div I Games: Antelope Valley 77 61 Ottawa (AZ) 99 50

Utah Valley

Loss, Non-Conf, S Site, H Home A Away N Neutral

Average RPI Win:	182	WON-LOST	WINNING	LAST 10	STRENGTH OF	OPP. STRENGTH	TEAM	ADJ.	CONF.	ADJ CONF.
Average RPI Loss:	108	RECORD	PCT. RANK	GAMES	SCHEDULE	OF SCHEDULE	RPI	RPI	RPI	RPI
DIV. I ONLY	10- 8	147	7-3	102	110	116	116	12	12	
DIV. I NON-CONF.	5- 8	221	2-3	139	134	224	224	12	12	
TOTALS	RPI 1-25	RPI 26-50	W-L RECORDS	RPI 51-100	RPI 101-150	RPI 150+				
10- 8	0- 0	1- 0	OVERALL	0- 4	4- 2	5- 2				
6- 3	0- 0	1- 0	HOME	0- 0	1- 2	4- 1				
3- 5	0- 0	0- 0	AWAY	0- 4	3- 0	0- 1				
1- 0	0- 0	0- 0	NEUTRAL	0- 0	0- 0	1- 0				
5- 8	0- 0	1- 0	NON-CONFERENCE	0- 4	0- 2	4- 2				
4- 3	0- 0	1- 0	HOME	0- 0	0- 2	3- 1				
0- 5	0- 0	0- 0	AWAY	0- 4	0- 0	0- 1				
1- 0	0- 0	0- 0	NEUTRAL	0- 0	0- 0	1- 0				
5- 0	0- 0	0- 0	CONFERENCE	0- 0	4- 0	1- 0				
2- 0	0- 0	0- 0	HOME	0- 0	1- 0	1- 0				
3- 0	0- 0	0- 0	AWAY	0- 0	3- 0	0- 0				
0- 0	0- 0	0- 0	NEUTRAL	0- 0	0- 0	0- 0				

RPI	S	Opponent	Score	RPI	S	Opponent	Score	RPI	S	Opponent	Score	RPI	S	Opponent	Score	Team's RPI: 116
37	H	Old Dominion	62 49	55	A	Seton Hall	33 53	109	A	Saint Louis	65 52	114	H	Cincinnati	56 58	
				59	A	Middle Tenn.	63 86	124	H	N.C. A&T	58 69	126	H	Richmond	53 50	
				81	A	South Fla.	55 77	134	A	Massachusetts	61 46	140	A	Rhode Island	75 54	
				85	A	Boston College	52 87	157	H	William & Mary	55 69	175	H	Saint Joseph's	47 40	
								190	A	Southern Miss.	39 51	261	H	UC Riverside	67 51	
								267	H	Appalachian St.	66 38	282	H	East Carolina	53 40	
								285	N	Omaha	74 66					
LAST 10 Division I																
134	A	Massachusetts	61 46	124	H	N.C. A&T	58 69									
126	H	Richmond	53 50	261	H	UC Riverside	67 51									
109	A	Saint Louis	65 52	59	A	Middle Tenn.	63 86									
175	H	Saint Joseph's	47 40	37	H	Old Dominion	62 49									
140	A	Rhode Island	75 54	157	H	William & Mary	55 69									

Non-Div I Games:

VCU

Valparaiso

Through Games Of Jan. 24, 2020

Average RPI Win:	257	WON-LOST	WINNING	LAST 10	STRENGTH OF	OPP. STRENGTH	TEAM	ADJ.	CONF.	ADJ CONF.
Average RPI Loss:	70	RECORD	PCT. RANK	GAMES	SCHEDULE	OF SCHEDULE	RPI	RPI	RPI	RPI
DIV. I ONLY	11- 7	112	6-4	243	138	166	166	7	7	
DIV. I NON-CONF.	8- 3	68	3-0	322	216	137	137	7	7	
TOTALS	RPI 1-25	RPI 26-50	W-L RECORDS	RPI 51-100	RPI 101-150	RPI 150+				
11- 7	0- 2	0- 1	OVERALL	0- 3	1- 0	10- 1				
5- 4	0- 1	0- 0	HOME	0- 3	1- 0	4- 0				
6- 2	0- 1	0- 0	AWAY	0- 0	0- 0	6- 1				
0- 1	0- 0	0- 1	NEUTRAL	0- 0	0- 0	0- 0				
8- 3	0- 1	0- 1	NON-CONFERENCE	0- 0	0- 0	8- 1				
4- 0	0- 0	0- 0	HOME	0- 0	0- 0	4- 0				
4- 2	0- 1	0- 0	AWAY	0- 0	0- 0	4- 1				
0- 1	0- 0	0- 1	NEUTRAL	0- 0	0- 0	0- 0				
3- 4	0- 1	0- 0	CONFERENCE	0- 3	1- 0	2- 0				
1- 4	0- 1	0- 0	HOME	0- 3	1- 0	0- 0				
2- 0	0- 0	0- 0	AWAY	0- 0	0- 0	2- 0				
0- 0	0- 0	0- 0	NEUTRAL	0- 0	0- 0	0- 0				

RPI S	Opponent	Score	RPI S	Opponent	Score	RPI S	Opponent	Score	RPI S	Opponent	Score	Team's RPI: 166
7	H Missouri St.	68 81	28	N Ohio St.	38 89	61	H Bradley	61 75	102	H Loyola Chicago	66 64	
15	A Northwestern	48 69				76	H Southern Ill.	51 67	158	A Toledo	61 54	
						97	H Illinois St.	60 72	197	H Bowling Green	95 90	
									207	A North Dakota	63 65	
									230	A Eastern Ill.	78 66	
									260	H Morehead St.	55 53	
									262	A Indiana St.	75 56	
									291	A North Dakota St.	66 54	
									313	A Detroit Mercy	77 58	
									326	A Evansville	88 66	
									341	H UIC	63 37	
									346	H Chicago St.	95 49	
LAST 10 Division I												
102	H Loyola Chicago	66 64	7	H Missouri St.	68 81							
61	H Bradley	61 75	76	H Southern Ill.	51 67							
97	H Illinois St.	60 72	230	A Eastern Ill.	78 66							
326	A Evansville	88 66	346	H Chicago St.	95 49							
262	A Indiana St.	75 56	260	H Morehead St.	55 53							

Non-Div I Games:

Valparaiso

■ Loss,
 ■ Non-Conf, S Site,
 ■ Home
 ■ Away
 N Neutral

Vanderbilt

Through Games Of Jan. 24, 2020

Average RPI Win:	193	WON-LOST	WINNING	LAST 10	STRENGTH OF	OPP. STRENGTH	TEAM	ADJ.	CONF.	ADJ CONF.
Average RPI Loss:	42	RECORD	PCT. RANK	GAMES	SCHEDULE	OF SCHEDULE	RPI	RPI	RPI	RPI
DIV. I ONLY	12- 7	100	6-4	29	106	66	66	4	4	
DIV. I NON-CONF.	10- 3	58	4-0	81	241	63	63	5	5	
TOTALS	RPI 1-25	RPI 26-50	W-L RECORDS	RPI 51-100	RPI 101-150	RPI 150+				
12- 7	0- 3	0- 2	OVERALL	2- 1	3- 1	7- 0				
8- 4	0- 3	0- 1	HOME	0- 0	3- 0	5- 0				
3- 1	0- 0	0- 0	AWAY	2- 0	0- 1	1- 0				
1- 2	0- 0	0- 1	NEUTRAL	0- 1	0- 0	1- 0				
10- 3	0- 1	0- 1	NON-CONFERENCE	1- 1	2- 0	7- 0				
7- 1	0- 1	0- 0	HOME	0- 0	2- 0	5- 0				
2- 0	0- 0	0- 0	AWAY	1- 0	0- 0	1- 0				
1- 2	0- 0	0- 1	NEUTRAL	0- 1	0- 0	1- 0				
2- 4	0- 2	0- 1	CONFERENCE	1- 0	1- 1	0- 0				
1- 3	0- 2	0- 1	HOME	0- 0	1- 0	0- 0				
1- 1	0- 0	0- 0	AWAY	1- 0	0- 1	0- 0				
0- 0	0- 0	0- 0	NEUTRAL	0- 0	0- 0	0- 0				

RPI S	Opponent	Score	RPI S	Opponent	Score	RPI S	Opponent	Score	RPI S	Opponent	Score
1	H South Carolina	57 93	38	N Rutgers	56 62	55	N Seton Hall	65 69	109	H Saint Louis	62 50
3	H UConn	51 64	48	H Arkansas	66 100	67	A Georgia	63 55	138	A Florida	60 68
12	H Mississippi St.	52 68				98	A Washington	76 74	141	H Tennessee Tech	75 61
									145	H Auburn	77 55
									153	H Furman	74 46
									156	H Columbia	72 51
									254	H Radford	80 46
									272	H Eastern Ky.	75 69
									290	N UC Irvine	76 63
									298	H Jacksonville St.	88 66
									334	A Tennessee St.	106 55
LAST 10 Division I											
12	H Mississippi St.	52 68	145	H Auburn	77 55						
48	H Arkansas	66 100	156	H Columbia	72 51						
1	H South Carolina	57 93	98	A Washington	76 74						
67	A Georgia	63 55	290	N UC Irvine	76 63						
138	A Florida	60 68	272	H Eastern Ky.	75 69						

Non-Div I Games:

Vanderbilt

Loss, Non-Conf, S Site, H Home A Away N Neutral

Average RPI Win:	307	WON-LOST	WINNING	LAST 10	STRENGTH OF	OPP. STRENGTH	TEAM	ADJ.	CONF.	ADJ CONF.
Average RPI Loss:	165	RECORD	PCT. RANK	GAMES	SCHEDULE	OF SCHEDULE	RPI	RPI	RPI	RPI
DIV. I ONLY	8- 10	202	6-4	309	314	277	277	28	28	
DIV. I NON-CONF.	5- 7	205	3-1	297	292	291	291	29	29	
TOTALS	RPI 1-25	RPI 26-50	W-L RECORDS	RPI 51-100	RPI 101-150	RPI 150+				
8- 10	0- 0	0- 0	OVERALL	0- 2	0- 3	8- 5				
6- 3	0- 0	0- 0	HOME	0- 0	0- 1	6- 2				
2- 7	0- 0	0- 0	AWAY	0- 2	0- 2	2- 3				
0- 0	0- 0	0- 0	NEUTRAL	0- 0	0- 0	0- 0				
5- 7	0- 0	0- 0	NON-CONFERENCE	0- 1	0- 3	5- 3				
4- 2	0- 0	0- 0	HOME	0- 0	0- 1	4- 1				
1- 5	0- 0	0- 0	AWAY	0- 1	0- 2	1- 2				
0- 0	0- 0	0- 0	NEUTRAL	0- 0	0- 0	0- 0				
3- 3	0- 0	0- 0	CONFERENCE	0- 1	0- 0	3- 2				
2- 1	0- 0	0- 0	HOME	0- 0	0- 0	2- 1				
1- 2	0- 0	0- 0	AWAY	0- 1	0- 0	1- 1				
0- 0	0- 0	0- 0	NEUTRAL	0- 0	0- 0	0- 0				

RPI 1-25				RPI 26-50				RPI 51-100				RPI 101+				Team's RPI: 277	
RPI	S	Opponent	Score	RPI	S	Opponent	Score	RPI	S	Opponent	Score	RPI	S	Opponent	Score		
								70	A	Minnesota	58	90	102	A	Loyola Chicago	76	78
								94	A	Stony Brook	49	67	134	H	Massachusetts	49	83
													140	A	Rhode Island	74	77
													155	A	Dartmouth	55	72
													170	A	Merrimack	53	78
													192	H	Binghamton	65	62
													229	H	Saint Francis (PA)	69	73
													232	H	Maine	47	65
													264	H	Navy	64	56
													319	A	Albany (NY)	49	58
													321	H	Bryant	71	66
													323	H	UMBC	60	58
													330	H	Canisius	76	53
													335	H	NJIT	65	59
													344	A	Hartford	63	53
													348	A	LIU Brooklyn	73	62
LAST 10 Division I																	
				232	H	Maine	47	65	319	A	Albany (NY)	49	58				
				344	A	Hartford	63	53	170	A	Merrimack	53	78				
				192	H	Binghamton	65	62	348	A	LIU Brooklyn	73	62				
				323	H	UMBC	60	58	335	H	NJIT	65	59				
				94	A	Stony Brook	49	67	330	H	Canisius	76	53				

Non-Div I Games: Norwich 86 40

Vermont

Villanova

Through Games Of Jan. 24, 2020

Average RPI Win:	144	WON-LOST	WINNING	LAST 10	STRENGTH OF	OPP. STRENGTH	TEAM	ADJ.	CONF.	ADJ CONF.
Average RPI Loss:	83	RECORD	PCT. RANK	GAMES	SCHEDULE	OF SCHEDULE	RPI	RPI	RPI	RPI
DIV. I ONLY	11- 8	130	7-3	71	48	84	84	6	6	
DIV. I NON-CONF.	6- 5	151	2-0	70	71	85	85	6	6	
TOTALS	RPI 1-25	RPI 26-50	W-L RECORDS	RPI 51-100	RPI 101-150	RPI 150+				
11- 8	0- 1	1- 3	OVERALL	2- 2	3- 0	5- 2				
6- 4	0- 0	0- 2	HOME	0- 1	2- 0	4- 1				
5- 4	0- 1	1- 1	AWAY	2- 1	1- 0	1- 1				
0- 0	0- 0	0- 0	NEUTRAL	0- 0	0- 0	0- 0				
6- 5	0- 0	0- 2	NON-CONFERENCE	1- 1	2- 0	3- 2				
3- 2	0- 0	0- 1	HOME	0- 0	1- 0	2- 1				
3- 3	0- 0	0- 1	AWAY	1- 1	1- 0	1- 1				
0- 0	0- 0	0- 0	NEUTRAL	0- 0	0- 0	0- 0				
5- 3	0- 1	1- 1	CONFERENCE	1- 1	1- 0	2- 0				
3- 2	0- 0	0- 1	HOME	0- 1	1- 0	2- 0				
2- 1	0- 1	1- 0	AWAY	1- 0	0- 0	0- 0				
0- 0	0- 0	0- 0	NEUTRAL	0- 0	0- 0	0- 0				

RPI 1-25				RPI 26-50				RPI 51-100				Team's RPI: 84				RPI 101+			
RPI	S	Opponent	Score	RPI	S	Opponent	Score	RPI	S	Opponent	Score	RPI	S	Opponent	Score	RPI	S	Opponent	Score
13	A	DePaul	69 85	30	H	Creighton	42 58	55	A	Seton Hall	61 55	118	A	Fordham	73 66				
				45	H	James Madison	52 56	67	A	Georgia	63 58	121	H	Penn	70 58				
				47	A	Temple	69 74	82	A	Drexel	52 54	127	H	Providence	51 49				
				49	A	St. John's (NY)	67 62	100	H	Butler	41 58	152	H	George Washington	56 68				
												175	H	Saint Joseph's	60 44				
												196	A	American	54 76				
												208	A	La Salle	77 69				
												211	H	Xavier	66 54				
												219	H	Manhattan	63 51				
												236	H	Georgetown	74 53				
LAST 10 Division I																			
13	A	DePaul	69 85	49	A	St. John's (NY)	67 62	55	A	Seton Hall	61 55								
236	H	Georgetown	74 53	30	H	Creighton	42 58	127	H	Providence	51 49								
121	H	Penn	70 58	208	A	La Salle	77 69												
211	H	Xavier	66 54																
100	H	Butler	41 58																

Non-Div I Games:

Villanova

Loss, Non-Conf, S Site, H Home A Away N Neutral

Average RPI Win:	99	WON-LOST	WINNING	LAST 10	STRENGTH OF	OPP. STRENGTH	TEAM	ADJ.	CONF.	ADJ CONF.
Average RPI Loss:	31	RECORD	PCT. RANK	GAMES	SCHEDULE	OF SCHEDULE	RPI	RPI	RPI	RPI
DIV. I ONLY	7- 12	247	3-7	1	18	34	34	5	5	
DIV. I NON-CONF.	5- 6	187	1-1	1	22	16	16	3	3	
TOTALS	RPI 1-25	RPI 26-50	W-L RECORDS	RPI 51-100	RPI 101-150	RPI 150+				
7- 12	0- 6	3- 3	OVERALL	2- 3	0- 0	2- 0				
4- 4	0- 2	3- 1	HOME	1- 1	0- 0	0- 0				
3- 7	0- 3	0- 2	AWAY	1- 2	0- 0	2- 0				
0- 1	0- 1	0- 0	NEUTRAL	0- 0	0- 0	0- 0				
5- 6	0- 4	2- 1	NON-CONFERENCE	1- 1	0- 0	2- 0				
3- 2	0- 2	2- 0	HOME	1- 0	0- 0	0- 0				
2- 3	0- 1	0- 1	AWAY	0- 1	0- 0	2- 0				
0- 1	0- 1	0- 0	NEUTRAL	0- 0	0- 0	0- 0				
2- 6	0- 2	1- 2	CONFERENCE	1- 2	0- 0	0- 0				
1- 2	0- 0	1- 1	HOME	0- 1	0- 0	0- 0				
1- 4	0- 2	0- 1	AWAY	1- 1	0- 0	0- 0				
0- 0	0- 0	0- 0	NEUTRAL	0- 0	0- 0	0- 0				

RPI 1-25				RPI 26-50				RPI 51-100				RPI 101+			
RPI	S	Opponent	Score	RPI	S	Opponent	Score	RPI	S	Opponent	Score	RPI	S	Opponent	Score
2	A	Louisville	56 71	26	H	Virginia Tech	61 69	51	H	Bucknell	84 60	182	A	UNLV	63 55
3	A	UConn	44 83	37	H	Old Dominion	56 53	57	H	North Carolina	47 65	250	A	CSUN	72 47
8	H	UCLA	62 73	38	A	Rutgers	63 73	63	A	Wake Forest	56 62				
12	N	Mississippi St.	59 72	41	H	Duke	66 63	77	A	Southern California	49 59				
19	A	NC State	60 80	45	H	James Madison	55 49	85	A	Boston College	69 52				
20	H	Kentucky	47 50	46	A	Georgia Tech	51 61								
LAST 10 Division I															
2	A	Louisville	56 71	19	A	NC State	60 80								
26	H	Virginia Tech	61 69	57	H	North Carolina	47 65								
63	A	Wake Forest	56 62	46	A	Georgia Tech	51 61								
85	A	Boston College	69 52	12	N	Mississippi St.	59 72								
41	H	Duke	66 63	182	A	UNLV	63 55								

Non-Div I Games:

Virginia

■ Loss,
 ■ Non-Conf,
 ■ S Site,
 ■ H Home
 ■ A Away
 N Neutral

Virginia Tech				Through Games Of Jan. 11, 2010						
Average RPI Win:	143	WON-LOST	WINNING	LAST 10	STRENGTH OF	OPP. STRENGTH	TEAM	ADJ.	CONF.	ADJ CONF.
Average RPI Loss:	36	RECORD	PCT. RANK	GAMES	SCHEDULE	OF SCHEDULE	RPI	RPI	RPI	RPI
DIV. I ONLY	14- 4	38	7-3	63	35	26	26	5	5	
DIV. I NON-CONF.	10- 1	19	3-0	90	89	22	22	3	3	

TOTALS	RPI 1-25	RPI 26-50		W-L RECORDS		RPI 51-100	RPI 101-150	RPI 150+		
14- 4	1- 2	1- 1		OVERALL		5- 1	2- 0	5- 0		
9- 0	1- 0	0- 0		HOME		3- 0	1- 0	4- 0		
2- 3	0- 2	1- 1		AWAY		0- 0	0- 0	1- 0		
3- 1	0- 0	0- 0		NEUTRAL		2- 1	1- 0	0- 0		
10- 1	1- 0	0- 0		NON-CONFERENCE		3- 1	2- 0	4- 0		
6- 0	1- 0	0- 0		HOME		1- 0	1- 0	3- 0		
1- 0	0- 0	0- 0		AWAY		0- 0	0- 0	1- 0		
3- 1	0- 0	0- 0		NEUTRAL		2- 1	1- 0	0- 0		
4- 3	0- 2	1- 1		CONFERENCE		2- 0	0- 0	1- 0		
3- 0	0- 0	0- 0		HOME		2- 0	0- 0	1- 0		
1- 3	0- 2	1- 1		AWAY		0- 0	0- 0	0- 0		
0- 0	0- 0	0- 0		NEUTRAL		0- 0	0- 0	0- 0		

RPI 1-25				Team's RPI: 26		RPI 51-100				RPI 101+					
RPI	S	Opponent	Score	RPI	S	Opponent	Score	RPI	S	Opponent	Score	RPI	S	Opponent	Score
18	A	Florida St.	62 86	34	A	Virginia	69 61	57	H	North Carolina	76 70	108	H	Liberty	73 69
19	A	NC State	69 76	41	A	Duke	67 72	67	N	Georgia	72 77	148	N	Wichita St.	84 63
24	H	Purdue	67 54					79	N	Belmont	60 58	204	A	George Mason	77 58
								85	H	Boston College	70 49	220	H	Gardner-Webb	87 65
								93	H	Davidson	88 68	229	H	Saint Francis (PA)	105 41
								99	N	Rice	54 45	296	H	Pittsburgh	68 56
												322	H	UMES	86 43
LAST 10 Division I															
				85	H	Boston College	70 49	19	A	NC State	69 76				
				34	A	Virginia	69 61	18	A	Florida St.	62 86				
				41	A	Duke	67 72	148	N	Wichita St.	84 63				
				296	H	Pittsburgh	68 56	99	N	Rice	54 45				
				57	H	North Carolina	76 70	220	H	Gardner-Webb	87 65				

Non-Div I Games:

Virginia Tech

Loss, Non-Conf, S Site, H Home A Away N Neutral

Average RPI Win:	331	WON-LOST	WINNING	LAST 10	STRENGTH OF	OPP. STRENGTH	TEAM	ADJ.	CONF.	ADJ CONF.
Average RPI Loss:	134	RECORD	PCT. RANK	GAMES	SCHEDULE	OF SCHEDULE	RPI	RPI	RPI	RPI
DIV. I ONLY	5- 11	269	2-8	157	339	276	276	29	29	
DIV. I NON-CONF.	3- 7	252	0-4	45	331	208	208	30	30	
TOTALS	RPI 1-25	RPI 26-50	W-L RECORDS	RPI 51-100	RPI 101-150	RPI 150+				
5- 11	0- 1	0- 1	OVERALL	0- 4	0- 1	5- 4				
5- 2	0- 0	0- 0	HOME	0- 1	0- 0	5- 1				
0- 9	0- 1	0- 1	AWAY	0- 3	0- 1	0- 3				
0- 0	0- 0	0- 0	NEUTRAL	0- 0	0- 0	0- 0				
3- 7	0- 1	0- 1	NON-CONFERENCE	0- 4	0- 0	3- 1				
3- 1	0- 0	0- 0	HOME	0- 1	0- 0	3- 0				
0- 6	0- 1	0- 1	AWAY	0- 3	0- 0	0- 1				
0- 0	0- 0	0- 0	NEUTRAL	0- 0	0- 0	0- 0				
2- 4	0- 0	0- 0	CONFERENCE	0- 0	0- 1	2- 3				
2- 1	0- 0	0- 0	HOME	0- 0	0- 0	2- 1				
0- 3	0- 0	0- 0	AWAY	0- 0	0- 1	0- 2				
0- 0	0- 0	0- 0	NEUTRAL	0- 0	0- 0	0- 0				

RPI 1-25				RPI 26-50				RPI 51-100				RPI 101+ Team's RPI: 276			
RPI	S	Opponent	Score	RPI	S	Opponent	Score	RPI	S	Opponent	Score	RPI	S	Opponent	Score
17	A	Maryland	56 119	50	A	Yale	68 87	92	A	Colgate	58 74	135	A	Robert Morris	47 51
								94	H	Stony Brook	45 66	185	A	Youngstown St.	42 64
								96	A	Rider	63 77	210	A	Mt. St. Mary's	63 78
								100	A	Butler	58 74	229	A	Saint Francis (PA)	50 51
												270	H	Sacred Heart	65 79
												306	H	St. Francis Brooklyn	74 66
												323	H	UMBC	67 60
												335	H	NJIT	61 59
												342	H	Saint Peter's	90 89
												348	H	LIU Brooklyn	63 61
LAST 10 Division I															
348	H	LIU Brooklyn	63 61	210	A	Mt. St. Mary's	63 78								
306	H	St. Francis Brooklyn	74 66	50	A	Yale	68 87								
229	A	Saint Francis (PA)	50 51	92	A	Colgate	58 74								
135	A	Robert Morris	47 51	96	A	Rider	63 77								
270	H	Sacred Heart	65 79	94	H	Stony Brook	45 66								

Non-Div I Games: Staten Island 81 57

Wagner

Loss, Non-Conf, S Site, H Home A Away N Neutral

Wake Forest

Through Games Of Jan. 24, 2020

Average RPI Win:	142	WON-LOST	WINNING	LAST 10	STRENGTH OF	OPP. STRENGTH	TEAM	ADJ.	CONF.	ADJ CONF.
Average RPI Loss:	69	RECORD	PCT. RANK	GAMES	SCHEDULE	OF SCHEDULE	RPI	RPI	RPI	RPI
DIV. I ONLY	11- 8	130	6-4	42	26	63	63	5	5	
DIV. I NON-CONF.	7- 4	100	2-0	131	151	108	108	3	3	
TOTALS	RPI 1-25	RPI 26-50	W-L RECORDS	RPI 51-100	RPI 101-150	RPI 150+				
11- 8	0- 3	3- 1	OVERALL	1- 2	3- 1	4- 1				
7- 3	0- 1	2- 0	HOME	0- 1	1- 1	4- 0				
2- 5	0- 2	1- 1	AWAY	0- 1	1- 0	0- 1				
2- 0	0- 0	0- 0	NEUTRAL	1- 0	1- 0	0- 0				
7- 4	0- 0	0- 1	NON-CONFERENCE	1- 1	3- 1	3- 1				
4- 2	0- 0	0- 0	HOME	0- 1	1- 1	3- 0				
1- 2	0- 0	0- 1	AWAY	0- 0	1- 0	0- 1				
2- 0	0- 0	0- 0	NEUTRAL	1- 0	1- 0	0- 0				
4- 4	0- 3	3- 0	CONFERENCE	0- 1	0- 0	1- 0				
3- 1	0- 1	2- 0	HOME	0- 0	0- 0	1- 0				
1- 3	0- 2	1- 0	AWAY	0- 1	0- 0	0- 0				
0- 0	0- 0	0- 0	NEUTRAL	0- 0	0- 0	0- 0				

RPI 1-25				RPI 26-50				RPI 51-100				Team's RPI: 63	RPI 101+			
RPI	S	Opponent	Score	RPI	S	Opponent	Score	RPI	S	Opponent	Score		RPI	S	Opponent	Score
2	A	Louisville	61 75	34	H	Virginia	62 56	56	A	Miami (FL)	56 59		103	H	UNC Greensboro	65 67
18	H	Florida St.	65 70	41	A	Duke	60 58	71	H	Charlotte	65 77		122	A	Elon	69 57
19	A	NC State	45 59	46	H	Georgia Tech	65 60	88	N	Dayton	78 59		136	H	Campbell	74 46
				49	A	St. John's (NY)	74 82						138	N	Florida	73 68
													179	H	Clemson	63 58
													233	A	ETSU	60 67
													244	H	UNCW	65 55
													249	H	Col. of Charleston	106 50
													282	H	East Carolina	76 53
LAST 10 Division I																
18	H	Florida St.	65 70	46	H	Georgia Tech	65 60									
19	A	NC State	45 59	41	A	Duke	60 58									
34	H	Virginia	62 56	56	A	Miami (FL)	56 59									
2	A	Louisville	61 75	138	N	Florida	73 68									
179	H	Clemson	63 58	88	N	Dayton	78 59									

Non-Div I Games:

Wake Forest

■ Loss,
■ Non-Conf,
■ S Site,
■ H Home
■ A Away
N Neutral

Average RPI Win:	181	WON-LOST	WINNING	LAST 10	STRENGTH OF	OPP. STRENGTH	TEAM	ADJ.	CONF.	ADJ CONF.
Average RPI Loss:	70	RECORD	PCT. RANK	GAMES	SCHEDULE	OF SCHEDULE	RPI	RPI	RPI	RPI
DIV. I ONLY	10- 8	147	4-6	64	41	98	98	1	1	
DIV. I NON-CONF.	8- 3	68	2-1	196	107	123	123	1	1	
TOTALS	RPI 1-25	RPI 26-50	W-L RECORDS	RPI 51-100	RPI 101-150	RPI 150+				
10- 8	1- 2	0- 2	OVERALL	1- 2	3- 1	5- 1				
4- 6	0- 0	0- 2	HOME	0- 2	1- 1	3- 1				
3- 2	0- 2	0- 0	AWAY	1- 0	2- 0	0- 0				
3- 0	1- 0	0- 0	NEUTRAL	0- 0	0- 0	2- 0				
8- 3	1- 0	0- 0	NON-CONFERENCE	0- 1	2- 1	5- 1				
4- 3	0- 0	0- 0	HOME	0- 1	1- 1	3- 1				
1- 0	0- 0	0- 0	AWAY	0- 0	1- 0	0- 0				
3- 0	1- 0	0- 0	NEUTRAL	0- 0	0- 0	2- 0				
2- 5	0- 2	0- 2	CONFERENCE	1- 1	1- 0	0- 0				
0- 3	0- 0	0- 2	HOME	0- 1	0- 0	0- 0				
2- 2	0- 2	0- 0	AWAY	1- 0	1- 0	0- 0				
0- 0	0- 0	0- 0	NEUTRAL	0- 0	0- 0	0- 0				

RPI	S	Opponent	Score	RPI	S	Opponent	Score	RPI	S	Opponent	Score	RPI	S	Opponent	Score
4	N	Iowa	70 63	27	H	Arizona St.	50 67	66	H	Vanderbilt	74 76	125	A	California	67 64
5	A	Stanford	56 77	36	H	Arizona	58 66	86	A	Washington St.	65 56	128	H	Tulane	62 64
8	A	UCLA	80 85					86	H	Washington St.	59 66	131	H	CSU Bakersfield	80 49
												146	A	San Diego	65 47
												201	H	Hawaii	50 62
												206	N	Iona	65 34
												226	H	San Francisco	73 54
												240	N	Howard	75 58
												303	H	Weber St.	94 41
												340	H	Seattle U	78 46
LAST 10 Division I															
8	A	UCLA	80 85	125	A	California	67 64	66	A	Washington St.	65 56	226	H	San Francisco	73 54
36	H	Arizona	58 66	86	A	Washington St.	65 56	66	H	Vanderbilt	74 76	146	A	San Diego	65 47
27	H	Arizona St.	50 67	66	H	Vanderbilt	74 76								
86	H	Washington St.	59 66	226	H	San Francisco	73 54								
5	A	Stanford	56 77	146	A	San Diego	65 47								

Non-Div I Games:

Washington

■ Loss,
 ■ Non-Conf,
 ■ S Site,
 ■ H Home
 ■ A Away
 N Neutral

Average RPI Win:	192	WON-LOST	WINNING	LAST 10	STRENGTH OF	OPP. STRENGTH	TEAM	ADJ.	CONF.	ADJ CONF.
Average RPI Loss:	33	RECORD	PCT. RANK	GAMES	SCHEDULE	OF SCHEDULE	RPI	RPI	RPI	RPI
DIV. I ONLY	9- 10	187	4-6	21	19	86	86	1	1	
DIV. I NON-CONF.	7- 5	131	2-1	50	36	81	81	1	1	
TOTALS	RPI 1-25	RPI 26-50	W-L RECORDS	RPI 51-100	RPI 101-150	RPI 150+				
9- 10	0- 5	0- 2	OVERALL	2- 3	2- 0	5- 0				
5- 4	0- 1	0- 2	HOME	1- 1	0- 0	4- 0				
3- 3	0- 1	0- 0	AWAY	1- 2	2- 0	0- 0				
1- 3	0- 3	0- 0	NEUTRAL	0- 0	0- 0	1- 0				
7- 5	0- 4	0- 0	NON-CONFERENCE	1- 1	1- 0	5- 0				
5- 1	0- 1	0- 0	HOME	1- 0	0- 0	4- 0				
1- 1	0- 0	0- 0	AWAY	0- 1	1- 0	0- 0				
1- 3	0- 3	0- 0	NEUTRAL	0- 0	0- 0	1- 0				
2- 5	0- 1	0- 2	CONFERENCE	1- 2	1- 0	0- 0				
0- 3	0- 0	0- 2	HOME	0- 1	0- 0	0- 0				
2- 2	0- 1	0- 0	AWAY	1- 1	1- 0	0- 0				
0- 0	0- 0	0- 0	NEUTRAL	0- 0	0- 0	0- 0				

RPI 1-25				RPI 26-50				RPI 51-100 Team's RPI: 86				RPI 101+			
RPI	S	Opponent	Score	RPI	S	Opponent	Score	RPI	S	Opponent	Score	RPI	S	Opponent	Score
1	N	South Carolina	53 68	27	H	Arizona St.	56 65	56	A	Miami (FL)	68 74	101	A	Boise St.	80 68
5	A	Stanford	58 77	36	H	Arizona	67 74	72	H	BYU	67 50	125	A	California	96 75
9	H	Gonzaga	53 76					77	A	Southern California	63 74	243	H	Pepperdine	85 48
11	N	Baylor	66 89					98	A	Washington	66 59	246	N	Southern U.	69 54
14	N	Indiana	44 78					98	H	Washington	56 65	250	H	CSUN	71 61
												290	H	UC Irvine	87 59
												307	H	Ark.-Pine Bluff	85 56
LAST 10 Division I															
77	A	Southern California	63 74	5	A	Stanford	58 77								
27	H	Arizona St.	56 65	98	H	Washington	56 65								
36	H	Arizona	67 74	56	A	Miami (FL)	68 74								
98	A	Washington	66 59	246	N	Southern U.	69 54								
125	A	California	96 75	290	H	UC Irvine	87 59								

Non-Div I Games:

Washington St.

■ Loss,
■ Non-Conf,
■ S Site,
■ H Home
■ A Away
N Neutral

Average RPI Win:	259	WON-LOST	WINNING	LAST 10	STRENGTH OF	OPP. STRENGTH	TEAM	ADJ.	CONF.	ADJ CONF.
Average RPI Loss:	178	RECORD	PCT. RANK	GAMES	SCHEDULE	OF SCHEDULE	RPI	RPI	RPI	RPI
DIV. I ONLY	3- 14	317	2-8	223	242	303	303	19	19	
DIV. I NON-CONF.	2- 7	288	1-1	115	224	237	237	17	17	
TOTALS	RPI 1-25	RPI 26-50	W-L RECORDS	RPI 51-100	RPI 101-150	RPI 150+				
3- 14	0- 1	0- 0	OVERALL	0- 1	0- 5	3- 7				
1- 5	0- 0	0- 0	HOME	0- 0	0- 1	1- 4				
2- 9	0- 1	0- 0	AWAY	0- 1	0- 4	2- 3				
0- 0	0- 0	0- 0	NEUTRAL	0- 0	0- 0	0- 0				
2- 7	0- 1	0- 0	NON-CONFERENCE	0- 1	0- 3	2- 2				
1- 1	0- 0	0- 0	HOME	0- 0	0- 1	1- 0				
1- 6	0- 1	0- 0	AWAY	0- 1	0- 2	1- 2				
0- 0	0- 0	0- 0	NEUTRAL	0- 0	0- 0	0- 0				
1- 7	0- 0	0- 0	CONFERENCE	0- 0	0- 2	1- 5				
0- 4	0- 0	0- 0	HOME	0- 0	0- 0	0- 4				
1- 3	0- 0	0- 0	AWAY	0- 0	0- 2	1- 1				
0- 0	0- 0	0- 0	NEUTRAL	0- 0	0- 0	0- 0				

RPI 1-25				RPI 26-50				RPI 51-100				RPI 101+ Team's RPI: 303			
RPI	S	Opponent	Score	RPI	S	Opponent	Score	RPI	S	Opponent	Score	RPI	S	Opponent	Score
8	A	UCLA	45 85					98	A	Washington	41 94	106	A	Utah	46 75
												115	A	Pacific	53 76
												120	A	Idaho	50 70
												123	A	Montana St.	52 81
												130	H	Portland	59 78
												195	A	Northern Colo.	65 60
												200	H	Portland St.	57 76
												202	H	Northern Ariz.	82 88
												218	A	UTEP	51 70
												255	H	Idaho St.	54 65
												261	A	UC Riverside	64 54
												287	A	Eastern Wash.	53 63
												310	A	New Mexico St.	47 77
												318	H	Sacramento St.	67 91
												320	H	Utah Valley	72 46
LAST 10 Division I															
123	A	Montana St.	52 81	202	H	Northern Ariz.	82 88								
200	H	Portland St.	57 76	120	A	Idaho	50 70								
255	H	Idaho St.	54 65	287	A	Eastern Wash.	53 63								
318	H	Sacramento St.	67 91	106	A	Utah	46 75								
195	A	Northern Colo.	65 60	320	H	Utah Valley	72 46								

Non-Div I Games:

Weber St.

West Virginia

Through Games Of Jan. 24, 2020

Average RPI Win:	165	WON-LOST	WINNING	LAST 10	STRENGTH OF	OPP. STRENGTH	TEAM	ADJ.	CONF.	ADJ CONF.
Average RPI Loss:	27	RECORD	PCT. RANK	GAMES	SCHEDULE	OF SCHEDULE	RPI	RPI	RPI	RPI
DIV. I ONLY	13- 4	41	7-3	68	43	39	39	3	3	
DIV. I NON-CONF.	10- 1	19	4-0	175	111	39	39	4	4	
TOTALS	RPI 1-25	RPI 26-50	W-L RECORDS	RPI 51-100	RPI 101-150	RPI 150+				
13- 4	1- 1	1- 3	OVERALL	2- 0	1- 0	8- 0				
6- 2	0- 0	1- 2	HOME	0- 0	0- 0	5- 0				
3- 1	1- 1	0- 0	AWAY	1- 0	0- 0	1- 0				
4- 1	0- 0	0- 1	NEUTRAL	1- 0	1- 0	2- 0				
10- 1	1- 0	0- 1	NON-CONFERENCE	1- 0	1- 0	7- 0				
5- 0	0- 0	0- 0	HOME	0- 0	0- 0	5- 0				
1- 0	1- 0	0- 0	AWAY	0- 0	0- 0	0- 0				
4- 1	0- 0	0- 1	NEUTRAL	1- 0	1- 0	2- 0				
3- 3	0- 1	1- 2	CONFERENCE	1- 0	0- 0	1- 0				
1- 2	0- 0	1- 2	HOME	0- 0	0- 0	0- 0				
2- 1	0- 1	0- 0	AWAY	1- 0	0- 0	1- 0				
0- 0	0- 0	0- 0	NEUTRAL	0- 0	0- 0	0- 0				

RPI S	Opponent	Score	RPI S	Opponent	Score	Team's RPI: 39	RPI S	Opponent	Score	RPI S	Opponent	Score
11	A Baylor	51 91	30	N Creighton	75 82		74	A Kansas	68 49	112	N Syracuse	71 69
12	A Mississippi St.	71 65	33	H Oklahoma	49 73		91	N Michigan St.	63 57	154	H Cornell	68 62
			35	H Oklahoma St.	55 57					174	N Norfolk St.	72 55
			44	H Texas	68 63					178	A Kansas St.	74 63
										184	N New Mexico	73 60
										229	H Saint Francis (PA)	74 45
										254	H Radford	74 37
										302	H Presbyterian	56 40
										343	H Coppin St.	82 47
LAST 10 Division I												
35	H Oklahoma St.	55 57	178	A Kansas St.	74 63							
11	A Baylor	51 91	154	H Cornell	68 62							
33	H Oklahoma	49 73	112	N Syracuse	71 69							
44	H Texas	68 63	91	N Michigan St.	63 57							
74	A Kansas	68 49	174	N Norfolk St.	72 55							

Non-Div I Games:

West Virginia

Loss, Non-Conf, S Site, H Home A Away N Neutral

Average RPI Win:	333	WON-LOST	WINNING	LAST 10	STRENGTH OF	OPP. STRENGTH	TEAM	ADJ.	CONF.	ADJ CONF.
Average RPI Loss:	187	RECORD	PCT. RANK	GAMES	SCHEDULE	OF SCHEDULE	RPI	RPI	RPI	RPI
DIV. I ONLY	1- 16	346	1-9	161	341	331	331	24	24	
DIV. I NON-CONF.	1- 12	335	1-5	101	346	321	321	20	20	
TOTALS	RPI 1-25	RPI 26-50	W-L RECORDS	RPI 51-100	RPI 101-150	RPI 150+				
1- 16	0- 0	0- 0	OVERALL	0- 2	0- 5	1- 9				
1- 8	0- 0	0- 0	HOME	0- 0	0- 3	1- 5				
0- 8	0- 0	0- 0	AWAY	0- 2	0- 2	0- 4				
0- 0	0- 0	0- 0	NEUTRAL	0- 0	0- 0	0- 0				
1- 12	0- 0	0- 0	NON-CONFERENCE	0- 2	0- 4	1- 6				
1- 6	0- 0	0- 0	HOME	0- 0	0- 3	1- 3				
0- 6	0- 0	0- 0	AWAY	0- 2	0- 1	0- 3				
0- 0	0- 0	0- 0	NEUTRAL	0- 0	0- 0	0- 0				
0- 4	0- 0	0- 0	CONFERENCE	0- 0	0- 1	0- 3				
0- 2	0- 0	0- 0	HOME	0- 0	0- 0	0- 2				
0- 2	0- 0	0- 0	AWAY	0- 0	0- 1	0- 1				
0- 0	0- 0	0- 0	NEUTRAL	0- 0	0- 0	0- 0				

RPI 1-25				RPI 26-50				RPI 51-100				RPI 101+				Team's RPI: 331	
RPI	S	Opponent	Score	RPI	S	Opponent	Score	RPI	S	Opponent	Score	RPI	S	Opponent	Score		
								57	A	North Carolina	55	92	103	A	UNC Greensboro	43	54
								93	A	Davidson	51	101	104	H	Coastal Caro.	43	66
												122	A	Elon	24	68	
												136	H	Campbell	40	61	
												141	H	Tennessee Tech	58	62	
												183	H	Cleveland St.	61	68	
												209	H	Chattanooga	52	59	
												220	A	Gardner-Webb	62	88	
												233	H	ETSU	57	62	
												248	H	UNC Asheville	47	64	
												249	A	Col. of Charleston	62	73	
												252	H	Winthrop	60	63	
												299	A	Wofford	63	76	
												333	H	Charleston So.	69	64	
												336	A	USC Upstate	62	70	
LAST 10 Division I																	
299	A	Wofford	63	76	252	H	Winthrop	60	63								
103	A	UNC Greensboro	43	54	141	H	Tennessee Tech	58	62								
233	H	ETSU	57	62	183	H	Cleveland St.	61	68								
209	H	Chattanooga	52	59	333	H	Charleston So.	69	64								
249	A	Col. of Charleston	62	73	220	A	Gardner-Webb	62	88								

Non-Div I Games: Southern Wesleyan 70 37 UVa-Wise 64 55

Western Caro.

■ Loss,
■ Non-Conf,
■ S Site,
■ H Home
■ A Away
N Neutral

Average RPI Win:	277	WON-LOST	WINNING	LAST 10	STRENGTH OF	OPP. STRENGTH	TEAM	ADJ.	CONF.	ADJ CONF.
Average RPI Loss:	89	RECORD	PCT. RANK	GAMES	SCHEDULE	OF SCHEDULE	RPI	RPI	RPI	RPI
DIV. I ONLY	8- 9	190	6-4	232	151	199	199	18	18	
DIV. I NON-CONF.	3- 7	252	1-2	155	146	239	239	19	19	
TOTALS	RPI 1-25	RPI 26-50	W-L RECORDS	RPI 51-100	RPI 101-150	RPI 150+				
8- 9	0- 1	0- 2	OVERALL	0- 4	0- 1	8- 1				
5- 2	0- 0	0- 1	HOME	0- 1	0- 0	5- 0				
3- 5	0- 1	0- 1	AWAY	0- 2	0- 1	3- 0				
0- 2	0- 0	0- 0	NEUTRAL	0- 1	0- 0	0- 1				
3- 7	0- 1	0- 1	NON-CONFERENCE	0- 3	0- 1	3- 1				
2- 1	0- 0	0- 0	HOME	0- 1	0- 0	2- 0				
1- 4	0- 1	0- 1	AWAY	0- 1	0- 1	1- 0				
0- 2	0- 0	0- 0	NEUTRAL	0- 1	0- 0	0- 1				
5- 2	0- 0	0- 1	CONFERENCE	0- 1	0- 0	5- 0				
3- 1	0- 0	0- 1	HOME	0- 0	0- 0	3- 0				
2- 1	0- 0	0- 0	AWAY	0- 1	0- 0	2- 0				
0- 0	0- 0	0- 0	NEUTRAL	0- 0	0- 0	0- 0				

RPI 1-25				RPI 26-50				RPI 51-100				RPI 101+ Team's RPI: 199			
RPI	S	Opponent	Score	RPI	S	Opponent	Score	RPI	S	Opponent	Score	RPI	S	Opponent	Score
24	A	Purdue	59 66	31	A	Drake	75 94	61	H	Bradley	49 84	149	A	Missouri	89 97
				43	H	South Dakota	65 96	76	N	Southern Ill.	65 79	177	H	Southeast Mo. St.	97 91
								87	A	South Dakota St.	45 75	230	N	Eastern Ill.	52 60
								97	A	Illinois St.	65 78	258	H	Oral Roberts	75 61
												262	H	Indiana St.	83 72
												273	H	Denver	82 75
												285	A	Omaha	83 69
												291	A	North Dakota St.	79 78
												325	H	Purdue Fort Wayne	79 68
												346	A	Chicago St.	88 78
LAST 10 Division I															
285	A	Omaha	83 69	291	A	North Dakota St.	79 78								
258	H	Oral Roberts	75 61	43	H	South Dakota	65 96								
273	H	Denver	82 75	230	N	Eastern Ill.	52 60								
325	H	Purdue Fort Wayne	79 68	76	N	Southern Ill.	65 79								
87	A	South Dakota St.	45 75	177	H	Southeast Mo. St.	97 91								

Non-Div I Games: Culver-Stockton 82 76 Ill.-Springfield 91 51 Mo. Baptist 90 69

Western Ill.

Average RPI Win:	123	WON-LOST	WINNING	LAST 10	STRENGTH OF	OPP. STRENGTH	TEAM	ADJ.	CONF.	ADJ CONF.
Average RPI Loss:	93	RECORD	PCT. RANK	GAMES	SCHEDULE	OF SCHEDULE	RPI	RPI	RPI	RPI
DIV. I ONLY	11- 6	91	6-4	50	31	32	32	13	13	
DIV. I NON-CONF.	8- 3	68	3-1	89	6	26	26	13	13	
TOTALS	RPI 1-25	RPI 26-50	W-L RECORDS	RPI 51-100	RPI 101-150	RPI 150+				
11- 6	1- 2	1- 1	OVERALL	4- 1	1- 0	4- 2				
6- 0	1- 0	1- 0	HOME	2- 0	1- 0	1- 0				
4- 6	0- 2	0- 1	AWAY	2- 1	0- 0	2- 2				
1- 0	0- 0	0- 0	NEUTRAL	0- 0	0- 0	1- 0				
8- 3	1- 2	1- 0	NON-CONFERENCE	2- 0	0- 0	4- 1				
4- 0	1- 0	1- 0	HOME	1- 0	0- 0	1- 0				
3- 3	0- 2	0- 0	AWAY	1- 0	0- 0	2- 1				
1- 0	0- 0	0- 0	NEUTRAL	0- 0	0- 0	1- 0				
3- 3	0- 0	0- 1	CONFERENCE	2- 1	1- 0	0- 1				
2- 0	0- 0	0- 0	HOME	1- 0	1- 0	0- 0				
1- 3	0- 0	0- 1	AWAY	1- 1	0- 0	0- 1				
0- 0	0- 0	0- 0	NEUTRAL	0- 0	0- 0	0- 0				

RPI 1-25				RPI 26-50				Team's RPI: 32				RPI 51-100				RPI 101+			
RPI	S	Opponent	Score	RPI	S	Opponent	Score	RPI	S	Opponent	Score	RPI	S	Opponent	Score	RPI	S	Opponent	Score
2	A	Louisville	56 75	33	H	Oklahoma	74 63	59	H	Middle Tenn.	71 63	132	H	UAB	69 65				
22	H	Central Mich.	93 58	37	A	Old Dominion	65 76	65	A	Ball St.	91 86	167	A	Samford	88 84				
24	A	Purdue	50 67					71	A	Charlotte	60 56	169	A	Saint Mary's (CA)	73 80				
								79	H	Belmont	77 46	189	H	Little Rock	77 58				
								99	A	Rice	65 73	205	N	Tulsa	76 63				
												228	A	North Texas	54 61				
												329	A	Mercer	75 62				
LAST 10 Division I																			
				71	A	Charlotte	60 56	228	A	North Texas	54 61								
				37	A	Old Dominion	65 76	24	A	Purdue	50 67								
				59	H	Middle Tenn.	71 63	167	A	Samford	88 84								
				132	H	UAB	69 65	65	A	Ball St.	91 86								
				99	A	Rice	65 73	33	H	Oklahoma	74 63								

Non-Div I Games:

Western Ky.

■ Loss,
■ Non-Conf,
■ S Site,
■ H Home
■ A Away
N Neutral

Average RPI Win:	234	WON-LOST	WINNING	LAST 10	STRENGTH OF	OPP. STRENGTH	TEAM	ADJ.	CONF.	ADJ CONF.
Average RPI Loss:	124	RECORD	PCT. RANK	GAMES	SCHEDULE	OF SCHEDULE	RPI	RPI	RPI	RPI
DIV. I ONLY	9- 7	141	6-4	166	236	137	137	10	10	
DIV. I NON-CONF.	6- 4	123	3-1	257	324	172	172	10	10	
TOTALS	RPI 1-25	RPI 26-50	W-L RECORDS	RPI 51-100	RPI 101-150	RPI 150+				
9- 7	0- 1	0- 0	OVERALL	1- 2	1- 1	7- 3				
4- 2	0- 1	0- 0	HOME	1- 0	0- 0	3- 1				
3- 4	0- 0	0- 0	AWAY	0- 1	1- 1	2- 2				
2- 1	0- 0	0- 0	NEUTRAL	0- 1	0- 0	2- 0				
6- 4	0- 0	0- 0	NON-CONFERENCE	0- 2	1- 0	5- 2				
2- 1	0- 0	0- 0	HOME	0- 0	0- 0	2- 1				
2- 2	0- 0	0- 0	AWAY	0- 1	1- 0	1- 1				
2- 1	0- 0	0- 0	NEUTRAL	0- 1	0- 0	2- 0				
3- 3	0- 1	0- 0	CONFERENCE	1- 0	0- 1	2- 1				
2- 1	0- 1	0- 0	HOME	1- 0	0- 0	1- 0				
1- 2	0- 0	0- 0	AWAY	0- 0	0- 1	1- 1				
0- 0	0- 0	0- 0	NEUTRAL	0- 0	0- 0	0- 0				

RPI 1-25				RPI 26-50				RPI 51-100				RPI 101+ Team's RPI: 137			
RPI	S	Opponent	Score	RPI	S	Opponent	Score	RPI	S	Opponent	Score	RPI	S	Opponent	Score
22	H	Central Mich.	70 80					54	A	Michigan	55 76	102	A	Loyola Chicago	70 60
								73	H	Ohio	73 72	110	A	Kent St.	63 75
								94	N	Stony Brook	47 50	158	H	Toledo	84 72
												176	H	Fla. Atlantic	79 80
												187	A	Akron	56 51
												197	A	Bowling Green	63 72
												218	A	UTEP	46 76
												273	N	Denver	79 70
												310	N	New Mexico St.	79 76
												313	H	Detroit Mercy	82 67
												341	A	UIC	80 52
												346	H	Chicago St.	90 69
LAST 10 Division I															
197	A	Bowling Green	63 72	158	H	Toledo	84 72								
22	H	Central Mich.	70 80	102	A	Loyola Chicago	70 60								
73	H	Ohio	73 72	94	N	Stony Brook	47 50								
110	A	Kent St.	63 75	273	N	Denver	79 70								
187	A	Akron	56 51	346	H	Chicago St.	90 69								

Non-Div I Games: Kentucky St. 80 41

Western Mich.

Average RPI Win:	210	WON-LOST	WINNING	LAST 10	STRENGTH OF	OPP. STRENGTH	TEAM	ADJ.	CONF.	ADJ CONF.
Average RPI Loss:	73	RECORD	PCT. RANK	GAMES	SCHEDULE	OF SCHEDULE	RPI	RPI	RPI	RPI
DIV. I ONLY	11- 8	130	6-4	183	62	148	148	9	9	
DIV. I NON-CONF.	8- 5	117	3-1	238	85	146	146	8	8	
TOTALS	RPI 1-25	RPI 26-50	W-L RECORDS	RPI 51-100	RPI 101-150	RPI 150+				
11- 8	0- 2	2- 2	OVERALL	0- 2	1- 1	8- 1				
8- 3	0- 0	2- 0	HOME	0- 2	0- 1	6- 0				
2- 4	0- 2	0- 1	AWAY	0- 0	0- 0	2- 1				
1- 1	0- 0	0- 1	NEUTRAL	0- 0	1- 0	0- 0				
8- 5	0- 1	1- 2	NON-CONFERENCE	0- 1	1- 0	6- 1				
6- 1	0- 0	1- 0	HOME	0- 1	0- 0	5- 0				
1- 3	0- 1	0- 1	AWAY	0- 0	0- 0	1- 1				
1- 1	0- 0	0- 1	NEUTRAL	0- 0	1- 0	0- 0				
3- 3	0- 1	1- 0	CONFERENCE	0- 1	0- 1	2- 0				
2- 2	0- 0	1- 0	HOME	0- 1	0- 1	1- 0				
1- 1	0- 1	0- 0	AWAY	0- 0	0- 0	1- 0				
0- 0	0- 0	0- 0	NEUTRAL	0- 0	0- 0	0- 0				

RPI	S	Opponent	Score	RPI	S	Opponent	Score	RPI	S	Opponent	Score	RPI	S	Opponent	Score	Team's RPI: 148
3	A	UConn	55 83	26	N	Virginia Tech	63 84	52	H	UNI	50 61	123	N	Montana St.	66 64	
7	A	Missouri St.	55 68	30	A	Creighton	46 56	81	H	South Fla.	50 56	128	H	Tulane	56 61	
				33	H	Oklahoma	88 83					180	H	Eastern Mich.	63 52	
				47	H	Temple	72 70					205	H	Tulsa	57 46	
												237	A	Louisiana Tech	88 80	
												246	H	Southern U.	69 63	
												258	A	Oral Roberts	66 79	
												282	A	East Carolina	61 53	
												307	H	Ark.-Pine Bluff	100 50	
												315	H	Houston Baptist	59 42	
												338	H	Grambling	77 65	
LAST 10 Division I																
				81	H	South Fla.	50 56	3	A	UConn	55 83					
				47	H	Temple	72 70	338	H	Grambling	77 65					
				205	H	Tulsa	57 46	26	N	Virginia Tech	63 84					
				282	A	East Carolina	61 53	123	N	Montana St.	66 64					
				128	H	Tulane	56 61	307	H	Ark.-Pine Bluff	100 50					

Non-Div I Games:

Wichita St.

William & Mary

Through Games Of Jan. 24, 2020

Average RPI Win:	249	WON-LOST	WINNING	LAST 10	STRENGTH OF	OPP. STRENGTH	TEAM	ADJ.	CONF.	ADJ CONF.
Average RPI Loss:	120	RECORD	PCT. RANK	GAMES	SCHEDULE	OF SCHEDULE	RPI	RPI	RPI	RPI
DIV. I ONLY	13- 5	56	7-3	329	134	157	157	14	14	
DIV. I NON-CONF.	9- 2	38	3-0	336	135	138	138	14	14	
TOTALS	RPI 1-25	RPI 26-50	W-L RECORDS	RPI 51-100	RPI 101-150	RPI 150+				
13- 5	0- 0	0- 2	OVERALL	0- 0	1- 2	12- 1				
6- 2	0- 0	0- 1	HOME	0- 0	0- 0	6- 1				
7- 3	0- 0	0- 1	AWAY	0- 0	1- 2	6- 0				
0- 0	0- 0	0- 0	NEUTRAL	0- 0	0- 0	0- 0				
9- 2	0- 0	0- 1	NON-CONFERENCE	0- 0	1- 1	8- 0				
4- 1	0- 0	0- 1	HOME	0- 0	0- 0	4- 0				
5- 1	0- 0	0- 0	AWAY	0- 0	1- 1	4- 0				
0- 0	0- 0	0- 0	NEUTRAL	0- 0	0- 0	0- 0				
4- 3	0- 0	0- 1	CONFERENCE	0- 0	0- 1	4- 1				
2- 1	0- 0	0- 0	HOME	0- 0	0- 0	2- 1				
2- 2	0- 0	0- 1	AWAY	0- 0	0- 1	2- 0				
0- 0	0- 0	0- 0	NEUTRAL	0- 0	0- 0	0- 0				

RPI 1-25			RPI 26-50			RPI 51-100			RPI 101+ Team's RPI: 157		
RPI	S	Opponent	Score	RPI	S	Opponent	Score	RPI	S	Opponent	Score
				37	H	Old Dominion	58 69	116	A	VCU	69 55
				45	A	James Madison	70 84	126	A	Richmond	73 76
								147	A	Northeastern	55 61
								152	A	George Washington	63 51
								163	A	Towson	83 75
								174	H	Norfolk St.	65 56
								244	H	UNCW	55 72
								249	H	Col. of Charleston	85 60
								257	H	Delaware	68 58
								263	A	Delaware St.	73 52
								281	A	Army West Point	77 65
								282	A	East Carolina	78 68
								305	A	Hofstra	66 53
								322	H	UMES	78 50
								323	H	UMBC	76 48
								344	H	Hartford	61 44
LAST 10 Division I											
257	H	Delaware	68 58	163	A	Towson	83 75				
147	A	Northeastern	55 61	45	A	James Madison	70 84				
305	A	Hofstra	66 53	152	A	George Washington	63 51				
249	H	Col. of Charleston	85 60	174	H	Norfolk St.	65 56				
244	H	UNCW	55 72	116	A	VCU	69 55				

Non-Div I Games:

William & Mary

Loss, Non-Conf, S Site, H Home A Away N Neutral

Winthrop

Through Games Of Jan. 24, 2020

Average RPI Win:	278	WON-LOST	WINNING	LAST 10	STRENGTH OF	OPP. STRENGTH	TEAM	ADJ.	CONF.	ADJ CONF.
Average RPI Loss:	191	RECORD	PCT. RANK	GAMES	SCHEDULE	OF SCHEDULE	RPI	RPI	RPI	RPI
DIV. I ONLY	8- 9	190	7-3	298	306	252	252	26	26	
DIV. I NON-CONF.	3- 6	235	2-0	316	230	298	298	27	27	
TOTALS	RPI 1-25	RPI 26-50	W-L RECORDS	RPI 51-100	RPI 101-150	RPI 150+				
8- 9	0- 1	0- 1	OVERALL	0- 0	0- 1	8- 6				
4- 3	0- 0	0- 0	HOME	0- 0	0- 0	4- 3				
4- 5	0- 1	0- 1	AWAY	0- 0	0- 1	4- 2				
0- 1	0- 0	0- 0	NEUTRAL	0- 0	0- 0	0- 1				
3- 6	0- 1	0- 1	NON-CONFERENCE	0- 0	0- 0	3- 4				
0- 3	0- 0	0- 0	HOME	0- 0	0- 0	0- 3				
3- 2	0- 1	0- 1	AWAY	0- 0	0- 0	3- 0				
0- 1	0- 0	0- 0	NEUTRAL	0- 0	0- 0	0- 1				
5- 3	0- 0	0- 0	CONFERENCE	0- 0	0- 1	5- 2				
4- 0	0- 0	0- 0	HOME	0- 0	0- 0	4- 0				
1- 3	0- 0	0- 0	AWAY	0- 0	0- 1	1- 2				
0- 0	0- 0	0- 0	NEUTRAL	0- 0	0- 0	0- 0				

RPI 1-25				RPI 26-50				RPI 51-100				RPI 101+ Team's RPI: 252			
RPI	S	Opponent	Score	RPI	S	Opponent	Score	RPI	S	Opponent	Score	RPI	S	Opponent	Score
20	A	Kentucky	36 91	37	A	Old Dominion	44 68					136	A	Campbell	47 63
												171	H	Hampton	72 66
												206	H	Iona	61 68
												220	A	Gardner-Webb	59 71
												242	H	High Point	69 63
												244	A	UNCW	75 63
												249	H	Col. of Charleston	73 84
												254	A	Radford	53 54
												288	H	Longwood	74 63
												297	H	Ga. Southern	47 91
												299	N	Wofford	59 60
												302	H	Presbyterian	61 54
												312	A	N.C. Central	56 46
												331	A	Western Caro.	63 60
												336	A	USC Upstate	52 38
LAST 10 Division I															
288	H	Longwood	74 63	220	A	Gardner-Webb	59 71								
254	A	Radford	53 54	242	H	High Point	69 63								
136	A	Campbell	47 63	171	H	Hampton	72 66								
302	H	Presbyterian	61 54	331	A	Western Caro.	63 60								
336	A	USC Upstate	52 38	244	A	UNCW	75 63								

Non-Div I Games:

Winthrop

■ Loss,
 ■ Non-Conf,
 S Site,
 ■ Home
 ■ Away
 N Neutral

Average RPI Win:	211	WON-LOST	WINNING	LAST 10	STRENGTH OF	OPP. STRENGTH	TEAM	ADJ.	CONF.	ADJ CONF.
Average RPI Loss:	45	RECORD	PCT. RANK	GAMES	SCHEDULE	OF SCHEDULE	RPI	RPI	RPI	RPI
DIV. I ONLY	10- 9	167	4-6	76	73	117	117	2	2	
DIV. I NON-CONF.	8- 3	68	2-0	223	180	100	100	2	2	
TOTALS	RPI 1-25	RPI 26-50	W-L RECORDS	RPI 51-100	RPI 101-150	RPI 150+				
10- 9	0- 2	0- 4	OVERALL	3- 3	0- 0	7- 0				
7- 3	0- 1	0- 1	HOME	1- 1	0- 0	6- 0				
2- 5	0- 1	0- 2	AWAY	1- 2	0- 0	1- 0				
1- 1	0- 0	0- 1	NEUTRAL	1- 0	0- 0	0- 0				
8- 3	0- 0	0- 3	NON-CONFERENCE	2- 0	0- 0	6- 0				
6- 0	0- 0	0- 0	HOME	1- 0	0- 0	5- 0				
1- 2	0- 0	0- 2	AWAY	0- 0	0- 0	1- 0				
1- 1	0- 0	0- 1	NEUTRAL	1- 0	0- 0	0- 0				
2- 6	0- 2	0- 1	CONFERENCE	1- 3	0- 0	1- 0				
1- 3	0- 1	0- 1	HOME	0- 1	0- 0	1- 0				
1- 3	0- 1	0- 0	AWAY	1- 2	0- 0	0- 0				
0- 0	0- 0	0- 0	NEUTRAL	0- 0	0- 0	0- 0				

RPI	S	Opponent	Score	RPI	S	Opponent	Score	RPI	S	Opponent	Score	RPI	S	Opponent	Score	Team's RPI: 117
4	H	Iowa	78 85	38	H	Rutgers	61 64	54	H	Michigan	56 68	188	H	Penn St.	71 65	
24	A	Purdue	61 72	42	A	Colorado	57 74	60	A	Nebraska	50 65	230	H	Eastern Ill.	63 55	
				46	A	Georgia Tech	41 60	65	N	Ball St.	67 56	278	H	Milwaukee	71 40	
				48	N	Arkansas	64 68	70	A	Minnesota	72 62	291	A	North Dakota St.	64 63	
								80	H	North Florida	75 62	299	H	Wofford	78 65	
								91	A	Michigan St.	52 69	300	H	Prairie View	68 42	
												309	H	Alabama St.	85 67	
LAST 10 Division I																
70	A	Minnesota	72 62	188	H	Penn St.	71 65									
4	H	Iowa	78 85	24	A	Purdue	61 72									
54	H	Michigan	56 68	38	H	Rutgers	61 64									
91	A	Michigan St.	52 69	300	H	Prairie View	68 42									
60	A	Nebraska	50 65	309	H	Alabama St.	85 67									

Non-Div I Games:

Wisconsin

■ Loss,
 ■ Non-Conf,
 ■ S Site,
 ■ H Home
 ■ A Away
 N Neutral

Wofford

Through Games Of Jan. 24, 2020

Average RPI Win: 283	WON-LOST	WINNING	LAST 10	STRENGTH OF	OPP. STRENGTH	TEAM	ADJ.	CONF.	ADJ CONF.
Average RPI Loss: 182	RECORD	PCT. RANK	GAMES	SCHEDULE	OF SCHEDULE	RPI	RPI	RPI	RPI
DIV. I ONLY	7- 10	219	4-6	322	245	299	299	24	24
DIV. I NON-CONF.	4- 8	235	1-4	220	316	294	294	20	20
TOTALS	RPI 1-25	RPI 26-50	W-L RECORDS	RPI 51-100	RPI 101-150	RPI 150+			
7- 10	0- 0	0- 0	OVERALL	0- 1	0- 3	7- 6			
5- 4	0- 0	0- 0	HOME	0- 0	0- 1	5- 3			
1- 6	0- 0	0- 0	AWAY	0- 1	0- 2	1- 3			
1- 0	0- 0	0- 0	NEUTRAL	0- 0	0- 0	1- 0			
4- 8	0- 0	0- 0	NON-CONFERENCE	0- 1	0- 3	4- 4			
3- 3	0- 0	0- 0	HOME	0- 0	0- 1	3- 2			
0- 5	0- 0	0- 0	AWAY	0- 1	0- 2	0- 2			
1- 0	0- 0	0- 0	NEUTRAL	0- 0	0- 0	1- 0			
3- 2	0- 0	0- 0	CONFERENCE	0- 0	0- 0	3- 2			
2- 1	0- 0	0- 0	HOME	0- 0	0- 0	2- 1			
1- 1	0- 0	0- 0	AWAY	0- 0	0- 0	1- 1			
0- 0	0- 0	0- 0	NEUTRAL	0- 0	0- 0	0- 0			

RPI S	Opponent	Score	RPI S	Opponent	Score	RPI S	Opponent	Score	RPI S	Opponent	Score	Team's RPI: 299
						74 A	Kansas	64 83	104 H	Coastal Caro.	73 78	
									117 A	Wisconsin	65 78	
									145 A	Auburn	82 84	
									167 H	Samford	58 74	
									209 A	Chattanooga	76 80	
									220 A	Gardner-Webb	53 67	
									221 A	Northern Ky.	72 80	
									233 A	ETSU	76 47	
									248 H	UNC Asheville	75 38	
									252 N	Winthrop	60 59	
									267 H	Appalachian St.	51 54	
									288 H	Longwood	79 76	
									297 H	Ga. Southern	57 70	
									302 H	Presbyterian	67 60	
									329 H	Mercer	77 49	
									331 H	Western Caro.	76 63	
LAST 10 Division I												
331 H	Western Caro.	76 63	74 A	Kansas	64 83	221 A	Northern Ky.	72 80				
233 A	ETSU	76 47				248 H	UNC Asheville	75 38				
209 A	Chattanooga	76 80				267 H	Appalachian St.	51 54				
329 H	Mercer	77 49				297 H	Ga. Southern	57 70				
167 H	Samford	58 74										

Non-Div I Games: Brevard 82 34 Erskine 100 38 UNKNOWN 89 38

Wofford

Loss, Non-Conf, S Site, H Home A Away N Neutral

Average RPI Win: 225	WON-LOST	WINNING	LAST 10	STRENGTH OF	OPP. STRENGTH	TEAM	ADJ.	CONF.	ADJ CONF.
Average RPI Loss: 127	RECORD	PCT. RANK	GAMES	SCHEDULE	OF SCHEDULE	RPI	RPI	RPI	RPI
DIV. I ONLY	10- 8	147	6-4	226	155	143	143	21	21
DIV. I NON-CONF.	4- 6	212	0-2	193	47	178	178	18	18
TOTALS	RPI 1-25	RPI 26-50	W-L RECORDS	RPI 51-100	RPI 101-150	RPI 150+			
10- 8	0- 0	0- 0	OVERALL	0- 5	1- 1	9- 2			
4- 1	0- 0	0- 0	HOME	0- 1	1- 0	3- 0			
5- 5	0- 0	0- 0	AWAY	0- 3	0- 1	5- 1			
1- 2	0- 0	0- 0	NEUTRAL	0- 1	0- 0	1- 1			
4- 6	0- 0	0- 0	NON-CONFERENCE	0- 4	1- 1	3- 1			
1- 1	0- 0	0- 0	HOME	0- 1	1- 0	0- 0			
2- 3	0- 0	0- 0	AWAY	0- 2	0- 1	2- 0			
1- 2	0- 0	0- 0	NEUTRAL	0- 1	0- 0	1- 1			
6- 2	0- 0	0- 0	CONFERENCE	0- 1	0- 0	6- 1			
3- 0	0- 0	0- 0	HOME	0- 0	0- 0	3- 0			
3- 2	0- 0	0- 0	AWAY	0- 1	0- 0	3- 1			
0- 0	0- 0	0- 0	NEUTRAL	0- 0	0- 0	0- 0			

RPI 1-25			RPI 26-50			RPI 51-100			RPI 101+			Team's RPI: 143
RPI	S	Opponent	Score	RPI	S	Opponent	Score	RPI	S	Opponent	Score	
						53 A IUPUI	60 80	105 A UT Arlington		62 68		
						61 A UCF	53 69	131 H CSU Bakersfield		65 60		
						64 A Iowa St.	71 79	165 A Green Bay		70 58		
						74 N Kansas	63 74	183 H Cleveland St.		78 62		
						89 H Abilene Christian	64 83	185 H Youngstown St.		91 41		
								211 A Xavier		86 74		
								214 A SMU		69 61		
								221 A Northern Ky.		63 55		
								278 A Milwaukee		58 60		
								286 N Loyola Maryland		66 51		
								292 N St. Bonaventure		56 57		
								313 H Detroit Mercy		67 61		
								341 A UIC		58 43		
LAST 10 Division I												
						313 H Detroit Mercy	67 61	183 H Cleveland St.		78 62		
						221 A Northern Ky.	63 55	165 A Green Bay		70 58		
						53 A IUPUI	60 80	278 A Milwaukee		58 60		
						341 A UIC	58 43	61 A UCF		53 69		
						185 H Youngstown St.	91 41	292 N St. Bonaventure		56 57		

Non-Div I Games: Marian (IN) 64 60

Wright St.

Wyoming

Through Games Of Jan. 24, 2020

Average RPI Win:	246	WON-LOST	WINNING	LAST 10	STRENGTH OF	OPP. STRENGTH	TEAM	ADJ.	CONF.	ADJ CONF.
Average RPI Loss:	157	RECORD	PCT. RANK	GAMES	SCHEDULE	OF SCHEDULE	RPI	RPI	RPI	RPI
DIV. I ONLY	8- 9	190	4-6	225	231	217	217	17	17	
DIV. I NON-CONF.	3- 5	224	1-2	215	213	259	259	24	24	
TOTALS	RPI 1-25	RPI 26-50	W-L RECORDS	RPI 51-100	RPI 101-150	RPI 150+				
8- 9	0- 1	0- 1	OVERALL	0- 2	1- 0	7- 5				
5- 4	0- 1	0- 1	HOME	0- 0	1- 0	4- 2				
3- 5	0- 0	0- 0	AWAY	0- 2	0- 0	3- 3				
0- 0	0- 0	0- 0	NEUTRAL	0- 0	0- 0	0- 0				
3- 5	0- 1	0- 1	NON-CONFERENCE	0- 1	0- 0	3- 2				
2- 3	0- 1	0- 1	HOME	0- 0	0- 0	2- 1				
1- 2	0- 0	0- 0	AWAY	0- 1	0- 0	1- 1				
0- 0	0- 0	0- 0	NEUTRAL	0- 0	0- 0	0- 0				
5- 4	0- 0	0- 0	CONFERENCE	0- 1	1- 0	4- 3				
3- 1	0- 0	0- 0	HOME	0- 0	1- 0	2- 1				
2- 3	0- 0	0- 0	AWAY	0- 1	0- 0	2- 2				
0- 0	0- 0	0- 0	NEUTRAL	0- 0	0- 0	0- 0				

RPI 1-25				RPI 26-50				RPI 51-100				RPI 101+ Team's RPI: 217			
RPI	S	Opponent	Score	RPI	S	Opponent	Score	RPI	S	Opponent	Score	RPI	S	Opponent	Score
9	H	Gonzaga	54 65	42	H	Colorado	56 66	87	A	South Dakota St.	40 67	101	H	Boise St.	73 68
								90	A	Fresno St.	59 89	169	H	Saint Mary's (CA)	69 67
												182	A	UNLV	53 65
												184	A	New Mexico	73 66
												195	H	Northern Colo.	44 46
												256	H	Colorado St.	49 56
												273	A	Denver	57 71
												275	A	San Diego St.	60 67
												275	H	San Diego St.	81 67
												282	H	Nevada	83 59
												291	A	North Dakota St.	66 57
												316	A	Air Force	65 63
												351	H	Mississippi Val.	95 22
LAST 10 Division I															
275	H	San Diego St.	81 67	256	H	Colorado St.	49 56	101	H	Boise St.	73 68	9	H	Gonzaga	54 65
90	A	Fresno St.	59 89									195	H	Northern Colo.	44 46
282	H	Nevada	83 59					351	H	Mississippi Val.	95 22				
182	A	UNLV	53 65												
275	A	San Diego St.	60 67												

Non-Div I Games: Colo. Christian 70 31

Wyoming

■ Loss,
 ■ Non-Conf, S Site,
 ■ Home
 ■ Away
 N Neutral

Average RPI Win:	171	WON-LOST	WINNING	LAST 10	STRENGTH OF	OPP. STRENGTH	TEAM	ADJ.	CONF.	ADJ CONF.
Average RPI Loss:	85	RECORD	PCT. RANK	GAMES	SCHEDULE	OF SCHEDULE	RPI	RPI	RPI	RPI
DIV. I ONLY	2- 17	337	1-9	14	75	211	211	6	6	
DIV. I NON-CONF.	1- 10	329	0-2	13	156	241	241	6	6	
TOTALS	RPI 1-25	RPI 26-50	W-L RECORDS	RPI 51-100	RPI 101-150	RPI 150+				
2- 17	0- 2	0- 5	OVERALL	0- 5	1- 4	1- 1				
1- 9	0- 1	0- 3	HOME	0- 2	1- 2	0- 1				
1- 6	0- 0	0- 2	AWAY	0- 3	0- 1	1- 0				
0- 2	0- 1	0- 0	NEUTRAL	0- 0	0- 1	0- 0				
1- 10	0- 1	0- 2	NON-CONFERENCE	0- 2	1- 4	0- 1				
1- 4	0- 0	0- 1	HOME	0- 0	1- 2	0- 1				
0- 4	0- 0	0- 1	AWAY	0- 2	0- 1	0- 0				
0- 2	0- 1	0- 0	NEUTRAL	0- 0	0- 1	0- 0				
1- 7	0- 1	0- 3	CONFERENCE	0- 3	0- 0	1- 0				
0- 5	0- 1	0- 2	HOME	0- 2	0- 0	0- 0				
1- 2	0- 0	0- 1	AWAY	0- 1	0- 0	1- 0				
0- 0	0- 0	0- 0	NEUTRAL	0- 0	0- 0	0- 0				

RPI 1-25			RPI 26-50			RPI 51-100			RPI 101+			Team's RPI: 211
RPI	S	Opponent	Score	RPI	S	Opponent	Score	RPI	S	Opponent	Score	
13	H	DePaul	68 91	30	A	Creighton	55 62	55	H	Seton Hall	61 83	106 H Utah 70 63
15	N	Northwestern	59 79	40	H	Marquette	60 80	65	A	Ball St.	49 70	114 H Cincinnati 78 85
				42	H	Colorado	53 62	84	A	Villanova	54 66	135 A Robert Morris 57 71
				47	A	Temple	65 78	96	A	Rider	57 64	138 N Florida 64 67
				49	H	St. John's (NY)	67 75	100	H	Butler	70 78	143 H Wright St. 74 86
												236 A Georgetown 85 64
												272 H Eastern Ky. 55 56
LAST 10 Division I												
				30	A	Creighton	55 62	100	H	Butler	70 78	
				40	H	Marquette	60 80	55	H	Seton Hall	61 83	
				13	H	DePaul	68 91	49	H	St. John's (NY)	67 75	
				84	A	Villanova	54 66	15	N	Northwestern	59 79	
				236	A	Georgetown	85 64	138	N	Florida	64 67	

Non-Div I Games:

Xavier

■ Loss,
 ■ Non-Conf,
 ■ S Site,
 ■ H Home
 ■ A Away
 N Neutral

Average RPI Win:	201	WON-LOST	WINNING	LAST 10	STRENGTH OF	OPP. STRENGTH	TEAM	ADJ.	CONF.	ADJ CONF.
Average RPI Loss:	50	RECORD	PCT. RANK	GAMES	SCHEDULE	OF SCHEDULE	RPI	RPI	RPI	RPI
DIV. I ONLY	11- 3	36	8-2	111	162	50	50	8	8	
DIV. I NON-CONF.	10- 3	58	7-2	112	175	55	55	9	9	
TOTALS	RPI 1-25	RPI 26-50	W-L RECORDS	RPI 51-100	RPI 101-150	RPI 150+				
11- 3	0- 1	0- 1	OVERALL	2- 1	2- 0	7- 0				
6- 1	0- 0	0- 1	HOME	0- 0	1- 0	5- 0				
4- 2	0- 1	0- 0	AWAY	1- 1	1- 0	2- 0				
1- 0	0- 0	0- 0	NEUTRAL	1- 0	0- 0	0- 0				
10- 3	0- 1	0- 1	NON-CONFERENCE	2- 1	2- 0	6- 0				
5- 1	0- 0	0- 1	HOME	0- 0	1- 0	4- 0				
4- 2	0- 1	0- 0	AWAY	1- 1	1- 0	2- 0				
1- 0	0- 0	0- 0	NEUTRAL	1- 0	0- 0	0- 0				
1- 0	0- 0	0- 0	CONFERENCE	0- 0	0- 0	1- 0				
1- 0	0- 0	0- 0	HOME	0- 0	0- 0	1- 0				
0- 0	0- 0	0- 0	AWAY	0- 0	0- 0	0- 0				
0- 0	0- 0	0- 0	NEUTRAL	0- 0	0- 0	0- 0				

RPI 1-25				RPI 26-50				RPI 51-100				RPI 101+			
RPI	S	Opponent	Score	RPI	S	Opponent	Score	RPI	S	Opponent	Score	RPI	S	Opponent	Score
8	A	UCLA	65 100	49	H	St. John's (NY)	66 80	57	A	North Carolina	66 63	127	H	Providence	82 79
								90	N	Fresno St.	87 67	147	A	Northeastern	78 63
								92	A	Colgate	67 70	198	H	Quinnipiac	63 59
												224	H	Brown	79 72
												234	A	UMass Lowell	67 59
												259	A	LMU (CA)	81 65
												270	H	Sacred Heart	87 40
												276	H	Wagner	87 68
												329	H	Mercer	68 60
LAST 10 Division I															
				224	H	Brown	79 72	49	H	St. John's (NY)	66 80				
				329	H	Mercer	68 60	259	A	LMU (CA)	81 65				
				276	H	Wagner	87 68	90	N	Fresno St.	87 67				
				57	A	North Carolina	66 63	8	A	UCLA	65 100				
				270	H	Sacred Heart	87 40	147	A	Northeastern	78 63				

Non-Div I Games:

Yale

Average RPI Win:	251	WON-LOST	WINNING	LAST 10	STRENGTH OF	OPP. STRENGTH	TEAM	ADJ.	CONF.	ADJ CONF.
Average RPI Loss:	145	RECORD	PCT. RANK	GAMES	SCHEDULE	OF SCHEDULE	RPI	RPI	RPI	RPI
DIV. I ONLY	9- 8	163	5-5	245	248	185	185	21	21	
DIV. I NON-CONF.	5- 4	140	1-1	244	192	159	159	18	18	
TOTALS	RPI 1-25	RPI 26-50	W-L RECORDS	RPI 51-100	RPI 101-150	RPI 150+				
9- 8	0- 1	0- 0	OVERALL	1- 0	0- 3	8- 4				
5- 2	0- 0	0- 0	HOME	1- 0	0- 1	4- 1				
4- 6	0- 1	0- 0	AWAY	0- 0	0- 2	4- 3				
0- 0	0- 0	0- 0	NEUTRAL	0- 0	0- 0	0- 0				
5- 4	0- 1	0- 0	NON-CONFERENCE	0- 0	0- 2	5- 1				
3- 1	0- 0	0- 0	HOME	0- 0	0- 1	3- 0				
2- 3	0- 1	0- 0	AWAY	0- 0	0- 1	2- 1				
0- 0	0- 0	0- 0	NEUTRAL	0- 0	0- 0	0- 0				
4- 4	0- 0	0- 0	CONFERENCE	1- 0	0- 1	3- 3				
2- 1	0- 0	0- 0	HOME	1- 0	0- 0	1- 1				
2- 3	0- 0	0- 0	AWAY	0- 0	0- 1	2- 2				
0- 0	0- 0	0- 0	NEUTRAL	0- 0	0- 0	0- 0				

RPI S	Opponent	Score	RPI S	Opponent	Score	RPI S	Opponent	Score	RPI S	Opponent	Score	Team's RPI: 185
14	A Indiana	56 93				53	H IUPUI	75 73	110	H Kent St.	73 82	
									135	A Robert Morris	43 58	
									143	A Wright St.	41 91	
									165	H Green Bay	63 70	
									180	H Eastern Mich.	79 77	
									183	A Cleveland St.	52 60	
									187	A Akron	62 91	
									221	A Northern Ky.	56 75	
									229	A Saint Francis (PA)	56 46	
									268	A Oakland	79 74	
									272	A Eastern Ky.	72 63	
									276	H Wagner	64 42	
									313	A Detroit Mercy	62 47	
									330	H Canisius	87 59	
									341	H UIC	77 65	
LAST 10 Division I												
165	H Green Bay	63 70	221	A Northern Ky.	56 75							
313	A Detroit Mercy	62 47	341	H UIC	77 65							
268	A Oakland	79 74	53	H IUPUI	75 73							
183	A Cleveland St.	52 60	14	A Indiana	56 93							
143	A Wright St.	41 91	229	A Saint Francis (PA)	56 46							

Non-Div I Games: Lake Erie 83 48 Muskingum 92 46

Youngstown St.

Loss, Non-Conf, S Site, H Home A Away N Neutral