

Average RPI Win: 281		WON-LOST RECORD	WINNING PCT. RANK	LAST 10 GAMES	STRENGTH OF SCHEDULE	OPP. STRENGTH OF SCHEDULE	TEAM RPI	ADJ. RPI	CONF. RPI	ADJ. CONF. RPI
Average RPI Loss: 176										
DIV. I ONLY		6- 7	201	7-3	317	284	274	274	26	26
DIV. I NON-CONF.		2- 5	264	0- 0	294	239	304	304	24	24
TOTALS		RPI 1-25	RPI 26-50	W-L RECORDS		RPI 51-100	RPI 101-150	RPI 150+		
6- 7	0- 0		0- 0	OVERALL		0- 1	0- 0	6- 6		
3- 3	0- 0		0- 0	HOME		0- 0	0- 0	3- 3		
2- 3	0- 0		0- 0	AWAY		0- 1	0- 0	2- 2		
1- 1	0- 0		0- 0	NEUTRAL		0- 0	0- 0	1- 1		
2- 5	0- 0		0- 0	NON-CONFERENCE		0- 0	0- 0	2- 5		
0- 3	0- 0		0- 0	HOME		0- 0	0- 0	0- 3		
1- 1	0- 0		0- 0	AWAY		0- 0	0- 0	1- 1		
1- 1	0- 0		0- 0	NEUTRAL		0- 0	0- 0	1- 1		
4- 2	0- 0		0- 0	CONFERENCE		0- 1	0- 0	4- 1		
3- 0	0- 0		0- 0	HOME		0- 0	0- 0	3- 0		
1- 2	0- 0		0- 0	AWAY		0- 1	0- 0	1- 1		
0- 0	0- 0		0- 0	NEUTRAL		0- 0	0- 0	0- 0		

RPI 1-25				RPI 26-50				RPI 51-100				RPI 101+				Team's RPI: 274	
RPI	S	Opponent	Score	RPI	S	Opponent	Score	RPI	S	Opponent	Score	RPI	S	Opponent	Score		
								71	A	Lamar University	58 76	156	H	Texas St.	53 60		
												158	A	Texas Tech	61 78		
												180	H	New Mexico St.	65 67		
												204	A	Nicholls St.	55 85		
												211	N	Prairie View	59 67		
												229	H	Sam Houston St.	76 61		
												253	A	UTRGV	59 49		
												253	H	UTRGV	57 70		
												257	N	Louisiana	64 63		
												306	A	Central Ark.	73 65		
												313	H	New Orleans	57 51		
												329	H	Northwestern St.	79 55		
LAST 12 Division I GAMES:																	
				204	A	Nicholls St.	55 85	180	H	New Mexico St.	65 67						
				313	H	New Orleans	57 51	253	H	UTRGV	57 70						
				229	H	Sam Houston St.	76 61	211	N	Prairie View	59 67						
				329	H	Northwestern St.	79 55	257	N	Louisiana	64 63						
				71	A	Lamar University	58 76	156	H	Texas St.	53 60						
				306	A	Central Ark.	73 65	158	A	Texas Tech	61 78						

Non-Div I Games:	Schreiner	64	34	UNKNOWN	78	40	Tex. A&M Int'l	84	36	Texas Lutheran	73	49	A&M-Corpus Christi
------------------	-----------	----	----	---------	----	----	----------------	----	----	----------------	----	----	--------------------

■ Loss, ■ Non-Conf, S Site, H Home A Away N Neutral

Average RPI Win:	277	WON-LOST	WINNING	LAST 10	STRENGTH OF	OPP. STRENGTH	TEAM	ADJ.	CONF.	ADJ CONF.
Average RPI Loss:	125	RECORD	PCT. RANK	GAMES	SCHEDULE	OF SCHEDULE	RPI	RPI	RPI	RPI

DIV. I ONLY	8- 6	133	5-5	274	243	172	172	26	26
DIV. I NON-CONF.	3- 4	199	0- 0	128	159	137	137	24	24
TOTALS	RPI 1-25	RPI 26-50	W-L RECORDS	RPI 51-100	RPI 101-150	RPI 150+			
8- 6	0- 0	0- 0	OVERALL	0- 3	0- 1	8- 2			
1- 2	0- 0	0- 0	HOME	0- 2	0- 0	1- 0			
6- 4	0- 0	0- 0	AWAY	0- 1	0- 1	6- 2			
1- 0	0- 0	0- 0	NEUTRAL	0- 0	0- 0	1- 0			
3- 4	0- 0	0- 0	NON-CONFERENCE	0- 2	0- 1	3- 1			
0- 1	0- 0	0- 0	HOME	0- 1	0- 0	0- 0			
2- 3	0- 0	0- 0	AWAY	0- 1	0- 1	2- 1			
1- 0	0- 0	0- 0	NEUTRAL	0- 0	0- 0	1- 0			
5- 2	0- 0	0- 0	CONFERENCE	0- 1	0- 0	5- 1			
1- 1	0- 0	0- 0	HOME	0- 1	0- 0	1- 0			
4- 1	0- 0	0- 0	AWAY	0- 0	0- 0	4- 1			
0- 0	0- 0	0- 0	NEUTRAL	0- 0	0- 0	0- 0			

RPI 1-25	RPI 26-50	RPI 51-100	RPI 101+ Team's RPI: 172
RPI S Opponent Score	RPI S Opponent Score	RPI S Opponent Score	RPI S Opponent Score
		54 H Arkansas 68 80	129 A Tulsa 63 75
		72 H SFA 55 71	158 A Texas Tech 54 105
		95 A FGCU 65 81	180 A New Mexico St. 58 46
			229 A Sam Houston St. 91 79
			242 A Southeastern La. 71 74
			246 N Texas Southern 81 39
			266 A UTEP 70 69
			313 A New Orleans 59 52
			322 H McNeese 109 52
			329 A Northwestern St. 72 63
			331 A Houston Baptist 72 62
LAST 12 Division I GAMES:			
72 H SFA 55 71	313 A New Orleans 59 52		
329 A Northwestern St. 72 63	158 A Texas Tech 54 105		
331 A Houston Baptist 72 62	95 A FGCU 65 81		
242 A Southeastern La. 71 74	54 H Arkansas 68 80		
322 H McNeese 109 52	129 A Tul sa 63 75		
229 A Sam Houston St. 91 79	266 A UTEP 70 69		

Non-Div I Games: Eastern N.M. 78 46 Southwest (NM) 90 47 Howard Payne 98 43 Schreiner 90 43 Abilene Christian

Average RPI Win:	237	WON-LOST	WINNING	LAST 10	STRENGTH OF	OPP. STRENGTH	TEAM	ADJ.	CONF.	ADJ CONF.
Average RPI Loss:	130	RECORD	PCT. RANK	GAMES	SCHEDULE	OF SCHEDULE	RPI	RPI	RPI	RPI
DIV. I ONLY	5- 12	268	2-8	107	193	219	219	13	13	
DIV. I NON-CONF.	3- 7	256	0- 0	85	245	204	204	11	11	

TOTALS	RPI 1-25	RPI 26-50	W-L RECORDS	RPI 51-100	RPI 101-150	RPI 150+				
5- 12	0- 1	0- 1	OVERALL	0- 2	1- 3	4- 5				
4- 3	0- 0	0- 0	HOME	0- 0	1- 0	3- 3				
1- 9	0- 1	0- 1	AWAY	0- 2	0- 3	1- 2				
0- 0	0- 0	0- 0	NEUTRAL	0- 0	0- 0	0- 0				
3- 7	0- 1	0- 0	NON-CONFERENCE	0- 1	1- 3	2- 2				
2- 2	0- 0	0- 0	HOME	0- 0	1- 0	1- 2				
1- 5	0- 1	0- 0	AWAY	0- 1	0- 3	1- 0				
0- 0	0- 0	0- 0	NEUTRAL	0- 0	0- 0	0- 0				
2- 5	0- 0	0- 1	CONFERENCE	0- 1	0- 0	2- 3				
2- 1	0- 0	0- 0	HOME	0- 0	0- 0	2- 1				
0- 4	0- 0	0- 1	AWAY	0- 1	0- 0	0- 2				
0- 0	0- 0	0- 0	NEUTRAL	0- 0	0- 0	0- 0				

RPI 1-25				RPI 26-50				RPI 51-100				RPI 101+ Team's RPI: 219			
RPI	S	Opponent	Score	RPI	S	Opponent	Score	RPI	S	Opponent	Score	RPI	S	Opponent	Score
3	A	Oregon	36 82	46	A	New Mexico	57 78	51	A	Northeastern	41 54	106	H	Northern Colo.	69 57
								60	A	Boise St.	48 79	128	A	Minnesota	50 67
												145	A	Portland	60 79
												150	A	Denver	66 92
												157	H	Utah St.	44 48
												196	H	George Mason	71 78
												205	H	Navy	47 54
												208	A	San Diego St.	61 70
												210	H	Colorado St.	63 48
												216	A	UNLV	56 66
												237	H	Nevada	79 74
												287	A	Army West Point	71 60
												347	H	Fairleigh Dickinson	85 37

LAST 12 Division I GAMES:															
				60	A	Boise St.	48 79	46	A	New Mexico	57 78				
				237	H	Nevada	79 74	3	A	Oregon	36 82				
				216	A	UNLV	56 66	145	A	Portland	60 79				
				208	A	San Diego St.	61 70	205	H	Navy	47 54				
				210	H	Colorado St.	63 48	128	A	Minnesota	50 67				
				157	H	Utah St.	44 48	106	H	Northern Colo.	69 57				

Non-Div I Games: Western St. 72 54

Air Force

Loss,
Non-Conf,
S Site,
H Home
A Away
N Neutral

Average RPI Win: 283

Average RPI Loss: 84

WON-LOST
RECORDWINNING
PCT. RANKLAST 10
GAMESSTRENGTH OF
SCHEDULEOPP. STRENGTH
OF SCHEDULETEAM
RPIADJ.
RPICONF.
RPIADJ CONF.
RPIDIV. I ONLY
DIV. I NON-CONF.10- 6
8- 2108
526-4
0- 0289
343182
231179
198179
1988
88
8

TOTALS

RPI 1-25

RPI 26-50

W-L RECORDS

RPI 51-100

RPI 101-150

RPI 150+

10- 6

0- 2

0- 1

OVERALL

0- 0

0- 2

10- 1

4- 2

0- 1

0- 0

HOME

0- 0

0- 0

4- 1

2- 4

0- 1

0- 1

AWAY

0- 0

0- 2

2- 0

4- 0

0- 0

0- 0

NEUTRAL

0- 0

0- 0

4- 0

8- 2

0- 1

0- 0

NON-CONFERENCE

0- 0

0- 1

8- 0

3- 1

0- 1

0- 0

HOME

0- 0

0- 0

3- 0

1- 1

0- 0

0- 0

AWAY

0- 0

0- 1

1- 0

4- 0

0- 0

0- 0

NEUTRAL

0- 0

0- 0

4- 0

2- 4

0- 1

0- 1

CONFERENCE

0- 0

0- 1

2- 1

1- 1

0- 0

0- 0

HOME

0- 0

0- 0

1- 1

1- 3

0- 1

0- 1

AWAY

0- 0

0- 1

1- 0

0- 0

0- 0

0- 0

NEUTRAL

0- 0

0- 0

0- 0

RPI 1-25

RPI 26-50

RPI 51-100

RPI 101+

Team's RPI: 179

RPI	S	Opponent	Score
22	A	Central Mich.	71 94
23	H	Butler	47 63

RPI	S	Opponent	Score
35	A	Buffalo	72 91

RPI	S	Opponent	Score
-----	---	----------	-------

RPI	S	Opponent	Score
112	A	Northern Ill.	59 70
123	A	Youngstown St.	61 72
186	H	Eastern Mich.	60 72
235	H	Bowling Green	74 71
243	H	St. Bonaventure	67 58
266	N	UTEP	64 57
270	A	N. C. A&T	49 36
279	N	Northern Ky.	77 60
290	A	Western Mich.	72 59
296	H	Canisius	62 53
297	N	Oakland	85 65
324	H	Eastern Ky.	63 54
334	N	Jackson St.	74 57

LAST 12 Division I GAMES:

35	A	Buffalo	72 91	266	N	UTEP	64 57
112	A	Northern Ill.	59 70	334	N	Jackson St.	74 57
186	H	Eastern Mich.	60 72	296	H	Canisius	62 53
235	H	Bowling Green	74 71	23	H	Butler	47 63
290	A	Western Mich.	72 59	243	H	St. Bonaventure	67 58
22	A	Central Mich.	71 94	324	H	Eastern Ky.	63 54

Non-Div I Games:

Malone

63 44

Akron

Loss,
 Non-Conf, S Site,
 H Home
A Away
 N Neutral

Average RPI	Win:	167	WON-LOST	WINNING	LAST 10	STRENGTH OF	OPP. STRENGTH	TEAM	ADJ.	CONF.	ADJ CONF.
Average RPI	Loss:	68	RECORD	PCT. RANK	GAMES	SCHEDULE	OF SCHEDULE	RPI	RPI	RPI	RPI
DIV. I ONLY		10- 10		163	4-6	40	64	122	122	6	6
DIV. I NON-CONF.		8- 5		120	0- 1	80	133	99	99	6	6

TOTALS	RPI 1-25		RPI 26-50		W-L RECORDS		RPI 51-100		RPI 101-150		RPI 150+
10- 10	0- 2		2- 3		OVERALL		2- 2		0- 3		6- 0
8- 3	0- 0		2- 1		HOME		1- 1		0- 1		5- 0
1- 4	0- 2		0- 1		AWAY		0- 1		0- 0		1- 0
1- 3	0- 0		0- 1		NEUTRAL		1- 0		0- 2		0- 0
8- 5	0- 0		1- 2		NON-CONFERENCE		2- 0		0- 3		5- 0
6- 1	0- 0		1- 0		HOME		1- 0		0- 1		4- 0
1- 1	0- 0		0- 1		AWAY		0- 0		0- 0		1- 0
1- 3	0- 0		0- 1		NEUTRAL		1- 0		0- 2		0- 0
2- 5	0- 2		1- 1		CONFERENCE		0- 2		0- 0		1- 0
2- 2	0- 0		1- 1		HOME		0- 1		0- 0		1- 0
0- 3	0- 2		0- 0		AWAY		0- 1		0- 0		0- 0
0- 0	0- 0		0- 0		NEUTRAL		0- 0		0- 0		0- 0

RPI 1-25				RPI 26-50				RPI 51-100				RPI 101+ Team's RPI: 122			
RPI	S	Opponent	Score	RPI	S	Opponent	Score	RPI	S	Opponent	Score	RPI	S	Opponent	Score
18	A	South Carolina	59 62	30	N	Miami (FL)	74 101	54	A	Arkansas	61 72	129	N	Tulsa	73 80
21	A	Texas A&M	43 70	38	H	Clemson	76 56	57	H	Auburn	56 66	136	H	South Alabama	67 72
				41	A	Utah	62 72	87	N	Virginia	64 52	144	N	Louisiana Tech	62 79
				48	H	LSU	56 62	88	H	Tulane	69 58	161	H	Grambling	73 55
				49	H	Tennessee	86 65					209	A	SMU	62 61
												214	H	Florida	74 67
												242	H	Southeastern La.	88 40
												248	H	Stetson	59 47
												329	H	Northwestern St.	87 73

LAST 12 Division I GAMES:															
144	N	Louisiana Tech	62 79	18	A	South Carolina	59 62	214	H	Florida	74 67				
54	A	Arkansas	61 72	30	N	Miami (FL)	74 101								
48	H	LSU	56 62	87	N	Virginia	64 52								
49	H	Tennessee	86 65	329	H	Northwestern St.	87 73								
21	A	Texas A&M	43 70	88	H	Tulane	69 58								
57	H	Auburn	56 66												

Non-Div I Games:

Alabama

Average RPI Win:	288	WON-LOST	WINNING	LAST 10	STRENGTH OF	OPP. STRENGTH	TEAM	ADJ.	CONF.	ADJ CONF.
Average RPI Loss:	201	RECORD	PCT. RANK	GAMES	SCHEDULE	OF SCHEDULE	RPI	RPI	RPI	RPI
DIV. I ONLY	8- 8	163	6-4	343	312	282	282	29	29	
DIV. I NON-CONF.	5- 6	177	0- 0	300	325	255	255	26	26	

TOTALS	RPI 1-25	RPI 26-50	W-L RECORDS	RPI 51-100	RPI 101-150	RPI 150+				
8- 8	0- 0	0- 0	OVERALL	0- 1	0- 1	8- 6				
3- 4	0- 0	0- 0	HOME	0- 0	0- 0	3- 4				
4- 4	0- 0	0- 0	AWAY	0- 1	0- 1	4- 2				
1- 0	0- 0	0- 0	NEUTRAL	0- 0	0- 0	1- 0				
5- 6	0- 0	0- 0	NON-CONFERENCE	0- 1	0- 1	5- 4				
2- 2	0- 0	0- 0	HOME	0- 0	0- 0	2- 2				
2- 4	0- 0	0- 0	AWAY	0- 1	0- 1	2- 2				
1- 0	0- 0	0- 0	NEUTRAL	0- 0	0- 0	1- 0				
3- 2	0- 0	0- 0	CONFERENCE	0- 0	0- 0	3- 2				
1- 2	0- 0	0- 0	HOME	0- 0	0- 0	1- 2				
2- 0	0- 0	0- 0	AWAY	0- 0	0- 0	2- 0				
0- 0	0- 0	0- 0	NEUTRAL	0- 0	0- 0	0- 0				

RPI 1-25				RPI 26-50				RPI 51-100				RPI 101+ Team's RPI: 282					
RPI	S	Opponent	Score	RPI	S	Opponent	Score	RPI	S	Opponent	Score	RPI	S	Opponent	Score		
								66	A	Kansas	54	65	147	A	UAB	47	82
												161	H	Grambling	51	63	
												169	A	Illinois	60	88	
												195	N	Jacksonville	65	60	
												202	H	Jacksonville St.	48	55	
												227	H	Alabama St.	46	60	
												242	H	Southeastern La.	51	48	
												286	A	Murray St.	59	53	
												293	A	Mississippi Val.	80	60	
												299	A	North Florida	63	62	
												307	A	Austin Peay	58	75	
												309	H	Tennessee St.	67	57	
												326	H	Lipscomb	58	62	
												334	H	Jackson St.	58	55	
												342	A	Ark. -Pine Bluff	78	52	
LAST 12 Division I GAMES:																	
227	H	Alabama St.	46	60	299	A	North Florida	63	62								
342	A	Ark. -Pine Bluff	78	52	242	H	Southeastern La.	51	48								
293	A	Mississippi Val.	80	60	202	H	Jacksonville St.	48	55								
161	H	Grambling	51	63	307	A	Austin Peay	58	75								
334	H	Jackson St.	58	55	286	A	Murray St.	59	53								
195	N	Jacksonville	65	60	147	A	UAB	47	82								

Non-Div I Games:

Alabama A&M

Average RPI Win:	319	WON-LOST	WINNING	LAST 10	STRENGTH OF	OPP. STRENGTH	TEAM	ADJ.	CONF.	ADJ CONF.
Average RPI Loss:	127	RECORD	PCT. RANK	GAMES	SCHEDULE	OF SCHEDULE	RPI	RPI	RPI	RPI
DIV. I ONLY	3- 12	307	3-7	63	309	227	227	29	29	
DIV. I NON-CONF.	0- 10	336	0- 0	4	259	212	212	26	26	

TOTALS	RPI 1-25	RPI 26-50	W-L RECORDS	RPI 51-100	RPI 101-150	RPI 150+				
3- 12	0- 2	0- 1	OVERALL	0- 2	0- 2	3- 5				
1- 4	0- 1	0- 0	HOME	0- 0	0- 1	1- 2				
2- 8	0- 1	0- 1	AWAY	0- 2	0- 1	2- 3				
0- 0	0- 0	0- 0	NEUTRAL	0- 0	0- 0	0- 0				
0- 10	0- 2	0- 1	NON-CONFERENCE	0- 2	0- 2	0- 3				
0- 3	0- 1	0- 0	HOME	0- 0	0- 1	0- 1				
0- 7	0- 1	0- 1	AWAY	0- 2	0- 1	0- 2				
0- 0	0- 0	0- 0	NEUTRAL	0- 0	0- 0	0- 0				
3- 2	0- 0	0- 0	CONFERENCE	0- 0	0- 0	3- 2				
1- 1	0- 0	0- 0	HOME	0- 0	0- 0	1- 1				
2- 1	0- 0	0- 0	AWAY	0- 0	0- 0	2- 1				
0- 0	0- 0	0- 0	NEUTRAL	0- 0	0- 0	0- 0				

RPI 1-25				RPI 26-50				RPI 51-100				RPI 101+				Team's RPI: 227
RPI	S	Opponent	Score	RPI	S	Opponent	Score	RPI	S	Opponent	Score	RPI	S	Opponent	Score	
18	H	South Carolina	38 94	36	A	Georgi a Tech	42 69	57	A	Auburn	50 83	136	A	South Alabama	65 77	
19	A	Kentucky	35 87					99	A	Troy	46 116	147	H	UAB	47 62	
												154	A	North Ala.	42 68	
												161	H	Grambl ing	72 80	
												181	A	Xavi er	58 87	
												222	H	Samford	51 60	
												282	A	Al abama A&M	60 46	
												293	A	Mi ssi ssi ppi Val .	62 64	
												334	H	Jackson St.	74 67	
												342	A	Ark. -Pi ne Bl uff	58 56	
LAST 12 Di vi si on I GAMES:																
282	A	Al abama A&M	60 46	181	A	Xavi er	58 87									
293	A	Mi ssi ssi ppi Val .	62 64	147	H	UAB	47 62									
342	A	Ark. -Pi ne Bl uff	58 56	136	A	South Alabama	65 77									
334	H	Jackson St.	74 67	36	A	Georgi a Tech	42 69									
161	H	Grambl ing	72 80	99	A	Troy	46 116									
57	A	Auburn	50 83	154	A	North Ala.	42 68									

Non-Di v I Games: Mobile 69 63

Alabama St.

■ Loss,
 ■ Non-Conf, S Site,
 ■ Home
 ■ Away
 N Neutral

Average RPI Win:	270	WON-LOST	WINNING	LAST 10	STRENGTH OF	OPP. STRENGTH	TEAM	ADJ.	CONF.	ADJ CONF.
Average RPI Loss:	185	RECORD	PCT. RANK	GAMES	SCHEDULE	OF SCHEDULE	RPI	RPI	RPI	RPI
DIV. I ONLY	7- 12	243	6-4	234	306	255	255	23	23	
DIV. I NON-CONF.	3- 10	278	0- 0	234	319	290	290	23	23	

TOTALS	RPI 1-25	RPI 26-50	W-L RECORDS	RPI 51-100	RPI 101-150	RPI 150+				
7- 12	0- 1	0- 1	OVERALL	0- 1	0- 2	7- 7				
4- 4	0- 0	0- 0	HOME	0- 0	0- 1	4- 3				
3- 8	0- 1	0- 1	AWAY	0- 1	0- 1	3- 4				
0- 0	0- 0	0- 0	NEUTRAL	0- 0	0- 0	0- 0				
3- 10	0- 1	0- 1	NON-CONFERENCE	0- 0	0- 2	3- 6				
1- 4	0- 0	0- 0	HOME	0- 0	0- 1	1- 3				
2- 6	0- 1	0- 1	AWAY	0- 0	0- 1	2- 3				
0- 0	0- 0	0- 0	NEUTRAL	0- 0	0- 0	0- 0				
4- 2	0- 0	0- 0	CONFERENCE	0- 1	0- 0	4- 1				
3- 0	0- 0	0- 0	HOME	0- 0	0- 0	3- 0				
1- 2	0- 0	0- 0	AWAY	0- 1	0- 0	1- 1				
0- 0	0- 0	0- 0	NEUTRAL	0- 0	0- 0	0- 0				

RPI 1-25				RPI 26-50				RPI 51-100				RPI 101+ Team's RPI: 255			
RPI	S	Opponent	Score	RPI	S	Opponent	Score	RPI	S	Opponent	Score	RPI	S	Opponent	Score
16	A	Rutgers	39 65	27	A	Purdue	41 53	59	A	Maine	65 76	132	H	Marist	56 74
												137	A	South Fla.	37 74
												167	A	Stony Brook	54 49
												197	A	Cornell	34 48
												218	H	Holy Cross	50 56
												231	H	Binghamton	61 56
												245	A	Monmouth	56 64
												265	A	Columbia	62 58
												269	A	Vermont	39 52
												275	A	St. Francis Brooklyn	67 60
												291	H	Central Conn. St.	53 60
												294	H	UMass Lowell	63 56
												296	H	Canisius	42 48
												321	H	UMBC	64 44
												327	A	Lafayette	66 67
												340	H	Manhattan	60 54

LAST 12 Division I GAMES:															
167	A	Stony Brook	54 49	265	A	Columbia	62 58								
321	H	UMBC	64 44	27	A	Purdue	41 53								
294	H	UMass Lowell	63 56	275	A	St. Francis Brooklyn	67 60								
59	A	Maine	65 76	132	H	Marist	56 74								
269	A	Vermont	39 52	291	H	Central Conn. St.	53 60								
231	H	Binghamton	61 56	327	A	Lafayette	66 67								

Non-Div I Games:

Albany (NY)

Average RPI Win: 270

Average RPI Loss: 237

WON-LOST
RECORDWINNING
PCT. RANKLAST 10
GAMESSTRENGTH OF
SCHEDULEOPP. STRENGTH
OF SCHEDULETEAM
RPIADJ.
RPICONF.
RPIADJ CONF.
RPIDIV. I ONLY
DIV. I NON-CONF.2- 13
0- 9330
3362-8
0- 1351
312286
279350
350350
35029
2629
26

TOTALS

RPI 1-25

RPI 26-50

W-L RECORDS

RPI 51-100

RPI 101-150

RPI 150+

2- 13

0- 0

0- 0

OVERALL

0- 1

0- 1

2- 11

2- 4

0- 0

0- 0

HOME

0- 0

0- 0

2- 4

0- 8

0- 0

0- 0

AWAY

0- 1

0- 1

0- 6

0- 1

0- 0

0- 0

NEUTRAL

0- 0

0- 0

0- 1

0- 9

0- 0

0- 0

NON-CONFERENCE

0- 1

0- 1

0- 7

0- 2

0- 0

0- 0

HOME

0- 0

0- 0

0- 2

0- 6

0- 0

0- 0

AWAY

0- 1

0- 1

0- 4

0- 1

0- 0

0- 0

NEUTRAL

0- 0

0- 0

0- 1

2- 4

0- 0

0- 0

CONFERENCE

0- 0

0- 0

2- 4

2- 2

0- 0

0- 0

HOME

0- 0

0- 0

2- 2

0- 2

0- 0

0- 0

AWAY

0- 0

0- 0

0- 2

0- 0

0- 0

0- 0

NEUTRAL

0- 0

0- 0

0- 0

RPI 1-25

RPI 26-50

RPI 51-100

RPI 101+

Team's RPI: 350

RPI S Opponent Score

RPI S Opponent Score

RPI S Opponent Score

RPI S Opponent Score

RPI S Opponent Score

RPI S Opponent Score

RPI S Opponent Score

RPI S Opponent Score

RPI S Opponent Score

RPI S Opponent Score

RPI S Opponent Score

RPI S Opponent Score

RPI S Opponent Score

RPI S Opponent Score

RPI S Opponent Score

RPI S Opponent Score

RPI S Opponent Score

RPI S Opponent Score

RPI S Opponent Score

RPI S Opponent Score

RPI S Opponent Score

RPI S Opponent Score

RPI S Opponent Score

RPI S Opponent Score

RPI S Opponent Score

RPI S Opponent Score

RPI S Opponent Score

RPI S Opponent Score

RPI S Opponent Score

RPI S Opponent Score

RPI S Opponent Score

RPI S Opponent Score

RPI S Opponent Score

RPI S Opponent Score

RPI S Opponent Score

RPI S Opponent Score

RPI S Opponent Score

RPI S Opponent Score

RPI S Opponent Score

RPI S Opponent Score

RPI S Opponent Score

RPI S Opponent Score

RPI S Opponent Score

RPI S Opponent Score

RPI S Opponent Score

RPI S Opponent Score

RPI S Opponent Score

RPI S Opponent Score

RPI S Opponent Score

RPI S Opponent Score

RPI S Opponent Score

RPI S Opponent Score

RPI S Opponent Score

RPI S Opponent Score

RPI S Opponent Score

RPI S Opponent Score

RPI S Opponent Score

RPI S Opponent Score

RPI S Opponent Score

RPI S Opponent Score

LAST 12 Division I GAMES:

180 N	New Mexico St.	64	82	246 H	Texas Southern	53	52
342 H	Ark. -Pine Bluff	57	59	63 A	TCU	31	88
293 H	Mississippi Val.	73	63	308 A	FIU	40	75
161 A	Grambling	56	61	191 A	Southern Miss.	47	66
334 A	Jackson St.	66	88	147 A	UAB	53	80
211 H	Prairie View	61	82	306 H	Central Ark.	46	57

147 A	UAB	53	80
161 A	Grambling	56	61
180 N	New Mexico St.	64	82
191 A	Southern Miss.	47	66
211 H	Prairie View	61	82
242 H	Southeastern La.	59	77
246 H	Texas Southern	53	52
266 A	UTEP	51	77
293 H	Mississippi Val.	73	63
306 H	Central Ark.	46	57
308 A	FIU	40	75
329 A	Northwestern St.	65	78
334 A	Jackson St.	66	88
342 H	Ark. -Pine Bluff	57	59

Non-Div I Games:

Lane

58

70

Fisk

67

64

Rust

59

78

Alcorn

Loss,
Non-Conf,
S Site,
H Home
A Away
N Neutral

Average RPI Win:	223	WON-LOST	WINNING	LAST 10	STRENGTH OF	OPP. STRENGTH	TEAM	ADJ.	CONF.	ADJ CONF.
Average RPI Loss:	83	RECORD	PCT. RANK	GAMES	SCHEDULE	OF SCHEDULE	RPI	RPI	RPI	RPI
DIV. I ONLY	10- 8	143	6-4	95	160	104	104	19	19	
DIV. I NON-CONF.	4- 7	228	0- 0	62	116	162	162	22	22	

TOTALS	RPI 1-25	RPI 26-50	W-L RECORDS	RPI 51-100	RPI 101-150	RPI 150+				
10- 8	0- 1	0- 1	OVERALL	0- 4	2- 2	8- 0				
6- 1	0- 0	0- 1	HOME	0- 0	1- 0	5- 0				
4- 5	0- 0	0- 0	AWAY	0- 3	1- 2	3- 0				
0- 2	0- 1	0- 0	NEUTRAL	0- 1	0- 0	0- 0				
4- 7	0- 1	0- 1	NON-CONFERENCE	0- 3	1- 2	3- 0				
3- 1	0- 0	0- 1	HOME	0- 0	1- 0	2- 0				
1- 4	0- 0	0- 0	AWAY	0- 2	0- 2	1- 0				
0- 2	0- 1	0- 0	NEUTRAL	0- 1	0- 0	0- 0				
6- 1	0- 0	0- 0	CONFERENCE	0- 1	1- 0	5- 0				
3- 0	0- 0	0- 0	HOME	0- 0	0- 0	3- 0				
3- 1	0- 0	0- 0	AWAY	0- 1	1- 0	2- 0				
0- 0	0- 0	0- 0	NEUTRAL	0- 0	0- 0	0- 0				

RPI	S	Opponent	Score	RPI	S	Opponent	Score	RPI	S	Opponent	Score	RPI	S	Opponent	Score	Team's RPI: 104
4	N	Stanford	49 71	34	H	Ohio	67 77	56	A	Bucknell	56 71	129	H	Tulsa	68 52	
								87	A	Virginia	54 57	131	A	Lehigh	61 53	
								95	N	FGCU	71 90	139	A	High Point	61 66	
								96	A	Penn St.	59 80	150	A	Denver	54 83	
												178	A	Boston U.	64 51	
												196	H	George Mason	86 71	
												205	A	Navy	58 45	
												233	H	Colgate	76 57	
												256	A	Hawaii	69 57	
												287	H	Army West Point	61 51	
												295	H	Loyola Maryland	82 38	
												321	H	UMBC	64 42	
LAST 12 Division I GAMES:																
178	A	Boston U.	64 51	56	A	Bucknell	56 71	131	A	Lehigh	61 53	34	H	Ohio	67 77	
295	H	Loyola Maryland	82 38	139	A	High Point	61 66	287	H	Army West Point	61 51	96	A	Penn St.	59 80	
205	A	Navy	58 45	87	A	Virginia	54 57	256	A	Hawaii	69 57	87	A	Virginia	54 57	
233	H	Colgate	76 57	321	H	UMBC	64 42									

Non-Div I Games:

American

Loss,
Non-Conf, S Site,
H Home
A Away
N Neutral

Average RPI Win:	212	WON-LOST	WINNING	LAST 10	STRENGTH OF	OPP. STRENGTH	TEAM	ADJ.	CONF.	ADJ CONF.
Average RPI Loss:	103	RECORD	PCT. RANK	GAMES	SCHEDULE	OF SCHEDULE	RPI	RPI	RPI	RPI
DIV. I ONLY	10- 7	124	6-4	84	220	102	102	14	14	
DIV. I NON-CONF.	6- 5	143	0- 0	142	211	121	121	15	15	

TOTALS	RPI 1-25	RPI 26-50	W-L RECORDS	RPI 51-100	RPI 101-150	RPI 150+				
10- 7	0- 1	0- 2	OVERALL	0- 1	2- 2	8- 1				
8- 1	0- 0	0- 0	HOME	0- 1	1- 0	7- 0				
2- 6	0- 1	0- 2	AWAY	0- 0	1- 2	1- 1				
0- 0	0- 0	0- 0	NEUTRAL	0- 0	0- 0	0- 0				
6- 5	0- 1	0- 2	NON-CONFERENCE	0- 0	1- 1	5- 1				
5- 0	0- 0	0- 0	HOME	0- 0	0- 0	5- 0				
1- 5	0- 1	0- 2	AWAY	0- 0	1- 1	0- 1				
0- 0	0- 0	0- 0	NEUTRAL	0- 0	0- 0	0- 0				
4- 2	0- 0	0- 0	CONFERENCE	0- 1	1- 1	3- 0				
3- 1	0- 0	0- 0	HOME	0- 1	1- 0	2- 0				
1- 1	0- 0	0- 0	AWAY	0- 0	0- 1	1- 0				
0- 0	0- 0	0- 0	NEUTRAL	0- 0	0- 0	0- 0				

RPI 1-25				RPI 26-50				RPI 51-100				RPI 101+				Team's RPI: 102
RPI	S	Opponent	Score	RPI	S	Opponent	Score	RPI	S	Opponent	Score	RPI	S	Opponent	Score	
18	A	South Carolina	50 80	36	A	Georgia Tech	53 71	99	H	Troy	72 83	126	A	UT Arlington	94 99	
				38	A	Clemson	48 87					136	H	South Alabama	71 63	
												141	A	Davidson	81 78	
												147	A	UAB	61 80	
												156	A	Texas St.	62 49	
												171	H	Arkansas St.	75 67	
												190	H	Elon	65 62	
												215	H	Coastal Caro.	67 53	
												230	H	Marshall	74 52	
												258	A	ETSU	64 95	
												272	H	Wofford	94 70	
												292	H	Col. of Charleston	80 66	
												316	H	UNC Greensboro	68 65	

LAST 12 Division I GAMES:																
				171	H	Arkansas St.	75 67	38	A	Clemson	48 87					
				215	H	Coastal Caro.	67 53	272	H	Wofford	94 70					
				156	A	Texas St.	62 49	18	A	South Carolina	50 80					
				126	A	UT Arlington	94 99	292	H	Col. of Charleston	80 66					
				99	H	Troy	72 83	258	A	ETSU	64 95					
				136	H	South Alabama	71 63	230	H	Marshall	74 52					

Non-Div I Games:

Appalachian St.

A
r
i
z
o
n
a

Ari zona				Through Games Of Jan. 24, 2019							
Average RPI	Win:	194	WON-LOST	WINNING	LAST 10	STRENGTH OF	OPP. STRENGTH	TEAM	ADJ.	CONF.	ADJ CONF.
Average RPI	Loss:	41	RECORD	PCT. RANK	GAMES	SCHEDULE	OF SCHEDULE	RPI	RPI	RPI	RPI
DIV. I ONLY			13- 5	55	6-4	97	65	52	52	2	2
DIV. I NON-CONF.			10- 1	18	0- 0	334	164	144	144	2	2

TOTALS		RPI 1-25		RPI 26-50		W-L RECORDS		RPI 51-100	RPI 101-150		RPI 150+
13- 5		1- 2		1- 2		OVERALL		0- 0	3- 1		8- 0
8- 2		1- 1		1- 0		HOME		0- 0	1- 1		5- 0
3- 3		0- 1		0- 2		AWAY		0- 0	1- 0		2- 0
2- 0		0- 0		0- 0		NEUTRAL		0- 0	1- 0		1- 0
10- 1		0- 0		0- 0		NON-CONFERENCE		0- 0	2- 1		8- 0
6- 1		0- 0		0- 0		HOME		0- 0	1- 1		5- 0
2- 0		0- 0		0- 0		AWAY		0- 0	0- 0		2- 0
2- 0		0- 0		0- 0		NEUTRAL		0- 0	1- 0		1- 0
3- 4		1- 2		1- 2		CONFERENCE		0- 0	1- 0		0- 0
2- 1		1- 1		1- 0		HOME		0- 0	0- 0		0- 0
1- 3		0- 1		0- 2		AWAY		0- 0	1- 0		0- 0
0- 0		0- 0		0- 0		NEUTRAL		0- 0	0- 0		0- 0

A
r
i
z
o
n
a

RPI 1-25				RPI 26-50				RPI 51-100				Team's RPI: 52				RPI 101+			
RPI	S	Opponent	Score	RPI	S	Opponent	Score	RPI	S	Opponent	Score	RPI	S	Opponent	Score	RPI	S	Opponent	Score
3	A	Oregon	60 93	33	H	Cal i forn i a	60 55					107	H	I daho St.	71 46				
4	H	Stanford	48 78	40	A	Oregon St.	64 86					115	H	Loyol a Marymount	64 66				
11	H	Ari zona St.	51 39	41	A	Utah	64 80					124	A	Col orado	69 67				

Average RPI Win:	122	WON-LOST	WINNING	LAST 10	STRENGTH OF	OPP. STRENGTH	TEAM	ADJ.	CONF.	ADJ CONF.
Average RPI Loss:	13	RECORD	PCT. RANK	GAMES	SCHEDULE	OF SCHEDULE	RPI	RPI	RPI	RPI

DIV. I ONLY	13- 5	55	7-3	3	17	11	11	2	2
DIV. I NON-CONF.	9- 2	43	1- 0	45	16	22	22	2	2

TOTALS	RPI 1-25	RPI 26-50	W-L RECORDS	RPI 51-100	RPI 101-150	RPI 150+
13- 5	0- 4	4- 0	OVERALL	1- 1	4- 0	4- 0
6- 2	0- 2	1- 0	HOME	0- 0	3- 0	2- 0
5- 2	0- 1	2- 0	AWAY	1- 1	1- 0	1- 0
2- 1	0- 1	1- 0	NEUTRAL	0- 0	0- 0	1- 0
9- 2	0- 2	1- 0	NON-CONFERENCE	1- 0	3- 0	4- 0
5- 1	0- 1	0- 0	HOME	0- 0	3- 0	2- 0
2- 0	0- 0	0- 0	AWAY	1- 0	0- 0	1- 0
2- 1	0- 1	1- 0	NEUTRAL	0- 0	0- 0	1- 0
4- 3	0- 2	3- 0	CONFERENCE	0- 1	1- 0	0- 0
1- 1	0- 1	1- 0	HOME	0- 0	0- 0	0- 0
3- 2	0- 1	2- 0	AWAY	0- 1	1- 0	0- 0
0- 0	0- 0	0- 0	NEUTRAL	0- 0	0- 0	0- 0

RPI 1-25	Team's RPI: 11	RPI 26-50	RPI 51-100	RPI 101+
RPI S Opponent Score		RPI S Opponent Score	RPI S Opponent Score	RPI S Opponent Score
2 H Baylor 59 65		33 H Cal i forni a 62 61	52 A Ari zona 39 51	119 H Fresno St. 68 52
3 A Oregon 71 77		39 N Kansas St. 65 51	54 A Arkansas 88 85	124 A Col orado 76 70
4 H Stanford 65 72		40 A Oregon St. 79 76		129 H Tul sa 70 52
5 N Loui sville 56 58		41 A Utah 65 63		144 H Loui si ana Tech 80 44
				163 N Southern Ill. 82 38
				185 H Southern U. 69 47
				210 A Col orado St. 70 39
				304 H Incarnate Word 81 43
LAST 12 Di vi si on I GAMES:				
129 H Tul sa 70 52		41 A Utah 65 63		
40 A Oregon St. 79 76		52 A Ari zona 39 51		
3 A Oregon 71 77		119 H Fresno St. 68 52		
33 H Cal i forni a 62 61		39 N Kansas St. 65 51		
4 H Stanford 65 72		210 A Col orado St. 70 39		
124 A Col orado 76 70		185 H Southern U. 69 47		

Non-Di v I Games:

Ari zona St.

Average RPI Win:	350	WON-LOST	WINNING	LAST 10	STRENGTH OF	OPP. STRENGTH	TEAM	ADJ.	CONF.	ADJ CONF.
Average RPI Loss:	204	RECORD	PCT. RANK	GAMES	SCHEDULE	OF SCHEDULE	RPI	RPI	RPI	RPI
DIV. I ONLY	1- 7	331	4-6	327	292	342	342	29	29	
DIV. I NON-CONF.	0- 3	336	0- 0	26	203	272	272	26	26	

TOTALS	RPI 1-25	RPI 26-50	W-L RECORDS	RPI 51-100	RPI 101-150	RPI 150+				
1- 7	0- 0	0- 1	OVERALL	0- 0	0- 1	1- 5				
0- 3	0- 0	0- 0	HOME	0- 0	0- 0	0- 3				
1- 4	0- 0	0- 1	AWAY	0- 0	0- 1	1- 2				
0- 0	0- 0	0- 0	NEUTRAL	0- 0	0- 0	0- 0				
0- 3	0- 0	0- 1	NON-CONFERENCE	0- 0	0- 1	0- 1				
0- 0	0- 0	0- 0	HOME	0- 0	0- 0	0- 0				
0- 3	0- 0	0- 1	AWAY	0- 0	0- 1	0- 1				
0- 0	0- 0	0- 0	NEUTRAL	0- 0	0- 0	0- 0				
1- 4	0- 0	0- 0	CONFERENCE	0- 0	0- 0	1- 4				
0- 3	0- 0	0- 0	HOME	0- 0	0- 0	0- 3				
1- 1	0- 0	0- 0	AWAY	0- 0	0- 0	1- 1				
0- 0	0- 0	0- 0	NEUTRAL	0- 0	0- 0	0- 0				

RPI 1-25				RPI 26-50				RPI 51-100				RPI 101+ Team's RPI: 342			
RPI	S	Opponent	Score	RPI	S	Opponent	Score	RPI	S	Opponent	Score	RPI	S	Opponent	Score
				40	A	Oregon St.	33 89					128	A	Minnesota	42 84
												185	A	Southern U.	41 73
												227	H	Alabama St.	56 58
												273	A	Wichita St.	39 76
												282	H	Alabama A&M	52 78
												293	H	Mississippi Val.	56 62
												350	A	Alcorn	59 57
LAST 12 Division I GAMES:															
				350	A	Alcorn	59 57	40	A	Oregon St.	33 89				
				185	A	Southern U.	41 73	273	A	Wichita St.	39 76				
				282	H	Alabama A&M	52 78								
				227	H	Alabama St.	56 58								
				293	H	Mississippi Val.	56 62								
				128	A	Minnesota	42 84								

Non-Div I Games: LeMoyne-Owen 52 43 Paul Quinn 68 52 Philander Smith 48 53 Tougaloo 68 60 Ark. -Pine Bluff

Average RPI Win: 179

Average RPI Loss: 36

WON-LOST
RECORDWINNING
PCT. RANKLAST 10
GAMESSTRENGTH OF
SCHEDULEOPP. STRENGTH
OF SCHEDULETEAM
RPIADJ.
RPICONF.
RPIADJ CONF.
RPIDIV. I ONLY
DIV. I NON-CONF.15- 5
11- 343
568-2
0- 0126
18839
6354
6954
696
66
6

TOTALS

RPI 1-25

RPI 26-50

W-L RECORDS

RPI 51-100

RPI 101-150

RPI 150+

15- 5

0- 3

1- 1

OVERALL

1- 0

4- 1

9- 0

8- 2

0- 2

0- 0

HOME

1- 0

2- 0

5- 0

5- 2

0- 1

1- 1

AWAY

0- 0

2- 0

2- 0

2- 1

0- 0

0- 0

NEUTRAL

0- 0

0- 1

2- 0

11- 3

0- 2

0- 0

NON-CONFERENCE

1- 0

3- 1

7- 0

6- 1

0- 1

0- 0

HOME

1- 0

1- 0

4- 0

3- 1

0- 1

0- 0

AWAY

0- 0

2- 0

1- 0

2- 1

0- 0

0- 0

NEUTRAL

0- 0

0- 1

2- 0

4- 2

0- 1

1- 1

CONFERENCE

0- 0

1- 0

2- 0

2- 1

0- 1

0- 0

HOME

0- 0

1- 0

1- 0

2- 1

0- 0

1- 1

AWAY

0- 0

0- 0

1- 0

0- 0

0- 0

0- 0

NEUTRAL

0- 0

0- 0

0- 0

RPI 1-25

RPI 26-50

RPI 51-100 Team's RPI: 54

RPI 101+

RPI	S	Opponent	Score
8	H	Mississippi St.	69 93
11	H	Arizona St.	85 88
12	A	Iowa St.	82 91

RPI	S	Opponent	Score
37	A	Missouri	53 71
49	A	Tennessee	80 79

RPI	S	Opponent	Score
85	H	Nebraska	84 80

RPI	S	Opponent	Score
113	H	Tennessee Tech	65 42
114	N	Pittsburgh	54 61
122	H	Alabama	72 61
126	A	UT Arlington	66 65
129	A	Tulsa	61 59
165	H	Vanderbilt	83 62
168	H	Oral Roberts	74 61
172	A	Abilene Christian	80 68
177	N	Wisconsin	69 68
203	A	Ole Miss	85 55
211	H	Prairie View	71 44
309	N	Tennessee St.	79 55
329	H	Northwestern St.	98 53
334	H	Jackson St.	76 57

LAST 12 Division I GAMES:

203	A	Ole Miss	85 55	122	H	Alabama	72 61
8	H	Mississippi St.	69 93	49	A	Tennessee	80 79
334	H	Jackson St.	76 57	165	H	Vanderbilt	83 62
129	A	Tulsa	61 59	37	A	Missouri	53 71
85	H	Nebraska	84 80	172	A	Abilene Christian	80 68
211	H	Prairie View	71 44	113	H	Tennessee Tech	65 42

Arkansas

Arkansas

Non-Div I Games:

Arkansas

Loss, Non-Conf, S Site, H Home A Away N Neutral

Average RPI Win:	238	WON-LOST	WINNING	LAST 10	STRENGTH OF	OPP. STRENGTH	TEAM	ADJ.	CONF.	ADJ CONF.
Average RPI Loss:	96	RECORD	PCT. RANK	GAMES	SCHEDULE	OF SCHEDULE	RPI	RPI	RPI	RPI
DIV. I ONLY	8- 10	204	4-6	106	190	171	171	14	14	
DIV. I NON-CONF.	5- 6	177	0- 0	139	104	174	174	15	15	

TOTALS	RPI 1-25	RPI 26-50	W-L RECORDS	RPI 51-100	RPI 101-150	RPI 150+				
8- 10	0- 1	0- 1	OVERALL	0- 3	2- 4	6- 1				
6- 3	0- 0	0- 0	HOME	0- 0	1- 2	5- 1				
2- 7	0- 1	0- 1	AWAY	0- 3	1- 2	1- 0				
0- 0	0- 0	0- 0	NEUTRAL	0- 0	0- 0	0- 0				
5- 6	0- 1	0- 1	NON-CONFERENCE	0- 2	1- 2	4- 0				
4- 1	0- 0	0- 0	HOME	0- 0	1- 1	3- 0				
1- 5	0- 1	0- 1	AWAY	0- 2	0- 1	1- 0				
0- 0	0- 0	0- 0	NEUTRAL	0- 0	0- 0	0- 0				
3- 4	0- 0	0- 0	CONFERENCE	0- 1	1- 2	2- 1				
2- 2	0- 0	0- 0	HOME	0- 0	0- 1	2- 1				
1- 2	0- 0	0- 0	AWAY	0- 1	1- 1	0- 0				
0- 0	0- 0	0- 0	NEUTRAL	0- 0	0- 0	0- 0				

RPI 1-25				RPI 26-50				RPI 51-100				RPI 101+				Team's RPI: 171
RPI	S	Opponent	Score	RPI	S	Opponent	Score	RPI	S	Opponent	Score	RPI	S	Opponent	Score	
21	A	Texas A&M	56 97	37	A	Missouri	50 70	68	A	Oklahoma St.	60 62	102	A	Appalachian St.	67 75	
								75	A	Belmont	55 74	126	H	UT Arlington	73 100	
								99	A	Troy	79 87	129	H	Tulsa	73 60	
												135	A	UT Martin	91 97	
												136	A	South Alabama	77 64	
												144	H	Louisiana Tech	70 80	
												156	H	Texas St.	62 85	
												225	H	Memphis	77 66	
												257	H	Louisiana	87 75	
												266	A	UTEP	67 66	
												286	H	Murray St.	74 63	
												293	H	Mississippi Val.	60 57	
												314	H	La.-Monroe	64 54	

LAST 12 Division I GAMES:																
136	A	South Alabama	77 64	102	A	Appalachian St.	67 75	156	H	Texas St.	62 85	126	H	UT Arlington	73 100	
314	H	La.-Monroe	64 54	266	A	UTEP	67 66	293	H	Mississippi Val.	60 57	257	H	Louisiana	87 75	
257	H	Louisiana	87 75	286	H	Murray St.	74 63	314	H	La.-Monroe	64 54	225	H	Memphis	77 66	
37	A	Missouri	50 70	293	H	Mississippi Val.	60 57	68	A	Oklahoma St.	60 62	136	A	South Alabama	77 64	
75	A	Belmont	55 74					75	A	Belmont	55 74	144	H	Louisiana Tech	70 80	
293	H	Mississippi Val.	60 57					99	A	Troy	79 87	156	H	Texas St.	62 85	
								129	H	Tulsa	73 60	225	H	Memphis	77 66	
								266	A	UTEP	67 66	257	H	Louisiana	87 75	

Non-Div I Games:

Arkansas St.

Average RPI Win:	302	WON-LOST	WINNING	LAST 10	STRENGTH OF	OPP. STRENGTH	TEAM	ADJ.	CONF.	ADJ CONF.
Average RPI Loss:	155	RECORD	PCT. RANK	GAMES	SCHEDULE	OF SCHEDULE	RPI	RPI	RPI	RPI
DIV. I ONLY	7- 10	222	5-5	303	285	287	287	19	19	
DIV. I NON-CONF.	4- 6	212	0- 0	335	310	311	311	22	22	

TOTALS	RPI 1-25	RPI 26-50	W-L RECORDS	RPI 51-100	RPI 101-150	RPI 150+				
7- 10	0- 0	0- 0	OVERALL	0- 2	0- 3	7- 5				
5- 4	0- 0	0- 0	HOME	0- 1	0- 2	5- 1				
2- 6	0- 0	0- 0	AWAY	0- 1	0- 1	2- 4				
0- 0	0- 0	0- 0	NEUTRAL	0- 0	0- 0	0- 0				
4- 6	0- 0	0- 0	NON-CONFERENCE	0- 1	0- 2	4- 3				
2- 3	0- 0	0- 0	HOME	0- 0	0- 2	2- 1				
2- 3	0- 0	0- 0	AWAY	0- 1	0- 0	2- 2				
0- 0	0- 0	0- 0	NEUTRAL	0- 0	0- 0	0- 0				
3- 4	0- 0	0- 0	CONFERENCE	0- 1	0- 1	3- 2				
3- 1	0- 0	0- 0	HOME	0- 1	0- 0	3- 0				
0- 3	0- 0	0- 0	AWAY	0- 0	0- 1	0- 2				
0- 0	0- 0	0- 0	NEUTRAL	0- 0	0- 0	0- 0				

RPI 1-25				RPI 26-50				RPI 51-100				RPI 101+				Team's RPI: 287
RPI	S	Opponent	Score	RPI	S	Opponent	Score	RPI	S	Opponent	Score	RPI	S	Opponent	Score	
								56	H	Bucknell	52 66	104	A	American	51 61	
								63	A	TCU	38 63	105	H	Yale	51 62	
												111	H	St. John's (NY)	49 60	
												178	A	Boston U.	51 63	
												205	H	Navy	55 52	
												218	A	Holy Cross	39 58	
												219	H	Air Force	60 71	
												231	A	Binghamton	47 60	
												265	A	Columbia	49 70	
												275	H	St. Francis Brooklyn	69 57	
												295	H	Loyola Maryland	69 57	
												315	A	Wagner	61 46	
												327	H	Lafayette	65 50	
												347	H	Fairleigh Dickinson	62 40	
												351	A	LIU Brooklyn	57 42	

LAST 12 Division I GAMES:																
				56	H	Bucknell	52 66	218	A	Holy Cross	39 58					
				295	H	Loyola Maryland	69 57	205	H	Navy	55 52					
				178	A	Boston U.	51 63	327	H	Lafayette	65 50					
				105	H	Yale	51 62	104	A	American	51 61					
				315	A	Wagner	61 46	63	A	TCU	38 63					
				347	H	Fairleigh Dickinson	62 40	275	H	St. Francis Brooklyn	69 57					

Non-Div I Games: Connecticut Col. 74 48

Army West Point

Average RPI Win: 178

Average RPI Loss: 23

WON-LOST
RECORDWINNING
PCT. RANKLAST 10
GAMESSTRENGTH OF
SCHEDULEOPP. STRENGTH
OF SCHEDULETEAM
RPIADJ.
RPICONF.
RPIADJ CONF.
RPIDIV. I ONLY
DIV. I NON-CONF.14- 4
11- 138
137-3
1- 0159
23225
5657
3357
336
66
6

TOTALS

RPI 1-25

RPI 26-50

W-L RECORDS

RPI 51-100

RPI 101-150

RPI 150+

14- 4

0- 3

2- 1

OVERALL

0- 0

2- 0

10- 0

6- 3

0- 2

0- 1

HOME

0- 0

1- 0

5- 0

6- 1

0- 1

1- 0

AWAY

0- 0

1- 0

4- 0

2- 0

0- 0

1- 0

NEUTRAL

0- 0

0- 0

1- 0

11- 1

0- 1

2- 0

NON-CONFERENCE

0- 0

1- 0

8- 0

6- 0

0- 0

0- 0

HOME

0- 0

1- 0

5- 0

3- 1

0- 1

1- 0

AWAY

0- 0

0- 0

2- 0

2- 0

0- 0

1- 0

NEUTRAL

0- 0

0- 0

1- 0

3- 3

0- 2

0- 1

CONFERENCE

0- 0

1- 0

2- 0

0- 3

0- 2

0- 1

HOME

0- 0

0- 0

0- 0

3- 0

0- 0

0- 0

AWAY

0- 0

1- 0

2- 0

0- 0

0- 0

0- 0

NEUTRAL

0- 0

0- 0

0- 0

RPI 1-25

RPI 26-50

RPI 51-100

Team's RPI: 57

RPI 101+

RPI	S	Opponent	Score
8	H	Mississippi St.	59 85
12	A	Iowa St.	64 67
21	H	Texas A&M	67 69

RPI	S	Opponent	Score
42	N	North Carolina	86 81
46	A	New Mexico	79 76
49	H	Tennessee	69 78

RPI	S	Opponent	Score
-----	---	----------	-------

RPI	S	Opponent	Score
122	A	Alabama	66 56
143	H	Oklahoma	95 79
161	H	Grambling	97 48
165	A	Vanderbilt	72 70
190	A	Elon	96 44
204	H	Nicholls St.	80 59
214	A	Florida	64 56
215	N	Coastal Caro.	84 78
222	H	Samford	73 46
227	H	Alabama St.	83 50
257	H	Louisiana	71 59
289	A	Saint Joseph's	81 70

LAST 12 Division I GAMES:

8	H	Mississippi St.	59 85	46	A	New Mexico	79 76
122	A	Alabama	66 56	12	A	Iowa St.	64 67
214	A	Florida	64 56	21	H	Texas A&M	67 69
49	H	Tennessee	69 78	165	A	Vanderbilt	72 70
227	H	Alabama St.	83 50	42	N	North Carolina	86 81
190	A	Elon	96 44	215	N	Coastal Caro.	84 78

Non-Div I Games:

Xavier (LA)

77 58

Auburn

Loss,
 Non-Conf,
 S Site,
 H Home
A Away
 N Neutral

Average RPI Win:	273	WON-LOST	WINNING	LAST 10	STRENGTH OF	OPP. STRENGTH	TEAM	ADJ.	CONF.	ADJ CONF.
Average RPI Loss:	208	RECORD	PCT. RANK	GAMES	SCHEDULE	OF SCHEDULE	RPI	RPI	RPI	RPI
DIV. I ONLY	7- 9	210	5-5	350	239	307	307	22	22	
DIV. I NON-CONF.	3- 6	241	0- 0	348	246	345	345	20	20	

TOTALS	RPI 1-25	RPI 26-50	W-L RECORDS	RPI 51-100	RPI 101-150	RPI 150+				
7- 9	0- 0	0- 0	OVERALL	0- 0	1- 2	6- 7				
6- 1	0- 0	0- 0	HOME	0- 0	1- 0	5- 1				
1- 8	0- 0	0- 0	AWAY	0- 0	0- 2	1- 6				
0- 0	0- 0	0- 0	NEUTRAL	0- 0	0- 0	0- 0				
3- 6	0- 0	0- 0	NON-CONFERENCE	0- 0	0- 1	3- 5				
3- 1	0- 0	0- 0	HOME	0- 0	0- 0	3- 1				
0- 5	0- 0	0- 0	AWAY	0- 0	0- 1	0- 4				
0- 0	0- 0	0- 0	NEUTRAL	0- 0	0- 0	0- 0				
4- 3	0- 0	0- 0	CONFERENCE	0- 0	1- 1	3- 2				
3- 0	0- 0	0- 0	HOME	0- 0	1- 0	2- 0				
1- 3	0- 0	0- 0	AWAY	0- 0	0- 1	1- 2				
0- 0	0- 0	0- 0	NEUTRAL	0- 0	0- 0	0- 0				

RPI 1-25				RPI 26-50				RPI 51-100				RPI 101+				Team's RPI: 307
RPI	S	Opponent	Score	RPI	S	Opponent	Score	RPI	S	Opponent	Score	RPI	S	Opponent	Score	
												101	A	Cincinnati	48	69
												135	A	UT Martin	65	74
												138	H	Morehead St.	81	80
												165	A	Vanderbilt	70	99
												183	A	Illinois St.	49	61
												201	A	Southeast Mo. St.	54	64
												213	A	SIUE	68	69
												240	A	Western Ill.	72	77
												251	A	Eastern Ill.	73	60
												279	H	Northern Ky.	52	48
												282	H	Alabama A&M	75	58
												293	H	Mississippi Val.	89	95
												309	H	Tennessee St.	74	47
												324	H	Eastern Ky.	100	65
												326	H	Lipscomb	70	58
												343	A	Evansville	52	56

LAST 12 Division I GAMES:																
201	A	Southeast Mo. St.	54	64	309	H	Tennessee St.	74	47							
138	H	Morehead St.	81	80	251	A	Eastern Ill.	73	60							
324	H	Eastern Ky.	100	65	213	A	SIUE	68	69							
343	A	Evansville	52	56	135	A	UT Martin	65	74							
282	H	Alabama A&M	75	58	240	A	Western Ill.	72	77							
183	A	Illinois St.	49	61	326	H	Lipscomb	70	58							

Non-Div I Games: Christian Bros. 100 62 Trevecca Nazarene 90 78

Austin Peay

Average RPI Win:	147	WON-LOST	WINNING	LAST 10	STRENGTH OF	OPP. STRENGTH	TEAM	ADJ.	CONF.	ADJ CONF.
Average RPI Loss:	98	RECORD	PCT. RANK	GAMES	SCHEDULE	OF SCHEDULE	RPI	RPI	RPI	RPI
DIV. I ONLY	16- 3	20	10-0	74	89	20	20	7	7	
DIV. I NON-CONF.	8- 3	72	0- 0	124	107	58	58	7	7	

TOTALS	RPI 1-25	RPI 26-50	W-L RECORDS	RPI 51-100	RPI 101-150	RPI 150+				
16- 3	1- 0	1- 2	OVERALL	2- 0	3- 0	9- 1				
8- 1	1- 0	0- 1	HOME	0- 0	3- 0	4- 0				
6- 2	0- 0	1- 1	AWAY	1- 0	0- 0	4- 1				
2- 0	0- 0	0- 0	NEUTRAL	1- 0	0- 0	1- 0				
8- 3	0- 0	0- 2	NON-CONFERENCE	1- 0	1- 0	6- 1				
4- 1	0- 0	0- 1	HOME	0- 0	1- 0	3- 0				
2- 2	0- 0	0- 1	AWAY	0- 0	0- 0	2- 1				
2- 0	0- 0	0- 0	NEUTRAL	1- 0	0- 0	1- 0				
8- 0	1- 0	1- 0	CONFERENCE	1- 0	2- 0	3- 0				
4- 0	1- 0	0- 0	HOME	0- 0	2- 0	1- 0				
4- 0	0- 0	1- 0	AWAY	1- 0	0- 0	2- 0				
0- 0	0- 0	0- 0	NEUTRAL	0- 0	0- 0	0- 0				

RPI	S	Opponent	Score	RPI	S	Opponent	Score	RPI	S	Opponent	Score	RPI	S	Opponent	Score
15	H	Gonzaga	70 68	33	H	Cal i forn i a	52 70	63	N	TCU	61 58	106	H	Northern Colo.	70 50
				41	A	Utah	67 78	76	A	Paci fi c	77 74	115	H	Loyol a Marymount	55 44
				45	A	Saint Mary's (CA)	74 73					145	H	Portl and	79 71
												157	A	Utah St.	62 57
												160	H	Pepperdi ne	83 58
												162	A	Santa Clara	54 44
												174	H	Eastern Wash.	80 65
												184	H	UC Ri versi de	72 70
												210	H	Colorado St.	51 42
												220	A	Southern Utah	64 67
												236	A	San Francisco	67 59
												239	A	Utah Valley	77 51
												271	N	Cal i forn i a Bapti st	76 69
LAST 12 Division I GAMES:															
115	H	Loyol a Marymount	55 44	145	H	Portl and	79 71								
160	H	Pepperdi ne	83 58	15	H	Gonzaga	70 68								
236	A	San Franci sco	67 59	45	A	Saint Mary's (CA)	74 73								
162	A	Santa Clara	54 44	76	A	Paci fi c	77 74								
106	H	Northern Colo.	70 50	41	A	Utah	67 78								
210	H	Colorado St.	51 42	239	A	Utah Valley	77 51								

Non-Div I Games:

BYU

Average RPI Win:	187	WON-LOST	WINNING	LAST 10	STRENGTH OF	OPP. STRENGTH	TEAM	ADJ.	CONF.	ADJ CONF.
Average RPI Loss:	71	RECORD	PCT. RANK	GAMES	SCHEDULE	OF SCHEDULE	RPI	RPI	RPI	RPI
DIV. I ONLY	6- 11	248	5-5	56	50	175	175	8	8	
DIV. I NON-CONF.	4- 7	228	0- 1	138	17	209	209	8	8	

TOTALS	RPI 1-25	RPI 26-50	W-L RECORDS	RPI 51-100	RPI 101-150	RPI 150+				
6- 11	0- 1	0- 4	OVERALL	1- 4	2- 1	3- 1				
5- 3	0- 0	0- 2	HOME	1- 0	1- 0	3- 1				
1- 5	0- 1	0- 1	AWAY	0- 3	1- 0	0- 0				
0- 3	0- 0	0- 1	NEUTRAL	0- 1	0- 1	0- 0				
4- 7	0- 1	0- 2	NON-CONFERENCE	0- 2	2- 1	2- 1				
3- 2	0- 0	0- 1	HOME	0- 0	1- 0	2- 1				
1- 2	0- 1	0- 0	AWAY	0- 1	1- 0	0- 0				
0- 3	0- 0	0- 1	NEUTRAL	0- 1	0- 1	0- 0				
2- 4	0- 0	0- 2	CONFERENCE	1- 2	0- 0	1- 0				
2- 1	0- 0	0- 1	HOME	1- 0	0- 0	1- 0				
0- 3	0- 0	0- 1	AWAY	0- 2	0- 0	0- 0				
0- 0	0- 0	0- 0	NEUTRAL	0- 0	0- 0	0- 0				

RPI 1-25				RPI 26-50				RPI 51-100				RPI 101+ Team's RPI: 175			
RPI	S	Opponent	Score	RPI	S	Opponent	Score	RPI	S	Opponent	Score	RPI	S	Opponent	Score
23	A	Butler	47 64	27	H	Purdue	38 80	61	N	Qui nni pi ac	66 69	101	H	Cinci nnati	75 63
				34	H	Ohi o	75 90	77	A	Toledo	58 65	125	A	Western Ky.	86 83
				35	A	Buffal o	65 77	89	H	Kent St.	48 44	130	N	Fordham	70 78
				47	N	Duke	62 79	91	A	Miami (OH)	57 60	165	H	Vanderbil t	43 60
								94	A	Missouri St.	54 74	235	H	Bowl ing Green	77 70
												263	H	Clevel and St.	67 62
												309	H	Tennessee St.	90 51

LAST 12 Divi sion I GAMES:															
35	A	Buffal o	65 77	61	N	Qui nni pi ac	66 69	47	N	Duke	62 79	89	H	Kent St.	48 44
34	H	Ohi o	75 90	77	A	Toledo	58 65	91	A	Miami (OH)	57 60	165	H	Vanderbil t	43 60
235	H	Bowl ing Green	77 70	94	A	Missouri St.	54 74	23	A	Butler	47 64				
77	A	Toledo	58 65												
309	H	Tennessee St.	90 51												
125	A	Western Ky.	86 83												

Non-Di v I Games: Urbana 99 62

Bal l St.

Average RPI	Win:	WON-LOST RECORD	WINNING PCT. RANK	LAST 10 GAMES	STRENGTH OF SCHEDULE	OPP. STRENGTH OF SCHEDULE	TEAM RPI	ADJ. RPI	CONF. RPI	ADJ CONF. RPI
Average RPI	Loss: 4									
DIV. I ONLY	16- 1	6	9-1	4	19	2	2	3	3	
DIV. I NON-CONF.	10- 1	18	0- 0	15	29	3	3	3	3	

TOTALS	RPI 1-25	RPI 26-50	W-L RECORDS	RPI 51-100	RPI 101-150	RPI 150+				
16- 1	4- 1	2- 0	OVERALL	4- 0	1- 0	5- 0				
9- 0	2- 0	1- 0	HOME	1- 0	1- 0	4- 0				
5- 1	2- 1	0- 0	AWAY	2- 0	0- 0	1- 0				
2- 0	0- 0	1- 0	NEUTRAL	1- 0	0- 0	0- 0				
10- 1	3- 1	1- 0	NON-CONFERENCE	1- 0	1- 0	4- 0				
6- 0	1- 0	0- 0	HOME	0- 0	1- 0	4- 0				
2- 1	2- 1	0- 0	AWAY	0- 0	0- 0	0- 0				
2- 0	0- 0	1- 0	NEUTRAL	1- 0	0- 0	0- 0				
6- 0	1- 0	1- 0	CONFERENCE	3- 0	0- 0	1- 0				
3- 0	1- 0	1- 0	HOME	1- 0	0- 0	0- 0				
3- 0	0- 0	0- 0	AWAY	2- 0	0- 0	1- 0				
0- 0	0- 0	0- 0	NEUTRAL	0- 0	0- 0	0- 0				

RPI	S	Opponent	Score	RPI	S	Opponent	Score	RPI	S	Opponent	Score	RPI	S	Opponent	Score
4	A	Stanford	63 68	32	N	South Dakota St.	72 66	63	A	TCU	79 55	138	H	Morehead St.	96 58
7	H	UConn	68 57	39	H	Kansas St.	65 50	66	A	Kansas	94 68	158	A	Texas Tech	73 56
11	A	Arizona St.	65 59					82	N	Georgetown	67 46	185	H	Southern U.	94 49
12	H	Iowa St.	84 69					97	H	West Virginia	79 47	204	H	Nicholls St.	100 39
18	A	South Carolina	94 69									253	H	UTRGV	98 37
												259	H	Saint Francis (PA)	116 58

LAST 12 Division I GAMES:															
39	H	Kansas St.	65 50	12	H	Iowa St.	84 69	97	H	West Virginia	79 47	66	A	Kansas	94 68
158	A	Texas Tech	73 56	7	H	UConn	68 57	63	A	TCU	79 55	18	A	South Carolina	94 69
7	H	UConn	68 57	253	H	UTRGV	98 37	82	N	Georgetown	67 46				
4	A	Stanford	63 68	138	H	Morehead St.	96 58								

Non-Div I Games:

Baylor

Average RPI Win:	204	WON-LOST	WINNING	LAST 10	STRENGTH OF	OPP. STRENGTH	TEAM	ADJ.	CONF.	ADJ CONF.
Average RPI Loss:	57	RECORD	PCT. RANK	GAMES	SCHEDULE	OF SCHEDULE	RPI	RPI	RPI	RPI
DIV. I ONLY	13- 5	55	8-2	165	96	75	75	22	22	
DIV. I NON-CONF.	7- 4	109	0- 0	78	27	45	45	20	20	

TOTALS	RPI 1-25	RPI 26-50	W-L RECORDS	RPI 51-100	RPI 101-150	RPI 150+				
13- 5	0- 1	0- 2	OVERALL	2- 1	3- 1	8- 0				
7- 2	0- 0	0- 0	HOME	0- 1	2- 1	5- 0				
6- 3	0- 1	0- 2	AWAY	2- 0	1- 0	3- 0				
0- 0	0- 0	0- 0	NEUTRAL	0- 0	0- 0	0- 0				
7- 4	0- 1	0- 2	NON-CONFERENCE	2- 1	2- 0	3- 0				
3- 1	0- 0	0- 0	HOME	0- 1	1- 0	2- 0				
4- 3	0- 1	0- 2	AWAY	2- 0	1- 0	1- 0				
0- 0	0- 0	0- 0	NEUTRAL	0- 0	0- 0	0- 0				
6- 1	0- 0	0- 0	CONFERENCE	0- 0	1- 1	5- 0				
4- 1	0- 0	0- 0	HOME	0- 0	1- 1	3- 0				
2- 0	0- 0	0- 0	AWAY	0- 0	0- 0	2- 0				
0- 0	0- 0	0- 0	NEUTRAL	0- 0	0- 0	0- 0				

RPI	S	Opponent	Score	RPI	S	Opponent	Score	RPI	S	Opponent	Score	RPI	S	Opponent	Score
6	A	NC State	62 77	38	A	Clemson	62 65	73	A	Middle Tenn.	45 38	113	H	Tennessee Tech	72 77
				49	A	Tennessee	76 84	77	H	Toledo	69 78	129	H	Tulsa	78 53
								79	A	Wright St.	79 63	133	A	Chattanooga	67 51
												138	H	Morehead St.	77 50
												171	H	Arkansas St.	74 55
												202	A	Jacksonville St.	64 41
												202	H	Jacksonville St.	66 52
												279	A	Northern Ky.	71 53
												286	A	Murray St.	65 58
												309	H	Tennessee St.	80 46
												324	H	Eastern Ky.	69 43
												326	H	Lipscomb	83 43
LAST 12 Division I GAMES:															
138	H	Morehead St.	77 50	286	A	Murray St.	65 58	309	H	Tennessee St.	80 46	202	A	Jacksonville St.	64 41
113	H	Tennessee Tech	72 77	324	H	Eastern Ky.	69 43	326	H	Lipscomb	83 43	38	A	Clemson	62 65
202	H	Jacksonville St.	66 52												
49	A	Tennessee	76 84												
171	H	Arkansas St.	74 55												
133	A	Chattanooga	67 51												

Non-Div I Games:

Belmont

Average RPI	Win:	293	WON-LOST	WINNING	LAST 10	STRENGTH OF	OPP. STRENGTH	TEAM	ADJ.	CONF.	ADJ CONF.
Average RPI	Loss:	209	RECORD	PCT. RANK	GAMES	SCHEDULE	OF SCHEDULE	RPI	RPI	RPI	RPI
DIV. I ONLY		7- 8		196	5-5	341	308	276	276	32	32
DIV. I NON-CONF.		5- 5		162	0- 0	332	201	242	242	32	32

TOTALS	RPI 1-25		RPI 26-50		W-L RECORDS	RPI 51-100		RPI 101-150		RPI 150+	
7- 8	0- 0		0- 0		OVERALL	0- 0		0- 1		7- 7	
4- 1	0- 0		0- 0		HOME	0- 0		0- 0		4- 1	
2- 7	0- 0		0- 0		AWAY	0- 0		0- 1		2- 6	
1- 0	0- 0		0- 0		NEUTRAL	0- 0		0- 0		1- 0	
5- 5	0- 0		0- 0		NON-CONFERENCE	0- 0		0- 1		5- 4	
3- 0	0- 0		0- 0		HOME	0- 0		0- 0		3- 0	
1- 5	0- 0		0- 0		AWAY	0- 0		0- 1		1- 4	
1- 0	0- 0		0- 0		NEUTRAL	0- 0		0- 0		1- 0	
2- 3	0- 0		0- 0		CONFERENCE	0- 0		0- 0		2- 3	
1- 1	0- 0		0- 0		HOME	0- 0		0- 0		1- 1	
1- 2	0- 0		0- 0		AWAY	0- 0		0- 0		1- 2	
0- 0	0- 0		0- 0		NEUTRAL	0- 0		0- 0		0- 0	

RPI 1-25				RPI 26-50				RPI 51-100				RPI 101+				Team's RPI: 276
RPI	S	Opponent	Score	RPI	S	Opponent	Score	RPI	S	Opponent	Score	RPI	S	Opponent	Score	
												137	A	South Fla.	39	88
												164	A	Charlotte	69	73
												166	A	Georgia St.	57	62
												195	A	Jacksonville	58	56
												214	A	Florida	53	64
												221	A	Howard	40	61
												224	H	UMES	52	64
												260	A	Norfolk St.	50	57
												267	H	Liberty	81	76
												284	A	Ga. Southern	76	77
												288	N	Kennesaw St.	64	61
												299	H	North Florida	76	60
												308	H	FIU	68	57
												348	H	Delaware St.	67	55
												349	A	N.C. Central	67	50
LAST 12 Division I GAMES:																
				349	A	N.C. Central	67	50				224	H	UMES	52	64
				164	A	Charlotte	69	73				348	H	Delaware St.	67	55
				166	A	Georgia St.	57	62				260	A	Norfolk St.	50	57
				288	N	Kennesaw St.	64	61				221	A	Howard	40	61
				299	H	North Florida	76	60				195	A	Jacksonville	58	56
				214	A	Florida	53	64				284	A	Ga. Southern	76	77

Non-Div I Games: Flagler 74 59 Edward Waters 73 46

Bethune-Cookman

Loss, Non-Conf, S Site, H Home A Away N Neutral

Average RPI Win: 293 WON-LOST RECORD WINNING PCT. RANK LAST 10 GAMES STRENGTH OF SCHEDULE OPP. STRENGTH OF SCHEDULE TEAM RPI ADJ. RPI CONF. RPI ADJ CONF. RPI

Average RPI Loss: 169

DIV. I ONLY	6- 11	248	3-7	161	314	231	231	23	23
DIV. I NON-CONF.	3- 8	267	0- 0	51	301	222	222	23	23

TOTALS	RPI 1-25	RPI 26-50	W-L RECORDS	RPI 51-100	RPI 101-150	RPI 150+			
6- 11	0- 2	0- 1	OVERALL	0- 0	0- 1	6- 7			
4- 4	0- 0	0- 0	HOME	0- 0	0- 1	4- 3			
2- 7	0- 2	0- 1	AWAY	0- 0	0- 0	2- 4			
0- 0	0- 0	0- 0	NEUTRAL	0- 0	0- 0	0- 0			
3- 8	0- 2	0- 1	NON-CONFERENCE	0- 0	0- 1	3- 4			
3- 2	0- 0	0- 0	HOME	0- 0	0- 1	3- 1			
0- 6	0- 2	0- 1	AWAY	0- 0	0- 0	0- 3			
0- 0	0- 0	0- 0	NEUTRAL	0- 0	0- 0	0- 0			
3- 3	0- 0	0- 0	CONFERENCE	0- 0	0- 0	3- 3			
1- 2	0- 0	0- 0	HOME	0- 0	0- 0	1- 2			
2- 1	0- 0	0- 0	AWAY	0- 0	0- 0	2- 1			
0- 0	0- 0	0- 0	NEUTRAL	0- 0	0- 0	0- 0			

RPI 1-25				RPI 26-50				RPI 51-100				RPI 101+ Team's RPI: 231			
RPI	S	Opponent	Score	RPI	S	Opponent	Score	RPI	S	Opponent	Score	RPI	S	Opponent	Score
1	A	Notre Dame	53 103	34	A	Ohio	49 86					131	H	Lehigh	55 65
13	A	Marquette	40 93									167	H	Stony Brook	56 65
												197	H	Cornell	72 61
												198	H	Rider	57 62
												228	A	Dartmouth	39 63
												234	A	Niagara	72 79
												255	A	Albany (NY)	56 61
												269	H	Vermont	57 58
												287	H	Army West Point	60 47
												294	A	UMass Lowell	70 50
												310	A	New Hampshire	71 62
												321	H	UMBC	67 45
												327	A	Lafayette	50 59
												347	H	Fairleigh Dickinson	73 54
LAST 12 Division I GAMES:															
310	A	New Hampshire	71 62	294	A	UMass Lowell	70 50								
255	A	Albany (NY)	56 61	269	H	Vermont	57 58								
228	A	Dartmouth	39 63	321	H	UMBC	67 45								
13	A	Marquette	40 93	167	H	Stony Brook	56 65								
1	A	Notre Dame	53 103	234	A	Niagara	72 79								
198	H	Rider	57 62	347	H	Fairleigh Dickinson	73 54								

Non-Div I Games: Charleston (WV) 69 62 Caldwell 73 54

Binghamton

Average RPI	Win:	177	WON-LOST	WINNING	LAST 10	STRENGTH OF	OPP. STRENGTH	TEAM	ADJ.	CONF.	ADJ CONF.
Average RPI	Loss:	49	RECORD	PCT. RANK	GAMES	SCHEDULE	OF SCHEDULE	RPI	RPI	RPI	RPI
DIV. I ONLY		13- 2		17	10-0	257	32	60	60	13	13
DIV. I NON-CONF.		7- 2		58	1- 0	236	5	70	70	11	11

TOTALS	RPI 1-25		RPI 26-50		W-L RECORDS	RPI 51-100		RPI 101-150		RPI 150+	
13- 2	0- 1		0- 0		OVERALL	2- 1		3- 0		8- 0	
6- 1	0- 1		0- 0		HOME	1- 0		0- 0		5- 0	
4- 1	0- 0		0- 0		AWAY	0- 1		2- 0		2- 0	
3- 0	0- 0		0- 0		NEUTRAL	1- 0		1- 0		1- 0	
7- 2	0- 1		0- 0		NON-CONFERENCE	1- 1		2- 0		4- 0	
3- 1	0- 1		0- 0		HOME	0- 0		0- 0		3- 0	
1- 1	0- 0		0- 0		AWAY	0- 1		1- 0		0- 0	
3- 0	0- 0		0- 0		NEUTRAL	1- 0		1- 0		1- 0	
6- 0	0- 0		0- 0		CONFERENCE	1- 0		1- 0		4- 0	
3- 0	0- 0		0- 0		HOME	1- 0		0- 0		2- 0	
3- 0	0- 0		0- 0		AWAY	0- 0		1- 0		2- 0	
0- 0	0- 0		0- 0		NEUTRAL	0- 0		0- 0		0- 0	

RPI 1-25				RPI 26-50				RPI 51-100				RPI 101+			
RPI	S	Opponent	Score	RPI	S	Opponent	Score	RPI	S	Opponent	Score	RPI	S	Opponent	Score
5	H	Louisville	55 74					74	N	UNI	61 60	108	A	Washington	73 69
								80	H	Wyoming	72 64	119	A	Fresno St.	72 60
								93	A	Washington St.	71 95	127	N	Idaho	91 85
												159	H	CSUN	74 63
												174	H	Eastern Wash.	67 55
												208	A	San Diego St.	69 66
												219	H	Air Force	79 48
												220	H	Southern Utah	88 53
												237	A	Nevada	75 74
												259	N	Saint Francis (PA)	78 64
												319	H	San Jose St.	99 68
LAST 12 Division I GAMES:															
319	H	San Jose St.	99 68	108	A	Washington	73 69	219	H	Air Force	79 48				
208	A	San Diego St.	69 66	119	A	Fresno St.	72 60	237	A	Nevada	75 74				
80	H	Wyoming	72 64	93	A	Washington St.	71 95	74	N	UNI	61 60				
220	H	Southern Utah	88 53												
259	N	Saint Francis (PA)	78 64												
174	H	Eastern Wash.	67 55												

Non-Div I Games: Southern Ore. 91 46 Northwest Chrst. 93 26

Boi se St.

Loss,
Non-Conf,
S Site,
H Home
A Away
N Neutral

Average RPI Win:	210	WON-LOST	WINNING	LAST 10	STRENGTH OF	OPP. STRENGTH	TEAM	ADJ.	CONF.	ADJ CONF.
Average RPI Loss:	48	RECORD	PCT. RANK	GAMES	SCHEDULE	OF SCHEDULE	RPI	RPI	RPI	RPI
DIV. I ONLY	13- 6	77	5-5	71	104	78	78	1	1	
DIV. I NON-CONF.	11- 2	32	1- 0	211	276	95	95	1	1	

TOTALS	RPI 1-25	RPI 26-50	W-L RECORDS	RPI 51-100	RPI 101-150	RPI 150+				
13- 6	0- 3	0- 1	OVERALL	0- 1	3- 1	10- 0				
7- 5	0- 2	0- 1	HOME	0- 1	0- 1	7- 0				
4- 1	0- 1	0- 0	AWAY	0- 0	3- 0	1- 0				
2- 0	0- 0	0- 0	NEUTRAL	0- 0	0- 0	2- 0				
11- 2	0- 0	0- 0	NON-CONFERENCE	0- 1	1- 1	10- 0				
7- 2	0- 0	0- 0	HOME	0- 1	0- 1	7- 0				
2- 0	0- 0	0- 0	AWAY	0- 0	1- 0	1- 0				
2- 0	0- 0	0- 0	NEUTRAL	0- 0	0- 0	2- 0				
2- 4	0- 3	0- 1	CONFERENCE	0- 0	2- 0	0- 0				
0- 3	0- 2	0- 1	HOME	0- 0	0- 0	0- 0				
2- 1	0- 1	0- 0	AWAY	0- 0	2- 0	0- 0				
0- 0	0- 0	0- 0	NEUTRAL	0- 0	0- 0	0- 0				

RPI 1-25				RPI 26-50				RPI 51-100				Team's RPI : 78				RPI 101+			
RPI	S	Opponent	Score	RPI	S	Opponent	Score	RPI	S	Opponent	Score	RPI	S	Opponent	Score	RPI	S	Opponent	Score
1	A	Notre Dame	63 92	36	H	Georgi a Tech	76 81	90	H	Provi dence	57 61	114	A	Pi ttsburgh	59 55				
6	H	NC State	69 85									116	A	Houston	64 57				
25	H	Flori da St.	71 91									121	A	Wake Forest	65 64				
												128	H	Min nesota	69 77				
												176	A	Rhode Isl and	88 64				
												178	H	Boston U.	78 51				
												198	N	Ri der	112 61				
												218	H	Holy Cross	89 63				
												228	H	Dartmouth	99 68				
												238	H	Campbel l	76 56				
												265	H	Columbi a	74 60				
												280	H	Bryant	83 46				
												295	N	Loyol a Maryl and	73 47				
												298	H	Saint Peter' s	89 57				
LAST 12 Division I GAMES:																			
121	A	Wake Forest	65 64	198	N	Ri der	112 61												
6	H	NC State	69 85	1	A	Notre Dame	63 92												
36	H	Georgia Tech	76 81	25	H	Florida St.	71 91												
228	H	Dartmouth	99 68	114	A	Pi ttsburgh	59 55												
238	H	Campbel l	76 56	128	H	Min nesota	69 77												
178	H	Boston U.	78 51	280	H	Bryant	83 46												

Non-Div I Games:

Boston College

Average RPI Win:	220	WON-LOST	WINNING	LAST 10	STRENGTH OF	OPP. STRENGTH	TEAM	ADJ.	CONF.	ADJ CONF.
Average RPI Loss:	143	RECORD	PCT. RANK	GAMES	SCHEDULE	OF SCHEDULE	RPI	RPI	RPI	RPI
DIV. I ONLY	8- 9	190	4-6	156	214	178	178	19	19	
DIV. I NON-CONF.	4- 6	212	0- 0	154	198	206	206	22	22	

TOTALS	RPI 1-25	RPI 26-50	W-L RECORDS	RPI 51-100	RPI 101-150	RPI 150+				
8- 9	0- 0	0- 0	OVERALL	1- 3	1- 2	6- 4				
6- 2	0- 0	0- 0	HOME	0- 0	1- 1	5- 1				
2- 7	0- 0	0- 0	AWAY	1- 3	0- 1	1- 3				
0- 0	0- 0	0- 0	NEUTRAL	0- 0	0- 0	0- 0				
4- 6	0- 0	0- 0	NON-CONFERENCE	0- 3	0- 1	4- 2				
4- 0	0- 0	0- 0	HOME	0- 0	0- 0	4- 0				
0- 6	0- 0	0- 0	AWAY	0- 3	0- 1	0- 2				
0- 0	0- 0	0- 0	NEUTRAL	0- 0	0- 0	0- 0				
4- 3	0- 0	0- 0	CONFERENCE	1- 0	1- 1	2- 2				
2- 2	0- 0	0- 0	HOME	0- 0	1- 1	1- 1				
2- 1	0- 0	0- 0	AWAY	1- 0	0- 0	1- 1				
0- 0	0- 0	0- 0	NEUTRAL	0- 0	0- 0	0- 0				

RPI 1-25				RPI 26-50				RPI 51-100				RPI 101+				Team's RPI: 178
RPI	S	Opponent	Score	RPI	S	Opponent	Score	RPI	S	Opponent	Score	RPI	S	Opponent	Score	
								51	A	Northeastern	51 81	104	H	American	51 64	
								56	A	Bucknell	70 62	131	H	Lehigh	58 45	
								64	A	Harvard	47 67	132	A	Marist	57 68	
								78	A	Boston College	51 78	182	A	Massachusetts	55 66	
												192	H	Delaware	72 61	
												207	H	Brown	72 51	
												218	A	Holy Cross	69 75	
												228	A	Dartmouth	44 64	
												233	H	Colgate	72 81	
												280	H	Bryant	67 65	
												287	H	Army West Point	63 51	
												295	A	Loyola Maryland	64 62	
												310	H	New Hampshire	60 39	

LAST 12 Division I GAMES:																
				295	A	Loyola Maryland	64 62	104	H	American	51 64					
				56	A	Bucknell	70 62	218	A	Holy Cross	69 75					
				287	H	Army West Point	63 51	233	H	Colgate	72 81					
				64	A	Harvard	47 67	131	H	Lehigh	58 45					
				78	A	Boston College	51 78	228	A	Dartmouth	44 64					
				182	A	Massachusetts	55 66	192	H	Delaware	72 61					

Non-Div I Games:

Boston U.

Bowling Green

Through Games Of Jan. 24, 2019

Average RPI Win:	272	WON-LOST	WINNING	LAST 10	STRENGTH OF	OPP. STRENGTH	TEAM	ADJ.	CONF.	ADJ CONF.
Average RPI Loss:	162	RECORD	PCT. RANK	GAMES	SCHEDULE	OF SCHEDULE	RPI	RPI	RPI	RPI
DIV. I ONLY	6- 10	241	4-6	185	301	235	235	8	8	
DIV. I NON-CONF.	6- 4	125	0- 0	225	338	158	158	8	8	

TOTALS	RPI 1-25	RPI 26-50	W-L RECORDS	RPI 51-100	RPI 101-150	RPI 150+				
6- 10	0- 0	0- 1	OVERALL	0- 1	0- 1	6- 7				
4- 3	0- 0	0- 0	HOME	0- 1	0- 1	4- 1				
2- 6	0- 0	0- 1	AWAY	0- 0	0- 0	2- 5				
0- 1	0- 0	0- 0	NEUTRAL	0- 0	0- 0	0- 1				
6- 4	0- 0	0- 1	NON-CONFERENCE	0- 0	0- 0	6- 3				
4- 0	0- 0	0- 0	HOME	0- 0	0- 0	4- 0				
2- 3	0- 0	0- 1	AWAY	0- 0	0- 0	2- 2				
0- 1	0- 0	0- 0	NEUTRAL	0- 0	0- 0	0- 1				
0- 6	0- 0	0- 0	CONFERENCE	0- 1	0- 1	0- 4				
0- 3	0- 0	0- 0	HOME	0- 1	0- 1	0- 1				
0- 3	0- 0	0- 0	AWAY	0- 0	0- 0	0- 3				
0- 0	0- 0	0- 0	NEUTRAL	0- 0	0- 0	0- 0				

RPI S Opponent	Score	RPI S Opponent	Score	RPI S Opponent	Score	RPI S Opponent	Score	Team's RPI: 235
		29 A Michigan St.	69 99	77 H Toledo	65 79	112 H Northern Ill.	52 66	
						173 N Mercer	63 76	
						175 A Ball St.	70 77	
						179 A Akron	71 74	
						181 A Xavier	49 65	
						186 A Eastern Mich.	74 81	
						215 A Coastal Caro.	80 81	
						226 H Loyola Chicago	88 74	
						230 H Marshall	99 76	
						244 H Robert Morris	61 60	
						290 H Western Mich.	82 84	
						296 A Canisius	74 53	
						305 A Valparaiso	79 72	
						330 H Detroit Mercy	79 73	
LAST 12 Division I GAMES:								
		175 A Ball St.	70 77	186 A Eastern Mich.	74 81			
		290 H Western Mich.	82 84	77 H Toledo	65 79			
		305 A Valparaiso	79 72	112 H Northern Ill.	52 66			
		330 H Detroit Mercy	79 73	179 A Akron	71 74			
		296 A Canisius	74 53	173 N Mercer	63 76			
		181 A Xavier	49 65	215 A Coastal Caro.	80 81			

Non-Div I Games: Davis & Elkins 63 28

Bowling Green

Loss,
Non-Conf, S Site,
H Home
A Away
N Neutral

Average RPI	Win: 254	WON-LOST	WINNING	LAST 10	STRENGTH OF	OPP. STRENGTH	TEAM	ADJ.	CONF.	ADJ CONF.
Average RPI	Loss: 52	RECORD	PCT. RANK	GAMES	SCHEDULE	OF SCHEDULE	RPI	RPI	RPI	RPI
DIV. I ONLY	12- 4	43	6-4	324	102	170	170	12	12	
DIV. I NON-CONF.	9- 1	30	1- 0	345	149	145	145	14	14	

TOTALS	RPI 1-25	RPI 26-50	W-L RECORDS	RPI 51-100	RPI 101-150	RPI 150+				
12- 4	0- 1	0- 1	OVERALL	0- 2	0- 0	12- 0				
6- 3	0- 1	0- 0	HOME	0- 2	0- 0	6- 0				
5- 1	0- 0	0- 1	AWAY	0- 0	0- 0	5- 0				
1- 0	0- 0	0- 0	NEUTRAL	0- 0	0- 0	1- 0				
9- 1	0- 0	0- 1	NON-CONFERENCE	0- 0	0- 0	9- 0				
5- 0	0- 0	0- 0	HOME	0- 0	0- 0	5- 0				
3- 1	0- 0	0- 1	AWAY	0- 0	0- 0	3- 0				
1- 0	0- 0	0- 0	NEUTRAL	0- 0	0- 0	1- 0				
3- 3	0- 1	0- 0	CONFERENCE	0- 2	0- 0	3- 0				
1- 3	0- 1	0- 0	HOME	0- 2	0- 0	1- 0				
2- 0	0- 0	0- 0	AWAY	0- 0	0- 0	2- 0				
0- 0	0- 0	0- 0	NEUTRAL	0- 0	0- 0	0- 0				

RPI 1-25				RPI 26-50				RPI 51-100				RPI 101+				Team's RPI: 170
RPI	S	Opponent	Score	RPI	S	Opponent	Score	RPI	S	Opponent	Score	RPI	S	Opponent	Score	
14	H	Drake	63 92	27	A	Purdue	61 74	74	H	UNI	78 81	155	A	Indiana St.	61 45	
								94	H	Missouri St.	56 68	163	H	Southern Ill.	58 53	
												192	N	Delaware	59 47	
												201	H	Southeast Mo. St.	85 79	
												240	H	Western Ill.	82 68	
												251	H	Eastern Ill.	67 64	
												263	A	Cleveland St.	67 65	
												283	A	Fla. Atlantic	80 59	
												297	H	Oakland	73 64	
												318	A	Omaha	80 60	
												343	A	Evansville	75 68	
												344	H	Chicago St.	89 59	

LAST 12 Division I GAMES:																
343	A	Evansville	75 68	283	A	Fla. Atlantic	80 59	163	H	Southern Ill.	58 53	94	H	Missouri St.	56 68	
74	H	UNI	78 81	155	A	Indiana St.	61 45	318	A	Omaha	80 60	240	H	Western Ill.	82 68	
14	H	Drake	63 92	27	A	Purdue	61 74	263	A	Cleveland St.	67 65					
344	H	Chicago St.	89 59													
27	A	Purdue	61 74													
263	A	Cleveland St.	67 65													

Non-Div I Games: Rockhurst 83 40

Bradley

Average RPI Win:	264	WON-LOST	WINNING	LAST 10	STRENGTH OF	OPP. STRENGTH	TEAM	ADJ.	CONF.	ADJ CONF.
Average RPI Loss:	132	RECORD	PCT. RANK	GAMES	SCHEDULE	OF SCHEDULE	RPI	RPI	RPI	RPI
DIV. I ONLY	7- 8	196	5-5	258	198	207	207	11	11	
DIV. I NON-CONF.	6- 8	199	0- 1	275	214	240	240	10	10	

TOTALS	RPI 1-25	RPI 26-50	W-L RECORDS	RPI 51-100	RPI 101-150	RPI 150+				
7- 8	0- 1	0- 0	OVERALL	0- 2	1- 1	6- 4				
4- 2	0- 0	0- 0	HOME	0- 1	1- 0	3- 1				
2- 6	0- 1	0- 0	AWAY	0- 1	0- 1	2- 3				
1- 0	0- 0	0- 0	NEUTRAL	0- 0	0- 0	1- 0				
6- 8	0- 1	0- 0	NON-CONFERENCE	0- 2	0- 1	6- 4				
3- 2	0- 0	0- 0	HOME	0- 1	0- 0	3- 1				
2- 6	0- 1	0- 0	AWAY	0- 1	0- 1	2- 3				
1- 0	0- 0	0- 0	NEUTRAL	0- 0	0- 0	1- 0				
1- 0	0- 0	0- 0	CONFERENCE	0- 0	1- 0	0- 0				
1- 0	0- 0	0- 0	HOME	0- 0	1- 0	0- 0				
0- 0	0- 0	0- 0	AWAY	0- 0	0- 0	0- 0				
0- 0	0- 0	0- 0	NEUTRAL	0- 0	0- 0	0- 0				

RPI	S	Opponent	Score	RPI	S	Opponent	Score	RPI	S	Opponent	Score	RPI	S	Opponent	Score	Team's RPI: 207
16	A	Rutgers	52 73					56	H	Bucknell	78 91	105	H	Yale	86 71	
								59	A	Maine	96 102	112	A	Northern Ill.	102 109	
												176	A	Rhode Island	67 72	
												178	A	Boston U.	51 72	
												182	H	Massachusetts	61 90	
												218	A	Holy Cross	89 85	
												280	A	Bryant	57 75	
												280	N	Bryant	84 68	
												291	H	Central Conn. St.	68 63	
												301	H	Fairfield	68 49	
												310	H	New Hampshire	76 70	
												344	A	Chicago St.	90 65	
LAST 12 Division I GAMES:																
344	A	Chicago St.	90 65	176	A	Rhode Island	67 72	105	H	Yale	86 71	16	A	Rutgers	52 73	
59	A	Maine	96 102	105	H	Yale	86 71	112	A	Northern Ill.	102 109	56	H	Bucknell	78 91	
280	N	Bryant	84 68	112	A	Northern Ill.	102 109	218	A	Holy Cross	89 85	182	H	Massachusetts	61 90	
56	H	Bucknell	78 91	218	A	Holy Cross	89 85	310	H	New Hampshire	76 70	301	H	Fairfield	68 49	

Non-Div I Games: Johnson & Wales (RI) 78 46 Adelphi 75 62

Brown

Average RPI Win:	270	WON-LOST	WINNING	LAST 10	STRENGTH OF	OPP. STRENGTH	TEAM	ADJ.	CONF.	ADJ CONF.
Average RPI Loss:	172	RECORD	PCT. RANK	GAMES	SCHEDULE	OF SCHEDULE	RPI	RPI	RPI	RPI
DIV. I ONLY	5- 12	268	3-7	227	302	280	280	31	31	
DIV. I NON-CONF.	2- 9	297	0- 1	157	215	277	277	31	31	

TOTALS	RPI 1-25	RPI 26-50	W-L RECORDS	RPI 51-100	RPI 101-150	RPI 150+				
5- 12	0- 0	0- 0	OVERALL	0- 5	0- 0	5- 7				
3- 4	0- 0	0- 0	HOME	0- 1	0- 0	3- 3				
2- 6	0- 0	0- 0	AWAY	0- 3	0- 0	2- 3				
0- 2	0- 0	0- 0	NEUTRAL	0- 1	0- 0	0- 1				
2- 9	0- 0	0- 0	NON-CONFERENCE	0- 5	0- 0	2- 4				
1- 2	0- 0	0- 0	HOME	0- 1	0- 0	1- 1				
1- 5	0- 0	0- 0	AWAY	0- 3	0- 0	1- 2				
0- 2	0- 0	0- 0	NEUTRAL	0- 1	0- 0	0- 1				
3- 3	0- 0	0- 0	CONFERENCE	0- 0	0- 0	3- 3				
2- 2	0- 0	0- 0	HOME	0- 0	0- 0	2- 2				
1- 1	0- 0	0- 0	AWAY	0- 0	0- 0	1- 1				
0- 0	0- 0	0- 0	NEUTRAL	0- 0	0- 0	0- 0				

RPI 1-25				RPI 26-50				RPI 51-100				RPI 101+ Team's RPI: 280			
RPI	S	Opponent	Score	RPI	S	Opponent	Score	RPI	S	Opponent	Score	RPI	S	Opponent	Score
								59	H	Maine	57 74	178	A	Boston U.	65 67
								78	A	Boston College	46 83	207	H	Brown	75 57
								90	N	Providence	64 72	207	N	Brown	68 84
								97	A	West Virginia	48 94	212	A	Sacred Heart	48 49
								100	A	Hartford	57 67	218	H	Holy Cross	62 81
												241	A	Mt. St. Mary's	73 68
												244	H	Robert Morris	57 60
												259	H	Saint Francis (PA)	66 63
												275	H	St. Francis Brooklyn	55 60
												294	A	UMass Lowell	58 57
												310	A	New Hampshire	74 79
												351	H	LIU Brooklyn	69 62
LAST 12 Division I GAMES:															
241	A	Mt. St. Mary's	73 68	90	N	Providence	64 72								
275	H	St. Francis Brooklyn	55 60	259	H	Saint Francis (PA)	66 63								
351	H	LIU Brooklyn	69 62	244	H	Robert Morris	57 60								
218	H	Holy Cross	62 81	212	A	Sacred Heart	48 49								
100	A	Hartford	57 67	207	N	Brown	68 84								
78	A	Boston College	46 83	310	A	New Hampshire	74 79								

Non-Div I Games:

Bryant

Average RPI Win:	218	WON-LOST	WINNING	LAST 10	STRENGTH OF	OPP. STRENGTH	TEAM	ADJ.	CONF.	ADJ CONF.
Average RPI Loss:	80	RECORD	PCT. RANK	GAMES	SCHEDULE	OF SCHEDULE	RPI	RPI	RPI	RPI
DIV. I ONLY	15- 4	33	8-2	176	176	56	56	19	19	
DIV. I NON-CONF.	9- 3	61	0- 0	135	124	41	41	22	22	

TOTALS	RPI 1-25	RPI 26-50	W-L RECORDS	RPI 51-100	RPI 101-150	RPI 150+				
15- 4	0- 2	0- 0	OVERALL	1- 0	3- 1	11- 1				
6- 1	0- 0	0- 0	HOME	1- 0	3- 0	2- 1				
7- 3	0- 2	0- 0	AWAY	0- 0	0- 1	7- 0				
2- 0	0- 0	0- 0	NEUTRAL	0- 0	0- 0	2- 0				
9- 3	0- 2	0- 0	NON-CONFERENCE	1- 0	1- 1	7- 0				
4- 0	0- 0	0- 0	HOME	1- 0	1- 0	2- 0				
3- 3	0- 2	0- 0	AWAY	0- 0	0- 1	3- 0				
2- 0	0- 0	0- 0	NEUTRAL	0- 0	0- 0	2- 0				
6- 1	0- 0	0- 0	CONFERENCE	0- 0	2- 0	4- 1				
2- 1	0- 0	0- 0	HOME	0- 0	2- 0	0- 1				
4- 0	0- 0	0- 0	AWAY	0- 0	0- 0	4- 0				
0- 0	0- 0	0- 0	NEUTRAL	0- 0	0- 0	0- 0				

RPI 1-25				RPI 26-50				RPI 51-100 Team's RPI: 56				RPI 101+			
RPI	S	Opponent	Score	RPI	S	Opponent	Score	RPI	S	Opponent	Score	RPI	S	Opponent	Score
9	A	Syracuse	56 70					61	H	Quinnipiac	75 58	104	H	American	71 56
12	A	Iowa St.	61 86									120	A	Drexel	42 64
												123	H	Youngstown St.	73 68
												131	H	Lehigh	71 53
												178	H	Boston U.	62 70
												182	N	Massachusetts	77 58
												198	H	Rider	80 59
												207	A	Brown	91 78
												233	A	Colgate	90 62
												243	A	St. Bonaventure	77 46
												245	A	Monmouth	70 32
												287	A	Army West Point	66 52
												295	A	Loyola Maryland	75 57
												301	N	Fairfield	77 54
												327	A	Lafayette	56 47
												333	H	Iona	81 43

LAST 12 Division I GAMES:															
287	A	Army West Point	66 52	295	A	Loyola Maryland	75 57								
178	H	Boston U.	62 70	233	A	Colgate	90 62								
104	H	American	71 56	131	H	Lehigh	71 53								
12	A	Iowa St.	61 86	327	A	Lafayette	56 47								
123	H	Youngstown St.	73 68	333	H	Iona	81 43								
198	H	Rider	80 59	243	A	St. Bonaventure	77 46								

Bucknell

Bucknell

Non-Div I Games:

Bucknell

Average RPI Win:	196	WON-LOST	WINNING	LAST 10	STRENGTH OF	OPP. STRENGTH	TEAM	ADJ.	CONF.	ADJ CONF.
Average RPI Loss:	38	RECORD	PCT. RANK	GAMES	SCHEDULE	OF SCHEDULE	RPI	RPI	RPI	RPI
DIV. I ONLY	13- 4	40	7-3	59	154	35	35	8	8	
DIV. I NON-CONF.	8- 3	72	0- 0	102	82	42	42	8	8	

TOTALS	RPI 1-25	RPI 26-50	W-L RECORDS	RPI 51-100	RPI 101-150	RPI 150+				
13- 4	0- 2	1- 1	OVERALL	2- 0	0- 1	10- 0				
4- 2	0- 1	0- 1	HOME	0- 0	0- 0	4- 0				
7- 2	0- 1	0- 0	AWAY	1- 0	0- 1	6- 0				
2- 0	0- 0	1- 0	NEUTRAL	1- 0	0- 0	0- 0				
8- 3	0- 2	1- 0	NON-CONFERENCE	1- 0	0- 1	6- 0				
2- 1	0- 1	0- 0	HOME	0- 0	0- 0	2- 0				
4- 2	0- 1	0- 0	AWAY	0- 0	0- 1	4- 0				
2- 0	0- 0	1- 0	NEUTRAL	1- 0	0- 0	0- 0				
5- 1	0- 0	0- 1	CONFERENCE	1- 0	0- 0	4- 0				
2- 1	0- 0	0- 1	HOME	0- 0	0- 0	2- 0				
3- 0	0- 0	0- 0	AWAY	1- 0	0- 0	2- 0				
0- 0	0- 0	0- 0	NEUTRAL	0- 0	0- 0	0- 0				

RPI 1-25				RPI 26-50				RPI 51-100				RPI 101+			
RPI	S	Opponent	Score	RPI	S	Opponent	Score	RPI	S	Opponent	Score	RPI	S	Opponent	Score
3	A	Oregon	82 102	32	N	South Dakota St.	61 55	82	N	Georgetown	73 64	110	A	Dayton	59 72
4	H	Stanford	55 62	34	H	Ohio	71 74	91	A	Miami (OH)	66 59	175	H	Ball St.	77 65
												179	H	Akron	91 72
												186	A	Eastern Mich.	91 84
												224	A	UMES	69 63
												228	A	Dartmouth	75 69
												234	H	Niagara	88 61
												243	H	St. Bonaventure	90 43
												290	A	Western Mich.	61 59
												291	A	Central Conn. St.	82 69
												296	A	Canisius	84 66
LAST 12 Division I GAMES:															
186	A	Eastern Mich.	91 84	179	H	Akron	91 72								
34	H	Ohio	71 74	290	A	Western Mich.	61 59								
243	H	St. Bonaventure	90 43	175	H	Ball St.	77 65								
4	H	Stanford	55 62	91	A	Miami (OH)	66 59								
228	A	Dartmouth	75 69	296	A	Canisius	84 66								
110	A	Dayton	59 72	291	A	Central Conn. St.	82 69								

Non-Div I Games:

Buffalo

Average RPI Win: **164**
 Average RPI Loss: **59**

WON-LOST
RECORD

WINNING
PCT. RANK

LAST 10
GAMES

STRENGTH OF
SCHEDULE

OPP. STRENGTH
OF SCHEDULE

TEAM
RPI

ADJ.
RPI

CONF.
RPI

ADJ CONF.
RPI

DIV. I ONLY	16- 2	15	9-1	134	84	23	23	5	5
DIV. I NON-CONF.	10- 1	18	0- 0	210	171	39	39	4	4
<hr/>									
TOTALS	RPI 1-25	RPI 26-50	W-L RECORDS	RPI 51-100	RPI 101-150	RPI 150+			
16- 2	0- 0	0- 1	OVERALL	4- 1	2- 0	10- 0			
9- 0	0- 0	0- 0	HOME	1- 0	1- 0	7- 0			
5- 2	0- 0	0- 1	AWAY	3- 1	0- 0	2- 0			
2- 0	0- 0	0- 0	NEUTRAL	0- 0	1- 0	1- 0			
10- 1	0- 0	0- 1	NON-CONFERENCE	0- 0	1- 0	9- 0			
7- 0	0- 0	0- 0	HOME	0- 0	0- 0	7- 0			
1- 1	0- 0	0- 1	AWAY	0- 0	0- 0	1- 0			
2- 0	0- 0	0- 0	NEUTRAL	0- 0	1- 0	1- 0			
6- 1	0- 0	0- 0	CONFERENCE	4- 1	1- 0	1- 0			
2- 0	0- 0	0- 0	HOME	1- 0	1- 0	0- 0			
4- 1	0- 0	0- 0	AWAY	3- 1	0- 0	1- 0			
0- 0	0- 0	0- 0	NEUTRAL	0- 0	0- 0	0- 0			

RPI 1-25				Team's RPI: 23			
RPI	S	Opponent	Score				
28	A	Indiana	46 66				

RPI 26-50			
RPI	S	Opponent	Score
28	A	Indiana	46 66

RPI 51-100			
RPI	S	Opponent	Score
53	A	Villanova	63 55
67	A	Creighton	75 43
70	H	Seton Hall	62 59
82	A	Georgetown	59 50
90	A	Providence	68 74

RPI 101+			
RPI	S	Opponent	Score
109	N	Ohio St.	66 53
111	H	St. John's (NY)	66 45
155	H	Indiana St.	72 49
175	H	Ball St.	64 47
179	A	Akron	63 47
181	A	Xavier	63 41
183	H	Illinois St.	58 56
186	N	Eastern Mich.	73 63
240	H	Western Ill.	92 51
251	H	Eastern Ill.	72 37
286	H	Murray St.	86 65
294	H	UMass Lowell	89 36

LAST 12 Division I GAMES:			
70	H	Seton Hall	62 59
82	A	Georgetown	59 50
53	A	Villanova	63 55
186	N	Eastern Mich.	73 63
109	N	Ohio St.	66 53
155	H	Indiana St.	72 49
67	A	Creighton	75 43
90	A	Providence	68 74
181	A	Xavier	63 41
111	H	St. John's (NY)	66 45
179	A	Akron	63 47
28	A	Indiana	46 66

Non-Div I Games:

Butler

Average RPI Win:	250	WON-LOST	WINNING	LAST 10	STRENGTH OF	OPP. STRENGTH	TEAM	ADJ.	CONF.	ADJ CONF.
Average RPI Loss:	214	RECORD	PCT. RANK	GAMES	SCHEDULE	OF SCHEDULE	RPI	RPI	RPI	RPI
DIV. I ONLY	6- 12	255	4-6	321	276	285	285	30	30	
DIV. I NON-CONF.	2- 9	297	0- 0	280	252	313	313	30	30	

TOTALS	RPI 1-25	RPI 26-50	W-L RECORDS	RPI 51-100	RPI 101-150	RPI 150+				
6- 12	0- 0	0- 1	OVERALL	1- 0	0- 1	5- 10				
2- 3	0- 0	0- 0	HOME	1- 0	0- 0	1- 3				
4- 9	0- 0	0- 1	AWAY	0- 0	0- 1	4- 7				
0- 0	0- 0	0- 0	NEUTRAL	0- 0	0- 0	0- 0				
2- 9	0- 0	0- 1	NON-CONFERENCE	1- 0	0- 1	1- 7				
1- 1	0- 0	0- 0	HOME	1- 0	0- 0	0- 1				
1- 8	0- 0	0- 1	AWAY	0- 0	0- 1	1- 6				
0- 0	0- 0	0- 0	NEUTRAL	0- 0	0- 0	0- 0				
4- 3	0- 0	0- 0	CONFERENCE	0- 0	0- 0	4- 3				
1- 2	0- 0	0- 0	HOME	0- 0	0- 0	1- 2				
3- 1	0- 0	0- 0	AWAY	0- 0	0- 0	3- 1				
0- 0	0- 0	0- 0	NEUTRAL	0- 0	0- 0	0- 0				

RPI 1-25				RPI 26-50				RPI 51-100				RPI 101+ Team's RPI: 285			
RPI	S	Opponent	Score	RPI	S	Opponent	Score	RPI	S	Opponent	Score	RPI	S	Opponent	Score
				40	A	Oregon St.	52 92	79	H	Wright St.	76 74	149	A	UC Irvine	78 85
												180	H	New Mexico St.	59 61
												184	H	UC Riverside	67 79
												187	A	North Texas	59 71
												188	A	UMKC	67 57
												205	A	Cal St. Fullerton	56 64
												209	A	SMU	43 49
												239	A	Utah Valley	70 78
												253	H	UTRGV	68 63
												266	A	UTEP	47 53
												271	H	California Baptist	45 68
												300	A	UC Santa Barbara	56 48
												318	A	Omaha	46 53
												319	A	San Jose St.	72 82
												338	A	Seattle U	70 60
												344	A	Chicago St.	67 56
LAST 12 Division I GAMES:															
				253	H	UTRGV	68 63	271	H	California Baptist	45 68				
				239	A	Utah Valley	70 78	344	A	Chicago St.	67 56				
				338	A	Seattle U	70 60	188	A	UMKC	67 57				
				184	H	UC Riverside	67 79	180	H	New Mexico St.	59 61				
				40	A	Oregon St.	52 92	209	A	SMU	43 49				
				187	A	North Texas	59 71	318	A	Omaha	46 53				

Non-Div I Games: Whittier 74 46 Westcliff 91 37

CSU Bakersfield

Loss, Non-Conf, S Site, H Home A Away N Neutral

Average RPI Win:	235	WON-LOST	WINNING	LAST 10	STRENGTH OF	OPP. STRENGTH	TEAM	ADJ.	CONF.	ADJ CONF.
Average RPI Loss:	69	RECORD	PCT. RANK	GAMES	SCHEDULE	OF SCHEDULE	RPI	RPI	RPI	RPI
DIV. I ONLY	9- 10	183	5-5	139	88	159	159	21	21	
DIV. I NON-CONF.	6- 8	199	0- 1	121	40	153	153	21	21	

TOTALS	RPI 1-25	RPI 26-50	W-L RECORDS	RPI 51-100	RPI 101-150	RPI 150+				
9- 10	0- 2	0- 2	OVERALL	1- 3	0- 3	8- 0				
6- 3	0- 0	0- 0	HOME	1- 2	0- 1	5- 0				
3- 7	0- 2	0- 2	AWAY	0- 1	0- 2	3- 0				
0- 0	0- 0	0- 0	NEUTRAL	0- 0	0- 0	0- 0				
6- 8	0- 2	0- 2	NON-CONFERENCE	1- 2	0- 2	5- 0				
4- 2	0- 0	0- 0	HOME	1- 1	0- 1	3- 0				
2- 6	0- 2	0- 2	AWAY	0- 1	0- 1	2- 0				
0- 0	0- 0	0- 0	NEUTRAL	0- 0	0- 0	0- 0				
3- 2	0- 0	0- 0	CONFERENCE	0- 1	0- 1	3- 0				
2- 1	0- 0	0- 0	HOME	0- 1	0- 0	2- 0				
1- 1	0- 0	0- 0	AWAY	0- 0	0- 1	1- 0				
0- 0	0- 0	0- 0	NEUTRAL	0- 0	0- 0	0- 0				

RPI 1-25				RPI 26-50				RPI 51-100				RPI 101+ Team's RPI: 159			
RPI	S	Opponent	Score	RPI	S	Opponent	Score	RPI	S	Opponent	Score	RPI	S	Opponent	Score
4	A	Stanford	43 69	33	A	Cal i forn i a	42 67	60	A	Bo i se St.	63 74	115	H	Loyol a Marymount	53 72
14	A	Drake	63 73	44	A	Southern Cal i forn i a	42 58	64	H	Harvard	55 75	127	A	Idaho	73 88
								84	H	UC Davi s	49 60	149	A	UC I rvi ne	61 65
								93	H	Washi ngton St.	65 52	162	A	Santa Clara	53 38
												184	H	UC Ri versi de	69 56
												208	H	San Diego St.	77 74
												256	A	Hawai i	49 29
												271	H	Cal i forn i a Bapti st	73 67
												300	H	UC Santa Barbara	73 65
												318	A	Omaha	64 52
												319	H	San Jose St.	76 40

LAST 12 Divi s i on I GAMES:															
149	A	UC I rvi ne	61 65	64	H	Harvard	55 75	84	H	UC Davi s	49 60	184	H	UC Ri versi de	69 56
300	H	UC Santa Barbara	73 65	44	A	Southern Cal i forn i a	42 58	256	A	Hawai i	49 29	115	H	Loyol a Marymount	53 72
4	A	Stanford	43 69	208	H	San Diego St.	77 74	33	A	Cal i forn i a	42 67				

Non-Di v I Games:

CSUN

C
a
l
P
o
l
y

Cal Poly		Through Games Of Jan. 24, 2019									
Average RPI	Win: 271	WON-LOST	WINNING	LAST 10	STRENGTH OF	OPP. STRENGTH	TEAM	ADJ.	CONF.	ADJ CONF.	
Average RPI	Loss: 162	RECORD	PCT. RANK	GAMES	SCHEDULE	OF SCHEDULE	RPI	RPI	RPI	RPI	
DIV. I ONLY	3- 12	307	3-7	276	159	323	323	21	21		
DIV. I NON-CONF.	2- 8	293	0- 0	268	55	303	303	21	21		

TOTALS	RPI 1-25	RPI 26-50	W-L RECORDS	RPI 51-100	RPI 101-150	RPI 150+					
3- 12	0- 0	0- 3	OVERALL	0- 0	0- 2	3- 7					
2- 5	0- 0	0- 1	HOME	0- 0	0- 1	2- 3					
1- 6	0- 0	0- 2	AWAY	0- 0	0- 1	1- 3					
0- 1	0- 0	0- 0	NEUTRAL	0- 0	0- 0	0- 1					
2- 8	0- 0	0- 3	NON-CONFERENCE	0- 0	0- 1	2- 4					
1- 3	0- 0	0- 1	HOME	0- 0	0- 0	1- 2					
1- 4	0- 0	0- 2	AWAY	0- 0	0- 1	1- 1					
0- 1	0- 0	0- 0	NEUTRAL	0- 0	0- 0	0- 1					
1- 4	0- 0	0- 0	CONFERENCE	0- 0	0- 1	1- 3					
1- 2	0- 0	0- 0	HOME	0- 0	0- 1	1- 1					
0- 2	0- 0	0- 0	AWAY	0- 0	0- 0	0- 2					
0- 0	0- 0	0- 0	NEUTRAL	0- 0	0- 0	0- 0					

RPI 1-25				RPI 26-50				RPI 51-100				RPI 101+ Team's RPI: 323			
RPI	S	Opponent	Score	RPI	S	Opponent	Score	RPI	S	Opponent	Score	RPI	S	Opponent	Score
				40	A	Oregon St.	54 79					119	A	Fresno St.	58 76
				45	H	Saint Mary's (CA)	51 69					149	H	UC Irvine	59 75
				50	A	UCLA	35 81					160	H	Pepperdine	63 70
												169	H	Illinois	51 74
												174	H	Eastern Wash.	59 55
												205	A	Cal St. Fullerton	64 78
												236	N	San Francisco	62 65
												252	A	Sacramento St.	85 88
												256	H	Hawaii	54 71
												268	A	Long Beach St.	58 61
												300	H	UC Santa Barbara	75 67
												338	A	Seattle U	60 50

LAST 12 Division I GAMES:															
				149	H	UC Irvine	59 75	256	H	Hawaii	54 71				
				50	A	UCLA	35 81	205	A	Cal St. Fullerton	64 78				
				338	A	Seattle U	60 50	268	A	Long Beach St.	58 61				
				45	H	Saint Mary's (CA)	51 69	300	H	UC Santa Barbara	75 67				
				174	H	Eastern Wash.	59 55	169	H	Illinois	51 74				
				160	H	Pepperdine	63 70	236	N	San Francisco	62 65				

Non-Div I Games: Academy of Art 87 65

Cal Poly

C
a
l
P
o
l
y

Average RPI Win: 280

Average RPI Loss: 131

WON-LOST
RECORDWINNING
PCT. RANKLAST 10
GAMESSTRENGTH OF
SCHEDULEOPP. STRENGTH
OF SCHEDULETEAM
RPIADJ.
RPICONF.
RPIADJ CONF.
RPIDIV. I ONLY
DIV. I NON-CONF.10- 6
7- 5108
1328-2
0- 0328
316224
223205
224205
22421
2121
21

TOTALS

RPI 1-25

RPI 26-50

W-L RECORDS

RPI 51-100

RPI 101-150

RPI 150+

10- 6

0- 0

0- 0

OVERALL

0- 2

0- 2

10- 2

5- 3

0- 0

0- 0

HOME

0- 1

0- 0

5- 2

5- 3

0- 0

0- 0

AWAY

0- 1

0- 2

5- 0

0- 0

0- 0

0- 0

NEUTRAL

0- 0

0- 0

0- 0

7- 5

0- 0

0- 0

NON-CONFERENCE

0- 1

0- 2

7- 2

3- 3

0- 0

0- 0

HOME

0- 1

0- 0

3- 2

4- 2

0- 0

0- 0

AWAY

0- 0

0- 2

4- 0

0- 0

0- 0

0- 0

NEUTRAL

0- 0

0- 0

0- 0

3- 1

0- 0

0- 0

CONFERENCE

0- 1

0- 0

3- 0

2- 0

0- 0

0- 0

HOME

0- 0

0- 0

2- 0

1- 1

0- 0

0- 0

AWAY

0- 1

0- 0

1- 0

0- 0

0- 0

0- 0

NEUTRAL

0- 0

0- 0

0- 0

RPI 1-25

RPI 26-50

RPI 51-100

RPI 101+

Team's RPI: 205

RPI S Opponent Score

RPI S Opponent Score

RPI S Opponent Score

RPI S Opponent Score

76 H Pacific 64 72
84 A UC Davis 51 75108 A Washington 74 83
145 A Portland 74 83
162 H Santa Clara 60 64
208 H San Diego St. 72 83
228 H Dartmouth 67 62
239 H Utah Valley 56 55
256 H Hawaii 72 68
265 A Columbia 61 58
271 A California Baptist 79 65
285 H CSU Bakersfield 64 56
298 A Saint Peter's 69 45
300 A UC Santa Barbara 59 52
323 H Cal Poly 78 64
338 A Seattle U 57 54

LAST 12 Division I GAMES:

239 H Utah Valley 56 55
76 H Pacific 64 72
298 A Saint Peter's 69 45
265 A Columbia 61 58
285 H CSU Bakersfield 64 56
228 H Dartmouth 67 62
300 A UC Santa Barbara 59 52
323 H Cal Poly 78 64
84 A UC Davis 51 75
256 H Hawaii 72 68
145 A Portland 74 83
162 H Santa Clara 60 64

Non-Div I Games: Antelope Valley 77 65

Cal St. Fullerton

Loss, Non-Conf, S Site, H Home A Away N Neutral

Average RPI	Win: 116	WON-LOST	WINNING	LAST 10	STRENGTH OF	OPP. STRENGTH	TEAM	ADJ.	CONF.	ADJ CONF.
Average RPI	Loss: 37	RECORD	PCT. RANK	GAMES	SCHEDULE	OF SCHEDULE	RPI	RPI	RPI	RPI
DIV. I ONLY	12- 5	68	5-5	34	9	33	33	2	2	
DIV. I NON-CONF.	9- 2	43	0- 0	27	47	17	17	2	2	

TOTALS	RPI 1-25	RPI 26-50	W-L RECORDS	RPI 51-100	RPI 101-150	RPI 150+				
12- 5	1- 2	2- 1	OVERALL	4- 2	2- 0	3- 0				
6- 3	0- 1	1- 1	HOME	1- 1	2- 0	2- 0				
4- 2	1- 1	1- 0	AWAY	1- 1	0- 0	1- 0				
2- 0	0- 0	0- 0	NEUTRAL	2- 0	0- 0	0- 0				
9- 2	1- 1	1- 0	NON-CONFERENCE	3- 1	1- 0	3- 0				
3- 2	0- 1	0- 0	HOME	0- 1	1- 0	2- 0				
4- 0	1- 0	1- 0	AWAY	1- 0	0- 0	1- 0				
2- 0	0- 0	0- 0	NEUTRAL	2- 0	0- 0	0- 0				
3- 3	0- 1	1- 1	CONFERENCE	1- 1	1- 0	0- 0				
3- 1	0- 0	1- 1	HOME	1- 0	1- 0	0- 0				
0- 2	0- 1	0- 0	AWAY	0- 1	0- 0	0- 0				
0- 0	0- 0	0- 0	NEUTRAL	0- 0	0- 0	0- 0				

RPI 1-25				RPI 26-50				RPI 51-100				RPI 101+			
RPI	S	Opponent	Score	RPI	S	Opponent	Score	RPI	S	Opponent	Score	RPI	S	Opponent	Score
7	H	UConn	66 76	44	H	Southern Cal i forni a	66 59	52	A	Arizona	55 60	108	H	Washington	79 70
11	A	Arizona St.	61 62	45	A	Saint Mary's (CA)	81 78	64	H	Harvard	79 85	116	H	Houston	80 79
20	A	BYU	70 52	50	H	UCLA	79 84	76	N	Paci fi c	81 69	159	H	CSUN	67 42
								88	N	Tulane	65 57	249	A	San Di ego	70 53
								93	H	Washi ngton St.	77 63	300	H	UC Santa Barbara	69 45
								96	A	Penn St.	75 58				

Team's RPI: 33															
LAST 12 Division I GAMES:															
44	H	Southern Cal i forni a	66 59	108	H	Washington	79 70								
50	H	UCLA	79 84	93	H	Washington St.	77 63								
64	H	Harvard	79 85	11	A	Arizona St.	61 62								
7	H	UConn	66 76	52	A	Arizona	55 60								
300	H	UC Santa Barbara	69 45	159	H	CSUN	67 42								
45	A	Saint Mary's (CA)	81 78	249	A	San Di ego	70 53								

Non-Div I Games:

Cal i forni a

Average RPI Win: 276		WON-LOST RECORD	WINNING PCT. RANK	LAST 10 GAMES	STRENGTH OF SCHEDULE	OPP. STRENGTH OF SCHEDULE	TEAM RPI	ADJ. RPI	CONF. RPI	ADJ CONF. RPI
Average RPI Loss: 175										
DIV. I ONLY		5- 9	246	7-3	282	264	271	271	30	30
DIV. I NON-CONF.		3- 6	241	0- 0	252	217	256	256	30	30
TOTALS		RPI 1-25	RPI 26-50	W-L RECORDS	RPI 51-100	RPI 101-150	RPI 150+			
5- 9	0- 1		0- 0	OVERALL	0- 0	0- 1	5- 7			
2- 3	0- 0		0- 0	HOME	0- 0	0- 1	2- 2			
3- 5	0- 0		0- 0	AWAY	0- 0	0- 0	3- 5			
0- 1	0- 1		0- 0	NEUTRAL	0- 0	0- 0	0- 0			
3- 6	0- 1		0- 0	NON-CONFERENCE	0- 0	0- 1	3- 4			
1- 2	0- 0		0- 0	HOME	0- 0	0- 1	1- 1			
2- 3	0- 0		0- 0	AWAY	0- 0	0- 0	2- 3			
0- 1	0- 1		0- 0	NEUTRAL	0- 0	0- 0	0- 0			
2- 3	0- 0		0- 0	CONFERENCE	0- 0	0- 0	2- 3			
1- 1	0- 0		0- 0	HOME	0- 0	0- 0	1- 1			
1- 2	0- 0		0- 0	AWAY	0- 0	0- 0	1- 2			
0- 0	0- 0		0- 0	NEUTRAL	0- 0	0- 0	0- 0			

RPI 1-25				RPI 26-50				RPI 51-100				RPI 101+ Team' s RPI: 271			
RPI	S	Opponent	Score	RPI	S	Opponent	Score	RPI	S	Opponent	Score	RPI	S	Opponent	Score
20	N	BYU	69 76									107	H	Idaho St.	57 72
												159	A	CSUN	67 73
												180	A	New Mexico St.	69 76
												184	H	UC Ri versi de	65 57
												188	H	UMKC	74 78
												205	H	Cal St. Fullerton	65 79
												208	A	San Diego St.	67 83
												253	A	UTRGV	56 60
												254	A	Northern Ariz.	88 91
												268	A	Long Beach St.	85 83
												285	A	CSU Bakersfi el d	68 45
												300	A	UC Santa Barbara	76 64
												344	H	Chi cago St.	89 52
LAST 12 Division I GAMES:															
180	A	New Mexico St.	69 76	285	A	CSU Bakersfi el d	68 45								
300	A	UC Santa Barbara	76 64	344	H	Chi cago St.	89 52								
184	H	UC Ri versi de	65 57	188	H	UMKC	74 78								
159	A	CSUN	67 73	253	A	UTRGV	56 60								
20	N	BYU	69 76	254	A	Northern Ariz.	88 91								
208	A	San Diego St.	67 83	205	H	Cal St. Fullerton	65 79								

Non-Di v I Games:	La Sierra	91	44	Notre Dame de Namur	80	47	Fresno Paci fi c	93	71	Westcl i ff	133	43	Cal i forni a Bapti st
-------------------	-----------	----	----	---------------------	----	----	------------------	----	----	-------------	-----	----	------------------------

Average RPI Win:	297	WON-LOST	WINNING	LAST 10	STRENGTH OF	OPP. STRENGTH	TEAM	ADJ.	CONF.	ADJ CONF.
Average RPI Loss:	174	RECORD	PCT. RANK	GAMES	SCHEDULE	OF SCHEDULE	RPI	RPI	RPI	RPI
DIV. I ONLY	9- 7	135	4-6	318	327	238	238	28	28	
DIV. I NON-CONF.	6- 3	91	1- 0	310	307	203	203	29	29	
<hr/>										
TOTALS	RPI 1-25	RPI 26-50	W-L RECORDS	RPI 51-100	RPI 101-150	RPI 150+				
9- 7	0- 0	0- 0	OVERALL	0- 2	0- 1	9- 4				
4- 4	0- 0	0- 0	HOME	0- 1	0- 0	4- 3				
4- 3	0- 0	0- 0	AWAY	0- 1	0- 1	4- 1				
1- 0	0- 0	0- 0	NEUTRAL	0- 0	0- 0	1- 0				
6- 3	0- 0	0- 0	NON-CONFERENCE	0- 2	0- 0	6- 1				
2- 2	0- 0	0- 0	HOME	0- 1	0- 0	2- 1				
3- 1	0- 0	0- 0	AWAY	0- 1	0- 0	3- 0				
1- 0	0- 0	0- 0	NEUTRAL	0- 0	0- 0	1- 0				
3- 4	0- 0	0- 0	CONFERENCE	0- 0	0- 1	3- 3				
2- 2	0- 0	0- 0	HOME	0- 0	0- 0	2- 2				
1- 2	0- 0	0- 0	AWAY	0- 0	0- 1	1- 1				
0- 0	0- 0	0- 0	NEUTRAL	0- 0	0- 0	0- 0				

RPI 1-25				RPI 26-50				RPI 51-100				RPI 101+				Team's RPI: 238
RPI	S	Opponent	Score	RPI	S	Opponent	Score	RPI	S	Opponent	Score	RPI	S	Opponent	Score	
								58	H	Old Dominion	59 83	139	A	High Point	60 65	
								78	A	Boston College	56 76	194	H	Hampton	52 46	
												200	A	UNC Asheville	52 60	
												221	H	Howard	64 69	
												247	H	Gardner-Webb	38 52	
												260	A	Norfolk St.	57 49	
												277	H	Winthrop	46 59	
												292	H	Col. of Charleston	66 65	
												308	A	FIU	59 54	
												316	H	UNC Greensboro	53 49	
												318	N	Omaha	65 52	
												325	H	Presbyterian	51 46	
												328	A	Western Caro.	63 37	
												336	A	Charleston So.	60 58	
<hr/>																
LAST 12 Division I GAMES:																
200	A	UNC Asheville	52 60	308	A	FIU	59 54									
336	A	Charleston So.	60 58	139	A	High Point	60 65									
247	H	Gardner-Webb	38 52	194	H	Hampton	52 46									
325	H	Presbyterian	51 46	277	H	Winthrop	46 59									
78	A	Boston College	56 76	316	H	UNC Greensboro	53 49									
221	H	Howard	64 69	318	N	Omaha	65 52									

Non-Div I Games: William Peace 65 36 Columbia (SC) 93 46

Campbell

Average RPI Win:	299	WON-LOST	WINNING	LAST 10	STRENGTH OF	OPP. STRENGTH	TEAM	ADJ.	CONF.	ADJ CONF.
Average RPI Loss:	177	RECORD	PCT. RANK	GAMES	SCHEDULE	OF SCHEDULE	RPI	RPI	RPI	RPI
DIV. I ONLY	6- 12	255	5-5	300	251	296	296	27	27	
DIV. I NON-CONF.	2- 9	297	0- 0	264	248	324	324	28	28	
<hr/>										
TOTALS	RPI 1-25	RPI 26-50	W-L RECORDS	RPI 51-100	RPI 101-150	RPI 150+				
6- 12	0- 0	0- 1	OVERALL	0- 2	0- 2	6- 7				
3- 7	0- 0	0- 1	HOME	0- 2	0- 2	3- 2				
3- 5	0- 0	0- 0	AWAY	0- 0	0- 0	3- 5				
0- 0	0- 0	0- 0	NEUTRAL	0- 0	0- 0	0- 0				
2- 9	0- 0	0- 1	NON-CONFERENCE	0- 1	0- 1	2- 6				
1- 5	0- 0	0- 1	HOME	0- 1	0- 1	1- 2				
1- 4	0- 0	0- 0	AWAY	0- 0	0- 0	1- 4				
0- 0	0- 0	0- 0	NEUTRAL	0- 0	0- 0	0- 0				
4- 3	0- 0	0- 0	CONFERENCE	0- 1	0- 1	4- 1				
2- 2	0- 0	0- 0	HOME	0- 1	0- 1	2- 0				
2- 1	0- 0	0- 0	AWAY	0- 0	0- 0	2- 1				
0- 0	0- 0	0- 0	NEUTRAL	0- 0	0- 0	0- 0				

RPI	S	Opponent	Score	RPI	S	Opponent	Score	RPI	S	Opponent	Score	RPI	S	Opponent	Score
35	H	Buffalo	66 84	61	H	Quinnipiac	42 55	123	H	Youngstown St.	36 62	132	H	Marist	66 71
				91	H	Miami (OH)	59 62	179	A	Akron	53 62	233	A	Colgate	53 67
								235	H	Bowling Green	53 74	243	A	St. Bonaventure	94 100
								245	A	Monmouth	61 67	253	H	UTRGV	53 57
								255	A	Albany (NY)	48 42	269	H	Vermont	67 46
								297	A	Oakland	60 71	298	A	Saint Peter's	75 62
								301	H	Fairfield	53 50	333	A	Iona	48 40
								340	H	Manhattan	47 44				
LAST 12 Division I GAMES:															
333	A	Iona	48 40	245	A	Monmouth	61 67								
132	H	Marist	66 71	61	H	Quinnipiac	42 55								
340	H	Manhattan	47 44	301	H	Fairfield	53 50								
269	H	Vermont	67 46	298	A	Saint Peter's	75 62								
179	A	Akron	53 62	35	H	Buffalo	66 84								
235	H	Bowling Green	53 74	123	H	Youngstown St.	36 62								

Non-Div I Games:

Canisius

Average RPI Win:	322	WON-LOST	WINNING	LAST 10	STRENGTH OF	OPP. STRENGTH	TEAM	ADJ.	CONF.	ADJ CONF.
Average RPI Loss:	169	RECORD	PCT. RANK	GAMES	SCHEDULE	OF SCHEDULE	RPI	RPI	RPI	RPI
DIV. I ONLY	3- 10	300	3-7	292	273	306	306	26	26	
DIV. I NON-CONF.	1- 5	311	0- 0	243	210	284	284	24	24	

TOTALS	RPI 1-25	RPI 26-50	W-L RECORDS	RPI 51-100	RPI 101-150	RPI 150+				
3- 10	0- 1	0- 1	OVERALL	0- 1	0- 2	3- 5				
1- 3	0- 0	0- 0	HOME	0- 0	0- 1	1- 2				
2- 7	0- 1	0- 1	AWAY	0- 1	0- 1	2- 3				
0- 0	0- 0	0- 0	NEUTRAL	0- 0	0- 0	0- 0				
1- 5	0- 1	0- 1	NON-CONFERENCE	0- 0	0- 2	1- 1				
0- 1	0- 0	0- 0	HOME	0- 0	0- 1	0- 0				
1- 4	0- 1	0- 1	AWAY	0- 0	0- 1	1- 1				
0- 0	0- 0	0- 0	NEUTRAL	0- 0	0- 0	0- 0				
2- 5	0- 0	0- 0	CONFERENCE	0- 1	0- 0	2- 4				
1- 2	0- 0	0- 0	HOME	0- 0	0- 0	1- 2				
1- 3	0- 0	0- 0	AWAY	0- 1	0- 0	1- 2				
0- 0	0- 0	0- 0	NEUTRAL	0- 0	0- 0	0- 0				

RPI 1-25				RPI 26-50				RPI 51-100				RPI 101+				Team's RPI: 306
RPI	S	Opponent	Score	RPI	S	Opponent	Score	RPI	S	Opponent	Score	RPI	S	Opponent	Score	
21	A	Texas A&M	27 84	39	A	Kansas St.	54 70	71	A	Lamar University	37 57	136	H	South Alabama	50 58	
												143	A	Oklahoma	52 65	
												204	H	Nicholls St.	60 64	
												229	A	Sam Houston St.	62 66	
												242	A	Southeastern La.	53 62	
												274	H	A&M-Corpus Christi	65 73	
												304	H	Incarnate Word	74 43	
												313	A	New Orleans	62 60	
												334	A	Jackson St.	56 65	
												350	A	Alcorn	57 46	
LAST 12 Division I GAMES:																
229	A	Sam Houston St.	62 66	313	A	New Orleans	62 60									
242	A	Southeastern La.	53 62	204	H	Nicholls St.	60 64									
274	H	A&M-Corpus Christi	65 73	304	H	Incarnate Word	74 43									
39	A	Kansas St.	54 70	71	A	Lamar University	37 57									
21	A	Texas A&M	27 84	350	A	Alcorn	57 46									
143	A	Oklahoma	52 65	136	H	South Alabama	50 58									

Non-Div I Games: Central Baptist 55 34 Crowley's Ridge 91 33 Williams Baptist 70 35 Hendrix 72 40 Central Ark.

Average RPI Win:	286	WON-LOST	WINNING	LAST 10	STRENGTH OF	OPP. STRENGTH	TEAM	ADJ.	CONF.	ADJ CONF.
Average RPI Loss:	178	RECORD	PCT. RANK	GAMES	SCHEDULE	OF SCHEDULE	RPI	RPI	RPI	RPI
DIV. I ONLY	4- 12	290	3-7	246	274	291	291	31	31	
DIV. I NON-CONF.	3- 7	256	0- 0	136	180	219	219	31	31	
<hr/>										
TOTALS	RPI 1-25	RPI 26-50	W-L RECORDS	RPI 51-100	RPI 101-150	RPI 150+				
4- 12	0- 1	0- 1	OVERALL	0- 1	0- 2	4- 7				
2- 5	0- 0	0- 1	HOME	0- 1	0- 1	2- 2				
2- 7	0- 1	0- 0	AWAY	0- 0	0- 1	2- 5				
0- 0	0- 0	0- 0	NEUTRAL	0- 0	0- 0	0- 0				
3- 7	0- 1	0- 1	NON-CONFERENCE	0- 1	0- 2	3- 2				
1- 3	0- 0	0- 1	HOME	0- 1	0- 1	1- 0				
2- 4	0- 1	0- 0	AWAY	0- 0	0- 1	2- 2				
0- 0	0- 0	0- 0	NEUTRAL	0- 0	0- 0	0- 0				
1- 5	0- 0	0- 0	CONFERENCE	0- 0	0- 0	1- 5				
1- 2	0- 0	0- 0	HOME	0- 0	0- 0	1- 2				
0- 3	0- 0	0- 0	AWAY	0- 0	0- 0	0- 3				
0- 0	0- 0	0- 0	NEUTRAL	0- 0	0- 0	0- 0				

RPI 1-25				RPI 26-50				RPI 51-100				RPI 101+ Team's RPI: 291			
RPI	S	Opponent	Score	RPI	S	Opponent	Score	RPI	S	Opponent	Score	RPI	S	Opponent	Score
16	A	Rutgers	44 73	35	H	Buffal o	69 82	100	H	Hartford	52 54	105	A	Yale	46 58
												131	H	Lehi gh	62 88
												182	A	Massachusetts	59 74
												207	A	Brown	63 68
												212	A	Sacred Heart	61 66
												241	A	Mt. St. Mary's	53 84
												244	H	Robert Morris	57 64
												255	A	Al bany (NY)	60 53
												259	H	Saint Francis (PA)	73 62
												310	H	New Hampshi re	56 47
												315	H	Wagner	63 75
												320	A	Morgan St.	60 36
												347	A	Fai rlei gh Dickin son	67 74
<hr/>															
LAST 12 Division I GAMES:															
315	H	Wagner	63 75	244	H	Robert Morris	57 64								
212	A	Sacred Heart	61 66	259	H	Saint Francis (PA)	73 62								
100	H	Hartford	52 54	241	A	Mt. St. Mary's	53 84								
105	A	Yale	46 58	347	A	Fai rlei gh Dickin son	67 74								
310	H	New Hampshi re	56 47	35	H	Buffal o	69 82								
255	A	Al bany (NY)	60 53	320	A	Morgan St.	60 36								

Non-Div I Games:

Central Conn. St.

Average RPI Loss: 59

DIV. I ONLY	13- 5	55	6-4	30	43	22	22	8	8
DIV. I NON-CONF.	9- 3	61	0- 0	84	7	34	34	8	8
TOTALS	RPI 1-25	RPI 26-50	W-L RECORDS	RPI 51-100	RPI 101-150	RPI 150+			
13- 5	1- 1	2- 1	OVERALL	3- 3	3- 0	4- 0			
4- 3	1- 1	0- 1	HOME	0- 1	1- 0	2- 0			
8- 1	0- 0	2- 0	AWAY	3- 1	1- 0	2- 0			
1- 1	0- 0	0- 0	NEUTRAL	0- 1	1- 0	0- 0			
9- 3	1- 1	1- 1	NON-CONFERENCE	2- 1	2- 0	3- 0			
3- 2	1- 1	0- 1	HOME	0- 0	1- 0	1- 0			
5- 0	0- 0	1- 0	AWAY	2- 0	0- 0	2- 0			
1- 1	0- 0	0- 0	NEUTRAL	0- 1	1- 0	0- 0			
4- 2	0- 0	1- 0	CONFERENCE	1- 2	1- 0	1- 0			
1- 1	0- 0	0- 0	HOME	0- 1	0- 0	1- 0			
3- 1	0- 0	1- 0	AWAY	1- 1	1- 0	0- 0			
0- 0	0- 0	0- 0	NEUTRAL	0- 0	0- 0	0- 0			

RPI 1-25				Team's RPI: 22				RPI 26-50				RPI 51-100				RPI 101+			
RPI	S	Opponent	Score	RPI	S	Opponent	Score	RPI	S	Opponent	Score	RPI	S	Opponent	Score	RPI	S	Opponent	Score
5	H	Louisville	68 72	30	A	Miami (FL)	90 80	61	A	Quinnipiac	67 52	112	A	Northern Ill.	89 66				
17	H	UCF	75 68	32	H	South Dakota St.	71 80	77	A	Toledo	59 62	125	H	Western Ky.	108 90				
				34	A	Ohio	88 70	87	A	Virginia	74 61	133	N	Chattanooga	73 50				
								88	N	Tulane	57 68	165	A	Vanderbilt	66 57				
								89	A	Kent St.	82 75	179	H	Akron	94 71				
								91	H	Miami (OH)	67 70	297	H	Oakland	104 61				
												333	A	Iona	82 39				
LAST 12 Division I GAMES:																			
				34	A	Ohio	88 70	77	A	Toledo	59 62								
				179	H	Akron	94 71	89	A	Kent St.	82 75								
				30	A	Miami (FL)	90 80	91	H	Miami (OH)	67 70								
				88	N	Tulane	57 68	112	A	Northern Ill.	89 66								
				5	H	Louisville	68 72	61	A	Quinnipiac	67 52								
				165	A	Vanderbilt	66 57	333	A	Iona	82 39								

Central Mich.

Average RPI Win: 344		WON-LOST RECORD	WINNING PCT. RANK	LAST 10 GAMES	STRENGTH OF SCHEDULE	OPP. STRENGTH OF SCHEDULE	TEAM RPI	ADJ. RPI	CONF. RPI	ADJ. CONF. RPI
Average RPI Loss: 212										
DIV. I ONLY		2- 12	327	4-6	307	336	336	336	28	28
DIV. I NON-CONF.		0- 8	336	0- 0	284	308	348	348	29	29
TOTALS		RPI 1-25	RPI 26-50	W-L RECORDS	RPI 51-100	RPI 101-150	RPI 150+			
2- 12	0- 0		0- 0	OVERALL	0- 0	0- 4	2- 8			
0- 6	0- 0		0- 0	HOME	0- 0	0- 3	0- 3			
2- 6	0- 0		0- 0	AWAY	0- 0	0- 1	2- 5			
0- 0	0- 0		0- 0	NEUTRAL	0- 0	0- 0	0- 0			
0- 8	0- 0		0- 0	NON-CONFERENCE	0- 0	0- 3	0- 5			
0- 3	0- 0		0- 0	HOME	0- 0	0- 2	0- 1			
0- 5	0- 0		0- 0	AWAY	0- 0	0- 1	0- 4			
0- 0	0- 0		0- 0	NEUTRAL	0- 0	0- 0	0- 0			
2- 4	0- 0		0- 0	CONFERENCE	0- 0	0- 1	2- 3			
0- 3	0- 0		0- 0	HOME	0- 0	0- 1	0- 2			
2- 1	0- 0		0- 0	AWAY	0- 0	0- 0	2- 1			
0- 0	0- 0		0- 0	NEUTRAL	0- 0	0- 0	0- 0			

RPI 1-25				RPI 26-50				RPI 51-100				RPI 101+				Team's RPI: 336	
RPI	S	Opponent	Score	RPI	S	Opponent	Score	RPI	S	Opponent	Score	RPI	S	Opponent	Score		
												113	H	Tennessee Tech	55	77	
												118	A	Georgia	75	83	
												141	H	Davidson	34	72	
												146	H	Radford	41	67	
												194	H	Hampton	66	74	
												195	H	Jacksonville	58	68	
												214	A	Florida	60	70	
												238	H	Campbell	58	60	
												277	A	Winthrop	52	57	
												292	A	Col. of Charleston	52	79	
												299	A	North Florida	76	82	
												312	A	South Carolina St.	58	67	
												341	A	USC Upstate	78	75	
												346	A	Longwood	81	74	
LAST 12 Division I GAMES:																	
				277	A	Winthrop	52	57				341	A	USC Upstate	78	75	
				194	H	Hampton	66	74				146	H	Radford	41	67	
				214	A	Florida	60	70				346	A	Longwood	81	74	
				292	A	Col. of Charleston	52	79				238	H	Campbell	58	60	
				118	A	Georgia	75	83				195	H	Jacksonville	58	68	
				299	A	North Florida	76	82				113	H	Tennessee Tech	55	77	

Non-Div I Games:	Converse	101	50	Columbia (SC)	89	57	Erskine	74	50
------------------	----------	-----	----	---------------	----	----	---------	----	----

Charleston So.

■ Loss, ■ Non-Conf, S Site, H Home A Away N Neutral

Average RPI Win:	221	WON-LOST	WINNING	LAST 10	STRENGTH OF	OPP. STRENGTH	TEAM	ADJ.	CONF.	ADJ CONF.
Average RPI Loss:	150	RECORD	PCT. RANK	GAMES	SCHEDULE	OF SCHEDULE	RPI	RPI	RPI	RPI
DIV. I ONLY	11- 8	129	5-5	222	179	164	164	15	15	
DIV. I NON-CONF.	8- 4	91	1- 0	112	238	88	88	18	18	

TOTALS	RPI 1-25	RPI 26-50	W-L RECORDS	RPI 51-100	RPI 101-150	RPI 150+				
11- 8	0- 0	0- 0	OVERALL	1- 1	2- 4	8- 3				
9- 1	0- 0	0- 0	HOME	1- 0	1- 1	7- 0				
1- 7	0- 0	0- 0	AWAY	0- 1	1- 3	0- 3				
1- 0	0- 0	0- 0	NEUTRAL	0- 0	0- 0	1- 0				
8- 4	0- 0	0- 0	NON-CONFERENCE	1- 1	2- 2	5- 1				
6- 1	0- 0	0- 0	HOME	1- 0	1- 1	4- 0				
1- 3	0- 0	0- 0	AWAY	0- 1	1- 1	0- 1				
1- 0	0- 0	0- 0	NEUTRAL	0- 0	0- 0	1- 0				
3- 4	0- 0	0- 0	CONFERENCE	0- 0	0- 2	3- 2				
3- 0	0- 0	0- 0	HOME	0- 0	0- 0	3- 0				
0- 4	0- 0	0- 0	AWAY	0- 0	0- 2	0- 2				
0- 0	0- 0	0- 0	NEUTRAL	0- 0	0- 0	0- 0				

RPI 1-25				RPI 26-50				RPI 51-100				RPI 101+				Team's RPI: 164
RPI	S	Opponent	Score	RPI	S	Opponent	Score	RPI	S	Opponent	Score	RPI	S	Opponent	Score	
								79	H	Wright St.	88 85	121	H	Wake Forest	43 69	
								87	A	Virginia	61 65	125	A	Western Ky.	58 76	
												130	A	Fordham	64 71	
												131	A	Lehigh	62 60	
												141	H	Davidson	78 66	
												144	A	Louisiana Tech	51 88	
												173	A	Mercer	40 57	
												191	A	Southern Miss.	54 65	
												200	H	UNC Asheville	70 53	
												217	H	East Carolina	52 46	
												230	A	Marshall	62 63	
												262	H	UTSA	66 54	
												267	N	Liberty	63 61	
												272	H	Wofford	85 63	
												276	H	Bethune-Cookman	73 69	
												283	H	Fla. Atlantic	68 47	
												308	H	FIU	69 54	

LAST 12 Division I GAMES:																
283	H	Fla. Atlantic	68 47	131	A	Lehigh	62 60									
308	H	FIU	69 54	262	H	UTSA	66 54									
230	A	Marshall	62 63	144	A	Louisiana Tech	51 88									
125	A	Western Ky.	58 76	191	A	Southern Miss.	54 65									
87	A	Virginia	61 65	141	H	Davidson	78 66									
276	H	Bethune-Cookman	73 69	79	H	Wright St.	88 85									

Non-Div I Games:

Charlotte

Average RPI		Win: 214	WON-LOST RECORD	WINNING PCT. RANK	LAST 10 GAMES	STRENGTH OF SCHEDULE	OPP. STRENGTH OF SCHEDULE	TEAM RPI	ADJ. RPI	CONF. RPI	ADJ. CONF. RPI
Loss: 66											
DIV. I ONLY			7- 11	233	4-6	16	158	133	133	24	24
DIV. I NON-CONF.			4- 10	264	1- 0	6	76	102	102	25	25
TOTALS		RPI 1-25		RPI 26-50		W-L RECORDS	RPI 51-100	RPI 101-150		RPI 150+	
7- 11	0- 4			0- 1		OVERALL	1- 3	0- 2		6- 1	
4- 5	0- 2			0- 1		HOME	0- 1	0- 1		4- 0	
1- 4	0- 1			0- 0		AWAY	0- 1	0- 1		1- 1	
2- 2	0- 1			0- 0		NEUTRAL	1- 1	0- 0		1- 0	
4- 10	0- 4			0- 1		NON-CONFERENCE	1- 3	0- 2		3- 0	
1- 5	0- 2			0- 1		HOME	0- 1	0- 1		1- 0	
1- 3	0- 1			0- 0		AWAY	0- 1	0- 1		1- 0	
2- 2	0- 1			0- 0		NEUTRAL	1- 1	0- 0		1- 0	
3- 1	0- 0			0- 0		CONFERENCE	0- 0	0- 0		3- 1	
3- 0	0- 0			0- 0		HOME	0- 0	0- 0		3- 0	
0- 1	0- 0			0- 0		AWAY	0- 0	0- 0		0- 1	
0- 0	0- 0			0- 0		NEUTRAL	0- 0	0- 0		0- 0	

RPI 1-25					
RPI	S	Opponent	Score		
5	H	Louisville	49	75	
6	H	NC State	58	78	
17	A	UCF	37	75	
22	N	Central Mich.	50	73	

RPI 26-50					
RPI	S	Opponent	Score		
32	H	South Dakota St.	54	71	

RPI 51-100					
RPI	S	Opponent	Score		
59	N	Maine	66	61	
73	N	Middle Tenn.	47	58	
75	H	Belmont	51	67	
86	A	Virginia Tech	59	74	

RPI 101+					
RPI	S	Opponent	Score		
106	A	Northern Colo.	65	68	
135	H	UT Martin	79	81	
173	A	Mercer	58	65	
194	A	Hampton	58	50	
199	N	Saint Louis	71	61	
250	H	Furman	73	53	
258	H	ETSU	76	67	
267	H	Liberty	75	60	
272	H	Wofford	89	82	

Team's RPI: 133					
RPI	S	Opponent	Score		
106	A	Northern Colo.	65	68	
135	H	UT Martin	79	81	
173	A	Mercer	58	65	
194	A	Hampton	58	50	
199	N	Saint Louis	71	61	
250	H	Furman	73	53	
258	H	ETSU	76	67	
267	H	Liberty	75	60	
272	H	Wofford	89	82	

LAST 12 Division I GAMES:					
258	H	ETSU	76	67	
73	N	Middle Tenn.	47	58	
6	H	NC State	58	78	
75	H	Belmont	51	67	
106	A	Northern Colo.	65	68	
32	H	South Dakota St.	54	71	
59	N	Maine	66	61	
173	A	Mercer	58	65	
250	H	Furman	73	53	
272	H	Wofford	89	82	
17	A	UCF	37	75	
135	H	UT Martin	79	81	

Non-Div l Games: Lee

61 55

Chattanooga

■ Loss, ■ Non-Conf, S Site, H Home A Away N Neutral

Average RPI Win:	337	WON-LOST	WINNING	LAST 10	STRENGTH OF	OPP. STRENGTH	TEAM	ADJ.	CONF.	ADJ CONF.
Average RPI Loss:	214	RECORD	PCT. RANK	GAMES	SCHEDULE	OF SCHEDULE	RPI	RPI	RPI	RPI
DIV. I ONLY	1- 17	346	1-9	259	341	344	344	30	30	
DIV. I NON-CONF.	0- 13	336	0- 0	140	340	335	335	30	30	

TOTALS	RPI 1-25	RPI 26-50	W-L RECORDS	RPI 51-100	RPI 101-150	RPI 150+				
1- 17	0- 0	0- 0	OVERALL	0- 1	0- 3	1- 13				
1- 7	0- 0	0- 0	HOME	0- 0	0- 1	1- 6				
0- 9	0- 0	0- 0	AWAY	0- 1	0- 2	0- 6				
0- 1	0- 0	0- 0	NEUTRAL	0- 0	0- 0	0- 1				
0- 13	0- 0	0- 0	NON-CONFERENCE	0- 1	0- 3	0- 9				
0- 5	0- 0	0- 0	HOME	0- 0	0- 1	0- 4				
0- 7	0- 0	0- 0	AWAY	0- 1	0- 2	0- 4				
0- 1	0- 0	0- 0	NEUTRAL	0- 0	0- 0	0- 1				
1- 4	0- 0	0- 0	CONFERENCE	0- 0	0- 0	1- 4				
1- 2	0- 0	0- 0	HOME	0- 0	0- 0	1- 2				
0- 2	0- 0	0- 0	AWAY	0- 0	0- 0	0- 2				
0- 0	0- 0	0- 0	NEUTRAL	0- 0	0- 0	0- 0				

RPI 1-25				RPI 26-50				RPI 51-100				RPI 101+				Team's RPI: 344
RPI	S	Opponent	Score	RPI	S	Opponent	Score	RPI	S	Opponent	Score	RPI	S	Opponent	Score	
								69	A	Northwestern	35 97	112	A	Northern Ill.	52 114	
												138	A	Morehead St.	68 104	
												147	H	UAB	45 90	
												170	A	Bradley	59 89	
												177	A	Wisconsin	38 85	
												181	A	Xavier	57 91	
												188	H	UMKC	58 111	
												207	H	Brown	65 90	
												213	H	SIUE	66 82	
												226	A	Loyola Chicago	40 76	
												271	A	California Baptist	52 89	
												275	N	St. Francis Brooklyn	73 110	
												285	H	CSU Bakersfield	56 67	
												305	H	Valparaiso	70 76	
												337	H	Grand Canyon	50 48	
												338	A	Seattle U	54 90	
												343	H	Evansville	58 67	
LAST 12 Division I GAMES:																
188	H	UMKC	58 111	338	A	Seattle U	54 90									
207	H	Brown	65 90	285	H	CSU Bakersfield	56 67									
170	A	Bradley	59 89	337	H	Grand Canyon	50 48									
112	A	Northern Ill.	52 114	271	A	California Baptist	52 89									
69	A	Northwestern	35 97	213	H	SIUE	66 82									
177	A	Wisconsin	38 85	305	H	Valparaiso	70 76									

Non-Div I Games:

Chicago St.

Cincinnati

C
i
n
c
i
n
n
a
t
i

Ci nci nnati

C
l
e
m
s
o
n

Clemson				Through Games Of Jan. 24, 2019							
Average RPI Win:		137	WON-LOST RECORD	WINNING PCT. RANK	LAST 10 GAMES	STRENGTH OF SCHEDULE	OPP. STRENGTH OF SCHEDULE	TEAM RPI	ADJ. RPI	CONF. RPI	ADJ CONF. RPI
Average RPI Loss:		58									
DIV. I ONLY		14- 6	72	7-3	39	26	38	38	1	1	
DIV. I NON-CONF.		9- 4	85	1- 0	136	72	100	100	1	1	

TOTALS		RPI 1-25	RPI 26-50	W-L RECORDS	RPI 51-100	RPI 101-150	RPI 150+				
14- 6	1- 3	2- 1	OVERALL	2- 0	4- 2	5- 0					
10- 2	0- 1	1- 0	HOME	2- 0	2- 1	5- 0					
3- 3	1- 2	1- 0	AWAY	0- 0	1- 1	0- 0					
1- 1	0- 0	0- 1	NEUTRAL	0- 0	1- 0	0- 0					
9- 4	0- 1	0- 1	NON-CONFERENCE	1- 0	3- 2	5- 0					
8- 1	0- 0	0- 0	HOME	1- 0	2- 1	5- 0					
0- 2	0- 1	0- 0	AWAY	0- 0	0- 1	0- 0					
1- 1	0- 0	0- 1	NEUTRAL	0- 0	1- 0	0- 0					
5- 2	1- 2	2- 0	CONFERENCE	1- 0	1- 0	0- 0					
2- 1	0- 1	1- 0	HOME	1- 0	0- 0	0- 0					
3- 1	1- 1	1- 0	AWAY	0- 0	1- 0	0- 0					
0- 0	0- 0	0- 0	NEUTRAL	0- 0	0- 0	0- 0					

RPI 1-25				RPI 26-50		Team's RPI: 38		RPI 51-100		RPI 101+	
RPI	S	Opponent	Score	RPI	S	Opponent	Score	RPI	S	Opponent	Score
6	A	NC State	51 54	30	A	Mi ami (FL)	76 67	75	H	Bel mont	65 62
9	H	Syracuse	75 84	36	H	Georgi a Tech	71 61	87	H	Vi rgi ni a	71 65
18	A	South Caroli na	57 69	49	N	Tennessee	66 78				
25	A	Flori da St.	57 45								

LAST 12 Division I GAMES:											
25	A	Flori da St.	57 45	143	N	OkI ahoma	74 62				
30	A	Mi ami (FL)	76 67	6	A	NC State	51 54				
87	H	Vi rgi ni a	71 65	114	A	Pitt sburgh	65 59				
9	H	Syracuse	75 84	36	H	Georgi a Tech	71 61				
102	H	Appal achi an St.	87 48	141	H	Davi dson	80 90				
230	H	Marshall	68 54	176	H	Rhode Isl and	80 67				

C
l
e
m
s
o
n

Non-Div I Games:

Clemson

Average RPI Win:	284	WON-LOST	WINNING	LAST 10	STRENGTH OF	OPP. STRENGTH	TEAM	ADJ.	CONF.	ADJ CONF.
Average RPI Loss:	141	RECORD	PCT. RANK	GAMES	SCHEDULE	OF SCHEDULE	RPI	RPI	RPI	RPI
DIV. I ONLY	5- 12	268	4-6	182	245	263	263	20	20	
DIV. I NON-CONF.	1- 8	322	0- 0	38	293	264	264	19	19	

TOTALS	RPI 1-25	RPI 26-50	W-L RECORDS	RPI 51-100	RPI 101-150	RPI 150+				
5- 12	0- 0	0- 1	OVERALL	0- 4	0- 1	5- 6				
3- 4	0- 0	0- 0	HOME	0- 2	0- 1	3- 1				
2- 7	0- 0	0- 1	AWAY	0- 1	0- 0	2- 5				
0- 1	0- 0	0- 0	NEUTRAL	0- 1	0- 0	0- 0				
1- 8	0- 0	0- 1	NON-CONFERENCE	0- 2	0- 0	1- 5				
1- 2	0- 0	0- 0	HOME	0- 1	0- 0	1- 1				
0- 5	0- 0	0- 1	AWAY	0- 0	0- 0	0- 4				
0- 1	0- 0	0- 0	NEUTRAL	0- 1	0- 0	0- 0				
4- 4	0- 0	0- 0	CONFERENCE	0- 2	0- 1	4- 1				
2- 2	0- 0	0- 0	HOME	0- 1	0- 1	2- 0				
2- 2	0- 0	0- 0	AWAY	0- 1	0- 0	2- 1				
0- 0	0- 0	0- 0	NEUTRAL	0- 0	0- 0	0- 0				

RPI	S	Opponent	Score	RPI	S	Opponent	Score	RPI	S	Opponent	Score	RPI	S	Opponent	Score
34	A	Ohio	54 72	65	A	Green Bay	53 62	142	H	IUPUI	50 75	170	H	Bradley	65 67
				77	H	Tolledo	60 65	175	A	Ball St.	62 67	183	H	Illinois St.	67 63
				79	H	Wright St.	65 70	186	A	Eastern Mich.	63 69	193	A	Milwaukee	53 59
				88	N	Tulane	72 81	230	A	Marshall	64 86	249	A	San Diego	82 83
								279	H	Northern Ky.	76 47	297	A	Oakland	64 62
								330	A	Detroit Mercy	67 49	332	H	UIC	71 53

LAST 12 Division I GAMES:															
332	H	UIC	71 53	79	H	Wright St.	65 70	193	A	Milwaukee	53 59	65	A	Green Bay	53 62
142	H	IUPUI	50 75	279	H	Northern Ky.	76 47	77	H	Tolledo	60 65	34	A	Ohio	54 72
330	A	Detroit Mercy	67 49	65	A	Green Bay	53 62	230	A	Marshall	64 86				
297	A	Oakland	64 62	77	H	Tolledo	60 65								
170	H	Bradley	65 67												
230	A	Marshall	64 86												

Non-Div I Games: Lake Erie 79 49 Salem (WV) 113 81

Cleveland and St.

Average RPI Win: 294

Average RPI Loss: 115

WON-LOST
RECORDWINNING
PCT. RANKLAST 10
GAMESSTRENGTH OF
SCHEDULEOPP. STRENGTH
OF SCHEDULETEAM
RPIADJ.
RPICONF.
RPIADJ CONF.
RPI

DIV. I ONLY	6- 9	229	2-8	157	289	215	215	14	14
DIV. I NON-CONF.	6- 3	91	0- 0	288	334	191	191	15	15
TOTALS	RPI 1-25	RPI 26-50	W-L RECORDS	RPI 51-100	RPI 101-150	RPI 150+			
6- 9	0- 0	0- 0	OVERALL	0- 4	0- 3	6- 2			
4- 3	0- 0	0- 0	HOME	0- 2	0- 1	4- 0			
2- 4	0- 0	0- 0	AWAY	0- 0	0- 2	2- 2			
0- 2	0- 0	0- 0	NEUTRAL	0- 2	0- 0	0- 0			
6- 3	0- 0	0- 0	NON-CONFERENCE	0- 2	0- 0	6- 1			
4- 0	0- 0	0- 0	HOME	0- 0	0- 0	4- 0			
2- 1	0- 0	0- 0	AWAY	0- 0	0- 0	2- 1			
0- 2	0- 0	0- 0	NEUTRAL	0- 2	0- 0	0- 0			
0- 6	0- 0	0- 0	CONFERENCE	0- 2	0- 3	0- 1			
0- 3	0- 0	0- 0	HOME	0- 2	0- 1	0- 0			
0- 3	0- 0	0- 0	AWAY	0- 0	0- 2	0- 1			
0- 0	0- 0	0- 0	NEUTRAL	0- 0	0- 0	0- 0			

RPI 1-25				RPI 26-50				RPI 51-100				RPI 101+				Team's RPI: 215
RPI	S	Opponent	Score	RPI	S	Opponent	Score	RPI	S	Opponent	Score	RPI	S	Opponent	Score	
								57	N	Auburn	78 84	102	A	Appalachian St.	53 67	
								81	N	Rice	52 56	126	A	UT Arlington	53 79	
								92	H	Little Rock	47 60	136	H	South Alabama	78 88	
								99	H	Troy	81 82	156	A	Texas St.	58 73	
												184	A	UC Riverside	43 62	
												225	H	Memphis	90 71	
												235	H	Bowling Green	81 80	
												312	H	South Carolina St.	57 44	
												316	A	UNC Greensboro	78 71	
												328	H	Western Caro.	77 59	
												349	A	N.C. Central	89 66	
LAST 12 Division I GAMES:																
136	H	South Alabama	78 88	92	H	Little Rock	47 60									
99	H	Troy	81 82	102	A	Appalachian St.	53 67									
316	A	UNC Greensboro	78 71	126	A	UT Arlington	53 79									
81	N	Rice	52 56	156	A	Texas St.	58 73									
57	N	Auburn	78 84	225	H	Memphis	90 71									
349	A	N.C. Central	89 66	235	H	Bowling Green	81 80									

Non-Div I Games: N.C. Wesleyan 126 65 Meredith 128 39

Coastal Caro.

■ Loss,
 ■ Non-Conf,
 ■ S Site,
 ■ Home
 ■ Away
 N Neutral

Average RPI Win:	281	WON-LOST	WINNING	LAST 10	STRENGTH OF	OPP. STRENGTH	TEAM	ADJ.	CONF.	ADJ CONF.
Average RPI Loss:	193	RECORD	PCT. RANK	GAMES	SCHEDULE	OF SCHEDULE	RPI	RPI	RPI	RPI
DIV. I ONLY	4- 11	286	3-7	237	343	292	292	10	10	
DIV. I NON-CONF.	3- 7	256	0- 0	323	351	336	336	13	13	

TOTALS	RPI 1-25	RPI 26-50	W-L RECORDS	RPI 51-100	RPI 101-150	RPI 150+				
4- 11	0- 0	0- 0	OVERALL	0- 1	1- 3	3- 7				
2- 5	0- 0	0- 0	HOME	0- 1	0- 1	2- 3				
2- 6	0- 0	0- 0	AWAY	0- 0	1- 2	1- 4				
0- 0	0- 0	0- 0	NEUTRAL	0- 0	0- 0	0- 0				
3- 7	0- 0	0- 0	NON-CONFERENCE	0- 0	0- 1	3- 6				
2- 3	0- 0	0- 0	HOME	0- 0	0- 0	2- 3				
1- 4	0- 0	0- 0	AWAY	0- 0	0- 1	1- 3				
0- 0	0- 0	0- 0	NEUTRAL	0- 0	0- 0	0- 0				
1- 4	0- 0	0- 0	CONFERENCE	0- 1	1- 2	0- 1				
0- 2	0- 0	0- 0	HOME	0- 1	0- 1	0- 0				
1- 2	0- 0	0- 0	AWAY	0- 0	1- 1	0- 1				
0- 0	0- 0	0- 0	NEUTRAL	0- 0	0- 0	0- 0				

RPI 1-25				RPI 26-50				RPI 51-100				RPI 101+ Team's RPI: 292			
RPI	S	Opponent	Score	RPI	S	Opponent	Score	RPI	S	Opponent	Score	RPI	S	Opponent	Score
								55	H	James Madison	50 91	102	A	Appalachian St.	66 80
												103	H	Towson	61 77
												117	A	UNCW	49 71
												148	A	William & Mary	66 54
												190	A	Elon	68 76
												196	A	George Mason	52 66
												238	A	Campbell	65 66
												250	H	Furman	67 70
												272	A	Wofford	58 78
												277	H	Winthrop	64 71
												312	H	South Carolina St.	75 51
												325	H	Presbyterian	65 71
												326	A	Lipscomb	65 63
												336	H	Charleston So.	79 52
LAST 12 Division I GAMES:															
117	A	UNCW	49 71	55	H	James Madison	50 91	103	H	Towson	61 77				
196	A	George Mason	52 66	148	A	William & Mary	66 54	190	A	Elon	68 76				
325	H	Presbyterian	65 71	277	H	Winthrop	64 71	250	H	Furman	67 70				
336	H	Charleston So.	79 52												
326	A	Lipscomb	65 63												
102	A	Appalachian St.	66 80												

Non-Div I Games: North Greenville 95 62

Col. of Charleston

C
o
l
g
a
t
e

Colgate				Through Games Of Jan. 24, 2019							
Average RPI	Win:	275	WON-LOST	WINNING	LAST 10	STRENGTH OF	OPP. STRENGTH	TEAM	ADJ.	CONF.	ADJ CONF.
Average RPI	Loss:	172	RECORD	PCT. RANK	GAMES	SCHEDULE	OF SCHEDULE	RPI	RPI	RPI	RPI
DIV. I ONLY			7- 10	222	4-6	236	323	233	233	19	19
DIV. I NON-CONF.			4- 6	212	0- 0	317	342	296	296	22	22

TOTALS		RPI 1-25		RPI 26-50		W-L RECORDS	RPI 51-100	RPI 101-150		RPI 150+	
7- 10		0- 0		0- 0		OVERALL	0- 1	0- 4		7- 5	
4- 3		0- 0		0- 0		HOME	0- 1	0- 0		4- 2	
3- 7		0- 0		0- 0		AWAY	0- 0	0- 4		3- 3	
0- 0		0- 0		0- 0		NEUTRAL	0- 0	0- 0		0- 0	
4- 6		0- 0		0- 0		NON-CONFERENCE	0- 0	0- 2		4- 4	
3- 1		0- 0		0- 0		HOME	0- 0	0- 0		3- 1	
1- 5		0- 0		0- 0		AWAY	0- 0	0- 2		1- 3	
0- 0		0- 0		0- 0		NEUTRAL	0- 0	0- 0		0- 0	
3- 4		0- 0		0- 0		CONFERENCE	0- 1	0- 2		3- 1	
1- 2		0- 0		0- 0		HOME	0- 1	0- 0		1- 1	
2- 2		0- 0		0- 0		AWAY	0- 0	0- 2		2- 0	
0- 0		0- 0		0- 0		NEUTRAL	0- 0	0- 0		0- 0	

RPI 1-25				RPI 26-50				RPI 51-100				RPI 101+ Team' s RPI: 233					
RPI	S	Opponent	Score	RPI	S	Opponent	Score	RPI	S	Opponent	Score	RPI	S	Opponent	Score		
								56	H	Bucknel l	62	90	104	A	Ameri can	57	76
													105	A	Yal e	61	80
													110	A	Dayton	58	67
													131	A	Lehi gh	58	86
													178	A	Boston U.	81	72
													196	A	George Mason	61	64
													205	H	Navy	49	62
													218	A	Hol y Cross	70	67
													234	A	Ni agara	69	74
													261	A	Si ena	53	55
													265	H	Col umbi a	84	71
													294	A	UMass Lowell l	61	52
													296	H	Can i si us	67	53
													317	H	NJIT	53	71
													327	H	Lafayette	60	49
													347	H	Fai rl ei gh Di cki nson	71	52
LAST 12 Di vi si on I GAMES:																	
327	H	Lafayette	60	49	131	A	Lehi gh	58	86								
104	A	Ameri can	57	76	56	H	Bucknel l	62	90								
218	A	Hol y Cross	70	67	178	A	Boston U.	81	72								
234	A	Ni agara	69	74	205	H	Navy	49	62								
317	H	NJIT	53	71	347	H	Fai rl ei gh Di cki nson	71	52								
294	A	UMass Lowell l	61	52	261	A	Si ena	53	55								

Non-Div I Games:

Colgate

Colorado

Colorado

Col orado

Average RPI Win:	223	WON-LOST	WINNING	LAST 10	STRENGTH OF	OPP. STRENGTH	TEAM	ADJ.	CONF.	ADJ CONF.
Average RPI Loss:	105	RECORD	PCT. RANK	GAMES	SCHEDULE	OF SCHEDULE	RPI	RPI	RPI	RPI
DIV. I ONLY	5- 10	255	3-7	66	139	210	210	13	13	
DIV. I NON-CONF.	4- 5	190	0- 0	22	129	134	134	11	11	

TOTALS	RPI 1-25	RPI 26-50	W-L RECORDS	RPI 51-100	RPI 101-150	RPI 150+				
5- 10	0- 3	0- 1	OVERALL	0- 0	1- 3	4- 3				
5- 5	0- 1	0- 0	HOME	0- 0	1- 2	4- 2				
0- 5	0- 2	0- 1	AWAY	0- 0	0- 1	0- 1				
0- 0	0- 0	0- 0	NEUTRAL	0- 0	0- 0	0- 0				
4- 5	0- 3	0- 0	NON-CONFERENCE	0- 0	1- 2	3- 0				
4- 2	0- 1	0- 0	HOME	0- 0	1- 1	3- 0				
0- 3	0- 2	0- 0	AWAY	0- 0	0- 1	0- 0				
0- 0	0- 0	0- 0	NEUTRAL	0- 0	0- 0	0- 0				
1- 5	0- 0	0- 1	CONFERENCE	0- 0	0- 1	1- 3				
1- 3	0- 0	0- 0	HOME	0- 0	0- 1	1- 2				
0- 2	0- 0	0- 1	AWAY	0- 0	0- 0	0- 1				
0- 0	0- 0	0- 0	NEUTRAL	0- 0	0- 0	0- 0				

RPI 1-25				RPI 26-50				RPI 51-100				RPI 101+ Team's RPI: 210			
RPI	S	Opponent	Score	RPI	S	Opponent	Score	RPI	S	Opponent	Score	RPI	S	Opponent	Score
11	H	Arizona St.	39 70	46	A	New Mexico	58 70					106	H	Northern Colo.	47 53
15	A	Gonzaga	39 50									119	H	Fresno St.	55 66
20	A	BYU	42 51									124	A	Colorado	40 59
												150	H	Denver	84 79
												157	H	Utah St.	53 72
												197	H	Cornell	56 53
												216	H	UNLV	52 49
												219	A	Air Force	48 63
												237	H	Nevada	38 62
												254	H	Northern Ariz.	65 54
												299	H	North Florida	61 59
LAST 12 Division I GAMES:															
119	H	Fresno St.	55 66	237	H	Nevada	38 62								
216	H	UNLV	52 49	157	H	Utah St.	53 72								
150	H	Denver	84 79	46	A	New Mexico	58 70								
20	A	BYU	42 51	219	A	Air Force	48 63								
11	H	Arizona St.	39 70	299	H	North Florida	61 59								
254	H	Northern Ariz.	65 54	15	A	Gonzaga	39 50								

Non-Div I Games: Chadron St. 91 38 Eastern N.M. 72 46

Colorado St.

Average RPI	Win:	230	WON-LOST	WINNING	LAST 10	STRENGTH OF	OPP. STRENGTH	TEAM	ADJ.	CONF.	ADJ CONF.
Average RPI	Loss:	187	RECORD	PCT. RANK	GAMES	SCHEDULE	OF SCHEDULE	RPI	RPI	RPI	RPI
DIV. I ONLY		4- 10		281	2-8	192	275	265	265	11	11
DIV. I NON-CONF.		4- 9		252	0- 0	218	277	261	261	10	10

TOTALS	RPI 1-25		RPI 26-50		W-L RECORDS	RPI 51-100		RPI 101-150		RPI 150+	
4- 10	0- 0		0- 0		OVERALL	0- 1		0- 2		4- 7	
2- 3	0- 0		0- 0		HOME	0- 0		0- 1		2- 2	
2- 7	0- 0		0- 0		AWAY	0- 1		0- 1		2- 5	
0- 0	0- 0		0- 0		NEUTRAL	0- 0		0- 0		0- 0	
4- 9	0- 0		0- 0		NON-CONFERENCE	0- 1		0- 2		4- 6	
2- 3	0- 0		0- 0		HOME	0- 0		0- 1		2- 2	
2- 6	0- 0		0- 0		AWAY	0- 1		0- 1		2- 4	
0- 0	0- 0		0- 0		NEUTRAL	0- 0		0- 0		0- 0	
0- 1	0- 0		0- 0		CONFERENCE	0- 0		0- 0		0- 1	
0- 0	0- 0		0- 0		HOME	0- 0		0- 0		0- 0	
0- 1	0- 0		0- 0		AWAY	0- 0		0- 0		0- 1	
0- 0	0- 0		0- 0		NEUTRAL	0- 0		0- 0		0- 0	

RPI 1-25				RPI 26-50				RPI 51-100				RPI 101+				Team's RPI: 265
RPI	S	Opponent	Score	RPI	S	Opponent	Score	RPI	S	Opponent	Score	RPI	S	Opponent	Score	
								78	A	Boston College	60	74				
												116	H	Houston	72	83
												130	A	Fordham	49	68
												169	A	Illinois	69	76
												173	A	Mercer	72	68
												193	A	Milwaukee	65	78
												194	H	Hampton	88	63
												197	A	Cornell	51	60
												205	H	Cal St. Fullerton	58	61
												233	A	Colgate	71	84
												255	H	Albany (NY)	58	62
												264	A	Hofstra	65	63
												287	H	Army West Point	70	49
												289	A	Saint Joseph's	61	68
LAST 12 Division I GAMES:																
130	A	Fordham	49	68	197	A	Cornell	51	60							
205	H	Cal St. Fullerton	58	61	173	A	Mercer	72	68							
78	A	Boston College	60	74	194	H	Hampton	88	63							
289	A	Saint Joseph's	61	68	255	H	Albany (NY)	58	62							
233	A	Colgate	71	84	169	A	Illinois	69	76							
116	H	Houston	72	83	193	A	Milwaukee	65	78							

Non-Div I Games:

Columbi a

Average RPI Win:	348	WON-LOST	WINNING	LAST 10	STRENGTH OF	OPP. STRENGTH	TEAM	ADJ.	CONF.	ADJ CONF.
Average RPI Loss:	176	RECORD	PCT. RANK	GAMES	SCHEDULE	OF SCHEDULE	RPI	RPI	RPI	RPI
DIV. I ONLY	1- 17	346	1-9	109	337	302	302	32	32	
DIV. I NON-CONF.	0- 12	336	0- 0	12	241	236	236	32	32	

TOTALS	RPI 1-25	RPI 26-50	W-L RECORDS	RPI 51-100	RPI 101-150	RPI 150+				
1- 17	0- 1	0- 2	OVERALL	0- 4	0- 2	1- 8				
0- 4	0- 0	0- 0	HOME	0- 0	0- 0	0- 4				
1- 12	0- 1	0- 2	AWAY	0- 4	0- 1	1- 4				
0- 1	0- 0	0- 0	NEUTRAL	0- 0	0- 1	0- 0				
0- 12	0- 1	0- 2	NON-CONFERENCE	0- 4	0- 2	0- 3				
0- 1	0- 0	0- 0	HOME	0- 0	0- 0	0- 1				
0- 10	0- 1	0- 2	AWAY	0- 4	0- 1	0- 2				
0- 1	0- 0	0- 0	NEUTRAL	0- 0	0- 1	0- 0				
1- 5	0- 0	0- 0	CONFERENCE	0- 0	0- 0	1- 5				
0- 3	0- 0	0- 0	HOME	0- 0	0- 0	0- 3				
1- 2	0- 0	0- 0	AWAY	0- 0	0- 0	1- 2				
0- 0	0- 0	0- 0	NEUTRAL	0- 0	0- 0	0- 0				

RPI 1-25				RPI 26-50				RPI 51-100				RPI 101+				Team's RPI: 302
RPI	S	Opponent	Score	RPI	S	Opponent	Score	RPI	S	Opponent	Score	RPI	S	Opponent	Score	
8	A	Mississippi St.	38 110	26	A	Maryland	36 93	58	A	Old Dominion	51 81	128	A	Minnesota	52 84	
				34	A	Ohio	62 87	87	A	Virginia	41 55	147	N	UAB	61 86	
								95	A	FGCU	61 93	230	A	Marshall	67 88	
								97	A	West Virginia	37 78	234	A	Niagara	69 71	
												260	H	Norfolk St.	63 68	
												270	A	N.C. A&T	42 66	
												312	H	South Carolina St.	59 75	
												321	H	UMBC	52 57	
												339	H	Savannah St.	70 76	
												348	A	Delaware St.	71 57	
												349	A	N.C. Central	57 62	

LAST 12 Division I GAMES:																
348	A	Delaware St.	71 57	270	A	N.C. A&T	42 66									
339	H	Savannah St.	70 76	349	A	N.C. Central	57 62									
58	A	Old Dominion	51 81	312	H	South Carolina St.	59 75									
147	N	UAB	61 86	260	H	Norfolk St.	63 68									
95	A	FGCU	61 93	128	A	Minnesota	52 84									
234	A	Niagara	69 71	34	A	Ohio	62 87									

Non-Div I Games:

Coppin St.

Average RPI Win: 275
Average RPI Loss: 173

WON-LOST
RECORD

WINNING
PCT. RANK

LAST 10
GAMES

STRENGTH OF
SCHEDULE

OPP. STRENGTH
OF SCHEDULE

TEAM
RPI

ADJ.
RPI

CONF.
RPI

ADJ CONF.
RPI

DIV. I ONLY	7- 5	128	6-4	315	270	197	197	11	11
DIV. I NON-CONF.	6- 5	143	0- 0	302	297	215	215	10	10
TOTALS	RPI 1-25	RPI 26-50	W-L RECORDS	RPI 51-100	RPI 101-150	RPI 150+			
7- 5	0- 0	0- 0	OVERALL	0- 0	0- 2	7- 3			
6- 0	0- 0	0- 0	HOME	0- 0	0- 0	6- 0			
1- 5	0- 0	0- 0	AWAY	0- 0	0- 2	1- 3			
0- 0	0- 0	0- 0	NEUTRAL	0- 0	0- 0	0- 0			
6- 5	0- 0	0- 0	NON-CONFERENCE	0- 0	0- 2	6- 3			
5- 0	0- 0	0- 0	HOME	0- 0	0- 0	5- 0			
1- 5	0- 0	0- 0	AWAY	0- 0	0- 2	1- 3			
0- 0	0- 0	0- 0	NEUTRAL	0- 0	0- 0	0- 0			
1- 0	0- 0	0- 0	CONFERENCE	0- 0	0- 0	1- 0			
1- 0	0- 0	0- 0	HOME	0- 0	0- 0	1- 0			
0- 0	0- 0	0- 0	AWAY	0- 0	0- 0	0- 0			
0- 0	0- 0	0- 0	NEUTRAL	0- 0	0- 0	0- 0			

RPI 1-25				RPI 26-50				RPI 51-100				RPI 101+ Team's RPI: 197			
RPI	S	Opponent	Score	RPI	S	Opponent	Score	RPI	S	Opponent	Score	RPI	S	Opponent	Score
												128	A	Minnesota	45 65
												131	A	Lehigh	54 67
												167	A	Stony Brook	61 63
												194	H	Hampton	79 53
												210	A	Colorado St.	53 56
												231	A	Binghamton	61 72
												243	H	St. Bonaventure	58 44
												255	H	Albany (NY)	48 34
												265	H	Columbia	60 51
												294	H	UMass Lowell	63 54
												327	A	Lafayette	62 59
												348	H	Delaware St.	94 59
LAST 12 Division I GAMES:															
				348	H	Delaware St.	94 59					265	H	Columbia	60 51
				167	A	Stony Brook	61 63					243	H	St. Bonaventure	58 44
				131	A	Lehigh	54 67					194	H	Hampton	79 53
				210	A	Colorado St.	53 56					327	A	Lafayette	62 59
				128	A	Minnesota	45 65					255	H	Albany (NY)	48 34
				294	H	UMass Lowell	63 54					231	A	Binghamton	61 72

Non-Div I Games:

Cornell

Creighton				Through Games Of Jan. 24, 2019							
Average RPI	Win:	170	WON-LOST	WINNING	LAST 10	STRENGTH OF	OPP. STRENGTH	TEAM	ADJ.	CONF.	ADJ CONF.
Average RPI	Loss:	37	RECORD	PCT. RANK	GAMES	SCHEDULE	OF SCHEDULE	RPI	RPI	RPI	RPI
DIV. I ONLY			10- 9	161	6-4	36	30	67	67	5	5
DIV. I NON-CONF.			6- 5	143	0- 0	96	37	87	87	4	4
<hr/>											
TOTALS	RPI 1-25			RPI 26-50		W-L RECORDS	RPI 51-100	RPI 101-150		RPI 150+	
10- 9	0- 4			1- 2		OVERALL	2- 3	2- 0		5- 0	
4- 4	0- 2			0- 1		HOME	2- 1	0- 0		2- 0	
4- 5	0- 2			1- 1		AWAY	0- 2	1- 0		2- 0	
2- 0	0- 0			0- 0		NEUTRAL	0- 0	1- 0		1- 0	
6- 5	0- 2			0- 2		NON-CONFERENCE	1- 1	1- 0		4- 0	
2- 2	0- 1			0- 1		HOME	1- 0	0- 0		1- 0	
2- 3	0- 1			0- 1		AWAY	0- 1	0- 0		2- 0	
2- 0	0- 0			0- 0		NEUTRAL	0- 0	1- 0		1- 0	
4- 4	0- 2			1- 0		CONFERENCE	1- 2	1- 0		1- 0	
2- 2	0- 1			0- 0		HOME	1- 1	0- 0		1- 0	
2- 2	0- 1			1- 0		AWAY	0- 1	1- 0		0- 0	
0- 0	0- 0			0- 0		NEUTRAL	0- 0	0- 0		0- 0	

RPI 1-25				RPI 26-50				RPI 51-100				Team's RPI: 67				RPI 101+			
RPI	S	Opponent	Score	RPI	S	Opponent	Score	RPI	S	Opponent	Score	RPI	S	Opponent	Score	RPI	S	Opponent	Score
13	A	Marquette	67 85	30	H	South Dakota	65 77	53	H	Villanova	52 54	111	A	St. John's (NY)	65 63				
14	H	Drake	69 85	32	A	South Dakota St.	48 74	70	A	Seton Hall	75 82	137	N	South Fla.	83 76				
23	H	Butler	43 75	43	A	DePaul	85 82	74	A	UNI	55 65	165	N	Vanderbilt	75 55				
25	A	Florida St.	52 71					82	H	Georgetown	65 38	181	H	Xavier	66 62				
								85	H	Nebraska	74 65	273	A	Wichita St.	83 71				
												303	A	North Dakota St.	86 51				
												318	H	Omaha	66 51				

LAST 12 Division I GAMES:																			
82	H	Georgetown	65 38	23	H	Butler	43 75												
53	H	Villanova	52 54	181	H	Xavier	66 62												
13	A	Marquette	67 85	111	A	St. John's (NY)	65 63												
43	A	DePaul	85 82	70	A	Seton Hall	75 82												
165	N	Vanderbilt	75 55	25	A	Florida St.	52 71												
137	N	South Fla.	83 76	273	A	Wichita St.	83 71												

Non-Div I Games:

Creighton

Average RPI	Win:	268	WON-LOST	WINNING	LAST 10	STRENGTH OF	OPP. STRENGTH	TEAM	ADJ.	CONF.	ADJ CONF.
Average RPI	Loss:	143	RECORD	PCT. RANK	GAMES	SCHEDULE	OF SCHEDULE	RPI	RPI	RPI	RPI
DIV. I ONLY		7- 7		163	5-5	286	201	228	228	11	11
DIV. I NON-CONF.		7- 6		153	0- 1	301	242	234	234	10	10

TOTALS	RPI 1-25		RPI 26-50		W-L RECORDS	RPI 51-100		RPI 101-150		RPI 150+	
7- 7	0- 0		0- 1		OVERALL	0- 3		0- 0		7- 3	
5- 1	0- 0		0- 1		HOME	0- 0		0- 0		5- 0	
2- 4	0- 0		0- 0		AWAY	0- 2		0- 0		2- 2	
0- 2	0- 0		0- 0		NEUTRAL	0- 1		0- 0		0- 1	
7- 6	0- 0		0- 1		NON-CONFERENCE	0- 2		0- 0		7- 3	
5- 1	0- 0		0- 1		HOME	0- 0		0- 0		5- 0	
2- 3	0- 0		0- 0		AWAY	0- 1		0- 0		2- 2	
0- 2	0- 0		0- 0		NEUTRAL	0- 1		0- 0		0- 1	
0- 1	0- 0		0- 0		CONFERENCE	0- 1		0- 0		0- 0	
0- 0	0- 0		0- 0		HOME	0- 0		0- 0		0- 0	
0- 1	0- 0		0- 0		AWAY	0- 1		0- 0		0- 0	
0- 0	0- 0		0- 0		NEUTRAL	0- 0		0- 0		0- 0	

RPI 1-25				RPI 26-50				RPI 51-100				RPI 101+ Team's RPI: 228			
RPI	S	Opponent	Score	RPI	S	Opponent	Score	RPI	S	Opponent	Score	RPI	S	Opponent	Score
				35	H	Buffal o	69 75	64	A	Harvard	46 56	178	H	Boston U.	64 44
								73	N	Mi ddle Tenn.	58 70	205	A	Cal St. Fullerton	62 67
								78	A	Boston Col lege	68 99	231	H	Bi nghamton	63 39
												249	A	San Diego	76 78
												269	A	Vermont	66 42
												294	H	UMass Lowell	70 54
												295	H	Loyol a Maryl and	54 41
												300	N	UC Santa Barbara	56 62
												301	H	Fairfi eld	59 46
												310	A	New Hampshi re	62 42

LAST 12 Division I GAMES:															
				310	A	New Hampshi re	62 42	300	N	UC Santa Barbara	56 62				
				35	H	Buffal o	69 75	64	A	Harvard	46 56				
				294	H	UMass Lowell	70 54	231	H	Bi nghamton	63 39				
				301	H	Fairfi eld	59 46	78	A	Boston Col lege	68 99				
				178	H	Boston U.	64 44	205	A	Cal St. Fullerton	62 67				
				249	A	San Diego	76 78	73	N	Mi ddle Tenn.	58 70				

Non-Div I Games:

Dartmouth

D
a
v
i
d
s
o
n

Davidson				Through Games Of Jan. 24, 2019							
Average RPI	Win:	199	WON-LOST	WINNING	LAST 10	STRENGTH OF	OPP. STRENGTH	TEAM	ADJ.	CONF.	ADJ CONF.
Average RPI	Loss:	147	RECORD	PCT. RANK	GAMES	SCHEDULE	OF SCHEDULE	RPI	RPI	RPI	RPI
DIV. I ONLY			9- 8	154	6-4	154	185	141	141	17	17
DIV. I NON-CONF.			5- 7	206	0- 0	132	177	168	168	17	17

TOTALS		RPI 1-25		RPI 26-50	W-L RECORDS	RPI 51-100		RPI 101-150		RPI 150+	
9- 8		0- 1		1- 0	OVERALL	0- 1		2- 1		6- 5	
5- 2		0- 0		0- 0	HOME	0- 0		2- 1		3- 1	
4- 6		0- 1		1- 0	AWAY	0- 1		0- 0		3- 4	
0- 0		0- 0		0- 0	NEUTRAL	0- 0		0- 0		0- 0	
5- 7		0- 1		1- 0	NON-CONFERENCE	0- 1		2- 1		2- 4	
3- 1		0- 0		0- 0	HOME	0- 0		2- 1		1- 0	
2- 6		0- 1		1- 0	AWAY	0- 1		0- 0		1- 4	
0- 0		0- 0		0- 0	NEUTRAL	0- 0		0- 0		0- 0	
4- 1		0- 0		0- 0	CONFERENCE	0- 0		0- 0		4- 1	
2- 1		0- 0		0- 0	HOME	0- 0		0- 0		2- 1	
2- 0		0- 0		0- 0	AWAY	0- 0		0- 0		2- 0	
0- 0		0- 0		0- 0	NEUTRAL	0- 0		0- 0		0- 0	

RPI 1-25				RPI 26-50				RPI 51-100				RPI 101+ Team's RPI: 141			
RPI	S	Opponent	Score	RPI	S	Opponent	Score	RPI	S	Opponent	Score	RPI	S	Opponent	Score
6	A	NC State	45 75	38	A	Clemson	90 80	83	A	Princeton	57 65	102	H	Appalachian St.	78 81
												139	H	High Point	71 62
												148	H	William & Mary	76 65
												152	A	Duquesne	62 47
												164	A	Charlotte	66 78
												176	A	Rhode Island	77 67
												182	H	Massachusetts	58 70
												190	A	Elon	72 73
												196	H	George Mason	67 59
												200	A	UNC Asheville	56 69
												247	A	Gardner-Webb	49 54
												278	H	Richmond	78 55
												325	H	Presbyterian	83 56
												336	A	Charleston So.	72 34
LAST 12 Division I GAMES:															
196	H	George Mason	67 59	182	H	Massachusetts	58 70								
6	A	NC State	45 75	278	H	Richmond	78 55								
164	A	Charlotte	66 78	176	A	Rhode Island	77 67								
325	H	Presbyterian	83 56	152	A	Duquesne	62 47								
38	A	Clemson	90 80	83	A	Princeton	57 65								
190	A	Elon	72 73	139	H	High Point	71 62								

Non-Div I Games: Queens (NC) 80 47

Davidson

D
a
v
i
d
s
o
n

Average RPI Win: 173
 Average RPI Loss: 86

WON-LOST
 RECORD

WINNING
 PCT. RANK

LAST 10
 GAMES

STRENGTH OF
 SCHEDULE

OPP. STRENGTH
 OF SCHEDULE

TEAM
 RPI

ADJ.
 RPI

CONF.
 RPI

ADJ CONF.
 RPI

DIV. I ONLY	9- 8	154	7-3	64	111	110	110	17	17
DIV. I NON-CONF.	5- 6	177	0- 0	13	83	74	74	17	17
<hr/>									
TOTALS	RPI 1-25	RPI 26-50	W-L RECORDS	RPI 51-100	RPI 101-150	RPI 150+			
9- 8	0- 1	2- 1	OVERALL	1- 4	1- 0	5- 2			
7- 1	0- 0	1- 0	HOME	1- 1	1- 0	4- 0			
1- 6	0- 1	0- 1	AWAY	0- 2	0- 0	1- 2			
1- 1	0- 0	1- 0	NEUTRAL	0- 1	0- 0	0- 0			
5- 6	0- 1	2- 1	NON-CONFERENCE	1- 4	0- 0	2- 0			
4- 1	0- 0	1- 0	HOME	1- 1	0- 0	2- 0			
0- 4	0- 1	0- 1	AWAY	0- 2	0- 0	0- 0			
1- 1	0- 0	1- 0	NEUTRAL	0- 1	0- 0	0- 0			
4- 2	0- 0	0- 0	CONFERENCE	0- 0	1- 0	3- 2			
3- 0	0- 0	0- 0	HOME	0- 0	1- 0	2- 0			
1- 2	0- 0	0- 0	AWAY	0- 0	0- 0	1- 2			
0- 0	0- 0	0- 0	NEUTRAL	0- 0	0- 0	0- 0			

RPI 1-25				RPI 26-50				RPI 51-100				RPI 101+ Team's RPI: 110			
RPI	S	Opponent	Score	RPI	S	Opponent	Score	RPI	S	Opponent	Score	RPI	S	Opponent	Score
18	A	South Carolina	55 65	26	A	Maryland	71 82	51	H	Northeastern	79 84	130	H	Fordham	72 50
				35	H	Buffalo	72 59	55	A	James Madison	55 68	182	H	Massachusetts	75 47
				36	N	Georgia Tech	85 66	65	A	Green Bay	35 51	189	A	George Washington	45 46
								77	H	Toledo	70 49	199	A	Saint Louis	65 68
								86	N	Virginia Tech	57 69	233	H	Colgate	67 58
												243	A	St. Bonaventure	62 49
												281	H	La Salle	84 45
												343	H	Evansville	69 30
<hr/>															
LAST 12 Division I GAMES:															
				182	H	Massachusetts	75 47	199	A	Saint Louis	65 68				
				281	H	La Salle	84 45	130	H	Fordham	72 50				
				36	N	Georgia Tech	85 66	243	A	St. Bonaventure	62 49				
				86	N	Virginia Tech	57 69	189	A	George Washington	45 46				
				343	H	Evansville	69 30	55	A	James Madison	55 68				
				35	H	Buffalo	72 59	18	A	South Carolina	55 65				

Non-Div I Games:

Dayton

DePaul

DePaul

DePaul				Through Games Of Jan. 24, 2019							
Average RPI Win:		142	WON-LOST RECORD	WINNING PCT. RANK	LAST 10 GAMES	STRENGTH OF SCHEDULE	OPP. STRENGTH OF SCHEDULE	TEAM RPI	ADJ. RPI	CONF. RPI	ADJ CONF. RPI
Average RPI Loss:		28									
DIV. I ONLY			13- 6	77	7-3	55	10	43	43	5	5
DIV. I NON-CONF.			9- 3	61	0- 0	90	12	37	37	4	4

TOTALS		RPI 1-25	RPI 26-50		W-L RECORDS		RPI 51-100	RPI 101-150	RPI 150+		
13- 6		0- 4	1- 0		OVERALL		6- 2	2- 0	4- 0		
7- 3		0- 1	0- 0		HOME		3- 2	1- 0	3- 0		
4- 2		0- 2	0- 0		AWAY		2- 0	1- 0	1- 0		
2- 1		0- 1	1- 0		NEUTRAL		1- 0	0- 0	0- 0		
9- 3		0- 3	1- 0		NON-CONFERENCE		3- 0	1- 0	4- 0		
5- 1		0- 1	0- 0		HOME		2- 0	0- 0	3- 0		
2- 1		0- 1	0- 0		AWAY		0- 0	1- 0	1- 0		
2- 1		0- 1	1- 0		NEUTRAL		1- 0	0- 0	0- 0		
4- 3		0- 1	0- 0		CONFERENCE		3- 2	1- 0	0- 0		
2- 2		0- 0	0- 0		HOME		1- 2	1- 0	0- 0		
2- 1		0- 1	0- 0		AWAY		2- 0	0- 0	0- 0		
0- 0		0- 0	0- 0		NEUTRAL		0- 0	0- 0	0- 0		

RPI 1-25				RPI 26-50		Team's RPI: 43		RPI 51-100		RPI 101+	
RPI	S	Opponent	Score	RPI	S	Opponent	Score	RPI	S	Opponent	Score
1	H	Notre Dame	77 101	39	N	Kansas St.	79 59	53	A	Villanova	66 59
7	A	UConn	63 99					65	H	Green Bay	73 64
9	N	Syracuse	81 83					67	H	Creighton	82 85
13	A	Marquette	63 96					69	H	Northwestern	76 60
								70	H	Seton Hall	73 84
								82	A	Georgetown	69 64
								83	N	Princeton	82 67
								90	H	Providence	88 62

Non-Div I Games:

DePaul

Delaware

Delaware				Through Games Of Jan. 24, 2019							
Average RPI	Win:	280	WON-LOST	WINNING	LAST 10	STRENGTH OF	OPP. STRENGTH	TEAM	ADJ.	CONF.	ADJ CONF.
Average RPI	Loss:	104	RECORD	PCT. RANK	GAMES	SCHEDULE	OF SCHEDULE	RPI	RPI	RPI	RPI
DIV. I ONLY			6- 11	248	3-7	73	279	192	192	10	10
DIV. I NON-CONF.			5- 7	206	1- 0	122	323	201	201	13	13

TOTALS		RPI 1-25		RPI 26-50		W-L RECORDS		RPI 51-100		RPI 101-150	RPI 150+
6- 11		0- 1		0- 1		OVERALL		0- 3		0- 2	6- 4
2- 5		0- 1		0- 1		HOME		0- 1		0- 2	2- 0
2- 4		0- 0		0- 0		AWAY		0- 2		0- 0	2- 2
2- 2		0- 0		0- 0		NEUTRAL		0- 0		0- 0	2- 2
5- 7		0- 1		0- 1		NON-CONFERENCE		0- 1		0- 0	5- 4
2- 2		0- 1		0- 1		HOME		0- 0		0- 0	2- 0
1- 3		0- 0		0- 0		AWAY		0- 1		0- 0	1- 2
2- 2		0- 0		0- 0		NEUTRAL		0- 0		0- 0	2- 2
1- 4		0- 0		0- 0		CONFERENCE		0- 2		0- 2	1- 0
0- 3		0- 0		0- 0		HOME		0- 1		0- 2	0- 0
1- 1		0- 0		0- 0		AWAY		0- 1		0- 0	1- 0
0- 0		0- 0		0- 0		NEUTRAL		0- 0		0- 0	0- 0

RPI 1-25				RPI 26-50				RPI 51-100				RPI 101+ Team's RPI: 192			
RPI	S	Opponent	Score	RPI	S	Opponent	Score	RPI	S	Opponent	Score	RPI	S	Opponent	Score
17	H	UCF	60 71	26	H	Maryl and	53 77	51	A	Northeastern	62 75	103	H	Towson	48 56
								55	H	James Madi son	43 68	120	H	Drexel	40 57
								74	A	UNI	67 79	153	N	Montana St.	60 69
												170	N	Bradley	47 59
												178	A	Boston U.	61 72
												196	A	George Mason	46 72
												204	N	Ni chol l s St.	71 56
												247	H	Gardner-Webb	69 45
												264	A	Hofstra	78 59
												289	H	Saint Joseph's	48 39
												327	N	Lafayette	65 47
												348	A	Delaware St.	85 77

LAST 12 Division I GAMES:															
120	H	Drexel	40 57	327	N	Lafayette	65 47								
103	H	Towson	48 56	204	N	Nichol l s St.	71 56								
55	H	James Madi son	43 68	51	A	Northeastern	62 75								
289	H	Saint Joseph's	48 39	264	A	Hofstra	78 59								
26	H	Maryl and	53 77	17	H	UCF	60 71								
247	H	Gardner-Webb	69 45	196	A	George Mason	46 72								

Non-Div I Games:

Delaware

Delaware

Average RPI Win:	349	WON-LOST	WINNING	LAST 10	STRENGTH OF	OPP. STRENGTH	TEAM	ADJ.	CONF.	ADJ CONF.
Average RPI Loss:	216	RECORD	PCT. RANK	GAMES	SCHEDULE	OF SCHEDULE	RPI	RPI	RPI	RPI
DIV. I ONLY	1- 14	341	1-9	319	335	348	348	32	32	
DIV. I NON-CONF.	0- 9	336	0- 0	187	267	339	339	32	32	

TOTALS	RPI 1-25	RPI 26-50	W-L RECORDS	RPI 51-100	RPI 101-150	RPI 150+				
1- 14	0- 0	0- 0	OVERALL	0- 1	0- 2	1- 11				
1- 4	0- 0	0- 0	HOME	0- 1	0- 0	1- 3				
0- 10	0- 0	0- 0	AWAY	0- 0	0- 2	0- 8				
0- 0	0- 0	0- 0	NEUTRAL	0- 0	0- 0	0- 0				
0- 9	0- 0	0- 0	NON-CONFERENCE	0- 1	0- 2	0- 6				
0- 2	0- 0	0- 0	HOME	0- 1	0- 0	0- 1				
0- 7	0- 0	0- 0	AWAY	0- 0	0- 2	0- 5				
0- 0	0- 0	0- 0	NEUTRAL	0- 0	0- 0	0- 0				
1- 5	0- 0	0- 0	CONFERENCE	0- 0	0- 0	1- 5				
1- 2	0- 0	0- 0	HOME	0- 0	0- 0	1- 2				
0- 3	0- 0	0- 0	AWAY	0- 0	0- 0	0- 3				
0- 0	0- 0	0- 0	NEUTRAL	0- 0	0- 0	0- 0				

RPI 1-25				RPI 26-50				RPI 51-100				RPI 101+				Team's RPI: 348
RPI	S	Opponent	Score	RPI	S	Opponent	Score	RPI	S	Opponent	Score	RPI	S	Opponent	Score	
								55	H	James Madison	57	103				
												111	A	St. John's (NY)	44	82
												134	A	VCU	55	97
												181	A	Xavier	59	80
												192	H	Delaware	77	85
												197	A	Cornell	59	94
												230	A	Marshall	63	75
												232	A	Temple	61	75
												244	A	Robert Morris	63	64
												260	A	Norfolk St.	50	63
												270	H	N. C. A&T	47	67
												276	A	Bethune-Cookman	55	67
												302	H	Coppin St.	57	71
												345	A	Florida A&M	52	57
												349	H	N. C. Central	71	61

LAST 12 Division I GAMES:																
302	H	Coppin St.	57	71	345	A	Florida A&M	52	57							
260	A	Norfolk St.	50	63	276	A	Bethune-Cookman	55	67							
134	A	VCU	55	97	349	H	N. C. Central	71	61							
230	A	Marshall	63	75	270	H	N. C. A&T	47	67							
244	A	Robert Morris	63	64	181	A	Xavier	59	80							
197	A	Cornell	59	94	111	A	St. John's (NY)	44	82							

Non-Div I Games: Post 65 53 Cheyney 79 59

Del aware St.

Average RPI Win:	184	WON-LOST	WINNING	LAST 10	STRENGTH OF	OPP. STRENGTH	TEAM	ADJ.	CONF.	ADJ CONF.
Average RPI Loss:	144	RECORD	PCT. RANK	GAMES	SCHEDULE	OF SCHEDULE	RPI	RPI	RPI	RPI
DIV. I ONLY	12- 8	120	5-5	220	116	150	150	18	18	
DIV. I NON-CONF.	7- 6	153	0- 0	230	71	177	177	16	16	

TOTALS	RPI 1-25	RPI 26-50	W-L RECORDS	RPI 51-100	RPI 101-150	RPI 150+				
12- 8	0- 0	1- 1	OVERALL	1- 2	2- 1	8- 4				
10- 1	0- 0	1- 0	HOME	1- 0	2- 0	6- 1				
2- 7	0- 0	0- 1	AWAY	0- 2	0- 1	2- 3				
0- 0	0- 0	0- 0	NEUTRAL	0- 0	0- 0	0- 0				
7- 6	0- 0	0- 0	NON-CONFERENCE	1- 2	2- 1	4- 3				
6- 1	0- 0	0- 0	HOME	1- 0	2- 0	3- 1				
1- 5	0- 0	0- 0	AWAY	0- 2	0- 1	1- 2				
0- 0	0- 0	0- 0	NEUTRAL	0- 0	0- 0	0- 0				
5- 2	0- 0	1- 1	CONFERENCE	0- 0	0- 0	4- 1				
4- 0	0- 0	1- 0	HOME	0- 0	0- 0	3- 0				
1- 2	0- 0	0- 1	AWAY	0- 0	0- 0	1- 1				
0- 0	0- 0	0- 0	NEUTRAL	0- 0	0- 0	0- 0				

RPI S Opponent	Score	RPI S Opponent	Score	RPI S Opponent	Score	RPI S Opponent	Score
30 H South Dakota	104 99	30 H South Dakota	104 99	71 H Lamar University	117 110	104 H American	83 54
32 A South Dakota St.	59 76	32 A South Dakota St.	59 76	80 A Wyoming	74 78	106 A Northern Colo.	66 74
				85 A Nebraska	71 96	115 H Loyola Marymount	104 75
						168 H Oral Roberts	93 76
						180 A New Mexico St.	64 66
						188 H UMKC	92 75
						210 A Colorado St.	79 84
						219 H Air Force	92 66
						220 A Southern Utah	71 70
						222 H Samford	83 87
						223 H North Dakota	87 66
						240 A Western Ill.	78 87
						243 H St. Bonaventure	76 62
						303 H North Dakota St.	81 54
						318 A Omaha	95 68
LAST 12 Division I GAMES:							
30 H South Dakota	104 99	168 H Oral Roberts	93 76				
240 A Western Ill.	78 87	303 H North Dakota St.	81 54				
318 A Omaha	95 68	32 A South Dakota St.	59 76				
210 A Colorado St.	79 84	223 H North Dakota	87 66				
222 H Samford	83 87	180 A New Mexico St.	64 66				
85 A Nebraska	71 96	220 A Southern Utah	71 70				

Non-Div I Games:

Denver

Average RPI Win:	336	WON-LOST	WINNING	LAST 10	STRENGTH OF	OPP. STRENGTH	TEAM	ADJ.	CONF.	ADJ CONF.
Average RPI Loss:	178	RECORD	PCT. RANK	GAMES	SCHEDULE	OF SCHEDULE	RPI	RPI	RPI	RPI

DIV. I ONLY	2- 15	336	1-9	272	236	330	330	20	20
DIV. I NON-CONF.	1- 9	326	0- 0	253	258	327	327	19	19
TOTALS	RPI 1-25	RPI 26-50	W-L RECORDS	RPI 51-100	RPI 101-150	RPI 150+			
2- 15	0- 0	0- 0	OVERALL	0- 4	0- 3	2- 8			
0- 7	0- 0	0- 0	HOME	0- 2	0- 1	0- 4			
2- 8	0- 0	0- 0	AWAY	0- 2	0- 2	2- 4			
0- 0	0- 0	0- 0	NEUTRAL	0- 0	0- 0	0- 0			
1- 9	0- 0	0- 0	NON-CONFERENCE	0- 3	0- 1	1- 5			
0- 3	0- 0	0- 0	HOME	0- 1	0- 0	0- 2			
1- 6	0- 0	0- 0	AWAY	0- 2	0- 1	1- 3			
0- 0	0- 0	0- 0	NEUTRAL	0- 0	0- 0	0- 0			
1- 6	0- 0	0- 0	CONFERENCE	0- 1	0- 2	1- 3			
0- 4	0- 0	0- 0	HOME	0- 1	0- 1	0- 2			
1- 2	0- 0	0- 0	AWAY	0- 0	0- 1	1- 1			
0- 0	0- 0	0- 0	NEUTRAL	0- 0	0- 0	0- 0			

RPI S Opponent	Score	RPI S Opponent	Score	RPI S Opponent	Score	RPI S Opponent	Score	Team's RPI: 330
62 A Michigan	95	62 H Green Bay	65	62 A Ohio St.	55	109 A Youngstown St.	85	
65 H Green Bay	65	65 A Toledo	77	123 H IUPUI	82	142 A Eastern Mich.	60	
77 A Toledo	77	77 H Miami (OH)	78	186 A Eastern Mich.	53	193 H Milwaukee	62	
91 H Miami (OH)	78			226 A Loyola Chicago	52	235 A Bowling Green	79	
				263 H Cleveland St.	67	290 H Western Mich.	54	
				297 A Oakland	74	318 H Omaha	51	
						332 A UIC	36	
						340 A Manhattan	58	
LAST 12 Division I GAMES:								
297 A Oakland	74	193 H Milwaukee	62					
263 H Cleveland St.	67	65 H Green Bay	65					
123 H Youngstown St.	85	332 A UIC	36					
77 A Toledo	77	142 A IUPUI	82					
235 A Bowling Green	79	186 A Eastern Mich.	53					
290 H Western Mich.	54	318 H Omaha	51					

Non-Div I Games: Mich. -Dearborn 68 60

Detroit Mercy

Average RPI Win:	131	WON-LOST	WINNING	LAST 10	STRENGTH OF	OPP. STRENGTH	TEAM	ADJ.	CONF.	ADJ CONF.
Average RPI Loss:	14	RECORD	PCT. RANK	GAMES	SCHEDULE	OF SCHEDULE	RPI	RPI	RPI	RPI
DIV. I ONLY	12- 4	43	7-3	9	22	14	14	12	12	
DIV. I NON-CONF.	7- 4	109	1- 0	7	1	12	12	14	14	

TOTALS	RPI 1-25	RPI 26-50	W-L RECORDS	RPI 51-100	RPI 101-150	RPI 150+				
12- 4	2- 3	1- 1	OVERALL	3- 0	0- 0	6- 0				
4- 1	0- 1	1- 0	HOME	0- 0	0- 0	3- 0				
6- 2	0- 1	0- 1	AWAY	3- 0	0- 0	3- 0				
2- 1	2- 1	0- 0	NEUTRAL	0- 0	0- 0	0- 0				
7- 4	2- 3	1- 1	NON-CONFERENCE	2- 0	0- 0	2- 0				
2- 1	0- 1	1- 0	HOME	0- 0	0- 0	1- 0				
3- 2	0- 1	0- 1	AWAY	2- 0	0- 0	1- 0				
2- 1	2- 1	0- 0	NEUTRAL	0- 0	0- 0	0- 0				
5- 0	0- 0	0- 0	CONFERENCE	1- 0	0- 0	4- 0				
2- 0	0- 0	0- 0	HOME	0- 0	0- 0	2- 0				
3- 0	0- 0	0- 0	AWAY	1- 0	0- 0	2- 0				
0- 0	0- 0	0- 0	NEUTRAL	0- 0	0- 0	0- 0				

RPI	S	Opponent	Score	RPI	S	Opponent	Score	RPI	S	Opponent	Score	RPI	S	Opponent	Score
1	N	Notre Dame	64 82	30	H	South Dakota	76 64	67	A	Creighton	85 69	159	H	CSUN	73 63
10	H	Iowa	82 91	32	A	South Dakota St.	71 80	74	A	UNI	88 64	170	A	Bradley	92 63
12	A	Iowa St.	81 86					85	A	Nebraska	83 77	183	A	Illinois St.	82 64
16	N	Rutgers	69 59									226	H	Loyola Chicago	69 60
18	N	South Carolina	90 85									240	A	Western Ill.	98 71
												305	H	Valparaiso	84 53

LAST 12 Division I GAMES:															
226	H	Loyola Chicago	69 60	18	N	South Carolina	90 85								
183	A	Illinois St.	82 64	1	N	Notre Dame	64 82								
170	A	Bradley	92 63	74	A	UNI	88 64								
10	H	Iowa	82 91	305	H	Valparaiso	84 53								
12	A	Iowa St.	81 86	67	A	Creighton	85 69								
32	A	South Dakota St.	71 80	16	N	Rutgers	69 59								

Non-Div I Games: Clarke 91 43

Drake

Average RPI Win: 230

Average RPI Loss: 79

WON-LOST
RECORDWINNING
PCT. RANKLAST 10
GAMESSTRENGTH OF
SCHEDULEOPP. STRENGTH
OF SCHEDULETEAM
RPIADJ.
RPICONF.
RPIADJ CONF.
RPIDIV. I ONLY
DIV. I NON-CONF.11- 5
8- 375
726-4
1- 0158
221222
273120
120120
12010
1310
13

TOTALS

RPI 1-25

RPI 26-50

W-L RECORDS

RPI 51-100

RPI 101-150

RPI 150+

11- 5

0- 0

0- 0

OVERALL

2- 4

0- 1

9- 0

3- 4

0- 0

0- 0

HOME

1- 3

0- 1

2- 0

7- 0

0- 0

0- 0

AWAY

1- 0

0- 0

6- 0

1- 1

0- 0

0- 0

NEUTRAL

0- 1

0- 0

1- 0

8- 3

0- 0

0- 0

NON-CONFERENCE

1- 3

0- 0

7- 0

3- 2

0- 0

0- 0

HOME

1- 2

0- 0

2- 0

4- 0

0- 0

0- 0

AWAY

0- 0

0- 0

4- 0

1- 1

0- 0

0- 0

NEUTRAL

0- 1

0- 0

1- 0

3- 2

0- 0

0- 0

CONFERENCE

1- 1

0- 1

2- 0

0- 2

0- 0

0- 0

HOME

0- 1

0- 1

0- 0

3- 0

0- 0

0- 0

AWAY

1- 0

0- 0

2- 0

0- 0

0- 0

0- 0

NEUTRAL

0- 0

0- 0

0- 0

RPI 1-25

RPI 26-50

RPI 51-100

RPI 101+

Team's RPI: 120

RPI S Opponent Score

RPI S Opponent Score

RPI S Opponent Score

RPI S Opponent Score

51 A Northeastern

61 59

103 H Towson

54 55

55 H James Madison

35 51

192 A Delaware

57 40

56 H Bucknell

64 42

247 H Gardner-Webb

65 48

61 H Quinnipiac

52 56

261 N Siena

51 39

79 N Wright St.

63 71

264 A Hofstra

61 49

98 H Penn

39 55

269 A Vermont

60 44

278 A Richmond

58 35

281 A La Salle

58 43

289 H Saint Joseph's

51 34

340 A Manhattan

53 39

LAST 12 Division I GAMES:

55 H James Madison

35 51

269 A Vermont

60 44

103 H Towson

54 55

264 A Hofstra

61 49

278 A Richmond

58 35

51 A Northeastern

61 59

98 H Penn

39 55

192 A Delaware

57 40

247 H Gardner-Webb

65 48

340 A Manhattan

53 39

79 N Wright St.

63 71

281 A La Salle

58 43

D
r
e
x
e
lD
r
e
x
e
l

Non-Div I Games:

Drexel

Loss, Non-Conf, S Site, H Home A Away N Neutral

Average RPI Win:	154	WON-LOST	WINNING	LAST 10	STRENGTH OF	OPP. STRENGTH	TEAM	ADJ.	CONF.	ADJ CONF.
Average RPI Loss:	40	RECORD	PCT. RANK	GAMES	SCHEDULE	OF SCHEDULE	RPI	RPI	RPI	RPI
DIV. I ONLY	9- 9	163	4-6	10	34	47	47	1	1	
DIV. I NON-CONF.	8- 4	91	0- 1	56	59	44	44	1	1	

TOTALS	RPI 1-25	RPI 26-50	W-L RECORDS	RPI 51-100	RPI 101-150	RPI 150+				
9- 9	0- 3	0- 4	OVERALL	2- 1	2- 1	5- 0				
6- 2	0- 1	0- 1	HOME	1- 0	2- 0	3- 0				
2- 5	0- 2	0- 2	AWAY	1- 1	0- 0	1- 0				
1- 2	0- 0	0- 1	NEUTRAL	0- 0	0- 1	1- 0				
8- 4	0- 0	0- 2	NON-CONFERENCE	2- 1	1- 1	5- 0				
5- 0	0- 0	0- 0	HOME	1- 0	1- 0	3- 0				
2- 2	0- 0	0- 1	AWAY	1- 1	0- 0	1- 0				
1- 2	0- 0	0- 1	NEUTRAL	0- 0	0- 1	1- 0				
1- 5	0- 3	0- 2	CONFERENCE	0- 0	1- 0	0- 0				
1- 2	0- 1	0- 1	HOME	0- 0	1- 0	0- 0				
0- 3	0- 2	0- 1	AWAY	0- 0	0- 0	0- 0				
0- 0	0- 0	0- 0	NEUTRAL	0- 0	0- 0	0- 0				

D
u
k
eD
u
k
e

RPI 1-25				RPI 26-50				Team's RPI: 47				RPI 51-100				RPI 101+			
RPI	S	Opponent	Score	RPI	S	Opponent	Score	RPI	S	Opponent	Score	RPI	S	Opponent	Score	RPI	S	Opponent	Score
5	H	Louisville	51 73	30	H	Miami (FL)	50 58	59	A	Maine	66 63	108	N	Washington	64 71				
6	A	NC State	51 63	36	A	Georgia Tech	64 70	69	A	Northwestern	58 84	121	H	Wake Forest	66 52				
25	A	Florida St.	62 66	37	N	Missouri	54 62	95	H	FGCU	57 41	132	H	Marist	64 56				
				40	A	Oregon St.	57 71					175	N	Ball St.	79 62				
												177	A	Wisconsin	60 53				
												190	H	Elon	81 64				
												216	H	UNLV	66 38				
												217	H	East Carolina	83 66				
LAST 12 Division I GAMES:																			
				30	H	Miami (FL)	50 58	37	N	Missouri	54 62								
				36	A	Georgia Tech	64 70	175	N	Ball St.	79 62								
				5	H	Louisville	51 73	121	H	Wake Forest	66 52								
				6	A	NC State	51 63	25	A	Florida St.	62 66								
				95	H	FGCU	57 41	40	A	Oregon St.	57 71								
				217	H	East Carolina	83 66	216	H	UNLV	66 38								

Non-Div I Games:

Duke

D
u
q
u
e
s
n
e

Duquesne				Through Games Of Jan. 24, 2019							
Average RPI	Win:	224	WON-LOST	WINNING	LAST 10	STRENGTH OF	OPP. STRENGTH	TEAM	ADJ.	CONF.	ADJ CONF.
Average RPI	Loss:	89	RECORD	PCT. RANK	GAMES	SCHEDULE	OF SCHEDULE	RPI	RPI	RPI	RPI
DIV. I ONLY			11- 8	129	6-4	217	81	152	152	17	17
DIV. I NON-CONF.			6- 7	172	0- 0	119	35	140	140	17	17

TOTALS	RPI 1-25			RPI 26-50		W-L RECORDS	RPI 51-100	RPI 101-150		RPI 150+	
11- 8	0- 3			0- 0		OVERALL	2- 2	0- 2		9- 1	
5- 3	0- 1			0- 0		HOME	0- 0	0- 2		5- 0	
6- 3	0- 1			0- 0		AWAY	2- 2	0- 0		4- 0	
0- 2	0- 1			0- 0		NEUTRAL	0- 0	0- 0		0- 1	
6- 7	0- 3			0- 0		NON-CONFERENCE	2- 2	0- 1		4- 1	
3- 2	0- 1			0- 0		HOME	0- 0	0- 1		3- 0	
3- 3	0- 1			0- 0		AWAY	2- 2	0- 0		1- 0	
0- 2	0- 1			0- 0		NEUTRAL	0- 0	0- 0		0- 1	
5- 1	0- 0			0- 0		CONFERENCE	0- 0	0- 1		5- 0	
2- 1	0- 0			0- 0		HOME	0- 0	0- 1		2- 0	
3- 0	0- 0			0- 0		AWAY	0- 0	0- 0		3- 0	
0- 0	0- 0			0- 0		NEUTRAL	0- 0	0- 0		0- 0	

RPI 1-25				RPI 26-50				RPI 51-100				RPI 101+ Team's RPI: 152			
RPI	S	Opponent	Score	RPI	S	Opponent	Score	RPI	S	Opponent	Score	RPI	S	Opponent	Score
9	N	Syracuse	71 87					63	A	TCU	48 61	114	H	Pittsburgh	58 66
17	H	UCF	63 71					77	A	Tol edo	52 65	141	H	Davi dson	47 62
24	A	Texas	41 78					89	A	Kent St.	77 72	196	A	George Mason	60 57
								96	A	Penn St.	64 58	232	H	Temple	54 53
												241	H	Mt. St. Mary's	73 64
												243	A	St. Bonaventure	60 54
												258	H	ETSU	66 58
												259	A	Saint Francis (PA)	93 73
												267	N	Liberty	51 55
												278	H	Richmond	80 54
												281	A	La Salle	66 62
												289	H	Saint Joseph's	81 73

LAST 12 Division I GAMES:															
141	H	Davi dson	47 62	281	A	La Salle	66 62								
243	A	St. Bonaventure	60 54	278	H	Richmond	80 54								
232	H	Temple	54 53	289	H	Saint Joseph's	81 73								
114	H	Pittsburgh	58 66	196	A	George Mason	60 57								
267	N	Liberty	51 55	258	H	ETSU	66 58								
9	N	Syracuse	71 87	17	H	UCF	63 71								

Non-Div I Games:

Duquesne

D
u
q
u
e
s
n
e

Average RPI Win:	224	WON-LOST	WINNING	LAST 10	STRENGTH OF	OPP. STRENGTH	TEAM	ADJ.	CONF.	ADJ CONF.
Average RPI Loss:	122	RECORD	PCT. RANK	GAMES	SCHEDULE	OF SCHEDULE	RPI	RPI	RPI	RPI
DIV. I ONLY	4- 16	307	3-7	76	170	258	258	24	24	
DIV. I NON-CONF.	2- 14	319	0- 2	40	142	253	253	25	25	

TOTALS	RPI 1-25	RPI 26-50	W-L RECORDS	RPI 51-100	RPI 101-150	RPI 150+				
4- 16	0- 2	0- 2	OVERALL	0- 1	1- 7	3- 4				
4- 4	0- 0	0- 0	HOME	0- 1	1- 2	3- 1				
0- 9	0- 0	0- 2	AWAY	0- 0	0- 4	0- 3				
0- 3	0- 2	0- 0	NEUTRAL	0- 0	0- 1	0- 0				
2- 14	0- 2	0- 2	NON-CONFERENCE	0- 1	1- 6	1- 3				
2- 4	0- 0	0- 0	HOME	0- 1	1- 2	1- 1				
0- 7	0- 0	0- 2	AWAY	0- 0	0- 3	0- 2				
0- 3	0- 2	0- 0	NEUTRAL	0- 0	0- 1	0- 0				
2- 2	0- 0	0- 0	CONFERENCE	0- 0	0- 1	2- 1				
2- 0	0- 0	0- 0	HOME	0- 0	0- 0	2- 0				
0- 2	0- 0	0- 0	AWAY	0- 0	0- 1	0- 1				
0- 0	0- 0	0- 0	NEUTRAL	0- 0	0- 0	0- 0				

RPI 1-25				RPI 26-50				RPI 51-100				RPI 101+ Team's RPI: 258			
RPI	S	Opponent	Score	RPI	S	Opponent	Score	RPI	S	Opponent	Score	RPI	S	Opponent	Score
16	N	Rutgers	44 68	29	A	Michigan St.	53 75	99	H	Troy	66 84	101	A	Cincinnati	64 77
18	N	South Carolina	55 101	49	A	Tennessee	61 80					102	H	Appalachian St.	95 64
												116	H	Houston	77 84
												125	N	Western Ky.	68 82
												133	A	Chattanooga	67 76
												136	A	South Alabama	74 81
												139	H	High Point	65 73
												146	A	Radford	64 79
												152	A	Duquesne	58 66
												200	A	UNC Asheville	55 56
												222	A	Samford	58 79
												250	H	Furman	75 70
												267	H	Liberty	86 89
												270	H	N.C. A&T	61 56
												272	H	Wofford	92 79

LAST 12 Division I GAMES:															
250	H	Furman	75 70	16	N	Rutgers	44 68	125	N	Western Ky.	68 82	222	A	Samford	58 79
133	A	Chattanooga	67 76	272	H	Wofford	92 79	200	A	UNC Asheville	55 56	267	H	Liberty	86 89
139	H	High Point	65 73												
49	A	Tennessee	61 80												
152	A	Duquesne	58 66												
270	H	N.C. A&T	61 56												

Non-Div I Games:

ETSU

Average RPI Win:	275	WON-LOST	WINNING	LAST 10	STRENGTH OF	OPP. STRENGTH	TEAM	ADJ.	CONF.	ADJ CONF.
Average RPI Loss:	117	RECORD	PCT. RANK	GAMES	SCHEDULE	OF SCHEDULE	RPI	RPI	RPI	RPI
DIV. I ONLY	10- 8	143	4-6	263	233	217	217	9	9	
DIV. I NON-CONF.	9- 4	85	0- 0	322	283	205	205	9	9	

TOTALS	RPI 1-25	RPI 26-50	W-L RECORDS	RPI 51-100	RPI 101-150	RPI 150+				
10- 8	0- 1	0- 1	OVERALL	0- 1	1- 3	9- 2				
8- 3	0- 1	0- 0	HOME	0- 0	1- 2	7- 0				
0- 5	0- 0	0- 1	AWAY	0- 1	0- 1	0- 2				
2- 0	0- 0	0- 0	NEUTRAL	0- 0	0- 0	2- 0				
9- 4	0- 0	0- 1	NON-CONFERENCE	0- 0	1- 2	8- 1				
7- 1	0- 0	0- 0	HOME	0- 0	1- 1	6- 0				
0- 3	0- 0	0- 1	AWAY	0- 0	0- 1	0- 1				
2- 0	0- 0	0- 0	NEUTRAL	0- 0	0- 0	2- 0				
1- 4	0- 1	0- 0	CONFERENCE	0- 1	0- 1	1- 1				
1- 2	0- 1	0- 0	HOME	0- 0	0- 1	1- 0				
0- 2	0- 0	0- 0	AWAY	0- 1	0- 0	0- 1				
0- 0	0- 0	0- 0	NEUTRAL	0- 0	0- 0	0- 0				

RPI 1-25				RPI 26-50				RPI 51-100				RPI 101+				Team's RPI: 217
RPI	S	Opponent	Score	RPI	S	Opponent	Score	RPI	S	Opponent	Score	RPI	S	Opponent	Score	
17	H	UCF	58 61	47	A	Duke	66 83	88	A	Tulane	57 68	117	H	UNCW	68 71	
												121	H	Wake Forest	70 61	
												129	H	Tulsa	55 75	
												148	A	William & Mary	43 63	
												164	A	Charlotte	46 52	
												224	H	UMES	84 69	
												225	A	Memphis	46 58	
												245	H	Monmouth	73 67	
												267	H	Liberty	66 63	
												273	H	Wichita St.	78 56	
												288	H	Kennesaw St.	68 56	
												312	N	South Carolina St.	71 63	
												337	H	Grand Canyon	59 47	
												341	H	USC Upstate	63 53	
												346	N	Longwood	61 52	

LAST 12 Division I GAMES:																
88	A	Tulane	57 68	17	H	UCF	58 61	225	A	Memphis	46 58	129	H	Tulsa	55 75	
117	H	UNCW	68 71	267	H	Liberty	66 63	273	H	Wichita St.	78 56	341	H	USC Upstate	63 53	
47	A	Duke	66 83	164	A	Charlotte	46 52									
312	N	South Carolina St.	71 63													
346	N	Longwood	61 52													
341	H	USC Upstate	63 53													

Non-Div I Games:

East Carolina

Average RPI Win:	230	WON-LOST	WINNING	LAST 10	STRENGTH OF	OPP. STRENGTH	TEAM	ADJ.	CONF.	ADJ CONF.
Average RPI Loss:	174	RECORD	PCT. RANK	GAMES	SCHEDULE	OF SCHEDULE	RPI	RPI	RPI	RPI
DIV. I ONLY	5- 10	255	4-6	152	330	251	251	22	22	
DIV. I NON-CONF.	3- 5	227	0- 0	179	268	214	214	20	20	

TOTALS	RPI 1-25	RPI 26-50	W-L RECORDS	RPI 51-100	RPI 101-150	RPI 150+				
5- 10	0- 1	0- 0	OVERALL	0- 0	1- 3	4- 6				
4- 2	0- 0	0- 0	HOME	0- 0	1- 0	3- 2				
0- 8	0- 1	0- 0	AWAY	0- 0	0- 3	0- 4				
1- 0	0- 0	0- 0	NEUTRAL	0- 0	0- 0	1- 0				
3- 5	0- 1	0- 0	NON-CONFERENCE	0- 0	0- 1	3- 3				
2- 0	0- 0	0- 0	HOME	0- 0	0- 0	2- 0				
0- 5	0- 1	0- 0	AWAY	0- 0	0- 1	0- 3				
1- 0	0- 0	0- 0	NEUTRAL	0- 0	0- 0	1- 0				
2- 5	0- 0	0- 0	CONFERENCE	0- 0	1- 2	1- 3				
2- 2	0- 0	0- 0	HOME	0- 0	1- 0	1- 2				
0- 3	0- 0	0- 0	AWAY	0- 0	0- 2	0- 1				
0- 0	0- 0	0- 0	NEUTRAL	0- 0	0- 0	0- 0				

RPI 1-25				RPI 26-50				RPI 51-100				RPI 101+ Team's RPI: 251			
RPI	S	Opponent	Score	RPI	S	Opponent	Score	RPI	S	Opponent	Score	RPI	S	Opponent	Score
23	A	Butler	37 72									112	A	Northern Ill.	59 78
												113	A	Tennessee Tech	88 99
												135	A	UT Martin	66 90
												135	H	UT Martin	77 71
												155	H	Indiana St.	63 39
												163	A	Southern Ill.	59 73
												170	A	Bradley	64 67
												202	A	Jacksonville St.	49 78
												213	H	SIUE	56 65
												240	N	Western Ill.	64 62
												286	H	Murray St.	75 67
												305	A	Valparaiso	60 62
												307	H	Austin Peay	60 73
												335	H	Purdue Fort Wayne	72 63
LAST 12 Division I GAMES:															
202	A	Jacksonville St.	49 78	135	A	UT Martin	66 90								
213	H	SIUE	56 65	307	H	Austin Peay	60 73								
135	H	UT Martin	77 71	286	H	Murray St.	75 67								
155	H	Indiana St.	63 39	113	A	Tennessee Tech	88 99								
112	A	Northern Ill.	59 78	240	N	Western Ill.	64 62								
163	A	Southern Ill.	59 73	305	A	Valparaiso	60 62								

Non-Div I Games: Lincoln Christian 97 34 Eureka 104 48 Oakland City 102 43

Eastern III.

Eastern Ky.			Through Games of Sat. 27, 2017									
Average RPI	Win:	0	WON-LOST	WINNING	LAST 10	STRENGTH OF	OPP. STRENGTH	TEAM	ADJ.	CONF.	ADJ CONF.	
Loss:		170	RECORD	PCT. RANK	GAMES	SCHEDULE	OF SCHEDULE	RPI	RPI	RPI	RPI	
DIV. I ONLY			0- 16	351	1-9	112	291	324	324	22	22	
DIV. I NON-CONF.			0- 9	336	0- 1	19	291	265	265	20	20	

TOTALS		RPI 1-25		RPI 26-50		W-L RECORDS		RPI 51-100	RPI 101-150	RPI 150+		
0- 16		0- 1		0- 1		OVERALL		0- 4	0- 1	0- 9		
0- 5		0- 0		0- 0		HOME		0- 0	0- 1	0- 4		
0- 9		0- 0		0- 1		AWAY		0- 3	0- 0	0- 5		
0- 2		0- 1		0- 0		NEUTRAL		0- 1	0- 0	0- 0		
0- 9		0- 1		0- 1		NON-CONFERENCE		0- 3	0- 0	0- 4		
0- 2		0- 0		0- 0		HOME		0- 0	0- 0	0- 2		
0- 5		0- 0		0- 1		AWAY		0- 2	0- 0	0- 2		
0- 2		0- 1		0- 0		NEUTRAL		0- 1	0- 0	0- 0		
0- 7		0- 0		0- 0		CONFERENCE		0- 1	0- 1	0- 5		
0- 3		0- 0		0- 0		HOME		0- 0	0- 1	0- 2		
0- 4		0- 0		0- 0		AWAY		0- 1	0- 0	0- 3		
0- 0		0- 0		0- 0		NEUTRAL		0- 0	0- 0	0- 0		

RPI 1-25				RPI 26-50				RPI 51-100				RPI 101+ Team's RPI : 324			
RPI	S	Opponent	Score	RPI	S	Opponent	Score	RPI	S	Opponent	Score	RPI	S	Opponent	Score
25	N	Florida St.	45 62	34	A	Ohio	60 100	75	A	Belmont	43 69	135	H	UT Martin	61 87
								91	A	Miami (OH)	44 60	179	A	Akron	54 63
								97	A	West Virginia	29 78	196	H	George Mason	75 91
								97	N	West Virginia	39 81	199	H	Saint Louis	43 70
												201	H	Southeast Mo. St.	42 52
												202	H	Jacksonville St.	44 53
												286	A	Murray St.	63 81
												290	A	Western Mich.	53 64
												307	A	Austin Peay	65 100
												309	A	Tennessee St.	38 60
LAST 12 Division I GAMES:															
				75	A	Belmont	43 69	97	N	West Virginia	39 81				
				309	A	Tennessee St.	38 60	202	H	Jacksonville St.	44 53				
				286	A	Murray St.	63 81	201	H	Southeast Mo. St.	42 52				
				307	A	Austin Peay	65 100	135	H	UT Martin	61 87				
				97	A	West Virginia	29 78	179	A	Akron	54 63				
				196	H	George Mason	75 91	290	A	Western Mich.	53 64				

Non-Div I Games: Brescia 70 41 Ky. Christian 90 35

Eastern Ky.

Average RPI	Win:	277	WON-LOST	WINNING	LAST 10	STRENGTH OF	OPP. STRENGTH	TEAM	ADJ.	CONF.	ADJ CONF.
Average RPI	Loss:	97	RECORD	PCT. RANK	GAMES	SCHEDULE	OF SCHEDULE	RPI	RPI	RPI	RPI
DIV. I ONLY		9- 7		135	5-5	242	210	186	186	8	8
DIV. I NON-CONF.		6- 4		125	0- 0	337	229	247	247	8	8

TOTALS	RPI 1-25		RPI 26-50		W-L RECORDS	RPI 51-100		RPI 101-150		RPI 150+	
9- 7	0- 2		0- 2		OVERALL	0- 1		0- 0		9- 2	
6- 1	0- 0		0- 1		HOME	0- 0		0- 0		6- 0	
3- 3	0- 0		0- 1		AWAY	0- 1		0- 0		3- 1	
0- 3	0- 2		0- 0		NEUTRAL	0- 0		0- 0		0- 1	
6- 4	0- 2		0- 0		NON-CONFERENCE	0- 0		0- 0		6- 2	
4- 0	0- 0		0- 0		HOME	0- 0		0- 0		4- 0	
2- 1	0- 0		0- 0		AWAY	0- 0		0- 0		2- 1	
0- 3	0- 2		0- 0		NEUTRAL	0- 0		0- 0		0- 1	
3- 3	0- 0		0- 2		CONFERENCE	0- 1		0- 0		3- 0	
2- 1	0- 0		0- 1		HOME	0- 0		0- 0		2- 0	
1- 2	0- 0		0- 1		AWAY	0- 1		0- 0		1- 0	
0- 0	0- 0		0- 0		NEUTRAL	0- 0		0- 0		0- 0	

RPI 1-25				RPI 26-50				RPI 51-100				RPI 101+				Team's RPI: 186
RPI	S	Opponent	Score	RPI	S	Opponent	Score	RPI	S	Opponent	Score	RPI	S	Opponent	Score	
12	N	Iowa St.	59 85	34	A	Ohio	44 85	89	A	Kent St.	64 71	169	A	Illinois	66 72	
23	N	Butler	63 73	35	H	Buffalo	84 91					179	A	Akron	72 60	
												183	H	Illinois St.	50 41	
												235	H	Bowling Green	81 74	
												263	H	Cleveland St.	69 63	
												290	H	Western Mich.	64 61	
												316	N	UNC Greensboro	44 49	
												330	H	Detroit Mercy	60 53	
												332	H	UIC	52 38	
												335	A	Purdue Fort Wayne	87 72	
												346	A	Longwood	64 45	

LAST 12 Division I GAMES:																
				35	H	Buffalo	84 91	235	H	Bowling Green	81 74					
				89	A	Kent St.	64 71	34	A	Ohio	44 85					
				23	N	Butler	63 73	179	A	Akron	72 60					
				316	N	UNC Greensboro	44 49	290	H	Western Mich.	64 61					
				346	A	Longwood	64 45	330	H	Detroit Mercy	60 53					
				335	A	Purdue Fort Wayne	87 72	169	A	Illinois	66 72					

Non-Div I Games: Northwood 53 39

Eastern Mich.

Average RPI Win:	205	WON-LOST	WINNING	LAST 10	STRENGTH OF	OPP. STRENGTH	TEAM	ADJ.	CONF.	ADJ CONF.
Average RPI Loss:	107	RECORD	PCT. RANK	GAMES	SCHEDULE	OF SCHEDULE	RPI	RPI	RPI	RPI

DIV. I ONLY	3- 12	307	3-7	23	206	174	174	16	16
DIV. I NON-CONF.	0- 8	336	0- 0	5	191	217	217	12	12

TOTALS	RPI 1-25	RPI 26-50	W-L RECORDS	RPI 51-100	RPI 101-150	RPI 150+			
3- 12	0- 2	0- 2	OVERALL	0- 1	0- 5	3- 2			
0- 5	0- 1	0- 1	HOME	0- 0	0- 3	0- 0			
3- 5	0- 1	0- 0	AWAY	0- 1	0- 2	3- 1			
0- 2	0- 0	0- 1	NEUTRAL	0- 0	0- 0	0- 1			
0- 8	0- 2	0- 2	NON-CONFERENCE	0- 1	0- 1	0- 2			
0- 3	0- 1	0- 1	HOME	0- 0	0- 1	0- 0			
0- 3	0- 1	0- 0	AWAY	0- 1	0- 0	0- 1			
0- 2	0- 0	0- 1	NEUTRAL	0- 0	0- 0	0- 1			
3- 4	0- 0	0- 0	CONFERENCE	0- 0	0- 4	3- 0			
0- 2	0- 0	0- 0	HOME	0- 0	0- 2	0- 0			
3- 2	0- 0	0- 0	AWAY	0- 0	0- 2	3- 0			
0- 0	0- 0	0- 0	NEUTRAL	0- 0	0- 0	0- 0			

RPI 1-25				RPI 26-50				RPI 51-100				RPI 101+ Team's RPI: 174			
RPI	S	Opponent	Score	RPI	S	Opponent	Score	RPI	S	Opponent	Score	RPI	S	Opponent	Score
15	H	Gonzaga	51 63	40	N	Oregon St.	45 93	60	A	Boi se St.	55 67	106	H	Northern Colo.	62 67
20	A	BYU	65 80	41	H	Utah	51 95					107	A	Idaho St.	48 63
												119	H	Fresno St.	58 68
												127	A	Idaho	68 84
												140	H	Portland St.	64 76
												151	A	Montana	68 62
												153	A	Montana St.	89 87
												184	N	UC Ri versi de	45 57
												311	A	Weber St.	64 58
												323	A	Cal Poly	55 59
LAST 12 Di vi si on I GAMES:															
127	A	Idaho	68 84	140	H	Port land St.	64 76								
107	A	Idaho St.	48 63	153	A	Montana St.	89 87								
311	A	Weber St.	64 58	151	A	Montana	68 62								
184	N	UC Ri versi de	45 57	106	H	Northern Colo.	62 67								
40	N	Oregon St.	45 93	119	H	Fresno St.	58 68								
60	A	Boi se St.	55 67	323	A	Cal Poly	55 59								

Non-Div I Games: Eastern Ore. 66 45

Eastern Wash.

Average RPI Win:	326	WON-LOST	WINNING	LAST 10	STRENGTH OF	OPP. STRENGTH	TEAM	ADJ.	CONF.	ADJ CONF.
Average RPI Loss:	211	RECORD	PCT. RANK	GAMES	SCHEDULE	OF SCHEDULE	RPI	RPI	RPI	RPI
DIV. I ONLY	2- 15	336	1-9	304	328	343	343	12	12	
DIV. I NON-CONF.	2- 9	297	0- 0	340	335	347	347	14	14	

TOTALS	RPI 1-25	RPI 26-50	W-L RECORDS	RPI 51-100	RPI 101-150	RPI 150+				
2- 15	0- 0	0- 0	OVERALL	0- 1	0- 2	2- 12				
1- 6	0- 0	0- 0	HOME	0- 0	0- 0	1- 6				
1- 9	0- 0	0- 0	AWAY	0- 1	0- 2	1- 6				
0- 0	0- 0	0- 0	NEUTRAL	0- 0	0- 0	0- 0				
2- 9	0- 0	0- 0	NON-CONFERENCE	0- 0	0- 2	2- 7				
1- 4	0- 0	0- 0	HOME	0- 0	0- 0	1- 4				
1- 5	0- 0	0- 0	AWAY	0- 0	0- 2	1- 3				
0- 0	0- 0	0- 0	NEUTRAL	0- 0	0- 0	0- 0				
0- 6	0- 0	0- 0	CONFERENCE	0- 1	0- 0	0- 5				
0- 2	0- 0	0- 0	HOME	0- 0	0- 0	0- 2				
0- 4	0- 0	0- 0	AWAY	0- 1	0- 0	0- 3				
0- 0	0- 0	0- 0	NEUTRAL	0- 0	0- 0	0- 0				

RPI 1-25	RPI 26-50	RPI 51-100	RPI 101+	Team's RPI: 343
RPI S Opponent Score	RPI S Opponent Score	RPI S Opponent Score	RPI S Opponent Score	
		94 A Missouri St. 66 88	110 A Dayton 30 69	
			138 A Morehead St. 63 85	
			163 A Southern Ill. 47 67	
			170 H Bradley 68 75	
			177 A Wisconsin 60 96	
			183 H Illinois St. 61 72	
			201 H Southeast Mo. St. 50 54	
			213 H SIUE 45 54	
			226 A Loyola Chicago 56 61	
			230 A Marshall 65 72	
			286 A Murray St. 53 81	
			305 A Valparaiso 49 93	
			307 H Austin Peay 56 52	
			332 H UIC 54 62	
			335 H Purdue Fort Wayne 66 72	
			344 A Chicago St. 67 58	
LAST 12 Division I GAMES:				
94 A Missouri St. 66 88	305 A Valparaiso 49 93			
163 A Southern Ill. 47 67	226 A Loyola Chicago 56 61			
177 A Wisconsin 60 96	183 H Illinois St. 61 72			
307 H Austin Peay 56 52	170 H Bradley 68 75			
110 A Dayton 30 69	332 H UIC 54 62			
201 H Southeast Mo. St. 50 54	138 A Morehead St. 63 85			

Non-Div I Games:

Average RPI Win:	238	WON-LOST	WINNING	LAST 10	STRENGTH OF	OPP. STRENGTH	TEAM	ADJ.	CONF.	ADJ CONF.
Average RPI Loss:	58	RECORD	PCT. RANK	GAMES	SCHEDULE	OF SCHEDULE	RPI	RPI	RPI	RPI
DIV. I ONLY	12- 4	43	8-2	218	164	95	95	25	25	
DIV. I NON-CONF.	7- 4	109	0- 0	150	70	101	101	27	27	

TOTALS	RPI 1-25	RPI 26-50	W-L RECORDS	RPI 51-100	RPI 101-150	RPI 150+				
12- 4	0- 1	0- 2	OVERALL	0- 0	2- 1	10- 0				
6- 1	0- 0	0- 0	HOME	0- 0	1- 1	5- 0				
5- 2	0- 0	0- 2	AWAY	0- 0	0- 0	5- 0				
1- 1	0- 1	0- 0	NEUTRAL	0- 0	1- 0	0- 0				
7- 4	0- 1	0- 2	NON-CONFERENCE	0- 0	2- 1	5- 0				
4- 1	0- 0	0- 0	HOME	0- 0	1- 1	3- 0				
2- 2	0- 0	0- 2	AWAY	0- 0	0- 0	2- 0				
1- 1	0- 1	0- 0	NEUTRAL	0- 0	1- 0	0- 0				
5- 0	0- 0	0- 0	CONFERENCE	0- 0	0- 0	5- 0				
2- 0	0- 0	0- 0	HOME	0- 0	0- 0	2- 0				
3- 0	0- 0	0- 0	AWAY	0- 0	0- 0	3- 0				
0- 0	0- 0	0- 0	NEUTRAL	0- 0	0- 0	0- 0				

RPI 1-25				RPI 26-50				RPI 51-100 Team's RPI: 95				RPI 101+			
RPI	S	Opponent	Score	RPI	S	Opponent	Score	RPI	S	Opponent	Score	RPI	S	Opponent	Score
4	N	Stanford	65 88	32	A	South Dakota St.	62 80					104	N	American	90 71
				47	A	Duke	41 57					116	H	Houston	76 71
												147	H	UAB	60 62
												154	A	North Ala.	68 52
												172	H	Abilene Christian	81 65
												256	A	Hawaii	73 67
												259	A	Saint Francis (PA)	83 69
												267	H	Liberty	68 50
												288	A	Kennesaw St.	69 46
												299	A	North Florida	105 66
												302	H	Coppin St.	93 61
												308	H	FIU	100 58
												326	H	Lipscomb	82 40

LAST 12 Division I GAMES:															
267	H	Liberty	68 50	326	H	Lipscomb	82 40								
47	A	Duke	41 57	288	A	Kennesaw St.	69 46								
147	H	UAB	60 62	299	A	North Florida	105 66								
302	H	Coppin St.	93 61	154	A	North Ala.	68 52								
172	H	Abilene Christian	81 65	116	H	Houston	76 71								
259	A	Saint Francis (PA)	83 69	104	N	American	90 71								

Non-Div I Games: Fla. Memorial 99 68 Johnson & Wales (FL) 109 64

FGCU

Average RPI Win:	338	WON-LOST	WINNING	LAST 10	STRENGTH OF	OPP. STRENGTH	TEAM	ADJ.	CONF.	ADJ CONF.
Average RPI Loss:	164	RECORD	PCT. RANK	GAMES	SCHEDULE	OF SCHEDULE	RPI	RPI	RPI	RPI
DIV. I ONLY	3- 15	319	1-9	115	342	308	308	15	15	
DIV. I NON-CONF.	3- 9	271	0- 1	237	348	332	332	18	18	

TOTALS	RPI 1-25	RPI 26-50	W-L RECORDS	RPI 51-100	RPI 101-150	RPI 150+				
3- 15	0- 0	0- 1	OVERALL	0- 3	0- 3	3- 8				
3- 10	0- 0	0- 1	HOME	0- 1	0- 3	3- 5				
0- 5	0- 0	0- 0	AWAY	0- 2	0- 0	0- 3				
0- 0	0- 0	0- 0	NEUTRAL	0- 0	0- 0	0- 0				
3- 9	0- 0	0- 1	NON-CONFERENCE	0- 1	0- 1	3- 6				
3- 6	0- 0	0- 1	HOME	0- 0	0- 1	3- 4				
0- 3	0- 0	0- 0	AWAY	0- 1	0- 0	0- 2				
0- 0	0- 0	0- 0	NEUTRAL	0- 0	0- 0	0- 0				
0- 6	0- 0	0- 0	CONFERENCE	0- 2	0- 2	0- 2				
0- 4	0- 0	0- 0	HOME	0- 1	0- 2	0- 1				
0- 2	0- 0	0- 0	AWAY	0- 1	0- 0	0- 1				
0- 0	0- 0	0- 0	NEUTRAL	0- 0	0- 0	0- 0				

RPI	S	Opponent	Score	RPI	S	Opponent	Score	RPI	S	Opponent	Score	RPI	S	Opponent	Score	Team's RPI: 308
30	H	Miami (FL)	43 94	58	A	Old Dominion	68 95	125	H	Western Ky.	82 94	136	H	South Alabama	77 84	
				73	H	Middle Tenn.	43 49	147	H	UAB	59 83	164	A	Charlotte	54 69	
				95	A	FGCU	58 100	166	H	Georgia St.	61 67	195	H	Jacksonville	62 73	
								221	H	Howard	62 89	230	H	Marshall	58 86	
								238	H	Campbell	54 59	276	A	Bethune-Cookman	57 68	
								299	A	North Florida	53 62	320	H	Morgan St.	59 50	
								345	H	Florida A&M	77 54	350	H	Alcorn	75 40	

LAST 12 Division I GAMES:																
58	A	Old Dominion	68 95	136	H	South Alabama	77 84									
164	A	Charlotte	54 69	238	H	Campbell	54 59									
147	H	UAB	59 83	230	H	Marshall	58 86									
73	H	Middle Tenn.	43 49	125	H	Western Ky.	82 94									
195	H	Jacksonville	62 73	221	H	Howard	62 89									
350	H	Alcorn	75 40	299	A	North Florida	53 62									

Non-Div I Games: Palm Beach Atl. 63 66

FIU

Average RPI Win:	324	WON-LOST	WINNING	LAST 10	STRENGTH OF	OPP. STRENGTH	TEAM	ADJ.	CONF.	ADJ CONF.
Average RPI Loss:	180	RECORD	PCT. RANK	GAMES	SCHEDULE	OF SCHEDULE	RPI	RPI	RPI	RPI
DIV. I ONLY	4- 14	301	2-8	255	321	301	301	27	27	
DIV. I NON-CONF.	3- 8	267	0- 0	248	327	293	293	28	28	

TOTALS	RPI 1-25	RPI 26-50	W-L RECORDS	RPI 51-100	RPI 101-150	RPI 150+				
4- 14	0- 0	0- 0	OVERALL	0- 3	0- 2	4- 9				
1- 4	0- 0	0- 0	HOME	0- 1	0- 2	1- 1				
2- 7	0- 0	0- 0	AWAY	0- 1	0- 0	2- 6				
1- 3	0- 0	0- 0	NEUTRAL	0- 1	0- 0	1- 2				
3- 8	0- 0	0- 0	NON-CONFERENCE	0- 2	0- 1	3- 5				
1- 2	0- 0	0- 0	HOME	0- 1	0- 1	1- 0				
1- 3	0- 0	0- 0	AWAY	0- 0	0- 0	1- 3				
1- 3	0- 0	0- 0	NEUTRAL	0- 1	0- 0	1- 2				
1- 6	0- 0	0- 0	CONFERENCE	0- 1	0- 1	1- 4				
0- 2	0- 0	0- 0	HOME	0- 0	0- 1	0- 1				
1- 4	0- 0	0- 0	AWAY	0- 1	0- 0	1- 3				
0- 0	0- 0	0- 0	NEUTRAL	0- 0	0- 0	0- 0				

RPI 1-25				RPI 26-50				RPI 51-100				RPI 101+				Team's RPI: 301
RPI	S	Opponent	Score	RPI	S	Opponent	Score	RPI	S	Opponent	Score	RPI	S	Opponent	Score	
								51	H	Northeastern	50 59	132	H	Marist	46 56	
								56	N	Bucknell	54 77	148	H	William & Mary	54 60	
								61	A	Quinnipiac	36 81	181	A	Xavier	35 48	
												182	N	Massachusetts	49 59	
												198	A	Rider	59 62	
												207	A	Brown	49 68	
												228	A	Dartmouth	46 59	
												234	A	Niagara	68 71	
												250	N	Furman	70 77	
												278	A	Richmond	58 40	
												296	A	Canisius	50 53	
												298	H	Saint Peter's	65 68	
												332	N	UIC	68 60	
												333	A	Iona	55 42	
												351	H	LIU Brooklyn	71 43	
LAST 12 Division I GAMES:																
132	H	Marist	46 56	333	A	Iona	55 42									
198	A	Rider	59 62	234	A	Niagara	68 71									
61	A	Quinnipiac	36 81	296	A	Canisius	50 53									
332	N	UIC	68 60	298	H	Saint Peter's	65 68									
250	N	Furman	70 77	51	H	Northeastern	50 59									
228	A	Dartmouth	46 59	148	H	William & Mary	54 60									

Non-Div I Games:

Fairfield

Average RPI Loss: 254

DIV. I ONLY	3- 12	307	3-7	349	346	347	347	31	31
DIV. I NON-CONF.	1- 8	322	0- 0	318	345	349	349	31	31
TOTALS	RPI 1-25	RPI 26-50	W-L RECORDS	RPI 51-100	RPI 101-150	RPI 150+			
3- 12	0- 0	0- 0	OVERALL	0- 0	0- 0	3- 12			
2- 3	0- 0	0- 0	HOME	0- 0	0- 0	2- 3			
1- 9	0- 0	0- 0	AWAY	0- 0	0- 0	1- 9			
0- 0	0- 0	0- 0	NEUTRAL	0- 0	0- 0	0- 0			
1- 8	0- 0	0- 0	NON-CONFERENCE	0- 0	0- 0	1- 8			
1- 2	0- 0	0- 0	HOME	0- 0	0- 0	1- 2			
0- 6	0- 0	0- 0	AWAY	0- 0	0- 0	0- 6			
0- 0	0- 0	0- 0	NEUTRAL	0- 0	0- 0	0- 0			
2- 4	0- 0	0- 0	CONFERENCE	0- 0	0- 0	2- 4			
1- 1	0- 0	0- 0	HOME	0- 0	0- 0	1- 1			
1- 3	0- 0	0- 0	AWAY	0- 0	0- 0	1- 3			
0- 0	0- 0	0- 0	NEUTRAL	0- 0	0- 0	0- 0			

RPI 1-25				RPI 26-50				RPI 51-100				RPI 101+				Team's RPI: 347	
RPI	S	Opponent	Score	RPI	S	Opponent	Score	RPI	S	Opponent	Score	RPI	S	Opponent	Score		
												167	A	Stony Brook	49	63	
												219	A	Air Force	37	85	
												221	H	Howard	58	79	
												231	A	Binghamton	54	73	
												233	A	Colgate	52	71	
												241	H	Mt. St. Mary's	47	63	
												244	A	Robert Morris	49	71	
												259	A	Saint Francis (PA)	64	75	
												287	A	Army West Point	40	62	
												291	H	Central Conn. St.	74	67	
												298	A	Saint Peter's	58	75	
												315	A	Wagner	59	71	
												317	H	NJIT	64	43	
												327	H	Lafayette	57	63	
												351	A	LIU Brooklyn	69	52	
LAST 12 Division I GAMES:																	
244	A	Robert Morris	49	71	241	H	Mt. St. Mary's	47	63								
259	A	Saint Francis (PA)	64	75	351	A	LIU Brooklyn	69	52								
298	A	Saint Peter's	58	75	315	A	Wagner	59	71								
167	A	Stony Brook	49	63	291	H	Central Conn. St.	74	67								
287	A	Army West Point	40	62	231	A	Binghamton	54	73								
233	A	Colgate	52	71	221	H	Howard	58	79								

Fai rl ei gh Di cki nson

Average RPI Win:	289	WON-LOST	WINNING	LAST 10	STRENGTH OF	OPP. STRENGTH	TEAM	ADJ.	CONF.	ADJ CONF.
Average RPI Loss:	159	RECORD	PCT. RANK	GAMES	SCHEDULE	OF SCHEDULE	RPI	RPI	RPI	RPI
DIV. I ONLY	3- 16	322	0-10	93	313	283	283	15	15	
DIV. I NON-CONF.	3- 10	278	0- 1	170	324	295	295	18	18	

TOTALS	RPI 1-25	RPI 26-50	W-L RECORDS	RPI 51-100	RPI 101-150	RPI 150+				
3- 16	0- 0	0- 1	OVERALL	0- 4	0- 2	3- 9				
2- 10	0- 0	0- 0	HOME	0- 1	0- 2	2- 7				
1- 6	0- 0	0- 1	AWAY	0- 3	0- 0	1- 2				
0- 0	0- 0	0- 0	NEUTRAL	0- 0	0- 0	0- 0				
3- 10	0- 0	0- 1	NON-CONFERENCE	0- 2	0- 0	3- 7				
2- 6	0- 0	0- 0	HOME	0- 0	0- 0	2- 6				
1- 4	0- 0	0- 1	AWAY	0- 2	0- 0	1- 1				
0- 0	0- 0	0- 0	NEUTRAL	0- 0	0- 0	0- 0				
0- 6	0- 0	0- 0	CONFERENCE	0- 2	0- 2	0- 2				
0- 4	0- 0	0- 0	HOME	0- 1	0- 2	0- 1				
0- 2	0- 0	0- 0	AWAY	0- 1	0- 0	0- 1				
0- 0	0- 0	0- 0	NEUTRAL	0- 0	0- 0	0- 0				

RPI 1-25				RPI 26-50				RPI 51-100				RPI 101+				Team's RPI : 283	
RPI	S	Opponent	Score	RPI	S	Opponent	Score	RPI	S	Opponent	Score	RPI	S	Opponent	Score		
				29	A	Michigan St.	74 89										
								58	A	Old Domini on	53 87	125	H	Western Ky.	50 81		
								73	H	Mi ddle Tenn.	55 74	147	H	UAB	64 89		
								88	A	Tul ane	45 88	164	A	Charl otte	47 68		
								92	A	Li ttle Rock	38 61	166	H	Georgi a St.	59 75		
												170	H	Bradl ey	59 80		
												194	H	Hampton	68 72		
												199	H	Sai nt Loui s	61 93		
												230	H	Marshal l	67 72		
												250	A	Furman	57 73		
												261	A	Si ena	70 66		
												270	H	N. C. A&T	65 67		
												278	H	Ri chmond	69 55		
												290	H	Western Mi ch.	59 69		
												327	H	LaFayette	53 49		
LAST 12 Di vi si on I GAMES:																	
				164	A	Charlotte	47 68					199	H	Sai nt Loui s	61 93		
				58	A	Ol d Domi ni on	53 87					170	H	Bradl ey	59 80		
				73	H	Mi ddle Tenn.	55 74					125	H	Western Ky.	50 81		
				147	H	UAB	64 89					230	H	Marshal l	67 72		
				270	H	N. C. A&T	65 67					290	H	Western Mi ch.	59 69		
				29	A	Mi chi gan St.	74 89					250	A	Furman	57 73		

Non-Div I Games:

Fla. Atlantic

Average RPI Win:	230	WON-LOST	WINNING	LAST 10	STRENGTH OF	OPP. STRENGTH	TEAM	ADJ.	CONF.	ADJ CONF.
Average RPI Loss:	98	RECORD	PCT. RANK	GAMES	SCHEDULE	OF SCHEDULE	RPI	RPI	RPI	RPI
DIV. I ONLY	5- 14	287	2-8	54	108	214	214	6	6	
DIV. I NON-CONF.	4- 9	252	0- 1	117	204	249	249	6	6	

TOTALS	RPI 1-25	RPI 26-50	W-L RECORDS	RPI 51-100	RPI 101-150	RPI 150+				
5- 14	0- 3	1- 2	OVERALL	0- 3	0- 2	4- 4				
5- 5	0- 1	1- 0	HOME	0- 3	0- 0	4- 1				
0- 8	0- 2	0- 1	AWAY	0- 0	0- 2	0- 3				
0- 1	0- 0	0- 1	NEUTRAL	0- 0	0- 0	0- 0				
4- 9	0- 1	0- 2	NON-CONFERENCE	0- 2	0- 1	4- 3				
4- 3	0- 0	0- 0	HOME	0- 2	0- 0	4- 1				
0- 5	0- 1	0- 1	AWAY	0- 0	0- 1	0- 2				
0- 1	0- 0	0- 1	NEUTRAL	0- 0	0- 0	0- 0				
1- 5	0- 2	1- 0	CONFERENCE	0- 1	0- 1	0- 1				
1- 2	0- 1	1- 0	HOME	0- 1	0- 0	0- 0				
0- 3	0- 1	0- 0	AWAY	0- 0	0- 1	0- 1				
0- 0	0- 0	0- 0	NEUTRAL	0- 0	0- 0	0- 0				

RPI 1-25				RPI 26-50				RPI 51-100				RPI 101+ Team's RPI: 214			
RPI	S	Opponent	Score	RPI	S	Opponent	Score	RPI	S	Opponent	Score	RPI	S	Opponent	Score
8	H	Mississippi St.	42 90	28	A	Indiana	64 83	51	H	Northeastern	66 79	109	A	Ohio St.	41 46
18	A	South Carolina	40 71	37	H	Missouri	58 56	57	H	Auburn	56 64	122	A	Alabama	67 74
25	A	Florida St.	56 63	41	N	Utah	58 74	69	H	Northwestern	74 83	158	H	Texas Tech	72 67
												173	A	Mercer	82 92
												203	A	Ole Miss	66 76
												216	A	UNLV	53 56
												247	H	Gardner-Webb	58 60
												276	H	Bethune-Cookman	64 53
												336	H	Charleston So.	70 60
												345	H	Florida A&M	62 38

LAST 12 Division I GAMES:															
18	A	South Carolina	40 71	216	A	UNLV	53 56	8	H	Mississippi St.	42 90				
57	H	Auburn	56 64	203	A	Ole Miss	66 76	37	H	Missouri	58 56				
122	A	Alabama	67 74	336	H	Charleston So.	70 60	345	H	Florida A&M	62 38				
41	N	Utah	58 74	109	A	Ohio St.	41 46	276	H	Bethune-Cookman	64 53				

Non-Div I Games:

Florida

Average RPI Win:	220	WON-LOST	WINNING	LAST 10	STRENGTH OF	OPP. STRENGTH	TEAM	ADJ.	CONF.	ADJ CONF.
Average RPI Loss:	221	RECORD	PCT. RANK	GAMES	SCHEDULE	OF SCHEDULE	RPI	RPI	RPI	RPI
DIV. I ONLY	2- 14	331	2-8	314	300	345	345	32	32	
DIV. I NON-CONF.	1- 10	330	0- 1	265	200	340	340	32	32	

TOTALS	RPI 1-25	RPI 26-50	W-L RECORDS	RPI 51-100	RPI 101-150	RPI 150+				
2- 14	0- 0	0- 2	OVERALL	1- 1	0- 0	1- 11				
2- 3	0- 0	0- 0	HOME	1- 0	0- 0	1- 3				
0- 8	0- 0	0- 2	AWAY	0- 0	0- 0	0- 6				
0- 3	0- 0	0- 0	NEUTRAL	0- 1	0- 0	0- 2				
1- 10	0- 0	0- 2	NON-CONFERENCE	1- 1	0- 0	0- 7				
1- 1	0- 0	0- 0	HOME	1- 0	0- 0	0- 1				
0- 6	0- 0	0- 2	AWAY	0- 0	0- 0	0- 4				
0- 3	0- 0	0- 0	NEUTRAL	0- 1	0- 0	0- 2				
1- 4	0- 0	0- 0	CONFERENCE	0- 0	0- 0	1- 4				
1- 2	0- 0	0- 0	HOME	0- 0	0- 0	1- 2				
0- 2	0- 0	0- 0	AWAY	0- 0	0- 0	0- 2				
0- 0	0- 0	0- 0	NEUTRAL	0- 0	0- 0	0- 0				

RPI	S	Opponent	Score	RPI	S	Opponent	Score	RPI	S	Opponent	Score	RPI	S	Opponent	Score	Team's RPI: 345
30	A	Miami (FL)	54 103	88	N	Tulane	34 78	202	H	Jacksonville St.	31 62	214	A	Florida	38 62	
49	A	Tennessee	31 96	91	H	Miami (OH)	57 56	221	A	Howard	68 74	224	H	UMES	36 68	
								248	A	Stetson	44 69	260	A	Norfolk St.	58 60	
								290	N	Western Mich.	50 69	299	A	North Florida	53 64	
								308	A	FIU	54 77	318	N	Omaha	50 57	
								339	H	Savannah St.	50 54	348	H	Delaware St.	57 52	

LAST 12 Division I GAMES:																
260	A	Norfolk St.	58 60	318	N	Omaha	50 57									
221	A	Howard	68 74	348	H	Delaware St.	57 52									
88	N	Tulane	34 78	224	H	UMES	36 68									
30	A	Miami (FL)	54 103	339	H	Savannah St.	50 54									
290	N	Western Mich.	50 69	91	H	Miami (OH)	57 56									
248	A	Stetson	44 69	214	A	Florida	38 62									

Non-Div I Games: Edward Waters 70 64

Florida A&M

Average RPI Win:	138	WON-LOST	WINNING	LAST 10	STRENGTH OF	OPP. STRENGTH	TEAM	ADJ.	CONF.	ADJ CONF.
Average RPI Loss:	30	RECORD	PCT. RANK	GAMES	SCHEDULE	OF SCHEDULE	RPI	RPI	RPI	RPI
DIV. I ONLY	16- 3	20	8-2	65	20	25	25	1	1	
DIV. I NON-CONF.	12- 1	11	1- 0	125	73	28	28	1	1	

TOTALS	RPI 1-25	RPI 26-50	W-L RECORDS	RPI 51-100	RPI 101-150	RPI 150+				
16- 3	1- 1	2- 2	OVERALL	5- 0	1- 0	7- 0				
8- 3	0- 1	1- 2	HOME	3- 0	0- 0	4- 0				
6- 0	0- 0	1- 0	AWAY	2- 0	1- 0	2- 0				
2- 0	1- 0	0- 0	NEUTRAL	0- 0	0- 0	1- 0				
12- 1	1- 0	0- 1	NON-CONFERENCE	3- 0	1- 0	7- 0				
7- 1	0- 0	0- 1	HOME	3- 0	0- 0	4- 0				
3- 0	0- 0	0- 0	AWAY	0- 0	1- 0	2- 0				
2- 0	1- 0	0- 0	NEUTRAL	0- 0	0- 0	1- 0				
4- 2	0- 1	2- 1	CONFERENCE	2- 0	0- 0	0- 0				
1- 2	0- 1	1- 1	HOME	0- 0	0- 0	0- 0				
3- 0	0- 0	1- 0	AWAY	2- 0	0- 0	0- 0				
0- 0	0- 0	0- 0	NEUTRAL	0- 0	0- 0	0- 0				

RPI	S	Opponent	Score
5	H	Louisville	49 68
10	N	Iowa	71 67

RPI	S	Opponent	Score
38	H	Clemson	45 57
42	A	North Carolina	64 63
47	H	Duke	66 62
48	H	LSU	45 58

RPI	S	Opponent	Score
67	H	Creighton	71 52
78	A	Boston College	91 71
87	A	Virginia	63 61
96	H	Penn St.	87 58
99	H	Troy	103 67

RPI	S	Opponent	Score
111	A	St. John's (NY)	57 53
166	H	Georgia St.	79 43
173	A	Mercer	57 56
193	A	Milwaukee	87 62
195	H	Jacksonville	79 46
214	H	Florida	63 56
299	H	North Florida	74 53
324	N	Eastern Ky.	62 45

LAST 12 Division I GAMES:

38	H	Clemson	45 57	10	N	Iowa	71 67
42	A	North Carolina	64 63	5	H	Louisville	49 68
87	A	Virginia	63 61	47	H	Duke	66 62
166	H	Georgia St.	79 43	78	A	Boston College	91 71
193	A	Milwaukee	87 62	111	A	St. John's (NY)	57 53
67	H	Creighton	71 52	173	A	Mercer	57 56

Non-Div I Games:

Florida St.

Average RPI Win:	206	WON-LOST	WINNING	LAST 10	STRENGTH OF	OPP. STRENGTH	TEAM	ADJ.	CONF.	ADJ CONF.
Average RPI Loss:	87	RECORD	PCT. RANK	GAMES	SCHEDULE	OF SCHEDULE	RPI	RPI	RPI	RPI
DIV. I ONLY	13- 7	90	8-2	226	73	130	130	17	17	
DIV. I NON-CONF.	9- 5	105	1- 0	213	45	118	118	17	17	

TOTALS	RPI 1-25	RPI 26-50	W-L RECORDS	RPI 51-100	RPI 101-150	RPI 150+				
13- 7	0- 1	0- 0	OVERALL	2- 3	1- 3	10- 0				
7- 2	0- 0	0- 0	HOME	2- 1	0- 1	5- 0				
4- 4	0- 0	0- 0	AWAY	0- 2	0- 2	4- 0				
2- 1	0- 1	0- 0	NEUTRAL	0- 0	1- 0	1- 0				
9- 5	0- 1	0- 0	NON-CONFERENCE	2- 3	1- 1	6- 0				
6- 1	0- 0	0- 0	HOME	2- 1	0- 0	4- 0				
1- 3	0- 0	0- 0	AWAY	0- 2	0- 1	1- 0				
2- 1	0- 1	0- 0	NEUTRAL	0- 0	1- 0	1- 0				
4- 2	0- 0	0- 0	CONFERENCE	0- 0	0- 2	4- 0				
1- 1	0- 0	0- 0	HOME	0- 0	0- 1	1- 0				
3- 1	0- 0	0- 0	AWAY	0- 0	0- 1	3- 0				
0- 0	0- 0	0- 0	NEUTRAL	0- 0	0- 0	0- 0				

RPI 1-25				RPI 26-50				RPI 51-100				RPI 101+				Team's RPI: 130
RPI	S	Opponent	Score	RPI	S	Opponent	Score	RPI	S	Opponent	Score	RPI	S	Opponent	Score	
24	N	Texas	54 72					51	A	Northeastern	54 58	108	N	Washington	65 57	
								59	H	Maine	72 64	110	A	Dayton	50 72	
								73	H	Middle Tenn.	61 49	114	A	Pittsburgh	62 65	
								82	A	Georgetown	38 58	134	H	VCU	44 47	
								96	H	Penn St.	55 72	164	H	Charlotte	71 64	
												175	N	Ball St.	78 70	
												176	A	Rhode Island	56 38	
												189	A	George Washington	50 38	
												199	A	Saint Louis	56 53	
												265	H	Columbia	68 49	
												278	H	Richmond	60 48	
												315	H	Wagner	80 59	
												333	A	Iona	57 40	
												340	H	Manhattan	65 61	

LAST 12 Division I GAMES:																
110	A	Dayton	50 72	73	H	Middle Tenn.	61 49	24	N	Texas	54 72	108	N	Washington	65 57	
134	H	VCU	44 47	24	N	Texas	54 72	176	A	Rhode Island	56 38	333	A	Iona	57 40	
199	A	Saint Louis	56 53	265	H	Columbia	68 49									
278	H	Richmond	60 48													
189	A	George Washington	50 38													
59	H	Maine	72 64													

Non-Div I Games:

Fordham

Average RPI Win: 211	WON-LOST RECORD	WINNING PCT. RANK	LAST 10 GAMES	STRENGTH OF SCHEDULE	OPP. STRENGTH OF SCHEDULE	TEAM RPI	ADJ. RPI	CONF. RPI	ADJ CONF. RPI
Average RPI Loss: 84									
DIV. I ONLY	10- 5	84	8-2	235	82	119	119	13	13
DIV. I NON-CONF.	5- 4	139	0- 0	216	41	123	123	11	11

TOTALS	RPI 1-25	RPI 26-50	W-L RECORDS	RPI 51-100	RPI 101-150	RPI 150+			
10- 5	0- 1	0- 2	OVERALL	0- 1	1- 0	9- 1			
6- 1	0- 0	0- 0	HOME	0- 1	1- 0	5- 0			
4- 4	0- 1	0- 2	AWAY	0- 0	0- 0	4- 1			
0- 0	0- 0	0- 0	NEUTRAL	0- 0	0- 0	0- 0			
5- 4	0- 1	0- 2	NON-CONFERENCE	0- 0	1- 0	4- 1			
4- 0	0- 0	0- 0	HOME	0- 0	1- 0	3- 0			
1- 4	0- 1	0- 2	AWAY	0- 0	0- 0	1- 1			
0- 0	0- 0	0- 0	NEUTRAL	0- 0	0- 0	0- 0			
5- 1	0- 0	0- 0	CONFERENCE	0- 1	0- 0	5- 0			
2- 1	0- 0	0- 0	HOME	0- 1	0- 0	2- 0			
3- 0	0- 0	0- 0	AWAY	0- 0	0- 0	3- 0			
0- 0	0- 0	0- 0	NEUTRAL	0- 0	0- 0	0- 0			

RPI 1-25				RPI 26-50				RPI 51-100				RPI 101+ Team's RPI: 119			
RPI	S	Opponent	Score	RPI	S	Opponent	Score	RPI	S	Opponent	Score	RPI	S	Opponent	Score
11	A	Arizona St.	52 68	44	A	Southern California	61 62	60	H	Boise St.	60 72	126	H	UT Arlington	70 61
				50	A	UCLA	80 89					157	H	Utah St.	70 59
												162	H	Santa Clara	80 53
												174	A	Eastern Wash.	68 58
												193	H	Milwaukee	65 48
												208	A	San Diego St.	87 81
												210	A	Colorado St.	66 55
												237	A	Nevada	79 63
												254	A	Northern Ariz.	73 86
												319	H	San Jose St.	77 48
												323	H	Cal Poly	76 58

LAST 12 Division I GAMES:															
210	A	Colorado St.	66 55	208	A	San Diego St.	87 81								
319	H	San Jose St.	77 48	60	H	Boise St.	60 72								
11	A	Arizona St.	52 68	237	A	Nevada	79 63								
162	H	Santa Clara	80 53	157	H	Utah St.	70 59								
50	A	UCLA	80 89	44	A	Southern California	61 62								
174	A	Eastern Wash.	68 58	126	H	UT Arlington	70 61								

Non-Div I Games: Stanislaus St. 86 51 Fresno Pacific 90 51

Fresno St.

Average RPI Win: 293
Average RPI Loss: 142

WON-LOST
RECORD

WINNING
PCT. RANK

LAST 10
GAMES

STRENGTH OF
SCHEDULE

OPP. STRENGTH
OF SCHEDULE

TEAM
RPI

ADJ.
RPI

CONF.
RPI

ADJ CONF.
RPI

DIV. I ONLY	9- 8	154	5-5	330	168	250	250	24	24
DIV. I NON-CONF.	7- 6	153	0- 0	279	212	216	216	25	25
<hr/>									
TOTALS	RPI 1-25	RPI 26-50	W-L RECORDS	RPI 51-100	RPI 101-150	RPI 150+			
9- 8	0- 2	0- 0	OVERALL	0- 1	0- 2	9- 3			
7- 1	0- 0	0- 0	HOME	0- 1	0- 0	7- 0			
1- 6	0- 2	0- 0	AWAY	0- 0	0- 2	1- 2			
1- 1	0- 0	0- 0	NEUTRAL	0- 0	0- 0	1- 1			
7- 6	0- 2	0- 0	NON-CONFERENCE	0- 1	0- 1	7- 2			
5- 1	0- 0	0- 0	HOME	0- 1	0- 0	5- 0			
1- 4	0- 2	0- 0	AWAY	0- 0	0- 1	1- 1			
1- 1	0- 0	0- 0	NEUTRAL	0- 0	0- 0	1- 1			
2- 2	0- 0	0- 0	CONFERENCE	0- 0	0- 1	2- 1			
2- 0	0- 0	0- 0	HOME	0- 0	0- 0	2- 0			
0- 2	0- 0	0- 0	AWAY	0- 0	0- 1	0- 1			
0- 0	0- 0	0- 0	NEUTRAL	0- 0	0- 0	0- 0			

RPI 1-25				RPI 26-50				RPI 51-100				RPI 101+ Team's RPI: 250			
RPI	S	Opponent	Score	RPI	S	Opponent	Score	RPI	S	Opponent	Score	RPI	S	Opponent	Score
8	A	Mississippi St.	41 106					73	H	Middle Tenn.	71 78	118	A	Georgia	38 61
18	A	South Carolina	53 66									133	A	Chattanooga	53 73
												200	H	UNC Asheville	58 47
												240	N	Western Ill.	78 85
												247	H	Gardner-Webb	70 57
												258	A	ETSU	70 75
												283	H	Fla. Atlantic	73 57
												288	A	Kennesaw St.	63 74
												292	A	Col. of Charleston	70 67
												301	N	Fairfield	77 70
												316	H	UNC Greensboro	64 61
												325	H	Presbyterian	76 68
												328	H	Western Caro.	65 55
												341	H	USC Upstate	78 67
<hr/>															
LAST 12 Division I GAMES:															
325	H	Presbyterian	76 68	133	A	Chattanooga	53 73	258	A	ETSU	70 75	328	H	Western Caro.	65 55
18	A	South Carolina	53 66	200	H	UNC Asheville	58 47	316	H	UNC Greensboro	64 61	118	A	Georgia	38 61
240	N	Western Ill.	78 85	247	H	Gardner-Webb	70 57	283	H	Fla. Atlantic	73 57	292	A	Col. of Charleston	70 67
301	N	Fairfield	77 70												

Non-Div I Games:

Coker

71 42

North Greenville

74

78

Furman

Average RPI Win:	304	WON-LOST	WINNING	LAST 10	STRENGTH OF	OPP. STRENGTH	TEAM	ADJ.	CONF.	ADJ CONF.
Average RPI Loss:	178	RECORD	PCT. RANK	GAMES	SCHEDULE	OF SCHEDULE	RPI	RPI	RPI	RPI
DIV. I ONLY	4- 13	296	2-8	163	347	284	284	14	14	
DIV. I NON-CONF.	4- 6	212	0- 0	244	349	252	252	15	15	

TOTALS	RPI 1-25	RPI 26-50	W-L RECORDS	RPI 51-100	RPI 101-150	RPI 150+				
4- 13	0- 0	0- 0	OVERALL	0- 2	0- 4	4- 7				
2- 6	0- 0	0- 0	HOME	0- 1	0- 2	2- 3				
2- 7	0- 0	0- 0	AWAY	0- 1	0- 2	2- 4				
0- 0	0- 0	0- 0	NEUTRAL	0- 0	0- 0	0- 0				
4- 6	0- 0	0- 0	NON-CONFERENCE	0- 1	0- 1	4- 4				
2- 2	0- 0	0- 0	HOME	0- 0	0- 0	2- 2				
2- 4	0- 0	0- 0	AWAY	0- 1	0- 1	2- 2				
0- 0	0- 0	0- 0	NEUTRAL	0- 0	0- 0	0- 0				
0- 7	0- 0	0- 0	CONFERENCE	0- 1	0- 3	0- 3				
0- 4	0- 0	0- 0	HOME	0- 1	0- 2	0- 1				
0- 3	0- 0	0- 0	AWAY	0- 0	0- 1	0- 2				
0- 0	0- 0	0- 0	NEUTRAL	0- 0	0- 0	0- 0				

RPI 1-25				RPI 26-50				RPI 51-100				RPI 101+				Team's RPI: 284
RPI	S	Opponent	Score	RPI	S	Opponent	Score	RPI	S	Opponent	Score	RPI	S	Opponent	Score	
								86	A	Virginia Tech	49 78	118	A	Georgia	38 81	
								99	H	Troy	81 97	126	A	UT Arlington	48 81	
												126	H	UT Arlington	53 74	
												136	H	South Alabama	53 69	
												156	H	Texas St.	52 64	
												167	A	Stony Brook	43 72	
												173	H	Mercer	72 79	
												257	A	Louisiana	48 59	
												272	H	Wofford	65 81	
												276	H	Bethune-Cookman	77 76	
												277	H	Winthrop	64 55	
												288	A	Kennesaw St.	59 78	
												314	A	La.-Monroe	57 58	
												325	A	Presbyterian	69 68	
												339	A	Savannah St.	82 71	

LAST 12 Division I GAMES:																
314	A	La.-Monroe	57 58	126	A	UT Arlington	48 81									
126	H	UT Arlington	53 74	136	H	South Alabama	53 69									
156	H	Texas St.	52 64	99	H	Troy	81 97									
118	A	Georgia	38 81	257	A	Louisiana	48 59									
277	H	Winthrop	64 55	288	A	Kennesaw St.	59 78									
325	A	Presbyterian	69 68	276	H	Bethune-Cookman	77 76									

Non-Div I Games: Coastal Ga. 68 46

Ga. Southern

■ Loss,
 ■ Non-Conf, S Site,
 ■ Home
 ■ Away
 N Neutral

Average RPI Win:	255	WON-LOST	WINNING	LAST 10	STRENGTH OF	OPP. STRENGTH	TEAM	ADJ.	CONF.	ADJ CONF.
Average RPI Loss:	204	RECORD	PCT. RANK	GAMES	SCHEDULE	OF SCHEDULE	RPI	RPI	RPI	RPI
DIV. I ONLY	7- 8	196	6-4	279	329	247	247	28	28	
DIV. I NON-CONF.	3- 6	241	0- 0	272	278	268	268	29	29	
<hr/>										
TOTALS	RPI 1-25	RPI 26-50	W-L RECORDS	RPI 51-100	RPI 101-150	RPI 150+				
7- 8	0- 0	0- 0	OVERALL	0- 0	1- 3	6- 5				
3- 4	0- 0	0- 0	HOME	0- 0	1- 2	2- 2				
4- 4	0- 0	0- 0	AWAY	0- 0	0- 1	4- 3				
0- 0	0- 0	0- 0	NEUTRAL	0- 0	0- 0	0- 0				
3- 6	0- 0	0- 0	NON-CONFERENCE	0- 0	1- 2	2- 4				
1- 2	0- 0	0- 0	HOME	0- 0	1- 1	0- 1				
2- 4	0- 0	0- 0	AWAY	0- 0	0- 1	2- 3				
0- 0	0- 0	0- 0	NEUTRAL	0- 0	0- 0	0- 0				
4- 2	0- 0	0- 0	CONFERENCE	0- 0	0- 1	4- 1				
2- 2	0- 0	0- 0	HOME	0- 0	0- 1	2- 1				
2- 0	0- 0	0- 0	AWAY	0- 0	0- 0	2- 0				
0- 0	0- 0	0- 0	NEUTRAL	0- 0	0- 0	0- 0				

RPI 1-25				RPI 26-50				RPI 51-100				RPI 101+				Team's RPI: 247
RPI	S	Opponent	Score	RPI	S	Opponent	Score	RPI	S	Opponent	Score	RPI	S	Opponent	Score	
												120	A	Drexel	48	65
												138	H	Morehead St.	69	84
												139	H	High Point	61	78
												141	H	Davidson	54	49
												192	A	Delaware	45	69
												200	H	UNC Asheville	69	59
												214	A	Florida	60	58
												238	A	Campbell	52	38
												241	H	Mt. St. Mary's	62	69
												250	A	Furman	57	70
												272	A	Wofford	53	59
												277	H	Winthrop	62	64
												325	A	Presbyterian	66	58
												328	A	Western Caro.	62	52
												341	H	USC Upstate	92	72
<hr/>																
LAST 12 Division I GAMES:																
				200	H	UNC Asheville	69	59	341	H	USC Upstate	92	72			
				238	A	Campbell	52	38	277	H	Winthrop	62	64			
				328	A	Western Caro.	62	52	325	A	Presbyterian	66	58			
				192	A	Delaware	45	69	139	H	High Point	61	78			
				120	A	Drexel	48	65	241	H	Mt. St. Mary's	62	69			
				250	A	Furman	57	70	272	A	Wofford	53	59			

Non-Div I Games: Converse 79 51 Warren Wilson 100 37 Pfeiffer 82 46

Gardner-Webb

Average RPI Win: 234

Average RPI Loss: 144

WON-LOST
RECORDWINNING
PCT. RANKLAST 10
GAMESSTRENGTH OF
SCHEDULEOPP. STRENGTH
OF SCHEDULETEAM
RPIADJ.
RPICONF.
RPIADJ CONF.
RPIDIV. I ONLY
DIV. I NON-CONF.10- 8
8- 5143
1206-4
0- 0310
320127
128196
196196
19617
1717
17

TOTALS

RPI 1-25

RPI 26-50

W-L RECORDS

RPI 51-100

RPI 101-150

RPI 150+

10- 8

0- 0

0- 0

OVERALL

0- 1

0- 4

10- 3

5- 3

0- 0

0- 0

HOME

0- 0

0- 1

5- 2

5- 5

0- 0

0- 0

AWAY

0- 1

0- 3

5- 1

0- 0

0- 0

0- 0

NEUTRAL

0- 0

0- 0

0- 0

8- 5

0- 0

0- 0

NON-CONFERENCE

0- 1

0- 3

8- 1

5- 1

0- 0

0- 0

HOME

0- 0

0- 1

5- 0

3- 4

0- 0

0- 0

AWAY

0- 1

0- 2

3- 1

0- 0

0- 0

0- 0

NEUTRAL

0- 0

0- 0

0- 0

2- 3

0- 0

0- 0

CONFERENCE

0- 0

0- 1

2- 2

0- 2

0- 0

0- 0

HOME

0- 0

0- 0

0- 2

2- 1

0- 0

0- 0

AWAY

0- 0

0- 1

2- 0

0- 0

0- 0

0- 0

NEUTRAL

0- 0

0- 0

0- 0

RPI 1-25

RPI 26-50

RPI 51-100

RPI 101+

Team's RPI: 196

RPI S Opponent Score

RPI S Opponent Score

RPI S Opponent Score

RPI S Opponent Score

66 A Kansas 56 77

104 A American 71 86

108 A Washington 52 81

116 H Houston 56 66

141 A Davidson 59 67

152 H Duquesne 57 60

182 A Massachusetts 70 52

188 A UMKC 91 84

189 A George Washington 64 60

192 H Delaware 72 46

219 A Air Force 78 71

221 A Howard 59 73

224 H UMES 70 49

233 H Colgate 64 61

243 H St. Bonaventure 57 68

292 H Col. of Charleston 66 52

295 H Loyola Maryland 70 38

324 A Eastern Ky. 91 75

LAST 12 Division I GAMES:

141	A	Davidson	59	67	189	A	George Washington	64	60
292	H	Col. of Charleston	66	52	182	A	Massachusetts	70	52
224	H	UMES	70	49	152	H	Duquesne	57	60
116	H	Houston	56	66	243	H	St. Bonaventure	57	68
324	A	Eastern Ky.	91	75	108	A	Washington	52	81
192	H	Delaware	72	46	221	A	Howard	59	73

Average RPI Win:	159	WON-LOST	WINNING	LAST 10	STRENGTH OF	OPP. STRENGTH	TEAM	ADJ.	CONF.	ADJ CONF.
Average RPI Loss:	128	RECORD	PCT. RANK	GAMES	SCHEDULE	OF SCHEDULE	RPI	RPI	RPI	RPI
DIV. I ONLY	7- 12	243	5-5	69	138	189	189	17	17	
DIV. I NON-CONF.	3- 10	278	0- 0	47	118	225	225	17	17	

TOTALS	RPI 1-25	RPI 26-50	W-L RECORDS	RPI 51-100	RPI 101-150	RPI 150+				
7- 12	0- 1	0- 2	OVERALL	1- 2	3- 3	3- 4				
5- 6	0- 0	0- 1	HOME	1- 1	3- 1	1- 3				
2- 4	0- 0	0- 0	AWAY	0- 1	0- 2	2- 1				
0- 2	0- 1	0- 1	NEUTRAL	0- 0	0- 0	0- 0				
3- 10	0- 1	0- 2	NON-CONFERENCE	1- 2	1- 2	1- 3				
3- 4	0- 0	0- 1	HOME	1- 1	1- 0	1- 2				
0- 4	0- 0	0- 0	AWAY	0- 1	0- 2	0- 1				
0- 2	0- 1	0- 1	NEUTRAL	0- 0	0- 0	0- 0				
4- 2	0- 0	0- 0	CONFERENCE	0- 0	2- 1	2- 1				
2- 2	0- 0	0- 0	HOME	0- 0	2- 1	0- 1				
2- 0	0- 0	0- 0	AWAY	0- 0	0- 0	2- 0				
0- 0	0- 0	0- 0	NEUTRAL	0- 0	0- 0	0- 0				

RPI 1-25				RPI 26-50				RPI 51-100				RPI 101+				Team's RPI: 189
RPI	S	Opponent	Score	RPI	S	Opponent	Score	RPI	S	Opponent	Score	RPI	S	Opponent	Score	
6	N	NC State	61 69	26	H	Maryland	30 69	53	H	Villanova	45 60	103	H	Towson	76 63	
				36	N	Georgia Tech	55 70	55	A	James Madison	37 50	110	H	Dayton	46 45	
								83	H	Princeton	64 49	130	H	Fordham	38 50	
												134	H	VCU	57 48	
												137	A	South Fla.	30 63	
												148	A	William & Mary	59 73	
												173	H	Mercer	53 61	
												176	A	Rhode Island	64 59	
												196	H	George Mason	60 64	
												225	H	Memphis	51 38	
												245	H	Monmouth	51 55	
												281	A	La Salle	67 59	
												333	A	Iona	43 52	

LAST 12 Division I GAMES:																
				176	A	Rhode Island	64 59	134	H	VCU	57 48					
				130	H	Fordham	38 50	196	H	George Mason	60 64					
				225	H	Memphis	51 38	281	A	La Salle	67 59					
				148	A	William & Mary	59 73	110	H	Dayton	46 45					
				173	H	Mercer	53 61	53	H	Villanova	45 60					
				137	A	South Fla.	30 63	245	H	Monmouth	51 55					

Non-Div I Games:

George Washington

Average RPI Win:	174	WON-LOST	WINNING	LAST 10	STRENGTH OF	OPP. STRENGTH	TEAM	ADJ.	CONF.	ADJ CONF.
Average RPI Loss:	42	RECORD	PCT. RANK	GAMES	SCHEDULE	OF SCHEDULE	RPI	RPI	RPI	RPI
DIV. I ONLY	9- 9	163	4-6	17	56	82	82	5	5	
DIV. I NON-CONF.	6- 5	143	0- 0	33	88	83	83	4	4	

TOTALS	RPI 1-25	RPI 26-50	W-L RECORDS	RPI 51-100	RPI 101-150	RPI 150+				
9- 9	0- 4	0- 2	OVERALL	2- 2	2- 1	5- 0				
6- 5	0- 3	0- 1	HOME	1- 0	2- 1	3- 0				
3- 2	0- 0	0- 0	AWAY	1- 2	0- 0	2- 0				
0- 2	0- 1	0- 1	NEUTRAL	0- 0	0- 0	0- 0				
6- 5	0- 2	0- 1	NON-CONFERENCE	0- 1	2- 1	4- 0				
4- 2	0- 1	0- 0	HOME	0- 0	2- 1	2- 0				
2- 1	0- 0	0- 0	AWAY	0- 1	0- 0	2- 0				
0- 2	0- 1	0- 1	NEUTRAL	0- 0	0- 0	0- 0				
3- 4	0- 2	0- 1	CONFERENCE	2- 1	0- 0	1- 0				
2- 3	0- 2	0- 1	HOME	1- 0	0- 0	1- 0				
1- 1	0- 0	0- 0	AWAY	1- 1	0- 0	0- 0				
0- 0	0- 0	0- 0	NEUTRAL	0- 0	0- 0	0- 0				

RPI 1-25				RPI 26-50				RPI 51-100				Team's RPI : 82				RPI 101+			
RPI	S	Opponent	Score	RPI	S	Opponent	Score	RPI	S	Opponent	Score	RPI	S	Opponent	Score	RPI	S	Opponent	Score
2	N	Baylor	46 67	35	N	Buffalo	64 73	53	H	Villanova	68 63	114	H	Pittsburgh	70 41				
6	H	NC State	65 76	43	H	DePaul	64 69	55	A	James Madison	57 69	130	H	Fordham	58 38				
13	H	Marquette	62 72					67	A	Creighton	38 65	134	H	VCU	45 47				
23	H	Butler	50 59					90	A	Providence	68 52	181	H	Xavier	68 61				
												198	A	Rider	79 49				
												224	H	UMES	74 55				
												278	A	Richmond	73 53				
												295	H	Loyola Maryland	45 30				
LAST 12 Division I GAMES:																			
90	A	Providence	68 52	53	H	Villanova	68 63												
23	H	Butler	50 59	13	H	Marquette	62 72												
181	H	Xavier	68 61	43	H	DePaul	64 69												
198	A	Rider	79 49	67	A	Creighton	38 65												
6	H	NC State	65 76	130	H	Fordham	58 38												
134	H	VCU	45 47	2	N	Baylor	46 67												

Average RPI Win:	233	WON-LOST	WINNING	LAST 10	STRENGTH OF	OPP. STRENGTH	TEAM	ADJ.	CONF.	ADJ CONF.
Average RPI Loss:	33	RECORD	PCT. RANK	GAMES	SCHEDULE	OF SCHEDULE	RPI	RPI	RPI	RPI
DIV. I ONLY	12- 7	101	6-4	147	89	118	118	6	6	
DIV. I NON-CONF.	9- 4	85	0- 0	276	221	169	169	6	6	

TOTALS	RPI 1-25	RPI 26-50	W-L RECORDS	RPI 51-100	RPI 101-150	RPI 150+				
12- 7	0- 2	2- 4	OVERALL	0- 1	0- 0	10- 0				
10- 1	0- 1	2- 0	HOME	0- 0	0- 0	8- 0				
1- 5	0- 1	0- 3	AWAY	0- 1	0- 0	1- 0				
1- 1	0- 0	0- 1	NEUTRAL	0- 0	0- 0	1- 0				
9- 4	0- 0	0- 3	NON-CONFERENCE	0- 1	0- 0	9- 0				
8- 0	0- 0	0- 0	HOME	0- 0	0- 0	8- 0				
0- 3	0- 0	0- 2	AWAY	0- 1	0- 0	0- 0				
1- 1	0- 0	0- 1	NEUTRAL	0- 0	0- 0	1- 0				
3- 3	0- 2	2- 1	CONFERENCE	0- 0	0- 0	1- 0				
2- 1	0- 1	2- 0	HOME	0- 0	0- 0	0- 0				
1- 2	0- 1	0- 1	AWAY	0- 0	0- 0	1- 0				
0- 0	0- 0	0- 0	NEUTRAL	0- 0	0- 0	0- 0				

RPI 1-25				RPI 26-50				RPI 51-100				RPI 101+ Team's RPI: 118			
RPI	S	Opponent	Score	RPI	S	Opponent	Score	RPI	S	Opponent	Score	RPI	S	Opponent	Score
8	A	Mississippi St.	71 80	26	N	Maryland	51 58	53	A	Villanova	56 62	165	A	Vanderbilt	71 64
21	H	Texas A&M	66 76	36	A	Georgia Tech	53 63					173	H	Mercer	67 60
				37	A	Missouri	35 61					243	H	St. Bonaventure	67 40
				48	H	LSU	63 50					250	H	Furman	61 38
				49	H	Tennessee	66 62					277	H	Winthrop	85 39
				50	A	UCLA	69 80					284	H	Ga. Southern	81 38
LAST 12 Division I GAMES:															
				165	A	Vanderbilt	71 64	21	H	Texas A&M	66 76				
				48	H	LSU	63 50	37	A	Missouri	35 61				
				325	H	Presbyterian	83 59	49	H	Tennessee	66 62				
				284	H	Ga. Southern	81 38	8	A	Mississippi St.	71 80				
				326	H	Lipscomb	77 45	250	H	Furman	61 38				
				53	A	Villanova	56 62	336	H	Charleston So.	83 75				

Non-Div I Games:

Georgia

Average RPI Win:	252	WON-LOST	WINNING	LAST 10	STRENGTH OF	OPP. STRENGTH	TEAM	ADJ.	CONF.	ADJ CONF.
Average RPI Loss:	121	RECORD	PCT. RANK	GAMES	SCHEDULE	OF SCHEDULE	RPI	RPI	RPI	RPI
DIV. I ONLY	10- 8	143	6-4	179	267	166	166	14	14	
DIV. I NON-CONF.	6- 5	143	0- 0	251	253	190	190	15	15	

TOTALS	RPI 1-25	RPI 26-50	W-L RECORDS	RPI 51-100	RPI 101-150	RPI 150+				
10- 8	0- 1	0- 1	OVERALL	1- 2	1- 1	8- 3				
6- 3	0- 0	0- 1	HOME	1- 0	1- 1	4- 1				
4- 5	0- 1	0- 0	AWAY	0- 2	0- 0	4- 2				
0- 0	0- 0	0- 0	NEUTRAL	0- 0	0- 0	0- 0				
6- 5	0- 1	0- 1	NON-CONFERENCE	0- 2	0- 0	6- 1				
4- 1	0- 0	0- 1	HOME	0- 0	0- 0	4- 0				
2- 4	0- 1	0- 0	AWAY	0- 2	0- 0	2- 1				
0- 0	0- 0	0- 0	NEUTRAL	0- 0	0- 0	0- 0				
4- 3	0- 0	0- 0	CONFERENCE	1- 0	1- 1	2- 2				
2- 2	0- 0	0- 0	HOME	1- 0	1- 1	0- 1				
2- 1	0- 0	0- 0	AWAY	0- 0	0- 0	2- 1				
0- 0	0- 0	0- 0	NEUTRAL	0- 0	0- 0	0- 0				

RPI 1-25				RPI 26-50				RPI 51-100				RPI 101+				Team's RPI: 166
RPI	S	Opponent	Score	RPI	S	Opponent	Score	RPI	S	Opponent	Score	RPI	S	Opponent	Score	
25	A	Florida St.	43 79	36	H	Georgia Tech	71 78	73	A	Middle Tenn.	54 69	126	H	UT Arlington	50 48	
								81	A	Rice	49 66	136	H	South Alabama	59 68	
								99	H	Troy	84 80	156	A	Texas St.	57 34	
												156	H	Texas St.	60 69	
												202	A	Jacksonville St.	56 61	
												257	A	Louisiana	54 57	
												276	H	Bethune-Cookman	62 57	
												283	A	Fla. Atlantic	75 59	
												288	H	Kennesaw St.	79 73	
												308	A	FIU	67 61	
												314	A	La.-Monroe	56 41	
												316	H	UNC Greensboro	70 63	
												349	H	N.C. Central	65 54	
LAST 12 Division I GAMES:																
257	A	Louisiana	54 57	156	A	Texas St.	57 34									
156	H	Texas St.	60 69	99	H	Troy	84 80									
126	H	UT Arlington	50 48	136	H	South Alabama	59 68									
25	A	Florida St.	43 79	314	A	La.-Monroe	56 41									
276	H	Bethune-Cookman	62 57	202	A	Jacksonville St.	56 61									
349	H	N.C. Central	65 54	288	H	Kennesaw St.	79 73									

Non-Div I Games:

Georgia St.

Average RPI Win:	154	WON-LOST	WINNING	LAST 10	STRENGTH OF	OPP. STRENGTH	TEAM	ADJ.	CONF.	ADJ CONF.
Average RPI Loss:	49	RECORD	PCT. RANK	GAMES	SCHEDULE	OF SCHEDULE	RPI	RPI	RPI	RPI
DIV. I ONLY	13- 6	77	6-4	43	29	36	36	1	1	
DIV. I NON-CONF.	10- 3	59	0- 0	155	121	59	59	1	1	

TOTALS	RPI 1-25	RPI 26-50	W-L RECORDS	RPI 51-100	RPI 101-150	RPI 150+				
13- 6	1- 2	1- 2	OVERALL	2- 0	3- 2	6- 0				
8- 1	1- 1	1- 0	HOME	0- 0	2- 0	4- 0				
2- 4	0- 1	0- 2	AWAY	1- 0	0- 1	1- 0				
3- 1	0- 0	0- 0	NEUTRAL	1- 0	1- 1	1- 0				
10- 3	0- 0	0- 1	NON-CONFERENCE	1- 0	3- 2	6- 0				
6- 0	0- 0	0- 0	HOME	0- 0	2- 0	4- 0				
1- 2	0- 0	0- 1	AWAY	0- 0	0- 1	1- 0				
3- 1	0- 0	0- 0	NEUTRAL	1- 0	1- 1	1- 0				
3- 3	1- 2	1- 1	CONFERENCE	1- 0	0- 0	0- 0				
2- 1	1- 1	1- 0	HOME	0- 0	0- 0	0- 0				
1- 2	0- 1	0- 1	AWAY	1- 0	0- 0	0- 0				
0- 0	0- 0	0- 0	NEUTRAL	0- 0	0- 0	0- 0				

RPI 1-25				RPI 26-50				RPI 51-100				RPI 101+			
RPI	S	Opponent	Score	RPI	S	Opponent	Score	RPI	S	Opponent	Score	RPI	S	Opponent	Score
1	H	Notre Dame	55 76	26	A	Maryland	54 67	70	N	Seton Hall	84 73	102	H	Appalachian St.	71 53
5	A	Louisville	44 61	38	A	Clemson	61 71	78	A	Boston College	81 76	107	N	Idaho St.	74 51
9	H	Syracuse	65 55	47	H	Duke	70 64					110	N	Dayton	66 85
												116	A	Houston	89 95
												118	H	Georgia	63 53
												166	A	Georgia St.	78 71
												189	N	George Washington	70 55
												227	H	Alabama St.	69 42
												272	H	Wofford	81 40
												288	H	Kennesaw St.	60 35
												328	H	Western Caro.	84 49
LAST 12 Division I GAMES:															
1	H	Notre Dame	55 76	9	H	Syracuse	65 55	38	A	Clemson	61 71	5	A	Louisville	44 61
78	A	Boston College	81 76	272	H	Wofford	81 40	47	H	Duke	70 64	227	H	Alabama St.	69 42
272	H	Wofford	81 40	110	N	Dayton	66 85	166	A	Georgia St.	78 71				
70	N	Seton Hall	84 73	288	H	Kennesaw St.	60 35								

Non-Div I Games:

Georgia Tech

Average RPI	Win: 130	WON-LOST	WINNING	LAST 10	STRENGTH OF	OPP. STRENGTH	TEAM	ADJ.	CONF.	ADJ CONF.
Average RPI	Loss: 11	RECORD	PCT. RANK	GAMES	SCHEDULE	OF SCHEDULE	RPI	RPI	RPI	RPI
DIV. I ONLY	18- 2	11	9-1	57	13	15	15	7	7	
DIV. I NON-CONF.	11- 1	13	1- 0	63	4	11	11	7	7	

TOTALS	RPI 1-25	RPI 26-50	W-L RECORDS	RPI 51-100	RPI 101-150	RPI 150+				
18- 2	2- 2	1- 0	OVERALL	3- 0	5- 0	7- 0				
10- 0	1- 0	1- 0	HOME	2- 0	3- 0	3- 0				
6- 1	0- 1	0- 0	AWAY	1- 0	1- 0	4- 0				
2- 1	1- 1	0- 0	NEUTRAL	0- 0	1- 0	0- 0				
11- 1	2- 1	0- 0	NON-CONFERENCE	2- 0	3- 0	4- 0				
6- 0	1- 0	0- 0	HOME	1- 0	2- 0	2- 0				
3- 0	0- 0	0- 0	AWAY	1- 0	0- 0	2- 0				
2- 1	1- 1	0- 0	NEUTRAL	0- 0	1- 0	0- 0				
7- 1	0- 1	1- 0	CONFERENCE	1- 0	2- 0	3- 0				
4- 0	0- 0	1- 0	HOME	1- 0	1- 0	1- 0				
3- 1	0- 1	0- 0	AWAY	0- 0	1- 0	2- 0				
0- 0	0- 0	0- 0	NEUTRAL	0- 0	0- 0	0- 0				

RPI	S	Opponent	Score	RPI	S	Opponent	Score	RPI	S	Opponent	Score	RPI	S	Opponent	Score
1	N	Notre Dame	65 81	45	H	Saint Mary's (CA)	74 62	76	H	Paci fic	88 65	107	H	Idaho St.	70 51
4	H	Stanford	79 73					93	H	Washington St.	76 53	115	A	Loyol a Marymount	78 53
16	N	Rutgers	57 40					94	A	Missouri St.	70 67	125	N	Western Ky.	76 55
20	A	BYU	68 70									127	H	Idaho	88 51
												145	H	Portl and	97 71
												151	H	Montana	76 52
												160	A	Pepperdi ne	79 54
												174	A	Eastern Wash.	63 51
												210	H	Colorado St.	50 39
												216	A	UNLV	70 59
												236	H	San Franci sco	78 51
												249	A	San Di ego	86 61

LAST 12 Division I GAMES:															
20	A	BYU	68 70	125	N	Western Ky.	76 55	16	N	Rutgers	57 40	236	H	San Franci sco	78 51
145	H	Portland	97 71	16	N	Rutgers	57 40	249	A	San Di ego	86 61	127	H	Idaho	88 51
76	H	Paci fic	88 65	236	H	San Franci sco	78 51	94	A	Missouri St.	70 67				
45	H	Saint Mary's (CA)	74 62												
160	A	Pepperdi ne	79 54												
115	A	Loyol a Marymount	78 53												

Non-Div I Games:

Gonzaga

Average RPI Win:	223	WON-LOST	WINNING	LAST 10	STRENGTH OF	OPP. STRENGTH	TEAM	ADJ.	CONF.	ADJ CONF.
Average RPI Loss:	126	RECORD	PCT. RANK	GAMES	SCHEDULE	OF SCHEDULE	RPI	RPI	RPI	RPI
DIV. I ONLY	8- 10	204	7-3	180	171	161	161	29	29	
DIV. I NON-CONF.	3- 9	271	0- 0	58	90	179	179	26	26	

TOTALS	RPI 1-25	RPI 26-50	W-L RECORDS	RPI 51-100	RPI 101-150	RPI 150+				
8- 10	0- 0	1- 1	OVERALL	0- 3	1- 3	6- 3				
2- 1	0- 0	0- 0	HOME	0- 0	0- 0	2- 1				
4- 8	0- 0	0- 0	AWAY	0- 3	0- 3	4- 2				
2- 1	0- 0	1- 1	NEUTRAL	0- 0	1- 0	0- 0				
3- 9	0- 0	1- 1	NON-CONFERENCE	0- 3	1- 3	1- 2				
1- 0	0- 0	0- 0	HOME	0- 0	0- 0	1- 0				
0- 8	0- 0	0- 0	AWAY	0- 3	0- 3	0- 2				
2- 1	0- 0	1- 1	NEUTRAL	0- 0	1- 0	0- 0				
5- 1	0- 0	0- 0	CONFERENCE	0- 0	0- 0	5- 1				
1- 1	0- 0	0- 0	HOME	0- 0	0- 0	1- 1				
4- 0	0- 0	0- 0	AWAY	0- 0	0- 0	4- 0				
0- 0	0- 0	0- 0	NEUTRAL	0- 0	0- 0	0- 0				

RPI	S	Opponent	Score	RPI	S	Opponent	Score	RPI	S	Opponent	Score	RPI	S	Opponent	Score
28	N	Indiana	65 62	57	A	Auburn	48 97	115	N	Loyola Marymount	62 61				
30	N	South Dakota	53 67	66	A	Kansas	45 76	122	A	Alabama	55 73				
				68	A	Oklahoma St.	40 86	126	A	UT Arlington	54 78				
								137	A	South Fla.	50 67				
								185	H	Southern U.	81 86				
								191	A	Southern Miss.	47 68				
								211	A	Prairie View	64 63				
								227	A	Alabama St.	80 72				
								246	A	Texas Southern	75 67				
								273	A	Wichita St.	61 70				
								282	A	Alabama A&M	63 51				
								322	H	McNeese	75 51				
								350	H	Alcorn	61 56				
LAST 12 Division I GAMES:															
282	A	Alabama A&M	63 51	211	A	Prairie View	64 63								
227	A	Alabama St.	80 72	246	A	Texas Southern	75 67								
68	A	Oklahoma St.	40 86	350	H	Alcorn	61 56								
115	N	Loyola Marymount	62 61	185	H	Southern U.	81 86								
28	N	Indiana	65 62	137	A	South Fla.	50 67								
30	N	South Dakota	53 67	273	A	Wichita St.	61 70								

Non-Div I Games:

Grambling

Average RPI Win:	293	WON-LOST	WINNING	LAST 10	STRENGTH OF	OPP. STRENGTH	TEAM	ADJ.	CONF.	ADJ CONF.
Average RPI Loss:	211	RECORD	PCT. RANK	GAMES	SCHEDULE	OF SCHEDULE	RPI	RPI	RPI	RPI
DIV. I ONLY	4- 12	290	2-8	332	297	337	337	30	30	
DIV. I NON-CONF.	2- 8	293	0- 0	311	299	344	344	30	30	

TOTALS	RPI 1-25	RPI 26-50	W-L RECORDS	RPI 51-100	RPI 101-150	RPI 150+				
4- 12	0- 0	0- 0	OVERALL	0- 0	0- 2	4- 10				
3- 4	0- 0	0- 0	HOME	0- 0	0- 1	3- 3				
1- 8	0- 0	0- 0	AWAY	0- 0	0- 1	1- 7				
0- 0	0- 0	0- 0	NEUTRAL	0- 0	0- 0	0- 0				
2- 8	0- 0	0- 0	NON-CONFERENCE	0- 0	0- 2	2- 6				
2- 3	0- 0	0- 0	HOME	0- 0	0- 1	2- 2				
0- 5	0- 0	0- 0	AWAY	0- 0	0- 1	0- 4				
0- 0	0- 0	0- 0	NEUTRAL	0- 0	0- 0	0- 0				
2- 4	0- 0	0- 0	CONFERENCE	0- 0	0- 0	2- 4				
1- 1	0- 0	0- 0	HOME	0- 0	0- 0	1- 1				
1- 3	0- 0	0- 0	AWAY	0- 0	0- 0	1- 3				
0- 0	0- 0	0- 0	NEUTRAL	0- 0	0- 0	0- 0				

RPI 1-25				RPI 26-50				RPI 51-100				RPI 101+ Team's RPI: 337			
RPI	S	Opponent	Score	RPI	S	Opponent	Score	RPI	S	Opponent	Score	RPI	S	Opponent	Score
												117	A	UNCW	55 77
												140	H	Portland St.	55 60
												151	H	Montana	47 69
												155	H	Indiana St.	81 88
												162	A	Santa Clara	55 75
												180	H	New Mexico St.	54 51
												188	A	UMKC	45 73
												217	A	East Carolina	47 59
												239	A	Utah Valley	46 57
												253	H	UTRGV	50 66
												268	A	Long Beach St.	50 57
												300	A	UC Santa Barbara	55 66
												304	H	Incarnate Word	74 63
												338	A	Seattle U	74 73
												344	A	Chicago St.	48 50
												351	H	LIU Brooklyn	65 62

LAST 12 Division I GAMES:															
338	A	Seattle U	74 73	188	A	UMKC	45 73								
239	A	Utah Valley	46 57	344	A	Chicago St.	48 50								
162	A	Santa Clara	55 75	253	H	UTRGV	50 66								
268	A	Long Beach St.	50 57	180	H	New Mexico St.	54 51								
140	H	Portland St.	55 60	300	A	UC Santa Barbara	55 66								
151	H	Montana	47 69	351	H	LIU Brooklyn	65 62								

Non-Div I Games:

Grand Canyon

Average RPI Win:	200	WON-LOST	WINNING	LAST 10	STRENGTH OF	OPP. STRENGTH	TEAM	ADJ.	CONF.	ADJ CONF.
Average RPI Loss:	44	RECORD	PCT. RANK	GAMES	SCHEDULE	OF SCHEDULE	RPI	RPI	RPI	RPI
DIV. I ONLY	11- 6	92	8-2	117	87	65	65	20	20	
DIV. I NON-CONF.	4- 5	190	0- 0	8	9	38	38	19	19	

TOTALS	RPI 1-25	RPI 26-50	W-L RECORDS	RPI 51-100	RPI 101-150	RPI 150+				
11- 6	0- 1	1- 3	OVERALL	1- 2	2- 0	7- 0				
6- 1	0- 0	0- 0	HOME	1- 1	2- 0	3- 0				
5- 5	0- 1	1- 3	AWAY	0- 1	0- 0	4- 0				
0- 0	0- 0	0- 0	NEUTRAL	0- 0	0- 0	0- 0				
4- 5	0- 1	1- 3	NON-CONFERENCE	1- 1	1- 0	1- 0				
3- 1	0- 0	0- 0	HOME	1- 1	1- 0	1- 0				
1- 4	0- 1	1- 3	AWAY	0- 0	0- 0	0- 0				
0- 0	0- 0	0- 0	NEUTRAL	0- 0	0- 0	0- 0				
7- 1	0- 0	0- 0	CONFERENCE	0- 1	1- 0	6- 0				
3- 0	0- 0	0- 0	HOME	0- 0	1- 0	2- 0				
4- 1	0- 0	0- 0	AWAY	0- 1	0- 0	4- 0				
0- 0	0- 0	0- 0	NEUTRAL	0- 0	0- 0	0- 0				

RPI 1-25				RPI 26-50				RPI 51-100				RPI 101+			
RPI	S	Opponent	Score	RPI	S	Opponent	Score	RPI	S	Opponent	Score	RPI	S	Opponent	Score
13	A	Marquette	54 80	30	A	South Dakota	49 55	59	H	Maine	70 39	110	H	Dayton	51 35
				32	A	South Dakota St.	47 77	69	H	Northwestern	55 57	123	H	Youngstown St.	60 42
				37	A	Missouri	56 49	79	A	Wright St.	67 85	177	H	Wisconsin	55 46
				43	A	DePaul	64 73					193	A	Milwaukee	76 62
												263	H	Cleveland St.	62 53
												279	A	Northern Ky.	81 61
												297	A	Oakland	77 53
												330	A	Detroit Mercy	65 40
												332	H	UIC	62 32

LAST 12 Division I GAMES:															
				263	H	Cleveland St.	62 53	332	H	UIC	62 32				
				279	A	Northern Ky.	81 61	297	A	Oakland	77 53				
				79	A	Wright St.	67 85	330	A	Detroit Mercy	65 40				
				193	A	Milwaukee	76 62	123	H	Youngstown St.	60 42				
				13	A	Marquette	54 80	30	A	South Dakota	49 55				
				177	H	Wisconsin	55 46	32	A	South Dakota St.	47 77				

Non-Div I Games: Wis.-Parkside 81 32

Green Bay

Average RPI Win: 233
Average RPI Loss: 169

WON-LOST
RECORD

WINNING
PCT. RANK

LAST 10
GAMES

STRENGTH OF
SCHEDULE

OPP. STRENGTH
OF SCHEDULE

TEAM
RPI

ADJ.
RPI

CONF.
RPI

ADJ CONF.
RPI

DIV. I ONLY	8- 8	163	5-5	240	237	194	194	28	28
DIV. I NON-CONF.	3- 7	256	0- 1	190	131	259	259	29	29
TOTALS	RPI 1-25	RPI 26-50	W-L RECORDS	RPI 51-100	RPI 101-150	RPI 150+			
8- 8	0- 1	0- 0	OVERALL	1- 1	1- 1	6- 5			
4- 2	0- 0	0- 0	HOME	1- 0	1- 1	2- 1			
4- 4	0- 1	0- 0	AWAY	0- 0	0- 0	4- 3			
0- 2	0- 0	0- 0	NEUTRAL	0- 1	0- 0	0- 1			
3- 7	0- 1	0- 0	NON-CONFERENCE	1- 1	0- 1	2- 4			
2- 2	0- 0	0- 0	HOME	1- 0	0- 1	1- 1			
1- 3	0- 1	0- 0	AWAY	0- 0	0- 0	1- 2			
0- 2	0- 0	0- 0	NEUTRAL	0- 1	0- 0	0- 1			
5- 1	0- 0	0- 0	CONFERENCE	0- 0	1- 0	4- 1			
2- 0	0- 0	0- 0	HOME	0- 0	1- 0	1- 0			
3- 1	0- 0	0- 0	AWAY	0- 0	0- 0	3- 1			
0- 0	0- 0	0- 0	NEUTRAL	0- 0	0- 0	0- 0			

RPI	S	Opponent	Score	RPI	S	Opponent	Score	RPI	S	Opponent	Score	RPI	S	Opponent	Score	Team's RPI: 194
6	A	NC State	51 83					55	H	James Madison	72 65	133	H	Chattanooga	50 58	
								72	N	SFA	68 70	146	H	Radford	68 54	
												190	H	Elon	62 77	
												197	A	Cornell	53 79	
												200	A	UNC Asheville	61 58	
												222	H	Samford	64 57	
												238	A	Campbell	46 52	
												252	N	Sacramento St.	61 65	
												265	A	Columbia	63 88	
												277	A	Winthrop	84 63	
												283	A	Fla. Atlantic	72 68	
												336	A	Charleston So.	74 66	
												346	H	Longwood	66 40	
LAST 12 Division I GAMES:																
146	H	Radford	68 54	252	N	Sacramento St.	61 65	277	A	Winthrop	84 63	346	H	Longwood	66 40	
200	A	UNC Asheville	61 58	277	A	Winthrop	84 63	238	A	Campbell	46 52	346	H	Longwood	66 40	
336	A	Charleston So.	74 66	238	A	Campbell	46 52	346	H	Longwood	66 40	346	H	Longwood	66 40	
265	A	Columbia	63 88	346	H	Longwood	66 40	346	H	Longwood	66 40	346	H	Longwood	66 40	
197	A	Cornell	53 79	346	H	Longwood	66 40	346	H	Longwood	66 40	346	H	Longwood	66 40	
72	N	SFA	68 70	346	H	Longwood	66 40	346	H	Longwood	66 40	346	H	Longwood	66 40	
				190	H	Elon	62 77									

Non-Div I Games: Mid-Atlantic Christ. 115 48

Hampton

Average RPI	Win:	232	WON-LOST	WINNING	LAST 10	STRENGTH OF	OPP. STRENGTH	TEAM	ADJ.	CONF.	ADJ CONF.
Average RPI	Loss:	58	RECORD	PCT. RANK	GAMES	SCHEDULE	OF SCHEDULE	RPI	RPI	RPI	RPI
DIV. I ONLY		13- 7		90	8-2	145	161	100	100	23	23
DIV. I NON-CONF.		7- 7		162	0- 1	98	84	117	117	23	23
<hr/>											
TOTALS	RPI 1-25		RPI 26-50		W-L RECORDS	RPI 51-100		RPI 101-150		RPI 150+	
13- 7	0- 1		0- 3		OVERALL	2- 2		1- 0		10- 1	
6- 2	0- 0		0- 1		HOME	2- 1		1- 0		3- 0	
7- 3	0- 0		0- 2		AWAY	0- 1		0- 0		7- 0	
0- 2	0- 1		0- 0		NEUTRAL	0- 0		0- 0		0- 1	
7- 7	0- 1		0- 3		NON-CONFERENCE	1- 2		1- 0		5- 1	
4- 2	0- 0		0- 1		HOME	1- 1		1- 0		2- 0	
3- 3	0- 0		0- 2		AWAY	0- 1		0- 0		3- 0	
0- 2	0- 1		0- 0		NEUTRAL	0- 0		0- 0		0- 1	
6- 0	0- 0		0- 0		CONFERENCE	1- 0		0- 0		5- 0	
2- 0	0- 0		0- 0		HOME	1- 0		0- 0		1- 0	
4- 0	0- 0		0- 0		AWAY	0- 0		0- 0		4- 0	
0- 0	0- 0		0- 0		NEUTRAL	0- 0		0- 0		0- 0	

RPI 1-25				RPI 26-50				RPI 51-100				Team's RPI: 100				RPI 101+			
RPI	S	Opponent	Score	RPI	S	Opponent	Score	RPI	S	Opponent	Score	RPI	S	Opponent	Score	RPI	S	Opponent	Score
5	N	Louisville	69 86	29	H	Michigan St.	66 74	53	A	Villanova	41 59	148	H	William & Mary	50 45				
				30	A	Miami (FL)	62 75	59	H	Maine	49 46	163	N	Southern Ill.	50 72				
				46	A	New Mexico	65 72	64	H	Harvard	73 60	167	A	Stony Brook	64 36				
								83	H	Princeton	38 75	176	A	Rhode Island	65 51				
												269	H	Vermont	61 32				
												280	H	Bryant	67 57				
												291	A	Central Conn. St.	54 52				
												294	A	UMass Lowell	66 44				
												310	A	New Hampshire	66 48				
												317	A	NJIT	84 53				
												320	H	Morgan St.	80 59				
												321	A	UMBC	66 52				
LAST 12 Division I GAMES:																			
				59	H	Maine	49 46	46	A	New Mexico	65 72								
				269	H	Vermont	61 32	30	A	Miami (FL)	62 75								
				321	A	UMBC	66 52	310	A	New Hampshire	66 48								
				167	A	Stony Brook	64 36	294	A	UMass Lowell	66 44								
				317	A	NJIT	84 53	83	H	Princeton	38 75								
				291	A	Central Conn. St.	54 52	29	H	Michigan St.	66 74								

Non-Div I Games:

Hartford

Average RPI	Win:	190	WON-LOST	WINNING	LAST 10	STRENGTH OF	OPP. STRENGTH	TEAM	ADJ.	CONF.	ADJ CONF.
Average RPI	Loss:	44	RECORD	PCT. RANK	GAMES	SCHEDULE	OF SCHEDULE	RPI	RPI	RPI	RPI
DIV. I ONLY		8- 6		133	6-4	49	48	64	64	11	11
DIV. I NON-CONF.		7- 6		153	1- 0	54	25	67	67	10	10

TOTALS	RPI 1-25		RPI 26-50		W-L RECORDS	RPI 51-100		RPI 101-150		RPI 150+	
8- 6	0- 2		1- 1		OVERALL	0- 3		0- 0		7- 0	
3- 3	0- 1		0- 0		HOME	0- 2		0- 0		3- 0	
4- 3	0- 1		1- 1		AWAY	0- 1		0- 0		3- 0	
1- 0	0- 0		0- 0		NEUTRAL	0- 0		0- 0		1- 0	
7- 6	0- 2		1- 1		NON-CONFERENCE	0- 3		0- 0		6- 0	
2- 3	0- 1		0- 0		HOME	0- 2		0- 0		2- 0	
4- 3	0- 1		1- 1		AWAY	0- 1		0- 0		3- 0	
1- 0	0- 0		0- 0		NEUTRAL	0- 0		0- 0		1- 0	
1- 0	0- 0		0- 0		CONFERENCE	0- 0		0- 0		1- 0	
1- 0	0- 0		0- 0		HOME	0- 0		0- 0		1- 0	
0- 0	0- 0		0- 0		AWAY	0- 0		0- 0		0- 0	
0- 0	0- 0		0- 0		NEUTRAL	0- 0		0- 0		0- 0	

RPI 1-25				RPI 26-50				RPI 51-100				RPI 101+			
RPI	S	Opponent	Score	RPI	S	Opponent	Score	RPI	S	Opponent	Score	RPI	S	Opponent	Score
1	A	Notre Dame	58 103	27	A	Purdue	65 66	59	H	Maine	60 67	159	A	CSUN	75 55
16	H	Rutgers	49 60	33	A	Cal i forni a	85 79	61	H	Qui nni pi ac	67 72	176	A	Rhode Isl and	80 47
								100	A	Hartford	60 73	178	H	Boston U.	67 47
												202 N		Jacksonville St.	69 62
												228	H	Dartmouth	56 46
												261	A	Si ena	73 54
												281	H	La Salle	88 43

LAST 12 Division I GAMES:															
178	H	Boston U.	67 47	159	A	CSUN	75 55	228	H	Dartmouth	56 46	33	A	Cal i forni a	85 79
16	H	Rutgers	49 60	228	H	Dartmouth	56 46	176	A	Rhode Isl and	80 47	261	A	Si ena	73 54
59	H	Maine	60 67	33	A	Cal i forni a	85 79	281	H	La Salle	88 43				
61	H	Qui nni pi ac	67 72												
202 N		Jacksonville St.	69 62												
100	A	Hartford	60 73												

Non-Div I Games:

Harvard

Average RPI Win: 218
Average RPI Loss: 146

WON-LOST
RECORD

WINNING
PCT. RANK

LAST 10
GAMES

STRENGTH OF
SCHEDULE

OPP. STRENGTH
OF SCHEDULE

TEAM
RPI

ADJ.
RPI

CONF.
RPI

ADJ CONF.
RPI

DIV. I ONLY	5- 11	264	5-5	175	175	256	256	21	21
DIV. I NON-CONF.	3- 9	271	0- 1	173	130	274	274	21	21

TOTALS	RPI 1-25	RPI 26-50	W-L RECORDS	RPI 51-100	RPI 101-150	RPI 150+			
5- 11	0- 1	0- 1	OVERALL	1- 1	1- 2	3- 6			
3- 6	0- 1	0- 0	HOME	1- 1	1- 2	1- 2			
2- 4	0- 0	0- 0	AWAY	0- 0	0- 0	2- 4			
0- 1	0- 0	0- 1	NEUTRAL	0- 0	0- 0	0- 0			
3- 9	0- 1	0- 1	NON-CONFERENCE	0- 1	1- 2	2- 4			
2- 5	0- 1	0- 0	HOME	0- 1	1- 2	1- 1			
1- 3	0- 0	0- 0	AWAY	0- 0	0- 0	1- 3			
0- 1	0- 0	0- 1	NEUTRAL	0- 0	0- 0	0- 0			
2- 2	0- 0	0- 0	CONFERENCE	1- 0	0- 0	1- 2			
1- 1	0- 0	0- 0	HOME	1- 0	0- 0	0- 1			
1- 1	0- 0	0- 0	AWAY	0- 0	0- 0	1- 1			
0- 0	0- 0	0- 0	NEUTRAL	0- 0	0- 0	0- 0			

RPI 1-25				RPI 26-50				RPI 51-100				RPI 101+ Team's RPI: 256			
RPI	S	Opponent	Score	RPI	S	Opponent	Score	RPI	S	Opponent	Score	RPI	S	Opponent	Score
4	H	Stanford	59 81	41	N	Utah	48 73	84	H	UC Davis	65 60	104	H	American	57 69
								95	H	FGCU	67 73	127	H	Idaho	69 61
												145	H	Portland	65 72
												159	H	CSUN	29 49
												160	H	Pepperdine	64 65
												205	A	Cal St. Fullerton	68 72
												208	A	San Diego St.	57 58
												216	A	UNLV	66 61
												237	A	Nevada	78 79
												249	A	San Diego	50 58
												323	A	Cal Poly	71 54
												338	H	Seattle U	67 51

LAST 12 Division I GAMES:															
205	A	Cal St. Fullerton	68 72	41	N	Utah	48 73	323	A	Cal Poly	71 54	159	H	CSUN	29 49
237	A	Nevada	78 79					84	H	UC Davis	65 60				
216	A	UNLV	66 61					104	H	American	57 69				
127	H	Idaho	69 61					338	H	Seattle U	67 51				
4	H	Stanford	59 81												
95	H	FGCU	67 73												

Non-Div I Games: Hawai i Pacific 66 51

Hawai i

Average RPI	Win: 271	WON-LOST RECORD	WINNING PCT. RANK	LAST 10 GAMES	STRENGTH OF SCHEDULE	OPP. STRENGTH OF SCHEDULE	TEAM RPI	ADJ. RPI	CONF. RPI	ADJ CONF. RPI
Average RPI	Loss: 106									
DIV. I ONLY	9- 6	120	7-3	219	290	139	139	28	28	
DIV. I NON-CONF.	5- 4	139	0- 0	163	216	131	131	29	29	
<hr/>										
TOTALS	RPI 1-25	RPI 26-50	W-L RECORDS	RPI 51-100	RPI 101-150	RPI 150+				
9- 6	0- 1	0- 1	OVERALL	0- 1	1- 2	8- 1				
6- 0	0- 0	0- 0	HOME	0- 0	1- 0	5- 0				
3- 6	0- 1	0- 1	AWAY	0- 1	0- 2	3- 1				
0- 0	0- 0	0- 0	NEUTRAL	0- 0	0- 0	0- 0				
5- 4	0- 1	0- 1	NON-CONFERENCE	0- 1	1- 1	4- 0				
4- 0	0- 0	0- 0	HOME	0- 0	1- 0	3- 0				
1- 4	0- 1	0- 1	AWAY	0- 1	0- 1	1- 0				
0- 0	0- 0	0- 0	NEUTRAL	0- 0	0- 0	0- 0				
4- 2	0- 0	0- 0	CONFERENCE	0- 0	0- 1	4- 1				
2- 0	0- 0	0- 0	HOME	0- 0	0- 0	2- 0				
2- 2	0- 0	0- 0	AWAY	0- 0	0- 1	2- 1				
0- 0	0- 0	0- 0	NEUTRAL	0- 0	0- 0	0- 0				

RPI 1-25				RPI 26-50				RPI 51-100				RPI 101+				Team's RPI: 139
RPI	S	Opponent	Score	RPI	S	Opponent	Score	RPI	S	Opponent	Score	RPI	S	Opponent	Score	
19	A	Kentucky	49 71	38	A	Clemson	64 83	91	A	Miami (OH)	55 68	104	H	American	66 61	
												141	A	Davidson	62 71	
												146	A	Radford	58 80	
												200	A	UNC Asheville	56 67	
												238	H	Campbell	65 60	
												247	A	Gardner-Webb	78 61	
												258	A	ETSU	73 65	
												260	H	Norfolk St.	83 51	
												316	H	UNC Greensboro	82 75	
												325	H	Presbyterian	79 40	
												341	A	USC Upstate	87 61	
												349	H	N.C. Central	80 69	
<hr/>																
LAST 12 Division I GAMES:																
146	A	Radford	58 80	238	H	Campbell	65 60									
341	A	USC Upstate	87 61	200	A	UNC Asheville	56 67									
258	A	ETSU	73 65	247	A	Gardner-Webb	78 61									
104	H	American	66 61	325	H	Presbyterian	79 40									
260	H	Norfolk St.	83 51	316	H	UNC Greensboro	82 75									
38	A	Clemson	64 83	141	A	Davidson	62 71									

Non-Div I Games: Greensboro 102 50 Mars Hill 86 36

High Point

Average RPI Win: **281**
 Average RPI Loss: **157**

WON-LOST
RECORD

WINNING
PCT. RANK

LAST 10
GAMES

STRENGTH OF
SCHEDULE

OPP. STRENGTH
OF SCHEDULE

TEAM
RPI

ADJ.
RPI

CONF.
RPI

ADJ CONF.
RPI

DIV. I ONLY	5- 12	268	3-7	187	268	264	264	10	10
DIV. I NON-CONF.	5- 6	177	0- 0	258	331	229	229	13	13
TOTALS	RPI 1-25	RPI 26-50	W-L RECORDS	RPI 51-100	RPI 101-150	RPI 150+			
5- 12	0- 0	0- 0	OVERALL	0- 2	0- 4	5- 6			
1- 6	0- 0	0- 0	HOME	0- 0	0- 2	1- 4			
3- 4	0- 0	0- 0	AWAY	0- 1	0- 1	3- 2			
1- 2	0- 0	0- 0	NEUTRAL	0- 1	0- 1	1- 0			
5- 6	0- 0	0- 0	NON-CONFERENCE	0- 1	0- 1	5- 4			
1- 2	0- 0	0- 0	HOME	0- 0	0- 0	1- 2			
3- 2	0- 0	0- 0	AWAY	0- 0	0- 0	3- 2			
1- 2	0- 0	0- 0	NEUTRAL	0- 1	0- 1	1- 0			
0- 6	0- 0	0- 0	CONFERENCE	0- 1	0- 3	0- 2			
0- 4	0- 0	0- 0	HOME	0- 0	0- 2	0- 2			
0- 2	0- 0	0- 0	AWAY	0- 1	0- 1	0- 0			
0- 0	0- 0	0- 0	NEUTRAL	0- 0	0- 0	0- 0			

RPI	S	Opponent	Score	RPI	S	Opponent	Score	RPI	S	Opponent	Score	RPI	S	Opponent	Score	Team's RPI: 264
55	A	James Madison	54 77	79	N	Wright St.	64 93	103	A	Towson	68 92	120	H	Drexel	49 61	
								132	N	Marist	57 71	148	H	William & Mary	55 60	
								167	A	Stony Brook	49 77	190	H	Elon	64 77	
								192	H	Delaware	59 78	212	H	Sacred Heart	64 70	
								218	A	Holy Cross	66 72	243	A	St. Bonaventure	67 59	
								248	N	Stetson	53 50	261	A	Siena	57 50	
								265	H	Columbia	63 65	321	A	UMBC	45 42	
								333	H	Iona	74 49					
LAST 12 Division I GAMES:																
190	H	Elon	64 77	120	H	Drexel	49 61									
148	H	William & Mary	55 60	192	H	Delaware	59 78									
261	A	Siena	57 50	103	A	Towson	68 92									
321	A	UMBC	45 42	55	A	James Madison	54 77									
218	A	Holy Cross	66 72	248	N	Stetson	53 50									
212	H	Sacred Heart	64 70	132	N	Marist	57 71									

Non-Div I Games: Wilmington (DE) 77 56

Hofstra

Loss, **Non-Conf**, **S Site**, **H Home** **A Away** **N Neutral**

Average RPI Win:	258	WON-LOST	WINNING	LAST 10	STRENGTH OF	OPP. STRENGTH	TEAM	ADJ.	CONF.	ADJ CONF.
Average RPI Loss:	213	RECORD	PCT. RANK	GAMES	SCHEDULE	OF SCHEDULE	RPI	RPI	RPI	RPI

DIV. I ONLY	11- 7	115	5-5	325	272	218	218	19	19
DIV. I NON-CONF.	8- 3	72	0- 0	330	284	192	192	22	22

TOTALS	RPI 1-25	RPI 26-50	W-L RECORDS	RPI 51-100	RPI 101-150	RPI 150+			
11- 7	0- 0	0- 0	OVERALL	0- 1	0- 1	11- 5			
8- 2	0- 0	0- 0	HOME	0- 0	0- 0	8- 2			
3- 5	0- 0	0- 0	AWAY	0- 1	0- 1	3- 3			
0- 0	0- 0	0- 0	NEUTRAL	0- 0	0- 0	0- 0			
8- 3	0- 0	0- 0	NON-CONFERENCE	0- 1	0- 0	8- 2			
5- 1	0- 0	0- 0	HOME	0- 0	0- 0	5- 1			
3- 2	0- 0	0- 0	AWAY	0- 1	0- 0	3- 1			
0- 0	0- 0	0- 0	NEUTRAL	0- 0	0- 0	0- 0			
3- 4	0- 0	0- 0	CONFERENCE	0- 0	0- 1	3- 3			
3- 1	0- 0	0- 0	HOME	0- 0	0- 0	3- 1			
0- 3	0- 0	0- 0	AWAY	0- 0	0- 1	0- 2			
0- 0	0- 0	0- 0	NEUTRAL	0- 0	0- 0	0- 0			

RPI 1-25	RPI 26-50	RPI 51-100	RPI 101+	Team's RPI: 218
RPI S Opponent Score	RPI S Opponent Score	RPI S Opponent Score	RPI S Opponent Score	
		78 A Boston College 63 89	131 A Lehigh 55 64	
			176 H Rhode Island 73 65	
			178 H Boston U. 75 69	
			198 H Rider 71 61	
			205 A Navy 47 54	
			207 H Brown 85 89	
			233 H Colgate 67 70	
			255 A Albany (NY) 56 50	
			264 H Hofstra 72 66	
			269 A Vermont 65 40	
			280 A Bryant 81 62	
			287 H Army West Point 58 39	
			294 H UMass Lowell 63 54	
			295 H Loyola Maryland 78 60	
			310 A New Hampshire 62 74	
			327 A Lafayette 63 73	
			340 H Manhattan 61 53	
LAST 12 Division I GAMES:				
131 A Lehigh 55 64	287 H Army West Point 58 39			
327 A Lafayette 63 73	178 H Boston U. 75 69			
233 H Colgate 67 70	205 A Navy 47 54			
280 A Bryant 81 62	295 H Loyola Maryland 78 60			
340 H Manhattan 61 53	264 H Hofstra 72 66			
310 A New Hampshire 62 74	294 H UMass Lowell 63 54			

Non-Div I Games:

Holy Cross

Average RPI	Win: 218	WON-LOST	WINNING	LAST 10	STRENGTH OF	OPP. STRENGTH	TEAM	ADJ.	CONF.	ADJ CONF.
Average RPI	Loss: 72	RECORD	PCT. RANK	GAMES	SCHEDULE	OF SCHEDULE	RPI	RPI	RPI	RPI
DIV. I ONLY	9- 9	163	6-4	91	86	116	116	9	9	
DIV. I NON-CONF.	6- 7	172	0- 0	87	85	109	109	9	9	

TOTALS	RPI 1-25	RPI 26-50	W-L RECORDS	RPI 51-100	RPI 101-150	RPI 150+				
9- 9	0- 2	1- 2	OVERALL	0- 2	0- 3	8- 0				
2- 5	0- 2	1- 1	HOME	0- 1	0- 1	1- 0				
7- 4	0- 0	0- 1	AWAY	0- 1	0- 2	7- 0				
0- 0	0- 0	0- 0	NEUTRAL	0- 0	0- 0	0- 0				
6- 7	0- 1	1- 2	NON-CONFERENCE	0- 2	0- 2	5- 0				
1- 4	0- 1	1- 1	HOME	0- 1	0- 1	0- 0				
5- 3	0- 0	0- 1	AWAY	0- 1	0- 1	5- 0				
0- 0	0- 0	0- 0	NEUTRAL	0- 0	0- 0	0- 0				
3- 2	0- 1	0- 0	CONFERENCE	0- 0	0- 1	3- 0				
1- 1	0- 1	0- 0	HOME	0- 0	0- 0	1- 0				
2- 1	0- 0	0- 0	AWAY	0- 0	0- 1	2- 0				
0- 0	0- 0	0- 0	NEUTRAL	0- 0	0- 0	0- 0				

RPI 1-25				RPI 26-50				RPI 51-100				RPI 101+				Team's RPI: 116
RPI	S	Opponent	Score	RPI	S	Opponent	Score	RPI	S	Opponent	Score	RPI	S	Opponent	Score	
7	H	UConn	61 81	33	A	Cal i forn i a	79 80	78	H	Boston Col lege	57 64	101	A	Cincinnati	57 68	
21	H	Texas A&M	52 68	36	H	Georgia Tech	95 89	95	A	FGCU	71 76	126	H	UT Arlington	61 65	
				46	H	New Mexi co	84 89					144	A	Loui si ana Tech	88 100	
												191	A	Southern Mi ss.	61 44	
												196	A	George Mason	66 56	
												209	A	SMU	72 61	
												232	H	Temple	78 65	
												258	A	ETSU	84 77	
												265	A	Col umbi a	83 72	
												273	A	Wi chi ta St.	66 58	
												304	A	Incarnate Word	79 60	
LAST 12 Division I GAMES:																
7	H	UConn	61 81	101	A	Cincinnati	57 68									
191	A	Southern Miss.	61 44	273	A	Wi chi ta St.	66 58									
196	A	George Mason	66 56	232	H	Temple	78 65									
126	H	UT Arlington	61 65	209	A	SMU	72 61									
21	H	Texas A&M	52 68	95	A	FGCU	71 76									
258	A	ETSU	84 77	46	H	New Mexi co	84 89									

Non-Div I Games:

Houston

Average RPI Win: 314
Average RPI Loss: 177

WON-LOST
RECORD

WINNING
PCT. RANK

LAST 10
GAMES

STRENGTH OF
SCHEDULE

OPP. STRENGTH
OF SCHEDULE

TEAM
RPI

ADJ.
RPI

CONF.
RPI

ADJ CONF.
RPI

DIV. I ONLY	2- 10	319	2-8	240	298	331	331	26	26
DIV. I NON-CONF.	1- 5	311	0- 0	247	243	326	326	24	24
<hr/>									
TOTALS	RPI 1-25	RPI 26-50	W-L RECORDS	RPI 51-100	RPI 101-150	RPI 150+			
2- 10	0- 0	0- 0	OVERALL	0- 2	0- 0	2- 8			
2- 3	0- 0	0- 0	HOME	0- 0	0- 0	2- 3			
0- 7	0- 0	0- 0	AWAY	0- 2	0- 0	0- 5			
0- 0	0- 0	0- 0	NEUTRAL	0- 0	0- 0	0- 0			
1- 5	0- 0	0- 0	NON-CONFERENCE	0- 1	0- 0	1- 4			
1- 1	0- 0	0- 0	HOME	0- 0	0- 0	1- 1			
0- 4	0- 0	0- 0	AWAY	0- 1	0- 0	0- 3			
0- 0	0- 0	0- 0	NEUTRAL	0- 0	0- 0	0- 0			
1- 5	0- 0	0- 0	CONFERENCE	0- 1	0- 0	1- 4			
1- 2	0- 0	0- 0	HOME	0- 0	0- 0	1- 2			
0- 3	0- 0	0- 0	AWAY	0- 1	0- 0	0- 2			
0- 0	0- 0	0- 0	NEUTRAL	0- 0	0- 0	0- 0			

RPI 1-25				RPI 26-50				RPI 51-100				RPI 101+ Team's RPI: 331					
RPI	S	Opponent	Score	RPI	S	Opponent	Score	RPI	S	Opponent	Score	RPI	S	Opponent	Score		
								68	A	Oklahoma St.	44	77	158	A	Texas Tech	76	82
								71	A	Lamar University	50	63	168	H	Oral Roberts	56	74
													172	H	Abilene Christian	62	72
													187	A	North Texas	75	100
													204	A	Nicholls St.	54	77
													229	H	Sam Houston St.	63	74
													242	A	Southeastern La.	65	73
													273	A	Wichita St.	50	68
													313	H	New Orleans	83	74
													314	H	La. -Monroe	68	60
LAST 12 Division I GAMES:																	
				313	H	New Orleans	83	74	242	A	Southeastern La.	65	73				
				71	A	Lamar University	50	63	229	H	Sam Houston St.	63	74				
				314	H	La. -Monroe	68	60	172	H	Abilene Christian	62	72				
				168	H	Oral Roberts	56	74	204	A	Nicholls St.	54	77				
				68	A	Oklahoma St.	44	77	158	A	Texas Tech	76	82				
				187	A	North Texas	75	100	273	A	Wichita St.	50	68				

Non-Div I Games: Howard Payne 93 60 Tex. A&M Int'l 81 48 McMurry 92 41 Southwest (NM) 100 57
Houston Baptist

Loss, Non-Conf, S Site, H Home A Away N Neutral

Average RPI Win:	286	WON-LOST	WINNING	LAST 10	STRENGTH OF	OPP. STRENGTH	TEAM	ADJ.	CONF.	ADJ CONF.
Average RPI Loss:	192	RECORD	PCT. RANK	GAMES	SCHEDULE	OF SCHEDULE	RPI	RPI	RPI	RPI
DIV. I ONLY	10- 8	143	5-5	323	333	221	221	32	32	
DIV. I NON-CONF.	7- 6	153	0- 0	291	298	202	202	32	32	

TOTALS	RPI 1-25	RPI 26-50	W-L RECORDS	RPI 51-100	RPI 101-150	RPI 150+				
10- 8	0- 0	0- 1	OVERALL	0- 0	0- 2	10- 5				
5- 2	0- 0	0- 0	HOME	0- 0	0- 0	5- 2				
5- 6	0- 0	0- 1	AWAY	0- 0	0- 2	5- 3				
0- 0	0- 0	0- 0	NEUTRAL	0- 0	0- 0	0- 0				
7- 6	0- 0	0- 1	NON-CONFERENCE	0- 0	0- 2	7- 3				
2- 2	0- 0	0- 0	HOME	0- 0	0- 0	2- 2				
5- 4	0- 0	0- 1	AWAY	0- 0	0- 2	5- 1				
0- 0	0- 0	0- 0	NEUTRAL	0- 0	0- 0	0- 0				
3- 2	0- 0	0- 0	CONFERENCE	0- 0	0- 0	3- 2				
3- 0	0- 0	0- 0	HOME	0- 0	0- 0	3- 0				
0- 2	0- 0	0- 0	AWAY	0- 0	0- 0	0- 2				
0- 0	0- 0	0- 0	NEUTRAL	0- 0	0- 0	0- 0				

RPI	S	Opponent	Score	RPI	S	Opponent	Score	RPI	S	Opponent	Score	RPI	S	Opponent	Score
42	A	North Carolina	63 85									101	A	Cincinnati	51 85
												148	A	William & Mary	75 88
												173	H	Mercer	70 85
												196	H	George Mason	73 59
												224	A	UMES	72 80
												234	A	Niagara	68 61
												238	A	Campbell	69 64
												261	H	Siena	81 86
												276	H	Bethune-Cookman	61 40
												278	A	Richmond	60 67
												281	A	La Salle	57 54
												308	A	FIU	89 62
												312	A	South Carolina St.	63 72
												317	H	NJIT	77 57
												320	H	Morgan St.	79 56
												345	H	Florida A&M	74 68
												347	A	Fairleigh Dickinson	79 58
LAST 12 Division I GAMES:															
345	H	Florida A&M	74 68	312	A	South Carolina St.	63 72								
42	A	North Carolina	63 85	320	H	Morgan St.	79 56								
101	A	Cincinnati	51 85	276	H	Bethune-Cookman	61 40								
173	H	Mercer	70 85	224	A	UMES	72 80								
308	A	FIU	89 62	278	A	Richmond	60 67								
238	A	Campbell	69 64	234	A	Niagara	68 61								

Non-Div I Games:

Howard

IUPUI				Through Games Of Jan. 24, 2019																
Average RPI Win:		235	WON-LOST		WINNING		LAST 10		STRENGTH OF		OPP. STRENGTH		TEAM		ADJ.		CONF.		ADJ CONF.	
Average RPI Loss:		94	RECORD		PCT. RANK		GAMES		SCHEDULE		OF SCHEDULE		RPI		RPI		RPI		RPI	
DIV. I ONLY			11- 7		115		6-4		196		166		142		142		20		20	
DIV. I NON-CONF.			5- 5		162		0- 0		52		96		75		75		19		19	
TOTALS		RPI 1-25		RPI 26-50		W-L RECORDS		RPI 51-100		RPI 101-150		RPI 150+								
11- 7		0- 1		0- 1		OVERALL		0- 2		2- 1		9- 2								
5- 3		0- 0		0- 1		HOME		0- 2		1- 0		4- 0								
5- 4		0- 1		0- 0		AWAY		0- 0		0- 1		5- 2								
1- 0		0- 0		0- 0		NEUTRAL		0- 0		1- 0		0- 0								
5- 5		0- 1		0- 1		NON-CONFERENCE		0- 1		2- 0		3- 2								
1- 2		0- 0		0- 1		HOME		0- 1		1- 0		0- 0								
3- 3		0- 1		0- 0		AWAY		0- 0		0- 0		3- 2								
1- 0		0- 0		0- 0		NEUTRAL		0- 0		1- 0		0- 0								
6- 2		0- 0		0- 0		CONFERENCE		0- 1		0- 1		6- 0								
4- 1		0- 0		0- 0		HOME		0- 1		0- 0		4- 0								
2- 1		0- 0		0- 0		AWAY		0- 0		0- 1		2- 0								
0- 0		0- 0		0- 0		NEUTRAL		0- 0		0- 0		0- 0								

RPI 1-25				RPI 26-50				RPI 51-100				RPI 101+				Team's RPI: 142	
RPI	S	Opponent	Score	RPI	S	Opponent	Score	RPI	S	Opponent	Score	RPI	S	Opponent	Score		
10	A	Iowa	58 72	34	H	Ohio	66 73	74	H	UNI	40 53	123	A	Youngstown St.	52 70		
								79	H	Wright St.	75 78	134	N	VCU	63 61		
												135	H	UT Martin	73 72		
												155	A	Indiana St.	64 59		
												163	A	Southern Ill.	73 78		
												177	A	Wisconsin	64 65		
												193	A	Milwaukee	67 66		
												203	A	Ole Miss	66 58		
												262	A	UTSA	58 50		
												263	A	Cleveland St.	75 50		
												279	H	Northern Ky.	70 48		
												297	H	Oakland	82 53		
												330	H	Detroit Mercy	82 47		
												332	H	UIC	71 43		
LAST 12 Division I GAMES:																	
123	A	Youngstown St.	52 70	193	A	Milwaukee	67 66										
263	A	Cleveland St.	75 50	332	H	UIC	71 43										
279	H	Northern Ky.	70 48	297	H	Oakland	82 53										
79	H	Wright St.	75 78	330	H	Detroit Mercy	82 47										
163	A	Southern Ill.	73 78	10	A	Iowa	58 72										
34	H	Ohio	66 73	155	A	Indiana St.	64 59										

Non-Div I Games: Purdue Northwest 101 40

IUPUI

Loss,
Non-Conf,
S Site,
H Home
A Away
N Neutral

Average RPI Win:	232	WON-LOST	WINNING	LAST 10	STRENGTH OF	OPP. STRENGTH	TEAM	ADJ.	CONF.	ADJ CONF.
Average RPI Loss:	63	RECORD	PCT. RANK	GAMES	SCHEDULE	OF SCHEDULE	RPI	RPI	RPI	RPI
DIV. I ONLY	10- 6	108	8-2	164	143	107	107	16	16	
DIV. I NON-CONF.	4- 4	162	0- 0	23	184	63	63	12	12	

TOTALS	RPI 1-25	RPI 26-50	W-L RECORDS	RPI 51-100	RPI 101-150	RPI 150+				
10- 6	0- 1	0- 2	OVERALL	0- 1	0- 2	10- 0				
5- 1	0- 0	0- 0	HOME	0- 0	0- 1	5- 0				
4- 4	0- 1	0- 1	AWAY	0- 1	0- 1	4- 0				
1- 1	0- 0	0- 1	NEUTRAL	0- 0	0- 0	1- 0				
4- 4	0- 1	0- 2	NON-CONFERENCE	0- 1	0- 0	4- 0				
2- 0	0- 0	0- 0	HOME	0- 0	0- 0	2- 0				
1- 3	0- 1	0- 1	AWAY	0- 1	0- 0	1- 0				
1- 1	0- 0	0- 1	NEUTRAL	0- 0	0- 0	1- 0				
6- 2	0- 0	0- 0	CONFERENCE	0- 0	0- 2	6- 0				
3- 1	0- 0	0- 0	HOME	0- 0	0- 1	3- 0				
3- 1	0- 0	0- 0	AWAY	0- 0	0- 1	3- 0				
0- 0	0- 0	0- 0	NEUTRAL	0- 0	0- 0	0- 0				

RPI 1-25				RPI 26-50				RPI 51-100				RPI 101+ Team's RPI: 107			
RPI	S	Opponent	Score	RPI	S	Opponent	Score	RPI	S	Opponent	Score	RPI	S	Opponent	Score
15	A	Gonzaga	51 70	36	N	Georgia Tech	51 74	52	A	Arizona	46 71	106	A	Northern Colo.	56 60
				41	A	Utah	60 74					127	H	Idaho	72 86
												151	H	Montana	50 34
												160	H	Pepperdine	65 63
												174	H	Eastern Wash.	63 48
												220	A	Southern Utah	69 57
												239	H	Utah Valley	80 68
												252	H	Sacramento St.	73 43
												254	A	Northern Ariz.	80 69
												271	A	California Baptist	72 57
												288	N	Kennesaw St.	60 49
												311	A	Weber St.	70 57
LAST 12 Division I GAMES:															
254	A	Northern Ariz.	80 69	151	H	Montana	50 34								
220	A	Southern Utah	69 57	106	A	Northern Colo.	56 60								
174	H	Eastern Wash.	63 48	252	H	Sacramento St.	73 43								
127	H	Idaho	72 86	311	A	Weber St.	70 57								
160	H	Pepperdine	65 63	36	N	Georgia Tech	51 74								
239	H	Utah Valley	80 68	288	N	Kennesaw St.	60 49								

Non-Div I Games: Benedictine Mesa 88 51

Idaho St.

Average RPI Win:	238	WON-LOST	WINNING	LAST 10	STRENGTH OF	OPP. STRENGTH	TEAM	ADJ.	CONF.	ADJ CONF.
Average RPI Loss:	66	RECORD	PCT. RANK	GAMES	SCHEDULE	OF SCHEDULE	RPI	RPI	RPI	RPI
DIV. I ONLY	9- 10	183	2-8	98	106	169	169	4	4	
DIV. I NON-CONF.	8- 3	72	0- 0	256	274	163	163	5	5	
TOTALS	RPI 1-25	RPI 26-50	W-L RECORDS	RPI 51-100	RPI 101-150	RPI 150+				
9- 10	0- 2	0- 4	OVERALL	0- 3	1- 0	8- 1				
7- 5	0- 2	0- 2	HOME	0- 1	0- 0	7- 0				
2- 4	0- 0	0- 2	AWAY	0- 2	1- 0	1- 0				
0- 1	0- 0	0- 0	NEUTRAL	0- 0	0- 0	0- 1				
8- 3	0- 0	0- 2	NON-CONFERENCE	0- 0	0- 0	8- 1				
7- 1	0- 0	0- 1	HOME	0- 0	0- 0	7- 0				
1- 1	0- 0	0- 1	AWAY	0- 0	0- 0	1- 0				
0- 1	0- 0	0- 0	NEUTRAL	0- 0	0- 0	0- 1				
1- 7	0- 2	0- 2	CONFERENCE	0- 3	1- 0	0- 0				
0- 4	0- 2	0- 1	HOME	0- 1	0- 0	0- 0				
1- 3	0- 0	0- 1	AWAY	0- 2	1- 0	0- 0				
0- 0	0- 0	0- 0	NEUTRAL	0- 0	0- 0	0- 0				

RPI	S	Opponent	Score	RPI	S	Opponent	Score	RPI	S	Opponent	Score	RPI	S	Opponent	Score	Team's RPI: 169
10	H	Iowa	75 94	28	H	Indiana	83 85	69	A	Northwestern	45 68	128	A	Minnesota	66 62	
16	H	Rutgers	60 71	29	A	Michigan St.	60 77	85	H	Nebraska	67 77	155	H	Indiana St.	75 57	
				37	H	Missouri	45 67	96	A	Penn St.	48 62	186	H	Eastern Mich.	72 66	
				38	A	Clemson	67 69					213	H	SIUE	74 57	
												252	N	Sacramento St.	107 109	
												265	H	Columbia	76 69	
												282	H	Alabama A&M	88 60	
												286	H	Murray St.	84 52	
												305	H	Valparaiso	73 54	
												323	A	Cal Poly	74 51	
LAST 12 Division I GAMES:																
16	H	Rutgers	60 71	29	A	Michigan St.	60 77	10	H	Iowa	75 94					
128	A	Minnesota	66 62	85	H	Nebraska	67 77	69	A	Northwestern	45 68					
28	H	Indiana	83 85	96	A	Penn St.	48 62	286	H	Murray St.	84 52					
37	H	Missouri	45 67	155	H	Indiana St.	75 57									
213	H	SIUE	74 57													

Non-Div I Games:

Illinois

Average RPI Win:	230	WON-LOST	WINNING	LAST 10	STRENGTH OF	OPP. STRENGTH	TEAM	ADJ.	CONF.	ADJ CONF.
Average RPI Loss:	135	RECORD	PCT. RANK	GAMES	SCHEDULE	OF SCHEDULE	RPI	RPI	RPI	RPI
DIV. I ONLY	9- 7	135	7-3	254	186	183	183	12	12	
DIV. I NON-CONF.	6- 4	125	0- 0	296	295	181	181	14	14	

TOTALS	RPI 1-25	RPI 26-50	W-L RECORDS	RPI 51-100	RPI 101-150	RPI 150+				
9- 7	0- 2	0- 0	OVERALL	1- 1	0- 0	8- 4				
6- 2	0- 1	0- 0	HOME	1- 1	0- 0	5- 0				
3- 5	0- 1	0- 0	AWAY	0- 0	0- 0	3- 4				
0- 0	0- 0	0- 0	NEUTRAL	0- 0	0- 0	0- 0				
6- 4	0- 1	0- 0	NON-CONFERENCE	0- 0	0- 0	6- 3				
4- 0	0- 0	0- 0	HOME	0- 0	0- 0	4- 0				
2- 4	0- 1	0- 0	AWAY	0- 0	0- 0	2- 3				
0- 0	0- 0	0- 0	NEUTRAL	0- 0	0- 0	0- 0				
3- 3	0- 1	0- 0	CONFERENCE	1- 1	0- 0	2- 1				
2- 2	0- 1	0- 0	HOME	1- 1	0- 0	1- 0				
1- 1	0- 0	0- 0	AWAY	0- 0	0- 0	1- 1				
0- 0	0- 0	0- 0	NEUTRAL	0- 0	0- 0	0- 0				

RPI 1-25				RPI 26-50				RPI 51-100				RPI 101+				Team's RPI: 183
RPI	S	Opponent	Score	RPI	S	Opponent	Score	RPI	S	Opponent	Score	RPI	S	Opponent	Score	
14	H	Drake	64 82					74	H	UNI	66 64	155	A	Indiana St.	44 59	
23	A	Butler	56 58					94	H	Missouri St.	47 59	163	H	Southern Ill.	60 52	
												186	A	Eastern Mi ch.	41 50	
												188	A	UMKC	62 55	
												199	H	Saint Louis	72 67	
												213	A	SIUE	61 68	
												223	H	North Dakota	67 55	
												263	A	Cleveland St.	63 67	
												279	A	Northern Ky.	58 53	
												297	H	Oakland	62 56	
												307	H	Austin Peay	61 49	
												343	A	Evansville	72 61	

LAST 12 Division I GAMES:																
14	H	Drake	64 82	94	H	Missouri St.	47 59	163	H	Southern Ill.	60 52	343	A	Evansville	72 61	
74	H	UNI	66 64	297	H	Oakland	62 56	23	A	Butler	56 58					
188	A	UMKC	62 55													
199	H	Saint Louis	72 67													
279	A	Northern Ky.	58 53													
307	H	Austin Peay	61 49													

Non-Div I Games: Maryville (MO) 61 52

Illinois St.

Average RPI Win:	322	WON-LOST	WINNING	LAST 10	STRENGTH OF	OPP. STRENGTH	TEAM	ADJ.	CONF.	ADJ CONF.
Average RPI Loss:	154	RECORD	PCT. RANK	GAMES	SCHEDULE	OF SCHEDULE	RPI	RPI	RPI	RPI

DIV. I ONLY	1- 16	344	1-9	133	241	304	304	26	26
DIV. I NON-CONF.	0- 11	336	0- 0	88	197	306	306	24	24

TOTALS	RPI 1-25	RPI 26-50	W-L RECORDS	RPI 51-100	RPI 101-150	RPI 150+			
1- 16	0- 1	0- 1	OVERALL	0- 4	0- 3	1- 7			
0- 7	0- 0	0- 0	HOME	0- 3	0- 2	0- 2			
1- 9	0- 1	0- 1	AWAY	0- 1	0- 1	1- 5			
0- 0	0- 0	0- 0	NEUTRAL	0- 0	0- 0	0- 0			
0- 11	0- 1	0- 1	NON-CONFERENCE	0- 2	0- 3	0- 4			
0- 4	0- 0	0- 0	HOME	0- 1	0- 2	0- 1			
0- 7	0- 1	0- 1	AWAY	0- 1	0- 1	0- 3			
0- 0	0- 0	0- 0	NEUTRAL	0- 0	0- 0	0- 0			
1- 5	0- 0	0- 0	CONFERENCE	0- 2	0- 0	1- 3			
0- 3	0- 0	0- 0	HOME	0- 2	0- 0	0- 1			
1- 2	0- 0	0- 0	AWAY	0- 0	0- 0	1- 2			
0- 0	0- 0	0- 0	NEUTRAL	0- 0	0- 0	0- 0			

RPI 1-25				RPI 26-50				RPI 51-100				RPI 101+ Team's RPI: 304			
RPI	S	Opponent	Score	RPI	S	Opponent	Score	RPI	S	Opponent	Score	RPI	S	Opponent	Score
11	A	Arizona St.	43 81	30	A	South Dakota	43 96	52	A	Arizona	42 84	116	H	Houston	60 79
								71	H	Lamar University	51 77	126	H	UT Arlington	49 97
								72	H	SFA	56 66	128	A	Minnesota	39 75
								81	H	Rice	63 74	182	A	Massachusetts	59 71
												204	A	Nicholls St.	62 86
												208	A	San Diego St.	38 81
												229	H	Sam Houston St.	56 76
												306	A	Central Ark.	43 74
												311	H	Weber St.	64 72
												322	A	McNeese	68 66
												337	A	Grand Canyon	63 74

LAST 12 Division I GAMES:															
204	A	Nicholls St.	62 86	71	H	Lamar University	51 77								
322	A	McNeese	68 66	72	H	SFA	56 66								
81	H	Rice	63 74	306	A	Central Ark.	43 74								
182	A	Massachusetts	59 71	229	H	Sam Houston St.	56 76								
128	A	Minnesota	39 75	52	A	Arizona	42 84								
126	H	UT Arlington	49 97	311	H	Weber St.	64 72								

Non-Div I Games:

Incarnate Word

Average RPI Win:	130	WON-LOST	WINNING	LAST 10	STRENGTH OF	OPP. STRENGTH	TEAM	ADJ.	CONF.	ADJ CONF.
Average RPI Loss:	92	RECORD	PCT. RANK	GAMES	SCHEDULE	OF SCHEDULE	RPI	RPI	RPI	RPI
DIV. I ONLY	16- 4	31	6-4	82	24	28	28	4	4	
DIV. I NON-CONF.	11- 1	13	0- 0	123	42	20	20	5	5	

TOTALS	RPI 1-25	RPI 26-50	W-L RECORDS	RPI 51-100	RPI 101-150	RPI 150+				
16- 4	1- 0	3- 1	OVERALL	3- 1	3- 1	6- 1				
9- 1	1- 0	1- 0	HOME	3- 1	1- 0	3- 0				
5- 2	0- 0	1- 1	AWAY	0- 0	1- 1	3- 0				
2- 1	0- 0	1- 0	NEUTRAL	0- 0	1- 0	0- 1				
11- 1	1- 0	2- 0	NON-CONFERENCE	1- 0	3- 0	4- 1				
6- 0	1- 0	0- 0	HOME	1- 0	1- 0	3- 0				
3- 0	0- 0	1- 0	AWAY	0- 0	1- 0	1- 0				
2- 1	0- 0	1- 0	NEUTRAL	0- 0	1- 0	0- 1				
5- 3	0- 0	1- 1	CONFERENCE	2- 1	0- 1	2- 0				
3- 1	0- 0	1- 0	HOME	2- 1	0- 0	0- 0				
2- 2	0- 0	0- 1	AWAY	0- 0	0- 1	2- 0				
0- 0	0- 0	0- 0	NEUTRAL	0- 0	0- 0	0- 0				

RPI 1-25				RPI 26-50				Team's RPI: 28				RPI 51-100				RPI 101+			
RPI	S	Opponent	Score	RPI	S	Opponent	Score	RPI	S	Opponent	Score	RPI	S	Opponent	Score	RPI	S	Opponent	Score
23	H	Butler	66 46	27	A	Purdue	53 56	62	H	Michigan	70 60	109	A	Ohio St.	50 55				
				29	H	Michigan St.	68 64	69	H	Northwestern	69 75	112	H	Northern Ill.	91 73				
				30	N	South Dakota	68 60	94	H	Missouri St.	98 74	115	N	Loyola Marymount	67 43				
				50	A	UCLA	67 65	96	H	Penn St.	83 75	121	A	Wake Forest	87 73				
												161	N	Grambling	62 65				
												169	A	Illinois	85 83				
												177	A	Wisconsin	75 68				
												193	H	Milwaukee	68 66				
												214	H	Florida	83 64				
												297	A	Oakland	59 32				
												299	H	North Florida	75 52				
LAST 12 Division I GAMES:																			
109	A	Ohio St.	50 55	62	H	Michigan	70 60	27	A	Purdue	53 56	115	N	Loyola Marymount	67 43				
29	H	Michigan St.	68 64	69	H	Northwestern	69 75	94	H	Missouri St.	98 74	121	A	Wake Forest	87 73				
96	H	Penn St.	83 75	177	A	Wisconsin	75 68	161	N	Grambling	62 65	169	A	Illinois	85 83				
169	A	Illinois	85 83	30	N	South Dakota	68 60	115	N	Loyola Marymount	67 43	177	A	Wisconsin	75 68				
30	N	South Dakota	68 60	161	N	Grambling	62 65	94	H	Missouri St.	98 74	193	H	Milwaukee	68 66				

Non-Div I Games:

Indiana

Average RPI Win:	244	WON-LOST	WINNING	LAST 10	STRENGTH OF	OPP. STRENGTH	TEAM	ADJ.	CONF.	ADJ CONF.
Average RPI Loss:	153	RECORD	PCT. RANK	GAMES	SCHEDULE	OF SCHEDULE	RPI	RPI	RPI	RPI
DIV. I ONLY	8- 8	163	5-5	160	307	155	155	12	12	
DIV. I NON-CONF.	5- 5	162	0- 0	200	318	165	165	14	14	

TOTALS	RPI 1-25	RPI 26-50	W-L RECORDS	RPI 51-100	RPI 101-150	RPI 150+				
8- 8	0- 1	0- 0	OVERALL	0- 1	0- 2	8- 4				
2- 2	0- 0	0- 0	HOME	0- 0	0- 1	2- 1				
6- 5	0- 1	0- 0	AWAY	0- 1	0- 0	6- 3				
0- 1	0- 0	0- 0	NEUTRAL	0- 0	0- 1	0- 0				
5- 5	0- 1	0- 0	NON-CONFERENCE	0- 0	0- 2	5- 2				
1- 1	0- 0	0- 0	HOME	0- 0	0- 1	1- 0				
4- 3	0- 1	0- 0	AWAY	0- 0	0- 0	4- 2				
0- 1	0- 0	0- 0	NEUTRAL	0- 0	0- 1	0- 0				
3- 3	0- 0	0- 0	CONFERENCE	0- 1	0- 0	3- 2				
1- 1	0- 0	0- 0	HOME	0- 0	0- 0	1- 1				
2- 2	0- 0	0- 0	AWAY	0- 1	0- 0	2- 1				
0- 0	0- 0	0- 0	NEUTRAL	0- 0	0- 0	0- 0				

RPI 1-25				RPI 26-50				RPI 51-100				RPI 101+				Team's RPI: 155
RPI	S	Opponent	Score	RPI	S	Opponent	Score	RPI	S	Opponent	Score	RPI	S	Opponent	Score	
23	A	Butler	49 72					94	A	Missouri St.	58 71	142	H	IUPUI	59 64	
												149	N	UC Irvine	61 77	
												163	A	Southern Ill.	61 58	
												169	A	Illinois	57 75	
												170	H	Bradley	45 61	
												183	H	Illinois St.	59 44	
												199	A	Saint Louis	60 56	
												201	A	Southeast Mo. St.	62 51	
												226	A	Loyola Chicago	54 56	
												230	A	Marshall	62 53	
												251	A	Eastern Ill.	39 63	
												305	A	Valparaiso	86 82	
												332	H	UIC	60 53	
												337	A	Grand Canyon	88 81	

LAST 12 Division I GAMES:																
163	A	Southern Ill.	61 58	226	A	Loyola Chicago	54 56									
94	A	Missouri St.	58 71	305	A	Valparaiso	86 82									
251	A	Eastern Ill.	39 63	170	H	Bradley	45 61									
23	A	Butler	49 72	183	H	Illinois St.	59 44									
332	H	UIC	60 53	142	H	IUPUI	59 64									
169	A	Illinois	57 75	201	A	Southeast Mo. St.	62 51									

Non-Div I Games: Davenport 79 43

Indiana St.

Average RPI Win:	189	WON-LOST	WINNING	LAST 10	STRENGTH OF	OPP. STRENGTH	TEAM	ADJ.	CONF.	ADJ CONF.
Average RPI Loss:	179	RECORD	PCT. RANK	GAMES	SCHEDULE	OF SCHEDULE	RPI	RPI	RPI	RPI
DIV. I ONLY	1- 18	348	0-10	191	229	333	333	27	27	
DIV. I NON-CONF.	1- 10	330	0- 0	92	102	285	285	28	28	

TOTALS	RPI 1-25	RPI 26-50	W-L RECORDS	RPI 51-100	RPI 101-150	RPI 150+				
1- 18	0- 1	0- 0	OVERALL	0- 4	0- 3	1- 10				
1- 10	0- 1	0- 0	HOME	0- 1	0- 2	1- 6				
0- 8	0- 0	0- 0	AWAY	0- 3	0- 1	0- 4				
0- 0	0- 0	0- 0	NEUTRAL	0- 0	0- 0	0- 0				
1- 10	0- 1	0- 0	NON-CONFERENCE	0- 4	0- 2	1- 3				
1- 5	0- 1	0- 0	HOME	0- 1	0- 2	1- 1				
0- 5	0- 0	0- 0	AWAY	0- 3	0- 0	0- 2				
0- 0	0- 0	0- 0	NEUTRAL	0- 0	0- 0	0- 0				
0- 8	0- 0	0- 0	CONFERENCE	0- 0	0- 1	0- 7				
0- 5	0- 0	0- 0	HOME	0- 0	0- 0	0- 5				
0- 3	0- 0	0- 0	AWAY	0- 0	0- 1	0- 2				
0- 0	0- 0	0- 0	NEUTRAL	0- 0	0- 0	0- 0				

RPI 1-25				RPI 26-50				RPI 51-100				RPI 101+ Team's RPI: 333			
RPI	S	Opponent	Score	RPI	S	Opponent	Score	RPI	S	Opponent	Score	RPI	S	Opponent	Score
22	H	Central Mich.	39 82					56	A	Bucknell	43 81	111	H	St. John's (NY)	35 61
								66	A	Kansas	44 75	130	H	Fordham	40 57
								77	A	Toledo	38 84	132	A	Marist	36 76
								98	H	Penn	43 66	167	H	Stony Brook	51 53
												189	H	George Washington	52 43
												198	H	Rider	58 66
												232	A	Temple	39 59
												234	H	Niagara	46 58
												245	H	Monmouth	38 55
												261	A	Siena	47 59
												264	A	Hofstra	49 74
												296	H	Canisius	40 48
												301	H	Fairfield	42 55
												340	A	Manhattan	33 55
LAST 12 Division I GAMES:															
234	H	Niagara	46 58	301	H	Fairfield	42 55								
296	H	Canisius	40 48	132	A	Marist	36 76								
261	A	Siena	47 59	340	A	Manhattan	33 55								
245	H	Monmouth	38 55	198	H	Rider	58 66								
130	H	Fordham	40 57	98	H	Penn	43 66								
167	H	Stony Brook	51 53	232	A	Temple	39 59								

Non-Div I Games:

Iona

Average RPI Win:	124	WON-LOST	WINNING	LAST 10	STRENGTH OF	OPP. STRENGTH	TEAM	ADJ.	CONF.	ADJ CONF.
Average RPI Loss:	21	RECORD	PCT. RANK	GAMES	SCHEDULE	OF SCHEDULE	RPI	RPI	RPI	RPI
DIV. I ONLY	15- 4	33	8-2	13	27	10	10	4	4	
DIV. I NON-CONF.	9- 2	43	0- 1	18	33	10	10	5	5	

TOTALS	RPI 1-25	RPI 26-50	W-L RECORDS	RPI 51-100	RPI 101-150	RPI 150+				
15- 4	3- 2	0- 2	OVERALL	4- 0	3- 0	5- 0				
10- 0	2- 0	0- 0	HOME	3- 0	1- 0	4- 0				
4- 3	1- 1	0- 2	AWAY	0- 0	2- 0	1- 0				
1- 1	0- 1	0- 0	NEUTRAL	1- 0	0- 0	0- 0				
9- 2	2- 2	0- 0	NON-CONFERENCE	2- 0	2- 0	3- 0				
6- 0	1- 0	0- 0	HOME	1- 0	1- 0	3- 0				
2- 1	1- 1	0- 0	AWAY	0- 0	1- 0	0- 0				
1- 1	0- 1	0- 0	NEUTRAL	1- 0	0- 0	0- 0				
6- 2	1- 0	0- 2	CONFERENCE	2- 0	1- 0	2- 0				
4- 0	1- 0	0- 0	HOME	2- 0	0- 0	1- 0				
2- 2	0- 0	0- 2	AWAY	0- 0	1- 0	1- 0				
0- 0	0- 0	0- 0	NEUTRAL	0- 0	0- 0	0- 0				

RPI	S	Opponent	Score	RPI	S	Opponent	Score	RPI	S	Opponent	Score	RPI	S	Opponent	Score
1	A	Notre Dame	71 105	27	A	Purdue	57 62	62	H	Michigan	75 61	125	A	Western Ky.	104 67
12	H	Iowa St.	73 70	29	A	Michigan St.	70 84	74	H	UNI	83 57	128	A	Minnesota	81 63
14	A	Drake	91 82					85	H	Nebraska	77 71	142	H	IUPUI	72 58
16	H	Rutgers	72 66					97	N	West Virginia	84 81	168	H	Oral Roberts	90 77
25	N	Florida St.	67 71									169	A	Illinois	94 75
												177	H	Wisconsin	71 53
												244	H	Robert Morris	92 63
												349	H	N.C. Central	106 39

LAST 12 Division I GAMES:															
128	A	Minnesota	81 63	25	N	Florida St.	67 71	16	H	Rutgers	72 66				
27	A	Purdue	57 62					169	A	Illinois	94 75				
177	H	Wisconsin	71 53					62	H	Michigan	75 61				
85	H	Nebraska	77 71					74	H	UNI	83 57				
29	A	Michigan St.	70 84					142	H	IUPUI	72 58				
14	A	Drake	91 82												

Non-Div I Games:

Iowa

Average RPI Win:	106	WON-LOST	WINNING	LAST 10	STRENGTH OF	OPP. STRENGTH	TEAM	ADJ.	CONF.	ADJ CONF.
Average RPI Loss:	33	RECORD	PCT. RANK	GAMES	SCHEDULE	OF SCHEDULE	RPI	RPI	RPI	RPI
DIV. I ONLY	14- 5	49	7-3	2	40	12	12	3	3	
DIV. I NON-CONF.	10- 2	37	3- 0	9	79	9	9	3	3	

TOTALS	RPI 1-25	RPI 26-50	W-L RECORDS	RPI 51-100	RPI 101-150	RPI 150+				
14- 5	1- 3	2- 1	OVERALL	5- 1	2- 0	4- 0				
12- 1	1- 1	2- 0	HOME	4- 0	2- 0	3- 0				
1- 4	0- 2	0- 1	AWAY	1- 1	0- 0	0- 0				
1- 0	0- 0	0- 0	NEUTRAL	0- 0	0- 0	1- 0				
10- 2	1- 1	1- 1	NON-CONFERENCE	3- 0	1- 0	4- 0				
9- 0	1- 0	1- 0	HOME	3- 0	1- 0	3- 0				
0- 2	0- 1	0- 1	AWAY	0- 0	0- 0	0- 0				
1- 0	0- 0	0- 0	NEUTRAL	0- 0	0- 0	1- 0				
4- 3	0- 2	1- 0	CONFERENCE	2- 1	1- 0	0- 0				
3- 1	0- 1	1- 0	HOME	1- 0	1- 0	0- 0				
1- 2	0- 1	0- 0	AWAY	1- 1	0- 0	0- 0				
0- 0	0- 0	0- 0	NEUTRAL	0- 0	0- 0	0- 0				

RPI	S	Opponent	Score	RPI	S	Opponent	Score	RPI	S	Opponent	Score	RPI	S	Opponent	Score
2	A	Baylor	69 84	30	A	South Dakota	59 64	54	H	Arkansas	91 82	112	H	Northern Ill.	70 60
10	A	Iowa	70 73	30	H	Miami (FL)	75 52	56	H	Bucknell	86 61	143	H	Oklahoma	104 78
14	H	Drake	86 81	39	H	Kansas St.	96 58	57	H	Auburn	67 64	186	N	Eastern Mich.	85 59
24	H	Texas	62 64					63	H	TCU	92 54	211	H	Prairie View	94 46
								66	A	Kansas	82 73	223	H	North Dakota	87 35
								97	A	West Virginia	64 73	234	H	Niagara	95 35

LAST 12 Division I GAMES:															
143	H	Oklahoma	104 78	112	H	Northern Ill.	70 60	57	H	Auburn	67 64	30	H	Miami (FL)	75 52
97	A	West Virginia	64 73	56	H	Bucknell	86 61	2	A	Baylor	69 84	54	H	Arkansas	91 82
24	H	Texas	62 64	57	H	Auburn	67 64	63	H	TCU	92 54	112	H	Northern Ill.	70 60
63	H	TCU	92 54	30	H	Miami (FL)	75 52	66	A	Kansas	82 73	56	H	Bucknell	86 61
66	A	Kansas	82 73	2	A	Baylor	69 84	97	A	West Virginia	64 73	57	H	Auburn	67 64
39	H	Kansas St.	96 58	54	H	Arkansas	91 82	63	H	TCU	92 54	30	H	Miami (FL)	75 52
				56	H	Bucknell	86 61	66	A	Kansas	82 73	2	A	Baylor	69 84
				97	A	West Virginia	64 73	63	H	TCU	92 54	54	H	Arkansas	91 82
								56	H	Bucknell	86 61	57	H	Auburn	67 64
								63	H	TCU	92 54	30	H	Miami (FL)	75 52
								66	A	Kansas	82 73	2	A	Baylor	69 84
								97	A	West Virginia	64 73	54	H	Arkansas	91 82

Non-Div I Games:

Iowa St.

Average RPI Win: 329

Average RPI Loss: 187

WON-LOST
RECORDWINNING
PCT. RANKLAST 10
GAMESSTRENGTH OF
SCHEDULEOPP. STRENGTH
OF SCHEDULETEAM
RPIADJ.
RPICONF.
RPIADJ CONF.
RPI

DIV. I ONLY	3- 12	307	3-7	309	293	334	334	29	29
DIV. I NON-CONF.	2- 7	288	0- 0	161	302	278	278	26	26
<hr/>									
TOTALS	RPI 1-25	RPI 26-50	W-L RECORDS	RPI 51-100	RPI 101-150	RPI 150+			
3- 12	0- 1	0- 0	OVERALL	0- 1	0- 1	3- 9			
2- 2	0- 0	0- 0	HOME	0- 0	0- 0	2- 2			
0- 9	0- 1	0- 0	AWAY	0- 1	0- 1	0- 6			
1- 1	0- 0	0- 0	NEUTRAL	0- 0	0- 0	1- 1			
2- 7	0- 1	0- 0	NON-CONFERENCE	0- 1	0- 1	2- 4			
1- 1	0- 0	0- 0	HOME	0- 0	0- 0	1- 1			
0- 5	0- 1	0- 0	AWAY	0- 1	0- 1	0- 2			
1- 1	0- 0	0- 0	NEUTRAL	0- 0	0- 0	1- 1			
1- 5	0- 0	0- 0	CONFERENCE	0- 0	0- 0	1- 5			
1- 1	0- 0	0- 0	HOME	0- 0	0- 0	1- 1			
0- 4	0- 0	0- 0	AWAY	0- 0	0- 0	0- 4			
0- 0	0- 0	0- 0	NEUTRAL	0- 0	0- 0	0- 0			

RPI 1-25				RPI 26-50				RPI 51-100				RPI 101+ Team's RPI: 334			
RPI	S	Opponent	Score	RPI	S	Opponent	Score	RPI	S	Opponent	Score	RPI	S	Opponent	Score
8	A	Mississippi St.	38 105					54	A	Arkansas	57 76	126	A	UT Arlington	63 99
												179	N	Akron	57 74
												185	H	Southern U.	74 76
												211	A	Prairie View	57 76
												225	A	Memphis	67 68
												227	A	Alabama St.	67 74
												242	H	Southeastern La.	45 50
												246	A	Texas Southern	67 76
												257	A	Louisiana	61 68
												282	A	Alabama A&M	55 58
												306	H	Central Ark.	65 56
												332	N	UIC	72 57
												350	H	Alcorn	88 66
<hr/>															
LAST 12 Division I GAMES:															
227	A	Alabama St.	67 74	246	A	Texas Southern	67 76								
282	A	Alabama A&M	55 58	211	A	Prairie View	57 76								
54	A	Arkansas	57 76	185	H	Southern U.	74 76								
332	N	UIC	72 57	350	H	Alcorn	88 66								
179	N	Akron	57 74	8	A	Mississippi St.	38 105								
242	H	Southeastern La.	45 50	257	A	Louisiana	61 68								

Non-Div I Games: Spring Hill 105 57 Millsaps 88 38

Jackson St.

Loss, Non-Conf, S Site, H Home A Away N Neutral

Average RPI Win:	296	WON-LOST	WINNING	LAST 10	STRENGTH OF	OPP. STRENGTH	TEAM	ADJ.	CONF.	ADJ CONF.
Average RPI Loss:	150	RECORD	PCT. RANK	GAMES	SCHEDULE	OF SCHEDULE	RPI	RPI	RPI	RPI
DIV. I ONLY	8- 8	163	7-3	267	295	195	195	25	25	
DIV. I NON-CONF.	4- 6	212	0- 0	178	275	197	197	27	27	

TOTALS	RPI 1-25	RPI 26-50	W-L RECORDS	RPI 51-100	RPI 101-150	RPI 150+				
8- 8	0- 2	0- 0	OVERALL	0- 2	0- 0	8- 4				
2- 2	0- 0	0- 0	HOME	0- 0	0- 0	2- 2				
6- 4	0- 2	0- 0	AWAY	0- 1	0- 0	6- 1				
0- 2	0- 0	0- 0	NEUTRAL	0- 1	0- 0	0- 1				
4- 6	0- 2	0- 0	NON-CONFERENCE	0- 2	0- 0	4- 2				
1- 1	0- 0	0- 0	HOME	0- 0	0- 0	1- 1				
3- 3	0- 2	0- 0	AWAY	0- 1	0- 0	3- 0				
0- 2	0- 0	0- 0	NEUTRAL	0- 1	0- 0	0- 1				
4- 2	0- 0	0- 0	CONFERENCE	0- 0	0- 0	4- 2				
1- 1	0- 0	0- 0	HOME	0- 0	0- 0	1- 1				
3- 1	0- 0	0- 0	AWAY	0- 0	0- 0	3- 1				
0- 0	0- 0	0- 0	NEUTRAL	0- 0	0- 0	0- 0				

RPI 1-25				RPI 26-50				RPI 51-100				RPI 101+				Team's RPI: 195
RPI	S	Opponent	Score	RPI	S	Opponent	Score	RPI	S	Opponent	Score	RPI	S	Opponent	Score	
21	A	Texas A&M	53 73					58	N	Old Domini on	76 78	154	H	North Ala.	59 62	
25	A	Florida St.	46 79					96	A	Penn St.	61 80	173	H	Mercer	71 66	
												267	A	Liberty	64 52	
												276	H	Bethune-Cookman	56 58	
												282	N	Al abama A&M	60 65	
												288	A	Kennesaw St.	55 75	
												299	A	North Flori da	80 72	
												308	A	FIU	73 62	
												317	A	NJIT	61 56	
												326	H	Lip scomb	62 47	
												336	A	Charle ston So.	68 58	
												339	A	Savannah St.	68 58	
LAST 12 Division I GAMES:																
288	A	Kennesaw St.	55 75	299	A	North Flori da	80 72									
326	H	Lip scomb	62 47	317	A	NJIT	61 56									
173	H	Mercer	71 66	154	H	North Ala.	59 62									
308	A	FIU	73 62	267	A	Liberty	64 52									
282	N	Al abama A&M	60 65	276	H	Bethune-Cookman	56 58									
96	A	Penn St.	61 80	336	A	Charle ston So.	68 58									

Non-Div I Games: Webber Int'l 73 39 Edward Waters 100 48 Warner 105 55

Jacksonville

Average RPI Win:	276	WON-LOST	WINNING	LAST 10	STRENGTH OF	OPP. STRENGTH	TEAM	ADJ.	CONF.	ADJ CONF.
Average RPI Loss:	109	RECORD	PCT. RANK	GAMES	SCHEDULE	OF SCHEDULE	RPI	RPI	RPI	RPI
DIV. I ONLY	8- 9	190	4-6	247	194	202	202	22	22	
DIV. I NON-CONF.	5- 5	162	0- 1	223	208	188	188	20	20	

TOTALS	RPI 1-25	RPI 26-50	W-L RECORDS	RPI 51-100	RPI 101-150	RPI 150+				
8- 9	0- 0	0- 0	OVERALL	0- 6	0- 1	8- 2				
2- 5	0- 0	0- 0	HOME	0- 3	0- 1	2- 1				
6- 2	0- 0	0- 0	AWAY	0- 1	0- 0	6- 1				
0- 2	0- 0	0- 0	NEUTRAL	0- 2	0- 0	0- 0				
5- 5	0- 0	0- 0	NON-CONFERENCE	0- 4	0- 0	5- 1				
1- 2	0- 0	0- 0	HOME	0- 2	0- 0	1- 0				
4- 1	0- 0	0- 0	AWAY	0- 0	0- 0	4- 1				
0- 2	0- 0	0- 0	NEUTRAL	0- 2	0- 0	0- 0				
3- 4	0- 0	0- 0	CONFERENCE	0- 2	0- 1	3- 1				
1- 3	0- 0	0- 0	HOME	0- 1	0- 1	1- 1				
2- 1	0- 0	0- 0	AWAY	0- 1	0- 0	2- 0				
0- 0	0- 0	0- 0	NEUTRAL	0- 0	0- 0	0- 0				

RPI 1-25				RPI 26-50				RPI 51-100				RPI 101+				Team's RPI: 202
RPI	S	Opponent	Score	RPI	S	Opponent	Score	RPI	S	Opponent	Score	RPI	S	Opponent	Score	
								64	N	Harvard	62 69	113	H	Tennessee Tech	49 66	
								75	A	Bel mont	52 66	158	A	Texas Tech	58 71	
								75	H	Bel mont	41 64	166	H	Georgi a St.	61 56	
								91	H	Mi ami (OH)	41 58	203	A	Ole Miss	60 49	
								93	N	Washi ngton St.	51 64	213	H	SIUE	47 51	
								99	H	Troy	63 89	251	H	Eastern Ill.	78 49	
												282	A	Al abama A&M	55 48	
												309	A	Tennessee St.	62 52	
												324	A	Eastern Ky.	53 44	
												326	A	Li pscomb	58 46	
												345	A	Fl ori da A&M	62 31	
LAST 12 Division I GAMES:																
213	H	SIUE	47 51	93	N	Washington St.	51 64									
251	H	Eastern Ill.	78 49	324	A	Eastern Ky.	53 44									
309	A	Tennessee St.	62 52	113	H	Tennessee Tech	49 66									
75	A	Bel mont	52 66	75	H	Bel mont	41 64									
99	H	Troy	63 89	166	H	Georgi a St.	61 56									
91	H	Mi ami (OH)	41 58	282	A	Al abama A&M	55 48									

Non-Div I Games: Montevallo 84 52

Jacksonville St.

Average RPI Win:	196	WON-LOST	WINNING	LAST 10	STRENGTH OF	OPP. STRENGTH	TEAM	ADJ.	CONF.	ADJ CONF.
Average RPI Loss:	115	RECORD	PCT. RANK	GAMES	SCHEDULE	OF SCHEDULE	RPI	RPI	RPI	RPI
DIV. I ONLY	13- 4	40	7-3	183	147	55	55	10	10	
DIV. I NON-CONF.	8- 3	72	0- 0	233	156	76	76	13	13	

TOTALS	RPI 1-25	RPI 26-50	W-L RECORDS	RPI 51-100	RPI 101-150	RPI 150+				
13- 4	0- 0	0- 1	OVERALL	2- 0	3- 2	8- 1				
7- 0	0- 0	0- 0	HOME	2- 0	2- 0	3- 0				
6- 4	0- 0	0- 1	AWAY	0- 0	1- 2	5- 1				
0- 0	0- 0	0- 0	NEUTRAL	0- 0	0- 0	0- 0				
8- 3	0- 0	0- 1	NON-CONFERENCE	1- 0	2- 1	5- 1				
5- 0	0- 0	0- 0	HOME	1- 0	2- 0	2- 0				
3- 3	0- 0	0- 1	AWAY	0- 0	0- 1	3- 1				
0- 0	0- 0	0- 0	NEUTRAL	0- 0	0- 0	0- 0				
5- 1	0- 0	0- 0	CONFERENCE	1- 0	1- 1	3- 0				
2- 0	0- 0	0- 0	HOME	1- 0	0- 0	1- 0				
3- 1	0- 0	0- 0	AWAY	0- 0	1- 1	2- 0				
0- 0	0- 0	0- 0	NEUTRAL	0- 0	0- 0	0- 0				

RPI 1-25				RPI 26-50				RPI 51-100				Team's RPI : 55				RPI 101+			
RPI	S	Opponent	Score	RPI	S	Opponent	Score	RPI	S	Opponent	Score	RPI	S	Opponent	Score	RPI	S	Opponent	Score
				26	A	Maryland	63 87					51	H	Northeastern	84 49	110	H	Dayton	68 55
												82	H	Georgetown	69 57	111	H	St. John's (NY)	64 51
																117	A	UNCW	63 66
																120	A	Drexel	51 35
																121	A	Wake Forest	49 50
																189	H	George Washington	50 37
																192	A	Delaware	68 43
																194	A	Hampton	65 72
																244	A	Robert Morris	59 36
																264	H	Hofstra	77 54
																267	A	Liberty	74 53
																277	H	Winthrop	56 39
																292	A	Col. of Charleston	91 50
																348	A	Delaware St.	103 57
LAST 12 Division I GAMES:																			
				120	A	Drexel	51 35					292	A	Col. of Charleston	91 50				
				192	A	Delaware	68 43					117	A	UNCW	63 66				
				244	A	Robert Morris	59 36					51	H	Northeastern	84 49				
				111	H	St. John's (NY)	64 51					264	H	Hofstra	77 54				
				121	A	Wake Forest	49 50					110	H	Dayton	68 55				
				26	A	Maryland	63 87					267	A	Liberty	74 53				

Non-Div I Games:

James Madison

Average RPI Win: **168**
 Average RPI Loss: **58**

WON-LOST
RECORD

WINNING
PCT. RANK

LAST 10
GAMES

STRENGTH OF
SCHEDULE

OPP. STRENGTH
OF SCHEDULE

TEAM
RPI

ADJ.
RPI

CONF.
RPI

ADJ CONF.
RPI

DIV. I ONLY	11- 6	92	5-5	60	52	66	66	3	3
DIV. I NON-CONF.	10- 1	18	1- 0	205	150	36	36	3	3
<hr/>									
TOTALS	RPI 1-25	RPI 26-50	W-L RECORDS	RPI 51-100	RPI 101-150	RPI 150+			
11- 6	0- 3	2- 0	OVERALL	2- 2	0- 0	7- 1			
7- 3	0- 2	0- 0	HOME	0- 1	0- 0	7- 0			
2- 3	0- 1	2- 0	AWAY	0- 1	0- 0	0- 1			
2- 0	0- 0	0- 0	NEUTRAL	2- 0	0- 0	0- 0			
10- 1	0- 0	1- 0	NON-CONFERENCE	2- 1	0- 0	7- 0			
7- 0	0- 0	0- 0	HOME	0- 0	0- 0	7- 0			
1- 1	0- 0	1- 0	AWAY	0- 1	0- 0	0- 0			
2- 0	0- 0	0- 0	NEUTRAL	2- 0	0- 0	0- 0			
1- 5	0- 3	1- 0	CONFERENCE	0- 1	0- 0	0- 1			
0- 3	0- 2	0- 0	HOME	0- 1	0- 0	0- 0			
1- 2	0- 1	1- 0	AWAY	0- 0	0- 0	0- 1			
0- 0	0- 0	0- 0	NEUTRAL	0- 0	0- 0	0- 0			

RPI 1-25				RPI 26-50				RPI 51-100				RPI 101+			
RPI	S	Opponent	Score	RPI	S	Opponent	Score	RPI	S	Opponent	Score	RPI	S	Opponent	Score
2	H	Baylor	68 94	39	A	Kansas St.	61 54	68	H	Oklahoma St.	62 72	158	A	Texas Tech	66 69
12	H	Iowa St.	73 82	48	A	LSU	68 61	69	N	Northwestern	66 57	161	H	Grambling	76 45
24	A	Texas	43 62					85	A	Nebraska	52 58	168	H	Oral Roberts	70 58
								93	N	Washington St.	71 63	188	H	UMKC	67 55
												196	H	George Mason	77 56
												269	H	Vermont	77 36
												282	H	Alabama A&M	65 54
												333	H	Iona	75 44
<hr/>															
LAST 12 Division I GAMES:															
39	A	Kansas St.	61 54	69	N	Northwestern	66 57	24	A	Texas	43 62				
158	A	Texas Tech	66 69	68	H	Oklahoma St.	62 72	2	H	Baylor	68 94				
12	H	Iowa St.	73 82	85	A	Nebraska	52 58	48	A	LSU	68 61				
269	H	Vermont	77 36												
93	N	Washington St.	71 63												
161	H	Grambling	76 45												

Non-Div I Games:

Kansas

■ Loss, ■ Non-Conf, ■ S Site, ■ H Home ■ A Away N Neutral

Average RPI Win:	144	WON-LOST	WINNING	LAST 10	STRENGTH OF	OPP. STRENGTH	TEAM	ADJ.	CONF.	ADJ CONF.
Average RPI Loss:	24	RECORD	PCT. RANK	GAMES	SCHEDULE	OF SCHEDULE	RPI	RPI	RPI	RPI
DIV. I ONLY	13- 6	77	6-4	35	11	39	39	3	3	
DIV. I NON-CONF.	9- 3	61	0- 0	99	22	55	55	3	3	

TOTALS	RPI 1-25	RPI 26-50	W-L RECORDS	RPI 51-100	RPI 101-150	RPI 150+				
13- 6	1- 4	0- 1	OVERALL	5- 1	1- 0	6- 0				
10- 1	1- 0	0- 0	HOME	3- 1	1- 0	5- 0				
2- 2	0- 2	0- 0	AWAY	1- 0	0- 0	1- 0				
1- 3	0- 2	0- 1	NEUTRAL	1- 0	0- 0	0- 0				
9- 3	0- 2	0- 1	NON-CONFERENCE	4- 0	0- 0	5- 0				
7- 0	0- 0	0- 0	HOME	2- 0	0- 0	5- 0				
1- 0	0- 0	0- 0	AWAY	1- 0	0- 0	0- 0				
1- 3	0- 2	0- 1	NEUTRAL	1- 0	0- 0	0- 0				
4- 3	1- 2	0- 0	CONFERENCE	1- 1	1- 0	1- 0				
3- 1	1- 0	0- 0	HOME	1- 1	1- 0	0- 0				
1- 2	0- 2	0- 0	AWAY	0- 0	0- 0	1- 0				
0- 0	0- 0	0- 0	NEUTRAL	0- 0	0- 0	0- 0				

RPI 1-25				RPI 26-50				RPI 51-100				RPI 101+			
RPI	S	Opponent	Score	RPI	S	Opponent	Score	RPI	S	Opponent	Score	RPI	S	Opponent	Score
2	A	Baylor	50 65	43	N	DePaul	59 79	66	H	Kansas	54 61	143	H	Oklahoma	86 56
9	N	Syracuse	61 70					68	H	Oklahoma St.	59 48	158	A	Texas Tech	66 62
11	N	Arizona St.	51 65					71	H	Lamar University	73 55	165	H	Vanderbilt	72 61
12	A	Iowa St.	58 96					74	H	UNI	72 62	187	H	North Texas	60 42
24	H	Texas	87 69					83	N	Princeton	80 61	188	H	UMKC	61 50
								92	A	Little Rock	53 47	306	H	Central Ark.	70 54
												318	H	Omaha	61 46

LAST 12 Division I GAMES:															
2	A	Baylor	50 65	68	H	Oklahoma St.	59 48								
143	H	Oklahoma	86 56	158	A	Texas Tech	66 62	24	H	Texas	87 69				
12	A	Iowa St.	58 96					66	H	Kansas	54 61				
74	H	UNI	72 62					92	A	Little Rock	53 47				
306	H	Central Ark.	70 54					71	H	Lamar University	73 55				
11	N	Arizona St.	51 65												

Non-Div I Games:

Kansas St.

Average RPI Win:	270	WON-LOST	WINNING	LAST 10	STRENGTH OF	OPP. STRENGTH	TEAM	ADJ.	CONF.	ADJ CONF.
Average RPI Loss:	171	RECORD	PCT. RANK	GAMES	SCHEDULE	OF SCHEDULE	RPI	RPI	RPI	RPI
DIV. I ONLY	4- 13	296	2-8	167	319	288	288	25	25	
DIV. I NON-CONF.	3- 9	271	0- 0	175	312	282	282	27	27	
TOTALS	RPI 1-25	RPI 26-50	W-L RECORDS	RPI 51-100	RPI 101-150	RPI 150+				
4- 13	0- 0	0- 2	OVERALL	0- 2	0- 1	4- 8				
3- 2	0- 0	0- 0	HOME	0- 1	0- 0	3- 1				
0- 7	0- 0	0- 1	AWAY	0- 1	0- 0	0- 5				
1- 4	0- 0	0- 1	NEUTRAL	0- 0	0- 1	1- 2				
3- 9	0- 0	0- 2	NON-CONFERENCE	0- 1	0- 1	3- 5				
2- 0	0- 0	0- 0	HOME	0- 0	0- 0	2- 0				
0- 5	0- 0	0- 1	AWAY	0- 1	0- 0	0- 3				
1- 4	0- 0	0- 1	NEUTRAL	0- 0	0- 1	1- 2				
1- 4	0- 0	0- 0	CONFERENCE	0- 1	0- 0	1- 3				
1- 2	0- 0	0- 0	HOME	0- 1	0- 0	1- 1				
0- 2	0- 0	0- 0	AWAY	0- 0	0- 0	0- 2				
0- 0	0- 0	0- 0	NEUTRAL	0- 0	0- 0	0- 0				

RPI S Opponent Score	RPI S Opponent Score	RPI S Opponent Score	RPI S Opponent Score
29 N Michigan St. 51 75	70 A Seton Hall 80 102	107 N Idaho St. 49 60	
36 A Georgia Tech 35 60	95 H FGCU 46 69	154 A North Ala. 55 80	
		166 A Georgia St. 73 79	
		173 A Mercer 48 64	
		195 H Jacksonville 75 55	
		217 A East Carolina 56 68	
		250 H Furman 74 63	
		267 H Liberty 61 67	
		276 N Bethune-Cookman 61 64	
		284 H Ga. Southern 78 59	
		317 A NJIT 60 66	
		321 N UMBC 53 57	
		349 N N.C. Central 78 54	
LAST 12 Division I GAMES:			
317 A NJIT 60 66	154 A North Ala. 55 80		
349 N N.C. Central 78 54	95 H FGCU 46 69		
276 N Bethune-Cookman 61 64	267 H Liberty 61 67		
36 A Georgia Tech 35 60	195 H Jacksonville 75 55		
166 A Georgia St. 73 79	284 H Ga. Southern 78 59		
173 A Mercer 48 64	29 N Michigan St. 51 75		

Non-Div I Games: Middle Ga. St. 80 70

Kennesaw St.

Average RPI Win: 209

Average RPI Loss: 73

WON-LOST
RECORDWINNING
PCT. RANKLAST 10
GAMESSTRENGTH OF
SCHEDULEOPP. STRENGTH
OF SCHEDULETEAM
RPIADJ.
RPICONF.
RPIADJ CONF.
RPIDIV. I ONLY
DIV. I NON-CONF.9- 7
6- 4135
1257-3
0- 084
191109
14689
11089
1108
88
8

TOTALS

RPI 1-25

RPI 26-50

W-L RECORDS

RPI 51-100

RPI 101-150

RPI 150+

9- 7
5- 2
4- 5
0- 00- 2
0- 1
0- 1
0- 00- 2
0- 0
0- 2
0- 0OVERALL
HOME
AWAY
NEUTRAL1- 1
0- 0
1- 1
0- 02- 0
2- 0
0- 0
0- 06- 2
3- 1
3- 1
0- 06- 4
3- 1
3- 3
0- 00- 1
0- 0
0- 1
0- 00- 1
0- 0
0- 1
0- 0NON-CONFERENCE
HOME
AWAY
NEUTRAL0- 1
0- 0
0- 1
0- 01- 0
1- 0
0- 0
0- 05- 1
2- 1
3- 0
0- 03- 3
2- 1
1- 2
0- 00- 1
0- 1
0- 0
0- 00- 1
0- 0
0- 1
0- 0CONFERENCE
HOME
AWAY
NEUTRAL1- 0
0- 0
1- 0
0- 01- 0
1- 0
0- 0
0- 01- 1
1- 0
0- 1
0- 0

RPI 1-25

RPI 26-50

RPI 51-100

Team's RPI: 89

RPI 101+

RPI	S	Opponent	Score
6	A	NC State	61 78
22	H	Central Mich.	75 82

RPI	S	Opponent	Score
34	A	Ohio	81 83
42	A	North Carolina	60 73

RPI	S	Opponent	Score
77	A	Toledo	58 47
79	A	Wright St.	55 61

RPI	S	Opponent	Score
112	H	Northern Ill.	87 78
123	H	Youngstown St.	62 34
152	H	Duquesne	72 77
175	A	Ball St.	44 48
186	H	Eastern Mich.	71 64
243	A	St. Bonaventure	76 64
244	A	Robert Morris	54 46
279	H	Northern Ky.	62 61
297	H	Oakland	75 65
317	A	NJIT	57 40

LAST 12 Division I GAMES:

112	H	Northern Ill.	87 78	175	A	Ball St.	44 48
186	H	Eastern Mich.	71 64	22	H	Central Mich.	75 82
317	A	NJIT	57 40	34	A	Ohio	81 83
243	A	St. Bonaventure	76 64	77	A	Toledo	58 47
244	A	Robert Morris	54 46	152	H	Duquesne	72 77
79	A	Wright St.	55 61	123	H	Youngstown St.	62 34

Non-Div I Games:

Clarion

92 38

Kent St.

Average RPI Win:	140	WON-LOST	WINNING	LAST 10	STRENGTH OF	OPP. STRENGTH	TEAM	ADJ.	CONF.	ADJ CONF.
Average RPI Loss:	72	RECORD	PCT. RANK	GAMES	SCHEDULE	OF SCHEDULE	RPI	RPI	RPI	RPI
DIV. I ONLY	17- 3	19	8-2	80	23	19	19	6	6	
DIV. I NON-CONF.	13- 1	9	0- 0	131	46	18	18	6	6	

TOTALS	RPI 1-25	RPI 26-50	W-L RECORDS	RPI 51-100	RPI 101-150	RPI 150+				
17- 3	0- 2	5- 0	OVERALL	2- 0	3- 0	7- 1				
12- 1	0- 0	1- 0	HOME	2- 0	2- 0	7- 1				
2- 2	0- 2	2- 0	AWAY	0- 0	0- 0	0- 0				
3- 0	0- 0	2- 0	NEUTRAL	0- 0	1- 0	0- 0				
13- 1	0- 1	2- 0	NON-CONFERENCE	2- 0	3- 0	6- 0				
10- 0	0- 0	0- 0	HOME	2- 0	2- 0	6- 0				
0- 1	0- 1	0- 0	AWAY	0- 0	0- 0	0- 0				
3- 0	0- 0	2- 0	NEUTRAL	0- 0	1- 0	0- 0				
4- 2	0- 1	3- 0	CONFERENCE	0- 0	0- 0	1- 1				
2- 1	0- 0	1- 0	HOME	0- 0	0- 0	1- 1				
2- 1	0- 1	2- 0	AWAY	0- 0	0- 0	0- 0				
0- 0	0- 0	0- 0	NEUTRAL	0- 0	0- 0	0- 0				

RPI 1-25				RPI 26-50				RPI 51-100				RPI 101+			
RPI	S	Opponent	Score	RPI	S	Opponent	Score	RPI	S	Opponent	Score	RPI	S	Opponent	Score
5	A	Louisville	75 80	37	H	Missouri	52 41	73	H	Middle Tenn.	72 55	137	N	South Fla.	85 63
8	A	Mississippi St.	71 86	42	N	North Carolina	85 75	87	H	Virginia	63 51	138	H	Morehead St.	87 57
				48	A	LSU	64 60					139	H	High Point	71 49
				49	A	Tennessee	73 71					165	H	Vanderbilt	77 55
				50	N	UCLA	75 74					176	H	Rhode Island	75 52
												185	H	Southern U.	91 41
												203	H	Ole Miss	49 55
												212	H	Sacred Heart	71 43
												227	H	Alabama St.	87 35
												286	H	Murray St.	88 49
												328	H	Western Caro.	99 39

LAST 12 Division I GAMES:															
8	A	Mississippi St.	71 86	37	H	Missouri	52 41	48	A	LSU	64 60	203	H	Ole Miss	49 55
165	H	Vanderbilt	77 55	49	A	Tennessee	73 71	5	A	Louisville	75 80	176	H	Rhode Island	75 52
212	H	Sacred Heart	71 43	73	H	Middle Tenn.	72 55								

Non-Div I Games:

Kentucky

Average RPI Win: 327

Average RPI Loss: 258

WON-LOST
RECORDWINNING
PCT. RANKLAST 10
GAMESSTRENGTH OF
SCHEDULEOPP. STRENGTH
OF SCHEDULETEAM
RPIADJ.
RPICONF.
RPIADJ CONF.
RPIDIV. I ONLY
DIV. I NON-CONF.1- 16
1- 10344
3301-9
0- 0339
336349
346351
351351
35131
3131
31

TOTALS

RPI 1-25

RPI 26-50

W-L RECORDS

RPI 51-100

RPI 101-150

RPI 150+

1- 16

0- 0

0- 0

OVERALL

0- 1

0- 2

1- 13

1- 7

0- 0

0- 0

HOME

0- 0

0- 0

1- 7

0- 8

0- 0

0- 0

AWAY

0- 1

0- 1

0- 6

0- 1

0- 0

0- 0

NEUTRAL

0- 0

0- 1

0- 0

1- 10

0- 0

0- 0

NON-CONFERENCE

0- 1

0- 2

1- 7

1- 3

0- 0

0- 0

HOME

0- 0

0- 0

1- 3

0- 6

0- 0

0- 0

AWAY

0- 1

0- 1

0- 4

0- 1

0- 0

0- 0

NEUTRAL

0- 0

0- 1

0- 0

0- 6

0- 0

0- 0

CONFERENCE

0- 0

0- 0

0- 6

0- 4

0- 0

0- 0

HOME

0- 0

0- 0

0- 4

0- 2

0- 0

0- 0

AWAY

0- 0

0- 0

0- 2

0- 0

0- 0

0- 0

NEUTRAL

0- 0

0- 0

0- 0

RPI 1-25

RPI 26-50

RPI 51-100

RPI 101+

Team's RPI: 351

RPI S Opponent Score

RPI S Opponent Score

RPI S Opponent Score

RPI S Opponent Score

62 A Michigan 38 83

131 A Lehigh 38 72

149 N UC Irvine 71 84

212 A Sacred Heart 53 75

244 H Robert Morris 37 89

259 H Saint Francis (PA) 66 80

275 H St. Francis Brooklyn 67 79

280 A Bryant 62 69

287 H Army West Point 42 57

294 H UMass Lowell 64 69

298 A Saint Peter's 59 86

301 A Fairfield 43 71

317 H NJIT 51 72

327 H Lafayette 55 50

337 A Grand Canyon 62 65

340 A Manhattan 46 61

347 H Fairleigh Dickinson 52 69

LAST 12 Division I GAMES:

212 A Sacred Heart 53 75 275 H St. Francis Brooklyn 67 79

280 A Bryant 62 69 347 H Fairleigh Dickinson 52 69

327 H Lafayette 55 50 244 H Robert Morris 37 89

131 A Lehigh 38 72 259 H Saint Francis (PA) 66 80

317 H NJIT 51 72 294 H UMass Lowell 64 69

62 A Michigan 38 83 337 A Grand Canyon 62 65

LIUBrooklyn

LIUBrooklyn

Non-Div I Games:

LIU Brooklyn

Loss, Non-Conf, S Site, H Home A Away N Neutral

Average RPI Win:	233	WON-LOST	WINNING	LAST 10	STRENGTH OF	OPP. STRENGTH	TEAM	ADJ.	CONF.	ADJ CONF.
Average RPI Loss:	143	RECORD	PCT. RANK	GAMES	SCHEDULE	OF SCHEDULE	RPI	RPI	RPI	RPI
DIV. I ONLY	3- 17	326	2-8	129	189	281	281	17	17	
DIV. I NON-CONF.	3- 11	292	0- 0	116	202	251	251	17	17	

TOTALS	RPI 1-25	RPI 26-50	W-L RECORDS	RPI 51-100	RPI 101-150	RPI 150+				
3- 17	0- 0	0- 1	OVERALL	0- 4	0- 5	3- 7				
1- 6	0- 0	0- 0	HOME	0- 0	0- 2	1- 4				
0- 11	0- 0	0- 1	AWAY	0- 4	0- 3	0- 3				
2- 0	0- 0	0- 0	NEUTRAL	0- 0	0- 0	2- 0				
3- 11	0- 0	0- 1	NON-CONFERENCE	0- 4	0- 3	3- 3				
1- 3	0- 0	0- 0	HOME	0- 0	0- 2	1- 1				
0- 8	0- 0	0- 1	AWAY	0- 4	0- 1	0- 2				
2- 0	0- 0	0- 0	NEUTRAL	0- 0	0- 0	2- 0				
0- 6	0- 0	0- 0	CONFERENCE	0- 0	0- 2	0- 4				
0- 3	0- 0	0- 0	HOME	0- 0	0- 0	0- 3				
0- 3	0- 0	0- 0	AWAY	0- 0	0- 2	0- 1				
0- 0	0- 0	0- 0	NEUTRAL	0- 0	0- 0	0- 0				

RPI 1-25				RPI 26-50				RPI 51-100				RPI 101+				Team's RPI: 281	
RPI	S	Opponent	Score	RPI	S	Opponent	Score	RPI	S	Opponent	Score	RPI	S	Opponent	Score		
				40	A	Oregon St.	46 100										
								53	A	Villanova	68 81	103	A	Towson	68 92		
								64	A	Harvard	43 88	110	A	Dayton	45 84		
								90	A	Providence	47 77	111	H	St. John's (NY)	57 83		
								98	A	Penn	34 65	120	H	Drexel	43 58		
												134	A	VCU	38 68		
												152	H	Duquesne	62 66		
												160	N	Pepperdine	62 55		
												182	H	Massachusetts	60 74		
												189	H	George Washington	59 67		
												221	H	Howard	54 57		
												232	A	Temple	47 75		
												244	A	Robert Morris	39 67		
												260	H	Norfolk St.	62 52		
												279	N	Northern Ky.	74 56		
												289	A	Saint Joseph's	57 60		
LAST 12 Division I GAMES:																	
				134	A	VCU	38 68	152	H	Duquesne	62 66						
				110	A	Dayton	45 84	289	A	Saint Joseph's	57 60						
				232	A	Temple	47 75	189	H	George Washington	59 67						
				90	A	Providence	47 77	182	H	Massachusetts	60 74						
				160	N	Pepperdine	62 55	111	H	St. John's (NY)	57 83						
				279	N	Northern Ky.	74 56	260	H	Norfolk St.	62 52						

Non-Div I Games:

La Salle

Average RPI Win:	308	WON-LOST	WINNING	LAST 10	STRENGTH OF	OPP. STRENGTH	TEAM	ADJ.	CONF.	ADJ CONF.
Average RPI Loss:	193	RECORD	PCT. RANK	GAMES	SCHEDULE	OF SCHEDULE	RPI	RPI	RPI	RPI
DIV. I ONLY	5- 10	255	2-8	340	230	314	314	14	14	
DIV. I NON-CONF.	4- 5	190	0- 0	350	305	322	322	15	15	

TOTALS	RPI 1-25	RPI 26-50	W-L RECORDS	RPI 51-100	RPI 101-150	RPI 150+				
5- 10	0- 0	0- 0	OVERALL	0- 2	0- 0	5- 8				
3- 2	0- 0	0- 0	HOME	0- 0	0- 0	3- 2				
2- 8	0- 0	0- 0	AWAY	0- 2	0- 0	2- 6				
0- 0	0- 0	0- 0	NEUTRAL	0- 0	0- 0	0- 0				
4- 5	0- 0	0- 0	NON-CONFERENCE	0- 0	0- 0	4- 5				
2- 1	0- 0	0- 0	HOME	0- 0	0- 0	2- 1				
2- 4	0- 0	0- 0	AWAY	0- 0	0- 0	2- 4				
0- 0	0- 0	0- 0	NEUTRAL	0- 0	0- 0	0- 0				
1- 5	0- 0	0- 0	CONFERENCE	0- 2	0- 0	1- 3				
1- 1	0- 0	0- 0	HOME	0- 0	0- 0	1- 1				
0- 4	0- 0	0- 0	AWAY	0- 2	0- 0	0- 2				
0- 0	0- 0	0- 0	NEUTRAL	0- 0	0- 0	0- 0				

RPI 1-25				RPI 26-50				RPI 51-100				RPI 101+				Team's RPI: 314
RPI	S	Opponent	Score	RPI	S	Opponent	Score	RPI	S	Opponent	Score	RPI	S	Opponent	Score	
								92	A	Little Rock	44 63	158	A	Texas Tech	42 86	
								99	A	Troy	56 78	166	H	Georgia St.	41 56	
												171	A	Arkansas St.	54 64	
												204	H	Nicholls St.	54 55	
												209	A	SMU	38 49	
												242	A	Southeastern La.	42 49	
												257	A	Louisiana	45 52	
												284	H	Ga. Southern	58 57	
												293	H	Mississippi Val.	72 65	
												313	A	New Orleans	57 44	
												322	H	McNeese	69 60	
												329	A	Northwestern St.	63 55	
												331	A	Houston Baptist	60 68	

LAST 12 Division I GAMES:																
171	A	Arkansas St.	54 64	99	A	Troy	56 78	257	A	Louisiana	45 52	166	H	Georgia St.	41 56	
92	A	Little Rock	44 63													
331	A	Houston Baptist	60 68													
242	A	Southeastern La.	42 49													
204	H	Nicholls St.	54 55													
293	H	Mississippi Val.	72 65													

Non-Div I Games: LSU-Alexandria 93 62 Ark. -Monticello 70 39

La. -Monroe

Average RPI Loss: 242

DIV. I ONLY	7- 11	233	3-7	346	316	327	327	19	19
DIV. I NON-CONF.	5- 6	177	0- 1	351	332	338	338	22	22
TOTALS	RPI 1-25	RPI 26-50	W-L RECORDS	RPI 51-100	RPI 101-150	RPI 150+			
7- 11	0- 0	0- 0	OVERALL	0- 1	0- 1	7- 9			
5- 4	0- 0	0- 0	HOME	0- 1	0- 1	5- 2			
2- 6	0- 0	0- 0	AWAY	0- 0	0- 0	2- 6			
0- 1	0- 0	0- 0	NEUTRAL	0- 0	0- 0	0- 1			
5- 6	0- 0	0- 0	NON-CONFERENCE	0- 0	0- 0	5- 6			
3- 2	0- 0	0- 0	HOME	0- 0	0- 0	3- 2			
2- 3	0- 0	0- 0	AWAY	0- 0	0- 0	2- 3			
0- 1	0- 0	0- 0	NEUTRAL	0- 0	0- 0	0- 1			
2- 5	0- 0	0- 0	CONFERENCE	0- 1	0- 1	2- 3			
2- 2	0- 0	0- 0	HOME	0- 1	0- 1	2- 0			
0- 3	0- 0	0- 0	AWAY	0- 0	0- 0	0- 3			
0- 0	0- 0	0- 0	NEUTRAL	0- 0	0- 0	0- 0			

RPI	S	Opponent	Score
RPI 1-25			
RPI 26-50			
RPI 51-100			
RPI 101+			
Team's RPI:	327		
RPI	S	Opponent	Score
131	H	Lehi gh	43 70
192	N	Del aware	47 65
197	H	Cornel I	59 62
205	H	Navy	55 42
218	H	Hol y Cross	73 63
231	H	Binghamton	59 50
233	A	Col gate	49 60
245	H	Monmouth	73 69
255	H	Al bany (NY)	67 66
283	A	Fla. Atlanti c	49 53
287	A	Army West Point	50 65
295	A	Loyol a Maryl and	50 62
298	H	Saint Peter' s	60 62
315	A	Wagner	66 43
340	A	Manhattan	49 60
347	A	Fai rlei gh Dicki nson	63 57
351	A	LIU Brookl yn	50 55

Lafayette

Average RPI Win:	236	WON-LOST	WINNING	LAST 10	STRENGTH OF	OPP. STRENGTH	TEAM	ADJ.	CONF.	ADJ CONF.
Average RPI Loss:	58	RECORD	PCT. RANK	GAMES	SCHEDULE	OF SCHEDULE	RPI	RPI	RPI	RPI
DIV. I ONLY	9- 4	74	9-1	142	181	71	71	26	26	
DIV. I NON-CONF.	3- 4	199	0- 0	3	44	19	19	24	24	

TOTALS	RPI 1-25	RPI 26-50	W-L RECORDS	RPI 51-100	RPI 101-150	RPI 150+
9- 4	1- 1	0- 2	OVERALL	1- 0	0- 1	7- 0
5- 0	0- 0	0- 0	HOME	1- 0	0- 0	4- 0
4- 3	1- 1	0- 1	AWAY	0- 0	0- 1	3- 0
0- 1	0- 0	0- 1	NEUTRAL	0- 0	0- 0	0- 0
3- 4	1- 1	0- 2	NON-CONFERENCE	1- 0	0- 1	1- 0
1- 0	0- 0	0- 0	HOME	1- 0	0- 0	0- 0
2- 3	1- 1	0- 1	AWAY	0- 0	0- 1	1- 0
0- 1	0- 0	0- 1	NEUTRAL	0- 0	0- 0	0- 0
6- 0	0- 0	0- 0	CONFERENCE	0- 0	0- 0	6- 0
4- 0	0- 0	0- 0	HOME	0- 0	0- 0	4- 0
2- 0	0- 0	0- 0	AWAY	0- 0	0- 0	2- 0
0- 0	0- 0	0- 0	NEUTRAL	0- 0	0- 0	0- 0

RPI 1-25				RPI 26-50				RPI 51-100				RPI 101+			
RPI	S	Opponent	Score	RPI	S	Opponent	Score	RPI	S	Opponent	Score	RPI	S	Opponent	Score
8	A	Mississippi St.	53 104	34	N	Ohio	62 87	76	H	Pacific	82 66	150	A	Denver	110 117
21	A	Texas A&M	74 68	39	A	Kansas St.	55 73					242	H	Southeastern La.	94 54
												257	A	Louisiana	79 77
												274	H	A&M-Corpus Christi	76 58
												304	A	Incarate Word	77 51
												306	H	Central Ark.	57 37
												313	A	New Orleans	79 57
												331	H	Houston Baptist	63 50
LAST 12 Division I GAMES:															
274	H	A&M-Corpus Christi	76 58	304	A	Incarate Word	77 51								
331	H	Houston Baptist	63 50	242	H	Southeastern La.	94 54								
76	H	Pacific	82 66	306	H	Central Ark.	57 37								
39	A	Kansas St.	55 73	313	A	New Orleans	79 57								
21	A	Texas A&M	74 68	150	A	Denver	110 117								
34	N	Ohio	62 87	8	A	Mississippi St.	53 104								

Non-Div I Games: LeTourneau 104 27 Louisiana Col. 94 43 McMurry 100 37 Howard Payne 93 37 Lamar University

Average RPI Win:	252	WON-LOST	WINNING	LAST 10	STRENGTH OF	OPP. STRENGTH	TEAM	ADJ.	CONF.	ADJ CONF.
Average RPI Loss:	93	RECORD	PCT. RANK	GAMES	SCHEDULE	OF SCHEDULE	RPI	RPI	RPI	RPI
DIV. I ONLY	11- 6	92	6-4	144	265	131	131	19	19	
DIV. I NON-CONF.	7- 3	83	0- 1	166	262	128	128	22	22	
<hr/>										
TOTALS	RPI 1-25	RPI 26-50	W-L RECORDS	RPI 51-100	RPI 101-150	RPI 150+				
11- 6	0- 1	0- 0	OVERALL	0- 2	0- 1	11- 2				
7- 3	0- 0	0- 0	HOME	0- 1	0- 1	7- 1				
4- 3	0- 1	0- 0	AWAY	0- 1	0- 0	4- 1				
0- 0	0- 0	0- 0	NEUTRAL	0- 0	0- 0	0- 0				
7- 3	0- 1	0- 0	NON-CONFERENCE	0- 1	0- 0	7- 1				
5- 2	0- 0	0- 0	HOME	0- 1	0- 0	5- 1				
2- 1	0- 1	0- 0	AWAY	0- 0	0- 0	2- 0				
0- 0	0- 0	0- 0	NEUTRAL	0- 0	0- 0	0- 0				
4- 3	0- 0	0- 0	CONFERENCE	0- 1	0- 1	4- 1				
2- 1	0- 0	0- 0	HOME	0- 0	0- 1	2- 0				
2- 2	0- 0	0- 0	AWAY	0- 1	0- 0	2- 1				
0- 0	0- 0	0- 0	NEUTRAL	0- 0	0- 0	0- 0				

RPI 1-25				RPI 26-50				RPI 51-100				RPI 101+				Team's RPI: 131
RPI	S	Opponent	Score	RPI	S	Opponent	Score	RPI	S	Opponent	Score	RPI	S	Opponent	Score	
1	A	Notre Dame	68 95					53	H	Villanova	48 70	104	H	American	53 61	
								56	A	Bucknell	53 71	164	H	Charlotte	60 62	
												178	A	Boston U.	45 58	
												197	H	Cornell	67 54	
												205	A	Navy	56 38	
												212	H	Sacred Heart	70 66	
												218	H	Holy Cross	64 55	
												231	A	Binghamton	65 55	
												233	H	Colgate	86 58	
												245	H	Monmouth	63 48	
												260	H	Norfolk St.	62 41	
												291	A	Central Conn. St.	88 62	
												327	A	Lafayette	70 43	
												351	H	LIU Brooklyn	72 38	
<hr/>																
LAST 12 Division I GAMES:																
178	A	Boston U.	45 58	164	H	Charlotte	60 62									
218	H	Holy Cross	64 55	233	H	Colgate	86 58									
205	A	Navy	56 38	104	H	American	53 61									
327	A	Lafayette	70 43	56	A	Bucknell	53 71									
1	A	Notre Dame	68 95	212	H	Sacred Heart	70 66									
351	H	LIU Brooklyn	72 38	197	H	Cornell	67 54									

Non-Div I Games: Kutztown 73 39

Lehigh

Average RPI Win: 251
Average RPI Loss: 172

WON-LOST
RECORD

WINNING
PCT. RANK

LAST 10
GAMES

STRENGTH OF
SCHEDULE

OPP. STRENGTH
OF SCHEDULE

TEAM
RPI

ADJ.
RPI

CONF.
RPI

ADJ CONF.
RPI

DIV. I ONLY	5- 12	268	4-6	208	244	267	267	25	25
DIV. I NON-CONF.	3- 9	271	0- 1	172	240	266	266	27	27
TOTALS	RPI 1-25	RPI 26-50	W-L RECORDS	RPI 51-100	RPI 101-150	RPI 150+			
5- 12	0- 1	0- 0	OVERALL	0- 3	0- 1	5- 7			
2- 3	0- 0	0- 0	HOME	0- 2	0- 0	2- 1			
2- 6	0- 0	0- 0	AWAY	0- 1	0- 1	2- 4			
1- 3	0- 1	0- 0	NEUTRAL	0- 0	0- 0	1- 2			
3- 9	0- 1	0- 0	NON-CONFERENCE	0- 2	0- 1	3- 5			
1- 2	0- 0	0- 0	HOME	0- 2	0- 0	1- 0			
1- 4	0- 0	0- 0	AWAY	0- 0	0- 1	1- 3			
1- 3	0- 1	0- 0	NEUTRAL	0- 0	0- 0	1- 2			
2- 3	0- 0	0- 0	CONFERENCE	0- 1	0- 0	2- 2			
1- 1	0- 0	0- 0	HOME	0- 0	0- 0	1- 1			
1- 2	0- 0	0- 0	AWAY	0- 1	0- 0	1- 1			
0- 0	0- 0	0- 0	NEUTRAL	0- 0	0- 0	0- 0			

RPI	S	Opponent	Score	RPI	S	Opponent	Score	RPI	S	Opponent	Score	RPI	S	Opponent	Score	Team's RPI: 267
17	N	UCF	45 53					55	H	James Madison	53 74	133	A	Chattanooga	60 75	
								86	H	Virginia Tech	61 72	152	N	Duquesne	55 51	
								95	A	FGCU	50 68	164	N	Charlotte	61 63	
												195	H	Jacksonville	52 64	
												217	A	East Carolina	63 66	
												248	A	Stetson	52 69	
												258	A	ETSU	89 86	
												259	H	Saint Francis (PA)	82 53	
												260	N	Norfolk St.	53 66	
												276	A	Bethune-Cookman	76 81	
												288	A	Kennesaw St.	67 61	
												299	H	North Florida	69 53	
												316	A	UNC Greensboro	45 48	
LAST 12 Division I GAMES:																
248	A	Stetson	52 69	260	N	Norfolk St.	53 66									
95	A	FGCU	50 68	299	H	North Florida	69 53									
152	N	Duquesne	55 51	288	A	Kennesaw St.	67 61									
17	N	UCF	45 53	195	H	Jacksonville	52 64									
316	A	UNC Greensboro	45 48	258	A	ETSU	89 86									
217	A	East Carolina	63 66	55	H	James Madison	53 74									

Non-Div I Games: West Chester 61 42

Liberty

Loss, **Non-Conf**, **S Site**, **H Home**, **A Away**, **N Neutral**

Average RPI Win:	296	WON-LOST	WINNING	LAST 10	STRENGTH OF	OPP. STRENGTH	TEAM	ADJ.	CONF.	ADJ CONF.
Average RPI Loss:	185	RECORD	PCT. RANK	GAMES	SCHEDULE	OF SCHEDULE	RPI	RPI	RPI	RPI
DIV. I ONLY	2- 16	339	0-10	211	299	326	326	25	25	
DIV. I NON-CONF.	2- 11	316	0- 0	164	303	298	298	27	27	

TOTALS	RPI 1-25	RPI 26-50	W-L RECORDS	RPI 51-100	RPI 101-150	RPI 150+				
2- 16	0- 0	0- 1	OVERALL	0- 2	0- 5	2- 8				
1- 6	0- 0	0- 0	HOME	0- 0	0- 2	1- 4				
1- 10	0- 0	0- 1	AWAY	0- 2	0- 3	1- 4				
0- 0	0- 0	0- 0	NEUTRAL	0- 0	0- 0	0- 0				
2- 11	0- 0	0- 1	NON-CONFERENCE	0- 1	0- 5	2- 4				
1- 4	0- 0	0- 0	HOME	0- 0	0- 2	1- 2				
1- 7	0- 0	0- 1	AWAY	0- 1	0- 3	1- 2				
0- 0	0- 0	0- 0	NEUTRAL	0- 0	0- 0	0- 0				
0- 5	0- 0	0- 0	CONFERENCE	0- 1	0- 0	0- 4				
0- 2	0- 0	0- 0	HOME	0- 0	0- 0	0- 2				
0- 3	0- 0	0- 0	AWAY	0- 1	0- 0	0- 2				
0- 0	0- 0	0- 0	NEUTRAL	0- 0	0- 0	0- 0				

RPI	S	Opponent	Score	RPI	S	Opponent	Score	RPI	S	Opponent	Score	RPI	S	Opponent	Score
38	A	Clemson	26 68	75	A	Belmont	43 83	101	A	Cincinnati	55 71	113	H	Tennessee Tech	52 67
				95	A	FGCU	40 82	118	A	Georgia	45 77	135	H	UT Martin	53 62
								138	A	Morehead St.	44 79	195	A	Jacksonville	47 62
								202	H	Jacksonville St.	46 58	248	H	Stetson	65 80
								282	A	Alabama A&M	62 58	286	A	Murray St.	61 97
								292	H	Col. of Charleston	63 65	299	H	North Florida	53 68
								307	A	Austin Peay	58 70	309	H	Tennessee St.	64 62
								317	A	NJIT	67 80				
LAST 12 Division I GAMES:															
195	A	Jacksonville	47 62	95	A	FGCU	40 82	317	A	NJIT	67 80	248	H	Stetson	65 80
138	A	Morehead St.	44 79	317	A	NJIT	67 80	299	H	North Florida	53 68	75	A	Belmont	43 83
113	H	Tennessee Tech	52 67	248	H	Stetson	65 80	307	A	Austin Peay	58 70				
118	A	Georgia	45 77	75	A	Belmont	43 83								
292	H	Col. of Charleston	63 65	307	A	Austin Peay	58 70								
135	H	UT Martin	53 62												

Non-Div I Games:

Lipscomb

Average RPI Win: 199	WON-LOST RECORD	WINNING PCT. RANK	LAST 10 GAMES	STRENGTH OF SCHEDULE	OPP. STRENGTH OF SCHEDULE	TEAM RPI	ADJ. RPI	CONF. RPI	ADJ CONF. RPI
Average RPI Loss: 64									
DIV. I ONLY	10- 8	143	8-2	46	128	92	92	14	14
DIV. I NON-CONF.	4- 7	228	0- 0	42	24	125	125	15	15

TOTALS	RPI 1-25	RPI 26-50	W-L RECORDS	RPI 51-100	RPI 101-150	RPI 150+			
10- 8	0- 2	0- 2	OVERALL	0- 3	4- 1	6- 0			
5- 5	0- 2	0- 1	HOME	0- 1	1- 1	4- 0			
5- 3	0- 0	0- 1	AWAY	0- 2	3- 0	2- 0			
0- 0	0- 0	0- 0	NEUTRAL	0- 0	0- 0	0- 0			
4- 7	0- 2	0- 2	NON-CONFERENCE	0- 2	2- 1	2- 0			
1- 5	0- 2	0- 1	HOME	0- 1	0- 1	1- 0			
3- 2	0- 0	0- 1	AWAY	0- 1	2- 0	1- 0			
0- 0	0- 0	0- 0	NEUTRAL	0- 0	0- 0	0- 0			
6- 1	0- 0	0- 0	CONFERENCE	0- 1	2- 0	4- 0			
4- 0	0- 0	0- 0	HOME	0- 0	1- 0	3- 0			
2- 1	0- 0	0- 0	AWAY	0- 1	1- 0	1- 0			
0- 0	0- 0	0- 0	NEUTRAL	0- 0	0- 0	0- 0			

RPI 1-25				RPI 26-50				RPI 51-100 Team's RPI: 92				RPI 101+			
RPI	S	Opponent	Score	RPI	S	Opponent	Score	RPI	S	Opponent	Score	RPI	S	Opponent	Score
8	H	Mississippi St.	63 98	39	H	Kansas St.	47 53	81	H	Rice	65 79	125	H	Western Ky.	56 68
21	H	Texas A&M	40 61	48	A	LSU	45 60	94	A	Missouri St.	44 48	126	H	UT Arlington	68 65
								99	A	Troy	66 71	129	A	Tulsa	63 53
												136	A	South Alabama	65 42
												144	A	Louisiana Tech	69 58
												156	H	Texas St.	62 47
												215	A	Coastal Caro.	60 47
												225	A	Memphis	63 60
												257	H	Louisiana	62 48
												283	H	Fla. Atlantic	61 38
												314	H	La. -Monroe	63 44

LAST 12 Division I GAMES:															
				99	A	Troy	66 71	215	A	Coastal Caro.	60 47				
				257	H	Louisiana	62 48	126	H	UT Arlington	68 65				
				314	H	La. -Monroe	63 44	156	H	Texas St.	62 47				
				94	A	Missouri St.	44 48	136	A	South Alabama	65 42				
				225	A	Memphis	63 60	39	H	Kansas St.	47 53				
				129	A	Tulsa	63 53	125	H	Western Ky.	56 68				

Non-Div I Games:

Little Rock

Average RPI Win:	226	WON-LOST	WINNING	LAST 10	STRENGTH OF	OPP. STRENGTH	TEAM	ADJ.	CONF.	ADJ CONF.
Average RPI Loss:	144	RECORD	PCT. RANK	GAMES	SCHEDULE	OF SCHEDULE	RPI	RPI	RPI	RPI
DIV. I ONLY	5- 12	268	4-6	184	169	268	268	21	21	
DIV. I NON-CONF.	3- 10	278	0- 0	100	146	248	248	21	21	

TOTALS	RPI 1-25	RPI 26-50	W-L RECORDS	RPI 51-100	RPI 101-150	RPI 150+				
5- 12	0- 1	0- 2	OVERALL	0- 2	1- 1	4- 6				
3- 7	0- 0	0- 1	HOME	0- 2	1- 0	2- 4				
2- 5	0- 1	0- 1	AWAY	0- 0	0- 1	2- 2				
0- 0	0- 0	0- 0	NEUTRAL	0- 0	0- 0	0- 0				
3- 10	0- 1	0- 2	NON-CONFERENCE	0- 2	1- 1	2- 4				
2- 6	0- 0	0- 1	HOME	0- 2	1- 0	1- 3				
1- 4	0- 1	0- 1	AWAY	0- 0	0- 1	1- 1				
0- 0	0- 0	0- 0	NEUTRAL	0- 0	0- 0	0- 0				
2- 2	0- 0	0- 0	CONFERENCE	0- 0	0- 0	2- 2				
1- 1	0- 0	0- 0	HOME	0- 0	0- 0	1- 1				
1- 1	0- 0	0- 0	AWAY	0- 0	0- 0	1- 1				
0- 0	0- 0	0- 0	NEUTRAL	0- 0	0- 0	0- 0				

RPI 1-25				RPI 26-50				RPI 51-100				RPI 101+ Team's RPI: 268			
RPI	S	Opponent	Score	RPI	S	Opponent	Score	RPI	S	Opponent	Score	RPI	S	Opponent	Score
3	A	Oregon	48 110	41	A	Utah	59 82	52	H	Arizona	43 70	115	A	Loyol a Marymount	62 71
				44	H	Southern Cali forni a	50 86	74	H	UNI	64 71	127	H	Idaho	70 63
												153	A	Montana St.	62 85
												157	A	Utah St.	50 48
												184	A	UC Ri versi de	63 45
												184	H	UC Ri versi de	59 73
												237	H	Nevada	67 76
												249	H	San Diego	56 60
												271	H	Cal i forni a Baptist	83 85
												300	A	UC Santa Barbara	54 60
												323	H	Cal Poly	61 58
												337	H	Grand Canyon	57 50
LAST 12 Division I GAMES:															
157	A	Utah St.	50 48	184	H	UC Ri versi de	59 73								
337	H	Grand Canyon	57 50	300	A	UC Santa Barbara	54 60								
115	A	Loyol a Marymount	62 71	323	H	Cal Poly	61 58								
52	H	Ari zona	43 70	184	A	UC Ri versi de	63 45								
249	H	San Diego	56 60	153	A	Montana St.	62 85								
3	A	Oregon	48 110	127	H	Idaho	70 63								

Non-Div I Games:

Long Beach St.

Average RPI Win:	224	WON-LOST	WINNING	LAST 10	STRENGTH OF	OPP. STRENGTH	TEAM	ADJ.	CONF.	ADJ CONF.
Average RPI Loss:	222	RECORD	PCT. RANK	GAMES	SCHEDULE	OF SCHEDULE	RPI	RPI	RPI	RPI
DIV. I ONLY	1- 15	342	0-10	265	340	346	346	28	28	
DIV. I NON-CONF.	1- 9	326	0- 0	209	341	337	337	29	29	

TOTALS	RPI 1-25	RPI 26-50	W-L RECORDS	RPI 51-100	RPI 101-150	RPI 150+				
1- 15	0- 0	0- 0	OVERALL	0- 1	0- 3	1- 11				
1- 6	0- 0	0- 0	HOME	0- 0	0- 1	1- 5				
0- 8	0- 0	0- 0	AWAY	0- 1	0- 2	0- 5				
0- 1	0- 0	0- 0	NEUTRAL	0- 0	0- 0	0- 1				
1- 9	0- 0	0- 0	NON-CONFERENCE	0- 1	0- 2	1- 6				
1- 4	0- 0	0- 0	HOME	0- 0	0- 0	1- 4				
0- 4	0- 0	0- 0	AWAY	0- 1	0- 2	0- 1				
0- 1	0- 0	0- 0	NEUTRAL	0- 0	0- 0	0- 1				
0- 6	0- 0	0- 0	CONFERENCE	0- 0	0- 1	0- 5				
0- 2	0- 0	0- 0	HOME	0- 0	0- 1	0- 1				
0- 4	0- 0	0- 0	AWAY	0- 0	0- 0	0- 4				
0- 0	0- 0	0- 0	NEUTRAL	0- 0	0- 0	0- 0				

RPI 1-25				RPI 26-50				RPI 51-100				RPI 101+				Team's RPI: 346
RPI	S	Opponent	Score	RPI	S	Opponent	Score	RPI	S	Opponent	Score	RPI	S	Opponent	Score	
								86	A	Virginia Tech	39 93	117	A	UNCW	33 35	
												134	A	VCU	55 84	
												146	H	Radford	34 68	
												186	H	Eastern Mich.	45 64	
												194	A	Hampton	40 66	
												200	A	UNC Asheville	55 80	
												217	N	East Carolina	52 61	
												224	H	UMES	83 71	
												259	H	Saint Francis (PA)	88 91	
												260	A	Norfolk St.	42 74	
												272	H	Wofford	72 101	
												277	A	Winthrop	69 77	
												315	H	Wagner	60 86	
												325	A	Presbyterian	66 81	
												336	H	Charleston So.	74 81	

LAST 12 Division I GAMES:																
				325	A	Presbyterian	66 81	200	A	UNC Asheville	55 80					
				277	A	Winthrop	69 77	146	H	Radford	34 68					
				86	A	Virginia Tech	39 93	194	A	Hampton	40 66					
				117	A	UNCW	33 35	336	H	Charleston So.	74 81					
				217	N	East Carolina	52 61	260	A	Norfolk St.	42 74					
				186	H	Eastern Mich.	45 64	272	H	Wofford	72 101					

Non-Div I Games:

Longwood

Average RPI	Win: 284	WON-LOST	WINNING	LAST 10	STRENGTH OF	OPP. STRENGTH	TEAM	ADJ.	CONF.	ADJ CONF.
Average RPI	Loss: 140	RECORD	PCT. RANK	GAMES	SCHEDULE	OF SCHEDULE	RPI	RPI	RPI	RPI
DIV. I ONLY	5- 11	264	3-7	171	227	257	257	14	14	
DIV. I NON-CONF.	2- 8	293	0- 0	167	232	281	281	15	15	

TOTALS	RPI 1-25	RPI 26-50	W-L RECORDS	RPI 51-100	RPI 101-150	RPI 150+				
5- 11	0- 1	0- 1	OVERALL	0- 3	0- 1	5- 5				
4- 3	0- 0	0- 1	HOME	0- 1	0- 0	4- 1				
1- 7	0- 1	0- 0	AWAY	0- 2	0- 1	1- 3				
0- 1	0- 0	0- 0	NEUTRAL	0- 0	0- 0	0- 1				
2- 8	0- 1	0- 1	NON-CONFERENCE	0- 2	0- 0	2- 4				
1- 3	0- 0	0- 1	HOME	0- 1	0- 0	1- 1				
1- 4	0- 1	0- 0	AWAY	0- 1	0- 0	1- 2				
0- 1	0- 0	0- 0	NEUTRAL	0- 0	0- 0	0- 1				
3- 3	0- 0	0- 0	CONFERENCE	0- 1	0- 1	3- 1				
3- 0	0- 0	0- 0	HOME	0- 0	0- 0	3- 0				
0- 3	0- 0	0- 0	AWAY	0- 1	0- 1	0- 1				
0- 0	0- 0	0- 0	NEUTRAL	0- 0	0- 0	0- 0				

RPI 1-25				RPI 26-50				RPI 51-100				RPI 101+				Team's RPI: 257
RPI	S	Opponent	Score	RPI	S	Opponent	Score	RPI	S	Opponent	Score	RPI	S	Opponent	Score	
8	A	Mississippi St.	36 104	48	H	LSU	54 76	57	A	Auburn	59 71	136	A	South Alabama	60 83	
								71	H	Lamar University	77 79	166	H	Georgia St.	57 54	
								92	A	Little Rock	48 62	171	A	Arkansas St.	75 87	
												203	A	Ole Miss	57 79	
												229	H	Sam Houston St.	62 68	
												253	A	UTRGV	60 75	
												274	N	A&M-Corpus Christi	63 64	
												284	H	Ga. Southern	59 48	
												314	H	La. -Monroe	52 45	
												322	A	McNeese	70 59	
												334	H	Jackson St.	68 61	
LAST 12 Division I GAMES:																
92	A	Little Rock	48 62	136	A	South Alabama	60 83									
171	A	Arkansas St.	75 87	314	H	La. -Monroe	52 45									
8	A	Mississippi St.	36 104	284	H	Ga. Southern	59 48									
48	H	LSU	54 76	166	H	Georgia St.	57 54									
203	A	Ole Miss	57 79	253	A	UTRGV	60 75									
229	H	Sam Houston St.	62 68	274	N	A&M-Corpus Christi	63 64									

Non-Div I Games: Dillard

69 72

Louisiana

Average RPI Win:	190	WON-LOST	WINNING	LAST 10	STRENGTH OF	OPP. STRENGTH	TEAM	ADJ.	CONF.	ADJ CONF.
Average RPI Loss:	129	RECORD	PCT. RANK	GAMES	SCHEDULE	OF SCHEDULE	RPI	RPI	RPI	RPI

DIV. I ONLY	9- 10	183	3-7	86	177	144	144	15	15
DIV. I NON-CONF.	7- 5	132	1- 0	228	66	138	138	18	18

TOTALS	RPI 1-25	RPI 26-50	W-L RECORDS	RPI 51-100	RPI 101-150	RPI 150+			
9- 10	0- 1	0- 0	OVERALL	0- 5	3- 0	6- 4			
4- 4	0- 0	0- 0	HOME	0- 3	1- 0	3- 1			
4- 5	0- 1	0- 0	AWAY	0- 1	1- 0	3- 3			
1- 1	0- 0	0- 0	NEUTRAL	0- 1	1- 0	0- 0			
7- 5	0- 1	0- 0	NON-CONFERENCE	0- 2	2- 0	5- 2			
3- 1	0- 0	0- 0	HOME	0- 1	1- 0	2- 0			
3- 3	0- 1	0- 0	AWAY	0- 0	0- 0	3- 2			
1- 1	0- 0	0- 0	NEUTRAL	0- 1	1- 0	0- 0			
2- 5	0- 0	0- 0	CONFERENCE	0- 3	1- 0	1- 2			
1- 3	0- 0	0- 0	HOME	0- 2	0- 0	1- 1			
1- 2	0- 0	0- 0	AWAY	0- 1	1- 0	0- 1			
0- 0	0- 0	0- 0	NEUTRAL	0- 0	0- 0	0- 0			

RPI 1-25				RPI 26-50				RPI 51-100				RPI 101+ Team's RPI: 144			
RPI	S	Opponent	Score	RPI	S	Opponent	Score	RPI	S	Opponent	Score	RPI	S	Opponent	Score
11	A	Arizona St.	44 80					58	H	Old Domini on	59 70	116	H	Houston	100 88
								73	A	Middle Tenn.	38 75	122	N	Al abama	79 62
								81	H	Rice	51 61	147	A	UAB	73 68
								92	H	Little Rock	58 69	164	H	Charlotte	88 51
								94	N	Missouri St.	70 82	171	A	Arkansas St.	80 70
												187	H	North Texas	54 65
												188	A	UMKC	70 80
												203	H	Ole Miss	80 71
												225	A	Memphis	66 50
												230	A	Marshall	88 90
												242	H	Southeastern La.	72 53
												273	A	Wichita St.	56 70
												322	A	McNeese	89 48

LAST 12 Division I GAMES:															
73	A	Middle Tenn.	38 75	122	N	Al abama	79 62	230	A	Marshall	88 90	164	H	Charlotte	88 51
147	A	UAB	73 68	58	H	Old Domini on	59 70	94	N	Missouri St.	70 82	203	H	Ole Miss	80 71
81	H	Rice	51 61												
187	H	North Texas	54 65												
322	A	McNeese	89 48												
188	A	UMKC	70 80												

Non-Div I Games: LSU-Alexandria 112 70

Average RPI Win: 96 WON-LOST RECORD WINNING PCT. RANK LAST 10 GAMES STRENGTH OF SCHEDULE OPP. STRENGTH OF SCHEDULE TEAM RPI ADJ. RPI CONF. RPI ADJ. CONF. RPI

DIV. I ONLY	18- 1	3	9-1	24	1	5	5	1	1
DIV. I NON-CONF.	12- 0	1	0- 0	39	32	7	7	1	1
TOTALS	RPI 1-25	RPI 26-50	W-L RECORDS	RPI 51-100	RPI 101-150	RPI 150+			
18- 1	4- 1	3- 0	OVERALL	5- 0	4- 0	2- 0			
9- 0	1- 0	2- 0	HOME	3- 0	1- 0	2- 0			
7- 1	2- 1	1- 0	AWAY	1- 0	3- 0	0- 0			
2- 0	1- 0	0- 0	NEUTRAL	1- 0	0- 0	0- 0			
12- 0	3- 0	0- 0	NON-CONFERENCE	4- 0	3- 0	2- 0			
6- 0	1- 0	0- 0	HOME	2- 0	1- 0	2- 0			
4- 0	1- 0	0- 0	AWAY	1- 0	2- 0	0- 0			
2- 0	1- 0	0- 0	NEUTRAL	1- 0	0- 0	0- 0			
6- 1	1- 1	3- 0	CONFERENCE	1- 0	1- 0	0- 0			
3- 0	0- 0	2- 0	HOME	1- 0	0- 0	0- 0			
3- 1	1- 1	1- 0	AWAY	0- 0	1- 0	0- 0			
0- 0	0- 0	0- 0	NEUTRAL	0- 0	0- 0	0- 0			

RPI	S	Opponent	Score	RPI	S	Opponent	Score	RPI	S	Opponent	Score	RPI	S	Opponent	Score
1	A	Notre Dame	68 82	36	H	Georgia Tech	61 44	60	A	Boise St.	74 55	121	A	Wake Forest	73 49
11	N	Arizona St.	58 56	42	H	North Carolina	73 66	85	H	Nebraska	85 68	125	A	Western Ky.	102 80
19	H	Kentucky	80 75	47	A	Duke	73 51	87	H	Virginia	91 43	133	A	Chattanooga	75 49
22	A	Central Mich.	72 68					91	H	Miami (OH)	95 73	135	H	UT Martin	102 62
25	A	Florida St.	68 49					100	N	Hartford	86 69	279	H	Northern Ky.	92 59
												309	H	Tennessee St.	107 52
LAST 12 Division I GAMES:															
1	A	Notre Dame	68 82	25	A	Florida St.	68 49								
47	A	Duke	73 51	121	A	Wake Forest	73 49								
42	H	North Carolina	73 66	87	H	Virginia	91 43								
22	A	Central Mich.	72 68	36	H	Georgia Tech	61 44								
279	H	Northern Ky.	92 59	135	H	UT Martin	102 62								
19	H	Kentucky	80 75	309	H	Tennessee St.	107 52								

Non-Div I Games:

Louisville

Average RPI	Win:	294	WON-LOST	WINNING	LAST 10	STRENGTH OF	OPP. STRENGTH	TEAM	ADJ.	CONF.	ADJ CONF.
Average RPI	Loss:	101	RECORD	PCT. RANK	GAMES	SCHEDULE	OF SCHEDULE	RPI	RPI	RPI	RPI
DIV. I ONLY		9- 7		135	5-5	308	232	226	226	12	12
DIV. I NON-CONF.		6- 5		143	0- 0	321	294	257	257	14	14

TOTALS	RPI 1-25		RPI 26-50		W-L RECORDS	RPI 51-100		RPI 101-150		RPI 150+	
9- 7	0- 1		0- 2		OVERALL	0- 1		0- 1		9- 2	
7- 2	0- 0		0- 1		HOME	0- 0		0- 0		7- 1	
2- 5	0- 1		0- 1		AWAY	0- 1		0- 1		2- 1	
0- 0	0- 0		0- 0		NEUTRAL	0- 0		0- 0		0- 0	
6- 5	0- 0		0- 2		NON-CONFERENCE	0- 0		0- 1		6- 2	
4- 2	0- 0		0- 1		HOME	0- 0		0- 0		4- 1	
2- 3	0- 0		0- 1		AWAY	0- 0		0- 1		2- 1	
0- 0	0- 0		0- 0		NEUTRAL	0- 0		0- 0		0- 0	
3- 2	0- 1		0- 0		CONFERENCE	0- 1		0- 0		3- 0	
3- 0	0- 0		0- 0		HOME	0- 0		0- 0		3- 0	
0- 2	0- 1		0- 0		AWAY	0- 1		0- 0		0- 0	
0- 0	0- 0		0- 0		NEUTRAL	0- 0		0- 0		0- 0	

RPI 1-25				RPI 26-50				RPI 51-100				RPI 101+ Team's RPI: 226			
RPI	S	Opponent	Score	RPI	S	Opponent	Score	RPI	S	Opponent	Score	RPI	S	Opponent	Score
14	A	Drake	60 69	27	A	Purdue	41 65	74	A	UNI	52 64	123	A	Youngstown St.	63 74
				43	H	DePaul	76 102					155	H	Indiana St.	56 54
												188	H	UMKC	74 88
												213	H	SIUE	56 43
												235	A	Bowling Green	74 88
												290	A	Western Mi ch.	64 53
												305	H	Valparaiso	80 54
												330	H	Detroit Mercy	52 43
												332	A	UIC	75 60
												335	H	Purdue Fort Wayne	81 67
												343	H	Evansville	61 56
												344	H	Chicago St.	76 40

LAST 12 Division I GAMES:															
305	H	Valparaiso	80 54	155	H	Indiana St.	56 54								
43	H	DePaul	76 102	343	H	Evansville	61 56								
188	H	UMKC	74 88	74	A	UNI	52 64								
27	A	Purdue	41 65	14	A	Drake	60 69								
213	H	SIUE	56 43	335	H	Purdue Fort Wayne	81 67								
290	A	Western Mi ch.	64 53	344	H	Chicago St.	76 40								

Non-Div I Games:

Loyol a Chi cago

Average RPI Win:	286	WON-LOST	WINNING	LAST 10	STRENGTH OF	OPP. STRENGTH	TEAM	ADJ.	CONF.	ADJ CONF.
Average RPI Loss:	170	RECORD	PCT. RANK	GAMES	SCHEDULE	OF SCHEDULE	RPI	RPI	RPI	RPI
DIV. I ONLY	2- 16	339	2-8	137	287	295	295	19	19	
DIV. I NON-CONF.	1- 10	330	0- 1	126	281	291	291	22	22	

TOTALS	RPI 1-25	RPI 26-50	W-L RECORDS	RPI 51-100	RPI 101-150	RPI 150+				
2- 16	0- 0	0- 1	OVERALL	0- 3	0- 3	2- 9				
1- 6	0- 0	0- 0	HOME	0- 1	0- 1	1- 4				
1- 9	0- 0	0- 1	AWAY	0- 1	0- 2	1- 5				
0- 1	0- 0	0- 0	NEUTRAL	0- 1	0- 0	0- 0				
1- 10	0- 0	0- 1	NON-CONFERENCE	0- 2	0- 2	1- 5				
0- 3	0- 0	0- 0	HOME	0- 0	0- 1	0- 2				
1- 6	0- 0	0- 1	AWAY	0- 1	0- 1	1- 3				
0- 1	0- 0	0- 0	NEUTRAL	0- 1	0- 0	0- 0				
1- 6	0- 0	0- 0	CONFERENCE	0- 1	0- 1	1- 4				
1- 3	0- 0	0- 0	HOME	0- 1	0- 0	1- 2				
0- 3	0- 0	0- 0	AWAY	0- 0	0- 1	0- 2				
0- 0	0- 0	0- 0	NEUTRAL	0- 0	0- 0	0- 0				

RPI 1-25				RPI 26-50				RPI 51-100				RPI 101+				Team's RPI: 295	
RPI	S	Opponent	Score	RPI	S	Opponent	Score	RPI	S	Opponent	Score	RPI	S	Opponent	Score		
				26	A	Maryland	48 83	56	H	Bucknell	57 75	103	A	Towson	57 62		
								78	N	Boston College	47 73	104	A	American	38 82		
								82	A	Georgetown	30 45	148	H	William & Mary	49 65		
												178	H	Boston U.	62 64		
												196	A	George Mason	38 70		
												205	H	Navy	46 58		
												218	A	Holy Cross	60 78		
												228	A	Dartmouth	41 54		
												241	H	Mt. St. Mary's	67 77		
												245	A	Monmouth	75 67		
												275	H	St. Francis Brooklyn	70 75		
												287	A	Army West Point	57 69		
												289	A	Saint Joseph's	46 49		
												327	H	Lafayette	62 50		
LAST 12 Division I GAMES:																	
				218	A	Holy Cross	60 78	289	A	Saint Joseph's	46 49						
				178	H	Boston U.	62 64	56	H	Bucknell	57 75						
				287	A	Army West Point	57 69	327	H	Lafayette	62 50						
				205	H	Navy	46 58	104	A	American	38 82						
				245	A	Monmouth	75 67	275	H	St. Francis Brooklyn	70 75						
				26	A	Maryland	48 83	103	A	Towson	57 62						

Non-Div I Games:

Loyola Maryl and

Average RPI	Win:	169	WON-LOST	WINNING	LAST 10	STRENGTH OF	OPP. STRENGTH	TEAM	ADJ.	CONF.	ADJ CONF.
Average RPI	Loss:	109	RECORD	PCT. RANK	GAMES	SCHEDULE	OF SCHEDULE	RPI	RPI	RPI	RPI
DIV. I ONLY	11- 9	152	4-6	79	123	115	115	7	7		
DIV. I NON-CONF.	7- 5	132	1- 0	113	155	107	107	7	7		

TOTALS	RPI 1-25	RPI 26-50	W-L RECORDS	RPI 51-100	RPI 101-150	RPI 150+					
11- 9	0- 2	1- 2	OVERALL	3- 0	1- 1	6- 4					
6- 3	0- 1	1- 0	HOME	1- 0	1- 0	3- 2					
5- 3	0- 1	0- 0	AWAY	2- 0	0- 1	3- 1					
0- 3	0- 0	0- 2	NEUTRAL	0- 0	0- 0	0- 1					
7- 5	0- 0	1- 2	NON-CONFERENCE	2- 0	0- 1	4- 2					
4- 1	0- 0	1- 0	HOME	1- 0	0- 0	2- 1					
3- 1	0- 0	0- 0	AWAY	1- 0	0- 1	2- 0					
0- 3	0- 0	0- 2	NEUTRAL	0- 0	0- 0	0- 1					
4- 4	0- 2	0- 0	CONFERENCE	1- 0	1- 0	2- 2					
2- 2	0- 1	0- 0	HOME	0- 0	1- 0	1- 1					
2- 2	0- 1	0- 0	AWAY	1- 0	0- 0	1- 1					
0- 0	0- 0	0- 0	NEUTRAL	0- 0	0- 0	0- 0					

RPI 1-25				RPI 26-50				RPI 51-100				RPI 101+ Team's RPI: 115			
RPI	S	Opponent	Score	RPI	S	Opponent	Score	RPI	S	Opponent	Score	RPI	S	Opponent	Score
15	H	Gonzaga	53 78	28	N	Indiana	43 67	52	A	Arizona	66 64	145	H	Portland	76 58
20	A	BYU	44 55	30	N	South Dakota	40 67	76	A	Paci fi c	72 67	150	A	Denver	75 104
				50	H	UCLA	69 63	84	H	UC Davis	60 53	159	A	CSUN	72 53
												160	A	Pepperdi ne	86 95
												161	N	Grambl ing	61 62
												162	H	Santa Clara	75 83
												236	H	San Francisco	66 58
												244	H	Robert Morris	61 53
												249	A	San Diego	69 52
												254	H	Northern Ari z.	62 63
												268	H	Long Beach St.	71 62
												300	A	UC Santa Barbara	70 57

LAST 12 Division I GAMES:															
236	H	San Franci sco	66 58	244	H	Robert Morris	61 53								
20	A	BYU	44 55	76	A	Paci fi c	72 67								
249	A	San Di ego	69 52	160	A	Pepperdi ne	86 95								
145	H	Portland	76 58	162	H	Santa Clara	75 83								
15	H	Gonzaga	53 78	30	N	South Dakota	40 67								
161	N	Grambl ing	61 62	28	N	Indi ana	43 67								

Non-Div I Games:

Loyola Marymount

Average RPI Win:	197	WON-LOST	WINNING	LAST 10	STRENGTH OF	OPP. STRENGTH	TEAM	ADJ.	CONF.	ADJ CONF.
Average RPI Loss:	76	RECORD	PCT. RANK	GAMES	SCHEDULE	OF SCHEDULE	RPI	RPI	RPI	RPI
DIV. I ONLY	12- 7	101	5-5	78	148	59	59	23	23	
DIV. I NON-CONF.	7- 6	153	0- 1	31	61	49	49	23	23	

TOTALS	RPI 1-25	RPI 26-50	W-L RECORDS	RPI 51-100	RPI 101-150	RPI 150+				
12- 7	0- 1	1- 1	OVERALL	3- 3	0- 2	8- 0				
5- 1	0- 0	0- 1	HOME	1- 0	0- 0	4- 0				
5- 5	0- 1	1- 0	AWAY	1- 3	0- 1	3- 0				
2- 1	0- 0	0- 0	NEUTRAL	1- 0	0- 1	1- 0				
7- 6	0- 1	1- 1	NON-CONFERENCE	3- 2	0- 2	3- 0				
2- 1	0- 0	0- 1	HOME	1- 0	0- 0	1- 0				
3- 4	0- 1	1- 0	AWAY	1- 2	0- 1	1- 0				
2- 1	0- 0	0- 0	NEUTRAL	1- 0	0- 1	1- 0				
5- 1	0- 0	0- 0	CONFERENCE	0- 1	0- 0	5- 0				
3- 0	0- 0	0- 0	HOME	0- 0	0- 0	3- 0				
2- 1	0- 0	0- 0	AWAY	0- 1	0- 0	2- 0				
0- 0	0- 0	0- 0	NEUTRAL	0- 0	0- 0	0- 0				

RPI 1-25				RPI 26-50				RPI 51-100				RPI 101+			
RPI	S	Opponent	Score	RPI	S	Opponent	Score	RPI	S	Opponent	Score	RPI	S	Opponent	Score
6	A	NC State	46 84	42	A	North Carolina	85 73	51	A	Northeastern	55 63	130	A	Fordham	64 72
				47	H	Duke	63 66	64	A	Harvard	67 60	133	N	Chattanooga	61 66
								65	A	Green Bay	39 70	167	A	Stony Brook	68 54
								77	H	Toledo	73 59	207	H	Brown	102 96
								98	N	Penn	47 46	255	H	Albany (NY)	76 65
								100	A	Hartford	46 49	269	A	Vermont	63 51
												270	N	N. C. A&T	58 52
												280	A	Bryant	74 57
												310	H	New Hampshire	67 46
												321	H	UMBC	84 44

LAST 12 Division I GAMES:															
269	A	Vermont	63 51	133	N	Chattanooga	61 66	167	A	Stony Brook	68 54	100	A	Hartford	46 49
321	H	UMBC	84 44	51	A	Northeastern	55 63	207	H	Brown	102 96	255	H	Albany (NY)	76 65
310	H	New Hampshire	67 46	64	A	Harvard	67 60	270	N	N. C. A&T	58 52	280	A	Bryant	74 57
130	A	Fordham	64 72	47	H	Duke	63 66	310	H	New Hampshire	67 46	321	H	UMBC	84 44
51	A	Northeastern	55 63												
6	A	NC State	46 84												

Non-Div I Games:

Maine

Average RPI Win:	337	WON-LOST	WINNING	LAST 10	STRENGTH OF	OPP. STRENGTH	TEAM	ADJ.	CONF.	ADJ CONF.
Average RPI Loss:	215	RECORD	PCT. RANK	GAMES	SCHEDULE	OF SCHEDULE	RPI	RPI	RPI	RPI
DIV. I ONLY	3- 14	316	1-9	270	350	340	340	27	27	
DIV. I NON-CONF.	2- 9	297	0- 0	220	350	333	333	28	28	

TOTALS	RPI 1-25	RPI 26-50	W-L RECORDS	RPI 51-100	RPI 101-150	RPI 150+				
3- 14	0- 0	0- 0	OVERALL	0- 1	0- 2	3- 11				
3- 7	0- 0	0- 0	HOME	0- 1	0- 1	3- 5				
0- 7	0- 0	0- 0	AWAY	0- 0	0- 1	0- 6				
0- 0	0- 0	0- 0	NEUTRAL	0- 0	0- 0	0- 0				
2- 9	0- 0	0- 0	NON-CONFERENCE	0- 1	0- 2	2- 6				
2- 5	0- 0	0- 0	HOME	0- 1	0- 1	2- 3				
0- 4	0- 0	0- 0	AWAY	0- 0	0- 1	0- 3				
0- 0	0- 0	0- 0	NEUTRAL	0- 0	0- 0	0- 0				
1- 5	0- 0	0- 0	CONFERENCE	0- 0	0- 0	1- 5				
1- 2	0- 0	0- 0	HOME	0- 0	0- 0	1- 2				
0- 3	0- 0	0- 0	AWAY	0- 0	0- 0	0- 3				
0- 0	0- 0	0- 0	NEUTRAL	0- 0	0- 0	0- 0				

RPI 1-25				RPI 26-50				RPI 51-100				RPI 101+				Team's RPI: 340	
RPI	S	Opponent	Score	RPI	S	Opponent	Score	RPI	S	Opponent	Score	RPI	S	Opponent	Score		
								79	H	Wright St.	44	60	120	H	Drexel	39	53
												130	A	Fordham	61	65	
												167	H	Stony Brook	48	79	
												198	H	Ri der	63	73	
												212	H	Sacred Heart	46	74	
												218	A	Holy Cross	53	61	
												234	A	Ni agara	51	61	
												234	H	Ni agara	54	58	
												255	A	Al bany (NY)	54	60	
												261	A	Si ena	56	62	
												275	A	St. Francis Brooklyn	65	73	
												296	A	Canisius	44	47	
												327	H	Lafayette	60	49	
												330	H	Detroit Mercy	56	58	
												333	H	Iona	55	33	
												351	H	LIU Brooklyn	61	46	

LAST 12 Division I GAMES:																	
234	A	Ni agara	51	61	234	H	Ni agara	54	58								
296	A	Canisius	44	47	198	H	Ri der	63	73								
218	A	Holy Cross	53	61	333	H	Iona	55	33								
212	H	Sacred Heart	46	74	261	A	Si ena	56	62								
79	H	Wright St.	44	60	327	H	Lafayette	60	49								
120	H	Drexel	39	53	130	A	Fordham	61	65								

Non-Div I Games:

Manhattan

M
a
r
i
s
t

M
a
r
i
s
t

Mari st

Average RPI Loss: 13

DIV. I ONLY	16- 3	20	9-1	22	15	13	13	5	5
DIV. I NON-CONF.	9- 3	61	1- 0	20	30	15	15	4	4
TOTALS	RPI 1-25	RPI 26-50	W-L RECORDS	RPI 51-100	RPI 101-150	RPI 150+			
16- 3	0- 2	2- 1	OVERALL	9- 0	1- 0	4- 0			
12- 1	0- 1	2- 0	HOME	6- 0	1- 0	3- 0			
4- 2	0- 1	0- 1	AWAY	3- 0	0- 0	1- 0			
0- 0	0- 0	0- 0	NEUTRAL	0- 0	0- 0	0- 0			
9- 3	0- 2	1- 1	NON-CONFERENCE	4- 0	0- 0	4- 0			
7- 1	0- 1	1- 0	HOME	3- 0	0- 0	3- 0			
2- 2	0- 1	0- 1	AWAY	1- 0	0- 0	1- 0			
0- 0	0- 0	0- 0	NEUTRAL	0- 0	0- 0	0- 0			
7- 0	0- 0	1- 0	CONFERENCE	5- 0	1- 0	0- 0			
5- 0	0- 0	1- 0	HOME	3- 0	1- 0	0- 0			
2- 0	0- 0	0- 0	AWAY	2- 0	0- 0	0- 0			
0- 0	0- 0	0- 0	NEUTRAL	0- 0	0- 0	0- 0			

RPI 1-25				Team's RPI: 13			
RPI	S	Opponent	Score				
1	H	Notre Dame	63 87				
8	A	Mississippi St.	82 87				

RPI 26-50			
RPI	S	Opponent	Score
30	A	Miami (FL)	55 63
32	H	South Dakota St.	91 52
43	H	DePaul	96 63

RPI 51-100			
RPI	S	Opponent	Score
53	A	Villanova	91 55
62	H	Michigan	85 74
65	H	Green Bay	80 54
67	H	Creighton	85 67
69	A	Northwestern	76 57
70	H	Seton Hall	96 60
74	H	UNL	102 61
82	A	Georgetown	72 62
90	H	Providence	85 46

RPI 101+			
RPI	S	Opponent	Score
111	H	St. John's (NY)	83 73
153	H	Montana St.	100 52
193	A	Milwaukee	83 74
231	H	Binghamton	93 40
332	H	UIC	96 32

LAST 12 Division I GAMES:			
82	A	Georgetown	72 62
53	A	Villanova	91 55
43	H	DePaul	96 63
67	H	Creighton	85 67
90	H	Providence	85 46
1	H	Notre Dame	63 87
74	H	UNL	102 61
30	A	Miami (FL)	55 63
111	H	St. John's (NY)	83 73
70	H	Seton Hall	96 60
231	H	Binghamton	93 40
65	H	Green Bay	80 54

Marquette

Average RPI Win:	252	WON-LOST	WINNING	LAST 10	STRENGTH OF	OPP. STRENGTH	TEAM	ADJ.	CONF.	ADJ CONF.
Average RPI Loss:	137	RECORD	PCT. RANK	GAMES	SCHEDULE	OF SCHEDULE	RPI	RPI	RPI	RPI

DIV. I ONLY	10- 8	143	7-3	326	133	230	230	15	15
DIV. I NON-CONF.	5- 7	206	0- 0	341	175	325	325	18	18

TOTALS	RPI 1-25	RPI 26-50	W-L RECORDS	RPI 51-100	RPI 101-150	RPI 150+			
10- 8	0- 0	0- 1	OVERALL	1- 0	1- 3	8- 4			
8- 2	0- 0	0- 0	HOME	1- 0	1- 1	6- 1			
2- 6	0- 0	0- 1	AWAY	0- 0	0- 2	2- 3			
0- 0	0- 0	0- 0	NEUTRAL	0- 0	0- 0	0- 0			
5- 7	0- 0	0- 1	NON-CONFERENCE	0- 0	0- 2	5- 4			
5- 2	0- 0	0- 0	HOME	0- 0	0- 1	5- 1			
0- 5	0- 0	0- 1	AWAY	0- 0	0- 1	0- 3			
0- 0	0- 0	0- 0	NEUTRAL	0- 0	0- 0	0- 0			
5- 1	0- 0	0- 0	CONFERENCE	1- 0	1- 1	3- 0			
3- 0	0- 0	0- 0	HOME	1- 0	1- 0	1- 0			
2- 1	0- 0	0- 0	AWAY	0- 0	0- 1	2- 0			
0- 0	0- 0	0- 0	NEUTRAL	0- 0	0- 0	0- 0			

RPI 1-25	RPI 26-50	RPI 51-100	RPI 101+	Team's RPI: 230
RPI S Opponent Score	RPI S Opponent Score	RPI S Opponent Score	RPI S Opponent Score	
	38 A Clemson 54 68	58 H Old Dominion 57 48	102 A Appalachian St. 52 74	
			103 H Towson 69 76	
			125 A Western Ky. 55 85	
			144 H Louisiana Tech 90 88	
			155 H Indiana St. 53 62	
			163 A Southern Ill. 49 58	
			164 H Charlotte 63 62	
			177 A Wisconsin 49 67	
			235 A Bowling Green 76 99	
			263 H Cleveland St. 86 64	
			283 A Fla. Atlantic 72 67	
			302 H Coppin St. 88 67	
			308 A FIU 86 58	
			309 H Tennessee St. 80 59	
			343 H Evansville 72 65	
			348 H Delaware St. 75 63	
LAST 12 Division I GAMES:				
	164 H Charlotte 63 62	144 H Louisiana Tech 90 88		
	58 H Old Dominion 57 48	308 A FIU 86 58		
	348 H Delaware St. 75 63	283 A Fla. Atlantic 72 67		
	103 H Towson 69 76	125 A Western Ky. 55 85		
	38 A Clemson 54 68	263 H Cleveland St. 86 64		
	309 H Tennessee St. 80 59	177 A Wisconsin 49 67		

Non-Div I Games: Bluefield St. 82 29

Marshall

Average RPI Win:	148	WON-LOST	WINNING	LAST 10	STRENGTH OF	OPP. STRENGTH	TEAM	ADJ.	CONF.	ADJ CONF.
Average RPI Loss:	23	RECORD	PCT. RANK	GAMES	SCHEDULE	OF SCHEDULE	RPI	RPI	RPI	RPI
DIV. I ONLY	17- 2	12	8-2	149	14	26	26	4	4	
DIV. I NON-CONF.	11- 0	1	0- 0	255	64	31	31	5	5	

TOTALS	RPI 1-25	RPI 26-50	W-L RECORDS	RPI 51-100	RPI 101-150	RPI 150+				
17- 2	1- 1	1- 1	OVERALL	5- 0	4- 0	6- 0				
9- 1	0- 1	1- 0	HOME	3- 0	2- 0	3- 0				
6- 1	1- 0	0- 1	AWAY	2- 0	1- 0	2- 0				
2- 0	0- 0	0- 0	NEUTRAL	0- 0	1- 0	1- 0				
11- 0	1- 0	1- 0	NON-CONFERENCE	1- 0	2- 0	6- 0				
6- 0	0- 0	1- 0	HOME	1- 0	1- 0	3- 0				
3- 0	1- 0	0- 0	AWAY	0- 0	0- 0	2- 0				
2- 0	0- 0	0- 0	NEUTRAL	0- 0	1- 0	1- 0				
6- 2	0- 1	0- 1	CONFERENCE	4- 0	2- 0	0- 0				
3- 1	0- 1	0- 0	HOME	2- 0	1- 0	0- 0				
3- 1	0- 0	0- 1	AWAY	2- 0	1- 0	0- 0				
0- 0	0- 0	0- 0	NEUTRAL	0- 0	0- 0	0- 0				

RPI 1-25				RPI 26-50				RPI 51-100				RPI 101+			
RPI	S	Opponent	Score	RPI	S	Opponent	Score	RPI	S	Opponent	Score	RPI	S	Opponent	Score
16	H	Rutgers	65 73	29	A	Michigan St.	60 77	55	H	James Madison	87 63	109	A	Ohio St.	70 57
18	A	South Carolina	85 61	36	H	Georgia Tech	67 54	62	H	Michigan	83 69	109	H	Ohio St.	75 69
								85	A	Nebraska	81 63	110	H	Dayton	82 71
								96	A	Penn St.	77 61	118	N	Georgia	58 51
								96	H	Penn St.	79 67	189	A	George Washington	69 30
												192	A	Delaware	77 53
												295	H	Loyola Maryland	83 48
												302	H	Coppin St.	93 36
												320	N	Morgan St.	68 44
												321	H	UMBC	92 61

LAST 12 Division I GAMES:															
85	A	Nebraska	81 63	109	A	Ohio St.	70 57	96	H	Penn St.	79 67	29	A	Michigan St.	60 77
109	H	Ohio St.	75 69	62	H	Michigan	83 69	62	H	Michigan	83 69	55	H	James Madison	87 63
16	H	Rutgers	65 73	85	A	Nebraska	81 63	55	H	James Madison	87 63	321	H	UMBC	92 61
96	A	Penn St.	77 61	96	A	Penn St.	77 61	96	A	Penn St.	77 61				
192	A	Delaware	77 53	29	A	Michigan St.	60 77								
295	H	Loyola Maryland	83 48	62	H	Michigan	83 69								

Non-Div I Games:

Maryland

Average RPI Win:	227	WON-LOST	WINNING	LAST 10	STRENGTH OF	OPP. STRENGTH	TEAM	ADJ.	CONF.	ADJ CONF.
Average RPI Loss:	162	RECORD	PCT. RANK	GAMES	SCHEDULE	OF SCHEDULE	RPI	RPI	RPI	RPI
DIV. I ONLY	11- 8	129	6-4	233	261	182	182	17	17	
DIV. I NON-CONF.	8- 6	138	0- 0	235	314	195	195	17	17	

TOTALS	RPI 1-25	RPI 26-50	W-L RECORDS	RPI 51-100	RPI 101-150	RPI 150+				
11- 8	0- 0	0- 0	OVERALL	0- 2	2- 2	9- 4				
6- 3	0- 0	0- 0	HOME	0- 0	0- 0	6- 3				
4- 4	0- 0	0- 0	AWAY	0- 1	2- 2	2- 1				
1- 1	0- 0	0- 0	NEUTRAL	0- 1	0- 0	1- 0				
8- 6	0- 0	0- 0	NON-CONFERENCE	0- 2	1- 1	7- 3				
5- 2	0- 0	0- 0	HOME	0- 0	0- 0	5- 2				
2- 3	0- 0	0- 0	AWAY	0- 1	1- 1	1- 1				
1- 1	0- 0	0- 0	NEUTRAL	0- 1	0- 0	1- 0				
3- 2	0- 0	0- 0	CONFERENCE	0- 0	1- 1	2- 1				
1- 1	0- 0	0- 0	HOME	0- 0	0- 0	1- 1				
2- 1	0- 0	0- 0	AWAY	0- 0	1- 1	1- 0				
0- 0	0- 0	0- 0	NEUTRAL	0- 0	0- 0	0- 0				

RPI 1-25				RPI 26-50				RPI 51-100				RPI 101+				Team's RPI: 182
RPI	S	Opponent	Score	RPI	S	Opponent	Score	RPI	S	Opponent	Score	RPI	S	Opponent	Score	
								51	A	Northeastern	52 53	103	A	Towson	53 78	
								56	N	Bucknell	58 77	110	A	Dayton	47 75	
												132	A	Marist	70 55	
												141	A	Davi dson	70 58	
												178	H	Boston U.	66 55	
												196	H	George Mason	52 70	
												199	H	Saint Louis	70 66	
												207	A	Brown	90 61	
												212	H	Sacred Heart	78 61	
												223	H	North Dakota	52 59	
												253	H	UTRGV	74 70	
												261	A	Si ena	59 64	
												281	A	La Salle	74 60	
												291	H	Central Conn. St.	74 59	
												294	H	UMass Lowell	59 62	
												301	N	Fai rfi eld	59 49	
												304	H	Incar nate Word	71 59	

LAST 12 Division I GAMES:																
199	H	Saint Louis	70 66	141	A	Davi dson	70 58	196	H	George Mason	52 70					
132	A	Marist	70 55	281	A	La Salle	74 60	110	A	Dayton	47 75					
294	H	UMass Lowell	59 62	51	A	Northeastern	52 53	223	H	North Dakota	52 59					
261	A	Si ena	59 64													
178	H	Boston U.	66 55													
304	H	Incar nate Word	71 59													

Non-Div I Games:

Massachusetts

Average RPI Win:	223	WON-LOST	WINNING	LAST 10	STRENGTH OF	OPP. STRENGTH	TEAM	ADJ.	CONF.	ADJ CONF.
Average RPI Loss:	191	RECORD	PCT. RANK	GAMES	SCHEDULE	OF SCHEDULE	RPI	RPI	RPI	RPI
DIV. I ONLY	2- 12	327	4-6	244	277	322	322	26	26	
DIV. I NON-CONF.	0- 8	336	0- 0	69	249	300	300	24	24	

TOTALS	RPI 1-25	RPI 26-50	W-L RECORDS	RPI 51-100	RPI 101-150	RPI 150+				
2- 12	0- 1	0- 1	OVERALL	0- 1	0- 2	2- 7				
1- 3	0- 0	0- 0	HOME	0- 0	0- 1	1- 2				
1- 9	0- 1	0- 1	AWAY	0- 1	0- 1	1- 5				
0- 0	0- 0	0- 0	NEUTRAL	0- 0	0- 0	0- 0				
0- 8	0- 1	0- 1	NON-CONFERENCE	0- 1	0- 2	0- 3				
0- 2	0- 0	0- 0	HOME	0- 0	0- 1	0- 1				
0- 6	0- 1	0- 1	AWAY	0- 1	0- 1	0- 2				
0- 0	0- 0	0- 0	NEUTRAL	0- 0	0- 0	0- 0				
2- 4	0- 0	0- 0	CONFERENCE	0- 0	0- 0	2- 4				
1- 1	0- 0	0- 0	HOME	0- 0	0- 0	1- 1				
1- 3	0- 0	0- 0	AWAY	0- 0	0- 0	1- 3				
0- 0	0- 0	0- 0	NEUTRAL	0- 0	0- 0	0- 0				

RPI 1-25				RPI 26-50				RPI 51-100				RPI 101+ Team's RPI: 322			
RPI	S	Opponent	Score	RPI	S	Opponent	Score	RPI	S	Opponent	Score	RPI	S	Opponent	Score
24	A	Texas	40 96	48	A	LSU	36 86	81	A	Rice	65 93	144	H	Louisiana Tech	48 89
												147	A	UAB	48 91
												161	A	Grambling	51 75
												172	A	Abilene Christian	52 109
												204	A	Nicholls St.	69 68
												242	H	Southeastern La.	62 56
												257	H	Louisiana	59 70
												304	H	Incarnate Word	66 68
												313	A	New Orleans	76 88
												314	A	La.-Monroe	60 69
												329	A	Northwestern St.	63 82
LAST 12 Division I GAMES:															
329	A	Northwestern St.	63 82	242	H	Southeastern La.	62 56								
304	H	Incarnate Word	66 68	204	A	Nicholls St.	69 68								
144	H	Louisiana Tech	48 89	313	A	New Orleans	76 88								
48	A	LSU	36 86	172	A	Abilene Christian	52 109								
147	A	UAB	48 91	314	A	La.-Monroe	60 69								
81	A	Rice	65 93	24	A	Texas	40 96								

Non-Div I Games: LSU-Alexandria 60 68 Southern-N. O. 106 54 Louisiana Col. 86 68

McNeese

Average RPI Win:	238	WON-LOST	WINNING	LAST 10	STRENGTH OF	OPP. STRENGTH	TEAM	ADJ.	CONF.	ADJ CONF.
Average RPI Loss:	149	RECORD	PCT. RANK	GAMES	SCHEDULE	OF SCHEDULE	RPI	RPI	RPI	RPI
DIV. I ONLY	8- 10	204	6-4	206	213	225	225	9	9	
DIV. I NON-CONF.	5- 8	224	0- 0	277	251	297	297	9	9	

TOTALS	RPI 1-25	RPI 26-50	W-L RECORDS	RPI 51-100	RPI 101-150	RPI 150+				
8- 10	0- 1	0- 0	OVERALL	0- 2	1- 3	7- 4				
5- 5	0- 1	0- 0	HOME	0- 2	0- 1	5- 1				
2- 5	0- 0	0- 0	AWAY	0- 0	1- 2	1- 3				
1- 0	0- 0	0- 0	NEUTRAL	0- 0	0- 0	1- 0				
5- 8	0- 0	0- 0	NON-CONFERENCE	0- 2	0- 2	5- 4				
4- 4	0- 0	0- 0	HOME	0- 2	0- 1	4- 1				
0- 4	0- 0	0- 0	AWAY	0- 0	0- 1	0- 3				
1- 0	0- 0	0- 0	NEUTRAL	0- 0	0- 0	1- 0				
3- 2	0- 1	0- 0	CONFERENCE	0- 0	1- 1	2- 0				
1- 1	0- 1	0- 0	HOME	0- 0	0- 0	1- 0				
2- 1	0- 0	0- 0	AWAY	0- 0	1- 1	1- 0				
0- 0	0- 0	0- 0	NEUTRAL	0- 0	0- 0	0- 0				

RPI	S	Opponent	Score	RPI	S	Opponent	Score	RPI	S	Opponent	Score	RPI	S	Opponent	Score	Team's RPI: 225
17	H	UCF	55 68					77	H	Toledo	48 58	129	A	Tulsa	39 46	
								92	H	Little Rock	60 63	137	A	South Fla.	47 40	
												144	H	Louisiana Tech	50 66	
												147	A	UAB	54 85	
												171	A	Arkansas St.	66 77	
												173	N	Mercer	59 53	
												189	A	George Washington	38 51	
												201	H	Southeast Mo. St.	69 57	
												215	A	Coastal Caro.	71 90	
												217	H	East Carolina	58 46	
												222	H	Samford	53 48	
												273	A	Wichita St.	71 50	
												313	H	New Orleans	59 66	
												334	H	Jackson St.	68 67	
												349	H	N.C. Central	77 56	
LAST 12 Division I GAMES:																
17	H	UCF	55 68	137	A	South Fla.	47 40	217	H	East Carolina	58 46					
189	A	George Washington	38 51	273	A	Wichita St.	71 50	129	A	Tulsa	39 46					
349	H	N.C. Central	77 56	129	A	Tulsa	39 46	313	H	New Orleans	59 66					
92	H	Little Rock	60 63	77	H	Toledo	48 58									
201	H	Southeast Mo. St.	69 57													
222	H	Samford	53 48													

Non-Div I Games:

Memphis

Average RPI Win:	233	WON-LOST	WINNING	LAST 10	STRENGTH OF	OPP. STRENGTH	TEAM	ADJ.	CONF.	ADJ CONF.
Average RPI Loss:	138	RECORD	PCT. RANK	GAMES	SCHEDULE	OF SCHEDULE	RPI	RPI	RPI	RPI
DIV. I ONLY	12- 7	101	8-2	273	136	173	173	24	24	
DIV. I NON-CONF.	8- 7	160	0- 0	215	152	185	185	25	25	

TOTALS	RPI 1-25	RPI 26-50	W-L RECORDS	RPI 51-100	RPI 101-150	RPI 150+				
12- 7	0- 2	0- 0	OVERALL	0- 0	1- 2	11- 3				
6- 3	0- 2	0- 0	HOME	0- 0	1- 0	5- 1				
5- 3	0- 0	0- 0	AWAY	0- 0	0- 2	5- 1				
1- 1	0- 0	0- 0	NEUTRAL	0- 0	0- 0	1- 1				
8- 7	0- 2	0- 0	NON-CONFERENCE	0- 0	0- 2	8- 3				
4- 3	0- 2	0- 0	HOME	0- 0	0- 0	4- 1				
3- 3	0- 0	0- 0	AWAY	0- 0	0- 2	3- 1				
1- 1	0- 0	0- 0	NEUTRAL	0- 0	0- 0	1- 1				
4- 0	0- 0	0- 0	CONFERENCE	0- 0	1- 0	3- 0				
2- 0	0- 0	0- 0	HOME	0- 0	1- 0	1- 0				
2- 0	0- 0	0- 0	AWAY	0- 0	0- 0	2- 0				
0- 0	0- 0	0- 0	NEUTRAL	0- 0	0- 0	0- 0				

RPI 1-25				RPI 26-50				RPI 51-100				RPI 101+ Team's RPI: 173			
RPI	S	Opponent	Score	RPI	S	Opponent	Score	RPI	S	Opponent	Score	RPI	S	Opponent	Score
17	H	UCF	42 76									118	A	Georgia	60 67
25	H	Florida St.	56 57									121	A	Wake Forest	54 69
												133	H	Chattanooga	65 58
												164	H	Charlotte	57 40
												189	A	George Washington	61 53
												195	A	Jacksonville	66 71
												200	H	UNC Asheville	61 47
												214	H	Florida	92 82
												221	A	Howard	85 70
												222	H	Samford	76 68
												225	N	Memphis	53 59
												235	N	Bowling Green	76 63
												265	H	Columbia	68 72
												284	A	Ga. Southern	79 72
												288	H	Kennesaw St.	64 48
												316	A	UNC Greensboro	71 58
												328	A	Western Caro.	69 67

LAST 12 Division I GAMES:															
265	H	Columbia	68 72	133	H	Chattanooga	65 58								
195	A	Jacksonville	66 71	316	A	UNC Greensboro	71 58								
200	H	UNC Asheville	61 47	328	A	Western Caro.	69 67								
189	A	George Washington	61 53	222	H	Samford	76 68								
221	A	Howard	85 70	25	H	Florida St.	56 57								
164	H	Charlotte	57 40	288	H	Kennesaw St.	64 48								

Non-Div I Games:

Mercer

Average RPI Win:	209	WON-LOST	WINNING	LAST 10	STRENGTH OF	OPP. STRENGTH	TEAM	ADJ.	CONF.	ADJ CONF.
Average RPI Loss:	124	RECORD	PCT. RANK	GAMES	SCHEDULE	OF SCHEDULE	RPI	RPI	RPI	RPI
DIV. I ONLY	11- 4	53	7-3	224	171	91	91	8	8	
DIV. I NON-CONF.	8- 2	52	0- 0	328	292	129	129	8	8	

TOTALS	RPI 1-25	RPI 26-50	W-L RECORDS	RPI 51-100	RPI 101-150	RPI 150+				
11- 4	1- 1	0- 1	OVERALL	1- 0	2- 1	7- 1				
5- 1	0- 0	0- 1	HOME	1- 0	2- 0	2- 0				
6- 3	1- 1	0- 0	AWAY	0- 0	0- 1	5- 1				
0- 0	0- 0	0- 0	NEUTRAL	0- 0	0- 0	0- 0				
8- 2	0- 1	0- 0	NON-CONFERENCE	0- 0	2- 0	6- 1				
3- 0	0- 0	0- 0	HOME	0- 0	2- 0	1- 0				
5- 2	0- 1	0- 0	AWAY	0- 0	0- 0	5- 1				
0- 0	0- 0	0- 0	NEUTRAL	0- 0	0- 0	0- 0				
3- 2	1- 0	0- 1	CONFERENCE	1- 0	0- 1	1- 0				
2- 1	0- 0	0- 1	HOME	1- 0	0- 0	1- 0				
1- 1	1- 0	0- 0	AWAY	0- 0	0- 1	0- 0				
0- 0	0- 0	0- 0	NEUTRAL	0- 0	0- 0	0- 0				

RPI 1-25				RPI 26-50				RPI 51-100				RPI 101+			
RPI	S	Opponent	Score	RPI	S	Opponent	Score	RPI	S	Opponent	Score	RPI	S	Opponent	Score
5	A	Louisville	73 95	35	H	Buffalo	59 66	77	H	Toledo	65 64	101	H	Cincinnati	78 65
22	A	Central Mich.	70 67									112	A	Northern Ill.	71 82
												139	H	High Point	68 55
												175	H	Ball St.	60 57
												202	A	Jacksonville St.	58 41
												296	A	Canisius	62 59
												305	A	Valparaiso	68 47
												324	H	Eastern Ky.	60 44
												330	A	Detroit Mercy	78 59
												332	A	UIC	65 56
												345	A	Florida A&M	56 57

LAST 12 Division I GAMES:															
112	A	Northern Ill.	71 82	175	H	Ball St.	60 57	22	A	Central Mich.	70 67	35	H	Buffalo	59 66
202	A	Jacksonville St.	58 41	77	H	Toledo	65 64	5	A	Louisville	73 95	101	H	Cincinnati	78 65
345	A	Florida A&M	56 57	139	H	High Point	68 55								
305	A	Valparaiso	68 47												
101	H	Cincinnati	78 65												
332	A	UIC	65 56												

Non-Div I Games: Ohio Dominican 74 29

Miami (OH)

RPI 1-25					RPI 26-50					RPI 51-100					Team's RPI: 62					RPI 101+				
RPI	S	Opponent	Score		RPI	S	Opponent	Score		RPI	S	Opponent	Score		RPI	S	Opponent	Score		RPI	S	Opponent	Score	
6	A	NC State	55	66	26	A	Maryland	69	83	69	H	Northwestern	79	78	108	N	Washington	80	73					
10	A	Iowa	61	75	27	A	Purdue	70	71	85	A	Nebraska	56	70	109	H	Ohio St.	62	58					
13	A	Marquette	74	85	28	A	Indiana	60	70						128	H	Minnesota	76	60					
24	N	Texas	52	69	37	N	Missouri	70	54						185	H	Southern U.	76	35					
LAST 12 Division I GAMES:																								
					10	A	Iowa	61	75	108	N	Washington	80	73										
					26	A	Maryland	69	83	24	N	Texas	52	69										
					69	H	Northwestern	79	78	28	A	Indiana	60	70										
					27	A	Purdue	70	71	109	H	Ohio St.	62	58										
					128	H	Minnesota	76	60	185	H	Southern U.	76	35										
					85	A	Nebraska	56	70	320	H	Morgan St.	70	47										

Mi chi gan

Average RPI	Win:	214	WON-LOST	WINNING	LAST 10	STRENGTH OF	OPP. STRENGTH	TEAM	ADJ.	CONF.	ADJ CONF.
Average RPI	Loss:	84	RECORD	PCT. RANK	GAMES	SCHEDULE	OF SCHEDULE	RPI	RPI	RPI	RPI
DIV. I ONLY		15- 5		43	8-2	174	146	73	73	15	15
DIV. I NON-CONF.		9- 4		85	0- 1	91	199	53	53	18	18
<hr/>											
TOTALS	RPI 1-25		RPI 26-50		W-L RECORDS	RPI 51-100		RPI 101-150		RPI 150+	
15- 5	0- 1		0- 0		OVERALL	1- 2		2- 2		12- 0	
6- 2	0- 0		0- 0		HOME	0- 2		1- 0		5- 0	
7- 3	0- 1		0- 0		AWAY	1- 0		0- 2		6- 0	
2- 0	0- 0		0- 0		NEUTRAL	0- 0		1- 0		1- 0	
9- 4	0- 1		0- 0		NON-CONFERENCE	1- 1		1- 2		7- 0	
4- 1	0- 0		0- 0		HOME	0- 1		0- 0		4- 0	
3- 3	0- 1		0- 0		AWAY	1- 0		0- 2		2- 0	
2- 0	0- 0		0- 0		NEUTRAL	0- 0		1- 0		1- 0	
6- 1	0- 0		0- 0		CONFERENCE	0- 1		1- 0		5- 0	
2- 1	0- 0		0- 0		HOME	0- 1		1- 0		1- 0	
4- 0	0- 0		0- 0		AWAY	0- 0		0- 0		4- 0	
0- 0	0- 0		0- 0		NEUTRAL	0- 0		0- 0		0- 0	

RPI	S	Opponent	Score	RPI	S	Opponent	Score	RPI	S	Opponent	Score	RPI	S	Opponent	Score
19	A	Kentucky	55 72					75	H	Belmont	38 45	113	A	Tennessee Tech	64 68
								81	H	Rice	47 60	130	A	Fordham	49 61
								99	A	Troy	67 64	133	N	Chattanooga	58 47
												144	H	Louisiana Tech	75 38
												165	H	Vanderbilt	65 58
												166	H	Georgia St.	69 54
												191	H	Southern Miss.	66 49
												200	H	UNC Asheville	67 46
												216	A	UNLV	66 62
												228	N	Dartmouth	70 58
												250	A	Furman	78 71
												262	A	UTSA	72 52
												266	A	UTEP	79 49
												283	A	Fla. Atlantic	74 55
												293	H	Mississippi Val.	101 51
												308	A	FIU	49 43
<hr/>															
LAST 12 Division I GAMES:															
262	A	UTSA	72 52	130	A	Fordham	49 61	216	A	UNLV	66 62	81	H	Rice	47 60
144	H	Louisiana Tech	75 38	266	A	UTEP	79 49	200	H	UNC Asheville	67 46	19	A	Kentucky	55 72
191	H	Southern Miss.	66 49												
283	A	Fla. Atlantic	74 55												
308	A	FIU	49 43												
133	N	Chattanooga	58 47												

Non-Div I Games:

Middle Tenn.

Average RPI Win:	258	WON-LOST	WINNING	LAST 10	STRENGTH OF	OPP. STRENGTH	TEAM	ADJ.	CONF.	ADJ CONF.
Average RPI Loss:	97	RECORD	PCT. RANK	GAMES	SCHEDULE	OF SCHEDULE	RPI	RPI	RPI	RPI
DIV. I ONLY	9- 10	183	5-5	204	162	193	193	20	20	
DIV. I NON-CONF.	5- 6	177	0- 0	133	140	176	176	19	19	

TOTALS	RPI 1-25	RPI 26-50	W-L RECORDS	RPI 51-100	RPI 101-150	RPI 150+				
9- 10	0- 2	0- 2	OVERALL	0- 2	1- 2	8- 2				
4- 5	0- 2	0- 0	HOME	0- 1	1- 1	3- 1				
4- 5	0- 0	0- 2	AWAY	0- 1	0- 1	4- 1				
1- 0	0- 0	0- 0	NEUTRAL	0- 0	0- 0	1- 0				
5- 6	0- 2	0- 2	NON-CONFERENCE	0- 0	0- 1	5- 1				
2- 3	0- 2	0- 0	HOME	0- 0	0- 0	2- 1				
2- 3	0- 0	0- 2	AWAY	0- 0	0- 1	2- 0				
1- 0	0- 0	0- 0	NEUTRAL	0- 0	0- 0	1- 0				
4- 4	0- 0	0- 0	CONFERENCE	0- 2	1- 1	3- 1				
2- 2	0- 0	0- 0	HOME	0- 1	1- 1	1- 0				
2- 2	0- 0	0- 0	AWAY	0- 1	0- 0	2- 1				
0- 0	0- 0	0- 0	NEUTRAL	0- 0	0- 0	0- 0				

RPI 1-25				RPI 26-50				RPI 51-100				RPI 101+ Team's RPI: 193			
RPI	S	Opponent	Score	RPI	S	Opponent	Score	RPI	S	Opponent	Score	RPI	S	Opponent	Score
13	H	Marquette	74 83	28	A	Indiana	66 68	65	H	Green Bay	62 76	119	A	Fresno St.	48 65
25	H	Florida St.	62 87	45	A	Saint Mary's (CA)	71 73	79	A	Wright St.	57 61	123	H	Youngstown St.	71 68
												142	H	IUPUI	66 67
												177	H	Wisconsin	57 68
												184	N	UC Riverside	56 54
												223	A	North Dakota	64 46
												263	H	Cleveland St.	59 53
												265	H	Columbia	78 65
												279	A	Northern Ky.	54 55
												297	A	Oakland	79 52
												303	A	North Dakota St.	57 55
												330	A	Detroit Mercy	62 44
												335	H	Purdue Fort Wayne	70 48
LAST 12 Division I GAMES:															
123	H	Youngstown St.	71 68	142	H	IUPUI	66 67								
79	A	Wright St.	57 61	330	A	Detroit Mercy	62 44								
279	A	Northern Ky.	54 55	297	A	Oakland	79 52								
65	H	Green Bay	62 76	263	H	Cleveland St.	59 53								
25	H	Florida St.	62 87	223	A	North Dakota	64 46								
303	A	North Dakota St.	57 55	335	H	Purdue Fort Wayne	70 48								

Non-Div I Games:

Milwaukee

Average RPI	Win:	209	WON-LOST	WINNING	LAST 10	STRENGTH OF	OPP. STRENGTH	TEAM	ADJ.	CONF.	ADJ CONF.
Average RPI	Loss:	64	RECORD	PCT. RANK	GAMES	SCHEDULE	OF SCHEDULE	RPI	RPI	RPI	RPI
DIV. I ONLY		13- 6	77	4-6	193	68	128	128	4	4	
DIV. I NON-CONF.		11- 0	1	0- 0	313	154	62	62	5	5	

TOTALS	RPI 1-25		RPI 26-50		W-L RECORDS		RPI 51-100		RPI 101-150		RPI 150+
13- 6	1- 1		0- 2		OVERALL		1- 2		0- 0		11- 1
10- 3	1- 1		0- 1		HOME		0- 0		0- 0		9- 1
3- 3	0- 0		0- 1		AWAY		1- 2		0- 0		2- 0
0- 0	0- 0		0- 0		NEUTRAL		0- 0		0- 0		0- 0
11- 0	1- 0		0- 0		NON-CONFERENCE		1- 0		0- 0		9- 0
9- 0	1- 0		0- 0		HOME		0- 0		0- 0		8- 0
2- 0	0- 0		0- 0		AWAY		1- 0		0- 0		1- 0
0- 0	0- 0		0- 0		NEUTRAL		0- 0		0- 0		0- 0
2- 6	0- 1		0- 2		CONFERENCE		0- 2		0- 0		2- 1
1- 3	0- 1		0- 1		HOME		0- 0		0- 0		1- 1
1- 3	0- 0		0- 1		AWAY		0- 2		0- 0		1- 0
0- 0	0- 0		0- 0		NEUTRAL		0- 0		0- 0		0- 0

RPI 1-25				RPI 26-50				RPI 51-100				RPI 101+				Team's RPI: 128
RPI	S	Opponent	Score	RPI	S	Opponent	Score	RPI	S	Opponent	Score	RPI	S	Opponent	Score	
9	H	Syracuse	72 68	27	H	Purdue	53 64	62	A	Michigan	60 76	169	H	Illinois	62 66	
10	H	Iowa	63 81	29	A	Michigan St.	68 86	78	A	Boston College	77 69	176	H	Rhode Island	91 71	
								85	A	Nebraska	57 63	177	A	Wisconsin	78 50	
												177	H	Wisconsin	74 56	
												181	A	Xavier	78 53	
												197	H	Cornell	65 45	
												219	H	Air Force	67 50	
												249	H	San Diego	53 48	
												302	H	Coppin St.	84 52	
												304	H	Incarnate Word	75 39	
												310	H	New Hampshire	70 47	
												342	H	Ark.-Pine Bluff	84 42	

LAST 12 Division I GAMES:																
29	A	Michigan St.	68 86	27	H	Purdue	53 64	85	A	Nebraska	57 63	177	A	Wisconsin	78 50	
169	H	Illinois	62 66									10	H	Iowa	63 81	
62	A	Michigan	60 76									78	A	Boston College	77 69	
177	H	Wisconsin	74 56									304	H	Incarnate Word	75 39	
176	H	Rhode Island	91 71													
302	H	Coppin St.	84 52													

Non-Div I Games:

Minnesota

Average RPI Win:	134	WON-LOST	WINNING	LAST 10	STRENGTH OF	OPP. STRENGTH	TEAM	ADJ.	CONF.	ADJ CONF.
Average RPI Loss:	3	RECORD	PCT. RANK	GAMES	SCHEDULE	OF SCHEDULE	RPI	RPI	RPI	RPI
DIV. I ONLY	18- 1	3	9-1	41	42	8	8	6	6	
DIV. I NON-CONF.	12- 1	11	0- 0	104	36	14	14	6	6	

TOTALS	RPI 1-25	RPI 26-50	W-L RECORDS	RPI 51-100	RPI 101-150	RPI 150+				
18- 1	4- 1	0- 0	OVERALL	5- 0	2- 0	7- 0				
10- 0	3- 0	0- 0	HOME	1- 0	1- 0	5- 0				
8- 1	1- 1	0- 0	AWAY	4- 0	1- 0	2- 0				
0- 0	0- 0	0- 0	NEUTRAL	0- 0	0- 0	0- 0				
12- 1	2- 1	0- 0	NON-CONFERENCE	3- 0	1- 0	6- 0				
7- 0	1- 0	0- 0	HOME	1- 0	0- 0	5- 0				
5- 1	1- 1	0- 0	AWAY	2- 0	1- 0	1- 0				
0- 0	0- 0	0- 0	NEUTRAL	0- 0	0- 0	0- 0				
6- 0	2- 0	0- 0	CONFERENCE	2- 0	1- 0	1- 0				
3- 0	2- 0	0- 0	HOME	0- 0	1- 0	0- 0				
3- 0	0- 0	0- 0	AWAY	2- 0	0- 0	1- 0				
0- 0	0- 0	0- 0	NEUTRAL	0- 0	0- 0	0- 0				

RPI	S	Opponent	Score	RPI	S	Opponent	Score	RPI	S	Opponent	Score	RPI	S	Opponent	Score
3	A	Oregon	74 82					54	A	Arkansas	93 69	108	A	Washington	103 56
13	H	Marquette	87 82					57	A	Auburn	85 59	118	H	Georgia	80 71
18	H	South Carolina	89 74					71	H	Lamar University	104 53	191	A	Southern Miss.	86 42
19	H	Kentucky	86 71					87	A	Virginia	72 44	201	H	Southeast Mo. St.	88 53
24	A	Texas	67 49					92	A	Little Rock	98 63	214	A	Florida	90 42
												250	H	Furman	106 41
												257	H	Louisiana	104 36
												302	H	Coppin St.	110 38
												334	H	Jackson St.	105 38

LAST 12 Division I GAMES:															
19	H	Kentucky	86 71	214	A	Florida	90 42								
54	A	Arkansas	93 69	18	H	South Carolina	89 74								
257	H	Louisiana	104 36	57	A	Auburn	85 59								
108	A	Washington	103 56	118	H	Georgia	80 71								
3	A	Oregon	74 82	13	H	Marquette	87 82								
191	A	Southern Miss.	86 42	24	A	Texas	67 49								

Non-Div I Games:

Mississippi St.

Average RPI Win:	292	WON-LOST	WINNING	LAST 10	STRENGTH OF	OPP. STRENGTH	TEAM	ADJ.	CONF.	ADJ CONF.
Average RPI Loss:	187	RECORD	PCT. RANK	GAMES	SCHEDULE	OF SCHEDULE	RPI	RPI	RPI	RPI
DIV. I ONLY	3- 13	314	2-8	232	334	293	293	29	29	
DIV. I NON-CONF.	1- 10	330	0- 0	86	328	267	267	26	26	

TOTALS	RPI 1-25	RPI 26-50	W-L RECORDS	RPI 51-100	RPI 101-150	RPI 150+				
3- 13	0- 0	0- 0	OVERALL	0- 3	0- 1	3- 9				
1- 2	0- 0	0- 0	HOME	0- 0	0- 0	1- 2				
2- 10	0- 0	0- 0	AWAY	0- 2	0- 1	2- 7				
0- 1	0- 0	0- 0	NEUTRAL	0- 1	0- 0	0- 0				
1- 10	0- 0	0- 0	NON-CONFERENCE	0- 3	0- 1	1- 6				
0- 1	0- 0	0- 0	HOME	0- 0	0- 0	0- 1				
1- 8	0- 0	0- 0	AWAY	0- 2	0- 1	1- 5				
0- 1	0- 0	0- 0	NEUTRAL	0- 1	0- 0	0- 0				
2- 3	0- 0	0- 0	CONFERENCE	0- 0	0- 0	2- 3				
1- 1	0- 0	0- 0	HOME	0- 0	0- 0	1- 1				
1- 2	0- 0	0- 0	AWAY	0- 0	0- 0	1- 2				
0- 0	0- 0	0- 0	NEUTRAL	0- 0	0- 0	0- 0				

RPI 1-25				RPI 26-50				RPI 51-100				RPI 101+ Team's RPI: 293							
RPI	S	Opponent	Score	RPI	S	Opponent	Score	RPI	S	Opponent	Score	RPI	S	Opponent	Score				
								63	A	TCU	47	96	135	A	UT Martin	51	110		
								73	A	Middle Tenn.	51	101	154	H	North Ala.	72	86		
								99	N	Troy	54	75	171	A	Arkansas St.	57	60		
													185	A	Southern U.	67	74		
													191	A	Southern Miss.	60	67		
													204	A	Nicholls St.	47	72		
													209	A	SMU	47	62		
													227	H	Alabama St.	64	62		
													282	H	Alabama A&M	60	80		
													307	A	Austin Peay	95	89		
													314	A	La. -Monroe	65	72		
													342	A	Ark. -Pine Bluff	62	56		
													350	A	Alcorn	63	73		
LAST 12 Division I GAMES:																			
342	A	Ark. -Pine Bluff	62	56	185	A	Southern U.	67	74	350	A	Alcorn	63	73	227	H	Alabama St.	64	62
135	A	UT Martin	51	110	282	H	Alabama A&M	60	80	99	N	Troy	54	75	191	A	Southern Miss.	60	67
154	H	North Ala.	72	86															
171	A	Arkansas St.	57	60															
314	A	La. -Monroe	65	72															
204	A	Nicholls St.	47	72															

Non-Div I Games:

Mississippi Val.

M
i
s
s
o
u
r
i

Missouri				Through Games Of Jan. 24, 2019							
Average RPI	Win:	137	WON-LOST	WINNING	LAST 10	STRENGTH OF	OPP. STRENGTH	TEAM	ADJ.	CONF.	ADJ CONF.
Average RPI	Loss:	68	RECORD	PCT. RANK	GAMES	SCHEDULE	OF SCHEDULE	RPI	RPI	RPI	RPI
DIV. I ONLY	15- 6	66	7-3	50	54	37	37	6	6		
DIV. I NON-CONF.	11- 3	56	1- 0	82	74	40	40	6	6		

TOTALS	RPI 1-25	RPI 26-50	W-L RECORDS	RPI 51-100	RPI 101-150	RPI 150+					
15- 6	0- 2	2- 1	OVERALL	4- 2	1- 0	8- 1					
8- 2	0- 0	0- 1	HOME	2- 1	1- 0	5- 0					
5- 3	0- 2	1- 0	AWAY	1- 0	0- 0	3- 1					
2- 1	0- 0	1- 0	NEUTRAL	1- 1	0- 0	0- 0					
11- 3	0- 0	1- 1	NON-CONFERENCE	3- 2	0- 0	7- 0					
5- 2	0- 0	0- 1	HOME	1- 1	0- 0	4- 0					
4- 0	0- 0	0- 0	AWAY	1- 0	0- 0	3- 0					
2- 1	0- 0	1- 0	NEUTRAL	1- 1	0- 0	0- 0					
4- 3	0- 2	1- 0	CONFERENCE	1- 0	1- 0	1- 1					
3- 0	0- 0	0- 0	HOME	1- 0	1- 0	1- 0					
1- 3	0- 2	1- 0	AWAY	0- 0	0- 0	0- 1					
0- 0	0- 0	0- 0	NEUTRAL	0- 0	0- 0	0- 0					

RPI 1-25				RPI 26-50		Team's RPI: 37		RPI 51-100		RPI 101+	
RPI	S	Opponent	Score	RPI	S	Opponent	Score	RPI	S	Opponent	Score
18	A	South Carolina	65 79	30	H	South Dakota	61 74	54	H	Arkansas	71 53
19	A	Kentucky	41 52	47	N	Duke	62 54	61	N	Quinnipiac	65 51
				49	A	Tennessee	66 64	62	N	Michigan	54 70
								65	H	Green Bay	49 56
								94	H	Missouri St.	65 61
								97	A	West Virginia	68 51

LAST 12 Division I GAMES:											
118	H	Georgia	61 35	47	N	Duke	62 54	118	H	Georgia	61 35
214	A	Florida	56 58	61	N	Quinnipiac	65 51	156	H	Texas St.	69 50
54	H	Arkansas	71 53	19	A	Kentucky	41 52	169	A	Illinois	67 45
49	A	Tennessee	66 64	18	A	South Carolina	65 79	171	H	Arkansas St.	70 50
203	H	Ole Miss	78 55	169	A	Illinois	67 45	188	H	UMKC	66 59
171	H	Arkansas St.	70 50	156	H	Texas St.	69 50	199	A	Saint Louis	74 62

M
i
s
s
o
u
r
i

Non-Div I Games:

Missouri

Average RPI Win:	182	WON-LOST	WINNING	LAST 10	STRENGTH OF	OPP. STRENGTH	TEAM	ADJ.	CONF.	ADJ CONF.
Average RPI Loss:	105	RECORD	PCT. RANK	GAMES	SCHEDULE	OF SCHEDULE	RPI	RPI	RPI	RPI
DIV. I ONLY	9- 7	135	8-2	67	140	94	94	12	12	
DIV. I NON-CONF.	4- 7	228	0- 0	55	58	154	154	14	14	

TOTALS	RPI 1-25	RPI 26-50	W-L RECORDS	RPI 51-100	RPI 101-150	RPI 150+				
9- 7	0- 1	0- 3	OVERALL	1- 0	1- 0	7- 3				
5- 2	0- 1	0- 1	HOME	1- 0	0- 0	4- 0				
2- 5	0- 0	0- 2	AWAY	0- 0	0- 0	2- 3				
2- 0	0- 0	0- 0	NEUTRAL	0- 0	1- 0	1- 0				
4- 7	0- 1	0- 3	NON-CONFERENCE	1- 0	1- 0	2- 3				
2- 2	0- 1	0- 1	HOME	1- 0	0- 0	1- 0				
0- 5	0- 0	0- 2	AWAY	0- 0	0- 0	0- 3				
2- 0	0- 0	0- 0	NEUTRAL	0- 0	1- 0	1- 0				
5- 0	0- 0	0- 0	CONFERENCE	0- 0	0- 0	5- 0				
3- 0	0- 0	0- 0	HOME	0- 0	0- 0	3- 0				
2- 0	0- 0	0- 0	AWAY	0- 0	0- 0	2- 0				
0- 0	0- 0	0- 0	NEUTRAL	0- 0	0- 0	0- 0				

RPI 1-25				RPI 26-50				RPI 51-100				Team's RPI: 94				RPI 101+			
RPI	S	Opponent	Score	RPI	S	Opponent	Score	RPI	S	Opponent	Score	RPI	S	Opponent	Score	RPI	S	Opponent	Score
15	H	Gonzaga	67 70	28	A	Indiana	74 98	92	H	Little Rock	48 44	144	N	Louisiana Tech	82 70				
				30	H	South Dakota	74 85					155	H	Indiana St.	71 58				
				37	A	Missouri	61 65					162	A	Santa Clara	73 77				
												163	H	Southern Ill.	66 51				
												170	A	Bradley	68 56				
												175	H	Ball St.	74 54				
												183	A	Illinois St.	59 47				
												187	A	North Texas	76 83				
												213	N	SIUE	68 65				
												273	A	Wichita St.	60 63				
												343	H	Evansville	88 66				
LAST 12 Division I GAMES:																			
				155	H	Indiana St.	71 58					183	A	Illinois St.	59 47				
				92	H	Little Rock	48 44					170	A	Bradley	68 56				
				213	N	SIUE	68 65					163	H	Southern Ill.	66 51				
				144	N	Louisiana Tech	82 70					343	H	Evansville	88 66				
				15	H	Gonzaga	67 70					30	H	South Dakota	74 85				
				28	A	Indiana	74 98					187	A	North Texas	76 83				

Non-Div I Games:

Missouri St.

Average RPI Win:	248	WON-LOST	WINNING	LAST 10	STRENGTH OF	OPP. STRENGTH	TEAM	ADJ.	CONF.	ADJ CONF.
Average RPI Loss:	168	RECORD	PCT. RANK	GAMES	SCHEDULE	OF SCHEDULE	RPI	RPI	RPI	RPI

DIV. I ONLY	6- 11	248	3-7	201	252	245	245	27	27
DIV. I NON-CONF.	4- 7	228	0- 0	194	235	235	235	28	28
TOTALS	RPI 1-25	RPI 26-50	W-L RECORDS	RPI 51-100	RPI 101-150	RPI 150+			
6- 11	0- 0	0- 0	OVERALL	0- 4	0- 2	6- 5			
3- 5	0- 0	0- 0	HOME	0- 2	0- 0	3- 3			
3- 6	0- 0	0- 0	AWAY	0- 2	0- 2	3- 2			
0- 0	0- 0	0- 0	NEUTRAL	0- 0	0- 0	0- 0			
4- 7	0- 0	0- 0	NON-CONFERENCE	0- 3	0- 1	4- 3			
2- 3	0- 0	0- 0	HOME	0- 2	0- 0	2- 1			
2- 4	0- 0	0- 0	AWAY	0- 1	0- 1	2- 2			
0- 0	0- 0	0- 0	NEUTRAL	0- 0	0- 0	0- 0			
2- 4	0- 0	0- 0	CONFERENCE	0- 1	0- 1	2- 2			
1- 2	0- 0	0- 0	HOME	0- 0	0- 0	1- 2			
1- 2	0- 0	0- 0	AWAY	0- 1	0- 1	1- 0			
0- 0	0- 0	0- 0	NEUTRAL	0- 0	0- 0	0- 0			

RPI 1-25	RPI 26-50	RPI 51-100	RPI 101+	Team's RPI: 245
RPI S Opponent Score	RPI S Opponent Score	RPI S Opponent Score	RPI S Opponent Score	
		56 H Bucknell 32 70	131 A Lehigh 48 63	
		61 A Quinnipiac 38 67	132 A Marist 45 69	
		83 H Princeton 47 79	189 A George Washington 55 51	
		86 A Virginia Tech 49 82	198 H Rider 43 55	
			205 H Navy 68 67	
			212 A Sacred Heart 55 50	
			217 A East Carolina 67 73	
			255 H Albany (NY) 64 56	
			261 H Siena 68 77	
			295 H Loyola Maryland 67 75	
			296 H Canisius 67 61	
			327 A Lafayette 69 73	
			333 A Iona 55 38	
LAST 12 Division I GAMES:				
198 H Rider 43 55	296 H Canisius 67 61			
333 A Iona 55 38	261 H Siena 68 77			
295 H Loyola Maryland 67 75	132 A Marist 45 69			
205 H Navy 68 67	61 A Quinnipiac 38 67			
83 H Princeton 47 79	189 A George Washington 55 51			
327 A Lafayette 69 73	212 A Sacred Heart 55 50			

Non-Div I Games:

Monmouth

Montana

Montana

Montana

Page 176

Average RPI Win:	231	WON-LOST	WINNING	LAST 10	STRENGTH OF	OPP. STRENGTH	TEAM	ADJ.	CONF.	ADJ CONF.
Average RPI Loss:	88	RECORD	PCT. RANK	GAMES	SCHEDULE	OF SCHEDULE	RPI	RPI	RPI	RPI
DIV. I ONLY	9- 8	154	6-4	173	113	153	153	16	16	
DIV. I NON-CONF.	4- 5	190	1- 0	89	52	111	111	12	12	

TOTALS	RPI 1-25	RPI 26-50	W-L RECORDS	RPI 51-100	RPI 101-150	RPI 150+				
9- 8	0- 1	0- 1	OVERALL	0- 3	1- 2	8- 1				
4- 3	0- 0	0- 1	HOME	0- 0	0- 1	4- 1				
4- 5	0- 1	0- 0	AWAY	0- 3	1- 1	3- 0				
1- 0	0- 0	0- 0	NEUTRAL	0- 0	0- 0	1- 0				
4- 5	0- 1	0- 1	NON-CONFERENCE	0- 3	0- 0	4- 0				
2- 1	0- 0	0- 1	HOME	0- 0	0- 0	2- 0				
1- 4	0- 1	0- 0	AWAY	0- 3	0- 0	1- 0				
1- 0	0- 0	0- 0	NEUTRAL	0- 0	0- 0	1- 0				
5- 3	0- 0	0- 0	CONFERENCE	0- 0	1- 2	4- 1				
2- 2	0- 0	0- 0	HOME	0- 0	0- 1	2- 1				
3- 1	0- 0	0- 0	AWAY	0- 0	1- 1	2- 0				
0- 0	0- 0	0- 0	NEUTRAL	0- 0	0- 0	0- 0				

RPI 1-25				RPI 26-50				RPI 51-100				RPI 101+ Team's RPI: 153			
RPI	S	Opponent	Score	RPI	S	Opponent	Score	RPI	S	Opponent	Score	RPI	S	Opponent	Score
13	A	Marquette	52 100	32	H	South Dakota St.	67 88	63	A	TCU	49 71	106	A	Northern Colo.	79 66
								72	A	SFA	53 60	127	H	Idaho	66 82
								80	A	Wyoming	58 66	140	A	Portland St.	53 55
												156	A	Texas St.	67 59
												174	H	Eastern Wash.	87 89
												192	N	Delaware	69 60
												220	H	Southern Utah	69 64
												252	A	Sacramento St.	69 53
												254	H	Northern Ariz.	80 70
												268	H	Long Beach St.	85 62
												311	A	Weber St.	66 59
												318	H	Omaha	59 56
LAST 12 Division I GAMES:															
127	H	Idaho	66 82	156	A	Texas St.	67 59	311	A	Weber St.	66 59	174	H	Eastern Wash.	87 89
252	A	Sacramento St.	69 53	318	H	Omaha	59 56	106	A	Northern Colo.	79 66	254	H	Northern Ariz.	80 70
140	A	Portland St.	53 55	63	A	TCU	49 71	268	H	Long Beach St.	85 62	311	A	Weber St.	66 59
254	H	Northern Ariz.	80 70					318	H	Omaha	59 56	252	A	Sacramento St.	69 53
220	H	Southern Utah	69 64									268	H	Long Beach St.	85 62
32	H	South Dakota St.	67 88									311	A	Weber St.	66 59

Non-Div I Games: Carroll (MT) 64 48

Montana St.

Average RPI Win:	252	WON-LOST	WINNING	LAST 10	STRENGTH OF	OPP. STRENGTH	TEAM	ADJ.	CONF.	ADJ CONF.
Average RPI Loss:	156	RECORD	PCT. RANK	GAMES	SCHEDULE	OF SCHEDULE	RPI	RPI	RPI	RPI
DIV. I ONLY	12- 6	84	7-3	243	305	138	138	22	22	
DIV. I NON-CONF.	7- 4	109	0- 0	270	314	175	175	20	20	
<hr/>										
TOTALS	RPI 1-25	RPI 26-50	W-L RECORDS	RPI 51-100	RPI 101-150	RPI 150+				
12- 6	0- 2	0- 0	OVERALL	0- 1	3- 0	9- 3				
7- 1	0- 0	0- 0	HOME	0- 0	2- 0	5- 1				
5- 5	0- 2	0- 0	AWAY	0- 1	1- 0	4- 2				
0- 0	0- 0	0- 0	NEUTRAL	0- 0	0- 0	0- 0				
7- 4	0- 2	0- 0	NON-CONFERENCE	0- 0	1- 0	6- 2				
4- 1	0- 0	0- 0	HOME	0- 0	0- 0	4- 1				
3- 3	0- 2	0- 0	AWAY	0- 0	1- 0	2- 1				
0- 0	0- 0	0- 0	NEUTRAL	0- 0	0- 0	0- 0				
5- 2	0- 0	0- 0	CONFERENCE	0- 1	2- 0	3- 1				
3- 0	0- 0	0- 0	HOME	0- 0	2- 0	1- 0				
2- 2	0- 0	0- 0	AWAY	0- 1	0- 0	2- 1				
0- 0	0- 0	0- 0	NEUTRAL	0- 0	0- 0	0- 0				

RPI 1-25				RPI 26-50				RPI 51-100				RPI 101+				Team's RPI: 138
RPI	S	Opponent	Score	RPI	S	Opponent	Score	RPI	S	Opponent	Score	RPI	S	Opponent	Score	
2	A	Bayl or	58 96					75	A	Bel mont	50 77	113	H	Tennessee Tech	77 56	
19	A	Kentucky	57 87									135	H	UT Martin	85 75	
												146	A	Radford	79 72	
												201	H	Southeast Mo. St.	82 54	
												247	A	Gardner-Webb	84 69	
												259	A	Saint Francis (PA)	83 89	
												270	A	N. C. A&T	72 67	
												275	H	St. Francis Brooklyn	94 101	
												286	A	Murray St.	83 61	
												305	H	Valparaiso	68 62	
												307	A	Austin Peay	80 81	
												309	A	Tennessee St.	85 62	
												326	H	Lipscomb	79 44	
												343	H	Evansville	85 63	
												344	H	Chicago St.	104 68	
<hr/>																
LAST 12 Division I GAMES:																
75	A	Belmont	50 77	113	H	Tennessee Tech	77 56									
307	A	Austin Peay	80 81	135	H	UT Martin	85 75									
286	A	Murray St.	83 61	201	H	Southeast Mo. St.	82 54									
326	H	Lipscomb	79 44	309	A	Tennessee St.	85 62									
259	A	Saint Francis (PA)	83 89	2	A	Bayl or	58 96									
146	A	Radford	79 72	343	H	Evansville	85 63									

Non-Div I Games: Alice Lloyd 121 56 Ky. Christian 119 28

Morehead St.

Average RPI Win:	324	WON-LOST	WINNING	LAST 10	STRENGTH OF	OPP. STRENGTH	TEAM	ADJ.	CONF.	ADJ CONF.
Average RPI Loss:	176	RECORD	PCT. RANK	GAMES	SCHEDULE	OF SCHEDULE	RPI	RPI	RPI	RPI
DIV. I ONLY	4- 14	301	4-6	256	326	320	320	32	32	
DIV. I NON-CONF.	1- 11	335	0- 1	177	218	328	328	32	32	

TOTALS	RPI 1-25	RPI 26-50	W-L RECORDS	RPI 51-100	RPI 101-150	RPI 150+				
4- 14	0- 0	0- 1	OVERALL	0- 4	0- 2	4- 7				
3- 3	0- 0	0- 0	HOME	0- 0	0- 0	3- 3				
1- 8	0- 0	0- 0	AWAY	0- 4	0- 1	1- 3				
0- 3	0- 0	0- 1	NEUTRAL	0- 0	0- 1	0- 1				
1- 11	0- 0	0- 1	NON-CONFERENCE	0- 4	0- 2	1- 4				
1- 2	0- 0	0- 0	HOME	0- 0	0- 0	1- 2				
0- 6	0- 0	0- 0	AWAY	0- 4	0- 1	0- 1				
0- 3	0- 0	0- 1	NEUTRAL	0- 0	0- 1	0- 1				
3- 3	0- 0	0- 0	CONFERENCE	0- 0	0- 0	3- 3				
2- 1	0- 0	0- 0	HOME	0- 0	0- 0	2- 1				
1- 2	0- 0	0- 0	AWAY	0- 0	0- 0	1- 2				
0- 0	0- 0	0- 0	NEUTRAL	0- 0	0- 0	0- 0				

RPI 1-25				RPI 26-50				RPI 51-100				RPI 101+				Team's RPI: 320
RPI	S	Opponent	Score	RPI	S	Opponent	Score	RPI	S	Opponent	Score	RPI	S	Opponent	Score	
				26	N	Maryland	44 68	62	A	Michigan	47 70	118	N	Georgia	33 60	
								72	A	SFA	42 69	125	A	Western Ky.	43 90	
								97	A	West Virginia	37 72	221	A	Howard	56 79	
								100	A	Hartford	59 80	224	H	UMES	68 73	
												234	N	Niagara	57 67	
												270	A	N.C. A&T	29 62	
												291	H	Central Conn. St.	36 60	
												294	H	UMass Lowell	61 49	
												308	A	FIU	50 59	
												312	H	South Carolina St.	62 51	
												321	H	UMBC	68 73	
												339	H	Savannah St.	63 47	
												349	A	N.C. Central	65 62	

LAST 12 Division I GAMES:																
				312	H	South Carolina St.	62 51	234	N	Niagara	57 67					
				339	H	Savannah St.	63 47	349	A	N.C. Central	65 62					
				224	H	UMES	68 73	270	A	N.C. A&T	29 62					
				294	H	UMass Lowell	61 49	221	A	Howard	56 79					
				321	H	UMBC	68 73	62	A	Michigan	47 70					
				97	A	West Virginia	37 72	308	A	FIU	50 59					

Non-Div I Games: Washington Adventist 60 43 Lincoln (PA) 46 51

Morgan St.

Average RPI		Win: 250	WON-LOST RECORD	WINNING PCT. RANK	LAST 10 GAMES	STRENGTH OF SCHEDULE	OPP. STRENGTH OF SCHEDULE	TEAM RPI	ADJ. RPI	CONF. RPI	ADJ. CONF. RPI
Loss: 202											
DIV. I ONLY		7- 9	210	4-6	296	322	241	241	31	31	
DIV. I NON-CONF.		5- 5	162	0- 0	165	304	156	156	31	31	
TOTALS		RPI 1-25	RPI 26-50	W-L RECORDS		RPI 51-100	RPI 101-150	RPI 150+			
7- 9	0- 0		0- 0	OVERALL		0- 2	2- 0	5- 7			
3- 2	0- 0		0- 0	HOME		0- 0	2- 0	1- 2			
4- 7	0- 0		0- 0	AWAY		0- 2	0- 0	4- 5			
0- 0	0- 0		0- 0	NEUTRAL		0- 0	0- 0	0- 0			
5- 5	0- 0		0- 0	NON-CONFERENCE		0- 2	2- 0	3- 3			
2- 1	0- 0		0- 0	HOME		0- 0	2- 0	0- 1			
3- 4	0- 0		0- 0	AWAY		0- 2	0- 0	3- 2			
0- 0	0- 0		0- 0	NEUTRAL		0- 0	0- 0	0- 0			
2- 4	0- 0		0- 0	CONFERENCE		0- 0	0- 0	2- 4			
1- 1	0- 0		0- 0	HOME		0- 0	0- 0	1- 1			
1- 3	0- 0		0- 0	AWAY		0- 0	0- 0	1- 3			
0- 0	0- 0		0- 0	NEUTRAL		0- 0	0- 0	0- 0			

RPI 1-25				RPI 26-50				RPI 51-100				RPI 101+				Team's RPI: 241	
RPI	S	Opponent	Score	RPI	S	Opponent	Score	RPI	S	Opponent	Score	RPI	S	Opponent	Score		
								62	A	Michigan	40	88	103	H	Towson	87	78
								86	A	Virginia Tech	51	83	146	H	Radford	89	77
													152	A	Duquesne	64	73
													198	A	Rider	67	85
													224	H	UMES	73	86
													244	A	Robert Morris	58	70
													247	A	Gardner-Webb	69	62
													259	A	Saint Francis (PA)	66	68
													280	H	Bryant	68	73
													291	H	Central Conn. St.	84	53
													295	A	Loyola Maryland	77	67
													315	A	Wagner	76	92
													321	A	UMBC	65	52
													347	A	Fairleigh Dickinson	63	47
LAST 12 Division I GAMES:																	
				259	A	Saint Francis (PA)	66	68	347	A	Fairleigh Dickinson	63	47				
				244	A	Robert Morris	58	70	315	A	Wagner	76	92				
				146	H	Radford	89	77	291	H	Central Conn. St.	84	53				
				224	H	UMES	73	86	280	H	Bryant	68	73				
				86	A	Virginia Tech	51	83	247	A	Gardner-Webb	69	62				
				321	A	UMBC	65	52	295	A	Loyola Maryland	77	67				

Non-Div I Games: Washington Col. 74 50

Mt. St. Mary's

■ Loss, ■ Non-Conf, S Site, H Home A Away N Neutral

Average RPI Win:	299	WON-LOST	WINNING	LAST 10	STRENGTH OF	OPP. STRENGTH	TEAM	ADJ.	CONF.	ADJ CONF.
Average RPI Loss:	141	RECORD	PCT. RANK	GAMES	SCHEDULE	OF SCHEDULE	RPI	RPI	RPI	RPI
DIV. I ONLY	4- 12	290	2-8	214	195	286	286	22	22	
DIV. I NON-CONF.	2- 7	288	0- 0	198	163	294	294	20	20	

TOTALS	RPI 1-25	RPI 26-50	W-L RECORDS	RPI 51-100	RPI 101-150	RPI 150+				
4- 12	0- 2	0- 1	OVERALL	0- 1	0- 2	4- 6				
3- 4	0- 0	0- 0	HOME	0- 1	0- 1	3- 2				
1- 8	0- 2	0- 1	AWAY	0- 0	0- 1	1- 4				
0- 0	0- 0	0- 0	NEUTRAL	0- 0	0- 0	0- 0				
2- 7	0- 2	0- 1	NON-CONFERENCE	0- 0	0- 0	2- 4				
2- 2	0- 0	0- 0	HOME	0- 0	0- 0	2- 2				
0- 5	0- 2	0- 1	AWAY	0- 0	0- 0	0- 2				
0- 0	0- 0	0- 0	NEUTRAL	0- 0	0- 0	0- 0				
2- 5	0- 0	0- 0	CONFERENCE	0- 1	0- 2	2- 2				
1- 2	0- 0	0- 0	HOME	0- 1	0- 1	1- 0				
1- 3	0- 0	0- 0	AWAY	0- 0	0- 1	1- 2				
0- 0	0- 0	0- 0	NEUTRAL	0- 0	0- 0	0- 0				

RPI 1-25				RPI 26-50				RPI 51-100				RPI 101+				Team's RPI: 286
RPI	S	Opponent	Score	RPI	S	Opponent	Score	RPI	S	Opponent	Score	RPI	S	Opponent	Score	
19	A	Kentucky	49 88	49	A	Tennessee	77 98	75	H	Bel mont	58 65	135	A	UT Martin	67 75	
23	A	Butler	65 86									138	H	Morehead St.	61 83	
												163	H	Southern Ill.	59 65	
												169	A	Illinois	52 84	
												171	A	Arkansas St.	63 74	
												201	A	Southeast Mo. St.	64 59	
												213	A	SIUE	54 71	
												251	A	Eastern Ill.	67 75	
												282	H	Al abama A&M	53 59	
												324	H	Eastern Ky.	81 63	
												326	H	Li pscomb	97 61	
												343	H	Evansvi lle	81 53	
LAST 12 Division I GAMES:																
135	A	UT Martin	67 75	75	H	Bel mont	58 65	213	A	SIUE	54 71	251	A	Eastern Ill.	67 75	
324	H	Eastern Ky.	81 63	201	A	Southeast Mo. St.	64 59	169	A	Illinois	52 84	282	H	Al abama A&M	53 59	
138	H	Morehead St.	61 83	19	A	Kentucky	49 88									
49	A	Tennessee	77 98	163	H	Southern Ill.	59 65									

Non-Div I Games: Oakland City 113 55 Bethel (TN) 86 50

Murray St.

Average RPI Win:

302

Average RPI Loss:

151

WON-LOST
RECORDWINNING
PCT. RANKLAST 10
GAMESSTRENGTH OF
SCHEDULEOPP. STRENGTH
OF SCHEDULETEAM
RPIADJ.
RPICONF.
RPIADJ CONF.
RPIDIV. I ONLY
DIV. I NON-CONF.7- 9
2- 9210
2976-4
0- 1331
278215
138270
305270
30532
3232
32

TOTALS

RPI 1-25

RPI 26-50

W-L RECORDS

RPI 51-100

RPI 101-150

RPI 150+

7- 9
2- 3
5- 4
0- 20- 0
0- 0
0- 0
0- 00- 0
0- 0
0- 0
0- 0OVERALL
HOME
AWAY
NEUTRAL0- 2
0- 0
0- 1
0- 10- 3
0- 2
0- 0
0- 17- 4
2- 1
5- 3
0- 02- 9
0- 3
2- 4
0- 20- 0
0- 0
0- 0
0- 00- 0
0- 0
0- 0
0- 0NON-CONFERENCE
HOME
AWAY
NEUTRAL0- 2
0- 0
0- 1
0- 10- 3
0- 2
0- 0
0- 12- 4
0- 1
2- 3
0- 05- 0
2- 0
3- 0
0- 00- 0
0- 0
0- 0
0- 00- 0
0- 0
0- 0
0- 0CONFERENCE
HOME
AWAY
NEUTRAL0- 0
0- 0
0- 0
0- 00- 0
0- 0
0- 0
0- 05- 0
2- 0
3- 0
0- 0

RPI 1-25

RPI 26-50

RPI 51-100

RPI 101+

Team's RPI: 270

RPI S Opponent Score

RPI S Opponent Score

RPI S Opponent Score

RPI S Opponent Score

59 N Maine 52 58
87 A Virginia 57 67105 N Yale 49 59
134 H VCU 48 54
138 H Morehead St. 67 72
179 H Akron 36 49
190 A Elon 64 73
205 A Navy 49 72
224 A UMES 51 49
258 A ETSU 56 61
283 A Fla. Atlantic 67 65
302 H Coppin St. 66 42
312 A South Carolina St. 58 44
320 H Morgan St. 62 29
328 A Western Caro. 69 51
348 A Delaware St. 67 47

LAST 12 Division I GAMES:

348 A Delaware St. 67 47
312 A South Carolina St. 58 44
283 A Fla. Atlantic 67 65
134 H VCU 48 54
190 A Elon 64 73
258 A ETSU 56 61
105 N Yale 49 59
302 H Coppin St. 66 42
320 H Morgan St. 62 29
224 A UMES 51 49
328 A Western Caro. 69 51
205 A Navy 49 72

Non-Div I Games:

Winston-Salem

60 56

Johnson C. Smith

50 53

N. C. A&T

Loss, Non-Conf, S Site, H Home A Away N Neutral

Average RPI Win:	297	WON-LOST	WINNING	LAST 10	STRENGTH OF	OPP. STRENGTH	TEAM	ADJ.	CONF.	ADJ CONF.
Average RPI Loss:	224	RECORD	PCT. RANK	GAMES	SCHEDULE	OF SCHEDULE	RPI	RPI	RPI	RPI
DIV. I ONLY	3- 14	316	3-7	342	303	349	349	32	32	
DIV. I NON-CONF.	2- 10	311	0- 0	298	285	343	343	32	32	

TOTALS	RPI 1-25	RPI 26-50	W-L RECORDS	RPI 51-100	RPI 101-150	RPI 150+				
3- 14	0- 1	0- 0	OVERALL	0- 0	0- 2	3- 11				
3- 6	0- 0	0- 0	HOME	0- 0	0- 1	3- 5				
0- 7	0- 1	0- 0	AWAY	0- 0	0- 1	0- 5				
0- 1	0- 0	0- 0	NEUTRAL	0- 0	0- 0	0- 1				
2- 10	0- 1	0- 0	NON-CONFERENCE	0- 0	0- 2	2- 7				
2- 4	0- 0	0- 0	HOME	0- 0	0- 1	2- 3				
0- 5	0- 1	0- 0	AWAY	0- 0	0- 1	0- 3				
0- 1	0- 0	0- 0	NEUTRAL	0- 0	0- 0	0- 1				
1- 4	0- 0	0- 0	CONFERENCE	0- 0	0- 0	1- 4				
1- 2	0- 0	0- 0	HOME	0- 0	0- 0	1- 2				
0- 2	0- 0	0- 0	AWAY	0- 0	0- 0	0- 2				
0- 0	0- 0	0- 0	NEUTRAL	0- 0	0- 0	0- 0				

RPI 1-25				RPI 26-50				RPI 51-100				RPI 101+ Team's RPI: 349			
RPI	S	Opponent	Score	RPI	S	Opponent	Score	RPI	S	Opponent	Score	RPI	S	Opponent	Score
10	A	Iowa	39 106									117	H	UNCW	82 89
												139	A	High Point	69 80
												166	A	Georgia St.	54 65
												190	H	Elon	54 83
												215	H	Coastal Caro.	66 89
												224	A	UMES	49 59
												225	A	Memphis	56 77
												272	H	Wofford	66 59
												276	H	Bethune-Cookman	50 67
												277	A	Winthrop	41 66
												288	N	Kennesaw St.	54 78
												302	H	Coppin St.	62 57
												316	H	UNC Greensboro	66 57
												320	H	Morgan St.	62 65
												341	H	USC Upstate	63 82
												348	A	Delaware St.	61 71

LAST 12 Division I GAMES:															
276	H	Bethune-Cookman	50 67	320	H	Morgan St.	62 65								
225	A	Memphis	56 77	302	H	Coppin St.	62 57								
288	N	Kennesaw St.	54 78	348	A	Delaware St.	61 71								
166	A	Georgia St.	54 65	224	A	UMES	49 59								
272	H	Wofford	66 59	215	H	Coastal Caro.	66 89								
316	H	UNC Greensboro	66 57	341	H	USC Upstate	63 82								

Non-Div I Games: Wilberforce 55 49

N. C. Central

Average RPI Win:	99	WON-LOST	WINNING	LAST 10	STRENGTH OF	OPP. STRENGTH	TEAM	ADJ.	CONF.	ADJ CONF.
Average RPI Loss:	0	RECORD	PCT. RANK	GAMES	SCHEDULE	OF SCHEDULE	RPI	RPI	RPI	RPI

DIV. I ONLY	19- 0	1	10-0	38	12	6	6	1	1
DIV. I NON-CONF.	13- 0	1	0- 0	46	28	8	8	1	1

TOTALS	RPI 1-25	RPI 26-50	W-L RECORDS	RPI 51-100	RPI 101-150	RPI 150+			
19- 0	0- 0	3- 0	OVERALL	9- 0	4- 0	3- 0			
13- 0	0- 0	2- 0	HOME	6- 0	3- 0	2- 0			
4- 0	0- 0	0- 0	AWAY	3- 0	1- 0	0- 0			
2- 0	0- 0	1- 0	NEUTRAL	0- 0	0- 0	1- 0			
13- 0	0- 0	1- 0	NON-CONFERENCE	6- 0	3- 0	3- 0			
9- 0	0- 0	0- 0	HOME	5- 0	2- 0	2- 0			
2- 0	0- 0	0- 0	AWAY	1- 0	1- 0	0- 0			
2- 0	0- 0	1- 0	NEUTRAL	0- 0	0- 0	1- 0			
6- 0	0- 0	2- 0	CONFERENCE	3- 0	1- 0	0- 0			
4- 0	0- 0	2- 0	HOME	1- 0	1- 0	0- 0			
2- 0	0- 0	0- 0	AWAY	2- 0	0- 0	0- 0			
0- 0	0- 0	0- 0	NEUTRAL	0- 0	0- 0	0- 0			

RPI 1-25	Team's RPI: 6	RPI 26-50	RPI 51-100	RPI 101+
RPI S Opponent Score	RPI S Opponent Score	RPI S Opponent Score	RPI S Opponent Score	RPI S Opponent Score
29 N Michigan St. 78 74	58 H Old Domini on 85 56	114 H Pittsburgh 63 34	38 H Clemson 54 51	62 H Michi gan 66 55
38 H Cl emson 54 51	59 H Mai ne 84 46	133 A Chattanooga 78 58	47 H Duke 63 51	75 H Bel mont 77 62
	78 A Boston Col lege 85 69	141 H Davi dson 75 45		146 H Radford 75 58
	82 A Georgetown 76 65	165 H Vanderbi lt 74 54		189 N George Washi ngton 69 61
	86 H Vi rgi ni a Tech 70 61	194 H Hampton 83 51		
	87 A Vi rgi ni a 66 38			
	89 H Kent St. 78 61			
LAST 12 Di vi si on I GAMES:				
78 A Boston Col lege 85 69	38 H Cl emson 54 51			
47 H Duke 63 51	86 H Vi rgi ni a Tech 70 61			
141 H Davi dson 75 45	87 A Vi rgi ni a 66 38			
133 A Chattanooga 78 58	114 H Pi ttsburgh 63 34			
59 H Mai ne 84 46	194 H Hampton 83 51			
82 A Georgetown 76 65	58 H Ol d Domi ni on 85 56			

Non-Di v I Games:

NC State

Average RPI Win:	305	WON-LOST	WINNING	LAST 10	STRENGTH OF	OPP. STRENGTH	TEAM	ADJ.	CONF.	ADJ CONF.
Average RPI Loss:	193	RECORD	PCT. RANK	GAMES	SCHEDULE	OF SCHEDULE	RPI	RPI	RPI	RPI
DIV. I ONLY	5- 13	283	4-6	293	332	317	317	25	25	
DIV. I NON-CONF.	3- 10	278	0- 0	283	336	317	317	27	27	

TOTALS	RPI 1-25	RPI 26-50	W-L RECORDS	RPI 51-100	RPI 101-150	RPI 150+				
5- 13	0- 0	0- 0	OVERALL	0- 4	0- 0	5- 9				
3- 5	0- 0	0- 0	HOME	0- 2	0- 0	3- 3				
2- 8	0- 0	0- 0	AWAY	0- 2	0- 0	2- 6				
0- 0	0- 0	0- 0	NEUTRAL	0- 0	0- 0	0- 0				
3- 10	0- 0	0- 0	NON-CONFERENCE	0- 4	0- 0	3- 6				
1- 4	0- 0	0- 0	HOME	0- 2	0- 0	1- 2				
2- 6	0- 0	0- 0	AWAY	0- 2	0- 0	2- 4				
0- 0	0- 0	0- 0	NEUTRAL	0- 0	0- 0	0- 0				
2- 3	0- 0	0- 0	CONFERENCE	0- 0	0- 0	2- 3				
2- 1	0- 0	0- 0	HOME	0- 0	0- 0	2- 1				
0- 2	0- 0	0- 0	AWAY	0- 0	0- 0	0- 2				
0- 0	0- 0	0- 0	NEUTRAL	0- 0	0- 0	0- 0				

RPI 1-25				RPI 26-50				RPI 51-100				RPI 101+ Team's RPI : 317					
RPI	S	Opponent	Score	RPI	S	Opponent	Score	RPI	S	Opponent	Score	RPI	S	Opponent	Score		
								89	H	Kent St.	40	57	154	A	North Ala.	60	72
								97	A	West Virginia	50	95	195	H	Jacksonville	56	61
								98	A	Penn	42	85	198	A	Rider	46	67
								100	H	Hartford	53	84	201	H	Southeast Mo. St.	58	68
													221	A	Howard	57	77
													233	A	Colgate	71	53
													248	A	Stetson	48	74
													269	H	Vermont	63	71
													288	H	Kennesaw St.	66	60
													298	A	Saint Peter's	57	70
													326	H	Lipscomb	80	67
													328	H	Western Caro.	79	71
													347	A	Fairleigh Dickinson	43	64
													351	A	LIU Brooklyn	72	51
LAST 12 Division I GAMES:																	
288	H	Kennesaw St.	66	60	248	A	Stetson	48	74								
100	H	Hartford	53	84	195	H	Jacksonville	56	61								
89	H	Kent St.	40	57	326	H	Lipscomb	80	67								
233	A	Colgate	71	53	154	A	North Ala.	60	72								
351	A	LIU Brooklyn	72	51	198	A	Rider	46	67								
269	H	Vermont	63	71	201	H	Southeast Mo. St.	58	68								

Non-Div I Games:

NJIT

Average RPI Win: 246		WON-LOST RECORD	WINNING PCT. RANK	LAST 10 GAMES	STRENGTH OF SCHEDULE	OPP. STRENGTH OF SCHEDULE	TEAM RPI	ADJ. RPI	CONF. RPI	ADJ CONF. RPI
Average RPI Loss: 190										
DIV. I ONLY		7- 9	210	4-6	197	324	205	205	19	19
DIV. I NON-CONF.		4- 5	190	0- 0	148	333	200	200	22	22
TOTALS		RPI 1-25	RPI 26-50	W-L RECORDS		RPI 51-100	RPI 101-150	RPI 150+		
7- 9	0- 0		0- 0	OVERALL		0- 1	0- 4	7- 4		
3- 4	0- 0		0- 0	HOME		0- 1	0- 3	3- 0		
4- 5	0- 0		0- 0	AWAY		0- 0	0- 1	4- 4		
0- 0	0- 0		0- 0	NEUTRAL		0- 0	0- 0	0- 0		
4- 5	0- 0		0- 0	NON-CONFERENCE		0- 1	0- 2	4- 2		
2- 2	0- 0		0- 0	HOME		0- 1	0- 1	2- 0		
2- 3	0- 0		0- 0	AWAY		0- 0	0- 1	2- 2		
0- 0	0- 0		0- 0	NEUTRAL		0- 0	0- 0	0- 0		
3- 4	0- 0		0- 0	CONFERENCE		0- 0	0- 2	3- 2		
1- 2	0- 0		0- 0	HOME		0- 0	0- 2	1- 0		
2- 2	0- 0		0- 0	AWAY		0- 0	0- 0	2- 2		
0- 0	0- 0		0- 0	NEUTRAL		0- 0	0- 0	0- 0		

[illegible]

Non-Div I Games:	Catholic	81	36
------------------	----------	----	----

Navy

■ Loss, ■ Non-Conf, S Site, H Home A Away N Neutral

Average RPI Win:	166	WON-LOST	WINNING	LAST 10	STRENGTH OF	OPP. STRENGTH	TEAM	ADJ.	CONF.	ADJ CONF.
Average RPI Loss:	38	RECORD	PCT. RANK	GAMES	SCHEDULE	OF SCHEDULE	RPI	RPI	RPI	RPI
DIV. I ONLY	9- 10	183	5-5	31	28	85	85	4	4	
DIV. I NON-CONF.	5- 6	177	0- 0	71	38	113	113	5	5	

TOTALS	RPI 1-25	RPI 26-50	W-L RECORDS	RPI 51-100	RPI 101-150	RPI 150+				
9- 10	0- 4	0- 2	OVERALL	2- 4	4- 0	3- 0				
6- 4	0- 2	0- 1	HOME	2- 1	2- 0	2- 0				
2- 6	0- 2	0- 1	AWAY	0- 3	1- 0	1- 0				
1- 0	0- 0	0- 0	NEUTRAL	0- 0	1- 0	0- 0				
5- 6	0- 2	0- 1	NON-CONFERENCE	1- 3	2- 0	2- 0				
4- 1	0- 1	0- 0	HOME	1- 0	1- 0	2- 0				
0- 5	0- 1	0- 1	AWAY	0- 3	0- 0	0- 0				
1- 0	0- 0	0- 0	NEUTRAL	0- 0	1- 0	0- 0				
4- 4	0- 2	0- 1	CONFERENCE	1- 1	2- 0	1- 0				
2- 3	0- 1	0- 1	HOME	1- 1	1- 0	0- 0				
2- 1	0- 1	0- 0	AWAY	0- 0	1- 0	1- 0				
0- 0	0- 0	0- 0	NEUTRAL	0- 0	0- 0	0- 0				

RPI	S	Opponent	Score	RPI	S	Opponent	Score	RPI	S	Opponent	Score	RPI	S	Opponent	Score
5	A	Louisville	68 85	26	H	Maryland	63 81	54	A	Arkansas	80 84	109	A	Ohio St.	78 69
10	A	Iowa	71 77	30	A	Miami (FL)	68 82	62	H	Michigan	70 56	128	H	Minnesota	63 57
14	H	Drake	77 83					66	H	Kansas	58 52	146	N	Radford	77 39
16	H	Rutgers	56 62					67	A	Creighton	65 74	150	H	Denver	96 71
								69	H	Northwestern	54 58	169	A	Illinois	77 67
								93	A	Washington St.	84 87	319	H	San Jose St.	96 63
												341	H	USC Upstate	87 64

LAST 12 Division I GAMES:															
26	H	Maryland	63 81	69	H	Northwestern	54 58								
10	A	Iowa	71 77	128	H	Minnesota	63 57								
109	A	Ohio St.	78 69	169	A	Illinois	77 67								
62	H	Michigan	70 56	16	H	Rutgers	56 62								
54	A	Arkansas	80 84	319	H	San Jose St.	96 63								
150	H	Denver	96 71	66	H	Kansas	58 52								

Non-Div I Games:

Nebraska

Average RPI Win: 278

Average RPI Loss: 111

WON-LOST
RECORDWINNING
PCT. RANKLAST 10
GAMESSTRENGTH OF
SCHEDULEOPP. STRENGTH
OF SCHEDULETEAM
RPIADJ.
RPICONF.
RPIADJ CONF.
RPIDIV. I ONLY
DIV. I NON-CONF.5- 12
3- 7268
2564-6
0- 1155
156149
134237
262237
26213
1113
11

TOTALS

RPI 1-25

RPI 26-50

W-L RECORDS

RPI 51-100

RPI 101-150

RPI 150+

5- 12

0- 0

0- 3

OVERALL

0- 2

0- 3

5- 4

2- 7

0- 0

0- 3

HOME

0- 1

0- 2

2- 1

3- 3

0- 0

0- 0

AWAY

0- 0

0- 0

3- 3

0- 2

0- 0

0- 0

NEUTRAL

0- 1

0- 1

0- 0

3- 7

0- 0

0- 2

NON-CONFERENCE

0- 1

0- 2

3- 2

2- 4

0- 0

0- 2

HOME

0- 0

0- 1

2- 1

1- 1

0- 0

0- 0

AWAY

0- 0

0- 0

1- 1

0- 2

0- 0

0- 0

NEUTRAL

0- 1

0- 1

0- 0

2- 5

0- 0

0- 1

CONFERENCE

0- 1

0- 1

2- 2

0- 3

0- 0

0- 1

HOME

0- 1

0- 1

0- 0

2- 2

0- 0

0- 0

AWAY

0- 0

0- 0

2- 2

0- 0

0- 0

0- 0

NEUTRAL

0- 0

0- 0

0- 0

RPI 1-25

RPI 26-50

RPI 51-100

RPI 101+

Team's RPI: 237

RPI S Opponent Score

RPI S Opponent Score

RPI S Opponent Score

RPI S Opponent Score

41 H Utah 52 74

44 H Southern California 51 72

46 H New Mexico 64 66

60 H Boise St. 74 75

84 N UC Davis 68 84

112 N Northern Ill. 69 98

119 H Fresno St. 63 79

124 H Colorado 52 65

157 A Utah St. 76 79

158 H Texas Tech 67 86

162 A Santa Clara 48 56

210 A Colorado St. 62 38

219 A Air Force 74 79

256 H Hawaii 79 78

268 A Long Beach St. 76 67

319 A San Jose St. 52 49

338 H Seattle U 67 54

LAST 12 Division I GAMES:

119 H Fresno St. 63 79

319 A San Jose St. 52 49

46 H New Mexico 64 66

157 A Utah St. 76 79

256 H Hawaii 79 78

338 H Seattle U 67 54

112 N Northern Ill. 69 98

210 A Colorado St. 62 38

219 A Air Force 74 79

60 H Boise St. 74 75

158 H Texas Tech 67 86

84 N UC Davis 68 84

Non-Div I Games: Stanislaus St. 75 52

Nevada

Loss, Non-Conf, S Site, H Home A Away N Neutral

Average RPI Win: **264**
 Average RPI Loss: **176**

WON-LOST
RECORD

WINNING
PCT. RANK

LAST 10
GAMES

STRENGTH OF
SCHEDULE

OPP. STRENGTH
OF SCHEDULE

TEAM
RPI

ADJ.
RPI

CONF.
RPI

ADJ CONF.
RPI

DIV. I ONLY	3- 15	319	2-8	199	256	310	310	23	23
DIV. I NON-CONF.	2- 10	311	0- 0	214	290	323	323	23	23
<hr/>									
TOTALS	RPI 1-25	RPI 26-50	W-L RECORDS	RPI 51-100	RPI 101-150	RPI 150+			
3- 15	0- 0	0- 0	OVERALL	0- 4	0- 2	3- 9			
2- 6	0- 0	0- 0	HOME	0- 2	0- 0	2- 4			
1- 9	0- 0	0- 0	AWAY	0- 2	0- 2	1- 5			
0- 0	0- 0	0- 0	NEUTRAL	0- 0	0- 0	0- 0			
2- 10	0- 0	0- 0	NON-CONFERENCE	0- 2	0- 2	2- 6			
2- 3	0- 0	0- 0	HOME	0- 1	0- 0	2- 2			
0- 7	0- 0	0- 0	AWAY	0- 1	0- 2	0- 4			
0- 0	0- 0	0- 0	NEUTRAL	0- 0	0- 0	0- 0			
1- 5	0- 0	0- 0	CONFERENCE	0- 2	0- 0	1- 3			
0- 3	0- 0	0- 0	HOME	0- 1	0- 0	0- 2			
1- 2	0- 0	0- 0	AWAY	0- 1	0- 0	1- 1			
0- 0	0- 0	0- 0	NEUTRAL	0- 0	0- 0	0- 0			

RPI 1-25				RPI 26-50				RPI 51-100				RPI 101+				Team's RPI: 310
RPI	S	Opponent	Score	RPI	S	Opponent	Score	RPI	S	Opponent	Score	RPI	S	Opponent	Score	
								51	A	Northeastern	54 69	128	A	Minnesota	47 70	
								59	A	Maine	46 67	137	A	South Fla.	36 79	
								83	H	Princeton	42 90	167	H	Stony Brook	63 82	
								100	H	Hartford	48 66	178	A	Boston U.	39 60	
												207	A	Brown	70 76	
												212	H	Sacred Heart	60 71	
												218	H	Holy Cross	74 62	
												228	H	Dartmouth	42 62	
												231	H	Binghamton	62 71	
												269	A	Vermont	60 69	
												280	H	Bryant	79 74	
												291	A	Central Conn. St.	47 56	
												294	A	UMass Lowell	56 53	
												303	A	North Dakota St.	51 56	
<hr/>																
LAST 12 Division I GAMES:																
				231	H	Binghamton	62 71	100	H	Hartford	48 66					
				59	A	Maine	46 67	269	A	Vermont	60 69					
				83	H	Princeton	42 90	167	H	Stony Brook	63 82					
				228	H	Dartmouth	42 62	294	A	UMass Lowell	56 53					
				291	A	Central Conn. St.	47 56	137	A	South Fla.	36 79					
				218	H	Holy Cross	74 62	178	A	Boston U.	39 60					

Non-Div I Games: U New England 68 44

New Hampshire

Average RPI Win: 181		WON-LOST	WINNING	LAST 10	STRENGTH OF		OPP. STRENGTH	TEAM	ADJ.	CONF.	ADJ CONF.
Loss: 137		RECORD	PCT. RANK	GAMES	SCHEDULE		OF SCHEDULE	RPI	RPI	RPI	RPI
DIV. I ONLY		16- 2	15	9-1	209		93	46	46	13	13
DIV. I NON-CONF.		10- 1	18	1- 0	108		132	29	29	11	11
TOTALS		RPI 1-25	RPI 26-50		W-L RECORDS		RPI 51-100	RPI 101-150		RPI 150+	
16- 2	0- 0	0- 0		OVERALL		3- 1	2- 0		11- 1		
11- 1	0- 0	0- 0		HOME		2- 1	1- 0		8- 0		
5- 1	0- 0	0- 0		AWAY		1- 0	1- 0		3- 1		
0- 0	0- 0	0- 0		NEUTRAL		0- 0	0- 0		0- 0		
10- 1	0- 0	0- 0		NON-CONFERENCE		2- 1	2- 0		6- 0		
7- 1	0- 0	0- 0		HOME		2- 1	1- 0		4- 0		
3- 0	0- 0	0- 0		AWAY		0- 0	1- 0		2- 0		
0- 0	0- 0	0- 0		NEUTRAL		0- 0	0- 0		0- 0		
6- 1	0- 0	0- 0		CONFERENCE		1- 0	0- 0		5- 1		
4- 0	0- 0	0- 0		HOME		0- 0	0- 0		4- 0		
2- 1	0- 0	0- 0		AWAY		1- 0	0- 0		1- 1		
0- 0	0- 0	0- 0		NEUTRAL		0- 0	0- 0		0- 0		

[illegible]

Non-Div I Games:

New Mexico

Average RPI Win:	276	WON-LOST	WINNING	LAST 10	STRENGTH OF	OPP. STRENGTH	TEAM	ADJ.	CONF.	ADJ CONF.
Average RPI Loss:	154	RECORD	PCT. RANK	GAMES	SCHEDULE	OF SCHEDULE	RPI	RPI	RPI	RPI
DIV. I ONLY	10- 6	108	7-3	261	344	180	180	30	30	
DIV. I NON-CONF.	6- 5	143	1- 0	141	339	152	152	30	30	

TOTALS	RPI 1-25	RPI 26-50	W-L RECORDS	RPI 51-100	RPI 101-150	RPI 150+				
10- 6	0- 0	0- 2	OVERALL	0- 0	1- 1	9- 3				
4- 2	0- 0	0- 1	HOME	0- 0	1- 0	3- 1				
5- 3	0- 0	0- 1	AWAY	0- 0	0- 0	5- 2				
1- 1	0- 0	0- 0	NEUTRAL	0- 0	0- 1	1- 0				
6- 5	0- 0	0- 2	NON-CONFERENCE	0- 0	1- 1	5- 2				
1- 2	0- 0	0- 1	HOME	0- 0	1- 0	0- 1				
4- 2	0- 0	0- 1	AWAY	0- 0	0- 0	4- 1				
1- 1	0- 0	0- 0	NEUTRAL	0- 0	0- 1	1- 0				
4- 1	0- 0	0- 0	CONFERENCE	0- 0	0- 0	4- 1				
3- 0	0- 0	0- 0	HOME	0- 0	0- 0	3- 0				
1- 1	0- 0	0- 0	AWAY	0- 0	0- 0	1- 1				
0- 0	0- 0	0- 0	NEUTRAL	0- 0	0- 0	0- 0				

RPI 1-25				RPI 26-50				RPI 51-100				RPI 101+ Team's RPI: 180			
RPI	S	Opponent	Score	RPI	S	Opponent	Score	RPI	S	Opponent	Score	RPI	S	Opponent	Score
				46	A	New Mexico	58 83					136	N	South Alabama	67 68
				46	H	New Mexico	50 75					150	H	Denver	66 64
												172	H	Abilene Christian	46 58
												184	A	UC Riverside	64 65
												239	H	Utah Valley	58 52
												266	A	UTEP	69 65
												271	H	California Baptist	76 69
												274	A	A&M-Corpus Christi	67 65
												285	A	CSU Bakersfield	61 59
												290	A	Western Mich.	66 54
												300	A	UC Santa Barbara	81 73
												337	A	Grand Canyon	51 54
												338	H	Seattle U	75 55
												350	N	Alcorn	82 64

LAST 12 Division I GAMES:															
				337	A	Grand Canyon	51 54	350	N	Alcorn	82 64				
				271	H	California Baptist	76 69	239	H	Utah Valley	58 52				
				300	A	UC Santa Barbara	81 73	338	H	Seattle U	75 55				
				184	A	UC Riverside	64 65	285	A	CSU Bakersfield	61 59				
				136	N	South Alabama	67 68	46	H	New Mexico	50 75				
				274	A	A&M-Corpus Christi	67 65	150	H	Denver	66 64				

Non-Div I Games: Tex. Permian Basin 70 38 Northern N.M. 101 51

New Mexico St.

Loss,
Non-Conf,
S Site,
H Home
A Away
N Neutral

Average RPI Win:	274	WON-LOST	WINNING	LAST 10	STRENGTH OF	OPP. STRENGTH	TEAM	ADJ.	CONF.	ADJ CONF.
Average RPI Loss:	177	RECORD	PCT. RANK	GAMES	SCHEDULE	OF SCHEDULE	RPI	RPI	RPI	RPI
DIV. I ONLY	2- 11	324	2-8	216	280	313	313	26	26	
DIV. I NON-CONF.	1- 5	311	0- 0	93	234	221	221	24	24	

TOTALS	RPI 1-25	RPI 26-50	W-L RECORDS	RPI 51-100	RPI 101-150	RPI 150+				
2- 11	0- 0	0- 1	OVERALL	0- 3	0- 1	2- 6				
1- 4	0- 0	0- 0	HOME	0- 1	0- 0	1- 3				
1- 7	0- 0	0- 1	AWAY	0- 2	0- 1	1- 3				
0- 0	0- 0	0- 0	NEUTRAL	0- 0	0- 0	0- 0				
1- 5	0- 0	0- 1	NON-CONFERENCE	0- 1	0- 1	1- 2				
0- 1	0- 0	0- 0	HOME	0- 0	0- 0	0- 1				
1- 4	0- 0	0- 1	AWAY	0- 1	0- 1	1- 1				
0- 0	0- 0	0- 0	NEUTRAL	0- 0	0- 0	0- 0				
1- 6	0- 0	0- 0	CONFERENCE	0- 2	0- 0	1- 4				
1- 3	0- 0	0- 0	HOME	0- 1	0- 0	1- 2				
0- 3	0- 0	0- 0	AWAY	0- 1	0- 0	0- 2				
0- 0	0- 0	0- 0	NEUTRAL	0- 0	0- 0	0- 0				

RPI 1-25				RPI 26-50				RPI 51-100				RPI 101+ Team's RPI: 313			
RPI	S	Opponent	Score	RPI	S	Opponent	Score	RPI	S	Opponent	Score	RPI	S	Opponent	Score
				30	A	Miami (FL)	38 78	71	H	Lamar University	57 79	114	A	Pittsburgh	38 90
								72	A	SFA	38 97	172	H	Abilene Christian	52 59
								81	A	Rice	56 67	181	A	Xavier	45 61
												225	A	Memphis	66 59
												274	A	A&M-Corpus Christi	51 57
												306	H	Central Ark.	60 62
												314	H	La.-Monroe	44 57
												322	H	McNeese	88 76
												331	A	Houston Baptist	74 83
LAST 12 Division I GAMES:															
				71	H	Lamar University	57 79	306	H	Central Ark.	60 62				
				331	A	Houston Baptist	74 83	274	A	A&M-Corpus Christi	51 57				
				172	H	Abilene Christian	52 59	72	A	SFA	38 97				
				181	A	Xavier	45 61	322	H	McNeese	88 76				
				30	A	Miami (FL)	38 78	81	A	Rice	56 67				
				225	A	Memphis	66 59	314	H	La.-Monroe	44 57				

Non-Div I Games: Dillard 68 59 Centenary (LA) 104 42 Trinity Baptist 93 38

New Orleans

Average RPI Win:	300	WON-LOST	WINNING	LAST 10	STRENGTH OF	OPP. STRENGTH	TEAM	ADJ.	CONF.	ADJ CONF.
Average RPI Loss:	120	RECORD	PCT. RANK	GAMES	SCHEDULE	OF SCHEDULE	RPI	RPI	RPI	RPI
DIV. I ONLY	9- 10	183	6-4	285	173	234	234	27	27	
DIV. I NON-CONF.	4- 8	241	1- 0	231	87	263	263	28	28	

TOTALS	RPI 1-25	RPI 26-50	W-L RECORDS	RPI 51-100	RPI 101-150	RPI 150+				
9- 10	0- 2	0- 1	OVERALL	0- 2	0- 2	9- 3				
5- 4	0- 0	0- 0	HOME	0- 1	0- 1	5- 2				
3- 5	0- 2	0- 1	AWAY	0- 1	0- 0	3- 1				
1- 1	0- 0	0- 0	NEUTRAL	0- 0	0- 1	1- 0				
4- 8	0- 2	0- 1	NON-CONFERENCE	0- 1	0- 1	4- 3				
3- 2	0- 0	0- 0	HOME	0- 0	0- 0	3- 2				
0- 5	0- 2	0- 1	AWAY	0- 1	0- 0	0- 1				
1- 1	0- 0	0- 0	NEUTRAL	0- 0	0- 1	1- 0				
5- 2	0- 0	0- 0	CONFERENCE	0- 1	0- 1	5- 0				
2- 2	0- 0	0- 0	HOME	0- 1	0- 1	2- 0				
3- 0	0- 0	0- 0	AWAY	0- 0	0- 0	3- 0				
0- 0	0- 0	0- 0	NEUTRAL	0- 0	0- 0	0- 0				

RPI 1-25				RPI 26-50				RPI 51-100				RPI 101+ Team's RPI: 234			
RPI	S	Opponent	Score	RPI	S	Opponent	Score	RPI	S	Opponent	Score	RPI	S	Opponent	Score
9	A	Syracuse	45 94	35	A	Buffalo	61 88	61	H	Quinnipiac	55 96	105	N	Yale	64 67
12	A	Iowa St.	35 95					97	A	West Virginia	32 84	132	H	Marist	58 87
												221	H	Howard	61 68
												231	H	Binghamton	79 72
												233	H	Colgate	74 69
												243	H	St. Bonaventure	48 76
												289	A	Saint Joseph's	54 68
												298	A	Saint Peter's	75 66
												301	H	Fairfield	71 68
												302	H	Coppin St.	71 69
												320	N	Morgan St.	67 57
												333	A	Iona	58 46
												340	A	Manhattan	58 54
												340	H	Manhattan	61 51
LAST 12 Division I GAMES:															
61	H	Quinnipiac	55 96	320	N	Morgan St.	67 57								
333	A	Iona	58 46	105	N	Yale	64 67								
298	A	Saint Peter's	75 66	340	A	Manhattan	58 54								
340	H	Manhattan	61 51	301	H	Fairfield	71 68								
132	H	Marist	58 87	97	A	West Virginia	32 84								
233	H	Colgate	74 69	9	A	Syracuse	45 94								

Non-Div I Games:

Niagara

Average RPI Win:	296	WON-LOST	WINNING	LAST 10	STRENGTH OF	OPP. STRENGTH	TEAM	ADJ.	CONF.	ADJ CONF.
Average RPI Loss:	117	RECORD	PCT. RANK	GAMES	SCHEDULE	OF SCHEDULE	RPI	RPI	RPI	RPI
DIV. I ONLY	9- 8	154	7-3	312	184	204	204	26	26	
DIV. I NON-CONF.	4- 6	212	0- 1	204	81	173	173	24	24	

TOTALS	RPI 1-25	RPI 26-50	W-L RECORDS	RPI 51-100	RPI 101-150	RPI 150+				
9- 8	0- 1	0- 1	OVERALL	0- 3	0- 0	9- 3				
5- 1	0- 0	0- 0	HOME	0- 0	0- 0	5- 1				
3- 6	0- 1	0- 1	AWAY	0- 3	0- 0	3- 1				
1- 1	0- 0	0- 0	NEUTRAL	0- 0	0- 0	1- 1				
4- 6	0- 1	0- 1	NON-CONFERENCE	0- 2	0- 0	4- 2				
1- 0	0- 0	0- 0	HOME	0- 0	0- 0	1- 0				
2- 5	0- 1	0- 1	AWAY	0- 2	0- 0	2- 1				
1- 1	0- 0	0- 0	NEUTRAL	0- 0	0- 0	1- 1				
5- 2	0- 0	0- 0	CONFERENCE	0- 1	0- 0	5- 1				
4- 1	0- 0	0- 0	HOME	0- 0	0- 0	4- 1				
1- 1	0- 0	0- 0	AWAY	0- 1	0- 0	1- 0				
0- 0	0- 0	0- 0	NEUTRAL	0- 0	0- 0	0- 0				

RPI 1-25				RPI 26-50				RPI 51-100				RPI 101+ Team's RPI: 204			
RPI	S	Opponent	Score	RPI	S	Opponent	Score	RPI	S	Opponent	Score	RPI	S	Opponent	Score
2	A	Baylor	39 100	48	A	LSU	44 76	57	A	Auburn	59 80	156	A	Texas St.	67 72
								72	A	SFA	62 70	192	N	Delaware	56 71
								88	A	Tulane	46 71	246	N	Texas Southern	58 57
												266	A	UTEP	58 56
												274	H	A&M-Corpus Christi	85 55
												293	H	Mississippi Val.	72 47
												304	H	Incarate Word	86 62
												306	A	Central Ark.	64 60
												314	A	La.-Monroe	55 54
												322	H	McNeese	68 69
												329	H	Northwestern St.	97 86
												331	H	Houston Baptist	77 54
LAST 12 Division I GAMES:															
322	H	McNeese	68 69	192	N	Delaware	56 71								
331	H	Houston Baptist	77 54	156	A	Texas St.	67 72								
72	A	SFA	62 70	274	H	A&M-Corpus Christi	85 55								
304	H	Incarate Word	86 62	306	A	Central Ark.	64 60								
329	H	Northwestern St.	97 86	314	A	La.-Monroe	55 54								
48	A	LSU	44 76	88	A	Tulane	46 71								

Non-Div I Games: Southern-N.O. 86 49 William Carey 86 45

Nicholls St.

Average RPI Win:	304	WON-LOST	WINNING	LAST 10	STRENGTH OF	OPP. STRENGTH	TEAM	ADJ.	CONF.	ADJ CONF.
Average RPI Loss:	165	RECORD	PCT. RANK	GAMES	SCHEDULE	OF SCHEDULE	RPI	RPI	RPI	RPI
DIV. I ONLY	9- 8	154	7-3	337	294	260	260	32	32	
DIV. I NON-CONF.	3- 8	267	1- 0	269	189	302	302	32	32	

TOTALS	RPI 1-25	RPI 26-50	W-L RECORDS	RPI 51-100	RPI 101-150	RPI 150+				
9- 8	0- 0	0- 0	OVERALL	0- 1	0- 4	9- 3				
5- 2	0- 0	0- 0	HOME	0- 0	0- 1	5- 1				
3- 6	0- 0	0- 0	AWAY	0- 1	0- 3	3- 2				
1- 0	0- 0	0- 0	NEUTRAL	0- 0	0- 0	1- 0				
3- 8	0- 0	0- 0	NON-CONFERENCE	0- 1	0- 4	3- 3				
2- 2	0- 0	0- 0	HOME	0- 0	0- 1	2- 1				
0- 6	0- 0	0- 0	AWAY	0- 1	0- 3	0- 2				
1- 0	0- 0	0- 0	NEUTRAL	0- 0	0- 0	1- 0				
6- 0	0- 0	0- 0	CONFERENCE	0- 0	0- 0	6- 0				
3- 0	0- 0	0- 0	HOME	0- 0	0- 0	3- 0				
3- 0	0- 0	0- 0	AWAY	0- 0	0- 0	3- 0				
0- 0	0- 0	0- 0	NEUTRAL	0- 0	0- 0	0- 0				

RPI 1-25				RPI 26-50				RPI 51-100				RPI 101+				Team's RPI: 260
RPI	S	Opponent	Score	RPI	S	Opponent	Score	RPI	S	Opponent	Score	RPI	S	Opponent	Score	
								58	A	Old Domini on	53 69	121	A	Wake Forest	61 63	
												131	A	Lehigh	41 62	
												139	A	High Point	51 83	
												148	H	William & Mary	44 55	
												203	A	Ole Miss	42 60	
												205	H	Navy	65 58	
												238	H	Campbell	49 57	
												267	N	Liberty	66 53	
												276	H	Bethune-Cookman	57 50	
												281	A	La Salle	52 62	
												302	A	Coppin St.	68 63	
												312	A	South Carolina St.	57 50	
												339	A	Savannah St.	78 42	
												345	H	Florida A&M	60 58	
												346	H	Longwood	74 42	
												348	H	Delaware St.	63 50	

LAST 12 Division I GAMES:																
				302	A	Coppin St.	68 63					267	N	Liberty	66 53	
				345	H	Florida A&M	60 58					312	A	South Carolina St.	57 50	
				348	H	Delaware St.	63 50					339	A	Savannah St.	78 42	
				121	A	Wake Forest	61 63					276	H	Bethune-Cookman	57 50	
				148	H	William & Mary	44 55					346	H	Longwood	74 42	
				139	A	High Point	51 83					281	A	La Salle	52 62	

Non-Div I Games: Cheyney 93 40 Saint Augustine's 71 38

Norfolk St.

Average RPI Win:	140	WON-LOST	WINNING	LAST 10	STRENGTH OF	OPP. STRENGTH	TEAM	ADJ.	CONF.	ADJ CONF.
Average RPI Loss:	49	RECORD	PCT. RANK	GAMES	SCHEDULE	OF SCHEDULE	RPI	RPI	RPI	RPI
DIV. I ONLY	11- 9	152	5-5	11	51	42	42	1	1	
DIV. I NON-CONF.	9- 5	105	0- 0	36	100	51	51	1	1	

TOTALS	RPI 1-25	RPI 26-50	W-L RECORDS	RPI 51-100	RPI 101-150	RPI 150+				
11- 9	0- 4	1- 1	OVERALL	3- 2	4- 2	3- 0				
6- 2	0- 1	0- 0	HOME	1- 1	3- 0	2- 0				
2- 5	0- 2	0- 1	AWAY	1- 0	0- 2	1- 0				
3- 2	0- 1	1- 0	NEUTRAL	1- 1	1- 0	0- 0				
9- 5	0- 1	1- 0	NON-CONFERENCE	2- 2	3- 2	3- 0				
5- 1	0- 0	0- 0	HOME	1- 1	2- 0	2- 0				
1- 2	0- 0	0- 0	AWAY	0- 0	0- 2	1- 0				
3- 2	0- 1	1- 0	NEUTRAL	1- 1	1- 0	0- 0				
2- 4	0- 3	0- 1	CONFERENCE	1- 0	1- 0	0- 0				
1- 1	0- 1	0- 0	HOME	0- 0	1- 0	0- 0				
1- 3	0- 2	0- 1	AWAY	1- 0	0- 0	0- 0				
0- 0	0- 0	0- 0	NEUTRAL	0- 0	0- 0	0- 0				

RPI 1-25				RPI 26-50				Team's RPI: 42				RPI 51-100				RPI 101+			
RPI	S	Opponent	Score	RPI	S	Opponent	Score	RPI	S	Opponent	Score	RPI	S	Opponent	Score	RPI	S	Opponent	Score
5	A	Louisville	66 73	30	A	Miami (FL)	68 76	57	N	Auburn	81 86	109	A	Ohio St.	69 76				
9	A	Syracuse	77 90	50	N	UCLA	83 49	59	H	Maine	73 85	117	H	UNCW	82 55				
19	N	Kentucky	75 85					81	N	Rice	71 50	121	H	Wake Forest	84 61				
25	H	Florida St.	63 64					86	A	Virginia Tech	81 69	124	A	Colorado	74 86				
								89	H	Kent St.	73 60	134	H	VCU	59 47				
												137	N	South Fla.	71 69				
												190	A	Elon	100 69				
												221	H	Howard	85 63				
												316	H	UNC Greensboro	83 62				
LAST 12 Division I GAMES:																			
25	H	Florida St.	63 64	86	A	Virginia Tech	81 69												
5	A	Louisville	66 73	30	A	Miami (FL)	68 76												
221	H	Howard	85 63	121	H	Wake Forest	84 61												
57	N	Auburn	81 86	9	A	Syracuse	77 90												
81	N	Rice	71 50	117	H	UNCW	82 55												
316	H	UNC Greensboro	83 62	59	H	Maine	73 85												

Non-Div I Games:

North Carolina

Average RPI Win:	262	WON-LOST	WINNING	LAST 10	STRENGTH OF	OPP. STRENGTH	TEAM	ADJ.	CONF.	ADJ CONF.
Average RPI Loss:	134	RECORD	PCT. RANK	GAMES	SCHEDULE	OF SCHEDULE	RPI	RPI	RPI	RPI
DIV. I ONLY	7- 13	254	5-5	225	134	223	223	18	18	
DIV. I NON-CONF.	4- 8	241	0- 0	203	69	193	193	16	16	

TOTALS	RPI 1-25	RPI 26-50	W-L RECORDS	RPI 51-100	RPI 101-150	RPI 150+				
7- 13	0- 2	0- 2	OVERALL	0- 2	0- 1	7- 6				
2- 4	0- 0	0- 2	HOME	0- 0	0- 0	2- 2				
3- 9	0- 2	0- 0	AWAY	0- 2	0- 1	3- 4				
2- 0	0- 0	0- 0	NEUTRAL	0- 0	0- 0	2- 0				
4- 8	0- 2	0- 0	NON-CONFERENCE	0- 2	0- 0	4- 4				
0- 1	0- 0	0- 0	HOME	0- 0	0- 0	0- 1				
2- 7	0- 2	0- 0	AWAY	0- 2	0- 0	2- 3				
2- 0	0- 0	0- 0	NEUTRAL	0- 0	0- 0	2- 0				
3- 5	0- 0	0- 2	CONFERENCE	0- 0	0- 1	3- 2				
2- 3	0- 0	0- 2	HOME	0- 0	0- 0	2- 1				
1- 2	0- 0	0- 0	AWAY	0- 0	0- 1	1- 1				
0- 0	0- 0	0- 0	NEUTRAL	0- 0	0- 0	0- 0				

RPI 1-25				RPI 26-50				RPI 51-100				RPI 101+ Team's RPI: 223			
RPI	S	Opponent	Score	RPI	S	Opponent	Score	RPI	S	Opponent	Score	RPI	S	Opponent	Score
9	A	Syracuse	49 85	30	H	South Dakota	50 80	74	A	UNI	60 64	150	A	Denver	66 87
12	A	Iowa St.	35 87	32	H	South Dakota St.	48 66	96	A	Penn St.	68 75	168	A	Oral Roberts	75 67
												176	A	Rhode Island	63 77
												182	A	Massachusetts	59 52
												183	A	Illinois St.	55 67
												193	H	Milwaukee	46 64
												236	N	San Francisco	100 97
												240	H	Western Ill.	80 92
												248	A	Stetson	63 74
												290	N	Western Mich.	62 50
												303	A	North Dakota St.	57 69
												305	A	Valparaiso	62 56
												318	H	Omaha	68 57
												335	H	Purdue Fort Wayne	79 60
LAST 12 Division I GAMES:															
318	H	Omaha	68 57	30	H	South Dakota	50 80	303	A	North Dakota St.	57 69				
150	A	Denver	66 87	32	H	South Dakota St.	48 66	240	H	Western Ill.	80 92				
168	A	Oral Roberts	75 67	248	A	Stetson	63 74	12	A	Iowa St.	35 87				
335	H	Purdue Fort Wayne	79 60												
236	N	San Francisco	100 97												
290	N	Western Mich.	62 50												

Non-Div I Games: Mayville St. 84 50

North Dakota

Average RPI Win:	283	WON-LOST	WINNING	LAST 10	STRENGTH OF	OPP. STRENGTH	TEAM	ADJ.	CONF.	ADJ CONF.
Average RPI Loss:	155	RECORD	PCT. RANK	GAMES	SCHEDULE	OF SCHEDULE	RPI	RPI	RPI	RPI
DIV. I ONLY	5- 13	283	4-6	275	183	303	303	18	18	
DIV. I NON-CONF.	2- 9	297	0- 0	299	170	331	331	16	16	

TOTALS	RPI 1-25	RPI 26-50	W-L RECORDS	RPI 51-100	RPI 101-150	RPI 150+				
5- 13	0- 0	0- 2	OVERALL	0- 2	0- 2	5- 7				
4- 4	0- 0	0- 1	HOME	0- 1	0- 0	4- 2				
1- 7	0- 0	0- 1	AWAY	0- 1	0- 2	1- 3				
0- 2	0- 0	0- 0	NEUTRAL	0- 0	0- 0	0- 2				
2- 9	0- 0	0- 0	NON-CONFERENCE	0- 2	0- 1	2- 6				
1- 3	0- 0	0- 0	HOME	0- 1	0- 0	1- 2				
1- 4	0- 0	0- 0	AWAY	0- 1	0- 1	1- 2				
0- 2	0- 0	0- 0	NEUTRAL	0- 0	0- 0	0- 2				
3- 4	0- 0	0- 2	CONFERENCE	0- 0	0- 1	3- 1				
3- 1	0- 0	0- 1	HOME	0- 0	0- 0	3- 0				
0- 3	0- 0	0- 1	AWAY	0- 0	0- 1	0- 1				
0- 0	0- 0	0- 0	NEUTRAL	0- 0	0- 0	0- 0				

RPI 1-25				RPI 26-50				RPI 51-100				RPI 101+				Team's RPI: 303
RPI	S	Opponent	Score	RPI	S	Opponent	Score	RPI	S	Opponent	Score	RPI	S	Opponent	Score	
				30	H	South Dakota	41 67	67	H	Creighton	51 86	112	A	Northern Ill.	63 81	
				32	A	South Dakota St.	33 86	76	A	Pacific	68 75	150	A	Denver	54 81	
												177	A	Wisconsin	53 64	
												187	N	North Texas	78 92	
												188	H	UMKC	59 69	
												193	H	Milwaukee	55 57	
												223	H	North Dakota	69 57	
												236	N	San Francisco	42 75	
												240	H	Western Ill.	68 60	
												248	A	Stetson	59 60	
												305	A	Valparaiso	51 48	
												310	H	New Hampshire	56 51	
												318	A	Omaha	61 78	
												335	H	Purdue Fort Wayne	70 54	
LAST 12 Division I GAMES:																
				318	A	Omaha	61 78	32	A	South Dakota St.	33 86					
				30	H	South Dakota	41 67	223	H	North Dakota	69 57					
				335	H	Purdue Fort Wayne	70 54	150	A	Denver	54 81					
				248	A	Stetson	59 60	240	H	Western Ill.	68 60					
				236	N	San Francisco	42 75	193	H	Milwaukee	55 57					
				305	A	Valparaiso	51 48	188	H	UMKC	59 69					

Non-Div I Games: Mayville St. 49 43

North Dakota St.

Average RPI Win:	313	WON-LOST	WINNING	LAST 10	STRENGTH OF	OPP. STRENGTH	TEAM	ADJ.	CONF.	ADJ CONF.
Average RPI Loss:	174	RECORD	PCT. RANK	GAMES	SCHEDULE	OF SCHEDULE	RPI	RPI	RPI	RPI
DIV. I ONLY	5- 10	255	3-7	280	281	299	299	25	25	
DIV. I NON-CONF.	3- 6	241	0- 0	305	269	314	314	27	27	

TOTALS	RPI 1-25	RPI 26-50	W-L RECORDS	RPI 51-100	RPI 101-150	RPI 150+				
5- 10	0- 1	0- 1	OVERALL	0- 1	0- 0	5- 7				
4- 4	0- 0	0- 0	HOME	0- 1	0- 0	4- 3				
1- 6	0- 1	0- 1	AWAY	0- 0	0- 0	1- 4				
0- 0	0- 0	0- 0	NEUTRAL	0- 0	0- 0	0- 0				
3- 6	0- 1	0- 1	NON-CONFERENCE	0- 0	0- 0	3- 4				
3- 1	0- 0	0- 0	HOME	0- 0	0- 0	3- 1				
0- 5	0- 1	0- 1	AWAY	0- 0	0- 0	0- 3				
0- 0	0- 0	0- 0	NEUTRAL	0- 0	0- 0	0- 0				
2- 4	0- 0	0- 0	CONFERENCE	0- 1	0- 0	2- 3				
1- 3	0- 0	0- 0	HOME	0- 1	0- 0	1- 2				
1- 1	0- 0	0- 0	AWAY	0- 0	0- 0	1- 1				
0- 0	0- 0	0- 0	NEUTRAL	0- 0	0- 0	0- 0				

RPI 1-25				RPI 26-50				RPI 51-100				RPI 101+ Team's RPI: 299			
RPI	S	Opponent	Score	RPI	S	Opponent	Score	RPI	S	Opponent	Score	RPI	S	Opponent	Score
25	A	Florida St.	53 74	28	A	Indiana	52 75	95	H	FGCU	66 105	154	H	North Ala.	64 70
												195	H	Jacksonville	72 80
												203	A	Ole Miss	69 82
												210	A	Colorado St.	59 61
												248	H	Stetson	71 57
												267	A	Liberty	53 69
												276	A	Bethune-Cookman	60 76
												282	H	Alabama A&M	62 63
												308	H	FIU	62 53
												326	A	Lipscomb	68 53
												336	H	Charleston So.	82 76
												345	H	Florida A&M	64 53
LAST 12 Division I GAMES:															
326	A	Lipscomb	68 53	195	H	Jacksonville	72 80	267	A	Liberty	53 69	248	H	Stetson	71 57
154	H	North Ala.	64 70	210	A	Colorado St.	59 61	95	H	FGCU	66 105	308	H	FIU	62 53
203	A	Ole Miss	69 82	276	A	Bethune-Cookman	60 76	336	H	Charleston So.	82 76				
282	H	Alabama A&M	62 63												
276	A	Bethune-Cookman	60 76												
308	H	FIU	62 53												

Non-Div I Games: Trinity Baptist 99 40 Warner 67 36

North Florida

■ Loss,
 ■ Non-Conf, S Site,
 ■ Home
 ■ Away
 N Neutral

Average RPI Win:	231	WON-LOST	WINNING	LAST 10	STRENGTH OF	OPP. STRENGTH	TEAM	ADJ.	CONF.	ADJ CONF.
Average RPI Loss:	125	RECORD	PCT. RANK	GAMES	SCHEDULE	OF SCHEDULE	RPI	RPI	RPI	RPI
DIV. I ONLY	7- 8	196	6-4	168	156	187	187	15	15	
DIV. I NON-CONF.	4- 5	190	0- 0	192	136	227	227	18	18	

TOTALS	RPI 1-25	RPI 26-50	W-L RECORDS	RPI 51-100	RPI 101-150	RPI 150+				
7- 8	0- 1	0- 1	OVERALL	1- 2	1- 1	5- 3				
4- 3	0- 1	0- 0	HOME	1- 0	0- 0	3- 2				
2- 4	0- 0	0- 1	AWAY	0- 1	1- 1	1- 1				
1- 1	0- 0	0- 0	NEUTRAL	0- 1	0- 0	1- 0				
4- 5	0- 1	0- 1	NON-CONFERENCE	1- 1	0- 0	3- 2				
3- 2	0- 1	0- 0	HOME	1- 0	0- 0	2- 1				
0- 2	0- 0	0- 1	AWAY	0- 0	0- 0	0- 1				
1- 1	0- 0	0- 0	NEUTRAL	0- 1	0- 0	1- 0				
3- 3	0- 0	0- 0	CONFERENCE	0- 1	1- 1	2- 1				
1- 1	0- 0	0- 0	HOME	0- 0	0- 0	1- 1				
2- 2	0- 0	0- 0	AWAY	0- 1	1- 1	1- 0				
0- 0	0- 0	0- 0	NEUTRAL	0- 0	0- 0	0- 0				

RPI 1-25				RPI 26-50				RPI 51-100				RPI 101+ Team's RPI: 187			
RPI	S	Opponent	Score	RPI	S	Opponent	Score	RPI	S	Opponent	Score	RPI	S	Opponent	Score
24	H	Texas	54 64	39	A	Kansas St.	42 60	80	N	Wyoming	49 53	144	A	Louisiana Tech	65 54
								81	A	Rice	52 64	147	A	UAB	60 70
								94	H	Missouri St.	83 76	157	H	Utah St.	41 57
												191	A	Southern Miss.	62 48
												209	A	SMU	66 73
												262	H	UTSA	54 57
												266	H	UTEP	70 51
												285	H	CSU Bakersfield	71 59
												303	N	North Dakota St.	92 78
												331	H	Houston Baptist	100 75

LAST 12 Division I GAMES:															
191	A	Southern Miss.	62 48	147	A	UAB	60 70								
144	A	Louisiana Tech	65 54	81	A	Rice	52 64								
285	H	CSU Bakersfield	71 59	262	H	UTSA	54 57								
157	H	Utah St.	41 57	266	H	UTEP	70 51								
331	H	Houston Baptist	100 75	209	A	SMU	66 73								
94	H	Missouri St.	83 76	303	N	North Dakota St.	92 78								

Non-Div I Games: Mid-Amer. Christian 82 35 Xavier (LA) 59 46 Okla. Panhandle 93 52

North Texas

Loss, Non-Conf, S Site, H Home A Away N Neutral

Average RPI Win:	179	WON-LOST	WINNING	LAST 10	STRENGTH OF	OPP. STRENGTH	TEAM	ADJ.	CONF.	ADJ CONF.
Average RPI Loss:	103	RECORD	PCT. RANK	GAMES	SCHEDULE	OF SCHEDULE	RPI	RPI	RPI	RPI
DIV. I ONLY	13- 4	40	6-4	122	141	51	51	10	10	
DIV. I NON-CONF.	10- 1	18	0- 0	183	148	32	32	13	13	

TOTALS	RPI 1-25	RPI 26-50	W-L RECORDS	RPI 51-100	RPI 101-150	RPI 150+				
13- 4	0- 0	0- 0	OVERALL	2- 1	3- 3	8- 0				
9- 1	0- 0	0- 0	HOME	1- 0	2- 1	6- 0				
4- 3	0- 0	0- 0	AWAY	1- 1	1- 2	2- 0				
0- 0	0- 0	0- 0	NEUTRAL	0- 0	0- 0	0- 0				
10- 1	0- 0	0- 0	NON-CONFERENCE	2- 0	2- 1	6- 0				
6- 0	0- 0	0- 0	HOME	1- 0	1- 0	4- 0				
4- 1	0- 0	0- 0	AWAY	1- 0	1- 1	2- 0				
0- 0	0- 0	0- 0	NEUTRAL	0- 0	0- 0	0- 0				
3- 3	0- 0	0- 0	CONFERENCE	0- 1	1- 2	2- 0				
3- 1	0- 0	0- 0	HOME	0- 0	1- 1	2- 0				
0- 2	0- 0	0- 0	AWAY	0- 1	0- 1	0- 0				
0- 0	0- 0	0- 0	NEUTRAL	0- 0	0- 0	0- 0				

RPI 1-25				RPI 26-50				RPI 51-100				RPI 101+			
RPI	S	Opponent	Score	RPI	S	Opponent	Score	RPI	S	Opponent	Score	RPI	S	Opponent	Score
								55	A	James Madison	49 84	103	A	Towson	83 88
								59	H	Maine	63 55	110	A	Dayton	84 79
								90	A	Providence	65 59	120	H	Drexel	59 61
												130	H	Fordham	58 54
												132	A	Marist	84 90
												148	H	William & Mary	88 74
												178	H	Boston U.	81 51
												182	H	Massachusetts	53 52
												190	H	Elon	79 71
												192	H	Delaware	75 62
												214	A	Florida	79 66
												219	H	Air Force	54 41
												301	A	Fairfield	59 50
												310	H	New Hampshire	69 54

LAST 12 Division I GAMES:															
				148	H	William & Mary	88 74	192	H	Delaware	75 62				
				190	H	Elon	79 71	120	H	Drexel	59 61				
				59	H	Maine	63 55	55	A	James Madison	49 84				
				132	A	Marist	84 90	103	A	Towson	83 88				
				90	A	Providence	65 59	182	H	Massachusetts	53 52				
				301	A	Fairfield	59 50	214	A	Florida	79 66				

Non-Div I Games:

Northeastern

Average RPI Win:	231	WON-LOST	WINNING	LAST 10	STRENGTH OF	OPP. STRENGTH	TEAM	ADJ.	CONF.	ADJ CONF.
Average RPI Loss:	150	RECORD	PCT. RANK	GAMES	SCHEDULE	OF SCHEDULE	RPI	RPI	RPI	RPI
DIV. I ONLY	5- 11	264	1-9	223	150	254	254	16	16	
DIV. I NON-CONF.	4- 5	190	0- 1	206	93	189	189	12	12	

TOTALS	RPI 1-25	RPI 26-50	W-L RECORDS	RPI 51-100	RPI 101-150	RPI 150+				
5- 11	0- 0	0- 1	OVERALL	0- 1	2- 3	3- 6				
3- 3	0- 0	0- 1	HOME	0- 0	1- 1	2- 1				
2- 7	0- 0	0- 0	AWAY	0- 1	1- 2	1- 4				
0- 1	0- 0	0- 0	NEUTRAL	0- 0	0- 0	0- 1				
4- 5	0- 0	0- 1	NON-CONFERENCE	0- 1	2- 1	2- 2				
2- 1	0- 0	0- 1	HOME	0- 0	1- 0	1- 0				
2- 3	0- 0	0- 0	AWAY	0- 1	1- 1	1- 1				
0- 1	0- 0	0- 0	NEUTRAL	0- 0	0- 0	0- 1				
1- 6	0- 0	0- 0	CONFERENCE	0- 0	0- 2	1- 4				
1- 2	0- 0	0- 0	HOME	0- 0	0- 1	1- 1				
0- 4	0- 0	0- 0	AWAY	0- 0	0- 1	0- 3				
0- 0	0- 0	0- 0	NEUTRAL	0- 0	0- 0	0- 0				

RPI	S	Opponent	Score	RPI	S	Opponent	Score	RPI	S	Opponent	Score	RPI	S	Opponent	Score	Team's RPI: 254
46	H	New Mexico	55 84	52	A	Arizona	47 71	107	H	Idaho St.	69 80	108	A	Washington	59 81	
								115	A	Loyola Marymount	63 62	119	H	Fresno St.	86 73	
								140	A	Portland St.	55 72	151	A	Montana	62 78	
								153	A	Montana St.	70 80	209	N	SMU	48 55	
								210	A	Colorado St.	54 65	220	H	Southern Utah	76 82	
								252	A	Sacramento St.	61 65	271	H	California Baptist	91 88	
								311	H	Weber St.	74 64	338	A	Seattle U	65 58	

LAST 12 Division I GAMES:																
107	H	Idaho St.	69 80	209	N	SMU	48 55									
311	H	Weber St.	74 64	140	A	Portland St.	55 72									
153	A	Montana St.	70 80	252	A	Sacramento St.	61 65									
151	A	Montana	62 78	220	H	Southern Utah	76 82									
52	A	Arizona	47 71	210	A	Colorado St.	54 65									
46	H	New Mexico	55 84	115	A	Loyola Marymount	63 62									

Non-Div I Games:

Northern Ariz.

Average RPI Win:	176	WON-LOST	WINNING	LAST 10	STRENGTH OF	OPP. STRENGTH	TEAM	ADJ.	CONF.	ADJ CONF.
Average RPI Loss:	146	RECORD	PCT. RANK	GAMES	SCHEDULE	OF SCHEDULE	RPI	RPI	RPI	RPI
DIV. I ONLY	12- 6	84	7-3	205	77	106	106	16	16	
DIV. I NON-CONF.	5- 4	139	0- 0	202	18	97	97	12	12	

TOTALS	RPI 1-25	RPI 26-50	W-L RECORDS	RPI 51-100	RPI 101-150	RPI 150+				
12- 6	0- 1	0- 1	OVERALL	0- 0	5- 1	7- 3				
6- 2	0- 0	0- 0	HOME	0- 0	4- 0	2- 2				
6- 4	0- 1	0- 1	AWAY	0- 0	1- 1	5- 1				
0- 0	0- 0	0- 0	NEUTRAL	0- 0	0- 0	0- 0				
5- 4	0- 1	0- 1	NON-CONFERENCE	0- 0	2- 1	3- 1				
3- 0	0- 0	0- 0	HOME	0- 0	2- 0	1- 0				
2- 4	0- 1	0- 1	AWAY	0- 0	0- 1	2- 1				
0- 0	0- 0	0- 0	NEUTRAL	0- 0	0- 0	0- 0				
7- 2	0- 0	0- 0	CONFERENCE	0- 0	3- 0	4- 2				
3- 2	0- 0	0- 0	HOME	0- 0	2- 0	1- 2				
4- 0	0- 0	0- 0	AWAY	0- 0	1- 0	3- 0				
0- 0	0- 0	0- 0	NEUTRAL	0- 0	0- 0	0- 0				

RPI 1-25				RPI 26-50				RPI 51-100				RPI 101+ Team's RPI: 106			
RPI	S	Opponent	Score	RPI	S	Opponent	Score	RPI	S	Opponent	Score	RPI	S	Opponent	Score
20	A	BYU	50 70	48	A	LSU	57 62					107	H	Idaho St.	60 56
												124	A	Colorado	69 77
												127	A	Idaho	86 72
												133	H	Chattanooga	68 65
												140	H	Portland St.	79 63
												150	H	Denver	74 66
												151	A	Montana	73 62
												153	H	Montana St.	66 79
												174	A	Eastern Wash.	67 62
												209	H	SMU	58 57
												210	A	Colorado St.	53 47
												219	A	Air Force	57 69
												220	A	Southern Utah	71 44
												236	A	San Francisco	68 63
												252	H	Sacramento St.	82 69
												311	H	Weber St.	54 55

LAST 12 Division I GAMES:															
151	A	Montana	73 62	220	A	Southern Utah	71 44								
174	A	Eastern Wash.	67 62	107	H	Idaho St.	60 56								
127	A	Idaho	86 72	311	H	Weber St.	54 55								
140	H	Portland St.	79 63	153	H	Montana St.	66 79								
252	H	Sacramento St.	82 69	133	H	Chattanooga	68 65								
20	A	BYU	50 70	209	H	SMU	58 57								

Non-Div I Games:

Northern Colo.

Average RPI Win:	206	WON-LOST	WINNING	LAST 10	STRENGTH OF	OPP. STRENGTH	TEAM	ADJ.	CONF.	ADJ CONF.
Average RPI Loss:	71	RECORD	PCT. RANK	GAMES	SCHEDULE	OF SCHEDULE	RPI	RPI	RPI	RPI
DIV. I ONLY	11- 7	115	7-3	110	117	112	112	8	8	
DIV. I NON-CONF.	8- 4	91	1- 0	240	101	108	108	8	8	

TOTALS	RPI 1-25	RPI 26-50	W-L RECORDS	RPI 51-100	RPI 101-150	RPI 150+				
11- 7	0- 2	0- 2	OVERALL	2- 1	1- 0	8- 2				
8- 2	0- 1	0- 1	HOME	2- 0	1- 0	5- 0				
1- 5	0- 1	0- 1	AWAY	0- 1	0- 0	1- 2				
2- 0	0- 0	0- 0	NEUTRAL	0- 0	0- 0	2- 0				
8- 4	0- 1	0- 1	NON-CONFERENCE	1- 0	1- 0	6- 2				
6- 0	0- 0	0- 0	HOME	1- 0	1- 0	4- 0				
0- 4	0- 1	0- 1	AWAY	0- 0	0- 0	0- 2				
2- 0	0- 0	0- 0	NEUTRAL	0- 0	0- 0	2- 0				
3- 3	0- 1	0- 1	CONFERENCE	1- 1	0- 0	2- 0				
2- 2	0- 1	0- 1	HOME	1- 0	0- 0	1- 0				
1- 1	0- 0	0- 0	AWAY	0- 1	0- 0	1- 0				
0- 0	0- 0	0- 0	NEUTRAL	0- 0	0- 0	0- 0				

RPI 1-25				RPI 26-50				RPI 51-100				RPI 101+ Team's RPI: 112			
RPI	S	Opponent	Score	RPI	S	Opponent	Score	RPI	S	Opponent	Score	RPI	S	Opponent	Score
12	A	Iowa St.	60 70	28	A	Indiana	73 91	74	H	UNI	70 59	105	H	Yale	89 80
22	H	Central Mich.	66 89	34	H	Ohio	53 69	89	A	Kent St.	78 87	151	A	Montana	70 86
								91	H	Miami (OH)	82 71	163	A	Southern Ill.	73 82
												179	H	Akron	70 59
												207	H	Brown	109 102
												235	A	Bowling Green	66 52
												237	N	Nevada	98 69
												240	N	Western Ill.	86 61
												251	H	Eastern Ill.	78 59
												303	H	North Dakota St.	81 63
												344	H	Chicago St.	114 52

LAST 12 Division I GAMES:															
179	H	Akron	70 59	237	N	Nevada	98 69	74	H	UNI	70 59	12	A	Iowa St.	60 70
235	A	Bowling Green	66 52					34	H	Ohio	53 69	89	A	Kent St.	78 87
22	H	Central Mich.	66 89					91	H	Miami (OH)	82 71	344	H	Chicago St.	114 52
89	A	Kent St.	78 87	207	H	Brown	109 102	251	H	Eastern Ill.	78 59				

Non-Div I Games:

Northern Ill.

Average RPI Win: **263**
 Average RPI Loss: **146**

WON-LOST
RECORD

WINNING
PCT. RANK

LAST 10
GAMES

STRENGTH OF
SCHEDULE

OPP. STRENGTH
OF SCHEDULE

TEAM
RPI

ADJ.
RPI

CONF.
RPI

ADJ CONF.
RPI

DIV. I ONLY	2- 14	331	2-8	114	225	279	279	20	20
DIV. I NON-CONF.	0- 9	336	0- 0	94	227	308	308	19	19
<hr/>									
TOTALS	RPI 1-25	RPI 26-50	W-L RECORDS	RPI 51-100	RPI 101-150	RPI 150+			
2- 14	0- 1	0- 0	OVERALL	0- 5	0- 2	2- 6			
1- 4	0- 0	0- 0	HOME	0- 3	0- 0	1- 1			
1- 7	0- 1	0- 0	AWAY	0- 2	0- 2	1- 2			
0- 3	0- 0	0- 0	NEUTRAL	0- 0	0- 0	0- 3			
0- 9	0- 1	0- 0	NON-CONFERENCE	0- 3	0- 0	0- 5			
0- 2	0- 0	0- 0	HOME	0- 1	0- 0	0- 1			
0- 4	0- 1	0- 0	AWAY	0- 2	0- 0	0- 1			
0- 3	0- 0	0- 0	NEUTRAL	0- 0	0- 0	0- 3			
2- 5	0- 0	0- 0	CONFERENCE	0- 2	0- 2	2- 1			
1- 2	0- 0	0- 0	HOME	0- 2	0- 0	1- 0			
1- 3	0- 0	0- 0	AWAY	0- 0	0- 2	1- 1			
0- 0	0- 0	0- 0	NEUTRAL	0- 0	0- 0	0- 0			

RPI 1-25				RPI 26-50				RPI 51-100				RPI 101+				Team's RPI: 279
RPI	S	Opponent	Score	RPI	S	Opponent	Score	RPI	S	Opponent	Score	RPI	S	Opponent	Score	
5	A	Louisville	59 92					65	H	Green Bay	61 81	123	A	Youngstown St.	66 77	
								75	H	Belmont	53 71	142	A	IUPUI	48 70	
								79	H	Wright St.	55 61	160	N	Pepperdine	46 51	
								89	A	Kent St.	61 62	179	N	Akron	60 77	
								90	A	Providence	43 48	183	H	Illinois St.	53 58	
												193	H	Milwaukee	55 54	
												263	A	Cleveland St.	47 76	
												281	N	La Salle	56 74	
												307	A	Austin Peay	48 52	
												332	A	UIC	67 49	
<hr/>																
LAST 12 Division I GAMES:																
				193	H	Milwaukee	55 54	123	A	Youngstown St.	66 77					
				142	A	IUPUI	48 70	263	A	Cleveland St.	47 76					
				332	A	UIC	67 49	79	H	Wright St.	55 61					
				160	N	Pepperdine	46 51	65	H	Green Bay	61 81					
				90	A	Providence	43 48	5	A	Louisville	59 92					
				281	N	La Salle	56 74	183	H	Illinois St.	53 58					

Non-Div I Games: Alderson Broadus 73 32

Northern Ky.

Average RPI Win:	158	WON-LOST	WINNING	LAST 10	STRENGTH OF	OPP. STRENGTH	TEAM	ADJ.	CONF.	ADJ CONF.
Average RPI Loss:	49	RECORD	PCT. RANK	GAMES	SCHEDULE	OF SCHEDULE	RPI	RPI	RPI	RPI
DIV. I ONLY	12- 7	101	6-4	72	33	69	69	4	4	
DIV. I NON-CONF.	7- 4	109	0- 1	182	49	127	127	5	5	

TOTALS	RPI 1-25	RPI 26-50	W-L RECORDS	RPI 51-100	RPI 101-150	RPI 150+				
12- 7	0- 2	3- 2	OVERALL	2- 2	1- 1	6- 0				
7- 3	0- 1	2- 1	HOME	0- 0	1- 1	4- 0				
4- 3	0- 1	1- 1	AWAY	2- 1	0- 0	1- 0				
1- 1	0- 0	0- 0	NEUTRAL	0- 1	0- 0	1- 0				
7- 4	0- 1	1- 1	NON-CONFERENCE	1- 1	1- 1	4- 0				
4- 2	0- 1	1- 0	HOME	0- 0	1- 1	2- 0				
2- 1	0- 0	0- 1	AWAY	1- 0	0- 0	1- 0				
1- 1	0- 0	0- 0	NEUTRAL	0- 1	0- 0	1- 0				
5- 3	0- 1	2- 1	CONFERENCE	1- 1	0- 0	2- 0				
3- 1	0- 0	1- 1	HOME	0- 0	0- 0	2- 0				
2- 2	0- 1	1- 0	AWAY	1- 1	0- 0	0- 0				
0- 0	0- 0	0- 0	NEUTRAL	0- 0	0- 0	0- 0				

RPI 1-25				RPI 26-50				RPI 51-100				Team's RPI: 69				RPI 101+			
RPI	S	Opponent	Score	RPI	S	Opponent	Score	RPI	S	Opponent	Score	RPI	S	Opponent	Score	RPI	S	Opponent	Score
13	H	Marquette	57 76	27	H	Purdue	54 57	62	A	Mi chi gan	78 79	114	H	Pi ttsburgh	49 52				
16	A	Rutgers	41 45	28	A	Indi ana	75 69	65	A	Green Bay	57 55	135	H	UT Martin	90 64				
				29	H	Mi chi gan St.	70 62	66	N	Kansas	57 66	169	H	Illinois	68 45				
				43	A	DePaul	60 76	85	A	Nebraska	58 54	177	H	Wi sconsi n	72 46				
				47	H	Duke	84 58					214	A	Fl ori da	83 74				
												273	N	Wi chi ta St.	65 43				
												332	H	UIC	87 44				
												344	H	Chi cago St.	97 35				

LAST 12 Division I GAMES:																			
				27	H	Purdue	54 57	66	N	Kansas	57 66								
				62	A	Mi chi gan	78 79	85	A	Nebraska	58 54								
				29	H	Mi chi gan St.	70 62	177	H	Wi sconsi n	72 46								
				169	H	Illinois	68 45	28	A	Indi ana	75 69								
				16	A	Rutgers	41 45	344	H	Chi cago St.	97 35								
				273	N	Wi chi ta St.	65 43	13	H	Marquette	57 76								

Non-Div I Games:

Northwestern

Average RPI Win:	336	WON-LOST	WINNING	LAST 10	STRENGTH OF	OPP. STRENGTH	TEAM	ADJ.	CONF.	ADJ CONF.
Average RPI Loss:	164	RECORD	PCT. RANK	GAMES	SCHEDULE	OF SCHEDULE	RPI	RPI	RPI	RPI
DIV. I ONLY	2- 11	324	3-7	239	255	329	329	26	26	
DIV. I NON-CONF.	1- 6	318	0- 0	261	143	330	330	24	24	

TOTALS	RPI 1-25	RPI 26-50	W-L RECORDS	RPI 51-100	RPI 101-150	RPI 150+				
2- 11	0- 1	0- 0	OVERALL	0- 2	0- 2	2- 6				
2- 2	0- 0	0- 0	HOME	0- 0	0- 0	2- 2				
0- 9	0- 1	0- 0	AWAY	0- 2	0- 2	0- 4				
0- 0	0- 0	0- 0	NEUTRAL	0- 0	0- 0	0- 0				
1- 6	0- 1	0- 0	NON-CONFERENCE	0- 1	0- 2	1- 2				
1- 1	0- 0	0- 0	HOME	0- 0	0- 0	1- 1				
0- 5	0- 1	0- 0	AWAY	0- 1	0- 2	0- 1				
0- 0	0- 0	0- 0	NEUTRAL	0- 0	0- 0	0- 0				
1- 5	0- 0	0- 0	CONFERENCE	0- 1	0- 0	1- 4				
1- 1	0- 0	0- 0	HOME	0- 0	0- 0	1- 1				
0- 4	0- 0	0- 0	AWAY	0- 1	0- 0	0- 3				
0- 0	0- 0	0- 0	NEUTRAL	0- 0	0- 0	0- 0				

RPI 1-25				RPI 26-50				RPI 51-100				RPI 101+				Team's RPI: 329
RPI	S	Opponent	Score	RPI	S	Opponent	Score	RPI	S	Opponent	Score	RPI	S	Opponent	Score	
24	A	Texas	66 104					54	A	Arkansas	53 98	122	A	Al abama	73 87	
								72	A	SFA	56 84	143	A	Okl ahoma	56 93	
												172	H	Abilene Christian	63 72	
												191	A	Southern Miss.	54 69	
												204	A	Ni choll s St.	86 97	
												229	A	Sam Houston St.	55 66	
												274	A	A&M-Corpus Christi	55 79	
												314	H	La. -Monroe	55 63	
												322	H	McNeese	82 63	
												350	H	Al corn	78 65	
LAST 12 Division I GAMES:																
322	H	McNeese	82 63	229	A	Sam Houston St.	55 66									
204	A	Ni choll s St.	86 97	172	H	Abilene Christian	63 72									
24	A	Texas	66 104	72	A	SFA	56 84									
122	A	Al abama	73 87	274	A	A&M-Corpus Christi	55 79									
314	H	La. -Monroe	55 63	350	H	Al corn	78 65									
191	A	Southern Miss.	54 69	143	A	Okl ahoma	56 93									

Non-Div I Games: Loyola (LA) 71 66 Central Baptist 82 56 LeTourneau 100 40 Centenary (LA) 94 51 Northwestern St.

Average RPI	Win:	71	WON-LOST	WINNING	LAST 10	STRENGTH OF	OPP. STRENGTH	TEAM	ADJ.	CONF.	ADJ CONF.
Average RPI	Loss:	7	RECORD	PCT. RANK	GAMES	SCHEDULE	OF SCHEDULE	RPI	RPI	RPI	RPI
DIV. I ONLY		19- 1		2	10-0	1	6	1	1	1	1
DIV. I NON-CONF.		13- 1		9	1- 0	1	8	1	1	1	1

TOTALS	RPI 1-25		RPI 26-50		W-L RECORDS	RPI 51-100		RPI 101-150		RPI 150+	
19- 1	5- 1		4- 0		OVERALL	5- 0		4- 0		1- 0	
10- 1	2- 1		0- 0		HOME	3- 0		4- 0		1- 0	
6- 0	1- 0		3- 0		AWAY	2- 0		0- 0		0- 0	
3- 0	2- 0		1- 0		NEUTRAL	0- 0		0- 0		0- 0	
13- 1	4- 1		3- 0		NON-CONFERENCE	3- 0		2- 0		1- 0	
6- 1	1- 1		0- 0		HOME	2- 0		2- 0		1- 0	
4- 0	1- 0		2- 0		AWAY	1- 0		0- 0		0- 0	
3- 0	2- 0		1- 0		NEUTRAL	0- 0		0- 0		0- 0	
6- 0	1- 0		1- 0		CONFERENCE	2- 0		2- 0		0- 0	
4- 0	1- 0		0- 0		HOME	1- 0		2- 0		0- 0	
2- 0	0- 0		1- 0		AWAY	1- 0		0- 0		0- 0	
0- 0	0- 0		0- 0		NEUTRAL	0- 0		0- 0		0- 0	

RPI	S	Opponent	Score	RPI	S	Opponent	Score	RPI	S	Opponent	Score	RPI	S	Opponent	Score
5	H	Louisville	82 68	36	A	Georgia Tech	76 55	64	H	Harvard	103 58	114	H	Pittsburgh	100 44
7	H	UConn	71 89	40	N	Oregon St.	91 81	77	A	Toledo	72 56	121	H	Wake Forest	78 48
10	H	Iowa	105 71	43	A	DePaul	101 77	78	H	Boston College	92 63	125	H	Western Ky.	94 53
13	A	Marquette	87 63	49	A	Tennessee	77 62	86	A	Virginia Tech	80 51	131	H	Lehigh	95 68
14	N	Drake	82 64					98	H	Penn	75 55	231	H	Binghamton	103 53
15	N	Gonzaga	81 65												

LAST 12 Division I GAMES:															
86	A	Virginia Tech	80 51	40	N	Oregon St.	91 81	14	N	Drake	82 64	49	A	Tennessee	77 62
121	H	Wake Forest	78 48	78	H	Boston College	92 63	13	A	Marquette	87 63	125	H	Western Ky.	94 53
5	H	Louisville	82 68	114	H	Pittsburgh	100 44								
36	A	Georgia Tech	76 55	131	H	Lehigh	95 68								

Non-Div I Games:

Notre Dame

Average RPI Win:	313	WON-LOST	WINNING	LAST 10	STRENGTH OF	OPP. STRENGTH	TEAM	ADJ.	CONF.	ADJ CONF.
Average RPI Loss:	134	RECORD	PCT. RANK	GAMES	SCHEDULE	OF SCHEDULE	RPI	RPI	RPI	RPI
DIV. I ONLY	2- 14	331	2-8	120	202	297	297	20	20	
DIV. I NON-CONF.	1- 8	322	0- 0	24	169	243	243	19	19	

TOTALS	RPI 1-25	RPI 26-50	W-L RECORDS	RPI 51-100	RPI 101-150	RPI 150+				
2- 14	0- 1	0- 2	OVERALL	0- 3	0- 2	2- 6				
2- 7	0- 0	0- 2	HOME	0- 2	0- 1	2- 2				
0- 6	0- 1	0- 0	AWAY	0- 1	0- 1	0- 3				
0- 1	0- 0	0- 0	NEUTRAL	0- 0	0- 0	0- 1				
1- 8	0- 1	0- 2	NON-CONFERENCE	0- 2	0- 0	1- 3				
1- 3	0- 0	0- 2	HOME	0- 1	0- 0	1- 0				
0- 4	0- 1	0- 0	AWAY	0- 1	0- 0	0- 2				
0- 1	0- 0	0- 0	NEUTRAL	0- 0	0- 0	0- 1				
1- 6	0- 0	0- 0	CONFERENCE	0- 1	0- 2	1- 3				
1- 4	0- 0	0- 0	HOME	0- 1	0- 1	1- 2				
0- 2	0- 0	0- 0	AWAY	0- 0	0- 1	0- 1				
0- 0	0- 0	0- 0	NEUTRAL	0- 0	0- 0	0- 0				

RPI 1-25				RPI 26-50				RPI 51-100				RPI 101+				Team's RPI: 297
RPI	S	Opponent	Score	RPI	S	Opponent	Score	RPI	S	Opponent	Score	RPI	S	Opponent	Score	
22	A	Central Mich.	61 104	28	H	Indiana	32 59	62	H	Michigan	59 85	123	H	Youngstown St.	55 69	
				29	H	Michigan St.	58 102	65	H	Green Bay	53 77	142	A	IUPUI	53 82	
								89	A	Kent St.	65 75	170	A	Bradley	64 73	
												179	N	Akron	65 85	
												183	A	Illinois St.	56 62	
												193	H	Milwaukee	52 79	
												263	H	Cleveland St.	62 64	
												296	H	Canisius	71 60	
												330	H	Detroit Mercy	74 67	
												332	A	UIC	65 69	
LAST 12 Division I GAMES:																
330	H	Detroit Mercy	74 67	65	H	Green Bay	53 77	193	H	Milwaukee	52 79	142	A	IUPUI	53 82	
123	H	Youngstown St.	55 69	29	H	Michigan St.	58 102	332	A	UIC	65 69	183	A	Illinois St.	56 62	
263	H	Cleveland St.	62 64	170	A	Bradley	64 73	296	H	Canisius	71 60					

Non-Div I Games: Grace Bible (MI) 94 48 Rochester College 64 46

Oakland

Average RPI	Win:	169	WON-LOST	WINNING	LAST 10	STRENGTH OF	OPP. STRENGTH	TEAM	ADJ.	CONF.	ADJ CONF.
Average RPI	Loss:	22	RECORD	PCT. RANK	GAMES	SCHEDULE	OF SCHEDULE	RPI	RPI	RPI	RPI
DIV. I ONLY		16- 1		6	9-1	177	71	34	34	8	8
DIV. I NON-CONF.		11- 0		1	0- 0	293	77	46	46	8	8

TOTALS	RPI 1-25		RPI 26-50		W-L RECORDS	RPI 51-100		RPI 101-150		RPI 150+	
16- 1	0- 1		2- 0		OVERALL	2- 0		4- 0		8- 0	
8- 1	0- 1		1- 0		HOME	1- 0		1- 0		5- 0	
6- 0	0- 0		1- 0		AWAY	0- 0		3- 0		2- 0	
2- 0	0- 0		0- 0		NEUTRAL	1- 0		0- 0		1- 0	
11- 0	0- 0		1- 0		NON-CONFERENCE	1- 0		3- 0		6- 0	
6- 0	0- 0		1- 0		HOME	0- 0		1- 0		4- 0	
3- 0	0- 0		0- 0		AWAY	0- 0		2- 0		1- 0	
2- 0	0- 0		0- 0		NEUTRAL	1- 0		0- 0		1- 0	
5- 1	0- 1		1- 0		CONFERENCE	1- 0		1- 0		2- 0	
2- 1	0- 1		0- 0		HOME	1- 0		0- 0		1- 0	
3- 0	0- 0		1- 0		AWAY	0- 0		1- 0		1- 0	
0- 0	0- 0		0- 0		NEUTRAL	0- 0		0- 0		0- 0	

RPI	S	Opponent	Score	RPI	S	Opponent	Score	Team's RPI: 34	RPI	S	Opponent	Score	RPI	S	Opponent	Score
22	H	Central Mich.	70 88	27	H	Purdue	80 73		71	N	Lamar University	87 62	104	A	American	77 67
				35	A	Buffalo	74 71		89	H	Kent St.	83 81	112	A	Northern Ill.	69 53
													117	H	UNCW	95 72
													142	A	IUPUI	73 66
													175	A	Ball St.	90 75
													186	H	Eastern Mich.	85 44
													231	H	Binghamton	86 49
													243	N	St. Bonaventure	70 53
													263	H	Cleveland St.	72 54
													278	A	Richmond	109 58
													302	H	Coppin St.	87 62
													324	H	Eastern Ky.	100 60
LAST 12 Division I GAMES:																
22	H	Central Mich.	70 88	112	A	Northern Ill.	69 53		186	H	Eastern Mich.	85 44				
35	A	Buffalo	74 71	89	H	Kent St.	83 81		175	A	Ball St.	90 75				
104	A	American	77 67	27	H	Purdue	80 73		27	H	Purdue	80 73				
278	A	Richmond	109 58	263	H	Cleveland St.	72 54									
142	A	IUPUI	73 66													
302	H	Coppin St.	87 62													

Non-Div I Games:

Ohio

Average RPI Win:	120	WON-LOST	WINNING	LAST 10	STRENGTH OF	OPP. STRENGTH	TEAM	ADJ.	CONF.	ADJ CONF.
Average RPI Loss:	59	RECORD	PCT. RANK	GAMES	SCHEDULE	OF SCHEDULE	RPI	RPI	RPI	RPI
DIV. I ONLY	7- 10	222	3-7	18	16	109	109	4	4	
DIV. I NON-CONF.	4- 5	190	0- 0	77	23	166	166	5	5	

TOTALS	RPI 1-25	RPI 26-50	W-L RECORDS	RPI 51-100	RPI 101-150	RPI 150+				
7- 10	0- 2	3- 3	OVERALL	1- 3	1- 2	2- 0				
6- 3	0- 0	3- 1	HOME	0- 1	1- 1	2- 0				
1- 5	0- 1	0- 2	AWAY	1- 1	0- 1	0- 0				
0- 2	0- 1	0- 0	NEUTRAL	0- 1	0- 0	0- 0				
4- 5	0- 2	1- 0	NON-CONFERENCE	0- 1	1- 2	2- 0				
4- 1	0- 0	1- 0	HOME	0- 0	1- 1	2- 0				
0- 2	0- 1	0- 0	AWAY	0- 0	0- 1	0- 0				
0- 2	0- 1	0- 0	NEUTRAL	0- 1	0- 0	0- 0				
3- 5	0- 0	2- 3	CONFERENCE	1- 2	0- 0	0- 0				
2- 2	0- 0	2- 1	HOME	0- 1	0- 0	0- 0				
1- 3	0- 0	0- 2	AWAY	1- 1	0- 0	0- 0				
0- 0	0- 0	0- 0	NEUTRAL	0- 0	0- 0	0- 0				

RPI 1-25				RPI 26-50				RPI 51-100				RPI 101+ Team's RPI: 109			
RPI	S	Opponent	Score	RPI	S	Opponent	Score	RPI	S	Opponent	Score	RPI	S	Opponent	Score
7	A	UConn	53 85	26	A	Maryl and	69 75	62	A	Mi chi gan	58 62	101	H	Cinci nnati	69 56
23	N	Butler	53 66	26	H	Maryl and	57 70	85	H	Nebraska	69 78	108	A	Washi ngton	59 69
				27	A	Purdue	42 60	86	N	Vi rgi ni a Tech	73 81	137	H	South Fla.	47 71
				28	H	Indi ana	55 50	96	A	Penn St.	76 71	214	H	Fl ori da	46 41
				29	H	Mi chi gan St.	65 55					330	H	Detroi t Mercy	55 41
				42	H	North Carol ina	76 69								
LAST 12 Di vi si on I GAMES:															
28	H	Indi ana	55 50	26	H	Maryl and	57 70	62	A	Mi chi gan	58 62				
26	A	Maryl and	69 75	96	A	Penn St.	76 71	29	H	Mi chi gan St.	65 55				
85	H	Nebraska	69 78	27	A	Purdue	42 60	214	H	Fl ori da	46 41				
86	N	Vi rgi ni a Tech	73 81	23	N	Butler	53 66	108	A	Washi ngton	59 69				

Non-Di v I Games:

Ohio St.

Average RPI Win:	225	WON-LOST	WINNING	LAST 10	STRENGTH OF	OPP. STRENGTH	TEAM	ADJ.	CONF.	ADJ CONF.
Average RPI Loss:	59	RECORD	PCT. RANK	GAMES	SCHEDULE	OF SCHEDULE	RPI	RPI	RPI	RPI
DIV. I ONLY	5- 12	268	3-7	12	78	143	143	3	3	
DIV. I NON-CONF.	4- 7	228	0- 1	29	157	155	155	3	3	

TOTALS	RPI 1-25	RPI 26-50	W-L RECORDS	RPI 51-100	RPI 101-150	RPI 150+				
5- 12	0- 3	0- 4	OVERALL	0- 3	1- 2	4- 0				
4- 3	0- 1	0- 1	HOME	0- 1	1- 0	3- 0				
1- 7	0- 2	0- 2	AWAY	0- 2	0- 1	1- 0				
0- 2	0- 0	0- 1	NEUTRAL	0- 0	0- 1	0- 0				
4- 7	0- 1	0- 3	NON-CONFERENCE	0- 1	1- 2	3- 0				
3- 2	0- 1	0- 1	HOME	0- 0	1- 0	2- 0				
1- 3	0- 0	0- 1	AWAY	0- 1	0- 1	1- 0				
0- 2	0- 0	0- 1	NEUTRAL	0- 0	0- 1	0- 0				
1- 5	0- 2	0- 1	CONFERENCE	0- 2	0- 0	1- 0				
1- 1	0- 0	0- 0	HOME	0- 1	0- 0	1- 0				
0- 4	0- 2	0- 1	AWAY	0- 1	0- 0	0- 0				
0- 0	0- 0	0- 0	NEUTRAL	0- 0	0- 0	0- 0				

RPI 1-25				RPI 26-50				RPI 51-100				RPI 101+ Team's RPI: 143			
RPI	S	Opponent	Score	RPI	S	Opponent	Score	RPI	S	Opponent	Score	RPI	S	Opponent	Score
7	H	UConn	63 72	38	N	Clemson	62 74	57	A	Auburn	79 95	125	H	Western Ky.	90 83
12	A	Iowa St.	78 104	39	A	Kansas St.	56 86	63	A	TCU	71 86	137	A	South Fla.	70 87
24	A	Texas	63 73	43	H	DePaul	76 87	97	H	West Virginia	55 66	147	N	UAB	84 89
				46	A	New Mexico	80 84					158	H	Texas Tech	66 61
												209	A	SMU	77 61
												306	H	Central Ark.	65 52
												329	H	Northwestern St.	93 56

LAST 12 Division I GAMES:															
24	A	Texas	63 73	38	N	Clemson	62 74	57	A	Auburn	79 95	125	H	Western Ky.	90 83
39	A	Kansas St.	56 86	63	A	TCU	71 86	63	A	TCU	71 86	137	A	South Fla.	70 87
158	H	Texas Tech	66 61	12	A	Iowa St.	78 104	97	H	West Virginia	55 66	147	N	UAB	84 89
209	A	SMU	77 61	43	H	DePaul	76 87	306	H	Central Ark.	65 52	158	H	Texas Tech	66 61
7	H	UConn	63 72					57	A	Auburn	79 95	209	A	SMU	77 61
												306	H	Central Ark.	65 52
												329	H	Northwestern St.	93 56

Non-Div I Games:

Oklahoma

Average RPI Win:	180	WON-LOST	WINNING	LAST 10	STRENGTH OF	OPP. STRENGTH	TEAM	ADJ.	CONF.	ADJ CONF.
Average RPI Loss:	52	RECORD	PCT. RANK	GAMES	SCHEDULE	OF SCHEDULE	RPI	RPI	RPI	RPI
DIV. I ONLY	12- 5	68	6-4	124	61	68	68	3	3	
DIV. I NON-CONF.	9- 2	43	0- 0	295	65	115	115	3	3	

TOTALS	RPI 1-25	RPI 26-50	W-L RECORDS	RPI 51-100	RPI 101-150	RPI 150+				
12- 5	0- 1	0- 3	OVERALL	2- 1	0- 0	10- 0				
10- 1	0- 0	0- 1	HOME	1- 0	0- 0	9- 0				
2- 4	0- 1	0- 2	AWAY	1- 1	0- 0	1- 0				
0- 0	0- 0	0- 0	NEUTRAL	0- 0	0- 0	0- 0				
9- 2	0- 0	0- 2	NON-CONFERENCE	0- 0	0- 0	9- 0				
8- 1	0- 0	0- 1	HOME	0- 0	0- 0	8- 0				
1- 1	0- 0	0- 1	AWAY	0- 0	0- 0	1- 0				
0- 0	0- 0	0- 0	NEUTRAL	0- 0	0- 0	0- 0				
3- 3	0- 1	0- 1	CONFERENCE	2- 1	0- 0	1- 0				
2- 0	0- 0	0- 0	HOME	1- 0	0- 0	1- 0				
1- 3	0- 1	0- 1	AWAY	1- 1	0- 0	0- 0				
0- 0	0- 0	0- 0	NEUTRAL	0- 0	0- 0	0- 0				

RPI	S	Opponent	Score	RPI	S	Opponent	Score	RPI	S	Opponent	Score	RPI	S	Opponent	Score
24	A	Texas	51 60	39	A	Kansas St.	48 59	63	H	TCU	75 71	156	H	Texas St.	66 55
				49	H	Tennessee	63 76	66	A	Kansas	72 62	158	H	Texas Tech	65 57
				50	A	UCLA	59 71	97	A	West Virginia	58 67	161	H	Grambling	86 40
												168	H	Oral Roberts	89 69
												171	H	Arkansas St.	62 60
												184	H	UC Riverside	76 51
												211	H	Prairie View	70 50
												222	H	Samford	82 62
												273	A	Wichita St.	60 47
												331	H	Houston Baptist	77 44
LAST 12 Division I GAMES:															
63	H	TCU	75 71	39	A	Kansas St.	48 59	158	H	Texas Tech	65 57	161	H	Grambling	86 40
24	A	Texas	51 60	66	A	Kansas	72 62	171	H	Arkansas St.	62 60	184	H	UC Riverside	76 51
161	H	Grambling	86 40	97	A	West Virginia	58 67	211	H	Prairie View	70 50	222	H	Samford	82 62
168	H	Oral Roberts	89 69	49	H	Tennessee	63 76	273	A	Wichita St.	60 47	331	H	Houston Baptist	77 44
50	A	UCLA	59 71	156	H	Texas St.	66 55								
331	H	Houston Baptist	77 44												

Non-Div I Games:

Oklahoma St.

Average RPI Win:	198	WON-LOST	WINNING	LAST 10	STRENGTH OF	OPP. STRENGTH	TEAM	ADJ.	CONF.	ADJ CONF.
Average RPI Loss:	99	RECORD	PCT. RANK	GAMES	SCHEDULE	OF SCHEDULE	RPI	RPI	RPI	RPI
DIV. I ONLY	14- 5	49	7-3	123	145	58	58	15	15	
DIV. I NON-CONF.	9- 3	61	0- 1	25	192	26	26	18	18	

TOTALS	RPI 1-25	RPI 26-50	W-L RECORDS	RPI 51-100	RPI 101-150	RPI 150+				
14- 5	0- 1	0- 1	OVERALL	1- 1	5- 1	8- 1				
7- 1	0- 0	0- 0	HOME	0- 1	2- 0	5- 0				
5- 3	0- 1	0- 0	AWAY	1- 0	2- 1	2- 1				
2- 1	0- 0	0- 1	NEUTRAL	0- 0	1- 0	1- 0				
9- 3	0- 1	0- 1	NON-CONFERENCE	1- 1	4- 0	4- 0				
4- 1	0- 0	0- 0	HOME	0- 1	2- 0	2- 0				
3- 1	0- 1	0- 0	AWAY	1- 0	1- 0	1- 0				
2- 1	0- 0	0- 1	NEUTRAL	0- 0	1- 0	1- 0				
5- 2	0- 0	0- 0	CONFERENCE	0- 0	1- 1	4- 1				
3- 0	0- 0	0- 0	HOME	0- 0	0- 0	3- 0				
2- 2	0- 0	0- 0	AWAY	0- 0	1- 1	1- 1				
0- 0	0- 0	0- 0	NEUTRAL	0- 0	0- 0	0- 0				

RPI 1-25				RPI 26-50				RPI 51-100				Team's RPI : 58				RPI 101+			
RPI	S	Opponent	Score	RPI	S	Opponent	Score	RPI	S	Opponent	Score	RPI	S	Opponent	Score	RPI	S	Opponent	Score
6	A	NC State	56 85	45	N	Saint Mary's (CA)	65 83	87	H	Virginia	67 73	101	A	Cincinnati	76 72				
								88	A	Tulane	56 48	113	N	Tennessee Tech	80 73				
												125	A	Western Ky.	60 75				
												134	H	VCU	60 57				
												144	A	Louisiana Tech	70 59				
												148	H	William & Mary	83 69				
												191	A	Southern Miss.	53 50				
												195	N	Jacksonville	78 76				
												230	A	Marshall	48 57				
												238	A	Campbell	83 59				
												260	H	Norfolk St.	69 53				
												266	H	UTEP	78 59				
												283	H	Fla. Atlantic	87 53				
												302	H	Coppin St.	81 51				
												308	H	FIU	95 68				
LAST 12 Division I GAMES:																			
308	H	FIU	95 68	45	N	Saint Mary's (CA)	65 83	266	H	UTEP	78 59								
283	H	Fla. Atlantic	87 53	191	A	Southern Miss.	53 50	144	A	Louisiana Tech	70 59								
125	A	Western Ky.	60 75	134	H	VCU	60 57	148	H	William & Mary	83 69								
230	A	Marshall	48 57	81	51														
302	H	Coppin St.	81 51	56	48														
88	A	Tulane	56 48																

Non-Div I Games:

Old Dominion

Average RPI	Win: 239	WON-LOST RECORD	WINNING PCT. RANK	LAST 10 GAMES	STRENGTH OF SCHEDULE	OPP. STRENGTH OF SCHEDULE	TEAM RPI	ADJ. RPI	CONF. RPI	ADJ CONF. RPI
Average RPI	Loss: 92									
DIV. I ONLY	8- 12	229	4-6	108	120	203	203	6	6	
DIV. I NON-CONF.	6- 8	199	0- 0	146	233	250	250	6	6	

TOTALS	RPI 1-25	RPI 26-50	W-L RECORDS	RPI 51-100	RPI 101-150	RPI 150+				
8- 12	1- 1	0- 3	OVERALL	0- 3	0- 3	7- 2				
7- 6	0- 0	0- 1	HOME	0- 3	0- 1	7- 1				
1- 3	1- 0	0- 1	AWAY	0- 0	0- 1	0- 1				
0- 3	0- 1	0- 1	NEUTRAL	0- 0	0- 1	0- 0				
6- 8	0- 1	0- 1	NON-CONFERENCE	0- 2	0- 3	6- 1				
6- 4	0- 0	0- 0	HOME	0- 2	0- 1	6- 1				
0- 1	0- 0	0- 0	AWAY	0- 0	0- 1	0- 0				
0- 3	0- 1	0- 1	NEUTRAL	0- 0	0- 1	0- 0				
2- 4	1- 0	0- 2	CONFERENCE	0- 1	0- 0	1- 1				
1- 2	0- 0	0- 1	HOME	0- 1	0- 0	1- 0				
1- 2	1- 0	0- 1	AWAY	0- 0	0- 0	0- 1				
0- 0	0- 0	0- 0	NEUTRAL	0- 0	0- 0	0- 0				

RPI 1-25				RPI 26-50				RPI 51-100				RPI 101+ Team's RPI: 203			
RPI	S	Opponent	Score	RPI	S	Opponent	Score	RPI	S	Opponent	Score	RPI	S	Opponent	Score
7	N	UConn	50 90	27	N	Purdue	59 70	54	H	Arkansas	55 85	111	N	St. John's (NY)	59 64
19	A	Kentucky	55 49	37	A	Missouri	55 78	63	H	TCU	50 55	142	H	IUPUI	58 66
				48	H	LSU	41 55	99	H	Troy	54 71	144	A	Louisiana Tech	71 80
												165	A	Vanderbilt	68 80
												202	H	Jacksonville St.	49 60
												214	H	Florida	76 66
												232	H	Temple	62 55
												257	H	Louisiana	79 57
												260	H	Norfolk St.	60 42
												290	H	Western Mich.	69 66
												299	H	North Florida	82 69
												339	H	Savannah St.	74 51

LAST 12 Division I GAMES:															
54	H	Arkansas	55 85	165	A	Vanderbilt	68 80								
37	A	Missouri	55 78	214	H	Florida	76 66								
299	H	North Florida	82 69	19	A	Kentucky	55 49								
99	H	Troy	54 71	48	H	LSU	41 55								
144	A	Louisiana Tech	71 80	339	H	Savannah St.	74 51								
257	H	Louisiana	79 57	202	H	Jacksonville St.	49 60								

Non-Div I Games:

Ole Miss

Average RPI Win:	321	WON-LOST	WINNING	LAST 10	STRENGTH OF	OPP. STRENGTH	TEAM	ADJ.	CONF.	ADJ CONF.
Average RPI Loss:	157	RECORD	PCT. RANK	GAMES	SCHEDULE	OF SCHEDULE	RPI	RPI	RPI	RPI
DIV. I ONLY	5- 13	283	1-9	298	257	318	318	18	18	
DIV. I NON-CONF.	4- 7	228	1- 0	287	282	283	283	16	16	

TOTALS	RPI 1-25	RPI 26-50	W-L RECORDS	RPI 51-100	RPI 101-150	RPI 150+				
5- 13	0- 0	0- 2	OVERALL	0- 2	0- 1	5- 8				
3- 5	0- 0	0- 1	HOME	0- 0	0- 1	3- 3				
1- 7	0- 0	0- 1	AWAY	0- 2	0- 0	1- 4				
1- 1	0- 0	0- 0	NEUTRAL	0- 0	0- 0	1- 1				
4- 7	0- 0	0- 1	NON-CONFERENCE	0- 2	0- 0	4- 4				
2- 2	0- 0	0- 0	HOME	0- 0	0- 0	2- 2				
1- 4	0- 0	0- 1	AWAY	0- 2	0- 0	1- 1				
1- 1	0- 0	0- 0	NEUTRAL	0- 0	0- 0	1- 1				
1- 6	0- 0	0- 1	CONFERENCE	0- 0	0- 1	1- 4				
1- 3	0- 0	0- 1	HOME	0- 0	0- 1	1- 1				
0- 3	0- 0	0- 0	AWAY	0- 0	0- 0	0- 3				
0- 0	0- 0	0- 0	NEUTRAL	0- 0	0- 0	0- 0				

RPI 1-25				RPI 26-50				RPI 51-100				RPI 101+				Team's RPI: 318	
RPI	S	Opponent	Score	RPI	S	Opponent	Score	RPI	S	Opponent	Score	RPI	S	Opponent	Score		
				30	H	South Dakota	49 80	67	A	Creighton	51 66	150	H	Denver	68 95		
				39	A	Kansas St.	46 61	74	A	UNI	50 79	153	A	Montana St.	56 59		
												159	H	CSUN	52 64		
												168	H	Oral Roberts	56 71		
												170	H	Bradley	60 80		
												223	A	North Dakota	57 68		
												238	N	Campbell	52 65		
												240	A	Western Ill.	70 78		
												285	H	CSU Bakersfield	53 46		
												303	H	North Dakota St.	78 61		
												330	A	Detroit Mercy	51 42		
												335	A	Purdue Fort Wayne	48 56		
												341	H	USC Upstate	96 69		
												345	N	Florida A&M	57 50		
LAST 12 Division I GAMES:																	
				223	A	North Dakota	57 68	345	N	Florida A&M	57 50						
				303	H	North Dakota St.	78 61	335	A	Purdue Fort Wayne	48 56						
				168	H	Oral Roberts	56 71	30	H	South Dakota	49 80						
				150	H	Denver	68 95	240	A	Western Ill.	70 78						
				74	A	UNI	50 79	170	H	Bradley	60 80						
				153	A	Montana St.	56 59	285	H	CSU Bakersfield	53 46						

Non-Div I Games: Graceland (IA) 81 39

Omaha

Average RPI Win:	252	WON-LOST	WINNING	LAST 10	STRENGTH OF	OPP. STRENGTH	TEAM	ADJ.	CONF.	ADJ CONF.
Average RPI Loss:	89	RECORD	PCT. RANK	GAMES	SCHEDULE	OF SCHEDULE	RPI	RPI	RPI	RPI

DIV. I ONLY	8- 10	204	5-5	153	157	168	168	18	18
DIV. I NON-CONF.	5- 6	177	0- 0	103	109	122	122	16	16
TOTALS	RPI 1-25	RPI 26-50	W-L RECORDS	RPI 51-100	RPI 101-150	RPI 150+			
8- 10	0- 1	0- 2	OVERALL	0- 3	0- 3	8- 1			
3- 4	0- 0	0- 1	HOME	0- 0	0- 2	3- 1			
5- 6	0- 1	0- 1	AWAY	0- 3	0- 1	5- 0			
0- 0	0- 0	0- 0	NEUTRAL	0- 0	0- 0	0- 0			
5- 6	0- 1	0- 0	NON-CONFERENCE	0- 3	0- 2	5- 0			
2- 2	0- 0	0- 0	HOME	0- 0	0- 2	2- 0			
3- 4	0- 1	0- 0	AWAY	0- 3	0- 0	3- 0			
0- 0	0- 0	0- 0	NEUTRAL	0- 0	0- 0	0- 0			
3- 4	0- 0	0- 2	CONFERENCE	0- 0	0- 1	3- 1			
1- 2	0- 0	0- 1	HOME	0- 0	0- 0	1- 1			
2- 2	0- 0	0- 1	AWAY	0- 0	0- 1	2- 0			
0- 0	0- 0	0- 0	NEUTRAL	0- 0	0- 0	0- 0			

RPI S Opponent Score	RPI S Opponent Score	RPI S Opponent Score	RPI S Opponent Score
10 A Iowa 77 90	30 H South Dakota 72 76	54 A Arkansas 61 74	126 H UT Arlington 62 80
	32 A South Dakota St. 55 68	66 A Kansas 58 70	129 H Tulsa 68 76
		68 A Oklahoma St. 69 89	150 A Denver 76 93
			156 A Texas St. 81 64
			188 H UMKC 75 64
			220 H Southern Utah 64 59
			223 H North Dakota 67 75
			229 A Sam Houston St. 73 62
			240 H Western Ill. 68 64
			318 A Omaha 71 56
			331 A Houston Baptist 74 56
			335 A Purdue Fort Wayne 72 61
LAST 12 Division I GAMES:			
240 H Western Ill. 68 64	150 A Denver 76 93		
223 H North Dakota 67 75	30 H South Dakota 72 76		
318 A Omaha 71 56	32 A South Dakota St. 55 68		
68 A Oklahoma St. 69 89	335 A Purdue Fort Wayne 72 61		
331 A Houston Baptist 74 56	126 H UT Arlington 62 80		
229 A Sam Houston St. 73 62	220 H Southern Utah 64 59		

Non-Div I Games: Harris-Stowe 74 46 Cent. Christian (KS) 47

Oral Roberts

Average RPI Win:	92	WON-LOST	WINNING	LAST 10	STRENGTH OF	OPP. STRENGTH	TEAM	ADJ.	CONF.	ADJ CONF.
Average RPI Loss:	29	RECORD	PCT. RANK	GAMES	SCHEDULE	OF SCHEDULE	RPI	RPI	RPI	RPI
DIV. I ONLY	16- 1	6	10-0	15	5	3	3	2	2	
DIV. I NON-CONF.	10- 1	18	0- 0	14	34	2	2	2	2	

TOTALS	RPI 1-25	RPI 26-50	W-L RECORDS	RPI 51-100	RPI 101-150	RPI 150+				
16- 1	3- 0	5- 1	OVERALL	2- 0	2- 0	4- 0				
10- 0	3- 0	1- 0	HOME	2- 0	2- 0	2- 0				
5- 1	0- 0	4- 1	AWAY	0- 0	0- 0	1- 0				
1- 0	0- 0	0- 0	NEUTRAL	0- 0	0- 0	1- 0				
10- 1	2- 0	3- 1	NON-CONFERENCE	0- 0	1- 0	4- 0				
6- 0	2- 0	1- 0	HOME	0- 0	1- 0	2- 0				
3- 1	0- 0	2- 1	AWAY	0- 0	0- 0	1- 0				
1- 0	0- 0	0- 0	NEUTRAL	0- 0	0- 0	1- 0				
6- 0	1- 0	2- 0	CONFERENCE	2- 0	1- 0	0- 0				
4- 0	1- 0	0- 0	HOME	2- 0	1- 0	0- 0				
2- 0	0- 0	2- 0	AWAY	0- 0	0- 0	0- 0				
0- 0	0- 0	0- 0	NEUTRAL	0- 0	0- 0	0- 0				

RPI	S	Opponent	Score	RPI	S	Opponent	Score	RPI	S	Opponent	Score	RPI	S	Opponent	Score
8	H	Mississippi St.	82 74	29	A	Michigan St.	82 88	52	H	Arizona	93 60	108	H	Washington	84 71
9	H	Syracuse	75 73	32	A	South Dakota St.	87 79	93	H	Washington St.	98 58	149	H	UC Irvine	115 69
11	H	Arizona St.	77 71	35	H	Buffalo	102 82					157	A	Utah St.	88 58
				44	A	Southern California	93 53					184	N	UC Riverside	94 44
				45	A	Saint Mary's (CA)	79 55					219	H	Air Force	82 36
				50	A	UCLA	72 52					268	H	Long Beach St.	110 48

LAST 12 Division I GAMES:															
93	H	Washington St.	98 58	52	H	Arizona	93 60								
108	H	Washington	84 71	11	H	Arizona St.	77 71								
149	H	UC Irvine	115 69	50	A	UCLA	72 52								
219	H	Air Force	82 36	44	A	Southern California	93 53								
8	H	Mississippi St.	82 74	29	A	Michigan St.	82 88								
32	A	South Dakota St.	87 79	268	H	Long Beach St.	110 48								

Non-Div I Games: Alas. Fairbanks 115 36

Oregon

Average RPI Win: 159

Average RPI Loss: 65

WON-LOST
RECORDWINNING
PCT. RANKLAST 10
GAMESSTRENGTH OF
SCHEDULEOPP. STRENGTH
OF SCHEDULETEAM
RPIADJ.
RPICONF.
RPIADJ CONF.
RPIDIV. I ONLY
DIV. I NON-CONF.10- 9
7- 4161
1095-5
0- 029
6579
12096
9896
984
54
5

TOTALS

RPI 1-25

RPI 26-50

W-L RECORDS

RPI 51-100

RPI 101-150

RPI 150+

10- 9

0- 2

0- 4

OVERALL

2- 0

2- 1

6- 2

8- 5

0- 0

0- 2

HOME

2- 0

1- 1

5- 2

2- 4

0- 2

0- 2

AWAY

0- 0

1- 0

1- 0

0- 0

0- 0

0- 0

NEUTRAL

0- 0

0- 0

0- 0

7- 4

0- 1

0- 1

NON-CONFERENCE

2- 0

2- 0

3- 2

6- 3

0- 0

0- 1

HOME

2- 0

1- 0

3- 2

1- 1

0- 1

0- 0

AWAY

0- 0

1- 0

0- 0

0- 0

0- 0

0- 0

NEUTRAL

0- 0

0- 0

0- 0

3- 5

0- 1

0- 3

CONFERENCE

0- 0

0- 1

3- 0

2- 2

0- 0

0- 1

HOME

0- 0

0- 1

2- 0

1- 3

0- 1

0- 2

AWAY

0- 0

0- 0

1- 0

0- 0

0- 0

0- 0

NEUTRAL

0- 0

0- 0

0- 0

RPI 1-25

RPI 26-50

RPI 51-100 Team's RPI: 96

RPI 101+

RPI	S	Opponent	Score
16	A	Rutgers	61 74
25	A	Florida St.	58 87

RPI	S	Opponent	Score
26	A	Maryl and	67 79
26	H	Maryl and	61 77
28	A	Indiana	75 83
33	H	Cal i forni a	58 75

RPI	S	Opponent	Score
83	H	Princeton	79 71
90	H	Provi dence	74 72

RPI	S	Opponent	Score
104	H	Ameri can	80 59
109	H	Ohio St.	71 76
130	A	Fordham	72 55
152	H	Duquesne	58 64
167	H	Stony Brook	70 81
169	H	Illi noi s	62 48
177	A	Wi sconsi n	65 59
177	H	Wi sconsi n	71 64
195	H	Jacksonville	80 61
223	H	North Dakota	75 68
243	H	St. Bonaventure	80 65

LAST 12 Division I GAMES:

16	A	Rutgers	61 74	177	A	Wi sconsi n	65 59
177	H	Wi sconsi n	71 64	26	A	Maryl and	67 79
28	A	Indiana	75 83	109	H	Ohio St.	71 76
26	H	Maryl and	61 77	169	H	Illi noi s	62 48
104	H	Ameri can	80 59	152	H	Duquesne	58 64
243	H	St. Bonaventure	80 65	195	H	Jacksonville	80 61

Non-Div I Games:

Penn St.

Average RPI	Win:	242	WON-LOST	WINNING	LAST 10	STRENGTH OF	OPP. STRENGTH	TEAM	ADJ.	CONF.	ADJ CONF.
Average RPI	Loss:	97	RECORD	PCT. RANK	GAMES	SCHEDULE	OF SCHEDULE	RPI	RPI	RPI	RPI
DIV. I ONLY		11- 7		115	6-4	277	107	160	160	7	7
DIV. I NON-CONF.		6- 4		125	0- 0	346	182	232	232	7	7

TOTALS	RPI 1-25		RPI 26-50		W-L RECORDS	RPI 51-100		RPI 101-150		RPI 150+	
11- 7	0- 2		0- 1		OVERALL	0- 1		2- 2		9- 1	
5- 1	0- 1		0- 0		HOME	0- 0		2- 0		3- 0	
4- 5	0- 1		0- 1		AWAY	0- 1		0- 2		4- 0	
2- 1	0- 0		0- 0		NEUTRAL	0- 0		0- 0		2- 1	
6- 4	0- 0		0- 0		NON-CONFERENCE	0- 1		0- 2		6- 1	
1- 0	0- 0		0- 0		HOME	0- 0		0- 0		1- 0	
3- 3	0- 0		0- 0		AWAY	0- 1		0- 2		3- 0	
2- 1	0- 0		0- 0		NEUTRAL	0- 0		0- 0		2- 1	
5- 3	0- 2		0- 1		CONFERENCE	0- 0		2- 0		3- 0	
4- 1	0- 1		0- 0		HOME	0- 0		2- 0		2- 0	
1- 2	0- 1		0- 1		AWAY	0- 0		0- 0		1- 0	
0- 0	0- 0		0- 0		NEUTRAL	0- 0		0- 0		0- 0	

RPI 1-25				RPI 26-50				RPI 51-100				RPI 101+ Team's RPI: 160			
RPI	S	Opponent	Score	RPI	S	Opponent	Score	RPI	S	Opponent	Score	RPI	S	Opponent	Score
15	H	Gonzaga	54 79	45	A	Saint Mary's (CA)	68 79	90	A	Providence	47 66	107	A	Idaho St.	63 65
20	A	BYU	58 83									115	H	Loyola Marymount	95 86
												124	A	Colorado	65 80
												145	H	Portland	82 68
												162	H	Santa Clara	74 48
												236	H	San Francisco	69 50
												249	A	San Diego	74 55
												252	N	Sacramento St.	113 97
												256	A	Hawaii	65 64
												279	N	Northern Ky.	51 46
												281	N	La Salle	55 62
												311	H	Weber St.	68 47
												323	A	Cal Poly	70 63
												338	A	Seattle U	78 64

LAST 12 Division I GAMES:															
249	A	San Diego	74 55	45	A	Saint Mary's (CA)	68 79	115	H	Loyola Marymount	95 86	236	H	San Francisco	69 50
20	A	BYU	58 83					162	H	Santa Clara	74 48	90	A	Providence	47 66
15	H	Gonzaga	54 79					107	A	Idaho St.	63 65				
145	H	Portland	82 68												
279	N	Northern Ky.	51 46												
281	N	La Salle	55 62												

Non-Div I Games:

Pepperdine

Average RPI Win:	167	WON-LOST	WINNING	LAST 10	STRENGTH OF	OPP. STRENGTH	TEAM	ADJ.	CONF.	ADJ CONF.
Average RPI Loss:	65	RECORD	PCT. RANK	GAMES	SCHEDULE	OF SCHEDULE	RPI	RPI	RPI	RPI
DIV. I ONLY	9- 11	203	3-7	27	38	114	114	1	1	
DIV. I NON-CONF.	9- 5	105	0- 0	79	135	89	89	1	1	

TOTALS	RPI 1-25	RPI 26-50	W-L RECORDS	RPI 51-100	RPI 101-150	RPI 150+				
9- 11	0- 4	0- 1	OVERALL	2- 4	3- 1	4- 1				
5- 7	0- 2	0- 1	HOME	0- 3	3- 1	2- 0				
2- 3	0- 2	0- 0	AWAY	1- 1	0- 0	1- 0				
2- 1	0- 0	0- 0	NEUTRAL	1- 0	0- 0	1- 1				
9- 5	0- 1	0- 0	NON-CONFERENCE	2- 2	3- 1	4- 1				
5- 3	0- 1	0- 0	HOME	0- 1	3- 1	2- 0				
2- 1	0- 0	0- 0	AWAY	1- 1	0- 0	1- 0				
2- 1	0- 0	0- 0	NEUTRAL	1- 0	0- 0	1- 1				
0- 6	0- 3	0- 1	CONFERENCE	0- 2	0- 0	0- 0				
0- 4	0- 1	0- 1	HOME	0- 2	0- 0	0- 0				
0- 2	0- 2	0- 0	AWAY	0- 0	0- 0	0- 0				
0- 0	0- 0	0- 0	NEUTRAL	0- 0	0- 0	0- 0				

RPI 1-25				RPI 26-50				RPI 51-100				RPI 101+ Team's RPI: 114			
RPI	S	Opponent	Score	RPI	S	Opponent	Score	RPI	S	Opponent	Score	RPI	S	Opponent	Score
1	A	Notre Dame	44 100	38	H	Clemson	59 65	54	N	Arkansas	61 54	101	H	Cincinnati	65 48
6	A	NC State	34 63					69	A	Northwestern	52 49	117	H	UNCW	60 56
9	H	Syracuse	50 82					78	H	Boston College	55 59	123	H	Youngstown St.	55 64
17	H	UCF	58 61					82	A	Georgetown	41 70	130	H	Fordham	65 62
								87	H	Virginia	57 74	152	A	Duquesne	66 58
								97	H	West Virginia	43 77	177	N	Wisconsin	42 57
												259	H	Saint Francis (PA)	78 75
												309	N	Tennessee St.	78 56
												313	H	New Orleans	90 38
LAST 12 Division I GAMES:															
6	A	NC State	34 63	87	H	Virginia	57 74								
1	A	Notre Dame	44 100	38	H	Clemson	59 65								
152	A	Duquesne	66 58	9	H	Syracuse	50 82								
259	H	Saint Francis (PA)	78 75	78	H	Boston College	55 59								
117	H	UNCW	60 56	130	H	Fordham	65 62								
97	H	West Virginia	43 77	69	A	Northwestern	52 49								

Non-Div I Games:

Pittsburgh

Average RPI Win:	234	WON-LOST	WINNING	LAST 10	STRENGTH OF	OPP. STRENGTH	TEAM	ADJ.	CONF.	ADJ CONF.
Average RPI Loss:	93	RECORD	PCT. RANK	GAMES	SCHEDULE	OF SCHEDULE	RPI	RPI	RPI	RPI
DIV. I ONLY	7- 10	222	2-8	53	203	145	145	7	7	
DIV. I NON-CONF.	6- 3	91	0- 0	111	320	93	93	7	7	

TOTALS	RPI 1-25	RPI 26-50	W-L RECORDS	RPI 51-100	RPI 101-150	RPI 150+				
7- 10	0- 2	0- 1	OVERALL	0- 2	0- 3	7- 2				
3- 4	0- 0	0- 1	HOME	0- 1	0- 1	3- 1				
4- 5	0- 2	0- 0	AWAY	0- 0	0- 2	4- 1				
0- 1	0- 0	0- 0	NEUTRAL	0- 1	0- 0	0- 0				
6- 3	0- 0	0- 0	NON-CONFERENCE	0- 1	0- 2	6- 0				
3- 1	0- 0	0- 0	HOME	0- 0	0- 1	3- 0				
3- 1	0- 0	0- 0	AWAY	0- 0	0- 1	3- 0				
0- 1	0- 0	0- 0	NEUTRAL	0- 1	0- 0	0- 0				
1- 7	0- 2	0- 1	CONFERENCE	0- 1	0- 1	1- 2				
0- 3	0- 0	0- 1	HOME	0- 1	0- 0	0- 1				
1- 4	0- 2	0- 0	AWAY	0- 0	0- 1	1- 1				
0- 0	0- 0	0- 0	NEUTRAL	0- 0	0- 0	0- 0				

RPI 1-25				RPI 26-50				RPI 51-100				RPI 101+ Team's RPI: 145			
RPI	S	Opponent	Score	RPI	S	Opponent	Score	RPI	S	Opponent	Score	RPI	S	Opponent	Score
15	A	Gonzaga	71 97	45	H	Saint Mary's (CA)	91 98	52	N	Arizona	70 92	115	A	Loyola Marymount	58 76
20	A	BYU	71 79					76	H	Paci fi c	66 76	140	A	Portland St.	79 92
												149	H	UC Irvine	69 84
												157	H	Utah St.	61 54
												160	A	Pepperdi ne	68 82
												162	H	Santa Clara	66 72
												205	H	Cal St. Fullerton	83 74
												219	H	Air Force	79 60
												239	A	Utah Valley	65 60
												249	A	San Diego	69 60
												256	A	Hawai i	72 65
												311	A	Weber St.	89 73

LAST 12 Division I GAMES:															
				45	H	Saint Mary's (CA)	91 98	162	H	Santa Clara	66 72				
				76	H	Paci fi c	66 76	20	A	BYU	71 79				
				115	A	Loyola Marymount	58 76	249	A	San Diego	69 60				
				160	A	Pepperdi ne	68 82	15	A	Gonzaga	71 97				
				219	H	Air Force	79 60	140	A	Portland St.	79 92				
				149	H	UC Irvine	69 84	157	H	Utah St.	61 54				

Non-Div I Games: Warner Paci fi c 98 63 Willamette 82 27

Portland

Average RPI Win:	228	WON-LOST	WINNING	LAST 10	STRENGTH OF	OPP. STRENGTH	TEAM	ADJ.	CONF.	ADJ CONF.
Average RPI Loss:	128	RECORD	PCT. RANK	GAMES	SCHEDULE	OF SCHEDULE	RPI	RPI	RPI	RPI

DIV. I ONLY	13- 2	17	8-2	335	163	140	140	16	16
DIV. I NON-CONF.	7- 1	31	0- 0	342	204	180	180	12	12

TOTALS	RPI 1-25	RPI 26-50	W-L RECORDS	RPI 51-100	RPI 101-150	RPI 150+			
13- 2	0- 0	0- 0	OVERALL	1- 0	1- 2	11- 0			
9- 1	0- 0	0- 0	HOME	1- 0	1- 1	7- 0			
4- 1	0- 0	0- 0	AWAY	0- 0	0- 1	4- 0			
0- 0	0- 0	0- 0	NEUTRAL	0- 0	0- 0	0- 0			
7- 1	0- 0	0- 0	NON-CONFERENCE	1- 0	1- 1	5- 0			
5- 1	0- 0	0- 0	HOME	1- 0	1- 1	3- 0			
2- 0	0- 0	0- 0	AWAY	0- 0	0- 0	2- 0			
0- 0	0- 0	0- 0	NEUTRAL	0- 0	0- 0	0- 0			
6- 1	0- 0	0- 0	CONFERENCE	0- 0	0- 1	6- 0			
4- 0	0- 0	0- 0	HOME	0- 0	0- 0	4- 0			
2- 1	0- 0	0- 0	AWAY	0- 0	0- 1	2- 0			
0- 0	0- 0	0- 0	NEUTRAL	0- 0	0- 0	0- 0			

RPI 1-25	RPI 26-50	RPI 51-100	RPI 101+	Team's RPI: 140
RPI S Opponent Score	RPI S Opponent Score	RPI S Opponent Score	RPI S Opponent Score	
		84 H UC Davis 65 50	106 A Northern Colo. 63 79	
			145 H Portland 92 79	
			149 H UC Irvine 68 73	
			151 H Montana 78 60	
			153 H Montana St. 55 53	
			174 A Eastern Wash. 76 64	
			216 H UNLV 58 49	
			220 H Southern Utah 63 49	
			254 H Northern Ariz. 72 55	
			266 A UTEP 89 61	
			311 A Weber St. 77 59	
			319 H San Jose St. 80 51	
			337 A Grand Canyon 60 55	
			338 H Seattle U 68 43	
LAST 12 Division I GAMES:				
151 H Montana 78 60	174 A Eastern Wash. 76 64			
153 H Montana St. 55 53	254 H Northern Ariz. 72 55			
106 A Northern Colo. 63 79	220 H Southern Utah 63 49			
149 H UC Irvine 68 73	311 A Weber St. 77 59			
216 H UNLV 58 49	266 A UTEP 89 61			
337 A Grand Canyon 60 55	145 H Portland 92 79			

Non-Div I Games: Warner Pacific 102 49

Portland St.

Average RPI Win:	286	WON-LOST	WINNING	LAST 10	STRENGTH OF	OPP. STRENGTH	TEAM	ADJ.	CONF.	ADJ CONF.
Average RPI Loss:	113	RECORD	PCT. RANK	GAMES	SCHEDULE	OF SCHEDULE	RPI	RPI	RPI	RPI

DIV. I ONLY	4- 9	267	3-7	150	207	211	211	29	29
DIV. I NON-CONF.	1- 7	319	0- 0	16	119	183	183	26	26
TOTALS	RPI 1-25	RPI 26-50	W-L RECORDS	RPI 51-100	RPI 101-150	RPI 150+			
4- 9	0- 2	0- 0	OVERALL	0- 3	0- 1	4- 3			
1- 3	0- 0	0- 0	HOME	0- 1	0- 0	1- 2			
2- 6	0- 2	0- 0	AWAY	0- 2	0- 1	2- 1			
1- 0	0- 0	0- 0	NEUTRAL	0- 0	0- 0	1- 0			
1- 7	0- 2	0- 0	NON-CONFERENCE	0- 3	0- 1	1- 1			
0- 1	0- 0	0- 0	HOME	0- 1	0- 0	0- 0			
0- 6	0- 2	0- 0	AWAY	0- 2	0- 1	0- 1			
1- 0	0- 0	0- 0	NEUTRAL	0- 0	0- 0	1- 0			
3- 2	0- 0	0- 0	CONFERENCE	0- 0	0- 0	3- 2			
1- 2	0- 0	0- 0	HOME	0- 0	0- 0	1- 2			
2- 0	0- 0	0- 0	AWAY	0- 0	0- 0	2- 0			
0- 0	0- 0	0- 0	NEUTRAL	0- 0	0- 0	0- 0			

RPI	S	Opponent	Score	RPI	S	Opponent	Score	RPI	S	Opponent	Score	RPI	S	Opponent	Score	Team's RPI: 211
12	A	Iowa St.	46 94					54	A	Arkansas	44 71	124	A	Colorado	38 79	
21	A	Texas A&M	57 70					68	A	Oklahoma St.	50 70	161	H	Grambling	63 64	
								81	H	Rice	58 68	185	A	Southern U.	55 54	
												246	H	Texas Southern	44 52	
												253	A	UTRGV	50 57	
												274	N	A&M-Corpus Christi	67 59	
												334	H	Jackson St.	76 57	
												350	A	Alcorn	82 61	
LAST 12 Division I GAMES:																
185	A	Southern U.	55 54	161	H	Grambling	63 64									
21	A	Texas A&M	57 70	334	H	Jackson St.	76 57									
12	A	Iowa St.	46 94	246	H	Texas Southern	44 52									
54	A	Arkansas	44 71	350	A	Alcorn	82 61									
124	A	Colorado	38 79	274	N	A&M-Corpus Christi	67 59									
81	H	Rice	58 68	253	A	UTRGV	50 57									

Non-Div I Games: Jarvis Christian 117 32 Arlington Baptist 105 31

Average RPI Win: 313		WON-LOST	WINNING	LAST 10	STRENGTH OF		OPP. STRENGTH	TEAM	ADJ.	CONF.	ADJ CONF.
Average RPI Loss: 187		RECORD	PCT. RANK	GAMES	SCHEDULE		OF SCHEDULE	RPI	RPI	RPI	RPI
DIV. I ONLY		4- 13	296	3-7	297		296	325	325	28	28
DIV. I NON-CONF.		2- 9	297	0- 0	286		247	320	320	29	29
TOTALS		RPI 1-25	RPI 26-50	W-L RECORDS		RPI 51-100	RPI 101-150	RPI 150+			
4- 13	0- 0	0- 1		OVERALL		0- 0	0- 5	4- 7			
3- 3	0- 0	0- 0		HOME		0- 0	0- 0	3- 3			
1- 10	0- 0	0- 1		AWAY		0- 0	0- 5	1- 4			
0- 0	0- 0	0- 0		NEUTRAL		0- 0	0- 0	0- 0			
2- 9	0- 0	0- 1		NON-CONFERENCE		0- 0	0- 3	2- 5			
1- 2	0- 0	0- 0		HOME		0- 0	0- 0	1- 2			
1- 7	0- 0	0- 1		AWAY		0- 0	0- 3	1- 3			
0- 0	0- 0	0- 0		NEUTRAL		0- 0	0- 0	0- 0			
2- 4	0- 0	0- 0		CONFERENCE		0- 0	0- 2	2- 2			
2- 1	0- 0	0- 0		HOME		0- 0	0- 0	2- 1			
0- 3	0- 0	0- 0		AWAY		0- 0	0- 2	0- 1			
0- 0	0- 0	0- 0		NEUTRAL		0- 0	0- 0	0- 0			

RPI 1-25				RPI 26-50				RPI 51-100				RPI 101+				Team's RPI : 325	
RPI	S	Opponent	Score	RPI	S	Opponent	Score	RPI	S	Opponent	Score	RPI	S	Opponent	Score		
				49	A	Tennessee	49 97					117	A	UNCW	48 63		
												118	A	Georgi a	59 83		
												139	A	Hi gh Poi nt	40 79		
												141	A	Davi dson	56 83		
												146	A	Radford	49 59		
												165	A	Vanderbil t	43 78		
												222	A	SamFord	54 75		
												238	A	Campbel l	46 51		
												247	H	Gardner-Webb	58 66		
												250	A	Furman	68 76		
												272	H	Wofford	61 50		
												284	H	Ga. Southern	68 69		
												292	A	Col. of Charleston	71 65		
												312	H	South Carolina St.	48 57		
												341	H	USC Upstate	70 54		
												346	H	Longwood	81 66		
LAST 12 Division I GAMES:																	
				346	H	Longwood	81 66					146	A	Radford	49 59		
				238	A	Campbel l	46 51					247	H	Gardner-Webb	58 66		
				250	A	Furman	68 76					341	H	USC Upstate	70 54		
				118	A	Georgi a	59 83					139	A	Hi gh Poi nt	40 79		
				292	A	Col. of Charleston	71 65					284	H	Ga. Southern	68 69		
				141	A	Davi dson	56 83					222	A	SamFord	54 75		

Non-Div I Games:

Presbyteri an

Princeton				Through Games Of Jan. 24, 2019							
Average RPI	Win:	183	WON-LOST	WINNING	LAST 10	STRENGTH OF	OPP. STRENGTH	TEAM	ADJ.	CONF.	ADJ CONF.
Average RPI	Loss:	75	RECORD	PCT. RANK	GAMES	SCHEDULE	OF SCHEDULE	RPI	RPI	RPI	RPI
DIV. I ONLY		8- 8	163	7-3	45	95	83	83	11	11	
DIV. I NON-CONF.		8- 7	160	0- 0	68	68	71	71	10	10	

TOTALS	RPI 1-25		RPI 26-50		W-L RECORDS	RPI 51-100	RPI 101-150		RPI 150+		
8- 8	0- 1		0- 2		OVERALL	2- 4	2- 0		4- 1		
3- 2	0- 0		0- 0		HOME	1- 2	2- 0		0- 0		
5- 3	0- 0		0- 0		AWAY	1- 2	0- 0		4- 1		
0- 3	0- 1		0- 2		NEUTRAL	0- 0	0- 0		0- 0		
8- 7	0- 1		0- 2		NON-CONFERENCE	2- 3	2- 0		4- 1		
3- 1	0- 0		0- 0		HOME	1- 1	2- 0		0- 0		
5- 3	0- 0		0- 0		AWAY	1- 2	0- 0		4- 1		
0- 3	0- 1		0- 2		NEUTRAL	0- 0	0- 0		0- 0		
0- 1	0- 0		0- 0		CONFERENCE	0- 1	0- 0		0- 0		
0- 1	0- 0		0- 0		HOME	0- 1	0- 0		0- 0		
0- 0	0- 0		0- 0		AWAY	0- 0	0- 0		0- 0		
0- 0	0- 0		0- 0		NEUTRAL	0- 0	0- 0		0- 0		

RPI 1-25				RPI 26-50				RPI 51-100				Team's RPI: 83				RPI 101+			
RPI	S	Opponent	Score	RPI	S	Opponent	Score	RPI	S	Opponent	Score	RPI	S	Opponent	Score	RPI	S	Opponent	Score
9	N	Syracuse	61 92	39	N	Kansas St.	61 80	53	A	Villanova	46 67	132	H	Marist	60 57				
				43	N	DePaul	67 82	61	H	Quinnipiac	54 42	141	H	Davidson	65 57				
								70	H	Seton Hall	66 70	189	A	George Washington	49 64				
								96	A	Penn St.	71 79	198	A	Rider	89 65				
								98	H	Penn	60 66	245	A	Monmouth	79 47				
								100	A	Hartford	75 38	275	A	St. Francis Brooklyn	83 64				
												310	A	New Hampshire	90 42				

LAST 12 Division I GAMES:																			
132	H	Marist	60 57	98	H	Penn	60 66												
245	A	Monmouth	79 47	310	A	New Hampshire	90 42												
61	H	Quinnipiac	54 42	100	A	Hartford	75 38												
141	H	Davidson	65 57	275	A	St. Francis Brooklyn	83 64												
53	A	Villanova	46 67	9	N	Syracuse	61 92												
39	N	Kansas St.	61 80	43	N	DePaul	67 82												

Non-Div I Games:

Princeton

Average RPI Win:	171	WON-LOST	WINNING	LAST 10	STRENGTH OF	OPP. STRENGTH	TEAM	ADJ.	CONF.	ADJ CONF.
Average RPI Loss:	74	RECORD	PCT. RANK	GAMES	SCHEDULE	OF SCHEDULE	RPI	RPI	RPI	RPI
DIV. I ONLY	12- 8	120	6-4	83	74	90	90	5	5	
DIV. I NON-CONF.	8- 4	91	1- 0	208	153	136	136	4	4	

TOTALS	RPI 1-25	RPI 26-50	W-L RECORDS	RPI 51-100	RPI 101-150	RPI 150+				
12- 8	1- 1	0- 1	OVERALL	2- 5	2- 0	7- 1				
8- 3	1- 0	0- 0	HOME	1- 3	1- 0	5- 0				
3- 5	0- 1	0- 1	AWAY	1- 2	1- 0	1- 1				
1- 0	0- 0	0- 0	NEUTRAL	0- 0	0- 0	1- 0				
8- 4	0- 0	0- 0	NON-CONFERENCE	1- 3	1- 0	6- 1				
5- 2	0- 0	0- 0	HOME	0- 2	1- 0	4- 0				
2- 2	0- 0	0- 0	AWAY	1- 1	0- 0	1- 1				
1- 0	0- 0	0- 0	NEUTRAL	0- 0	0- 0	1- 0				
4- 4	1- 1	0- 1	CONFERENCE	1- 2	1- 0	1- 0				
3- 1	1- 0	0- 0	HOME	1- 1	0- 0	1- 0				
1- 3	0- 1	0- 1	AWAY	0- 1	1- 0	0- 0				
0- 0	0- 0	0- 0	NEUTRAL	0- 0	0- 0	0- 0				

RPI 1-25				RPI 26-50				RPI 51-100				RPI 101+			
RPI	S	Opponent	Score	RPI	S	Opponent	Score	RPI	S	Opponent	Score	RPI	S	Opponent	Score
13	A	Marquette	46 85	43	A	DePaul	62 88	51	H	Northeastern	59 65	105	H	Yale	59 42
23	H	Butler	74 68					53	H	Villanova	67 61	111	A	St. John's (NY)	67 66
								61	H	Quinnipiac	44 48	160	H	Pepperdine	66 47
								70	A	Seton Hall	73 79	176	A	Rhode Island	65 72
								78	A	Boston College	61 57	181	H	Xavier	71 58
								82	H	Georgetown	52 68	212	H	Sacred Heart	62 52
								96	A	Penn St.	72 74	279	H	Northern Ky.	48 43
												280	N	Bryant	72 64
												281	H	La Salle	77 47
												294	A	UMass Lowell	71 47
LAST 12 Division I GAMES:															
111	A	St. John's (NY)	67 66	280	N	Bryant	72 64								
53	H	Villanova	67 61	181	H	Xavier	71 58								
82	H	Georgetown	52 68	23	H	Butler	74 68								
43	A	DePaul	62 88	70	A	Seton Hall	73 79								
13	A	Marquette	46 85	279	H	Northern Ky.	48 43								
281	H	La Salle	77 47	160	H	Pepperdine	66 47								

Non-Div I Games:

Providence

Average RPI Win: 140

Average RPI Loss: 61

WON-LOST
RECORDWINNING
PCT. RANKLAST 10
GAMESSTRENGTH OF
SCHEDULEOPP. STRENGTH
OF SCHEDULETEAM
RPIADJ.
RPICONF.
RPIADJ CONF.
RPIDIV. I ONLY
DIV. I NON-CONF.15- 6
9- 466
858-2
0- 028
5963
11527
6427
644
54
5

TOTALS

RPI 1-25

RPI 26-50

W-L RECORDS

RPI 51-100

RPI 101-150

RPI 150+

15- 6

1- 3

2- 1

OVERALL

3- 0

2- 1

7- 1

11- 1

1- 1

2- 0

HOME

2- 0

1- 0

5- 0

3- 3

0- 1

0- 1

AWAY

1- 0

1- 0

1- 1

1- 2

0- 1

0- 0

NEUTRAL

0- 0

0- 1

1- 0

9- 4

0- 2

1- 1

NON-CONFERENCE

1- 0

0- 1

7- 0

7- 1

0- 1

1- 0

HOME

1- 0

0- 0

5- 0

1- 1

0- 0

0- 1

AWAY

0- 0

0- 0

1- 0

1- 2

0- 1

0- 0

NEUTRAL

0- 0

0- 1

1- 0

6- 2

1- 1

1- 0

CONFERENCE

2- 0

2- 0

0- 1

4- 0

1- 0

1- 0

HOME

1- 0

1- 0

0- 0

2- 2

0- 1

0- 0

AWAY

1- 0

1- 0

0- 1

0- 0

0- 0

0- 0

NEUTRAL

0- 0

0- 0

0- 0

RPI 1-25

RPI 26-50

Team's RPI: 27

RPI 51-100

RPI 101+

RPI	S	Opponent	Score
7	N	UConn	40 86
10	H	Iowa	62 57
16	A	Rutgers	63 65
18	H	South Carolina	73 82

RPI	S	Opponent	Score
28	H	Indiana	56 53
30	H	Miami (FL)	74 63
34	A	Ohio	73 80

RPI	S	Opponent	Score
62	H	Michigan	71 70
64	H	Harvard	66 65
69	A	Northwestern	57 54

RPI	S	Opponent	Score
109	H	Ohio St.	60 42
111	N	St. John's (NY)	62 68
128	A	Minnesota	64 53
170	H	Bradley	74 61
175	A	Ball St.	80 38
177	A	Wisconsin	69 76
203	N	Ole Miss	70 59
226	H	Loyola Chicago	65 41
240	H	Western Ill.	81 60
255	H	Albany (NY)	53 41
335	H	Purdue Fort Wayne	78 44

LAST 12 Division I GAMES:

10	H	Iowa	62	57	128	A	Minnesota	64	53
62	H	Michigan	71	70	28	H	Indiana	56	53
177	A	Wisconsin	69	76	16	A	Rutgers	63	65
109	H	Ohio St.	60	42	69	A	Northwestern	57	54
170	H	Bradley	74	61	18	H	South Carolina	73	82
255	H	Albany (NY)	53	41	226	H	Loyola Chicago	65	41

Purdue

Purdue

Non-Div I Games:

Purdue

Average RPI Win:	331	WON-LOST	WINNING	LAST 10	STRENGTH OF	OPP. STRENGTH	TEAM	ADJ.	CONF.	ADJ CONF.
Average RPI Loss:	192	RECORD	PCT. RANK	GAMES	SCHEDULE	OF SCHEDULE	RPI	RPI	RPI	RPI

DIV. I ONLY	2- 14	331	2-8	288	258	335	335	18	18
DIV. I NON-CONF.	1- 8	322	0- 0	304	322	342	342	16	16

TOTALS	RPI 1-25	RPI 26-50	W-L RECORDS	RPI 51-100	RPI 101-150	RPI 150+			
2- 14	0- 0	0- 3	OVERALL	0- 0	0- 0	2- 11			
1- 5	0- 0	0- 1	HOME	0- 0	0- 0	1- 4			
1- 9	0- 0	0- 2	AWAY	0- 0	0- 0	1- 7			
0- 0	0- 0	0- 0	NEUTRAL	0- 0	0- 0	0- 0			
1- 8	0- 0	0- 1	NON-CONFERENCE	0- 0	0- 0	1- 7			
0- 3	0- 0	0- 0	HOME	0- 0	0- 0	0- 3			
1- 5	0- 0	0- 1	AWAY	0- 0	0- 0	1- 4			
0- 0	0- 0	0- 0	NEUTRAL	0- 0	0- 0	0- 0			
1- 6	0- 0	0- 2	CONFERENCE	0- 0	0- 0	1- 4			
1- 2	0- 0	0- 1	HOME	0- 0	0- 0	1- 1			
0- 4	0- 0	0- 1	AWAY	0- 0	0- 0	0- 3			
0- 0	0- 0	0- 0	NEUTRAL	0- 0	0- 0	0- 0			

RPI	S	Opponent	Score	RPI	S	Opponent	Score	RPI	S	Opponent	Score	RPI	S	Opponent	Score
27	A	Purdue	44 78	30	A	South Dakota	51 69	32	H	South Dakota St.	52 85	168	H	Oral Roberts	61 72
												186	H	Eastern Mi ch.	72 87
												193	A	Mi lwaukee	48 70
												213	H	SIUE	49 57
												223	A	North Dakota	60 79
												226	A	Loyol a Chi cago	67 81
												240	A	Western Ill.	59 73
												251	A	Eastern Ill.	63 72
												290	A	Western Mi ch.	61 69
												303	A	North Dakota St.	54 70
												305	H	Valparai so	64 68
												318	H	Omaha	56 48
												343	A	Evansvi lle	72 66
LAST 12 Division I GAMES:															
32	H	South Dakota St.	52 85	318	H	Omaha	56 48	240	A	Western Ill.	59 73	30	A	South Dakota	51 69
223	A	North Dakota	60 79	168	H	Oral Roberts	61 72	226	A	Loyol a Chi cago	67 81	213	H	SIUE	49 57
303	A	North Dakota St.	54 70	186	H	Eastern Mi ch.	72 87								
305	H	Valparai so	64 68	193	A	Mi lwaukee	48 70								

Non-Div I Games: Taylor (IN) 84 74 Goshen 86 45 Ind. -Kokomo 87 50

Average RPI	Win:	241	WON-LOST	WINNING	LAST 10	STRENGTH OF	OPP. STRENGTH	TEAM	ADJ.	CONF.	ADJ CONF.
Average RPI	Loss:	125	RECORD	PCT. RANK	GAMES	SCHEDULE	OF SCHEDULE	RPI	RPI	RPI	RPI
DIV. I ONLY		11- 6		92	8-2	238	228	146	146	28	28
DIV. I NON-CONF.		5- 5		162	0- 0	134	112	133	133	29	29

TOTALS	RPI 1-25		RPI 26-50		W-L RECORDS	RPI 51-100		RPI 101-150		RPI 150+	
11- 6	0- 1		0- 0		OVERALL	1- 2		2- 1		8- 2	
6- 1	0- 0		0- 0		HOME	0- 0		1- 1		5- 0	
4- 4	0- 1		0- 0		AWAY	1- 1		1- 0		2- 2	
1- 1	0- 0		0- 0		NEUTRAL	0- 1		0- 0		1- 0	
5- 5	0- 1		0- 0		NON-CONFERENCE	1- 2		1- 1		3- 1	
2- 1	0- 0		0- 0		HOME	0- 0		0- 1		2- 0	
2- 3	0- 1		0- 0		AWAY	1- 1		1- 0		0- 1	
1- 1	0- 0		0- 0		NEUTRAL	0- 1		0- 0		1- 0	
6- 1	0- 0		0- 0		CONFERENCE	0- 0		1- 0		5- 1	
4- 0	0- 0		0- 0		HOME	0- 0		1- 0		3- 0	
2- 1	0- 0		0- 0		AWAY	0- 0		0- 0		2- 1	
0- 0	0- 0		0- 0		NEUTRAL	0- 0		0- 0		0- 0	

RPI 1-25				RPI 26-50				RPI 51-100				RPI 101+				Team's RPI: 146
RPI	S	Opponent	Score	RPI	S	Opponent	Score	RPI	S	Opponent	Score	RPI	S	Opponent	Score	
6	A	NC State	58 75					85	N	Nebraska	39 77	134	A	VCU	54 49	
								86	A	Virginia Tech	44 55	138	H	Morehead St.	72 79	
								87	A	Virginia	57 44	139	H	High Point	80 58	
												194	A	Hampton	54 68	
												200	H	UNC Asheville	60 46	
												232	N	Temple	56 50	
												241	A	Mt. St. Mary's	77 89	
												258	H	ETSU	79 64	
												277	H	Winthrop	70 49	
												312	H	South Carolina St.	61 31	
												325	H	Presbyterian	59 49	
												336	A	Charleston So.	67 41	
												346	A	Longwood	68 34	

LAST 12 Division I GAMES:																
194	A	Hampton	54 68	325	H	Presbyterian	59 49									
139	H	High Point	80 58	346	A	Longwood	68 34									
200	H	UNC Asheville	60 46	336	A	Charleston So.	67 41									
241	A	Mt. St. Mary's	77 89	277	H	Winthrop	70 49									
134	A	VCU	54 49	87	A	Virginia	57 44									
138	H	Morehead St.	72 79	86	A	Virginia Tech	44 55									

Non-Div I Games: Shepherd 60 46

Radford

Average RPI	Win:	216	WON-LOST	WINNING	LAST 10	STRENGTH OF	OPP. STRENGTH	TEAM	ADJ.	CONF.	ADJ CONF.
Average RPI	Loss:	113	RECORD	PCT. RANK	GAMES	SCHEDULE	OF SCHEDULE	RPI	RPI	RPI	RPI
DIV. I ONLY	7- 11	233	2-8	89	178	176	176	17	17		
DIV. I NON-CONF.	5- 7	206	1- 0	48	183	143	143	17	17		

TOTALS	RPI 1-25	RPI 26-50	W-L RECORDS	RPI 51-100	RPI 101-150	RPI 150+					
7- 11	0- 1	0- 1	OVERALL	1- 3	0- 4	6- 2					
3- 6	0- 0	0- 0	HOME	1- 3	0- 2	2- 1					
4- 5	0- 1	0- 1	AWAY	0- 0	0- 2	4- 1					
0- 0	0- 0	0- 0	NEUTRAL	0- 0	0- 0	0- 0					
5- 7	0- 1	0- 1	NON-CONFERENCE	1- 3	0- 1	4- 1					
3- 3	0- 0	0- 0	HOME	1- 3	0- 0	2- 0					
2- 4	0- 1	0- 1	AWAY	0- 0	0- 1	2- 1					
0- 0	0- 0	0- 0	NEUTRAL	0- 0	0- 0	0- 0					
2- 4	0- 0	0- 0	CONFERENCE	0- 0	0- 3	2- 1					
0- 3	0- 0	0- 0	HOME	0- 0	0- 2	0- 1					
2- 1	0- 0	0- 0	AWAY	0- 0	0- 1	2- 0					
0- 0	0- 0	0- 0	NEUTRAL	0- 0	0- 0	0- 0					

RPI	S	Opponent	Score	RPI	S	Opponent	Score	RPI	S	Opponent	Score	RPI	S	Opponent	Score	Team's RPI: 176
19	A	Kentucky	52 75	38	A	Clemson	67 80	64	H	Harvard	47 80	128	A	Minnesota	71 91	
								78	H	Boston College	64 88	130	H	Fordham	38 56	
								90	H	Providence	72 65	134	A	VCU	39 74	
								100	H	Hartford	51 65	141	H	Davidson	67 77	
												189	H	George Washington	59 64	
												199	A	Saint Louis	68 56	
												207	H	Brown	72 67	
												218	A	Holy Cross	65 73	
												223	H	North Dakota	77 63	
												244	A	Robert Morris	46 41	
												269	A	Vermont	61 58	
												278	A	Richmond	66 60	
LAST 12 Division I GAMES:																
141	H	Davidson	67 77	207	H	Brown	72 67									
189	H	George Washington	59 64	130	H	Fordham	38 56									
278	A	Richmond	66 60	134	A	VCU	39 74									
64	H	Harvard	47 80	199	A	Saint Louis	68 56									
128	A	Minnesota	71 91	38	A	Clemson	67 80									
100	H	Hartford	51 65	19	A	Kentucky	52 75									

Non-Div I Games:

Rhode Island

Average RPI Win:	213	WON-LOST	WINNING	LAST 10	STRENGTH OF	OPP. STRENGTH	TEAM	ADJ.	CONF.	ADJ CONF.
Average RPI Loss:	38	RECORD	PCT. RANK	GAMES	SCHEDULE	OF SCHEDULE	RPI	RPI	RPI	RPI
DIV. I ONLY	15- 3	25	9-1	290	60	81	81	15	15	
DIV. I NON-CONF.	9- 3	61	0- 0	307	43	112	112	18	18	

TOTALS	RPI 1-25	RPI 26-50	W-L RECORDS	RPI 51-100	RPI 101-150	RPI 150+				
15- 3	0- 1	0- 2	OVERALL	2- 0	1- 0	12- 0				
8- 0	0- 0	0- 0	HOME	0- 0	0- 0	8- 0				
6- 2	0- 1	0- 1	AWAY	2- 0	1- 0	3- 0				
1- 1	0- 0	0- 1	NEUTRAL	0- 0	0- 0	1- 0				
9- 3	0- 1	0- 2	NON-CONFERENCE	1- 0	0- 0	8- 0				
5- 0	0- 0	0- 0	HOME	0- 0	0- 0	5- 0				
3- 2	0- 1	0- 1	AWAY	1- 0	0- 0	2- 0				
1- 1	0- 0	0- 1	NEUTRAL	0- 0	0- 0	1- 0				
6- 0	0- 0	0- 0	CONFERENCE	1- 0	1- 0	4- 0				
3- 0	0- 0	0- 0	HOME	0- 0	0- 0	3- 0				
3- 0	0- 0	0- 0	AWAY	1- 0	1- 0	1- 0				
0- 0	0- 0	0- 0	NEUTRAL	0- 0	0- 0	0- 0				

RPI 1-25				RPI 26-50				RPI 51-100				Team's RPI : 81				RPI 101+			
RPI	S	Opponent	Score	RPI	S	Opponent	Score	RPI	S	Opponent	Score	RPI	S	Opponent	Score	RPI	S	Opponent	Score
21	A	Texas A&M	54 65	42	N	North Carolina	50 71	73	A	Middle Tenn.	60 47	144	A	Louisiana Tech	61 51				
				50	A	UCLA	50 59	92	A	Little Rock	79 65	166	H	Georgia St.	66 49				
												187	H	North Texas	64 52				
												191	A	Southern Miss.	58 47				
												209	H	SMU	66 52				
												211	A	Prairie View	68 58				
												215	N	Coastal Caro.	56 52				
												246	H	Texas Southern	76 71				
												262	H	UTSA	85 54				
												266	H	UTEP	76 42				
												304	A	Incarnate Word	74 63				
												313	H	New Orleans	67 56				
												322	H	McNeese	93 65				
LAST 12 Division I GAMES:																			
144	A	Louisiana Tech	61 51	73	A	Middle Tenn.	60 47	187	H	North Texas	64 52	266	H	UTEP	76 42				
191	A	Southern Miss.	58 47	262	H	UTSA	85 54	211	A	Prairie View	68 58	313	H	New Orleans	67 56				
304	A	Incarnate Word	74 63	42	N	North Carolina	50 71	313	H	New Orleans	67 56								
215	N	Coastal Caro.	56 52	209	H	SMU	66 52												

Non-Div I Games:

Rice

Average RPI Win:	263	WON-LOST	WINNING	LAST 10	STRENGTH OF	OPP. STRENGTH	TEAM	ADJ.	CONF.	ADJ CONF.
Average RPI Loss:	132	RECORD	PCT. RANK	GAMES	SCHEDULE	OF SCHEDULE	RPI	RPI	RPI	RPI
DIV. I ONLY	4- 15	305	2-8	130	167	278	278	17	17	
DIV. I NON-CONF.	3- 10	278	0- 0	127	141	273	273	17	17	

TOTALS	RPI 1-25	RPI 26-50	W-L RECORDS	RPI 51-100	RPI 101-150	RPI 150+				
4- 15	0- 1	0- 1	OVERALL	0- 3	0- 6	4- 4				
4- 6	0- 0	0- 1	HOME	0- 1	0- 2	4- 2				
0- 8	0- 1	0- 0	AWAY	0- 1	0- 4	0- 2				
0- 1	0- 0	0- 0	NEUTRAL	0- 1	0- 0	0- 0				
3- 10	0- 1	0- 1	NON-CONFERENCE	0- 3	0- 3	3- 2				
3- 4	0- 0	0- 1	HOME	0- 1	0- 1	3- 1				
0- 5	0- 1	0- 0	AWAY	0- 1	0- 2	0- 1				
0- 1	0- 0	0- 0	NEUTRAL	0- 1	0- 0	0- 0				
1- 5	0- 0	0- 0	CONFERENCE	0- 0	0- 3	1- 2				
1- 2	0- 0	0- 0	HOME	0- 0	0- 1	1- 1				
0- 3	0- 0	0- 0	AWAY	0- 0	0- 2	0- 1				
0- 0	0- 0	0- 0	NEUTRAL	0- 0	0- 0	0- 0				

RPI	S	Opponent	Score	RPI	S	Opponent	Score	RPI	S	Opponent	Score	RPI	S	Opponent	Score
17	A	UCF	48 70	34	H	Ohio	58 109	61	A	Quinnipiac	48 65	120	H	Drexel	35 58
								82	H	Georgetown	53 73	121	A	Wake Forest	48 62
								86	N	Virginia Tech	57 85	130	A	Fordham	48 60
												134	H	VCU	43 68
												141	A	Davidson	55 78
												148	A	William & Mary	55 65
												152	A	Duquesne	54 80
												176	H	Rhode Island	60 66
												221	H	Howard	67 60
												224	H	UMES	57 55
												283	A	Fla. Atlantic	55 69
												289	H	Saint Joseph's	46 45
												301	H	Fairfield	40 58
												316	H	UNC Greensboro	59 48

LAST 12 Division I GAMES:															
130	A	Fordham	48 60	289	H	Saint Joseph's	46 45	152	A	Duquesne	54 80	141	A	Davidson	55 78
176	H	Rhode Island	60 66	148	A	William & Mary	55 65	134	H	VCU	43 68	221	H	Howard	67 60
316	H	UNC Greensboro	59 48	141	A	Duquesne	54 80	224	H	UMES	57 55	283	A	Fla. Atlantic	55 69
120	H	Drexel	35 58	148	A	William & Mary	55 65	289	H	Saint Joseph's	46 45	301	H	Fairfield	40 58
34	H	Ohio	58 109	130	A	Fordham	48 60	316	H	UNC Greensboro	59 48				
61	A	Quinnipiac	48 65	176	H	Rhode Island	60 66								

Non-Div I Games:

Richmond

Average RPI Win:	286	WON-LOST	WINNING	LAST 10	STRENGTH OF	OPP. STRENGTH	TEAM	ADJ.	CONF.	ADJ CONF.
Average RPI Loss:	142	RECORD	PCT. RANK	GAMES	SCHEDULE	OF SCHEDULE	RPI	RPI	RPI	RPI
DIV. I ONLY	10- 7	124	7-3	306	253	198	198	27	27	
DIV. I NON-CONF.	4- 7	228	0- 1	227	219	246	246	28	28	

TOTALS	RPI 1-25	RPI 26-50	W-L RECORDS	RPI 51-100	RPI 101-150	RPI 150+				
10- 7	0- 0	0- 0	OVERALL	0- 4	0- 0	10- 3				
4- 3	0- 0	0- 0	HOME	0- 2	0- 0	4- 1				
6- 3	0- 0	0- 0	AWAY	0- 1	0- 0	6- 2				
0- 1	0- 0	0- 0	NEUTRAL	0- 1	0- 0	0- 0				
4- 7	0- 0	0- 0	NON-CONFERENCE	0- 4	0- 0	4- 3				
2- 3	0- 0	0- 0	HOME	0- 2	0- 0	2- 1				
2- 3	0- 0	0- 0	AWAY	0- 1	0- 0	2- 2				
0- 1	0- 0	0- 0	NEUTRAL	0- 1	0- 0	0- 0				
6- 0	0- 0	0- 0	CONFERENCE	0- 0	0- 0	6- 0				
2- 0	0- 0	0- 0	HOME	0- 0	0- 0	2- 0				
4- 0	0- 0	0- 0	AWAY	0- 0	0- 0	4- 0				
0- 0	0- 0	0- 0	NEUTRAL	0- 0	0- 0	0- 0				

RPI 1-25				RPI 26-50				RPI 51-100				RPI 101+				Team's RPI: 198
RPI	S	Opponent	Score	RPI	S	Opponent	Score	RPI	S	Opponent	Score	RPI	S	Opponent	Score	
								56	A	Bucknell	59 80	205	H	Navy	60 66	
								78	N	Boston College	61 112	218	A	Holy Cross	61 71	
								82	H	Georgetown	49 79	231	A	Binghamton	62 57	
								83	H	Princeton	65 89	241	H	Mt. St. Mary's	85 67	
												245	A	Monmouth	55 43	
												261	A	Siena	55 52	
												269	A	Vermont	49 54	
												289	A	Saint Joseph's	56 54	
												298	H	Saint Peter's	60 38	
												301	H	Fairfield	62 59	
												317	H	NJIT	67 46	
												333	A	Iona	66 58	
												340	A	Manhattan	73 63	

LAST 12 Division I GAMES:																
261	A	Siena	55 52	78	N	Boston College	61 112	340	A	Manhattan	73 63	298	H	Saint Peter's	60 38	
245	A	Monmouth	55 43	301	H	Fairfield	62 59	333	A	Iona	66 58	205	H	Navy	60 66	
82	H	Georgetown	49 79	56	A	Bucknell	59 80	317	H	NJIT	67 46					
231	A	Binghamton	62 57													

Non-Div I Games:

Rider

Average RPI Win:	302	WON-LOST	WINNING	LAST 10	STRENGTH OF	OPP. STRENGTH	TEAM	ADJ.	CONF.	ADJ CONF.
Average RPI Loss:	127	RECORD	PCT. RANK	GAMES	SCHEDULE	OF SCHEDULE	RPI	RPI	RPI	RPI
DIV. I ONLY	8- 8	163	8-2	316	248	244	244	31	31	
DIV. I NON-CONF.	2- 8	293	0- 1	254	91	318	318	31	31	

TOTALS	RPI 1-25	RPI 26-50	W-L RECORDS	RPI 51-100	RPI 101-150	RPI 150+				
8- 8	0- 1	0- 0	OVERALL	0- 2	0- 2	8- 3				
4- 3	0- 0	0- 0	HOME	0- 2	0- 0	4- 1				
4- 4	0- 1	0- 0	AWAY	0- 0	0- 2	4- 1				
0- 1	0- 0	0- 0	NEUTRAL	0- 0	0- 0	0- 1				
2- 8	0- 1	0- 0	NON-CONFERENCE	0- 2	0- 2	2- 3				
2- 3	0- 0	0- 0	HOME	0- 2	0- 0	2- 1				
0- 4	0- 1	0- 0	AWAY	0- 0	0- 2	0- 1				
0- 1	0- 0	0- 0	NEUTRAL	0- 0	0- 0	0- 1				
6- 0	0- 0	0- 0	CONFERENCE	0- 0	0- 0	6- 0				
2- 0	0- 0	0- 0	HOME	0- 0	0- 0	2- 0				
4- 0	0- 0	0- 0	AWAY	0- 0	0- 0	4- 0				
0- 0	0- 0	0- 0	NEUTRAL	0- 0	0- 0	0- 0				

RPI 1-25				RPI 26-50				RPI 51-100				RPI 101+ Team's RPI: 244			
RPI	S	Opponent	Score	RPI	S	Opponent	Score	RPI	S	Opponent	Score	RPI	S	Opponent	Score
10	A	Iowa	63 92					55	H	James Madison	36 59	115	A	Loyola Marymount	53 61
								89	H	Kent St.	46 54	123	A	Youngstown St.	59 69
												176	H	Rhode Island	41 46
												209	N	SMU	55 60
												235	A	Bowling Green	60 61
												241	H	Mt. St. Mary's	70 58
												275	A	St. Francis Brooklyn	75 56
												280	A	Bryant	60 57
												281	H	La Salle	67 39
												291	A	Central Conn. St.	64 57
												347	H	Fairleigh Dickinson	71 49
												348	H	Delaware St.	64 63
												351	A	LIU Brooklyn	89 37
LAST 12 Division I GAMES:															
275	A	St. Francis Brooklyn	75 56	115	A	Loyola Marymount	53 61								
347	H	Fairleigh Dickinson	71 49	291	A	Central Conn. St.	64 57								
241	H	Mt. St. Mary's	70 58	280	A	Bryant	60 57								
55	H	James Madison	36 59	351	A	LIU Brooklyn	89 37								
348	H	Delaware St.	64 63	10	A	Iowa	63 92								
89	H	Kent St.	46 54	209	N	SMU	55 60								

Non-Div I Games: Pitt.-Johnstown 73 53

Robert Morris

Average RPI Win: 137

Average RPI Loss: 31

WON-LOST
RECORDWINNING
PCT. RANKLAST 10
GAMESSTRENGTH OF
SCHEDULEOPP. STRENGTH
OF SCHEDULETEAM
RPIADJ.
RPICONF.
RPIADJ CONF.
RPIDIV. I ONLY
DIV. I NON-CONF.15- 4
8- 333
729-1
1- 132
9736
8016
5616
564
54
5

TOTALS

RPI 1-25

RPI 26-50

W-L RECORDS

RPI 51-100

RPI 101-150

RPI 150+

15- 4

0- 3

4- 0

OVERALL

4- 1

0- 0

7- 0

10- 0

0- 0

3- 0

HOME

2- 0

0- 0

5- 0

4- 2

0- 1

1- 0

AWAY

2- 1

0- 0

1- 0

1- 2

0- 2

0- 0

NEUTRAL

0- 0

0- 0

1- 0

8- 3

0- 2

1- 0

NON-CONFERENCE

1- 1

0- 0

6- 0

6- 0

0- 0

1- 0

HOME

0- 0

0- 0

5- 0

1- 1

0- 0

0- 0

AWAY

1- 1

0- 0

0- 0

1- 2

0- 2

0- 0

NEUTRAL

0- 0

0- 0

1- 0

7- 1

0- 1

3- 0

CONFERENCE

3- 0

0- 0

1- 0

4- 0

0- 0

2- 0

HOME

2- 0

0- 0

0- 0

3- 1

0- 1

1- 0

AWAY

1- 0

0- 0

1- 0

0- 0

0- 0

0- 0

NEUTRAL

0- 0

0- 0

0- 0

RPI 1-25

Team's RPI: 16

RPI 26-50

RPI 51-100

RPI 101+

RPI	S	Opponent	Score
10	A	Iowa	66 72
14	N	Drake	59 69
15	N	Gonzaga	40 57

RPI	S	Opponent	Score
26	A	Maryland	73 65
27	H	Purdue	65 63
29	H	Michigan St.	76 62
48	H	LSU	57 43

RPI	S	Opponent	Score
64	A	Harvard	60 49
69	H	Northwestern	45 41
85	A	Nebraska	62 56
86	A	Virginia Tech	51 67
96	H	Penn St.	74 61

RPI	S	Opponent	Score
167	H	Stony Brook	61 47
169	A	Illinois	71 60
207	H	Brown	73 52
255	H	Albany (NY)	65 39
258	N	ETSU	68 44
259	H	Saint Francis (PA)	96 52
291	H	Central Conn. St.	73 44

LAST 12 Division I GAMES:

27	H	Purdue	65 63	258	N	ETSU	68 44
85	A	Nebraska	62 56	15	N	Gonzaga	40 57
169	A	Illinois	71 60	10	A	Iowa	66 72
96	H	Penn St.	74 61	29	H	Michigan St.	76 62
207	H	Brown	73 52	69	H	Northwestern	45 41
26	A	Maryland	73 65	48	H	LSU	57 43

Non-Div I Games:

Rutgers

■ Loss,
 ■ Non-Conf, S Site,
 ■ Home
 ■ Away
 N Neutral

Average RPI Win:	226	WON-LOST	WINNING	LAST 10	STRENGTH OF	OPP. STRENGTH	TEAM	ADJ.	CONF.	ADJ CONF.
Average RPI Loss:	78	RECORD	PCT. RANK	GAMES	SCHEDULE	OF SCHEDULE	RPI	RPI	RPI	RPI
DIV. I ONLY	12- 3	31	9-1	207	242	72	72	26	26	
DIV. I NON-CONF.	6- 3	91	0- 1	83	188	60	60	24	24	

TOTALS	RPI 1-25	RPI 26-50	W-L RECORDS	RPI 51-100	RPI 101-150	RPI 150+				
12- 3	0- 0	0- 2	OVERALL	0- 0	2- 0	10- 1				
8- 0	0- 0	0- 0	HOME	0- 0	2- 0	6- 0				
3- 3	0- 0	0- 2	AWAY	0- 0	0- 0	3- 1				
1- 0	0- 0	0- 0	NEUTRAL	0- 0	0- 0	1- 0				
6- 3	0- 0	0- 2	NON-CONFERENCE	0- 0	2- 0	4- 1				
5- 0	0- 0	0- 0	HOME	0- 0	2- 0	3- 0				
0- 3	0- 0	0- 2	AWAY	0- 0	0- 0	0- 1				
1- 0	0- 0	0- 0	NEUTRAL	0- 0	0- 0	1- 0				
6- 0	0- 0	0- 0	CONFERENCE	0- 0	0- 0	6- 0				
3- 0	0- 0	0- 0	HOME	0- 0	0- 0	3- 0				
3- 0	0- 0	0- 0	AWAY	0- 0	0- 0	3- 0				
0- 0	0- 0	0- 0	NEUTRAL	0- 0	0- 0	0- 0				

S
F
A

RPI 1-25				RPI 26-50				RPI 51-100				Team's RPI : 72				RPI 101+			
RPI	S	Opponent	Score	RPI	S	Opponent	Score	RPI	S	Opponent	Score	RPI	S	Opponent	Score	RPI	S	Opponent	Score
				30	A	Mi ami (FL)	60	81								105	H	Yale	67 57
				46	A	New Mexi co	33	74								129	H	Tul sa	76 34
																153	H	Montana St.	60 53
																158	A	Texas Tech	69 77
																172	A	Abilene Christian	71 55
																194	N	Hampton	70 68
																204	H	Nicholls St.	70 62
																242	A	Southeastern La.	62 51
																246	H	Texas Southern	74 55
																304	A	Incarnate Word	66 56
																313	H	New Orleans	97 38
																320	H	Morgan St.	69 42
																329	H	Northwestern St.	84 56
LAST 12 Division I GAMES:																			
				313	H	New Orleans	97 38	46	A	New Mexico	33 74					105	H	Yale	67 57
				329	H	Northwestern St.	84 56									172	A	Abilene Christian	71 55
				204	H	Nicholls St.	70 62									304	A	Incarnate Word	66 56
				242	A	Southeastern La.	62 51									153	H	Montana St.	60 53
				194	N	Hampton	70 68									158	A	Texas Tech	69 77
				246	H	Texas Southern	74 55												

S
F
A

Non-Div I Games: Wiley 97 38 Cameron 86 59 Our Lady of the Lake 77

SFA

SIUE				Through Games Of Jan. 24, 2019																
Average RPI Win:		281	WON-LOST		WINNING		LAST 10		STRENGTH OF		OPP. STRENGTH		TEAM		ADJ.		CONF.		ADJ CONF.	
Average RPI Loss:		159	RECORD		PCT. RANK		GAMES		SCHEDULE		OF SCHEDULE		RPI		RPI		RPI		RPI	
DIV. I ONLY			8- 9		190		5-5		299		282		213		213		22		22	
DIV. I NON-CONF.			4- 6		212		0- 0		309		264		239		239		20		20	
TOTALS		RPI 1-25		RPI 26-50		W-L RECORDS		RPI 51-100		RPI 101-150		RPI 150+								
8- 9		0- 0		0- 1		OVERALL		0- 1		0- 1		8- 6								
3- 1		0- 0		0- 0		HOME		0- 0		0- 0		3- 1								
5- 7		0- 0		0- 1		AWAY		0- 0		0- 1		5- 5								
0- 1		0- 0		0- 0		NEUTRAL		0- 1		0- 0		0- 0								
4- 6		0- 0		0- 1		NON-CONFERENCE		0- 1		0- 0		4- 4								
1- 0		0- 0		0- 0		HOME		0- 0		0- 0		1- 0								
3- 5		0- 0		0- 1		AWAY		0- 0		0- 0		3- 4								
0- 1		0- 0		0- 0		NEUTRAL		0- 1		0- 0		0- 0								
4- 3		0- 0		0- 0		CONFERENCE		0- 0		0- 1		4- 2								
2- 1		0- 0		0- 0		HOME		0- 0		0- 0		2- 1								
2- 2		0- 0		0- 0		AWAY		0- 0		0- 1		2- 1								
0- 0		0- 0		0- 0		NEUTRAL		0- 0		0- 0		0- 0								

RPI 1-25				RPI 26-50				RPI 51-100				RPI 101+				Team's RPI: 213	
RPI	S	Opponent	Score	RPI	S	Opponent	Score	RPI	S	Opponent	Score	RPI	S	Opponent	Score		
				37	A	Missouri	36 59	94	N	Missouri St.	65 68	113	A	Tennessee Tech	55 79		
												169	A	Illinois	57 74		
												183	H	Illinois St.	68 61		
												188	A	UMKC	75 80		
												199	A	Saint Louis	56 63		
												201	A	Southeast Mo. St.	58 63		
												201	H	Southeast Mo. St.	52 62		
												202	A	Jacksonville St.	51 47		
												226	A	Loyol a Chi cago	43 56		
												251	A	Eastern Ill.	65 56		
												286	H	Murray St.	71 54		
												307	H	Austin Peay	69 68		
												335	A	Purdue Fort Wayne	57 49		
												343	A	Evansville	54 45		
												344	A	Chi cago St.	82 66		
LAST 12 Division I GAMES:																	
				113	A	Tennessee Tech	55 79	201	A	Southeast Mo. St.	58 63						
				251	A	Eastern Ill.	65 56	286	H	Murray St.	71 54						
				201	H	Southeast Mo. St.	52 62	307	H	Austin Peay	69 68						
				94	N	Missouri St.	65 68	202	A	Jacksonville St.	51 47						
				188	A	UMKC	75 80	344	A	Chi cago St.	82 66						
				169	A	Illinois	57 74	226	A	Loyol a Chi cago	43 56						

Non-Div I Games: McKendree 64 63

SIUE

Through Games Of Jan. 24, 2019																			
SMU		Average RPI	W-L	WINNING	LAST 10	STRENGTH OF SCHEDULE		OPP. STRENGTH OF SCHEDULE	TEAM RPI	ADJ. RPI	CONF. RPI	ADJ CONF. RPI							
Average RPI		Loss:	RECORD	PCT. RANK	GAMES														
DIV. I ONLY			7- 12	243	2-8	94		204	209	209	9	9							
DIV. I NON-CONF.			6- 7	172	1- 0	197		288	241	241	9	9							

TOTALS		RPI 1-25	RPI 26-50		W-L RECORDS		RPI 51-100	RPI 101-150		RPI 150+									
7- 12	0- 2	0- 0		OVERALL		0- 3	0- 6		7- 1										
5- 6	0- 0	0- 0		HOME		0- 1	0- 4		5- 1										
0- 6	0- 2	0- 0		AWAY		0- 2	0- 2		0- 0										
2- 0	0- 0	0- 0		NEUTRAL		0- 0	0- 0		2- 0										
6- 7	0- 0	0- 0		NON-CONFERENCE		0- 2	0- 4		6- 1										
4- 4	0- 0	0- 0		HOME		0- 0	0- 3		4- 1										
0- 3	0- 0	0- 0		AWAY		0- 2	0- 1		0- 0										
2- 0	0- 0	0- 0		NEUTRAL		0- 0	0- 0		2- 0										
1- 5	0- 2	0- 0		CONFERENCE		0- 1	0- 2		1- 0										
1- 2	0- 0	0- 0		HOME		0- 1	0- 1		1- 0										
0- 3	0- 2	0- 0		AWAY		0- 0	0- 1		0- 0										
0- 0	0- 0	0- 0		NEUTRAL		0- 0	0- 0		0- 0										

RPI 1-25		RPI 26-50	RPI 51-100		RPI 101+		Team's RPI: 209												
RPI	S	Opponent	Score	RPI	S	Opponent	Score	RPI	S	Opponent	Score								
7	A	UConn	39 79					101	A	Cincinnati	57 69								
17	A	UCF	43 55					106	A	Northern Colo.	57 58								
								116	H	Houston	61 72								
								122	H	Alabama	61 62								
								126	H	UT Arlington	41 66								
								143	H	Oklahoma	61 77								
								187	H	North Texas	73 66								
								242	H	Southeastern La.	62 63								
								244	N	Robert Morris	60 55								
								254	N	Northern Ariz.	55 48								
								273	H	Wichita St.	78 50								
								285	H	CSU Bakersfield	49 43								
								293	H	Mississippi Val.	62 47								
								314	H	La.-Monroe	49 38								

LAST 12 Division I GAMES:																			
88	H	Tulane	43 61	254	N	Northern Ariz.	55 48												
116	H	Houston	61 72	7	A	UConn	39 79												
101	A	Cincinnati	57 69	17	A	UCF	43 55												
126	H	UT Arlington	41 66	273	H	Wichita St.	78 50												
143	H	Oklahoma	61 77	81	A	Rice	52 66												
285	H	CSU Bakersfield	49 43	106	A	Northern Colo.	57 58												

Non-Div I Games:

SMU

Average RPI	Win:	232	WON-LOST	WINNING	LAST 10	STRENGTH OF	OPP. STRENGTH	TEAM	ADJ.	CONF.	ADJ CONF.
Average RPI	Loss:	130	RECORD	PCT. RANK	GAMES	SCHEDULE	OF SCHEDULE	RPI	RPI	RPI	RPI
DIV. I ONLY		5- 9		246	3-7	178	188	252	252	16	16
DIV. I NON-CONF.		3- 4		199	1- 0	149	244	220	220	12	12

TOTALS	RPI 1-25		RPI 26-50		W-L RECORDS	RPI 51-100		RPI 101-150		RPI 150+	
5- 9	0- 0		0- 1		OVERALL	0- 1		0- 3		5- 4	
3- 4	0- 0		0- 0		HOME	0- 1		0- 0		3- 3	
0- 4	0- 0		0- 1		AWAY	0- 0		0- 3		0- 0	
2- 1	0- 0		0- 0		NEUTRAL	0- 0		0- 0		2- 1	
3- 4	0- 0		0- 1		NON-CONFERENCE	0- 1		0- 0		3- 2	
1- 2	0- 0		0- 0		HOME	0- 1		0- 0		1- 1	
0- 1	0- 0		0- 1		AWAY	0- 0		0- 0		0- 0	
2- 1	0- 0		0- 0		NEUTRAL	0- 0		0- 0		2- 1	
2- 5	0- 0		0- 0		CONFERENCE	0- 0		0- 3		2- 2	
2- 2	0- 0		0- 0		HOME	0- 0		0- 0		2- 2	
0- 3	0- 0		0- 0		AWAY	0- 0		0- 3		0- 0	
0- 0	0- 0		0- 0		NEUTRAL	0- 0		0- 0		0- 0	

RPI 1-25				RPI 26-50				RPI 51-100				RPI 101+				Team's RPI: 252
RPI	S	Opponent	Score	RPI	S	Opponent	Score	RPI	S	Opponent	Score	RPI	S	Opponent	Score	
				46	A	New Mexico	53 85	84	H	UC Davis	60 109	106	A	Northern Colo.	69 82	
												107	A	Idaho St.	43 73	
												127	A	Idaho	66 104	
												151	H	Montana	86 88	
												153	H	Montana St.	53 69	
												160	N	Pepperdine	97 113	
												169	N	Illinois	109 107	
												194	N	Hampton	65 61	
												220	H	Southern Utah	77 76	
												236	H	San Francisco	75 86	
												254	H	Northern Ari z.	65 61	
												323	H	Cal Poly	88 85	
LAST 12 Division I GAMES:																
107	A	Idaho St.	43 73	194	N	Hampton	65 61									
153	H	Montana St.	53 69	127	A	Idaho	66 104									
151	H	Montana	86 88	220	H	Southern Utah	77 76									
106	A	Northern Colo.	69 82	254	H	Northern Ari z.	65 61									
46	A	New Mexico	53 85	236	H	San Francisco	75 86									
84	H	UC Davis	60 109	169	N	Illinois	109 107									

Non-Div I Games: Antelope Valley 86 80

Sacramento St.

Average RPI Win:	300	WON-LOST	WINNING	LAST 10	STRENGTH OF	OPP. STRENGTH	TEAM	ADJ.	CONF.	ADJ CONF.
Average RPI Loss:	160	RECORD	PCT. RANK	GAMES	SCHEDULE	OF SCHEDULE	RPI	RPI	RPI	RPI
DIV. I ONLY	10- 7	124	7-3	313	310	212	212	31	31	
DIV. I NON-CONF.	4- 7	228	0- 0	246	255	238	238	31	31	

TOTALS	RPI 1-25	RPI 26-50	W-L RECORDS	RPI 51-100	RPI 101-150	RPI 150+				
10- 7	0- 1	0- 0	OVERALL	0- 1	0- 1	10- 4				
5- 3	0- 0	0- 0	HOME	0- 0	0- 0	5- 3				
5- 4	0- 1	0- 0	AWAY	0- 1	0- 1	5- 1				
0- 0	0- 0	0- 0	NEUTRAL	0- 0	0- 0	0- 0				
4- 7	0- 1	0- 0	NON-CONFERENCE	0- 1	0- 1	4- 4				
1- 3	0- 0	0- 0	HOME	0- 0	0- 0	1- 3				
3- 4	0- 1	0- 0	AWAY	0- 1	0- 1	3- 1				
0- 0	0- 0	0- 0	NEUTRAL	0- 0	0- 0	0- 0				
6- 0	0- 0	0- 0	CONFERENCE	0- 0	0- 0	6- 0				
4- 0	0- 0	0- 0	HOME	0- 0	0- 0	4- 0				
2- 0	0- 0	0- 0	AWAY	0- 0	0- 0	2- 0				
0- 0	0- 0	0- 0	NEUTRAL	0- 0	0- 0	0- 0				

RPI 1-25				RPI 26-50				RPI 51-100				RPI 101+ Team's RPI: 212			
RPI	S	Opponent	Score	RPI	S	Opponent	Score	RPI	S	Opponent	Score	RPI	S	Opponent	Score
19	A	Kentucky	43 71					90	A	Provi dence	52 62	131	A	Lehigh	66 70
												167	H	Stony Brook	58 73
												182	A	Massachusetts	61 78
												245	H	Monmouth	50 55
												261	H	Si ena	72 50
												264	A	Hofstra	70 64
												275	A	St. Francis Brooklyn	68 66
												280	H	Bryant	49 48
												289	H	Saint Joseph's	44 61
												291	H	Central Conn. St.	66 61
												310	A	New Hampshire	71 60
												315	A	Wagner	80 68
												315	H	Wagner	72 64
												340	A	Manhattan	74 46
												351	H	LIU Brooklyn	75 53
LAST 12 Division I GAMES:															
351	H	LIU Brooklyn	75 53	315	H	Wagner	72 64								
291	H	Central Conn. St.	66 61	275	A	St. Francis Brooklyn	68 66								
19	A	Kentucky	43 71	280	H	Bryant	49 48								
289	H	Saint Joseph's	44 61	315	A	Wagner	80 68								
340	A	Manhattan	74 46	167	H	Stony Brook	58 73								
131	A	Lehigh	66 70	264	A	Hofstra	70 64								

Non-Div I Games:

Sacred Heart

Average RPI Win:	285	WON-LOST	WINNING	LAST 10	STRENGTH OF	OPP. STRENGTH	TEAM	ADJ.	CONF.	ADJ CONF.
Average RPI Loss:	152	RECORD	PCT. RANK	GAMES	SCHEDULE	OF SCHEDULE	RPI	RPI	RPI	RPI
DIV. I ONLY	5- 12	268	4-6	195	250	259	259	31	31	
DIV. I NON-CONF.	2- 9	297	0- 1	49	113	211	211	31	31	

TOTALS	RPI 1-25	RPI 26-50	W-L RECORDS	RPI 51-100	RPI 101-150	RPI 150+				
5- 12	0- 2	0- 0	OVERALL	0- 2	1- 2	4- 6				
3- 2	0- 0	0- 0	HOME	0- 1	1- 0	2- 1				
2- 8	0- 2	0- 0	AWAY	0- 0	0- 2	2- 4				
0- 2	0- 0	0- 0	NEUTRAL	0- 1	0- 0	0- 1				
2- 9	0- 2	0- 0	NON-CONFERENCE	0- 2	1- 2	1- 3				
1- 2	0- 0	0- 0	HOME	0- 1	1- 0	0- 1				
1- 5	0- 2	0- 0	AWAY	0- 0	0- 2	1- 1				
0- 2	0- 0	0- 0	NEUTRAL	0- 1	0- 0	0- 1				
3- 3	0- 0	0- 0	CONFERENCE	0- 0	0- 0	3- 3				
2- 0	0- 0	0- 0	HOME	0- 0	0- 0	2- 0				
1- 3	0- 0	0- 0	AWAY	0- 0	0- 0	1- 3				
0- 0	0- 0	0- 0	NEUTRAL	0- 0	0- 0	0- 0				

RPI 1-25				RPI 26-50				RPI 51-100				RPI 101+ Team's RPI: 259							
RPI	S	Opponent	Score	RPI	S	Opponent	Score	RPI	S	Opponent	Score	RPI	S	Opponent	Score				
2	A	Bayl or	58 116					60	N	Boi se St.	64 78	114	A	Pi ttsburgh	75 78				
16	A	Rutgers	52 96					95	H	FGCU	69 83	123	A	Youngstown St.	56 80				
												138	H	Morehead St.	89 83				
												151	N	Montana	77 79				
												152	H	Duquesne	73 93				
												241	H	Mt. St. Mary's	68 66				
												267	A	Li berty	53 82				
												275	A	St. Franci s Brookl yn	65 78				
												280	A	Bryant	63 66				
												291	A	Central Conn. St.	62 73				
												346	A	Longwood	91 88				
												347	H	Fai r l ei gh Di cki nson	75 64				
												351	A	LIU Brookl yn	80 66				

LAST 12 Di vi si on I GAMES:																			
351	A	LIU Brookl yn	80 66	151	N	Montana	77 79	280	A	Bryant	63 66								
241	H	Mt. St. Mary's	68 66	291	A	Central Conn. St.	62 73	275	A	St. Franci s Brookl yn	65 78								
347	H	Fai r l ei gh Di cki nson	75 64	123	A	Youngstown St.	56 80	123	A	Youngstown St.	56 80								
114	A	Pi ttsburgh	75 78	95	H	FGCU	69 83	95	H	FGCU	69 83								
138	H	Morehead St.	89 83																
60	N	Boi se St.	64 78																

Non-Div I Games: Seton Hill 86 74

Saint Francis (PA)

Average RPI Win:	255	WON-LOST	WINNING	LAST 10	STRENGTH OF	OPP. STRENGTH	TEAM	ADJ.	CONF.	ADJ CONF.
Average RPI Loss:	155	RECORD	PCT. RANK	GAMES	SCHEDULE	OF SCHEDULE	RPI	RPI	RPI	RPI
DIV. I ONLY	6- 13	262	3-7	249	197	289	289	17	17	
DIV. I NON-CONF.	4- 9	252	1- 0	181	225	271	271	17	17	

TOTALS	RPI 1-25	RPI 26-50	W-L RECORDS	RPI 51-100	RPI 101-150	RPI 150+				
6- 13	0- 0	0- 0	OVERALL	0- 3	0- 3	6- 7				
5- 6	0- 0	0- 0	HOME	0- 2	0- 1	5- 3				
1- 7	0- 0	0- 0	AWAY	0- 1	0- 2	1- 4				
0- 0	0- 0	0- 0	NEUTRAL	0- 0	0- 0	0- 0				
4- 9	0- 0	0- 0	NON-CONFERENCE	0- 3	0- 2	4- 4				
3- 5	0- 0	0- 0	HOME	0- 2	0- 1	3- 2				
1- 4	0- 0	0- 0	AWAY	0- 1	0- 1	1- 2				
0- 0	0- 0	0- 0	NEUTRAL	0- 0	0- 0	0- 0				
2- 4	0- 0	0- 0	CONFERENCE	0- 0	0- 1	2- 3				
2- 1	0- 0	0- 0	HOME	0- 0	0- 0	2- 1				
0- 3	0- 0	0- 0	AWAY	0- 0	0- 1	0- 2				
0- 0	0- 0	0- 0	NEUTRAL	0- 0	0- 0	0- 0				

RPI 1-25				RPI 26-50				RPI 51-100				RPI 101+				Team's RPI: 289
RPI	S	Opponent	Score	RPI	S	Opponent	Score	RPI	S	Opponent	Score	RPI	S	Opponent	Score	
								53	H	Villanova	35 47	103	H	Towson	52 73	
								57	H	Auburn	70 81	120	A	Drexel	34 51	
								98	A	Penn	45 65	134	A	VCU	40 59	
												152	A	Duquesne	73 81	
												192	A	Delaware	39 48	
												198	H	Rider	54 56	
												199	H	Saint Louis	49 62	
												205	A	Navy	48 49	
												212	A	Sacred Heart	61 44	
												232	H	Temple	52 58	
												234	H	Niagara	68 54	
												243	H	St. Bonaventure	66 41	
												265	H	Columbia	68 61	
												278	A	Richmond	45 46	
												281	H	La Salle	60 57	
												295	H	Loyola Maryland	49 46	

LAST 12 Division I GAMES:																
				243	H	St. Bonaventure	66 41	295	H	Loyola Maryland	49 46					
				199	H	Saint Louis	49 62	278	A	Richmond	45 46					
				134	A	VCU	40 59	281	H	La Salle	60 57					
				205	A	Navy	48 49	152	A	Duquesne	73 81					
				192	A	Delaware	39 48	103	H	Towson	52 73					
				212	A	Sacred Heart	61 44	57	H	Auburn	70 81					

Non-Div I Games:

Saint Joseph's

Average RPI Win:	214	WON-LOST	WINNING	LAST 10	STRENGTH OF	OPP. STRENGTH	TEAM	ADJ.	CONF.	ADJ CONF.
Average RPI Loss:	122	RECORD	PCT. RANK	GAMES	SCHEDULE	OF SCHEDULE	RPI	RPI	RPI	RPI
DIV. I ONLY	8- 11	218	4-6	215	83	199	199	17	17	
DIV. I NON-CONF.	5- 8	224	1- 0	193	48	213	213	17	17	

TOTALS	RPI 1-25	RPI 26-50	W-L RECORDS	RPI 51-100	RPI 101-150	RPI 150+				
8- 11	0- 1	0- 1	OVERALL	1- 0	1- 5	6- 4				
3- 6	0- 1	0- 1	HOME	0- 0	1- 2	2- 2				
5- 3	0- 0	0- 0	AWAY	1- 0	0- 1	4- 2				
0- 2	0- 0	0- 0	NEUTRAL	0- 0	0- 2	0- 0				
5- 8	0- 1	0- 1	NON-CONFERENCE	1- 0	0- 4	4- 2				
2- 4	0- 1	0- 1	HOME	0- 0	0- 1	2- 1				
3- 2	0- 0	0- 0	AWAY	1- 0	0- 1	2- 1				
0- 2	0- 0	0- 0	NEUTRAL	0- 0	0- 2	0- 0				
3- 3	0- 0	0- 0	CONFERENCE	0- 0	1- 1	2- 2				
1- 2	0- 0	0- 0	HOME	0- 0	1- 1	0- 1				
2- 1	0- 0	0- 0	AWAY	0- 0	0- 0	2- 1				
0- 0	0- 0	0- 0	NEUTRAL	0- 0	0- 0	0- 0				

RPI 1-25				RPI 26-50				RPI 51-100				RPI 101+				Team's RPI: 199
RPI	S	Opponent	Score	RPI	S	Opponent	Score	RPI	S	Opponent	Score	RPI	S	Opponent	Score	
7	H	UConn	42 98	37	H	Missouri	62 74	87	A	Virginia	67 65	101	H	Cincinnati	50 51	
												105	N	Yale	52 58	
												110	H	Dayton	68 65	
												129	A	Tulsa	75 86	
												130	H	Fordham	53 56	
												133	N	Chattanooga	61 71	
												155	H	Indiana St.	56 60	
												163	H	Southern Ill.	62 58	
												176	H	Rhode Island	56 68	
												182	A	Massachusetts	66 70	
												183	A	Illinois St.	67 72	
												213	H	SIUE	63 56	
												243	A	St. Bonaventure	62 45	
												283	A	Fla. Atlantic	93 61	
												289	A	Saint Joseph's	62 49	
												324	A	Eastern Ky.	70 43	

LAST 12 Division I GAMES:																
130	H	Fordham	53 56	283	A	Fla. Atlantic	93 61	110	H	Dayton	68 65					
289	A	Saint Joseph's	62 49	243	A	St. Bonaventure	62 45	176	H	Rhode Island	56 68					
182	A	Massachusetts	66 70	7	H	UConn	42 98	213	H	SIUE	63 56					
105	N	Yale	52 58													
183	A	Illinois St.	67 72													
37	H	Missouri	62 74													

Non-Div I Games:

Saint Louis

Saint Mary's (CA)

Through Games Of Jan. 24, 2019

Average RPI	Win:	180	WON-LOST	WINNING	LAST 10	STRENGTH OF	OPP. STRENGTH	TEAM	ADJ.	CONF.	ADJ CONF.
Average RPI	Loss:	39	RECORD	PCT. RANK	GAMES	SCHEDULE	OF SCHEDULE	RPI	RPI	RPI	RPI
DIV. I ONLY		12- 7		101	7-3	51	75	45	45	7	7
DIV. I NON-CONF.		7- 4		109	1- 0	67	51	52	52	7	7

TOTALS	RPI 1-25		RPI 26-50		W-L RECORDS	RPI 51-100		RPI 101-150		RPI 150+	
12- 7	0- 3		0- 2		OVERALL	3- 2		1- 0		8- 0	
4- 3	0- 2		0- 1		HOME	1- 0		0- 0		3- 0	
6- 4	0- 1		0- 1		AWAY	1- 2		1- 0		4- 0	
2- 0	0- 0		0- 0		NEUTRAL	1- 0		0- 0		1- 0	
7- 4	0- 1		0- 2		NON-CONFERENCE	3- 1		0- 0		4- 0	
2- 2	0- 1		0- 1		HOME	1- 0		0- 0		1- 0	
3- 2	0- 0		0- 1		AWAY	1- 1		0- 0		2- 0	
2- 0	0- 0		0- 0		NEUTRAL	1- 0		0- 0		1- 0	
5- 3	0- 2		0- 0		CONFERENCE	0- 1		1- 0		4- 0	
2- 1	0- 1		0- 0		HOME	0- 0		0- 0		2- 0	
3- 2	0- 1		0- 0		AWAY	0- 1		1- 0		2- 0	
0- 0	0- 0		0- 0		NEUTRAL	0- 0		0- 0		0- 0	

RPI 1-25				RPI 26-50				Team's RPI: 45				RPI 51-100				RPI 101+			
RPI	S	Opponent	Score	RPI	S	Opponent	Score	RPI	S	Opponent	Score	RPI	S	Opponent	Score	RPI	S	Opponent	Score
3	H	Oregon	55 79	33	H	Cal i forn i a	78 81	58	N	Ol d Domi ni on	83 65	145	A	Portl and	98 91				
15	A	Gonzaga	62 74	40	A	Oregon St.	56 89	76	A	Paci fi c	67 76	156	N	Texas St.	89 62				
20	H	BYU	73 74					80	H	Wyomi ng	90 84	160	H	Pepperdi ne	79 68				
								84	A	UC Davi s	74 76	162	A	Santa Clara	83 59				
								93	A	Washi ngton St.	70 64	193	H	Mi l waukee	73 71				
												236	A	San Franci sco	80 65				
												249	H	San Di ego	74 60				
												300	A	UC Santa Barbara	80 55				
												323	A	Cal Poly	69 51				
LAST 12 Division I GAMES:																			
20	H	BYU	73 74	58	N	Ol d Domi ni on	83 65	160	H	Pepperdi ne	79 68								
249	H	San Di ego	74 60	162	A	Santa Clara	83 59	236	A	San Franci sco	80 65								
145	A	Portland	98 91	76	A	Paci fi c	67 76	84	A	UC Davi s	74 76								
15	A	Gonzaga	62 74	33	H	Cal i forn i a	78 81												
76	A	Paci fi c	67 76																
156	N	Texas St.	89 62																

Non-Div I Games:

Saint Mary's (CA)

Loss,
Non-Conf,
S Site,
H Home
A Away
N Neutral

Saint Peter's

Through Games Of Jan. 24, 2019

Average RPI Win:	326	WON-LOST	WINNING	LAST 10	STRENGTH OF	OPP. STRENGTH	TEAM	ADJ.	CONF.	ADJ CONF.
Average RPI Loss:	189	RECORD	PCT. RANK	GAMES	SCHEDULE	OF SCHEDULE	RPI	RPI	RPI	RPI
DIV. I ONLY	6- 11	248	2-8	294	345	298	298	27	27	
DIV. I NON-CONF.	5- 6	177	0- 0	303	347	275	275	28	28	

TOTALS	RPI 1-25	RPI 26-50	W-L RECORDS	RPI 51-100	RPI 101-150	RPI 150+				
6- 11	0- 0	0- 0	OVERALL	0- 3	0- 1	6- 7				
4- 4	0- 0	0- 0	HOME	0- 0	0- 0	4- 4				
2- 7	0- 0	0- 0	AWAY	0- 3	0- 1	2- 3				
0- 0	0- 0	0- 0	NEUTRAL	0- 0	0- 0	0- 0				
5- 6	0- 0	0- 0	NON-CONFERENCE	0- 2	0- 1	5- 3				
4- 1	0- 0	0- 0	HOME	0- 0	0- 0	4- 1				
1- 5	0- 0	0- 0	AWAY	0- 2	0- 1	1- 2				
0- 0	0- 0	0- 0	NEUTRAL	0- 0	0- 0	0- 0				
1- 5	0- 0	0- 0	CONFERENCE	0- 1	0- 0	1- 4				
0- 3	0- 0	0- 0	HOME	0- 0	0- 0	0- 3				
1- 2	0- 0	0- 0	AWAY	0- 1	0- 0	1- 1				
0- 0	0- 0	0- 0	NEUTRAL	0- 0	0- 0	0- 0				

RPI 1-25				RPI 26-50				RPI 51-100				RPI 101+ Team's RPI: 298			
RPI	S	Opponent	Score	RPI	S	Opponent	Score	RPI	S	Opponent	Score	RPI	S	Opponent	Score
								61	A	Quinnipiac	45 90	105	A	Yale	56 72
								70	A	Seton Hall	47 90	198	A	Rider	38 60
								78	A	Boston College	57 89	205	H	Cal St. Fullerton	45 69
												234	H	Niagara	66 75
												261	H	Siena	57 84
												275	A	St. Francis Brooklyn	70 74
												294	A	UMass Lowell	57 59
												296	H	Canisius	62 75
												301	A	Fairfield	68 65
												315	H	Wagner	69 57
												317	H	NJIT	70 57
												327	A	Lafayette	62 60
												347	H	Fairleigh Dickinson	75 58
												351	H	LIU Brooklyn	86 59
LAST 12 Division I GAMES:															
								61	A	Quinnipiac	45 90	198	A	Rider	38 60
								261	H	Siena	57 84	301	A	Fairfield	68 65
								347	H	Fairleigh Dickinson	75 58	296	H	Canisius	62 75
								275	A	St. Francis Brooklyn	70 74	234	H	Niagara	66 75
								205	H	Cal St. Fullerton	45 69	70	A	Seton Hall	47 90
								105	A	Yale	56 72	315	H	Wagner	69 57

Non-Div I Games:

Saint Peter's

Loss,
Non-Conf,
S Site,
H Home
A Away
N Neutral

Average RPI Win:	286	WON-LOST	WINNING	LAST 10	STRENGTH OF	OPP. STRENGTH	TEAM	ADJ.	CONF.	ADJ CONF.
Average RPI Loss:	157	RECORD	PCT. RANK	GAMES	SCHEDULE	OF SCHEDULE	RPI	RPI	RPI	RPI
DIV. I ONLY	6- 7	201	6-4	301	221	229	229	26	26	
DIV. I NON-CONF.	2- 5	264	0- 0	120	117	185	185	24	24	
<hr/>										
TOTALS	RPI 1-25	RPI 26-50	W-L RECORDS	RPI 51-100	RPI 101-150	RPI 150+				
6- 7	0- 0	0- 1	OVERALL	0- 2	0- 0	6- 4				
2- 2	0- 0	0- 0	HOME	0- 0	0- 0	2- 2				
4- 4	0- 0	0- 1	AWAY	0- 1	0- 0	4- 2				
0- 1	0- 0	0- 0	NEUTRAL	0- 1	0- 0	0- 0				
2- 5	0- 0	0- 1	NON-CONFERENCE	0- 2	0- 0	2- 2				
0- 1	0- 0	0- 0	HOME	0- 0	0- 0	0- 1				
2- 3	0- 0	0- 1	AWAY	0- 1	0- 0	2- 1				
0- 1	0- 0	0- 0	NEUTRAL	0- 1	0- 0	0- 0				
4- 2	0- 0	0- 0	CONFERENCE	0- 0	0- 0	4- 2				
2- 1	0- 0	0- 0	HOME	0- 0	0- 0	2- 1				
2- 1	0- 0	0- 0	AWAY	0- 0	0- 0	2- 1				
0- 0	0- 0	0- 0	NEUTRAL	0- 0	0- 0	0- 0				

RPI S Opponent	Score	RPI S Opponent	Score	RPI S Opponent	Score	RPI S Opponent	Score	Team's RPI: 229
48 A LSU	52 66	63 A TCU	59 72	99 N Troy	79 84	168 H Oral Roberts	62 73	
						172 H Abilene Christian	79 91	
						191 A Southern Miss.	65 61	
						257 A Louisiana	68 62	
						273 A Wichita St.	55 63	
						274 A A&M-Corpus Christi	61 76	
						304 A Incarnate Word	76 56	
						306 H Central Ark.	66 62	
						329 H Northwestern St.	66 55	
						331 A Houston Baptist	74 63	
LAST 12 Division I GAMES:								
306 H Central Ark.	66 62	329 H Northwestern St.	66 55					
172 H Abilene Christian	79 91	331 A Houston Baptist	74 63					
63 A TCU	59 72	274 A A&M-Corpus Christi	61 76					
168 H Oral Roberts	62 73	304 A Incarnate Word	76 56					
257 A Louisiana	68 62	99 N Troy	79 84					
191 A Southern Miss.	65 61	273 A Wichita St.	55 63					

Non-Div I Games: UNKNOWN 94 46 Wiley 101 63 Jarvis Christian 100 55

Sam Houston St.

Average RPI Win:	258	WON-LOST	WINNING	LAST 10	STRENGTH OF	OPP. STRENGTH	TEAM	ADJ.	CONF.	ADJ CONF.
Average RPI Loss:	158	RECORD	PCT. RANK	GAMES	SCHEDULE	OF SCHEDULE	RPI	RPI	RPI	RPI
DIV. I ONLY	5- 12	268	4-6	200	218	222	222	24	24	
DIV. I NON-CONF.	3- 10	278	0- 0	105	230	208	208	25	25	

TOTALS	RPI 1-25	RPI 26-50	W-L RECORDS	RPI 51-100	RPI 101-150	RPI 150+				
5- 12	0- 0	0- 0	OVERALL	0- 3	1- 3	4- 6				
2- 1	0- 0	0- 0	HOME	0- 0	0- 1	2- 0				
3- 11	0- 0	0- 0	AWAY	0- 3	1- 2	2- 6				
0- 0	0- 0	0- 0	NEUTRAL	0- 0	0- 0	0- 0				
3- 10	0- 0	0- 0	NON-CONFERENCE	0- 3	1- 3	2- 4				
1- 1	0- 0	0- 0	HOME	0- 0	0- 1	1- 0				
2- 9	0- 0	0- 0	AWAY	0- 3	1- 2	1- 4				
0- 0	0- 0	0- 0	NEUTRAL	0- 0	0- 0	0- 0				
2- 2	0- 0	0- 0	CONFERENCE	0- 0	0- 0	2- 2				
1- 0	0- 0	0- 0	HOME	0- 0	0- 0	1- 0				
1- 2	0- 0	0- 0	AWAY	0- 0	0- 0	1- 2				
0- 0	0- 0	0- 0	NEUTRAL	0- 0	0- 0	0- 0				

RPI 1-25				RPI 26-50				RPI 51-100				RPI 101+				Team's RPI: 222
RPI	S	Opponent	Score	RPI	S	Opponent	Score	RPI	S	Opponent	Score	RPI	S	Opponent	Score	
								57	A	Auburn	46 73	124	A	Colorado	39 81	
								68	A	Oklahoma St.	62 82	135	A	UT Martin	68 89	
								99	A	Troy	52 72	147	H	UAB	41 66	
												150	A	Denver	87 83	
												165	A	Vanderbilt	52 77	
												173	A	Mercer	68 76	
												191	A	Southern Miss.	40 76	
												194	A	Hampton	57 64	
												225	A	Memphis	48 53	
												227	A	Alabama St.	60 51	
												258	H	ETSU	79 58	
												316	A	UNC Greensboro	54 55	
												325	H	Presbyterian	75 54	
												328	A	Western Caro.	75 42	
LAST 12 Division I GAMES:																
165	A	Vanderbilt	52 77	258	H	ETSU	79 58									
124	A	Colorado	39 81	328	A	Western Caro.	75 42									
150	A	Denver	87 83	316	A	UNC Greensboro	54 55									
57	A	Auburn	46 73	173	A	Mercer	68 76									
225	A	Memphis	48 53	325	H	Presbyterian	75 54									
147	H	UAB	41 66	194	A	Hampton	57 64									

Non-Div I Games: Rhodes 71 54 Montevallo 73 47

Samford

Average RPI Win:	243	WON-LOST	WINNING	LAST 10	STRENGTH OF	OPP. STRENGTH	TEAM	ADJ.	CONF.	ADJ CONF.
Average RPI Loss:	130	RECORD	PCT. RANK	GAMES	SCHEDULE	OF SCHEDULE	RPI	RPI	RPI	RPI
DIV. I ONLY	7- 11	233	2-8	245	98	249	249	7	7	
DIV. I NON-CONF.	6- 4	125	0- 0	329	139	228	228	7	7	

TOTALS	RPI 1-25	RPI 26-50	W-L RECORDS	RPI 51-100	RPI 101-150	RPI 150+				
7- 11	0- 1	0- 2	OVERALL	0- 1	0- 3	7- 4				
5- 5	0- 1	0- 1	HOME	0- 0	0- 2	5- 1				
2- 6	0- 0	0- 1	AWAY	0- 1	0- 1	2- 3				
0- 0	0- 0	0- 0	NEUTRAL	0- 0	0- 0	0- 0				
6- 4	0- 0	0- 1	NON-CONFERENCE	0- 0	0- 1	6- 2				
5- 1	0- 0	0- 1	HOME	0- 0	0- 0	5- 0				
1- 3	0- 0	0- 0	AWAY	0- 0	0- 1	1- 2				
0- 0	0- 0	0- 0	NEUTRAL	0- 0	0- 0	0- 0				
1- 7	0- 1	0- 1	CONFERENCE	0- 1	0- 2	1- 2				
0- 4	0- 1	0- 0	HOME	0- 0	0- 2	0- 1				
1- 3	0- 0	0- 1	AWAY	0- 1	0- 0	1- 1				
0- 0	0- 0	0- 0	NEUTRAL	0- 0	0- 0	0- 0				

RPI 1-25				RPI 26-50				RPI 51-100				RPI 101+ Team's RPI: 249			
RPI	S	Opponent	Score	RPI	S	Opponent	Score	RPI	S	Opponent	Score	RPI	S	Opponent	Score
15	H	Gonzaga	61 86	33	H	Cal i forni a	53 70	76	A	Paci fi c	47 79	115	H	Loyol a Marymount	52 69
				45	A	Saint Mary's (CA)	60 74					128	A	Min nesota	48 53
												145	H	Portl and	60 69
												160	H	Pepperdi ne	55 74
												162	A	Santa Clara	57 49
												208	H	San Diego St.	72 71
												220	A	Southern Utah	59 69
												228	H	Dartmouth	78 76
												236	A	San Franci sco	57 68
												256	H	Hawai i	58 50
												262	A	UTSA	77 87
												263	H	Clevel and St.	83 82
												268	A	Long Beach St.	60 56
												319	H	San Jose St.	83 79

LAST 12 Division I GAMES:															
160	H	Pepperdi ne	55 74	15	H	Gonzaga	61 86	145	H	Portl and	60 69	76	A	Paci fi c	47 79
115	H	Loyol a Marymount	52 69	45	A	Saint Mary's (CA)	60 74	268	A	Long Beach St.	60 56	228	H	Dartmouth	78 76
162	A	Santa Clara	57 49	262	A	UTSA	77 87								

Non-Div I Games: Cal St. San B'dino 76 58

San Diego

Average RPI	Win: 234	WON-LOST	WINNING	LAST 10	STRENGTH OF	OPP. STRENGTH	TEAM	ADJ.	CONF.	ADJ CONF.
Average RPI	Loss: 129	RECORD	PCT. RANK	GAMES	SCHEDULE	OF SCHEDULE	RPI	RPI	RPI	RPI
DIV. I ONLY	6- 10	241	2-8	121	226	208	208	13	13	
DIV. I NON-CONF.	5- 6	177	0- 0	242	260	233	233	11	11	

TOTALS	RPI 1-25	RPI 26-50	W-L RECORDS	RPI 51-100	RPI 101-150	RPI 150+				
6- 10	0- 0	0- 1	OVERALL	0- 4	1- 1	5- 4				
4- 5	0- 0	0- 0	HOME	0- 3	0- 1	4- 1				
2- 5	0- 0	0- 1	AWAY	0- 1	1- 0	1- 3				
0- 0	0- 0	0- 0	NEUTRAL	0- 0	0- 0	0- 0				
5- 6	0- 0	0- 0	NON-CONFERENCE	0- 2	1- 0	4- 4				
3- 3	0- 0	0- 0	HOME	0- 2	0- 0	3- 1				
2- 3	0- 0	0- 0	AWAY	0- 0	1- 0	1- 3				
0- 0	0- 0	0- 0	NEUTRAL	0- 0	0- 0	0- 0				
1- 4	0- 0	0- 1	CONFERENCE	0- 2	0- 1	1- 0				
1- 2	0- 0	0- 0	HOME	0- 1	0- 1	1- 0				
0- 2	0- 0	0- 1	AWAY	0- 1	0- 0	0- 0				
0- 0	0- 0	0- 0	NEUTRAL	0- 0	0- 0	0- 0				

RPI 1-25				RPI 26-50				RPI 51-100				RPI 101+ Team's RPI: 208			
RPI	S	Opponent	Score	RPI	S	Opponent	Score	RPI	S	Opponent	Score	RPI	S	Opponent	Score
				46	A	New Mexico	62 70	52	H	Arizona	60 69	119	H	Fresno St.	81 87
								60	H	Boise St.	66 69	149	A	UC Irvine	78 70
								63	H	TCU	64 81	159	A	CSUN	74 77
								80	A	Wyoming	45 87	162	A	Santa Clara	43 60
												205	A	Cal St. Fullerton	83 72
												219	H	Air Force	70 61
												249	A	San Diego	71 72
												256	H	Hawaii	58 57
												271	H	California Baptist	83 67
												300	H	UC Santa Barbara	58 63
												304	H	Incarnate Word	81 38
LAST 12 Division I GAMES:															
60	H	Boise St.	66 69	119	H	Fresno St.	81 87								
300	H	UC Santa Barbara	58 63	46	A	New Mexico	62 70								
159	A	CSUN	74 77	219	H	Air Force	70 61								
149	A	UC Irvine	78 70	80	A	Wyoming	45 87								
52	H	Arizona	60 69	63	H	TCU	64 81								
249	A	San Diego	71 72	271	H	California Baptist	83 67								

Non-Div I Games:

San Diego St.

Average RPI Win:	289	WON-LOST	WINNING	LAST 10	STRENGTH OF	OPP. STRENGTH	TEAM	ADJ.	CONF.	ADJ CONF.
Average RPI Loss:	97	RECORD	PCT. RANK	GAMES	SCHEDULE	OF SCHEDULE	RPI	RPI	RPI	RPI
DIV. I ONLY	5- 14	287	2-8	118	121	236	236	7	7	
DIV. I NON-CONF.	4- 7	228	0- 0	249	162	254	254	7	7	

TOTALS	RPI 1-25	RPI 26-50	W-L RECORDS	RPI 51-100	RPI 101-150	RPI 150+				
5- 14	0- 3	0- 1	OVERALL	0- 3	0- 4	5- 3				
2- 7	0- 1	0- 1	HOME	0- 2	0- 2	2- 1				
1- 6	0- 2	0- 0	AWAY	0- 1	0- 2	1- 1				
2- 1	0- 0	0- 0	NEUTRAL	0- 0	0- 0	2- 1				
4- 7	0- 1	0- 0	NON-CONFERENCE	0- 2	0- 3	4- 1				
1- 3	0- 0	0- 0	HOME	0- 1	0- 2	1- 0				
1- 3	0- 1	0- 0	AWAY	0- 1	0- 1	1- 0				
2- 1	0- 0	0- 0	NEUTRAL	0- 0	0- 0	2- 1				
1- 7	0- 2	0- 1	CONFERENCE	0- 1	0- 1	1- 2				
1- 4	0- 1	0- 1	HOME	0- 1	0- 0	1- 1				
0- 3	0- 1	0- 0	AWAY	0- 0	0- 1	0- 1				
0- 0	0- 0	0- 0	NEUTRAL	0- 0	0- 0	0- 0				

RPI 1-25				RPI 26-50				RPI 51-100				RPI 101+ Team's RPI: 236			
RPI	S	Opponent	Score	RPI	S	Opponent	Score	RPI	S	Opponent	Score	RPI	S	Opponent	Score
4	A	Stanford	62 96	45	H	Saint Mary's (CA)	65 80	76	H	Pacific	75 85	106	H	Northern Colo.	63 68
15	A	Gonzaga	51 78					84	H	UC Davis	68 70	115	A	Loyola Marymount	58 66
20	H	BYU	59 67					93	A	Washington St.	61 91	126	H	UT Arlington	73 80
												127	A	Idaho	63 70
												160	A	Pepperdine	50 69
												162	H	Santa Clara	66 71
												223	N	North Dakota	97 100
												249	H	San Diego	68 57
												252	A	Sacramento St.	86 75
												303	N	North Dakota St.	75 42
												319	H	San Jose St.	85 63
												323	N	Cal Poly	65 62
LAST 12 Division I GAMES:															
115	A	Loyola Marymount	58 66	15	A	Gonzaga	51 78	76	H	Pacific	75 85				
162	H	Santa Clara	66 71	45	H	Saint Mary's (CA)	65 80	84	H	UC Davis	68 70				
20	H	BYU	59 67					93	A	Washington St.	61 91				
249	H	San Diego	68 57												
223	N	North Dakota	97 100												
303	N	North Dakota St.	75 42												

Non-Div I Games:

San Francisco

Average RPI Win:	285	WON-LOST	WINNING	LAST 10	STRENGTH OF	OPP. STRENGTH	TEAM	ADJ.	CONF.	ADJ CONF.
Average RPI Loss:	150	RECORD	PCT. RANK	GAMES	SCHEDULE	OF SCHEDULE	RPI	RPI	RPI	RPI
DIV. I ONLY	1- 15	342	0-10	146	192	319	319	13	13	
DIV. I NON-CONF.	1- 9	326	0- 0	153	228	316	316	11	11	

TOTALS	RPI 1-25	RPI 26-50	W-L RECORDS	RPI 51-100	RPI 101-150	RPI 150+				
1- 15	0- 0	0- 0	OVERALL	0- 4	0- 4	1- 7				
1- 6	0- 0	0- 0	HOME	0- 2	0- 1	1- 3				
0- 9	0- 0	0- 0	AWAY	0- 2	0- 3	0- 4				
0- 0	0- 0	0- 0	NEUTRAL	0- 0	0- 0	0- 0				
1- 9	0- 0	0- 0	NON-CONFERENCE	0- 2	0- 3	1- 4				
1- 3	0- 0	0- 0	HOME	0- 1	0- 1	1- 1				
0- 6	0- 0	0- 0	AWAY	0- 1	0- 2	0- 3				
0- 0	0- 0	0- 0	NEUTRAL	0- 0	0- 0	0- 0				
0- 6	0- 0	0- 0	CONFERENCE	0- 2	0- 1	0- 3				
0- 3	0- 0	0- 0	HOME	0- 1	0- 0	0- 2				
0- 3	0- 0	0- 0	AWAY	0- 1	0- 1	0- 1				
0- 0	0- 0	0- 0	NEUTRAL	0- 0	0- 0	0- 0				

RPI 1-25				RPI 26-50				RPI 51-100				RPI 101+ Team's RPI: 319			
RPI	S	Opponent	Score	RPI	S	Opponent	Score	RPI	S	Opponent	Score	RPI	S	Opponent	Score
								60	A	Boise St.	68 99	119	A	Fresno St.	48 77
								76	H	Paci fi c	67 91	124	A	Colorado	64 76
								80	H	Wyomi ng	56 70	140	A	Portland St.	51 80
								85	A	Nebraska	63 96	149	H	UC Irvine	66 74
												157	A	Utah St.	49 82
												159	A	CSUN	40 76
												162	H	Santa Clara	56 62
												216	H	UNLV	43 53
												236	A	San Franci sco	63 85
												237	H	Nevada	49 52
												249	A	San Di ego	79 83
												285	H	CSU Bakersfi el d	82 72
LAST 12 Division I GAMES:															
237	H	Nevada	49 52	80	H	Wyomi ng	56 70	216	H	UNLV	43 53				
119	A	Fresno St.	48 77	157	A	Utah St.	49 82	60	A	Boise St.	68 99				
249	A	San Di ego	79 83	60	A	Boise St.	68 99	124	A	Col orado	64 76				
159	A	CSUN	40 76	149	H	UC Irvine	66 74								
162	H	Santa Clara	56 62												
85	A	Nebraska	63 96												

Non-Div I Games: San Fran. St. 66 73

San Jose St.

Average RPI Win:	211	WON-LOST	WINNING	LAST 10	STRENGTH OF	OPP. STRENGTH	TEAM	ADJ.	CONF.	ADJ CONF.
Average RPI Loss:	101	RECORD	PCT. RANK	GAMES	SCHEDULE	OF SCHEDULE	RPI	RPI	RPI	RPI

DIV. I ONLY	9- 9	163	5-5	151	135	162	162	7	7
DIV. I NON-CONF.	6- 4	125	0- 0	199	195	146	146	7	7

TOTALS	RPI 1-25	RPI 26-50	W-L RECORDS	RPI 51-100	RPI 101-150	RPI 150+			
9- 9	0- 1	0- 3	OVERALL	1- 1	2- 1	6- 3			
4- 5	0- 1	0- 1	HOME	1- 1	0- 0	3- 2			
5- 4	0- 0	0- 2	AWAY	0- 0	2- 1	3- 1			
0- 0	0- 0	0- 0	NEUTRAL	0- 0	0- 0	0- 0			
6- 4	0- 0	0- 2	NON-CONFERENCE	1- 0	0- 1	5- 1			
4- 1	0- 0	0- 0	HOME	1- 0	0- 0	3- 1			
2- 3	0- 0	0- 2	AWAY	0- 0	0- 1	2- 0			
0- 0	0- 0	0- 0	NEUTRAL	0- 0	0- 0	0- 0			
3- 5	0- 1	0- 1	CONFERENCE	0- 1	2- 0	1- 2			
0- 4	0- 1	0- 1	HOME	0- 1	0- 0	0- 1			
3- 1	0- 0	0- 0	AWAY	0- 0	2- 0	1- 1			
0- 0	0- 0	0- 0	NEUTRAL	0- 0	0- 0	0- 0			

RPI 1-25	RPI 26-50	RPI 51-100	RPI 101+ Team's RPI: 162
RPI S Opponent Score	RPI S Opponent Score	RPI S Opponent Score	RPI S Opponent Score
20 H BYU 44 54	40 A Oregon St. 31 82	76 H Paci fi c 70 74	115 A Loyol a Marymount 83 75
	44 A Southern Cali forn i a 46 77	94 H Mi ssouri St. 77 73	119 A Fresno St. 53 80
	45 H Saint Mary' s (CA) 59 83		145 A Portl and 72 66
			159 H CSUN 38 53
			160 A Pepperdi ne 48 74
			205 A Cal St. Fullerton 64 60
			208 H San Di ego St. 60 43
			236 A San Franci sco 71 66
			237 H Nevada 56 48
			249 H San Di ego 49 57
			319 A San Jose St. 62 56
			337 H Grand Canyon 75 55
LAST 12 Division I GAMES:			
160 A Pepperdi ne 48 74	145 A Portl and 72 66		
236 A San Franci sco 71 66	45 H Saint Mary' s (CA) 59 83		
249 H San Di ego 49 57	76 H Paci fi c 70 74		
20 H BYU 44 54	115 A Loyol a Marymount 83 75		
337 H Grand Canyon 75 55	119 A Fresno St. 53 80		
319 A San Jose St. 62 56	40 A Oregon St. 31 82		

Non-Div I Games: Sonoma St. 98 38

Santa Clara

Average RPI	Win:	324	WON-LOST	WINNING	LAST 10	STRENGTH OF	OPP. STRENGTH	TEAM	ADJ.	CONF.	ADJ CONF.
Average RPI	Loss:	206	RECORD	PCT. RANK	GAMES	SCHEDULE	OF SCHEDULE	RPI	RPI	RPI	RPI
DIV. I ONLY		2- 9		315	2-8	347	212	339	339	32	32
DIV. I NON-CONF.		0- 7		336	0- 0	290	123	346	346	32	32

TOTALS	RPI 1-25		RPI 26-50		W-L RECORDS	RPI 51-100		RPI 101-150		RPI 150+	
2- 9	0- 0		0- 2		OVERALL	0- 0		0- 0		2- 7	
0- 4	0- 0		0- 0		HOME	0- 0		0- 0		0- 4	
2- 5	0- 0		0- 2		AWAY	0- 0		0- 0		2- 3	
0- 0	0- 0		0- 0		NEUTRAL	0- 0		0- 0		0- 0	
0- 7	0- 0		0- 2		NON-CONFERENCE	0- 0		0- 0		0- 5	
0- 3	0- 0		0- 0		HOME	0- 0		0- 0		0- 3	
0- 4	0- 0		0- 2		AWAY	0- 0		0- 0		0- 2	
0- 0	0- 0		0- 0		NEUTRAL	0- 0		0- 0		0- 0	
2- 2	0- 0		0- 0		CONFERENCE	0- 0		0- 0		2- 2	
0- 1	0- 0		0- 0		HOME	0- 0		0- 0		0- 1	
2- 1	0- 0		0- 0		AWAY	0- 0		0- 0		2- 1	
0- 0	0- 0		0- 0		NEUTRAL	0- 0		0- 0		0- 0	

RPI 1-25				RPI 26-50				RPI 51-100				RPI 101+ Team's RPI: 339			
RPI	S	Opponent	Score	RPI	S	Opponent	Score	RPI	S	Opponent	Score	RPI	S	Opponent	Score
				32	A	South Dakota St.	49 97					195	H	Jacksonville	58 68
				43	A	DePaul	61 124					203	A	Ole Miss	51 74
												246	H	Texas Southern	41 65
												260	H	Norfolk St.	42 78
												273	A	Wichita St.	50 66
												284	H	Ga. Southern	71 82
												302	A	Coppin St.	76 70
												320	A	Morgan St.	47 63
												345	A	Florida A&M	54 50
LAST 12 Division I GAMES:															
				273	A	Wichita St.	50 66					260	H	Norfolk St.	42 78
				32	A	South Dakota St.	49 97					345	A	Florida A&M	54 50
				203	A	Ole Miss	51 74					320	A	Morgan St.	47 63
				246	H	Texas Southern	41 65					302	A	Coppin St.	76 70
				43	A	DePaul	61 124					284	H	Ga. Southern	71 82
				195	H	Jacksonville	58 68								

Non-Div I Games: Carver 101 49 Wesleyan (GA) 155 26

Savannah St.

Average RPI Win:	344	WON-LOST	WINNING	LAST 10	STRENGTH OF	OPP. STRENGTH	TEAM	ADJ.	CONF.	ADJ CONF.
Average RPI Loss:	188	RECORD	PCT. RANK	GAMES	SCHEDULE	OF SCHEDULE	RPI	RPI	RPI	RPI
DIV. I ONLY	1- 18	348	1-9	221	304	338	338	30	30	
DIV. I NON-CONF.	0- 13	336	0- 0	114	270	321	321	30	30	

TOTALS	RPI 1-25	RPI 26-50	W-L RECORDS	RPI 51-100	RPI 101-150	RPI 150+				
1- 18	0- 0	0- 1	OVERALL	0- 3	0- 3	1- 11				
1- 8	0- 0	0- 0	HOME	0- 0	0- 1	1- 7				
0- 9	0- 0	0- 1	AWAY	0- 2	0- 2	0- 4				
0- 1	0- 0	0- 0	NEUTRAL	0- 1	0- 0	0- 0				
0- 13	0- 0	0- 1	NON-CONFERENCE	0- 3	0- 3	0- 6				
0- 5	0- 0	0- 0	HOME	0- 0	0- 1	0- 4				
0- 7	0- 0	0- 1	AWAY	0- 2	0- 2	0- 2				
0- 1	0- 0	0- 0	NEUTRAL	0- 1	0- 0	0- 0				
1- 5	0- 0	0- 0	CONFERENCE	0- 0	0- 0	1- 5				
1- 3	0- 0	0- 0	HOME	0- 0	0- 0	1- 3				
0- 2	0- 0	0- 0	AWAY	0- 0	0- 0	0- 2				
0- 0	0- 0	0- 0	NEUTRAL	0- 0	0- 0	0- 0				

RPI	S	Opponent	Score	RPI	S	Opponent	Score	RPI	S	Opponent	Score	RPI	S	Opponent	Score	Team's RPI: 338
41	A	Utah	62 89	52	N	Arizona	54 84	108	H	Washington	58 69	140	A	Portland St.	43 68	
				76	A	Paci fi c	61 75	149	A	UC Irvi ne	60 65	160	H	Pepperdi ne	64 78	
				84	A	UC Davi s	59 76	180	A	New Mexico St.	55 75	205	H	Cal St. Fullerton	54 57	
								237	A	Nevada	54 67	239	H	Utah Valley	55 58	
								253	A	UTRGV	56 69	254	H	Northern Ariz.	58 65	
								256	A	Hawai i	51 67	285	H	CSU Bakersfi eld	60 70	
								323	H	Cal Poly	50 60	337	H	Grand Canyon	73 74	
								344	H	Chi cago St.	90 54					
LAST 12 Division I GAMES:																
285	H	CSU Bakersfi eld	60 70	344	H	Chi cago St.	90 54									
149	A	UC Irvi ne	60 65	253	A	UTRGV	56 69									
237	A	Nevada	54 67	180	A	New Mexico St.	55 75									
323	H	Cal Poly	50 60	239	H	Utah Valley	55 58									
84	A	UC Davi s	59 76	337	H	Grand Canyon	73 74									
76	A	Paci fi c	61 75	160	H	Pepperdi ne	64 78									

Non-Div I Games:

Seattle U

S
i
e
n
a

Siena				Through Games Of Jan. 24, 2019															
Average RPI Win: 271		WON-LOST RECORD		WINNING PCT. RANK		LAST 10 GAMES		STRENGTH OF SCHEDULE		OPP. STRENGTH OF SCHEDULE		TEAM RPI		ADJ. RPI		CONF. RPI		ADJ CONF. RPI	
DIV. I ONLY		8- 9		190		5-5		283		278		261		261		27		27	
DIV. I NON-CONF.		4- 7		228		1- 0		257		250		279		279		28		28	
TOTALS		RPI 1-25		RPI 26-50		W-L RECORDS		RPI 51-100		RPI 101-150		RPI 150+							
8- 9		0- 0		0- 0		OVERALL		0- 2		0- 2		8- 5							
4- 5		0- 0		0- 0		HOME		0- 2		0- 0		4- 3							
3- 3		0- 0		0- 0		AWAY		0- 0		0- 1		3- 2							
1- 1		0- 0		0- 0		NEUTRAL		0- 0		0- 1		1- 0							
4- 7		0- 0		0- 0		NON-CONFERENCE		0- 2		0- 1		4- 4							
2- 4		0- 0		0- 0		HOME		0- 2		0- 0		2- 2							
1- 2		0- 0		0- 0		AWAY		0- 0		0- 0		1- 2							
1- 1		0- 0		0- 0		NEUTRAL		0- 0		0- 1		1- 0							
4- 2		0- 0		0- 0		CONFERENCE		0- 0		0- 1		4- 1							
2- 1		0- 0		0- 0		HOME		0- 0		0- 0		2- 1							
2- 1		0- 0		0- 0		AWAY		0- 0		0- 1		2- 0							
0- 0		0- 0		0- 0		NEUTRAL		0- 0		0- 0		0- 0							
RPI 1-25				RPI 26-50				RPI 51-100				RPI 101+				Team's RPI: 261			
RPI	S	Opponent	Score	RPI	S	Opponent	Score	RPI	S	Opponent	Score	RPI	S	Opponent	Score				
								64	H	Harvard	54 73	120	N	Drexel	39 51				
								98	H	Penn	51 58	132	A	Marist	59 88				
												182	H	Massachusetts	64 59				
												198	H	Rider	52 55				
												212	A	Sacred Heart	50 72				
												221	A	Howard	86 81				
												233	H	Colgate	55 53				
												243	A	St. Bonaventure	58 74				
												245	A	Monmouth	77 68				
												264	H	Hofstra	50 57				
												283	H	Fla. Atlantic	66 70				
												298	A	Saint Peter's	84 57				
												315	N	Wagner	74 71				
												333	H	Iona	59 47				
												340	H	Manhattan	62 56				
LAST 12 Division I GAMES:																			
333	H	Iona	59 47	315	N	Wagner	74 71												
298	A	Saint Peter's	84 57	245	A	Monmouth	77 68												
264	H	Hofstra	50 57	132	A	Marist	59 88												
182	H	Massachusetts	64 59	198	H	Rider	52 55												
243	A	St. Bonaventure	58 74	340	H	Manhattan	62 56												
283	H	Fla. Atlantic	66 70	233	H	Colgate	55 53												

S
i
e
n
a

Non-Div I Games:

Siena

Average RPI Win:	231	WON-LOST	WINNING	LAST 10	STRENGTH OF	OPP. STRENGTH	TEAM	ADJ.	CONF.	ADJ CONF.
Average RPI Loss:	122	RECORD	PCT. RANK	GAMES	SCHEDULE	OF SCHEDULE	RPI	RPI	RPI	RPI

DIV. I ONLY	13- 3	29	7-3	329	91	136	136	14	14
DIV. I NON-CONF.	9- 0	1	1- 0	344	78	96	96	15	15

TOTALS	RPI 1-25	RPI 26-50	W-L RECORDS	RPI 51-100	RPI 101-150	RPI 150+			
13- 3	0- 0	0- 0	OVERALL	0- 1	1- 1	12- 1			
4- 2	0- 0	0- 0	HOME	0- 1	0- 0	4- 1			
8- 1	0- 0	0- 0	AWAY	0- 0	1- 1	7- 0			
1- 0	0- 0	0- 0	NEUTRAL	0- 0	0- 0	1- 0			
9- 0	0- 0	0- 0	NON-CONFERENCE	0- 0	1- 0	8- 0			
3- 0	0- 0	0- 0	HOME	0- 0	0- 0	3- 0			
5- 0	0- 0	0- 0	AWAY	0- 0	1- 0	4- 0			
1- 0	0- 0	0- 0	NEUTRAL	0- 0	0- 0	1- 0			
4- 3	0- 0	0- 0	CONFERENCE	0- 1	0- 1	4- 1			
1- 2	0- 0	0- 0	HOME	0- 1	0- 0	1- 1			
3- 1	0- 0	0- 0	AWAY	0- 0	0- 1	3- 0			
0- 0	0- 0	0- 0	NEUTRAL	0- 0	0- 0	0- 0			

RPI 1-25				RPI 26-50				RPI 51-100				RPI 101+				Team's RPI: 136	
RPI	S	Opponent	Score	RPI	S	Opponent	Score	RPI	S	Opponent	Score	RPI	S	Opponent	Score		
								92	H	Little Rock	42 65	102	A	Appalachian St.	63 71		
												122	A	Alabama	72 67		
												166	A	Georgia St.	68 59		
												171	H	Arkansas St.	64 77		
												180	N	New Mexico St.	68 67		
												185	A	Southern U.	53 49		
												191	H	Southern Miss.	77 68		
												215	A	Coastal Caro.	88 78		
												227	H	Alabama St.	77 65		
												257	H	Louisiana	83 60		
												258	H	ETSU	81 74		
												284	A	Ga. Southern	69 53		
												306	A	Central Ark.	58 50		
												308	A	FIU	84 77		
												309	A	Tennessee St.	78 56		
LAST 12 Division I GAMES:																	
				171	H	Arkansas St.	64 77	308	A	FIU	84 77						
				215	A	Coastal Caro.	88 78	257	H	Louisiana	83 60						
				102	A	Appalachian St.	63 71	284	A	Ga. Southern	69 53						
				180	N	New Mexico St.	68 67	166	A	Georgia St.	68 59						
				227	H	Alabama St.	77 65	92	H	Little Rock	42 65						
				122	A	Alabama	72 67	309	A	Tennessee St.	78 56						

Non-Div I Games: Faulkner 97 40 Spring Hill 75 57

South Alabama

Average RPI Win:	130	WON-LOST	WINNING	LAST 10	STRENGTH OF	OPP. STRENGTH	TEAM	ADJ.	CONF.	ADJ CONF.
Average RPI Loss:	18	RECORD	PCT. RANK	GAMES	SCHEDULE	OF SCHEDULE	RPI	RPI	RPI	RPI
DIV. I ONLY	13- 5	55	9-1	20	7	18	18	6	6	
DIV. I NON-CONF.	8- 4	91	0- 1	31	11	47	47	6	6	

TOTALS	RPI 1-25	RPI 26-50	W-L RECORDS	RPI 51-100	RPI 101-150	RPI 150+				
13- 5	1- 3	4- 2	OVERALL	0- 0	3- 0	5- 0				
8- 2	0- 1	2- 1	HOME	0- 0	3- 0	3- 0				
4- 1	1- 1	2- 0	AWAY	0- 0	0- 0	1- 0				
1- 2	0- 1	0- 1	NEUTRAL	0- 0	0- 0	1- 0				
8- 4	0- 2	2- 2	NON-CONFERENCE	0- 0	2- 0	4- 0				
5- 2	0- 1	1- 1	HOME	0- 0	2- 0	2- 0				
2- 0	0- 0	1- 0	AWAY	0- 0	0- 0	1- 0				
1- 2	0- 1	0- 1	NEUTRAL	0- 0	0- 0	1- 0				
5- 1	1- 1	2- 0	CONFERENCE	0- 0	1- 0	1- 0				
3- 0	0- 0	1- 0	HOME	0- 0	1- 0	1- 0				
2- 1	1- 1	1- 0	AWAY	0- 0	0- 0	0- 0				
0- 0	0- 0	0- 0	NEUTRAL	0- 0	0- 0	0- 0				

RPI	S	Opponent	Score	RPI	S	Opponent	Score	RPI	S	Opponent	Score	RPI	S	Opponent	Score
2	H	Baylor	69 94	26	H	Maryland	61 85					102	H	Appalachian St.	80 50
8	A	Mississippi St.	74 89	27	A	Purdue	82 73					110	H	Dayton	65 55
14	N	Drake	85 90	37	H	Missouri	79 65					122	H	Alabama	62 59
21	A	Texas A&M	60 57	38	H	Clemson	69 57					214	H	Florida	71 40
				40	N	Oregon St.	68 70					227	A	Alabama St.	94 38
				48	A	LSU	76 53					232	H	Temple	88 60

LAST 12 Division I GAMES:															
214	H	Florida	71 40	14	N	Drake	85 90								
122	H	Alabama	62 59	40	N	Oregon St.	68 70								
21	A	Texas A&M	60 57	37	H	Missouri	79 65								
250	H	Furman	66 53	8	A	Mississippi St.	74 89								
232	H	Temple	88 60	48	A	LSU	76 53								
27	A	Purdue	82 73	102	H	Appalachian St.	80 50								

Non-Div I Games:

South Carolina

Average RPI Win:	296	WON-LOST	WINNING	LAST 10	STRENGTH OF	OPP. STRENGTH	TEAM	ADJ.	CONF.	ADJ CONF.
Average RPI Loss:	217	RECORD	PCT. RANK	GAMES	SCHEDULE	OF SCHEDULE	RPI	RPI	RPI	RPI
DIV. I ONLY	7- 10	222	5-5	344	317	312	312	32	32	
DIV. I NON-CONF.	5- 7	206	1- 0	338	289	301	301	32	32	

TOTALS	RPI 1-25	RPI 26-50	W-L RECORDS	RPI 51-100	RPI 101-150	RPI 150+				
7- 10	0- 0	0- 0	OVERALL	0- 1	0- 2	7- 7				
4- 3	0- 0	0- 0	HOME	0- 0	0- 0	4- 3				
3- 5	0- 0	0- 0	AWAY	0- 1	0- 1	3- 3				
0- 2	0- 0	0- 0	NEUTRAL	0- 0	0- 1	0- 1				
5- 7	0- 0	0- 0	NON-CONFERENCE	0- 1	0- 2	5- 4				
3- 1	0- 0	0- 0	HOME	0- 0	0- 0	3- 1				
2- 4	0- 0	0- 0	AWAY	0- 1	0- 1	2- 2				
0- 2	0- 0	0- 0	NEUTRAL	0- 0	0- 1	0- 1				
2- 3	0- 0	0- 0	CONFERENCE	0- 0	0- 0	2- 3				
1- 2	0- 0	0- 0	HOME	0- 0	0- 0	1- 2				
1- 1	0- 0	0- 0	AWAY	0- 0	0- 0	1- 1				
0- 0	0- 0	0- 0	NEUTRAL	0- 0	0- 0	0- 0				

RPI 1-25				RPI 26-50				RPI 51-100				RPI 101+ Team's RPI: 312			
RPI	S	Opponent	Score	RPI	S	Opponent	Score	RPI	S	Opponent	Score	RPI	S	Opponent	Score
								52	A	Ari zona	32 73	121	N	Wake Forest	44 58
												146	A	Radford	31 61
												215	A	Coastal Caro.	44 57
												216	H	UNLV	58 49
												217	N	East Carolina	63 71
												221	H	Howard	72 63
												260	H	Norfolk St.	50 57
												270	H	N. C. A&T	44 58
												277	H	Winthrop	50 58
												292	A	Col. of Charleston	51 75
												302	A	Coppin St.	75 59
												320	A	Morgan St.	51 62
												325	A	Presbyteri an	57 48
												328	A	Western Caro.	54 39
												336	H	Charleston So.	67 58
												341	H	USC Upstate	71 66
LAST 12 Division I GAMES:															
270	H	N. C. A&T	44 58	216	H	UNLV	58 49	260	H	Norfolk St.	50 57	221	H	Howard	72 63
328	A	Western Caro.	54 39	302	A	Coppin St.	75 59	320	A	Morgan St.	51 62	341	H	USC Upstate	71 66
217	N	East Carolina	63 71	52	A	Ari zona	32 73								

Non-Div I Games: Voorhees 88 61 UNKNOWN 67 51

South Carolina St.

Loss, Non-Conf, S Site, H Home A Away N Neutral

Average RPI Win:	166	WON-LOST	WINNING	LAST 10	STRENGTH OF	OPP. STRENGTH	TEAM	ADJ.	CONF.	ADJ CONF.
Average RPI Loss:	64	RECORD	PCT. RANK	GAMES	SCHEDULE	OF SCHEDULE	RPI	RPI	RPI	RPI
DIV. I ONLY	16- 3	20	8-2	138	76	30	30	18	18	
DIV. I NON-CONF.	10- 2	37	0- 0	61	10	13	13	16	16	

TOTALS	RPI 1-25	RPI 26-50	W-L RECORDS	RPI 51-100	RPI 101-150	RPI 150+				
16- 3	1- 1	2- 1	OVERALL	3- 0	1- 1	9- 0				
5- 0	1- 0	1- 0	HOME	1- 0	0- 0	2- 0				
8- 2	0- 1	1- 0	AWAY	2- 0	0- 1	5- 0				
3- 1	0- 0	0- 1	NEUTRAL	0- 0	1- 0	2- 0				
10- 2	1- 1	1- 1	NON-CONFERENCE	3- 0	1- 0	4- 0				
3- 0	1- 0	0- 0	HOME	1- 0	0- 0	1- 0				
4- 1	0- 1	1- 0	AWAY	2- 0	0- 0	1- 0				
3- 1	0- 0	0- 1	NEUTRAL	0- 0	1- 0	2- 0				
6- 1	0- 0	1- 0	CONFERENCE	0- 0	0- 1	5- 0				
2- 0	0- 0	1- 0	HOME	0- 0	0- 0	1- 0				
4- 1	0- 0	0- 0	AWAY	0- 0	0- 1	4- 0				
0- 0	0- 0	0- 0	NEUTRAL	0- 0	0- 0	0- 0				

RPI 1-25				RPI 26-50				RPI 51-100				RPI 101+			
RPI	S	Opponent	Score	RPI	S	Opponent	Score	RPI	S	Opponent	Score	RPI	S	Opponent	Score
12	H	Iowa St.	64 59	28	N	Indiana	60 68	65	H	Green Bay	55 49	115	N	Loyola Marymount	67 40
14	A	Drake	64 76	32	H	South Dakota St.	105 98	67	A	Creighton	77 65	150	A	Denver	99 104
				37	A	Missouri	74 61	94	A	Missouri St.	85 74	151	A	Montana	64 41
												161	N	Grambling	67 53
												168	A	Oral Roberts	76 72
												223	A	North Dakota	80 50
												273	N	Wichita St.	73 64
												303	A	North Dakota St.	67 41
												304	H	Incarnate Word	96 43
												318	A	Omaha	80 49
												335	H	Purdue Fort Wayne	69 51

LAST 12 Division I GAMES:															
150	A	Denver	99 104	223	A	North Dakota	80 50								
303	A	North Dakota St.	67 41	318	A	Omaha	80 49								
28	N	Indiana	60 68	168	A	Oral Roberts	76 72								
115	N	Loyola Marymount	67 40	335	H	Purdue Fort Wayne	69 51								
161	N	Grambling	67 53	32	H	South Dakota St.	105 98								
37	A	Missouri	74 61	94	A	Missouri St.	85 74								

Non-Div I Games: Bellevue 79 40 St. Mary (NE) 112 52

South Dakota

Average RPI Win:	165	WON-LOST	WINNING	LAST 10	STRENGTH OF	OPP. STRENGTH	TEAM	ADJ.	CONF.	ADJ CONF.
Average RPI Loss:	27	RECORD	PCT. RANK	GAMES	SCHEDULE	OF SCHEDULE	RPI	RPI	RPI	RPI

DIV. I ONLY	14- 6	72	8-2	37	59	32	32	18	18
DIV. I NON-CONF.	8- 5	120	0- 0	10	6	16	16	16	16
TOTALS	RPI 1-25	RPI 26-50	W-L RECORDS	RPI 51-100	RPI 101-150	RPI 150+			
14- 6	2- 3	0- 2	OVERALL	3- 1	2- 0	7- 0			
8- 1	1- 1	0- 0	HOME	3- 0	1- 0	3- 0			
6- 3	1- 1	0- 1	AWAY	0- 1	1- 0	4- 0			
0- 2	0- 1	0- 1	NEUTRAL	0- 0	0- 0	0- 0			
8- 5	2- 3	0- 1	NON-CONFERENCE	3- 1	1- 0	2- 0			
5- 1	1- 1	0- 0	HOME	3- 0	0- 0	1- 0			
3- 2	1- 1	0- 0	AWAY	0- 1	1- 0	1- 0			
0- 2	0- 1	0- 1	NEUTRAL	0- 0	0- 0	0- 0			
6- 1	0- 0	0- 1	CONFERENCE	0- 0	1- 0	5- 0			
3- 0	0- 0	0- 0	HOME	0- 0	1- 0	2- 0			
3- 1	0- 0	0- 1	AWAY	0- 0	0- 0	3- 0			
0- 0	0- 0	0- 0	NEUTRAL	0- 0	0- 0	0- 0			

RPI 1-25	RPI 26-50	Team's RPI: 32	RPI 51-100	RPI 101+
RPI S Opponent Score	RPI S Opponent Score		RPI S Opponent Score	RPI S Opponent Score
2 N Baylor 66 72	30 A South Dakota 98 105		65 H Green Bay 77 47	133 A Chattanooga 71 54
3 H Oregon 79 87	35 N Buffalo 55 61		67 H Creighton 74 48	150 H Denver 76 59
13 A Marquette 52 91			80 A Wyoming 70 77	153 A Montana St. 88 67
14 H Drake 80 71			95 H FGCU 80 62	168 H Oral Roberts 68 55
22 A Central Mich. 80 71				223 A North Dakota 66 48
				240 A Western Ill. 93 84
				303 H North Dakota St. 86 33
				335 A Purdue Fort Wayne 85 52
				339 H Savannah St. 97 49
LAST 12 Division I GAMES:				
335 A Purdue Fort Wayne 85 52	303 H North Dakota St. 86 33			
240 A Western Ill. 93 84	223 A North Dakota 66 48			
80 A Wyoming 70 77	168 H Oral Roberts 68 55			
153 A Montana St. 88 67	150 H Denver 76 59			
339 H Savannah St. 97 49	30 A South Dakota 98 105			
3 H Oregon 79 87	14 H Drake 80 71			

Non-Div I Games:

South Dakota St.

Average RPI Win:	189	WON-LOST	WINNING	LAST 10	STRENGTH OF	OPP. STRENGTH	TEAM	ADJ.	CONF.	ADJ CONF.
Average RPI Loss:	64	RECORD	PCT. RANK	GAMES	SCHEDULE	OF SCHEDULE	RPI	RPI	RPI	RPI

DIV. I ONLY	11- 8	129	4-6	141	35	137	137	9	9
DIV. I NON-CONF.	9- 5	105	0- 0	239	14	147	147	9	9

TOTALS	RPI 1-25	RPI 26-50	W-L RECORDS	RPI 51-100	RPI 101-150	RPI 150+			
11- 8	0- 3	1- 2	OVERALL	1- 2	2- 0	7- 1			
8- 2	0- 1	0- 0	HOME	1- 0	1- 0	6- 1			
2- 2	0- 1	0- 1	AWAY	0- 0	1- 0	1- 0			
1- 4	0- 1	1- 1	NEUTRAL	0- 2	0- 0	0- 0			
9- 5	0- 1	1- 2	NON-CONFERENCE	0- 2	2- 0	6- 0			
7- 0	0- 0	0- 0	HOME	0- 0	1- 0	6- 0			
1- 1	0- 0	0- 1	AWAY	0- 0	1- 0	0- 0			
1- 4	0- 1	1- 1	NEUTRAL	0- 2	0- 0	0- 0			
2- 3	0- 2	0- 0	CONFERENCE	1- 0	0- 0	1- 1			
1- 2	0- 1	0- 0	HOME	1- 0	0- 0	0- 1			
1- 1	0- 1	0- 0	AWAY	0- 0	0- 0	1- 0			
0- 0	0- 0	0- 0	NEUTRAL	0- 0	0- 0	0- 0			

RPI 1-25				RPI 26-50				RPI 51-100				RPI 101+ Team's RPI: 137			
RPI	S	Opponent	Score	RPI	S	Opponent	Score	RPI	S	Opponent	Score	RPI	S	Opponent	Score
7	A	UConn	46 63	42	N	North Carolina	69 71	67	N	Creighton	76 83	109	A	Ohio St.	71 47
17	H	UCF	49 62	48	A	LSU	49 78	87	N	Virginia	67 74	143	H	Oklahoma	87 70
19	N	Kentucky	63 85	50	N	UCLA	60 56	88	H	Tulane	73 46	161	H	Grambling	67 50
												189	H	George Washington	63 30
												225	H	Memphis	40 47
												232	A	Temple	63 53
												255	H	Albany (NY)	74 37
												269	H	Vermont	102 55
												276	H	Bethune-Cookman	88 39
												310	H	New Hampshire	79 36
LAST 12 Division I GAMES:															
48	A	LSU	49 78	225	H	Memphis	40 47								
87	N	Virginia	67 74	88	H	Tulane	73 46								
67	N	Creighton	76 83	7	A	UConn	46 63								
269	H	Vermont	102 55	17	H	UCF	49 62								
161	H	Grambling	67 50	232	A	Temple	63 53								
189	H	George Washington	63 30	310	H	New Hampshire	79 36								

Non-Div I Games:

South Fla.

Average RPI Win:	280	WON-LOST	WINNING	LAST 10	STRENGTH OF	OPP. STRENGTH	TEAM	ADJ.	CONF.	ADJ CONF.
Average RPI Loss:	159	RECORD	PCT. RANK	GAMES	SCHEDULE	OF SCHEDULE	RPI	RPI	RPI	RPI
DIV. I ONLY	7- 9	210	6-4	198	325	201	201	22	22	
DIV. I NON-CONF.	3- 6	241	0- 0	144	309	207	207	20	20	

TOTALS	RPI 1-25	RPI 26-50	W-L RECORDS	RPI 51-100	RPI 101-150	RPI 150+				
7- 9	0- 1	0- 0	OVERALL	0- 0	0- 2	7- 6				
3- 3	0- 0	0- 0	HOME	0- 0	0- 1	3- 2				
4- 5	0- 1	0- 0	AWAY	0- 0	0- 1	4- 3				
0- 1	0- 0	0- 0	NEUTRAL	0- 0	0- 0	0- 1				
3- 6	0- 1	0- 0	NON-CONFERENCE	0- 0	0- 0	3- 5				
1- 1	0- 0	0- 0	HOME	0- 0	0- 0	1- 1				
2- 4	0- 1	0- 0	AWAY	0- 0	0- 0	2- 3				
0- 1	0- 0	0- 0	NEUTRAL	0- 0	0- 0	0- 1				
4- 3	0- 0	0- 0	CONFERENCE	0- 0	0- 2	4- 1				
2- 2	0- 0	0- 0	HOME	0- 0	0- 1	2- 1				
2- 1	0- 0	0- 0	AWAY	0- 0	0- 1	2- 0				
0- 0	0- 0	0- 0	NEUTRAL	0- 0	0- 0	0- 0				

RPI 1-25				RPI 26-50				RPI 51-100				RPI 101+ Team's RPI: 201			
RPI	S	Opponent	Score	RPI	S	Opponent	Score	RPI	S	Opponent	Score	RPI	S	Opponent	Score
8	A	Mississippi St.	53 88									135	H	UT Martin	73 80
												138	A	Morehead St.	54 82
												154	N	North Ala.	67 80
												155	H	Indiana St.	51 62
												163	A	Southern Ill.	40 60
												170	A	Bradley	79 85
												213	A	SIUE	62 52
												213	H	SIUE	63 58
												225	A	Memphis	57 69
												240	H	Western Ill.	81 71
												286	H	Murray St.	59 64
												307	H	Austin Peay	64 54
												317	A	NJIT	68 58
												324	A	Eastern Ky.	52 42
												343	A	Evansville	54 50

LAST 12 Division I GAMES:															
135	H	UT Martin	73 80	213	H	SIUE	63 58								
213	A	SIUE	62 52	324	A	Eastern Ky.	52 42								
225	A	Memphis	57 69	138	A	Morehead St.	54 82								
343	A	Evansville	54 50	286	H	Murray St.	59 64								
155	H	Indiana St.	51 62	307	H	Austin Peay	64 54								
317	A	NJIT	68 58	154	N	North Ala.	67 80								

Non-Div I Games: Ill.-Springfield 82 46 Harris-Stowe 80 65

Southeast Mo. St.

Average RPI Win:	288	WON-LOST	WINNING	LAST 10	STRENGTH OF	OPP. STRENGTH	TEAM	ADJ.	CONF.	ADJ CONF.
Average RPI Loss:	157	RECORD	PCT. RANK	GAMES	SCHEDULE	OF SCHEDULE	RPI	RPI	RPI	RPI
DIV. I ONLY	7- 8	196	4-6	305	266	242	242	26	26	
DIV. I NON-CONF.	4- 5	190	0- 0	314	261	237	237	24	24	

TOTALS	RPI 1-25	RPI 26-50	W-L RECORDS	RPI 51-100	RPI 101-150	RPI 150+				
7- 8	0- 0	0- 1	OVERALL	0- 2	0- 2	7- 3				
4- 2	0- 0	0- 0	HOME	0- 1	0- 0	4- 1				
3- 6	0- 0	0- 1	AWAY	0- 1	0- 2	3- 2				
0- 0	0- 0	0- 0	NEUTRAL	0- 0	0- 0	0- 0				
4- 5	0- 0	0- 1	NON-CONFERENCE	0- 0	0- 2	4- 2				
1- 1	0- 0	0- 0	HOME	0- 0	0- 0	1- 1				
3- 4	0- 0	0- 1	AWAY	0- 0	0- 2	3- 1				
0- 0	0- 0	0- 0	NEUTRAL	0- 0	0- 0	0- 0				
3- 3	0- 0	0- 0	CONFERENCE	0- 2	0- 0	3- 1				
3- 1	0- 0	0- 0	HOME	0- 1	0- 0	3- 0				
0- 2	0- 0	0- 0	AWAY	0- 1	0- 0	0- 1				
0- 0	0- 0	0- 0	NEUTRAL	0- 0	0- 0	0- 0				

RPI 1-25				RPI 26-50				RPI 51-100				RPI 101+				Team's RPI: 242
RPI	S	Opponent	Score	RPI	S	Opponent	Score	RPI	S	Opponent	Score	RPI	S	Opponent	Score	
				48	A	LSU	52 72	71	A	Lamar University	54 94	122	A	Alabama	40 88	
								72	H	SFA	51 62	144	A	Louisiana Tech	53 72	
												172	H	Abilene Christian	74 71	
												191	H	Southern Miss.	52 59	
												209	A	SMU	63 62	
												282	A	Alabama A&M	48 51	
												306	H	Central Ark.	62 53	
												314	H	La. -Monroe	49 42	
												322	A	McNeese	56 62	
												331	H	Houston Baptist	73 65	
												334	A	Jackson St.	50 45	
												350	A	Alcorn	77 59	
LAST 12 Division I GAMES:																
				72	H	SFA	51 62	331	H	Houston Baptist	73 65					
				48	A	LSU	52 72	322	A	McNeese	56 62					
				191	H	Southern Miss.	52 59	71	A	Lamar University	54 94					
				314	H	La. -Monroe	49 42	172	H	Abilene Christian	74 71					
				282	A	Alabama A&M	48 51	306	H	Central Ark.	62 53					
				144	A	Louisiana Tech	53 72	334	A	Jackson St.	50 45					

Non-Div I Games: Mobile 70 57 Xavier (LA) 47 59

Southeastern La.

Average RPI		Win: 180	WON-LOST RECORD	WINNING PCT. RANK	LAST 10 GAMES	STRENGTH OF SCHEDULE	OPP. STRENGTH OF SCHEDULE	TEAM RPI	ADJ. RPI	CONF. RPI	ADJ. CONF. RPI
Loss: 25											
DIV. I ONLY			11- 6	92	4-6	47	46	44	44	2	2
DIV. I NON-CONF.			10- 1	18	0- 0	160	181	30	30	2	2
TOTALS		RPI 1-25		RPI 26-50		W-L RECORDS		RPI 51-100	RPI 101-150		RPI 150+
11- 6	0- 3			1- 3		OVERALL		0- 0	2- 0		8- 0
5- 3	0- 1			0- 2		HOME		0- 0	1- 0		4- 0
5- 3	0- 2			1- 1		AWAY		0- 0	1- 0		3- 0
1- 0	0- 0			0- 0		NEUTRAL		0- 0	0- 0		1- 0
10- 1	0- 1			0- 0		NON-CONFERENCE		0- 0	2- 0		8- 0
5- 0	0- 0			0- 0		HOME		0- 0	1- 0		4- 0
4- 1	0- 1			0- 0		AWAY		0- 0	1- 0		3- 0
1- 0	0- 0			0- 0		NEUTRAL		0- 0	0- 0		1- 0
1- 5	0- 2			1- 3		CONFERENCE		0- 0	0- 0		0- 0
0- 3	0- 1			0- 2		HOME		0- 0	0- 0		0- 0
1- 2	0- 1			1- 1		AWAY		0- 0	0- 0		0- 0
0- 0	0- 0			0- 0		NEUTRAL		0- 0	0- 0		0- 0

RPI 1-25					RPI 26-50					RPI 51-100					RPI 101+				
RPI	S	Opponent	Score		RPI	S	Opponent	Score		RPI	S	Opponent	Score		RPI	S	Opponent	Score	
3	H	Oregon	53	93	33	A	Cal i forn i a	59	66						119	H	Fresno St.	62 61	
4	A	Stanford	64	72	40	H	Oregon St.	52	76						126	A	UT Arlington	73 61	
21	A	Texas A&M	51	71	50	A	UCLA	72	67						157	N	Utah St.	55 46	
					50	H	UCLA	65	72						159	H	CSUN	58 42	
															162	H	Santa Clara	77 46	
															184	H	UC Riverside	73 55	
															216	A	UNLV	86 72	
															237	A	Nevada	72 51	
															268	A	Long Beach St.	86 50	
															300	H	UC Santa Barbara	82 39	
LAST 12 Division I GAMES:																			
					50	H	UCLA	65	72	50	A	UCLA	72	67					
					126	A	UT Arlington	73	61	40	H	Oregon St.	52	76					
					21	A	Texas A&M	51	71	3	H	Oregon	53	93					
					159	H	CSUN	58	42	33	A	Cal i forn i a	59	66					
					216	A	UNLV	86	72	4	A	Stanford	64	72					
					119	H	Fresno St.	62	61	237	A	Nevada	72	51					

Non-Div l Games:

Southern California

Average RPI Win:	208	WON-LOST	WINNING	LAST 10	STRENGTH OF	OPP. STRENGTH	TEAM	ADJ.	CONF.	ADJ CONF.
Average RPI Loss:	134	RECORD	PCT. RANK	GAMES	SCHEDULE	OF SCHEDULE	RPI	RPI	RPI	RPI
DIV. I ONLY	8- 8	163	5-5	136	199	163	163	12	12	
DIV. I NON-CONF.	7- 4	109	0- 0	118	172	81	81	14	14	

TOTALS	RPI 1-25	RPI 26-50	W-L RECORDS	RPI 51-100	RPI 101-150	RPI 150+				
8- 8	0- 1	0- 0	OVERALL	1- 1	2- 2	5- 4				
6- 1	0- 0	0- 0	HOME	0- 0	2- 0	4- 1				
1- 6	0- 0	0- 0	AWAY	0- 1	0- 2	1- 3				
1- 1	0- 1	0- 0	NEUTRAL	1- 0	0- 0	0- 0				
7- 4	0- 1	0- 0	NON-CONFERENCE	1- 0	2- 2	4- 1				
5- 0	0- 0	0- 0	HOME	0- 0	2- 0	3- 0				
1- 3	0- 0	0- 0	AWAY	0- 0	0- 2	1- 1				
1- 1	0- 1	0- 0	NEUTRAL	1- 0	0- 0	0- 0				
1- 4	0- 0	0- 0	CONFERENCE	0- 1	0- 0	1- 3				
1- 1	0- 0	0- 0	HOME	0- 0	0- 0	1- 1				
0- 3	0- 0	0- 0	AWAY	0- 1	0- 0	0- 2				
0- 0	0- 0	0- 0	NEUTRAL	0- 0	0- 0	0- 0				

RPI 1-25				RPI 26-50				RPI 51-100				RPI 101+				Team's RPI: 163
RPI	S	Opponent	Score	RPI	S	Opponent	Score	RPI	S	Opponent	Score	RPI	S	Opponent	Score	
11	N	Arizona St.	38 82					94	A	Missouri St.	51 66	112	H	Northern Ill.	82 73	
								100	N	Hartford	72 50	125	A	Western Ky.	76 83	
												135	A	UT Martin	94 95	
												142	H	IUPUI	78 73	
												155	H	Indiana St.	58 61	
												170	A	Bradley	53 58	
												183	A	Illinois St.	52 60	
												199	A	Saint Louis	58 62	
												201	H	Southeast Mo. St.	60 40	
												230	H	Marshall	58 49	
												251	H	Eastern Ill.	73 59	
												286	A	Murray St.	65 59	
												343	H	Evansville	67 47	

LAST 12 Division I GAMES:																
142	H	IUPUI	78 73	170	A	Bradley	53 58	183	A	Illinois St.	52 60	94	A	Missouri St.	51 66	
286	A	Murray St.	65 59									155	H	Indiana St.	58 61	
251	H	Eastern Ill.	73 59									343	H	Evansville	67 47	
112	H	Northern Ill.	82 73									100	N	Hartford	72 50	
199	A	Saint Louis	58 62													
11	N	Arizona St.	38 82													

Non-Div I Games:

Southern Ill.

Average RPI Win:	236	WON-LOST	WINNING	LAST 10	STRENGTH OF	OPP. STRENGTH	TEAM	ADJ.	CONF.	ADJ CONF.
Average RPI Loss:	112	RECORD	PCT. RANK	GAMES	SCHEDULE	OF SCHEDULE	RPI	RPI	RPI	RPI
DIV. I ONLY	8- 10	204	4-6	88	288	191	191	15	15	
DIV. I NON-CONF.	6- 5	143	0- 0	238	317	230	230	18	18	

TOTALS	RPI 1-25	RPI 26-50	W-L RECORDS	RPI 51-100	RPI 101-150	RPI 150+				
8- 10	0- 1	0- 0	OVERALL	0- 4	1- 3	7- 2				
6- 6	0- 1	0- 0	HOME	0- 2	0- 1	6- 2				
2- 4	0- 0	0- 0	AWAY	0- 2	1- 2	1- 0				
0- 0	0- 0	0- 0	NEUTRAL	0- 0	0- 0	0- 0				
6- 5	0- 1	0- 0	NON-CONFERENCE	0- 1	0- 2	6- 1				
5- 3	0- 1	0- 0	HOME	0- 0	0- 1	5- 1				
1- 2	0- 0	0- 0	AWAY	0- 1	0- 1	1- 0				
0- 0	0- 0	0- 0	NEUTRAL	0- 0	0- 0	0- 0				
2- 5	0- 0	0- 0	CONFERENCE	0- 3	1- 1	1- 1				
1- 3	0- 0	0- 0	HOME	0- 2	0- 0	1- 1				
1- 2	0- 0	0- 0	AWAY	0- 1	1- 1	0- 0				
0- 0	0- 0	0- 0	NEUTRAL	0- 0	0- 0	0- 0				

RPI 1-25				RPI 26-50				RPI 51-100				RPI 101+				Team's RPI: 191
RPI	S	Opponent	Score	RPI	S	Opponent	Score	RPI	S	Opponent	Score	RPI	S	Opponent	Score	
8	H	Mississippi St.	42 86					58	H	Old Dominion	50 53	116	H	Houston	44 61	
								73	A	Middle Tenn.	49 66	125	A	Western Ky.	69 56	
								81	H	Rice	47 58	136	A	South Alabama	68 77	
								88	A	Tulane	54 71	147	A	UAB	60 71	
												161	H	Grambling	68 47	
												164	H	Charlotte	65 54	
												187	H	North Texas	48 62	
												222	H	Samford	76 40	
												229	H	Sam Houston St.	61 65	
												242	A	Southeastern La.	59 52	
												293	H	Mississippi Val.	67 60	
												329	H	Northwestern St.	69 54	
												350	H	Alcorn	66 47	
LAST 12 Division I GAMES:																
187	H	North Texas	48 62	125	A	Western Ky.	69 56									
81	H	Rice	47 58	58	H	Old Dominion	50 53									
116	H	Houston	44 61	164	H	Charlotte	65 54									
242	A	Southeastern La.	59 52	147	A	UAB	60 71									
8	H	Mississippi St.	42 86	73	A	Middle Tenn.	49 66									
350	H	Alcorn	66 47	88	A	Tulane	54 71									

Non-Div I Games: William Carey 74 48 Blue Mountain (MS) 84 38

Southern Miss.

Average RPI	Win:	275	WON-LOST	WINNING	LAST 10	STRENGTH OF	OPP. STRENGTH	TEAM	ADJ.	CONF.	ADJ CONF.
Average RPI	Loss:	83	RECORD	PCT. RANK	GAMES	SCHEDULE	OF SCHEDULE	RPI	RPI	RPI	RPI
DIV. I ONLY		5- 8		240	6-4	140	126	185	185	29	29
DIV. I NON-CONF.		0- 7		336	0- 0	2	13	171	171	26	26
<hr/>											
TOTALS	RPI 1-25		RPI 26-50		W-L RECORDS	RPI 51-100		RPI 101-150		RPI 150+	
5- 8	0- 3		0- 0		OVERALL	0- 2		0- 1		5- 2	
3- 2	0- 0		0- 0		HOME	0- 0		0- 1		3- 1	
2- 6	0- 3		0- 0		AWAY	0- 2		0- 0		2- 1	
0- 0	0- 0		0- 0		NEUTRAL	0- 0		0- 0		0- 0	
0- 7	0- 3		0- 0		NON-CONFERENCE	0- 2		0- 1		0- 1	
0- 1	0- 0		0- 0		HOME	0- 0		0- 1		0- 0	
0- 6	0- 3		0- 0		AWAY	0- 2		0- 0		0- 1	
0- 0	0- 0		0- 0		NEUTRAL	0- 0		0- 0		0- 0	
5- 1	0- 0		0- 0		CONFERENCE	0- 0		0- 0		5- 1	
3- 1	0- 0		0- 0		HOME	0- 0		0- 0		3- 1	
2- 0	0- 0		0- 0		AWAY	0- 0		0- 0		2- 0	
0- 0	0- 0		0- 0		NEUTRAL	0- 0		0- 0		0- 0	

RPI 1-25				RPI 26-50				RPI 51-100				RPI 101+ Team's RPI: 185			
RPI	S	Opponent	Score	RPI	S	Opponent	Score	RPI	S	Opponent	Score	RPI	S	Opponent	Score
2	A	Baylor	49 94					62	A	Michigan	35 76	136	H	South Alabama	49 53
11	A	Arizona St.	47 69					63	A	TCU	40 69	158	A	Texas Tech	58 76
19	A	Kentucky	41 91									161	A	Grambling	86 81
												211	H	Prairie View	54 55
												246	H	Texas Southern	63 61
												293	H	Mississippi Val.	74 67
												334	A	Jackson St.	76 74
												342	H	Ark. -Pine Bluff	73 41
<hr/>															
LAST 12 Division I GAMES:															
211	H	Prairie View	54 55	293	H	Mississippi Val.	74 67								
62	A	Michigan	35 76	342	H	Ark. -Pine Bluff	73 41								
158	A	Texas Tech	58 76	334	A	Jackson St.	76 74								
63	A	TCU	40 69	161	A	Grambling	86 81								
11	A	Arizona St.	47 69	246	H	Texas Southern	63 61								
136	H	South Alabama	49 53	2	A	Baylor	49 94								

Non-Div I Games: Dillard 61 63 Wiley 89 58 Louisiana Col. 77 53 Millsaps 71 36 Southern U.

Southern Utah

Through Games Of Jan. 24, 2019

Average RPI Win:	215	WON-LOST	WINNING	LAST 10	STRENGTH OF	OPP. STRENGTH	TEAM	ADJ.	CONF.	ADJ CONF.
Average RPI Loss:	142	RECORD	PCT. RANK	GAMES	SCHEDULE	OF SCHEDULE	RPI	RPI	RPI	RPI
DIV. I ONLY	5- 12	268	2-8	96	246	220	220	16	16	
DIV. I NON-CONF.	3- 6	241	0- 1	41	254	194	194	12	12	

TOTALS	RPI 1-25	RPI 26-50	W-L RECORDS	RPI 51-100	RPI 101-150	RPI 150+				
5- 12	1- 0	0- 0	OVERALL	0- 2	0- 5	4- 5				
4- 3	1- 0	0- 0	HOME	0- 0	0- 3	3- 0				
1- 9	0- 0	0- 0	AWAY	0- 2	0- 2	1- 5				
0- 0	0- 0	0- 0	NEUTRAL	0- 0	0- 0	0- 0				
3- 6	1- 0	0- 0	NON-CONFERENCE	0- 2	0- 2	2- 2				
3- 1	1- 0	0- 0	HOME	0- 0	0- 1	2- 0				
0- 5	0- 0	0- 0	AWAY	0- 2	0- 1	0- 2				
0- 0	0- 0	0- 0	NEUTRAL	0- 0	0- 0	0- 0				
2- 6	0- 0	0- 0	CONFERENCE	0- 0	0- 3	2- 3				
1- 2	0- 0	0- 0	HOME	0- 0	0- 2	1- 0				
1- 4	0- 0	0- 0	AWAY	0- 0	0- 1	1- 3				
0- 0	0- 0	0- 0	NEUTRAL	0- 0	0- 0	0- 0				

RPI 1-25				RPI 26-50				RPI 51-100				RPI 101+ Team's RPI: 220			
RPI	S	Opponent	Score	RPI	S	Opponent	Score	RPI	S	Opponent	Score	RPI	S	Opponent	Score
20	H	BYU	67 64					60	A	Boise St.	53 88	106	H	Northern Colo.	44 71
								84	A	UC Davis	45 68	107	H	Idaho St.	57 69
												140	A	Portland St.	49 63
												149	A	UC Irvine	58 75
												150	H	Denver	70 71
												151	A	Montana	57 79
												153	A	Montana St.	64 69
												168	A	Oral Roberts	59 64
												184	A	UC Riverside	50 56
												239	H	Utah Valley	60 59
												249	H	San Diego	69 59
												252	A	Sacramento St.	76 77
												254	A	Northern Ariz.	82 76
												311	H	Weber St.	84 79

LAST 12 Division I GAMES:															
311	H	Weber St.	84 79	184	A	UC Riverside	50 56								
107	H	Idaho St.	57 69	106	H	Northern Colo.	44 71								
151	A	Montana	57 79	252	A	Sacramento St.	76 77								
153	A	Montana St.	64 69	140	A	Portland St.	49 63								
60	A	Boise St.	53 88	254	A	Northern Ariz.	82 76								
150	H	Denver	70 71	239	H	Utah Valley	60 59								

Non-Div I Games:

Southern Utah

■ Loss,
 ■ Non-Conf,
 ■ S Site,
 ■ H Home
 ■ A Away
 N Neutral

S
t
.
B
o
n
a
v
e
n
t
u
r
e

St. Bonaventure				Through Games Of Jan. 24, 2019							
Average RPI	Win:	247	WON-LOST	WINNING	LAST 10	STRENGTH OF	OPP. STRENGTH	TEAM	ADJ.	CONF.	ADJ CONF.
Average RPI	Loss:	141	RECORD	PCT. RANK	GAMES	SCHEDULE	OF SCHEDULE	RPI	RPI	RPI	RPI
DIV. I ONLY		4- 14	301	2-8		100	234	243	243	17	17
DIV. I NON-CONF.		3- 10	278	0- 0		72	236	223	223	17	17

TOTALS	RPI 1-25		RPI 26-50		W-L RECORDS		RPI 51-100		RPI 101-150		RPI 150+
4- 14	0- 0		0- 2		OVERALL		0- 3		0- 3		4- 6
2- 6	0- 0		0- 0		HOME		0- 2		0- 1		2- 3
2- 7	0- 0		0- 1		AWAY		0- 1		0- 2		2- 3
0- 1	0- 0		0- 1		NEUTRAL		0- 0		0- 0		0- 0
3- 10	0- 0		0- 2		NON-CONFERENCE		0- 3		0- 2		3- 3
2- 3	0- 0		0- 0		HOME		0- 2		0- 0		2- 1
1- 6	0- 0		0- 1		AWAY		0- 1		0- 2		1- 2
0- 1	0- 0		0- 1		NEUTRAL		0- 0		0- 0		0- 0
1- 4	0- 0		0- 0		CONFERENCE		0- 0		0- 1		1- 3
0- 3	0- 0		0- 0		HOME		0- 0		0- 1		0- 2
1- 1	0- 0		0- 0		AWAY		0- 0		0- 0		1- 1
0- 0	0- 0		0- 0		NEUTRAL		0- 0		0- 0		0- 0

RPI 1-25				RPI 26-50				RPI 51-100				RPI 101+ Team's RPI: 243			
RPI	S	Opponent	Score	RPI	S	Opponent	Score	RPI	S	Opponent	Score	RPI	S	Opponent	Score
				34	N	Ohio	53 70	56	H	Bucknell	46 77	110	H	Dayton	49 62
				35	A	Buffalo	43 90	89	H	Kent St.	64 76	118	A	Georgi a	40 67
								96	A	Penn St.	65 80	150	A	Denver	62 76
												152	H	Duquesne	54 60
												179	A	Akron	58 67
												196	A	George Mason	68 57
												197	A	Cornell	44 58
												199	H	Saint Louis	45 62
												234	A	Ni agara	76 48
												261	H	Si ena	74 58
												264	H	Hofstra	59 67
												289	A	Saint Joseph' s	41 66
												296	H	Cani si us	100 94

LAST 12 Division I GAMES:															
				197	A	Cornell	44 58	199	H	Saint Louis	45 62				
				35	A	Buffalo	43 90	110	H	Dayton	49 62				
				89	H	Kent St.	64 76	289	A	Saint Joseph' s	41 66				
				96	A	Penn St.	65 80	196	A	George Mason	68 57				
				261	H	Si ena	74 58	152	H	Duquesne	54 60				
				179	A	Akron	58 67	56	H	Bucknell	46 77				

Non-Div I Games:

St. Bonaventure

Average RPI Win:	291	WON-LOST	WINNING	LAST 10	STRENGTH OF	OPP. STRENGTH	TEAM	ADJ.	CONF.	ADJ CONF.
Average RPI Loss:	203	RECORD	PCT. RANK	GAMES	SCHEDULE	OF SCHEDULE	RPI	RPI	RPI	RPI
DIV. I ONLY	9- 8	154	5-5	338	331	275	275	31	31	
DIV. I NON-CONF.	5- 6	177	0- 0	325	313	276	276	31	31	

TOTALS	RPI 1-25	RPI 26-50	W-L RECORDS	RPI 51-100	RPI 101-150	RPI 150+				
9- 8	0- 0	0- 0	OVERALL	0- 2	1- 0	8- 6				
4- 4	0- 0	0- 0	HOME	0- 1	0- 0	4- 3				
4- 3	0- 0	0- 0	AWAY	0- 1	1- 0	3- 2				
1- 1	0- 0	0- 0	NEUTRAL	0- 0	0- 0	1- 1				
5- 6	0- 0	0- 0	NON-CONFERENCE	0- 2	1- 0	4- 4				
2- 2	0- 0	0- 0	HOME	0- 1	0- 0	2- 1				
2- 3	0- 0	0- 0	AWAY	0- 1	1- 0	1- 2				
1- 1	0- 0	0- 0	NEUTRAL	0- 0	0- 0	1- 1				
4- 2	0- 0	0- 0	CONFERENCE	0- 0	0- 0	4- 2				
2- 2	0- 0	0- 0	HOME	0- 0	0- 0	2- 2				
2- 0	0- 0	0- 0	AWAY	0- 0	0- 0	2- 0				
0- 0	0- 0	0- 0	NEUTRAL	0- 0	0- 0	0- 0				

RPI 1-25				RPI 26-50				RPI 51-100				RPI 101+ Team's RPI: 275					
RPI	S	Opponent	Score	RPI	S	Opponent	Score	RPI	S	Opponent	Score	RPI	S	Opponent	Score		
								70	A	Seton Hall	77	100	138	A	Morehead St.	101	94
								83	H	Princeton	64	83	167	A	Stony Brook	67	74
													212	H	Sacred Heart	66	68
													244	H	Robert Morris	56	75
													255	H	Albany (NY)	60	67
													259	H	Saint Francis (PA)	78	65
													280	A	Bryant	60	55
													287	A	Army West Point	57	69
													295	A	Loyola Maryland	75	70
													298	H	Saint Peter's	74	70
													305	N	Valparaiso	76	78
													315	H	Wagner	76	61
													340	H	Manhattan	73	65
													344	N	Chicago St.	110	73
													351	A	LIU Brooklyn	79	67

LAST 12 Division I GAMES:																	
315	H	Wagner	76	61	351	A	LIU Brooklyn	79	67	212	H	Sacred Heart	66	68			
167	A	Stony Brook	67	74	259	H	Saint Francis (PA)	78	65	244	H	Robert Morris	56	75			
83	H	Princeton	64	83	280	A	Bryant	60	55	287	A	Army West Point	57	69			
255	H	Albany (NY)	60	67													
298	H	Saint Peter's	74	70													
295	A	Loyola Maryland	75	70													

Non-Div I Games: Mercy 102 51

St. Francis Brooklyn

Average RPI	Win:	221	WON-LOST	WINNING	LAST 10	STRENGTH OF	OPP. STRENGTH	TEAM	ADJ.	CONF.	ADJ CONF.
Average RPI	Loss:	51	RECORD	PCT. RANK	GAMES	SCHEDULE	OF SCHEDULE	RPI	RPI	RPI	RPI
DIV. I ONLY		8- 10		204	2-8	62	72	111	111	5	5
DIV. I NON-CONF.		7- 4		109	0- 0	159	95	94	94	4	4

TOTALS	RPI 1-25		RPI 26-50		W-L RECORDS	RPI 51-100		RPI 101-150		RPI 150+	
8- 10	0- 4		1- 1		OVERALL	0- 4		1- 1		6- 0	
2- 3	0- 1		0- 0		HOME	0- 2		1- 0		1- 0	
4- 6	0- 2		0- 1		AWAY	0- 2		0- 1		4- 0	
2- 1	0- 1		1- 0		NEUTRAL	0- 0		0- 0		1- 0	
7- 4	0- 2		1- 0		NON-CONFERENCE	0- 1		1- 1		5- 0	
2- 1	0- 1		0- 0		HOME	0- 0		1- 0		1- 0	
3- 2	0- 0		0- 0		AWAY	0- 1		0- 1		3- 0	
2- 1	0- 1		1- 0		NEUTRAL	0- 0		0- 0		1- 0	
1- 6	0- 2		0- 1		CONFERENCE	0- 3		0- 0		1- 0	
0- 2	0- 0		0- 0		HOME	0- 2		0- 0		0- 0	
1- 4	0- 2		0- 1		AWAY	0- 1		0- 0		1- 0	
0- 0	0- 0		0- 0		NEUTRAL	0- 0		0- 0		0- 0	

RPI 1-25				RPI 26-50				RPI 51-100				RPI 101+ Team's RPI: 111			
RPI	S	Opponent	Score	RPI	S	Opponent	Score	RPI	S	Opponent	Score	RPI	S	Opponent	Score
7	N	UConn	55 65	27	N	Purdue	68 62	55	A	James Madison	51 64	105	H	Yale	56 52
13	A	Marquette	73 83	43	A	DePaul	64 73	67	H	Creighton	63 65	121	A	Wake Forest	59 64
23	A	Butler	45 66					70	A	Seton Hall	67 77	181	A	Xavier	76 57
25	H	Florida St.	53 57					90	H	Providence	66 67	203	N	Ole Miss	64 59

LAST 12 Division I GAMES:															
181	A	Xavier	76 57	13	A	Marquette	73 83								
70	A	Seton Hall	67 77	43	A	DePaul	64 73								
55	A	James Madison	51 64	67	H	Creighton	63 65								
281	A	La Salle	83 57	90	H	Providence	66 67								
25	H	Florida St.	53 57	23	A	Butler	45 66								
105	H	Yale	56 52	121	A	Wake Forest	59 64								

Non-Div I Games:

St. John's (NY)

Average RPI	Win:	94	WON-LOST	WINNING	LAST 10	STRENGTH OF	OPP. STRENGTH	TEAM	ADJ.	CONF.	ADJ CONF.
Average RPI	Loss:	15	RECORD	PCT. RANK	GAMES	SCHEDULE	OF SCHEDULE	RPI	RPI	RPI	RPI
DIV. I ONLY		16- 1		6	10-0	19	2	4	4	2	2
DIV. I NON-CONF.		10- 1		18	0- 0	17	31	4	4	2	2

TOTALS	RPI 1-25		RPI 26-50		W-L RECORDS	RPI 51-100		RPI 101-150		RPI 150+	
16- 1	2- 1		4- 0		OVERALL	4- 0		3- 0		3- 0	
9- 0	1- 0		2- 0		HOME	2- 0		2- 0		2- 0	
5- 1	1- 1		2- 0		AWAY	1- 0		0- 0		1- 0	
2- 0	0- 0		0- 0		NEUTRAL	1- 0		1- 0		0- 0	
10- 1	1- 1		2- 0		NON-CONFERENCE	2- 0		2- 0		3- 0	
5- 0	1- 0		0- 0		HOME	1- 0		1- 0		2- 0	
3- 1	0- 1		2- 0		AWAY	0- 0		0- 0		1- 0	
2- 0	0- 0		0- 0		NEUTRAL	1- 0		1- 0		0- 0	
6- 0	1- 0		2- 0		CONFERENCE	2- 0		1- 0		0- 0	
4- 0	0- 0		2- 0		HOME	1- 0		1- 0		0- 0	
2- 0	1- 0		0- 0		AWAY	1- 0		0- 0		0- 0	
0- 0	0- 0		0- 0		NEUTRAL	0- 0		0- 0		0- 0	

RPI	S	Opponent	Score	RPI	S	Opponent	Score	RPI	S	Opponent	Score	RPI	S	Opponent	Score
2	H	Baylor	68 63	35	A	Buffalo	62 55	52	A	Arizona	78 48	104	N	American	71 49
11	A	Arizona St.	72 65	44	H	Southern California	72 64	84	H	UC Davis	71 43	108	H	Washington	91 54
15	A	Gonzaga	73 79	49	A	Tennessee	95 85	93	H	Washington St.	85 64	127	H	Idaho	115 71
				50	H	UCLA	86 80	95	N	FGCU	88 65	159	H	CSUN	69 43
												236	H	San Francisco	96 62
												256	A	Hawaii	81 59

LAST 12 Division I GAMES:															
44	H	Southern California	72 64	93	H	Washington St.	85 64								
159	H	CSUN	69 43	108	H	Washington	91 54								
35	A	Buffalo	62 55	52	A	Arizona	78 48								
49	A	Tennessee	95 85	11	A	Arizona St.	72 65								
2	H	Baylor	68 63	50	H	UCLA	86 80								
15	A	Gonzaga	73 79	256	A	Hawaii	81 59								

Non-Div I Games:

Stanford

Stetson

S
t
e
t
s
o
n

Non-Div I Games:	Central St. (OH)	81	51	Webber Int'l	80	52
------------------	------------------	----	----	--------------	----	----

Page 280

Average RPI Win:	269	WON-LOST	WINNING	LAST 10	STRENGTH OF	OPP. STRENGTH	TEAM	ADJ.	CONF.	ADJ CONF.
Average RPI Loss:	101	RECORD	PCT. RANK	GAMES	SCHEDULE	OF SCHEDULE	RPI	RPI	RPI	RPI
DIV. I ONLY	13- 5	55	6-4	291	249	167	167	23	23	
DIV. I NON-CONF.	10- 2	37	0- 0	281	300	90	90	23	23	

TOTALS	RPI 1-25	RPI 26-50	W-L RECORDS	RPI 51-100	RPI 101-150	RPI 150+				
13- 5	0- 1	0- 0	OVERALL	1- 3	0- 0	12- 1				
7- 3	0- 0	0- 0	HOME	0- 2	0- 0	7- 1				
6- 2	0- 1	0- 0	AWAY	1- 1	0- 0	5- 0				
0- 0	0- 0	0- 0	NEUTRAL	0- 0	0- 0	0- 0				
10- 2	0- 1	0- 0	NON-CONFERENCE	1- 1	0- 0	9- 0				
6- 0	0- 0	0- 0	HOME	0- 0	0- 0	6- 0				
4- 2	0- 1	0- 0	AWAY	1- 1	0- 0	3- 0				
0- 0	0- 0	0- 0	NEUTRAL	0- 0	0- 0	0- 0				
3- 3	0- 0	0- 0	CONFERENCE	0- 2	0- 0	3- 1				
1- 3	0- 0	0- 0	HOME	0- 2	0- 0	1- 1				
2- 0	0- 0	0- 0	AWAY	0- 0	0- 0	2- 0				
0- 0	0- 0	0- 0	NEUTRAL	0- 0	0- 0	0- 0				

RPI 1-25				RPI 26-50				RPI 51-100				RPI 101+ Team's RPI: 167			
RPI	S	Opponent	Score	RPI	S	Opponent	Score	RPI	S	Opponent	Score	RPI	S	Opponent	Score
16	A	Rutgers	47 61					59	H	Maine	54 68	197	H	Cornell	63 61
								77	A	Toledo	48 80	212	A	Sacred Heart	73 58
								96	A	Penn St.	81 70	231	A	Binghamton	65 56
								100	H	Hartford	36 64	255	H	Albany (NY)	49 54
												264	H	Hofstra	77 49
												275	H	St. Francis Brooklyn	74 67
												284	H	Ga. Southern	72 43
												294	H	UMass Lowell	76 56
												310	A	New Hampshire	82 63
												315	H	Wagner	70 45
												333	A	Iona	53 51
												340	A	Manhattan	79 48
												347	H	Fairleigh Dickinson	63 49

LAST 12 Division I GAMES:															
100	H	Hartford	36 64	255	H	Albany (NY)	49 54								
275	H	St. Francis Brooklyn	74 67	59	H	Maine	54 68								
77	A	Toledo	48 80	310	A	New Hampshire	82 63								
315	H	Wagner	70 45	231	A	Binghamton	65 56								
333	A	Iona	53 51	294	H	UMass Lowell	76 56								
347	H	Fairleigh Dickinson	63 49	212	A	Sacred Heart	73 58								

Non-Div I Games: SUNY New Paltz 87 50

Stony Brook

Average RPI Win:	98	WON-LOST	WINNING	LAST 10	STRENGTH OF	OPP. STRENGTH	TEAM	ADJ.	CONF.	ADJ CONF.
Average RPI Loss:	49	RECORD	PCT. RANK	GAMES	SCHEDULE	OF SCHEDULE	RPI	RPI	RPI	RPI
DIV. I ONLY	15- 4	33	8-2	6	49	9	9	1	1	
DIV. I NON-CONF.	11- 2	32	0- 0	11	94	6	6	1	1	

TOTALS	RPI 1-25	RPI 26-50	W-L RECORDS	RPI 51-100	RPI 101-150	RPI 150+				
15- 4	2- 1	4- 2	OVERALL	3- 0	2- 1	4- 0				
7- 1	1- 0	1- 1	HOME	1- 0	1- 0	3- 0				
3- 3	0- 1	1- 1	AWAY	1- 0	1- 1	0- 0				
5- 0	1- 0	2- 0	NEUTRAL	1- 0	0- 0	1- 0				
11- 2	2- 1	2- 0	NON-CONFERENCE	2- 0	1- 1	4- 0				
6- 0	1- 0	0- 0	HOME	1- 0	1- 0	3- 0				
0- 2	0- 1	0- 0	AWAY	0- 0	0- 1	0- 0				
5- 0	1- 0	2- 0	NEUTRAL	1- 0	0- 0	1- 0				
4- 2	0- 0	2- 2	CONFERENCE	1- 0	1- 0	0- 0				
1- 1	0- 0	1- 1	HOME	0- 0	0- 0	0- 0				
3- 1	0- 0	1- 1	AWAY	1- 0	1- 0	0- 0				
0- 0	0- 0	0- 0	NEUTRAL	0- 0	0- 0	0- 0				

RPI	S	Opponent	Score	RPI	S	Opponent	Score	RPI	S	Opponent	Score	RPI	S	Opponent	Score
3	A	Oregon	73 75	30	H	Miami (FL)	71 84	56	H	Bucknell	70 56	103	H	Towson	98 55
17	N	UCF	57 52	36	A	Georgia Tech	55 65	83	N	Princeton	92 61	114	A	Pittsburgh	82 50
21	H	Texas A&M	75 65	38	A	Clemson	84 75	86	A	Virginia Tech	75 73	128	A	Minnesota	68 72
				39	N	Kansas St.	70 61					152	N	Duquesne	87 71
				42	H	North Carolina	90 77					223	H	North Dakota	85 49
				43	N	DePaul	83 81					224	H	UMES	96 51
												234	H	Niagara	94 45

LAST 12 Division I GAMES:															
38	A	Clemson	84 75	30	H	Miami (FL)	71 84	114	A	Pittsburgh	82 50	42	H	North Carolina	90 77
17	N	UCF	57 52	36	A	Georgia Tech	55 65	86	A	Virginia Tech	75 73	224	H	UMES	96 51
152	N	Duquesne	87 71	86	A	Virginia Tech	75 73	128	A	Minnesota	68 72	103	H	Towson	98 55
234	H	Niagara	94 45	128	A	Minnesota	68 72								

Non-Div I Games:

Syracuse

Average RPI	Win:	205	WON-LOST	WINNING	LAST 10	STRENGTH OF	OPP. STRENGTH	TEAM	ADJ.	CONF.	ADJ CONF.
Average RPI	Loss:	25	RECORD	PCT. RANK	GAMES	SCHEDULE	OF SCHEDULE	RPI	RPI	RPI	RPI
DIV. I ONLY			13- 5	55	6-4	99	99	63	63	3	3
DIV. I NON-CONF.			10- 1	18	0- 0	263	256	72	72	3	3

TOTALS	RPI 1-25		RPI 26-50		W-L RECORDS	RPI 51-100		RPI 101-150		RPI 150+	
13- 5	0- 4		0- 0		OVERALL	1- 1		1- 0		11- 0	
11- 1	0- 1		0- 0		HOME	1- 0		1- 0		9- 0	
2- 3	0- 2		0- 0		AWAY	0- 1		0- 0		2- 0	
0- 1	0- 1		0- 0		NEUTRAL	0- 0		0- 0		0- 0	
10- 1	0- 1		0- 0		NON-CONFERENCE	0- 0		0- 0		10- 0	
8- 0	0- 0		0- 0		HOME	0- 0		0- 0		8- 0	
2- 0	0- 0		0- 0		AWAY	0- 0		0- 0		2- 0	
0- 1	0- 1		0- 0		NEUTRAL	0- 0		0- 0		0- 0	
3- 4	0- 3		0- 0		CONFERENCE	1- 1		1- 0		1- 0	
3- 1	0- 1		0- 0		HOME	1- 0		1- 0		1- 0	
0- 3	0- 2		0- 0		AWAY	0- 1		0- 0		0- 0	
0- 0	0- 0		0- 0		NEUTRAL	0- 0		0- 0		0- 0	

RPI	S	Opponent	Score
2	H	Baylor	55 79
12	A	Iowa St.	54 92
20	N	BYU	58 61
24	A	Texas	67 73

RPI	S	Opponent	Score

RPI	S	Opponent	Score
68	A	Oklahoma St.	71 75
97	H	West Virginia	62 48

RPI	S	Opponent	Score
143	H	Oklahoma	86 71
152	H	Duquesne	61 48
153	H	Montana St.	71 49
158	H	Texas Tech	78 70
185	H	Southern U.	69 40
203	A	Ole Miss	55 50
208	A	San Diego St.	81 64
209	H	SMU	65 63
229	H	Sam Houston St.	72 59
287	H	Army West Point	63 38
293	H	Mississippi Val.	96 47
350	H	Alcorn	88 31

LAST 12 Division I GAMES:

68	A	Oklahoma St.	71 75	143	H	Oklahoma	86 71
97	H	West Virginia	62 48	24	A	Texas	67 73
350	H	Alcorn	88 31	158	H	Texas Tech	78 70
229	H	Sam Houston St.	72 59	2	H	Baylor	55 79
185	H	Southern U.	69 40	12	A	Iowa St.	54 92
153	H	Montana St.	71 49	287	H	Army West Point	63 38

Non-Div I Games:

TCU

Average RPI Win: 313

Average RPI Loss: 95

WON-LOST
RECORDWINNING
PCT. RANKLAST 10
GAMESSTRENGTH OF
SCHEDULEOPP. STRENGTH
OF SCHEDULETEAM
RPIADJ.
RPICONF.
RPIADJ CONF.
RPIDIV. I ONLY
DIV. I NON-CONF.4- 14
4- 9301
2521-9
0- 1105
180123
161232
226232
2269
99
9

TOTALS

RPI 1-25

RPI 26-50

W-L RECORDS

RPI 51-100

RPI 101-150

RPI 150+

4- 14

0- 2

0- 2

OVERALL

0- 3

0- 5

4- 2

3- 3

0- 1

0- 0

HOME

0- 1

0- 1

3- 0

1- 10

0- 1

0- 2

AWAY

0- 2

0- 3

1- 2

0- 1

0- 0

0- 0

NEUTRAL

0- 0

0- 1

0- 0

4- 9

0- 1

0- 2

NON-CONFERENCE

0- 2

0- 2

4- 2

3- 0

0- 0

0- 0

HOME

0- 0

0- 0

3- 0

1- 8

0- 1

0- 2

AWAY

0- 2

0- 1

1- 2

0- 1

0- 0

0- 0

NEUTRAL

0- 0

0- 1

0- 0

0- 5

0- 1

0- 0

CONFERENCE

0- 1

0- 3

0- 0

0- 3

0- 1

0- 0

HOME

0- 1

0- 1

0- 0

0- 2

0- 0

0- 0

AWAY

0- 0

0- 2

0- 0

0- 0

0- 0

0- 0

NEUTRAL

0- 0

0- 0

0- 0

RPI 1-25

RPI 26-50

RPI 51-100

RPI 101+

Team's RPI: 232

RPI	S	Opponent	Score
7	H	UConn	67 88
18	A	South Carolina	60 88

RPI	S	Opponent	Score
30	A	Miami (FL)	61 73
43	A	DePaul	88 102

RPI	S	Opponent	Score
53	A	Villanova	68 76
88	H	Tulane	57 66
98	A	Penn	62 71

RPI	S	Opponent	Score
101	A	Cincinnati	52 72
116	A	Houston	65 78
132	A	Marist	68 74
137	H	South Fla.	53 63
146	N	Radford	50 56
152	A	Duquesne	53 54
203	A	Ole Miss	55 62
281	H	La Salle	75 47
289	A	Saint Joseph's	58 52
333	H	Iona	59 39
348	H	Delaware St.	75 61

LAST 12 Division I GAMES:

137	H	South Fla.	53 63	98	A	Penn	62 71
152	A	Duquesne	53 54	7	H	UConn	67 88
281	H	La Salle	75 47	101	A	Cincinnati	52 72
18	A	South Carolina	60 88	116	A	Houston	65 78
53	A	Villanova	68 76	88	H	Tulane	57 66
333	H	Iona	59 39	43	A	DePaul	88 102

Temple

Temple

Non-Div I Games:

Temple

Loss,
Non-Conf,
S Site,
H Home
A Away
N Neutral

Average RPI	Win:	173	WON-LOST	WINNING	LAST 10	STRENGTH OF	OPP. STRENGTH	TEAM	ADJ.	CONF.	ADJ CONF.
Average RPI	Loss:	51	RECORD	PCT. RANK	GAMES	SCHEDULE	OF SCHEDULE	RPI	RPI	RPI	RPI
DIV. I ONLY		12- 7		101	4-6	21	85	49	49	6	6
DIV. I NON-CONF.		11- 2		32	1- 0	43	103	27	27	6	6

TOTALS	RPI 1-25		RPI 26-50		W-L RECORDS	RPI 51-100		RPI 101-150		RPI 150+	
12- 7	1- 3		1- 1		OVERALL	3- 1		1- 2		6- 0	
7- 5	0- 3		0- 1		HOME	1- 1		0- 0		6- 0	
3- 2	1- 0		0- 0		AWAY	2- 0		0- 2		0- 0	
2- 0	0- 0		1- 0		NEUTRAL	0- 0		1- 0		0- 0	
11- 2	1- 2		1- 0		NON-CONFERENCE	2- 0		1- 0		6- 0	
7- 2	0- 2		0- 0		HOME	1- 0		0- 0		6- 0	
2- 0	1- 0		0- 0		AWAY	1- 0		0- 0		0- 0	
2- 0	0- 0		1- 0		NEUTRAL	0- 0		1- 0		0- 0	
1- 5	0- 1		0- 1		CONFERENCE	1- 1		0- 2		0- 0	
0- 3	0- 1		0- 1		HOME	0- 1		0- 0		0- 0	
1- 2	0- 0		0- 0		AWAY	1- 0		0- 2		0- 0	
0- 0	0- 0		0- 0		NEUTRAL	0- 0		0- 0		0- 0	

RPI 1-25				RPI 26-50				Team's RPI: 49				RPI 51-100				RPI 101+			
RPI	S	Opponent	Score	RPI	S	Opponent	Score	RPI	S	Opponent	Score	RPI	S	Opponent	Score	RPI	S	Opponent	Score
1	H	Notre Dame	62 77	37	H	Missouri	64 66	54	H	Arkansas	79 80	118	A	Georgia	62 66				
4	H	Stanford	85 95	38	N	Clemson	78 66	57	A	Auburn	78 69	122	A	Alabama	65 86				
19	H	Kentucky	71 73					68	A	Oklahoma St.	76 63	147	N	UAB	73 69				
24	A	Texas	88 82					75	H	Belmont	84 76	200	H	UNC Asheville	73 46				
												248	H	Stetson	65 55				
												258	H	ETSU	80 61				
												286	H	Murray St.	98 77				
												325	H	Presbyterian	97 49				
												345	H	Florida A&M	96 31				

LAST 12 Division I GAMES:																			
19	H	Kentucky	71 73	147	N	UAB	73 69	1	H	Notre Dame	62 77								
37	H	Missouri	64 66	54	H	Arkansas	79 80												
57	A	Auburn	78 69	122	A	Alabama	65 86												
75	H	Belmont	84 76	118	A	Georgia	62 66												
286	H	Murray St.	98 77	4	H	Stanford	85 95												
258	H	ETSU	80 61																

Non-Div I Games:

Tennessee

Average RPI Win:	324	WON-LOST	WINNING	LAST 10	STRENGTH OF	OPP. STRENGTH	TEAM	ADJ.	CONF.	ADJ CONF.
Average RPI Loss:	153	RECORD	PCT. RANK	GAMES	SCHEDULE	OF SCHEDULE	RPI	RPI	RPI	RPI
DIV. I ONLY	1- 18	348	1-9	113	217	309	309	22	22	
DIV. I NON-CONF.	0- 12	336	0- 0	107	160	310	310	20	20	

TOTALS	RPI 1-25	RPI 26-50	W-L RECORDS	RPI 51-100	RPI 101-150	RPI 150+				
1- 18	0- 1	0- 1	OVERALL	0- 3	0- 5	1- 8				
1- 4	0- 0	0- 0	HOME	0- 0	0- 3	1- 1				
0- 11	0- 1	0- 1	AWAY	0- 2	0- 1	0- 6				
0- 3	0- 0	0- 0	NEUTRAL	0- 1	0- 1	0- 1				
0- 12	0- 1	0- 1	NON-CONFERENCE	0- 2	0- 2	0- 6				
0- 1	0- 0	0- 0	HOME	0- 0	0- 1	0- 0				
0- 8	0- 1	0- 1	AWAY	0- 1	0- 0	0- 5				
0- 3	0- 0	0- 0	NEUTRAL	0- 1	0- 1	0- 1				
1- 6	0- 0	0- 0	CONFERENCE	0- 1	0- 3	1- 2				
1- 3	0- 0	0- 0	HOME	0- 0	0- 2	1- 1				
0- 3	0- 0	0- 0	AWAY	0- 1	0- 1	0- 1				
0- 0	0- 0	0- 0	NEUTRAL	0- 0	0- 0	0- 0				

RPI 1-25				RPI 26-50				RPI 51-100				RPI 101+ Team's RPI: 309			
RPI	S	Opponent	Score	RPI	S	Opponent	Score	RPI	S	Opponent	Score	RPI	S	Opponent	Score
5	A	Louisville	52 107	43	A	DePaul	73 95	54	N	Arkansas	55 79	113	A	Tennessee Tech	65 76
								75	A	Belmont	46 80	113	H	Tennessee Tech	59 69
								99	A	Troy	67 92	114	N	Pittsburgh	56 78
												136	H	South Alabama	56 78
												138	H	Morehead St.	62 85
												165	A	Vanderbilt	63 89
												175	A	Ball St.	51 90
												177	N	Wisconsin	53 58
												202	H	Jacksonville St.	52 62
												230	A	Marshall	59 80
												282	A	Alabama A&M	57 67
												307	A	Austin Peay	47 74
												324	H	Eastern Ky.	60 38
												326	A	Lipscomb	62 64
LAST 12 Division I GAMES:															
202	H	Jacksonville St.	52 62	307	A	Austin Peay	47 74								
113	H	Tennessee Tech	59 69	75	A	Belmont	46 80								
175	A	Ball St.	51 90	113	A	Tennessee Tech	65 76								
43	A	DePaul	73 95	138	H	Morehead St.	62 85								
230	A	Marshall	59 80	324	H	Eastern Ky.	60 38								
5	A	Louisville	52 107	136	H	South Alabama	56 78								

Non-Div I Games:

Tennessee St.

Average RPI Win:	241	WON-LOST	WINNING	LAST 10	STRENGTH OF	OPP. STRENGTH	TEAM	ADJ.	CONF.	ADJ CONF.
Average RPI Loss:	108	RECORD	PCT. RANK	GAMES	SCHEDULE	OF SCHEDULE	RPI	RPI	RPI	RPI
DIV. I ONLY	12- 4	43	9-1	269	219	113	113	22	22	
DIV. I NON-CONF.	6- 3	91	0- 0	250	237	116	116	20	20	

TOTALS	RPI 1-25	RPI 26-50	W-L RECORDS	RPI 51-100	RPI 101-150	RPI 150+				
12- 4	0- 0	0- 0	OVERALL	2- 2	0- 1	10- 1				
6- 0	0- 0	0- 0	HOME	1- 0	0- 0	5- 0				
6- 3	0- 0	0- 0	AWAY	1- 1	0- 1	5- 1				
0- 1	0- 0	0- 0	NEUTRAL	0- 1	0- 0	0- 0				
6- 3	0- 0	0- 0	NON-CONFERENCE	1- 2	0- 0	5- 1				
3- 0	0- 0	0- 0	HOME	1- 0	0- 0	2- 0				
3- 2	0- 0	0- 0	AWAY	0- 1	0- 0	3- 1				
0- 1	0- 0	0- 0	NEUTRAL	0- 1	0- 0	0- 0				
6- 1	0- 0	0- 0	CONFERENCE	1- 0	0- 1	5- 0				
3- 0	0- 0	0- 0	HOME	0- 0	0- 0	3- 0				
3- 1	0- 0	0- 0	AWAY	1- 0	0- 1	2- 0				
0- 0	0- 0	0- 0	NEUTRAL	0- 0	0- 0	0- 0				

RPI 1-25				RPI 26-50				RPI 51-100				RPI 101+ Team's RPI: 113			
RPI	S	Opponent	Score	RPI	S	Opponent	Score	RPI	S	Opponent	Score	RPI	S	Opponent	Score
								54	A	Arkansas	42 65	138	A	Morehead St.	56 77
								58	N	Old Domini on	73 80	181	A	Xavier	60 70
								73	H	Middle Tenn.	68 64	200	H	UNC Asheville	60 53
								75	A	Bel mont	77 72	202	A	Jacksonville St.	66 49

LAST 12 Division I GAMES:															
				75	A	Bel mont	77 72	138	A	Morehead St.	56 77				
				309	A	Tennessee St.	69 59	202	A	Jacksonville St.	66 49				
				326	A	Lipscomb	67 52	309	H	Tennessee St.	76 65				
				200	H	UNC Asheville	60 53	251	H	Eastern Ill.	99 88				
				54	A	Arkansas	42 65	213	H	SIUE	79 55				
				273	A	Wichita St.	55 45	58	N	Old Domini on	73 80				

Non-Div I Games: Tenn. Wesleyan 100 58 Cumberland (TN) 88 55

Tennessee Tech

Average RPI Win:	153	WON-LOST	WINNING	LAST 10	STRENGTH OF	OPP. STRENGTH	TEAM	ADJ.	CONF.	ADJ CONF.
Average RPI Loss:	32	RECORD	PCT. RANK	GAMES	SCHEDULE	OF SCHEDULE	RPI	RPI	RPI	RPI
DIV. I ONLY	16- 3	20	9-1	61	57	24	24	3	3	
DIV. I NON-CONF.	10- 2	37	2- 0	151	126	66	66	3	3	

TOTALS	RPI 1-25	RPI 26-50	W-L RECORDS	RPI 51-100	RPI 101-150	RPI 150+				
16- 3	1- 1	0- 2	OVERALL	6- 0	2- 0	7- 0				
9- 2	0- 1	0- 1	HOME	3- 0	1- 0	5- 0				
4- 1	1- 0	0- 1	AWAY	1- 0	0- 0	2- 0				
3- 0	0- 0	0- 0	NEUTRAL	2- 0	1- 0	0- 0				
10- 2	0- 1	0- 1	NON-CONFERENCE	2- 0	1- 0	7- 0				
5- 2	0- 1	0- 1	HOME	0- 0	0- 0	5- 0				
2- 0	0- 0	0- 0	AWAY	0- 0	0- 0	2- 0				
3- 0	0- 0	0- 0	NEUTRAL	2- 0	1- 0	0- 0				
6- 1	1- 0	0- 1	CONFERENCE	4- 0	1- 0	0- 0				
4- 0	0- 0	0- 0	HOME	3- 0	1- 0	0- 0				
2- 1	1- 0	0- 1	AWAY	1- 0	0- 0	0- 0				
0- 0	0- 0	0- 0	NEUTRAL	0- 0	0- 0	0- 0				

RPI	S	Opponent	Score
8	H	Mississippi St.	49 67
12	A	Iowa St.	64 62

RPI	S	Opponent	Score
39	A	Kansas St.	69 87
49	H	Tennessee	82 88

RPI	S	Opponent	Score
61	N	Quinnipiac	56 55
62	N	Michigan	69 52
63	H	TCU	73 67
66	H	Kansas	62 43
68	H	Oklahoma St.	60 51
97	A	West Virginia	70 58

RPI	S	Opponent	Score
130	N	Fordham	72 54
143	H	Oklahoma	73 63
152	H	Duquesne	78 41
187	A	North Texas	64 54
248	H	Stetson	65 46
253	A	UTRGV	81 66
262	H	UTSA	98 54
322	H	McNeese	96 40
329	H	Northwestern St.	104 66

LAST 12 Division I GAMES:

12	A	Iowa St.	64 62
143	H	Oklahoma	73 63
97	A	West Virginia	70 58
68	H	Oklahoma St.	60 51
329	H	Northwestern St.	104 66
253	A	UTRGV	81 66
130	N	Fordham	72 54
62	N	Michigan	69 52
66	H	Kansas	62 43
63	H	TCU	73 67
39	A	Kansas St.	69 87
248	H	Stetson	65 46

Non-Div I Games:

Texas

Average RPI Win:	144	WON-LOST	WINNING	LAST 10	STRENGTH OF	OPP. STRENGTH	TEAM	ADJ.	CONF.	ADJ CONF.
Average RPI Loss:	37	RECORD	PCT. RANK	GAMES	SCHEDULE	OF SCHEDULE	RPI	RPI	RPI	RPI
DIV. I ONLY	15- 4	33	8-2	44	69	21	21	6	6	
DIV. I NON-CONF.	11- 2	32	0- 0	64	122	23	23	6	6	

TOTALS	RPI 1-25	RPI 26-50	W-L RECORDS	RPI 51-100	RPI 101-150	RPI 150+				
15- 4	0- 2	2- 1	OVERALL	3- 1	3- 0	7- 0				
8- 2	0- 1	1- 0	HOME	1- 1	1- 0	5- 0				
5- 2	0- 1	0- 1	AWAY	2- 0	2- 0	1- 0				
2- 0	0- 0	1- 0	NEUTRAL	0- 0	0- 0	1- 0				
11- 2	0- 1	2- 0	NON-CONFERENCE	2- 1	1- 0	6- 0				
7- 1	0- 0	1- 0	HOME	1- 1	0- 0	5- 0				
2- 1	0- 1	0- 0	AWAY	1- 0	1- 0	0- 0				
2- 0	0- 0	1- 0	NEUTRAL	0- 0	0- 0	1- 0				
4- 2	0- 1	0- 1	CONFERENCE	1- 0	2- 0	1- 0				
1- 1	0- 1	0- 0	HOME	0- 0	1- 0	0- 0				
3- 1	0- 0	0- 1	AWAY	1- 0	1- 0	1- 0				
0- 0	0- 0	0- 0	NEUTRAL	0- 0	0- 0	0- 0				

RPI	S	Opponent	Score	RPI	S	Opponent	Score	RPI	S	Opponent	Score	RPI	S	Opponent	Score
9	A	Syracuse	65 75	40	N	Oregon St.	76 70	57	A	Auburn	69 67	116	A	Houston	68 52
18	H	South Carolina	57 60	44	H	Southern California	71 51	71	H	Lamar University	68 74	118	A	Georgia	76 66
				48	A	LSU	52 63	81	H	Rice	65 54	122	H	Alabama	70 43
								92	A	Little Rock	61 40	165	A	Vanderbilt	50 43
												171	H	Arkansas St.	97 56
												184	N	UC Riverside	70 63
												195	H	Jacksonville	73 53
												211	H	Prairie View	70 57
												253	H	UTRGV	84 61
												306	H	Central Ark.	84 27
LAST 12 Division I GAMES:															
18	H	South Carolina	57 60	57	A	Auburn	69 67								
253	H	UTRGV	84 61	118	A	Georgia	76 66								
211	H	Prairie View	70 57	122	H	Alabama	70 43								
44	H	Southern California	71 51	165	A	Vanderbilt	50 43								
40	N	Oregon St.	76 70	48	A	LSU	52 63								
184	N	UC Riverside	70 63	306	H	Central Ark.	84 27								

Non-Div I Games:

Texas A&M

Average RPI Win: 284		WON-LOST RECORD	WINNING PCT. RANK	LAST 10 GAMES	STRENGTH OF SCHEDULE	OPP. STRENGTH OF SCHEDULE	TEAM RPI	ADJ. RPI	CONF. RPI	ADJ. CONF. RPI
Loss: 150										
DIV. I ONLY		4- 10	281	4-6	212	320	246	246	29	29
DIV. I NON-CONF.		2- 7	288	0- 0	53	321	182	182	26	26
TOTALS		RPI 1-25	RPI 26-50	W-L RECORDS		RPI 51-100	RPI 101-150	RPI 150+		
4- 10	0- 0		0- 1	OVERALL		0- 3	0- 0	4- 6		
1- 1	0- 0		0- 0	HOME		0- 0	0- 0	1- 1		
3- 7	0- 0		0- 1	AWAY		0- 3	0- 0	3- 3		
0- 2	0- 0		0- 0	NEUTRAL		0- 0	0- 0	0- 2		
2- 7	0- 0		0- 1	NON-CONFERENCE		0- 3	0- 0	2- 3		
0- 0	0- 0		0- 0	HOME		0- 0	0- 0	0- 0		
2- 5	0- 0		0- 1	AWAY		0- 3	0- 0	2- 1		
0- 2	0- 0		0- 0	NEUTRAL		0- 0	0- 0	0- 2		
2- 3	0- 0		0- 0	CONFERENCE		0- 0	0- 0	2- 3		
1- 1	0- 0		0- 0	HOME		0- 0	0- 0	1- 1		
1- 2	0- 0		0- 0	AWAY		0- 0	0- 0	1- 2		
0- 0	0- 0		0- 0	NEUTRAL		0- 0	0- 0	0- 0		

RPI 1-25				RPI 26-50				RPI 51-100				RPI 101+				Team' s RPI : 246	
RPI	S	Opponent	Score	RPI	S	Opponent	Score	RPI	S	Opponent	Score	RPI	S	Opponent	Score		
				29	A	Michigan St.	45 91	72	A	SFA	55 74	158	A	Texas Tech	55 75		
								81	A	Ri ce	71 76	161	H	Grambl ing	67 75		
								88	A	Tul ane	56 62	172	N	Abil ene Christi an	39 81		
												185	A	Southern U.	61 63		
												204	N	Nichol ls St.	57 58		
												211	A	Prai rie Vi ew	52 44		
												253	A	UTRGV	69 55		
												334	H	Jackson St.	76 67		
												339	A	Savannah St.	65 41		
												350	A	Al corn	52 53		
LAST 12 Di vi si on I GAMES:																	
				158	A	Texas Tech	55 75	334	H	Jackson St.	76 67						
				72	A	SFA	55 74	161	H	Grambl ing	67 75						
				253	A	UTRGV	69 55	211	A	Prai rie Vi ew	52 44						
				29	A	Mi chi gan St.	45 91	185	A	Southern U.	61 63						
				339	A	Savannah St.	65 41	350	A	Al corn	52 53						
				204	N	Ni chol ls St.	57 58	172	N	Abil ene Christi an	39 81						

Non-Div I Games:	Huston-Tillotson	72	36	Paul Quinn	83	54
------------------	------------------	----	----	------------	----	----

Texas Southern

■ Loss, ■ Non-Conf, S Site, H Home A Away N Neutral

Average RPI Win:	225	WON-LOST	WINNING	LAST 10	STRENGTH OF	OPP. STRENGTH	TEAM	ADJ.	CONF.	ADJ CONF.
Average RPI Loss:	97	RECORD	PCT. RANK	GAMES	SCHEDULE	OF SCHEDULE	RPI	RPI	RPI	RPI
DIV. I ONLY	7- 10	222	5-5	102	132	156	156	14	14	
DIV. I NON-CONF.	3- 7	256	0- 1	57	176	170	170	15	15	

TOTALS	RPI 1-25	RPI 26-50	W-L RECORDS	RPI 51-100	RPI 101-150	RPI 150+				
7- 10	0- 0	0- 3	OVERALL	0- 3	0- 1	7- 3				
2- 4	0- 0	0- 0	HOME	0- 0	0- 1	2- 3				
5- 5	0- 0	0- 2	AWAY	0- 3	0- 0	5- 0				
0- 1	0- 0	0- 1	NEUTRAL	0- 0	0- 0	0- 0				
3- 7	0- 0	0- 3	NON-CONFERENCE	0- 2	0- 0	3- 2				
1- 2	0- 0	0- 0	HOME	0- 0	0- 0	1- 2				
2- 4	0- 0	0- 2	AWAY	0- 2	0- 0	2- 0				
0- 1	0- 0	0- 1	NEUTRAL	0- 0	0- 0	0- 0				
4- 3	0- 0	0- 0	CONFERENCE	0- 1	0- 1	4- 1				
1- 2	0- 0	0- 0	HOME	0- 0	0- 1	1- 1				
3- 1	0- 0	0- 0	AWAY	0- 1	0- 0	3- 0				
0- 0	0- 0	0- 0	NEUTRAL	0- 0	0- 0	0- 0				

RPI 1-25				RPI 26-50				RPI 51-100				RPI 101+				Team's RPI: 156	
RPI	S	Opponent	Score	RPI	S	Opponent	Score	RPI	S	Opponent	Score	RPI	S	Opponent	Score		
				37	A	Missouri	50 69	68	A	Oklahoma St.	55 66	102	H	Appalachian St.	49 62		
				45	N	Saint Mary's (CA)	62 89	88	A	Tulane	61 67	153	H	Montana St.	59 67		
				46	A	New Mexico	51 82	92	A	Little Rock	47 62	166	A	Georgia St.	69 60		
												166	H	Georgia St.	34 57		
												168	H	Oral Roberts	64 81		
												171	A	Arkansas St.	85 62		
												204	H	Nicholls St.	72 67		
												215	H	Coastal Caro.	73 58		
												262	A	UTSA	68 60		
												274	A	A&M-Corpus Christi	60 53		
												284	A	Ga. Southern	64 52		
LAST 12 Division I GAMES:																	
				92	A	Little Rock	47 62	88	A	Tulane	61 67						
				102	H	Appalachian St.	49 62	153	H	Montana St.	59 67						
				215	H	Coastal Caro.	73 58	204	H	Nicholls St.	72 67						
				166	A	Georgia St.	69 60	166	H	Georgia St.	34 57						
				284	A	Ga. Southern	64 52	171	A	Arkansas St.	85 62						
				45	N	Saint Mary's (CA)	62 89	37	A	Missouri	50 69						

Non-Div I Games: UNKNOWN 92 39 Tex. A&M Int'l 89 25

Texas St.

Average RPI	Win: 210	WON-LOST	WINNING	LAST 10	STRENGTH OF	OPP. STRENGTH	TEAM	ADJ.	CONF.	ADJ CONF.
Average RPI	Loss: 94	RECORD	PCT. RANK	GAMES	SCHEDULE	OF SCHEDULE	RPI	RPI	RPI	RPI
DIV. I ONLY	10- 8	143	4-6	125	122	158	158	3	3	
DIV. I NON-CONF.	9- 2	43	0- 0	273	286	141	141	3	3	

TOTALS	RPI 1-25	RPI 26-50	W-L RECORDS	RPI 51-100	RPI 101-150	RPI 150+				
10- 8	0- 1	0- 1	OVERALL	2- 3	0- 2	8- 1				
9- 3	0- 1	0- 1	HOME	2- 0	0- 1	7- 0				
1- 5	0- 0	0- 0	AWAY	0- 3	0- 1	1- 1				
0- 0	0- 0	0- 0	NEUTRAL	0- 0	0- 0	0- 0				
9- 2	0- 0	0- 0	NON-CONFERENCE	1- 0	0- 1	8- 1				
8- 1	0- 0	0- 0	HOME	1- 0	0- 1	7- 0				
1- 1	0- 0	0- 0	AWAY	0- 0	0- 0	1- 1				
0- 0	0- 0	0- 0	NEUTRAL	0- 0	0- 0	0- 0				
1- 6	0- 1	0- 1	CONFERENCE	1- 3	0- 1	0- 0				
1- 2	0- 1	0- 1	HOME	1- 0	0- 0	0- 0				
0- 4	0- 0	0- 0	AWAY	0- 3	0- 1	0- 0				
0- 0	0- 0	0- 0	NEUTRAL	0- 0	0- 0	0- 0				

RPI 1-25				RPI 26-50				RPI 51-100				RPI 101+				Team's RPI: 158
RPI	S	Opponent	Score	RPI	S	Opponent	Score	RPI	S	Opponent	Score	RPI	S	Opponent	Score	
2	H	Bayl or	56 73	39	H	Kansas St.	62 66	63	A	TCU	70 78	127	H	Idaho	77 88	
								66	H	Kansas	69 66	143	A	Okl ahoma	61 66	
								68	A	Okl ahoma St.	57 65	172	H	Abil ene Christian	105 54	
								72	H	SFA	77 69	185	H	Southern U.	76 58	
								97	A	West Vi rgi ni a	65 68	202	H	Jacksonville St.	71 58	
												214	A	Fl ori da	67 72	
												237	A	Nevada	86 67	
												246	H	Texas Southern	75 55	
												274	H	A&M-Corpus Christi	78 61	
												314	H	La. -Monroe	86 42	
												331	H	Houston Baptist	82 76	
LAST 12 Division I GAMES:																
2	H	Bayl or	56 73	97	A	West Vi rgi ni a	65 68									
143	A	Okl ahoma	61 66	39	H	Kansas St.	62 66									
172	H	Abil ene Christian	105 54	63	A	TCU	70 78									
246	H	Texas Southern	75 55	68	A	Okl ahoma St.	57 65									
185	H	Southern U.	76 58	66	H	Kansas	69 66									
237	A	Nevada	86 67	214	A	Fl ori da	67 72									

Non-Div I Games:

Texas Tech

T
o
l
e
d
o

Toledo				Through Games Of Jan. 24, 2019							
Average RPI Win:	214	WON-LOST	WINNING	LAST 10	STRENGTH OF	OPP. STRENGTH	TEAM	ADJ.	CONF.	ADJ	CONF.
Average RPI Loss:	70	RECORD	PCT. RANK	GAMES	SCHEDULE	OF SCHEDULE	RPI	RPI	RPI	RPI	RPI
DIV. I ONLY		12- 5	68	7-3	148	137	77	77	8	8	
DIV. I NON-CONF.		8- 3	72	0- 0	169	166	73	73	8	8	

TOTALS	RPI 1-25		RPI 26-50		W-L RECORDS		RPI 51-100		RPI 101-150		RPI 150+
12- 5	1- 1		0- 0		OVERALL		1- 3		0- 1		10- 0
6- 2	1- 1		0- 0		HOME		0- 1		0- 0		5- 0
6- 3	0- 0		0- 0		AWAY		1- 2		0- 1		5- 0
0- 0	0- 0		0- 0		NEUTRAL		0- 0		0- 0		0- 0
8- 3	0- 1		0- 0		NON-CONFERENCE		1- 1		0- 1		7- 0
4- 1	0- 1		0- 0		HOME		0- 0		0- 0		4- 0
4- 2	0- 0		0- 0		AWAY		1- 1		0- 1		3- 0
0- 0	0- 0		0- 0		NEUTRAL		0- 0		0- 0		0- 0
4- 2	1- 0		0- 0		CONFERENCE		0- 2		0- 0		3- 0
2- 1	1- 0		0- 0		HOME		0- 1		0- 0		1- 0
2- 1	0- 0		0- 0		AWAY		0- 1		0- 0		2- 0
0- 0	0- 0		0- 0		NEUTRAL		0- 0		0- 0		0- 0

RPI 1-25				RPI 26-50				RPI 51-100 Team's RPI: 77				RPI 101+			
RPI	S	Opponent	Score	RPI	S	Opponent	Score	RPI	S	Opponent	Score	RPI	S	Opponent	Score
1	H	Notre Dame	56 72					59	A	Maine	59 73	110	A	Dayton	49 70
22	H	Central Mich.	62 59					75	A	Belmont	78 69	152	H	Duquesne	65 52
								89	H	Kent St.	47 58	167	H	Stony Brook	80 48
								91	A	Miami (OH)	64 65	175	H	Ball St.	65 58
												225	A	Memphis	58 48
												235	A	Bowling Green	79 65
												263	A	Cleveland St.	65 60
												290	A	Western Mich.	80 57
												305	A	Valparaiso	65 59
												330	H	Detroit Mercy	77 60
												333	H	Iona	84 38

LAST 12 Division I GAMES:															
175	H	Ball St.	65 58	22	H	Central Mich.	62 59	235	A	Bowling Green	79 65				
330	H	Detroit Mercy	77 60					290	A	Western Mich.	80 57				
167	H	Stony Brook	80 48					89	H	Kent St.	47 58				
1	H	Notre Dame	56 72					91	A	Miami (OH)	64 65				
263	A	Cleveland St.	65 60					75	A	Belmont	78 69				
225	A	Memphis	58 48												

T
o
l
e
d
o

Non-Div I Games:

Toledo

T
o
w
s
o
n

Towson				Through Games Of Jan. 24, 2019							
Average RPI	Win:	229	WON-LOST	WINNING	LAST 10	STRENGTH OF	OPP. STRENGTH	TEAM	ADJ.	CONF.	ADJ CONF.
Average RPI	Loss:	129	RECORD	PCT. RANK	GAMES	SCHEDULE	OF SCHEDULE	RPI	RPI	RPI	RPI
DIV. I ONLY			11- 6	92	8-2	231	165	103	103	10	10
DIV. I NON-CONF.			6- 5	143	0- 0	274	174	161	161	13	13

TOTALS		RPI 1-25	RPI 26-50		W-L RECORDS		RPI 51-100	RPI 101-150		RPI 150+	
11- 6	0- 1	0- 0		OVERALL		1- 1	1- 2		9- 2		
5- 0	0- 0	0- 0		HOME		1- 0	0- 0		4- 0		
6- 6	0- 1	0- 0		AWAY		0- 1	1- 2		5- 2		
0- 0	0- 0	0- 0		NEUTRAL		0- 0	0- 0		0- 0		
6- 5	0- 1	0- 0		NON-CONFERENCE		0- 1	0- 1		6- 2		
3- 0	0- 0	0- 0		HOME		0- 0	0- 0		3- 0		
3- 5	0- 1	0- 0		AWAY		0- 1	0- 1		3- 2		
0- 0	0- 0	0- 0		NEUTRAL		0- 0	0- 0		0- 0		
5- 1	0- 0	0- 0		CONFERENCE		1- 0	1- 1		3- 0		
2- 0	0- 0	0- 0		HOME		1- 0	0- 0		1- 0		
3- 1	0- 0	0- 0		AWAY		0- 0	1- 1		2- 0		
0- 0	0- 0	0- 0		NEUTRAL		0- 0	0- 0		0- 0		

RPI 1-25				RPI 26-50				RPI 51-100				RPI 101+ Team's RPI: 103			
RPI	S	Opponent	Score	RPI	S	Opponent	Score	RPI	S	Opponent	Score	RPI	S	Opponent	Score
9	A	Syracuse	55 98					51	H	Northeastern	88 83	117	A	UNCW	73 77
								97	A	West Virginia	43 90	120	A	Drexel	55 54
												121	A	Wake Forest	53 60
												182	H	Massachusetts	78 53
												189	A	George Washington	63 76
												192	A	Delaware	56 48
												230	A	Marshall	76 69
												241	A	Mt. St. Mary's	78 87
												264	H	Hofstra	92 68
												281	H	La Salle	92 68
												289	A	Saint Joseph's	73 52
												292	A	Col. of Charleston	77 61
												295	H	Loyola Maryland	62 57
												321	A	UMBC	71 62

LAST 12 Division I GAMES:															
120	A	Drexel	55 54	117	A	UNCW	73 77								
230	A	Marshall	76 69	292	A	Col. of Charleston	77 61								
97	A	West Virginia	43 90	264	H	Hofstra	92 68								
289	A	Saint Joseph's	73 52	51	H	Northeastern	88 83								
295	H	Loyola Maryland	62 57	192	A	Delaware	56 48								
9	A	Syracuse	55 98	189	A	George Washington	63 76								

T
o
w
s
o
n

Non-Div I Games:

Towson

Average RPI Win:	223	WON-LOST	WINNING	LAST 10	STRENGTH OF	OPP. STRENGTH	TEAM	ADJ.	CONF.	ADJ CONF.
Average RPI Loss:	88	RECORD	PCT. RANK	GAMES	SCHEDULE	OF SCHEDULE	RPI	RPI	RPI	RPI
DIV. I ONLY	14- 3	28	9-1	284	144	99	99	14	14	
DIV. I NON-CONF.	8- 2	52	0- 0	308	158	130	130	15	15	

TOTALS	RPI 1-25	RPI 26-50	W-L RECORDS	RPI 51-100	RPI 101-150	RPI 150+				
14- 3	0- 1	0- 0	OVERALL	1- 1	1- 0	12- 1				
6- 1	0- 0	0- 0	HOME	1- 1	0- 0	5- 0				
6- 2	0- 1	0- 0	AWAY	0- 0	1- 0	5- 1				
2- 0	0- 0	0- 0	NEUTRAL	0- 0	0- 0	2- 0				
8- 2	0- 1	0- 0	NON-CONFERENCE	0- 1	0- 0	8- 0				
3- 1	0- 0	0- 0	HOME	0- 1	0- 0	3- 0				
3- 1	0- 1	0- 0	AWAY	0- 0	0- 0	3- 0				
2- 0	0- 0	0- 0	NEUTRAL	0- 0	0- 0	2- 0				
6- 1	0- 0	0- 0	CONFERENCE	1- 0	1- 0	4- 1				
3- 0	0- 0	0- 0	HOME	1- 0	0- 0	2- 0				
3- 1	0- 0	0- 0	AWAY	0- 0	1- 0	2- 1				
0- 0	0- 0	0- 0	NEUTRAL	0- 0	0- 0	0- 0				

RPI 1-25				RPI 26-50				RPI 51-100				RPI 101+			
RPI	S	Opponent	Score	RPI	S	Opponent	Score	RPI	S	Opponent	Score	RPI	S	Opponent	Score
25	A	Florida St.	67 103					73	H	Middle Tenn.	64 67	102	A	Appalachian St.	83 72
								92	H	Little Rock	71 66	166	A	Georgia St.	80 84
												171	H	Arkansas St.	87 79
												202	A	Jacksonville St.	89 63
												203	A	Ole Miss	71 54
												215	A	Coastal Caro.	82 81
												222	H	Samford	72 52
												227	H	Alabama St.	116 46
												229	N	Sam Houston St.	84 79
												258	A	ETSU	84 66
												284	A	Ga. Southern	97 81
												293	N	Mississippi Val.	75 54
												309	H	Tennessee St.	92 67
												314	H	La.-Monroe	78 56

LAST 12 Division I GAMES:															
102	A	Appalachian St.	83 72	314	H	La.-Monroe	78 56								
215	A	Coastal Caro.	82 81	166	A	Georgia St.	80 84								
202	A	Jacksonville St.	89 63	284	A	Ga. Southern	97 81								
203	A	Ole Miss	71 54	171	H	Arkansas St.	87 79								
73	H	Middle Tenn.	64 67	92	H	Little Rock	71 66								
227	H	Alabama St.	116 46	293	N	Mississippi Val.	75 54								

Non-Div I Games: Talladega 91 70

Troy

T
u
l
a
n
e

T
u
l
a
n
e

Tulane

T
u
l
s
a

Tul sa				Through Games Of Jan. 24, 2019							
Average RPI	Win:	210	WON-LOST	WINNING	LAST 10	STRENGTH OF	OPP. STRENGTH	TEAM	ADJ.	CONF.	ADJ CONF.
Average RPI	Loss:	77	RECORD	PCT. RANK	GAMES	SCHEDULE	OF SCHEDULE	RPI	RPI	RPI	RPI
DIV. I ONLY		9- 9	163	4-6	77	103	129	129	9	9	
DIV. I NON-CONF.		6- 7	172	0- 1	101	57	150	150	9	9	

TOTALS		RPI 1-25		RPI 26-50		W-L RECORDS		RPI 51-100	RPI 101-150		RPI 150+
9- 9		0- 2		0- 0		OVERALL		0- 4	1- 2		8- 1
6- 3		0- 0		0- 0		HOME		0- 2	0- 1		6- 0
2- 6		0- 2		0- 0		AWAY		0- 2	0- 1		2- 1
1- 0		0- 0		0- 0		NEUTRAL		0- 0	1- 0		0- 0
6- 7		0- 1		0- 0		NON-CONFERENCE		0- 4	1- 1		5- 1
4- 2		0- 0		0- 0		HOME		0- 2	0- 0		4- 0
1- 5		0- 1		0- 0		AWAY		0- 2	0- 1		1- 1
1- 0		0- 0		0- 0		NEUTRAL		0- 0	1- 0		0- 0
3- 2		0- 1		0- 0		CONFERENCE		0- 0	0- 1		3- 0
2- 1		0- 0		0- 0		HOME		0- 0	0- 1		2- 0
1- 1		0- 1		0- 0		AWAY		0- 0	0- 0		1- 0
0- 0		0- 0		0- 0		NEUTRAL		0- 0	0- 0		0- 0

RPI 1-25				RPI 26-50				RPI 51-100				RPI 101+ Team's RPI: 129			
RPI	S	Opponent	Score	RPI	S	Opponent	Score	RPI	S	Opponent	Score	RPI	S	Opponent	Score
11	A	Ari zona St.	52 70					54	H	Arkansas	59 61	101	H	Ci nci nnati	50 70
17	A	UCF	44 60					72	A	SFA	34 76	104	A	Ameri can	52 68
								75	A	Bel mont	53 78	122	N	Al abama	80 73
								92	H	Little Rock	53 63	168	A	Oral Roberts	76 68
												171	A	Arkansas St.	60 73
												172	H	Abi lene Christian	75 63
												199	H	Saint Louis	86 75
												217	A	East Carol ina	75 55
												225	H	Memphi s	46 39
												248	H	Stetson	55 54
												266	H	UTEP	66 45
												273	H	Wi chi ta St.	63 49

LAST 12 Di vi si on I GAMES:															
273	H	Wi chi ta St.	63 49	11	A	Ari zona St.	52 70								
266	H	UTEP	66 45	101	H	Ci nci nnati	50 70								
54	H	Arkansas	59 61	17	A	UCF	44 60								
92	H	Little Rock	53 63	217	A	East Carol ina	75 55								
171	A	Arkansas St.	60 73	225	H	Memphi s	46 39								
122	N	Al abama	80 73	172	H	Abi lene Christian	75 63								

Non-Di v I Games:

Tul sa

T
u
l
s
a

Average RPI	Win:	242	WON-LOST	WINNING	LAST 10	STRENGTH OF	OPP. STRENGTH	TEAM	ADJ.	CONF.	ADJ CONF.
Average RPI	Loss:	97	RECORD	PCT. RANK	GAMES	SCHEDULE	OF SCHEDULE	RPI	RPI	RPI	RPI
DIV. I ONLY		17- 2		12	9-1	348	129	147	147	15	15
DIV. I NON-CONF.		11- 1		13	0- 1	339	195	114	114	18	18

TOTALS	RPI 1-25		RPI 26-50		W-L RECORDS	RPI 51-100		RPI 101-150		RPI 150+	
17- 2	0- 0		0- 1		OVERALL	1- 0		2- 1		14- 0	
7- 1	0- 0		0- 0		HOME	0- 0		1- 1		6- 0	
8- 0	0- 0		0- 0		AWAY	1- 0		0- 0		7- 0	
2- 1	0- 0		0- 1		NEUTRAL	0- 0		1- 0		1- 0	
11- 1	0- 0		0- 1		NON-CONFERENCE	1- 0		2- 0		8- 0	
5- 0	0- 0		0- 0		HOME	0- 0		1- 0		4- 0	
4- 0	0- 0		0- 0		AWAY	1- 0		0- 0		3- 0	
2- 1	0- 0		0- 1		NEUTRAL	0- 0		1- 0		1- 0	
6- 1	0- 0		0- 0		CONFERENCE	0- 0		0- 1		6- 0	
2- 1	0- 0		0- 0		HOME	0- 0		0- 1		2- 0	
4- 0	0- 0		0- 0		AWAY	0- 0		0- 0		4- 0	
0- 0	0- 0		0- 0		NEUTRAL	0- 0		0- 0		0- 0	

RPI	S	Opponent	Score	RPI	S	Opponent	Score	RPI	S	Opponent	Score	RPI	S	Opponent	Score	Team's RPI: 147
49	N	Tennessee	69 73	95	A	FGCU	62 60	102	H	Appalachian St.	80 61	143	N	Oklahoma	89 84	
								144	H	Louisiana Tech	68 73	187	H	North Texas	70 60	
								191	H	Southern Miss.	71 60	222	A	Samford	66 41	
								225	H	Memphis	85 54	227	A	Alabama St.	62 47	
								262	A	UTSA	59 42	266	A	UTEP	74 48	
								282	H	Alabama A&M	82 47	283	A	Fla. Atlantic	89 64	
								302	N	Coppin St.	86 61	308	A	FIU	83 59	
								322	H	McNeese	91 48	344	A	Chicago St.	90 45	
								350	H	Alcorn	80 53					

LAST 12 Division I GAMES:																
144	H	Louisiana Tech	68 73	49	N	Tennessee	69 73	187	H	North Texas	70 60					
308	A	FIU	83 59	262	A	UTSA	59 42	266	A	UTEP	74 48					
283	A	Fla. Atlantic	89 64	191	H	Southern Miss.	71 60	322	H	McNeese	91 48					
95	A	FGCU	62 60													
302	N	Coppin St.	86 61													
227	A	Alabama St.	62 47													

Non-Div I Games: Ala.-Huntsville 83 58

UAB

UC Davis

UC Davis

Through Games Of Jan. 24, 2019																				
Average RPI Win: 193		WON-LOST RECORD		WINNING PCT. RANK		LAST 10 GAMES		STRENGTH OF SCHEDULE		OPP. STRENGTH OF SCHEDULE		TEAM RPI		ADJ. RPI		CONF. RPI		ADJ CONF. RPI		
Average RPI Loss: 124																				
DIV. I ONLY		11- 6		92		9-1		166		125		84		84		21		21		
DIV. I NON-CONF.		7- 5		132		0- 1		186		53		105		105		21		21		
TOTALS		RPI 1-25		RPI 26-50		W-L RECORDS		RPI 51-100		RPI 101-150		RPI 150+								
11- 6		0- 1		1- 0		OVERALL		1- 1		1- 2		8- 2								
5- 1		0- 0		1- 0		HOME		0- 1		1- 0		3- 0								
5- 5		0- 1		0- 0		AWAY		1- 0		0- 2		4- 2								
1- 0		0- 0		0- 0		NEUTRAL		0- 0		0- 0		1- 0								
7- 5		0- 1		1- 0		NON-CONFERENCE		1- 1		0- 2		5- 1								
3- 1		0- 0		1- 0		HOME		0- 1		0- 0		2- 0								
3- 4		0- 1		0- 0		AWAY		1- 0		0- 2		2- 1								
1- 0		0- 0		0- 0		NEUTRAL		0- 0		0- 0		1- 0								
4- 1		0- 0		0- 0		CONFERENCE		0- 0		1- 0		3- 1								
2- 0		0- 0		0- 0		HOME		0- 0		1- 0		1- 0								
2- 1		0- 0		0- 0		AWAY		0- 0		0- 0		2- 1								
0- 0		0- 0		0- 0		NEUTRAL		0- 0		0- 0		0- 0								
Team's RPI: 84																				
RPI S Opponent Score		RPI S Opponent Score		RPI S Opponent Score		RPI S Opponent Score		RPI S Opponent Score		RPI S Opponent Score		RPI S Opponent Score		RPI S Opponent Score		RPI S Opponent Score		RPI S Opponent Score		
4 A Stanford 43 71		45 H Saint Mary's (CA) 76 74		76 H Pacific 80 83		93 A Washington St. 75 62		115 A Loyola Marymount 53 60		140 A Portland St. 50 65		149 H UC Irvine 80 57		151 A Montana 56 62		159 A CSUN 60 49		184 A UC Riverside 67 59		
												205 H Cal St. Fullerton 75 51		220 H Southern Utah 68 45		236 A San Francisco 70 68		237 N Nevada 84 68		
												252 A Sacramento St. 109 60		256 A Hawaii 60 65		338 H Seattle U 76 59				

UC Davis

Non-Div I Games: Domini can (CA) 92 42

UC Davis

UC Irvine				Through Games Of Jan. 24, 2019							
Average RPI	Win:	241	WON-LOST	WINNING	LAST 10	STRENGTH OF	OPP. STRENGTH	TEAM	ADJ.	CONF.	ADJ CONF.
Average RPI	Loss:	120	RECORD	PCT. RANK	GAMES	SCHEDULE	OF SCHEDULE	RPI	RPI	RPI	RPI
DIV. I ONLY			11- 4	53	6-4	311	187	149	149	21	21
DIV. I NON-CONF.			9- 2	43	0- 0	315	190	139	139	21	21

TOTALS		RPI 1-25	RPI 26-50		W-L RECORDS		RPI 51-100	RPI 101-150		RPI 150+	
11- 4		0- 1	0- 0		OVERALL		0- 1	2- 0		9- 2	
5- 1		0- 0	0- 0		HOME		0- 0	0- 0		5- 1	
4- 3		0- 1	0- 0		AWAY		0- 1	2- 0		2- 1	
2- 0		0- 0	0- 0		NEUTRAL		0- 0	0- 0		2- 0	
9- 2		0- 1	0- 0		NON-CONFERENCE		0- 0	2- 0		7- 1	
4- 1		0- 0	0- 0		HOME		0- 0	0- 0		4- 1	
3- 1		0- 1	0- 0		AWAY		0- 0	2- 0		1- 0	
2- 0		0- 0	0- 0		NEUTRAL		0- 0	0- 0		2- 0	
2- 2		0- 0	0- 0		CONFERENCE		0- 1	0- 0		2- 1	
1- 0		0- 0	0- 0		HOME		0- 0	0- 0		1- 0	
1- 2		0- 0	0- 0		AWAY		0- 1	0- 0		1- 1	
0- 0		0- 0	0- 0		NEUTRAL		0- 0	0- 0		0- 0	

RPI 1-25				RPI 26-50				RPI 51-100				RPI 101+ Team's RPI: 149			
RPI	S	Opponent	Score	RPI	S	Opponent	Score	RPI	S	Opponent	Score	RPI	S	Opponent	Score
3	A	Oregon	69 115					84	A	UC Davis	57 80	140	A	Portland St.	73 68
												145	A	Portland	84 69
												155	N	Indiana St.	77 61
												159	H	CSUN	65 61
												184	A	UC Riverside	72 88
												208	H	San Diego St.	70 78
												216	H	UNLV	57 55
												220	H	Southern Utah	75 58
												285	H	CSU Bakersfield	85 78
												319	A	San Jose St.	74 66
												323	A	Cal Poly	75 59
												338	H	Seattle U	65 60
												351	N	LIU Brooklyn	84 71

LAST 12 Division I GAMES:															
3	A	Oregon	69 115	84	A	UC Davis	57 80								
140	A	Portland St.	73 68	184	A	UC Riverside	72 88								
145	A	Portland	84 69	159	H	CSUN	65 61								
208	H	San Diego St.	70 78	323	A	Cal Poly	75 59								
319	A	San Jose St.	74 66	338	H	Seattle U	65 60								
285	H	CSU Bakersfield	85 78	155	N	Indiana St.	77 61								

Non-Div I Games: LIFE Pacific 105 31

Average RPI Win:	225	WON-LOST	WINNING	LAST 10	STRENGTH OF	OPP. STRENGTH	TEAM	ADJ.	CONF.	ADJ CONF.
Average RPI Loss:	125	RECORD	PCT. RANK	GAMES	SCHEDULE	OF SCHEDULE	RPI	RPI	RPI	RPI
DIV. I ONLY	8- 11	218	6-4	162	142	184	184	21	21	
DIV. I NON-CONF.	6- 8	199	1- 0	145	111	167	167	21	21	

TOTALS	RPI 1-25	RPI 26-50	W-L RECORDS	RPI 51-100	RPI 101-150	RPI 150+				
8- 11	0- 3	0- 1	OVERALL	0- 2	1- 0	7- 5				
4- 2	0- 0	0- 0	HOME	0- 1	1- 0	3- 1				
3- 6	0- 1	0- 1	AWAY	0- 1	0- 0	3- 3				
1- 3	0- 2	0- 0	NEUTRAL	0- 0	0- 0	1- 1				
6- 8	0- 3	0- 1	NON-CONFERENCE	0- 1	0- 0	6- 3				
3- 0	0- 0	0- 0	HOME	0- 0	0- 0	3- 0				
2- 5	0- 1	0- 1	AWAY	0- 1	0- 0	2- 2				
1- 3	0- 2	0- 0	NEUTRAL	0- 0	0- 0	1- 1				
2- 3	0- 0	0- 0	CONFERENCE	0- 1	1- 0	1- 2				
1- 2	0- 0	0- 0	HOME	0- 1	1- 0	0- 1				
1- 1	0- 0	0- 0	AWAY	0- 0	0- 0	1- 1				
0- 0	0- 0	0- 0	NEUTRAL	0- 0	0- 0	0- 0				

RPI 1-25				RPI 26-50				RPI 51-100				RPI 101+				Team's RPI: 184
RPI	S	Opponent	Score	RPI	S	Opponent	Score	RPI	S	Opponent	Score	RPI	S	Opponent	Score	
3	N	Oregon	44 94	44	A	Southern California	55 73	68	A	Oklahoma St.	51 76	149	H	UC Irvine	88 72	
20	A	BYU	70 72					84	H	UC Davis	59 67	159	A	CSUN	56 69	
21	N	Texas A&M	63 70									174	N	Eastern Wash.	57 45	
												180	H	New Mexico St.	65 64	
												193	N	Milwaukee	54 56	
												215	H	Coastal Caro.	62 43	
												220	H	Southern Utah	56 50	
												239	A	Utah Valley	53 56	
												268	A	Long Beach St.	73 59	
												268	H	Long Beach St.	45 63	
												271	A	California Baptist	57 65	
												285	A	CSU Bakersfield	79 67	
												311	A	Weber St.	71 39	

LAST 12 Division I GAMES:																
84	H	UC Davis	59 67	220	H	Southern Utah	56 50									
285	A	CSU Bakersfield	79 67	268	A	Long Beach St.	73 59									
180	H	New Mexico St.	65 64	159	A	CSUN	56 69									
239	A	Utah Valley	53 56	149	H	UC Irvine	88 72									
311	A	Weber St.	71 39	268	H	Long Beach St.	45 63									
174	N	Eastern Wash.	57 45	21	N	Texas A&M	63 70									

Non-Div I Games:

UC Riverside

Average RPI Win:	260	WON-LOST	WINNING	LAST 10	STRENGTH OF	OPP. STRENGTH	TEAM	ADJ.	CONF.	ADJ CONF.
Average RPI Loss:	169	RECORD	PCT. RANK	GAMES	SCHEDULE	OF SCHEDULE	RPI	RPI	RPI	RPI
DIV. I ONLY	4- 13	296	3-7	251	216	300	300	21	21	
DIV. I NON-CONF.	3- 10	278	1- 0	224	193	288	288	21	21	

TOTALS	RPI 1-25	RPI 26-50	W-L RECORDS	RPI 51-100	RPI 101-150	RPI 150+				
4- 13	0- 0	0- 3	OVERALL	0- 1	0- 1	4- 8				
2- 6	0- 0	0- 1	HOME	0- 0	0- 1	2- 4				
1- 7	0- 0	0- 2	AWAY	0- 1	0- 0	1- 4				
1- 0	0- 0	0- 0	NEUTRAL	0- 0	0- 0	1- 0				
3- 10	0- 0	0- 3	NON-CONFERENCE	0- 1	0- 1	3- 5				
1- 5	0- 0	0- 1	HOME	0- 0	0- 1	1- 3				
1- 5	0- 0	0- 2	AWAY	0- 1	0- 0	1- 2				
1- 0	0- 0	0- 0	NEUTRAL	0- 0	0- 0	1- 0				
1- 3	0- 0	0- 0	CONFERENCE	0- 0	0- 0	1- 3				
1- 1	0- 0	0- 0	HOME	0- 0	0- 0	1- 1				
0- 2	0- 0	0- 0	AWAY	0- 0	0- 0	0- 2				
0- 0	0- 0	0- 0	NEUTRAL	0- 0	0- 0	0- 0				

RPI	S	Opponent	Score	RPI	S	Opponent	Score	RPI	S	Opponent	Score	RPI	S	Opponent	Score
33	A	California	45 69	44	A	Southern California	39 82	45	H	Saint Mary's (CA)	55 80	76	A	Pacific	53 69
115	H	Loyola Marymount	57 70	159	A	CSUN	65 73	180	H	New Mexico St.	73 81	205	H	Cal St. Fullerton	52 59
208	A	San Diego St.	63 58	216	A	UNLV	51 69	228	N	Dartmouth	62 56	239	A	Utah Valley	54 63
268	H	Long Beach St.	60 54	271	H	California Baptist	64 76	285	H	CSU Bakersfield	48 56	323	A	Cal Poly	67 75
337	H	Grand Canyon	66 55												
LAST 12 Division I GAMES:															
180	H	New Mexico St.	73 81	228	N	Dartmouth	62 56	205	H	Cal St. Fullerton	52 59	268	H	Long Beach St.	60 54
208	A	San Diego St.	63 58	323	A	Cal Poly	67 75	159	A	CSUN	65 73	45	H	Saint Mary's (CA)	55 80
271	H	California Baptist	64 76												
33	A	California	45 69												
76	A	Pacific	53 69												
337	H	Grand Canyon	66 55												

Non-Div I Games:

UC Santa Barbara

Average RPI Win:	163	WON-LOST	WINNING	LAST 10	STRENGTH OF	OPP. STRENGTH	TEAM	ADJ.	CONF.	ADJ CONF.
Average RPI Loss:	16	RECORD	PCT. RANK	GAMES	SCHEDULE	OF SCHEDULE	RPI	RPI	RPI	RPI
DIV. I ONLY	17- 2	12	9-1	104	55	17	17	9	9	
DIV. I NON-CONF.	11- 2	32	0- 0	115	20	21	21	9	9	

TOTALS	RPI 1-25	RPI 26-50	W-L RECORDS	RPI 51-100	RPI 101-150	RPI 150+				
17- 2	0- 2	0- 0	OVERALL	3- 0	5- 0	9- 0				
7- 0	0- 0	0- 0	HOME	2- 0	3- 0	2- 0				
9- 1	0- 1	0- 0	AWAY	1- 0	2- 0	6- 0				
1- 1	0- 1	0- 0	NEUTRAL	0- 0	0- 0	1- 0				
11- 2	0- 2	0- 0	NON-CONFERENCE	3- 0	2- 0	6- 0				
4- 0	0- 0	0- 0	HOME	2- 0	1- 0	1- 0				
6- 1	0- 1	0- 0	AWAY	1- 0	1- 0	4- 0				
1- 1	0- 1	0- 0	NEUTRAL	0- 0	0- 0	1- 0				
6- 0	0- 0	0- 0	CONFERENCE	0- 0	3- 0	3- 0				
3- 0	0- 0	0- 0	HOME	0- 0	2- 0	1- 0				
3- 0	0- 0	0- 0	AWAY	0- 0	1- 0	2- 0				
0- 0	0- 0	0- 0	NEUTRAL	0- 0	0- 0	0- 0				

RPI	S	Opponent	Score	RPI	S	Opponent	Score	RPI	S	Opponent	Score	RPI	S	Opponent	Score
9	N	Syracuse	52 57					53	H	Villanova	71 56	101	H	Cincinnati	56 55
22	A	Central Mich.	68 75					61	A	Quinnipiac	47 45	114	A	Pittsburgh	61 58
								76	H	Pacific	64 57	129	H	Tulsa	60 44
												133	H	Chattanooga	75 37
												137	A	South Fla.	62 49
												152	A	Duquesne	71 63
												173	A	Mercer	76 42
												192	A	Delaware	71 60
												209	H	SMU	55 43
												217	A	East Carolina	61 58
												225	A	Memphis	68 55
												248	A	Stetson	78 55
												267	N	Liberty	53 45
												278	H	Richmond	70 48
LAST 12 Division I GAMES:															
225	A	Memphis	68 55	217	A	East Carolina	61 58								
61	A	Quinnipiac	47 45	209	H	SMU	55 43								
9	N	Syracuse	52 57	129	H	Tulsa	60 44								
267	N	Liberty	53 45	101	H	Cincinnati	56 55								
76	H	Pacific	64 57	137	A	South Fla.	62 49								
152	A	Duquesne	71 63	192	A	Delaware	71 60								

Non-Div I Games:

UCF

Average RPI Win:	132	WON-LOST	WINNING	LAST 10	STRENGTH OF	OPP. STRENGTH	TEAM	ADJ.	CONF.	ADJ CONF.
Average RPI Loss:	48	RECORD	PCT. RANK	GAMES	SCHEDULE	OF SCHEDULE	RPI	RPI	RPI	RPI
DIV. I ONLY	9- 9	163	6-4	5	58	50	50	2	2	
DIV. I NON-CONF.	7- 5	132	0- 0	28	137	79	79	2	2	

TOTALS	RPI 1-25	RPI 26-50	W-L RECORDS	RPI 51-100	RPI 101-150	RPI 150+				
9- 9	0- 3	2- 4	OVERALL	3- 0	2- 2	2- 0				
6- 4	0- 1	0- 3	HOME	3- 0	2- 0	1- 0				
3- 2	0- 1	2- 0	AWAY	0- 0	0- 1	1- 0				
0- 3	0- 1	0- 1	NEUTRAL	0- 0	0- 1	0- 0				
7- 5	0- 1	0- 2	NON-CONFERENCE	3- 0	2- 2	2- 0				
6- 1	0- 0	0- 1	HOME	3- 0	2- 0	1- 0				
1- 1	0- 0	0- 0	AWAY	0- 0	0- 1	1- 0				
0- 3	0- 1	0- 1	NEUTRAL	0- 0	0- 1	0- 0				
2- 4	0- 2	2- 2	CONFERENCE	0- 0	0- 0	0- 0				
0- 3	0- 1	0- 2	HOME	0- 0	0- 0	0- 0				
2- 1	0- 1	2- 0	AWAY	0- 0	0- 0	0- 0				
0- 0	0- 0	0- 0	NEUTRAL	0- 0	0- 0	0- 0				

RPI	S	Opponent	Score	RPI	S	Opponent	Score	Team's RPI: 50	RPI	S	Opponent	Score	RPI	S	Opponent	Score
3	H	Oregon	52 72	28	H	Indiana	65 67		68	H	Oklahoma St.	71 59	115	A	Loyola Marymount	63 69
4	A	Stanford	80 86	33	A	California	84 79		70	H	Seton Hall	78 62	118	H	Georgia	80 69
19	N	Kentucky	74 75	40	H	Oregon St.	73 83		81	H	Rice	59 50	119	H	Fresno St.	89 80
				42	N	North Carolina	49 83						137	N	South Fla.	56 60
				44	A	Southern California	72 65						323	H	Cal Poly	81 35
				44	H	Southern California	67 72						332	A	UIC	78 47
LAST 12 Division I GAMES:																
				44	A	Southern California	72 65		44	H	Southern California	67 72				
				323	H	Cal Poly	81 35		3	H	Oregon	52 72				
				332	A	UIC	78 47		40	H	Oregon St.	73 83				
				68	H	Oklahoma St.	71 59		4	A	Stanford	80 86				
				119	H	Fresno St.	89 80		33	A	California	84 79				
				28	H	Indiana	65 67		137	N	South Fla.	56 60				

Non-Div I Games:

UCLA

Average RPI Win:	117	WON-LOST	WINNING	LAST 10	STRENGTH OF	OPP. STRENGTH	TEAM	ADJ.	CONF.	ADJ CONF.
Average RPI Loss:	2	RECORD	PCT. RANK	GAMES	SCHEDULE	OF SCHEDULE	RPI	RPI	RPI	RPI
DIV. I ONLY	17- 1	5	9-1	48	4	7	7	9	9	
DIV. I NON-CONF.	11- 1	13	0- 0	30	2	5	5	9	9	

TOTALS	RPI 1-25	RPI 26-50	W-L RECORDS	RPI 51-100	RPI 101-150	RPI 150+				
17- 1	1- 1	3- 0	OVERALL	2- 0	6- 0	5- 0				
6- 0	0- 0	1- 0	HOME	1- 0	3- 0	1- 0				
7- 1	1- 1	1- 0	AWAY	1- 0	2- 0	2- 0				
4- 0	0- 0	1- 0	NEUTRAL	0- 0	1- 0	2- 0				
11- 1	1- 1	3- 0	NON-CONFERENCE	1- 0	3- 0	3- 0				
3- 0	0- 0	1- 0	HOME	1- 0	1- 0	0- 0				
4- 1	1- 1	1- 0	AWAY	0- 0	1- 0	1- 0				
4- 0	0- 0	1- 0	NEUTRAL	0- 0	1- 0	2- 0				
6- 0	0- 0	0- 0	CONFERENCE	1- 0	3- 0	2- 0				
3- 0	0- 0	0- 0	HOME	0- 0	2- 0	1- 0				
3- 0	0- 0	0- 0	AWAY	1- 0	1- 0	1- 0				
0- 0	0- 0	0- 0	NEUTRAL	0- 0	0- 0	0- 0				

RPI	S	Opponent	Score	RPI	S	Opponent	Score	RPI	S	Opponent	Score	RPI	S	Opponent	Score
1	A	Notre Dame	89 71	27	N	Purdue	86 40	70	H	Seton Hall	99 61	101	H	Cincinnati	82 38
2	A	Baylor	57 68	33	A	Cal i forni a	76 66	88	A	Tul ane	75 33	109	H	Ohio St.	85 53
				43	H	DePaul	99 63					111	N	St. John's (NY)	65 55
												116	A	Houston	81 61
												137	H	South Fla.	63 46
												143	A	Oklahoma	72 63
												165	N	Vanderbilt	80 42
												199	A	Saint Louis	98 42
												203	N	Ole Miss	90 50
												209	H	SMU	79 39
												232	A	Temple	88 67

LAST 12 Division I GAMES:															
116	A	Houston	81 61	209	H	SMU	79 39	232	A	Temple	88 67				
2	A	Baylor	57 68	88	A	Tul ane	75 33	137	H	South Fla.	63 46				
33	A	Cal i forni a	76 66	101	H	Cincinnati	82 38	1	A	Notre Dame	89 71				
143	A	Oklahoma	72 63												
70	H	Seton Hall	99 61												
199	A	Saint Louis	98 42												

Non-Div I Games:

UConn

UIC		Average RPI Win: 315	WON-LOST RECORD	WINNING PCT. RANK	LAST 10 GAMES	STRENGTH OF SCHEDULE	OPP. STRENGTH OF SCHEDULE	TEAM RPI	ADJ. RPI	CONF. RPI	ADJ CONF. RPI
Average RPI Loss: 169											
DIV. I ONLY		3- 16		322	1-9	287	196	332	332	20	20
DIV. I NON-CONF.		2- 9		297	0- 0	262	220	315	315	19	19

TOTALS	RPI 1-25		RPI 26-50		W-L RECORDS	RPI 51-100		RPI 101-150		RPI 150+	
3- 16	0- 1		0- 1		OVERALL	0- 4		0- 2		3- 8	
2- 6	0- 0		0- 1		HOME	0- 2		0- 0		2- 3	
1- 8	0- 1		0- 0		AWAY	0- 2		0- 2		1- 3	
0- 2	0- 0		0- 0		NEUTRAL	0- 0		0- 0		0- 2	
2- 9	0- 1		0- 1		NON-CONFERENCE	0- 2		0- 0		2- 5	
1- 3	0- 0		0- 1		HOME	0- 1		0- 0		1- 1	
1- 4	0- 1		0- 0		AWAY	0- 1		0- 0		1- 2	
0- 2	0- 0		0- 0		NEUTRAL	0- 0		0- 0		0- 2	
1- 7	0- 0		0- 0		CONFERENCE	0- 2		0- 2		1- 3	
1- 3	0- 0		0- 0		HOME	0- 1		0- 0		1- 2	
0- 4	0- 0		0- 0		AWAY	0- 1		0- 2		0- 1	
0- 0	0- 0		0- 0		NEUTRAL	0- 0		0- 0		0- 0	

RPI 1-25				RPI 26-50				RPI 51-100				RPI 101+ Team's RPI: 332			
RPI	S	Opponent	Score	RPI	S	Opponent	Score	RPI	S	Opponent	Score	RPI	S	Opponent	Score
13	A	Marquette	32 96	50	H	UCLA	47 78	65	A	Green Bay	32 62	123	A	Youngstown St.	29 81
								69	A	Northwestern	44 87	142	A	IUPUI	43 71
								79	H	Wright St.	46 79	155	A	Indiana St.	53 60
								91	H	Miami (OH)	56 65	186	A	Eastern Mich.	38 52
												226	H	Loyola Chicago	60 75
												263	A	Cleveland St.	53 71
												279	H	Northern Ky.	49 67
												297	H	Oakland	69 65
												301 N	Fairfield	60 68	
												305	H	Valparaiso	75 65
												330	H	Detroit Mercy	36 42
												334 N	Jackson St.	57 72	
												343	A	Evansville	62 54

LAST 12 Division I GAMES:															
123	A	Youngstown St.	29 81	65	A	Green Bay	32 62	142	A	IUPUI	43 71				
79	H	Wright St.	46 79	330	H	Detroit Mercy	36 42	297	H	Oakland	69 65				
279	H	Northern Ky.	49 67	263	A	Cleveland St.	53 71	155	A	Indiana St.	53 60				
334 N	Jackson St.	57 72													
301 N	Fairfield	60 68													
50	H	UCLA	47 78												

Non-Div I Games:

UIC

■ Loss,
 ■ Non-Conf,
 ■ S Site,
 ■ H Home
 ■ A Away
 N Neutral

UMBC				Through Games Of Jan. 24, 2019																
Average RPI Win:		293	WON-LOST		WINNING		LAST 10		STRENGTH OF		OPP. STRENGTH		TEAM		ADJ.		CONF.		ADJ CONF.	
Average RPI Loss:		181	RECORD		PCT. RANK		GAMES		SCHEDULE		OF SCHEDULE		RPI		RPI		RPI		RPI	
DIV. I ONLY			4- 12		290		1-9		320		208		321		321		23		23	
DIV. I NON-CONF.			4- 6		212		0- 0		319		224		287		287		23		23	
-----				-----				-----				-----				-----				
TOTALS		RPI 1-25		RPI 26-50		W-L RECORDS		RPI 51-100		RPI 101-150		RPI 150+								
4- 12		0- 0		0- 1		OVERALL		0- 2		0- 2		4- 7								
0- 7		0- 0		0- 0		HOME		0- 1		0- 1		0- 5								
2- 5		0- 0		0- 1		AWAY		0- 1		0- 1		2- 2								
2- 0		0- 0		0- 0		NEUTRAL		0- 0		0- 0		2- 0								
4- 6		0- 0		0- 1		NON-CONFERENCE		0- 0		0- 2		4- 3								
0- 4		0- 0		0- 0		HOME		0- 0		0- 1		0- 3								
2- 2		0- 0		0- 1		AWAY		0- 0		0- 1		2- 0								
2- 0		0- 0		0- 0		NEUTRAL		0- 0		0- 0		2- 0								
0- 6		0- 0		0- 0		CONFERENCE		0- 2		0- 0		0- 4								
0- 3		0- 0		0- 0		HOME		0- 1		0- 0		0- 2								
0- 3		0- 0		0- 0		AWAY		0- 1		0- 0		0- 2								
0- 0		0- 0		0- 0		NEUTRAL		0- 0		0- 0		0- 0								

RPI 1-25				RPI 26-50				RPI 51-100				RPI 101+				Team's RPI: 321	
RPI	S	Opponent	Score	RPI	S	Opponent	Score	RPI	S	Opponent	Score	RPI	S	Opponent	Score		
				26	A	Maryland	61 92	59	A	Maine	44 84	103	H	Towson	62 71		
								100	H	Hartford	52 66	104	A	American	42 64		
												224	H	UMES	67 73		
												231	A	Binghamton	45 67		
												241	H	Mt. St. Mary's	52 65		
												255	A	Albany (NY)	44 64		
												262	N	UTSA	72 58		
												264	H	Hofstra	42 45		
												269	H	Vermont	44 58		
												288	N	Kennesaw St.	57 53		
												294	H	UMass Lowell	55 67		
												302	A	Coppin St.	57 52		
												320	A	Morgan St.	73 68		
LAST 12 Division I GAMES:																	
				59	A	Maine	44 84	269	H	Vermont	44 58						
				224	H	UMES	67 73	255	A	Albany (NY)	44 64						
				320	A	Morgan St.	73 68	231	A	Binghamton	45 67						
				264	H	Hofstra	42 45	294	H	UMass Lowell	55 67						
				241	H	Mt. St. Mary's	52 65	100	H	Hartford	52 66						
				26	A	Maryland	61 92	104	A	American	42 64						

Non-Div I Games: Notre Dame (MD) 81 43 Eastern 81 42 Gettysburg 65 51

UMBC

UMKC				Through Games Of Jan. 24, 2019							
Average RPI Win:		260	WON-LOST RECORD	WINNING PCT. RANK	LAST 10 GAMES	STRENGTH OF SCHEDULE	OPP. STRENGTH OF SCHEDULE	TEAM RPI	ADJ. RPI	CONF. RPI	ADJ CONF. RPI
Average RPI Loss:		141									
DIV. I ONLY			8- 8	163	8-2	230	271	188	188	30	30
DIV. I NON-CONF.			4- 7	228	0- 0	109	213	187	187	30	30
<hr/>											
TOTALS		RPI 1-25	RPI 26-50		W-L RECORDS		RPI 51-100	RPI 101-150	RPI 150+		
8- 8		0- 0	0- 2		OVERALL		0- 1	1- 1	7- 4		
3- 3		0- 0	0- 0		HOME		0- 0	1- 0	2- 3		
5- 5		0- 0	0- 2		AWAY		0- 1	0- 1	5- 1		
0- 0		0- 0	0- 0		NEUTRAL		0- 0	0- 0	0- 0		
4- 7		0- 0	0- 2		NON-CONFERENCE		0- 1	1- 1	3- 3		
2- 2		0- 0	0- 0		HOME		0- 0	1- 0	1- 2		
2- 5		0- 0	0- 2		AWAY		0- 1	0- 1	2- 1		
0- 0		0- 0	0- 0		NEUTRAL		0- 0	0- 0	0- 0		
4- 1		0- 0	0- 0		CONFERENCE		0- 0	0- 0	4- 1		
1- 1		0- 0	0- 0		HOME		0- 0	0- 0	1- 1		
3- 0		0- 0	0- 0		AWAY		0- 0	0- 0	3- 0		
0- 0		0- 0	0- 0		NEUTRAL		0- 0	0- 0	0- 0		

RPI 1-25				RPI 26-50				RPI 51-100				RPI 101+ Team's RPI: 188			
RPI	S	Opponent	Score	RPI	S	Opponent	Score	RPI	S	Opponent	Score	RPI	S	Opponent	Score
				37	A	Missouri	59 66	66	A	Kansas	55 67	144	H	Louisiana Tech	80 70
				39	A	Kansas St.	50 61					150	A	Denver	75 92
												168	A	Oral Roberts	64 75
												183	H	Illinois St.	55 62
												196	H	George Mason	84 91
												213	H	SIUE	80 75
												226	A	Loyola Chicago	88 74
												239	A	Utah Valley	68 64
												271	A	California Baptist	78 74
												285	H	CSU Bakersfield	57 67
												303	A	North Dakota St.	69 59
												337	H	Grand Canyon	73 45
												344	A	Chicago St.	111 58
<hr/>															
LAST 12 Division I GAMES:															
				183	H	Illinois St.	55 62	239	A	Utah Valley	68 64				
				144	H	Louisiana Tech	80 70	337	H	Grand Canyon	73 45				
				213	H	SIUE	80 75	285	H	CSU Bakersfield	57 67				
				226	A	Loyola Chicago	88 74	271	A	California Baptist	78 74				
				37	A	Missouri	59 66	344	A	Chicago St.	111 58				
				303	A	North Dakota St.	69 59	196	H	George Mason	84 91				

Non-Div I Games: Peru St. 98 62 Mo.-St. Louis 92 63

UMKC

■ Loss,
 ■ Non-Conf, S Site,
 ■ Home
 ■ Away
 N Neutral

Average RPI Win:	284	WON-LOST	WINNING	LAST 10	STRENGTH OF	OPP. STRENGTH	TEAM	ADJ.	CONF.	ADJ CONF.
Average RPI Loss:	194	RECORD	PCT. RANK	GAMES	SCHEDULE	OF SCHEDULE	RPI	RPI	RPI	RPI
DIV. I ONLY	5- 14	287	3-7	266	318	294	294	23	23	
DIV. I NON-CONF.	3- 9	271	0- 0	245	329	286	286	23	23	
<hr/>										
TOTALS	RPI 1-25	RPI 26-50	W-L RECORDS	RPI 51-100	RPI 101-150	RPI 150+				
5- 14	0- 1	0- 0	OVERALL	0- 3	0- 0	5- 10				
2- 6	0- 0	0- 0	HOME	0- 2	0- 0	2- 4				
3- 8	0- 1	0- 0	AWAY	0- 1	0- 0	3- 6				
0- 0	0- 0	0- 0	NEUTRAL	0- 0	0- 0	0- 0				
3- 9	0- 1	0- 0	NON-CONFERENCE	0- 2	0- 0	3- 6				
1- 3	0- 0	0- 0	HOME	0- 1	0- 0	1- 2				
2- 6	0- 1	0- 0	AWAY	0- 1	0- 0	2- 4				
0- 0	0- 0	0- 0	NEUTRAL	0- 0	0- 0	0- 0				
2- 5	0- 0	0- 0	CONFERENCE	0- 1	0- 0	2- 4				
1- 3	0- 0	0- 0	HOME	0- 1	0- 0	1- 2				
1- 2	0- 0	0- 0	AWAY	0- 0	0- 0	1- 2				
0- 0	0- 0	0- 0	NEUTRAL	0- 0	0- 0	0- 0				

RPI 1-25				RPI 26-50				RPI 51-100				RPI 101+				Team's RPI: 294
RPI	S	Opponent	Score	RPI	S	Opponent	Score	RPI	S	Opponent	Score	RPI	S	Opponent	Score	
23	A	Butler	36 89					70	A	Seton Hall	57 90	167	A	Stony Brook	56 76	
								90	H	Providence	47 71	182	A	Massachusetts	62 59	
								100	H	Hartford	44 66	197	A	Cornell	54 63	
												218	A	Holy Cross	54 63	
												228	A	Dartmouth	54 70	
												231	H	Binghamton	50 70	
												233	H	Colgate	52 61	
												255	A	Albany (NY)	56 63	
												269	H	Vermont	54 51	
												280	H	Bryant	57 58	
												298	H	Saint Peter's	59 57	
												310	H	New Hampshire	53 56	
												320	A	Morgan St.	49 61	
												321	A	UMBC	67 55	
												351	A	LIU Brooklyn	69 64	
<hr/>																
LAST 12 Division I GAMES:																
167	A	Stony Brook	56 76	231	H	Binghamton	50 70									
269	H	Vermont	54 51	100	H	Hartford	44 66									
320	A	Morgan St.	49 61	255	A	Albany (NY)	56 63									
182	A	Massachusetts	62 59	321	A	UMBC	67 55									
228	A	Dartmouth	54 70	310	H	New Hampshire	53 56									
90	H	Providence	47 71	233	H	Colgate	52 61									

Non-Div I Games:

Fisher

79 45

UMass Lowell

Average RPI Win:	258	WON-LOST	WINNING	LAST 10	STRENGTH OF	OPP. STRENGTH	TEAM	ADJ.	CONF.	ADJ CONF.
Average RPI Loss:	157	RECORD	PCT. RANK	GAMES	SCHEDULE	OF SCHEDULE	RPI	RPI	RPI	RPI
DIV. I ONLY	8- 9	190	4-6	203	311	200	200	28	28	
DIV. I NON-CONF.	4- 6	212	0- 0	147	271	210	210	29	29	

TOTALS	RPI 1-25	RPI 26-50	W-L RECORDS	RPI 51-100	RPI 101-150	RPI 150+				
8- 9	0- 0	0- 1	OVERALL	0- 1	2- 2	6- 5				
7- 1	0- 0	0- 0	HOME	0- 0	2- 0	5- 1				
1- 8	0- 0	0- 1	AWAY	0- 1	0- 2	1- 4				
0- 0	0- 0	0- 0	NEUTRAL	0- 0	0- 0	0- 0				
4- 6	0- 0	0- 1	NON-CONFERENCE	0- 1	1- 1	3- 3				
4- 0	0- 0	0- 0	HOME	0- 0	1- 0	3- 0				
0- 6	0- 0	0- 1	AWAY	0- 1	0- 1	0- 3				
0- 0	0- 0	0- 0	NEUTRAL	0- 0	0- 0	0- 0				
4- 3	0- 0	0- 0	CONFERENCE	0- 0	1- 1	3- 2				
3- 1	0- 0	0- 0	HOME	0- 0	1- 0	2- 1				
1- 2	0- 0	0- 0	AWAY	0- 0	0- 1	1- 1				
0- 0	0- 0	0- 0	NEUTRAL	0- 0	0- 0	0- 0				

RPI	S	Opponent	Score	RPI	S	Opponent	Score	RPI	S	Opponent	Score	RPI	S	Opponent	Score	Team's RPI: 200
49	A	Tennessee	46 73	73	A	Middle Tenn.	46 67	113	A	Tennessee Tech	53 60	139	H	High Point	67 56	
								141	H	Davidsen	69 56	146	A	Radford	46 60	
								164	A	Charlotte	53 70	173	A	Mercer	47 61	
								194	H	Hampton	58 61	238	H	Campbell	60 52	
								247	A	Gardner-Webb	59 69	250	A	Furman	47 58	
								258	H	ETSU	56 55	272	H	Wofford	60 46	
								328	H	Western Caro.	74 49	341	A	USC Upstate	93 86	
								346	H	Longwood	80 55					
LAST 12 Division I GAMES:																
194	H	Hampton	58 61	346	H	Longwood	80 55									
146	A	Radford	46 60	139	H	High Point	67 56									
173	A	Mercer	47 61	341	A	USC Upstate	93 86									
73	A	Middle Tenn.	46 67	238	H	Campbell	60 52									
113	A	Tennessee Tech	53 60	247	A	Gardner-Webb	59 69									
258	H	ETSU	56 55	250	A	Furman	47 58									

Non-Div I Games: Warren Wilson 92 31

UNC Asheville

Average RPI Win: 225		WON-LOST RECORD	WINNING PCT. RANK	LAST 10 GAMES	STRENGTH OF SCHEDULE	OPP. STRENGTH OF SCHEDULE	TEAM RPI	ADJ. RPI	CONF. RPI	ADJ. CONF. RPI
Average RPI Loss: 191										
DIV. I ONLY		3- 12	307	3-7	250	262	316	316	24	24
DIV. I NON-CONF.		2- 9	297	0- 0	259	206	312	312	25	25
TOTALS		RPI 1-25	RPI 26-50	W-L RECORDS	RPI 51-100	RPI 101-150	RPI 150+			
3- 12	0- 0		0- 1	OVERALL	0- 1	0- 2	3- 8			
2- 2	0- 0		0- 0	HOME	0- 0	0- 0	2- 2			
0- 9	0- 0		0- 1	AWAY	0- 0	0- 2	0- 6			
1- 1	0- 0		0- 0	NEUTRAL	0- 1	0- 0	1- 0			
2- 9	0- 0		0- 1	NON-CONFERENCE	0- 1	0- 2	2- 5			
1- 1	0- 0		0- 0	HOME	0- 0	0- 0	1- 1			
0- 7	0- 0		0- 1	AWAY	0- 0	0- 2	0- 4			
1- 1	0- 0		0- 0	NEUTRAL	0- 1	0- 0	1- 0			
1- 3	0- 0		0- 0	CONFERENCE	0- 0	0- 0	1- 3			
1- 1	0- 0		0- 0	HOME	0- 0	0- 0	1- 1			
0- 2	0- 0		0- 0	AWAY	0- 0	0- 0	0- 2			
0- 0	0- 0		0- 0	NEUTRAL	0- 0	0- 0	0- 0			

[illegible]

Non-Div I Games:	Pfeiffer	92	23	UNC Pembroke	72	32	Lees-McRae	92	36	Young Harris	62	29	UNC Greensboro
------------------	----------	----	----	--------------	----	----	------------	----	----	--------------	----	----	----------------

Average RPI	Win:	246	WON-LOST	WINNING	LAST 10	STRENGTH OF	OPP. STRENGTH	TEAM	ADJ.	CONF.	ADJ CONF.
Average RPI	Loss:	94	RECORD	PCT. RANK	GAMES	SCHEDULE	OF SCHEDULE	RPI	RPI	RPI	RPI
DIV. I ONLY		9- 5		100	7-3	194	254	117	117	10	10
DIV. I NON-CONF.		5- 4		139	0- 0	271	287	178	178	13	13

TOTALS	RPI 1-25		RPI 26-50		W-L RECORDS	RPI 51-100		RPI 101-150		RPI 150+	
9- 5	0- 0		0- 2		OVERALL	1- 0		1- 3		7- 0	
6- 0	0- 0		0- 0		HOME	1- 0		1- 0		4- 0	
3- 5	0- 0		0- 2		AWAY	0- 0		0- 3		3- 0	
0- 0	0- 0		0- 0		NEUTRAL	0- 0		0- 0		0- 0	
5- 4	0- 0		0- 2		NON-CONFERENCE	0- 0		0- 2		5- 0	
3- 0	0- 0		0- 0		HOME	0- 0		0- 0		3- 0	
2- 4	0- 0		0- 2		AWAY	0- 0		0- 2		2- 0	
0- 0	0- 0		0- 0		NEUTRAL	0- 0		0- 0		0- 0	
4- 1	0- 0		0- 0		CONFERENCE	1- 0		1- 1		2- 0	
3- 0	0- 0		0- 0		HOME	1- 0		1- 0		1- 0	
1- 1	0- 0		0- 0		AWAY	0- 0		0- 1		1- 0	
0- 0	0- 0		0- 0		NEUTRAL	0- 0		0- 0		0- 0	

RPI 1-25				RPI 26-50				RPI 51-100				RPI 101+				Team's RPI: 117
RPI	S	Opponent	Score	RPI	S	Opponent	Score	RPI	S	Opponent	Score	RPI	S	Opponent	Score	
				34	A	Ohio	72 95	55	H	James Madison	66 63	103	H	Towson	77 73	
				42	A	North Carolina	55 82					114	A	Pittsburgh	56 60	
												134	A	VCU	47 58	
												148	A	William & Mary	64 70	
												190	A	Elon	75 70	
												217	A	East Carolina	71 68	
												292	H	Col. of Charleston	71 49	
												325	H	Presbyterian	63 48	
												337	H	Grand Canyon	77 55	
												346	H	Longwood	35 33	
												349	A	N.C. Central	89 82	
LAST 12 Division I GAMES:																
				217	A	East Carolina	71 68	103	H	Towson	77 73					
				346	H	Longwood	35 33	55	H	James Madison	66 63					
				114	A	Pittsburgh	56 60	190	A	Elon	75 70					
				42	A	North Carolina	55 82	148	A	William & Mary	64 70					
				134	A	VCU	47 58	292	H	Col. of Charleston	71 49					
				349	A	N.C. Central	89 82	337	H	Grand Canyon	77 55					

Non-Div I Games: Fayetteville St. 72 54 Belmont Abbey 74 58

UNCW

Average RPI Win:	212	WON-LOST	WINNING	LAST 10	STRENGTH OF	OPP. STRENGTH	TEAM	ADJ.	CONF.	ADJ CONF.
Average RPI Loss:	62	RECORD	PCT. RANK	GAMES	SCHEDULE	OF SCHEDULE	RPI	RPI	RPI	RPI
DIV. I ONLY	9- 7	135	6-4	52	130	74	74	12	12	
DIV. I NON-CONF.	6- 5	143	0- 1	75	54	68	68	14	14	

TOTALS	RPI 1-25	RPI 26-50	W-L RECORDS	RPI 51-100	RPI 101-150	RPI 150+				
9- 7	0- 3	0- 1	OVERALL	1- 1	1- 1	7- 1				
6- 1	0- 1	0- 0	HOME	1- 0	0- 0	5- 0				
3- 5	0- 2	0- 1	AWAY	0- 0	1- 1	2- 1				
0- 1	0- 0	0- 0	NEUTRAL	0- 1	0- 0	0- 0				
6- 5	0- 2	0- 1	NON-CONFERENCE	1- 1	1- 1	4- 0				
4- 0	0- 0	0- 0	HOME	1- 0	0- 0	3- 0				
2- 4	0- 2	0- 1	AWAY	0- 0	1- 1	1- 0				
0- 1	0- 0	0- 0	NEUTRAL	0- 1	0- 0	0- 0				
3- 2	0- 1	0- 0	CONFERENCE	0- 0	0- 0	3- 1				
2- 1	0- 1	0- 0	HOME	0- 0	0- 0	2- 0				
1- 1	0- 0	0- 0	AWAY	0- 0	0- 0	1- 1				
0- 0	0- 0	0- 0	NEUTRAL	0- 0	0- 0	0- 0				

RPI 1-25				RPI 26-50				RPI 51-100				RPI 101+			
RPI	S	Opponent	Score	RPI	S	Opponent	Score	RPI	S	Opponent	Score	RPI	S	Opponent	Score
10	A	Iowa	57 83	39	A	Kansas St.	62 72	60	N	Boise St.	60 61	112	A	Northern Ill.	59 70
13	A	Marquette	61 102					67	H	Creighton	65 55	142	A	IUPUI	53 40
14	H	Drake	64 88									170	A	Bradley	81 78
												183	A	Illinois St.	64 66
												192	H	Delaware	79 67
												223	H	North Dakota	64 60
												226	H	Loyola Chicago	64 52
												268	A	Long Beach St.	71 64
												305	H	Valparaiso	71 52
												318	H	Omaha	79 50

Team's RPI: 74															
LAST 12 Division I GAMES:															
170	A	Bradley	81 78	112	A	Northern Ill.	59 70	13	A	Marquette	61 102	14	H	Drake	64 88
183	A	Illinois St.	64 66					226	H	Loyola Chicago	64 52	305	H	Valparaiso	71 52
39	A	Kansas St.	62 72					142	A	IUPUI	53 40				
318	H	Omaha	79 50												
10	A	Iowa	57 83												
223	H	North Dakota	64 60												

Non-Div I Games: Minnesota St. 73 56

UNI

Average RPI Win:	220	WON-LOST	WINNING	LAST 10	STRENGTH OF	OPP. STRENGTH	TEAM	ADJ.	CONF.	ADJ CONF.
Average RPI Loss:	121	RECORD	PCT. RANK	GAMES	SCHEDULE	OF SCHEDULE	RPI	RPI	RPI	RPI
DIV. I ONLY	5- 12	268	4-6	92	152	216	216	13	13	
DIV. I NON-CONF.	2- 9	297	0- 1	81	194	269	269	11	11	

TOTALS	RPI 1-25	RPI 26-50	W-L RECORDS	RPI 51-100	RPI 101-150	RPI 150+				
5- 12	0- 1	1- 3	OVERALL	0- 3	0- 2	4- 3				
4- 5	0- 1	1- 1	HOME	0- 2	0- 0	3- 1				
1- 7	0- 0	0- 2	AWAY	0- 1	0- 2	1- 2				
0- 0	0- 0	0- 0	NEUTRAL	0- 0	0- 0	0- 0				
2- 9	0- 1	0- 2	NON-CONFERENCE	0- 2	0- 2	2- 2				
2- 5	0- 1	0- 1	HOME	0- 2	0- 0	2- 1				
0- 4	0- 0	0- 1	AWAY	0- 0	0- 2	0- 1				
0- 0	0- 0	0- 0	NEUTRAL	0- 0	0- 0	0- 0				
3- 3	0- 0	1- 1	CONFERENCE	0- 1	0- 0	2- 1				
2- 0	0- 0	1- 0	HOME	0- 0	0- 0	1- 0				
1- 3	0- 0	0- 1	AWAY	0- 1	0- 0	1- 1				
0- 0	0- 0	0- 0	NEUTRAL	0- 0	0- 0	0- 0				

RPI	S	Opponent	Score	RPI	S	Opponent	Score	RPI	S	Opponent	Score	RPI	S	Opponent	Score	Team's RPI: 216
15	H	Gonzaga	59 70	44	H	Southern Cal i forn i a	72 86	73	H	Mi ddle Tenn.	62 66	140	A	Portland St.	49 58	
				46	A	New Mexi co	77 80	79	H	Wright St.	52 68	149	A	UC Irvine	55 57	
				46	H	New Mexi co	66 57	80	A	Wyomi ng	62 90	210	A	Colorado St.	49 52	
				47	A	Duke	38 66					214	H	Florida	56 53	
												219	H	Air Force	66 56	
												256	H	Hawai i	61 66	
												300	H	UC Santa Barbara	69 51	
												312	A	South Carolina St.	49 58	
												319	A	San Jose St.	53 43	

LAST 12 Division I GAMES:																
219	H	Air Force	66 56	312	A	South Carolina St.	49 58	214	H	Florida	56 53	73	H	Mi ddle Tenn.	62 66	
46	H	New Mexico	66 57	46	A	New Mexico	77 80	319	A	San Jose St.	53 43	47	A	Duke	38 66	
80	A	Wyoming	62 90													
210	A	Colorado St.	49 52													
256	H	Hawai i	61 66													
140	A	Portland St.	49 58													

Non-Div I Games:

UNLV

Average RPI Win: 313

Average RPI Loss: 237

WON-LOST
RECORDWINNING
PCT. RANKLAST 10
GAMESSTRENGTH OF
SCHEDULEOPP. STRENGTH
OF SCHEDULETEAM
RPIADJ.
RPICONF.
RPIADJ CONF.
RPIDIV. I ONLY
DIV. I NON-CONF.2- 12
1- 7327
3193-7
0- 0333
331339
337341
341341
34128
2928
29

TOTALS

RPI 1-25

RPI 26-50

W-L RECORDS

RPI 51-100

RPI 101-150

RPI 150+

2- 12

0- 0

0- 0

OVERALL

0- 2

0- 1

2- 9

0- 3

0- 0

0- 0

HOME

0- 0

0- 1

0- 2

2- 9

0- 0

0- 0

AWAY

0- 2

0- 0

2- 7

0- 0

0- 0

0- 0

NEUTRAL

0- 0

0- 0

0- 0

1- 7

0- 0

0- 0

NON-CONFERENCE

0- 2

0- 0

1- 5

0- 0

0- 0

0- 0

HOME

0- 0

0- 0

0- 0

1- 7

0- 0

0- 0

AWAY

0- 2

0- 0

1- 5

0- 0

0- 0

0- 0

NEUTRAL

0- 0

0- 0

0- 0

1- 5

0- 0

0- 0

CONFERENCE

0- 0

0- 1

1- 4

0- 3

0- 0

0- 0

HOME

0- 0

0- 1

0- 2

1- 2

0- 0

0- 0

AWAY

0- 0

0- 0

1- 2

0- 0

0- 0

0- 0

NEUTRAL

0- 0

0- 0

0- 0

RPI 1-25

RPI 26-50

RPI 51-100

RPI 101+

Team's RPI: 341

RPI S Opponent Score

RPI S Opponent Score

RPI S Opponent Score

RPI S Opponent Score

85 A Nebraska 64 87
86 A Virginia Tech 45 96139 H High Point 61 87
200 H UNC Asheville 86 93
217 A East Carolina 53 63
247 A Gardner-Webb 72 92
250 A Furman 67 78
277 A Winthrop 76 50
312 A South Carolina St. 66 71
318 A Omaha 69 96
325 A Presbyterian 54 70
328 A Western Caro. 64 68
336 H Charleston So. 75 78
349 A N.C. Central 82 63

LAST 12 Division I GAMES:

139 H High Point 61 87 247 A Gardner-Webb 72 92
217 A East Carolina 53 63 336 H Charleston So. 75 78
328 A Western Caro. 64 68 200 H UNC Asheville 86 93
312 A South Carolina St. 66 71 325 A Presbyterian 54 70
349 A N.C. Central 82 63 277 A Winthrop 76 50
250 A Furman 67 78 85 A Nebraska 64 87

Non-Div I Games:

Brevard

71 53

Converse

69 51

UNKNOWN

101 53

USC Upstate

Loss, Non-Conf, S Site, H Home A Away N Neutral

Average RPI	Win:	219	WON-LOST	WINNING	LAST 10	STRENGTH OF	OPP. STRENGTH	TEAM	ADJ.	CONF.	ADJ CONF.
Average RPI	Loss:	95	RECORD	PCT. RANK	GAMES	SCHEDULE	OF SCHEDULE	RPI	RPI	RPI	RPI
DIV. I ONLY		13- 5		55	7-3	271	105	126	126	14	14
DIV. I NON-CONF.		8- 3		72	0- 0	285	125	142	142	15	15

TOTALS	RPI 1-25		RPI 26-50		W-L RECORDS	RPI 51-100		RPI 101-150		RPI 150+	
13- 5	0- 0		0- 1		OVERALL	0- 2		2- 1		11- 1	
6- 2	0- 0		0- 1		HOME	0- 1		1- 0		5- 0	
7- 3	0- 0		0- 0		AWAY	0- 1		1- 1		6- 1	
0- 0	0- 0		0- 0		NEUTRAL	0- 0		0- 0		0- 0	
8- 3	0- 0		0- 1		NON-CONFERENCE	0- 1		1- 1		7- 0	
3- 2	0- 0		0- 1		HOME	0- 1		0- 0		3- 0	
5- 1	0- 0		0- 0		AWAY	0- 0		1- 1		4- 0	
0- 0	0- 0		0- 0		NEUTRAL	0- 0		0- 0		0- 0	
5- 2	0- 0		0- 0		CONFERENCE	0- 1		1- 0		4- 1	
3- 0	0- 0		0- 0		HOME	0- 0		1- 0		2- 0	
2- 2	0- 0		0- 0		AWAY	0- 1		0- 0		2- 1	
0- 0	0- 0		0- 0		NEUTRAL	0- 0		0- 0		0- 0	

RPI 1-25				RPI 26-50				RPI 51-100				RPI 101+ Team's RPI: 126			
RPI	S	Opponent	Score	RPI	S	Opponent	Score	RPI	S	Opponent	Score	RPI	S	Opponent	Score
				44	H	Southern Cal i forni a	61 73					102	H	Appal achi an St.	99 94
								54	H	Arkansas	65 66	116	A	Houston	65 61
								92	A	Little Rock	65 68	119	A	Fresno St.	61 70
												161	H	Grambl ing	78 54
												166	A	Georgi a St.	48 50
												168	A	Oral Roberts	80 62
												171	A	Arkansas St.	100 73
												209	A	SMU	66 41
												215	H	Coastal Caro.	79 53
												236	A	San Franci sco	80 73
												262	H	UTSA	53 48
												284	A	Ga. Southern	74 53
												284	H	Ga. Southern	81 48
												304	A	Incarnate Word	97 49
												334	H	Jackson St.	99 63
LAST 12 Di vi si on I GAMES:															
				284	A	Ga. Southern	74 53					284	H	Ga. Southern	81 48
				166	A	Georgi a St.	48 50					92	A	Little Rock	65 68
				209	A	SMU	66 41					171	A	Arkansas St.	100 73
				44	H	Southern Cal i forni a	61 73					215	H	Coastal Caro.	79 53
				262	H	UTSA	53 48					102	H	Appal achi an St.	99 94
				116	A	Houston	65 61					168	A	Oral Roberts	80 62

Non-Div I Games:

UT Arlington

UT Martin				Through Games Of Jan. 24, 2019						
Average RPI Win:	243	WON-LOST	WINNING	LAST 10	STRENGTH OF	OPP. STRENGTH	TEAM	ADJ.	CONF.	ADJ CONF.
Average RPI Loss:	121	RECORD	PCT. RANK	GAMES	SCHEDULE	OF SCHEDULE	RPI	RPI	RPI	RPI
DIV. I ONLY		11- 5	75	8-2	295	151	135	135	22	22
DIV. I NON-CONF.		6- 3	91	0- 0	241	60	91	91	20	20

TOTALS	RPI 1-25		RPI 26-50		W-L RECORDS		RPI 51-100		RPI 101-150	RPI 150+
11- 5	0- 1		0- 0		OVERALL		0- 1		1- 2	10- 1
7- 0	0- 0		0- 0		HOME		0- 0		0- 0	7- 0
4- 5	0- 1		0- 0		AWAY		0- 1		1- 2	3- 1
0- 0	0- 0		0- 0		NEUTRAL		0- 0		0- 0	0- 0
6- 3	0- 1		0- 0		NON-CONFERENCE		0- 1		1- 1	5- 0
4- 0	0- 0		0- 0		HOME		0- 0		0- 0	4- 0
2- 3	0- 1		0- 0		AWAY		0- 1		1- 1	1- 0
0- 0	0- 0		0- 0		NEUTRAL		0- 0		0- 0	0- 0
5- 2	0- 0		0- 0		CONFERENCE		0- 0		0- 1	5- 1
3- 0	0- 0		0- 0		HOME		0- 0		0- 0	3- 0
2- 2	0- 0		0- 0		AWAY		0- 0		0- 1	2- 1
0- 0	0- 0		0- 0		NEUTRAL		0- 0		0- 0	0- 0

RPI 1-25				RPI 26-50				RPI 51-100				RPI 101+ Team's RPI: 135			
RPI	S	Opponent	Score	RPI	S	Opponent	Score	RPI	S	Opponent	Score	RPI	S	Opponent	Score
5	A	Louisville	62 102					69	A	Northwestern	64 90	133	A	Chattanooga	81 79
												138	A	Morehead St.	75 85
												142	A	IUPUI	72 73
												163	H	Southern Ill.	95 94
												171	H	Arkansas St.	97 91
												201	A	Southeast Mo. St.	80 73
												222	H	Samford	89 68
												251	A	Eastern Ill.	71 77
												251	H	Eastern Ill.	90 66
												286	H	Murray St.	75 67
												293	H	Mississippi Val.	110 51
												307	H	Austin Peay	74 65
												324	A	Eastern Ky.	87 61
												326	A	Lipscomb	62 53

LAST 12 Division I GAMES:															
201	A	Southeast Mo. St.	80 73	251	H	Eastern Ill.	90 66	138	A	Morehead St.	75 85	324	A	Eastern Ky.	87 61
251	A	Eastern Ill.	71 77	307	H	Austin Peay	74 65	286	H	Murray St.	75 67	69	A	Northwestern	64 90
293	H	Mississippi Val.	110 51												
326	A	Lipscomb	62 53												
5	A	Louisville	62 102												
133	A	Chattanooga	81 79												

Average RPI Win:	284	WON-LOST	WINNING	LAST 10	STRENGTH OF	OPP. STRENGTH	TEAM	ADJ.	CONF.	ADJ CONF.
Average RPI Loss:	142	RECORD	PCT. RANK	GAMES	SCHEDULE	OF SCHEDULE	RPI	RPI	RPI	RPI
DIV. I ONLY	4- 15	305	2-8	90	315	266	266	15	15	
DIV. I NON-CONF.	3- 10	278	0- 0	158	330	299	299	18	18	

TOTALS	RPI 1-25	RPI 26-50	W-L RECORDS	RPI 51-100	RPI 101-150	RPI 150+				
4- 15	0- 0	0- 1	OVERALL	0- 4	0- 3	4- 7				
2- 7	0- 0	0- 0	HOME	0- 1	0- 2	2- 4				
1- 7	0- 0	0- 1	AWAY	0- 3	0- 1	1- 2				
1- 1	0- 0	0- 0	NEUTRAL	0- 0	0- 0	1- 1				
3- 10	0- 0	0- 1	NON-CONFERENCE	0- 1	0- 2	3- 6				
2- 5	0- 0	0- 0	HOME	0- 0	0- 1	2- 4				
0- 4	0- 0	0- 1	AWAY	0- 1	0- 1	0- 1				
1- 1	0- 0	0- 0	NEUTRAL	0- 0	0- 0	1- 1				
1- 5	0- 0	0- 0	CONFERENCE	0- 3	0- 1	1- 1				
0- 2	0- 0	0- 0	HOME	0- 1	0- 1	0- 0				
1- 3	0- 0	0- 0	AWAY	0- 2	0- 0	1- 1				
0- 0	0- 0	0- 0	NEUTRAL	0- 0	0- 0	0- 0				

U
T
E
PU
T
E
P

RPI 1-25				RPI 26-50				RPI 51-100				RPI 101+				Team's RPI: 266	
RPI	S	Opponent	Score	RPI	S	Opponent	Score	RPI	S	Opponent	Score	RPI	S	Opponent	Score		
				46	A	New Mexico	51 69	52	A	Arizona	40 62	129	A	Tulsa	45 66		
								58	A	Old Dominion	59 78	140	H	Portland St.	61 89		
								73	H	Middle Tenn.	49 79	147	H	UAB	48 74		
								81	A	Rice	42 76	171	H	Arkansas St.	66 67		
												172	H	Abilene Christian	69 70		
												179	N	Akron	57 64		
												180	H	New Mexico St.	65 69		
												187	A	North Texas	51 70		
												204	H	Nicholls St.	56 58		
												240	N	Western Ill.	84 72		
												262	A	UTSA	73 60		
												285	H	CSU Bakersfield	53 47		
												311	A	Weber St.	63 68		
												350	H	Alcorn	77 51		
LAST 12 Division I GAMES:																	
				262	A	UTSA	73 60	58	A	Old Dominion	59 78						
				129	A	Tulsa	45 66	73	H	Middle Tenn.	49 79						
				179	N	Akron	57 64	147	H	UAB	48 74						
				240	N	Western Ill.	84 72	81	A	Rice	42 76						
				52	A	Arizona	40 62	187	A	North Texas	51 70						
				140	H	Portland St.	61 89	46	A	New Mexico	51 69						

Non-Div I Games:

UTEP

Average RPI Win: **283**
 Average RPI Loss: **171**

WON-LOST
RECORD

WINNING
PCT. RANK

LAST 10
GAMES

STRENGTH OF
SCHEDULE

OPP. STRENGTH
OF SCHEDULE

TEAM
RPI

ADJ.
RPI

CONF.
RPI

ADJ CONF.
RPI

DIV. I ONLY	7- 9	210	4-6	278	240	253	253	30	30
DIV. I NON-CONF.	4- 7	228	0- 0	171	168	218	218	30	30
TOTALS	RPI 1-25	RPI 26-50	W-L RECORDS	RPI 51-100	RPI 101-150	RPI 150+			
7- 9	0- 3	0- 0	OVERALL	0- 0	0- 0	7- 6			
4- 4	0- 1	0- 0	HOME	0- 0	0- 0	4- 3			
3- 5	0- 2	0- 0	AWAY	0- 0	0- 0	3- 3			
0- 0	0- 0	0- 0	NEUTRAL	0- 0	0- 0	0- 0			
4- 7	0- 3	0- 0	NON-CONFERENCE	0- 0	0- 0	4- 4			
2- 3	0- 1	0- 0	HOME	0- 0	0- 0	2- 2			
2- 4	0- 2	0- 0	AWAY	0- 0	0- 0	2- 2			
0- 0	0- 0	0- 0	NEUTRAL	0- 0	0- 0	0- 0			
3- 2	0- 0	0- 0	CONFERENCE	0- 0	0- 0	3- 2			
2- 1	0- 0	0- 0	HOME	0- 0	0- 0	2- 1			
1- 1	0- 0	0- 0	AWAY	0- 0	0- 0	1- 1			
0- 0	0- 0	0- 0	NEUTRAL	0- 0	0- 0	0- 0			

RPI	S	Opponent	Score	RPI	S	Opponent	Score	RPI	S	Opponent	Score	RPI	S	Opponent	Score	Team's RPI: 253
2	A	Baylor	37 98									182	A	Massachusetts	70 74	
21	A	Texas A&M	61 84									211	H	Prairie View	57 50	
24	H	Texas	66 81									239	H	Utah Valley	55 57	
												246	H	Texas Southern	55 69	
												257	H	Louisiana	75 60	
												262	A	UTSA	58 61	
												271	H	California Baptist	60 56	
												274	A	A&M-Corpus Christi	70 57	
												274	H	A&M-Corpus Christi	49 59	
												285	A	CSU Bakersfield	63 68	
												296	A	Canisius	57 53	
												337	A	Grand Canyon	66 50	
												338	H	Seattle U	69 56	
LAST 12 Division I GAMES:																
2	A	Baylor	37 98	338	H	Seattle U	69 56									
21	A	Texas A&M	61 84	239	H	Utah Valley	55 57									
24	H	Texas	66 81	337	A	Grand Canyon	66 50									
246	H	Texas Southern	55 69	285	A	CSU Bakersfield	63 68									
274	A	A&M-Corpus Christi	70 57	271	H	California Baptist	60 56									
257	H	Louisiana	75 60	211	H	Prairie View	57 50									

Non-Div I Games: Texas Lutheran 82 38 UNKNOWN 74 43

UTRGV

Loss, Non-Conf, S Site, H Home A Away N Neutral

Average RPI Win:	250	WON-LOST	WINNING	LAST 10	STRENGTH OF	OPP. STRENGTH	TEAM	ADJ.	CONF.	ADJ CONF.
Average RPI Loss:	144	RECORD	PCT. RANK	GAMES	SCHEDULE	OF SCHEDULE	RPI	RPI	RPI	RPI
DIV. I ONLY	4- 12	290	3-7	103	260	262	262	15	15	
DIV. I NON-CONF.	3- 7	256	0- 0	173	265	289	289	18	18	

TOTALS	RPI 1-25	RPI 26-50	W-L RECORDS	RPI 51-100	RPI 101-150	RPI 150+				
4- 12	0- 1	0- 0	OVERALL	0- 3	0- 3	4- 5				
3- 6	0- 0	0- 0	HOME	0- 1	0- 2	3- 3				
1- 5	0- 1	0- 0	AWAY	0- 2	0- 1	1- 1				
0- 1	0- 0	0- 0	NEUTRAL	0- 0	0- 0	0- 1				
3- 7	0- 1	0- 0	NON-CONFERENCE	0- 1	0- 2	3- 3				
3- 3	0- 0	0- 0	HOME	0- 0	0- 1	3- 2				
0- 3	0- 1	0- 0	AWAY	0- 1	0- 1	0- 0				
0- 1	0- 0	0- 0	NEUTRAL	0- 0	0- 0	0- 1				
1- 5	0- 0	0- 0	CONFERENCE	0- 2	0- 1	1- 2				
0- 3	0- 0	0- 0	HOME	0- 1	0- 1	0- 1				
1- 2	0- 0	0- 0	AWAY	0- 1	0- 0	1- 1				
0- 0	0- 0	0- 0	NEUTRAL	0- 0	0- 0	0- 0				

RPI 1-25				RPI 26-50				RPI 51-100				RPI 101+ Team's RPI: 262			
RPI	S	Opponent	Score	RPI	S	Opponent	Score	RPI	S	Opponent	Score	RPI	S	Opponent	Score
24	A	Texas	54 98					70	A	Seton Hall	53 84	126	A	UT Arlington	48 53
								73	H	Middle Tenn.	52 72	142	H	IUPUI	50 58
								81	A	Rice	54 85	147	H	UAB	42 59
												156	H	Texas St.	60 68
												157	H	Utah St.	56 62
												164	A	Charlotte	54 66
												187	A	North Texas	57 54
												249	H	San Diego	87 77
												253	H	UTRGV	61 58
												266	H	UTEP	60 73
												311	H	Weber St.	66 59
												321	N	UMBC	58 72
LAST 12 Division I GAMES:															
266	H	UTEP	60 73	164	A	Charlotte	54 66								
126	A	UT Arlington	48 53	147	H	UAB	42 59								
249	H	San Diego	87 77	73	H	Middle Tenn.	52 72								
157	H	Utah St.	56 62	187	A	North Texas	57 54								
24	A	Texas	54 98	81	A	Rice	54 85								
311	H	Weber St.	66 59	142	H	IUPUI	50 58								

Non-Div I Games: Concordia (TX) 78 51 Tex. A&M-Kingsville 86 55

UTSA

Average RPI Win:	205	WON-LOST	WINNING	LAST 10	STRENGTH OF	OPP. STRENGTH	TEAM	ADJ.	CONF.	ADJ CONF.
Average RPI Loss:	103	RECORD	PCT. RANK	GAMES	SCHEDULE	OF SCHEDULE	RPI	RPI	RPI	RPI
DIV. I ONLY	9- 7	135	8-2	210	47	157	157	13	13	
DIV. I NON-CONF.	4- 6	212	0- 0	130	19	172	172	11	11	

TOTALS	RPI 1-25	RPI 26-50	W-L RECORDS	RPI 51-100	RPI 101-150	RPI 150+				
9- 7	0- 2	0- 1	OVERALL	2- 0	0- 3	7- 1				
4- 3	0- 2	0- 0	HOME	1- 0	0- 0	3- 1				
5- 2	0- 0	0- 0	AWAY	1- 0	0- 2	4- 0				
0- 2	0- 0	0- 1	NEUTRAL	0- 0	0- 1	0- 0				
4- 6	0- 2	0- 1	NON-CONFERENCE	1- 0	0- 2	3- 1				
1- 3	0- 2	0- 0	HOME	0- 0	0- 0	1- 1				
3- 1	0- 0	0- 0	AWAY	1- 0	0- 1	2- 0				
0- 2	0- 0	0- 1	NEUTRAL	0- 0	0- 1	0- 0				
5- 1	0- 0	0- 0	CONFERENCE	1- 0	0- 1	4- 0				
3- 0	0- 0	0- 0	HOME	1- 0	0- 0	2- 0				
2- 1	0- 0	0- 0	AWAY	0- 0	0- 1	2- 0				
0- 0	0- 0	0- 0	NEUTRAL	0- 0	0- 0	0- 0				

RPI 1-25				RPI 26-50				RPI 51-100				RPI 101+				Team's RPI: 157
RPI	S	Opponent	Score	RPI	S	Opponent	Score	RPI	S	Opponent	Score	RPI	S	Opponent	Score	
3	H	Oregon	58 88	44	N	Southern Cal i forn i a	46 55	80	H	Wyomi ng	50 42	119	A	Fresno St.	59 70	
20	H	BYU	57 62					93	A	Washi ngton St.	72 61	124	N	Colorado	68 78	
												145	A	Portland	54 61	
												187	A	North Texas	57 41	
												210	A	Colorado St.	72 53	
												219	A	Air Force	48 44	
												237	H	Nevada	79 76	
												239	H	Utah Valley	67 62	
												262	A	UTSA	62 56	
												268	H	Long Beach St.	48 50	
												319	H	San Jose St.	82 49	
LAST 12 Division I GAMES:																
237	H	Nevada	79 76	210	A	Colorado St.	72 53	319	H	San Jose St.	82 49	80	H	Wyomi ng	50 42	
268	H	Long Beach St.	48 50	119	A	Fresno St.	59 70	219	A	Air Force	48 44	124	N	Colorado	68 78	
239	H	Utah Valley	67 62													
187	A	North Texas	57 41													
262	A	UTSA	62 56													
145	A	Portland	54 61													

Non-Div I Games: Northern N.M. 106 35

Utah St.

Average RPI Win:	287	WON-LOST	WINNING	LAST 10	STRENGTH OF	OPP. STRENGTH	TEAM	ADJ.	CONF.	ADJ CONF.
Average RPI Loss:	140	RECORD	PCT. RANK	GAMES	SCHEDULE	OF SCHEDULE	RPI	RPI	RPI	RPI
DIV. I ONLY	7- 9	210	6-4	248	269	239	239	30	30	
DIV. I NON-CONF.	3- 7	256	0- 0	162	209	270	270	30	30	

TOTALS	RPI 1-25	RPI 26-50	W-L RECORDS	RPI 51-100	RPI 101-150	RPI 150+				
7- 9	0- 1	0- 1	OVERALL	0- 0	0- 2	7- 5				
5- 3	0- 1	0- 0	HOME	0- 0	0- 1	5- 1				
2- 6	0- 0	0- 1	AWAY	0- 0	0- 1	2- 4				
0- 0	0- 0	0- 0	NEUTRAL	0- 0	0- 0	0- 0				
3- 7	0- 1	0- 1	NON-CONFERENCE	0- 0	0- 2	3- 3				
3- 2	0- 1	0- 0	HOME	0- 0	0- 1	3- 0				
0- 5	0- 0	0- 1	AWAY	0- 0	0- 1	0- 3				
0- 0	0- 0	0- 0	NEUTRAL	0- 0	0- 0	0- 0				
4- 2	0- 0	0- 0	CONFERENCE	0- 0	0- 0	4- 2				
2- 1	0- 0	0- 0	HOME	0- 0	0- 0	2- 1				
2- 1	0- 0	0- 0	AWAY	0- 0	0- 0	2- 1				
0- 0	0- 0	0- 0	NEUTRAL	0- 0	0- 0	0- 0				

RPI 1-25				RPI 26-50				RPI 51-100				RPI 101+				Team's RPI: 239
RPI	S	Opponent	Score	RPI	S	Opponent	Score	RPI	S	Opponent	Score	RPI	S	Opponent	Score	
20	H	BYU	51 77	41	A	Utah	47 85					107	A	Idaho St.	68 80	
												145	H	Portland	60 65	
												157	A	Utah St.	62 67	
												180	A	New Mexico St.	52 58	
												184	H	UC Riverside	56 53	
												188	H	UMKC	64 68	
												205	A	Cal St. Fullerton	55 56	
												220	A	Southern Utah	59 60	
												253	A	UTRGV	57 55	
												285	H	CSU Bakersfield	78 70	
												300	H	UC Santa Barbara	63 54	
												311	H	Weber St.	65 59	
												337	H	Grand Canyon	57 46	
												338	A	Seattle U	58 55	
LAST 12 Division I GAMES:																
337	H	Grand Canyon	57 46	188	H	UMKC	64 68									
205	A	Cal St. Fullerton	55 56	180	A	New Mexico St.	52 58									
184	H	UC Riverside	56 53	253	A	UTRGV	57 55									
311	H	Weber St.	65 59	338	A	Seattle U	58 55									
157	A	Utah St.	62 67	285	H	CSU Bakersfield	78 70									
107	A	Idaho St.	68 80	220	A	Southern Utah	59 60									

Non-Div I Games: Ottawa (AZ) 90 61 La Verne 86 79 Arizona Christian 76 68

Utah Valley

Loss, Non-Conf, S Site, H Home A Away N Neutral

Average RPI Win:	223	WON-LOST	WINNING	LAST 10	STRENGTH OF	OPP. STRENGTH	TEAM	ADJ.	CONF.	ADJ CONF.
Average RPI Loss:	113	RECORD	PCT. RANK	GAMES	SCHEDULE	OF SCHEDULE	RPI	RPI	RPI	RPI
DIV. I ONLY	13- 6	77	7-3	262	153	134	134	17	17	
DIV. I NON-CONF.	8- 5	120	0- 0	207	173	126	126	17	17	

TOTALS	RPI 1-25	RPI 26-50	W-L RECORDS	RPI 51-100	RPI 101-150	RPI 150+				
13- 6	0- 0	0- 1	OVERALL	1- 1	4- 3	8- 1				
7- 1	0- 0	0- 0	HOME	0- 0	2- 1	5- 0				
5- 4	0- 0	0- 1	AWAY	1- 1	2- 1	2- 1				
1- 1	0- 0	0- 0	NEUTRAL	0- 0	0- 1	1- 0				
8- 5	0- 0	0- 1	NON-CONFERENCE	1- 1	3- 3	4- 0				
4- 1	0- 0	0- 0	HOME	0- 0	2- 1	2- 0				
3- 3	0- 0	0- 1	AWAY	1- 1	1- 1	1- 0				
1- 1	0- 0	0- 0	NEUTRAL	0- 0	0- 1	1- 0				
5- 1	0- 0	0- 0	CONFERENCE	0- 0	1- 0	4- 1				
3- 0	0- 0	0- 0	HOME	0- 0	0- 0	3- 0				
2- 1	0- 0	0- 0	AWAY	0- 0	1- 0	1- 1				
0- 0	0- 0	0- 0	NEUTRAL	0- 0	0- 0	0- 0				

RPI	S	Opponent	Score	RPI	S	Opponent	Score	RPI	S	Opponent	Score	RPI	S	Opponent	Score
42	A	North Carolina	47 59	58	A	Old Dominion	57 60	82	A	Georgetown	47 45	101	A	Cincinnati	54 66
												117	H	UNCW	58 47
												121	H	Wake Forest	53 40
												130	A	Fordham	47 44
												142	N	IUPUI	61 63
												146	H	Radford	49 54
												148	A	William & Mary	72 55
												176	H	Rhode Island	74 39
												189	A	George Washington	48 57
												270	A	N. C. A&T	54 48
												278	A	Richmond	68 43
												281	H	La Salle	68 38
												289	H	Saint Joseph's	59 40
												311	N	Weber St.	64 36
												346	H	Longwood	84 55
												348	H	Delaware St.	97 55
LAST 12 Division I GAMES:															
289	H	Saint Joseph's	59 40	189	A	George Washington	48 57								
348	H	Delaware St.	97 55	176	H	Rhode Island	74 39								
270	A	N. C. A&T	54 48	130	A	Fordham	47 44								
146	H	Radford	49 54	278	A	Richmond	68 43								
58	A	Old Dominion	57 60	281	H	La Salle	68 38								
101	A	Cincinnati	54 66	82	A	Georgetown	47 45								

Non-Div I Games:

VCU

Average RPI Win:	310	WON-LOST	WINNING	LAST 10	STRENGTH OF	OPP. STRENGTH	TEAM	ADJ.	CONF.	ADJ CONF.
Average RPI Loss:	170	RECORD	PCT. RANK	GAMES	SCHEDULE	OF SCHEDULE	RPI	RPI	RPI	RPI
DIV. I ONLY	5- 12	268	3-7	302	247	305	305	12	12	
DIV. I NON-CONF.	4- 8	241	0- 0	326	316	319	319	14	14	

TOTALS	RPI 1-25	RPI 26-50	W-L RECORDS	RPI 51-100	RPI 101-150	RPI 150+				
5- 12	0- 1	0- 0	OVERALL	0- 3	0- 1	5- 7				
2- 6	0- 0	0- 0	HOME	0- 2	0- 0	2- 4				
2- 6	0- 1	0- 0	AWAY	0- 1	0- 1	2- 3				
1- 0	0- 0	0- 0	NEUTRAL	0- 0	0- 0	1- 0				
4- 8	0- 0	0- 0	NON-CONFERENCE	0- 2	0- 1	4- 5				
1- 5	0- 0	0- 0	HOME	0- 2	0- 0	1- 3				
2- 3	0- 0	0- 0	AWAY	0- 0	0- 1	2- 2				
1- 0	0- 0	0- 0	NEUTRAL	0- 0	0- 0	1- 0				
1- 4	0- 1	0- 0	CONFERENCE	0- 1	0- 0	1- 2				
1- 1	0- 0	0- 0	HOME	0- 0	0- 0	1- 1				
0- 3	0- 1	0- 0	AWAY	0- 1	0- 0	0- 1				
0- 0	0- 0	0- 0	NEUTRAL	0- 0	0- 0	0- 0				

RPI	S	Opponent	Score	RPI	S	Opponent	Score	RPI	S	Opponent	Score	RPI	S	Opponent	Score	Team's RPI: 305
14	A	Drake	53 84					74	A	UNI	52 71	138	A	Morehead St.	62 68	
								77	H	Tol edo	59 65	155	H	Indiana St.	82 86	
								91	H	Mi ami (OH)	47 68	169	A	Illinois	54 73	
												223	H	North Dakota	56 62	
												226	A	Loyol a Chi cago	54 80	
												235	H	Bowling Green	72 79	
												251	H	Eastern Ill.	62 60	
												275	N	St. Francis Brooklyn	78 76	
												303	H	North Dakota St.	48 51	
												332	A	UIC	65 75	
												335	A	Purdue Fort Wayne	68 64	
												343	H	Evansville	93 49	
												344	A	Chi cago St.	76 70	

LAST 12 Division I GAMES:																
235	H	Bowling Green	72 79	343	H	Evansville	93 49									
335	A	Purdue Fort Wayne	68 64	155	H	Indiana St.	82 86									
303	H	North Dakota St.	48 51	14	A	Drake	53 84									
91	H	Mi ami (OH)	47 68	74	A	UNI	52 71									
251	H	Eastern Ill.	62 60	226	A	Loyol a Chi cago	54 80									
344	A	Chi cago St.	76 70	77	H	Tol edo	59 65									

Non-Div I Games:

Valparaiso

Average RPI Win:	257	WON-LOST	WINNING	LAST 10	STRENGTH OF	OPP. STRENGTH	TEAM	ADJ.	CONF.	ADJ CONF.
Average RPI Loss:	51	RECORD	PCT. RANK	GAMES	SCHEDULE	OF SCHEDULE	RPI	RPI	RPI	RPI
DIV. I ONLY	6- 13	262	2-8	25	92	165	165	6	6	
DIV. I NON-CONF.	5- 8	224	0- 0	50	98	164	164	6	6	

TOTALS	RPI 1-25	RPI 26-50	W-L RECORDS	RPI 51-100	RPI 101-150	RPI 150+				
6- 13	0- 5	0- 2	OVERALL	0- 4	0- 1	6- 1				
5- 5	0- 2	0- 0	HOME	0- 1	0- 1	5- 1				
1- 5	0- 2	0- 1	AWAY	0- 2	0- 0	1- 0				
0- 3	0- 1	0- 1	NEUTRAL	0- 1	0- 0	0- 0				
5- 8	0- 3	0- 2	NON-CONFERENCE	0- 2	0- 0	5- 1				
4- 2	0- 1	0- 0	HOME	0- 0	0- 0	4- 1				
1- 3	0- 1	0- 1	AWAY	0- 1	0- 0	1- 0				
0- 3	0- 1	0- 1	NEUTRAL	0- 1	0- 0	0- 0				
1- 5	0- 2	0- 0	CONFERENCE	0- 2	0- 1	1- 0				
1- 3	0- 1	0- 0	HOME	0- 1	0- 1	1- 0				
0- 2	0- 1	0- 0	AWAY	0- 1	0- 0	0- 0				
0- 0	0- 0	0- 0	NEUTRAL	0- 0	0- 0	0- 0				

RPI 1-25				RPI 26-50				RPI 51-100				RPI 101+ Team's RPI: 165			
RPI	S	Opponent	Score	RPI	S	Opponent	Score	RPI	S	Opponent	Score	RPI	S	Opponent	Score
6	A	NC State	54 74	30	N	Miami (FL)	65 90	54	A	Arkansas	62 83	118	H	Georgia	64 71
7	N	UConn	42 80	39	A	Kansas St.	61 72	57	H	Auburn	70 72	154	H	North Ala.	71 74
19	A	Kentucky	55 77					67	N	Creighton	55 75	175	A	Ball St.	60 43
21	H	Texas A&M	43 50					73	A	Middle Tenn.	58 65	203	H	Ole Miss	80 68
22	H	Central Mich.	57 66									222	H	Samford	77 52
												307	H	Austin Peay	99 70
												309	H	Tennessee St.	89 63
												325	H	Presbyteria n	78 43

LAST 12 Division I GAMES:															
19	A	Kentucky	55 77	203	H	Ole Miss	80 68	57	H	Auburn	70 72	54	A	Arkansas	62 83
222	H	Samford	77 52	57	H	Auburn	70 72	21	H	Texas A&M	43 50	118	H	Georgia	64 71
67	N	Creighton	55 75	57	A	Kansas St.	61 72								
30	N	Miami (FL)	65 90												
22	H	Central Mich.	57 66												
175	A	Ball St.	60 43												

Non-Div I Games:

Vanderbilt

Average RPI Win: 278
Average RPI Loss: 164

WON-LOST
RECORD

WINNING
PCT. RANK

LAST 10
GAMES

STRENGTH OF
SCHEDULE

OPP. STRENGTH
OF SCHEDULE

TEAM
RPI

ADJ.
RPI

CONF.
RPI

ADJ CONF.
RPI

DIV. I ONLY	7- 11	233	4-6	260	263	269	269	23	23
DIV. I NON-CONF.	3- 8	267	0- 1	201	306	292	292	23	23
TOTALS	RPI 1-25	RPI 26-50	W-L RECORDS	RPI 51-100	RPI 101-150	RPI 150+			
7- 11	0- 0	0- 0	OVERALL	0- 3	0- 3	7- 5			
4- 6	0- 0	0- 0	HOME	0- 1	0- 2	4- 3			
3- 5	0- 0	0- 0	AWAY	0- 2	0- 1	3- 2			
0- 0	0- 0	0- 0	NEUTRAL	0- 0	0- 0	0- 0			
3- 8	0- 0	0- 0	NON-CONFERENCE	0- 1	0- 3	3- 4			
2- 5	0- 0	0- 0	HOME	0- 0	0- 2	2- 3			
1- 3	0- 0	0- 0	AWAY	0- 1	0- 1	1- 1			
0- 0	0- 0	0- 0	NEUTRAL	0- 0	0- 0	0- 0			
4- 3	0- 0	0- 0	CONFERENCE	0- 2	0- 0	4- 1			
2- 1	0- 0	0- 0	HOME	0- 1	0- 0	2- 0			
2- 2	0- 0	0- 0	AWAY	0- 1	0- 0	2- 1			
0- 0	0- 0	0- 0	NEUTRAL	0- 0	0- 0	0- 0			

RPI	S	Opponent	Score	RPI	S	Opponent	Score	RPI	S	Opponent	Score	RPI	S	Opponent	Score	Team's RPI: 269
59	H	Maine	51 63	66	A	Kansas	36 77	100	A	Hartford	32 61	105	H	Yale	55 58	
												120	H	Drexel	44 60	
												137	A	South Fla.	55 102	
												176	H	Rhode Island	58 61	
												198	H	Rider	54 49	
												218	H	Holy Cross	40 65	
												228	H	Dartmouth	42 66	
												231	A	Binghamton	58 57	
												255	H	Albany (NY)	52 39	
												294	A	UMass Lowell	51 54	
												296	A	Canisius	46 67	
												310	H	New Hampshire	69 60	
												315	H	Wagner	56 54	
												317	A	NJIT	71 63	
												321	A	UMBC	58 44	
LAST 12 Division I GAMES:																
59	H	Maine	51 63	120	H	Drexel	44 60									
255	H	Albany (NY)	52 39	321	A	UMBC	58 44									
294	A	UMass Lowell	51 54	231	A	Binghamton	58 57									
66	A	Kansas	36 77	310	H	New Hampshire	69 60									
296	A	Canisius	46 67	100	A	Hartford	32 61									
137	A	South Fla.	55 102	105	H	Yale	55 58									

Non-Div I Games: Norwich 78 28

Vermont

Average RPI Win:	161	WON-LOST	WINNING	LAST 10	STRENGTH OF	OPP. STRENGTH	TEAM	ADJ.	CONF.	ADJ CONF.
Average RPI Loss:	51	RECORD	PCT. RANK	GAMES	SCHEDULE	OF SCHEDULE	RPI	RPI	RPI	RPI
DIV. I ONLY	11- 7	115	5-5	42	53	53	53	5	5	
DIV. I NON-CONF.	9- 2	43	0- 0	95	97	25	25	4	4	

TOTALS	RPI 1-25	RPI 26-50	W-L RECORDS	RPI 51-100	RPI 101-150	RPI 150+				
11- 7	0- 3	0- 1	OVERALL	4- 3	2- 0	5- 0				
6- 3	0- 2	0- 1	HOME	2- 0	1- 0	3- 0				
5- 3	0- 1	0- 0	AWAY	2- 2	1- 0	2- 0				
0- 1	0- 0	0- 0	NEUTRAL	0- 1	0- 0	0- 0				
9- 2	0- 1	0- 0	NON-CONFERENCE	3- 1	2- 0	4- 0				
5- 0	0- 0	0- 0	HOME	2- 0	1- 0	2- 0				
4- 1	0- 1	0- 0	AWAY	1- 0	1- 0	2- 0				
0- 1	0- 0	0- 0	NEUTRAL	0- 1	0- 0	0- 0				
2- 5	0- 2	0- 1	CONFERENCE	1- 2	0- 0	1- 0				
1- 3	0- 2	0- 1	HOME	0- 0	0- 0	1- 0				
1- 2	0- 0	0- 0	AWAY	1- 2	0- 0	0- 0				
0- 0	0- 0	0- 0	NEUTRAL	0- 0	0- 0	0- 0				

RPI 1-25				RPI 26-50				RPI 51-100 Team's RPI: 53				RPI 101+			
RPI	S	Opponent	Score	RPI	S	Opponent	Score	RPI	S	Opponent	Score	RPI	S	Opponent	Score
13	H	Marquette	55 91	43	H	DePaul	59 66	67	A	Creighton	54 52	118	H	Georgia	62 56
17	A	UCF	56 71					82	A	Georgetown	63 68	131	A	Lehigh	70 48
23	H	Butler	55 63					83	H	Princeton	67 46	181	H	Xavier	75 71
								86	N	Virginia Tech	59 61	189	A	George Washington	60 45
								90	A	Providence	61 67	232	H	Temple	76 68
								98	A	Penn	58 50	281	H	La Salle	81 68
								100	H	Hartford	59 41	289	A	Saint Joseph's	47 35

LAST 12 Division I GAMES:															
67	A	Creighton	54 52	82	A	Georgetown	63 68								
181	H	Xavier	75 71	98	A	Penn	58 50								
23	H	Butler	55 63	43	H	DePaul	59 66								
118	H	Georgia	62 56	13	H	Marquette	55 91								
232	H	Temple	76 68	90	A	Providence	61 67								
189	A	George Washington	60 45	289	A	Saint Joseph's	47 35								

Non-Div I Games:

Villanova

Average RPI	Win:	154	WON-LOST	WINNING	LAST 10	STRENGTH OF	OPP. STRENGTH	TEAM	ADJ.	CONF.	ADJ CONF.
Average RPI	Loss:	56	RECORD	PCT. RANK	GAMES	SCHEDULE	OF SCHEDULE	RPI	RPI	RPI	RPI
DIV. I ONLY		8- 11	218	4-6	7	44	87	87	1	1	
DIV. I NON-CONF.		6- 7	172	0- 0	37	75	124	124	1	1	

TOTALS	RPI 1-25		RPI 26-50		W-L RECORDS		RPI 51-100		RPI 101-150		RPI 150+
8- 11	0- 6		0- 2		OVERALL		2- 0		3- 2		3- 1
5- 6	0- 4		0- 0		HOME		1- 0		1- 1		3- 1
2- 4	0- 2		0- 2		AWAY		1- 0		1- 0		0- 0
1- 1	0- 0		0- 0		NEUTRAL		0- 0		1- 1		0- 0
6- 7	0- 3		0- 1		NON-CONFERENCE		1- 0		2- 2		3- 1
4- 4	0- 2		0- 0		HOME		0- 0		1- 1		3- 1
1- 2	0- 1		0- 1		AWAY		1- 0		0- 0		0- 0
1- 1	0- 0		0- 0		NEUTRAL		0- 0		1- 1		0- 0
2- 4	0- 3		0- 1		CONFERENCE		1- 0		1- 0		0- 0
1- 2	0- 2		0- 0		HOME		1- 0		0- 0		0- 0
1- 2	0- 1		0- 1		AWAY		0- 0		1- 0		0- 0
0- 0	0- 0		0- 0		NEUTRAL		0- 0		0- 0		0- 0

RPI 1-25				RPI 26-50				RPI 51-100				Team's RPI: 87				RPI 101+			
RPI	S	Opponent	Score	RPI	S	Opponent	Score	RPI	S	Opponent	Score	RPI	S	Opponent	Score	RPI	S	Opponent	Score
5	A	Louisville	43 91	29	A	Michigan St.	66 91	58	A	Old Dominion	73 67	104	H	American	57 54				
6	H	NC State	38 66	38	A	Clemson	65 71	86	H	Virginia Tech	62 58	114	A	Pittsburgh	74 57				
8	H	Mississippi St.	44 72									122	N	Alabama	52 64				
19	A	Kentucky	51 63									137	N	South Fla.	74 67				
22	H	Central Mich.	61 74									146	H	Radford	44 57				
25	H	Florida St.	61 63									164	H	Charlotte	65 61				
												199	H	Saint Louis	65 67				
												270	H	N.C. A&T	67 57				
												302	H	Coppin St.	55 41				
LAST 12 Division I GAMES:																			
25	H	Florida St.	61 63	114	A	Pittsburgh	74 57												
164	H	Charlotte	65 61	5	A	Louisville	43 91												
137	N	South Fla.	74 67	6	H	NC State	38 66												
122	N	Alabama	52 64	86	H	Virginia Tech	62 58												
146	H	Radford	44 57	38	A	Clemson	65 71												
104	H	American	57 54	302	H	Coppin St.	55 41												

Non-Div I Games:

Virginia

Average RPI Win:	198	WON-LOST	WINNING	LAST 10	STRENGTH OF	OPP. STRENGTH	TEAM	ADJ.	CONF.	ADJ CONF.
Average RPI Loss:	29	RECORD	PCT. RANK	GAMES	SCHEDULE	OF SCHEDULE	RPI	RPI	RPI	RPI
DIV. I ONLY	13- 6	77	4-6	131	21	86	86	1	1	
DIV. I NON-CONF.	13- 0	1	0- 0	297	110	48	48	1	1	

TOTALS	RPI 1-25	RPI 26-50	W-L RECORDS	RPI 51-100	RPI 101-150	RPI 150+				
13- 6	1- 3	0- 2	OVERALL	1- 1	4- 0	7- 0				
8- 3	1- 2	0- 1	HOME	0- 0	2- 0	5- 0				
1- 3	0- 1	0- 1	AWAY	0- 1	0- 0	1- 0				
4- 0	0- 0	0- 0	NEUTRAL	1- 0	2- 0	1- 0				
13- 0	1- 0	0- 0	NON-CONFERENCE	1- 0	4- 0	7- 0				
8- 0	1- 0	0- 0	HOME	0- 0	2- 0	5- 0				
1- 0	0- 0	0- 0	AWAY	0- 0	0- 0	1- 0				
4- 0	0- 0	0- 0	NEUTRAL	1- 0	2- 0	1- 0				
0- 6	0- 3	0- 2	CONFERENCE	0- 1	0- 0	0- 0				
0- 3	0- 2	0- 1	HOME	0- 0	0- 0	0- 0				
0- 3	0- 1	0- 1	AWAY	0- 1	0- 0	0- 0				
0- 0	0- 0	0- 0	NEUTRAL	0- 0	0- 0	0- 0				

RPI 1-25				RPI 26-50				RPI 51-100				Team's RPI : 86				RPI 101+			
RPI	S	Opponent	Score	RPI	S	Opponent	Score	RPI	S	Opponent	Score	RPI	S	Opponent	Score	RPI	S	Opponent	Score
1	H	Notre Dame	51 80	30	A	Mi ami (FL)	61 68	53	N	Vi l l a n o v a	61 59	109	N	Oh i o St.	81 73				
6	A	NC State	61 70	42	H	North Carol i n a	69 81	87	A	Vi r g i n i a	58 62	110	N	Dayton	69 57				
9	H	Syracuse	73 75									133	H	Chattanooga	74 59				
16	H	Rutgers	67 51									146	H	Radford	55 44				
												241	H	Mt. St. Mary' s	83 51				
												245	H	Monmouth	82 49				
												267	A	Li berty	72 61				
												278	N	Ri chmond	85 57				
												284	H	Ga. Southern	78 49				
												341	H	USC Upstate	96 45				
												346	H	Longwood	93 39				

Average RPI Win: 306
Average RPI Loss: 218

WON-LOST
RECORD

WINNING
PCT. RANK

LAST 10
GAMES

STRENGTH OF
SCHEDULE

OPP. STRENGTH
OF SCHEDULE

TEAM
RPI

ADJ.
RPI

CONF.
RPI

ADJ CONF.
RPI

DIV. I ONLY	4- 12	290	4-6	268	351	315	315	31	31
DIV. I NON-CONF.	1- 9	326	0- 1	260	343	334	334	31	31

TOTALS	RPI 1-25	RPI 26-50	W-L RECORDS	RPI 51-100	RPI 101-150	RPI 150+			
4- 12	0- 0	0- 0	OVERALL	0- 1	0- 2	4- 9			
2- 4	0- 0	0- 0	HOME	0- 0	0- 1	2- 3			
2- 7	0- 0	0- 0	AWAY	0- 1	0- 1	2- 5			
0- 1	0- 0	0- 0	NEUTRAL	0- 0	0- 0	0- 1			
1- 9	0- 0	0- 0	NON-CONFERENCE	0- 1	0- 2	1- 6			
0- 3	0- 0	0- 0	HOME	0- 0	0- 1	0- 2			
1- 5	0- 0	0- 0	AWAY	0- 1	0- 1	1- 3			
0- 1	0- 0	0- 0	NEUTRAL	0- 0	0- 0	0- 1			
3- 3	0- 0	0- 0	CONFERENCE	0- 0	0- 0	3- 3			
2- 1	0- 0	0- 0	HOME	0- 0	0- 0	2- 1			
1- 2	0- 0	0- 0	AWAY	0- 0	0- 0	1- 2			
0- 0	0- 0	0- 0	NEUTRAL	0- 0	0- 0	0- 0			

RPI 1-25				RPI 26-50				RPI 51-100				RPI 101+				Team's RPI: 315
RPI	S	Opponent	Score	RPI	S	Opponent	Score	RPI	S	Opponent	Score	RPI	S	Opponent	Score	
								70	A	Seton Hall I	40 95	105	H	Yale	41 74	
												130	A	Fordham	59 80	
												167	A	Stony Brook	45 70	
												212	A	Sacred Heart	64 72	
												212	H	Sacred Heart	68 80	
												241	H	Mt. St. Mary's	92 76	
												261	N	Siena	71 74	
												269	A	Vermont	54 56	
												275	A	St. Francis Brooklyn	61 76	
												287	H	Army West Point	46 61	
												291	A	Central Conn. St.	75 63	
												298	A	Saint Peter's	57 69	
												327	H	Lafayette	43 66	
												346	A	Longwood	86 60	
												347	H	Fairleigh Dickinson	71 59	
LAST 12 Division I GAMES:																
291	A	Central Conn. St.	75 63	261	N	Siena	71 74									
275	A	St. Francis Brooklyn	61 76	212	A	Sacred Heart	64 72									
167	A	Stony Brook	45 70	241	H	Mt. St. Mary's	92 76									
287	H	Army West Point	46 61	347	H	Fairleigh Dickinson	71 59									
298	A	Saint Peter's	57 69	212	H	Sacred Heart	68 80									
105	H	Yale	41 74	269	A	Vermont	54 56									

Non-Div I Games: Staten Island 86 59

Wagner

Average RPI Win:	187	WON-LOST	WINNING	LAST 10	STRENGTH OF	OPP. STRENGTH	TEAM	ADJ.	CONF.	ADJ CONF.
Average RPI Loss:	76	RECORD	PCT. RANK	GAMES	SCHEDULE	OF SCHEDULE	RPI	RPI	RPI	RPI
DIV. I ONLY	9- 10	183	4-6	26	112	121	121	1	1	
DIV. I NON-CONF.	9- 4	85	0- 0	74	311	82	82	1	1	

TOTALS	RPI 1-25	RPI 26-50	W-L RECORDS	RPI 51-100	RPI 101-150	RPI 150+				
9- 10	0- 2	0- 4	OVERALL	1- 1	2- 1	6- 2				
7- 5	0- 1	0- 2	HOME	1- 1	2- 0	4- 1				
1- 5	0- 1	0- 2	AWAY	0- 0	0- 1	1- 1				
1- 0	0- 0	0- 0	NEUTRAL	0- 0	0- 0	1- 0				
9- 4	0- 0	0- 1	NON-CONFERENCE	1- 0	2- 1	6- 2				
7- 2	0- 0	0- 1	HOME	1- 0	2- 0	4- 1				
1- 2	0- 0	0- 0	AWAY	0- 0	0- 1	1- 1				
1- 0	0- 0	0- 0	NEUTRAL	0- 0	0- 0	1- 0				
0- 6	0- 2	0- 3	CONFERENCE	0- 1	0- 0	0- 0				
0- 3	0- 1	0- 1	HOME	0- 1	0- 0	0- 0				
0- 3	0- 1	0- 2	AWAY	0- 0	0- 0	0- 0				
0- 0	0- 0	0- 0	NEUTRAL	0- 0	0- 0	0- 0				

RPI 1-25				RPI 26-50				RPI 51-100				RPI 101+				Team's RPI: 121
RPI	S	Opponent	Score	RPI	S	Opponent	Score	RPI	S	Opponent	Score	RPI	S	Opponent	Score	
1	A	Notre Dame	48 78	28	H	Indiana	73 87	55	H	James Madison	50 49	103	H	Towson	60 53	
5	H	Louisville	49 73	30	H	Miami (FL)	57 72	78	H	Boston College	64 65	111	H	St. John's (NY)	64 59	
				42	A	North Carolina	61 84					134	A	VCU	40 53	
				47	A	Duke	52 66					164	A	Charlotte	69 43	
												173	H	Mercer	69 54	
												181	H	Xavier	50 62	
												217	A	East Carolina	61 70	
												224	H	UMES	78 67	
												260	H	Norfolk St.	63 61	
												278	H	Richmond	62 48	
												312	N	South Carolina St.	58 44	

LAST 12 Division I GAMES:																
				30	H	Miami (FL)	57 72	47	A	Duke	52 66					
				260	H	Norfolk St.	63 61	5	H	Louisville	49 73					
				312	N	South Carolina St.	58 44	42	A	North Carolina	61 84					
				55	H	James Madison	50 49	1	A	Notre Dame	48 78					
				224	H	UMES	78 67	78	H	Boston College	64 65					
				164	A	Charlotte	69 43	111	H	St. John's (NY)	64 59					

Non-Div I Games:

Wake Forest

Average RPI Win:	178	WON-LOST	WINNING	LAST 10	STRENGTH OF	OPP. STRENGTH	TEAM	ADJ.	CONF.	ADJ CONF.
Average RPI Loss:	51	RECORD	PCT. RANK	GAMES	SCHEDULE	OF SCHEDULE	RPI	RPI	RPI	RPI
DIV. I ONLY	8- 11	218	2-8	14	67	108	108	2	2	
DIV. I NON-CONF.	7- 5	132	0- 1	73	144	106	106	2	2	

TOTALS	RPI 1-25	RPI 26-50	W-L RECORDS	RPI 51-100	RPI 101-150	RPI 150+				
8- 11	0- 3	1- 3	OVERALL	0- 4	2- 1	5- 0				
6- 4	0- 1	0- 1	HOME	0- 2	2- 0	4- 0				
1- 5	0- 2	0- 2	AWAY	0- 1	0- 0	1- 0				
1- 2	0- 0	1- 0	NEUTRAL	0- 1	0- 1	0- 0				
7- 5	0- 1	1- 0	NON-CONFERENCE	0- 3	1- 1	5- 0				
5- 2	0- 1	0- 0	HOME	0- 1	1- 0	4- 0				
1- 1	0- 0	0- 0	AWAY	0- 1	0- 0	1- 0				
1- 2	0- 0	1- 0	NEUTRAL	0- 1	0- 1	0- 0				
1- 6	0- 2	0- 3	CONFERENCE	0- 1	1- 0	0- 0				
1- 2	0- 0	0- 1	HOME	0- 1	1- 0	0- 0				
0- 4	0- 2	0- 2	AWAY	0- 0	0- 0	0- 0				
0- 0	0- 0	0- 0	NEUTRAL	0- 0	0- 0	0- 0				

RPI 1-25				RPI 26-50				RPI 51-100				RPI 101+ Team's RPI: 108			
RPI	S	Opponent	Score	RPI	S	Opponent	Score	RPI	S	Opponent	Score	RPI	S	Opponent	Score
3	A	Oregon	71 84	33	A	Cal i forn i a	70 79	60	H	Bo i se St.	69 73	109	H	Oh i o St.	69 59
4	A	Stanford	54 91	40	A	Oregon St.	67 78	62	N	Mi ch i gan	73 80	124	H	Col orado	68 58
8	H	Mi ssi ssi ppi St.	56 103	41	H	Utah	43 58	88	A	Tul ane	51 63	130	N	Fordham	57 65
				47	N	Duke	71 64	93	H	Washi ngton St.	76 79	151	H	Montana	69 54
												196	H	George Mason	81 52
												205	H	Cal St. Fullerton	83 74
												254	H	Northern Ariz.	81 59
												338	A	Seattle U	69 58

LAST 12 Di vi si on I GAMES:															
41	H	Utah	43 58	60	H	Bo i se St.	69 73	130	N	Fordham	57 65	33	A	Cal i forn i a	70 79
124	H	Col orado	68 58	62	N	Mi ch i gan	73 80	4	A	Stanford	54 91	151	H	Montana	69 54
40	A	Oregon St.	67 78	130	N	Fordham	57 65								
3	A	Oregon	71 84												
93	H	Washi ngton St.	76 79												
8	H	Mi ssi ssi ppi St.	56 103												

Non-Di v I Games:

Washi ngton

Average RPI Win: 155		WON-LOST	WINNING	LAST 10	STRENGTH OF		OPP. STRENGTH	TEAM	ADJ.	CONF.	ADJ CONF.
Loss: 59		RECORD	PCT. RANK	GAMES	SCHEDULE		OF SCHEDULE	RPI	RPI	RPI	RPI
DIV. I ONLY		7- 11	233	3-7	8		45	93	93	2	2
DIV. I NON-CONF.		5- 6	177	1- 0	66		86	157	157	2	2
TOTALS		RPI 1-25	RPI 26-50	W-L RECORDS		RPI 51-100	RPI 101-150	RPI 150+			
7- 11	0- 3	0- 4		OVERALL		2- 2	2- 0	3- 2			
4- 4	0- 0	0- 2		HOME		2- 1	1- 0	1- 1			
1- 6	0- 3	0- 2		AWAY		0- 0	1- 0	0- 1			
2- 1	0- 0	0- 0		NEUTRAL		0- 1	0- 0	2- 0			
5- 6	0- 1	0- 1		NON-CONFERENCE		2- 2	0- 0	3- 2			
3- 3	0- 0	0- 1		HOME		2- 1	0- 0	1- 1			
0- 2	0- 1	0- 0		AWAY		0- 0	0- 0	0- 1			
2- 1	0- 0	0- 0		NEUTRAL		0- 1	0- 0	2- 0			
2- 5	0- 2	0- 3		CONFERENCE		0- 0	2- 0	0- 0			
1- 1	0- 0	0- 1		HOME		0- 0	1- 0	0- 0			
1- 4	0- 2	0- 2		AWAY		0- 0	1- 0	0- 0			
0- 0	0- 0	0- 0		NEUTRAL		0- 0	0- 0	0- 0			

RPI 1-25				RPI 26-50				RPI 51-100				RPI 101+			
RPI	S	Opponent	Score	RPI	S	Opponent	Score	RPI	S	Opponent	Score	RPI	S	Opponent	Score
3	A	Oregon	58 98	33	A	Cal i forn i a	63 77	60	H	Bo i se St.	95 71	108	A	Washi ngton	79 76
4	A	Stanford	64 85	40	A	Oregon St.	69 76	66	N	Kansas	63 71	124	H	Col orado	74 48
15	A	Gonzaga	53 76	41	H	Utah	68 72	84	H	UC Davi s	62 75	157	H	Utah St.	61 72
				45	H	Sai nt Mary' s (CA)	64 70	85	H	Nebraska	87 84	159	A	CSUN	52 65
												202	N	Jacksonville St.	64 51
												236	H	San Franci sco	91 61
												273	N	Wi chi ta St.	85 59
LAST 12 Division I GAMES:															
				41	H	Utah	68 72	273	N	Wi chi ta St.	85 59				
				3	A	Oregon	58 98	202	N	Jacksonville St.	64 51				
				40	A	Oregon St.	69 76	4	A	Stanford	64 85				
				108	A	Washi ngton	79 76	33	A	Cal i forn i a	63 77				
				66	N	Kansas	63 71	124	H	Col orado	74 48				
				15	A	Gonzaga	53 76	60	H	Bo i se St.	95 71				

Non-Div I Games:

Washington St.

Average RPI Win:	225	WON-LOST	WINNING	LAST 10	STRENGTH OF	OPP. STRENGTH	TEAM	ADJ.	CONF.	ADJ CONF.
Average RPI Loss:	167	RECORD	PCT. RANK	GAMES	SCHEDULE	OF SCHEDULE	RPI	RPI	RPI	RPI
DIV. I ONLY	3- 14	316	1-9	252	174	311	311	16	16	
DIV. I NON-CONF.	2- 7	288	0- 0	282	185	309	309	12	12	

TOTALS	RPI 1-25	RPI 26-50	W-L RECORDS	RPI 51-100	RPI 101-150	RPI 150+				
3- 14	0- 0	0- 1	OVERALL	0- 0	1- 5	2- 8				
1- 7	0- 0	0- 0	HOME	0- 0	0- 4	1- 3				
2- 6	0- 0	0- 1	AWAY	0- 0	1- 0	1- 5				
0- 1	0- 0	0- 0	NEUTRAL	0- 0	0- 1	0- 0				
2- 7	0- 0	0- 1	NON-CONFERENCE	0- 0	0- 2	2- 4				
1- 2	0- 0	0- 0	HOME	0- 0	0- 1	1- 1				
1- 4	0- 0	0- 1	AWAY	0- 0	0- 0	1- 3				
0- 1	0- 0	0- 0	NEUTRAL	0- 0	0- 1	0- 0				
1- 7	0- 0	0- 0	CONFERENCE	0- 0	1- 3	0- 4				
0- 5	0- 0	0- 0	HOME	0- 0	0- 3	0- 2				
1- 2	0- 0	0- 0	AWAY	0- 0	1- 0	0- 2				
0- 0	0- 0	0- 0	NEUTRAL	0- 0	0- 0	0- 0				

RPI	S	Opponent	Score	RPI	S	Opponent	Score	RPI	S	Opponent	Score	RPI	S	Opponent	Score	Team's RPI: 311
41	A	Utah	56	77								106	A	Northern Colo.	55	54
												107	H	Idaho St.	57	70
												127	H	Idaho	74	79
												134	N	VCU	36	64
												140	H	Portland St.	59	77
												145	H	Portland	73	89
												153	H	Montana St.	59	66
												160	A	Pepperdi ne	47	68
												174	H	Eastern Wash.	58	64
												184	H	UC Ri versi de	39	71
												220	A	Southern Utah	79	84
												239	A	Utah Valley	59	65
												254	A	Northern Ari z.	64	74
												262	A	UTSA	59	66
												266	H	UTEP	68	63
												304	A	Incarnate Word	72	64
LAST 12 Division I GAMES:																
254	A	Northern Ari z.	64	74	153	H	Montana St.	59	66							
127	H	Idaho	74	79	106	A	Northern Colo.	55	54							
174	H	Eastern Wash.	58	64	140	H	Portland St.	59	77							
184	H	UC Ri versi de	39	71	107	H	Idaho St.	57	70							
239	A	Utah Valley	59	65	220	A	Southern Utah	79	84							
41	A	Utah	56	77	160	A	Pepperdi ne	47	68							

Non-Div I Games: La Verne 105 43

Weber St.

Average RPI Win:	208	WON-LOST	WINNING	LAST 10	STRENGTH OF	OPP. STRENGTH	TEAM	ADJ.	CONF.	ADJ CONF.
Average RPI Loss:	27	RECORD	PCT. RANK	GAMES	SCHEDULE	OF SCHEDULE	RPI	RPI	RPI	RPI
DIV. I ONLY	13- 5	55	7-3	170	41	97	97	3	3	
DIV. I NON-CONF.	9- 2	43	1- 0	333	114	184	184	3	3	

TOTALS	RPI 1-25	RPI 26-50	W-L RECORDS	RPI 51-100	RPI 101-150	RPI 150+				
13- 5	1- 3	0- 1	OVERALL	1- 1	3- 0	8- 0				
10- 2	1- 1	0- 1	HOME	1- 0	1- 0	7- 0				
2- 2	0- 1	0- 0	AWAY	0- 1	2- 0	0- 0				
1- 1	0- 1	0- 0	NEUTRAL	0- 0	0- 0	1- 0				
9- 2	0- 1	0- 1	NON-CONFERENCE	0- 0	2- 0	7- 0				
7- 1	0- 0	0- 1	HOME	0- 0	1- 0	6- 0				
1- 0	0- 0	0- 0	AWAY	0- 0	1- 0	0- 0				
1- 1	0- 1	0- 0	NEUTRAL	0- 0	0- 0	1- 0				
4- 3	1- 2	0- 0	CONFERENCE	1- 1	1- 0	1- 0				
3- 1	1- 1	0- 0	HOME	1- 0	0- 0	1- 0				
1- 2	0- 1	0- 0	AWAY	0- 1	1- 0	0- 0				
0- 0	0- 0	0- 0	NEUTRAL	0- 0	0- 0	0- 0				

RPI 1-25				RPI 26-50				RPI 51-100				Team's RPI: 97				RPI 101+			
RPI	S	Opponent	Score	RPI	S	Opponent	Score	RPI	S	Opponent	Score					RPI	S	Opponent	Score
2	A	Bayl or	47 79	37	H	Missouri	51 68	63	A	TCU	48 62					103	H	Towson	90 43
10	N	Iowa	81 84					68	H	Okl ahoma St.	67 58					114	A	Pittsburgh	77 43
12	H	Iowa St.	73 64													143	A	Okl ahoma	66 55
24	H	Texas	58 70													158	H	Texas Tech	68 65
																234	H	Niagara	84 32
																280	H	Bryant	94 48
																302	H	Coppin St.	78 37
																317	H	NJIT	95 50
																320	H	Morgan St.	72 37
																324	H	Eastern Ky.	78 29
																324	N	Eastern Ky.	81 39
LAST 12 Division I GAMES:																			
68	H	Oklahoma St.	67 58	324	N	Eastern Ky.	81 39	158	H	Texas Tech	68 65	2	A	Bayl or	47 79				
24	H	Texas	58 70	12	H	Iowa St.	73 64	143	A	Oklahoma	66 55								
63	A	TCU	48 62	103	H	Towson	90 43	324	H	Eastern Ky.	78 29								
234	H	Niagara	84 32	320	H	Morgan St.	72 37												

Non-Div I Games:

West Virginia

Average RPI Win:	309	WON-LOST	WINNING	LAST 10	STRENGTH OF	OPP. STRENGTH	TEAM	ADJ.	CONF.	ADJ CONF.
Average RPI Loss:	203	RECORD	PCT. RANK	GAMES	SCHEDULE	OF SCHEDULE	RPI	RPI	RPI	RPI
DIV. I ONLY	2- 15	336	3-7	189	348	328	328	24	24	
DIV. I NON-CONF.	2- 11	316	0- 0	168	344	307	307	25	25	

TOTALS	RPI 1-25	RPI 26-50	W-L RECORDS	RPI 51-100	RPI 101-150	RPI 150+				
2- 15	0- 1	0- 1	OVERALL	0- 0	0- 1	2- 12				
1- 6	0- 0	0- 0	HOME	0- 0	0- 0	1- 6				
1- 8	0- 1	0- 1	AWAY	0- 0	0- 1	1- 5				
0- 1	0- 0	0- 0	NEUTRAL	0- 0	0- 0	0- 1				
2- 11	0- 1	0- 1	NON-CONFERENCE	0- 0	0- 1	2- 8				
1- 4	0- 0	0- 0	HOME	0- 0	0- 0	1- 4				
1- 6	0- 1	0- 1	AWAY	0- 0	0- 1	1- 3				
0- 1	0- 0	0- 0	NEUTRAL	0- 0	0- 0	0- 1				
0- 4	0- 0	0- 0	CONFERENCE	0- 0	0- 0	0- 4				
0- 2	0- 0	0- 0	HOME	0- 0	0- 0	0- 2				
0- 2	0- 0	0- 0	AWAY	0- 0	0- 0	0- 2				
0- 0	0- 0	0- 0	NEUTRAL	0- 0	0- 0	0- 0				

RPI 1-25				RPI 26-50				RPI 51-100				RPI 101+ Team's RPI: 328			
RPI	S	Opponent	Score	RPI	S	Opponent	Score	RPI	S	Opponent	Score	RPI	S	Opponent	Score
19	A	Kentucky	39 99	36	A	Georgi a Tech	49 84					113	A	Tennessee Tech	58 77
												154	N	North Ala.	66 89
												173	H	Mercer	67 69
												200	A	UNC Asheville	49 74
												215	A	Coastal Caro.	59 77
												222	H	Samford	42 75
												238	H	Campbel l	37 63
												247	H	Gardner-Webb	52 62
												250	A	Furman	55 65
												270	H	N. C. A&T	51 69
												272	A	Wofford	65 91
												277	A	Winthrop	65 57
												312	H	South Carolina St.	39 54
												317	A	NJIT	71 79
												341	H	USC Upstate	68 64

LAST 12 Division I GAMES:															
312	H	South Carolina St.	39 54	222	H	Samford	42 75								
277	A	Winthrop	65 57	173	H	Mercer	67 69								
19	A	Kentucky	39 99	250	A	Furman	55 65								
341	H	USC Upstate	68 64	272	A	Wofford	65 91								
270	H	N. C. A&T	51 69	247	H	Gardner-Webb	52 62								
154	N	North Ala.	66 89	317	A	NJIT	71 79								

Non-Div I Games: North Greenville 71 44 Young Harris 63 54

Western Caro.

Average RPI Win:	264	WON-LOST	WINNING	LAST 10	STRENGTH OF	OPP. STRENGTH	TEAM	ADJ.	CONF.	ADJ CONF.
Average RPI Loss:	134	RECORD	PCT. RANK	GAMES	SCHEDULE	OF SCHEDULE	RPI	RPI	RPI	RPI
DIV. I ONLY	6- 12	255	5-5	169	191	240	240	18	18	
DIV. I NON-CONF.	2- 9	297	0- 0	76	167	245	245	16	16	
<hr/>										
TOTALS	RPI 1-25	RPI 26-50	W-L RECORDS	RPI 51-100	RPI 101-150	RPI 150+				
6- 12	0- 2	0- 3	OVERALL	0- 0	1- 1	5- 6				
4- 3	0- 1	0- 2	HOME	0- 0	1- 0	3- 0				
1- 6	0- 1	0- 1	AWAY	0- 0	0- 0	1- 4				
1- 3	0- 0	0- 0	NEUTRAL	0- 0	0- 1	1- 2				
2- 9	0- 2	0- 2	NON-CONFERENCE	0- 0	0- 1	2- 4				
1- 2	0- 1	0- 1	HOME	0- 0	0- 0	1- 0				
0- 4	0- 1	0- 1	AWAY	0- 0	0- 0	0- 2				
1- 3	0- 0	0- 0	NEUTRAL	0- 0	0- 1	1- 2				
4- 3	0- 0	0- 1	CONFERENCE	0- 0	1- 0	3- 2				
3- 1	0- 0	0- 1	HOME	0- 0	1- 0	2- 0				
1- 2	0- 0	0- 0	AWAY	0- 0	0- 0	1- 2				
0- 0	0- 0	0- 0	NEUTRAL	0- 0	0- 0	0- 0				

RPI 1-25				RPI 26-50				RPI 51-100				RPI 101+ Team's RPI: 240			
RPI	S	Opponent	Score	RPI	S	Opponent	Score	RPI	S	Opponent	Score	RPI	S	Opponent	Score
14	H	Drake	71 98	27	A	Purdue	60 81					112	N	Northern Ill.	61 86
23	A	Butler	51 92	32	H	South Dakota St.	84 93					150	H	Denver	87 78
				37	H	Missouri	64 89					168	A	Oral Roberts	64 68
												170	A	Bradley	68 82
												201	A	Southeast Mo. St.	71 81
												223	A	North Dakota	92 80
												250	N	Furman	85 78
												251	N	Eastern Ill.	62 64
												266	N	UTEP	72 84
												303	A	North Dakota St.	60 68
												307	H	Austin Peay	77 72
												318	H	Omaha	78 70
												335	H	Purdue Fort Wayne	73 59
<hr/>															
LAST 12 Division I GAMES:															
150	H	Denver	87 78	335	H	Purdue Fort Wayne	73 59								
32	H	South Dakota St.	84 93	318	H	Omaha	78 70								
250	N	Furman	85 78	223	A	North Dakota	92 80								
266	N	UTEP	72 84	303	A	North Dakota St.	60 68								
112	N	Northern Ill.	61 86	168	A	Oral Roberts	64 68								
251	N	Eastern Ill.	62 64	170	A	Bradley	68 82								

Non-Div I Games: MacMurray 136 39 William Woods 81 73

Western III.

Average RPI Win:	208	WON-LOST	WINNING	LAST 10	STRENGTH OF	OPP. STRENGTH	TEAM	ADJ.	CONF.	ADJ CONF.
Average RPI Loss:	67	RECORD	PCT. RANK	GAMES	SCHEDULE	OF SCHEDULE	RPI	RPI	RPI	RPI
DIV. I ONLY	9- 9	163	7-3	81	18	125	125	15	15	
DIV. I NON-CONF.	4- 8	241	0- 1	35	3	132	132	18	18	

TOTALS	RPI 1-25	RPI 26-50	W-L RECORDS	RPI 51-100	RPI 101-150	RPI 150+				
9- 9	0- 5	0- 1	OVERALL	2- 0	0- 1	7- 2				
5- 4	0- 2	0- 0	HOME	1- 0	0- 0	4- 2				
3- 3	0- 2	0- 0	AWAY	1- 0	0- 1	2- 0				
1- 2	0- 1	0- 1	NEUTRAL	0- 0	0- 0	1- 0				
4- 8	0- 5	0- 1	NON-CONFERENCE	1- 0	0- 1	3- 1				
2- 3	0- 2	0- 0	HOME	0- 0	0- 0	2- 1				
1- 3	0- 2	0- 0	AWAY	1- 0	0- 1	0- 0				
1- 2	0- 1	0- 1	NEUTRAL	0- 0	0- 0	1- 0				
5- 1	0- 0	0- 0	CONFERENCE	1- 0	0- 0	4- 1				
3- 1	0- 0	0- 0	HOME	1- 0	0- 0	2- 1				
2- 0	0- 0	0- 0	AWAY	0- 0	0- 0	2- 0				
0- 0	0- 0	0- 0	NEUTRAL	0- 0	0- 0	0- 0				

Western Ky.

RPI	S	Opponent	Score
1	A	Notre Dame	53 94
5	H	Louisville	80 102
10	H	Iowa	67 104
15	N	Gonzaga	55 76
22	A	Central Mich.	90 108

RPI	S	Opponent	Score
40	N	Oregon St.	60 74

RPI	S	Opponent	Score
58	H	Old Dominion	75 60
92	A	Little Rock	68 56

RPI	S	Opponent	Score
143	A	Oklahoma	83 90
163	H	Southern Ill.	83 76
164	H	Charlotte	76 58
175	H	Ball St.	83 86
191	H	Southern Miss.	56 69
230	H	Marshall	85 55
258	N	ETSU	82 68
283	A	Fla. Atlantic	81 50
308	A	FIU	94 82
320	H	Morgan St.	90 43

Western Ky.

LAST 12 Division I GAMES:

230	H	Marshall	85 55	15	N	Gonzaga	55 76
58	H	Old Dominion	75 60	258	N	ETSU	82 68
164	H	Charlotte	76 58	191	H	Southern Miss.	56 69
1	A	Notre Dame	53 94	283	A	Fla. Atlantic	81 50
175	H	Ball St.	83 86	308	A	FIU	94 82
92	A	Little Rock	68 56	320	H	Morgan St.	90 43

Non-Div I Games: Union (TN) 77 65 Bel Air mi ne 95 57

Western Ky.

Loss, Non-Conf, S Site, H Home A Away N Neutral

Average RPI Win:	309	WON-LOST	WINNING	LAST 10	STRENGTH OF	OPP. STRENGTH	TEAM	ADJ.	CONF.	ADJ CONF.
Average RPI Loss:	152	RECORD	PCT. RANK	GAMES	SCHEDULE	OF SCHEDULE	RPI	RPI	RPI	RPI
DIV. I ONLY	6- 9	229	5-5	322	235	290	290	8	8	
DIV. I NON-CONF.	5- 5	162	0- 0	349	266	329	329	8	8	

TOTALS	RPI 1-25	RPI 26-50	W-L RECORDS	RPI 51-100	RPI 101-150	RPI 150+				
6- 9	0- 0	0- 1	OVERALL	0- 2	0- 0	6- 6				
2- 6	0- 0	0- 1	HOME	0- 2	0- 0	2- 3				
3- 2	0- 0	0- 0	AWAY	0- 0	0- 0	3- 2				
1- 1	0- 0	0- 0	NEUTRAL	0- 0	0- 0	1- 1				
5- 5	0- 0	0- 0	NON-CONFERENCE	0- 1	0- 0	5- 4				
2- 3	0- 0	0- 0	HOME	0- 1	0- 0	2- 2				
2- 1	0- 0	0- 0	AWAY	0- 0	0- 0	2- 1				
1- 1	0- 0	0- 0	NEUTRAL	0- 0	0- 0	1- 1				
1- 4	0- 0	0- 1	CONFERENCE	0- 1	0- 0	1- 2				
0- 3	0- 0	0- 1	HOME	0- 1	0- 0	0- 1				
1- 1	0- 0	0- 0	AWAY	0- 0	0- 0	1- 1				
0- 0	0- 0	0- 0	NEUTRAL	0- 0	0- 0	0- 0				

RPI	S	Opponent	Score	RPI	S	Opponent	Score	RPI	S	Opponent	Score	RPI	S	Opponent	Score
				35	H	Buffal o	59 61	62	H	Mi chi gan	42 79	179	H	Akron	59 72
								77	H	Tol edo	57 80	180	H	New Mexico St.	54 66
												186	A	Eastern Mi ch.	61 64
												203	A	Ole Miss	66 69
												223	N	North Dakota	50 62
												226	H	Loyol a Chi cago	53 64
												235	A	Bowl ing Green	84 82
												283	A	Fla. Atlantic	69 59
												324	H	Eastern Ky.	64 53
												330	A	Detroit Mercy	54 44
												335	H	Purdue Fort Wayne	69 61
												345	N	Flori da A&M	69 50
LAST 12 Division I GAMES:															
345	N	Florida A&M	69 50	35	H	Buffal o	59 61	77	H	Tol edo	57 80	186	A	Eastern Mi ch.	61 64
223	N	North Dakota	50 62	77	H	Tol edo	57 80	179	H	Akron	59 72	235	A	Bowl ing Green	84 82
283	A	Fla. Atlantic	69 59	186	A	Eastern Mi ch.	61 64	203	A	Ole Miss	66 69				
330	A	Detroit Mercy	54 44												
226	H	Loyol a Chi cago	53 64												
324	H	Eastern Ky.	64 53												

Non-Div I Games: Saginaw Valley 75 51

Western Mich.

Average RPI Win:	234	WON-LOST	WINNING	LAST 10	STRENGTH OF	OPP. STRENGTH	TEAM	ADJ.	CONF.	ADJ CONF.
Average RPI Loss:	121	RECORD	PCT. RANK	GAMES	SCHEDULE	OF SCHEDULE	RPI	RPI	RPI	RPI
DIV. I ONLY	7- 11	233	2-8	213	155	273	273	9	9	
DIV. I NON-CONF.	7- 6	153	0- 1	195	179	231	231	9	9	

TOTALS	RPI 1-25	RPI 26-50	W-L RECORDS	RPI 51-100	RPI 101-150	RPI 150+				
7- 11	0- 0	0- 1	OVERALL	1- 4	1- 3	5- 3				
7- 5	0- 0	0- 0	HOME	1- 2	1- 2	5- 1				
0- 3	0- 0	0- 0	AWAY	0- 0	0- 1	0- 2				
0- 3	0- 0	0- 1	NEUTRAL	0- 2	0- 0	0- 0				
7- 6	0- 0	0- 1	NON-CONFERENCE	1- 4	1- 1	5- 0				
7- 3	0- 0	0- 0	HOME	1- 2	1- 1	5- 0				
0- 0	0- 0	0- 0	AWAY	0- 0	0- 0	0- 0				
0- 3	0- 0	0- 1	NEUTRAL	0- 2	0- 0	0- 0				
0- 5	0- 0	0- 0	CONFERENCE	0- 0	0- 2	0- 3				
0- 2	0- 0	0- 0	HOME	0- 0	0- 1	0- 1				
0- 3	0- 0	0- 0	AWAY	0- 0	0- 1	0- 2				
0- 0	0- 0	0- 0	NEUTRAL	0- 0	0- 0	0- 0				

RPI 1-25				RPI 26-50				RPI 51-100				RPI 101+ Team' s RPI : 273			
RPI	S	Opponent	Score	RPI	S	Opponent	Score	RPI	S	Opponent	Score	RPI	S	Opponent	Score
				30	N	South Dakota	64 73	67	H	Creighton	71 83	113	H	Tennessee Tech	45 55
								68	H	Oklahoma St.	47 60	116	H	Houston	58 66
								69	N	Northwestern	43 65	129	A	Tulsa	49 63
								93	N	Washington St.	59 85	144	H	Louisiana Tech	70 56
								94	H	Missouri St.	63 60	161	H	Grambling	70 61
												209	A	SMU	50 78
												217	A	East Carolina	56 78
												225	H	Memphis	50 71
												229	H	Sam Houston St.	63 55
												331	H	Houston Baptist	68 50
												339	H	Savannah St.	66 50
												342	H	Ark. -Pine Bluff	76 39
LAST 12 Division I GAMES:															
129	A	Tulsa	49 63	93	N	Washington St.	59 85	116	H	Houston	58 66				
339	H	Savannah St.	66 50	209	A	SMU	50 78	225	H	Memphis	50 71				
69	N	Northwestern	43 65	217	A	East Carolina	56 78	229	H	Sam Houston St.	63 55				
161	H	Grambling	70 61	68	H	Oklahoma St.	47 60								
67	H	Creighton	71 83												
113	H	Tennessee Tech	45 55												

Non-Div I Games:

Wichita St.

Average RPI Win:	233	WON-LOST	WINNING	LAST 10	STRENGTH OF	OPP. STRENGTH	TEAM	ADJ.	CONF.	ADJ CONF.
Average RPI Loss:	129	RECORD	PCT. RANK	GAMES	SCHEDULE	OF SCHEDULE	RPI	RPI	RPI	RPI
DIV. I ONLY	10- 6	108	7-3	202	231	148	148	10	10	
DIV. I NON-CONF.	7- 4	109	0- 0	222	263	135	135	13	13	

TOTALS	RPI 1-25	RPI 26-50	W-L RECORDS	RPI 51-100	RPI 101-150	RPI 150+				
10- 6	0- 0	0- 0	OVERALL	0- 3	1- 2	9- 1				
6- 2	0- 0	0- 0	HOME	0- 0	1- 1	5- 1				
4- 4	0- 0	0- 0	AWAY	0- 3	0- 1	4- 0				
0- 0	0- 0	0- 0	NEUTRAL	0- 0	0- 0	0- 0				
7- 4	0- 0	0- 0	NON-CONFERENCE	0- 2	0- 2	7- 0				
4- 1	0- 0	0- 0	HOME	0- 0	0- 1	4- 0				
3- 3	0- 0	0- 0	AWAY	0- 2	0- 1	3- 0				
0- 0	0- 0	0- 0	NEUTRAL	0- 0	0- 0	0- 0				
3- 2	0- 0	0- 0	CONFERENCE	0- 1	1- 0	2- 1				
2- 1	0- 0	0- 0	HOME	0- 0	1- 0	1- 1				
1- 1	0- 0	0- 0	AWAY	0- 1	0- 0	1- 0				
0- 0	0- 0	0- 0	NEUTRAL	0- 0	0- 0	0- 0				

RPI 1-25				RPI 26-50				RPI 51-100				RPI 101+ Team's RPI: 148			
RPI	S	Opponent	Score	RPI	S	Opponent	Score	RPI	S	Opponent	Score	RPI	S	Opponent	Score
								51	A	Northeastern	74 88	117	H	UNCW	70 64
								58	A	Old Dominion	69 83	134	H	VCU	55 72
								100	A	Hartford	45 50	141	A	Davidsen	65 76
												189	H	George Washington	73 59
												190	H	Elon	65 60
												217	H	East Carolina	63 43
												221	H	Howard	88 75
												260	A	Norfolk St.	55 44
												264	A	Hofstra	60 55
												278	H	Richmond	65 55
												292	H	Col. of Charleston	54 66
												295	A	Loyola Maryland	65 49
												301	A	Fairfield	60 54
LAST 12 Division I GAMES:															
189	H	George Washington	73 59	190	H	Elon	65 60	292	H	Col. of Charleston	54 66				
260	A	Norfolk St.	55 44	117	H	UNCW	70 64	51	A	Northeastern	74 88				
58	A	Old Dominion	69 83	264	A	Hofstra	60 55	217	H	East Carolina	63 43				
278	H	Richmond	65 55												
301	A	Fairfield	60 54												
100	A	Hartford	45 50												

Non-Div I Games:

William & Mary

Average RPI Win:	289	WON-LOST	WINNING	LAST 10	STRENGTH OF	OPP. STRENGTH	TEAM	ADJ.	CONF.	ADJ CONF.
Average RPI Loss:	213	RECORD	PCT. RANK	GAMES	SCHEDULE	OF SCHEDULE	RPI	RPI	RPI	RPI
DIV. I ONLY	8- 9	190	5-5	334	338	277	277	28	28	
DIV. I NON-CONF.	4- 6	212	0- 0	327	326	280	280	29	29	

TOTALS	RPI 1-25	RPI 26-50	W-L RECORDS	RPI 51-100	RPI 101-150	RPI 150+				
8- 9	0- 0	0- 0	OVERALL	0- 1	0- 2	8- 6				
4- 3	0- 0	0- 0	HOME	0- 0	0- 0	4- 3				
4- 6	0- 0	0- 0	AWAY	0- 1	0- 2	4- 3				
0- 0	0- 0	0- 0	NEUTRAL	0- 0	0- 0	0- 0				
4- 6	0- 0	0- 0	NON-CONFERENCE	0- 1	0- 1	4- 4				
2- 1	0- 0	0- 0	HOME	0- 0	0- 0	2- 1				
2- 5	0- 0	0- 0	AWAY	0- 1	0- 1	2- 3				
0- 0	0- 0	0- 0	NEUTRAL	0- 0	0- 0	0- 0				
4- 3	0- 0	0- 0	CONFERENCE	0- 0	0- 1	4- 2				
2- 2	0- 0	0- 0	HOME	0- 0	0- 0	2- 2				
2- 1	0- 0	0- 0	AWAY	0- 0	0- 1	2- 0				
0- 0	0- 0	0- 0	NEUTRAL	0- 0	0- 0	0- 0				

RPI 1-25				RPI 26-50				RPI 51-100				RPI 101+				Team's RPI: 277	
RPI	S	Opponent	Score	RPI	S	Opponent	Score	RPI	S	Opponent	Score	RPI	S	Opponent	Score		
								55	A	James Madison	39	56	118	A	Georgia	39	85
												146	A	Radford	49	70	
												177	A	Wisconsin	41	76	
												190	H	Elon	58	57	
												194	H	Hampton	63	84	
												238	A	Campbell	59	46	
												247	A	Gardner-Webb	64	62	
												272	A	Wofford	53	70	
												284	A	Ga. Southern	55	64	
												292	A	Col. of Charleston	71	64	
												312	A	South Carolina St.	58	50	
												328	H	Western Caro.	57	65	
												336	H	Charleston So.	57	52	
												341	H	USC Upstate	50	76	
												346	H	Longwood	77	69	
												349	H	N.C. Central	66	41	

LAST 12 Division I GAMES:																	
336	H	Charleston So.	57	52	194	H	Hampton	63	84								
346	H	Longwood	77	69	247	A	Gardner-Webb	64	62								
328	H	Western Caro.	57	65	238	A	Campbell	59	46								
284	A	Ga. Southern	55	64	146	A	Radford	49	70								
190	H	Elon	58	57	341	H	USC Upstate	50	76								
312	A	South Carolina St.	58	50	292	A	Col. of Charleston	71	64								

Non-Div I Games: Newberry

63

67

Winthrop

W
i
s
c
o
n
s
i
n

Wisconsin					Through Games Of Jan. 24, 2019						
Average RPI	Win:	228	WON-LOST	WINNING	LAST 10	STRENGTH OF	OPP. STRENGTH	TEAM	ADJ.	CONF.	ADJ CONF.
Average RPI	Loss:	72	RECORD	PCT. RANK	GAMES	SCHEDULE	OF SCHEDULE	RPI	RPI	RPI	RPI
DIV. I ONLY	10- 10	163	3-7	143	101	177	177	4	4		
DIV. I NON-CONF.	9- 3	61	0- 0	289	222	160	160	5	5		

TOTALS	RPI 1-25		RPI 26-50		W-L RECORDS	RPI 51-100		RPI 101-150		RPI 150+	
10- 10	0- 1		1- 2		OVERALL	0- 5		2- 2		7- 0	
7- 4	0- 0		1- 2		HOME	0- 1		1- 1		5- 0	
1- 5	0- 1		0- 0		AWAY	0- 3		0- 1		1- 0	
2- 1	0- 0		0- 0		NEUTRAL	0- 1		1- 0		1- 0	
9- 3	0- 0		0- 1		NON-CONFERENCE	0- 2		2- 0		7- 0	
6- 1	0- 0		0- 1		HOME	0- 0		1- 0		5- 0	
1- 1	0- 0		0- 0		AWAY	0- 1		0- 0		1- 0	
2- 1	0- 0		0- 0		NEUTRAL	0- 1		1- 0		1- 0	
1- 7	0- 1		1- 1		CONFERENCE	0- 3		0- 2		0- 0	
1- 3	0- 0		1- 1		HOME	0- 1		0- 1		0- 0	
0- 4	0- 1		0- 0		AWAY	0- 2		0- 1		0- 0	
0- 0	0- 0		0- 0		NEUTRAL	0- 0		0- 0		0- 0	

RPI 1-25			RPI 26-50			RPI 51-100			RPI 101+ Team's RPI: 177		
RPI	S	Opponent	Score	RPI	S	Opponent	Score	RPI	S	Opponent	Score
10	A	Iowa	53 71	27	H	Purdue	76 69	54	N	Arkansas	68 69
				28	H	Indiana	68 75	65	A	Green Bay	46 55
				47	H	Duke	53 60	69	A	Northwestern	46 72
								96	A	Penn St.	64 71
								96	H	Penn St.	59 65

LAST 12 Division I GAMES:											
96	A	Penn St.	64 71	96	H	Penn St.	59 65	114	N	Pittsburgh	57 42
27	H	Purdue	76 69	69	A	Northwestern	46 72	128	A	Minnesota	56 74
128	A	Minnesota	56 74	128	H	Minnesota	50 78	128	H	Minnesota	50 78
343	H	Evansville	96 60	28	H	Indiana	68 75	142	H	IUPUI	65 64
344	H	Chicago St.	85 38	10	A	Iowa	53 71	193	A	Milwaukee	68 57
65	A	Green Bay	46 55	230	H	Marshall	67 49	230	H	Marshall	67 49
								277	H	Winthrop	76 41
								303	H	North Dakota St.	64 53
								309	N	Tennessee St.	58 53
								343	H	Evansville	96 60
								344	H	Chicago St.	85 38

W
i
s
c
o
n
s
i
n

Non-Div I Games:

Wisconsin

Average RPI Win: 299

Average RPI Loss: 178

WON-LOST
RECORDWINNING
PCT. RANKLAST 10
GAMESSTRENGTH OF
SCHEDULEOPP. STRENGTH
OF SCHEDULETEAM
RPIADJ.
RPICONF.
RPIADJ CONF.
RPIDIV. I ONLY
DIV. I NON-CONF.7- 9
5- 7210
2065-5
0- 0345
306208
280272
244272
24424
2524
25

TOTALS

RPI 1-25

RPI 26-50

W-L RECORDS

RPI 51-100

RPI 101-150

RPI 150+

7- 9
5- 0
2- 9
0- 00- 0
0- 0
0- 0
0- 00- 2
0- 0
0- 2
0- 0OVERALL
HOME
AWAY
NEUTRAL0- 0
0- 0
0- 0
0- 00- 2
0- 0
0- 2
0- 07- 5
5- 0
2- 5
0- 05- 7
3- 0
2- 7
0- 00- 0
0- 0
0- 0
0- 00- 2
0- 0
0- 2
0- 0NON-CONFERENCE
HOME
AWAY
NEUTRAL0- 0
0- 0
0- 0
0- 00- 1
0- 0
0- 1
0- 05- 4
3- 0
2- 4
0- 02- 2
2- 0
0- 2
0- 00- 0
0- 0
0- 0
0- 00- 0
0- 0
0- 0
0- 0CONFERENCE
HOME
AWAY
NEUTRAL0- 0
0- 0
0- 0
0- 00- 1
0- 0
0- 1
0- 02- 1
2- 0
0- 1
0- 0

RPI 1-25

RPI S Opponent Score

RPI 26-50

RPI S Opponent Score

36 A Georgi a Tech 40 81
38 A Cl emson 77 85

RPI 51-100

RPI S Opponent Score

RPI 101+

Team's RPI: 272

RPI S Opponent Score

102 A Appal achian St. 70 94
133 A Chattanooga 82 89
164 A Charlotte 63 85
200 A UNC Asheville 46 60
247 H Gardner-Webb 59 53
258 A ETSU 79 92
277 H Winthrop 70 53
284 A Ga. Southern 81 65
292 H Col. of Charleston 78 58
316 H UNC Greensboro 93 66
325 A Presbyteri an 50 61
328 H Western Caro. 91 65
346 A Longwood 101 72
349 A N. C. Central 59 66

LAST 12 Division I GAMES:

102 A Appal achian St. 70 94 258 A ETSU 79 92
349 A N. C. Central 59 66 133 A Chattanooga 82 89
346 A Longwood 101 72 316 H UNC Greensboro 93 66
247 H Gardner-Webb 59 53 328 H Western Caro. 91 65
200 A UNC Asheville 46 60 36 A Georgi a Tech 40 81
277 H Winthrop 70 53 292 H Col. of Charleston 78 58W
o
f
f
o
r
dW
o
f
f
o
r
d

Non-Div I Games:

Warren Wilson

107 30

Southern Wesleyan

110 47

Brevard

106 52

Wofford

Average RPI Win:	206	WON-LOST	WINNING	LAST 10	STRENGTH OF	OPP. STRENGTH	TEAM	ADJ.	CONF.	ADJ CONF.
Average RPI Loss:	135	RECORD	PCT. RANK	GAMES	SCHEDULE	OF SCHEDULE	RPI	RPI	RPI	RPI
DIV. I ONLY	13- 5	55	8-2	190	200	79	79	20	20	
DIV. I NON-CONF.	7- 4	109	0- 0	152	207	92	92	19	19	

TOTALS	RPI 1-25	RPI 26-50	W-L RECORDS	RPI 51-100	RPI 101-150	RPI 150+				
13- 5	0- 0	0- 1	OVERALL	2- 1	3- 1	8- 2				
3- 1	0- 0	0- 0	HOME	2- 1	0- 0	1- 0				
6- 4	0- 0	0- 1	AWAY	0- 0	1- 1	5- 2				
4- 0	0- 0	0- 0	NEUTRAL	0- 0	2- 0	2- 0				
7- 4	0- 0	0- 1	NON-CONFERENCE	1- 1	2- 0	4- 2				
1- 1	0- 0	0- 0	HOME	1- 1	0- 0	0- 0				
2- 3	0- 0	0- 1	AWAY	0- 0	0- 0	2- 2				
4- 0	0- 0	0- 0	NEUTRAL	0- 0	2- 0	2- 0				
6- 1	0- 0	0- 0	CONFERENCE	1- 0	1- 1	4- 0				
2- 0	0- 0	0- 0	HOME	1- 0	0- 0	1- 0				
4- 1	0- 0	0- 0	AWAY	0- 0	1- 1	3- 0				
0- 0	0- 0	0- 0	NEUTRAL	0- 0	0- 0	0- 0				

RPI 1-25				RPI 26-50				RPI 51-100				RPI 101+			
RPI	S	Opponent	Score	RPI	S	Opponent	Score	RPI	S	Opponent	Score	RPI	S	Opponent	Score
				29	A	Michigan St.	68 84	65	H	Green Bay	85 67	120	N	Drexel	71 63
								75	H	Belmont	63 79	123	A	Youngstown St.	68 83
								89	H	Kent St.	61 55	132	N	Marist	76 60
												142	A	IUPUI	78 75
												164	A	Charlotte	85 88
												193	H	Milwaukee	61 57
												216	A	UNLV	68 52
												248	N	Stetson	57 44
												263	A	Cleveland St.	70 65
												264	N	Hofstra	93 64
												279	A	Northern Ky.	61 55
												285	A	CSU Bakersfield	74 76
												332	A	UIC	79 46
												340	A	Manhattan	60 44

LAST 12 Division I GAMES:															
332	A	UIC	79 46	263	A	Cleveland St.	70 65	123	A	Youngstown St.	68 83	279	A	Northern Ky.	61 55
142	A	IUPUI	78 75	193	H	Milwaukee	61 57	65	H	Green Bay	85 67	132	N	Marist	76 60
164	A	Charlotte	85 88	61	H	Kent St.	61 55								
340	A	Manhattan	60 44												
120	N	Drexel	71 63												
89	H	Kent St.	61 55												

Non-Div I Games: Kentucky St. 83 53

Wright St.

Average RPI Win: 174

Average RPI Loss: 77

WON-LOST
RECORDWINNING
PCT. RANKLAST 10
GAMESSTRENGTH OF
SCHEDULEOPP. STRENGTH
OF SCHEDULETEAM
RPIADJ.
RPICONF.
RPIADJ CONF.
RPIDIV. I ONLY
DIV. I NON-CONF.8- 5
5- 2114
827-3
0- 070
34119
6780
2480
2413
1113
11

TOTALS

RPI 1-25

RPI 26-50

W-L RECORDS

RPI 51-100

RPI 101-150

RPI 150+

8- 5

0- 0

1- 2

OVERALL

0- 2

2- 0

5- 1

6- 1

0- 0

1- 1

HOME

0- 0

2- 0

3- 0

1- 4

0- 0

0- 1

AWAY

0- 2

0- 0

1- 1

1- 0

0- 0

0- 0

NEUTRAL

0- 0

0- 0

1- 0

5- 2

0- 0

1- 1

NON-CONFERENCE

0- 1

2- 0

2- 0

4- 0

0- 0

1- 0

HOME

0- 0

2- 0

1- 0

0- 2

0- 0

0- 1

AWAY

0- 1

0- 0

0- 0

1- 0

0- 0

0- 0

NEUTRAL

0- 0

0- 0

1- 0

3- 3

0- 0

0- 1

CONFERENCE

0- 1

0- 0

3- 1

2- 1

0- 0

0- 1

HOME

0- 0

0- 0

2- 0

1- 2

0- 0

0- 0

AWAY

0- 1

0- 0

1- 1

0- 0

0- 0

0- 0

NEUTRAL

0- 0

0- 0

0- 0

RPI 1-25

RPI 26-50

RPI 51-100 Team's RPI: 80




RPI 101+



RPI S Opponent Score








RPI S Opponent Score

RPI S Opponent Score












RPI S Opponent Score

32  South Dakota St. 77 70
 45  Saint Mary's (CA) 84 90
 46  New Mexico 75 78

60  Boise St. 64 72
 76  Pacific 64 70

127  Idaho 64 61
 150  Denver 78 74
 153  Montana St. 66 58
 157  Utah St. 42 50
 187 N North Texas 53 49
 208  San Diego St. 87 45
 216  UNLV 90 62
 319  San Jose St. 70 56

LAST 12 Division I GAMES:

60  Boise St. 64 72 319  San Jose St. 70 56
 32  South Dakota St. 77 70 46  New Mexico 75 78
 127  Idaho 64 61 157  Utah St. 42 50
 150  Denver 78 74 208  San Diego St. 87 45
 153  Montana St. 66 58 216  UNLV 90 62
 76  Pacific 64 70 187 N North Texas 53 49

Non-Div I Games: Chadron St. 80 33 UC-Colo. Springs 98 37

Wyoming

Average RPI Win:	223	WON-LOST	WINNING	LAST 10	STRENGTH OF	OPP. STRENGTH	TEAM	ADJ.	CONF.	ADJ CONF.
Average RPI Loss:	82	RECORD	PCT. RANK	GAMES	SCHEDULE	OF SCHEDULE	RPI	RPI	RPI	RPI
DIV. I ONLY	10- 8	143	3-7	186	117	181	181	5	5	
DIV. I NON-CONF.	9- 2	43	0- 0	292	257	148	148	4	4	
TOTALS	RPI 1-25	RPI 26-50	W-L RECORDS	RPI 51-100	RPI 101-150	RPI 150+				
10- 8	0- 1	0- 0	OVERALL	1- 4	2- 3	7- 0				
9- 3	0- 1	0- 0	HOME	1- 0	1- 2	7- 0				
1- 5	0- 0	0- 0	AWAY	0- 4	1- 1	0- 0				
0- 0	0- 0	0- 0	NEUTRAL	0- 0	0- 0	0- 0				
9- 2	0- 0	0- 0	NON-CONFERENCE	0- 0	2- 2	7- 0				
8- 1	0- 0	0- 0	HOME	0- 0	1- 1	7- 0				
1- 1	0- 0	0- 0	AWAY	0- 0	1- 1	0- 0				
0- 0	0- 0	0- 0	NEUTRAL	0- 0	0- 0	0- 0				
1- 6	0- 1	0- 0	CONFERENCE	1- 4	0- 1	0- 0				
1- 2	0- 1	0- 0	HOME	1- 0	0- 1	0- 0				
0- 4	0- 0	0- 0	AWAY	0- 4	0- 0	0- 0				
0- 0	0- 0	0- 0	NEUTRAL	0- 0	0- 0	0- 0				

RPI 1-25	RPI 26-50	RPI 51-100	RPI 101+	Team's RPI: 181
RPI S Opponent Score	RPI S Opponent Score	RPI S Opponent Score	RPI S Opponent Score	
23 H Butler 41 63		53 A Villanova 71 75	101 A Cincinnati 61 79	
		67 A Creighton 62 66	111 H St. John's (NY) 57 76	
		70 H Seton Hall 63 62	113 H Tennessee Tech 70 60	
		82 A Georgetown 61 68	121 A Wake Forest 62 50	
		90 A Providence 58 71	128 H Minnesota 53 78	
			154 H North Ala. 94 81	
			227 H Alabama St. 87 58	
			235 H Bowling Green 65 49	
			301 H Fairfield 48 35	
			313 H New Orleans 61 45	
			344 H Chicago St. 91 57	
			348 H Delaware St. 80 59	
LAST 12 Division I GAMES:				
53 A Villanova 71 75	90 A Providence 58 71			
82 A Georgetown 61 68	67 A Creighton 62 66			
313 H New Orleans 61 45	23 H Butler 41 63			
227 H Alabama St. 87 58	70 H Seton Hall 63 62			
101 A Cincinnati 61 79	111 H St. John's (NY) 57 76			
348 H Delaware St. 80 59	154 H North Ala. 94 81			

Non-Div I Games:

Xavier

Average RPI Win:	252	WON-LOST	WINNING	LAST 10	STRENGTH OF	OPP. STRENGTH	TEAM	ADJ.	CONF.	ADJ CONF.
Average RPI Loss:	116	RECORD	PCT. RANK	GAMES	SCHEDULE	OF SCHEDULE	RPI	RPI	RPI	RPI
DIV. I ONLY	10- 6	108	7-3	188	283	105	105	11	11	
DIV. I NON-CONF.	10- 5	91	1- 0	184	296	84	84	10	10	

TOTALS	RPI 1-25	RPI 26-50	W-L RECORDS	RPI 51-100	RPI 101-150	RPI 150+				
10- 6	0- 0	0- 0	OVERALL	0- 2	1- 3	9- 1				
3- 0	0- 0	0- 0	HOME	0- 0	0- 0	3- 0				
4- 6	0- 0	0- 0	AWAY	0- 2	1- 3	3- 1				
3- 0	0- 0	0- 0	NEUTRAL	0- 0	0- 0	3- 0				
10- 5	0- 0	0- 0	NON-CONFERENCE	0- 2	1- 3	9- 0				
3- 0	0- 0	0- 0	HOME	0- 0	0- 0	3- 0				
4- 5	0- 0	0- 0	AWAY	0- 2	1- 3	3- 0				
3- 0	0- 0	0- 0	NEUTRAL	0- 0	0- 0	3- 0				
0- 1	0- 0	0- 0	CONFERENCE	0- 0	0- 0	0- 1				
0- 0	0- 0	0- 0	HOME	0- 0	0- 0	0- 0				
0- 1	0- 0	0- 0	AWAY	0- 0	0- 0	0- 1				
0- 0	0- 0	0- 0	NEUTRAL	0- 0	0- 0	0- 0				

RPI 1-25				RPI 26-50				RPI 51-100				RPI 101+ Team's RPI: 105			
RPI	S	Opponent	Score	RPI	S	Opponent	Score	RPI	S	Opponent	Score	RPI	S	Opponent	Score
								72	A	SFA	57 67	101	A	Cincinnati	52 66
								90	A	Providence	42 59	111	A	St. John's (NY)	52 56
												112	A	Northern Ill.	80 89
												123	A	Youngstown St.	58 56
												199	N	Saint Louis	58 52
												207	A	Brown	71 86
												233	H	Colgate	80 61
												234	N	Niagara	67 64
												269	A	Vermont	58 55
												270	N	N.C. A&T	59 49
												287	A	Army West Point	62 51
												291	H	Central Conn. St.	58 46
												298	H	Saint Peter's	72 56
												315	A	Wagner	74 41
LAST 12 Division I GAMES:															
291	H	Central Conn. St.	58 46	270	N	N.C. A&T	59 49								
287	A	Army West Point	62 51	72	A	SFA	57 67								
269	A	Vermont	58 55	234	N	Niagara	67 64								
111	A	St. John's (NY)	52 56	207	A	Brown	71 86								
298	H	Saint Peter's	72 56	199	N	Saint Louis	58 52								
90	A	Providence	42 59	315	A	Wagner	74 41								

Non-Div I Games:

Yale

Average RPI Win: 231 WON-LOST RECORD WINNING PCT. RANK LAST 10 GAMES STRENGTH OF SCHEDULE OPP. STRENGTH OF SCHEDULE TEAM RPI ADJ. RPI CONF. RPI ADJ CONF. RPI

DIV. I ONLY	12- 5	68	7-3	229	237	123	123	20	20
DIV. I NON-CONF.	6- 3	91	0- 0	110	272	85	85	19	19
TOTALS	RPI 1-25	RPI 26-50	W-L RECORDS	RPI 51-100	RPI 101-150	RPI 150+			
12- 5	0- 0	0- 0	OVERALL	1- 3	2- 1	9- 1			
8- 1	0- 0	0- 0	HOME	1- 0	1- 1	6- 0			
4- 4	0- 0	0- 0	AWAY	0- 3	1- 0	3- 1			
0- 0	0- 0	0- 0	NEUTRAL	0- 0	0- 0	0- 0			
6- 3	0- 0	0- 0	NON-CONFERENCE	0- 2	1- 1	5- 0			
4- 1	0- 0	0- 0	HOME	0- 0	0- 1	4- 0			
2- 2	0- 0	0- 0	AWAY	0- 2	1- 0	1- 0			
0- 0	0- 0	0- 0	NEUTRAL	0- 0	0- 0	0- 0			
6- 2	0- 0	0- 0	CONFERENCE	1- 1	1- 0	4- 1			
4- 0	0- 0	0- 0	HOME	1- 0	1- 0	2- 0			
2- 2	0- 0	0- 0	AWAY	0- 1	0- 0	2- 1			
0- 0	0- 0	0- 0	NEUTRAL	0- 0	0- 0	0- 0			

RPI S Opponent	Score	RPI S Opponent	Score	RPI S Opponent	Score	RPI S Opponent	Score	Team's RPI: 123
				56 A Bucknell	68 73	105 H Yale	56 58	
				65 A Green Bay	42 60	114 A Pittsburgh	64 55	
				79 H Wright St.	83 68	142 H IUPUI	70 52	
				89 A Kent St.	34 62	179 H Akron	72 61	
						193 A Milwaukee	68 71	
						226 H Loyola Chi cago	74 63	
						244 H Robert Morris	69 59	
						259 H Saint Francis (PA)	80 56	
						279 H Northern Ky.	77 66	
						296 A Canisius	62 36	
						297 A Oakland	69 55	
						330 A Detroit Mercy	85 59	
						332 H UIC	81 29	
LAST 12 Division I GAMES:								
332 H UIC	81 29	279 H Northern Ky.	77 66					
297 A Oakland	69 55	79 H Wright St.	83 68					
330 A Detroit Mercy	85 59	65 A Green Bay	42 60					
56 A Bucknell	68 73	193 A Milwaukee	68 71					
259 H Saint Francis (PA)	80 56	142 H IUPUI	70 52					
296 A Canisius	62 36	179 H Akron	72 61					

Non-Div I Games: Thiel 76 53 Carlow 90 31

Youngstown St.