

Average RPI Win:	309	WON-LOST	WINNING	LAST 10	STRENGTH OF	OPP. STRENGTH	TEAM	ADJ.	CONF.	ADJ CONF.
Average RPI Loss:	182	RECORD	PCT. RANK	GAMES	SCHEDULE	OF SCHEDULE	RPI	RPI	RPI	RPI
DIV. I ONLY	6- 8	218	3- 5	294	348	265	265	25	25	
DIV. I NON-CONF.	3- 4	209	2- 1	262	349	261	261	25	25	

TOTALS	RPI 1-25	RPI 26-50	W-L RECORDS	RPI 51-100	RPI 101-999	RPI 201+				
6- 8	0- 0	0- 0	OVERALL	0- 1	6- 7	6- 3				
2- 3	0- 0	0- 0	HOME	0- 1	2- 2	2- 0				
2- 5	0- 0	0- 0	AWAY	0- 0	2- 1	2- 0				
2- 0	0- 0	0- 0	NEUTRAL	0- 0	2- 0	2- 0				
3- 4	0- 0	0- 0	NON-CONFERENCE	0- 0	3- 4	3- 2				
1- 1	0- 0	0- 0	HOME	0- 0	1- 1	1- 0				
0- 3	0- 0	0- 0	AWAY	0- 0	0- 3	0- 2				
2- 0	0- 0	0- 0	NEUTRAL	0- 0	2- 0	2- 0				
3- 4	0- 0	0- 0	CONFERENCE	0- 1	3- 3	3- 1				
1- 2	0- 0	0- 0	HOME	0- 1	1- 1	1- 0				
2- 2	0- 0	0- 0	AWAY	0- 0	2- 2	2- 1				
0- 0	0- 0	0- 0	NEUTRAL	0- 0	0- 0	0- 0				

RPI 1-25				RPI 26-50				RPI 51-100				RPI 101+ Team's RPI: 265					
RPI	S	Opponent	Score	RPI	S	Opponent	Score	RPI	S	Opponent	Score	RPI	S	Opponent	Score		
								95	H	Central Ark.	50	58	126	H	Rice	56	67
													130	A	UTEP	49	69
													142	H	Lamar University	31	70
													182	A	New Orleans	49	66
													218	A	Abilene Christian	59	61
													245	A	New Mexico St.	61	70
													260	H	Nicholls St.	76	55
													295	N	Prairie View	72	62
													317	A	UTRGV	53	56
													317	H	UTRGV	71	41
													318	A	Northwestern St.	62	56
													330	A	Sam Houston St.	67	57
													334	N	Florida A&M	58	55
LAST 12 Division I GAMES:																	
218	A	Abilene Christian	59	61	95	H	Central Ark.	50	58	126	H	Rice	56	67			
260	H	Nicholls St.	76	55	317	H	UTRGV	71	41	334	N	Florida A&M	58	55			
182	A	New Orleans	49	66	295	N	Prairie View	72	62	245	A	New Mexico St.	61	70			
330	A	Sam Houston St.	67	57													
318	A	Northwestern St.	62	56													
142	H	Lamar University	31	70													

Non-Div I Games: Tex. A&M Int'l 53 34 St. Thomas Houston 72 42 McMurry 62 43 Texas Lutheran 87 56 A&M-Corpus Christi

Loss, Non-Conf, S Site, H Home A Away N Neutral

Average RPI Win:	283	WON-LOST	WINNING	LAST 10	STRENGTH OF	OPP. STRENGTH	TEAM	ADJ.	CONF.	ADJ CONF.
Average RPI Loss:	125	RECORD	PCT. RANK	GAMES	SCHEDULE	OF SCHEDULE	RPI	RPI	RPI	RPI
DIV. I ONLY	9- 6	114	8- 2	302	291	218	218	25	25	
DIV. I NON-CONF.	2- 4	239	1- 1	195	183	251	251	25	25	

TOTALS	RPI 1-25	RPI 26-50	W-L RECORDS	RPI 51-100	RPI 101-999	RPI 201+				
9- 6	0- 0	0- 1	OVERALL	0- 2	9- 3	8- 1				
7- 1	0- 0	0- 1	HOME	0- 0	7- 0	6- 0				
1- 4	0- 0	0- 0	AWAY	0- 2	1- 2	1- 1				
1- 1	0- 0	0- 0	NEUTRAL	0- 0	1- 1	1- 0				
2- 4	0- 0	0- 1	NON-CONFERENCE	0- 1	2- 2	2- 1				
1- 1	0- 0	0- 1	HOME	0- 0	1- 0	1- 0				
0- 2	0- 0	0- 0	AWAY	0- 1	0- 1	0- 1				
1- 1	0- 0	0- 0	NEUTRAL	0- 0	1- 1	1- 0				
7- 2	0- 0	0- 0	CONFERENCE	0- 1	7- 1	6- 0				
6- 0	0- 0	0- 0	HOME	0- 0	6- 0	5- 0				
1- 2	0- 0	0- 0	AWAY	0- 1	1- 1	1- 0				
0- 0	0- 0	0- 0	NEUTRAL	0- 0	0- 0	0- 0				

RPI 1-25				RPI 26-50				RPI 51-100				RPI 101+ Team's RPI: 218			
RPI	S	Opponent	Score	RPI	S	Opponent	Score	RPI	S	Opponent	Score	RPI	S	Opponent	Score
				41	H	FGCU	55 94	83	A	Arkansas	65 79	112	A	SFA	55 66
								95	A	Central Ark.	45 63	182	H	New Orleans	80 70
												200	N	Radford	65 71
												211	H	Idaho	82 72
												216	A	SMU	44 65
												265	H	A&M-Corpus Christi	61 59
												290	A	McNeese	80 75
												310	H	Southeastern La.	86 80
												318	H	Northwestern St.	80 41
												322	H	Houston Baptist	80 68
												323	N	Old Dominion	74 60
												330	H	Sam Houston St.	83 65
LAST 12 Division I GAMES:															
				265	H	A&M-Corpus Christi	61 59	290	A	McNeese	80 75				
				95	A	Central Ark.	45 63	330	H	Sam Houston St.	83 65				
				112	A	SFA	55 66	182	H	New Orleans	80 70				
				318	H	Northwestern St.	80 41	323	N	Old Dominion	74 60				
				322	H	Houston Baptist	80 68	200	N	Radford	65 71				
				310	H	Southeastern La.	86 80	41	H	FGCU	55 94				

Non-Div I Games: Schreiner 97 48 Southwest (NM) 91 47 Howard Payne 88 46 Midwestern St. 88 67 Abilene Christian

Average RPI Win:	306	WON-LOST	WINNING	LAST 10	STRENGTH OF	OPP. STRENGTH	TEAM	ADJ.	CONF.	ADJ CONF.
Average RPI Loss:	164	RECORD	PCT. RANK	GAMES	SCHEDULE	OF SCHEDULE	RPI	RPI	RPI	RPI
DIV. I ONLY	1- 16	343	1- 9	129	205	315	315	16	16	
DIV. I NON-CONF.	0- 10	337	0- 5	89	283	312	312	17	17	

TOTALS	RPI 1-25	RPI 26-50	W-L RECORDS	RPI 51-100	RPI 101-999	RPI 201+				
1- 16	0- 1	0- 0	OVERALL	0- 2	1- 13	1- 4				
1- 9	0- 1	0- 0	HOME	0- 1	1- 7	1- 2				
0- 7	0- 0	0- 0	AWAY	0- 1	0- 6	0- 2				
0- 0	0- 0	0- 0	NEUTRAL	0- 0	0- 0	0- 0				
0- 10	0- 1	0- 0	NON-CONFERENCE	0- 1	0- 8	0- 3				
0- 5	0- 1	0- 0	HOME	0- 0	0- 4	0- 1				
0- 5	0- 0	0- 0	AWAY	0- 1	0- 4	0- 2				
0- 0	0- 0	0- 0	NEUTRAL	0- 0	0- 0	0- 0				
1- 6	0- 0	0- 0	CONFERENCE	0- 1	1- 5	1- 1				
1- 4	0- 0	0- 0	HOME	0- 1	1- 3	1- 1				
0- 2	0- 0	0- 0	AWAY	0- 0	0- 2	0- 0				
0- 0	0- 0	0- 0	NEUTRAL	0- 0	0- 0	0- 0				

RPI 1-25				RPI 26-50				RPI 51-100				RPI 101+				Team's RPI: 315
RPI	S	Opponent	Score	RPI	S	Opponent	Score	RPI	S	Opponent	Score	RPI	S	Opponent	Score	
7	H	Louisville	50 62					68	H	New Mexico	59 88	111	A	UNLV	57 69	
								87	A	Navy	64 71	135	H	Colorado	43 68	
												140	A	Weber St.	52 62	
												152	A	SIUE	40 76	
												154	H	Fresno St.	58 64	
												164	A	Nevada	60 70	
												169	H	Colorado St.	39 40	
												187	H	Army West Point	59 65	
												195	H	Denver	54 75	
												202	H	Eastern Wash.	63 65	
												266	H	San Jose St.	74 75	
												278	A	FIU	69 70	
												301	A	Utah Valley	56 59	
												306	H	Utah St.	57 50	
LAST 12 Division I GAMES:																
306	H	Utah St.	57 50	68	H	New Mexico	59 88									
169	H	Colorado St.	39 40	7	H	Louisville	50 62									
266	H	San Jose St.	74 75	135	H	Colorado	43 68									
111	A	UNLV	57 69	140	A	Weber St.	52 62									
164	A	Nevada	60 70	301	A	Utah Valley	56 59									
154	H	Fresno St.	58 64	187	H	Army West Point	59 65									

Non-Div I Games: Colo. Christian 66 68

Air Force

Loss,
Non-Conf,
S Site,
H Home
A Away
N Neutral

Average RPI Win: 265

Average RPI Loss: 72

WON-LOST
RECORDWINNING
PCT. RANKLAST 10
GAMESSTRENGTH OF
SCHEDULEOPP. STRENGTH
OF SCHEDULETEAM
RPIADJ.
RPICONF.
RPIADJ CONF.
RPIDIV. I ONLY
DIV. I NON-CONF.5- 13
5- 5286
1701- 9
1- 251
158111
229224
209224
2097
87
8

TOTALS

RPI 1-25

RPI 26-50

W-L RECORDS

RPI 51-100

RPI 101-999

RPI 201+

5- 13

0- 2

0- 3

OVERALL

0- 5

5- 3

4- 0

4- 7

0- 2

0- 3

HOME

0- 1

4- 1

4- 0

0- 5

0- 0

0- 0

AWAY

0- 3

0- 2

0- 0

1- 1

0- 0

0- 0

NEUTRAL

0- 1

1- 0

0- 0

5- 5

0- 1

0- 1

NON-CONFERENCE

0- 2

5- 1

4- 0

4- 2

0- 1

0- 1

HOME

0- 0

4- 0

4- 0

0- 2

0- 0

0- 0

AWAY

0- 1

0- 1

0- 0

1- 1

0- 0

0- 0

NEUTRAL

0- 1

1- 0

0- 0

0- 8

0- 1

0- 2

CONFERENCE

0- 3

0- 2

0- 0

0- 5

0- 1

0- 2

HOME

0- 1

0- 1

0- 0

0- 3

0- 0

0- 0

AWAY

0- 2

0- 1

0- 0

0- 0

0- 0

0- 0

NEUTRAL

0- 0

0- 0

0- 0

RPI 1-25

RPI 26-50

RPI 51-100

RPI 101+

Team's RPI: 224

RPI	S	Opponent	Score
22	H	Buffalo	66 89
24	H	Maryland	54 75

RPI	S	Opponent	Score
33	H	Ball St.	61 74
38	H	Central Mich.	86 95
41	H	FGCU	63 82

RPI	S	Opponent	Score
59	A	Duquesne	60 66
67	A	Toledo	54 60
78	A	Ohio	67 70
88	N	Harvard	63 76
91	H	Western Mich.	51 59

RPI	S	Opponent	Score
114	A	Miami (OH)	67 75
125	H	Bowling Green	64 66
152	N	SIUE	59 58
160	A	Bucknell	52 63
236	H	Youngstown St.	75 58
286	H	Eastern Ky.	62 45
310	H	Southeastern La.	66 54
343	H	Winthrop	69 43

LAST 12 Division I GAMES:

91	H	Western Mich.	51	59	67	A	Toledo	54	60
38	H	Central Mich.	86	95	22	H	Buffalo	66	89
114	A	Miami (OH)	67	75	88	N	Harvard	63	76
125	H	Bowling Green	64	66	152	N	SIUE	59	58
33	H	Ball St.	61	74	59	A	Duquesne	60	66
78	A	Ohio	67	70	236	H	Youngstown St.	75	58

Non-Div I Games: Ohio Christian 93 33

Akron

■ Loss,
 ■ Non-Conf,
 S Site,
 ■ Home
 ■ Away
 N Neutral

Average RPI	Win:	194	WON-LOST	WINNING	LAST 10	STRENGTH OF	OPP. STRENGTH	TEAM	ADJ.	CONF.	ADJ CONF.
Average RPI	Loss:	32	RECORD	PCT. RANK	GAMES	SCHEDULE	OF SCHEDULE	RPI	RPI	RPI	RPI
DIV. I ONLY		14- 6	70	7- 3	71	96	73	73	2	2	
DIV. I NON-CONF.		10- 3	51	5- 0	196	273	88	88	2	2	

TOTALS	RPI 1-25		RPI 26-50		W-L RECORDS		RPI 51-100		RPI 101-999		RPI 201+
14- 6	0- 4		1- 0		OVERALL		2- 2		11- 0		7- 0
10- 2	0- 2		1- 0		HOME		1- 0		8- 0		5- 0
4- 2	0- 1		0- 0		AWAY		1- 1		3- 0		2- 0
0- 2	0- 1		0- 0		NEUTRAL		0- 1		0- 0		0- 0
10- 3	0- 1		0- 0		NON-CONFERENCE		1- 2		9- 0		7- 0
8- 0	0- 0		0- 0		HOME		1- 0		7- 0		5- 0
2- 1	0- 0		0- 0		AWAY		0- 1		2- 0		2- 0
0- 2	0- 1		0- 0		NEUTRAL		0- 1		0- 0		0- 0
4- 3	0- 3		1- 0		CONFERENCE		1- 0		2- 0		0- 0
2- 2	0- 2		1- 0		HOME		0- 0		1- 0		0- 0
2- 1	0- 1		0- 0		AWAY		1- 0		1- 0		0- 0
0- 0	0- 0		0- 0		NEUTRAL		0- 0		0- 0		0- 0

RPI	S	Opponent	Score	RPI	S	Opponent	Score	RPI	S	Opponent	Score	RPI	S	Opponent	Score
3	A	Mississippi St.	61 75	40	H	LSU	65 51	61	A	TCU	67 88	117	H	Missouri St.	65 61
11	H	Missouri	56 62					66	H	Utah	65 60	118	H	Jacksonville	75 60
15	H	Texas A&M	54 73					82	N	Elon	55 60	132	H	Vanderbilt	77 75
18	N	NC State	49 68					83	A	Arkansas	83 76	192	A	Florida	63 54
												216	H	SMU	59 44
												253	H	Grambling	73 49
												254	A	Lipscomb	73 51
												283	H	Alabama A&M	90 32
												299	H	Murray St.	68 47
												333	A	Ga. Southern	84 36
												334	H	Florida A&M	91 55

LAST 12 Division I GAMES:															
132	H	Vanderbilt	77 75	11	H	Missouri	56 62	334	H	Florida A&M	91 55				
15	H	Texas A&M	54 73	299	H	Murray St.	68 47								
3	A	Mississippi St.	61 75	117	H	Missouri St.	65 61								
40	H	LSU	65 51	216	H	SMU	59 44								
83	A	Arkansas	83 76	253	H	Grambling	73 49								
192	A	Florida	63 54												

Non-Div I Games:

Alabama

Average RPI Win:	323	WON-LOST	WINNING	LAST 10	STRENGTH OF	OPP. STRENGTH	TEAM	ADJ.	CONF.	ADJ CONF.
Average RPI Loss:	195	RECORD	PCT. RANK	GAMES	SCHEDULE	OF SCHEDULE	RPI	RPI	RPI	RPI
DIV. I ONLY	8- 10	208	4- 6	344	341	283	283	32	32	
DIV. I NON-CONF.	5- 6	187	2- 3	316	329	246	246	32	32	

TOTALS	RPI 1-25	RPI 26-50	W-L RECORDS	RPI 51-100	RPI 101-999	RPI 201+				
8- 10	0- 0	0- 0	OVERALL	0- 2	8- 8	8- 6				
4- 1	0- 0	0- 0	HOME	0- 0	4- 1	4- 1				
4- 8	0- 0	0- 0	AWAY	0- 0	4- 5	4- 4				
0- 1	0- 0	0- 0	NEUTRAL	0- 0	0- 1	0- 0				
5- 6	0- 0	0- 0	NON-CONFERENCE	0- 2	5- 4	5- 2				
2- 1	0- 0	0- 0	HOME	0- 0	2- 1	2- 1				
3- 4	0- 0	0- 0	AWAY	0- 2	3- 2	3- 1				
0- 1	0- 0	0- 0	NEUTRAL	0- 0	0- 1	0- 0				
3- 4	0- 0	0- 0	CONFERENCE	0- 0	3- 4	3- 4				
2- 0	0- 0	0- 0	HOME	0- 0	2- 0	2- 0				
1- 4	0- 0	0- 0	AWAY	0- 0	1- 4	1- 4				
0- 0	0- 0	0- 0	NEUTRAL	0- 0	0- 0	0- 0				

RPI 1-25				RPI 26-50				RPI 51-100				RPI 101+ Team's RPI: 283					
RPI	S	Opponent	Score	RPI	S	Opponent	Score	RPI	S	Opponent	Score	RPI	S	Opponent	Score		
								73	A	Al abama	32	90	136	A	Jacksonville St.	33	49
								89	A	UAB	58	85	138	N	Hartford	47	56
													209	A	Southern U.	62	77
													235	H	Austin Peay	52	55
													253	A	Grambl ing	49	78
													254	A	Lipscomb	50	66
													272	A	Al corn	52	57
													278	A	FIU	58	51
													293	A	Jackson St.	43	59
													299	H	Murray St.	71	54
													310	A	Southeastern La.	76	74
													316	A	Al abama St.	78	69
													341	H	Ark. -Pi ne Bl uff	52	49
													345	A	Tennessee St.	77	75
													346	H	Mi ssi ssi ppi Val .	65	48
													347	H	Evansv ille	70	56

LAST 12 Di vi si on I GAMES:																	
209	A	Southern U.	62	77	253	A	Grambl ing	49	78								
272	A	Al corn	52	57	254	A	Li pscomb	50	66								
316	A	Al abama St.	78	69	310	A	Southeastern La.	76	74								
346	H	Mi ssi ssi ppi Val .	65	48	89	A	UAB	58	85								
341	H	Ark. -Pi ne Bl uff	52	49	136	A	Jacksonville St.	33	49								
293	A	Jackson St.	43	59	299	H	Murray St.	71	54								

Non-Div I Games:

Alabama A&M

Average RPI Win:	344	WON-LOST	WINNING	LAST 10	STRENGTH OF	OPP. STRENGTH	TEAM	ADJ.	CONF.	ADJ CONF.
Average RPI Loss:	160	RECORD	PCT. RANK	GAMES	SCHEDULE	OF SCHEDULE	RPI	RPI	RPI	RPI
DIV. I ONLY	3- 14	309	2- 7	208	322	316	316	32	32	
DIV. I NON-CONF.	1- 9	318	0- 4	38	182	257	257	32	32	

TOTALS	RPI 1-25	RPI 26-50	W-L RECORDS	RPI 51-100	RPI 101-999	RPI 201+				
3- 14	0- 2	0- 0	OVERALL	0- 3	3- 9	3- 6				
3- 3	0- 0	0- 0	HOME	0- 1	3- 2	3- 2				
0- 10	0- 2	0- 0	AWAY	0- 2	0- 6	0- 4				
0- 1	0- 0	0- 0	NEUTRAL	0- 0	0- 1	0- 0				
1- 9	0- 2	0- 0	NON-CONFERENCE	0- 3	1- 4	1- 1				
1- 2	0- 0	0- 0	HOME	0- 1	1- 1	1- 1				
0- 6	0- 2	0- 0	AWAY	0- 2	0- 2	0- 0				
0- 1	0- 0	0- 0	NEUTRAL	0- 0	0- 1	0- 0				
2- 5	0- 0	0- 0	CONFERENCE	0- 0	2- 5	2- 5				
2- 1	0- 0	0- 0	HOME	0- 0	2- 1	2- 1				
0- 4	0- 0	0- 0	AWAY	0- 0	0- 4	0- 4				
0- 0	0- 0	0- 0	NEUTRAL	0- 0	0- 0	0- 0				

RPI 1-25				RPI 26-50				RPI 51-100				RPI 101+				Team's RPI: 316
RPI	S	Opponent	Score	RPI	S	Opponent	Score	RPI	S	Opponent	Score	RPI	S	Opponent	Score	
9	A	Tennessee	51 104					62	A	Miami (FL)	31 79	112	N	SFA	50 77	
21	A	South Carolina	31 99					89	A	UAB	44 61	121	A	Southern Miss.	35 72	
								93	H	South Ala.	47 59	176	A	Samford	39 58	
												209	A	Southern U.	58 66	
												242	H	Troy	63 93	
												253	A	Grambling	71 93	
												272	A	Alcorn	41 73	
												283	H	Alabama A&M	69 78	
												293	A	Jackson St.	61 70	
												341	H	Ark.-Pine Bluff	63 54	
												344	H	Savannah St.	81 61	
												346	H	Mississippi Val.	76 41	
LAST 12 Division I GAMES:																
272	A	Alcorn	41 73	293	A	Jackson St.	61 70									
209	A	Southern U.	58 66	89	A	UAB	44 61									
283	H	Alabama A&M	69 78	62	A	Miami (FL)	31 79									
341	H	Ark.-Pine Bluff	63 54	9	A	Tennessee	51 104									
346	H	Mississippi Val.	76 41	93	H	South Ala.	47 59									
253	A	Grambling	71 93	121	A	Southern Miss.	35 72									

Non-Div I Games: Mobile 61 50

Alabama St.

■ Loss,
 ■ Non-Conf,
 ■ S Site,
 ■ Home
 ■ Away
 N Neutral

Average RPI Win:	218	WON-LOST	WINNING	LAST 10	STRENGTH OF	OPP. STRENGTH	TEAM	ADJ.	CONF.	ADJ CONF.
Average RPI Loss:	66	RECORD	PCT. RANK	GAMES	SCHEDULE	OF SCHEDULE	RPI	RPI	RPI	RPI
DIV. I ONLY	18- 3	11	9- 1	221	200	70	70	20	20	
DIV. I NON-CONF.	11- 2	23	4- 0	203	145	53	53	24	24	

TOTALS	RPI 1-25	RPI 26-50	W-L RECORDS	RPI 51-100	RPI 101-999	RPI 201+				
18- 3	0- 1	0- 1	OVERALL	2- 0	16- 1	10- 0				
8- 1	0- 0	0- 1	HOME	2- 0	6- 0	3- 0				
8- 2	0- 1	0- 0	AWAY	0- 0	8- 1	7- 0				
2- 0	0- 0	0- 0	NEUTRAL	0- 0	2- 0	0- 0				
11- 2	0- 1	0- 1	NON-CONFERENCE	1- 0	10- 0	6- 0				
4- 1	0- 0	0- 1	HOME	1- 0	3- 0	2- 0				
5- 1	0- 1	0- 0	AWAY	0- 0	5- 0	4- 0				
2- 0	0- 0	0- 0	NEUTRAL	0- 0	2- 0	0- 0				
7- 1	0- 0	0- 0	CONFERENCE	1- 0	6- 1	4- 0				
4- 0	0- 0	0- 0	HOME	1- 0	3- 0	1- 0				
3- 1	0- 0	0- 0	AWAY	0- 0	3- 1	3- 0				
0- 0	0- 0	0- 0	NEUTRAL	0- 0	0- 0	0- 0				

RPI 1-25				RPI 26-50				RPI 51-100				Team's RPI : 70				RPI 101+			
RPI	S	Opponent	Score	RPI	S	Opponent	Score	RPI	S	Opponent	Score	RPI	S	Opponent	Score	RPI	S	Opponent	Score
24	A	Maryland	58 91	37	H	St. John's (NY)	66 71	74	H	Fordham	59 52	104	H	Dartmouth	76 61				
								75	H	Maine	68 54	138	A	Hartford	55 70				
												147	N	Northern Ill.	97 91				
												163	H	New Hampshire	66 53				
												167	N	Southern Ill.	68 57				
												175	H	Binghamton	63 46				
												201	A	Siena	78 63				
												221	A	Holy Cross	65 56				
												231	A	Stony Brook	72 68				
												232	A	Manhattan	62 56				
												237	H	St. Bonaventure	69 52				
												287	A	Monmouth	68 44				
												294	H	Vermont	67 55				
												314	A	Central Conn. St.	72 60				
												319	H	Wagner	89 44				
												327	A	UMBC	78 75				
												349	A	UMass Lowell	61 52				
LAST 12 Division I GAMES:																			
294	H	Vermont	67 55	163	H	New Hampshire	66 53												
327	A	UMBC	78 75	138	A	Hartford	55 70												
349	A	UMass Lowell	61 52	104	H	Dartmouth	76 61												
175	H	Binghamton	63 46	147	N	Northern Ill.	97 91												
75	H	Maine	68 54	167	N	Southern Ill.	68 57												
231	A	Stony Brook	72 68	237	H	St. Bonaventure	69 52												

Non-Div I Games:

Albany (NY)

Loss,
Non-Conf,
S Site,
H Home
A Away
N Neutral

A l c o r n

A
l
c
o
r
n

Al corn

Page 9

Average RPI Win:	202	WON-LOST	WINNING	LAST 10	STRENGTH OF	OPP. STRENGTH	TEAM	ADJ.	CONF.	ADJ CONF.
Average RPI Loss:	80	RECORD	PCT. RANK	GAMES	SCHEDULE	OF SCHEDULE	RPI	RPI	RPI	RPI
DIV. I ONLY	16- 4	30	10- 0	190	145	64	64	15	15	
DIV. I NON-CONF.	7- 4	102	2- 1	226	91	106	106	18	18	

TOTALS	RPI 1-25	RPI 26-50	W-L RECORDS	RPI 51-100	RPI 101-999	RPI 201+				
16- 4	0- 0	0- 1	OVERALL	2- 3	14- 0	8- 0				
8- 0	0- 0	0- 0	HOME	2- 0	6- 0	2- 0				
8- 3	0- 0	0- 0	AWAY	0- 3	8- 0	6- 0				
0- 1	0- 0	0- 1	NEUTRAL	0- 0	0- 0	0- 0				
7- 4	0- 0	0- 1	NON-CONFERENCE	1- 3	6- 0	4- 0				
4- 0	0- 0	0- 0	HOME	1- 0	3- 0	2- 0				
3- 3	0- 0	0- 0	AWAY	0- 3	3- 0	2- 0				
0- 1	0- 0	0- 1	NEUTRAL	0- 0	0- 0	0- 0				
9- 0	0- 0	0- 0	CONFERENCE	1- 0	8- 0	4- 0				
4- 0	0- 0	0- 0	HOME	1- 0	3- 0	0- 0				
5- 0	0- 0	0- 0	AWAY	0- 0	5- 0	4- 0				
0- 0	0- 0	0- 0	NEUTRAL	0- 0	0- 0	0- 0				

American

American

RPI 1-25				RPI 26-50				RPI 51-100				Team's RPI : 64				RPI 101+			
RPI	S	Opponent	Score	RPI	S	Opponent	Score	RPI	S	Opponent	Score	RPI	S	Opponent	Score	RPI	S	Opponent	Score
				27	N	Villanova	60 65									156	A	Tulsa	72 67
								80	H	Penn St.	75 66					160	H	Bucknell	68 58
								87	H	Navy	46 41					178	H	Lehigh	82 64
								96	A	George Mason	53 71					183	H	Boston U.	66 50
								98	A	Delaware	56 72					187	A	Army West Point	64 46
								100	A	George Washington	44 61					195	H	Denver	66 53
																206	H	La Salle	66 48
																220	A	Lafayette	74 67
																221	A	Holy Cross	68 63
																226	A	Loyola Maryland	71 58
																236	H	Youngstown St.	78 72
																273	A	Colgate	77 55
																294	A	Vermont	64 62
																327	A	UMBC	61 48
LAST 12 Division I GAMES:																			
				221	A	Holy Cross	68 63					87	H	Navy	46 41				
				220	A	Lafayette	74 67					273	A	Colgate	77 55				
				183	H	Boston U.	66 50					160	H	Bucknell	68 58				
				178	H	Lehigh	82 64					80	H	Penn St.	75 66				
				226	A	Loyola Maryland	71 58					100	A	George Washington	44 61				
				187	A	Army West Point	64 46					195	H	Denver	66 53				

Non-Div I Games:

American

Average RPI Win:	311	WON-LOST	WINNING	LAST 10	STRENGTH OF	OPP. STRENGTH	TEAM	ADJ.	CONF.	ADJ CONF.
Average RPI Loss:	149	RECORD	PCT. RANK	GAMES	SCHEDULE	OF SCHEDULE	RPI	RPI	RPI	RPI
DIV. I ONLY	5- 14	291	4- 6	241	227	280	280	23	23	
DIV. I NON-CONF.	2- 9	295	1- 3	153	233	258	258	23	23	

TOTALS	RPI 1-25	RPI 26-50	W-L RECORDS	RPI 51-100	RPI 101-999	RPI 201+				
5- 14	0- 0	0- 0	OVERALL	0- 4	5- 10	5- 3				
2- 6	0- 0	0- 0	HOME	0- 2	2- 4	2- 0				
3- 8	0- 0	0- 0	AWAY	0- 0	3- 4	3- 2				
0- 0	0- 0	0- 0	NEUTRAL	0- 0	0- 0	0- 0				
2- 9	0- 0	0- 0	NON-CONFERENCE	0- 3	2- 6	2- 2				
0- 4	0- 0	0- 0	HOME	0- 2	0- 2	0- 0				
2- 5	0- 0	0- 0	AWAY	0- 1	2- 4	2- 2				
0- 0	0- 0	0- 0	NEUTRAL	0- 0	0- 0	0- 0				
3- 5	0- 0	0- 0	CONFERENCE	0- 1	3- 4	3- 1				
2- 2	0- 0	0- 0	HOME	0- 0	2- 2	2- 0				
1- 3	0- 0	0- 0	AWAY	0- 1	1- 2	1- 1				
0- 0	0- 0	0- 0	NEUTRAL	0- 0	0- 0	0- 0				

RPI 1-25				RPI 26-50				RPI 51-100				RPI 101+				Team's RPI: 280
RPI	S	Opponent	Score	RPI	S	Opponent	Score	RPI	S	Opponent	Score	RPI	S	Opponent	Score	
								53	H	Georgia Tech	41 75	102	A	Wake Forest	49 78	
								85	A	North Carolina	43 56	124	A	Louisiana	45 61	
								89	H	UAB	59 70	128	H	ETSU	57 70	
								93	A	South Ala.	52 54	151	H	Davidson	57 59	
												157	H	Texas St.	54 69	
												179	H	UT Arlington	60 64	
												200	A	Radford	40 61	
												230	A	N.C. A&T	56 81	
												242	A	Troy	74 81	
												247	A	UNC Asheville	60 69	
												252	A	Col. of Charleston	76 70	
												309	H	Georgia St.	77 62	
												328	A	Marshall	56 54	
												332	A	La. -Monroe	71 67	
												333	H	Ga. Southern	87 56	

LAST 12 Division I GAMES:																
				93	A	South Ala.	52 54	179	H	UT Arlington	60 64					
				242	A	Troy	74 81	157	H	Texas St.	54 69					
				333	H	Ga. Southern	87 56	247	A	UNC Asheville	60 69					
				309	H	Georgia St.	77 62	328	A	Marshall	56 54					
				332	A	La. -Monroe	71 67	102	A	Wake Forest	49 78					
				124	A	Louisiana	45 61	85	A	North Carolina	43 56					

Non-Div I Games:

Appalachian St.

Average RPI Win:	265	WON-LOST	WINNING	LAST 10	STRENGTH OF	OPP. STRENGTH	TEAM	ADJ.	CONF.	ADJ CONF.
Average RPI Loss:	139	RECORD	PCT. RANK	GAMES	SCHEDULE	OF SCHEDULE	RPI	RPI	RPI	RPI
DIV. I ONLY	5- 14	291	2- 8	214	129	284	284	4	4	
DIV. I NON-CONF.	4- 7	226	2- 2	343	306	339	339	3	3	

TOTALS	RPI 1-25	RPI 26-50	W-L RECORDS	RPI 51-100	RPI 101-999	RPI 201+				
5- 14	0- 2	0- 1	OVERALL	0- 4	5- 7	4- 5				
4- 6	0- 1	0- 1	HOME	0- 1	4- 3	3- 3				
1- 7	0- 1	0- 0	AWAY	0- 2	1- 4	1- 2				
0- 1	0- 0	0- 0	NEUTRAL	0- 1	0- 0	0- 0				
4- 7	0- 0	0- 0	NON-CONFERENCE	0- 1	4- 6	4- 5				
3- 3	0- 0	0- 0	HOME	0- 0	3- 3	3- 3				
1- 3	0- 0	0- 0	AWAY	0- 0	1- 3	1- 2				
0- 1	0- 0	0- 0	NEUTRAL	0- 1	0- 0	0- 0				
1- 7	0- 2	0- 1	CONFERENCE	0- 3	1- 1	0- 0				
1- 3	0- 1	0- 1	HOME	0- 1	1- 0	0- 0				
0- 4	0- 1	0- 0	AWAY	0- 2	0- 1	0- 0				
0- 0	0- 0	0- 0	NEUTRAL	0- 0	0- 0	0- 0				

RPI	S	Opponent	Score	RPI	S	Opponent	Score	RPI	S	Opponent	Score	RPI	S	Opponent	Score	Team's RPI: 284
5	A	Oregon	44 62	26	H	Stanford	46 61	52	A	Oregon St.	48 88	135	A	Col orado	60 79	
17	H	Cal i forn i a	51 53					61	N	TCU	59 68	135	H	Col orado	72 63	
								66	A	Utah	55 89	168	A	Loyol a Marymount	70 84	
								66	H	Utah	56 80	223	A	CSUN	63 66	
												229	H	San Di ego St.	67 78	
												241	H	Hawai i	60 65	
												245	H	New Mexico St.	83 44	
												303	H	Southern Utah	76 74	
												306	A	Utah St.	65 49	
												325	A	Northern Ari z.	66 84	
												336	H	Long Beach St.	72 80	
												337	H	Iona	71 58	

LAST 12 Di vi si on I GAMES:																
								66	H	Utah	56 80	135	A	Col orado	60 79	
								135	H	Col orado	72 63	66	A	Utah	55 89	
								52	A	Oregon St.	48 88	303	H	Southern Utah	76 74	
								5	A	Oregon	44 62	241	H	Hawai i	60 65	
								17	H	Cal i forn i a	51 53	245	H	New Mexico St.	83 44	
								26	H	Stanford	46 61	325	A	Northern Ari z.	66 84	

Non-Di v I Games:

Ari zona

Average RPI Win:	153	WON-LOST	WINNING	LAST 10	STRENGTH OF	OPP. STRENGTH	TEAM	ADJ.	CONF.	ADJ CONF.
Average RPI Loss:	24	RECORD	PCT. RANK	GAMES	SCHEDULE	OF SCHEDULE	RPI	RPI	RPI	RPI

DIV. I ONLY	14- 6	70	7- 3	25	25	32	32	4	4
DIV. I NON-CONF.	9- 3	61	3- 1	119	26	54	54	3	3

TOTALS	RPI 1-25	RPI 26-50	W-L RECORDS	RPI 51-100	RPI 101-999	RPI 201+
14- 6	2- 4	1- 0	OVERALL	2- 2	9- 0	6- 0
10- 1	2- 0	1- 0	HOME	1- 1	6- 0	5- 0
3- 3	0- 2	0- 0	AWAY	1- 1	2- 0	0- 0
1- 2	0- 2	0- 0	NEUTRAL	0- 0	1- 0	1- 0
9- 3	1- 3	0- 0	NON-CONFERENCE	1- 0	7- 0	6- 0
7- 0	1- 0	0- 0	HOME	1- 0	5- 0	5- 0
1- 1	0- 1	0- 0	AWAY	0- 0	1- 0	0- 0
1- 2	0- 2	0- 0	NEUTRAL	0- 0	1- 0	1- 0
5- 3	1- 1	1- 0	CONFERENCE	1- 2	2- 0	0- 0
3- 1	1- 0	1- 0	HOME	0- 1	1- 0	0- 0
2- 2	0- 1	0- 0	AWAY	1- 1	1- 0	0- 0
0- 0	0- 0	0- 0	NEUTRAL	0- 0	0- 0	0- 0

RPI 1-25	RPI 26-50	Team's RPI: 32	RPI 51-100	RPI 101+
RPI S Opponent Score	RPI S Opponent Score		RPI S Opponent Score	RPI S Opponent Score
3 N Mississippi St. 57 65	26 H Stanford 73 66		52 A Oregon St. 54 57	135 A Col orado 72 47
4 A Flori da St. 66 77			66 A Utah 83 81	135 H Col orado 73 59
5 A Oregon 64 74			66 H Utah 56 58	154 A Fresno St. 81 49
12 N Green Bay 48 61			83 H Arkansas 89 43	203 N Col umbi a 72 48
17 H Cal i forni a 80 71				211 H I daho 77 33
22 H Buffal o 76 57				233 H UC Ri versi de 73 48
				271 H Sacramento St. 106 58
				273 H Col gate 65 54
				313 H UTSA 74 42
LAST 12 Di vi si on I GAMES:				
135 H Col orado 73 59	66 A Utah 83 81			
66 H Utah 56 58	135 A Col orado 72 47			
5 A Oregon 64 74	83 H Arkansas 89 43			
52 A Oregon St. 54 57	211 H I daho 77 33			
26 H Stanford 73 66	4 A Flori da St. 66 77			
17 H Cal i forni a 80 71	233 H UC Ri versi de 73 48			

Non-Di v I Games:

Ari zona St.

Average RPI Win:	346	WON-LOST	WINNING	LAST 10	STRENGTH OF	OPP. STRENGTH	TEAM	ADJ.	CONF.	ADJ CONF.
Average RPI Loss:	202	RECORD	PCT. RANK	GAMES	SCHEDULE	OF SCHEDULE	RPI	RPI	RPI	RPI
DIV. I ONLY	1- 14	339	1- 9	303	285	341	341	32	32	
DIV. I NON-CONF.	0- 8	337	0- 5	114	147	310	310	32	32	

TOTALS	RPI 1-25	RPI 26-50	W-L RECORDS	RPI 51-100	RPI 101-999	RPI 201+				
1- 14	0- 0	0- 1	OVERALL	0- 2	1- 11	1- 9				
0- 2	0- 0	0- 0	HOME	0- 0	0- 2	0- 2				
1- 10	0- 0	0- 0	AWAY	0- 0	1- 0	1- 0				
0- 2	0- 0	0- 0	NEUTRAL	0- 0	0- 2	0- 1				
0- 8	0- 0	0- 1	NON-CONFERENCE	0- 2	0- 5	0- 3				
0- 0	0- 0	0- 0	HOME	0- 0	0- 0	0- 0				
0- 6	0- 0	0- 1	AWAY	0- 2	0- 3	0- 2				
0- 2	0- 0	0- 0	NEUTRAL	0- 0	0- 2	0- 1				
1- 6	0- 0	0- 0	CONFERENCE	0- 0	1- 6	1- 6				
0- 2	0- 0	0- 0	HOME	0- 0	0- 2	0- 2				
1- 4	0- 0	0- 0	AWAY	0- 0	1- 4	1- 4				
0- 0	0- 0	0- 0	NEUTRAL	0- 0	0- 0	0- 0				

RPI 1-25				RPI 26-50				RPI 51-100				RPI 101+				Team's RPI: 341
RPI	S	Opponent	Score	RPI	S	Opponent	Score	RPI	S	Opponent	Score	RPI	S	Opponent	Score	
				31	A	Iowa	45 85	56	A	Nebraska	52 73	156	A	Tulsa	37 87	
								63	A	Dayton	43 81	159	N	Oakland	37 69	
												209	H	Southern U.	52 71	
												227	A	Texas Tech	47 74	
												235	A	Austin Peay	61 97	
												256	A	Texas Southern	52 58	
												270	N	Towson	44 70	
												272	H	Alcorn	77 80	
												283	A	Alabama A&M	49 52	
												295	A	Prairie View	52 64	
												316	A	Alabama St.	54 63	
												346	A	Mississippi Val.	64 59	
LAST 12 Division I GAMES:																
256	A	Texas Southern	52 58	346	A	Mississippi Val.	64 59									
295	A	Prairie View	52 64	159	N	Oakland	37 69									
272	H	Alcorn	77 80	270	N	Towson	44 70									
209	H	Southern U.	52 71	31	A	Iowa	45 85									
316	A	Alabama St.	54 63	156	A	Tulsa	37 87									
283	A	Alabama A&M	49 52	56	A	Nebraska	52 73									

Non-Div I Games: Tougalo 71 51 Philander Smith 81 73

Ark. -Pine Bluff

■ Loss,
 ■ Non-Conf,
 ■ S Site,
 ■ Home
 ■ A Away
 N Neutral

Average RPI	Win:	194	WON-LOST	WINNING	LAST 10	STRENGTH OF	OPP. STRENGTH	TEAM	ADJ.	CONF.	ADJ CONF.
Average RPI	Loss:	71	RECORD	PCT. RANK	GAMES	SCHEDULE	OF SCHEDULE	RPI	RPI	RPI	RPI
DIV. I ONLY		11- 9		149	4- 6	33	94	83	83	2	2
DIV. I NON-CONF.		9- 4		82	4- 1	149	168	73	73	2	2

TOTALS	RPI 1-25		RPI 26-50		W-L RECORDS	RPI 51-100		RPI 101-999		RPI 201+	
11- 9	0- 3		0- 1		OVERALL	0- 2		11- 3		4- 0	
8- 2	0- 0		0- 0		HOME	0- 1		8- 1		3- 0	
2- 7	0- 3		0- 1		AWAY	0- 1		2- 2		0- 0	
1- 0	0- 0		0- 0		NEUTRAL	0- 0		1- 0		1- 0	
9- 4	0- 0		0- 1		NON-CONFERENCE	0- 1		9- 2		4- 0	
7- 0	0- 0		0- 0		HOME	0- 0		7- 0		3- 0	
1- 4	0- 0		0- 1		AWAY	0- 1		1- 2		0- 0	
1- 0	0- 0		0- 0		NEUTRAL	0- 0		1- 0		1- 0	
2- 5	0- 3		0- 0		CONFERENCE	0- 1		2- 1		0- 0	
1- 2	0- 0		0- 0		HOME	0- 1		1- 1		0- 0	
1- 3	0- 3		0- 0		AWAY	0- 0		1- 0		0- 0	
0- 0	0- 0		0- 0		NEUTRAL	0- 0		0- 0		0- 0	

RPI 1-25				RPI 26-50				RPI 51-100				Team's RPI : 83				RPI 101+			
RPI	S	Opponent	Score	RPI	S	Opponent	Score	RPI	S	Opponent	Score	RPI	S	Opponent	Score	RPI	S	Opponent	Score
3	A	Mississippi St.	69 111	32	A	Arizona St.	43 89	56	A	Nebraska	69 80	103	H	Ole Miss	73 72				
11	A	Missouri	54 88					73	H	Alabama	76 83	108	A	Auburn	68 58				
20	A	Georgia	65 78									122	A	Kansas	60 71				
												130	A	UTEP	61 64				
												156	H	Tulsa	67 41				
												176	H	Samford	84 63				
												177	A	Oral Roberts	77 66				
												179	H	UT Arlington	91 57				
												192	H	Florida	51 65				
												193	H	Charlotte	73 72				
												218	H	Abilene Christian	79 65				
												245	N	New Mexico St.	69 60				
												253	H	Grambling	79 62				
												330	H	Sam Houston St.	65 54				
LAST 12 Division I GAMES:																			
11	A	Missouri	54 88	103	H	Ole Miss	73 72	253	H	Grambling	79 62								
192	H	Florida	51 65	32	A	Arizona St.	43 89	179	H	UT Arlington	91 57								
108	A	Auburn	68 58	73	H	Alabama	76 83	156	H	Tulsa	67 41								
20	A	Georgia	65 78	193	H	Charlotte	73 72												
73	H	Alabama	76 83																
3	A	Mississippi St.	69 111																

Non-Div I Games:

Arkansas

Average RPI Win:	258	WON-LOST	WINNING	LAST 10	STRENGTH OF	OPP. STRENGTH	TEAM	ADJ.	CONF.	ADJ CONF.
Average RPI Loss:	111	RECORD	PCT. RANK	GAMES	SCHEDULE	OF SCHEDULE	RPI	RPI	RPI	RPI
DIV. I ONLY	9- 9	170	5- 5	258	152	213	213	23	23	
DIV. I NON-CONF.	5- 6	187	2- 3	180	98	177	177	23	23	

TOTALS	RPI 1-25	RPI 26-50	W-L RECORDS	RPI 51-100	RPI 101-999	RPI 201+				
9- 9	0- 0	0- 1	OVERALL	0- 2	9- 6	6- 0				
6- 3	0- 0	0- 0	HOME	0- 1	6- 2	4- 0				
3- 6	0- 0	0- 1	AWAY	0- 1	3- 4	2- 0				
0- 0	0- 0	0- 0	NEUTRAL	0- 0	0- 0	0- 0				
5- 6	0- 0	0- 1	NON-CONFERENCE	0- 2	5- 3	3- 0				
4- 1	0- 0	0- 0	HOME	0- 1	4- 0	3- 0				
1- 5	0- 0	0- 1	AWAY	0- 1	1- 3	0- 0				
0- 0	0- 0	0- 0	NEUTRAL	0- 0	0- 0	0- 0				
4- 3	0- 0	0- 0	CONFERENCE	0- 0	4- 3	3- 0				
2- 2	0- 0	0- 0	HOME	0- 0	2- 2	1- 0				
2- 1	0- 0	0- 0	AWAY	0- 0	2- 1	2- 0				
0- 0	0- 0	0- 0	NEUTRAL	0- 0	0- 0	0- 0				

RPI 1-25				RPI 26-50				RPI 51-100				RPI 101+				Team's RPI: 213
RPI	S	Opponent	Score	RPI	S	Opponent	Score	RPI	S	Opponent	Score	RPI	S	Opponent	Score	
				28	A	South Fla.	55 98	72	A	Indiana	51 93	103	A	Ole Miss	48 74	
								77	H	Belmont	52 83	124	H	Louisiana	75 77	
												129	A	Little Rock	43 53	
												130	H	UTEP	76 73	
												155	A	Pittsburgh	47 87	
												156	A	Tulsa	58 68	
												157	H	Texas St.	55 67	
												179	H	UT Arlington	85 80	
												192	A	Florida	70 69	
												246	H	UT Martin	84 73	
												253	H	Grambling	76 56	
												309	A	Georgia St.	75 58	
												332	H	La.-Monroe	76 62	
												333	A	Ga. Southern	71 62	
												345	H	Tennessee St.	68 62	

LAST 12 Division I GAMES:																
				129	A	Little Rock	43 53	332	H	La.-Monroe	76 62					
				179	H	UT Arlington	85 80	156	A	Tulsa	58 68					
				157	H	Texas St.	55 67	253	H	Grambling	76 56					
				309	A	Georgia St.	75 58	77	H	Belmont	52 83					
				333	A	Ga. Southern	71 62	130	H	UTEP	76 73					
				124	H	Louisiana	75 77	103	A	Ole Miss	48 74					

Non-Div I Games:

Arkansas St.

Average RPI Win:	226	WON-LOST	WINNING	LAST 10	STRENGTH OF	OPP. STRENGTH	TEAM	ADJ.	CONF.	ADJ CONF.
Average RPI Loss:	158	RECORD	PCT. RANK	GAMES	SCHEDULE	OF SCHEDULE	RPI	RPI	RPI	RPI
DIV. I ONLY	9- 10	191	3- 6	180	248	187	187	15	15	
DIV. I NON-CONF.	6- 4	122	0- 2	221	304	150	150	18	18	

TOTALS	RPI 1-25	RPI 26-50	W-L RECORDS	RPI 51-100	RPI 101-999	RPI 201+				
9- 10	0- 1	0- 0	OVERALL	0- 3	9- 6	6- 3				
4- 4	0- 0	0- 0	HOME	0- 2	4- 2	2- 1				
5- 6	0- 1	0- 0	AWAY	0- 1	5- 4	4- 2				
0- 0	0- 0	0- 0	NEUTRAL	0- 0	0- 0	0- 0				
6- 4	0- 1	0- 0	NON-CONFERENCE	0- 1	6- 2	3- 2				
4- 1	0- 0	0- 0	HOME	0- 1	4- 0	2- 0				
2- 3	0- 1	0- 0	AWAY	0- 0	2- 2	1- 2				
0- 0	0- 0	0- 0	NEUTRAL	0- 0	0- 0	0- 0				
3- 6	0- 0	0- 0	CONFERENCE	0- 2	3- 4	3- 1				
0- 3	0- 0	0- 0	HOME	0- 1	0- 2	0- 1				
3- 3	0- 0	0- 0	AWAY	0- 1	3- 2	3- 0				
0- 0	0- 0	0- 0	NEUTRAL	0- 0	0- 0	0- 0				

RPI 1-25				RPI 26-50				RPI 51-100				RPI 101+ Team's RPI: 187			
RPI	S	Opponent	Score	RPI	S	Opponent	Score	RPI	S	Opponent	Score	RPI	S	Opponent	Score
19	A	Marquette	53 83					64	H	American	46 64	104	H	Dartmouth	71 56
								87	A	Navy	44 70	127	A	Yale	82 65
								98	H	Delaware	59 70	160	A	Bucknell	36 60
												175	H	Binghamton	73 61
												178	A	Lehigh	55 59
												183	H	Boston U.	59 60
												220	A	Lafayette	65 60
												221	H	Holy Cross	62 70
												226	A	Loyola Maryland	69 62
												251	H	LIU Brooklyn	71 37
												273	A	Colgate	62 54
												276	A	St. Francis Brooklyn	52 73
												289	A	Fairleigh Dickinson	56 58
												315	A	Air Force	65 59
												340	H	NJIT	79 49

LAST 12 Division I GAMES:															
273	A	Colgate	62 54	160	A	Bucknell	36 60								
178	A	Lehigh	55 59	226	A	Loyola Maryland	69 62								
221	H	Holy Cross	62 70	183	H	Boston U.	59 60								
87	A	Navy	44 70	19	A	Marquette	53 83								
220	A	Lafayette	65 60	98	H	Delaware	59 70								
64	H	American	46 64	315	A	Air Force	65 59								

Non-Div I Games: St. Joseph's (Brkln) 107 46

Army West Point

Average RPI Win: 201
Average RPI Loss: 60

WON-LOST
RECORD

WINNING
PCT. RANK

LAST 10
GAMES

STRENGTH OF
SCHEDULE

OPP. STRENGTH
OF SCHEDULE

TEAM
RPI

ADJ.
RPI

CONF.
RPI

ADJ CONF.
RPI

DIV. I ONLY	9- 9	170	3- 6	60	66	108	108	2	2
DIV. I NON-CONF.	8- 3	65	4- 0	241	166	107	107	2	2
<hr/>									
TOTALS	RPI 1-25	RPI 26-50	W-L RECORDS	RPI 51-100	RPI 101-999	RPI 201+			
9- 9	0- 4	0- 1	OVERALL	1- 3	8- 1	4- 0			
6- 2	0- 1	0- 0	HOME	0- 1	6- 0	4- 0			
2- 5	0- 3	0- 1	AWAY	1- 1	1- 0	0- 0			
1- 2	0- 0	0- 0	NEUTRAL	0- 1	1- 1	0- 0			
8- 3	0- 0	0- 0	NON-CONFERENCE	1- 2	7- 1	4- 0			
5- 0	0- 0	0- 0	HOME	0- 0	5- 0	4- 0			
2- 1	0- 0	0- 0	AWAY	1- 1	1- 0	0- 0			
1- 2	0- 0	0- 0	NEUTRAL	0- 1	1- 1	0- 0			
1- 6	0- 4	0- 1	CONFERENCE	0- 1	1- 0	0- 0			
1- 2	0- 1	0- 0	HOME	0- 1	1- 0	0- 0			
0- 4	0- 3	0- 1	AWAY	0- 0	0- 0	0- 0			
0- 0	0- 0	0- 0	NEUTRAL	0- 0	0- 0	0- 0			

RPI 1-25				RPI 26-50				RPI 51-100				RPI 101+				Team's RPI: 108
RPI	S	Opponent	Score	RPI	S	Opponent	Score	RPI	S	Opponent	Score	RPI	S	Opponent	Score	
9	A	Tennessee	59 70	40	A	LSU	56 59	71	A	Virginia Tech	63 72	124	A	Louisiana	70 60	
15	H	Texas A&M	73 82					72	A	Indiana	65 53	150	N	Georgetown	60 40	
20	A	Georgia	48 60					83	H	Arkansas	58 68	186	N	Northwestern	48 49	
21	A	South Carolina	63 71					97	N	Chattanooga	41 50	191	H	Louisiana Tech	75 59	
												192	H	Florida	84 55	
												209	H	Southern U.	65 47	
												230	H	N. C. A&T	63 53	
												310	H	Southeastern La.	80 46	
												332	H	La. -Monroe	67 41	
<hr/>																
LAST 12 Division I GAMES:																
20	A	Georgia	48 60	192	H	Florida	84 55	310	H	Southeastern La.	80 46	209	H	Southern U.	65 47	
40	A	LSU	56 59	310	H	Southeastern La.	80 46	124	A	Louisiana	70 60	72	A	Indiana	65 53	
83	H	Arkansas	58 68	209	H	Southern U.	65 47	72	A	Indiana	65 53	332	H	La. -Monroe	67 41	
21	A	South Carolina	63 71	124	A	Louisiana	70 60									
15	H	Texas A&M	73 82	72	A	Indiana	65 53									
9	A	Tennessee	59 70	332	H	La. -Monroe	67 41									

Non-Div I Games: Xavier (LA) 70 44

Auburn

Loss, Non-Conf, S Site, H Home A Away N Neutral

Average RPI Win:	291	WON-LOST	WINNING	LAST 10	STRENGTH OF	OPP. STRENGTH	TEAM	ADJ.	CONF.	ADJ CONF.
Average RPI Loss:	135	RECORD	PCT. RANK	GAMES	SCHEDULE	OF SCHEDULE	RPI	RPI	RPI	RPI
DIV. I ONLY	9- 8	157	4- 6	331	233	235	235	26	26	
DIV. I NON-CONF.	5- 4	146	1- 3	317	269	208	208	27	27	

TOTALS	RPI 1-25	RPI 26-50	W-L RECORDS	RPI 51-100	RPI 101-999	RPI 201+				
9- 8	0- 0	0- 1	OVERALL	0- 2	9- 5	9- 1				
5- 2	0- 0	0- 0	HOME	0- 0	5- 2	5- 0				
4- 6	0- 0	0- 0	AWAY	0- 1	4- 1	4- 0				
0- 0	0- 0	0- 0	NEUTRAL	0- 0	0- 0	0- 0				
5- 4	0- 0	0- 1	NON-CONFERENCE	0- 1	5- 2	5- 0				
2- 1	0- 0	0- 0	HOME	0- 0	2- 1	2- 0				
3- 3	0- 0	0- 1	AWAY	0- 1	3- 1	3- 0				
0- 0	0- 0	0- 0	NEUTRAL	0- 0	0- 0	0- 0				
4- 4	0- 0	0- 0	CONFERENCE	0- 1	4- 3	4- 1				
3- 1	0- 0	0- 0	HOME	0- 0	3- 1	3- 0				
1- 3	0- 0	0- 0	AWAY	0- 1	1- 2	1- 1				
0- 0	0- 0	0- 0	NEUTRAL	0- 0	0- 0	0- 0				

RPI 1-25				RPI 26-50				RPI 51-100				RPI 101+ Team's RPI: 235			
RPI	S	Opponent	Score	RPI	S	Opponent	Score	RPI	S	Opponent	Score	RPI	S	Opponent	Score
				33	A	Ball St.	57 89	77	A	Belmont	75 78	110	H	Western Ill.	68 81
								81	A	Butler	54 75	136	A	Jacksonville St.	47 65
												152	H	SIUE	38 61
												165	A	Illinois	47 59
												205	H	Southeast Mo. St.	66 65
												246	H	UT Martin	69 62
												254	A	Lipscomb	71 63
												258	A	Northern Ky.	53 52
												283	A	Alabama A&M	55 52
												326	A	Tennessee Tech	59 63
												341	H	Ark. -Pine Bluff	97 61
												342	H	Eastern Ill.	69 59
												345	A	Tennessee St.	75 59
												347	H	Evansville	82 73
LAST 12 Division I GAMES:															
				77	A	Belmont	75 78	342	H	Eastern Ill.	69 59				
				345	A	Tennessee St.	75 59	152	H	SIUE	38 61				
				136	A	Jacksonville St.	47 65	33	A	Ball St.	57 89				
				326	A	Tennessee Tech	59 63	165	A	Illinois	47 59				
				205	H	Southeast Mo. St.	66 65	110	H	Western Ill.	68 81				
				246	H	UT Martin	69 62	258	A	Northern Ky.	53 52				

Non-Div I Games: Christian Bros. 73 50 Trevecca Nazarene 80 72

Austin Peay

Loss,
Non-Conf,
S Site,
H Home
A Away
N Neutral

Average RPI Win:	215	WON-LOST	WINNING	LAST 10	STRENGTH OF	OPP. STRENGTH	TEAM	ADJ.	CONF.	ADJ CONF.
Average RPI Loss:	115	RECORD	PCT. RANK	GAMES	SCHEDULE	OF SCHEDULE	RPI	RPI	RPI	RPI
DIV. I ONLY	11- 8	125	7- 3	162	140	120	120	12	12	
DIV. I NON-CONF.	5- 6	187	2- 2	130	143	174	174	10	10	

TOTALS	RPI 1-25	RPI 26-50	W-L RECORDS	RPI 51-100	RPI 101-999	RPI 201+				
11- 8	0- 2	0- 1	OVERALL	1- 1	10- 4	7- 1				
7- 2	0- 1	0- 0	HOME	1- 0	6- 1	4- 1				
4- 6	0- 1	0- 1	AWAY	0- 1	4- 3	3- 0				
0- 0	0- 0	0- 0	NEUTRAL	0- 0	0- 0	0- 0				
5- 6	0- 2	0- 1	NON-CONFERENCE	1- 0	4- 3	4- 1				
4- 2	0- 1	0- 0	HOME	1- 0	3- 1	3- 1				
1- 4	0- 1	0- 1	AWAY	0- 0	1- 2	1- 0				
0- 0	0- 0	0- 0	NEUTRAL	0- 0	0- 0	0- 0				
6- 2	0- 0	0- 0	CONFERENCE	0- 1	6- 1	3- 0				
3- 0	0- 0	0- 0	HOME	0- 0	3- 0	1- 0				
3- 2	0- 0	0- 0	AWAY	0- 1	3- 1	2- 0				
0- 0	0- 0	0- 0	NEUTRAL	0- 0	0- 0	0- 0				

RPI 1-25				RPI 26-50				RPI 51-100				RPI 101+ Team's RPI: 120			
RPI	S	Opponent	Score	RPI	S	Opponent	Score	RPI	S	Opponent	Score	RPI	S	Opponent	Score
17	A	Cal i forni a	45 70	39	A	Northern Colo.	74 79	65	A	Saint Mary's (CA)	49 57	131	H	Paci fi c	77 65
20	H	Georgi a	63 79					66	H	Utah	77 68	134	A	Washi ngton	72 80
												168	A	Loyol a Marymount	67 55
												169	A	Colorado St.	54 56
												170	A	San Di ego	69 70
												174	H	San Franci sco	70 66
												202	A	Eastern Wash.	73 69
												204	A	Pepperdi ne	73 67
												222	H	Montana St.	75 54
												269	H	Santa Clara	65 47
												301	H	Utah Valley	75 54
												303	H	Southern Utah	75 67
												306	H	Utah St.	69 76
												321	A	Portl and	72 58

LAST 12 Di vi si on I GAMES:															
170	A	San Di ego	69 70	65	A	Saint Mary's (CA)	49 57	321	A	Portl and	72 58	222	H	Montana St.	75 54
168	A	Loyol a Marymount	67 55					17	A	Cal i forni a	45 70	66	H	Utah	77 68
269	H	Santa Clara	65 47					66	H	Utah	77 68	306	H	Utah St.	69 76
204	A	Pepperdi ne	73 67												
131	H	Paci fi c	77 65												
174	H	San Franci sco	70 66												

Non-Di v I Games:

BYU

Average RPI Win:	154	WON-LOST	WINNING	LAST 10	STRENGTH OF	OPP. STRENGTH	TEAM	ADJ.	CONF.	ADJ CONF.
Average RPI Loss:	42	RECORD	PCT. RANK	GAMES	SCHEDULE	OF SCHEDULE	RPI	RPI	RPI	RPI
DIV. I ONLY	15- 3	21	7- 3	86	76	33	33	7	7	
DIV. I NON-CONF.	10- 0	1	3- 0	182	102	20	20	8	8	

TOTALS	RPI 1-25	RPI 26-50	W-L RECORDS	RPI 51-100	RPI 101-999	RPI 201+				
15- 3	0- 1	1- 1	OVERALL	2- 1	12- 0	5- 0				
8- 2	0- 1	0- 1	HOME	2- 0	6- 0	3- 0				
7- 1	0- 0	1- 0	AWAY	0- 1	6- 0	2- 0				
0- 0	0- 0	0- 0	NEUTRAL	0- 0	0- 0	0- 0				
10- 0	0- 0	1- 0	NON-CONFERENCE	2- 0	7- 0	4- 0				
6- 0	0- 0	0- 0	HOME	2- 0	4- 0	3- 0				
4- 0	0- 0	1- 0	AWAY	0- 0	3- 0	1- 0				
0- 0	0- 0	0- 0	NEUTRAL	0- 0	0- 0	0- 0				
5- 3	0- 1	0- 1	CONFERENCE	0- 1	5- 0	1- 0				
2- 2	0- 1	0- 1	HOME	0- 0	2- 0	0- 0				
3- 1	0- 0	0- 0	AWAY	0- 1	3- 0	1- 0				
0- 0	0- 0	0- 0	NEUTRAL	0- 0	0- 0	0- 0				

RPI 1-25				RPI 26-50				RPI 51-100				RPI 101+			
RPI	S	Opponent	Score	RPI	S	Opponent	Score	RPI	S	Opponent	Score	RPI	S	Opponent	Score
22	H	Buffalo	80 84	38	H	Central Mich.	65 69	57	H	Western Ky.	93 81	106	A	Kent St.	79 58
				46	A	Purdue	66 60	67	A	Toledo	66 72	114	H	Miami (OH)	86 61
								81	H	Butler	87 75	117	H	Missouri St.	70 58
												125	A	Bowling Green	84 73
												125	H	Bowling Green	82 41
												132	A	Vanderbilt	88 79
												137	A	Cleveland St.	76 64
												205	H	Southeast Mo. St.	69 56
												224	A	Akron	74 61
												235	H	Austin Peay	89 57
												254	H	Lipscomb	84 46
												345	A	Tennessee St.	85 65

Team's RPI: 33															
LAST 12 Division I GAMES:															
125	H	Bowling Green	82 41	114	H	Miami (OH)	86 61								
106	A	Kent St.	79 58	38	H	Central Mich.	65 69								
67	A	Toledo	66 72	57	H	Western Ky.	93 81								
22	H	Buffalo	80 84	235	H	Austin Peay	89 57								
224	A	Akron	74 61	205	H	Southeast Mo. St.	69 56								
125	A	Bowling Green	84 73	46	A	Purdue	66 60								

Non-Div I Games: Oakland City 126 55

Ball St.

Average RPI Win: 138

Average RPI Loss: 8

WON-LOST
RECORD

WINNING
PCT. RANK

LAST 10
GAMES

STRENGTH OF
SCHEDULE

OPP. STRENGTH
OF SCHEDULE

TEAM
RPI

ADJ.
RPI

CONF.
RPI

ADJ CONF.
RPI

DIV. I ONLY	17- 1	4	10- 0	113	19	13	13	5	5
DIV. I NON-CONF.	10- 1	16	5- 0	125	49	18	18	6	6

TOTALS	RPI 1-25	RPI 26-50	W-L RECORDS	RPI 51-100	RPI 101-999	RPI 201+			
17- 1	0- 1	2- 0	OVERALL	4- 0	11- 0	4- 0			
10- 0	0- 0	1- 0	HOME	2- 0	7- 0	3- 0			
5- 1	0- 1	1- 0	AWAY	1- 0	3- 0	1- 0			
2- 0	0- 0	0- 0	NEUTRAL	1- 0	1- 0	0- 0			
10- 1	0- 1	1- 0	NON-CONFERENCE	2- 0	7- 0	3- 0			
7- 0	0- 0	1- 0	HOME	1- 0	5- 0	2- 0			
1- 1	0- 1	0- 0	AWAY	0- 0	1- 0	1- 0			
2- 0	0- 0	0- 0	NEUTRAL	1- 0	1- 0	0- 0			
7- 0	0- 0	1- 0	CONFERENCE	2- 0	4- 0	1- 0			
3- 0	0- 0	0- 0	HOME	1- 0	2- 0	1- 0			
4- 0	0- 0	1- 0	AWAY	1- 0	2- 0	0- 0			
0- 0	0- 0	0- 0	NEUTRAL	0- 0	0- 0	0- 0			

RPI 1-25 Team's RPI: 13				RPI 26-50				RPI 51-100				RPI 101+			
RPI	S	Opponent	Score	RPI	S	Opponent	Score	RPI	S	Opponent	Score	RPI	S	Opponent	Score
8	A	UCLA	68 82	26	H	Stanford	81 57	53	N	Georgi a Tech	80 57	113	H	Kentucky	90 63
				34	A	Okl ahoma	74 52	76	A	Kansas St.	88 58	117	N	Missouri St.	100 58
								76	H	Kansas St.	75 50	122	A	Kansas	83 48
								95	H	Central Ark.	86 55	132	A	Iowa St.	79 50
												132	H	Iowa St.	89 49
												141	H	North Dakota	105 43
												142	H	Lamar Uni versi ty	121 62
												227	H	Texas Tech	97 49
												260	A	Ni choll s St.	85 43
												290	H	McNeese	95 34
												305	H	Coppin St.	100 54
LAST 12 Division I GAMES:															
				76	H	Kansas St.	75 50	76	A	Kansas St.	88 58				
				132	A	Iowa St.	79 50	260	A	Ni choll s St.	85 43				
				34	A	Okl ahoma	74 52	290	H	McNeese	95 34				
				122	A	Kansas	83 48	141	H	North Dakota	105 43				
				132	H	Iowa St.	89 49	26	H	Stanford	81 57				
				227	H	Texas Tech	97 49	113	H	Kentucky	90 63				

Non-Div I Games:

Bayl or

Average RPI Loss: 54

DIV. I ONLY	17- 3	14	9- 1	245	120	77	77	26	26
DIV. I NON-CONF.	9- 3	61	3- 1	170	32	60	60	27	27
TOTALS	RPI 1-25	RPI 26-50	W-L RECORDS	RPI 51-100	RPI 101-999	RPI 201+			
17- 3	0- 0	1- 2	OVERALL	1- 0	15- 1	10- 0			
7- 1	0- 0	0- 0	HOME	0- 0	7- 1	5- 0			
8- 1	0- 0	0- 0	AWAY	0- 0	8- 0	5- 0			
2- 1	0- 0	1- 1	NEUTRAL	1- 0	0- 0	0- 0			
9- 3	0- 0	1- 2	NON-CONFERENCE	1- 0	7- 1	4- 0			
3- 1	0- 0	0- 0	HOME	0- 0	3- 1	2- 0			
4- 1	0- 0	0- 1	AWAY	0- 0	4- 0	2- 0			
2- 1	0- 0	1- 1	NEUTRAL	1- 0	0- 0	0- 0			
8- 0	0- 0	0- 0	CONFERENCE	0- 0	8- 0	6- 0			
4- 0	0- 0	0- 0	HOME	0- 0	4- 0	3- 0			
4- 0	0- 0	0- 0	AWAY	0- 0	4- 0	3- 0			
0- 0	0- 0	0- 0	NEUTRAL	0- 0	0- 0	0- 0			

RPI 1-25				RPI 26-50				RPI 51-100				Team's RPI : 77				RPI 101+			
RPI	S	Opponent	Score	RPI	S	Opponent	Score	RPI	S	Opponent	Score	RPI	S	Opponent	Score	RPI	S	Opponent	Score
				26	N	Stanford	53 74	58	N	Gonzaga	71 63	101	H	Wright St.	81 91				
				34	A	Oklahoma	73 96					132	A	Vanderbilt	111 74				
				41	N	FGCU	75 65					136	H	Jacksonville St.	71 55				
												152	A	SIUE	72 55				
												156	A	Tulsa	90 65				
												176	H	Samford	83 46				
												205	A	Southeast Mo. St.	67 57				
												213	A	Arkansas St.	83 52				
												235	H	Austin Peay	78 75				
												246	A	UT Martin	65 63				
												254	A	Lipscomb	91 59				
												259	H	Presbyterian	90 48				
												299	H	Murray St.	70 65				
												308	H	Fort Wayne	74 42				
												326	H	Tennessee Tech	78 59				
												342	A	Eastern Ill.	86 58				
LAST 12 Division I GAMES:																			
				235	H	Austin Peay	78 75					246	A	UT Martin	65 63				
				299	H	Murray St.	70 65					205	A	Southeast Mo. St.	67 57				
				342	A	Eastern Ill.	86 58					132	A	Vanderbilt	111 74				
				152	A	SIUE	72 55					101	H	Wright St.	81 91				
				136	H	Jacksonville St.	71 55					213	A	Arkansas St.	83 52				
				326	H	Tennessee Tech	78 59					254	A	Lipscomb	91 59				

Non-Div I Games:	Trevecca Nazarene	97	39
------------------	-------------------	----	----

Bel mont

■ Loss, ■ Non-Conf, S Site, H Home A Away N Neutral

Average RPI Win:	269	WON-LOST	WINNING	LAST 10	STRENGTH OF	OPP. STRENGTH	TEAM	ADJ.	CONF.	ADJ CONF.
Average RPI Loss:	182	RECORD	PCT. RANK	GAMES	SCHEDULE	OF SCHEDULE	RPI	RPI	RPI	RPI
DIV. I ONLY	11- 4	60	8- 2	339	323	198	198	31	31	
DIV. I NON-CONF.	6- 4	122	4- 2	285	308	214	214	31	31	

TOTALS	RPI 1-25	RPI 26-50	W-L RECORDS	RPI 51-100	RPI 101-999	RPI 201+				
11- 4	0- 0	0- 0	OVERALL	0- 1	11- 3	10- 2				
5- 2	0- 0	0- 0	HOME	0- 0	5- 2	5- 1				
4- 2	0- 0	0- 0	AWAY	0- 1	4- 1	4- 1				
2- 0	0- 0	0- 0	NEUTRAL	0- 0	2- 0	1- 0				
6- 4	0- 0	0- 0	NON-CONFERENCE	0- 1	6- 3	5- 2				
3- 2	0- 0	0- 0	HOME	0- 0	3- 2	3- 1				
1- 2	0- 0	0- 0	AWAY	0- 1	1- 1	1- 1				
2- 0	0- 0	0- 0	NEUTRAL	0- 0	2- 0	1- 0				
5- 0	0- 0	0- 0	CONFERENCE	0- 0	5- 0	5- 0				
2- 0	0- 0	0- 0	HOME	0- 0	2- 0	2- 0				
3- 0	0- 0	0- 0	AWAY	0- 0	3- 0	3- 0				
0- 0	0- 0	0- 0	NEUTRAL	0- 0	0- 0	0- 0				

RPI 1-25				RPI 26-50				RPI 51-100				RPI 101+				Team's RPI: 198
RPI	S	Opponent	Score	RPI	S	Opponent	Score	RPI	S	Opponent	Score	RPI	S	Opponent	Score	
								62	A	Mi ami (FL)	39 85	118	H	Jacksonville	58 68	
												157	N	Texas St.	62 56	
												209	H	Southern U.	68 56	
												225	N	Richmond	63 50	
												238	A	Howard	59 55	
												239	A	North Florida	63 70	
												278	A	FIU	77 59	
												279	H	Grand Canyon	69 60	
												295	H	Prairie View	77 52	
												304	A	Delaware St.	68 60	
												310	H	Southeastern La.	58 60	
												312	A	UMES	55 48	
												324	H	South Carolina St.	68 50	
												334	H	Florida A&M	44 42	

LAST 12 Division I GAMES:																
304	A	Delaware St.	68 60	225	N	Richmond	63 50									
334	H	Florida A&M	44 42	157	N	Texas St.	62 56									
312	A	UMES	55 48	118	H	Jacksonville	58 68									
238	A	Howard	59 55	209	H	Southern U.	68 56									
324	H	South Carolina St.	68 50	279	H	Grand Canyon	69 60									
62	A	Mi ami (FL)	39 85	239	A	North Florida	63 70									

Non-Div I Games: Edward Waters 101 60 Palm Beach Atl. 61 48

Bethune-Cookman

Average RPI Win:	239	WON-LOST	WINNING	LAST 10	STRENGTH OF	OPP. STRENGTH	TEAM	ADJ.	CONF.	ADJ CONF.
Average RPI Loss:	156	RECORD	PCT. RANK	GAMES	SCHEDULE	OF SCHEDULE	RPI	RPI	RPI	RPI
DIV. I ONLY	12- 7	95	7- 3	286	270	175	175	20	20	
DIV. I NON-CONF.	8- 4	87	5- 0	318	265	173	173	24	24	

TOTALS	RPI 1-25	RPI 26-50	W-L RECORDS	RPI 51-100	RPI 101-999	RPI 201+				
12- 7	0- 0	0- 0	OVERALL	1- 1	11- 6	8- 1				
5- 3	0- 0	0- 0	HOME	0- 0	5- 3	2- 1				
6- 3	0- 0	0- 0	AWAY	1- 1	5- 2	5- 0				
1- 1	0- 0	0- 0	NEUTRAL	0- 0	1- 1	1- 0				
8- 4	0- 0	0- 0	NON-CONFERENCE	0- 0	8- 4	6- 0				
3- 1	0- 0	0- 0	HOME	0- 0	3- 1	1- 0				
4- 2	0- 0	0- 0	AWAY	0- 0	4- 2	4- 0				
1- 1	0- 0	0- 0	NEUTRAL	0- 0	1- 1	1- 0				
4- 3	0- 0	0- 0	CONFERENCE	1- 1	3- 2	2- 1				
2- 2	0- 0	0- 0	HOME	0- 0	2- 2	1- 1				
2- 1	0- 0	0- 0	AWAY	1- 1	1- 0	1- 0				
0- 0	0- 0	0- 0	NEUTRAL	0- 0	0- 0	0- 0				

RPI 1-25				RPI 26-50				RPI 51-100				RPI 101+				Team's RPI: 175
RPI	S	Opponent	Score	RPI	S	Opponent	Score	RPI	S	Opponent	Score	RPI	S	Opponent	Score	
								70	A	Albany (NY)	46 63	104	H	Dartmouth	80 64	
								75	A	Maine	66 62	105	H	Penn	77 72	
												127	H	Yale	69 73	
												138	H	Hartford	64 59	
												156	N	Tulsa	55 60	
												160	A	Bucknell	59 64	
												163	H	New Hampshire	61 63	
												187	A	Army West Point	61 73	
												231	H	Stony Brook	59 67	
												261	A	Cornell	66 58	
												267	A	Rider	76 54	
												281	A	Bryant	55 47	
												303	A	Southern Utah	72 66	
												312	N	UMES	68 51	
												327	H	UMBC	81 51	
												340	H	NJIT	67 36	
												349	A	UMass Lowell	76 46	

LAST 12 Division I GAMES:																
				327	H	UMBC	81 51					75	A	Maine	66 62	
				349	A	UMass Lowell	76 46					104	H	Dartmouth	80 64	
				231	H	Stony Brook	59 67					267	A	Rider	76 54	
				70	A	Albany (NY)	46 63					261	A	Cornell	66 58	
				138	H	Hartford	64 59					340	H	NJIT	67 36	
				163	H	New Hampshire	61 63					281	A	Bryant	55 47	

Non-Div I Games: SUNY Cortland 90 36

Binghamton

Average RPI Win:	204	WON-LOST	WINNING	LAST 10	STRENGTH OF	OPP. STRENGTH	TEAM	ADJ.	CONF.	ADJ CONF.
Average RPI Loss:	147	RECORD	PCT. RANK	GAMES	SCHEDULE	OF SCHEDULE	RPI	RPI	RPI	RPI
DIV. I ONLY	10- 8	136	7- 3	219	153	180	180	16	16	
DIV. I NON-CONF.	4- 5	202	1- 2	293	177	266	266	17	17	
<hr/>										
TOTALS	RPI 1-25	RPI 26-50	W-L RECORDS	RPI 51-100	RPI 101-999	RPI 201+				
10- 8	0- 0	0- 0	OVERALL	0- 4	10- 4	5- 2				
4- 5	0- 0	0- 0	HOME	0- 3	4- 2	0- 1				
6- 1	0- 0	0- 0	AWAY	0- 1	6- 0	5- 0				
0- 2	0- 0	0- 0	NEUTRAL	0- 0	0- 2	0- 1				
4- 5	0- 0	0- 0	NON-CONFERENCE	0- 2	4- 3	2- 2				
2- 3	0- 0	0- 0	HOME	0- 2	2- 1	0- 1				
2- 0	0- 0	0- 0	AWAY	0- 0	2- 0	2- 0				
0- 2	0- 0	0- 0	NEUTRAL	0- 0	0- 2	0- 1				
6- 3	0- 0	0- 0	CONFERENCE	0- 2	6- 1	3- 0				
2- 2	0- 0	0- 0	HOME	0- 1	2- 1	0- 0				
4- 1	0- 0	0- 0	AWAY	0- 1	4- 0	3- 0				
0- 0	0- 0	0- 0	NEUTRAL	0- 0	0- 0	0- 0				

RPI 1-25				RPI 26-50				RPI 51-100				RPI 101+				Team's RPI: 180
RPI	S	Opponent	Score	RPI	S	Opponent	Score	RPI	S	Opponent	Score	RPI	S	Opponent	Score	
								51	H	Wyoming	51 66	111	H	UNLV	69 60	
								65	H	Saint Mary's (CA)	72 74	134	H	Washington	85 62	
								68	A	New Mexico	83 100	149	H	Saint Francis (PA)	87 59	
								69	H	Washington St.	53 61	154	H	Fresno St.	75 66	
												164	H	Nevada	68 72	
												169	A	Colorado St.	62 58	
												170	N	San Diego	52 72	
												202	A	Eastern Wash.	61 57	
												229	A	San Diego St.	86 70	
												263	H	CSU Bakersfield	59 65	
												266	A	San Jose St.	112 80	
												306	A	Utah St.	64 42	
												321	A	Portland	73 47	
												325	N	Northern Ari z.	60 62	
<hr/>																
LAST 12 Division I GAMES:																
266	A	San Jose St.	112 80	68	A	New Mexico	83 100									
164	H	Nevada	68 72	111	H	UNLV	69 60									
306	A	Utah St.	64 42	169	A	Colorado St.	62 58									
229	A	San Diego St.	86 70	149	H	Saint Francis (PA)	87 59									
154	H	Fresno St.	75 66	263	H	CSU Bakersfield	59 65									
51	H	Wyoming	51 66	69	H	Washington St.	53 61									

Non-Div I Games: Corban 94 50 Northwest Chrst. 83 51

Boise St.

Average RPI Win:	145	WON-LOST	WINNING	LAST 10	STRENGTH OF	OPP. STRENGTH	TEAM	ADJ.	CONF.	ADJ CONF.
Average RPI Loss:	111	RECORD	PCT. RANK	GAMES	SCHEDULE	OF SCHEDULE	RPI	RPI	RPI	RPI
DIV. I ONLY	6- 13	271	2- 8	42	61	184	184	1	1	
DIV. I NON-CONF.	5- 8	220	2- 4	127	154	211	211	1	1	

TOTALS	RPI 1-25	RPI 26-50	W-L RECORDS	RPI 51-100	RPI 101-999	RPI 201+				
6- 13	0- 1	1- 2	OVERALL	2- 4	3- 6	2- 2				
5- 5	0- 0	1- 1	HOME	2- 3	2- 1	1- 1				
1- 8	0- 1	0- 1	AWAY	0- 1	1- 4	1- 0				
0- 0	0- 0	0- 0	NEUTRAL	0- 0	0- 0	0- 0				
5- 8	0- 0	1- 1	NON-CONFERENCE	1- 2	3- 5	2- 2				
4- 3	0- 0	1- 0	HOME	1- 2	2- 1	1- 1				
1- 5	0- 0	0- 1	AWAY	0- 0	1- 4	1- 1				
0- 0	0- 0	0- 0	NEUTRAL	0- 0	0- 0	0- 0				
1- 5	0- 1	0- 1	CONFERENCE	1- 2	0- 1	0- 0				
1- 2	0- 0	0- 1	HOME	1- 1	0- 0	0- 0				
0- 3	0- 1	0- 0	AWAY	0- 1	0- 1	0- 0				
0- 0	0- 0	0- 0	NEUTRAL	0- 0	0- 0	0- 0				

RPI 1-25				RPI 26-50				RPI 51-100				RPI 101+ Team's RPI: 184			
RPI	S	Opponent	Score	RPI	S	Opponent	Score	RPI	S	Opponent	Score	RPI	S	Opponent	Score
2	A	Notre Dame	60 89	36	H	Virginia	57 68	62	H	Miami (FL)	43 65	104	A	Dartmouth	57 68
				43	A	Minnesota	68 78	71	A	Virginia Tech	58 89	109	A	Clemson	61 65
				45	H	Houston	79 74	74	H	Fordham	55 52	163	H	New Hampshire	64 55
								75	H	Maine	40 61	181	A	Providence	55 63
								85	H	North Carolina	77 64	183	A	Boston U.	57 61
								99	H	Seton Hall	53 73	203	A	Columbia	60 68
												221	A	Holy Cross	70 61
												277	H	Fairfield	58 66
												281	H	Bryant	65 42

LAST 12 Division I GAMES:															
				62	H	Miami (FL)	43 65	75	H	Maine	40 61				
				109	A	Clemson	61 65	181	A	Providence	55 63				
				2	A	Notre Dame	60 89	163	H	New Hampshire	64 55				
				36	H	Virginia	57 68	99	H	Seton Hall	53 73				
				85	H	North Carolina	77 64	221	A	Holy Cross	70 61				
				71	A	Virginia Tech	58 89	277	H	Fairfield	58 66				

Non-Div I Games:

Boston College

Average RPI Win:	217	WON-LOST	WINNING	LAST 10	STRENGTH OF	OPP. STRENGTH	TEAM	ADJ.	CONF.	ADJ CONF.
Average RPI Loss:	138	RECORD	PCT. RANK	GAMES	SCHEDULE	OF SCHEDULE	RPI	RPI	RPI	RPI
DIV. I ONLY	8- 11	222	3- 7	127	213	183	183	15	15	
DIV. I NON-CONF.	5- 5	170	0- 3	103	237	124	124	18	18	

TOTALS	RPI 1-25	RPI 26-50	W-L RECORDS	RPI 51-100	RPI 101-999	RPI 201+				
8- 11	0- 0	0- 1	OVERALL	1- 4	7- 6	4- 2				
3- 6	0- 0	0- 1	HOME	0- 1	3- 4	1- 2				
5- 5	0- 0	0- 0	AWAY	1- 3	4- 2	3- 0				
0- 0	0- 0	0- 0	NEUTRAL	0- 0	0- 0	0- 0				
5- 5	0- 0	0- 1	NON-CONFERENCE	1- 2	4- 2	2- 0				
2- 2	0- 0	0- 1	HOME	0- 0	2- 1	0- 0				
3- 3	0- 0	0- 0	AWAY	1- 2	2- 1	2- 0				
0- 0	0- 0	0- 0	NEUTRAL	0- 0	0- 0	0- 0				
3- 6	0- 0	0- 0	CONFERENCE	0- 2	3- 4	2- 2				
1- 4	0- 0	0- 0	HOME	0- 1	1- 3	1- 2				
2- 2	0- 0	0- 0	AWAY	0- 1	2- 1	1- 0				
0- 0	0- 0	0- 0	NEUTRAL	0- 0	0- 0	0- 0				

RPI	S	Opponent	Score	RPI	S	Opponent	Score	RPI	S	Opponent	Score	RPI	S	Opponent	Score	Team's RPI: 183
50	H	UCF	32 47	64	A	American	50 66	160	H	Bucknell	58 63	163	A	New Hampshire	57 72	
				87	H	Navy	59 64	178	A	Lehigh	58 74	184	H	Boston College	61 57	
				88	A	Harvard	70 80	187	A	Army West Point	60 59	189	H	Northeastern	74 73	
				90	A	Brown	68 92	197	H	Marist	52 80	220	H	Lafayette	45 47	
				98	A	Delaware	85 79	221	H	Holy Cross	57 60	226	H	Loyola Maryland	75 56	
								273	A	Colgate	62 49	281	A	Bryant	78 61	
								294	A	Vermont	57 41					

LAST 12 Division I GAMES:																
220	H	Lafayette	45 47	226	H	Loyola Maryland	75 56	160	H	Bucknell	58 63	187	A	Army West Point	60 59	
87	H	Navy	59 64	64	A	American	50 66	90	A	Brown	68 92	50	H	UCF	32 47	
221	H	Holy Cross	57 60	273	A	Colgate	62 49	197	H	Marist	52 80					
178	A	Lehigh	58 74													

Non-Div I Games:

Boston U.

Average RPI Win: 207
Average RPI Loss: 106

WON-LOST
RECORD

WINNING
PCT. RANK

LAST 10
GAMES

STRENGTH OF
SCHEDULE

OPP. STRENGTH
OF SCHEDULE

TEAM
RPI

ADJ.
RPI

CONF.
RPI

ADJ CONF.
RPI

DIV. I ONLY	9- 9	170	2- 7	80	173	125	125	7	7
DIV. I NON-CONF.	7- 3	74	1- 2	141	328	83	83	8	8
<hr/>									
TOTALS	RPI 1-25	RPI 26-50	W-L RECORDS	RPI 51-100	RPI 101-999	RPI 201+			
9- 9	0- 0	0- 4	OVERALL	0- 2	9- 3	4- 2			
4- 4	0- 0	0- 1	HOME	0- 1	4- 2	2- 2			
3- 5	0- 0	0- 3	AWAY	0- 1	3- 1	2- 0			
2- 0	0- 0	0- 0	NEUTRAL	0- 0	2- 0	0- 0			
7- 3	0- 0	0- 1	NON-CONFERENCE	0- 0	7- 2	3- 1			
3- 1	0- 0	0- 0	HOME	0- 0	3- 1	2- 1			
2- 2	0- 0	0- 1	AWAY	0- 0	2- 1	1- 0			
2- 0	0- 0	0- 0	NEUTRAL	0- 0	2- 0	0- 0			
2- 6	0- 0	0- 3	CONFERENCE	0- 2	2- 1	1- 1			
1- 3	0- 0	0- 1	HOME	0- 1	1- 1	0- 1			
1- 3	0- 0	0- 2	AWAY	0- 1	1- 0	1- 0			
0- 0	0- 0	0- 0	NEUTRAL	0- 0	0- 0	0- 0			

RPI S Opponent	Score	RPI S Opponent	Score	RPI S Opponent	Score	RPI S Opponent	Score	Team's RPI: 125
30 A South Dakota St.	44 76	78 H Ohio	63 70	106 H Kent St.	60 50	139 A Cincinnati	51 75	
33 A Ball St.	41 82	91 A Western Mi ch.	58 67	145 A Robert Morris	64 62	158 H Xavier	63 53	
33 H Ball St.	73 84			196 N Norfolk St.	59 50	199 N Fla. Atlantic	66 55	
38 A Central Mi ch.	54 90			214 H Eastern Mi ch.	52 54	224 A Akron	66 64	
				264 H Valparaiso	90 77	285 A Detroit Mercy	85 81	
				286 H Eastern Ky.	77 60	298 H Canisius	57 71	
<hr/>								
LAST 12 Division I GAMES:								
33 A Ball St.	41 82	214 H Eastern Mi ch.	52 54					
78 H Ohio	63 70	91 A Western Mi ch.	58 67					
106 H Kent St.	60 50	139 A Cincinnati	51 75					
224 A Akron	66 64	30 A South Dakota St.	44 76					
38 A Central Mi ch.	54 90	158 H Xavier	63 53					
33 H Ball St.	73 84	264 H Valparaiso	90 77					

Bowling Green

Bowling Green

Non-Div I Games: Ferris St. 82 73

Bowling Green

Loss, Non-Conf, S Site, H Home A Away N Neutral

Average RPI Win:	271	WON-LOST	WINNING	LAST 10	STRENGTH OF	OPP. STRENGTH	TEAM	ADJ.	CONF.	ADJ CONF.
Average RPI Loss:	154	RECORD	PCT. RANK	GAMES	SCHEDULE	OF SCHEDULE	RPI	RPI	RPI	RPI
DIV. I ONLY	9- 8	157	5- 5	301	257	217	217	24	24	
DIV. I NON-CONF.	5- 5	170	3- 2	244	249	195	195	22	22	

TOTALS	RPI 1-25	RPI 26-50	W-L RECORDS	RPI 51-100	RPI 101-999	RPI 201+				
9- 8	0- 1	0- 0	OVERALL	0- 0	9- 7	8- 2				
3- 3	0- 0	0- 0	HOME	0- 0	3- 3	2- 0				
5- 5	0- 1	0- 0	AWAY	0- 0	5- 4	5- 2				
1- 0	0- 0	0- 0	NEUTRAL	0- 0	1- 0	1- 0				
5- 5	0- 1	0- 0	NON-CONFERENCE	0- 0	5- 4	4- 1				
3- 1	0- 0	0- 0	HOME	0- 0	3- 1	2- 0				
1- 4	0- 1	0- 0	AWAY	0- 0	1- 3	1- 1				
1- 0	0- 0	0- 0	NEUTRAL	0- 0	1- 0	1- 0				
4- 3	0- 0	0- 0	CONFERENCE	0- 0	4- 3	4- 1				
0- 2	0- 0	0- 0	HOME	0- 0	0- 2	0- 0				
4- 1	0- 0	0- 0	AWAY	0- 0	4- 1	4- 1				
0- 0	0- 0	0- 0	NEUTRAL	0- 0	0- 0	0- 0				

RPI 1-25				RPI 26-50				RPI 51-100				RPI 101+ Team's RPI: 217			
RPI	S	Opponent	Score	RPI	S	Opponent	Score	RPI	S	Opponent	Score	RPI	S	Opponent	Score
12	A	Green Bay	40 72									110	H	Western Ill.	87 80
												117	H	Missouri St.	65 71
												137	H	Cleveland St.	65 67
												147	A	Northern Ill.	52 76
												165	A	Illinois	62 74
												167	H	Southern Ill.	62 63
												205	A	Southeast Mo. St.	53 57
												239	H	Omaha	69 56
												255	A	Illinois St.	62 42
												260	N	Nicholls St.	75 65
												264	A	Valparaiso	88 69
												282	A	Indiana St.	50 65
												291	A	Loyola Chicago	59 57
												329	H	Ill.-Chicago	58 48
												342	A	Eastern Ill.	67 52
												347	A	Evansville	117 59
LAST 12 Division I GAMES:															
347	A	Evansville	117 59	255	A	Illinois St.	62 42	110	H	Western Ill.	87 80	137	H	Cleveland St.	65 67
282	A	Indiana St.	50 65	110	H	Western Ill.	87 80	137	H	Cleveland St.	65 67	12	A	Green Bay	40 72
117	H	Missouri St.	65 71	137	H	Cleveland St.	65 67	12	A	Green Bay	40 72	342	A	Eastern Ill.	67 52
167	H	Southern Ill.	62 63	12	A	Green Bay	40 72	342	A	Eastern Ill.	67 52	329	H	Ill.-Chicago	58 48
264	A	Valparaiso	88 69	342	A	Eastern Ill.	67 52	329	H	Ill.-Chicago	58 48				
291	A	Loyola Chicago	59 57	329	H	Ill.-Chicago	58 48								

Non-Div I Games: Lincoln (MO) 88 44

Bradley

Average RPI	Win: 223	WON-LOST	WINNING	LAST 10	STRENGTH OF	OPP. STRENGTH	TEAM	ADJ.	CONF.	ADJ CONF.
Average RPI	Loss: 72	RECORD	PCT. RANK	GAMES	SCHEDULE	OF SCHEDULE	RPI	RPI	RPI	RPI
DIV. I ONLY	12- 2	11	8- 1	300	116	90	90	9	9	
DIV. I NON-CONF.	11- 1	13	9- 0	321	127	94	94	9	9	

TOTALS	RPI 1-25	RPI 26-50	W-L RECORDS	RPI 51-100	RPI 101-999	RPI 201+				
12- 2	0- 1	0- 0	OVERALL	0- 0	12- 1	7- 0				
5- 1	0- 1	0- 0	HOME	0- 0	5- 0	3- 0				
5- 1	0- 0	0- 0	AWAY	0- 0	5- 1	3- 0				
2- 0	0- 0	0- 0	NEUTRAL	0- 0	2- 0	1- 0				
11- 1	0- 1	0- 0	NON-CONFERENCE	0- 0	11- 0	7- 0				
4- 1	0- 1	0- 0	HOME	0- 0	4- 0	3- 0				
5- 0	0- 0	0- 0	AWAY	0- 0	5- 0	3- 0				
2- 0	0- 0	0- 0	NEUTRAL	0- 0	2- 0	1- 0				
1- 1	0- 0	0- 0	CONFERENCE	0- 0	1- 1	0- 0				
1- 0	0- 0	0- 0	HOME	0- 0	1- 0	0- 0				
0- 1	0- 0	0- 0	AWAY	0- 0	0- 1	0- 0				
0- 0	0- 0	0- 0	NEUTRAL	0- 0	0- 0	0- 0				

Brown

Brown

RPI	S	Opponent	Score	RPI	S	Opponent	Score	RPI	S	Opponent	Score	RPI	S	Opponent	Score
17	H	Cal i forni a	79 89									127	A	Yale	63 77
												127	H	Yale	81 71
												131	A	Paci fi c	74 57
												181	A	Provi dence	64 59
												183	H	Boston U.	92 68
												185	N	Hampton	73 66
												221	H	Hol y Cross	82 78
												238	A	Howard	85 81
												257	H	Sacred Heart	102 77
												273	A	Col gate	83 73
												281	H	Bryant	85 62
												281	N	Bryant	72 60
												314	A	Central Conn. St.	78 55
LAST 12 Division I GAMES:															
127	H	Yale	81 71	281	N	Bryant	72 60								
127	A	Yale	63 77	181	A	Provi dence	64 59								
238	A	Howard	85 81	221	H	Hol y Cross	82 78								
183	H	Boston U.	92 68	131	A	Paci fi c	74 57								
273	A	Col gate	83 73	185	N	Hampton	73 66								
257	H	Sacred Heart	102 77	17	H	Cal i forni a	79 89								

Non-Div I Games: Johnson & Wales (RI) 100 79

Brown

Average RPI Win:	285	WON-LOST	WINNING	LAST 10	STRENGTH OF	OPP. STRENGTH	TEAM	ADJ.	CONF.	ADJ CONF.
Average RPI Loss:	166	RECORD	PCT. RANK	GAMES	SCHEDULE	OF SCHEDULE	RPI	RPI	RPI	RPI
DIV. I ONLY	6- 12	259	5- 5	250	298	281	281	28	28	
DIV. I NON-CONF.	1- 10	327	1- 4	113	247	290	290	28	28	

TOTALS	RPI 1-25	RPI 26-50	W-L RECORDS	RPI 51-100	RPI 101-999	RPI 201+				
6- 12	0- 0	0- 0	OVERALL	0- 4	6- 8	6- 3				
3- 6	0- 0	0- 0	HOME	0- 0	3- 6	3- 2				
2- 5	0- 0	0- 0	AWAY	0- 3	2- 2	2- 1				
1- 1	0- 0	0- 0	NEUTRAL	0- 1	1- 0	1- 0				
1- 10	0- 0	0- 0	NON-CONFERENCE	0- 4	1- 6	1- 1				
0- 4	0- 0	0- 0	HOME	0- 0	0- 4	0- 0				
0- 5	0- 0	0- 0	AWAY	0- 3	0- 2	0- 1				
1- 1	0- 0	0- 0	NEUTRAL	0- 1	1- 0	1- 0				
5- 2	0- 0	0- 0	CONFERENCE	0- 0	5- 2	5- 2				
3- 2	0- 0	0- 0	HOME	0- 0	3- 2	3- 2				
2- 0	0- 0	0- 0	AWAY	0- 0	2- 0	2- 0				
0- 0	0- 0	0- 0	NEUTRAL	0- 0	0- 0	0- 0				

RPI 1-25				RPI 26-50				RPI 51-100				RPI 101+ Team's RPI: 281			
RPI	S	Opponent	Score	RPI	S	Opponent	Score	RPI	S	Opponent	Score	RPI	S	Opponent	Score
								75	A	Maine	68 70	138	H	Hartford	47 59
								86	A	James Madison	36 67	163	H	New Hampshire	65 74
								90	A	Brown	62 85	175	H	Binghamton	47 55
								90	N	Brown	60 72	183	H	Boston U.	61 78
												184	A	Boston College	42 65
												221	A	Holy Cross	57 59
												251	H	LIU Brooklyn	75 56
												257	A	Sacred Heart	81 73
												262	H	Mt. St. Mary's	63 68
												276	H	St. Francis Brooklyn	73 63
												289	A	Fairleigh Dickinson	65 48
												314	H	Central Conn. St.	66 50
												319	H	Wagner	66 75
												320	N	Rhode Island	58 52
LAST 12 Division I GAMES:															
276	H	St. Francis Brooklyn	73 63	319	H	Wagner	66 75								
251	H	LIU Brooklyn	75 56	86	A	James Madison	36 67								
257	A	Sacred Heart	81 73	138	H	Hartford	47 59								
289	A	Fairleigh Dickinson	65 48	175	H	Binghamton	47 55								
314	H	Central Conn. St.	66 50	90	N	Brown	60 72								
262	H	Mt. St. Mary's	63 68	320	N	Rhode Island	58 52								

Non-Div I Games:

Bryant

Average RPI Win:	226	WON-LOST	WINNING	LAST 10	STRENGTH OF	OPP. STRENGTH	TEAM	ADJ.	CONF.	ADJ CONF.
Average RPI Loss:	143	RECORD	PCT. RANK	GAMES	SCHEDULE	OF SCHEDULE	RPI	RPI	RPI	RPI
DIV. I ONLY	12- 8	114	6- 4	246	178	160	160	15	15	
DIV. I NON-CONF.	6- 5	153	1- 2	298	181	212	212	18	18	

TOTALS	RPI 1-25	RPI 26-50	W-L RECORDS	RPI 51-100	RPI 101-999	RPI 201+				
12- 8	0- 0	0- 1	OVERALL	1- 2	11- 5	8- 2				
7- 3	0- 0	0- 0	HOME	1- 0	6- 3	4- 2				
5- 5	0- 0	0- 1	AWAY	0- 2	5- 2	4- 0				
0- 0	0- 0	0- 0	NEUTRAL	0- 0	0- 0	0- 0				
6- 5	0- 0	0- 1	NON-CONFERENCE	0- 1	6- 3	5- 1				
3- 2	0- 0	0- 0	HOME	0- 0	3- 2	2- 1				
3- 3	0- 0	0- 1	AWAY	0- 1	3- 1	3- 0				
0- 0	0- 0	0- 0	NEUTRAL	0- 0	0- 0	0- 0				
6- 3	0- 0	0- 0	CONFERENCE	1- 1	5- 2	3- 1				
4- 1	0- 0	0- 0	HOME	1- 0	3- 1	2- 1				
2- 2	0- 0	0- 0	AWAY	0- 1	2- 1	1- 0				
0- 0	0- 0	0- 0	NEUTRAL	0- 0	0- 0	0- 0				

RPI	S	Opponent	Score	RPI	S	Opponent	Score	RPI	S	Opponent	Score	RPI	S	Opponent	Score
47	A	Drexel	54 63	64	A	American	58 68	155	A	Pittsburgh	39 57	166	H	Saint Joseph's	53 77
				74	A	Fordham	62 71	175	H	Binghamton	64 59	178	A	Lehigh	62 66
				87	H	Navy	47 39	183	A	Boston U.	63 58	187	H	Army West Point	60 36
								220	H	Lafayette	83 53	221	A	Holy Cross	71 47
								224	H	Akron	63 52	226	H	Loyola Maryland	65 68
								236	A	Youngstown St.	66 60	237	H	St. Bonaventure	48 59
								267	A	Rider	76 71	273	H	Colgate	77 57
								298	H	Canisius	76 57	337	A	Iona	60 53

LAST 12 Division I GAMES:															
87	H	Navy	47 39	187	H	Army West Point	60 36	183	A	Boston U.	63 58	64	A	American	58 68
221	A	Holy Cross	71 47	155	A	Pittsburgh	39 57	74	A	Fordham	62 71	175	H	Binghamton	64 59
226	H	Loyola Maryland	65 68	178	A	Lehigh	62 66	220	H	Lafayette	83 53	183	A	Boston U.	63 58
273	H	Colgate	77 57	337	A	Iona	60 53	221	A	Holy Cross	71 47	226	H	Loyola Maryland	65 68
178	A	Lehigh	62 66					236	A	Youngstown St.	66 60	237	H	St. Bonaventure	48 59
220	H	Lafayette	83 53					267	A	Rider	76 71	273	H	Colgate	77 57

Non-Div I Games:

Bucknell

Average RPI Win:	138	WON-LOST	WINNING	LAST 10	STRENGTH OF	OPP. STRENGTH	TEAM	ADJ.	CONF.	ADJ CONF.
Average RPI Loss:	129	RECORD	PCT. RANK	GAMES	SCHEDULE	OF SCHEDULE	RPI	RPI	RPI	RPI
DIV. I ONLY	15- 3	21	8- 2	96	57	22	22	7	7	
DIV. I NON-CONF.	9- 2	34	4- 1	162	58	38	38	8	8	

TOTALS	RPI 1-25	RPI 26-50	W-L RECORDS	RPI 51-100	RPI 101-999	RPI 201+				
15- 3	0- 0	2- 1	OVERALL	5- 0	8- 2	5- 1				
6- 0	0- 0	0- 0	HOME	3- 0	3- 0	2- 0				
6- 3	0- 0	2- 1	AWAY	1- 0	3- 2	3- 1				
3- 0	0- 0	0- 0	NEUTRAL	1- 0	2- 0	0- 0				
9- 2	0- 0	1- 1	NON-CONFERENCE	2- 0	6- 1	4- 1				
3- 0	0- 0	0- 0	HOME	1- 0	2- 0	2- 0				
3- 2	0- 0	1- 1	AWAY	0- 0	2- 1	2- 1				
3- 0	0- 0	0- 0	NEUTRAL	1- 0	2- 0	0- 0				
6- 1	0- 0	1- 0	CONFERENCE	3- 0	2- 1	1- 0				
3- 0	0- 0	0- 0	HOME	2- 0	1- 0	0- 0				
3- 1	0- 0	1- 0	AWAY	1- 0	1- 1	1- 0				
0- 0	0- 0	0- 0	NEUTRAL	0- 0	0- 0	0- 0				

RPI 1-25				Team's RPI: 22				RPI 26-50				RPI 51-100				RPI 101+			
RPI	S	Opponent	Score	RPI	S	Opponent	Score	RPI	S	Opponent	Score	RPI	S	Opponent	Score	RPI	S	Opponent	Score
				32	A	Arizona St.	57 76	56	N	Nebraska	82 72	109	N	Clemson	61 41				
				33	A	Ball St.	84 80	67	H	Toledo	87 69	111	N	UNLV	80 53				
				37	A	St. John's (NY)	73 72	78	A	Ohio	67 63	114	H	Miami (OH)	72 67				
								91	H	Western Mich.	71 49	147	A	Northern Ill.	84 86				
								98	H	Delaware	87 73	203	A	Columbia	65 63				
												207	A	Niagara	62 75				
												224	A	Akron	89 66				
												237	A	St. Bonaventure	76 59				
												298	H	Canisius	73 47				
												312	H	UMES	76 41				
LAST 12 Division I GAMES:																			
				67	H	Toledo	87 69	224	A	Akron	89 66								
				78	A	Ohio	67 63	37	A	St. John's (NY)	73 72								
				33	A	Ball St.	84 80	207	A	Niagara	62 75								
				114	H	Miami (OH)	72 67	237	A	St. Bonaventure	76 59								
				147	A	Northern Ill.	84 86	203	A	Columbia	65 63								
				91	H	Western Mich.	71 49	298	H	Canisius	73 47								

Non-Div I Games:

Buffalo

Average RPI Win: 183

Average RPI Loss: 48

WON-LOST
RECORDWINNING
PCT. RANKLAST 10
GAMESSTRENGTH OF
SCHEDULEOPP. STRENGTH
OF SCHEDULETEAM
RPIADJ.
RPICONF.
RPIADJ CONF.
RPIDIV. I ONLY
DIV. I NON-CONF.13- 8
8- 4106
876- 4
3- 081
13960
16381
7581
756
56
5

TOTALS

RPI 1-25

RPI 26-50

W-L RECORDS

RPI 51-100

RPI 101-999

RPI 201+

13- 8

0- 1

2- 6

OVERALL

2- 0

9- 1

6- 0

7- 2

0- 0

1- 1

HOME

1- 0

5- 1

3- 0

5- 4

0- 1

1- 3

AWAY

0- 0

4- 0

3- 0

1- 2

0- 0

0- 2

NEUTRAL

1- 0

0- 0

0- 0

8- 4

0- 0

0- 4

NON-CONFERENCE

1- 0

7- 0

6- 0

4- 0

0- 0

0- 0

HOME

0- 0

4- 0

3- 0

3- 2

0- 0

0- 2

AWAY

0- 0

3- 0

3- 0

1- 2

0- 0

0- 2

NEUTRAL

1- 0

0- 0

0- 0

5- 4

0- 1

2- 2

CONFERENCE

1- 0

2- 1

0- 0

3- 2

0- 0

1- 1

HOME

1- 0

1- 1

0- 0

2- 2

0- 1

1- 1

AWAY

0- 0

1- 0

0- 0

0- 0

0- 0

0- 0

NEUTRAL

0- 0

0- 0

0- 0

RPI 1-25

RPI S Opponent
19 A MarquetteScore
67 69

RPI 26-50

RPI S Opponent
27 A VillanovaScore
76 53

28 A South Fla. 55 71

29 A DePaul 65 87

33 A Ball St. 75 87

35 N West Virginia 68 75

37 H St. John's (NY) 55 73

47 N Drexel 62 76

48 H Creighton 59 53

RPI 51-100

Team's RPI: 81

RPI S Opponent Score
71 N Virginia Tech 79 77

99 H Seton Hall 66 48

RPI 101+

RPI S Opponent Score
150 A Georgetown 66 57

158 H Xavier 62 69

181 H Providence 68 57

190 H Wisconsin 69 62

235 H Austin Peay 75 54

254 H Lipscomb 70 58

255 A Illinois St. 56 45

282 A Indiana St. 60 51

291 H Loyola Chicago 64 52

299 A Murray St. 88 59

LAST 12 Division I GAMES:

181 H Providence 68 57

48 H Creighton 59 53

29 A DePaul 65 87

19 A Marquette 67 69

37 H St. John's (NY) 55 73

99 H Seton Hall 66 48

150 A Georgetown 66 57

27 A Villanova 76 53

158 H Xavier 62 69

282 A Indiana St. 60 51

291 H Loyola Chicago 64 52

190 H Wisconsin 69 62

Butler

Butler

Non-Div I Games:

Butler

Loss, Non-Conf, S Site, H Home A Away N Neutral

Average RPI Win: 283		WON-LOST RECORD	WINNING PCT. RANK	LAST 10 GAMES	STRENGTH OF SCHEDULE	OPP. STRENGTH OF SCHEDULE	TEAM RPI	ADJ. RPI	CONF. RPI	ADJ. CONF. RPI
Average RPI Loss: 182										
DIV. I ONLY		7- 10	228	5- 4	321	254	263	263	30	30
DIV. I NON-CONF.		4- 8	239	2- 4	273	206	248	248	30	30
TOTALS		RPI 1-25	RPI 26-50	W-L RECORDS	RPI 51-100	RPI 101-999	RPI 201+			
7- 10	0- 0		0- 1	OVERALL	0- 1	7- 8	6- 5			
4- 2	0- 0		0- 0	HOME	0- 0	4- 2	4- 1			
3- 8	0- 0		0- 1	AWAY	0- 1	3- 6	2- 4			
0- 0	0- 0		0- 0	NEUTRAL	0- 0	0- 0	0- 0			
4- 8	0- 0		0- 1	NON-CONFERENCE	0- 1	4- 6	3- 3			
2- 1	0- 0		0- 0	HOME	0- 0	2- 1	2- 0			
2- 7	0- 0		0- 1	AWAY	0- 1	2- 5	1- 3			
0- 0	0- 0		0- 0	NEUTRAL	0- 0	0- 0	0- 0			
3- 2	0- 0		0- 0	CONFERENCE	0- 0	3- 2	3- 2			
2- 1	0- 0		0- 0	HOME	0- 0	2- 1	2- 1			
1- 1	0- 0		0- 0	AWAY	0- 0	1- 1	1- 1			
0- 0	0- 0		0- 0	NEUTRAL	0- 0	0- 0	0- 0			

RPI 1-25				RPI 26-50				RPI 51-100				RPI 101+				Team's RPI: 263	
RPI	S	Opponent	Score	RPI	S	Opponent	Score	RPI	S	Opponent	Score	RPI	S	Opponent	Score		
				26	A	Stanford	34 57	94	A	South Dakota	50 66	130	A	UTEP	56 67		
												171	A	Cal Poly	57 59		
												180	A	Boise St.	65 59		
												194	H	UC Irvine	59 72		
												216	A	SMU	29 41		
												233	A	UC Riverside	65 68		
												239	H	Omaha	52 43		
												245	A	New Mexico St.	48 56		
												247	H	UMKC	58 60		
												266	A	San Jose St.	57 67		
												300	H	Cal St. Fullerton	55 43		
												301	H	Utah Valley	63 58		
												303	A	Southern Utah	46 45		
												317	A	UTRGV	67 64		
												339	H	Chicago St.	63 49		
LAST 12 Division I GAMES:																	
				339	H	Chicago St.	63 49	171	A	Cal Poly	57 59						
				247	H	UMKC	58 60	180	A	Boise St.	65 59						
				245	A	New Mexico St.	48 56	239	H	Omaha	52 43						
				317	A	UTRGV	67 64	94	A	South Dakota	50 66						
				301	H	Utah Valley	63 58	233	A	UC Riverside	65 68						
				194	H	UC Irvine	59 72	216	A	SMU	29 41						

Non-Div I Games:	Fresno Pacific	74	63	Whittier	72	35
------------------	----------------	----	----	----------	----	----

CSU Bakersfield

■ Loss, ■ Non-Conf, S Site, H Home A Away N Neutral

Average RPI Win:	249	WON-LOST	WINNING	LAST 10	STRENGTH OF	OPP. STRENGTH	TEAM	ADJ.	CONF.	ADJ CONF.
Average RPI Loss:	164	RECORD	PCT. RANK	GAMES	SCHEDULE	OF SCHEDULE	RPI	RPI	RPI	RPI
DIV. I ONLY	9- 9	170	6- 3	247	250	223	223	21	21	
DIV. I NON-CONF.	6- 7	184	5- 1	200	266	222	222	21	21	

TOTALS	RPI 1-25	RPI 26-50	W-L RECORDS	RPI 51-100	RPI 101-999	RPI 201+				
9- 9	0- 1	0- 0	OVERALL	0- 1	9- 7	7- 4				
6- 4	0- 0	0- 0	HOME	0- 0	6- 4	5- 3				
3- 4	0- 1	0- 0	AWAY	0- 0	3- 3	2- 1				
0- 1	0- 0	0- 0	NEUTRAL	0- 1	0- 0	0- 0				
6- 7	0- 1	0- 0	NON-CONFERENCE	0- 1	6- 5	4- 3				
4- 3	0- 0	0- 0	HOME	0- 0	4- 3	3- 2				
2- 3	0- 1	0- 0	AWAY	0- 0	2- 2	1- 1				
0- 1	0- 0	0- 0	NEUTRAL	0- 1	0- 0	0- 0				
3- 2	0- 0	0- 0	CONFERENCE	0- 0	3- 2	3- 1				
2- 1	0- 0	0- 0	HOME	0- 0	2- 1	2- 1				
1- 1	0- 0	0- 0	AWAY	0- 0	1- 1	1- 0				
0- 0	0- 0	0- 0	NEUTRAL	0- 0	0- 0	0- 0				

RPI 1-25				RPI 26-50				RPI 51-100				RPI 101+				Team's RPI: 223
RPI	S	Opponent	Score	RPI	S	Opponent	Score	RPI	S	Opponent	Score	RPI	S	Opponent	Score	
5	A	Oregon	43 91					92	N	Milwaukee	50 58	140	H	Weber St.	61 64	
												154	H	Fresno St.	85 72	
												168	A	Loyola Marymount	75 68	
												171	A	Cal Poly	71 84	
												182	A	New Orleans	73 76	
												208	H	Seattle U	67 62	
												210	H	UC Santa Barbara	73 74	
												211	H	Idaho	75 80	
												229	A	San Diego St.	55 58	
												233	H	UC Riverside	60 55	
												239	H	Omaha	60 68	
												266	A	San Jose St.	76 59	
												284	H	Arizona	66 63	
												300	A	Cal St. Fullerton	70 68	
												300	H	Cal St. Fullerton	65 41	
												325	H	Northern Ariz.	78 69	

LAST 12 Division I GAMES:																
233	H	UC Riverside	60 55	239	H	Omaha	60 68									
300	H	Cal St. Fullerton	65 41	325	H	Northern Ariz.	78 69									
171	A	Cal Poly	71 84	168	A	Loyola Marymount	75 68									
210	H	UC Santa Barbara	73 74	266	A	San Jose St.	76 59									
300	A	Cal St. Fullerton	70 68	154	H	Fresno St.	85 72									
208	H	Seattle U	67 62	140	H	Weber St.	61 64									

Non-Div I Games: Biola 68 51

CSUN

C
a
l
P
o
l
y

Cal Poly				Through Games Of Jan. 24, 2018							
Average RPI	Win:	246	WON-LOST	WINNING	LAST 10	STRENGTH OF	OPP. STRENGTH	TEAM	ADJ.	CONF.	ADJ CONF.
Average RPI	Loss:	149	RECORD	PCT. RANK	GAMES	SCHEDULE	OF SCHEDULE	RPI	RPI	RPI	RPI
DIV. I ONLY		8- 8	170	5- 5	165	294	171	171	21	21	
DIV. I NON-CONF.		5- 6	187	3- 3	210	327	200	200	21	21	

TOTALS		RPI 1-25		RPI 26-50	W-L RECORDS		RPI 51-100	RPI 101-999		RPI 201+	
8- 8		0- 0		0- 1	OVERALL		0- 2	8- 5		6- 3	
5- 2		0- 0		0- 0	HOME		0- 1	5- 1		3- 0	
3- 6		0- 0		0- 1	AWAY		0- 1	3- 4		3- 3	
0- 0		0- 0		0- 0	NEUTRAL		0- 0	0- 0		0- 0	
5- 6		0- 0		0- 1	NON-CONFERENCE		0- 1	5- 4		4- 2	
3- 1		0- 0		0- 0	HOME		0- 0	3- 1		2- 0	
2- 5		0- 0		0- 1	AWAY		0- 1	2- 3		2- 2	
0- 0		0- 0		0- 0	NEUTRAL		0- 0	0- 0		0- 0	
3- 2		0- 0		0- 0	CONFERENCE		0- 1	3- 1		2- 1	
2- 1		0- 0		0- 0	HOME		0- 1	2- 0		1- 0	
1- 1		0- 0		0- 0	AWAY		0- 0	1- 1		1- 1	
0- 0		0- 0		0- 0	NEUTRAL		0- 0	0- 0		0- 0	

C
a
l
P
o
l
y

RPI 1-25				RPI 26-50				RPI 51-100				RPI 101+ Team's RPI: 171			
RPI	S	Opponent	Score	RPI	S	Opponent	Score	RPI	S	Opponent	Score	RPI	S	Opponent	Score
				43	A	Minnesota	68 112	54	H	UC Davis	76 80	145	H	Robert Morris	50 66
								65	A	Saint Mary's (CA)	64 82	174	A	San Francisco	71 83
												174	H	San Francisco	88 83
												194	H	UC Irvine	79 76
												202	A	Eastern Wash.	72 75
												210	A	UC Santa Barbara	68 73
												223	H	CSUN	84 71
												233	A	UC Riverside	87 82
												263	H	CSU Bakersfield	59 57
												275	A	North Dakota St.	73 69
												279	H	Grand Canyon	75 69
												301	A	Utah Valley	70 89
												325	A	Northern Ari z.	89 73

LAST 12 Division I GAMES:															
				54	H	UC Davis	76 80	301	A	Utah Valley	70 89				
				194	H	UC Irvine	79 76	275	A	North Dakota St.	73 69				
				223	H	CSUN	84 71	43	A	Minnesota	68 112				
				210	A	UC Santa Barbara	68 73	202	A	Eastern Wash.	72 75				
				233	A	UC Riverside	87 82	325	A	Northern Ari z.	89 73				
				263	H	CSU Bakersfield	59 57	174	H	San Francisco	88 83				

Non-Div I Games: Cal St. Monterey Bay77 44

Cal Poly

Average RPI Win:	297	WON-LOST	WINNING	LAST 10	STRENGTH OF	OPP. STRENGTH	TEAM	ADJ.	CONF.	ADJ CONF.
Average RPI Loss:	193	RECORD	PCT. RANK	GAMES	SCHEDULE	OF SCHEDULE	RPI	RPI	RPI	RPI

DIV. I ONLY	6- 12	259	4- 5	325	292	300	300	21	21
DIV. I NON-CONF.	4- 8	239	2- 3	329	312	300	300	21	21

TOTALS	RPI 1-25	RPI 26-50	W-L RECORDS	RPI 51-100	RPI 101-999	RPI 201+			
6- 12	0- 0	0- 0	OVERALL	0- 1	6- 11	6- 7			
4- 3	0- 0	0- 0	HOME	0- 0	4- 3	4- 1			
2- 8	0- 0	0- 0	AWAY	0- 1	2- 7	2- 6			
0- 1	0- 0	0- 0	NEUTRAL	0- 0	0- 1	0- 0			
4- 8	0- 0	0- 0	NON-CONFERENCE	0- 0	4- 8	4- 4			
2- 2	0- 0	0- 0	HOME	0- 0	2- 2	2- 0			
2- 5	0- 0	0- 0	AWAY	0- 0	2- 5	2- 4			
0- 1	0- 0	0- 0	NEUTRAL	0- 0	0- 1	0- 0			
2- 4	0- 0	0- 0	CONFERENCE	0- 1	2- 3	2- 3			
2- 1	0- 0	0- 0	HOME	0- 0	2- 1	2- 1			
0- 3	0- 0	0- 0	AWAY	0- 1	0- 2	0- 2			
0- 0	0- 0	0- 0	NEUTRAL	0- 0	0- 0	0- 0			

C
a
l
s
t
.
F
u
l
l
e
r
t
o
n

RPI 1-25				RPI 26-50				RPI 51-100				RPI 101+ Team's RPI: 300			
RPI	S	Opponent	Score	RPI	S	Opponent	Score	RPI	S	Opponent	Score	RPI	S	Opponent	Score
								54	A	UC Davis	53 67	130	H	UTEP	91 92
												131	A	Pacific	65 81
												177	N	Oral Roberts	50 60
												195	H	Denver	58 83
												211	A	Idaho	60 80
												223	A	CSUN	41 65
												223	H	CSUN	68 70
												229	A	San Diego St.	58 59
												233	A	UC Riverside	50 63
												241	H	Hawaii	69 57
												243	A	Montana	47 68
												263	A	CSU Bakersfield	43 55
												269	A	Santa Clara	73 69
												301	A	Utah Valley	73 36
												313	H	UTSA	55 46
												321	H	Portland	66 61
												336	H	Long Beach St.	67 61

LAST 12 Division I GAMES:															
				54	A	UC Davis	53 67	130	H	UTEP	91 92				
				223	A	CSUN	41 65	301	A	Utah Valley	73 36				
				233	A	UC Riverside	50 63	313	H	UTSA	55 46				
				336	H	Long Beach St.	67 61	211	A	Idaho	60 80				
				223	H	CSUN	68 70	177	N	Oral Roberts	50 60				
				241	H	Hawaii	69 57	243	A	Montana	47 68				

C
a
l
s
t
.
F
u
l
l
e
r
t
o
n

Non-Div I Games: Antelope Valley 74 48

Cal i forni a					Through Games Of Jan. 24, 2018						
Average RPI	Win:	142	WON-LOST	WINNING	LAST 10	STRENGTH OF	OPP. STRENGTH	TEAM	ADJ.	CONF.	ADJ CONF.
Average RPI	Loss:	12	RECORD	PCT. RANK	GAMES	SCHEDULE	OF SCHEDULE	RPI	RPI	RPI	RPI
DIV. I ONLY		14- 5	54	7- 3	19	28	17	17	4	4	
DIV. I NON-CONF.		9- 2	34	4- 0	15	75	12	12	3	3	

TOTALS	RPI 1-25		RPI 26-50		W-L RECORDS	RPI 51-100		RPI 101-999		RPI 201+	
14- 5	0- 4		2- 1		OVERALL	3- 0		9- 0		4- 0	
8- 2	0- 2		1- 0		HOME	2- 0		5- 0		2- 0	
6- 3	0- 2		1- 1		AWAY	1- 0		4- 0		2- 0	
0- 0	0- 0		0- 0		NEUTRAL	0- 0		0- 0		0- 0	
9- 2	0- 2		0- 0		NON-CONFERENCE	2- 0		7- 0		3- 0	
5- 1	0- 1		0- 0		HOME	1- 0		4- 0		2- 0	
4- 1	0- 1		0- 0		AWAY	1- 0		3- 0		1- 0	
0- 0	0- 0		0- 0		NEUTRAL	0- 0		0- 0		0- 0	
5- 3	0- 2		2- 1		CONFERENCE	1- 0		2- 0		1- 0	
3- 1	0- 1		1- 0		HOME	1- 0		1- 0		0- 0	
2- 2	0- 1		1- 1		AWAY	0- 0		1- 0		1- 0	
0- 0	0- 0		0- 0		NEUTRAL	0- 0		0- 0		0- 0	

RPI 1-25				Team' s RPI: 17				RPI 26-50				RPI 51-100				RPI 101+			
RPI	S	Opponent	Score					RPI	S	Opponent	Score					RPI	S	Opponent	Score
1	A	UConn	47	82				32	A	Arizona St.	71	80				65	H	Saint Mary's (CA)	87 80
8	A	UCLA	52	60				49	A	Southern Cal i forni a	62	59				69	H	Washington St.	66 60
8	H	UCLA	46	82				49	H	Southern Cal i forni a	76	64				90	A	Brown	89 79
11	H	Mi ssouri	52	55															

LAST 12 Di vi si on I GAMES:																			
49	A	Southern Cal i forni a	62	59				8	H	UCLA	46	82							
8	A	UCLA	52	60				49	H	Southern Cal i forni a	76	64				113	A	Kentucky	62 52
69	H	Washington St.	66	60												120	H	BYU	70 45
134	H	Washington	69	60												131	A	Paci fi c	92 85
284	A	Ari zona	53	51												134	H	Washi ngton	69 60
32	A	Ari zona St.	71	80												170	H	San Di ego	89 64
																208	H	Seattle U	87 67
																232	H	Manhattan	87 66
																269	A	Santa Clara	79 41
																284	A	Ari zona	53 51

Non-Di v I Games:

Cal i forni a

C
a
m
p
b
e
l
l

Campbell					Through Games Of Jan. 24, 2018							
Average RPI	Win:	290	WON-LOST	WINNING	LAST 10	STRENGTH OF	OPP. STRENGTH	TEAM	ADJ.	CONF.	ADJ CONF.	
Average RPI	Loss:	176	RECORD	PCT. RANK	GAMES	SCHEDULE	OF SCHEDULE	RPI	RPI	RPI	RPI	
DIV. I ONLY		8- 8		170	4- 6	324	307	249	249	29	29	
DIV. I NON-CONF.		5- 4		146	2- 2	324	271	236	236	29	29	

TOTALS		RPI 1-25		RPI 26-50		W-L RECORDS		RPI 51-100		RPI 101-999		RPI 201+
8- 8		0- 0		0- 0		OVERALL		0- 1		8- 7		8- 3
3- 4		0- 0		0- 0		HOME		0- 1		3- 3		3- 1
5- 4		0- 0		0- 0		AWAY		0- 0		5- 2		5- 2
0- 0		0- 0		0- 0		NEUTRAL		0- 0		0- 0		0- 0
5- 4		0- 0		0- 0		NON-CONFERENCE		0- 1		5- 3		5- 1
2- 2		0- 0		0- 0		HOME		0- 1		2- 1		2- 0
3- 2		0- 0		0- 0		AWAY		0- 0		3- 2		3- 1
0- 0		0- 0		0- 0		NEUTRAL		0- 0		0- 0		0- 0
3- 4		0- 0		0- 0		CONFERENCE		0- 0		3- 4		3- 2
1- 2		0- 0		0- 0		HOME		0- 0		1- 2		1- 1
2- 2		0- 0		0- 0		AWAY		0- 0		2- 2		2- 1
0- 0		0- 0		0- 0		NEUTRAL		0- 0		0- 0		0- 0

RPI 1-25				RPI 26-50				RPI 51-100				RPI 101+ Team's RPI: 249			
RPI	S	Opponent	Score	RPI	S	Opponent	Score	RPI	S	Opponent	Score	RPI	S	Opponent	Score
								79	H	Mercer	57 58	119	H	High Point	53 62
												122	A	Kansas	48 66
												148	A	Liberty	42 60
												196	H	Norfolk St.	27 53
												212	A	Gardner-Webb	73 44
												228	A	UNCG	72 61
												238	A	Howard	61 63
												247	H	UNC Asheville	52 60
												252	A	Col. of Charleston	53 45
												259	A	Presbyterian	59 65
												307	H	USC Upstate	69 49
												311	H	Western Caro.	58 51
												331	H	Charleston So.	58 49
												335	A	N. C. Central	58 51
												343	A	Winthrop	72 48

LAST 12 Division I GAMES:															
212	A	Gardner-Webb	73 44	247	H	UNC Asheville	52 60								
148	A	Liberty	42 60	238	A	Howard	61 63								
119	H	High Point	53 62	335	A	N. C. Central	58 51								
259	A	Presbyterian	59 65	196	H	Norfolk St.	27 53								
331	H	Charleston So.	58 49	311	H	Western Caro.	58 51								
343	A	Winthrop	72 48	79	H	Mercer	57 58								

Non-Div I Games: Columbia Int'l 78 39 William Peace 94 42

Campbell

C
a
m
p
b
e
l
l

Average RPI Win: 254	WON-LOST RECORD	WINNING PCT. RANK	LAST 10 GAMES	STRENGTH OF SCHEDULE	OPP. STRENGTH OF SCHEDULE	TEAM RPI	ADJ. RPI	CONF. RPI	ADJ CONF. RPI
Average RPI Loss: 205									
DIV. I ONLY	6- 13	271	4- 6	319	293	298	298	27	27
DIV. I NON-CONF.	2- 9	295	0- 4	214	277	296	296	26	26

TOTALS	RPI 1-25	RPI 26-50	W-L RECORDS	RPI 51-100	RPI 101-999	RPI 201+			
6- 13	0- 1	0- 0	OVERALL	0- 0	6- 12	4- 8			
2- 6	0- 0	0- 0	HOME	0- 0	2- 6	1- 5			
4- 6	0- 0	0- 0	AWAY	0- 0	4- 1	3- 0			
0- 1	0- 0	0- 0	NEUTRAL	0- 0	0- 1	0- 0			
2- 9	0- 1	0- 0	NON-CONFERENCE	0- 0	2- 8	1- 4			
1- 4	0- 0	0- 0	HOME	0- 0	1- 4	1- 3			
1- 4	0- 1	0- 0	AWAY	0- 0	1- 3	0- 1			
0- 1	0- 0	0- 0	NEUTRAL	0- 0	0- 1	0- 0			
4- 4	0- 0	0- 0	CONFERENCE	0- 0	4- 4	3- 4			
1- 2	0- 0	0- 0	HOME	0- 0	1- 2	0- 2			
3- 2	0- 0	0- 0	AWAY	0- 0	3- 2	3- 2			
0- 0	0- 0	0- 0	NEUTRAL	0- 0	0- 0	0- 0			

RPI 1-25				RPI 26-50				RPI 51-100				RPI 101+ Team's RPI: 298			
RPI	S	Opponent	Score	RPI	S	Opponent	Score	RPI	S	Opponent	Score	RPI	S	Opponent	Score
22	A	Buffalo	47 73									114	A	Miami (OH)	47 72
												123	N	Middle Tenn.	45 55
												125	A	Bowling Green	71 57
												159	H	Oakland	48 83
												160	A	Bucknell	57 76
												201	H	Siena	65 57
												232	A	Manhattan	39 58
												232	H	Manhattan	56 59
												234	H	Morehead St.	52 76
												237	H	St. Bonaventure	71 69
												261	H	Cornell	59 67
												267	A	Rider	54 70
												273	H	Colgate	63 70
												277	H	Fairfield	52 56
												287	A	Monmouth	60 48
												317	A	UTRGV	46 63
												337	A	Iona	53 49
												338	A	Saint Peter's	66 53

LAST 12 Division I GAMES:															
287	A	Monmouth	60 48	337	A	Iona	53 49								
338	A	Saint Peter's	66 53	277	H	Fairfield	52 56								
201	H	Siena	65 57	123	N	Middle Tenn.	45 55								
232	H	Manhattan	56 59	317	A	UTRGV	46 63								
267	A	Rider	54 70	234	H	Morehead St.	52 76								
232	A	Manhattan	39 58	22	A	Buffalo	47 73								

Non-Div I Games:

Canisius

Average RPI Win:	248	WON-LOST	WINNING	LAST 10	STRENGTH OF	OPP. STRENGTH	TEAM	ADJ.	CONF.	ADJ CONF.
Average RPI Loss:	71	RECORD	PCT. RANK	GAMES	SCHEDULE	OF SCHEDULE	RPI	RPI	RPI	RPI
DIV. I ONLY	10- 6	102	8- 2	136	199	95	95	25	25	
DIV. I NON-CONF.	3- 4	209	2- 1	9	48	50	50	25	25	

TOTALS	RPI 1-25	RPI 26-50	W-L RECORDS	RPI 51-100	RPI 101-999	RPI 201+				
10- 6	0- 3	0- 0	OVERALL	0- 1	10- 2	8- 0				
5- 1	0- 0	0- 0	HOME	0- 0	5- 1	4- 0				
3- 5	0- 0	0- 0	AWAY	0- 0	3- 0	3- 0				
2- 0	0- 0	0- 0	NEUTRAL	0- 0	2- 0	1- 0				
3- 4	0- 3	0- 0	NON-CONFERENCE	0- 1	3- 0	2- 0				
1- 0	0- 0	0- 0	HOME	0- 0	1- 0	1- 0				
0- 4	0- 3	0- 0	AWAY	0- 1	0- 0	0- 0				
2- 0	0- 0	0- 0	NEUTRAL	0- 0	2- 0	1- 0				
7- 2	0- 0	0- 0	CONFERENCE	0- 0	7- 2	6- 0				
4- 1	0- 0	0- 0	HOME	0- 0	4- 1	3- 0				
3- 1	0- 0	0- 0	AWAY	0- 0	3- 1	3- 0				
0- 0	0- 0	0- 0	NEUTRAL	0- 0	0- 0	0- 0				

RPI 1-25				RPI 26-50				RPI 51-100				Team's RPI : 95				RPI 101+			
RPI	S	Opponent	Score	RPI	S	Opponent	Score	RPI	S	Opponent	Score	RPI	S	Opponent	Score	RPI	S	Opponent	Score
9	A	Tennessee	34 77													109	N	Clemson	53 47
13	A	Baylor	55 86													112	A	SFA	46 59
15	A	Texas A&M	61 72													142	H	Lamar University	51 39
																182	H	New Orleans	48 52
																218	H	Abilene Christian	63 45
																260	A	Nicholls St.	69 48
																265	A	A&M-Corpus Christi	58 50
																272	H	Alcorn	75 52
																275	N	North Dakota St.	68 45
																297	A	Incarnate Word	57 35
																310	H	Southeastern La.	63 47
																330	H	Sam Houston St.	69 44
LAST 12 Division I GAMES:																			
112	A	SFA	46 59	330	H	Sam Houston St.	69 44												
218	H	Abilene Christian	63 45	310	H	Southeastern La.	63 47												
182	H	New Orleans	48 52	265	A	A&M-Corpus Christi	58 50												
260	A	Nicholls St.	69 48	275	N	North Dakota St.	68 45												
297	A	Incarnate Word	57 35	109	N	Clemson	53 47												
142	H	Lamar University	51 39	93	A	South Ala.	43 64												

Non-Div I Games: Central Baptist 75 34 Williams Baptist 77 31 Crowley's Ridge 106 23 Hendrix 79 22 Central Ark.

C
e
n
t
r
a
l
C
o
n
n
.
S
t
.

Central Conn. St.			Through Games Of Jan. 24, 2018								
Average RPI	Win:	288	WON-LOST RECORD	WINNING PCT. RANK	LAST 10 GAMES	STRENGTH OF SCHEDULE	OPP. STRENGTH OF SCHEDULE	TEAM RPI	ADJ. RPI	CONF. RPI	ADJ CONF. RPI
Average RPI	Loss:	176									
DIV. I ONLY			2- 16	331	2- 8	147	302	314	314	28	28
DIV. I NON-CONF.			0- 11	337	0- 5	21	234	271	271	28	28

TOTALS		RPI 1-25		RPI 26-50		W-L RECORDS		RPI 51-100	RPI 101-999	RPI 201+	
2- 16		0- 0		0- 2		OVERALL		0- 4	2- 10	2- 8	
2- 7		0- 0		0- 0		HOME		0- 2	2- 5	2- 4	
0- 9		0- 0		0- 2		AWAY		0- 2	0- 5	0- 4	
0- 0		0- 0		0- 0		NEUTRAL		0- 0	0- 0	0- 0	
0- 11		0- 0		0- 2		NON-CONFERENCE		0- 4	0- 5	0- 3	
0- 4		0- 0		0- 0		HOME		0- 2	0- 2	0- 1	
0- 7		0- 0		0- 2		AWAY		0- 2	0- 3	0- 2	
0- 0		0- 0		0- 0		NEUTRAL		0- 0	0- 0	0- 0	
2- 5		0- 0		0- 0		CONFERENCE		0- 0	2- 5	2- 5	
2- 3		0- 0		0- 0		HOME		0- 0	2- 3	2- 3	
0- 2		0- 0		0- 0		AWAY		0- 0	0- 2	0- 2	
0- 0		0- 0		0- 0		NEUTRAL		0- 0	0- 0	0- 0	

RPI 1-25				RPI 26-50				RPI 51-100				RPI 101+ Team's RPI: 314			
RPI	S	Opponent	Score	RPI	S	Opponent	Score	RPI	S	Opponent	Score	RPI	S	Opponent	Score
				35	A	West Virginia	52 102	59	A	Duquesne	58 83	127	H	Yale	62 75
				36	A	Virginia	59 103	70	H	Albany (NY)	60 72	138	A	Hartford	52 68
								80	A	Penn St.	66 83	231	A	Stony Brook	55 60
								90	H	Brown	55 78	251	H	LIU Brooklyn	54 61
												257	H	Sacred Heart	69 59
												262	H	Mt. St. Mary's	56 68
												276	H	St. Francis Brooklyn	70 78
												281	A	Bryant	50 66
												289	A	Fairleigh Dickinson	49 78
												292	H	Morgan St.	41 61
												294	A	Vermont	48 62
												319	H	Wagner	59 56

LAST 12 Division I GAMES:															
				251	H	LIU Brooklyn	54 61	262	H	Mt. St. Mary's	56 68				
				276	H	St. Francis Brooklyn	70 78	294	A	Vermont	48 62				
				289	A	Fairleigh Dickinson	49 78	231	A	Stony Brook	55 60				
				257	H	Sacred Heart	69 59	127	H	Yale	62 75				
				281	A	Bryant	50 66	138	A	Hartford	52 68				
				319	H	Wagner	59 56	59	A	Duquesne	58 83				

C
e
n
t
r
a
l
C
o
n
n
.
S
t
.

Non-Div I Games:

Central Conn. St.

Average RPI	Win:	155	WON-LOST	WINNING	LAST 10	STRENGTH OF	OPP. STRENGTH	TEAM	ADJ.	CONF.	ADJ CONF.
Average RPI	Loss:	53	RECORD	PCT. RANK	GAMES	SCHEDULE	OF SCHEDULE	RPI	RPI	RPI	RPI
DIV. I ONLY		14- 3		24	8- 2	117	45	38	38	7	7
DIV. I NON-CONF.		7- 3		74	3- 2	183	44	81	81	8	8
<hr/>											
TOTALS	RPI 1-25		RPI 26-50		W-L RECORDS	RPI 51-100		RPI 101-999		RPI 201+	
14- 3	0- 0		1- 1		OVERALL	1- 2		12- 0		4- 0	
5- 2	0- 0		0- 1		HOME	1- 1		4- 0		1- 0	
7- 1	0- 0		1- 0		AWAY	0- 1		6- 0		2- 0	
2- 0	0- 0		0- 0		NEUTRAL	0- 0		2- 0		1- 0	
7- 3	0- 0		0- 1		NON-CONFERENCE	0- 2		7- 0		3- 0	
2- 2	0- 0		0- 1		HOME	0- 1		2- 0		1- 0	
3- 1	0- 0		0- 0		AWAY	0- 1		3- 0		1- 0	
2- 0	0- 0		0- 0		NEUTRAL	0- 0		2- 0		1- 0	
7- 0	0- 0		1- 0		CONFERENCE	1- 0		5- 0		1- 0	
3- 0	0- 0		0- 0		HOME	1- 0		2- 0		0- 0	
4- 0	0- 0		1- 0		AWAY	0- 0		3- 0		1- 0	
0- 0	0- 0		0- 0		NEUTRAL	0- 0		0- 0		0- 0	

RPI 1-25				RPI 26-50				Team's RPI: 38				RPI 51-100				RPI 101+			
RPI	S	Opponent	Score	RPI	S	Opponent	Score	RPI	S	Opponent	Score	RPI	S	Opponent	Score	RPI	S	Opponent	Score
33	A	Ball St.	69 65	46	H	Purdue	69 79	55	H	Quinnipiac	70 84	106	H	Kent St.	88 84	114	A	Miami (OH)	84 66
								59	A	Duquesne	61 64	125	H	Bowling Green	90 54	132	H	Vanderbilt	92 75
								78	H	Ohio	82 58	132	N	Iowa St.	81 60	147	A	Northern Ill.	81 78
												152	A	SIUE	94 56	159	A	Oakland	103 85
												224	A	Akron	95 86	229	N	San Diego St.	85 76
												252	H	Col. of Charleston	79 58	282	A	Indiana St.	77 67

Non-Div I Games: Aquinas 96 47

Central Mich.

Average RPI Win:	321	WON-LOST	WINNING	LAST 10	STRENGTH OF	OPP. STRENGTH	TEAM	ADJ.	CONF.	ADJ CONF.
Average RPI Loss:	201	RECORD	PCT. RANK	GAMES	SCHEDULE	OF SCHEDULE	RPI	RPI	RPI	RPI

DIV. I ONLY	4- 11	289	3- 6	326	329	331	331	29	29
DIV. I NON-CONF.	2- 6	280	1- 3	325	246	326	326	29	29

TOTALS	RPI 1-25	RPI 26-50	W-L RECORDS	RPI 51-100	RPI 101-999	RPI 201+			
4- 11	0- 0	0- 0	OVERALL	0- 1	4- 10	4- 6			
3- 4	0- 0	0- 0	HOME	0- 0	3- 4	3- 3			
1- 6	0- 0	0- 0	AWAY	0- 0	1- 2	1- 2			
0- 1	0- 0	0- 0	NEUTRAL	0- 0	0- 1	0- 0			
2- 6	0- 0	0- 0	NON-CONFERENCE	0- 1	2- 5	2- 3			
1- 2	0- 0	0- 0	HOME	0- 0	1- 2	1- 2			
1- 3	0- 0	0- 0	AWAY	0- 1	1- 2	1- 1			
0- 1	0- 0	0- 0	NEUTRAL	0- 0	0- 1	0- 0			
2- 5	0- 0	0- 0	CONFERENCE	0- 0	2- 5	2- 3			
2- 2	0- 0	0- 0	HOME	0- 0	2- 2	2- 1			
0- 3	0- 0	0- 0	AWAY	0- 0	0- 3	0- 2			
0- 0	0- 0	0- 0	NEUTRAL	0- 0	0- 0	0- 0			

RPI 1-25				RPI 26-50				RPI 51-100				RPI 101+				Team's RPI: 331
RPI	S	Opponent	Score	RPI	S	Opponent	Score	RPI	S	Opponent	Score	RPI	S	Opponent	Score	
								53	A	Georgi a Tech	51 78	109	A	Cl emson	30 66	
												138	N	Hartford	43 62	
												148	A	Li berty	53 63	
												200	H	Radford	56 61	
												212	A	Gardner-Webb	52 68	
												247	H	UNC Asheville	61 78	
												249	A	Campbel l	49 58	
												254	H	Lipscomb	54 58	
												278	A	FIU	70 77	
												288	A	Wofford	68 45	
												305	H	Coppin St.	72 58	
												324	H	South Carolina St.	58 60	
												343	H	Winthrop	81 45	
												348	H	Longwood	73 57	
LAST 12 Division I GAMES:																
247	H	UNC Asheville	61 78	348	H	Longwood	73 57									
212	A	Gardner-Webb	52 68	288	A	Wofford	68 45									
343	H	Winthrop	81 45	53	A	Georgi a Tech	51 78									
200	H	Radford	56 61	324	H	South Carolina St.	58 60									
249	A	Campbel l	49 58	109	A	Cl emson	30 66									
148	A	Li berty	53 63	278	A	FIU	70 77									

Non-Div I Games: Erskine 79 43 Southern Wesleyan 94 56

Charleston So.

Average RPI Win:	230	WON-LOST	WINNING	LAST 10	STRENGTH OF	OPP. STRENGTH	TEAM	ADJ.	CONF.	ADJ CONF.
Average RPI Loss:	117	RECORD	PCT. RANK	GAMES	SCHEDULE	OF SCHEDULE	RPI	RPI	RPI	RPI
DIV. I ONLY	6- 12	259	3- 7	61	190	193	193	18	18	
DIV. I NON-CONF.	4- 9	249	2- 5	70	128	203	203	19	19	

TOTALS	RPI 1-25	RPI 26-50	W-L RECORDS	RPI 51-100	RPI 101-999	RPI 201+				
6- 12	0- 1	0- 2	OVERALL	1- 2	5- 7	4- 2				
4- 3	0- 1	0- 0	HOME	1- 1	3- 1	2- 0				
2- 7	0- 0	0- 0	AWAY	0- 1	2- 6	2- 2				
0- 2	0- 0	0- 2	NEUTRAL	0- 0	0- 0	0- 0				
4- 9	0- 1	0- 2	NON-CONFERENCE	1- 2	3- 4	3- 1				
3- 2	0- 1	0- 0	HOME	1- 1	2- 0	2- 0				
1- 5	0- 0	0- 0	AWAY	0- 1	1- 4	1- 1				
0- 2	0- 0	0- 2	NEUTRAL	0- 0	0- 0	0- 0				
2- 3	0- 0	0- 0	CONFERENCE	0- 0	2- 3	1- 1				
1- 1	0- 0	0- 0	HOME	0- 0	1- 1	0- 0				
1- 2	0- 0	0- 0	AWAY	0- 0	1- 2	1- 1				
0- 0	0- 0	0- 0	NEUTRAL	0- 0	0- 0	0- 0				

RPI	S	Opponent	Score	RPI	S	Opponent	Score	RPI	S	Opponent	Score	RPI	S	Opponent	Score	Team's RPI: 193
14	H	Rutgers	54 77	30	N	South Dakota St.	70 71	59	H	Duquesne	75 72	102	A	Wake Forest	69 71	
				31	N	Iowa	64 77	79	H	Mercer	74 90	121	H	Southern Mi ss.	66 56	
								83	A	Arkansas	72 73	126	H	Ri ce	55 62	
												130	A	UTEP	58 67	
												151	A	Davi dson	66 68	
												190	A	Wi sconsi n	66 80	
												219	A	North Texas	68 73	
												244	A	East Caroli na	55 58	
												247	A	UNC Asheville	51 47	
												305	H	Coppin St.	78 49	
												323	A	Old Domini on	63 60	
												324	H	South Caroli na St.	64 49	

LAST 12 Division I GAMES:																
126	H	Rice	55 62	324	H	South Carolina St.	64 49	151	A	Davi dson	66 68	102	A	Wake Forest	69 71	
219	A	North Texas	68 73					83	A	Arkansas	72 73	305	H	Coppin St.	78 49	
130	A	UTEP	58 67					244	A	East Caroli na	55 58					
323	A	Old Domini on	63 60													
121	H	Southern Mi ss.	66 56													
79	H	Mercer	74 90													

Non-Div I Games:

Charlotte

Average RPI Win:	189	WON-LOST	WINNING	LAST 10	STRENGTH OF	OPP. STRENGTH	TEAM	ADJ.	CONF.	ADJ CONF.
Average RPI Loss:	91	RECORD	PCT. RANK	GAMES	SCHEDULE	OF SCHEDULE	RPI	RPI	RPI	RPI
DIV. I ONLY	12- 7	95	6- 4	135	98	97	97	17	17	
DIV. I NON-CONF.	9- 5	99	5- 2	69	51	66	66	14	14	

TOTALS	RPI 1-25	RPI 26-50	W-L RECORDS	RPI 51-100	RPI 101-999	RPI 201+				
12- 7	0- 1	1- 2	OVERALL	1- 1	10- 3	5- 0				
6- 2	0- 0	1- 1	HOME	0- 1	5- 0	4- 0				
3- 4	0- 1	0- 0	AWAY	1- 0	2- 3	1- 0				
3- 1	0- 0	0- 1	NEUTRAL	0- 0	3- 0	0- 0				
9- 5	0- 1	1- 2	NON-CONFERENCE	1- 1	7- 1	2- 0				
4- 2	0- 0	1- 1	HOME	0- 1	3- 0	2- 0				
2- 2	0- 1	0- 0	AWAY	1- 0	1- 1	0- 0				
3- 1	0- 0	0- 1	NEUTRAL	0- 0	3- 0	0- 0				
3- 2	0- 0	0- 0	CONFERENCE	0- 0	3- 2	3- 0				
2- 0	0- 0	0- 0	HOME	0- 0	2- 0	2- 0				
1- 2	0- 0	0- 0	AWAY	0- 0	1- 2	1- 0				
0- 0	0- 0	0- 0	NEUTRAL	0- 0	0- 0	0- 0				

RPI 1-25				RPI 26-50				RPI 51-100				RPI 101+			
RPI	S	Opponent	Score	RPI	S	Opponent	Score	RPI	S	Opponent	Score	RPI	S	Opponent	Score
12	A	Green Bay	30 60	41	H	FGCU	68 61	71	H	Virginia Tech	44 64	108	N	Auburn	50 41
				44	N	Princeton	49 59	72	A	Indiana	64 61	128	A	ETSU	58 65
				50	H	UCF	57 58					150	N	Georgetown	54 41
												161	A	Furman	57 58
												172	A	Stetson	67 78
												185	H	Hampton	64 52
												186	N	Northwestern	61 44
												192	A	Florida	65 60
												228	H	UNCG	49 42
												246	H	UT Martin	87 82
												259	H	Presbyteria n	71 51
												288	A	Wofford	54 47
												311	H	Western Caro.	47 32

Team's RPI: 97															
LAST 12 Division I GAMES:															
161	A	Furman	57 58	44	N	Princeton	49 59	192	A	Florida	65 60	41	H	FGCU	68 61
288	A	Wofford	54 47	71	H	Virginia Tech	44 64	246	H	UT Martin	87 82	108	N	Auburn	50 41
128	A	ETSU	58 65	72	A	Indiana	64 61								
311	H	Western Caro.	47 32												
228	H	UNCG	49 42												
185	H	Hampton	64 52												

Non-Div I Games:

Chattanooga

Average RPI Win:	0	WON-LOST	WINNING	LAST 10	STRENGTH OF	OPP. STRENGTH	TEAM	ADJ.	CONF.	ADJ CONF.
Average RPI Loss:	193	RECORD	PCT. RANK	GAMES	SCHEDULE	OF SCHEDULE	RPI	RPI	RPI	RPI
DIV. I ONLY	0- 20	346	0- 10	201	318	339	339	30	30	
DIV. I NON-CONF.	0- 15	337	0- 7	164	284	337	337	30	30	

TOTALS	RPI 1-25	RPI 26-50	W-L RECORDS	RPI 51-100	RPI 101-999	RPI 201+				
0- 20	0- 0	0- 0	OVERALL	0- 2	0- 18	0- 9				
0- 9	0- 0	0- 0	HOME	0- 1	0- 8	0- 5				
0- 10	0- 0	0- 0	AWAY	0- 1	0- 9	0- 4				
0- 1	0- 0	0- 0	NEUTRAL	0- 0	0- 1	0- 0				
0- 15	0- 0	0- 0	NON-CONFERENCE	0- 2	0- 13	0- 4				
0- 7	0- 0	0- 0	HOME	0- 1	0- 6	0- 3				
0- 7	0- 0	0- 0	AWAY	0- 1	0- 6	0- 1				
0- 1	0- 0	0- 0	NEUTRAL	0- 0	0- 1	0- 0				
0- 5	0- 0	0- 0	CONFERENCE	0- 0	0- 5	0- 5				
0- 2	0- 0	0- 0	HOME	0- 0	0- 2	0- 2				
0- 3	0- 0	0- 0	AWAY	0- 0	0- 3	0- 3				
0- 0	0- 0	0- 0	NEUTRAL	0- 0	0- 0	0- 0				

RPI 1-25				RPI 26-50				RPI 51-100				RPI 101+ Team's RPI: 339					
RPI	S	Opponent	Score	RPI	S	Opponent	Score	RPI	S	Opponent	Score	RPI	S	Opponent	Score		
								76	A	Kansas St.	51	99	101	A	Wright St.	39	84
								92	H	Milwaukee	59	84	110	A	Western Ill.	54	71
													110	H	Western Ill.	45	83
													147	H	Northern Ill.	59	80
													153	A	Wichita St.	63	66
													155	A	Pittsburgh	49	87
													165	A	Illinois	56	66
													177	N	Oral Roberts	43	73
													186	H	Northwestern	36	63
													208	H	Seattle U	56	63
													234	H	Morehead St.	40	79
													245	A	New Mexico St.	59	74
													263	A	CSU Bakersfield	49	63
													264	A	Valparaiso	60	71
													279	A	Grand Canyon	36	64
													291	H	Loyola Chicago	28	46
													293	H	Jackson St.	69	87
													301	H	Utah Valley	30	68
LAST 12 Division I GAMES:																	
263	A	CSU Bakersfield	49	63	92	H	Milwaukee	59	84	76	A	Kansas St.	51	99			
279	A	Grand Canyon	36	64	177	N	Oral Roberts	43	73	153	A	Wichita St.	63	66			
301	H	Utah Valley	30	68	264	A	Valparaiso	60	71	101	A	Wright St.	39	84			
208	H	Seattle U	56	63													
245	A	New Mexico St.	59	74													
155	A	Pittsburgh	49	87													

Non-Div I Games:

Chicago St.

C
l
e
m
s
o
n

Clemson				Through Games Of Jan. 24, 2018							
Average RPI Win: 238		WON-LOST RECORD	WINNING PCT. RANK	LAST 10 GAMES	STRENGTH OF SCHEDULE	OPP. STRENGTH OF SCHEDULE	TEAM RPI	ADJ. RPI	CONF. RPI	ADJ CONF. RPI	
Average RPI Loss: 42											
DIV. I ONLY		11- 9	149	3- 7	87	69	109	109	1	1	
DIV. I NON-CONF.		10- 3	51	4- 1	225	243	108	108	1	1	

TOTALS		RPI 1-25	RPI 26-50		W-L RECORDS		RPI 51-100	RPI 101-999	RPI 201+		
11- 9	0- 4	0- 1		OVERALL		1- 4	10- 0	7- 0			
7- 3	0- 2	0- 0		HOME		0- 1	7- 0	5- 0			
3- 4	0- 1	0- 1		AWAY		1- 2	2- 0	1- 0			
1- 2	0- 1	0- 0		NEUTRAL		0- 1	1- 0	1- 0			
10- 3	0- 2	0- 0		NON-CONFERENCE		1- 1	9- 0	7- 0			
6- 1	0- 1	0- 0		HOME		0- 0	6- 0	5- 0			
3- 0	0- 0	0- 0		AWAY		1- 0	2- 0	1- 0			
1- 2	0- 1	0- 0		NEUTRAL		0- 1	1- 0	1- 0			
1- 6	0- 2	0- 1		CONFERENCE		0- 3	1- 0	0- 0			
1- 2	0- 1	0- 0		HOME		0- 1	1- 0	0- 0			
0- 4	0- 1	0- 1		AWAY		0- 2	0- 0	0- 0			
0- 0	0- 0	0- 0		NEUTRAL		0- 0	0- 0	0- 0			

RPI 1-25				RPI 26-50				RPI 51-100				RPI 101+ Team's RPI: 109			
RPI	S	Opponent	Score	RPI	S	Opponent	Score	RPI	S	Opponent	Score	RPI	S	Opponent	Score
2	A	Notre Dame	37 90	36	A	Virginia	41 70	53	A	Georgia Tech	33 66	136	H	Jacksonville St.	53 45
4	H	Florida St.	47 69					56	A	Nebraska	67 66	184	H	Boston College	65 61
21	H	South Carolina	36 66					62	H	Miami (FL)	60 72	191	A	Louisiana Tech	55 47
22	N	Buffalo	41 61					85	A	North Carolina	52 59	250	H	Kennesaw St.	41 28
								95	N	Central Ark.	47 53	278	A	FIU	67 65
												285	N	Detroit Mercy	72 44
												287	H	Monmouth	57 54
												295	H	Prairie View	64 58
												324	H	South Carolina St.	56 48
												331	H	Charleston So.	66 30

LAST 12 Division I GAMES:															
2	A	Notre Dame	37 90	53	A	Georgia Tech	33 66	278	A	FIU	67 65	191	A	Louisiana Tech	55 47
184	H	Boston College	65 61												
62	H	Miami (FL)	60 72					95	N	Central Ark.	47 53				
85	A	North Carolina	52 59					136	H	Jacksonville St.	53 45				
36	A	Virginia	41 70					295	H	Prairie View	64 58				
4	H	Florida St.	47 69												

Non-Div I Games:

Clemson

C
l
e
m
s
o
n

Average RPI Win:	233	WON-LOST	WINNING	LAST 10	STRENGTH OF	OPP. STRENGTH	TEAM	ADJ.	CONF.	ADJ CONF.
Average RPI Loss:	91	RECORD	PCT. RANK	GAMES	SCHEDULE	OF SCHEDULE	RPI	RPI	RPI	RPI
DIV. I ONLY	12- 7	95	6- 4	189	182	137	137	11	11	
DIV. I NON-CONF.	8- 3	65	3- 1	190	223	95	95	12	12	

TOTALS	RPI 1-25	RPI 26-50	W-L RECORDS	RPI 51-100	RPI 101-999	RPI 201+				
12- 7	0- 1	0- 1	OVERALL	1- 3	11- 2	9- 1				
7- 3	0- 0	0- 1	HOME	1- 1	6- 1	5- 1				
4- 3	0- 1	0- 0	AWAY	0- 2	4- 0	4- 0				
1- 1	0- 0	0- 0	NEUTRAL	0- 0	1- 1	0- 0				
8- 3	0- 0	0- 1	NON-CONFERENCE	1- 1	7- 1	6- 0				
4- 1	0- 0	0- 1	HOME	1- 0	3- 0	3- 0				
3- 1	0- 0	0- 0	AWAY	0- 1	3- 0	3- 0				
1- 1	0- 0	0- 0	NEUTRAL	0- 0	1- 1	0- 0				
4- 4	0- 1	0- 0	CONFERENCE	0- 2	4- 1	3- 1				
3- 2	0- 0	0- 0	HOME	0- 1	3- 1	2- 1				
1- 2	0- 1	0- 0	AWAY	0- 1	1- 0	1- 0				
0- 0	0- 0	0- 0	NEUTRAL	0- 0	0- 0	0- 0				

RPI	S	Opponent	Score	RPI	S	Opponent	Score	RPI	S	Opponent	Score	RPI	S	Opponent	Score	Team's RPI: 137
12	A	Green Bay	43 69	33	H	Ball St.	64 76	67	A	Toledo	56 65	116	N	Saint Louis	64 80	
								78	H	Ohio	71 64	124	N	Louisiana	54 45	
								84	H	IUPUI	64 77	159	H	Oakland	70 62	
								92	A	Milwaukee	72 79	207	A	Niagara	70 61	
												214	H	Eastern Mich.	77 65	
												217	A	Bradley	67 65	
												236	H	Youngstown St.	52 66	
												255	A	Illinois St.	56 47	
												258	A	Northern Ky.	70 65	
												285	H	Detroit Mercy	75 50	
												328	H	Marshall	85 76	
												329	H	Ill.-Chicago	70 67	
												342	H	Eastern Ill.	77 69	
LAST 12 Division I GAMES:																
236	H	Youngstown St.	52 66	285	H	Detroit Mercy	75 50	159	H	Oakland	70 62	217	A	Bradley	67 65	
258	A	Northern Ky.	70 65	67	A	Toledo	56 65	255	A	Illinois St.	56 47	67	A	Bradley	67 65	
12	A	Green Bay	43 69	78	H	Ohio	71 64	67	A	Toledo	56 65	214	H	Eastern Mich.	77 65	
92	A	Milwaukee	72 79	84	H	IUPUI	64 77	78	H	Ohio	71 64	236	H	Youngstown St.	52 66	
329	H	Ill.-Chicago	70 67									255	A	Illinois St.	56 47	
84	H	IUPUI	64 77									258	A	Northern Ky.	70 65	

Non-Div I Games:

Cleveland and St.

Average RPI Win:	269	WON-LOST	WINNING	LAST 10	STRENGTH OF	OPP. STRENGTH	TEAM	ADJ.	CONF.	ADJ CONF.
Average RPI Loss:	166	RECORD	PCT. RANK	GAMES	SCHEDULE	OF SCHEDULE	RPI	RPI	RPI	RPI
DIV. I ONLY	9- 8	157	6- 4	328	221	268	268	23	23	
DIV. I NON-CONF.	4- 5	202	3- 1	328	214	318	318	23	23	

TOTALS	RPI 1-25	RPI 26-50	W-L RECORDS	RPI 51-100	RPI 101-999	RPI 201+				
9- 8	0- 1	0- 0	OVERALL	0- 2	9- 5	7- 4				
8- 2	0- 0	0- 0	HOME	0- 0	8- 2	6- 2				
1- 3	0- 0	0- 0	AWAY	0- 1	1- 2	1- 1				
0- 3	0- 1	0- 0	NEUTRAL	0- 1	0- 1	0- 1				
4- 5	0- 1	0- 0	NON-CONFERENCE	0- 1	4- 3	4- 3				
4- 2	0- 0	0- 0	HOME	0- 0	4- 2	4- 2				
0- 0	0- 0	0- 0	AWAY	0- 0	0- 0	0- 0				
0- 3	0- 1	0- 0	NEUTRAL	0- 1	0- 1	0- 1				
5- 3	0- 0	0- 0	CONFERENCE	0- 1	5- 2	3- 1				
4- 0	0- 0	0- 0	HOME	0- 0	4- 0	2- 0				
1- 3	0- 0	0- 0	AWAY	0- 1	1- 2	1- 1				
0- 0	0- 0	0- 0	NEUTRAL	0- 0	0- 0	0- 0				

RPI 1-25				RPI 26-50				RPI 51-100				RPI 101+ Team's RPI: 268			
RPI	S	Opponent	Score	RPI	S	Opponent	Score	RPI	S	Opponent	Score	RPI	S	Opponent	Score
25	N	Syracuse	57 69					56	N	Nebraska	47 55	124	A	Louisiana	55 59
								93	A	South Ala.	62 68	157	H	Texas St.	65 64
												179	H	UT Arlington	89 76
												219	N	North Texas	34 50
												228	H	UNCG	54 60
												242	A	Troy	97 92
												252	H	Col. of Charleston	70 72
												274	H	UNCW	57 41
												288	H	Wofford	67 51
												308	H	Fort Wayne	67 58
												309	H	Georgia St.	64 49
												332	A	La. -Monroe	56 62
												333	H	Ga. Southern	54 51
												335	H	N. C. Central	68 65

LAST 12 Division I GAMES:															
242	A	Troy	97 92	157	H	Texas St.	65 64	179	H	UT Arlington	89 76	288	H	Wofford	67 51
93	A	South Ala.	62 68	25	N	Syracuse	57 69	335	H	N. C. Central	68 65	308	H	Fort Wayne	67 58
309	H	Georgia St.	64 49												
333	H	Ga. Southern	54 51												
124	A	Louisiana	55 59												
332	A	La. -Monroe	56 62												

Non-Div I Games: Lees-McRae 73 47 Allen 93 49

Coastal Caro.

Average RPI Win:	264	WON-LOST	WINNING	LAST 10	STRENGTH OF	OPP. STRENGTH	TEAM	ADJ.	CONF.	ADJ CONF.
Average RPI Loss:	151	RECORD	PCT. RANK	GAMES	SCHEDULE	OF SCHEDULE	RPI	RPI	RPI	RPI
DIV. I ONLY	5- 14	291	2- 8	141	264	252	252	10	10	
DIV. I NON-CONF.	4- 7	226	2- 2	159	240	225	225	13	13	

TOTALS	RPI 1-25	RPI 26-50	W-L RECORDS	RPI 51-100	RPI 101-999	RPI 201+				
5- 14	0- 1	0- 2	OVERALL	0- 2	5- 9	5- 5				
2- 8	0- 0	0- 0	HOME	0- 2	2- 6	2- 4				
3- 6	0- 1	0- 2	AWAY	0- 0	3- 3	3- 1				
0- 0	0- 0	0- 0	NEUTRAL	0- 0	0- 0	0- 0				
4- 7	0- 1	0- 2	NON-CONFERENCE	0- 0	4- 4	4- 2				
2- 3	0- 0	0- 0	HOME	0- 0	2- 3	2- 2				
2- 4	0- 1	0- 2	AWAY	0- 0	2- 1	2- 0				
0- 0	0- 0	0- 0	NEUTRAL	0- 0	0- 0	0- 0				
1- 7	0- 0	0- 0	CONFERENCE	0- 2	1- 5	1- 3				
0- 5	0- 0	0- 0	HOME	0- 2	0- 3	0- 2				
1- 2	0- 0	0- 0	AWAY	0- 0	1- 2	1- 1				
0- 0	0- 0	0- 0	NEUTRAL	0- 0	0- 0	0- 0				

RPI 1-25				RPI 26-50				RPI 51-100				RPI 101+ Team's RPI: 252			
RPI	S	Opponent	Score	RPI	S	Opponent	Score	RPI	S	Opponent	Score	RPI	S	Opponent	Score
21	A	South Carolina	43 69	38	A	Central Mich.	58 79	86	H	James Madison	45 67	102	H	Wake Forest	40 77
				42	A	Michigan St.	43 107	98	H	Delaware	59 68	146	H	William & Mary	54 68
												161	A	Furman	58 72
												189	A	Northeastern	37 59
												215	A	Hofstra	60 65
												215	H	Hofstra	60 75
												239	A	North Florida	73 69
												249	H	Campbell	45 53
												254	H	Lipscomb	85 69
												268	A	Coastal Caro.	72 70
												270	A	Towson	80 67
												270	H	Towson	58 83
												280	H	Appalachian St.	70 76
												288	H	Wofford	59 51

LAST 12 Division I GAMES:															
270	H	Towson	58 83	270	A	Towson	80 67	146	H	William & Mary	54 68	102	H	Wake Forest	40 77
86	H	James Madison	45 67	98	H	Delaware	59 68	288	H	Wofford	59 51	239	A	North Florida	73 69
215	A	Hofstra	60 65	215	H	Hofstra	60 75	21	A	South Carolina	43 69				
189	A	Northeastern	37 59												

Non-Div I Games:

Col. of Charleston

C
o
l
g
a
t
e

Colgate				Through Games Of Jan. 24, 2018							
Average RPI	Win:	295	WON-LOST	WINNING	LAST 10	STRENGTH OF	OPP. STRENGTH	TEAM	ADJ.	CONF.	ADJ CONF.
Average RPI	Loss:	156	RECORD	PCT. RANK	GAMES	SCHEDULE	OF SCHEDULE	RPI	RPI	RPI	RPI
DIV. I ONLY			4- 16	305	0- 10	158	286	273	273	15	15
DIV. I NON-CONF.			4- 7	226	0- 3	194	332	231	231	18	18

TOTALS		RPI 1-25		RPI 26-50		W-L RECORDS		RPI 51-100	RPI 101-999		RPI 201+
4- 16		0- 1		0- 1		OVERALL		0- 3	4- 11		4- 5
1- 8		0- 0		0- 0		HOME		0- 2	1- 6		1- 2
3- 8		0- 1		0- 1		AWAY		0- 1	3- 5		3- 3
0- 0		0- 0		0- 0		NEUTRAL		0- 0	0- 0		0- 0
4- 7		0- 1		0- 1		NON-CONFERENCE		0- 1	4- 4		4- 2
1- 3		0- 0		0- 0		HOME		0- 1	1- 2		1- 1
3- 4		0- 1		0- 1		AWAY		0- 0	3- 2		3- 1
0- 0		0- 0		0- 0		NEUTRAL		0- 0	0- 0		0- 0
0- 9		0- 0		0- 0		CONFERENCE		0- 2	0- 7		0- 3
0- 5		0- 0		0- 0		HOME		0- 1	0- 4		0- 1
0- 4		0- 0		0- 0		AWAY		0- 1	0- 3		0- 2
0- 0		0- 0		0- 0		NEUTRAL		0- 0	0- 0		0- 0

RPI 1-25				RPI 26-50				RPI 51-100				RPI 101+ Team's RPI: 273			
RPI	S	Opponent	Score	RPI	S	Opponent	Score	RPI	S	Opponent	Score	RPI	S	Opponent	Score
25	A	Syracuse	39 79	32	A	Arizona St.	54 65	64	H	American	55 77	127	A	Yale	56 82
								87	A	Navy	54 70	160	A	Bucknell	57 77
								90	H	Brown	73 83	178	H	Lehigh	51 59
												183	H	Boston U.	49 62
												187	H	Army West Point	54 62
												201	H	Siena	70 73
												207	H	Niagara	44 81
												220	A	Lafayette	48 63
												221	H	Holy Cross	64 71
												226	A	Loyola Maryland	55 70
												261	A	Cornell	74 70
												270	A	Towson	65 61
												289	A	Fairleigh Dickinson	51 61
												298	A	Canisius	70 63
												349	H	UMass Lowell	84 64

LAST 12 Division I GAMES:															
187	H	Army West Point	54 62	220	A	Lafayette	48 63								
226	A	Loyola Maryland	55 70	64	H	American	55 77								
178	H	Lehigh	51 59	221	H	Holy Cross	64 71								
160	A	Bucknell	57 77	207	H	Niagara	44 81								
183	H	Boston U.	49 62	90	H	Brown	73 83								
87	A	Navy	54 70	25	A	Syracuse	39 79								

Non-Div I Games:

Colgate

C
o
l
g
a
t
e

C
o
l
o
r
a
d
o

Col orado				Through Games Of Jan. 24, 2018							
Average RPI	Win:	206	WON-LOST	WINNING	LAST 10	STRENGTH OF	OPP. STRENGTH	TEAM	ADJ.	CONF.	ADJ CONF.
Average RPI	Loss:	83	RECORD	PCT. RANK	GAMES	SCHEDULE	OF SCHEDULE	RPI	RPI	RPI	RPI
DIV. I ONLY			10- 8	136	3- 6	161	62	135	135	4	4
DIV. I NON-CONF.			8- 2	45	2- 1	192	169	70	70	3	3

TOTALS		RPI 1-25		RPI 26-50		W-L RECORDS		RPI 51-100		RPI 101-999	RPI 201+
10- 8		0- 1		0- 3		OVERALL		2- 2		8- 2	4- 1
6- 4		0- 1		0- 2		HOME		2- 0		4- 1	3- 0
4- 4		0- 0		0- 1		AWAY		0- 2		4- 1	1- 1
0- 0		0- 0		0- 0		NEUTRAL		0- 0		0- 0	0- 0
8- 2		0- 0		0- 0		NON-CONFERENCE		2- 1		6- 1	3- 0
5- 1		0- 0		0- 0		HOME		2- 0		3- 1	2- 0
3- 1		0- 0		0- 0		AWAY		0- 1		3- 0	1- 0
0- 0		0- 0		0- 0		NEUTRAL		0- 0		0- 0	0- 0
2- 6		0- 1		0- 3		CONFERENCE		0- 1		2- 1	1- 1
1- 3		0- 1		0- 2		HOME		0- 0		1- 0	1- 0
1- 3		0- 0		0- 1		AWAY		0- 1		1- 1	0- 1
0- 0		0- 0		0- 0		NEUTRAL		0- 0		0- 0	0- 0

RPI 1-25				RPI 26-50				RPI 51-100				RPI 101+ Team's RPI: 135			
RPI	S	Opponent	Score	RPI	S	Opponent	Score	RPI	S	Opponent	Score	RPI	S	Opponent	Score
8	H	UCLA	55 93	32	A	Arizona St.	59 73	62	H	Miami (FL)	67 61	104	H	Dartmouth	75 81
				32	H	Arizona St.	47 72	69	A	Washington St.	75 89	134	A	Washington	66 61
				49	H	Southern Cal i forni a	51 86	85	A	North Carol i na	80 87	169	A	Col orado St.	70 67
								96	H	George Mason	76 61	176	A	Samford	71 60
												199	H	Fla. Atlantic	76 69
												275	H	North Dakota St.	108 59
												284	A	Ari zona	63 72
												284	H	Ari zona	79 60
												315	A	Air Force	68 43
												346	H	Mi ssi ssi ppi Val .	85 48

LAST 12 Division I GAMES:															
				32	A	Ari zona St.	59 73	284	H	Ari zona	79 60				
				284	A	Ari zona	63 72	32	H	Arizona St.	47 72				
				8	H	UCLA	55 93	315	A	Air Force	68 43				
				49	H	Southern Cal i forni a	51 86	104	H	Dartmouth	75 81				
				134	A	Washi ngton	66 61	169	A	Col orado St.	70 67				
				69	A	Washi ngton St.	75 89	275	H	North Dakota St.	108 59				

Non-Div I Games: Westminster (MO) 106 47

Col orado

C
o
l
o
r
a
d
o

Average RPI Win:	223	WON-LOST	WINNING	LAST 10	STRENGTH OF	OPP. STRENGTH	TEAM	ADJ.	CONF.	ADJ CONF.
Average RPI Loss:	125	RECORD	PCT. RANK	GAMES	SCHEDULE	OF SCHEDULE	RPI	RPI	RPI	RPI
DIV. I ONLY	12- 7	95	6- 4	230	163	169	169	16	16	
DIV. I NON-CONF.	7- 3	74	3- 0	155	211	129	129	17	17	

TOTALS	RPI 1-25	RPI 26-50	W-L RECORDS	RPI 51-100	RPI 101-999	RPI 201+				
12- 7	0- 0	1- 1	OVERALL	1- 1	10- 5	8- 1				
8- 5	0- 0	0- 1	HOME	1- 1	7- 3	6- 1				
4- 2	0- 0	1- 0	AWAY	0- 0	3- 2	2- 0				
0- 0	0- 0	0- 0	NEUTRAL	0- 0	0- 0	0- 0				
7- 3	0- 0	1- 1	NON-CONFERENCE	1- 0	5- 2	3- 1				
5- 3	0- 0	0- 1	HOME	1- 0	4- 2	3- 1				
2- 0	0- 0	1- 0	AWAY	0- 0	1- 0	0- 0				
0- 0	0- 0	0- 0	NEUTRAL	0- 0	0- 0	0- 0				
5- 4	0- 0	0- 0	CONFERENCE	0- 1	5- 3	5- 0				
3- 2	0- 0	0- 0	HOME	0- 1	3- 1	3- 0				
2- 2	0- 0	0- 0	AWAY	0- 0	2- 2	2- 0				
0- 0	0- 0	0- 0	NEUTRAL	0- 0	0- 0	0- 0				

RPI 1-25				RPI 26-50				RPI 51-100				RPI 101+				Team's RPI: 169
RPI	S	Opponent	Score	RPI	S	Opponent	Score	RPI	S	Opponent	Score	RPI	S	Opponent	Score	
				34	H	Oklahoma	46 78	51	H	Wyoming	49 53	111	A	UNLV	52 56	
				39	A	Northern Colo.	55 44	58	H	Gonzaga	65 49	120	H	BYU	56 54	
												135	H	Colorado	67 70	
												154	A	Fresno St.	45 56	
												180	H	Boise St.	58 62	
												195	A	Denver	61 56	
												211	H	Idaho	69 83	
												229	A	San Diego St.	65 63	
												229	H	San Diego St.	72 43	
												266	H	San Jose St.	63 48	
												292	H	Morgan St.	60 44	
												295	H	Prairie View	71 59	
												306	H	Utah St.	56 45	
												315	A	Air Force	40 39	
												335	H	N.C. Central	85 48	
LAST 12 Division I GAMES:																
				229	H	San Diego St.	72 43	229	A	San Diego St.	65 63					
				111	A	UNLV	52 56	266	H	San Jose St.	63 48					
				315	A	Air Force	40 39	180	H	Boise St.	58 62					
				51	H	Wyoming	49 53	292	H	Morgan St.	60 44					
				306	H	Utah St.	56 45	295	H	Prairie View	71 59					
				154	A	Fresno St.	45 56	39	A	Northern Colo.	55 44					

Non-Div I Games: Eastern N.M. 75 35

Colorado St.

Col umbi a				Through Games Of Jan. 24, 2018							
Average RPI	Win:	225	WON-LOST	WINNING	LAST 10	STRENGTH OF	OPP. STRENGTH	TEAM	ADJ.	CONF.	ADJ CONF.
Average RPI	Loss:	117	RECORD	PCT. RANK	GAMES	SCHEDULE	OF SCHEDULE	RPI	RPI	RPI	RPI
DIV. I ONLY			6- 12	259	3- 7	111	143	203	203	9	9
DIV. I NON-CONF.			6- 9	214	4- 5	138	139	180	180	9	9

TOTALS		RPI 1-25		RPI 26-50		W-L RECORDS		RPI 51-100		RPI 101-999	RPI 201+
6- 12		0- 3		0- 3		OVERALL		0- 0		6- 6	3- 3
3- 3		0- 1		0- 0		HOME		0- 0		3- 2	1- 2
3- 6		0- 0		0- 2		AWAY		0- 0		3- 4	2- 1
0- 3		0- 2		0- 1		NEUTRAL		0- 0		0- 0	0- 0
6- 9		0- 3		0- 2		NON-CONFERENCE		0- 0		6- 4	3- 2
3- 2		0- 1		0- 0		HOME		0- 0		3- 1	1- 1
3- 4		0- 0		0- 1		AWAY		0- 0		3- 3	2- 1
0- 3		0- 2		0- 1		NEUTRAL		0- 0		0- 0	0- 0
0- 3		0- 0		0- 1		CONFERENCE		0- 0		0- 2	0- 1
0- 1		0- 0		0- 0		HOME		0- 0		0- 1	0- 1
0- 2		0- 0		0- 1		AWAY		0- 0		0- 1	0- 0
0- 0		0- 0		0- 0		NEUTRAL		0- 0		0- 0	0- 0

RPI 1-25				RPI 26-50				RPI 51-100				RPI 101+ Team's RPI: 203			
RPI	S	Opponent	Score	RPI	S	Opponent	Score	RPI	S	Opponent	Score	RPI	S	Opponent	Score
3	N	Mississippi St.	54 90	32	N	Arizona St.	48 72					105	A	Penn	51 70
12	N	Green Bay	43 61	44	A	Princeton	47 69					126	A	Rice	44 67
22	H	Buffalo	63 65	45	A	Houston	53 77					149	H	Saint Francis (PA)	94 81
												181	A	Providence	73 64
												184	H	Boston College	68 60
												185	A	Hampton	58 60
												215	H	Hofstra	75 53
												225	H	Richmond	79 85
												261	H	Cornell	47 57
												294	A	Vermont	73 66
												327	A	UMBC	60 44
												349	A	UMass Lowell	70 77
LAST 12 Division I GAMES:															
261	H	Cornell	47 57	215	H	Hofstra	75 53								
105	A	Penn	51 70	22	H	Buffalo	63 65								
44	A	Princeton	47 69	149	H	Saint Francis (PA)	94 81								
185	A	Hampton	58 60	327	A	UMBC	60 44								
126	A	Rice	44 67	184	H	Boston College	68 60								
45	A	Houston	53 77	32	N	Arizona St.	48 72								

Non-Div I Games:

Col umbi a

Average RPI Win:	308	WON-LOST	WINNING	LAST 10	STRENGTH OF	OPP. STRENGTH	TEAM	ADJ.	CONF.	ADJ CONF.
Average RPI Loss:	176	RECORD	PCT. RANK	GAMES	SCHEDULE	OF SCHEDULE	RPI	RPI	RPI	RPI
DIV. I ONLY	4- 14	300	3- 7	229	324	305	305	31	31	
DIV. I NON-CONF.	1- 11	331	0- 6	131	207	297	297	31	31	

TOTALS	RPI 1-25	RPI 26-50	W-L RECORDS	RPI 51-100	RPI 101-999	RPI 201+				
4- 14	0- 3	0- 1	OVERALL	0- 0	4- 10	4- 6				
4- 1	0- 1	0- 0	HOME	0- 0	4- 0	4- 0				
0- 11	0- 0	0- 0	AWAY	0- 0	0- 2	0- 2				
0- 2	0- 1	0- 0	NEUTRAL	0- 0	0- 1	0- 1				
1- 11	0- 3	0- 1	NON-CONFERENCE	0- 0	1- 7	1- 4				
1- 1	0- 1	0- 0	HOME	0- 0	1- 0	1- 0				
0- 8	0- 1	0- 1	AWAY	0- 0	0- 6	0- 3				
0- 2	0- 1	0- 0	NEUTRAL	0- 0	0- 1	0- 1				
3- 3	0- 0	0- 0	CONFERENCE	0- 0	3- 3	3- 2				
3- 0	0- 0	0- 0	HOME	0- 0	3- 0	3- 0				
0- 3	0- 0	0- 0	AWAY	0- 0	0- 3	0- 2				
0- 0	0- 0	0- 0	NEUTRAL	0- 0	0- 0	0- 0				

RPI 1-25				RPI 26-50				RPI 51-100				RPI 101+				Team's RPI: 305
RPI	S	Opponent	Score	RPI	S	Opponent	Score	RPI	S	Opponent	Score	RPI	S	Opponent	Score	
11	N	Missouri	50 73	35	A	West Virginia	43 101					112	A	SFA	59 72	
13	A	Baylor	54 100									123	A	Middle Tenn.	39 69	
24	H	Maryland	49 113									193	A	Charlotte	49 78	
												196	A	Norfolk St.	57 71	
												230	A	N.C. A&T	63 64	
												232	N	Manhattan	56 74	
												262	H	Mt. St. Mary's	68 54	
												292	H	Morgan St.	55 53	
												302	A	VCU	47 62	
												323	A	Old Dominion	67 75	
												331	A	Charleston So.	58 72	
												334	H	Florida A&M	62 56	
												335	A	N.C. Central	52 60	
												344	H	Savannah St.	66 57	

LAST 12 Division I GAMES:																
292	H	Morgan St.	55 53	24	H	Maryland	49 113	302	A	VCU	47 62					
230	A	N.C. A&T	63 64	35	A	West Virginia	43 101	35	A	West Virginia	43 101					
335	A	N.C. Central	52 60					123	A	Middle Tenn.	39 69					
334	H	Florida A&M	62 56					193	A	Charlotte	49 78					
344	H	Savannah St.	66 57					323	A	Old Dominion	67 75					
196	A	Norfolk St.	57 71													

Non-Div I Games:

Coppin St.

Average RPI Win: **284**
 Average RPI Loss: **159**

WON-LOST
RECORD

WINNING
PCT. RANK

LAST 10
GAMES

STRENGTH OF
SCHEDULE

OPP. STRENGTH
OF SCHEDULE

TEAM
RPI

ADJ.
RPI

CONF.
RPI

ADJ CONF.
RPI

DIV. I ONLY	5- 11	275	4- 6	266	253	261	261	9	9
DIV. I NON-CONF.	4- 9	249	4- 5	310	313	294	294	9	9

TOTALS	RPI 1-25	RPI 26-50	W-L RECORDS	RPI 51-100	RPI 101-999	RPI 201+			
5- 11	0- 0	0- 2	OVERALL	0- 0	5- 9	5- 3			
1- 5	0- 0	0- 0	HOME	0- 0	1- 5	1- 2			
4- 6	0- 0	0- 2	AWAY	0- 0	4- 4	4- 1			
0- 0	0- 0	0- 0	NEUTRAL	0- 0	0- 0	0- 0			
4- 9	0- 0	0- 1	NON-CONFERENCE	0- 0	4- 8	4- 3			
1- 5	0- 0	0- 0	HOME	0- 0	1- 5	1- 2			
3- 4	0- 0	0- 1	AWAY	0- 0	3- 3	3- 1			
0- 0	0- 0	0- 0	NEUTRAL	0- 0	0- 0	0- 0			
1- 2	0- 0	0- 1	CONFERENCE	0- 0	1- 1	1- 0			
0- 0	0- 0	0- 0	HOME	0- 0	0- 0	0- 0			
1- 2	0- 0	0- 1	AWAY	0- 0	1- 1	1- 0			
0- 0	0- 0	0- 0	NEUTRAL	0- 0	0- 0	0- 0			

RPI	S	Opponent	Score	RPI	S	Opponent	Score	RPI	S	Opponent	Score	RPI	S	Opponent	Score
44	A	Princeton	54 75	47	A	Drexel	39 61					105	A	Penn	48 68
												155	A	Pittsburgh	39 51
												159	H	Oakland	77 79
												163	A	New Hampshire	45 48
												175	H	Binghamton	58 66
												178	H	Lehigh	57 62
												203	A	Columbia	57 47
												220	H	Lafayette	58 59
												226	A	Loyola Maryland	63 78
												231	H	Stony Brook	48 40
												273	H	Colgate	70 74
												298	A	Canisius	67 59
												340	A	NJIT	61 46
												349	A	UMass Lowell	71 53

LAST 12 Division I GAMES:															
203	A	Columbia	57 47	47	A	Drexel	39 61	175	H	Binghamton	58 66	159	H	Oakland	77 79
44	A	Princeton	54 75					231	H	Stony Brook	48 40	220	H	Lafayette	58 59
105	A	Penn	48 68					298	A	Canisius	67 59				
340	A	NJIT	61 46												
349	A	UMass Lowell	71 53												
163	A	New Hampshire	45 48												

Non-Div I Games:

Cornell

Average RPI Loss: 51

DIV. I ONLY	11- 8	125	5- 5	23	11	48	48	6	6
DIV. I NON-CONF.	6- 4	122	2- 1	16	10	42	42	5	5
TOTALS	RPI 1-25	RPI 26-50	W-L RECORDS	RPI 51-100	RPI 101-999	RPI 201+			
11- 8	0- 3	2- 2	OVERALL	2- 2	7- 1	1- 0			
6- 3	0- 2	2- 1	HOME	0- 0	4- 0	0- 0			
5- 3	0- 0	0- 1	AWAY	2- 2	3- 0	1- 0			
0- 2	0- 1	0- 0	NEUTRAL	0- 0	0- 1	0- 0			
6- 4	0- 2	1- 0	NON-CONFERENCE	1- 1	4- 1	1- 0			
3- 1	0- 1	1- 0	HOME	0- 0	2- 0	0- 0			
3- 1	0- 0	0- 0	AWAY	1- 1	2- 0	1- 0			
0- 2	0- 1	0- 0	NEUTRAL	0- 0	0- 1	0- 0			
5- 4	0- 1	1- 2	CONFERENCE	1- 1	3- 0	0- 0			
3- 2	0- 1	1- 1	HOME	0- 0	2- 0	0- 0			
2- 2	0- 0	0- 1	AWAY	1- 1	1- 0	0- 0			
0- 0	0- 0	0- 0	NEUTRAL	0- 0	0- 0	0- 0			

RPI 1-25					RPI 26-50					RPI 51-100					RPI 101+				
RPI	S	Opponent	Score		RPI	S	Opponent	Score		RPI	S	Opponent	Score		RPI	S	Opponent	Score	
4	H	Florida St.	82	92	27	H	Villanova	69	54	56	A	Nebraska	64	49	115	A	Drake	108 100	
8	N	UCLA	63	72	29	H	DePaul	54	82	81	A	Butler	53	59	134	N	Washington	64 67	
19	H	Marquette	77	92	30	H	South Dakota St.	72	65	94	A	South Dakota	68	73	150	H	Georgetown	69 58	
					37	A	St. John's (NY)	65	72	99	A	Seton Hall	68	51	153	H	Wichita St.	66 61	
															158	A	Xavier	71 64	
															181	H	Providence	73 56	
															188	H	UNI	89 78	
															239	A	Omaha	72 51	
LAST 12 Division I GAMES:																			
					158	A	Xavier	71	64	99	A	Seton Hall	68	51					
					81	A	Butler	53	59	150	H	Georgetown	69	58					
					181	H	Providence	73	56	27	H	Villanova	69	54					
					29	H	DePaul	54	82	4	H	Florida St.	82	92					
					19	H	Marquette	77	92	30	H	South Dakota St.	72	65					
					37	A	St. John's (NY)	65	72	239	A	Omaha	72	51					

Creighton

Average RPI	Win:	216	WON-LOST	WINNING	LAST 10	STRENGTH OF	OPP. STRENGTH	TEAM	ADJ.	CONF.	ADJ CONF.
Average RPI	Loss:	100	RECORD	PCT. RANK	GAMES	SCHEDULE	OF SCHEDULE	RPI	RPI	RPI	RPI
DIV. I ONLY		9- 6		114	5- 5	144	157	104	104	9	9
DIV. I NON-CONF.		8- 5		111	5- 5	191	203	116	116	9	9

TOTALS	RPI 1-25		RPI 26-50		W-L RECORDS	RPI 51-100		RPI 101-999		RPI 201+	
9- 6	0- 1		0- 0		OVERALL	1- 3		8- 2		4- 0	
6- 1	0- 0		0- 0		HOME	1- 1		5- 0		3- 0	
3- 5	0- 1		0- 0		AWAY	0- 2		3- 2		1- 0	
0- 0	0- 0		0- 0		NEUTRAL	0- 0		0- 0		0- 0	
8- 5	0- 1		0- 0		NON-CONFERENCE	0- 2		8- 2		4- 0	
5- 1	0- 0		0- 0		HOME	0- 1		5- 0		3- 0	
3- 4	0- 1		0- 0		AWAY	0- 1		3- 2		1- 0	
0- 0	0- 0		0- 0		NEUTRAL	0- 0		0- 0		0- 0	
1- 1	0- 0		0- 0		CONFERENCE	1- 1		0- 0		0- 0	
1- 0	0- 0		0- 0		HOME	1- 0		0- 0		0- 0	
0- 1	0- 0		0- 0		AWAY	0- 1		0- 0		0- 0	
0- 0	0- 0		0- 0		NEUTRAL	0- 0		0- 0		0- 0	

RPI 1-25				RPI 26-50				RPI 51-100				RPI 101+				Team's RPI: 104
RPI	S	Opponent	Score	RPI	S	Opponent	Score	RPI	S	Opponent	Score	RPI	S	Opponent	Score	
6	A	Ohio St.	70 103					70	A	Albany (NY)	61 76	135	A	Colorado	81 75	
								75	H	Maine	51 64	163	H	New Hampshire	57 49	
								88	A	Harvard	65 76	175	A	Binghamton	64 80	
								88	H	Harvard	63 56	184	H	Boston College	68 57	
												187	A	Army West Point	56 71	
												197	A	Marist	60 51	
												221	A	Holy Cross	76 74	
												294	H	Vermont	66 56	
												320	H	Rhode Island	70 54	
												340	H	NJIT	81 50	

LAST 12 Division I GAMES:																
88	A	Harvard	65 76	135	A	Colorado	81 75									
88	H	Harvard	63 56	75	H	Maine	51 64									
175	A	Binghamton	64 80	163	H	New Hampshire	57 49									
70	A	Albany (NY)	61 76	197	A	Marist	60 51									
221	A	Holy Cross	76 74	187	A	Army West Point	56 71									
6	A	Ohio St.	70 103	340	H	NJIT	81 50									

Non-Div I Games:

Dartmouth

Average RPI Win:	248	WON-LOST	WINNING	LAST 10	STRENGTH OF	OPP. STRENGTH	TEAM	ADJ.	CONF.	ADJ CONF.
Average RPI Loss:	93	RECORD	PCT. RANK	GAMES	SCHEDULE	OF SCHEDULE	RPI	RPI	RPI	RPI
DIV. I ONLY	9- 12	218	5- 5	89	177	151	151	13	13	
DIV. I NON-CONF.	5- 8	220	2- 2	66	175	141	141	11	11	

TOTALS	RPI 1-25	RPI 26-50	W-L RECORDS	RPI 51-100	RPI 101-999	RPI 201+				
9- 12	0- 1	0- 2	OVERALL	0- 6	9- 3	7- 1				
4- 5	0- 0	0- 1	HOME	0- 3	4- 1	3- 1				
5- 7	0- 1	0- 1	AWAY	0- 3	5- 2	4- 0				
0- 0	0- 0	0- 0	NEUTRAL	0- 0	0- 0	0- 0				
5- 8	0- 1	0- 2	NON-CONFERENCE	0- 2	5- 3	3- 1				
2- 3	0- 0	0- 1	HOME	0- 1	2- 1	1- 1				
3- 5	0- 1	0- 1	AWAY	0- 1	3- 2	2- 0				
0- 0	0- 0	0- 0	NEUTRAL	0- 0	0- 0	0- 0				
4- 4	0- 0	0- 0	CONFERENCE	0- 4	4- 0	4- 0				
2- 2	0- 0	0- 0	HOME	0- 2	2- 0	2- 0				
2- 2	0- 0	0- 0	AWAY	0- 2	2- 0	2- 0				
0- 0	0- 0	0- 0	NEUTRAL	0- 0	0- 0	0- 0				

RPI 1-25				RPI 26-50				RPI 51-100				RPI 101+				Team's RPI: 151
RPI	S	Opponent	Score	RPI	S	Opponent	Score	RPI	S	Opponent	Score	RPI	S	Opponent	Score	
18	A	NC State	49 73	44	H	Princeton	57 63	59	H	Duquesne	54 79	119	A	High Point	82 74	
				50	A	UCF	54 62	74	A	Fordham	58 66	146	A	William & Mary	55 73	
								79	A	Mercer	54 69	161	A	Furman	62 65	
								82	H	Elon	58 75	193	H	Charlotte	68 66	
								96	A	George Mason	61 74	212	H	Gardner-Webb	65 70	
								100	H	George Washington	48 53	225	A	Richmond	68 65	
												237	A	St. Bonaventure	75 68	
												247	H	UNC Asheville	58 50	
												280	A	Appalachian St.	59 57	
												296	H	Massachusetts	87 81	
												311	A	Western Caro.	70 57	
												320	H	Rhode Island	77 67	

LAST 12 Division I GAMES:																
296	H	Massachusetts	87 81	59	H	Duquesne	54 79									
237	A	St. Bonaventure	75 68	96	A	George Mason	61 74									
100	H	George Washington	48 53	50	A	UCF	54 62									
225	A	Richmond	68 65	193	H	Charlotte	68 66									
74	A	Fordham	58 66	119	A	High Point	82 74									
320	H	Rhode Island	77 67	212	H	Gardner-Webb	65 70									

Non-Div I Games:

Davidson

Average RPI Win: 183

Average RPI Loss: 41

WON-LOST
RECORDWINNING
PCT. RANKLAST 10
GAMESSTRENGTH OF
SCHEDULEOPP. STRENGTH
OF SCHEDULETEAM
RPIADJ.
RPICONF.
RPIADJ CONF.
RPIDIV. I ONLY
DIV. I NON-CONF.15- 4
7- 432
1029- 1
2- 2152
83100
8563
8063
8013
1113
11

TOTALS

RPI 1-25

RPI 26-50

W-L RECORDS

RPI 51-100

RPI 101-999

RPI 201+

15- 4

0- 1

1- 1

OVERALL

4- 2

10- 0

7- 0

8- 1

0- 1

1- 0

HOME

2- 0

5- 0

4- 0

4- 2

0- 0

0- 0

AWAY

1- 2

3- 0

2- 0

3- 1

0- 0

0- 1

NEUTRAL

1- 0

2- 0

1- 0

7- 4

0- 1

1- 1

NON-CONFERENCE

2- 2

4- 0

3- 0

4- 1

0- 1

1- 0

HOME

1- 0

2- 0

2- 0

0- 2

0- 0

0- 0

AWAY

0- 2

0- 0

0- 0

3- 1

0- 0

0- 1

NEUTRAL

1- 0

2- 0

1- 0

8- 0

0- 0

0- 0

CONFERENCE

2- 0

6- 0

4- 0

4- 0

0- 0

0- 0

HOME

1- 0

3- 0

2- 0

4- 0

0- 0

0- 0

AWAY

1- 0

3- 0

2- 0

0- 0

0- 0

0- 0

NEUTRAL

0- 0

0- 0

0- 0

RPI 1-25

RPI 26-50

RPI 51-100

Team's RPI: 63

RPI 101+

RPI	S	Opponent	Score
12	H	Green Bay	64 75

RPI	S	Opponent	Score
28	N	South Fla.	87 93
36	H	Virginia	61 46

RPI	S	Opponent	Score
55	A	Quinnipiac	66 72
67	A	Toledo	50 68
74	A	Fordham	63 62
86	H	James Madison	82 54
88	N	Harvard	72 66
100	H	George Washington	66 55

RPI	S	Opponent	Score
107	N	Tulane	71 65
116	H	Saint Louis	101 76
166	A	Saint Joseph's	65 59
206	A	La Salle	76 47
225	A	Richmond	66 59
237	H	St. Bonaventure	80 59
292	H	Morgan St.	88 52
320	H	Rhode Island	116 58
341	H	Ark.-Pine Bluff	81 43
346	N	Mississippi Val.	65 46

LAST 12 Division I GAMES:

225	A	Richmond	66 59
100	H	George Washington	66 55
74	A	Fordham	63 62
116	H	Saint Louis	101 76
237	H	St. Bonaventure	80 59
166	A	Saint Joseph's	65 59

320	H	Rhode Island	116 58
206	A	La Salle	76 47
346	N	Mississippi Val.	65 46
28	N	South Fla.	87 93
86	H	James Madison	82 54
12	H	Green Bay	64 75

Dayton

Dayton

Non-Div I Games:

Dayton

■ Loss,
 ■ Non-Conf,
 ■ S Site,
 ■ Home
 ■ Away
 N Neutral

DePaul

Through Games Of Jan. 24, 2018

Average RPI Win: 133

Average RPI Loss: 22

WON-LOST RECORD

WINNING PCT. RANK

LAST 10 GAMES

STRENGTH OF SCHEDULE

OPP. STRENGTH OF SCHEDULE

TEAM RPI

ADJ. RPI

CONF. RPI

ADJ CONF. RPI

DIV. I ONLY

DIV. I NON-CONF.

15- 6

8- 4

65

87

8- 2

2- 1

30

28

7

4

29

47

29

47

6

5

6

5

TOTALS

RPI 1-25

RPI 26-50

W-L RECORDS

RPI 51-100

RPI 101-999

RPI 201+

15- 6

0- 3

3- 3

OVERALL

4- 0

8- 0

2- 0

9- 2

0- 1

2- 1

HOME

3- 0

4- 0

2- 0

4- 3

0- 2

1- 1

AWAY

0- 0

3- 0

0- 0

2- 1

0- 0

0- 1

NEUTRAL

1- 0

1- 0

0- 0

8- 4

0- 2

1- 2

NON-CONFERENCE

2- 0

5- 0

2- 0

5- 2

0- 1

1- 1

HOME

1- 0

3- 0

2- 0

1- 1

0- 1

0- 0

AWAY

0- 0

1- 0

0- 0

2- 1

0- 0

0- 1

NEUTRAL

1- 0

1- 0

0- 0

7- 2

0- 1

2- 1

CONFERENCE

2- 0

3- 0

0- 0

4- 0

0- 0

1- 0

HOME

2- 0

1- 0

0- 0

3- 2

0- 1

1- 1

AWAY

0- 0

2- 0

0- 0

0- 0

0- 0

0- 0

NEUTRAL

0- 0

0- 0

0- 0

RPI 1-25

RPI 26-50

Team's RPI: 29

RPI 51-100

RPI 101+

RPI S Opponent Score

1 H UConn 69 103

2 A Notre Dame 82 91

19 A Marquette 81 93

RPI S Opponent Score

27 A Villanova 58 84

34 H Oklahoma 111 108

37 H St. John's (NY) 76 67

39 H Northern Colo. 88 94

41 N FGCU 84 89

48 A Creighton 82 54

RPI S Opponent Score

58 N Gonzaga 88 71

81 H Butler 87 65

84 H IUPUI 85 71

99 H Seton Hall 89 66

RPI S Opponent Score

116 H Saint Louis 86 78

150 A Georgetown 78 62

158 H Xavier 79 48

162 N Memphis 81 67

181 A Providence 71 48

186 A Northwestern 92 63

291 H Loyola Chicago 88 47

304 H Delaware St. 110 71

LAST 12 Division I GAMES:

150 A Georgetown 78 62

27 A Villanova 58 84

81 H Butler 87 65

158 H Xavier 79 48

48 A Creighton 82 54

181 A Providence 71 48

19 A Marquette 81 93

37 H St. John's (NY) 76 67

99 H Seton Hall 89 66

84 H IUPUI 85 71

2 A Notre Dame 82 91

186 A Northwestern 92 63

Non-Div I Games:

DePaul

Loss, Non-Conf, S Site, H Home A Away N Neutral

Page 65

Non-Div I Games:

DePaul

Average RPI Win:	216	WON-LOST	WINNING	LAST 10	STRENGTH OF	OPP. STRENGTH	TEAM	ADJ.	CONF.	ADJ CONF.
Average RPI Loss:	119	RECORD	PCT. RANK	GAMES	SCHEDULE	OF SCHEDULE	RPI	RPI	RPI	RPI
DIV. I ONLY	12- 6	82	8- 2	191	179	98	98	10	10	
DIV. I NON-CONF.	7- 4	102	4- 1	252	202	135	135	13	13	

TOTALS	RPI 1-25	RPI 26-50	W-L RECORDS	RPI 51-100	RPI 101-999	RPI 201+				
12- 6	0- 1	0- 2	OVERALL	2- 1	10- 2	8- 1				
5- 1	0- 0	0- 0	HOME	2- 0	3- 1	3- 0				
6- 4	0- 1	0- 2	AWAY	0- 1	6- 0	4- 0				
1- 1	0- 0	0- 0	NEUTRAL	0- 0	1- 1	1- 1				
7- 4	0- 1	0- 1	NON-CONFERENCE	1- 0	6- 2	4- 1				
3- 1	0- 0	0- 0	HOME	1- 0	2- 1	2- 0				
3- 2	0- 1	0- 1	AWAY	0- 0	3- 0	1- 0				
1- 1	0- 0	0- 0	NEUTRAL	0- 0	1- 1	1- 1				
5- 2	0- 0	0- 1	CONFERENCE	1- 1	4- 0	4- 0				
2- 0	0- 0	0- 0	HOME	1- 0	1- 0	1- 0				
3- 2	0- 0	0- 1	AWAY	0- 1	3- 0	3- 0				
0- 0	0- 0	0- 0	NEUTRAL	0- 0	0- 0	0- 0				

RPI 1-25				RPI 26-50				RPI 51-100				Team's RPI : 98				RPI 101+			
RPI	S	Opponent	Score	RPI	S	Opponent	Score	RPI	S	Opponent	Score	RPI	S	Opponent	Score	RPI	S	Opponent	Score
22	A	Buffalo	73 87	44	A	Princeton	60 78	64	H	American	72 56	138	A	Hartford	72 63				
				47	A	Drexel	53 74	82	A	Elon	51 64	183	H	Boston U.	79 85				
								82	H	Elon	80 66	187	A	Army West Point	70 59				
												215	A	Hofstra	58 51				
												226	H	Loyol a Maryl and	71 38				
												237	A	St. Bonaventure	53 52				
												252	A	Col. of Charleston	68 59				
												270	H	Towson	51 49				
												274	A	UNCW	82 49				
												304	H	Delaware St.	84 49				
												338	N	Saint Peter's	87 90				
												342	N	Eastern Ill.	66 37				
LAST 12 Division I GAMES:																			
				82	A	Elon	51 64	47	A	Drexel	53 74								
				274	A	UNCW	82 49	226	H	Loyol a Maryl and	71 38								
				270	H	Towson	51 49	304	H	Delaware St.	84 49								
				215	A	Hofstra	58 51	187	A	Army West Point	70 59								
				252	A	Col. of Charleston	68 59	44	A	Princeton	60 78								
				82	H	Elon	80 66	237	A	St. Bonaventure	53 52								

Non-Div I Games:

Del aware

Delaware State

Delaware St.				Through Games Of Jan. 24, 2018							
Average RPI	Win:	321	WON-LOST	WINNING	LAST 10	STRENGTH OF	OPP. STRENGTH	TEAM	ADJ.	CONF.	ADJ CONF.
Average RPI	Loss:	164	RECORD	PCT. RANK	GAMES	SCHEDULE	OF SCHEDULE	RPI	RPI	RPI	RPI
DIV. I ONLY		3- 17	319	2- 8	177	283	304	304	31	31	
DIV. I NON-CONF.		1- 12	335	0- 5	98	116	289	289	31	31	

TOTALS	RPI 1-25		RPI 26-50		W-L RECORDS		RPI 51-100		RPI 101-999		RPI 201+
3- 17	0- 1		0- 2		OVERALL		0- 1		3- 13		3- 4
2- 6	0- 0		0- 1		HOME		0- 0		2- 5		2- 3
1- 9	0- 0		0- 0		AWAY		0- 0		1- 3		1- 0
0- 2	0- 0		0- 0		NEUTRAL		0- 0		0- 2		0- 0
1- 12	0- 1		0- 2		NON-CONFERENCE		0- 1		1- 8		1- 1
1- 3	0- 0		0- 1		HOME		0- 0		1- 2		1- 1
0- 7	0- 1		0- 1		AWAY		0- 1		0- 4		0- 0
0- 2	0- 0		0- 0		NEUTRAL		0- 0		0- 2		0- 0
2- 5	0- 0		0- 0		CONFERENCE		0- 0		2- 5		2- 3
1- 3	0- 0		0- 0		HOME		0- 0		1- 3		1- 2
1- 2	0- 0		0- 0		AWAY		0- 0		1- 2		1- 1
0- 0	0- 0		0- 0		NEUTRAL		0- 0		0- 0		0- 0

RPI 1-25				RPI 26-50				RPI 51-100				RPI 101+ Team's RPI: 304			
RPI	S	Opponent	Score	RPI	S	Opponent	Score	RPI	S	Opponent	Score	RPI	S	Opponent	Score
23	A	Michigan	36 105	29	A	DePaul	71 110	98	A	Delaware	49 84	103	N	Ole Miss	58 110
				47	H	Drexel	52 73					122	A	Kansas	49 81
												145	H	Robert Morris	42 65
												172	N	Stetson	43 58
												173	A	Temple	72 96
												185	A	Hampton	62 66
												192	A	Florida	51 85
												198	H	Bethune-Cookman	60 68
												199	A	Fla. Atlantic	67 90
												206	H	La Salle	48 71
												230	H	N. C. A&T	48 66
												292	A	Morgan St.	62 54
												324	H	South Carolina St.	58 44
												334	A	Florida A&M	54 59
												335	H	N. C. Central	67 74
												348	H	Longwood	60 56

LAST 12 Division I GAMES:															
292	A	Morgan St.	62 54	335	H	N. C. Central	67 74								
198	H	Bethune-Cookman	60 68	172	N	Stetson	43 58								
334	A	Florida A&M	54 59	199	A	Fla. Atlantic	67 90								
185	A	Hampton	62 66	192	A	Florida	51 85								
230	H	N. C. A&T	48 66	23	A	Michigan	36 105								
324	H	South Carolina St.	58 44	206	H	La Salle	48 71								

Non-Div I Games:

Delaware St.

Average RPI Win: 287
Average RPI Loss: 100

WON-LOST
RECORD

WINNING
PCT. RANK

LAST 10
GAMES

STRENGTH OF
SCHEDULE

OPP. STRENGTH
OF SCHEDULE

TEAM
RPI

ADJ.
RPI

CONF.
RPI

ADJ CONF.
RPI

DIV. I ONLY	11- 10	169	5- 5	264	226	195	195	14	14
DIV. I NON-CONF.	8- 6	143	3- 2	309	260	222	222	16	16
TOTALS	RPI 1-25	RPI 26-50	W-L RECORDS	RPI 51-100	RPI 101-999	RPI 201+			
11- 10	0- 0	0- 2	OVERALL	0- 3	11- 5	11- 0			
3- 4	0- 0	0- 2	HOME	0- 1	3- 1	3- 0			
7- 4	0- 0	0- 0	AWAY	0- 2	7- 2	7- 0			
1- 2	0- 0	0- 0	NEUTRAL	0- 0	1- 2	1- 0			
8- 6	0- 0	0- 1	NON-CONFERENCE	0- 2	8- 3	8- 0			
2- 3	0- 0	0- 1	HOME	0- 1	2- 1	2- 0			
5- 1	0- 0	0- 0	AWAY	0- 1	5- 0	5- 0			
1- 2	0- 0	0- 0	NEUTRAL	0- 0	1- 2	1- 0			
3- 4	0- 0	0- 1	CONFERENCE	0- 1	3- 2	3- 0			
1- 1	0- 0	0- 1	HOME	0- 0	1- 0	1- 0			
2- 3	0- 0	0- 0	AWAY	0- 1	2- 2	2- 0			
0- 0	0- 0	0- 0	NEUTRAL	0- 0	0- 0	0- 0			

RPI 1-25				RPI 26-50				RPI 51-100				RPI 101+				Team's RPI: 195	
RPI	S	Opponent	Score	RPI	S	Opponent	Score	RPI	S	Opponent	Score	RPI	S	Opponent	Score		
30	H	South Dakota St.	58 69					51	H	Wyoming	51 61	110	A	Western Ill.	93 118		
39	H	Northern Colo.	63 71					64	A	American	53 66	114	N	Miami (OH)	52 69		
								94	A	South Dakota	51 79	148	N	Liberty	69 82		
												169	H	Colorado St.	56 61		
												177	A	Oral Roberts	60 90		
												214	N	Eastern Mich.	60 54		
												239	A	Omaha	85 74		
												247	A	UMKC	77 68		
												275	H	North Dakota St.	98 79		
												300	A	Cal St. Fullerton	83 58		
												301	H	Utah Valley	72 53		
												306	A	Utah St.	74 72		
												308	A	Fort Wayne	73 55		
												315	A	Air Force	75 54		
												325	H	Northern Ariz.	80 73		
												327	A	UMBC	70 48		
LAST 12 Division I GAMES:																	
110	A	Western Ill.	93 118	301	H	Utah Valley	72 53										
177	A	Oral Roberts	60 90	94	A	South Dakota	51 79										
239	A	Omaha	85 74	247	A	UMKC	77 68										
275	H	North Dakota St.	98 79	148	N	Liberty	69 82										
30	H	South Dakota St.	58 69	306	A	Utah St.	74 72										
308	A	Fort Wayne	73 55	64	A	American	53 66										

Non-Div I Games: Chadron St. 99 55

Denver

Loss, Non-Conf, S Site, H Home A Away N Neutral

Average RPI Win:	329	WON-LOST	WINNING	LAST 10	STRENGTH OF	OPP. STRENGTH	TEAM	ADJ.	CONF.	ADJ CONF.
Average RPI Loss:	122	RECORD	PCT. RANK	GAMES	SCHEDULE	OF SCHEDULE	RPI	RPI	RPI	RPI
DIV. I ONLY	1- 18	344	1- 9	88	119	285	285	11	11	
DIV. I NON-CONF.	0- 11	337	0- 4	111	53	301	301	12	12	

TOTALS	RPI 1-25	RPI 26-50	W-L RECORDS	RPI 51-100	RPI 101-999	RPI 201+				
1- 18	0- 2	0- 1	OVERALL	0- 4	1- 11	1- 4				
0- 9	0- 2	0- 1	HOME	0- 2	0- 4	0- 2				
1- 7	0- 0	0- 0	AWAY	0- 2	1- 5	1- 1				
0- 2	0- 0	0- 0	NEUTRAL	0- 0	0- 2	0- 1				
0- 11	0- 1	0- 1	NON-CONFERENCE	0- 2	0- 7	0- 2				
0- 5	0- 1	0- 1	HOME	0- 1	0- 2	0- 1				
0- 4	0- 0	0- 0	AWAY	0- 1	0- 3	0- 0				
0- 2	0- 0	0- 0	NEUTRAL	0- 0	0- 2	0- 1				
1- 7	0- 1	0- 0	CONFERENCE	0- 2	1- 4	1- 2				
0- 4	0- 1	0- 0	HOME	0- 1	0- 2	0- 1				
1- 3	0- 0	0- 0	AWAY	0- 1	1- 2	1- 1				
0- 0	0- 0	0- 0	NEUTRAL	0- 0	0- 0	0- 0				

RPI 1-25				RPI 26-50				RPI 51-100				RPI 101+ Team's RPI: 285			
RPI	S	Opponent	Score	RPI	S	Opponent	Score	RPI	S	Opponent	Score	RPI	S	Opponent	Score
12	H	Green Bay	27 85	42	H	Michigan St.	60 97	67	H	Toledo	64 81	101	H	Wright St.	60 88
23	H	Michigan	50 86					84	A	IUPUI	62 90	106	A	Kent St.	74 82
								91	A	Western Mich.	62 74	109	N	Clemson	44 72
								92	H	Milwaukee	61 70	114	A	Miami (OH)	64 91
												125	H	Bowling Green	81 85
												137	A	Cleveland St.	50 75
												165	A	Illinois	65 73
												214	H	Eastern Mich.	76 78
												219	N	North Texas	57 63
												236	A	Youngstown St.	59 76
												258	H	Northern Ky.	67 78
												329	A	Ill.-Chicago	61 58

LAST 12 Division I GAMES:															
				92	H	Milwaukee	61 70	137	A	Cleveland St.	50 75				
				12	H	Green Bay	27 85	236	A	Youngstown St.	59 76				
				329	A	Ill.-Chicago	61 58	67	H	Toledo	64 81				
				84	A	IUPUI	62 90	214	H	Eastern Mich.	76 78				
				101	H	Wright St.	60 88	165	A	Illinois	65 73				
				258	H	Northern Ky.	67 78	91	A	Western Mich.	62 74				

Non-Div I Games:

Detroit Mercy

Average RPI	Win:	216	WON-LOST	WINNING	LAST 10	STRENGTH OF	OPP. STRENGTH	TEAM	ADJ.	CONF.	ADJ CONF.
Average RPI	Loss:	45	RECORD	PCT. RANK	GAMES	SCHEDULE	OF SCHEDULE	RPI	RPI	RPI	RPI
DIV. I ONLY		11- 7		109	7- 3	122	117	115	115	24	24
DIV. I NON-CONF.		4- 7		226	0- 4	17	40	136	136	22	22

TOTALS	RPI 1-25		RPI 26-50		W-L RECORDS	RPI 51-100		RPI 101-999		RPI 201+	
11- 7	0- 1		0- 3		OVERALL	1- 3		10- 0		5- 0	
8- 3	0- 0		0- 2		HOME	1- 1		7- 0		4- 0	
2- 3	0- 1		0- 1		AWAY	0- 1		2- 0		0- 0	
1- 1	0- 0		0- 0		NEUTRAL	0- 1		1- 0		1- 0	
4- 7	0- 1		0- 3		NON-CONFERENCE	1- 3		3- 0		1- 0	
3- 3	0- 0		0- 2		HOME	1- 1		2- 0		0- 0	
0- 3	0- 1		0- 1		AWAY	0- 1		0- 0		0- 0	
1- 1	0- 0		0- 0		NEUTRAL	0- 1		1- 0		1- 0	
7- 0	0- 0		0- 0		CONFERENCE	0- 0		7- 0		4- 0	
5- 0	0- 0		0- 0		HOME	0- 0		5- 0		4- 0	
2- 0	0- 0		0- 0		AWAY	0- 0		2- 0		0- 0	
0- 0	0- 0		0- 0		NEUTRAL	0- 0		0- 0		0- 0	

RPI	S	Opponent	Score	RPI	S	Opponent	Score	RPI	S	Opponent	Score	RPI	S	Opponent	Score	Team's RPI: 115
5	A	Oregon	77 110	30	H	South Dakota St.	78 85	51	A	Wyoming	61 75	117	A	Missouri St.	80 68	
				31	A	Iowa	66 79	56	H	Nebraska	84 89	132	H	Iowa St.	83 80	
				48	H	Creighton	100 108	92	H	Milwaukee	77 73	148	H	Liberty	96 68	
								96	N	George Mason	75 87	167	A	Southern Ill.	75 64	
												188	H	UNI	81 64	
												264	H	Valparaiso	86 50	
												282	H	Indiana St.	85 64	
												291	H	Loyola Chicago	72 46	
												346	N	Mississippi Val.	96 60	
												347	H	Evansville	107 66	

LAST 12 Division I GAMES:																
188	H	UNI	81 64	264	H	Valparaiso	86 50									
347	H	Evansville	107 66	31	A	Iowa	66 79									
282	H	Indiana St.	85 64	30	H	South Dakota St.	78 85									
167	A	Southern Ill.	75 64	56	H	Nebraska	84 89									
117	A	Missouri St.	80 68	48	H	Creighton	100 108									
291	H	Loyola Chicago	72 46	132	H	Iowa St.	83 80									

Non-Div I Games: Iowa Wesleyan 102 25

Drake

Average RPI Win:	196	WON-LOST	WINNING	LAST 10	STRENGTH OF	OPP. STRENGTH	TEAM	ADJ.	CONF.	ADJ CONF.
Average RPI Loss:	59	RECORD	PCT. RANK	GAMES	SCHEDULE	OF SCHEDULE	RPI	RPI	RPI	RPI
DIV. I ONLY	14- 5	54	8- 2	93	141	47	47	10	10	
DIV. I NON-CONF.	8- 4	87	4- 1	140	84	71	71	13	13	

TOTALS	RPI 1-25	RPI 26-50	W-L RECORDS	RPI 51-100	RPI 101-999	RPI 201+				
14- 5	0- 1	0- 1	OVERALL	2- 3	12- 0	8- 0				
7- 0	0- 0	0- 0	HOME	1- 0	6- 0	5- 0				
6- 3	0- 1	0- 0	AWAY	0- 2	6- 0	3- 0				
1- 2	0- 0	0- 1	NEUTRAL	1- 1	0- 0	0- 0				
8- 4	0- 1	0- 1	NON-CONFERENCE	1- 2	7- 0	5- 0				
4- 0	0- 0	0- 0	HOME	0- 0	4- 0	3- 0				
3- 2	0- 1	0- 0	AWAY	0- 1	3- 0	2- 0				
1- 2	0- 0	0- 1	NEUTRAL	1- 1	0- 0	0- 0				
6- 1	0- 0	0- 0	CONFERENCE	1- 1	5- 0	3- 0				
3- 0	0- 0	0- 0	HOME	1- 0	2- 0	2- 0				
3- 1	0- 0	0- 0	AWAY	0- 1	3- 0	1- 0				
0- 0	0- 0	0- 0	NEUTRAL	0- 0	0- 0	0- 0				

RPI 1-25				RPI 26-50				Team's RPI: 47				RPI 51-100				RPI 101+											
RPI	S	Opponent	Score	RPI	S	Opponent	Score	RPI	S	Opponent	Score	RPI	S	Opponent	Score	RPI	S	Opponent	Score								
25	A	Syracuse	62 72	35	N	West Virginia	42 75	71	N	Virginia Tech	67 79	146	A	William & Mary	65 58												
								80	A	Penn St.	70 84	160	H	Bucknell I	63 54												
								81	N	Butler	76 62	166	A	Saint Joseph's	65 58												
								86	A	James Madison	48 56	189	A	Northeastern	69 58												
								98	H	Delaware	74 53	206	H	La Salle	79 54												
												207	A	Niagara	66 65												
												215	A	Hofstra	58 47												
												215	H	Hofstra	47 38												
												220	H	Lafayette	52 37												
												261	H	Cornell I	61 39												
												274	H	UNCW	68 42												
												304	A	Delaware St.	73 52												

LAST 12 Division I GAMES:																											
215	A	Hofstra	58 47	98	H	Delaware	74 53	261	H	Cornell I	61 39																
189	A	Northeastern	69 58	166	A	Saint Joseph's	65 58	25	A	Syracuse	62 72																
274	H	UNCW	68 42	207	A	Niagara	66 65	304	A	Delaware St.	73 52																
86	A	James Madison	48 56																								
146	A	William & Mary	65 58																								
215	H	Hofstra	47 38																								

Non-Div I Games:

Drexel

Average RPI Win:	189	WON-LOST	WINNING	LAST 10	STRENGTH OF	OPP. STRENGTH	TEAM	ADJ.	CONF.	ADJ CONF.
Average RPI Loss:	107	RECORD	PCT. RANK	GAMES	SCHEDULE	OF SCHEDULE	RPI	RPI	RPI	RPI

DIV. I ONLY	17- 3	14	9- 1	226	104	59	59	13	13
DIV. I NON-CONF.	10- 3	51	4- 1	228	54	68	68	11	11

TOTALS	RPI 1-25	RPI 26-50	W-L RECORDS	RPI 51-100	RPI 101-999	RPI 201+			
17- 3	0- 1	2- 0	OVERALL	3- 0	12- 2	8- 0			
9- 0	0- 0	1- 0	HOME	2- 0	6- 0	5- 0			
7- 2	0- 0	1- 0	AWAY	1- 0	5- 2	2- 0			
1- 1	0- 1	0- 0	NEUTRAL	0- 0	1- 0	1- 0			
10- 3	0- 1	2- 0	NON-CONFERENCE	1- 0	7- 2	5- 0			
6- 0	0- 0	1- 0	HOME	1- 0	4- 0	3- 0			
3- 2	0- 0	1- 0	AWAY	0- 0	2- 2	1- 0			
1- 1	0- 1	0- 0	NEUTRAL	0- 0	1- 0	1- 0			
7- 0	0- 0	0- 0	CONFERENCE	2- 0	5- 0	3- 0			
3- 0	0- 0	0- 0	HOME	1- 0	2- 0	2- 0			
4- 0	0- 0	0- 0	AWAY	1- 0	3- 0	1- 0			
0- 0	0- 0	0- 0	NEUTRAL	0- 0	0- 0	0- 0			

RPI S	Opponent	Score	RPI S	Opponent	Score	RPI S	Opponent	Score	RPI S	Opponent	Score
1 N	UConn	52 104	36 A	Virginia	74 63	67 H	Toledo	73 54	128 A	ETSU	77 81
			38 H	Central Mich.	64 61	96 H	George Mason	71 64	149 H	Saint Francis (PA)	87 68
						100 A	George Washington	54 53	151 A	Davidson	79 54
									155 A	Pittsburgh	66 53
									166 A	Saint Joseph's	61 42
									193 A	Charlotte	72 75
									206 H	La Salle	78 50
									224 H	Akron	66 60
									230 N	N. C. A&T	73 60
									296 H	Massachusetts	60 57
									302 A	VCU	70 51
									314 H	Central Conn. St.	83 58
									337 H	Iona	80 59
									343 A	Winthrop	81 54

LAST 12 Division I GAMES:											
166 A	Saint Joseph's	61 42	296 H	Massachusetts	60 57	1 N	UConn	52 104			
96 H	George Mason	71 64	38 H	Central Mich.	64 61	224 H	Akron	66 60			
206 H	La Salle	78 50	67 H	Toledo	73 54	67 H	Toledo	73 54			
100 A	George Washington	54 53	314 H	Central Conn. St.	83 58	314 H	Central Conn. St.	83 58			
302 A	VCU	70 51									
151 A	Davidson	79 54									

Non-Div I Games:

Duquesne

Average RPI Win:	230	WON-LOST	WINNING	LAST 10	STRENGTH OF	OPP. STRENGTH	TEAM	ADJ.	CONF.	ADJ CONF.
Average RPI Loss:	67	RECORD	PCT. RANK	GAMES	SCHEDULE	OF SCHEDULE	RPI	RPI	RPI	RPI
DIV. I ONLY	11- 8	125	5- 4	179	79	128	128	17	17	
DIV. I NON-CONF.	6- 8	209	2- 4	151	35	159	159	14	14	

TOTALS	RPI 1-25	RPI 26-50	W-L RECORDS	RPI 51-100	RPI 101-999	RPI 201+				
11- 8	0- 3	0- 2	OVERALL	2- 2	9- 1	7- 1				
6- 2	0- 0	0- 1	HOME	2- 0	4- 1	3- 1				
5- 3	0- 2	0- 1	AWAY	0- 0	5- 0	4- 0				
0- 3	0- 1	0- 0	NEUTRAL	0- 2	0- 0	0- 0				
6- 8	0- 3	0- 2	NON-CONFERENCE	1- 2	5- 1	4- 1				
3- 2	0- 0	0- 1	HOME	1- 0	2- 1	1- 1				
3- 3	0- 2	0- 1	AWAY	0- 0	3- 0	3- 0				
0- 3	0- 1	0- 0	NEUTRAL	0- 2	0- 0	0- 0				
5- 0	0- 0	0- 0	CONFERENCE	1- 0	4- 0	3- 0				
3- 0	0- 0	0- 0	HOME	1- 0	2- 0	2- 0				
2- 0	0- 0	0- 0	AWAY	0- 0	2- 0	1- 0				
0- 0	0- 0	0- 0	NEUTRAL	0- 0	0- 0	0- 0				

RPI	S	Opponent	Score	RPI	S	Opponent	Score	RPI	S	Opponent	Score	RPI	S	Opponent	Score	Team's RPI: 128
2	N	Notre Dame	46 77	42	H	Michigan St.	74 83	59	H	Duquesne	81 77	139	H	Cincinnati	87 77	
9	A	Tennessee	49 87	45	A	Houston	69 88	69	N	Washington St.	76 80	161	A	Furman	69 57	
18	A	NC State	58 70					91	N	Western Mi ch.	79 87	228	H	UNCG	60 52	
								97	H	Chattanooga	65 58	258	H	Northern Ky.	45 57	
												280	A	Appalachian St.	70 57	
												288	A	Wofford	61 58	
												299	A	Murray St.	96 68	
												311	H	Western Caro.	66 50	
												326	H	Tennessee Tech	74 55	
												343	A	Winthrop	74 63	

LAST 12 Division I GAMES:																
288	A	Wofford	61 58	42	H	Michigan St.	74 83	18	A	NC State	58 70	45	A	Houston	69 88	
161	A	Furman	69 57	97	H	Chattanooga	65 58	343	A	Winthrop	74 63	299	A	Murray St.	96 68	
228	H	UNCG	60 52	311	H	Western Caro.	66 50	91	N	Western Mi ch.	79 87					
258	H	Northern Ky.	45 57													

Non-Div I Games: North Greenville 90 67

ETSU

Loss,
Non-Conf,
S Site,
H Home
A Away
N Neutral

Average RPI Win:	241	WON-LOST	WINNING	LAST 10	STRENGTH OF	OPP. STRENGTH	TEAM	ADJ.	CONF.	ADJ CONF.
Average RPI Loss:	154	RECORD	PCT. RANK	GAMES	SCHEDULE	OF SCHEDULE	RPI	RPI	RPI	RPI
DIV. I ONLY	10- 10	170	4- 6	279	162	244	244	8	8	
DIV. I NON-CONF.	8- 5	111	4- 1	334	321	265	265	7	7	

TOTALS	RPI 1-25	RPI 26-50	W-L RECORDS	RPI 51-100	RPI 101-999	RPI 201+				
10- 10	0- 1	1- 0	OVERALL	0- 0	9- 9	6- 3				
8- 4	0- 1	1- 0	HOME	0- 0	7- 3	4- 1				
1- 4	0- 0	0- 0	AWAY	0- 0	1- 1	1- 0				
1- 2	0- 0	0- 0	NEUTRAL	0- 0	1- 2	1- 0				
8- 5	0- 0	0- 0	NON-CONFERENCE	0- 0	8- 5	6- 2				
6- 2	0- 0	0- 0	HOME	0- 0	6- 2	4- 1				
1- 1	0- 0	0- 0	AWAY	0- 0	1- 1	1- 1				
1- 2	0- 0	0- 0	NEUTRAL	0- 0	1- 2	1- 0				
2- 5	0- 1	1- 0	CONFERENCE	0- 0	1- 4	0- 1				
2- 2	0- 1	1- 0	HOME	0- 0	1- 1	0- 0				
0- 3	0- 0	0- 0	AWAY	0- 0	0- 3	0- 1				
0- 0	0- 0	0- 0	NEUTRAL	0- 0	0- 0	0- 0				

RPI 1-25				RPI 26-50				RPI 51-100				RPI 101+ Team's RPI: 244			
RPI	S	Opponent	Score	RPI	S	Opponent	Score	RPI	S	Opponent	Score	RPI	S	Opponent	Score
1	H	UConn	35 96	45	H	Houston	80 78					107	A	Tulane	58 64
												130	N	UTEP	79 93
												136	N	Jacksonville St.	73 82
												139	H	Cincinnati	54 66
												146	H	William & Mary	65 71
												156	H	Tulsa	73 67
												162	A	Memphis	36 72
												193	H	Charlotte	58 55
												196	H	Norfolk St.	51 46
												216	A	SMU	51 65
												225	H	Richmond	64 65
												250	A	Kennesaw St.	66 56
												267	N	Rider	66 63
												274	A	UNCW	62 66
												307	H	USC Upstate	66 53
												312	H	UMES	64 54
												335	H	N.C. Central	73 61
												344	H	Savannah St.	103 37

LAST 12 Division I GAMES:															
107	A	Tulane	58 64	139	H	Cincinnati	54 66								
45	H	Houston	80 78	312	H	UMES	64 54								
216	A	SMU	51 65	344	H	Savannah St.	103 37								
156	H	Tulsa	73 67	130	N	UTEP	79 93								
162	A	Memphis	36 72	335	H	N.C. Central	73 61								
1	H	UConn	35 96	250	A	Kennesaw St.	66 56								

Non-Div I Games:

East Carolina

Loss,
Non-Conf,
S Site,
H Home
A Away
N Neutral

Average RPI Win: 346		WON-LOST RECORD	WINNING PCT. RANK	LAST 10 GAMES	STRENGTH OF SCHEDULE	OPP. STRENGTH OF SCHEDULE	TEAM RPI	ADJ. RPI	CONF. RPI	ADJ CONF. RPI
Average RPI Loss: 201										
DIV. I ONLY		2- 17	334	1- 9	285	338	342	342	26	26
DIV. I NON-CONF.		1- 10	327	0- 4	267	319	342	342	27	27
TOTALS		RPI 1-25	RPI 26-50	W-L RECORDS	RPI 51-100	RPI 101-999	RPI 201+			
2- 17	0- 0		0- 0	OVERALL	0- 2	2- 15	2- 10			
2- 7	0- 0		0- 0	HOME	0- 1	2- 6	2- 5			
0- 9	0- 0		0- 0	AWAY	0- 0	0- 9	0- 5			
0- 1	0- 0		0- 0	NEUTRAL	0- 1	0- 0	0- 0			
1- 10	0- 0		0- 0	NON-CONFERENCE	0- 1	1- 9	1- 4			
1- 4	0- 0		0- 0	HOME	0- 0	1- 4	1- 3			
0- 5	0- 0		0- 0	AWAY	0- 0	0- 5	0- 1			
0- 1	0- 0		0- 0	NEUTRAL	0- 1	0- 0	0- 0			
1- 7	0- 0		0- 0	CONFERENCE	0- 1	1- 6	1- 6			
1- 3	0- 0		0- 0	HOME	0- 1	1- 2	1- 2			
0- 4	0- 0		0- 0	AWAY	0- 0	0- 4	0- 4			
0- 0	0- 0		0- 0	NEUTRAL	0- 0	0- 0	0- 0			

RPI 1-25				RPI 26-50				RPI 51-100				RPI 101+ Team's RPI : 342					
RPI	S	Opponent	Score	RPI	S	Opponent	Score	RPI	S	Opponent	Score	RPI	S	Opponent	Score		
								77	H	Belmont	58	86	101	A	Wright St.	46	81
								98	N	Delaware	37	66	137	A	Cleveland St.	69	77
													147	H	Northern Ill.	64	93
													166	A	Saint Joseph's	62	80
													186	A	Northwestern	40	74
													205	H	Southeast Mo. St.	54	77
													217	H	Bradley	52	67
													219	H	North Texas	61	63
													234	A	Morehead St.	81	89
													235	A	Austin Peay	59	69
													246	H	UT Martin	44	72
													264	H	Valparaiso	67	76
													286	A	Eastern Ky.	51	67
													299	A	Murray St.	61	72
													308	A	Fort Wayne	77	93
													345	H	Tennessee St.	66	59
													347	H	Evansville	79	52
LAST 12 Division I GAMES:																	
				205	H	Southeast Mo. St.	54	77					235	A	Austin Peay	59	69
				246	H	UT Martin	44	72					299	A	Murray St.	61	72
				77	H	Belmont	58	86					186	A	Northwestern	40	74
				345	H	Tennessee St.	66	59					219	H	North Texas	61	63
				286	A	Eastern Ky.	51	67					264	H	Valparaiso	67	76
				234	A	Morehead St.	81	89					308	A	Fort Wayne	77	93

Non-Div I Games:

Eastern III.

Average RPI Win: 278		WON-LOST	WINNING	LAST 10	STRENGTH OF		OPP. STRENGTH	TEAM	ADJ.	CONF.	ADJ CONF.
Loss: 151		RECORD	PCT. RANK	GAMES	SCHEDULE		OF SCHEDULE	RPI	RPI	RPI	RPI
DIV. I ONLY		6- 10	246	4- 5	332		125	286	286	26	26
DIV. I NON-CONF.		2- 6	280	0- 3	282		57	281	281	27	27
TOTALS		RPI 1-25	RPI 26-50	W-L RECORDS		RPI 51-100	RPI 101-999	RPI 201+			
6- 10	0- 0		0- 0	OVERALL		0- 2	6- 8	5- 3			
4- 3	0- 0		0- 0	HOME		0- 1	4- 2	3- 0			
2- 7	0- 0		0- 0	AWAY		0- 1	2- 6	2- 3			
0- 0	0- 0		0- 0	NEUTRAL		0- 0	0- 0	0- 0			
2- 6	0- 0		0- 0	NON-CONFERENCE		0- 2	2- 4	2- 1			
1- 2	0- 0		0- 0	HOME		0- 1	1- 1	1- 0			
1- 4	0- 0		0- 0	AWAY		0- 1	1- 3	1- 1			
0- 0	0- 0		0- 0	NEUTRAL		0- 0	0- 0	0- 0			
4- 4	0- 0		0- 0	CONFERENCE		0- 0	4- 4	3- 2			
3- 1	0- 0		0- 0	HOME		0- 0	3- 1	2- 0			
1- 3	0- 0		0- 0	AWAY		0- 0	1- 3	1- 2			
0- 0	0- 0		0- 0	NEUTRAL		0- 0	0- 0	0- 0			

[illegible]

Non-Div I Games:	Ohio Christian	69	45
------------------	----------------	----	----

Eastern Ky.

■ Loss, ■ Non-Conf, S Site, H Home A Away N Neutral

Average RPI Win: 189

Average RPI Loss: 169

WON-LOST
RECORDWINNING
PCT. RANKLAST 10
GAMESSTRENGTH OF
SCHEDULEOPP. STRENGTH
OF SCHEDULETEAM
RPIADJ.
RPICONF.
RPIADJ CONF.
RPIDIV. I ONLY
DIV. I NON-CONF.8- 10
3- 7208
2547- 3
2- 2252
330184
330214
309214
3097
87
8

TOTALS

RPI 1-25

RPI 26-50

W-L RECORDS

RPI 51-100

RPI 101-999

RPI 201+

8- 10

0- 0

0- 1

OVERALL

2- 0

6- 9

3- 3

4- 2

0- 0

0- 0

HOME

2- 0

2- 2

2- 0

4- 7

0- 0

0- 1

AWAY

0- 0

4- 6

1- 3

0- 1

0- 0

0- 0

NEUTRAL

0- 0

0- 1

0- 0

3- 7

0- 0

0- 1

NON-CONFERENCE

0- 0

3- 6

3- 3

2- 0

0- 0

0- 0

HOME

0- 0

2- 0

2- 0

1- 6

0- 0

0- 1

AWAY

0- 0

1- 5

1- 3

0- 1

0- 0

0- 0

NEUTRAL

0- 0

0- 1

0- 0

5- 3

0- 0

0- 0

CONFERENCE

2- 0

3- 3

0- 0

2- 2

0- 0

0- 0

HOME

2- 0

0- 2

0- 0

3- 1

0- 0

0- 0

AWAY

0- 0

3- 1

0- 0

0- 0

0- 0

0- 0

NEUTRAL

0- 0

0- 0

0- 0

RPI 1-25

RPI 26-50

RPI 51-100

RPI 101+

Team's RPI: 214

RPI S Opponent Score

RPI S Opponent Score

RPI S Opponent Score

RPI S Opponent Score

43 A Minnesota 56 80

67 H Toledo 70 57

91 H Western Mi ch. 69 67

106 A Kent St. 69 76

106 H Kent St. 60 67

114 A Mi ami (OH) 74 59

114 H Mi ami (OH) 69 73

125 A Bowl ing Green 54 52

137 A Cleve land St. 65 77

147 A Northern Ill. 83 76

168 A Loyol a Marymount 64 73

195 N Denver 54 60

237 A St. Bonaventure 51 70

255 A Illi noi s St. 56 65

285 A Detroi t Mercy 78 76

329 A Ill. -Chi cago 70 73

334 H Flori da A&M 83 61

348 H Longwood 73 44

LAST 12 Division I GAMES:

114 H Mi ami (OH) 69 73

147 A Northern Ill. 83 76

91 H Western Mi ch. 69 67

114 A Mi ami (OH) 74 59

106 A Kent St. 69 76

67 H Toledo 70 57

125 A Bowl ing Green 54 52

106 H Kent St. 60 67

348 H Longwood 73 44

285 A Detroi t Mercy 78 76

255 A Illi noi s St. 56 65

329 A Ill. -Chi cago 70 73

Eastern Mich.

Average RPI	Win:	254	WON-LOST	WINNING	LAST 10	STRENGTH OF	OPP. STRENGTH	TEAM	ADJ.	CONF.	ADJ CONF.
Average RPI	Loss:	90	RECORD	PCT. RANK	GAMES	SCHEDULE	OF SCHEDULE	RPI	RPI	RPI	RPI
DIV. I ONLY		9- 9		170	6- 4	228	110	202	202	19	19
DIV. I NON-CONF.		4- 7		226	2- 2	121	108	194	194	15	15

TOTALS	RPI 1-25		RPI 26-50		W-L RECORDS	RPI 51-100		RPI 101-999		RPI 201+	
9- 9	0- 1		0- 2		OVERALL	0- 2		9- 4		7- 0	
6- 3	0- 0		0- 1		HOME	0- 0		6- 2		4- 0	
2- 5	0- 1		0- 1		AWAY	0- 1		2- 2		2- 0	
1- 1	0- 0		0- 0		NEUTRAL	0- 1		1- 0		1- 0	
4- 7	0- 1		0- 1		NON-CONFERENCE	0- 2		4- 3		3- 0	
2- 2	0- 0		0- 0		HOME	0- 0		2- 2		1- 0	
1- 4	0- 1		0- 1		AWAY	0- 1		1- 1		1- 0	
1- 1	0- 0		0- 0		NEUTRAL	0- 1		1- 0		1- 0	
5- 2	0- 0		0- 1		CONFERENCE	0- 0		5- 1		4- 0	
4- 1	0- 0		0- 1		HOME	0- 0		4- 0		3- 0	
1- 1	0- 0		0- 0		AWAY	0- 0		1- 1		1- 0	
0- 0	0- 0		0- 0		NEUTRAL	0- 0		0- 0		0- 0	

RPI 1-25				RPI 26-50				RPI 51-100				RPI 101+				Team's RPI: 202
RPI	S	Opponent	Score	RPI	S	Opponent	Score	RPI	S	Opponent	Score	RPI	S	Opponent	Score	
5	A	Oregon	40 81	39	H	Northern Colo.	65 70	58	A	Gonzaga	45 69	120	H	BYU	69 73	
				46	A	Purdue	40 65	65	N	Saint Mary's (CA)	56 76	141	H	North Dakota	74 70	
												144	A	Portland St.	60 75	
												154	A	Fresno St.	56 81	
												171	H	Cal Poly	75 72	
												180	H	Boise St.	57 61	
												211	H	Idaho	71 64	
												246	N	UT Martin	61 58	
												271	A	Sacramento St.	83 72	
												301	H	Utah Valley	61 41	
												303	H	Southern Utah	58 41	
												315	A	Air Force	65 63	
												325	H	Northern Ari z.	82 62	

LAST 12 Division I GAMES:																
303	H	Southern Utah	58 41	39	H	Northern Colo.	65 70	246	N	UT Martin	61 58					
325	H	Northern Ari z.	82 62					65	N	Saint Mary's (CA)	56 76					
211	H	Idaho	71 64					46	A	Purdue	40 65					
271	A	Sacramento St.	83 72					171	H	Cal Poly	75 72					
144	A	Portland St.	60 75					180	H	Boise St.	57 61					
141	H	North Dakota	74 70													

Non-Div I Games: Multnomah 88 42

Eastern Wash.

E
l
o
n

El on				Through Games Of Jan. 24, 2018							
Average RPI	Win:	200	WON-LOST	WINNING	LAST 10	STRENGTH OF	OPP. STRENGTH	TEAM	ADJ.	CONF.	ADJ CONF.
Average RPI	Loss:	80	RECORD	PCT. RANK	GAMES	SCHEDULE	OF SCHEDULE	RPI	RPI	RPI	RPI
DIV. I ONLY			11- 6	93	6- 4	118	144	82	82	10	10
DIV. I NON-CONF.			7- 3	74	2- 2	165	80	63	63	13	13

TOTALS		RPI 1-25	RPI 26-50		W-L RECORDS		RPI 51-100		RPI 101-999		RPI 201+
11- 6		0- 1	1- 1		OVERALL		2- 2		8- 2		5- 0
7- 0		0- 0	0- 0		HOME		1- 0		6- 0		4- 0
3- 5		0- 0	1- 0		AWAY		0- 0		2- 0		1- 0
1- 1		0- 0	0- 1		NEUTRAL		1- 0		0- 0		0- 0
7- 3		0- 1	1- 1		NON-CONFERENCE		1- 0		5- 1		3- 0
3- 0		0- 0	0- 0		HOME		0- 0		3- 0		2- 0
3- 2		0- 1	1- 0		AWAY		0- 0		2- 1		1- 0
1- 1		0- 0	0- 1		NEUTRAL		1- 0		0- 0		0- 0
4- 3		0- 0	0- 0		CONFERENCE		1- 2		3- 1		2- 0
4- 0		0- 0	0- 0		HOME		1- 0		3- 0		2- 0
0- 3		0- 0	0- 0		AWAY		0- 2		0- 1		0- 0
0- 0		0- 0	0- 0		NEUTRAL		0- 0		0- 0		0- 0

E
l
o
n

RPI 1-25				RPI 26-50				RPI 51-100				Team's RPI : 82				RPI 101+			
RPI	S	Opponent	Score	RPI	S	Opponent	Score	RPI	S	Opponent	Score	RPI	S	Opponent	Score	RPI	S	Opponent	Score
18	A	NC State	57 70	31	N	Iowa	61 74	73	N	Al abama	60 55	102	A	Wake Forest	51 53				
				50	A	UCF	71 57	86	A	James Madi son	67 70	146	A	William & Mary	75 81				
								98	A	Del aware	66 80	151	A	Davi dson	75 58				
								98	H	Del aware	64 51	185	H	Hampton	82 59				
												189	H	Northeastern	78 71				
												230	A	N. C. A&T	90 59				
												270	H	Towson	84 61				
												274	H	UNCW	75 67				
												335	H	N. C. Central	78 50				
												343	H	Winthrop	98 37				
LAST 12 Division I GAMES:																			
				98	H	Del aware	64 51	274	H	UNCW	75 67								
				270	H	Towson	84 61	335	H	N. C. Central	78 50								
				146	A	William & Mary	75 81	18	A	NC State	57 70								
				86	A	James Madi son	67 70	151	A	Davi dson	75 58								
				189	H	Northeastern	78 71	102	A	Wake Forest	51 53								
				98	A	Del aware	66 80	31	N	Iowa	61 74								

Non-Div I Games: Coker 106 54

E
l
o
n

Average RPI Win:	299	WON-LOST	WINNING	LAST 10	STRENGTH OF	OPP. STRENGTH	TEAM	ADJ.	CONF.	ADJ CONF.
Average RPI Loss:	209	RECORD	PCT. RANK	GAMES	SCHEDULE	OF SCHEDULE	RPI	RPI	RPI	RPI
DIV. I ONLY	1- 15	340	0- 9	292	320	347	347	24	24	
DIV. I NON-CONF.	1- 8	313	0- 4	315	346	347	347	22	22	

TOTALS	RPI 1-25	RPI 26-50	W-L RECORDS	RPI 51-100	RPI 101-999	RPI 201+				
1- 15	0- 0	0- 0	OVERALL	0- 1	1- 14	1- 9				
1- 5	0- 0	0- 0	HOME	0- 0	1- 5	1- 3				
0- 10	0- 0	0- 0	AWAY	0- 0	0- 2	0- 1				
0- 0	0- 0	0- 0	NEUTRAL	0- 0	0- 0	0- 0				
1- 8	0- 0	0- 0	NON-CONFERENCE	0- 1	1- 7	1- 6				
1- 1	0- 0	0- 0	HOME	0- 0	1- 1	1- 1				
0- 7	0- 0	0- 0	AWAY	0- 1	0- 6	0- 5				
0- 0	0- 0	0- 0	NEUTRAL	0- 0	0- 0	0- 0				
0- 7	0- 0	0- 0	CONFERENCE	0- 0	0- 7	0- 3				
0- 4	0- 0	0- 0	HOME	0- 0	0- 4	0- 2				
0- 3	0- 0	0- 0	AWAY	0- 0	0- 3	0- 1				
0- 0	0- 0	0- 0	NEUTRAL	0- 0	0- 0	0- 0				

RPI 1-25				RPI 26-50				RPI 51-100				RPI 101+ Team's RPI: 347					
RPI	S	Opponent	Score	RPI	S	Opponent	Score	RPI	S	Opponent	Score	RPI	S	Opponent	Score		
								57	A	Western Ky.	54	92	113	A	Kentucky	62	100
												115	A	Drake	66	107	
												117	H	Missouri St.	65	95	
												167	H	Southern Ill.	62	74	
												188	A	UNI	41	65	
												205	A	Southeast Mo. St.	65	74	
												217	H	Bradley	59	117	
												234	H	Morehead St.	75	82	
												235	A	Austin Peay	73	82	
												255	H	Illinois St.	43	67	
												282	A	Indiana St.	48	56	
												283	A	Alabama A&M	56	70	
												299	H	Murray St.	89	81	
												329	A	Ill. -Chicago	77	96	
												342	A	Eastern Ill.	52	79	
LAST 12 Division I GAMES:																	
217	H	Bradley	59	117	167	H	Southern Ill.	62	74	205	A	Southeast Mo. St.	65	74			
255	H	Illinois St.	43	67	329	A	Ill. -Chicago	77	96	234	H	Morehead St.	75	82			
115	A	Drake	66	107	235	A	Kentucky	62	100	113	A	Austin Peay	73	82			
188	A	UNI	41	65													
282	A	Indiana St.	48	56													
117	H	Missouri St.	65	95													

Non-Div I Games: Oakland City 96 59 Westminster (MO) 79 53

Average RPI Win:	183	WON-LOST	WINNING	LAST 10	STRENGTH OF	OPP. STRENGTH	TEAM	ADJ.	CONF.	ADJ CONF.
Average RPI Loss:	60	RECORD	PCT. RANK	GAMES	SCHEDULE	OF SCHEDULE	RPI	RPI	RPI	RPI
DIV. I ONLY	16- 3	17	8- 1	138	102	41	41	22	22	
DIV. I NON-CONF.	11- 3	46	4- 1	46	46	19	19	20	20	

TOTALS	RPI 1-25	RPI 26-50	W-L RECORDS	RPI 51-100	RPI 101-999	RPI 201+				
16- 3	0- 1	2- 0	OVERALL	1- 2	13- 0	7- 0				
8- 0	0- 0	1- 0	HOME	1- 0	6- 0	2- 0				
6- 1	0- 0	0- 0	AWAY	0- 0	6- 0	5- 0				
2- 2	0- 1	1- 0	NEUTRAL	0- 1	1- 0	0- 0				
11- 3	0- 1	2- 0	NON-CONFERENCE	1- 2	8- 0	3- 0				
5- 0	0- 0	1- 0	HOME	1- 0	3- 0	0- 0				
4- 1	0- 0	0- 0	AWAY	0- 1	4- 0	3- 0				
2- 2	0- 1	1- 0	NEUTRAL	0- 1	1- 0	0- 0				
5- 0	0- 0	0- 0	CONFERENCE	0- 0	5- 0	4- 0				
3- 0	0- 0	0- 0	HOME	0- 0	3- 0	2- 0				
2- 0	0- 0	0- 0	AWAY	0- 0	2- 0	2- 0				
0- 0	0- 0	0- 0	NEUTRAL	0- 0	0- 0	0- 0				

RPI 1-25				RPI 26-50				Team's RPI: 41				RPI 51-100				RPI 101+			
RPI	S	Opponent	Score	RPI	S	Opponent	Score	RPI	S	Opponent	Score	RPI	S	Opponent	Score	RPI	S	Opponent	Score
6	N	Ohio St.	62 104	29	N	DePaul	89 84	77	N	Belmont	65 75	106	N	Kent St.	80 62				
				30	H	South Dakota St.	87 78	88	H	Harvard	65 56	113	H	Kentucky	70 64				
								97	A	Chattanooga	61 68	152	H	SIUE	66 49				
												165	H	Illinois	85 61				
												172	H	Stetson	80 40				
												201	A	Siena	63 50				
												218	A	Abilene Christian	94 55				
												224	A	Akron	82 63				
												250	A	Kennesaw St.	78 57				
												254	A	Lipscomb	68 54				
												278	A	FIU	88 52				
												307	H	USC Upstate	93 60				
												340	H	NJIT	90 66				
LAST 12 Division I GAMES:																			
254	A	Lipscomb	68 54	152	H	SIUE	66 49												
250	A	Kennesaw St.	78 57	88	H	Harvard	65 56												
307	H	USC Upstate	93 60	97	A	Chattanooga	61 68												
340	H	NJIT	90 66	113	H	Kentucky	70 64												
172	H	Stetson	80 40	218	A	Abilene Christian	94 55												
30	H	South Dakota St.	87 78	77	N	Belmont	65 75												

Non-Div I Games: Southeastern (FL) 76 66 Ave Maria 99 35 Fla. Memorial 82 43

FGCU

Loss, Non-Conf, S Site, H Home A Away N Neutral

F
I
UF
I
U

FIU

Average RPI Win:	275	WON-LOST	WINNING	LAST 10	STRENGTH OF	OPP. STRENGTH	TEAM	ADJ.	CONF.	ADJ CONF.
Average RPI Loss:	172	RECORD	PCT. RANK	GAMES	SCHEDULE	OF SCHEDULE	RPI	RPI	RPI	RPI
DIV. I ONLY	7- 12	249	4- 6	290	279	277	277	27	27	
DIV. I NON-CONF.	3- 8	268	1- 3	274	263	292	292	26	26	

TOTALS	RPI 1-25	RPI 26-50	W-L RECORDS	RPI 51-100	RPI 101-999	RPI 201+				
7- 12	0- 0	0- 1	OVERALL	0- 2	7- 9	6- 3				
5- 3	0- 0	0- 1	HOME	0- 0	5- 2	5- 2				
2- 8	0- 0	0- 0	AWAY	0- 2	2- 6	1- 1				
0- 1	0- 0	0- 0	NEUTRAL	0- 0	0- 1	0- 0				
3- 8	0- 0	0- 1	NON-CONFERENCE	0- 1	3- 6	2- 2				
2- 2	0- 0	0- 1	HOME	0- 0	2- 1	2- 1				
1- 5	0- 0	0- 0	AWAY	0- 1	1- 4	0- 1				
0- 1	0- 0	0- 0	NEUTRAL	0- 0	0- 1	0- 0				
4- 4	0- 0	0- 0	CONFERENCE	0- 1	4- 3	4- 1				
3- 1	0- 0	0- 0	HOME	0- 0	3- 1	3- 1				
1- 3	0- 0	0- 0	AWAY	0- 1	1- 2	1- 0				
0- 0	0- 0	0- 0	NEUTRAL	0- 0	0- 0	0- 0				

RPI	S	Opponent	Score	RPI	S	Opponent	Score	RPI	S	Opponent	Score	RPI	S	Opponent	Score
27	H	Villanova	44 73	55	A	Quinnipiac	45 77	146	A	William & Mary	47 57	163	N	New Hampshire	61 71
				99	A	Seton Hall	61 80	178	A	Lehigh	53 56	184	A	Boston College	66 58
								189	A	Northeastern	43 63	197	A	Marist	63 71
								201	A	Siena	40 51	207	H	Niagara	59 53
								225	H	Richmond	67 72	262	H	Mt. St. Mary's	76 65
								267	H	Rider	45 61	287	H	Monmouth	61 55
								298	A	Canisius	56 52	320	A	Rhode Island	47 62
								338	H	Saint Peter's	62 41	349	H	UMass Lowell	78 67

Team's RPI: 277															
LAST 12 Division I GAMES:															
201	A	Siena	40 51	207	H	Niagara	59 53								
55	A	Quinnipiac	45 77	298	A	Canisius	56 52								
338	H	Saint Peter's	62 41	99	A	Seton Hall	61 80								
197	A	Marist	63 71	320	A	Rhode Island	47 62								
267	H	Rider	45 61	27	H	Villanova	44 73								
287	H	Monmouth	61 55	184	A	Boston College	66 58								

Non-Div I Games:

Fairfield

Average RPI Win:	301	WON-LOST	WINNING	LAST 10	STRENGTH OF	OPP. STRENGTH	TEAM	ADJ.	CONF.	ADJ CONF.
Average RPI Loss:	189	RECORD	PCT. RANK	GAMES	SCHEDULE	OF SCHEDULE	RPI	RPI	RPI	RPI
DIV. I ONLY	10- 7	122	5- 5	348	302	289	289	28	28	
DIV. I NON-CONF.	7- 3	74	3- 2	345	317	252	252	28	28	

TOTALS	RPI 1-25	RPI 26-50	W-L RECORDS	RPI 51-100	RPI 101-999	RPI 201+				
10- 7	0- 1	0- 0	OVERALL	0- 0	10- 6	9- 4				
7- 4	0- 0	0- 0	HOME	0- 0	7- 4	6- 2				
3- 3	0- 1	0- 0	AWAY	0- 0	3- 2	3- 2				
0- 0	0- 0	0- 0	NEUTRAL	0- 0	0- 0	0- 0				
7- 3	0- 1	0- 0	NON-CONFERENCE	0- 0	7- 2	6- 2				
5- 1	0- 0	0- 0	HOME	0- 0	5- 1	4- 1				
2- 2	0- 1	0- 0	AWAY	0- 0	2- 1	2- 1				
0- 0	0- 0	0- 0	NEUTRAL	0- 0	0- 0	0- 0				
3- 4	0- 0	0- 0	CONFERENCE	0- 0	3- 4	3- 2				
2- 3	0- 0	0- 0	HOME	0- 0	2- 3	2- 1				
1- 1	0- 0	0- 0	AWAY	0- 0	1- 1	1- 1				
0- 0	0- 0	0- 0	NEUTRAL	0- 0	0- 0	0- 0				

RPI 1-25				RPI 26-50				RPI 51-100				RPI 101+ Team's RPI: 289			
RPI	S	Opponent	Score	RPI	S	Opponent	Score	RPI	S	Opponent	Score	RPI	S	Opponent	Score
14	A	Rutgers	35 101									145	H	Robert Morris	68 77
												149	H	Saint Francis (PA)	56 80
												187	H	Army West Point	58 56
												231	H	Stony Brook	51 56
												238	A	Howard	65 68
												257	H	Sacred Heart	69 59
												262	A	Mt. St. Mary's	52 55
												273	H	Colgate	61 51
												281	H	Bryant	48 65
												287	H	Monmouth	78 61
												314	H	Central Conn. St.	78 49
												319	A	Wagner	74 64
												338	H	Saint Peter's	69 59
												340	A	NJIT	74 70
												348	A	Longwood	72 52
												349	H	UMass Lowell	60 51

LAST 12 Division I GAMES:															
257	H	Sacred Heart	69 59	145	H	Robert Morris	68 77	338	H	Saint Peter's	69 59	14	A	Rutgers	35 101
314	H	Central Conn. St.	78 49	349	H	UMass Lowell	60 51	287	H	Monmouth	78 61	238	A	Howard	65 68
281	H	Bryant	48 65												
262	A	Mt. St. Mary's	52 55												
319	A	Wagner	74 64												
149	H	Saint Francis (PA)	56 80												

Non-Div I Games: Rutgers-Newark 76 40

Fairleigh Dickinson

Average RPI Win:	256	WON-LOST	WINNING	LAST 10	STRENGTH OF	OPP. STRENGTH	TEAM	ADJ.	CONF.	ADJ CONF.
Average RPI Loss:	133	RECORD	PCT. RANK	GAMES	SCHEDULE	OF SCHEDULE	RPI	RPI	RPI	RPI
DIV. I ONLY	9- 7	134	7- 3	195	304	199	199	18	18	
DIV. I NON-CONF.	6- 5	153	4- 3	300	253	237	237	19	19	

TOTALS	RPI 1-25	RPI 26-50	W-L RECORDS	RPI 51-100	RPI 101-999	RPI 201+				
9- 7	0- 0	0- 0	OVERALL	0- 2	9- 5	7- 1				
7- 3	0- 0	0- 0	HOME	0- 1	7- 2	5- 1				
2- 3	0- 0	0- 0	AWAY	0- 1	2- 2	2- 0				
0- 1	0- 0	0- 0	NEUTRAL	0- 0	0- 1	0- 0				
6- 5	0- 0	0- 0	NON-CONFERENCE	0- 2	6- 3	6- 1				
4- 2	0- 0	0- 0	HOME	0- 1	4- 1	4- 1				
2- 2	0- 0	0- 0	AWAY	0- 1	2- 1	2- 0				
0- 1	0- 0	0- 0	NEUTRAL	0- 0	0- 1	0- 0				
3- 2	0- 0	0- 0	CONFERENCE	0- 0	3- 2	1- 0				
3- 1	0- 0	0- 0	HOME	0- 0	3- 1	1- 0				
0- 1	0- 0	0- 0	AWAY	0- 0	0- 1	0- 0				
0- 0	0- 0	0- 0	NEUTRAL	0- 0	0- 0	0- 0				

RPI 1-25				RPI 26-50				RPI 51-100				RPI 101+ Team' s RPI : 199					
RPI	S	Opponent	Score	RPI	S	Opponent	Score	RPI	S	Opponent	Score	RPI	S	Opponent	Score		
								56	A	Nebraska	69	86	125	N	Bowl ing Green	55	66
								79	H	Mercer	55	66	126	H	Ri ce	53	67
													130	A	UTEP	70	75
													130	H	UTEP	72	66
													135	A	Col orado	69	76
													191	H	Loui si ana Tech	86	72
													239	H	North Flori da	83	75
													247	H	UMKC	65	55
													276	H	St. Franci s Brookl yn	80	60
													279	H	Grand Canyon	73	77
													282	A	Indi ana St.	66	58
													304	H	Del aware St.	90	67
													309	A	Georgi a St.	82	50
													328	H	Marshall I	79	59
LAST 12 Di vi si on I GAMES:																	
191	H	Loui si ana Tech	86	72	304	H	Del aware St.	90	67								
130	A	UTEP	70	75	56	A	Nebraska	69	86								
126	H	Ri ce	53	67	309	A	Georgi a St.	82	50								
130	H	UTEP	72	66	239	H	North Flori da	83	75								
328	H	Marshall I	79	59	279	H	Grand Canyon	73	77								
247	H	UMKC	65	55	125	N	Bowl ing Green	55	66								

Non-Div I Games:

Fla. Atlantic

Average RPI Win:	201	WON-LOST	WINNING	LAST 10	STRENGTH OF	OPP. STRENGTH	TEAM	ADJ.	CONF.	ADJ CONF.
Average RPI Loss:	93	RECORD	PCT. RANK	GAMES	SCHEDULE	OF SCHEDULE	RPI	RPI	RPI	RPI
DIV. I ONLY	10- 10	170	4- 6	156	70	192	192	2	2	
DIV. I NON-CONF.	8- 5	111	3- 2	238	125	196	196	2	2	

TOTALS	RPI 1-25	RPI 26-50	W-L RECORDS	RPI 51-100	RPI 101-999	RPI 201+				
10- 10	0- 2	1- 1	OVERALL	1- 2	8- 5	5- 1				
6- 7	0- 2	0- 1	HOME	0- 2	6- 2	3- 1				
2- 2	0- 0	1- 0	AWAY	1- 0	0- 2	0- 0				
2- 1	0- 0	0- 0	NEUTRAL	0- 0	2- 1	2- 0				
8- 5	0- 2	1- 0	NON-CONFERENCE	0- 1	7- 2	5- 1				
5- 4	0- 2	0- 0	HOME	0- 1	5- 1	3- 1				
1- 0	0- 0	1- 0	AWAY	0- 0	0- 0	0- 0				
2- 1	0- 0	0- 0	NEUTRAL	0- 0	2- 1	2- 0				
2- 5	0- 0	0- 1	CONFERENCE	1- 1	1- 3	0- 0				
1- 3	0- 0	0- 1	HOME	0- 1	1- 1	0- 0				
1- 2	0- 0	0- 0	AWAY	1- 0	0- 2	0- 0				
0- 0	0- 0	0- 0	NEUTRAL	0- 0	0- 0	0- 0				

RPI 1-25				RPI 26-50				RPI 51-100				RPI 101+				Team's RPI: 192
RPI	S	Opponent	Score	RPI	S	Opponent	Score	RPI	S	Opponent	Score	RPI	S	Opponent	Score	
4	H	Florida St.	54 84	34	A	Oklahoma	80 61	73	H	Alabama	54 63	103	A	Ole Miss	75 78	
6	H	Ohio St.	77 103	40	H	LSU	59 66	83	A	Arkansas	65 51	103	H	Ole Miss	61 60	
								97	H	Chattanooga	60 65	108	A	Auburn	55 84	
												113	H	Kentucky	53 56	
												118	H	Jacksonville	69 59	
												166	H	Saint Joseph's	71 51	
												172	N	Stetson	71 85	
												213	H	Arkansas St.	69 70	
												225	N	Richmond	87 80	
												304	H	Delaware St.	85 51	
												309	H	Georgia St.	82 66	
												328	H	Marshall	74 69	
												344	N	Savannah St.	90 40	

LAST 12 Division I GAMES:																
103	H	Ole Miss	61 60	108	A	Auburn	55 84									
83	A	Arkansas	65 51	304	H	Delaware St.	85 51									
40	H	LSU	59 66	166	H	Saint Joseph's	71 51									
113	H	Kentucky	53 56	97	H	Chattanooga	60 65									
103	A	Ole Miss	75 78	328	H	Marshall	74 69									
73	H	Alabama	54 63	6	H	Ohio St.	77 103									

Non-Div I Games:

Florida

Average RPI Win:	284	WON-LOST	WINNING	LAST 10	STRENGTH OF	OPP. STRENGTH	TEAM	ADJ.	CONF.	ADJ CONF.
Average RPI Loss:	212	RECORD	PCT. RANK	GAMES	SCHEDULE	OF SCHEDULE	RPI	RPI	RPI	RPI
DIV. I ONLY	3- 14	309	2- 7	329	230	334	334	31	31	
DIV. I NON-CONF.	1- 11	331	1- 5	322	190	340	340	31	31	

TOTALS	RPI 1-25	RPI 26-50	W-L RECORDS	RPI 51-100	RPI 101-999	RPI 201+				
3- 14	0- 0	0- 0	OVERALL	0- 2	3- 12	3- 9				
2- 2	0- 0	0- 0	HOME	0- 0	2- 2	2- 2				
1- 11	0- 0	0- 0	AWAY	0- 2	1- 9	1- 6				
0- 1	0- 0	0- 0	NEUTRAL	0- 0	0- 1	0- 1				
1- 11	0- 0	0- 0	NON-CONFERENCE	0- 2	1- 9	1- 7				
0- 2	0- 0	0- 0	HOME	0- 0	0- 2	0- 2				
1- 8	0- 0	0- 0	AWAY	0- 2	1- 6	1- 4				
0- 1	0- 0	0- 0	NEUTRAL	0- 0	0- 1	0- 1				
2- 3	0- 0	0- 0	CONFERENCE	0- 0	2- 3	2- 2				
2- 0	0- 0	0- 0	HOME	0- 0	2- 0	2- 0				
0- 3	0- 0	0- 0	AWAY	0- 0	0- 3	0- 2				
0- 0	0- 0	0- 0	NEUTRAL	0- 0	0- 0	0- 0				

RPI 1-25				RPI 26-50				RPI 51-100				RPI 101+ Team's RPI: 334					
RPI	S	Opponent	Score	RPI	S	Opponent	Score	RPI	S	Opponent	Score	RPI	S	Opponent	Score		
								73	A	Al abama	55	91	114	A	Mi ami (OH)	33	73
								76	A	Kansas St.	57	81	158	A	Xavi er	52	70
													198	A	Bethune-Cookman	42	44
													214	A	Eastern Mi ch.	61	83
													227	A	Texas Tech	63	82
													238	H	Howard	74	59
													239	A	Omaha	73	78
													239	H	North Florida	68	77
													257	H	Sacred Heart	68	73
													265	N	A&M-Corpus Christi	55	58
													292	A	Morgan St.	56	61
													304	H	Del aware St.	59	54
													305	A	Coppin St.	56	62
													311	A	Western Caro.	80	63
													317	A	UTRGV	38	51
LAST 12 Division I GAMES:																	
304	H	Del aware St.	59	54	158	A	Xavi er	52	70								
198	A	Bethune-Cookman	42	44	114	A	Mi ami (OH)	33	73								
305	A	Coppin St.	56	62	239	H	North Florida	68	77								
292	A	Morgan St.	56	61	311	A	Western Caro.	80	63								
238	H	Howard	74	59	265	N	A&M-Corpus Christi	55	58								
73	A	Al abama	55	91	317	A	UTRGV	38	51								

Non-Div I Games: Lynn 74 37

Florida A&M

Average RPI Win:	121	WON-LOST	WINNING	LAST 10	STRENGTH OF	OPP. STRENGTH	TEAM	ADJ.	CONF.	ADJ CONF.
Average RPI Loss:	18	RECORD	PCT. RANK	GAMES	SCHEDULE	OF SCHEDULE	RPI	RPI	RPI	RPI
DIV. I ONLY	18- 2	5	8- 2	14	52	4	4	1	1	
DIV. I NON-CONF.	12- 1	6	4- 1	44	81	8	8	1	1	

TOTALS	RPI 1-25	RPI 26-50	W-L RECORDS	RPI 51-100	RPI 101-999	RPI 201+				
18- 2	1- 2	3- 0	OVERALL	4- 0	10- 0	3- 0				
9- 0	0- 0	1- 0	HOME	3- 0	5- 0	2- 0				
9- 2	1- 2	2- 0	AWAY	1- 0	5- 0	1- 0				
0- 0	0- 0	0- 0	NEUTRAL	0- 0	0- 0	0- 0				
12- 1	0- 1	3- 0	NON-CONFERENCE	1- 0	8- 0	3- 0				
6- 0	0- 0	1- 0	HOME	0- 0	5- 0	2- 0				
6- 1	0- 1	2- 0	AWAY	1- 0	3- 0	1- 0				
0- 0	0- 0	0- 0	NEUTRAL	0- 0	0- 0	0- 0				
6- 1	1- 1	0- 0	CONFERENCE	3- 0	2- 0	0- 0				
3- 0	0- 0	0- 0	HOME	3- 0	0- 0	0- 0				
3- 1	1- 1	0- 0	AWAY	0- 0	2- 0	0- 0				
0- 0	0- 0	0- 0	NEUTRAL	0- 0	0- 0	0- 0				

RPI	S	Opponent	Score	RPI	S	Opponent	Score	RPI	S	Opponent	Score	RPI	S	Opponent	Score
7	A	Louisville	50 49	31	A	Iowa	94 93	62	H	Miami (FL)	105 67	102	A	Wake Forest	81 79
10	A	Texas	72 87	32	H	Arizona St.	77 66	71	H	Virginia Tech	107 62	109	A	Clemson	69 47
25	A	Syracuse	69 76	48	A	Creighton	92 82	85	H	North Carolina	103 65	118	H	Jacksonville	82 50
								86	A	James Madison	79 63	136	A	Jacksonville St.	75 51
												172	H	Stetson	84 39
												176	H	Samford	87 62
												192	A	Florida	84 54
												239	H	North Florida	109 51
												253	A	Grambling	96 53
												257	H	Sacred Heart	101 52

LAST 12 Division I GAMES:															
7	A	Louisville	50 49	85	H	North Carolina	103 65	118	H	Jacksonville	82 50				
102	A	Wake Forest	81 79	48	A	Creighton	92 82	10	A	Texas	72 87				
71	H	Virginia Tech	107 62	10	A	Texas	72 87	32	H	Arizona St.	77 66				
62	H	Miami (FL)	105 67	32	H	Arizona St.	77 66	172	H	Stetson	84 39				
25	A	Syracuse	69 76												
109	A	Clemson	69 47												

Non-Div I Games:

Florida St.

Average RPI Win: 178

Average RPI Loss: 81

WON-LOST
RECORDWINNING
PCT. RANKLAST 10
GAMESSTRENGTH OF
SCHEDULEOPP. STRENGTH
OF SCHEDULETEAM
RPIADJ.
RPICONF.
RPIADJ CONF.
RPIDIV. I ONLY
DIV. I NON-CONF.15- 5
9- 444
828- 2
4- 1137
10890
4774
6274
6213
1113
11

TOTALS

RPI 1-25

RPI 26-50

W-L RECORDS

RPI 51-100

RPI 101-999

RPI 201+

15- 5

0- 1

2- 0

OVERALL

2- 3

11- 1

6- 0

10- 2

0- 1

1- 0

HOME

2- 1

7- 0

2- 0

5- 3

0- 0

1- 0

AWAY

0- 2

4- 1

4- 0

0- 0

0- 0

0- 0

NEUTRAL

0- 0

0- 0

0- 0

9- 4

0- 1

2- 0

NON-CONFERENCE

1- 2

6- 1

3- 0

7- 1

0- 1

1- 0

HOME

1- 0

5- 0

2- 0

2- 3

0- 0

1- 0

AWAY

0- 2

1- 1

1- 0

0- 0

0- 0

0- 0

NEUTRAL

0- 0

0- 0

0- 0

6- 1

0- 0

0- 0

CONFERENCE

1- 1

5- 0

3- 0

3- 1

0- 0

0- 0

HOME

1- 1

2- 0

0- 0

3- 0

0- 0

0- 0

AWAY

0- 0

3- 0

3- 0

0- 0

0- 0

0- 0

NEUTRAL

0- 0

0- 0

0- 0

RPI 1-25

RPI 26-50

RPI 51-100

Team's RPI: 74

RPI 101+

RPI	S	Opponent	Score
8	H	UCLA	30 67

RPI	S	Opponent	Score
37	A	St. John's (NY)	67 64
39	H	Northern Colo.	48 33

RPI	S	Opponent	Score
54	H	UC Davis	70 62
63	H	Dayton	62 63
70	A	Albany (NY)	52 59
80	A	Penn St.	60 65
100	H	George Washington	61 50

RPI	S	Opponent	Score
116	H	Saint Louis	66 63
138	H	Hartford	69 44
151	H	Davison	66 58
155	H	Pittsburgh	58 55
160	H	Bucknell	71 62
184	A	Boston College	52 55
225	A	Richmond	43 38
232	A	Manhattan	54 48
296	A	Massachusetts	62 51
302	A	VCU	64 54
327	H	UMBC	55 46
337	H	Iona	78 48

LAST 12 Division I GAMES:

225	A	Richmond	43 38	100	H	George Washington	61 50
63	H	Dayton	62 63	54	H	UC Davis	70 62
302	A	VCU	64 54	138	H	Hartford	69 44
151	H	Davison	66 58	8	H	UCLA	30 67
116	H	Saint Louis	66 63	160	H	Bucknell	71 62
296	A	Massachusetts	62 51	37	A	St. John's (NY)	67 64

Non-Div I Games:

Fordham

Loss,
 Non-Conf, S Site,
 H Home
A Away
 N Neutral

Average RPI Win: **291**
 Average RPI Loss: **167**

WON-LOST
RECORD

WINNING
PCT. RANK

LAST 10
GAMES

STRENGTH OF
SCHEDULE

OPP. STRENGTH
OF SCHEDULE

TEAM
RPI

ADJ.
RPI

CONF.
RPI

ADJ CONF.
RPI

DIV. I ONLY	3- 14	309	1- 8	172	308	308	308	14	14
DIV. I NON-CONF.	2- 8	290	1- 3	248	309	321	321	16	16
<hr/>									
TOTALS	RPI 1-25	RPI 26-50	W-L RECORDS	RPI 51-100	RPI 101-999	RPI 201+			
3- 14	0- 1	0- 0	OVERALL	0- 3	3- 10	3- 4			
3- 5	0- 0	0- 0	HOME	0- 1	3- 4	3- 1			
0- 9	0- 1	0- 0	AWAY	0- 2	0- 6	0- 3			
0- 0	0- 0	0- 0	NEUTRAL	0- 0	0- 0	0- 0			
2- 8	0- 1	0- 0	NON-CONFERENCE	0- 2	2- 5	2- 3			
2- 2	0- 0	0- 0	HOME	0- 1	2- 1	2- 1			
0- 6	0- 1	0- 0	AWAY	0- 1	0- 4	0- 2			
0- 0	0- 0	0- 0	NEUTRAL	0- 0	0- 0	0- 0			
1- 6	0- 0	0- 0	CONFERENCE	0- 1	1- 5	1- 1			
1- 3	0- 0	0- 0	HOME	0- 0	1- 3	1- 0			
0- 3	0- 0	0- 0	AWAY	0- 1	0- 2	0- 1			
0- 0	0- 0	0- 0	NEUTRAL	0- 0	0- 0	0- 0			

RPI 1-25				RPI 26-50				RPI 51-100				RPI 101+ Team's RPI: 308			
RPI	S	Opponent	Score	RPI	S	Opponent	Score	RPI	S	Opponent	Score	RPI	S	Opponent	Score
23	A	Michigan	45 77					77	A	Belmont	42 74	110	A	Western Ill.	44 91
								92	H	Milwaukee	48 60	110	H	Western Ill.	64 100
								94	A	South Dakota	43 85	158	A	Xavier	50 62
												165	A	Illinois	50 64
												177	H	Oral Roberts	48 73
												195	H	Denver	55 73
												239	H	Omaha	76 65
												264	A	Valparaiso	50 68
												268	A	Coastal Caro.	58 67
												275	A	North Dakota St.	56 72
												291	H	Loyola Chicago	79 70
												329	H	Ill.-Chicago	51 67
												342	H	Eastern Ill.	93 77
<hr/>															
LAST 12 Division I GAMES:															
275	A	North Dakota St.	56 72	110	H	Western Ill.	64 100	264	A	Valparaiso	50 68				
110	A	Western Ill.	44 91	23	A	Michigan	45 77	92	H	Milwaukee	48 60				
94	A	South Dakota	43 85	92	H	Eastern Ill.	93 77	342	A	Coastal Caro.	58 67				
239	H	Omaha	76 65	268	A	Coastal Caro.	58 67								
195	H	Denver	55 73												
177	H	Oral Roberts	48 73												

Non-Div I Games:

Quincy

73 72

Maryville (MO)

70

76

Findlay

55

75

Fort Wayne

Loss, **Non-Conf**, **S Site**, **H Home** **A Away** **N Neutral**

Average RPI Win:	206	WON-LOST	WINNING	LAST 10	STRENGTH OF	OPP. STRENGTH	TEAM	ADJ.	CONF.	ADJ CONF.
Average RPI Loss:	157	RECORD	PCT. RANK	GAMES	SCHEDULE	OF SCHEDULE	RPI	RPI	RPI	RPI
DIV. I ONLY	10- 9	162	6- 4	168	174	154	154	16	16	
DIV. I NON-CONF.	5- 6	187	3- 1	156	205	197	197	17	17	

TOTALS	RPI 1-25	RPI 26-50	W-L RECORDS	RPI 51-100	RPI 101-999	RPI 201+				
10- 9	0- 0	0- 1	OVERALL	0- 1	10- 7	6- 2				
7- 2	0- 0	0- 1	HOME	0- 0	7- 1	4- 1				
3- 7	0- 0	0- 0	AWAY	0- 1	3- 6	2- 1				
0- 0	0- 0	0- 0	NEUTRAL	0- 0	0- 0	0- 0				
5- 6	0- 0	0- 1	NON-CONFERENCE	0- 0	5- 5	3- 2				
4- 2	0- 0	0- 1	HOME	0- 0	4- 1	2- 1				
1- 4	0- 0	0- 0	AWAY	0- 0	1- 4	1- 1				
0- 0	0- 0	0- 0	NEUTRAL	0- 0	0- 0	0- 0				
5- 3	0- 0	0- 0	CONFERENCE	0- 1	5- 2	3- 0				
3- 0	0- 0	0- 0	HOME	0- 0	3- 0	2- 0				
2- 3	0- 0	0- 0	AWAY	0- 1	2- 2	1- 0				
0- 0	0- 0	0- 0	NEUTRAL	0- 0	0- 0	0- 0				

RPI	S	Opponent	Score	RPI	S	Opponent	Score	RPI	S	Opponent	Score	RPI	S	Opponent	Score	Team's RPI: 154
				32	H	Arizona St.	49 81	68	A	New Mexico	75 88	111	A	UNLV	74 72	
												131	H	Pacific	81 70	
												140	H	Weber St.	81 78	
												157	A	Texas St.	59 76	
												164	A	Nevada	73 90	
												169	H	Colorado St.	56 45	
												174	A	San Francisco	62 70	
												179	A	UT Arlington	54 67	
												180	A	Boise St.	66 75	
												202	H	Eastern Wash.	81 56	
												210	A	UC Santa Barbara	64 57	
												223	A	CSUN	72 85	
												229	H	San Diego St.	64 53	
												233	H	UC Riverside	56 68	
												243	H	Montana	61 58	
												306	H	Utah St.	57 56	
												315	A	Air Force	64 58	
LAST 12 Division I GAMES:																
				111	A	UNLV	74 72	315	A	Air Force	64 58					
				229	H	San Diego St.	64 53	164	A	Nevada	73 90					
				68	A	New Mexico	75 88	140	H	Weber St.	81 78					
				180	A	Boise St.	66 75	174	A	San Francisco	62 70					
				169	H	Colorado St.	56 45	243	H	Montana	61 58					
				306	H	Utah St.	57 56	131	H	Pacific	81 70					

Non-Div I Games:

Fresno St.

Average RPI Win: 214
Average RPI Loss: 146

WON-LOST
RECORD

WINNING
PCT. RANK

LAST 10
GAMES

STRENGTH OF
SCHEDULE

OPP. STRENGTH
OF SCHEDULE

TEAM
RPI

ADJ.
RPI

CONF.
RPI

ADJ CONF.
RPI

DIV. I ONLY	10- 8	136	4- 5	220	133	161	161	17	17
DIV. I NON-CONF.	7- 5	132	2- 3	255	132	137	137	14	14
<hr/>									
TOTALS	RPI 1-25	RPI 26-50	W-L RECORDS	RPI 51-100	RPI 101-999	RPI 201+			
10- 8	0- 1	0- 0	OVERALL	2- 2	8- 5	6- 3			
6- 2	0- 0	0- 0	HOME	1- 1	5- 1	3- 0			
3- 5	0- 0	0- 0	AWAY	0- 0	3- 2	3- 2			
1- 1	0- 0	0- 0	NEUTRAL	1- 0	0- 1	0- 0			
7- 5	0- 1	0- 0	NON-CONFERENCE	1- 1	6- 3	5- 2			
4- 0	0- 0	0- 0	HOME	0- 0	4- 0	3- 0			
2- 4	0- 1	0- 0	AWAY	0- 1	2- 2	2- 2			
1- 1	0- 0	0- 0	NEUTRAL	1- 0	0- 1	0- 0			
3- 3	0- 0	0- 0	CONFERENCE	1- 1	2- 2	1- 1			
2- 2	0- 0	0- 0	HOME	1- 1	1- 1	0- 0			
1- 1	0- 0	0- 0	AWAY	0- 0	1- 1	1- 1			
0- 0	0- 0	0- 0	NEUTRAL	0- 0	0- 0	0- 0			

RPI 1-25				RPI 26-50				RPI 51-100				RPI 101+				Team's RPI: 161
RPI	S	Opponent	Score	RPI	S	Opponent	Score	RPI	S	Opponent	Score	RPI	S	Opponent	Score	
20	A	Georgia	44 79					78	N	Ohio	70 68	128	H	ETSU	57 69	
								79	H	Mercer	64 86	151	H	Davidson	65 62	
								85	A	North Carolina	56 84	158	N	Xavier	62 75	
								97	H	Chattanooga	58 57	176	H	Samford	45 41	
												212	A	Gardner-Webb	57 71	
												228	A	UNCG	74 76	
												247	A	UNC Asheville	71 63	
												250	H	Kennesaw St.	78 59	
												252	H	Col. of Charleston	72 58	
												259	A	Presbyteri an	75 76	
												274	H	UNCW	76 71	
												307	A	USC Upstate	80 59	
												311	A	Western Caro.	68 59	
<hr/>																
LAST 12 Division I GAMES:																
				97	H	Chattanooga	58 57	259	A	Presbyteri an	75 76					
				128	H	ETSU	57 69	247	A	UNC Asheville	71 63					
				228	A	UNCG	74 76	158	N	Xavier	62 75					
				311	A	Western Caro.	68 59	78	N	Ohio	70 68					
				79	H	Mercer	64 86	85	A	North Carolina	56 84					
				176	H	Samford	45 41	307	A	USC Upstate	80 59					

Non-Div I Games:

Bob Jones

93 46

Pfeiffer

102 51

Converse

80 41

Furman

Loss, Non-Conf, S Site, H Home A Away N Neutral

Average RPI Win: 324
Average RPI Loss: 192

WON-LOST
RECORD

WINNING
PCT. RANK

LAST 10
GAMES

STRENGTH OF
SCHEDULE

OPP. STRENGTH
OF SCHEDULE

TEAM
RPI

ADJ.
RPI

CONF.
RPI

ADJ CONF.
RPI

DIV. I ONLY	1- 15	340	0- 10	235	317	333	333	23	23
DIV. I NON-CONF.	1- 8	313	0- 5	175	335	303	303	23	23

TOTALS	RPI 1-25	RPI 26-50	W-L RECORDS	RPI 51-100	RPI 101-999	RPI 201+			
1- 15	0- 0	0- 1	OVERALL	0- 4	1- 10	1- 9			
0- 7	0- 0	0- 0	HOME	0- 2	0- 5	0- 4			
1- 8	0- 0	0- 1	AWAY	0- 2	1- 5	1- 5			
0- 0	0- 0	0- 0	NEUTRAL	0- 0	0- 0	0- 0			
1- 8	0- 0	0- 1	NON-CONFERENCE	0- 3	1- 4	1- 4			
0- 5	0- 0	0- 0	HOME	0- 2	0- 3	0- 3			
1- 3	0- 0	0- 1	AWAY	0- 1	1- 1	1- 1			
0- 0	0- 0	0- 0	NEUTRAL	0- 0	0- 0	0- 0			
0- 7	0- 0	0- 0	CONFERENCE	0- 1	0- 6	0- 5			
0- 2	0- 0	0- 0	HOME	0- 0	0- 2	0- 1			
0- 5	0- 0	0- 0	AWAY	0- 1	0- 4	0- 4			
0- 0	0- 0	0- 0	NEUTRAL	0- 0	0- 0	0- 0			

RPI	S	Opponent	Score	RPI	S	Opponent	Score	RPI	S	Opponent	Score	RPI	S	Opponent	Score	Team's RPI: 333
50	A	UCF	38 62	73	H	Alabama	36 84	129	H	Little Rock	34 64	213	H	Arkansas St.	62 71	
				79	A	Mercer	45 72	230	A	N.C. A&T	49 60	231	H	Stony Brook	49 68	
				84	H	IUPUI	52 72	242	A	Troy	47 88	250	H	Kennesaw St.	58 60	
				93	A	South Ala.	52 79	268	A	Coastal Caro.	51 54	280	A	Appalachian St.	56 87	
								309	A	Georgia St.	56 71	324	A	South Carolina St.	61 58	
								344	H	Savannah St.	67 71					
LAST 12 Division I GAMES:																
309	A	Georgia St.	56 71	242	A	Troy	47 88									
280	A	Appalachian St.	56 87	231	H	Stony Brook	49 68									
268	A	Coastal Caro.	51 54	84	H	IUPUI	52 72									
129	H	Little Rock	34 64	250	H	Kennesaw St.	58 60									
213	H	Arkansas St.	62 71	50	A	UCF	38 62									
93	A	South Ala.	52 79	344	H	Savannah St.	67 71									

Non-Div I Games: Coastal Ga. 68 63 Thomas (GA) 79 51

Ga. Southern

Average RPI Win:	259	WON-LOST	WINNING	LAST 10	STRENGTH OF	OPP. STRENGTH	TEAM	ADJ.	CONF.	ADJ CONF.
Average RPI Loss:	156	RECORD	PCT. RANK	GAMES	SCHEDULE	OF SCHEDULE	RPI	RPI	RPI	RPI
DIV. I ONLY	10- 6	102	5- 4	298	306	212	212	29	29	
DIV. I NON-CONF.	7- 2	50	4- 0	307	215	130	130	29	29	

TOTALS	RPI 1-25	RPI 26-50	W-L RECORDS	RPI 51-100	RPI 101-999	RPI 201+				
10- 6	0- 0	0- 1	OVERALL	0- 0	10- 5	7- 2				
6- 3	0- 0	0- 1	HOME	0- 0	6- 2	4- 1				
4- 3	0- 0	0- 0	AWAY	0- 0	4- 2	3- 1				
0- 0	0- 0	0- 0	NEUTRAL	0- 0	0- 0	0- 0				
7- 2	0- 0	0- 1	NON-CONFERENCE	0- 0	7- 1	5- 0				
4- 1	0- 0	0- 1	HOME	0- 0	4- 0	3- 0				
3- 1	0- 0	0- 0	AWAY	0- 0	3- 1	2- 0				
0- 0	0- 0	0- 0	NEUTRAL	0- 0	0- 0	0- 0				
3- 4	0- 0	0- 0	CONFERENCE	0- 0	3- 4	2- 2				
2- 2	0- 0	0- 0	HOME	0- 0	2- 2	1- 1				
1- 2	0- 0	0- 0	AWAY	0- 0	1- 2	1- 1				
0- 0	0- 0	0- 0	NEUTRAL	0- 0	0- 0	0- 0				

RPI 1-25				RPI 26-50				RPI 51-100				RPI 101+ Team's RPI: 212			
RPI	S	Opponent	Score	RPI	S	Opponent	Score	RPI	S	Opponent	Score	RPI	S	Opponent	Score
				50	H	UCF	30 65					113	A	Kentucky	34 72
												119	A	High Point	80 83
												148	H	Liberty	60 85
												151	A	Davidson	70 65
												161	H	Furman	71 57
												200	H	Radford	69 53
												234	A	Morehead St.	68 60
												249	H	Campbell	44 73
												259	A	Presbyterian	69 72
												262	A	Mt. St. Mary's	75 67
												288	H	Wofford	73 55
												307	H	USC Upstate	60 39
												311	H	Western Caro.	70 67
												331	H	Charleston So.	68 52
												348	A	Longwood	61 54
LAST 12 Division I GAMES:															
249	H	Campbell	44 73	119	A	High Point	80 83								
331	H	Charleston So.	68 52	311	H	Western Caro.	70 67								
259	A	Presbyterian	69 72	262	A	Mt. St. Mary's	75 67								
148	H	Liberty	60 85	151	A	Davidson	70 65								
348	A	Longwood	61 54	288	H	Wofford	73 55								
200	H	Radford	69 53	307	H	USC Upstate	60 39								

Non-Div I Games: Montreat 83 26 Converse 82 59 Pfeiffer 72 53

Gardner-Webb

Average RPI Win:	233	WON-LOST	WINNING	LAST 10	STRENGTH OF	OPP. STRENGTH	TEAM	ADJ.	CONF.	ADJ CONF.
Average RPI Loss:	72	RECORD	PCT. RANK	GAMES	SCHEDULE	OF SCHEDULE	RPI	RPI	RPI	RPI
DIV. I ONLY	16- 5	41	7- 3	275	169	96	96	13	13	
DIV. I NON-CONF.	11- 3	46	4- 1	271	259	100	100	11	11	

TOTALS	RPI 1-25	RPI 26-50	W-L RECORDS	RPI 51-100	RPI 101-999	RPI 201+				
16- 5	0- 1	0- 1	OVERALL	1- 2	15- 1	12- 0				
12- 0	0- 0	0- 0	HOME	1- 0	11- 0	9- 0				
3- 5	0- 0	0- 0	AWAY	0- 1	3- 1	3- 0				
1- 0	0- 0	0- 0	NEUTRAL	0- 0	1- 0	0- 0				
11- 3	0- 1	0- 1	NON-CONFERENCE	1- 0	10- 1	9- 0				
9- 0	0- 0	0- 0	HOME	1- 0	8- 0	8- 0				
1- 3	0- 1	0- 1	AWAY	0- 0	1- 1	1- 0				
1- 0	0- 0	0- 0	NEUTRAL	0- 0	1- 0	0- 0				
5- 2	0- 0	0- 0	CONFERENCE	0- 2	5- 0	3- 0				
3- 0	0- 0	0- 0	HOME	0- 0	3- 0	1- 0				
2- 2	0- 0	0- 0	AWAY	0- 2	2- 0	2- 0				
0- 0	0- 0	0- 0	NEUTRAL	0- 0	0- 0	0- 0				

RPI 1-25				RPI 26-50				RPI 51-100 Team's RPI: 96				RPI 101+			
RPI	S	Opponent	Score	RPI	S	Opponent	Score	RPI	S	Opponent	Score	RPI	S	Opponent	Score
23	A	Michigan	61 75	45	A	Houston	73 82	59	A	Duquesne	64 71	115	N	Drake	87 75
								64	H	American	71 53	116	H	Saint Louis	81 72
								100	A	George Washington	52 62	135	A	Colorado	61 76
												151	H	Davidson	74 61
												205	H	Southeast Mo. St.	57 38
												206	A	La Salle	69 56
												225	H	Richmond	77 56
												226	A	Loyola Maryland	80 72
												251	H	LIU Brooklyn	73 70
												255	H	Illinois St.	56 37
												286	H	Eastern Ky.	64 41
												312	H	UMES	82 68
												320	A	Rhode Island	92 53
												323	H	Old Dominion	66 53
												327	H	UMBC	58 38
												348	H	Longwood	60 41

LAST 12 Division I GAMES:															
116	H	Saint Louis	81 72	151	H	Davidson	74 61	348	H	Longwood	60 41				
59	A	Duquesne	64 71	45	A	Houston	73 82	286	H	Eastern Ky.	64 41				
225	H	Richmond	77 56	251	H	LIU Brooklyn	73 70	327	H	UMBC	58 38				
320	A	Rhode Island	92 53					100	A	George Washington	52 62				
100	A	George Washington	52 62					206	A	La Salle	69 56				

Non-Div I Games:

George Mason

Average RPI	Win: 203	WON-LOST	WINNING	LAST 10	STRENGTH OF	OPP. STRENGTH	TEAM	ADJ.	CONF.	ADJ CONF.
Average RPI	Loss: 56	RECORD	PCT. RANK	GAMES	SCHEDULE	OF SCHEDULE	RPI	RPI	RPI	RPI
DIV. I ONLY	9- 10	191	6- 4	29	118	100	100	13	13	
DIV. I NON-CONF.	5- 7	212	2- 3	22	61	113	113	11	11	

TOTALS	RPI 1-25	RPI 26-50	W-L RECORDS	RPI 51-100	RPI 101-999	RPI 201+				
9- 10	0- 2	0- 3	OVERALL	2- 4	7- 1	4- 0				
5- 5	0- 1	0- 2	HOME	2- 1	3- 1	1- 0				
4- 5	0- 0	0- 0	AWAY	0- 0	4- 0	3- 0				
0- 0	0- 0	0- 0	NEUTRAL	0- 0	0- 0	0- 0				
5- 7	0- 2	0- 3	NON-CONFERENCE	1- 1	4- 1	2- 0				
3- 4	0- 1	0- 2	HOME	1- 0	2- 1	0- 0				
2- 3	0- 1	0- 1	AWAY	0- 1	2- 0	2- 0				
0- 0	0- 0	0- 0	NEUTRAL	0- 0	0- 0	0- 0				
4- 3	0- 0	0- 0	CONFERENCE	1- 3	3- 0	2- 0				
2- 1	0- 0	0- 0	HOME	1- 1	1- 0	1- 0				
2- 2	0- 0	0- 0	AWAY	0- 2	2- 0	1- 0				
0- 0	0- 0	0- 0	NEUTRAL	0- 0	0- 0	0- 0				

RPI 1-25				RPI 26-50				RPI 51-100				RPI 101+			
RPI	S	Opponent	Score	RPI	S	Opponent	Score	RPI	S	Opponent	Score	RPI	S	Opponent	Score
24	A	Maryland	54 80	28	H	South Fla.	78 83	59	H	Duquesne	53 54	132	H	Vanderbilt	59 69
25	H	Syracuse	62 74	30	H	South Dakota St.	88 97	63	A	Dayton	55 66	150	H	Georgetown	65 54
				44	A	Princeton	52 72	64	H	American	61 44	151	A	Davidson	53 48
								74	A	Fordham	50 61	190	H	Wisconsin	61 46
								79	A	Mercer	44 61	270	A	Towson	66 43
								96	H	George Mason	62 52	287	A	Monmouth	59 45
												302	A	VCU	61 39
												320	H	Rhode Island	65 52

LAST 12 Division I GAMES:															
				320	H	Rhode Island	65 52	74	A	Fordham	50 61				
				63	A	Dayton	55 66	287	A	Monmouth	59 45				
				151	A	Davidson	53 48	64	H	American	61 44				
				59	H	Duquesne	53 54	24	A	Maryland	54 80				
				96	H	George Mason	62 52	79	A	Mercer	44 61				
				302	A	VCU	61 39	28	H	South Fla.	78 83				

Non-Div I Games:

George Washington

Average RPI Win:	199	WON-LOST	WINNING	LAST 10	STRENGTH OF	OPP. STRENGTH	TEAM	ADJ.	CONF.	ADJ CONF.
Average RPI Loss:	62	RECORD	PCT. RANK	GAMES	SCHEDULE	OF SCHEDULE	RPI	RPI	RPI	RPI
DIV. I ONLY	8- 11	222	4- 6	109	18	150	150	6	6	
DIV. I NON-CONF.	5- 5	170	1- 2	223	42	161	161	5	5	
<hr/>										
TOTALS	RPI 1-25	RPI 26-50	W-L RECORDS	RPI 51-100	RPI 101-999	RPI 201+				
8- 11	1- 1	0- 5	OVERALL	0- 4	7- 1	4- 0				
4- 4	1- 0	0- 3	HOME	0- 1	3- 0	2- 0				
3- 5	0- 1	0- 2	AWAY	0- 2	3- 0	2- 0				
1- 2	0- 0	0- 0	NEUTRAL	0- 1	1- 1	0- 0				
5- 5	0- 1	0- 1	NON-CONFERENCE	0- 2	5- 1	4- 0				
2- 1	0- 0	0- 1	HOME	0- 0	2- 0	2- 0				
2- 2	0- 1	0- 0	AWAY	0- 1	2- 0	2- 0				
1- 2	0- 0	0- 0	NEUTRAL	0- 1	1- 1	0- 0				
3- 6	1- 0	0- 4	CONFERENCE	0- 2	2- 0	0- 0				
2- 3	1- 0	0- 2	HOME	0- 1	1- 0	0- 0				
1- 3	0- 0	0- 2	AWAY	0- 1	1- 0	0- 0				
0- 0	0- 0	0- 0	NEUTRAL	0- 0	0- 0	0- 0				

RPI 1-25				RPI 26-50				RPI 51-100				RPI 101+				Team's RPI: 150
RPI	S	Opponent	Score	RPI	S	Opponent	Score	RPI	S	Opponent	Score	RPI	S	Opponent	Score	
18	A	NC State	49 63	27	H	Villanova	58 60	81	H	Butler	57 66	108	N	Auburn	40 60	
19	H	Marquette	85 58	29	H	DePaul	62 78	97	N	Chattanooga	41 54	158	H	Xavier	65 60	
				37	A	St. John's (NY)	41 64	99	A	Seton Hall	65 70	181	A	Providence	75 43	
				43	H	Minnesota	63 73	100	A	George Washington	54 65	186	N	Northwestern	55 54	
				48	A	Creighton	58 69					226	A	Loyola Maryland	72 54	
												238	H	Howard	93 41	
												278	H	FIU	77 56	
												302	A	VCU	71 59	
<hr/>																
LAST 12 Division I GAMES:																
29	H	DePaul	62 78	158	H	Xavier	65 60									
19	H	Marquette	85 58	48	A	Creighton	58 69									
99	A	Seton Hall	65 70	181	A	Providence	75 43									
37	A	St. John's (NY)	41 64	302	A	VCU	71 59									
27	H	Villanova	58 60	18	A	NC State	49 63									
81	H	Butler	57 66	43	H	Minnesota	63 73									

Non-Div I Games:

Georgetown

Average RPI Win:	155	WON-LOST	WINNING	LAST 10	STRENGTH OF	OPP. STRENGTH	TEAM	ADJ.	CONF.	ADJ CONF.
Average RPI Loss:	7	RECORD	PCT. RANK	GAMES	SCHEDULE	OF SCHEDULE	RPI	RPI	RPI	RPI
DIV. I ONLY	17- 2	8	9- 1	65	47	20	20	2	2	
DIV. I NON-CONF.	12- 1	6	5- 1	102	148	28	28	2	2	

TOTALS	RPI 1-25	RPI 26-50	W-L RECORDS	RPI 51-100	RPI 101-999	RPI 201+				
17- 2	1- 2	1- 0	OVERALL	3- 0	12- 0	6- 0				
10- 2	0- 2	0- 0	HOME	2- 0	8- 0	5- 0				
7- 0	1- 0	1- 0	AWAY	1- 0	4- 0	1- 0				
0- 0	0- 0	0- 0	NEUTRAL	0- 0	0- 0	0- 0				
12- 1	0- 1	1- 0	NON-CONFERENCE	2- 0	9- 0	6- 0				
8- 1	0- 1	0- 0	HOME	1- 0	7- 0	5- 0				
4- 0	0- 0	1- 0	AWAY	1- 0	2- 0	1- 0				
0- 0	0- 0	0- 0	NEUTRAL	0- 0	0- 0	0- 0				
5- 1	1- 1	0- 0	CONFERENCE	1- 0	3- 0	0- 0				
2- 1	0- 1	0- 0	HOME	1- 0	1- 0	0- 0				
3- 0	1- 0	0- 0	AWAY	0- 0	2- 0	0- 0				
0- 0	0- 0	0- 0	NEUTRAL	0- 0	0- 0	0- 0				

RPI	S	Opponent	Score	RPI	S	Opponent	Score	RPI	S	Opponent	Score	RPI	S	Opponent	Score
3	H	Mississippi St.	62 86	36	A	Virginia	64 61	53	H	Georgia Tech	60 53	101	H	Wright St.	87 71
10	H	Texas	53 81					79	A	Mercer	72 54	108	H	Auburn	60 48
15	A	Texas A&M	92 84					83	H	Arkansas	78 65	113	A	Kentucky	56 42
												120	A	BYU	79 63
												132	A	Vanderbilt	81 52
												161	H	Furman	79 44
												230	A	N. C. A&T	73 63
												238	H	Howard	87 47
												239	H	North Florida	75 37
												288	H	Wofford	95 56
												311	H	Western Caro.	76 50
												326	H	Tennessee Tech	56 48
LAST 12 Division I GAMES:															
108	H	Auburn	60 48	239	H	North Florida	75 37	101	H	Wright St.	87 71				
15	A	Texas A&M	92 84	238	H	Howard	87 47	53	H	Georgia Tech	60 53				
83	H	Arkansas	78 65	230	A	N. C. A&T	73 63	10	H	Texas	53 81				
113	A	Kentucky	56 42												
132	A	Vanderbilt	81 52												
3	H	Mississippi St.	62 86												

Non-Div I Games:

Georgia

Average RPI Win:	257	WON-LOST	WINNING	LAST 10	STRENGTH OF	OPP. STRENGTH	TEAM	ADJ.	CONF.	ADJ CONF.
Average RPI Loss:	173	RECORD	PCT. RANK	GAMES	SCHEDULE	OF SCHEDULE	RPI	RPI	RPI	RPI
DIV. I ONLY	3- 13	307	2- 8	227	167	309	309	23	23	
DIV. I NON-CONF.	2- 7	286	1- 2	144	78	267	267	23	23	
<hr/>										
TOTALS	RPI 1-25	RPI 26-50	W-L RECORDS	RPI 51-100	RPI 101-999	RPI 201+				
3- 13	0- 1	0- 0	OVERALL	0- 3	3- 9	2- 6				
3- 4	0- 0	0- 0	HOME	0- 1	3- 3	2- 1				
0- 9	0- 0	0- 0	AWAY	0- 0	0- 0	0- 0				
0- 0	0- 0	0- 0	NEUTRAL	0- 0	0- 0	0- 0				
2- 7	0- 1	0- 0	NON-CONFERENCE	0- 2	2- 4	1- 2				
2- 2	0- 0	0- 0	HOME	0- 1	2- 1	1- 0				
0- 5	0- 1	0- 0	AWAY	0- 1	0- 3	0- 2				
0- 0	0- 0	0- 0	NEUTRAL	0- 0	0- 0	0- 0				
1- 6	0- 0	0- 0	CONFERENCE	0- 1	1- 5	1- 4				
1- 2	0- 0	0- 0	HOME	0- 0	1- 2	1- 1				
0- 4	0- 0	0- 0	AWAY	0- 1	0- 3	0- 3				
0- 0	0- 0	0- 0	NEUTRAL	0- 0	0- 0	0- 0				

RPI 1-25				RPI 26-50				RPI 51-100				RPI 101+				Team's RPI: 309
RPI	S	Opponent	Score	RPI	S	Opponent	Score	RPI	S	Opponent	Score	RPI	S	Opponent	Score	
3	A	Mississippi St.	50 106					53	A	Georgia Tech	51 75	129	H	Little Rock	50 65	
								57	H	Western Ky.	63 74	136	H	Jacksonville St.	55 41	
								93	A	South Ala.	52 88	192	A	Florida	66 82	
												199	H	Fla. Atlantic	50 82	
												213	H	Arkansas St.	58 75	
												242	A	Troy	86 90	
												250	A	Kennesaw St.	61 71	
												268	A	Coastal Caro.	49 64	
												274	A	UNCW	62 74	
												280	A	Appalachian St.	62 77	
												302	H	VCU	61 56	
												333	H	Ga. Southern	71 56	
<hr/>																
LAST 12 Division I GAMES:																
333	H	Ga. Southern	71 56	93	A	South Ala.	52 88									
268	A	Coastal Caro.	49 64	274	A	UNCW	62 74									
280	A	Appalachian St.	62 77	136	H	Jacksonville St.	55 41									
213	H	Arkansas St.	58 75	199	H	Fla. Atlantic	50 82									
129	H	Little Rock	50 65	250	A	Kennesaw St.	61 71									
242	A	Troy	86 90	57	H	Western Ky.	63 74									

Non-Div I Games: Allen 101 56 North Greenville 91 89

Georgia St.

Average RPI Win: 179

Average RPI Loss: 34

WON-LOST
RECORDWINNING
PCT. RANKLAST 10
GAMESSTRENGTH OF
SCHEDULEOPP. STRENGTH
OF SCHEDULETEAM
RPIADJ.
RPICONF.
RPIADJ CONF.
RPIDIV. I ONLY
DIV. I NON-CONF.13- 7
11- 288
234- 6
4- 127
8080
23253
3453
341
11
1

TOTALS

RPI 1-25

RPI 26-50

W-L RECORDS

RPI 51-100

RPI 101-999

RPI 201+

13- 7

0- 6

2- 0

OVERALL

0- 0

11- 1

5- 0

10- 2

0- 2

1- 0

HOME

0- 0

9- 0

4- 0

2- 4

0- 3

1- 0

AWAY

0- 0

1- 1

1- 0

1- 1

0- 1

0- 0

NEUTRAL

0- 0

1- 0

0- 0

11- 2

0- 2

2- 0

NON-CONFERENCE

0- 0

9- 0

5- 0

8- 0

0- 0

1- 0

HOME

0- 0

7- 0

4- 0

2- 1

0- 1

1- 0

AWAY

0- 0

1- 0

1- 0

1- 1

0- 1

0- 0

NEUTRAL

0- 0

1- 0

0- 0

2- 5

0- 4

0- 0

CONFERENCE

0- 0

2- 1

0- 0

2- 2

0- 2

0- 0

HOME

0- 0

2- 0

0- 0

0- 3

0- 2

0- 0

AWAY

0- 0

0- 1

0- 0

0- 0

0- 0

0- 0

NEUTRAL

0- 0

0- 0

0- 0

RPI 1-25

RPI 26-50

RPI 51-100 Team's RPI: 53

RPI 101+

RPI	S	Opponent	Score
2	H	Notre Dame	54 77
7	H	Louisville	71 74
13	N	Baylor	57 80
18	A	NC State	43 56
20	A	Georgia	53 60
25	A	Syracuse	77 88

RPI	S	Opponent	Score
44	A	Princeton	67 56
46	H	Purdue	68 55

RPI 51-100 Team's RPI: 53

RPI S Opponent Score

RPI	S	Opponent	Score
102	H	Wake Forest	79 67
105	N	Penn	69 55
109	H	Clemson	66 33
121	H	Southern Miss.	63 44
123	H	Middle Tenn.	48 45
155	A	Pittsburgh	62 68
179	H	UT Arlington	80 52
250	H	Kennesaw St.	86 48
280	A	Appalachian St.	75 41
309	H	Georgia St.	75 51
324	H	South Carolina St.	86 40
331	H	Charleston So.	78 51

LAST 12 Division I GAMES:

102	H	Wake Forest	79 67	7	H	Louisville	71 74
155	A	Pittsburgh	62 68	121	H	Southern Miss.	63 44
18	A	NC State	43 56	331	H	Charleston So.	78 51
2	H	Notre Dame	54 77	20	A	Georgia	53 60
25	A	Syracuse	77 88	179	H	UT Arlington	80 52
109	H	Clemson	66 33	123	H	Middle Tenn.	48 45

Non-Div I Games:

Georgia Tech

Average RPI	Win:	175	WON-LOST	WINNING	LAST 10	STRENGTH OF	OPP. STRENGTH	TEAM	ADJ.	CONF.	ADJ CONF.
Average RPI	Loss:	97	RECORD	PCT. RANK	GAMES	SCHEDULE	OF SCHEDULE	RPI	RPI	RPI	RPI
DIV. I ONLY		15- 4		32	10- 0	125	123	58	58	12	12
DIV. I NON-CONF.		7- 4		102	3- 1	40	118	58	58	10	10

TOTALS	RPI 1-25		RPI 26-50		W-L RECORDS	RPI 51-100		RPI 101-999		RPI 201+	
15- 4	0- 0		0- 1		OVERALL	2- 1		13- 2		6- 0	
8- 1	0- 0		0- 0		HOME	0- 0		8- 1		3- 0	
6- 1	0- 0		0- 0		AWAY	2- 0		4- 1		3- 0	
1- 2	0- 0		0- 1		NEUTRAL	0- 1		1- 0		0- 0	
7- 4	0- 0		0- 1		NON-CONFERENCE	1- 1		6- 2		2- 0	
4- 1	0- 0		0- 0		HOME	0- 0		4- 1		1- 0	
2- 1	0- 0		0- 0		AWAY	1- 0		1- 1		1- 0	
1- 2	0- 0		0- 1		NEUTRAL	0- 1		1- 0		0- 0	
8- 0	0- 0		0- 0		CONFERENCE	1- 0		7- 0		4- 0	
4- 0	0- 0		0- 0		HOME	0- 0		4- 0		2- 0	
4- 0	0- 0		0- 0		AWAY	1- 0		3- 0		2- 0	
0- 0	0- 0		0- 0		NEUTRAL	0- 0		0- 0		0- 0	

RPI	S	Opponent	Score	RPI	S	Opponent	Score	RPI	S	Opponent	Score	RPI	S	Opponent	Score
				29	N	DePaul	71 88	65	A	Saint Mary's (CA)	73 65	106	N	Kent St.	77 57
								69	A	Washington St.	64 56	110	H	Western Ill.	80 65
								77	N	Belmont	63 71	111	H	UNLV	50 52
												131	A	Pacific	99 72
												144	H	Portland St.	91 52
												149	H	Saint Francis (PA)	97 74
												168	H	Loyola Marymount	77 67
												169	A	Colorado St.	49 65
												174	H	San Francisco	74 47
												202	H	Eastern Wash.	69 45
												204	H	Pepperdine	73 51
												243	A	Montana	70 55
												269	A	Santa Clara	63 51
												269	H	Santa Clara	71 44
												321	A	Portland	70 56
LAST 12 Division I GAMES:															
269	H	Santa Clara	71 44	269	A	Santa Clara	63 51	131	A	Pacific	99 72	110	H	Western Ill.	80 65
65	A	Saint Mary's (CA)	73 65	69	A	Washington St.	64 56	149	H	Saint Francis (PA)	97 74	111	H	UNLV	50 52
174	H	San Francisco	74 47	77	N	Belmont	63 71	69	A	Washington St.	64 56				
321	A	Portland	70 56												
168	H	Loyola Marymount	77 67												
204	H	Pepperdine	73 51												

Non-Div I Games:

Gonzaga

Average RPI	Win: 300	WON-LOST	WINNING	LAST 10	STRENGTH OF	OPP. STRENGTH	TEAM	ADJ.	CONF.	ADJ CONF.
Average RPI	Loss: 157	RECORD	PCT. RANK	GAMES	SCHEDULE	OF SCHEDULE	RPI	RPI	RPI	RPI
DIV. I ONLY	7- 11	236	4- 6	274	267	253	253	32	32	
DIV. I NON-CONF.	3- 8	268	0- 5	222	101	256	256	32	32	

TOTALS	RPI 1-25	RPI 26-50	W-L RECORDS	RPI 51-100	RPI 101-999	RPI 201+				
7- 11	0- 1	0- 0	OVERALL	0- 3	7- 7	7- 4				
5- 2	0- 1	0- 0	HOME	0- 0	5- 1	5- 1				
2- 8	0- 0	0- 0	AWAY	0- 0	2- 1	2- 1				
0- 1	0- 0	0- 0	NEUTRAL	0- 1	0- 0	0- 0				
3- 8	0- 1	0- 0	NON-CONFERENCE	0- 3	3- 4	3- 1				
2- 1	0- 1	0- 0	HOME	0- 0	2- 0	2- 0				
1- 6	0- 0	0- 0	AWAY	0- 2	1- 4	1- 1				
0- 1	0- 0	0- 0	NEUTRAL	0- 1	0- 0	0- 0				
4- 3	0- 0	0- 0	CONFERENCE	0- 0	4- 3	4- 3				
3- 1	0- 0	0- 0	HOME	0- 0	3- 1	3- 1				
1- 2	0- 0	0- 0	AWAY	0- 0	1- 2	1- 2				
0- 0	0- 0	0- 0	NEUTRAL	0- 0	0- 0	0- 0				

RPI 1-25				RPI 26-50				RPI 51-100				RPI 101+				Team's RPI: 253
RPI	S	Opponent	Score	RPI	S	Opponent	Score	RPI	S	Opponent	Score	RPI	S	Opponent	Score	
4	H	Florida St.	53 96					73	A	Alabama	49 73	158	A	Xavier	67 72	
								83	A	Arkansas	62 79	162	A	Memphis	48 57	
								85	N	North Carolina	63 79	191	A	Louisiana Tech	53 64	
												209	A	Southern U.	44 63	
												213	A	Arkansas St.	56 76	
												256	H	Texas Southern	63 73	
												272	A	Alcorn	75 68	
												283	H	Alabama A&M	78 49	
												290	A	McNeese	75 60	
												293	A	Jackson St.	70 82	
												295	H	Prairie View	81 79	
												310	H	Southeastern La.	61 52	
												316	H	Alabama St.	93 71	
												332	H	La. -Monroe	61 52	
LAST 12 Division I GAMES:																
293	A	Jackson St.	70 82	283	H	Alabama A&M	78 49									
256	H	Texas Southern	63 73	83	A	Arkansas	62 79									
295	H	Prairie View	81 79	162	A	Memphis	48 57									
272	A	Alcorn	75 68	85	N	North Carolina	63 79									
209	A	Southern U.	44 63	213	A	Arkansas St.	56 76									
316	H	Alabama St.	93 71	73	A	Alabama	49 73									

Non-Div I Games:

Grambling

Loss,
Non-Conf,
S Site,
H Home
A Away
N Neutral

Grand Canyon

Through Games Of Jan. 24, 2018

Average RPI Win:	280	WON-LOST	WINNING	LAST 10	STRENGTH OF	OPP. STRENGTH	TEAM	ADJ.	CONF.	ADJ CONF.
Average RPI Loss:	185	RECORD	PCT. RANK	GAMES	SCHEDULE	OF SCHEDULE	RPI	RPI	RPI	RPI
DIV. I ONLY	7- 10	228	6- 3	315	295	279	279	30	30	
DIV. I NON-CONF.	4- 8	239	3- 3	279	288	274	274	30	30	

TOTALS	RPI 1-25	RPI 26-50	W-L RECORDS	RPI 51-100	RPI 101-999	RPI 201+				
7- 10	0- 1	0- 0	OVERALL	0- 0	7- 9	6- 4				
4- 4	0- 1	0- 0	HOME	0- 0	4- 3	4- 2				
3- 6	0- 0	0- 0	AWAY	0- 0	3- 6	2- 2				
0- 0	0- 0	0- 0	NEUTRAL	0- 0	0- 0	0- 0				
4- 8	0- 1	0- 0	NON-CONFERENCE	0- 0	4- 7	3- 2				
2- 3	0- 1	0- 0	HOME	0- 0	2- 2	2- 1				
2- 5	0- 0	0- 0	AWAY	0- 0	2- 5	1- 1				
0- 0	0- 0	0- 0	NEUTRAL	0- 0	0- 0	0- 0				
3- 2	0- 0	0- 0	CONFERENCE	0- 0	3- 2	3- 2				
2- 1	0- 0	0- 0	HOME	0- 0	2- 1	2- 1				
1- 1	0- 0	0- 0	AWAY	0- 0	1- 1	1- 1				
0- 0	0- 0	0- 0	NEUTRAL	0- 0	0- 0	0- 0				

RPI 1-25				RPI 26-50				RPI 51-100				RPI 101+ Team's RPI: 279			
RPI	S	Opponent	Score	RPI	S	Opponent	Score	RPI	S	Opponent	Score	RPI	S	Opponent	Score
16	H	Duke	61 74									111	A	UNLV	47 76
												126	H	Rice	59 69
												134	A	Washington	65 79
												171	A	Cal Poly	69 75
												198	A	Bethune-Cookman	60 69
												199	A	Fla. Atlantic	77 73
												208	H	Seattle U	74 63
												245	A	New Mexico St.	60 64
												247	H	UMKC	59 62
												264	A	Valparaiso	75 80
												269	H	Santa Clara	39 38
												303	H	Southern Utah	59 54
												317	A	UTRGV	65 59
												325	A	Northern Ariz.	72 54
												336	H	Long Beach St.	63 65
												339	H	Chicago St.	64 36
LAST 12 Division I GAMES:															
247	H	UMKC	59 62	303	H	Southern Utah	59 54								
339	H	Chicago St.	64 36	325	A	Northern Ariz.	72 54								
317	A	UTRGV	65 59	134	A	Washington	65 79								
245	A	New Mexico St.	60 64	336	H	Long Beach St.	63 65								
208	H	Seattle U	74 63	198	A	Bethune-Cookman	60 69								
269	H	Santa Clara	39 38	199	A	Fla. Atlantic	77 73								

Non-Div I Games: Arizona Christian 75 51 Benedictine Mesa 67 53

Grand Canyon

Loss,
Non-Conf,
S Site,
H Home
A Away
N Neutral

Average RPI Win:	142	WON-LOST	WINNING	LAST 10	STRENGTH OF	OPP. STRENGTH	TEAM	ADJ.	CONF.	ADJ CONF.
Average RPI Loss:	131	RECORD	PCT. RANK	GAMES	SCHEDULE	OF SCHEDULE	RPI	RPI	RPI	RPI
DIV. I ONLY	17- 2	8	9- 1	48	97	12	12	11	11	
DIV. I NON-CONF.	10- 1	16	4- 0	24	37	6	6	12	12	

TOTALS	RPI 1-25	RPI 26-50	W-L RECORDS	RPI 51-100	RPI 101-999	RPI 201+				
17- 2	1- 1	2- 0	OVERALL	4- 0	10- 1	5- 1				
7- 0	1- 0	1- 0	HOME	2- 0	3- 0	2- 0				
8- 1	0- 0	0- 0	AWAY	2- 0	6- 1	2- 1				
2- 1	0- 1	1- 0	NEUTRAL	0- 0	1- 0	1- 0				
10- 1	1- 1	2- 0	NON-CONFERENCE	2- 0	5- 0	3- 0				
4- 0	1- 0	1- 0	HOME	1- 0	1- 0	1- 0				
4- 0	0- 0	0- 0	AWAY	1- 0	3- 0	1- 0				
2- 1	0- 1	1- 0	NEUTRAL	0- 0	1- 0	1- 0				
7- 1	0- 0	0- 0	CONFERENCE	2- 0	5- 1	2- 1				
3- 0	0- 0	0- 0	HOME	1- 0	2- 0	1- 0				
4- 1	0- 0	0- 0	AWAY	1- 0	3- 1	1- 1				
0- 0	0- 0	0- 0	NEUTRAL	0- 0	0- 0	0- 0				

RPI 1-25				RPI 26-50				RPI 51-100				RPI 101+			
RPI	S	Opponent	Score	RPI	S	Opponent	Score	RPI	S	Opponent	Score	RPI	S	Opponent	Score
3	N	Mississippi St.	46 67	30	H	South Dakota St.	55 41	63	A	Dayton	75 64	101	A	Wright St.	58 51
19	H	Marquette	63 55	32	N	Arizona St.	61 48	84	A	IUPUI	60 34	137	H	Cleveland St.	69 43
								92	H	Milwaukee	52 29	159	A	Oakland	81 48
								97	H	Chattanooga	60 30	186	A	Northwestern	63 57
												190	A	Wisconsin	67 34
												203	N	Columbia	61 43
												217	H	Bradley	72 40
												236	H	Youngstown St.	65 56
												258	A	Northern Ky.	54 62
												285	A	Detroit Mercy	85 27
												291	A	Loyola Chicago	76 39

LAST 12 Division I GAMES:															
159	A	Oakland	81 48	258	A	Northern Ky.	54 62	101	A	Wright St.	58 51	186	A	Northwestern	63 57
285	A	Detroit Mercy	85 27	63	A	Dayton	75 64	217	H	Bradley	72 40	190	A	Wisconsin	67 34
84	A	IUPUI	60 34					291	A	Loyola Chicago	76 39	203	N	Columbia	61 43
137	H	Cleveland St.	69 43									217	H	Bradley	72 40
236	H	Youngstown St.	65 56									236	H	Youngstown St.	65 56
92	H	Milwaukee	52 29									258	A	Northern Ky.	54 62

Non-Div I Games:

Green Bay

H
a
m
p
t
o
n

Hampton			Through Games Of Jan. 24, 2018								
Average RPI	Win:	262	WON-LOST RECORD	WINNING PCT. RANK	LAST 10 GAMES	STRENGTH OF SCHEDULE	OPP. STRENGTH OF SCHEDULE	TEAM RPI	ADJ. RPI	CONF. RPI	ADJ CONF. RPI
Average RPI	Loss:	110									
DIV. I ONLY			7- 10	228	5- 4	197	139	185	185	31	31
DIV. I NON-CONF.			4- 9	249	2- 5	54	56	151	151	31	31

TOTALS		RPI 1-25	RPI 26-50		W-L RECORDS		RPI 51-100	RPI 101-999		RPI 201+	
7- 10		0- 1	0- 1		OVERALL		1- 5	6- 3		6- 1	
3- 1		0- 0	0- 0		HOME		0- 1	3- 0		3- 0	
3- 8		0- 1	0- 1		AWAY		1- 3	2- 3		2- 1	
1- 1		0- 0	0- 0		NEUTRAL		0- 1	1- 0		1- 0	
4- 9		0- 1	0- 1		NON-CONFERENCE		1- 5	3- 2		3- 0	
2- 1		0- 0	0- 0		HOME		0- 1	2- 0		2- 0	
1- 7		0- 1	0- 1		AWAY		1- 3	0- 2		0- 0	
1- 1		0- 0	0- 0		NEUTRAL		0- 1	1- 0		1- 0	
3- 1		0- 0	0- 0		CONFERENCE		0- 0	3- 1		3- 1	
1- 0		0- 0	0- 0		HOME		0- 0	1- 0		1- 0	
2- 1		0- 0	0- 0		AWAY		0- 0	2- 1		2- 1	
0- 0		0- 0	0- 0		NEUTRAL		0- 0	0- 0		0- 0	

H
a
m
p
t
o
n

RPI 1-25				RPI 26-50				RPI 51-100				RPI 101+ Team's RPI: 185			
RPI	S	Opponent	Score	RPI	S	Opponent	Score	RPI	S	Opponent	Score	RPI	S	Opponent	Score
5	A	Oregon	45 87	36	A	Virginia	62 66	55	H	Quinnipiac	58 64	173	A	Temple	56 65
								61	A	TCU	68 90	176	A	Samford	61 66
								82	A	Elon	59 82	203	H	Columbia	60 58
								85	A	North Carolina	70 66	266	N	San Jose St.	81 73
								90	N	Brown	66 73	304	H	Delaware St.	66 62
								97	A	Chattanooga	52 64	312	A	UMES	70 65
												323	H	Old Dominion	50 42
												324	A	South Carolina St.	70 78
												344	A	Savannah St.	81 53

LAST 12 Division I GAMES:															
324	A	South Carolina St.	70 78	176	A	Samford	61 66								
344	A	Savannah St.	81 53	97	A	Chattanooga	52 64								
323	H	Old Dominion	50 42	61	A	TCU	68 90								
304	H	Delaware St.	66 62	173	A	Temple	56 65								
312	A	UMES	70 65	55	H	Quinnipiac	58 64								
203	H	Columbia	60 58	5	A	Oregon	45 87								

Non-Div I Games:

Hampton

Average RPI Win:	245	WON-LOST	WINNING	LAST 10	STRENGTH OF	OPP. STRENGTH	TEAM	ADJ.	CONF.	ADJ CONF.
Average RPI Loss:	107	RECORD	PCT. RANK	GAMES	SCHEDULE	OF SCHEDULE	RPI	RPI	RPI	RPI
DIV. I ONLY	12- 8	114	6- 4	171	229	138	138	20	20	
DIV. I NON-CONF.	8- 5	111	4- 1	129	217	114	114	24	24	

TOTALS	RPI 1-25	RPI 26-50	W-L RECORDS	RPI 51-100	RPI 101-999	RPI 201+				
12- 8	0- 1	0- 1	OVERALL	1- 4	11- 2	9- 1				
6- 3	0- 0	0- 1	HOME	1- 2	5- 0	4- 0				
3- 5	0- 0	0- 0	AWAY	0- 0	3- 1	3- 1				
3- 0	0- 0	0- 0	NEUTRAL	0- 0	3- 0	2- 0				
8- 5	0- 1	0- 1	NON-CONFERENCE	0- 3	8- 0	6- 0				
4- 2	0- 0	0- 1	HOME	0- 1	4- 0	3- 0				
1- 3	0- 1	0- 0	AWAY	0- 2	1- 0	1- 0				
3- 0	0- 0	0- 0	NEUTRAL	0- 0	3- 0	2- 0				
4- 3	0- 0	0- 0	CONFERENCE	1- 1	3- 2	3- 1				
2- 1	0- 0	0- 0	HOME	1- 1	1- 0	1- 0				
2- 2	0- 0	0- 0	AWAY	0- 0	2- 2	2- 1				
0- 0	0- 0	0- 0	NEUTRAL	0- 0	0- 0	0- 0				

RPI 1-25				RPI 26-50				RPI 51-100				RPI 101+				Team's RPI: 138
RPI	S	Opponent	Score	RPI	S	Opponent	Score	RPI	S	Opponent	Score	RPI	S	Opponent	Score	
25	A	Syracuse	63 75	27	H	Villanova	53 71	70	H	Albany (NY)	70 55	127	N	Yale	78 70	
								74	A	Fordham	44 69	175	A	Binghamton	59 64	
								75	H	Maine	44 59	201	H	Siena	71 62	
								85	A	North Carolina	70 90	207	H	Niagara	83 65	
								98	H	Delaware	63 72	215	H	Hofstra	60 49	
												231	A	Stony Brook	75 68	
												281	A	Bryant	59 47	
												283	N	Alabama A&M	56 47	
												294	A	Vermont	47 53	
												314	H	Central Conn. St.	68 52	
												327	H	UMBC	65 54	
												331	N	Charleston So.	62 43	
												349	A	UMass Lowell	81 42	
LAST 12 Division I GAMES:																
294	A	Vermont	47 53	70	H	Albany (NY)	70 55	127	N	Yale	78 70	74	A	Fordham	44 69	
75	H	Maine	44 59	201	H	Siena	71 62	281	A	Bryant	59 47	314	H	Central Conn. St.	68 52	
327	H	UMBC	65 54													
175	A	Binghamton	59 64													
349	A	UMass Lowell	81 42													
231	A	Stony Brook	75 68													

Non-Div I Games:

Hartford

Average RPI	Win:	203	WON-LOST	WINNING	LAST 10	STRENGTH OF	OPP. STRENGTH	TEAM	ADJ.	CONF.	ADJ CONF.
Average RPI	Loss:	82	RECORD	PCT. RANK	GAMES	SCHEDULE	OF SCHEDULE	RPI	RPI	RPI	RPI
DIV. I ONLY		9- 6		114	6- 4	100	121	88	88	9	9
DIV. I NON-CONF.		8- 5		111	7- 3	136	120	86	86	9	9

TOTALS	RPI 1-25		RPI 26-50		W-L RECORDS	RPI 51-100		RPI 101-999		RPI 201+	
9- 6	0- 0		0- 2		OVERALL	0- 2		9- 2		5- 0	
6- 0	0- 0		0- 0		HOME	0- 0		6- 0		3- 0	
1- 5	0- 0		0- 2		AWAY	0- 1		1- 2		0- 0	
2- 1	0- 0		0- 0		NEUTRAL	0- 1		2- 0		2- 0	
8- 5	0- 0		0- 2		NON-CONFERENCE	0- 2		8- 1		5- 0	
5- 0	0- 0		0- 0		HOME	0- 0		5- 0		3- 0	
1- 4	0- 0		0- 2		AWAY	0- 1		1- 1		0- 0	
2- 1	0- 0		0- 0		NEUTRAL	0- 1		2- 0		2- 0	
1- 1	0- 0		0- 0		CONFERENCE	0- 0		1- 1		0- 0	
1- 0	0- 0		0- 0		HOME	0- 0		1- 0		0- 0	
0- 1	0- 0		0- 0		AWAY	0- 0		0- 1		0- 0	
0- 0	0- 0		0- 0		NEUTRAL	0- 0		0- 0		0- 0	

RPI 1-25				RPI 26-50				RPI 51-100				Team's RPI: 88				RPI 101+			
RPI	S	Opponent	Score	RPI	S	Opponent	Score	RPI	S	Opponent	Score	RPI	S	Opponent	Score	RPI	S	Opponent	Score
36	A	Virginia	48 50	63	N	Dayton	66 72	104	A	Dartmouth	56 63	104	A	Dartmouth	76 65	173	A	Temple	64 86
41	A	FGCU	56 65	75	A	Maine	51 76	104	H	Dartmouth	76 65	183	H	Boston U.	80 70	189	A	Northeastern	79 69
												201	H	Siena	75 67	206	H	La Salle	70 61
												224	N	Akron	76 63	230	N	N. C. A&T	64 60
												231	H	Stony Brook	60 53	257	H	Sacred Heart	70 62

Non-Div I Games:

Harvard

Average RPI Win: 249

Average RPI Loss: 141

WON-LOST
RECORDWINNING
PCT. RANKLAST 10
GAMESSTRENGTH OF
SCHEDULEOPP. STRENGTH
OF SCHEDULETEAM
RPIADJ.
RPICONF.
RPIADJ CONF.
RPIDIV. I ONLY
DIV. I NON-CONF.7- 11
6- 6236
1702- 7
2- 3187
142196
137241
179241
17921
2121
21

TOTALS

RPI 1-25

RPI 26-50

W-L RECORDS

RPI 51-100

RPI 101-999

RPI 201+

7- 11

0- 2

0- 2

OVERALL

0- 1

7- 6

5- 3

5- 4

0- 0

0- 2

HOME

0- 0

5- 2

3- 0

2- 5

0- 0

0- 0

AWAY

0- 1

2- 4

2- 3

0- 2

0- 2

0- 0

NEUTRAL

0- 0

0- 0

0- 0

6- 6

0- 2

0- 2

NON-CONFERENCE

0- 0

6- 2

4- 1

4- 3

0- 0

0- 2

HOME

0- 0

4- 1

2- 0

2- 1

0- 0

0- 0

AWAY

0- 0

2- 1

2- 1

0- 2

0- 2

0- 0

NEUTRAL

0- 0

0- 0

0- 0

1- 5

0- 0

0- 0

CONFERENCE

0- 1

1- 4

1- 2

1- 1

0- 0

0- 0

HOME

0- 0

1- 1

1- 0

0- 4

0- 0

0- 0

AWAY

0- 1

0- 3

0- 2

0- 0

0- 0

0- 0

NEUTRAL

0- 0

0- 0

0- 0

RPI 1-25

RPI 26-50

RPI 51-100

RPI 101+

Team's RPI: 241

RPI	S	Opponent	Score
5	N	Oregon	44 85
15	N	Texas A&M	59 103

RPI	S	Opponent	Score
46	H	Purdue	67 79
49	H	Southern Cal i forni a	60 71

RPI	S	Opponent	Score
54	A	UC Davis	52 76

RPI	S	Opponent	Score
143	H	Idaho St.	62 64
170	H	San Diego	64 63
194	A	UC Irvi ne	66 70
194	H	UC Irvi ne	67 74
197	H	Marist	70 63
208	A	Seattle U	73 58
222	H	Montana St.	81 75
233	A	UC Ri versi de	57 79
284	A	Ari zona	65 60
300	A	Cal St. Fullerton	57 69
321	A	Portland	47 76
325	H	Northern Ari z.	84 68
336	H	Long Beach St.	74 66

LAST 12 Division I GAMES:

194	A	UC Irvi ne	66 70	5	N	Oregon	44 85
233	A	UC Ri versi de	57 79	15	N	Texas A&M	59 103
336	H	Long Beach St.	74 66	284	A	Ari zona	65 60
194	H	UC Irvi ne	67 74	143	H	Idaho St.	62 64
54	A	UC Davis	52 76	222	H	Montana St.	81 75
300	A	Cal St. Fullerton	57 69	49	H	Southern Cal i forni a	60 71

Non-Div I Games: Hawai i Paci fi c 67 57

Hawai i

Average RPI Win:	257	WON-LOST	WINNING	LAST 10	STRENGTH OF	OPP. STRENGTH	TEAM	ADJ.	CONF.	ADJ CONF.
Average RPI Loss:	101	RECORD	PCT. RANK	GAMES	SCHEDULE	OF SCHEDULE	RPI	RPI	RPI	RPI
DIV. I ONLY	10- 6	102	8- 2	210	235	119	119	29	29	
DIV. I NON-CONF.	4- 5	202	2- 3	116	79	126	126	29	29	

TOTALS	RPI 1-25	RPI 26-50	W-L RECORDS	RPI 51-100	RPI 101-999	RPI 201+				
10- 6	0- 1	0- 0	OVERALL	0- 3	10- 2	8- 0				
4- 2	0- 0	0- 0	HOME	0- 1	4- 1	4- 0				
6- 4	0- 0	0- 0	AWAY	0- 1	6- 1	4- 0				
0- 0	0- 0	0- 0	NEUTRAL	0- 0	0- 0	0- 0				
4- 5	0- 1	0- 0	NON-CONFERENCE	0- 3	4- 1	2- 0				
1- 2	0- 0	0- 0	HOME	0- 1	1- 1	1- 0				
3- 3	0- 1	0- 0	AWAY	0- 2	3- 0	1- 0				
0- 0	0- 0	0- 0	NEUTRAL	0- 0	0- 0	0- 0				
6- 1	0- 0	0- 0	CONFERENCE	0- 0	6- 1	6- 0				
3- 0	0- 0	0- 0	HOME	0- 0	3- 0	3- 0				
3- 1	0- 0	0- 0	AWAY	0- 0	3- 1	3- 0				
0- 0	0- 0	0- 0	NEUTRAL	0- 0	0- 0	0- 0				

RPI 1-25				RPI 26-50				RPI 51-100				RPI 101+ Team's RPI: 119			
RPI	S	Opponent	Score	RPI	S	Opponent	Score	RPI	S	Opponent	Score	RPI	S	Opponent	Score
16	A	Duke	50 77					71	A	Virginia Tech	63 86	151	H	Davi dson	74 82
								78	A	Ohi o	61 64	172	A	Stetson	69 64
								89	H	UAB	61 77	196	A	Norfol k St.	59 56
												200	A	Radford	47 50
												212	H	Gardner-Webb	83 80
												228	A	UNCG	81 72
												247	A	UNC Asheville	58 45
												249	A	Campbel l	62 53
												259	H	Presbyteri an	81 55
												311	H	Western Caro.	75 69
												343	A	W nthrop	79 58
												348	H	Longwood	62 41
LAST 12 Division I GAMES:															
200	A	Radford	47 50	212	H	Gardner-Webb	83 80	228	A	UNCG	81 72	311	H	Western Caro.	75 69
348	H	Longwood	62 41	259	H	Presbyteri an	81 55	311	H	Davi dson	74 82	343	A	W nthrop	79 58
249	A	Campbel l	62 53	247	A	UNC Asheville	58 45	71	A	Vi rgi ni a Tech	63 86	348	H	Longwood	62 41
343	A	W nthrop	79 58					89	H	UAB	61 77				

Non-Div I Games: N. C. Wesleyan 111 54 Barton 82 69

High Point

Average RPI Win:	259	WON-LOST	WINNING	LAST 10	STRENGTH OF	OPP. STRENGTH	TEAM	ADJ.	CONF.	ADJ CONF.
Average RPI Loss:	147	RECORD	PCT. RANK	GAMES	SCHEDULE	OF SCHEDULE	RPI	RPI	RPI	RPI
DIV. I ONLY	9- 11	202	4- 6	225	277	221	221	15	15	
DIV. I NON-CONF.	5- 6	187	2- 1	281	325	243	243	18	18	

TOTALS	RPI 1-25	RPI 26-50	W-L RECORDS	RPI 51-100	RPI 101-999	RPI 201+				
9- 11	0- 0	0- 0	OVERALL	0- 4	9- 7	6- 3				
3- 7	0- 0	0- 0	HOME	0- 3	3- 4	2- 1				
6- 4	0- 0	0- 0	AWAY	0- 1	6- 3	4- 2				
0- 0	0- 0	0- 0	NEUTRAL	0- 0	0- 0	0- 0				
5- 6	0- 0	0- 0	NON-CONFERENCE	0- 2	5- 4	5- 1				
2- 3	0- 0	0- 0	HOME	0- 1	2- 2	2- 0				
3- 3	0- 0	0- 0	AWAY	0- 1	3- 2	3- 1				
0- 0	0- 0	0- 0	NEUTRAL	0- 0	0- 0	0- 0				
4- 5	0- 0	0- 0	CONFERENCE	0- 2	4- 3	1- 2				
1- 4	0- 0	0- 0	HOME	0- 2	1- 2	0- 1				
3- 1	0- 0	0- 0	AWAY	0- 0	3- 1	1- 1				
0- 0	0- 0	0- 0	NEUTRAL	0- 0	0- 0	0- 0				

RPI	S	Opponent	Score	RPI	S	Opponent	Score	RPI	S	Opponent	Score	RPI	S	Opponent	Score
64	H	American	63 68	70	H	Albany (NY)	56 65	87	H	Navy	58 65	90	A	Brown	78 82
104	H	Dartmouth	74 76	160	H	Bucknell	47 71	178	H	Lehigh	54 49	183	A	Boston U.	60 57
184	H	Boston College	61 70	187	A	Army West Point	70 62	197	A	Marist	74 85	215	A	Hofstra	63 69
220	H	Lafayette	65 69	226	A	Loyola Maryland	60 77	267	A	Rider	83 56	273	A	Colgate	71 64
281	H	Bryant	59 57	294	H	Vermont	64 53	320	A	Rhode Island	69 63	349	A	UMass Lowell	84 56
Team's RPI: 221															

LAST 12 Division I GAMES:															
64	H	American	63 68	178	H	Lehigh	54 49	220	H	Lafayette	65 69	273	A	Colgate	71 64
160	H	Bucknell	47 71	226	A	Loyola Maryland	60 77	294	H	Vermont	64 53	320	A	Rhode Island	69 63
187	A	Army West Point	70 62	349	A	UMass Lowell	84 56								
183	A	Boston U.	60 57												
87	H	Navy	58 65												
226	A	Loyola Maryland	60 77												

Non-Div I Games:

Holy Cross

H
o
u
s
t
o
n

Houston				Through Games Of Jan. 24, 2018													
Average RPI	Win:	170		WON-LOST	WINNING	LAST 10	STRENGTH OF	OPP. STRENGTH	TEAM	ADJ.	CONF.	ADJ CONF.					
Average RPI	Loss:	100		RECORD	PCT. RANK	GAMES	SCHEDULE	OF SCHEDULE	RPI	RPI	RPI	RPI					
DIV. I ONLY		15- 6		65		7- 3	72	87	45	45	8	8					
DIV. I NON-CONF.		11- 3		46		4- 1	94	103	30	30	7	7					

TOTALS		RPI 1-25		RPI 26-50		W-L RECORDS		RPI 51-100		RPI 101-999		RPI 201+					
15- 6		0- 3		0- 0		OVERALL		2- 0		13- 3		4- 1					
6- 2		0- 1		0- 0		HOME		1- 0		5- 1		3- 0					
6- 4		0- 2		0- 0		AWAY		0- 0		6- 2		1- 1					
3- 0		0- 0		0- 0		NEUTRAL		1- 0		2- 0		0- 0					
11- 3		0- 2		0- 0		NON-CONFERENCE		2- 0		9- 1		3- 0					
5- 0		0- 0		0- 0		HOME		1- 0		4- 0		3- 0					
3- 3		0- 2		0- 0		AWAY		0- 0		3- 1		0- 0					
3- 0		0- 0		0- 0		NEUTRAL		1- 0		2- 0		0- 0					
4- 3		0- 1		0- 0		CONFERENCE		0- 0		4- 2		1- 1					
1- 2		0- 1		0- 0		HOME		0- 0		1- 1		0- 0					
3- 1		0- 0		0- 0		AWAY		0- 0		3- 1		1- 1					
0- 0		0- 0		0- 0		NEUTRAL		0- 0		0- 0		0- 0					

RPI 1-25				RPI 26-50		Team's RPI: 45		RPI 51-100			RPI 101+						
RPI	S	Opponent	Score	RPI	S	Opponent	Score	RPI	S	Opponent	Score	RPI	S	Opponent	Score		
1	H	UConn	35 95					92	N	Milwaukee	74 59	107	A	Tulane	98 92		
14	A	Rutgers	57 75					96	H	George Mason	82 73	128	H	ETSU	88 69		
15	A	Texas A&M	65 83									139	H	Cincinnati	82 88		
												148	N	Liberty	75 68		
												153	H	Wichita St.	73 55		
												157	A	Texas St.	72 67		
												173	A	Temple	99 75		
												179	A	UT Arlington	62 58		
												182	A	New Orleans	78 66		
												184	A	Boston College	74 79		
												189	N	Northeastern	72 64		
												203	H	Columbia	77 53		
												216	A	SMU	85 75		
												227	H	Texas Tech	79 75		
												244	A	East Carolina	78 80		
												297	H	Incarnate Word	98 67		

LAST 12 Division I GAMES:																	
244	A	East Carolina	78 80	216	A	SMU	85 75	107	A	Tulane	98 92	128	H	ETSU	88 69		
173	A	Temple	99 75	203	H	Columbia	77 53	96	H	George Mason	82 73	139	H	Cincinnati	82 88		
1	H	UConn	35 95	96	H	George Mason	82 73	297	H	Incarnate Word	98 67	148	N	Liberty	75 68		
139	H	Cincinnati	82 88	98	92	14	A	Rutgers	57 75	153	H	Wichita St.	73 55	157	A	Texas St.	72 67
107	A	Tulane	98 92	128	H	ETSU	88 69					173	A	Temple	99 75		

H
o
u
s
t
o
n

Non-Div I Games:

Houston

Loss, Non-Conf, S Site, H Home A Away N Neutral

Average RPI Win:	314	WON-LOST	WINNING	LAST 10	STRENGTH OF	OPP. STRENGTH	TEAM	ADJ.	CONF.	ADJ CONF.
Average RPI Loss:	199	RECORD	PCT. RANK	GAMES	SCHEDULE	OF SCHEDULE	RPI	RPI	RPI	RPI
DIV. I ONLY	2- 12	321	2- 8	297	332	322	322	25	25	
DIV. I NON-CONF.	0- 6	337	0- 2	64	336	306	306	25	25	

TOTALS	RPI 1-25	RPI 26-50	W-L RECORDS	RPI 51-100	RPI 101-999	RPI 201+				
2- 12	0- 0	0- 1	OVERALL	0- 0	2- 11	2- 5				
0- 4	0- 0	0- 0	HOME	0- 0	0- 4	0- 3				
2- 8	0- 0	0- 1	AWAY	0- 0	2- 7	2- 2				
0- 0	0- 0	0- 0	NEUTRAL	0- 0	0- 0	0- 0				
0- 6	0- 0	0- 1	NON-CONFERENCE	0- 0	0- 5	0- 1				
0- 0	0- 0	0- 0	HOME	0- 0	0- 0	0- 0				
0- 6	0- 0	0- 1	AWAY	0- 0	0- 5	0- 1				
0- 0	0- 0	0- 0	NEUTRAL	0- 0	0- 0	0- 0				
2- 6	0- 0	0- 0	CONFERENCE	0- 0	2- 6	2- 4				
0- 4	0- 0	0- 0	HOME	0- 0	0- 4	0- 3				
2- 2	0- 0	0- 0	AWAY	0- 0	2- 2	2- 1				
0- 0	0- 0	0- 0	NEUTRAL	0- 0	0- 0	0- 0				

RPI 1-25				RPI 26-50				RPI 51-100				RPI 101+ Team's RPI: 322			
RPI	S	Opponent	Score	RPI	S	Opponent	Score	RPI	S	Opponent	Score	RPI	S	Opponent	Score
				28	A	South Fla.	43 90					126	A	Rice	45 67
												130	A	UTEP	62 69
												142	H	Lamar University	51 79
												177	A	Oral Roberts	56 78
												182	A	New Orleans	52 70
												191	A	Louisiana Tech	62 85
												218	A	Abilene Christian	68 80
												260	H	Nicholls St.	61 73
												290	H	McNeese	74 86
												297	A	Incarnate Word	58 56
												310	H	Southeastern La.	61 76
												330	A	Sam Houston St.	69 61
												332	A	La. -Monroe	73 77

LAST 12 Division I GAMES:															
				297	A	Incarnate Word	58 56	182	A	New Orleans	52 70				
				290	H	McNeese	74 86	142	H	Lamar University	51 79				
				310	H	Southeastern La.	61 76	191	A	Louisiana Tech	62 85				
				330	A	Sam Houston St.	69 61	332	A	La. -Monroe	73 77				
				218	A	Abilene Christian	68 80	130	A	UTEP	62 69				
				260	H	Nicholls St.	61 73	177	A	Oral Roberts	56 78				

Non-Div I Games: LeTourneau 88 43 Paul Quinn 74 54 Jarvis Christian 78 30 Huston-Tillotson 76 72 Houston Baptist

Average RPI Win:	299	WON-LOST	WINNING	LAST 10	STRENGTH OF	OPP. STRENGTH	TEAM	ADJ.	CONF.	ADJ CONF.
Average RPI Loss:	159	RECORD	PCT. RANK	GAMES	SCHEDULE	OF SCHEDULE	RPI	RPI	RPI	RPI
DIV. I ONLY	7- 12	249	4- 5	140	347	238	238	31	31	
DIV. I NON-CONF.	4- 9	249	1- 4	42	324	213	213	31	31	

TOTALS	RPI 1-25	RPI 26-50	W-L RECORDS	RPI 51-100	RPI 101-999	RPI 201+				
7- 12	0- 2	0- 0	OVERALL	0- 2	7- 8	7- 3				
5- 4	0- 0	0- 0	HOME	0- 1	5- 3	5- 1				
2- 8	0- 0	0- 0	AWAY	0- 0	2- 1	2- 1				
0- 0	0- 0	0- 0	NEUTRAL	0- 0	0- 0	0- 0				
4- 9	0- 2	0- 0	NON-CONFERENCE	0- 2	4- 5	4- 1				
4- 2	0- 0	0- 0	HOME	0- 1	4- 1	4- 0				
0- 7	0- 2	0- 0	AWAY	0- 1	0- 4	0- 1				
0- 0	0- 0	0- 0	NEUTRAL	0- 0	0- 0	0- 0				
3- 3	0- 0	0- 0	CONFERENCE	0- 0	3- 3	3- 2				
1- 2	0- 0	0- 0	HOME	0- 0	1- 2	1- 1				
2- 1	0- 0	0- 0	AWAY	0- 0	2- 1	2- 1				
0- 0	0- 0	0- 0	NEUTRAL	0- 0	0- 0	0- 0				

RPI 1-25				RPI 26-50				RPI 51-100				RPI 101+ Team's RPI: 238			
RPI	S	Opponent	Score	RPI	S	Opponent	Score	RPI	S	Opponent	Score	RPI	S	Opponent	Score
20	A	Georgia	47 87					79	A	Mercer	44 70	139	A	Cincinnati	53 87
24	A	Maryland	49 111					90	H	Brown	81 85	146	H	William & Mary	71 83
												150	A	Georgetown	41 93
												198	H	Bethune-Cookman	55 59
												201	A	Siena	61 72
												230	H	N. C. A&T	68 76
												249	H	Campbell	63 61
												276	H	St. Francis Brooklyn	72 69
												278	H	FIU	69 62
												289	H	Fairleigh Dickinson	68 65
												294	A	Vermont	65 88
												324	A	South Carolina St.	68 58
												334	A	Florida A&M	59 74
												335	H	N. C. Central	69 54
												344	A	Savannah St.	87 59
LAST 12 Division I GAMES:															
230	H	N. C. A&T	68 76	90	H	Brown	81 85	249	H	Campbell	63 61				
335	H	N. C. Central	69 54	79	A	Mercer	44 70	20	A	Georgia	47 87				
344	A	Savannah St.	87 59	139	A	Cincinnati	53 87	276	H	St. Francis Brooklyn	72 69				
324	A	South Carolina St.	68 58												
198	H	Bethune-Cookman	55 59												
334	A	Florida A&M	59 74												

Non-Div I Games:

Howard

Average RPI Win:	209	WON-LOST	WINNING	LAST 10	STRENGTH OF	OPP. STRENGTH	TEAM	ADJ.	CONF.	ADJ CONF.
Average RPI Loss:	51	RECORD	PCT. RANK	GAMES	SCHEDULE	OF SCHEDULE	RPI	RPI	RPI	RPI
DIV. I ONLY	14- 4	38	8- 2	249	84	84	84	11	11	
DIV. I NON-CONF.	7- 3	74	2- 2	266	31	89	89	12	12	

TOTALS	RPI 1-25	RPI 26-50	W-L RECORDS	RPI 51-100	RPI 101-999	RPI 201+				
14- 4	0- 1	0- 2	OVERALL	2- 0	12- 1	7- 0				
3- 2	0- 1	0- 0	HOME	0- 0	3- 1	2- 0				
10- 2	0- 0	0- 2	AWAY	1- 0	9- 0	5- 0				
1- 0	0- 0	0- 0	NEUTRAL	1- 0	0- 0	0- 0				
7- 3	0- 0	0- 2	NON-CONFERENCE	2- 0	5- 1	3- 0				
1- 1	0- 0	0- 0	HOME	0- 0	1- 1	1- 0				
5- 2	0- 0	0- 2	AWAY	1- 0	4- 0	2- 0				
1- 0	0- 0	0- 0	NEUTRAL	1- 0	0- 0	0- 0				
7- 1	0- 1	0- 0	CONFERENCE	0- 0	7- 0	4- 0				
2- 1	0- 1	0- 0	HOME	0- 0	2- 0	1- 0				
5- 0	0- 0	0- 0	AWAY	0- 0	5- 0	3- 0				
0- 0	0- 0	0- 0	NEUTRAL	0- 0	0- 0	0- 0				

RPI	S	Opponent	Score	RPI	S	Opponent	Score	RPI	S	Opponent	Score	RPI	S	Opponent	Score
12	H	Green Bay	34 60	29	A	DePaul	71 85	51	N	Wyomi ng	65 59	101	A	Wright St.	64 61
				50	A	UCF	59 63	78	A	Ohi o	76 52	114	H	Mi ami (OH)	83 96
												137	A	Clevel and St.	77 64
												159	H	Oakland	80 64
												162	A	Memphi s	80 57
												188	A	UNI	54 48
												236	A	Youngstown St.	65 43
												258	A	Northern Ky.	71 35
												282	H	Indi ana St.	86 57
												285	H	Detroi t Mercy	90 62
												326	A	Tennessee Tech	68 54
												329	A	III. -Chi cago	82 46
												333	A	Ga. Southern	72 52
LAST 12 Division I GAMES:															
101	A	Wright St.	64 61	137	A	Clevel and St.	77 64	329	A	III. -Chi cago	82 46	29	A	DePaul	71 85
258	A	Northern Ky.	71 35	326	A	Tennessee Tech	68 54	333	A	Ga. Southern	72 52	114	H	Mi ami (OH)	83 96
12	H	Green Bay	34 60	101	A	Wright St.	64 61	329	A	III. -Chi cago	82 46	29	A	DePaul	71 85
159	H	Oakland	80 64	137	A	Clevel and St.	77 64	333	A	Ga. Southern	72 52	114	H	Mi ami (OH)	83 96
285	H	Detroit Mercy	90 62	159	H	Oakland	80 64	326	A	Tennessee Tech	68 54	101	A	Wright St.	64 61
236	A	Youngstown St.	65 43	285	H	Detroit Mercy	90 62	333	A	Ga. Southern	72 52	114	H	Mi ami (OH)	83 96

Non-Div I Games: Georgetown (KY) 85 52

IUPUI

Average RPI Win:	229	WON-LOST	WINNING	LAST 10	STRENGTH OF	OPP. STRENGTH	TEAM	ADJ.	CONF.	ADJ CONF.
Average RPI Loss:	122	RECORD	PCT. RANK	GAMES	SCHEDULE	OF SCHEDULE	RPI	RPI	RPI	RPI
DIV. I ONLY	7- 10	228	4- 5	166	109	211	211	19	19	
DIV. I NON-CONF.	3- 7	254	1- 3	51	95	166	166	15	15	

TOTALS	RPI 1-25	RPI 26-50	W-L RECORDS	RPI 51-100	RPI 101-999	RPI 201+				
7- 10	0- 1	0- 2	OVERALL	0- 2	7- 5	4- 4				
4- 4	0- 0	0- 1	HOME	0- 1	4- 2	3- 1				
3- 5	0- 0	0- 0	AWAY	0- 0	3- 0	1- 0				
0- 1	0- 0	0- 0	NEUTRAL	0- 1	0- 0	0- 0				
3- 7	0- 1	0- 1	NON-CONFERENCE	0- 2	3- 3	2- 2				
1- 3	0- 0	0- 0	HOME	0- 1	1- 2	1- 1				
2- 3	0- 1	0- 1	AWAY	0- 0	2- 1	1- 1				
0- 1	0- 0	0- 0	NEUTRAL	0- 1	0- 0	0- 0				
4- 3	0- 0	0- 1	CONFERENCE	0- 0	4- 2	2- 2				
3- 1	0- 0	0- 1	HOME	0- 0	3- 0	2- 0				
1- 2	0- 0	0- 0	AWAY	0- 0	1- 2	0- 2				
0- 0	0- 0	0- 0	NEUTRAL	0- 0	0- 0	0- 0				

RPI 1-25				RPI 26-50				RPI 51-100				RPI 101+				Team's RPI: 211
RPI	S	Opponent	Score	RPI	S	Opponent	Score	RPI	S	Opponent	Score	RPI	S	Opponent	Score	
6	A	Ohio St.	56 99	32	A	Arizona St.	33 77	51	H	Wyoming	64 70	134	H	Washington	69 81	
				39	H	Northern Colo.	72 78	61	N	TCU	76 86	141	H	North Dakota	80 75	
												144	A	Portland St.	101 90	
												169	A	Colorado St.	83 69	
												202	A	Eastern Wash.	64 71	
												208	H	Seattle U	60 68	
												218	A	Abilene Christian	72 82	
												223	A	CSUN	80 75	
												271	A	Sacramento St.	64 79	
												300	H	Cal St. Fullerton	80 60	
												303	H	Southern Utah	74 51	
												325	H	Northern Ariz.	83 68	
LAST 12 Division I GAMES:																
325	H	Northern Ariz.	83 68	141	H	North Dakota	80 75									
303	H	Southern Utah	74 51	32	A	Arizona St.	33 77									
202	A	Eastern Wash.	64 71	208	H	Seattle U	60 68									
144	A	Portland St.	101 90	51	H	Wyoming	64 70									
271	A	Sacramento St.	64 79	300	H	Cal St. Fullerton	80 60									
39	H	Northern Colo.	72 78	134	H	Washington	69 81									

Non-Div I Games: Eastern Ore. 84 70

Idaho

Average RPI Win:	227	WON-LOST	WINNING	LAST 10	STRENGTH OF	OPP. STRENGTH	TEAM	ADJ.	CONF.	ADJ CONF.
Average RPI Loss:	134	RECORD	PCT. RANK	GAMES	SCHEDULE	OF SCHEDULE	RPI	RPI	RPI	RPI
DIV. I ONLY	10- 6	102	6- 3	296	134	143	143	19	19	
DIV. I NON-CONF.	6- 3	87	2- 2	280	134	98	98	15	15	

TOTALS	RPI 1-25	RPI 26-50	W-L RECORDS	RPI 51-100	RPI 101-999	RPI 201+				
10- 6	0- 0	0- 1	OVERALL	0- 2	10- 3	6- 2				
2- 2	0- 0	0- 1	HOME	0- 0	2- 1	1- 0				
8- 4	0- 0	0- 0	AWAY	0- 0	8- 0	5- 0				
0- 0	0- 0	0- 0	NEUTRAL	0- 0	0- 0	0- 0				
6- 3	0- 0	0- 0	NON-CONFERENCE	0- 2	6- 1	4- 1				
1- 0	0- 0	0- 0	HOME	0- 0	1- 0	1- 0				
5- 3	0- 0	0- 0	AWAY	0- 2	5- 1	3- 1				
0- 0	0- 0	0- 0	NEUTRAL	0- 0	0- 0	0- 0				
4- 3	0- 0	0- 1	CONFERENCE	0- 0	4- 2	2- 1				
1- 2	0- 0	0- 1	HOME	0- 0	1- 1	0- 0				
3- 1	0- 0	0- 0	AWAY	0- 0	3- 1	2- 1				
0- 0	0- 0	0- 0	NEUTRAL	0- 0	0- 0	0- 0				

RPI 1-25				RPI 26-50				RPI 51-100				RPI 101+				Team's RPI: 143
RPI	S	Opponent	Score	RPI	S	Opponent	Score	RPI	S	Opponent	Score	RPI	S	Opponent	Score	
				39	H	Northern Colo.	57 63	51	A	Wyoming	53 61	134	A	Washington	79 59	
								69	A	Washington St.	55 72	140	H	Weber St.	70 76	
												141	H	North Dakota	57 46	
												144	A	Portland St.	88 59	
												194	A	UC Irvine	78 72	
												204	A	Pepperdine	74 80	
												208	A	Seattle U	74 69	
												241	A	Hawaii	64 62	
												271	A	Sacramento St.	85 71	
												301	A	Utah Valley	70 58	
												303	A	Southern Utah	70 76	
												306	H	Utah St.	64 44	
												325	A	Northern Ari z.	75 55	

LAST 12 Division I GAMES:																
				271	A	Sacramento St.	85 71	140	H	Weber St.	70 76					
				144	A	Portland St.	88 59	301	A	Utah Valley	70 58					
				39	H	Northern Colo.	57 63	241	A	Hawaii	64 62					
				141	H	North Dakota	57 46	51	A	Wyoming	53 61					
				325	A	Northern Ari z.	75 55	69	A	Washington St.	55 72					
				303	A	Southern Utah	70 76	306	H	Utah St.	64 44					

Non-Div I Games: Westminster (UT) 83 45 Col. of Idaho 89 32

Idaho St.

Average RPI Win:	274	WON-LOST	WINNING	LAST 10	STRENGTH OF	OPP. STRENGTH	TEAM	ADJ.	CONF.	ADJ CONF.
Average RPI Loss:	202	RECORD	PCT. RANK	GAMES	SCHEDULE	OF SCHEDULE	RPI	RPI	RPI	RPI
DIV. I ONLY	5- 12	281	1- 9	333	288	329	329	11	11	
DIV. I NON-CONF.	5- 4	146	3- 1	344	344	312	312	12	12	
<hr/>										
TOTALS	RPI 1-25	RPI 26-50	W-L RECORDS	RPI 51-100	RPI 101-999	RPI 201+				
5- 12	0- 0	0- 0	OVERALL	0- 2	5- 10	5- 7				
4- 6	0- 0	0- 0	HOME	0- 2	4- 4	4- 3				
1- 6	0- 0	0- 0	AWAY	0- 0	1- 6	1- 4				
0- 0	0- 0	0- 0	NEUTRAL	0- 0	0- 0	0- 0				
5- 4	0- 0	0- 0	NON-CONFERENCE	0- 0	5- 4	5- 4				
4- 2	0- 0	0- 0	HOME	0- 0	4- 2	4- 2				
1- 2	0- 0	0- 0	AWAY	0- 0	1- 2	1- 2				
0- 0	0- 0	0- 0	NEUTRAL	0- 0	0- 0	0- 0				
0- 8	0- 0	0- 0	CONFERENCE	0- 2	0- 6	0- 3				
0- 4	0- 0	0- 0	HOME	0- 2	0- 2	0- 1				
0- 4	0- 0	0- 0	AWAY	0- 0	0- 4	0- 2				
0- 0	0- 0	0- 0	NEUTRAL	0- 0	0- 0	0- 0				

RPI 1-25				RPI 26-50				RPI 51-100				RPI 101+				Team's RPI: 329
RPI	S	Opponent	Score	RPI	S	Opponent	Score	RPI	S	Opponent	Score	RPI	S	Opponent	Score	
								84	H	IUPUI	46 82	101	A	Wright St.	50 60	
								92	H	Milwaukee	53 76	137	A	Cleveland St.	67 70	
												159	H	Oakland	63 67	
												214	H	Eastern Mich.	73 70	
												217	A	Bradley	48 58	
												219	H	North Texas	70 67	
												236	A	Youngstown St.	63 76	
												258	A	Northern Ky.	53 61	
												269	H	Santa Clara	36 45	
												282	H	Indiana St.	55 46	
												285	H	Detroit Mercy	58 61	
												291	A	Loyola Chicago	55 57	
												293	H	Jackson St.	63 76	
												308	A	Fort Wayne	67 51	
												347	H	Evansville	96 77	
<hr/>																
LAST 12 Division I GAMES:																
258	A	Northern Ky.	53 61	236	A	Youngstown St.	63 76									
101	A	Wright St.	50 60	84	H	IUPUI	46 82									
92	H	Milwaukee	53 76	291	A	Loyola Chicago	55 57									
285	H	Detroit Mercy	58 61	219	H	North Texas	70 67									
159	H	Oakland	63 67	347	H	Evansville	96 77									
137	A	Cleveland St.	67 70	214	H	Eastern Mich.	73 70									

Non-Div I Games: Bethel (IN) 66 46 Ind.-Northwest 74 56

Average RPI	Win: 242	WON-LOST RECORD	WINNING PCT. RANK	LAST 10 GAMES	STRENGTH OF SCHEDULE	OPP. STRENGTH OF SCHEDULE	TEAM RPI	ADJ. RPI	CONF. RPI	ADJ CONF. RPI
Average RPI	Loss: 58									
DIV. I ONLY	9- 13	235	1- 9	68	72	165	165	3	3	
DIV. I NON-CONF.	9- 5	99	3- 1	206	149	133	133	4	4	

TOTALS	RPI 1-25	RPI 26-50	W-L RECORDS	RPI 51-100	RPI 101-999	RPI 201+				
9- 13	0- 4	0- 3	OVERALL	0- 4	9- 2	6- 0				
6- 6	0- 0	0- 2	HOME	0- 2	6- 2	6- 0				
1- 7	0- 4	0- 1	AWAY	0- 2	1- 0	0- 0				
2- 0	0- 0	0- 0	NEUTRAL	0- 0	2- 0	0- 0				
9- 5	0- 1	0- 1	NON-CONFERENCE	0- 2	9- 1	6- 0				
6- 2	0- 0	0- 0	HOME	0- 1	6- 1	6- 0				
1- 3	0- 1	0- 1	AWAY	0- 1	1- 0	0- 0				
2- 0	0- 0	0- 0	NEUTRAL	0- 0	2- 0	0- 0				
0- 8	0- 3	0- 2	CONFERENCE	0- 2	0- 1	0- 0				
0- 4	0- 0	0- 2	HOME	0- 1	0- 1	0- 0				
0- 4	0- 3	0- 0	AWAY	0- 1	0- 0	0- 0				
0- 0	0- 0	0- 0	NEUTRAL	0- 0	0- 0	0- 0				

RPI	S	Opponent	Score	RPI	S	Opponent	Score	RPI	S	Opponent	Score	RPI	S	Opponent	Score	Team's RPI: 165
11	A	Missouri	55 72	31	H	Iowa	71 84	56	H	Nebraska	72 80	110	H	Western Ill.	67 77	
14	A	Rutgers	37 76	41	A	FGCU	61 85	68	A	New Mexico	68 97	153	N	Wichita St.	68 67	
23	A	Michigan	42 86	42	H	Michigan St.	55 67	71	H	Virginia Tech	49 96	162	A	Memphis	63 47	
24	A	Maryland	65 100					80	A	Penn St.	59 68	186	H	Northwestern	59 74	
												194	N	UC Irvine	65 59	
												217	H	Bradley	74 62	
												235	H	Austin Peay	59 47	
												282	H	Indiana St.	81 52	
												285	H	Detroit Mercy	73 65	
												308	H	Fort Wayne	64 50	
												339	H	Chicago St.	66 56	

LAST 12 Division I GAMES:																
80	A	Penn St.	59 68	186	H	Northwestern	59 74	24	A	Maryland	65 100	11	A	Missouri	55 72	
23	A	Michigan	42 86	24	A	Maryland	65 100	235	H	Austin Peay	59 47					
42	H	Michigan St.	55 67	11	A	Missouri	55 72	285	H	Detroit Mercy	73 65					
56	H	Nebraska	72 80	282	H	Indiana St.	81 52									
31	H	Iowa	71 84													
14	A	Rutgers	37 76													

Non-Div I Games:

Illinois

Average RPI Win:	239	WON-LOST	WINNING	LAST 10	STRENGTH OF	OPP. STRENGTH	TEAM	ADJ.	CONF.	ADJ CONF.
Average RPI Loss:	174	RECORD	PCT. RANK	GAMES	SCHEDULE	OF SCHEDULE	RPI	RPI	RPI	RPI

DIV. I ONLY	8- 10	208	4- 6	288	249	255	255	24	24
DIV. I NON-CONF.	6- 5	153	3- 2	208	239	187	187	22	22
TOTALS	RPI 1-25	RPI 26-50	W-L RECORDS	RPI 51-100	RPI 101-999	RPI 201+			
8- 10	0- 0	0- 0	OVERALL	0- 3	8- 7	5- 4			
5- 4	0- 0	0- 0	HOME	0- 1	5- 3	3- 1			
2- 6	0- 0	0- 0	AWAY	0- 0	2- 1	2- 1			
1- 0	0- 0	0- 0	NEUTRAL	0- 0	1- 0	0- 0			
6- 5	0- 0	0- 0	NON-CONFERENCE	0- 3	6- 2	4- 0			
4- 2	0- 0	0- 0	HOME	0- 1	4- 1	3- 0			
1- 3	0- 0	0- 0	AWAY	0- 2	1- 1	1- 0			
1- 0	0- 0	0- 0	NEUTRAL	0- 0	1- 0	0- 0			
2- 5	0- 0	0- 0	CONFERENCE	0- 0	2- 5	1- 4			
1- 2	0- 0	0- 0	HOME	0- 0	1- 2	0- 1			
1- 3	0- 0	0- 0	AWAY	0- 0	1- 3	1- 3			
0- 0	0- 0	0- 0	NEUTRAL	0- 0	0- 0	0- 0			

RPI 1-25	RPI 26-50	RPI 51-100	RPI 101+ Team's RPI: 255
RPI S Opponent Score	RPI S Opponent Score	RPI S Opponent Score	RPI S Opponent Score
		81 H Butler 45 56	117 H Missouri St. 50 56
		92 A Milwaukee 59 61	137 H Cleveland St. 47 56
		96 A George Mason 37 56	152 H SIUE 62 47
			159 A Oakland 43 64
			167 H Southern Ill. 49 46
			189 N Northeastern 65 55
			214 H Eastern Mich. 65 56
			217 H Bradley 42 62
			247 H UMKC 64 53
			258 H Northern Ky. 49 37
			264 A Valparaiso 50 56
			282 A Indiana St. 49 52
			291 A Loyola Chicago 59 62
			336 A Long Beach St. 59 51
			347 A Evansville 67 43
LAST 12 Division I GAMES:			
282 A Indiana St. 49 52	217 H Bradley 42 62		
347 A Evansville 67 43	189 N Northeastern 65 55		
167 H Southern Ill. 49 46	336 A Long Beach St. 59 51		
117 H Missouri St. 50 56	137 H Cleveland St. 47 56		
291 A Loyola Chicago 59 62	214 H Eastern Mich. 65 56		
264 A Valparaiso 50 56	92 A Milwaukee 59 61		

Non-Div I Games:

Illinois St.

Average RPI Win:	295	WON-LOST	WINNING	LAST 10	STRENGTH OF	OPP. STRENGTH	TEAM	ADJ.	CONF.	ADJ CONF.
Average RPI Loss:	158	RECORD	PCT. RANK	GAMES	SCHEDULE	OF SCHEDULE	RPI	RPI	RPI	RPI
DIV. I ONLY	2- 16	331	2- 8	131	319	297	297	25	25	
DIV. I NON-CONF.	0- 10	337	0- 4	25	300	278	278	25	25	

TOTALS	RPI 1-25	RPI 26-50	W-L RECORDS	RPI 51-100	RPI 101-999	RPI 201+				
2- 16	0- 0	0- 1	OVERALL	0- 4	2- 11	2- 4				
1- 6	0- 0	0- 0	HOME	0- 2	1- 4	1- 3				
1- 10	0- 0	0- 0	AWAY	0- 0	1- 2	1- 0				
0- 0	0- 0	0- 0	NEUTRAL	0- 0	0- 0	0- 0				
0- 10	0- 0	0- 1	NON-CONFERENCE	0- 3	0- 6	0- 2				
0- 3	0- 0	0- 0	HOME	0- 1	0- 2	0- 1				
0- 7	0- 0	0- 1	AWAY	0- 2	0- 4	0- 1				
0- 0	0- 0	0- 0	NEUTRAL	0- 0	0- 0	0- 0				
2- 6	0- 0	0- 0	CONFERENCE	0- 1	2- 5	2- 2				
1- 3	0- 0	0- 0	HOME	0- 1	1- 2	1- 2				
1- 3	0- 0	0- 0	AWAY	0- 0	1- 3	1- 0				
0- 0	0- 0	0- 0	NEUTRAL	0- 0	0- 0	0- 0				

RPI 1-25				RPI 26-50				RPI 51-100				RPI 101+ Team's RPI: 297			
RPI	S	Opponent	Score	RPI	S	Opponent	Score	RPI	S	Opponent	Score	RPI	S	Opponent	Score
				45	A	Houston	67 98	60	A	Oklahoma St.	35 86	112	A	SFA	49 60
								66	A	Utah	31 90	126	A	Rice	43 60
								94	H	South Dakota	51 81	140	A	Weber St.	55 79
								95	H	Central Ark.	35 57	142	A	Lamar University	54 77
												157	H	Texas St.	33 74
												179	A	UT Arlington	48 61
												182	A	New Orleans	50 52
												227	A	Texas Tech	54 80
												260	H	Nicholls St.	64 62
												290	H	McNeese	57 66
												296	H	Massachusetts	45 64
												322	H	Houston Baptist	56 58
												330	A	Sam Houston St.	56 49
LAST 12 Division I GAMES:															
				322	H	Houston Baptist	56 58	260	H	Nicholls St.	64 62				
				182	A	New Orleans	50 52	290	H	McNeese	57 66				
				142	A	Lamar University	54 77	227	A	Texas Tech	54 80				
				112	A	SFA	49 60	45	A	Houston	67 98				
				95	H	Central Ark.	35 57	126	A	Rice	43 60				
				330	A	Sam Houston St.	56 49	94	H	South Dakota	51 81				

Non-Div I Games: Mary Hardin-Baylor 76 58

Incarnate Word

Average RPI Win:	266	WON-LOST	WINNING	LAST 10	STRENGTH OF	OPP. STRENGTH	TEAM	ADJ.	CONF.	ADJ CONF.
Average RPI Loss:	139	RECORD	PCT. RANK	GAMES	SCHEDULE	OF SCHEDULE	RPI	RPI	RPI	RPI
DIV. I ONLY	4- 13	298	3- 7	139	204	282	282	24	24	
DIV. I NON-CONF.	1- 9	318	0- 5	75	195	275	275	22	22	

TOTALS	RPI 1-25	RPI 26-50	W-L RECORDS	RPI 51-100	RPI 101-999	RPI 201+				
4- 13	0- 0	0- 1	OVERALL	0- 3	4- 9	4- 1				
3- 7	0- 0	0- 1	HOME	0- 1	3- 5	3- 0				
0- 5	0- 0	0- 0	AWAY	0- 1	0- 4	0- 1				
1- 1	0- 0	0- 0	NEUTRAL	0- 1	1- 0	1- 0				
1- 9	0- 0	0- 1	NON-CONFERENCE	0- 3	1- 5	1- 1				
0- 5	0- 0	0- 1	HOME	0- 1	0- 3	0- 0				
0- 3	0- 0	0- 0	AWAY	0- 1	0- 2	0- 1				
1- 1	0- 0	0- 0	NEUTRAL	0- 1	1- 0	1- 0				
3- 4	0- 0	0- 0	CONFERENCE	0- 0	3- 4	3- 0				
3- 2	0- 0	0- 0	HOME	0- 0	3- 2	3- 0				
0- 2	0- 0	0- 0	AWAY	0- 0	0- 2	0- 0				
0- 0	0- 0	0- 0	NEUTRAL	0- 0	0- 0	0- 0				

RPI	S	Opponent	Score	RPI	S	Opponent	Score	RPI	S	Opponent	Score	RPI	S	Opponent	Score	Team's RPI: 282
38	H	Central Mich.	67 77	81	H	Butler	51 60	114	H	Miami (OH)	56 68	115	A	Drake	64 85	
				84	A	IUPUI	57 86	116	H	Saint Louis	59 60	117	H	Missouri St.	63 77	
				94	N	South Dakota	59 71	165	A	Illinois	52 81	167	H	Southern Ill.	45 64	
								188	A	UNI	53 59	199	H	Fla. Atlantic	58 66	
								217	H	Bradley	65 50	243	N	Montana	57 45	
								255	H	Illinois St.	52 49	329	A	Ill.-Chicago	46 55	
								347	H	Evansville	56 48	347	H	Evansville	56 48	
LAST 12 Division I GAMES:																
255	H	Illinois St.	52 49	117	H	Missouri St.	63 77									
217	H	Bradley	65 50	81	H	Butler	51 60									
188	A	UNI	53 59	114	H	Miami (OH)	56 68									
115	A	Drake	64 85	38	H	Central Mich.	67 77									
347	H	Evansville	56 48	165	A	Illinois	52 81									
167	H	Southern Ill.	45 64	329	A	Ill.-Chicago	46 55									

Non-Div I Games: Missouri S&T 84 51

Indiana St.

Average RPI Win:	0	WON-LOST	WINNING	LAST 10	STRENGTH OF	OPP. STRENGTH	TEAM	ADJ.	CONF.	ADJ CONF.
Average RPI Loss:	187	RECORD	PCT. RANK	GAMES	SCHEDULE	OF SCHEDULE	RPI	RPI	RPI	RPI
DIV. I ONLY	0- 19	346	0- 10	209	266	337	337	27	27	
DIV. I NON-CONF.	0- 11	337	0- 4	90	281	314	314	26	26	

TOTALS	RPI 1-25	RPI 26-50	W-L RECORDS	RPI 51-100	RPI 101-999	RPI 201+				
0- 19	0- 0	0- 0	OVERALL	0- 4	0- 15	0- 9				
0- 9	0- 0	0- 0	HOME	0- 2	0- 7	0- 3				
0- 10	0- 0	0- 0	AWAY	0- 2	0- 8	0- 6				
0- 0	0- 0	0- 0	NEUTRAL	0- 0	0- 0	0- 0				
0- 11	0- 0	0- 0	NON-CONFERENCE	0- 3	0- 8	0- 4				
0- 5	0- 0	0- 0	HOME	0- 1	0- 4	0- 1				
0- 6	0- 0	0- 0	AWAY	0- 2	0- 4	0- 3				
0- 0	0- 0	0- 0	NEUTRAL	0- 0	0- 0	0- 0				
0- 8	0- 0	0- 0	CONFERENCE	0- 1	0- 7	0- 5				
0- 4	0- 0	0- 0	HOME	0- 1	0- 3	0- 2				
0- 4	0- 0	0- 0	AWAY	0- 0	0- 4	0- 3				
0- 0	0- 0	0- 0	NEUTRAL	0- 0	0- 0	0- 0				

RPI 1-25				RPI 26-50				RPI 51-100				RPI 101+				Team's RPI: 337
RPI	S	Opponent	Score	RPI	S	Opponent	Score	RPI	S	Opponent	Score	RPI	S	Opponent	Score	
								55	H	Qui nni pi ac	38 74	118	A	Jacksonville	62 71	
								59	A	Duquesne	59 80	122	H	Kansas	58 72	
								67	H	Toledo	57 74	160	H	Bucknel l	53 60	
								74	A	Fordham	48 78	173	H	Temple	54 59	
												201	A	Si ena	51 64	
												201	H	Si ena	48 70	
												207	A	Ni agara	59 73	
												215	H	Hofstra	43 68	
												231	A	Stony Brook	46 63	
												232	A	Manhattan	63 67	
												276	A	St. Francis Brooklyn	63 72	
												284	A	Arizona	58 71	
												287	A	Monmouth	56 68	
												287	H	Monmouth	56 62	
												298	H	Canis us	49 53	

LAST 12 Division I GAMES:																
				287	A	Monmouth	56 68	298	H	Canis us	49 53					
				201	H	Si ena	48 70	207	A	Ni agara	59 73					
				232	A	Manhattan	63 67	122	H	Kansas	58 72					
				287	H	Monmouth	56 62	276	A	St. Francis Brooklyn	63 72					
				55	H	Qui nni pi ac	38 74	231	A	Stony Brook	46 63					
				201	A	Si ena	51 64	74	A	Fordham	48 78					

Non-Div I Games:

Iona

Average RPI Win:	150	WON-LOST	WINNING	LAST 10	STRENGTH OF	OPP. STRENGTH	TEAM	ADJ.	CONF.	ADJ CONF.
Average RPI Loss:	35	RECORD	PCT. RANK	GAMES	SCHEDULE	OF SCHEDULE	RPI	RPI	RPI	RPI
DIV. I ONLY	15- 5	44	6- 4	36	63	31	31	3	3	
DIV. I NON-CONF.	12- 1	6	5- 0	81	96	23	23	4	4	

TOTALS	RPI 1-25	RPI 26-50	W-L RECORDS	RPI 51-100	RPI 101-999	RPI 201+				
15- 5	1- 2	0- 2	OVERALL	4- 1	10- 0	2- 0				
8- 2	1- 1	0- 1	HOME	3- 0	4- 0	1- 0				
4- 3	0- 1	0- 1	AWAY	0- 1	4- 0	0- 0				
3- 0	0- 0	0- 0	NEUTRAL	1- 0	2- 0	1- 0				
12- 1	0- 1	0- 0	NON-CONFERENCE	4- 0	8- 0	2- 0				
7- 1	0- 1	0- 0	HOME	3- 0	4- 0	1- 0				
2- 0	0- 0	0- 0	AWAY	0- 0	2- 0	0- 0				
3- 0	0- 0	0- 0	NEUTRAL	1- 0	2- 0	1- 0				
3- 4	1- 1	0- 2	CONFERENCE	0- 1	2- 0	0- 0				
1- 1	1- 0	0- 1	HOME	0- 0	0- 0	0- 0				
2- 3	0- 1	0- 1	AWAY	0- 1	2- 0	0- 0				
0- 0	0- 0	0- 0	NEUTRAL	0- 0	0- 0	0- 0				

RPI	S	Opponent	Score	RPI	S	Opponent	Score	Team's RPI: 31	RPI	S	Opponent	Score	RPI	S	Opponent	Score
4	H	Florida St.	93 94	43	A	Minnesota	72 77		55	H	Quinnipiac	83 67	115	H	Drake	79 66
23	H	Michigan	82 72	46	H	Purdue	70 76		56	A	Nebraska	65 74	132	A	Iowa St.	61 55
24	A	Maryland	64 80						57	H	Western Ky.	104 97	147	H	Northern Ill.	105 80
									82	N	Elon	74 61	165	A	Illinois	84 71
									91	H	Western Mich.	79 56	176	H	Samford	80 59
													188	A	UNI	71 47
													190	A	Wisconsin	56 46
													193	N	Charlotte	77 64
													292	N	Morgan St.	90 46
													341	H	Ark.-Pine Bluff	85 45

LAST 12 Division I GAMES:																
43	A	Minnesota	72 77	190	A	Wisconsin	56 46		115	H	Drake	79 66				
56	A	Nebraska	65 74						188	A	UNI	71 47				
46	H	Purdue	70 76						341	H	Ark.-Pine Bluff	85 45				
165	A	Illinois	84 71						132	A	Iowa St.	61 55				
24	A	Maryland	64 80						176	H	Samford	80 59				
23	H	Michigan	82 72													

Non-Div I Games:

Iowa

Average RPI Win:	187	WON-LOST	WINNING	LAST 10	STRENGTH OF	OPP. STRENGTH	TEAM	ADJ.	CONF.	ADJ CONF.
Average RPI Loss:	65	RECORD	PCT. RANK	GAMES	SCHEDULE	OF SCHEDULE	RPI	RPI	RPI	RPI
DIV. I ONLY	9- 11	202	4- 6	53	49	132	132	5	5	
DIV. I NON-CONF.	6- 5	153	3- 0	230	97	192	192	6	6	

TOTALS	RPI 1-25	RPI 26-50	W-L RECORDS	RPI 51-100	RPI 101-999	RPI 201+				
9- 11	0- 2	0- 5	OVERALL	2- 1	7- 3	5- 0				
6- 5	0- 1	0- 3	HOME	1- 1	5- 0	4- 0				
2- 5	0- 1	0- 1	AWAY	1- 0	1- 3	1- 0				
1- 1	0- 0	0- 1	NEUTRAL	0- 0	1- 0	0- 0				
6- 5	0- 0	0- 2	NON-CONFERENCE	1- 0	5- 3	4- 0				
5- 1	0- 0	0- 1	HOME	1- 0	4- 0	4- 0				
0- 3	0- 0	0- 0	AWAY	0- 0	0- 3	0- 0				
1- 1	0- 0	0- 1	NEUTRAL	0- 0	1- 0	0- 0				
3- 6	0- 2	0- 3	CONFERENCE	1- 1	2- 0	1- 0				
1- 4	0- 1	0- 2	HOME	0- 1	1- 0	0- 0				
2- 2	0- 1	0- 1	AWAY	1- 0	1- 0	1- 0				
0- 0	0- 0	0- 0	NEUTRAL	0- 0	0- 0	0- 0				

RPI 1-25				RPI 26-50				RPI 51-100				RPI 101+				Team's RPI: 132
RPI	S	Opponent	Score	RPI	S	Opponent	Score	RPI	S	Opponent	Score	RPI	S	Opponent	Score	
13	A	Bayl or	49 89	31	H	Iowa	55 61	60	A	Okl ahoma St.	78 69	107	N	Tul ane	67 64	
13	H	Bayl or	50 79	34	H	Okl ahoma	69 74	76	H	Kansas St.	60 67	115	A	Drake	80 83	
				35	A	West Vi rgi ni a	49 57	94	H	South Dakota	81 76	122	H	Kansas	71 69	
				35	H	West Vi rgi ni a	59 69					132	A	Vanderbi l t	74 77	
				38	N	Central Mi ch.	60 81					188	A	UNI	53 57	
												227	A	Texas Tech	66 54	
												233	H	UC Ri versi de	89 66	
												247	H	UMKC	61 45	
												260	H	Ni chol l s St.	75 47	
												335	H	N. C. Central	99 58	
LAST 12 Di vi si on I GAMES:																
60	A	Okl ahoma St.	78 69	13	A	Bayl or	49 89									
35	H	West Vi rgi ni a	59 69	34	H	Okl ahoma	69 74									
13	H	Bayl or	50 79	122	H	Kansas	71 69									
227	A	Texas Tech	66 54	260	H	Ni chol l s St.	75 47									
76	H	Kansas St.	60 67	233	H	UC Ri versi de	89 66									
35	A	West Vi rgi ni a	49 57	335	H	N. C. Central	99 58									

Non-Di v I Games:

Iowa St.

Average RPI Win:	298	WON-LOST	WINNING	LAST 10	STRENGTH OF	OPP. STRENGTH	TEAM	ADJ.	CONF.	ADJ CONF.
Average RPI Loss:	243	RECORD	PCT. RANK	GAMES	SCHEDULE	OF SCHEDULE	RPI	RPI	RPI	RPI
DIV. I ONLY	7- 5	124	5- 4	349	340	293	293	32	32	
DIV. I NON-CONF.	2- 3	214	0- 3	349	293	344	344	32	32	

TOTALS	RPI 1-25	RPI 26-50	W-L RECORDS	RPI 51-100	RPI 101-999	RPI 201+				
7- 5	0- 0	0- 0	OVERALL	0- 0	7- 5	7- 4				
4- 2	0- 0	0- 0	HOME	0- 0	4- 2	4- 2				
3- 3	0- 0	0- 0	AWAY	0- 0	3- 0	3- 0				
0- 0	0- 0	0- 0	NEUTRAL	0- 0	0- 0	0- 0				
2- 3	0- 0	0- 0	NON-CONFERENCE	0- 0	2- 3	2- 2				
0- 1	0- 0	0- 0	HOME	0- 0	0- 1	0- 1				
2- 2	0- 0	0- 0	AWAY	0- 0	2- 2	2- 1				
0- 0	0- 0	0- 0	NEUTRAL	0- 0	0- 0	0- 0				
5- 2	0- 0	0- 0	CONFERENCE	0- 0	5- 2	5- 2				
4- 1	0- 0	0- 0	HOME	0- 0	4- 1	4- 1				
1- 1	0- 0	0- 0	AWAY	0- 0	1- 1	1- 1				
0- 0	0- 0	0- 0	NEUTRAL	0- 0	0- 0	0- 0				

RPI 1-25				RPI 26-50				RPI 51-100				RPI 101+ Team's RPI: 293			
RPI	S	Opponent	Score	RPI	S	Opponent	Score	RPI	S	Opponent	Score	RPI	S	Opponent	Score
												162	A	Memphi s	53 64
												209	A	Southern U.	76 86
												253	H	Grambl ing	82 70
												256	H	Texas Southern	74 77
												260	H	Ni chol l s St.	64 90
												272	A	Al corn	74 51
												283	H	Al abama A&M	59 43
												295	H	Prai ri e Vi ew	70 61
												316	H	Al abama St.	70 61
												329	A	III . -Chi cago	76 63
												330	A	Sam Houston St.	68 74
												339	A	Chi cago St.	87 69
LAST 12 Division I GAMES:															
253	H	Grambl ing	82 70	316	H	Al abama St.	70 61	162	A	Memphi s	53 64	330	A	Sam Houston St.	68 74
295	H	Prai ri e Vi ew	70 61	260	H	Ni chol l s St.	64 90	209	A	Southern U.	76 86	339	A	Chi cago St.	87 69
256	H	Texas Southern	74 77	329	A	III . -Chi cago	76 63	272	A	Al corn	74 51				
209	A	Southern U.	76 86					283	H	Al abama A&M	59 43				

Non-Div I Games: Philander Smith 88 56 Millsaps 79 41 LSU-Shreveport 85 86 Spring Hill 77 50 Jackson St.

Average RPI Win:	264	WON-LOST	WINNING	LAST 10	STRENGTH OF	OPP. STRENGTH	TEAM	ADJ.	CONF.	ADJ CONF.
Average RPI Loss:	106	RECORD	PCT. RANK	GAMES	SCHEDULE	OF SCHEDULE	RPI	RPI	RPI	RPI
DIV. I ONLY	12- 5	68	8- 1	313	181	118	118	22	22	
DIV. I NON-CONF.	7- 5	132	4- 1	242	167	118	118	20	20	

TOTALS	RPI 1-25	RPI 26-50	W-L RECORDS	RPI 51-100	RPI 101-999	RPI 201+				
12- 5	0- 2	0- 0	OVERALL	1- 1	11- 2	10- 1				
5- 0	0- 0	0- 0	HOME	0- 0	5- 0	5- 0				
6- 5	0- 2	0- 0	AWAY	1- 1	5- 2	4- 1				
1- 0	0- 0	0- 0	NEUTRAL	0- 0	1- 0	1- 0				
7- 5	0- 2	0- 0	NON-CONFERENCE	1- 1	6- 2	5- 1				
3- 0	0- 0	0- 0	HOME	0- 0	3- 0	3- 0				
3- 5	0- 2	0- 0	AWAY	1- 1	2- 2	1- 1				
1- 0	0- 0	0- 0	NEUTRAL	0- 0	1- 0	1- 0				
5- 0	0- 0	0- 0	CONFERENCE	0- 0	5- 0	5- 0				
2- 0	0- 0	0- 0	HOME	0- 0	2- 0	2- 0				
3- 0	0- 0	0- 0	AWAY	0- 0	3- 0	3- 0				
0- 0	0- 0	0- 0	NEUTRAL	0- 0	0- 0	0- 0				

RPI 1-25				RPI 26-50				RPI 51-100				RPI 101+ Team's RPI: 118			
RPI	S	Opponent	Score	RPI	S	Opponent	Score	RPI	S	Opponent	Score	RPI	S	Opponent	Score
4	A	Florida St.	50 82					73	A	Al abama	60 75	192	A	Fl ori da	59 69
18	A	NC State	44 64					93	A	South Al a.	60 58	198	A	Bethune-Cookman	68 58
												239	A	North Florida	66 48
												242	A	Troy	88 89
												250	H	Kennesaw St.	84 49
												254	H	Lipscomb	70 48
												258	N	Northern Ky.	61 49
												260	A	Ni choll s St.	69 61
												287	H	Monmouth	74 65
												307	A	USC Upstate	71 45
												337	H	Iona	71 62
												340	A	NJIT	88 58
												344	H	Savannah St.	74 46
LAST 12 Division I GAMES:															
307	A	USC Upstate	71 45	4	A	Florida St.	50 82	258	N	Northern Ky.	61 49	198	A	Bethune-Cookman	68 58
340	A	NJIT	88 58					93	A	South Ala.	60 58	242	A	Troy	88 89
250	H	Kennesaw St.	84 49					192	A	Fl ori da	59 69				
254	H	Lipscomb	70 48												
239	A	North Florida	66 48												
344	H	Savannah St.	74 46												

Non-Div I Games: Flagler 79 52 Webber Int'l 64 43 Edward Waters 79 58

Jacksonville

Loss, Non-Conf, S Site, H Home A Away N Neutral

Average RPI Win:	266	WON-LOST	WINNING	LAST 10	STRENGTH OF	OPP. STRENGTH	TEAM	ADJ.	CONF.	ADJ CONF.
Average RPI Loss:	143	RECORD	PCT. RANK	GAMES	SCHEDULE	OF SCHEDULE	RPI	RPI	RPI	RPI
DIV. I ONLY	10- 7	122	6- 4	174	339	136	136	26	26	
DIV. I NON-CONF.	4- 5	202	1- 3	209	185	192	192	27	27	

TOTALS	RPI 1-25	RPI 26-50	W-L RECORDS	RPI 51-100	RPI 101-999	RPI 201+				
10- 7	0- 1	0- 0	OVERALL	0- 2	10- 4	9- 2				
6- 1	0- 1	0- 0	HOME	0- 0	6- 0	6- 0				
3- 6	0- 0	0- 0	AWAY	0- 2	3- 1	2- 0				
1- 0	0- 0	0- 0	NEUTRAL	0- 0	1- 0	1- 0				
4- 5	0- 1	0- 0	NON-CONFERENCE	0- 1	4- 3	3- 1				
2- 1	0- 1	0- 0	HOME	0- 0	2- 0	2- 0				
1- 4	0- 0	0- 0	AWAY	0- 1	1- 3	0- 1				
1- 0	0- 0	0- 0	NEUTRAL	0- 0	1- 0	1- 0				
6- 2	0- 0	0- 0	CONFERENCE	0- 1	6- 1	6- 1				
4- 0	0- 0	0- 0	HOME	0- 0	4- 0	4- 0				
2- 2	0- 0	0- 0	AWAY	0- 1	2- 1	2- 1				
0- 0	0- 0	0- 0	NEUTRAL	0- 0	0- 0	0- 0				

RPI 1-25				RPI 26-50				RPI 51-100				RPI 101+				Team's RPI: 136
RPI	S	Opponent	Score	RPI	S	Opponent	Score	RPI	S	Opponent	Score	RPI	S	Opponent	Score	
4	H	Florida St.	51 75					77	A	Bel mont	55 71	109	A	Cl emson	45 53	
								99	A	Seton Hal l	54 73	114	A	Mi ami (OH)	55 58	
												182	A	New Orleans	59 54	
												234	A	Morehead St.	67 65	
												234	H	Morehead St.	70 64	
												235	H	Austin Peay	65 47	
												244	N	East Carolina	82 73	
												283	H	Al abama A&M	49 33	
												286	A	Eastern Ky.	44 48	
												286	H	Eastern Ky.	65 51	
												299	H	Murray St.	97 65	
												309	A	Georgi a St.	41 55	
												320	H	Rhode Island	63 53	
												345	A	Tennessee St.	75 56	

LAST 12 Division I GAMES:																
286	A	Eastern Ky.	44 48	234	H	Morehead St.	70 64									
234	A	Morehead St.	67 65	286	H	Eastern Ky.	65 51									
235	H	Austin Peay	65 47	309	A	Georgi a St.	41 55									
299	H	Murray St.	97 65	109	A	Cl emson	45 53									
77	A	Bel mont	55 71	283	H	Al abama A&M	49 33									
345	A	Tennessee St.	75 56	114	A	Mi ami (OH)	55 58									

Non-Div I Games: Stillman 93 38 Brewton-Parker 103 44

Jacksonville St.

Average RPI	Win:	216	WON-LOST	WINNING	LAST 10	STRENGTH OF	OPP. STRENGTH	TEAM	ADJ.	CONF.	ADJ CONF.
Average RPI	Loss:	46	RECORD	PCT. RANK	GAMES	SCHEDULE	OF SCHEDULE	RPI	RPI	RPI	RPI
DIV. I ONLY		11- 7		109	8- 2	76	93	86	86	10	10
DIV. I NON-CONF.		4- 7		226	2- 3	55	25	160	160	13	13

TOTALS	RPI 1-25		RPI 26-50		W-L RECORDS	RPI 51-100		RPI 101-999		RPI 201+	
11- 7	0- 3		1- 2		OVERALL	1- 1		9- 1		7- 0	
6- 3	0- 2		1- 0		HOME	1- 0		4- 1		3- 0	
5- 3	0- 1		0- 1		AWAY	0- 1		5- 0		4- 0	
0- 1	0- 0		0- 1		NEUTRAL	0- 0		0- 0		0- 0	
4- 7	0- 3		0- 2		NON-CONFERENCE	0- 1		4- 1		3- 0	
3- 3	0- 2		0- 0		HOME	0- 0		3- 1		2- 0	
1- 3	0- 1		0- 1		AWAY	0- 1		1- 0		1- 0	
0- 1	0- 0		0- 1		NEUTRAL	0- 0		0- 0		0- 0	
7- 0	0- 0		1- 0		CONFERENCE	1- 0		5- 0		4- 0	
3- 0	0- 0		1- 0		HOME	1- 0		1- 0		1- 0	
4- 0	0- 0		0- 0		AWAY	0- 0		4- 0		3- 0	
0- 0	0- 0		0- 0		NEUTRAL	0- 0		0- 0		0- 0	

RPI	S	Opponent	Score	RPI	S	Opponent	Score	RPI	S	Opponent	Score	RPI	S	Opponent	Score
4	H	Florida St.	63 79	27	N	Villanova	57 60	63	A	Dayton	54 82	148	H	Liberty	58 47
9	A	Tennessee	60 89	37	A	St. John's (NY)	64 81	82	H	Elon	70 67	166	H	Saint Joseph's	66 73
14	H	Rutgers	63 76	47	H	Drexel	56 48					189	A	Northeastern	60 57
												215	A	Hofstra	55 42
												252	A	Col. of Charleston	67 45
												270	H	Towson	69 45
												274	A	UNCW	63 48
												281	H	Bryant	67 36
												294	A	Vermont	68 56
												319	H	Wagner	68 45

Team's RPI: 86															
LAST 12 Division I GAMES:															
274	A	UNCW	63 48	215	A	Hofstra	55 42								
252	A	Col. of Charleston	67 45	281	H	Bryant	67 36								
82	H	Elon	70 67	63	A	Dayton	54 82								
47	H	Drexel	56 48	37	A	St. John's (NY)	64 81								
270	H	Towson	69 45	148	H	Liberty	58 47								
189	A	Northeastern	60 57	4	H	Florida St.	63 79								

Non-Div I Games:

James Madison

Average RPI Win:	202	WON-LOST	WINNING	LAST 10	STRENGTH OF	OPP. STRENGTH	TEAM	ADJ.	CONF.	ADJ CONF.
Average RPI Loss:	67	RECORD	PCT. RANK	GAMES	SCHEDULE	OF SCHEDULE	RPI	RPI	RPI	RPI
DIV. I ONLY	11- 9	149	3- 7	91	77	122	122	5	5	
DIV. I NON-CONF.	9- 2	34	2- 1	230	175	91	91	6	6	

TOTALS	RPI 1-25	RPI 26-50	W-L RECORDS	RPI 51-100	RPI 101-999	RPI 201+				
11- 9	0- 2	0- 3	OVERALL	2- 2	9- 2	7- 1				
9- 4	0- 1	0- 1	HOME	2- 1	7- 1	5- 1				
2- 5	0- 1	0- 2	AWAY	0- 1	2- 1	2- 0				
0- 0	0- 0	0- 0	NEUTRAL	0- 0	0- 0	0- 0				
9- 2	0- 0	0- 1	NON-CONFERENCE	1- 1	8- 0	6- 0				
8- 1	0- 0	0- 0	HOME	1- 1	7- 0	5- 0				
1- 1	0- 0	0- 1	AWAY	0- 0	1- 0	1- 0				
0- 0	0- 0	0- 0	NEUTRAL	0- 0	0- 0	0- 0				
2- 7	0- 2	0- 2	CONFERENCE	1- 1	1- 2	1- 1				
1- 3	0- 1	0- 1	HOME	1- 0	0- 1	0- 1				
1- 4	0- 1	0- 1	AWAY	0- 1	1- 1	1- 0				
0- 0	0- 0	0- 0	NEUTRAL	0- 0	0- 0	0- 0				

RPI 1-25				RPI 26-50				RPI 51-100				RPI 101+				Team's RPI: 122
RPI	S	Opponent	Score	RPI	S	Opponent	Score	RPI	S	Opponent	Score	RPI	S	Opponent	Score	
10	A	Texas	62 79	34	A	Oklahoma	64 97	56	H	Nebraska	49 66	126	H	Rice	73 65	
13	H	Baylor	48 83	35	H	West Virginia	54 74	61	A	TCU	66 76	127	H	Yale	81 75	
				37	A	St. John's (NY)	53 65	61	H	TCU	86 77	132	A	Iowa St.	69 71	
								83	H	Arkansas	71 60	205	H	Southeast Mo. St.	51 50	
												227	A	Texas Tech	60 47	
												227	H	Texas Tech	56 68	
												247	H	UMKC	63 48	
												249	H	Campbell	66 48	
												256	H	Texas Southern	72 37	
												304	H	Delaware St.	81 49	
												337	A	Iona	72 58	

LAST 12 Division I GAMES:																
34	A	Oklahoma	64 97	227	A	Texas Tech	60 47	61	H	TCU	86 77	132	A	Iowa St.	69 71	
61	A	TCU	66 76	37	A	St. John's (NY)	53 65	205	H	Southeast Mo. St.	51 50					
227	H	Texas Tech	56 68													
10	A	Texas	62 79													
35	H	West Virginia	54 74													
13	H	Baylor	48 83													

Non-Div I Games:

Kansas

Average RPI Win:	169	WON-LOST	WINNING	LAST 10	STRENGTH OF	OPP. STRENGTH	TEAM	ADJ.	CONF.	ADJ CONF.
Average RPI Loss:	44	RECORD	PCT. RANK	GAMES	SCHEDULE	OF SCHEDULE	RPI	RPI	RPI	RPI
DIV. I ONLY	11- 9	149	3- 7	15	78	76	76	5	5	
DIV. I NON-CONF.	8- 3	65	2- 1	117	180	78	78	6	6	

TOTALS	RPI 1-25	RPI 26-50	W-L RECORDS	RPI 51-100	RPI 101-999	RPI 201+				
11- 9	0- 5	1- 1	OVERALL	2- 2	8- 1	4- 0				
7- 5	0- 2	0- 1	HOME	1- 1	6- 1	3- 0				
3- 3	0- 2	1- 0	AWAY	0- 1	2- 0	1- 0				
1- 1	0- 1	0- 0	NEUTRAL	1- 0	0- 0	0- 0				
8- 3	0- 2	0- 0	NON-CONFERENCE	1- 0	7- 1	4- 0				
6- 1	0- 0	0- 0	HOME	0- 0	6- 1	3- 0				
1- 1	0- 1	0- 0	AWAY	0- 0	1- 0	1- 0				
1- 1	0- 1	0- 0	NEUTRAL	1- 0	0- 0	0- 0				
3- 6	0- 3	1- 1	CONFERENCE	1- 2	1- 0	0- 0				
1- 4	0- 2	0- 1	HOME	1- 1	0- 0	0- 0				
2- 2	0- 1	1- 0	AWAY	0- 1	1- 0	0- 0				
0- 0	0- 0	0- 0	NEUTRAL	0- 0	0- 0	0- 0				

RPI 1-25				RPI 26-50				RPI 51-100				RPI 101+			
RPI	S	Opponent	Score	RPI	S	Opponent	Score	RPI	S	Opponent	Score	RPI	S	Opponent	Score
8	N	UCLA	55 64	34	H	Oklahoma	71 76	60	A	Oklahoma St.	68 76	112	H	SFA	74 49
10	H	Texas	64 75	35	A	West Virginia	60 52	60	H	Oklahoma St.	80 64	129	H	Little Rock	66 51
11	A	Missouri	59 73					61	H	TCU	63 68	132	A	Iowa St.	67 60
13	A	Baylor	50 75					80	N	Penn St.	70 65	179	H	UT Arlington	70 56
13	H	Baylor	58 88									188	H	UNI	71 72
												219	A	North Texas	55 54
												239	H	Omaha	81 60
												334	H	Florida A&M	81 57
												339	H	Chicago St.	99 51

LAST 12 Division I GAMES:															
61	H	TCU	63 68	35	A	West Virginia	60 52	60	A	Oklahoma St.	68 76	112	H	SFA	74 49
13	A	Baylor	50 75	60	A	Oklahoma St.	68 76	13	H	Baylor	58 88	129	H	Little Rock	66 51
34	H	Oklahoma	71 76	13	H	Baylor	58 88	61	H	TCU	63 68	132	A	Iowa St.	67 60
60	H	Oklahoma St.	80 64	188	H	UNI	71 72	80	N	Penn St.	70 65	179	H	UT Arlington	70 56
132	A	Iowa St.	67 60	339	H	Chicago St.	99 51					188	H	UNI	71 72
10	H	Texas	64 75	129	H	Little Rock	66 51					219	A	North Texas	55 54

Non-Div I Games:

Kansas St.

Average RPI	Win: 268	WON-LOST	WINNING	LAST 10	STRENGTH OF	OPP. STRENGTH	TEAM	ADJ.	CONF.	ADJ CONF.
Average RPI	Loss: 129	RECORD	PCT. RANK	GAMES	SCHEDULE	OF SCHEDULE	RPI	RPI	RPI	RPI
DIV. I ONLY	4- 11	289	3- 6	175	155	250	250	22	22	
DIV. I NON-CONF.	3- 7	254	3- 3	235	106	239	239	20	20	

TOTALS	RPI 1-25	RPI 26-50	W-L RECORDS	RPI 51-100	RPI 101-999	RPI 201+				
4- 11	0- 1	0- 1	OVERALL	0- 2	4- 7	3- 3				
2- 3	0- 0	0- 1	HOME	0- 0	2- 2	1- 2				
2- 6	0- 0	0- 0	AWAY	0- 1	2- 5	2- 1				
0- 2	0- 1	0- 0	NEUTRAL	0- 1	0- 0	0- 0				
3- 7	0- 1	0- 0	NON-CONFERENCE	0- 2	3- 4	3- 1				
1- 1	0- 0	0- 0	HOME	0- 0	1- 1	1- 1				
2- 4	0- 0	0- 0	AWAY	0- 1	2- 3	2- 0				
0- 2	0- 1	0- 0	NEUTRAL	0- 1	0- 0	0- 0				
1- 4	0- 0	0- 1	CONFERENCE	0- 0	1- 3	0- 2				
1- 2	0- 0	0- 1	HOME	0- 0	1- 1	0- 1				
0- 2	0- 0	0- 0	AWAY	0- 0	0- 2	0- 1				
0- 0	0- 0	0- 0	NEUTRAL	0- 0	0- 0	0- 0				

RPI	S	Opponent	Score	RPI	S	Opponent	Score	RPI	S	Opponent	Score	RPI	S	Opponent	Score
24	N	Maryland	35 89	41	H	FGCU	57 78	53	A	Georgia Tech	48 86	103	A	Ole Miss	63 92
								75	N	Maine	39 75	109	A	Clemson	28 41
												118	A	Jacksonville	49 84
												161	A	Furman	59 78
												172	H	Stetson	66 49
												239	A	North Florida	72 77
												244	H	East Carolina	56 66
												254	H	Lipscomb	62 64
												259	A	Presbyterian	60 51
												309	H	Georgia St.	71 61
												333	A	Ga. Southern	60 58

Team's RPI: 250															
LAST 12 Division I GAMES:															
172	H	Stetson	66 49	244	H	East Carolina	56 66	309	H	Georgia St.	71 61	75	N	Maine	39 75
41	H	FGCU	57 78	75	N	Maine	39 75	24	N	Maryland	35 89	259	A	Presbyterian	60 51
118	A	Jacksonville	49 84	259	A	Presbyterian	60 51	161	A	Furman	59 78				
239	A	North Florida	72 77												
254	H	Lipscomb	62 64												
333	A	Ga. Southern	60 58												

Non-Div I Games: Middle Ga. St. 81 65

Kennesaw St.

Average RPI Win:	218	WON-LOST	WINNING	LAST 10	STRENGTH OF	OPP. STRENGTH	TEAM	ADJ.	CONF.	ADJ CONF.
Average RPI Loss:	68	RECORD	PCT. RANK	GAMES	SCHEDULE	OF SCHEDULE	RPI	RPI	RPI	RPI
DIV. I ONLY	10- 10	170	4- 6	90	108	106	106	7	7	
DIV. I NON-CONF.	7- 5	132	2- 2	171	105	112	112	8	8	

TOTALS	RPI 1-25	RPI 26-50	W-L RECORDS	RPI 51-100	RPI 101-999	RPI 201+				
10- 10	0- 1	0- 4	OVERALL	1- 2	9- 3	7- 0				
2- 3	0- 0	0- 1	HOME	0- 1	2- 1	2- 0				
6- 4	0- 0	0- 0	AWAY	1- 0	5- 1	4- 0				
2- 3	0- 0	0- 2	NEUTRAL	0- 1	2- 0	1- 0				
7- 5	0- 1	0- 2	NON-CONFERENCE	0- 1	7- 1	5- 0				
1- 1	0- 0	0- 0	HOME	0- 0	1- 1	1- 0				
4- 1	0- 1	0- 0	AWAY	0- 0	4- 0	3- 0				
2- 3	0- 0	0- 2	NEUTRAL	0- 1	2- 0	1- 0				
3- 5	0- 0	0- 2	CONFERENCE	1- 1	2- 2	2- 0				
1- 2	0- 0	0- 1	HOME	0- 1	1- 0	1- 0				
2- 3	0- 0	0- 1	AWAY	1- 0	1- 2	1- 0				
0- 0	0- 0	0- 0	NEUTRAL	0- 0	0- 0	0- 0				

RPI	S	Opponent	Score	RPI	S	Opponent	Score	RPI	S	Opponent	Score	RPI	S	Opponent	Score	Team's RPI: 106
23	A	Michigan	41 54	26	N	Stanford	54 79	58	N	Gonzaga	57 77	101	H	Wright St.	60 72	
				33	H	Ball St.	58 79	67	A	Toledo	62 55	125	A	Bowling Green	50 60	
				38	A	Central Mich.	84 88	91	H	Western Mich.	61 66	145	A	Robert Morris	46 31	
				41	N	FGCU	62 80					147	A	Northern Ill.	79 81	
												162	N	Memphis	70 55	
												214	A	Eastern Mich.	67 60	
												214	H	Eastern Mich.	76 69	
												236	A	Youngstown St.	55 44	
												258	A	Northern Ky.	59 54	
												285	H	Detroit Mercy	82 74	
												286	A	Eastern Ky.	65 57	
												310	N	Southeastern La.	81 60	

LAST 12 Division I GAMES:																
				67	A	Toledo	62 55	147	A	Northern Ill.	79 81					
				33	H	Ball St.	58 79	214	A	Eastern Mich.	67 60					
				125	A	Bowling Green	50 60	145	A	Robert Morris	46 31					
				38	A	Central Mich.	84 88	23	A	Michigan	41 54					
				214	H	Eastern Mich.	76 69	101	H	Wright St.	60 72					
				91	H	Western Mich.	61 66	286	A	Eastern Ky.	65 57					

Non-Div I Games:

Kent St.

Average RPI Win:	247	WON-LOST	WINNING	LAST 10	STRENGTH OF	OPP. STRENGTH	TEAM	ADJ.	CONF.	ADJ CONF.
Average RPI Loss:	42	RECORD	PCT. RANK	GAMES	SCHEDULE	OF SCHEDULE	RPI	RPI	RPI	RPI
DIV. I ONLY	9- 11	202	1- 9	40	70	113	113	2	2	
DIV. I NON-CONF.	8- 6	143	1- 5	101	157	115	115	2	2	

TOTALS	RPI 1-25	RPI 26-50	W-L RECORDS	RPI 51-100	RPI 101-999	RPI 201+				
9- 11	0- 7	0- 1	OVERALL	1- 1	8- 2	7- 0				
6- 5	0- 5	0- 0	HOME	0- 0	6- 0	6- 0				
3- 6	0- 2	0- 1	AWAY	1- 1	2- 2	1- 0				
0- 0	0- 0	0- 0	NEUTRAL	0- 0	0- 0	0- 0				
8- 6	0- 3	0- 1	NON-CONFERENCE	1- 1	7- 1	7- 0				
6- 2	0- 2	0- 0	HOME	0- 0	6- 0	6- 0				
2- 4	0- 1	0- 1	AWAY	1- 1	1- 1	1- 0				
0- 0	0- 0	0- 0	NEUTRAL	0- 0	0- 0	0- 0				
1- 5	0- 4	0- 0	CONFERENCE	0- 0	1- 1	0- 0				
0- 3	0- 3	0- 0	HOME	0- 0	0- 0	0- 0				
1- 2	0- 1	0- 0	AWAY	0- 0	1- 1	0- 0				
0- 0	0- 0	0- 0	NEUTRAL	0- 0	0- 0	0- 0				

RPI 1-25				RPI 26-50				RPI 51-100				RPI 101+ Team's RPI: 113			
RPI	S	Opponent	Score	RPI	S	Opponent	Score	RPI	S	Opponent	Score	RPI	S	Opponent	Score
7	H	Louisville	63 87	41	A	FGCU	64 70	62	A	Miami (FL)	54 65	123	A	Middle Tenn.	57 62
9	H	Tennessee	49 63					69	A	Washington St.	73 68	132	A	Vanderbilt	55 70
13	A	Baylor	63 90									192	A	Florida	56 53
15	A	Texas A&M	70 74									212	H	Gardner-Webb	72 34
17	H	California	52 62									234	H	Morehead St.	86 53
20	H	Georgia	42 56									243	A	Montana	71 54
21	H	South Carolina	64 81									271	H	Sacramento St.	101 70
												326	H	Tennessee Tech	82 54
												328	H	Marshall	69 39
												347	H	Evansville	100 62

LAST 12 Division I GAMES:															
21	H	South Carolina	64 81	123	A	Middle Tenn.	57 62	17	H	California	52 62	7	H	Louisville	63 87
132	A	Vanderbilt	55 70					62	A	Miami (FL)	54 65	41	A	FGCU	64 70
192	A	Florida	56 53					347	H	Evansville	100 62				
20	H	Georgia	42 56												
15	A	Texas A&M	70 74												
9	H	Tennessee	49 63												

Non-Div I Games:

Kentucky

Average RPI Win:	294	WON-LOST	WINNING	LAST 10	STRENGTH OF	OPP. STRENGTH	TEAM	ADJ.	CONF.	ADJ CONF.
Average RPI Loss:	155	RECORD	PCT. RANK	GAMES	SCHEDULE	OF SCHEDULE	RPI	RPI	RPI	RPI
DIV. I ONLY	8- 10	208	5- 5	299	287	251	251	28	28	
DIV. I NON-CONF.	4- 7	226	1- 4	261	276	259	259	28	28	
<hr/>										
TOTALS	RPI 1-25	RPI 26-50	W-L RECORDS	RPI 51-100	RPI 101-999	RPI 201+				
8- 10	0- 1	0- 0	OVERALL	0- 2	8- 7	7- 3				
5- 3	0- 1	0- 0	HOME	0- 1	5- 1	4- 1				
3- 7	0- 0	0- 0	AWAY	0- 0	3- 0	3- 0				
0- 0	0- 0	0- 0	NEUTRAL	0- 0	0- 0	0- 0				
4- 7	0- 1	0- 0	NON-CONFERENCE	0- 2	4- 4	3- 2				
2- 3	0- 1	0- 0	HOME	0- 1	2- 1	1- 1				
2- 4	0- 0	0- 0	AWAY	0- 1	2- 3	2- 1				
0- 0	0- 0	0- 0	NEUTRAL	0- 0	0- 0	0- 0				
4- 3	0- 0	0- 0	CONFERENCE	0- 0	4- 3	4- 1				
3- 0	0- 0	0- 0	HOME	0- 0	3- 0	3- 0				
1- 3	0- 0	0- 0	AWAY	0- 0	1- 3	1- 1				
0- 0	0- 0	0- 0	NEUTRAL	0- 0	0- 0	0- 0				

RPI 1-25				RPI 26-50				RPI 51-100				RPI 101+ Team's RPI: 251			
RPI	S	Opponent	Score	RPI	S	Opponent	Score	RPI	S	Opponent	Score	RPI	S	Opponent	Score
23	H	Michigan	49 86					87	H	Navy	47 79	127	A	Yale	51 62
								96	A	George Mason	70 73	145	A	Robert Morris	53 60
												149	A	Saint Francis (PA)	71 101
												178	H	Lehigh	72 69
												187	A	Army West Point	37 71
												220	A	Lafayette	53 69
												232	H	Manhattan	38 72
												262	H	Mt. St. Mary's	53 48
												276	H	St. Francis Brooklyn	61 59
												281	A	Bryant	56 75
												314	A	Central Conn. St.	61 54
												319	H	Wagner	74 69
												327	A	UMBC	66 52
												338	H	Saint Peter's	57 46
												340	A	NJIT	67 49
<hr/>															
LAST 12 Division I GAMES:															
314	A	Central Conn. St.	61 54	276	H	St. Francis Brooklyn	61 59	87	H	Navy	47 79	232	H	Manhattan	38 72
281	A	Bryant	56 75									178	H	Lehigh	72 69
262	H	Mt. St. Mary's	53 48									96	A	George Mason	70 73
319	H	Wagner	74 69									23	H	Michigan	49 86
149	A	Saint Francis (PA)	71 101												
145	A	Robert Morris	53 60												

Non-Div I Games:

LIU Brooklyn

Average RPI	Win:	171	WON-LOST	WINNING	LAST 10	STRENGTH OF	OPP. STRENGTH	TEAM	ADJ.	CONF.	ADJ CONF.
Average RPI	Loss:	28	RECORD	PCT. RANK	GAMES	SCHEDULE	OF SCHEDULE	RPI	RPI	RPI	RPI
DIV. I ONLY		12- 6		82	7- 3	52	30	40	40	2	2
DIV. I NON-CONF.		8- 3		65	5- 0	168	70	59	59	2	2

TOTALS	RPI 1-25		RPI 26-50		W-L RECORDS	RPI 51-100		RPI 101-999		RPI 201+	
12- 6	1- 3		0- 2		OVERALL	0- 1		11- 0		4- 0	
6- 1	0- 1		0- 0		HOME	0- 0		6- 0		3- 0	
5- 4	1- 1		0- 2		AWAY	0- 1		4- 0		1- 0	
1- 1	0- 1		0- 0		NEUTRAL	0- 0		1- 0		0- 0	
8- 3	0- 1		0- 2		NON-CONFERENCE	0- 0		8- 0		4- 0	
4- 0	0- 0		0- 0		HOME	0- 0		4- 0		3- 0	
3- 2	0- 0		0- 2		AWAY	0- 0		3- 0		1- 0	
1- 1	0- 1		0- 0		NEUTRAL	0- 0		1- 0		0- 0	
4- 3	1- 2		0- 0		CONFERENCE	0- 1		3- 0		0- 0	
2- 1	0- 1		0- 0		HOME	0- 0		2- 0		0- 0	
2- 2	1- 1		0- 0		AWAY	0- 1		1- 0		0- 0	
0- 0	0- 0		0- 0		NEUTRAL	0- 0		0- 0		0- 0	

RPI	S	Opponent	Score	RPI	S	Opponent	Score	RPI	S	Opponent	Score	RPI	S	Opponent	Score
3	H	Mississippi St.	70 83	28	A	South Fla.	55 61	73	A	Alabama	51 65	107	A	Tulane	73 50
10	N	Texas	66 75	39	A	Northern Colo.	50 58					108	H	Auburn	59 56
11	A	Missouri	69 65									116	N	Saint Louis	71 59
15	A	Texas A&M	59 69									124	H	Louisiana	60 45
												129	A	Little Rock	56 37
												132	H	Vanderbilt	85 65
												192	A	Florida	66 59
												227	A	Texas Tech	48 40
												260	H	Nicholls St.	65 50
												310	H	Southeastern La.	84 56
												330	H	Sam Houston St.	71 58

LAST 12 Division I GAMES:															
15	A	Texas A&M	59 69	132	H	Vanderbilt	85 65	330	H	Sam Houston St.	71 58	129	A	Little Rock	56 37
108	H	Auburn	59 56	124	H	Louisiana	60 45	107	A	Tulane	73 50	227	A	Texas Tech	48 40
192	A	Florida	66 59	107	A	Tulane	73 50								
73	A	Alabama	51 65	227	A	Texas Tech	48 40								
3	H	Mississippi St.	70 83												
11	A	Missouri	69 65												

Non-Div I Games:

LSU

Average RPI Win:	201	WON-LOST	WINNING	LAST 10	STRENGTH OF	OPP. STRENGTH	TEAM	ADJ.	CONF.	ADJ CONF.
Average RPI Loss:	141	RECORD	PCT. RANK	GAMES	SCHEDULE	OF SCHEDULE	RPI	RPI	RPI	RPI
DIV. I ONLY	6- 13	271	2- 8	97	188	206	206	13	13	
DIV. I NON-CONF.	5- 8	220	1- 5	95	204	153	153	11	11	

TOTALS	RPI 1-25	RPI 26-50	W-L RECORDS	RPI 51-100	RPI 101-999	RPI 201+				
6- 13	0- 0	0- 2	OVERALL	0- 5	6- 6	3- 4				
2- 5	0- 0	0- 1	HOME	0- 2	2- 2	1- 1				
3- 8	0- 0	0- 1	AWAY	0- 3	3- 4	2- 3				
1- 0	0- 0	0- 0	NEUTRAL	0- 0	1- 0	0- 0				
5- 8	0- 0	0- 2	NON-CONFERENCE	0- 2	5- 4	2- 2				
1- 3	0- 0	0- 1	HOME	0- 0	1- 2	0- 1				
3- 5	0- 0	0- 1	AWAY	0- 2	3- 2	2- 1				
1- 0	0- 0	0- 0	NEUTRAL	0- 0	1- 0	0- 0				
1- 5	0- 0	0- 0	CONFERENCE	0- 3	1- 2	1- 2				
1- 2	0- 0	0- 0	HOME	0- 2	1- 0	1- 0				
0- 3	0- 0	0- 0	AWAY	0- 1	0- 2	0- 2				
0- 0	0- 0	0- 0	NEUTRAL	0- 0	0- 0	0- 0				

RPI 1-25				RPI 26-50				RPI 51-100				RPI 101+				Team's RPI: 206	
RPI	S	Opponent	Score	RPI	S	Opponent	Score	RPI	S	Opponent	Score	RPI	S	Opponent	Score		
				27	H	Villanova	49 76	59	A	Duquesne	50 78	105	H	Penn	66 59		
				47	A	Drexel	54 79	63	H	Dayton	47 76	163	N	New Hampshire	59 51		
								64	A	American	48 66	173	H	Temple	52 69		
								88	A	Harvard	61 70	178	A	Lehigh	69 61		
								96	H	George Mason	56 69	190	A	Wisconsin	60 71		
												219	A	North Texas	44 70		
												220	A	Lafayette	74 47		
												225	A	Richmond	51 77		
												237	H	St. Bonaventure	66 63		
												267	H	Rider	55 76		
												304	A	Delaware St.	71 48		
												320	A	Rhode Island	63 72		
LAST 12 Division I GAMES:																	
				320	A	Rhode Island	63 72	63	H	Dayton	47 76						
				59	A	Duquesne	50 78	27	H	Villanova	49 76						
				237	H	St. Bonaventure	66 63	304	A	Delaware St.	71 48						
				88	A	Harvard	61 70	219	A	North Texas	44 70						
				225	A	Richmond	51 77	267	H	Rider	55 76						
				96	H	George Mason	56 69	190	A	Wisconsin	60 71						

Non-Div I Games:

La Salle

Average RPI Win:	295	WON-LOST	WINNING	LAST 10	STRENGTH OF	OPP. STRENGTH	TEAM	ADJ.	CONF.	ADJ CONF.
Average RPI Loss:	186	RECORD	PCT. RANK	GAMES	SCHEDULE	OF SCHEDULE	RPI	RPI	RPI	RPI
DIV. I ONLY	2- 14	324	2- 8	243	314	332	332	23	23	
DIV. I NON-CONF.	1- 8	313	1- 4	286	333	343	343	23	23	

TOTALS	RPI 1-25	RPI 26-50	W-L RECORDS	RPI 51-100	RPI 101-999	RPI 201+				
2- 14	0- 0	0- 0	OVERALL	0- 1	2- 13	2- 5				
2- 3	0- 0	0- 0	HOME	0- 0	2- 3	2- 2				
0- 11	0- 0	0- 0	AWAY	0- 1	0- 2	0- 0				
0- 0	0- 0	0- 0	NEUTRAL	0- 0	0- 0	0- 0				
1- 8	0- 0	0- 0	NON-CONFERENCE	0- 1	1- 7	1- 3				
1- 2	0- 0	0- 0	HOME	0- 0	1- 2	1- 1				
0- 6	0- 0	0- 0	AWAY	0- 1	0- 5	0- 2				
0- 0	0- 0	0- 0	NEUTRAL	0- 0	0- 0	0- 0				
1- 6	0- 0	0- 0	CONFERENCE	0- 0	1- 6	1- 2				
1- 1	0- 0	0- 0	HOME	0- 0	1- 1	1- 1				
0- 5	0- 0	0- 0	AWAY	0- 0	0- 5	0- 1				
0- 0	0- 0	0- 0	NEUTRAL	0- 0	0- 0	0- 0				

RPI 1-25				RPI 26-50				RPI 51-100				RPI 101+ Team's RPI : 332					
RPI	S	Opponent	Score	RPI	S	Opponent	Score	RPI	S	Opponent	Score	RPI	S	Opponent	Score		
								60	A	Oklahoma St.	58	112	108	A	Auburn	41	67
												124	A	Louisiana	55	63	
												126	A	Rice	47	63	
												129	A	Little Rock	37	57	
												157	A	Texas St.	52	86	
												179	A	UT Arlington	61	70	
												182	H	New Orleans	51	89	
												191	A	Louisiana Tech	49	71	
												213	A	Arkansas St.	62	76	
												253	A	Grambling	52	61	
												268	H	Coastal Caro.	62	56	
												280	H	Appalachian St.	67	71	
												290	A	McNeese	61	65	
												318	H	Northwestern St.	48	70	
												322	H	Houston Baptist	77	73	
LAST 12 Division I GAMES:																	
179	A	UT Arlington	61	70	213	A	Arkansas St.	62	76								
157	A	Texas St.	52	86	60	A	Oklahoma St.	58	112								
124	A	Louisiana	55	63	322	H	Houston Baptist	77	73								
280	H	Appalachian St.	67	71	182	H	New Orleans	51	89								
268	H	Coastal Caro.	62	56	126	A	Rice	47	63								
129	A	Little Rock	37	57	191	A	Louisiana Tech	49	71								

Non-Div I Games: Millsaps 73 41 Centenary (LA) 90 53

La. -Monroe

Average RPI Win:	250	WON-LOST	WINNING	LAST 10	STRENGTH OF	OPP. STRENGTH	TEAM	ADJ.	CONF.	ADJ CONF.
Average RPI Loss:	142	RECORD	PCT. RANK	GAMES	SCHEDULE	OF SCHEDULE	RPI	RPI	RPI	RPI
DIV. I ONLY	8- 11	222	5- 5	188	247	220	220	15	15	
DIV. I NON-CONF.	4- 6	214	1- 2	250	302	255	255	18	18	

TOTALS	RPI 1-25	RPI 26-50	W-L RECORDS	RPI 51-100	RPI 101-999	RPI 201+				
8- 11	0- 0	0- 2	OVERALL	0- 2	8- 7	7- 2				
5- 4	0- 0	0- 1	HOME	0- 1	5- 2	5- 1				
3- 7	0- 0	0- 1	AWAY	0- 1	3- 5	2- 1				
0- 0	0- 0	0- 0	NEUTRAL	0- 0	0- 0	0- 0				
4- 6	0- 0	0- 2	NON-CONFERENCE	0- 0	4- 4	4- 2				
3- 2	0- 0	0- 1	HOME	0- 0	3- 1	3- 1				
1- 4	0- 0	0- 1	AWAY	0- 0	1- 3	1- 1				
0- 0	0- 0	0- 0	NEUTRAL	0- 0	0- 0	0- 0				
4- 5	0- 0	0- 0	CONFERENCE	0- 2	4- 3	3- 0				
2- 2	0- 0	0- 0	HOME	0- 1	2- 1	2- 0				
2- 3	0- 0	0- 0	AWAY	0- 1	2- 2	1- 0				
0- 0	0- 0	0- 0	NEUTRAL	0- 0	0- 0	0- 0				

RPI	S	Opponent	Score	RPI	S	Opponent	Score	RPI	S	Opponent	Score	RPI	S	Opponent	Score	Team's RPI: 220
44	H	Princeton	45 53	64	H	American	67 74	105	A	Penn	42 55	145	A	Robert Morris	42 63	
47	A	Drexel	37 52	87	A	Navy	59 65	160	A	Bucknell	53 83	178	A	Lehigh	45 70	
								183	A	Boston U.	47 45	187	H	Army West Point	60 65	
								206	H	La Salle	47 74	221	A	Holy Cross	69 65	
								226	H	Loyola Maryland	65 54	251	H	LIU Brooklyn	69 53	
								261	A	Cornell	59 58	267	H	Rider	60 45	
								273	H	Colgate	63 48	319	H	Wagner	70 52	
								338	A	Saint Peter's	61 64					
LAST 12 Division I GAMES:																
183	A	Boston U.	47 45	273	H	Colgate	63 48	221	A	Holy Cross	69 65	178	A	Lehigh	45 70	
64	H	American	67 74	226	H	Wagner	70 52	251	H	LIU Brooklyn	69 53	267	H	Rider	60 45	
87	A	Navy	59 65	261	A	Cornell	59 58	273	H	Colgate	63 48	319	H	Wagner	70 52	
226	H	Loyola Maryland	65 54	338	A	Saint Peter's	61 64									
187	H	Army West Point	60 65													
160	A	Bucknell	53 83													

Non-Div I Games:

Lafayette

Average RPI Win:	264	WON-LOST	WINNING	LAST 10	STRENGTH OF	OPP. STRENGTH	TEAM	ADJ.	CONF.	ADJ CONF.
Average RPI Loss:	82	RECORD	PCT. RANK	GAMES	SCHEDULE	OF SCHEDULE	RPI	RPI	RPI	RPI
DIV. I ONLY	8- 6	133	7- 2	283	147	142	142	25	25	
DIV. I NON-CONF.	1- 5	300	1- 2	29	18	171	171	25	25	

TOTALS	RPI 1-25	RPI 26-50	W-L RECORDS	RPI 51-100	RPI 101-999	RPI 201+				
8- 6	0- 1	0- 1	OVERALL	0- 2	8- 2	6- 0				
3- 0	0- 0	0- 0	HOME	0- 0	3- 0	2- 0				
4- 5	0- 1	0- 1	AWAY	0- 2	4- 1	4- 0				
1- 1	0- 0	0- 0	NEUTRAL	0- 0	1- 1	0- 0				
1- 5	0- 1	0- 1	NON-CONFERENCE	0- 1	1- 2	0- 0				
0- 0	0- 0	0- 0	HOME	0- 0	0- 0	0- 0				
0- 4	0- 1	0- 1	AWAY	0- 1	0- 1	0- 0				
1- 1	0- 0	0- 0	NEUTRAL	0- 0	1- 1	0- 0				
7- 1	0- 0	0- 0	CONFERENCE	0- 1	7- 0	6- 0				
3- 0	0- 0	0- 0	HOME	0- 0	3- 0	2- 0				
4- 1	0- 0	0- 0	AWAY	0- 1	4- 0	4- 0				
0- 0	0- 0	0- 0	NEUTRAL	0- 0	0- 0	0- 0				

RPI 1-25				RPI 26-50				RPI 51-100				RPI 101+				Team's RPI: 142
RPI	S	Opponent	Score	RPI	S	Opponent	Score	RPI	S	Opponent	Score	RPI	S	Opponent	Score	
13	A	Baylor	62 121	46	A	Purdue	64 79	68	A	New Mexico	58 90	131	A	Pacific	75 80	
								95	A	Central Ark.	39 51	141	N	North Dakota	70 73	
												147	N	Northern Ill.	90 80	
												182	H	New Orleans	100 77	
												260	A	Nicholls St.	76 61	
												265	A	A&M-Corpus Christi	70 31	
												297	H	Incarnate Word	77 54	
												310	A	Southeastern La.	75 58	
												322	A	Houston Baptist	79 51	
												330	H	Sam Houston St.	91 44	
LAST 12 Division I GAMES:																
260	A	Nicholls St.	76 61	265	A	A&M-Corpus Christi	70 31									
330	H	Sam Houston St.	91 44	322	A	Houston Baptist	79 51									
297	H	Incarnate Word	77 54	68	A	New Mexico	58 90									
310	A	Southeastern La.	75 58	131	A	Pacific	75 80									
95	A	Central Ark.	39 51	147	N	Northern Ill.	90 80									
182	H	New Orleans	100 77	141	N	North Dakota	70 73									

Non-Div I Games: Howard Payne 101 37 Schreiner 116 37 Louisiana Col. 93 62 S'western Assemblies 92 49 Lamar University

Average RPI Win: 231
Average RPI Loss: 162

WON-LOST
RECORD

WINNING
PCT. RANK

LAST 10
GAMES

STRENGTH OF
SCHEDULE

OPP. STRENGTH
OF SCHEDULE

TEAM
RPI

ADJ.
RPI

CONF.
RPI

ADJ CONF.
RPI

DIV. I ONLY	11- 8	125	6- 4	270	207	178	178	15	15
DIV. I NON-CONF.	5- 5	170	1- 2	326	262	249	249	18	18
<hr/>									
TOTALS	RPI 1-25	RPI 26-50	W-L RECORDS	RPI 51-100	RPI 101-999	RPI 201+			
11- 8	0- 0	0- 2	OVERALL	1- 1	10- 5	7- 5			
8- 1	0- 0	0- 0	HOME	1- 0	7- 1	4- 1			
3- 6	0- 0	0- 1	AWAY	0- 1	3- 4	3- 4			
0- 1	0- 0	0- 1	NEUTRAL	0- 0	0- 0	0- 0			
5- 5	0- 0	0- 2	NON-CONFERENCE	0- 0	5- 3	5- 3			
3- 1	0- 0	0- 0	HOME	0- 0	3- 1	3- 1			
2- 3	0- 0	0- 1	AWAY	0- 0	2- 2	2- 2			
0- 1	0- 0	0- 1	NEUTRAL	0- 0	0- 0	0- 0			
6- 3	0- 0	0- 0	CONFERENCE	1- 1	5- 2	2- 2			
5- 0	0- 0	0- 0	HOME	1- 0	4- 0	1- 0			
1- 3	0- 0	0- 0	AWAY	0- 1	1- 2	1- 2			
0- 0	0- 0	0- 0	NEUTRAL	0- 0	0- 0	0- 0			

RPI	S	Opponent	Score	RPI	S	Opponent	Score	RPI	S	Opponent	Score	RPI	S	Opponent	Score	Team's RPI: 178
27	N	Villanova	42 62	64	A	American	64 82	160	H	Bucknell	66 62	183	H	Boston U.	74 58	
43	A	Minnesota	73 107	87	H	Navy	66 63	187	H	Army West Point	59 55	206	H	La Salle	61 69	
								220	H	Lafayette	70 45	221	A	Holy Cross	49 54	
								226	A	Loyola Maryland	64 67	251	A	LIU Brooklyn	69 72	
								257	A	Sacred Heart	55 65	261	A	Cornell	62 57	
								262	H	Mt. St. Mary's	75 71	273	A	Colgate	59 51	
								277	H	Fairfield	56 53	287	A	Monmouth	75 57	
								340	H	NJIT	64 50					
<hr/>																
LAST 12 Division I GAMES:																
226	A	Loyola Maryland	64 67	221	A	Holy Cross	49 54									
187	H	Army West Point	59 55	87	H	Navy	66 63									
273	A	Colgate	59 51	220	H	Lafayette	70 45									
64	A	American	64 82	251	A	LIU Brooklyn	69 72									
160	H	Bucknell	66 62	340	H	NJIT	64 50									
183	H	Boston U.	74 58	257	A	Sacred Heart	55 65									

Non-Div I Games: Mansfield 77 47

Lehigh

Average RPI Win: 280		WON-LOST	WINNING	LAST 10	STRENGTH OF		OPP. STRENGTH	TEAM	ADJ.	CONF.	ADJ CONF.
Average RPI Loss: 108		RECORD	PCT. RANK	GAMES	SCHEDULE		OF SCHEDULE	RPI	RPI	RPI	RPI
DIV. I ONLY		9- 8	157	0- 1	206		280	148	148	29	29
DIV. I NON-CONF.		3- 7	254	0- 1	60		155	155	155	29	29

TOTALS		RPI 1-25	RPI 26-50		W-L RECORDS		RPI 51-100	RPI 101-999		RPI 201+	
9- 8		0- 2	0- 2		OVERALL		0- 1	9- 3		8- 2	
4- 0		0- 0	0- 0		HOME		0- 0	4- 0		4- 0	
4- 6		0- 2	0- 0		AWAY		0- 1	4- 3		4- 2	
1- 2		0- 0	0- 2		NEUTRAL		0- 0	1- 0		0- 0	
3- 7		0- 2	0- 2		NON-CONFERENCE		0- 1	3- 2		2- 1	
1- 0		0- 0	0- 0		HOME		0- 0	1- 0		1- 0	
1- 5		0- 2	0- 0		AWAY		0- 1	1- 2		1- 1	
1- 2		0- 0	0- 2		NEUTRAL		0- 0	1- 0		0- 0	
6- 1		0- 0	0- 0		CONFERENCE		0- 0	6- 1		6- 1	
3- 0		0- 0	0- 0		HOME		0- 0	3- 0		3- 0	
3- 1		0- 0	0- 0		AWAY		0- 0	3- 1		3- 1	
0- 0		0- 0	0- 0		NEUTRAL		0- 0	0- 0		0- 0	

RPI 1-25				RPI 26-50				RPI 51-100				RPI 101+ Team's RPI: 148			
RPI	S	Opponent	Score	RPI	S	Opponent	Score	RPI	S	Opponent	Score	RPI	S	Opponent	Score
16	A	Duke	51 68	39	N	Northern Colo.	57 65	86	A	James Madison	47 58	115	A	Drake	68 96
23	A	Michigan	50 74	45	N	Houston	68 75					195	N	Denver	82 69
												212	A	Gardner-Webb	85 60
												247	A	UNC Asheville	41 48
												249	H	Campbell	60 42
												259	A	Presbyterian	76 64
												264	H	Valparaiso	61 40
												296	A	Massachusetts	61 64
												323	A	Old Dominion	63 55
												331	H	Charleston So.	63 53
												343	H	Winthrop	63 37
												348	A	Longwood	63 51

LAST 12 Division I GAMES:															
				115	A	Drake	68 96	331	H	Charleston So.	63 53				
				348	A	Longwood	63 51	259	A	Presbyterian	76 64				
				249	H	Campbell	60 42	16	A	Duke	51 68				
				247	A	UNC Asheville	41 48	39	N	Northern Colo.	57 65				
				212	A	Gardner-Webb	85 60	195	N	Denver	82 69				
				343	H	Winthrop	63 37	86	A	James Madison	47 58				

Non-Div I Games: Shippensburg 105 43 Limestone 68 38

Liberty

Average RPI Win:	288	WON-LOST	WINNING	LAST 10	STRENGTH OF	OPP. STRENGTH	TEAM	ADJ.	CONF.	ADJ CONF.
Average RPI Loss:	145	RECORD	PCT. RANK	GAMES	SCHEDULE	OF SCHEDULE	RPI	RPI	RPI	RPI
DIV. I ONLY	6- 14	278	4- 6	211	276	254	254	22	22	
DIV. I NON-CONF.	4- 11	279	2- 5	258	291	282	282	20	20	

TOTALS	RPI 1-25	RPI 26-50	W-L RECORDS	RPI 51-100	RPI 101-999	RPI 201+				
6- 14	0- 0	0- 2	OVERALL	0- 3	6- 9	6- 4				
2- 6	0- 0	0- 1	HOME	0- 2	2- 3	2- 2				
4- 8	0- 0	0- 1	AWAY	0- 1	4- 6	4- 2				
0- 0	0- 0	0- 0	NEUTRAL	0- 0	0- 0	0- 0				
4- 11	0- 0	0- 1	NON-CONFERENCE	0- 3	4- 7	4- 4				
2- 4	0- 0	0- 0	HOME	0- 2	2- 2	2- 2				
2- 7	0- 0	0- 1	AWAY	0- 1	2- 5	2- 2				
0- 0	0- 0	0- 0	NEUTRAL	0- 0	0- 0	0- 0				
2- 3	0- 0	0- 1	CONFERENCE	0- 0	2- 2	2- 0				
0- 2	0- 0	0- 1	HOME	0- 0	0- 1	0- 0				
2- 1	0- 0	0- 0	AWAY	0- 0	2- 1	2- 0				
0- 0	0- 0	0- 0	NEUTRAL	0- 0	0- 0	0- 0				

RPI 1-25				RPI 26-50				RPI 51-100				RPI 101+				Team's RPI: 254
RPI	S	Opponent	Score	RPI	S	Opponent	Score	RPI	S	Opponent	Score	RPI	S	Opponent	Score	
				33	A	Ball St.	46 84	73	H	Alabama	51 73	116	A	Saint Louis	57 101	
				41	H	FGCU	54 68	77	H	Belmont	59 91	118	A	Jacksonville	48 70	
								81	A	Butler	58 70	123	A	Middle Tenn.	48 72	
												132	A	Vanderbilt	82 92	
												172	H	Stetson	55 59	
												234	H	Morehead St.	55 75	
												235	H	Austin Peay	63 71	
												239	A	North Florida	73 69	
												250	A	Kennesaw St.	64 62	
												252	A	Col. of Charleston	69 85	
												283	H	Alabama A&M	66 50	
												299	H	Murray St.	65 64	
												326	A	Tennessee Tech	61 57	
												331	A	Charleston So.	58 54	
												345	A	Tennessee St.	64 71	

LAST 12 Division I GAMES:																
				41	H	FGCU	54 68	132	A	Vanderbilt	82 92					
				172	H	Stetson	55 59	326	A	Tennessee Tech	61 57					
				239	A	North Florida	73 69	116	A	Saint Louis	57 101					
				118	A	Jacksonville	48 70	345	A	Tennessee St.	64 71					
				250	A	Kennesaw St.	64 62	73	H	Alabama	51 73					
				283	H	Alabama A&M	66 50	77	H	Belmont	59 91					

Non-Div I Games:

Lipscomb

Average RPI Win:	196	WON-LOST	WINNING	LAST 10	STRENGTH OF	OPP. STRENGTH	TEAM	ADJ.	CONF.	ADJ CONF.
Average RPI Loss:	90	RECORD	PCT. RANK	GAMES	SCHEDULE	OF SCHEDULE	RPI	RPI	RPI	RPI
DIV. I ONLY	10- 8	136	7- 3	126	83	129	129	23	23	
DIV. I NON-CONF.	3- 8	268	1- 4	31	6	181	181	23	23	

TOTALS	RPI 1-25	RPI 26-50	W-L RECORDS	RPI 51-100	RPI 101-999	RPI 201+				
10- 8	0- 2	1- 1	OVERALL	0- 1	9- 4	4- 0				
8- 3	0- 0	1- 1	HOME	0- 0	7- 2	2- 0				
2- 5	0- 2	0- 0	AWAY	0- 1	2- 2	2- 0				
0- 0	0- 0	0- 0	NEUTRAL	0- 0	0- 0	0- 0				
3- 8	0- 2	1- 1	NON-CONFERENCE	0- 1	2- 4	0- 0				
3- 3	0- 0	1- 1	HOME	0- 0	2- 2	0- 0				
0- 5	0- 2	0- 0	AWAY	0- 1	0- 2	0- 0				
0- 0	0- 0	0- 0	NEUTRAL	0- 0	0- 0	0- 0				
7- 0	0- 0	0- 0	CONFERENCE	0- 0	7- 0	4- 0				
5- 0	0- 0	0- 0	HOME	0- 0	5- 0	2- 0				
2- 0	0- 0	0- 0	AWAY	0- 0	2- 0	2- 0				
0- 0	0- 0	0- 0	NEUTRAL	0- 0	0- 0	0- 0				

RPI 1-25				RPI 26-50				RPI 51-100				RPI 101+ Team's RPI : 129			
RPI	S	Opponent	Score	RPI	S	Opponent	Score	RPI	S	Opponent	Score	RPI	S	Opponent	Score
3	A	Mississippi St.	48 86	34	H	Oklahoma	68 56	76	A	Kansas St.	51 66	116	A	Saint Louis	45 48
15	A	Texas A&M	49 66	40	H	LSU	37 56					117	H	Missouri St.	63 51
												124	H	Louisiana	78 43
												126	A	Rice	51 58
												156	H	Tulsa	61 74
												157	H	Texas St.	63 48
												162	H	Memphis	86 57
												179	H	UT Arlington	59 57
												191	H	Louisiana Tech	49 58
												213	H	Arkansas St.	53 43
												309	A	Georgia St.	65 50
												332	H	La. -Monroe	57 37
												333	A	Ga. Southern	64 34
LAST 12 Division I GAMES:															
213	H	Arkansas St.	53 43	124	H	Louisiana	78 43								
157	H	Texas St.	63 48	40	H	LSU	37 56								
179	H	UT Arlington	59 57	76	A	Kansas St.	51 66								
333	A	Ga. Southern	64 34	3	A	Mississippi St.	48 86								
309	A	Georgia St.	65 50	191	H	Louisiana Tech	49 58								
332	H	La. -Monroe	57 37	117	H	Missouri St.	63 51								

Non-Div I Games:

Little Rock

Average RPI Win:	282	WON-LOST	WINNING	LAST 10	STRENGTH OF	OPP. STRENGTH	TEAM	ADJ.	CONF.	ADJ CONF.
Average RPI Loss:	210	RECORD	PCT. RANK	GAMES	SCHEDULE	OF SCHEDULE	RPI	RPI	RPI	RPI
DIV. I ONLY	2- 17	334	0- 10	305	272	336	336	21	21	
DIV. I NON-CONF.	2- 12	306	1- 6	264	301	323	323	21	21	

TOTALS	RPI 1-25	RPI 26-50	W-L RECORDS	RPI 51-100	RPI 101-999	RPI 201+				
2- 17	0- 1	0- 1	OVERALL	0- 0	2- 15	2- 12				
0- 7	0- 1	0- 0	HOME	0- 0	0- 6	0- 5				
2- 8	0- 0	0- 0	AWAY	0- 0	2- 0	2- 0				
0- 2	0- 0	0- 0	NEUTRAL	0- 0	0- 2	0- 1				
2- 12	0- 1	0- 1	NON-CONFERENCE	0- 0	2- 10	2- 7				
0- 6	0- 1	0- 0	HOME	0- 0	0- 5	0- 4				
2- 4	0- 0	0- 1	AWAY	0- 0	2- 3	2- 2				
0- 2	0- 0	0- 0	NEUTRAL	0- 0	0- 2	0- 1				
0- 5	0- 0	0- 0	CONFERENCE	0- 0	0- 5	0- 5				
0- 1	0- 0	0- 0	HOME	0- 0	0- 1	0- 1				
0- 4	0- 0	0- 0	AWAY	0- 0	0- 4	0- 4				
0- 0	0- 0	0- 0	NEUTRAL	0- 0	0- 0	0- 0				

RPI 1-25				RPI 26-50				RPI 51-100				RPI 101+ Team's RPI : 336							
RPI	S	Opponent	Score	RPI	S	Opponent	Score	RPI	S	Opponent	Score	RPI	S	Opponent	Score				
9	H	Tennessee	61 90	49	A	Southern Cal i forni a	60 75					168	H	Loyol a Marymount	69 84				
												170	A	San Diego	40 74				
												177	N	Oral Roberts	58 64				
												204	H	Pepperdine	71 83				
												210	A	UC Santa Barbara	44 51				
												210	H	UC Santa Barbara	74 90				
												222	H	Montana St.	51 62				
												233	A	UC Ri versi de	53 77				
												241	A	Hawai i	66 74				
												243	A	Montana	60 67				
												245	H	New Mexico St.	63 72				
												255	H	Illinois St.	51 59				
												279	A	Grand Canyon	65 63				
												284	A	Ari zona	80 72				
												300	A	Cal St. Fullerton	61 67				
												302	N	VCU	59 69				
												340	A	NJIT	57 73				

LAST 12 Division I GAMES:																			
210	H	UC Santa Barbara	74 90	340	A	NJIT	57 73	245	H	New Mexico St.	63 72								
241	A	Hawai i	66 74	255	H	Illinois St.	51 59	9	H	Tennessee	61 90								
300	A	Cal St. Fullerton	61 67	279	A	Grand Canyon	65 63	243	A	Montana	60 67								
233	A	UC Ri versi de	53 77																
210	A	UC Santa Barbara	44 51																
302	N	VCU	59 69																

Non-Div I Games:

Long Beach St.

Loss,
Non-Conf,
S Site,
H Home
A Away
N Neutral

Average RPI Win:	304	WON-LOST	WINNING	LAST 10	STRENGTH OF	OPP. STRENGTH	TEAM	ADJ.	CONF.	ADJ CONF.
Average RPI Loss:	240	RECORD	PCT. RANK	GAMES	SCHEDULE	OF SCHEDULE	RPI	RPI	RPI	RPI
DIV. I ONLY	2- 15	327	1- 9	320	349	348	348	29	29	
DIV. I NON-CONF.	1- 9	318	0- 4	338	348	349	349	29	29	

TOTALS	RPI 1-25	RPI 26-50	W-L RECORDS	RPI 51-100	RPI 101-999	RPI 201+				
2- 15	0- 0	0- 0	OVERALL	0- 1	2- 14	2- 10				
2- 6	0- 0	0- 0	HOME	0- 0	2- 6	2- 3				
0- 9	0- 0	0- 0	AWAY	0- 0	0- 0	0- 0				
0- 0	0- 0	0- 0	NEUTRAL	0- 0	0- 0	0- 0				
1- 9	0- 0	0- 0	NON-CONFERENCE	0- 1	1- 8	1- 7				
1- 3	0- 0	0- 0	HOME	0- 0	1- 3	1- 2				
0- 6	0- 0	0- 0	AWAY	0- 1	0- 5	0- 5				
0- 0	0- 0	0- 0	NEUTRAL	0- 0	0- 0	0- 0				
1- 6	0- 0	0- 0	CONFERENCE	0- 0	1- 6	1- 3				
1- 3	0- 0	0- 0	HOME	0- 0	1- 3	1- 1				
0- 3	0- 0	0- 0	AWAY	0- 0	0- 3	0- 2				
0- 0	0- 0	0- 0	NEUTRAL	0- 0	0- 0	0- 0				

RPI 1-25				RPI 26-50				RPI 51-100				RPI 101+				Team's RPI: 348	
RPI	S	Opponent	Score	RPI	S	Opponent	Score	RPI	S	Opponent	Score	RPI	S	Opponent	Score		
								96	A	George Mason	41	60	119	A	High Point	41	62
												148	H	Liberty	51	63	
												196	H	Norfolk St.	45	64	
												200	H	Radford	33	52	
												212	H	Gardner-Webb	54	61	
												214	A	Eastern Mich.	44	73	
												247	A	UNC Asheville	52	82	
												259	H	Presbyterian	66	56	
												264	H	Valparaiso	68	81	
												289	H	Fairleigh Dickinson	52	72	
												304	A	Delaware St.	56	60	
												319	A	Wagner	43	60	
												328	A	Marshall	45	90	
												331	A	Charleston So.	57	73	
												335	A	N.C. Central	75	87	
												349	H	UMass Lowell	84	82	

LAST 12 Division I GAMES:																	
148	H	Liberty	51	63	331	A	Charleston So.	57	73	196	H	Norfolk St.	45	64			
119	A	High Point	41	62	96	A	George Mason	41	60	214	A	Eastern Mich.	44	73			
200	H	Radford	33	52	212	H	Gardner-Webb	54	61	319	A	Wagner	43	60			
247	A	UNC Asheville	52	82	264	H	Valparaiso	68	81								
212	H	Gardner-Webb	54	61													
259	H	Presbyterian	66	56													

Non-Div I Games: Milligan 66 56

Longwood

Average RPI Win:	251	WON-LOST	WINNING	LAST 10	STRENGTH OF	OPP. STRENGTH	TEAM	ADJ.	CONF.	ADJ CONF.
Average RPI Loss:	85	RECORD	PCT. RANK	GAMES	SCHEDULE	OF SCHEDULE	RPI	RPI	RPI	RPI
DIV. I ONLY	10- 8	136	7- 3	143	164	124	124	23	23	
DIV. I NON-CONF.	5- 6	187	3- 2	97	72	142	142	23	23	

TOTALS	RPI 1-25	RPI 26-50	W-L RECORDS	RPI 51-100	RPI 101-999	RPI 201+				
10- 8	0- 2	0- 1	OVERALL	0- 1	10- 4	8- 0				
6- 1	0- 0	0- 0	HOME	0- 0	6- 1	5- 0				
3- 5	0- 1	0- 0	AWAY	0- 1	3- 1	2- 0				
1- 2	0- 1	0- 0	NEUTRAL	0- 0	1- 1	1- 0				
5- 6	0- 2	0- 1	NON-CONFERENCE	0- 1	5- 2	4- 0				
3- 1	0- 0	0- 0	HOME	0- 0	3- 1	2- 0				
1- 3	0- 1	0- 1	AWAY	0- 1	1- 0	1- 0				
1- 2	0- 1	0- 0	NEUTRAL	0- 0	1- 1	1- 0				
5- 2	0- 0	0- 0	CONFERENCE	0- 0	5- 2	4- 0				
3- 0	0- 0	0- 0	HOME	0- 0	3- 0	3- 0				
2- 2	0- 0	0- 0	AWAY	0- 0	2- 2	1- 0				
0- 0	0- 0	0- 0	NEUTRAL	0- 0	0- 0	0- 0				

RPI 1-25				RPI 26-50				RPI 51-100				RPI 101+ Team's RPI: 124			
RPI	S	Opponent	Score	RPI	S	Opponent	Score	RPI	S	Opponent	Score	RPI	S	Opponent	Score
3	N	Mississippi St.	37 94	40	A	LSU	45 60	67	A	Toledo	55 79	108	H	Auburn	60 70
15	A	Texas A&M	62 83									129	A	Little Rock	43 78
												137	N	Cleveland St.	45 54
												157	A	Texas St.	65 58
												179	A	UT Arlington	61 63
												182	H	New Orleans	66 57
												207	N	Niagara	68 52
												213	A	Arkansas St.	77 75
												268	H	Coastal Caro.	59 55
												272	H	Alcorn	67 47
												280	H	Appalachian St.	61 45
												290	H	McNeese	98 86
												310	A	Southeastern La.	68 56
												332	H	La.-Monroe	63 55
LAST 12 Division I GAMES:															
157	A	Texas St.	65 58	129	A	Little Rock	43 78								
179	A	UT Arlington	61 63	272	H	Alcorn	67 47								
332	H	La.-Monroe	63 55	40	A	LSU	45 60								
268	H	Coastal Caro.	59 55	310	A	Southeastern La.	68 56								
280	H	Appalachian St.	61 45	108	H	Auburn	60 70								
213	A	Arkansas St.	77 75	290	H	McNeese	98 86								

Non-Div I Games: Dillard

53 60

Louisiana

Average RPI Win:	245	WON-LOST	WINNING	LAST 10	STRENGTH OF	OPP. STRENGTH	TEAM	ADJ.	CONF.	ADJ CONF.
Average RPI Loss:	147	RECORD	PCT. RANK	GAMES	SCHEDULE	OF SCHEDULE	RPI	RPI	RPI	RPI

DIV. I ONLY	11- 7	109	7- 3	295	185	191	191	18	18
DIV. I NON-CONF.	8- 4	87	5- 1	275	161	162	162	19	19

TOTALS	RPI 1-25	RPI 26-50	W-L RECORDS	RPI 51-100	RPI 101-999	RPI 201+			
11- 7	0- 1	0- 0	OVERALL	1- 0	10- 6	8- 2			
8- 1	0- 0	0- 0	HOME	0- 0	8- 1	7- 0			
2- 5	0- 1	0- 0	AWAY	0- 0	2- 4	1- 1			
1- 1	0- 0	0- 0	NEUTRAL	1- 0	0- 1	0- 1			
8- 4	0- 1	0- 0	NON-CONFERENCE	1- 0	7- 3	5- 1			
6- 1	0- 0	0- 0	HOME	0- 0	6- 1	5- 0			
1- 2	0- 1	0- 0	AWAY	0- 0	1- 1	0- 0			
1- 1	0- 0	0- 0	NEUTRAL	1- 0	0- 1	0- 1			
3- 3	0- 0	0- 0	CONFERENCE	0- 0	3- 3	3- 1			
2- 0	0- 0	0- 0	HOME	0- 0	2- 0	2- 0			
1- 3	0- 0	0- 0	AWAY	0- 0	1- 3	1- 1			
0- 0	0- 0	0- 0	NEUTRAL	0- 0	0- 0	0- 0			

RPI 1-25				RPI 26-50				RPI 51-100				RPI 101+ Team's RPI: 191			
RPI S	Opponent	Score		RPI S	Opponent	Score		RPI S	Opponent	Score		RPI S	Opponent	Score	
10 A	Texas	54	88					80 N	Penn St.	71	59	108 A	Auburn	59	75
												109 H	Clemson	47	55
												121 A	Southern Miss.	50	65
												129 A	Little Rock	58	49
												162 H	Memphis	65	40
												199 A	Fla. Atlantic	72	86
												207 N	Niagara	67	73
												219 H	North Texas	61	53
												253 H	Grambling	64	53
												272 H	Alcorn	87	50
												278 A	FIU	54	57
												290 H	McNeese	78	62
												313 H	UTSA	63	55
												322 H	Houston Baptist	85	62
												328 A	Marshall	74	65
												332 H	La.-Monroe	71	49

LAST 12 Division I GAMES:															
199 A	Fla. Atlantic	72	86	272 H	Alcorn	87	50								
278 A	FIU	54	57	322 H	Houston Baptist	85	62								
328 A	Marshall	74	65	290 H	McNeese	78	62								
121 A	Southern Miss.	50	65	332 H	La.-Monroe	71	49								
313 H	UTSA	63	55	129 A	Little Rock	58	49								
219 H	North Texas	61	53	109 H	Clemson	47	55								

Non-Div I Games: LSU-Alexandria 87 47

Louisiana Tech

Average RPI Win:	115	WON-LOST	WINNING	LAST 10	STRENGTH OF	OPP. STRENGTH	TEAM	ADJ.	CONF.	ADJ CONF.
Average RPI Loss:	4	RECORD	PCT. RANK	GAMES	SCHEDULE	OF SCHEDULE	RPI	RPI	RPI	RPI
DIV. I ONLY	20- 1	3	9- 1	31	2	7	7	1	1	
DIV. I NON-CONF.	14- 0	1	5- 0	148	12	13	13	1	1	

TOTALS	RPI 1-25	RPI 26-50	W-L RECORDS	RPI 51-100	RPI 101-999	RPI 201+				
20- 1	6- 1	1- 0	OVERALL	4- 0	9- 0	5- 0				
12- 1	4- 1	0- 0	HOME	2- 0	6- 0	4- 0				
8- 0	2- 0	1- 0	AWAY	2- 0	3- 0	1- 0				
0- 0	0- 0	0- 0	NEUTRAL	0- 0	0- 0	0- 0				
14- 0	3- 0	1- 0	NON-CONFERENCE	2- 0	8- 0	5- 0				
9- 0	2- 0	0- 0	HOME	1- 0	6- 0	4- 0				
5- 0	1- 0	1- 0	AWAY	1- 0	2- 0	1- 0				
0- 0	0- 0	0- 0	NEUTRAL	0- 0	0- 0	0- 0				
6- 1	3- 1	0- 0	CONFERENCE	2- 0	1- 0	0- 0				
3- 1	2- 1	0- 0	HOME	1- 0	0- 0	0- 0				
3- 0	1- 0	0- 0	AWAY	1- 0	1- 0	0- 0				
0- 0	0- 0	0- 0	NEUTRAL	0- 0	0- 0	0- 0				

RPI 1-25				Team's RPI : 7				RPI 26-50				RPI 51-100				RPI 101+			
RPI	S	Opponent	Score	RPI	S	Opponent	Score	RPI	S	Opponent	Score	RPI	S	Opponent	Score	RPI	S	Opponent	Score
2	H	Notre Dame	100 67					53	A	Georgia Tech	74 71	113	A	Kentucky	87 63				
4	H	Florida St.	49 50	30	A	South Dakota St.	68 64	67	H	Toledo	90 55	123	H	Middle Tenn.	80 26				
5	H	Oregon	74 61					71	H	Virginia Tech	67 56	132	H	Vanderbilt	79 57				
6	A	Ohio St.	95 90					72	A	Indiana	72 59	155	A	Pittsburgh	77 51				
16	H	Duke	66 60									205	H	Southeast Mo. St.	80 40				
18	A	NC State	55 47									246	H	UT Martin	91 56				
23	H	Michigan	74 49									299	H	Murray St.	115 51				
												315	A	Air Force	62 50				
												345	H	Tennessee St.	95 56				
LAST 12 Division I GAMES:																			
4	H	Florida St.	49 50	53	A	Georgia Tech	74 71	315	A	Air Force	62 50	113	A	Kentucky	87 63				
155	A	Pittsburgh	77 51					123	H	Middle Tenn.	80 26	345	H	Tennessee St.	95 56				
2	H	Notre Dame	100 67					132	H	Vanderbilt	79 57								
71	H	Virginia Tech	67 56																
16	H	Duke	66 60																
18	A	NC State	55 47																

Non-Div I Games:

Average RPI Win: 308

Average RPI Loss: 139

WON-LOST
RECORDWINNING
PCT. RANKLAST 10
GAMESSTRENGTH OF
SCHEDULEOPP. STRENGTH
OF SCHEDULETEAM
RPIADJ.
RPICONF.
RPIADJ CONF.
RPIDIV. I ONLY
DIV. I NON-CONF.3- 15
2- 9314
2952- 8
1- 4194
213166
99291
279291
27924
2224
22

TOTALS

RPI 1-25

RPI 26-50

W-L RECORDS

RPI 51-100

RPI 101-999

RPI 201+

3- 15

0- 2

0- 1

OVERALL

0- 3

3- 9

3- 4

2- 4

0- 1

0- 0

HOME

0- 1

2- 2

2- 2

1- 11

0- 1

0- 1

AWAY

0- 2

1- 7

1- 2

0- 0

0- 0

0- 0

NEUTRAL

0- 0

0- 0

0- 0

2- 9

0- 2

0- 1

NON-CONFERENCE

0- 3

2- 3

2- 2

1- 3

0- 1

0- 0

HOME

0- 1

1- 1

1- 1

1- 6

0- 1

0- 1

AWAY

0- 2

1- 2

1- 1

0- 0

0- 0

0- 0

NEUTRAL

0- 0

0- 0

0- 0

1- 6

0- 0

0- 0

CONFERENCE

0- 0

1- 6

1- 2

1- 1

0- 0

0- 0

HOME

0- 0

1- 1

1- 1

0- 5

0- 0

0- 0

AWAY

0- 0

0- 5

0- 1

0- 0

0- 0

0- 0

NEUTRAL

0- 0

0- 0

0- 0

RPI 1-25

RPI 26-50

RPI 51-100

RPI 101+

Team's RPI: 291

RPI	S	Opponent	Score
12	H	Green Bay	39 76
19	A	Marquette	30 92

RPI	S	Opponent	Score
29	A	DePaul	47 88

RPI	S	Opponent	Score
81	A	Butler	52 64
91	H	Western Mi ch.	47 65
92	A	Milwaukee	41 63

RPI	S	Opponent	Score
115	A	Drake	46 72
117	A	Missouri St.	36 75
147	A	Northern Ill.	71 80
167	A	Southern Ill.	46 62
188	A	UNI	41 70
217	H	Bradley	57 59
236	H	Youngstown St.	49 73
255	H	Illinois St.	62 59
264	A	Valparaiso	60 76
308	A	Fort Wayne	70 79
329	H	Ill. -Chicago	57 55
339	A	Chicago St.	46 28

LAST 12 Division I GAMES:

117	A	Missouri St.	36 75	188	A	UNI	41 70
167	A	Southern Ill.	46 62	329	H	Ill. -Chicago	57 55
264	A	Valparaiso	60 76	81	A	Butler	52 64
255	H	Illinois St.	62 59	12	H	Green Bay	39 76
217	H	Bradley	57 59	147	A	Northern Ill.	71 80
115	A	Drake	46 72	29	A	DePaul	47 88

Non-Div I Games:

Loyol a Chi cago

■ Loss,
 ■ Non-Conf,
 ■ S Site,
 ■ H Home
 ■ A Away
 N Neutral

Average RPI Win:	215	WON-LOST	WINNING	LAST 10	STRENGTH OF	OPP. STRENGTH	TEAM	ADJ.	CONF.	ADJ CONF.
Average RPI Loss:	149	RECORD	PCT. RANK	GAMES	SCHEDULE	OF SCHEDULE	RPI	RPI	RPI	RPI
DIV. I ONLY	6- 14	278	4- 6	98	265	226	226	15	15	
DIV. I NON-CONF.	2- 9	295	0- 3	88	299	254	254	18	18	

TOTALS	RPI 1-25	RPI 26-50	W-L RECORDS	RPI 51-100	RPI 101-999	RPI 201+				
6- 14	0- 2	0- 0	OVERALL	0- 4	6- 8	3- 4				
4- 5	0- 0	0- 0	HOME	0- 2	4- 3	3- 1				
2- 9	0- 2	0- 0	AWAY	0- 2	2- 5	0- 3				
0- 0	0- 0	0- 0	NEUTRAL	0- 0	0- 0	0- 0				
2- 9	0- 2	0- 0	NON-CONFERENCE	0- 2	2- 5	1- 3				
1- 3	0- 0	0- 0	HOME	0- 1	1- 2	1- 1				
1- 6	0- 2	0- 0	AWAY	0- 1	1- 3	0- 2				
0- 0	0- 0	0- 0	NEUTRAL	0- 0	0- 0	0- 0				
4- 5	0- 0	0- 0	CONFERENCE	0- 2	4- 3	2- 1				
3- 2	0- 0	0- 0	HOME	0- 1	3- 1	2- 0				
1- 3	0- 0	0- 0	AWAY	0- 1	1- 2	0- 1				
0- 0	0- 0	0- 0	NEUTRAL	0- 0	0- 0	0- 0				

RPI 1-25				RPI 26-50				RPI 51-100				RPI 101+ Team's RPI: 226			
RPI	S	Opponent	Score	RPI	S	Opponent	Score	RPI	S	Opponent	Score	RPI	S	Opponent	Score
19	A	Marquette	63 83					64	H	American	58 71	146	A	William & Mary	49 70
24	A	Maryland	45 114					87	A	Navy	44 73	150	H	Georgetown	54 72
								96	H	George Mason	72 80	160	A	Bucknell	68 65
								98	A	Delaware	38 71	178	H	Lehigh	67 64
												183	A	Boston U.	56 75
												187	H	Army West Point	62 69
												196	A	Norfolk St.	61 58
												220	A	Lafayette	54 65
												221	H	Holy Cross	77 60
												261	H	Cornell	78 63
												262	A	Mt. St. Mary's	63 71
												270	H	Towson	67 76
												273	H	Colgate	70 55
												276	A	St. Francis Brooklyn	47 64
LAST 12 Division I GAMES:															
178	H	Lehigh	67 64	183	A	Boston U.	56 75								
273	H	Colgate	70 55	187	H	Army West Point	62 69								
160	A	Bucknell	68 65	87	A	Navy	44 73								
220	A	Lafayette	54 65	98	A	Delaware	38 71								
64	H	American	58 71	24	A	Maryland	45 114								
221	H	Holy Cross	77 60	270	H	Towson	67 76								

Non-Div I Games:

Loyola Maryl and

Average RPI	Win: 208	WON-LOST	WINNING	LAST 10	STRENGTH OF	OPP. STRENGTH	TEAM	ADJ.	CONF.	ADJ CONF.
Average RPI	Loss: 144	RECORD	PCT. RANK	GAMES	SCHEDULE	OF SCHEDULE	RPI	RPI	RPI	RPI
DIV. I ONLY	11- 7	109	5- 5	263	148	168	168	12	12	
DIV. I NON-CONF.	7- 3	74	1- 3	304	172	170	170	10	10	

TOTALS	RPI 1-25	RPI 26-50	W-L RECORDS	RPI 51-100	RPI 101-999	RPI 201+				
11- 7	0- 0	0- 1	OVERALL	1- 1	10- 5	7- 2				
6- 4	0- 0	0- 1	HOME	1- 0	5- 3	3- 1				
5- 3	0- 0	0- 0	AWAY	0- 1	5- 2	4- 1				
0- 0	0- 0	0- 0	NEUTRAL	0- 0	0- 0	0- 0				
7- 3	0- 0	0- 1	NON-CONFERENCE	0- 0	7- 2	5- 2				
4- 2	0- 0	0- 1	HOME	0- 0	4- 1	3- 1				
3- 1	0- 0	0- 0	AWAY	0- 0	3- 1	2- 1				
0- 0	0- 0	0- 0	NEUTRAL	0- 0	0- 0	0- 0				
4- 4	0- 0	0- 0	CONFERENCE	1- 1	3- 3	2- 0				
2- 2	0- 0	0- 0	HOME	1- 0	1- 2	0- 0				
2- 2	0- 0	0- 0	AWAY	0- 1	2- 1	2- 0				
0- 0	0- 0	0- 0	NEUTRAL	0- 0	0- 0	0- 0				

RPI	S	Opponent	Score	RPI	S	Opponent	Score	RPI	S	Opponent	Score	RPI	S	Opponent	Score
49	H	Southern Cal i forn i a	70 80	58	A	Gonzaga	67 77	65	H	Saint Mary's (CA)	69 57	114	H	Mi ami (OH)	84 71
												116	A	Saint Loui s	62 60
												120	H	BYU	55 67
												131	H	Paci fi c	75 60
												170	H	San Di ego	54 60
												174	A	San Franci sco	60 78
												210	H	UC Santa Barbara	67 61
												214	H	Eastern Mi ch.	73 64
												216	A	SMU	60 63
												223	H	CSUN	68 75
												233	A	UC Ri versi de	67 59
												269	A	Santa Clara	65 51
												284	H	Ari zona	84 70
												321	A	Portl and	63 60
												336	A	Long Beach St.	84 69
LAST 12 Di vi si on I GAMES:															
321	A	Portl and	63 60	131	H	Paci fi c	75 60								
120	H	BYU	55 67	65	H	Saint Mary's (CA)	69 57								
170	H	San Di ego	54 60	216	A	SMU	60 63								
174	A	San Franci sco	60 78	210	H	UC Santa Barbara	67 61								
58	A	Gonzaga	67 77	223	H	CSUN	68 75								
269	A	Santa Clara	65 51	49	H	Southern Cal i forn i a	70 80								

Non-Di v I Games: Cal St. Dom. Hills 84 52

Loyola Marymount

Average RPI Win: **206**
 Average RPI Loss: **63**

WON-LOST
RECORD

WINNING
PCT. RANK

LAST 10
GAMES

STRENGTH OF
SCHEDULE

OPP. STRENGTH
OF SCHEDULE

TEAM
RPI

ADJ.
RPI

CONF.
RPI

ADJ CONF.
RPI

DIV. I ONLY	10- 8	136	6- 4	45	105	75	75	20	20
DIV. I NON-CONF.	5- 6	187	2- 2	37	7	61	61	24	24

TOTALS	RPI 1-25	RPI 26-50	W-L RECORDS	RPI 51-100	RPI 101-999	RPI 201+			
10- 8	0- 3	0- 0	OVERALL	1- 3	9- 2	5- 0			
4- 2	0- 0	0- 0	HOME	1- 0	3- 2	3- 0			
5- 6	0- 3	0- 0	AWAY	0- 3	5- 0	1- 0			
1- 0	0- 0	0- 0	NEUTRAL	0- 0	1- 0	1- 0			
5- 6	0- 3	0- 0	NON-CONFERENCE	1- 2	4- 1	2- 0			
2- 1	0- 0	0- 0	HOME	1- 0	1- 1	1- 0			
2- 5	0- 3	0- 0	AWAY	0- 2	2- 0	0- 0			
1- 0	0- 0	0- 0	NEUTRAL	0- 0	1- 0	1- 0			
5- 2	0- 0	0- 0	CONFERENCE	0- 1	5- 1	3- 0			
2- 1	0- 0	0- 0	HOME	0- 0	2- 1	2- 0			
3- 1	0- 0	0- 0	AWAY	0- 1	3- 0	1- 0			
0- 0	0- 0	0- 0	NEUTRAL	0- 0	0- 0	0- 0			

RPI 1-25				RPI 26-50				RPI 51-100				RPI 101+			
RPI	S	Opponent	Score	RPI	S	Opponent	Score	RPI	S	Opponent	Score	RPI	S	Opponent	Score
3	A	Mississippi St.	43 83					62	A	Miami (FL)	70 80	104	A	Dartmouth	64 51
6	A	Ohio St.	70 83					67	A	Toledo	64 65	107	H	Tulane	34 42
16	A	Duke	39 69					70	A	Albany (NY)	54 68	138	A	Hartford	59 44
								88	H	Harvard	76 51	163	A	New Hampshire	56 46
												175	H	Binghamton	62 66
												184	A	Boston College	61 40
												231	H	Stony Brook	64 56
												250	N	Kennesaw St.	75 39
												281	H	Bryant	70 68
												294	H	Vermont	64 55
												327	A	UMBC	64 50

LAST 12 Division I GAMES:															
163	A	New Hampshire	56 46	231	H	Stony Brook	64 56	184	A	Boston College	61 40	16	A	Duke	39 69
138	A	Hartford	59 44					3	A	Mississippi St.	43 83	104	A	Dartmouth	64 51
294	H	Vermont	64 55					6	A	Ohio St.	70 83				
70	A	Albany (NY)	54 68												
327	A	UMBC	64 50												
175	H	Binghamton	62 66												

Non-Div I Games: Maine Maritime 89 49 Me.-Fort Kent 100 40

Maine

Loss, Non-Conf, S Site, H Home A Away N Neutral

Average RPI Win:	300	WON-LOST	WINNING	LAST 10	STRENGTH OF	OPP. STRENGTH	TEAM	ADJ.	CONF.	ADJ CONF.
Average RPI Loss:	126	RECORD	PCT. RANK	GAMES	SCHEDULE	OF SCHEDULE	RPI	RPI	RPI	RPI
DIV. I ONLY	7- 11	236	5- 5	205	258	232	232	27	27	
DIV. I NON-CONF.	3- 8	268	1- 4	77	227	206	206	26	26	

TOTALS	RPI 1-25	RPI 26-50	W-L RECORDS	RPI 51-100	RPI 101-999	RPI 201+				
7- 11	0- 1	0- 1	OVERALL	0- 4	7- 5	7- 3				
4- 3	0- 0	0- 0	HOME	0- 3	4- 0	4- 0				
2- 8	0- 1	0- 1	AWAY	0- 1	2- 5	2- 3				
1- 0	0- 0	0- 0	NEUTRAL	0- 0	1- 0	1- 0				
3- 8	0- 1	0- 1	NON-CONFERENCE	0- 3	3- 3	3- 2				
1- 2	0- 0	0- 0	HOME	0- 2	1- 0	1- 0				
1- 6	0- 1	0- 1	AWAY	0- 1	1- 3	1- 2				
1- 0	0- 0	0- 0	NEUTRAL	0- 0	1- 0	1- 0				
4- 3	0- 0	0- 0	CONFERENCE	0- 1	4- 2	4- 1				
3- 1	0- 0	0- 0	HOME	0- 1	3- 0	3- 0				
1- 2	0- 0	0- 0	AWAY	0- 0	1- 2	1- 1				
0- 0	0- 0	0- 0	NEUTRAL	0- 0	0- 0	0- 0				

RPI 1-25				RPI 26-50				RPI 51-100				RPI 101+ Team's RPI: 232			
RPI	S	Opponent	Score	RPI	S	Opponent	Score	RPI	S	Opponent	Score	RPI	S	Opponent	Score
17	A	Cal i forni a	66 87	36	A	Vi rgi ni a	47 69	55	H	Qui nni pi ac	64 80	163	A	New Hampshi re	55 68
								70	H	Al bany (NY)	56 62	197	A	Mari st	40 65
								74	H	Fordham	48 54	207	A	Ni agara	64 65
								80	A	Penn St.	46 78	231	A	Stony Brook	59 74
												251	A	LIU Brookl yn	72 38
												257	A	Sacred Heart	61 65
												276	H	St. Francis Brookl yn	57 54
												298	A	Cani si us	59 56
												298	H	Cani si us	58 39
												305	N	Coppin St.	74 56
												337	H	Iona	67 63
												338	H	Saint Peter's	76 64

LAST 12 Di vi si on I GAMES:															
337	H	Iona	67 63	338	H	Saint Peter's	76 64								
207	A	Ni agara	64 65	36	A	Vi rgi ni a	47 69								
298	A	Cani si us	59 56	251	A	LIU Brookl yn	72 38								
197	A	Mari st	40 65	163	A	New Hampshi re	55 68								
298	H	Cani si us	58 39	70	H	Al bany (NY)	56 62								
55	H	Qui nni pi ac	64 80	80	A	Penn St.	46 78								

Non-Di v I Games:

Manhattan

Average RPI	Win:	269	WON-LOST	WINNING	LAST 10	STRENGTH OF	OPP. STRENGTH	TEAM	ADJ.	CONF.	ADJ CONF.
Average RPI	Loss:	124	RECORD	PCT. RANK	GAMES	SCHEDULE	OF SCHEDULE	RPI	RPI	RPI	RPI
DIV. I ONLY		10- 10	170	7- 3	236	209	197	197	27	27	
DIV. I NON-CONF.		4- 8	239	3- 1	189	159	233	233	26	26	

TOTALS	RPI 1-25		RPI 26-50		W-L RECORDS	RPI 51-100	RPI 101-999		RPI 201+		
10- 10	0- 0		0- 2		OVERALL	0- 3	10- 5		9- 1		
6- 2	0- 0		0- 0		HOME	0- 1	6- 1		6- 0		
4- 6	0- 0		0- 0		AWAY	0- 2	4- 4		3- 1		
0- 2	0- 0		0- 2		NEUTRAL	0- 0	0- 0		0- 0		
4- 8	0- 0		0- 2		NON-CONFERENCE	0- 2	4- 4		3- 1		
2- 2	0- 0		0- 0		HOME	0- 1	2- 1		2- 0		
2- 4	0- 0		0- 0		AWAY	0- 1	2- 3		1- 1		
0- 2	0- 0		0- 2		NEUTRAL	0- 0	0- 0		0- 0		
6- 2	0- 0		0- 0		CONFERENCE	0- 1	6- 1		6- 0		
4- 0	0- 0		0- 0		HOME	0- 0	4- 0		4- 0		
2- 2	0- 0		0- 0		AWAY	0- 1	2- 1		2- 0		
0- 0	0- 0		0- 0		NEUTRAL	0- 0	0- 0		0- 0		

RPI	S	Opponent	Score	RPI	S	Opponent	Score	RPI	S	Opponent	Score	RPI	S	Opponent	Score	Team's RPI: 197
46	N	Purdue	47 61	55	A	Qui nni pi ac	56 62	104	H	Dartmouth	51 60	173	A	Temple	77 83	
49	N	Southern Cal i forni a	57 78	87	H	Navy	70 77	183	A	Boston U.	80 52	189	A	Northeastern	72 78	
				99	A	Seton Hal l	60 85	201	A	Si ena	53 58	221	H	Holy Cross	85 74	
								232	H	Manhattan	65 40	241	A	Hawai i	63 70	
								267	A	Ri der	80 69	267	H	Ri der	68 67	
								277	H	Fai rfi el d	71 63	287	H	Monmouth	69 46	
								296	A	Massachusetts	88 60	320	H	Rhode Island	64 42	
								338	A	Saint Peter's	86 53					

LAST 12 Di vi si on I GAMES:																
267	H	Ri der	68 67	287	H	Monmouth	69 46									
201	A	Si ena	53 58	267	A	Ri der	80 69									
277	H	Fai rfi el d	71 63	296	A	Massachusetts	88 60									
55	A	Qui nni pi ac	56 62	173	A	Temple	77 83									
232	H	Manhattan	65 40	183	A	Boston U.	80 52									
338	A	Saint Peter's	86 53	320	H	Rhode Island	64 42									

Non-Di v I Games:

Marist

RPI 1-25				Team's RPI: 19				RPI 26-50				RPI 51-100				RPI 101+			
RPI	S	Opponent	Score	RPI	S	Opponent	Score	RPI	S	Opponent	Score	RPI	S	Opponent	Score				
2	A	Notre Dame	85 91	27	A	Villanova	67 57	68	A	New Mexico	87 88	150	A	Georgetown	58 85				
9	N	Tennessee	99 101	29	H	DePaul	93 81	81	H	Butler	69 67	158	H	Xavier	88 67				
12	A	Green Bay	55 63	37	H	St. John's (NY)	74 72	92	A	Milwaukee	83 68	181	A	Providence	77 60				
23	A	Michigan	76 82	48	A	Creighton	92 77	99	H	Seton Hall	97 84	187	H	Army West Point	83 53				
LAST 12 Division I GAMES:																			
				27	A	Villanova	67 57	29	H	DePaul	93 81								
				150	A	Georgetown	58 85	99	H	Seton Hall	97 84								
				158	H	Xavier	88 67	37	H	St. John's (NY)	74 72								
				81	H	Butler	69 67	2	A	Notre Dame	85 91								
				181	A	Providence	77 60	92	A	Milwaukee	83 68								
				48	A	Creighton	92 77	187	H	Army West Point	83 53								

Non-Div I Games:

Average RPI Win:	332	WON-LOST	WINNING	LAST 10	STRENGTH OF	OPP. STRENGTH	TEAM	ADJ.	CONF.	ADJ CONF.
Average RPI Loss:	175	RECORD	PCT. RANK	GAMES	SCHEDULE	OF SCHEDULE	RPI	RPI	RPI	RPI
DIV. I ONLY	4- 12	295	1- 7	316	228	328	328	18	18	
DIV. I NON-CONF.	4- 7	226	2- 3	333	264	327	327	19	19	

TOTALS	RPI 1-25	RPI 26-50	W-L RECORDS	RPI 51-100	RPI 101-999	RPI 201+				
4- 12	0- 0	0- 0	OVERALL	0- 3	4- 9	4- 3				
3- 6	0- 0	0- 0	HOME	0- 3	3- 3	3- 1				
1- 6	0- 0	0- 0	AWAY	0- 0	1- 6	1- 2				
0- 0	0- 0	0- 0	NEUTRAL	0- 0	0- 0	0- 0				
4- 7	0- 0	0- 0	NON-CONFERENCE	0- 2	4- 5	4- 1				
3- 4	0- 0	0- 0	HOME	0- 2	3- 2	3- 1				
1- 3	0- 0	0- 0	AWAY	0- 0	1- 3	1- 0				
0- 0	0- 0	0- 0	NEUTRAL	0- 0	0- 0	0- 0				
0- 5	0- 0	0- 0	CONFERENCE	0- 1	0- 4	0- 2				
0- 2	0- 0	0- 0	HOME	0- 1	0- 1	0- 0				
0- 3	0- 0	0- 0	AWAY	0- 0	0- 3	0- 2				
0- 0	0- 0	0- 0	NEUTRAL	0- 0	0- 0	0- 0				

RPI	S	Opponent	Score	RPI	S	Opponent	Score	RPI	S	Opponent	Score	RPI	S	Opponent	Score
57	H	Western Ky.	66 86	78	H	Ohio	52 54	80	H	Penn St.	65 80	113	A	Kentucky	39 69
												137	A	Cleveland St.	76 85
												167	H	Southern Ill.	59 64
												191	H	Louisiana Tech	65 74
												192	A	Florida	69 74
												199	A	Fla. Atlantic	59 79
												278	A	FIU	54 67
												280	H	Appalachian St.	54 56
												292	H	Morgan St.	73 68
												323	A	Old Dominion	53 69
												343	H	Winthrop	70 40
												345	A	Tennessee St.	71 65
												348	H	Longwood	90 45

LAST 12 Division I GAMES:															
57	H	Western Ky.	66 86	280	H	Appalachian St.	54 56								
323	A	Old Dominion	53 69	192	A	Florida	69 74								
191	H	Louisiana Tech	65 74	292	H	Morgan St.	73 68								
278	A	FIU	54 67	167	H	Southern Ill.	59 64								
199	A	Fla. Atlantic	59 79	343	H	Winthrop	70 40								
345	A	Tennessee St.	71 65	113	A	Kentucky	39 69								

Non-Div I Games: Ky. Christian 111 38 Alice Lloyd 96 46

Marshall

Average RPI Win:	148	WON-LOST	WINNING	LAST 10	STRENGTH OF	OPP. STRENGTH	TEAM	ADJ.	CONF.	ADJ CONF.
Average RPI Loss:	21	RECORD	PCT. RANK	GAMES	SCHEDULE	OF SCHEDULE	RPI	RPI	RPI	RPI
DIV. I ONLY	17- 3	14	1- 0	67	15	24	24	3	3	
DIV. I NON-CONF.	11- 2	23	1- 0	115	36	31	31	4	4	

TOTALS	RPI 1-25	RPI 26-50	W-L RECORDS	RPI 51-100	RPI 101-999	RPI 201+				
17- 3	1- 2	2- 1	OVERALL	5- 0	9- 0	7- 0				
10- 2	1- 1	1- 1	HOME	3- 0	5- 0	4- 0				
6- 1	0- 1	1- 0	AWAY	2- 0	3- 0	2- 0				
1- 0	0- 0	0- 0	NEUTRAL	0- 0	1- 0	1- 0				
11- 2	0- 2	1- 0	NON-CONFERENCE	3- 0	7- 0	7- 0				
6- 1	0- 1	0- 0	HOME	2- 0	4- 0	4- 0				
4- 1	0- 1	1- 0	AWAY	1- 0	2- 0	2- 0				
1- 0	0- 0	0- 0	NEUTRAL	0- 0	1- 0	1- 0				
6- 1	1- 0	1- 1	CONFERENCE	2- 0	2- 0	0- 0				
4- 1	1- 0	1- 1	HOME	1- 0	1- 0	0- 0				
2- 0	0- 0	0- 0	AWAY	1- 0	1- 0	0- 0				
0- 0	0- 0	0- 0	NEUTRAL	0- 0	0- 0	0- 0				

RPI	S	Opponent	Score	RPI	S	Opponent	Score	RPI	S	Opponent	Score	RPI	S	Opponent	Score
1	A	UConn	72 97	31	H	Iowa	80 64	62	A	Miami (FL)	79 71	165	H	Illinois	100 65
6	H	Ohio St.	99 69	36	A	Virginia	60 59	70	H	Albany (NY)	91 58	190	A	Wisconsin	71 44
21	H	South Carolina	86 94	42	H	Michigan St.	68 82	72	H	Indiana	74 70	207	H	Niagara	92 65
								80	A	Penn St.	69 65	224	A	Akron	75 54
								100	H	George Washington	80 54	226	H	Loyola Maryland	114 45
												238	H	Howard	111 49
												250	N	Kennesaw St.	89 35
												262	H	Mt. St. Mary's	97 57
												305	A	Coppin St.	113 49

LAST 12 Division I GAMES:															
62	A	Miami (FL)	79 71	80	A	Penn St.	69 65	165	H	Illinois	100 65	226	H	Loyola Maryland	114 45
6	H	Ohio St.	99 69	100	H	George Washington	80 54	305	A	Coppin St.	113 49	262	H	Mt. St. Mary's	97 57
72	H	Indiana	74 70												
42	H	Michigan St.	68 82												
190	A	Wisconsin	71 44												
31	H	Iowa	80 64												

Non-Div I Games:

Maryland

Average RPI Win:	293	WON-LOST	WINNING	LAST 10	STRENGTH OF	OPP. STRENGTH	TEAM	ADJ.	CONF.	ADJ CONF.
Average RPI Loss:	175	RECORD	PCT. RANK	GAMES	SCHEDULE	OF SCHEDULE	RPI	RPI	RPI	RPI
DIV. I ONLY	7- 11	236	3- 7	338	275	296	296	13	13	
DIV. I NON-CONF.	6- 5	153	3- 1	346	338	298	298	11	11	

TOTALS	RPI 1-25	RPI 26-50	W-L RECORDS	RPI 51-100	RPI 101-999	RPI 201+				
7- 11	0- 0	0- 0	OVERALL	0- 2	7- 9	6- 3				
4- 4	0- 0	0- 0	HOME	0- 1	4- 3	3- 0				
2- 7	0- 0	0- 0	AWAY	0- 1	2- 6	2- 3				
1- 0	0- 0	0- 0	NEUTRAL	0- 0	1- 0	1- 0				
6- 5	0- 0	0- 0	NON-CONFERENCE	0- 0	6- 5	5- 2				
3- 2	0- 0	0- 0	HOME	0- 0	3- 2	2- 0				
2- 3	0- 0	0- 0	AWAY	0- 0	2- 3	2- 2				
1- 0	0- 0	0- 0	NEUTRAL	0- 0	1- 0	1- 0				
1- 6	0- 0	0- 0	CONFERENCE	0- 2	1- 4	1- 1				
1- 2	0- 0	0- 0	HOME	0- 1	1- 1	1- 0				
0- 4	0- 0	0- 0	AWAY	0- 1	0- 3	0- 1				
0- 0	0- 0	0- 0	NEUTRAL	0- 0	0- 0	0- 0				

RPI 1-25				RPI 26-50				RPI 51-100				RPI 101+				Team's RPI: 296
RPI	S	Opponent	Score	RPI	S	Opponent	Score	RPI	S	Opponent	Score	RPI	S	Opponent	Score	
								59	A	Duquesne	57 60	116	A	Saint Louis	63 64	
								74	H	Fordham	51 62	141	A	North Dakota	52 82	
												148	H	Liberty	64 61	
												151	A	Davi dson	81 87	
												166	H	Saint Joseph's	79 84	
												189	H	Northeastern	54 64	
												197	H	Marist	60 88	
												237	A	St. Bonaventure	59 69	
												270	H	Towson	72 49	
												275	A	North Dakota St.	70 82	
												297	A	Incarnate Word	64 45	
												302	H	VCU	79 75	
												317	A	UTRGV	59 67	
												338	H	Saint Peter's	81 65	
												346	N	Mi ssi ssi ppi Val .	85 46	
												349	A	UMass Lowell	73 63	

LAST 12 Division I GAMES:																
151	A	Davi dson	81 87	59	A	Duquesne	57 60	197	H	Marist	60 88	349	A	UMass Lowell	73 63	
302	H	VCU	79 75	346	N	Mi ssi ssi ppi Val .	85 46	317	A	UTRGV	59 67					
116	A	Saint Louis	63 64													
166	H	Saint Joseph's	79 84													
237	A	St. Bonaventure	59 69													
74	H	Fordham	51 62													

Non-Div I Games: Me.-Fort Kent 111 45 Fisher 121 38

Massachusetts

Average RPI Win: **316**
 Average RPI Loss: **157**

WON-LOST
RECORD

WINNING
PCT. RANK

LAST 10
GAMES

STRENGTH OF
SCHEDULE

OPP. STRENGTH
OF SCHEDULE

TEAM
RPI

ADJ.
RPI

CONF.
RPI

ADJ CONF.
RPI

DIV. I ONLY	5- 10	259	4- 6	311	202	290	290	25	25
DIV. I NON-CONF.	1- 7	310	0- 4	134	130	288	288	25	25
TOTALS	RPI 1-25	RPI 26-50	W-L RECORDS	RPI 51-100	RPI 101-999	RPI 201+			
5- 10	0- 2	0- 0	OVERALL	0- 0	5- 8	5- 4			
2- 5	0- 0	0- 0	HOME	0- 0	2- 5	2- 3			
3- 5	0- 2	0- 0	AWAY	0- 0	3- 3	3- 1			
0- 0	0- 0	0- 0	NEUTRAL	0- 0	0- 0	0- 0			
1- 7	0- 2	0- 0	NON-CONFERENCE	0- 0	1- 5	1- 2			
1- 2	0- 0	0- 0	HOME	0- 0	1- 2	1- 1			
0- 5	0- 2	0- 0	AWAY	0- 0	0- 3	0- 1			
0- 0	0- 0	0- 0	NEUTRAL	0- 0	0- 0	0- 0			
4- 3	0- 0	0- 0	CONFERENCE	0- 0	4- 3	4- 2			
1- 3	0- 0	0- 0	HOME	0- 0	1- 3	1- 2			
3- 0	0- 0	0- 0	AWAY	0- 0	3- 0	3- 0			
0- 0	0- 0	0- 0	NEUTRAL	0- 0	0- 0	0- 0			

RPI	S	Opponent	Score	RPI	S	Opponent	Score	RPI	S	Opponent	Score	RPI	S	Opponent	Score	Team's RPI: 290
10	A	Texas	34	100								107	H	Tulane	66	70
13	A	Baylor	34	95								124	A	Louisiana	86	98
												182	H	New Orleans	64	77
												191	A	Louisiana Tech	62	78
												216	A	SMU	59	65
												218	H	Abilene Christian	75	80
												253	H	Grambling	60	75
												260	H	Nicholls St.	54	61
												297	A	Incarate Word	66	57
												310	A	Southeastern La.	77	65
												318	H	Northwestern St.	72	67
												322	A	Houston Baptist	86	74
												332	H	La.-Monroe	65	61
LAST 12 Division I GAMES:																
322	A	Houston Baptist	86	74	297	A	Incarate Word	66	57							
310	A	Southeastern La.	77	65	216	A	SMU	59	65							
260	H	Nicholls St.	54	61	191	A	Louisiana Tech	62	78							
182	H	New Orleans	64	77	13	A	Baylor	34	95							
218	H	Abilene Christian	75	80	124	A	Louisiana	86	98							
318	H	Northwestern St.	72	67	107	H	Tulane	66	70							

Non-Div I Games: LSU-Alexandria 73 53 Louisiana Col. 84 46 Southern-N. O. 76 61

McNeese

Average RPI Win: 216

Average RPI Loss: 92

WON-LOST
RECORDWINNING
PCT. RANKLAST 10
GAMESSTRENGTH OF
SCHEDULEOPP. STRENGTH
OF SCHEDULETEAM
RPIADJ.
RPICONF.
RPIADJ CONF.
RPIDIV. I ONLY
DIV. I NON-CONF.7- 13
5- 8255
2205- 5
4- 135
9992
164162
217162
2178
78
7

TOTALS

RPI 1-25

RPI 26-50

W-L RECORDS

RPI 51-100

RPI 101-999

RPI 201+

7- 13

0- 3

0- 2

OVERALL

1- 1

6- 7

4- 0

5- 5

0- 1

0- 1

HOME

1- 1

4- 2

4- 0

2- 5

0- 1

0- 0

AWAY

0- 0

2- 4

0- 0

0- 3

0- 1

0- 1

NEUTRAL

0- 0

0- 1

0- 0

5- 8

0- 1

0- 1

NON-CONFERENCE

1- 1

4- 5

3- 0

4- 3

0- 0

0- 0

HOME

1- 1

3- 2

3- 0

1- 2

0- 0

0- 0

AWAY

0- 0

1- 2

0- 0

0- 3

0- 1

0- 1

NEUTRAL

0- 0

0- 1

0- 0

2- 5

0- 2

0- 1

CONFERENCE

0- 0

2- 2

1- 0

1- 2

0- 1

0- 1

HOME

0- 0

1- 0

1- 0

1- 3

0- 1

0- 0

AWAY

0- 0

1- 2

0- 0

0- 0

0- 0

0- 0

NEUTRAL

0- 0

0- 0

0- 0

RPI 1-25

RPI 26-50

RPI 51-100

RPI 101+

Team's RPI: 162

RPI	S	Opponent	Score
1	A	UConn	49 97
1	H	UConn	36 93
6	N	Ohio St.	69 100

RPI	S	Opponent	Score
28	H	South Fla.	62 81
29	N	DePaul	67 81

RPI	S	Opponent	Score
84	H	IUPUI	57 80
89	H	UAB	64 62

RPI	S	Opponent	Score
106	N	Kent St.	55 70
129	A	Little Rock	57 86
132	A	Vanderbilt	71 60
139	A	Cincinnati	53 64
153	A	Wichita St.	61 69
156	A	Tulsa	69 48
165	H	Illinois	47 63
167	H	Southern Ill.	56 68
191	A	Louisiana Tech	40 65
244	H	East Carolina	72 36
253	H	Grambling	57 48
293	H	Jackson St.	64 53
345	H	Tennessee St.	79 75

LAST 12 Division I GAMES:

1	H	UConn	36 93	1	A	UConn	49 97
139	A	Cincinnati	53 64	253	H	Grambling	57 48
28	H	South Fla.	62 81	293	H	Jackson St.	64 53
156	A	Tulsa	69 48	132	A	Vanderbilt	71 60
153	A	Wichita St.	61 69	89	H	UAB	64 62
244	H	East Carolina	72 36	165	H	Illinois	47 63

Non-Div I Games:

Memphis

Average RPI Win:	221	WON-LOST	WINNING	LAST 10	STRENGTH OF	OPP. STRENGTH	TEAM	ADJ.	CONF.	ADJ CONF.
Average RPI Loss:	39	RECORD	PCT. RANK	GAMES	SCHEDULE	OF SCHEDULE	RPI	RPI	RPI	RPI
DIV. I ONLY	18- 2	5	10- 0	278	161	79	79	17	17	
DIV. I NON-CONF.	13- 2	21	7- 0	243	173	69	69	14	14	

TOTALS	RPI 1-25	RPI 26-50	W-L RECORDS	RPI 51-100	RPI 101-999	RPI 201+				
18- 2	0- 1	1- 0	OVERALL	2- 1	15- 0	10- 0				
8- 1	0- 1	0- 0	HOME	1- 0	7- 0	6- 0				
9- 0	0- 0	1- 0	AWAY	1- 0	7- 0	3- 0				
1- 1	0- 0	0- 0	NEUTRAL	0- 1	1- 0	1- 0				
13- 2	0- 1	1- 0	NON-CONFERENCE	2- 1	10- 0	7- 0				
6- 1	0- 1	0- 0	HOME	1- 0	5- 0	4- 0				
6- 0	0- 0	1- 0	AWAY	1- 0	4- 0	2- 0				
1- 1	0- 0	0- 0	NEUTRAL	0- 1	1- 0	1- 0				
5- 0	0- 0	0- 0	CONFERENCE	0- 0	5- 0	3- 0				
2- 0	0- 0	0- 0	HOME	0- 0	2- 0	2- 0				
3- 0	0- 0	0- 0	AWAY	0- 0	3- 0	1- 0				
0- 0	0- 0	0- 0	NEUTRAL	0- 0	0- 0	0- 0				

RPI 1-25				RPI 26-50				RPI 51-100 Team's RPI: 79				RPI 101+			
RPI	S	Opponent	Score	RPI	S	Opponent	Score	RPI	S	Opponent	Score	RPI	S	Opponent	Score
20	H	Georgia	54 72	50	A	UCF	73 64	57	N	Western Ky.	62 67	151	H	Davidson	69 54
								85	A	North Carolina	97 86	161	A	Furman	86 64
								100	H	George Washington	61 44	176	A	Samford	73 59
												193	A	Charlotte	90 74
												199	A	Fla. Atlantic	66 55
												228	H	UNCG	80 57
												238	H	Howard	70 44
												247	A	UNC Asheville	67 56
												249	A	Campbell	58 57
												288	A	Wofford	71 46
												302	N	VCU	70 54
												311	H	Western Caro.	72 50
												324	H	South Carolina St.	74 53
												333	H	Ga. Southern	72 45
												343	H	Winthrop	93 45

LAST 12 Division I GAMES:															
311	H	Western Caro.	72 50	85	A	North Carolina	97 86	238	H	Howard	70 44	324	H	South Carolina St.	74 53
228	H	UNCG	80 57	247	A	UNC Asheville	67 56	343	H	Winthrop	93 45	100	H	George Washington	61 44
176	A	Samford	73 59	100	H	George Washington	61 44								
161	A	Furman	86 64												
288	A	Wofford	71 46												
193	A	Charlotte	90 74												

Non-Div I Games:

Mercer

Average RPI	Win:	162	WON-LOST	WINNING	LAST 10	STRENGTH OF	OPP. STRENGTH	TEAM	ADJ.	CONF.	ADJ CONF.
Average RPI	Loss:	51	RECORD	PCT. RANK	GAMES	SCHEDULE	OF SCHEDULE	RPI	RPI	RPI	RPI
DIV. I ONLY		14- 6	70	7- 3	57	32	62	62	1	1	
DIV. I NON-CONF.		10- 3	51	5- 0	176	76	96	96	1	1	

TOTALS	RPI 1-25		RPI 26-50		W-L RECORDS		RPI 51-100		RPI 101-999		RPI 201+
14- 6	2- 3		1- 1		OVERALL		1- 0		10- 2		4- 0
10- 3	2- 1		1- 1		HOME		1- 0		6- 1		3- 0
2- 3	0- 2		0- 0		AWAY		0- 0		2- 1		0- 0
2- 0	0- 0		0- 0		NEUTRAL		0- 0		2- 0		1- 0
10- 3	0- 1		1- 1		NON-CONFERENCE		1- 0		8- 1		4- 0
8- 2	0- 1		1- 1		HOME		1- 0		6- 0		3- 0
0- 1	0- 0		0- 0		AWAY		0- 0		0- 1		0- 0
2- 0	0- 0		0- 0		NEUTRAL		0- 0		2- 0		1- 0
4- 3	2- 2		0- 0		CONFERENCE		0- 0		2- 1		0- 0
2- 1	2- 0		0- 0		HOME		0- 0		0- 1		0- 0
2- 2	0- 2		0- 0		AWAY		0- 0		2- 0		0- 0
0- 0	0- 0		0- 0		NEUTRAL		0- 0		0- 0		0- 0

RPI 1-25				RPI 26-50				RPI 51-100 Team's RPI: 62				RPI 101+			
RPI	S	Opponent	Score	RPI	S	Opponent	Score	RPI	S	Opponent	Score	RPI	S	Opponent	Score
2	A	Notre Dame	76 83	37	H	St. John's (NY)	64 74	75	H	Maine	80 70	102	H	Wake Forest	50 61
4	A	Florida St.	67 105	42	H	Michigan St.	67 57					109	A	Clemson	72 60
16	H	Duke	51 48									113	H	Kentucky	65 54
24	H	Maryland	71 79									135	A	Colorado	61 67
25	H	Syracuse	72 67									167	N	Southern Ill.	75 65
												182	H	New Orleans	76 46
												184	A	Boston College	65 43
												198	H	Bethune-Cookman	85 39
												271	N	Sacramento St.	82 56
												278	H	FIU	77 69
												294	H	Vermont	73 49
												316	H	Alabama St.	79 31

LAST 12 Division I GAMES:															
184	A	Boston College	65 43	16	H	Duke	51 48	198	H	Bethune-Cookman	85 39	167	N	Southern Ill.	75 65
25	H	Syracuse	72 67					271	N	Sacramento St.	82 56				
109	A	Clemson	72 60					316	H	Alabama St.	79 31	113	H	Kentucky	65 54
4	A	Florida St.	67 105												
102	H	Wake Forest	50 61												
2	A	Notre Dame	76 83												

Non-Div I Games:

Mi ami (FL)

Average RPI Win:	224	WON-LOST	WINNING	LAST 10	STRENGTH OF	OPP. STRENGTH	TEAM	ADJ.	CONF.	ADJ CONF.
Average RPI Loss:	94	RECORD	PCT. RANK	GAMES	SCHEDULE	OF SCHEDULE	RPI	RPI	RPI	RPI
DIV. I ONLY	11- 8	125	5- 5	133	191	114	114	7	7	
DIV. I NON-CONF.	8- 3	65	4- 0	248	296	99	99	8	8	

TOTALS	RPI 1-25	RPI 26-50	W-L RECORDS	RPI 51-100	RPI 101-999	RPI 201+				
11- 8	0- 1	0- 3	OVERALL	1- 1	10- 3	7- 1				
7- 2	0- 0	0- 1	HOME	0- 0	7- 1	5- 1				
3- 6	0- 1	0- 2	AWAY	1- 1	2- 2	2- 0				
1- 0	0- 0	0- 0	NEUTRAL	0- 0	1- 0	0- 0				
8- 3	0- 0	0- 1	NON-CONFERENCE	1- 0	7- 2	5- 0				
5- 0	0- 0	0- 0	HOME	0- 0	5- 0	4- 0				
2- 3	0- 0	0- 1	AWAY	1- 0	1- 2	1- 0				
1- 0	0- 0	0- 0	NEUTRAL	0- 0	1- 0	0- 0				
3- 5	0- 1	0- 2	CONFERENCE	0- 1	3- 1	2- 1				
2- 2	0- 0	0- 1	HOME	0- 0	2- 1	1- 1				
1- 3	0- 1	0- 1	AWAY	0- 1	1- 0	1- 0				
0- 0	0- 0	0- 0	NEUTRAL	0- 0	0- 0	0- 0				

RPI 1-25				RPI 26-50				RPI 51-100				RPI 101+ Team's RPI: 114			
RPI	S	Opponent	Score	RPI	S	Opponent	Score	RPI	S	Opponent	Score	RPI	S	Opponent	Score
22	A	Buffalo	67 72	33	A	Ball St.	61 86	84	A	IUPUI	96 83	136	H	Jacksonville St.	58 55
				38	H	Central Mi ch.	66 84	91	A	Western Mi ch.	70 81	139	A	Cincinnati	62 73
				46	A	Purdue	66 75					147	H	Northern Ill.	67 65
												168	A	Loyola Marymount	71 84
												195	N	Denver	69 52
												214	A	Eastern Mi ch.	73 69
												214	H	Eastern Mi ch.	59 74
												224	H	Akron	75 67
												264	H	Valparaiso	77 68
												282	A	Indiana St.	68 56
												285	H	Detroit Mercy	91 64
												298	H	Canisius	72 47
												334	H	Florida A&M	73 33

LAST 12 Division I GAMES:															
214	A	Eastern Mi ch.	73 69	33	A	Ball St.	61 86	147	H	Northern Ill.	67 65	334	H	Florida A&M	73 33
91	A	Western Mi ch.	70 81					282	A	Indiana St.	68 56				
224	H	Akron	75 67					136	H	Jacksonville St.	58 55				
214	H	Eastern Mi ch.	59 74					84	A	IUPUI	96 83				
22	A	Buffalo	67 72												
38	H	Central Mi ch.	66 84												

Non-Div I Games:

Michigan					Through Games Of Jan. 24, 2018						
Average RPI	Win:	145	WON-LOST	WINNING	LAST 10	STRENGTH OF	OPP. STRENGTH	TEAM	ADJ.	CONF.	ADJ CONF.
Average RPI	Loss:	12	RECORD	PCT. RANK	GAMES	SCHEDULE	OF SCHEDULE	RPI	RPI	RPI	RPI
DIV. I ONLY	18- 4	26	8- 2	46	13	23	23	3	3		
DIV. I NON-CONF.	11- 2	23	3- 0	135	52	43	43	4	4		

TOTALS	RPI 1-25		RPI 26-50		W-L RECORDS	RPI 51-100		RPI 101-999		RPI 201+	
18- 4	2- 3		1- 1		OVERALL	5- 0		10- 0		5- 0	
12- 2	1- 2		1- 0		HOME	3- 0		7- 0		3- 0	
6- 2	1- 1		0- 1		AWAY	2- 0		3- 0		2- 0	
0- 0	0- 0		0- 0		NEUTRAL	0- 0		0- 0		0- 0	
11- 2	1- 2		0- 0		NON-CONFERENCE	2- 0		8- 0		5- 0	
8- 1	1- 1		0- 0		HOME	1- 0		6- 0		3- 0	
3- 1	0- 1		0- 0		AWAY	1- 0		2- 0		2- 0	
0- 0	0- 0		0- 0		NEUTRAL	0- 0		0- 0		0- 0	
7- 2	1- 1		1- 1		CONFERENCE	3- 0		2- 0		0- 0	
4- 1	0- 1		1- 0		HOME	2- 0		1- 0		0- 0	
3- 1	1- 0		0- 1		AWAY	1- 0		1- 0		0- 0	
0- 0	0- 0		0- 0		NEUTRAL	0- 0		0- 0		0- 0	

RPI 1-25 Team's RPI: 23				RPI 26-50				RPI 51-100			
RPI	S	Opponent	Score	RPI	S	Opponent	Score	RPI	S	Opponent	Score
2	H	Notre Dame	63 83	31	A	Iowa	72 82	56	A	Nebraska	69 64
6	A	Ohio St.	84 75	42	H	Michigan St.	74 48	72	H	Indiana	84 79
6	H	Ohio St.	71 78					78	A	Ohio	74 61
7	A	Louisville	49 74					80	H	Penn St.	89 69
19	H	Marquette	82 76					96	H	George Mason	75 61

RPI 101+											
106	H	Kent St.	54 41								
148	H	Liberty	74 50								
159	H	Oakland	78 69								
165	H	Illinois	86 42								
190	A	Wisconsin	80 57								
239	H	North Florida	79 34								
251	A	LIU Brooklyn	86 49								
285	A	Detroit Mercy	86 50								
304	H	Delaware St.	105 36								
308	H	Fort Wayne	77 45								

LAST 12 Division I GAMES:											
42	H	Michigan St.	74 48	190	A	Wisconsin	80 57				
165	H	Illinois	86 42	31	A	Iowa	72 82				
6	A	Ohio St.	84 75	80	H	Penn St.	89 69				
56	A	Nebraska	69 64	304	H	Delaware St.	105 36				
72	H	Indiana	84 79	308	H	Fort Wayne	77 45				
6	H	Ohio St.	71 78	239	H	North Florida	79 34				

Non-Div I Games:

Michigan

Average RPI Win: **161** WON-LOST RECORD WINNING PCT. RANK LAST 10 GAMES STRENGTH OF SCHEDULE OPP. STRENGTH OF SCHEDULE TEAM RPI ADJ. RPI CONF. RPI ADJ. CONF. RPI

Average RPI Loss: **31**

DIV. I ONLY	14- 7	82	6- 4	41	23	42	42	3	3
DIV. I NON-CONF.	10- 3	51	4- 0	86	43	37	37	4	4
TOTALS	RPI 1-25	RPI 26-50	W-L RECORDS	RPI 51-100	RPI 101-999	RPI 201+			
14- 7	1- 4	1- 1	OVERALL	3- 2	9- 0	4- 0			
7- 2	0- 1	0- 0	HOME	2- 1	5- 0	2- 0			
5- 4	1- 2	0- 1	AWAY	1- 1	3- 0	1- 0			
2- 1	0- 1	1- 0	NEUTRAL	0- 0	1- 0	1- 0			
10- 3	0- 2	1- 0	NON-CONFERENCE	2- 1	7- 0	4- 0			
6- 0	0- 0	0- 0	HOME	2- 0	4- 0	2- 0			
2- 2	0- 1	0- 0	AWAY	0- 1	2- 0	1- 0			
2- 1	0- 1	1- 0	NEUTRAL	0- 0	1- 0	1- 0			
4- 4	1- 2	0- 1	CONFERENCE	1- 1	2- 0	0- 0			
1- 2	0- 1	0- 0	HOME	0- 1	1- 0	0- 0			
3- 2	1- 1	0- 1	AWAY	1- 0	1- 0	0- 0			
0- 0	0- 0	0- 0	NEUTRAL	0- 0	0- 0	0- 0			

RPI	S	Opponent	Score	RPI	S	Opponent	Score	Team's RPI: 42	RPI	S	Opponent	Score	RPI	S	Opponent	Score
1	N	UConn	62 96	28	N	South Fla.	83 73		55	H	Qui nni pi ac	74 55	128	A	ETSU	83 74
2	A	Notre Dame	59 90	43	A	Mi nnesota	77 83		62	A	Mi ami (FL)	57 67	145	H	Robert Morris	100 58
14	H	Rutgers	58 61						72	A	I ndi ana	68 46	159	H	Oakland	95 63
23	A	Mi chi gan	48 74						72	H	I ndi ana	65 69	165	A	I lli noi s	67 55
24	A	Maryl and	82 68						91	H	Western Mi ch.	65 62	186	H	Northwestern	81 51
LAST 12 Di vi si on I GAMES:																
23	A	Mi chi gan	48 74	14	H	Rutgers	58 61		346	N	Mi ssi ssi ppi Val .	83 64	252	H	Col . of Charleston	107 43
72	H	I ndi ana	65 69	72	A	I ndi ana	68 46		28	N	South Fla.	83 73	285	A	Detroit Mercy	97 60
165	A	I lli noi s	67 55	55	H	Qui nni pi ac	74 55		43	A	Mi nnesota	77 83	320	H	Rhode Island	82 38
24	A	Maryl and	82 68	128	A	ETSU	83 74		186	H	Northwestern	81 51	346	N	Mi ssi ssi ppi Val .	83 64
43	A	Mi nnesota	77 83													
186	H	Northwestern	81 51													

Non-Di v I Games:

Michigan St.

Average RPI Win:	234	WON-LOST	WINNING	LAST 10	STRENGTH OF	OPP. STRENGTH	TEAM	ADJ.	CONF.	ADJ CONF.
Average RPI Loss:	73	RECORD	PCT. RANK	GAMES	SCHEDULE	OF SCHEDULE	RPI	RPI	RPI	RPI
DIV. I ONLY	11- 8	125	5- 5	164	130	123	123	18	18	
DIV. I NON-CONF.	8- 5	111	3- 3	253	73	122	122	19	19	

TOTALS	RPI 1-25	RPI 26-50	W-L RECORDS	RPI 51-100	RPI 101-999	RPI 201+				
11- 8	0- 1	0- 1	OVERALL	0- 3	11- 3	8- 0				
6- 2	0- 0	0- 0	HOME	0- 1	6- 1	5- 0				
4- 5	0- 1	0- 0	AWAY	0- 2	4- 2	2- 0				
1- 1	0- 0	0- 1	NEUTRAL	0- 0	1- 0	1- 0				
8- 5	0- 1	0- 1	NON-CONFERENCE	0- 1	8- 2	6- 0				
5- 0	0- 0	0- 0	HOME	0- 0	5- 0	4- 0				
2- 4	0- 1	0- 0	AWAY	0- 1	2- 2	1- 0				
1- 1	0- 0	0- 1	NEUTRAL	0- 0	1- 0	1- 0				
3- 3	0- 0	0- 0	CONFERENCE	0- 2	3- 1	2- 0				
1- 2	0- 0	0- 0	HOME	0- 1	1- 1	1- 0				
2- 1	0- 0	0- 0	AWAY	0- 1	2- 0	1- 0				
0- 0	0- 0	0- 0	NEUTRAL	0- 0	0- 0	0- 0				

RPI 1-25				RPI 26-50				RPI 51-100				RPI 101+				Team's RPI: 123
RPI	S	Opponent	Score	RPI	S	Opponent	Score	RPI	S	Opponent	Score	RPI	S	Opponent	Score	
7	A	Louisville	26 80	49	N	Southern California	57 72	53	A	Georgia Tech	45 48	103	A	Ole Miss	56 65	
								57	A	Western Ky.	43 57	107	A	Tulane	44 62	
								89	H	UAB	51 59	113	H	Kentucky	62 57	
												121	H	Southern Miss.	53 61	
												130	A	UTEP	54 45	
												132	A	Vanderbilt	65 54	
												219	H	North Texas	56 48	
												242	H	Troy	73 57	
												247	A	UNC Asheville	72 57	
												254	H	Lipscomb	72 48	
												298	N	Canisius	55 45	
												305	H	Coppin St.	69 39	
												313	A	UTSA	62 47	
												326	H	Tennessee Tech	58 44	

LAST 12 Division I GAMES:																
121	H	Southern Miss.	53 61	113	H	Kentucky	62 57	298	N	Canisius	55 45					
219	H	North Texas	56 48	49	N	Southern California	57 72									
130	A	UTEP	54 45	107	A	Tulane	44 62									
313	A	UTSA	62 47	107	A	Tulane	44 62									
89	H	UAB	51 59	242	H	Troy	73 57									
57	A	Western Ky.	43 57	7	A	Louisville	26 80									

Non-Div I Games:

Middle Tenn.

Average RPI Win:	239	WON-LOST	WINNING	LAST 10	STRENGTH OF	OPP. STRENGTH	TEAM	ADJ.	CONF.	ADJ CONF.
Average RPI Loss:	58	RECORD	PCT. RANK	GAMES	SCHEDULE	OF SCHEDULE	RPI	RPI	RPI	RPI
DIV. I ONLY	15- 5	44	7- 3	271	149	92	92	11	11	
DIV. I NON-CONF.	9- 3	61	3- 1	287	162	117	117	12	12	

TOTALS	RPI 1-25	RPI 26-50	W-L RECORDS	RPI 51-100	RPI 101-999	RPI 201+				
15- 5	0- 2	0- 1	OVERALL	0- 0	15- 2	10- 0				
5- 1	0- 1	0- 0	HOME	0- 0	5- 0	4- 0				
9- 3	0- 1	0- 0	AWAY	0- 0	9- 2	5- 0				
1- 1	0- 0	0- 1	NEUTRAL	0- 0	1- 0	1- 0				
9- 3	0- 1	0- 1	NON-CONFERENCE	0- 0	9- 1	6- 0				
3- 1	0- 1	0- 0	HOME	0- 0	3- 0	3- 0				
5- 1	0- 0	0- 0	AWAY	0- 0	5- 1	2- 0				
1- 1	0- 0	0- 1	NEUTRAL	0- 0	1- 0	1- 0				
6- 2	0- 1	0- 0	CONFERENCE	0- 0	6- 1	4- 0				
2- 0	0- 0	0- 0	HOME	0- 0	2- 0	1- 0				
4- 2	0- 1	0- 0	AWAY	0- 0	4- 1	3- 0				
0- 0	0- 0	0- 0	NEUTRAL	0- 0	0- 0	0- 0				

RPI	S	Opponent	Score	RPI	S	Opponent	Score	RPI	S	Opponent	Score	RPI	S	Opponent	Score
12	A	Green Bay	29 52	45	N	Houston	59 74					101	A	Wright St.	51 56
19	H	Marquette	68 83									110	A	Western Ill.	77 67
												115	A	Drake	73 77
												137	H	Cleveland St.	79 72
												159	A	Oakland	74 62
												186	A	Northwestern	66 57
												190	A	Wisconsin	67 64
												223	N	CSUN	58 50
												236	H	Youngstown St.	62 61
												255	H	Illinois St.	61 59
												258	A	Northern Ky.	52 49
												275	H	North Dakota St.	74 38
												285	A	Detroit Mercy	70 61
												291	H	Loyola Chicago	63 41
												308	A	Fort Wayne	60 48
												329	A	Ill.-Chicago	76 53
												339	A	Chicago St.	84 59

LAST 12 Division I GAMES:															
285	A	Detroit Mercy	70 61	101	A	Wright St.	51 56								
159	A	Oakland	74 62	258	A	Northern Ky.	52 49								
329	A	Ill.-Chicago	76 53	339	A	Chicago St.	84 59								
236	H	Youngstown St.	62 61	19	H	Marquette	68 83								
137	H	Cleveland St.	79 72	190	A	Wisconsin	67 64								
12	A	Green Bay	29 52	308	A	Fort Wayne	60 48								

Non-Div I Games:

Milwaukee

Average RPI	Win:	166	WON-LOST	WINNING	LAST 10	STRENGTH OF	OPP. STRENGTH	TEAM	ADJ.	CONF.	ADJ CONF.
Average RPI	Loss:	66	RECORD	PCT. RANK	GAMES	SCHEDULE	OF SCHEDULE	RPI	RPI	RPI	RPI
DIV. I ONLY		16- 5	41	7- 3	108	54	43	43	3	3	
DIV. I NON-CONF.		11- 2	23	3- 1	254	129	57	57	4	4	

TOTALS	RPI 1-25		RPI 26-50		W-L RECORDS		RPI 51-100		RPI 101-999		RPI 201+
16- 5	0- 2		2- 0		OVERALL		1- 2		13- 1		4- 0
10- 1	0- 0		2- 0		HOME		0- 1		8- 0		3- 0
5- 4	0- 2		0- 0		AWAY		1- 1		4- 1		1- 0
1- 0	0- 0		0- 0		NEUTRAL		0- 0		1- 0		0- 0
11- 2	0- 0		0- 0		NON-CONFERENCE		0- 1		11- 1		4- 0
7- 0	0- 0		0- 0		HOME		0- 0		7- 0		3- 0
3- 2	0- 0		0- 0		AWAY		0- 1		3- 1		1- 0
1- 0	0- 0		0- 0		NEUTRAL		0- 0		1- 0		0- 0
5- 3	0- 2		2- 0		CONFERENCE		1- 1		2- 0		0- 0
3- 1	0- 0		2- 0		HOME		0- 1		1- 0		0- 0
2- 2	0- 2		0- 0		AWAY		1- 0		1- 0		0- 0
0- 0	0- 0		0- 0		NEUTRAL		0- 0		0- 0		0- 0

RPI	S	Opponent	Score	RPI	S	Opponent	Score	Team's RPI: 43	RPI	S	Opponent	Score	RPI	S	Opponent	Score
6	A	Ohio St.	75 91	31	H	Iowa	77 72		56	H	Nebraska	74 79	102	N	Wake Forest	93 81
14	A	Rutgers	70 80	42	H	Michigan St.	83 77		80	A	Penn St.	91 71	111	A	UNLV	79 72
									85	A	North Carolina	83 88	150	A	Georgetown	73 63
													158	H	Xavier	74 62
													170	A	San Diego	69 72
													171	H	Cal Poly	112 68
													178	H	Lehigh	107 73
													184	H	Boston College	78 68
													186	A	Northwestern	90 63
													190	H	Wisconsin	90 65
													214	H	Eastern Mich.	80 56
													233	H	UC Riverside	101 75
													302	H	VCU	108 63
													320	A	Rhode Island	82 60

LAST 12 Division I GAMES:																
31	H	Iowa	77 72	56	H	Nebraska	74 79		186	A	Northwestern	90 63				
190	H	Wisconsin	90 65	233	H	UC Riverside	101 75		171	H	Cal Poly	112 68				
14	A	Rutgers	70 80	170	A	San Diego	69 72		150	A	Georgetown	73 63				
80	A	Penn St.	91 71													
42	H	Michigan St.	83 77													
6	A	Ohio St.	75 91													

Non-Div I Games:

Minnesota

Average RPI Win:	0	WON-LOST	WINNING	LAST 10	STRENGTH OF	OPP. STRENGTH	TEAM	ADJ.	CONF.	ADJ CONF.
Average RPI Loss:	198	RECORD	PCT. RANK	GAMES	SCHEDULE	OF SCHEDULE	RPI	RPI	RPI	RPI
DIV. I ONLY	0- 19	346	0- 10	267	289	346	346	32	32	
DIV. I NON-CONF.	0- 12	337	0- 5	91	198	307	307	32	32	

TOTALS	RPI 1-25	RPI 26-50	W-L RECORDS	RPI 51-100	RPI 101-999	RPI 201+				
0- 19	0- 1	0- 1	OVERALL	0- 3	0- 14	0- 11				
0- 4	0- 0	0- 0	HOME	0- 0	0- 4	0- 4				
0- 10	0- 0	0- 0	AWAY	0- 0	0- 0	0- 0				
0- 5	0- 0	0- 1	NEUTRAL	0- 1	0- 3	0- 2				
0- 12	0- 1	0- 1	NON-CONFERENCE	0- 3	0- 7	0- 4				
0- 1	0- 0	0- 0	HOME	0- 0	0- 1	0- 1				
0- 6	0- 1	0- 0	AWAY	0- 2	0- 3	0- 1				
0- 5	0- 0	0- 1	NEUTRAL	0- 1	0- 3	0- 2				
0- 7	0- 0	0- 0	CONFERENCE	0- 0	0- 7	0- 7				
0- 3	0- 0	0- 0	HOME	0- 0	0- 3	0- 3				
0- 4	0- 0	0- 0	AWAY	0- 0	0- 4	0- 4				
0- 0	0- 0	0- 0	NEUTRAL	0- 0	0- 0	0- 0				

RPI 1-25				RPI 26-50				RPI 51-100				RPI 101+ Team's RPI: 346			
RPI	S	Opponent	Score	RPI	S	Opponent	Score	RPI	S	Opponent	Score	RPI	S	Opponent	Score
3	A	Mi ssi ssi ppi St.	36 112	42	N	Mi chi gan St.	64 83	57	A	Western Ky.	48 87	115	N	Drake	60 96
								63	N	Dayton	46 65	121	A	Southern Mi ss.	69 84
								89	A	UAB	72 87	135	A	Col orado	48 85
												209	H	Southern U.	54 70
												256	A	Texas Southern	39 55
												260	H	Ni chol l s St.	57 62
												272	H	Al corn	70 76
												283	A	Al abama A&M	48 65
												295	A	Prai rie View	73 78
												296	N	Massachusetts	46 85
												299	A	Murray St.	63 64
												313	N	UTSA	55 68
												316	A	Al abama St.	41 76
												341	H	Ark. -Pi ne Bl uff	59 64

LAST 12 Di vi si on I GAMES:															
295	A	Prai rie View	73 78	341	H	Ark. -Pi ne Bl uff	59 64								
256	A	Texas Southern	39 55	3	A	Mi ssi ssi ppi St.	36 112								
209	H	Southern U.	54 70	42	N	Mi chi gan St.	64 83								
272	H	Al corn	70 76	63	N	Dayton	46 65								
283	A	Al abama A&M	48 65	299	A	Murray St.	63 64								
316	A	Al abama St.	41 76	260	H	Ni chol l s St.	57 62								

Non-Di v I Games:

Missouri

Missouri					Through Games Of Jan. 24, 2018						
Average RPI	Win:	113	WON-LOST	WINNING	LAST 10	STRENGTH OF	OPP. STRENGTH	TEAM	ADJ.	CONF.	ADJ CONF.
Average RPI	Loss:	49	RECORD	PCT. RANK	GAMES	SCHEDULE	OF SCHEDULE	RPI	RPI	RPI	RPI
DIV. I ONLY			17- 2	8	9- 1	37	20	11	11	2	2
DIV. I NON-CONF.			12- 1	6	6- 0	61	23	11	11	2	2

TOTALS		RPI 1-25		RPI 26-50		W-L RECORDS		RPI 51-100	RPI 101-999	RPI 201+	
17- 2		2- 0		0- 1		OVERALL		5- 1	10- 0	1- 0	
8- 1		1- 0		0- 1		HOME		2- 0	5- 0	0- 0	
5- 0		1- 0		0- 0		AWAY		1- 0	3- 0	0- 0	
4- 1		0- 0		0- 0		NEUTRAL		2- 1	2- 0	1- 0	
12- 1		1- 0		0- 0		NON-CONFERENCE		3- 1	8- 0	1- 0	
6- 0		0- 0		0- 0		HOME		1- 0	5- 0	0- 0	
2- 0		1- 0		0- 0		AWAY		0- 0	1- 0	0- 0	
4- 1		0- 0		0- 0		NEUTRAL		2- 1	2- 0	1- 0	
5- 1		1- 0		0- 1		CONFERENCE		2- 0	2- 0	0- 0	
2- 1		1- 0		0- 1		HOME		1- 0	0- 0	0- 0	
3- 0		0- 0		0- 0		AWAY		1- 0	2- 0	0- 0	
0- 0		0- 0		0- 0		NEUTRAL		0- 0	0- 0	0- 0	

RPI 1-25				Team's RPI: 11				RPI 26-50				RPI 51-100				RPI 101+			
RPI	S	Opponent	Score	RPI	S	Opponent	Score	RPI	S	Opponent	Score	RPI	S	Opponent	Score				
17	A	Cal i forn i a	55 52	40	H	LSU	65 69	55	N	Qui nni pi ac	66 51	101	H	Wright St.	82 80				
21	H	South Carol i na	83 74					57	N	Western Ky.	76 79	103	A	Ole Mi ss	67 48				
								72	N	Indi ana	75 55	116	H	Sai nt Loui s	70 58				
								73	A	Al abama	62 56	117	A	Missouri St.	69 59				
								76	H	Kansas St.	73 59	132	A	Vanderbil t	81 70				
								83	H	Arkansas	88 54	152	H	SIUE	78 48				
												158	N	Xavi er	74 48				
												165	H	Ill i noi s	72 55				
												182	H	New Orleans	81 45				
												305	N	Coppi n St.	73 50				
LAST 12 Di vi si on I GAMES:																			
83	H	Arkansas	88 54	165	H	Ill i noi s	72 55												
103	A	Ole Mi ss	67 48	158	N	Xavi er	74 48												
132	A	Vanderbil t	81 70	72	N	Indi ana	75 55												
21	H	South Carol i na	83 74	152	H	SIUE	78 48												
40	H	LSU	65 69	116	H	Sai nt Loui s	70 58												
73	A	Al abama	62 56	182	H	New Orleans	81 45												

Non-Di v I Games:

Missouri

Missouri

Average RPI Win:	236	WON-LOST	WINNING	LAST 10	STRENGTH OF	OPP. STRENGTH	TEAM	ADJ.	CONF.	ADJ CONF.
Average RPI Loss:	79	RECORD	PCT. RANK	GAMES	SCHEDULE	OF SCHEDULE	RPI	RPI	RPI	RPI
DIV. I ONLY	10- 8	136	8- 2	123	160	117	117	24	24	
DIV. I NON-CONF.	3- 7	254	3- 1	10	63	147	147	22	22	

TOTALS	RPI 1-25	RPI 26-50	W-L RECORDS	RPI 51-100	RPI 101-999	RPI 201+				
10- 8	0- 2	0- 1	OVERALL	0- 1	10- 4	6- 0				
6- 2	0- 1	0- 0	HOME	0- 0	6- 1	2- 0				
4- 4	0- 0	0- 1	AWAY	0- 1	4- 2	4- 0				
0- 2	0- 1	0- 0	NEUTRAL	0- 0	0- 1	0- 0				
3- 7	0- 2	0- 1	NON-CONFERENCE	0- 1	3- 3	0- 0				
3- 1	0- 1	0- 0	HOME	0- 0	3- 0	0- 0				
0- 4	0- 0	0- 1	AWAY	0- 1	0- 2	0- 0				
0- 2	0- 1	0- 0	NEUTRAL	0- 0	0- 1	0- 0				
7- 1	0- 0	0- 0	CONFERENCE	0- 0	7- 1	6- 0				
3- 1	0- 0	0- 0	HOME	0- 0	3- 1	2- 0				
4- 0	0- 0	0- 0	AWAY	0- 0	4- 0	4- 0				
0- 0	0- 0	0- 0	NEUTRAL	0- 0	0- 0	0- 0				

RPI 1-25				RPI 26-50				RPI 51-100				RPI 101+				Team's RPI: 117
RPI	S	Opponent	Score	RPI	S	Opponent	Score	RPI	S	Opponent	Score	RPI	S	Opponent	Score	
11	H	Missouri	59 69	33	A	Ball St.	58 70	73	A	Alabama	61 65	105	N	Penn	60 65	
13	N	Baylor	58 100									115	H	Drake	68 80	
												129	A	Little Rock	51 63	
												153	A	Wichita St.	58 72	
												153	H	Wichita St.	94 71	
												177	H	Oral Roberts	76 66	
												186	H	Northwestern	90 59	
												188	H	UNI	62 52	
												217	A	Bradley	71 65	
												255	A	Illinois St.	56 50	
												264	H	Valparaiso	83 60	
												282	A	Indiana St.	77 63	
												291	H	Loyola Chicago	75 36	
												347	A	Evansville	95 65	

LAST 12 Division I GAMES:																
291	H	Loyola Chicago	75 36	347	A	Evansville	95 65	282	A	Indiana St.	77 63	73	A	Alabama	61 65	
264	H	Valparaiso	83 60									186	H	Northwestern	90 59	
217	A	Bradley	71 65									177	H	Oral Roberts	76 66	
255	A	Illinois St.	56 50									153	H	Wichita St.	94 71	
188	H	UNI	62 52													
115	H	Drake	68 80													

Non-Div I Games: Central Mo. 62 36

Missouri St.

Average RPI Win:	302	WON-LOST	WINNING	LAST 10	STRENGTH OF	OPP. STRENGTH	TEAM	ADJ.	CONF.	ADJ CONF.
Average RPI Loss:	153	RECORD	PCT. RANK	GAMES	SCHEDULE	OF SCHEDULE	RPI	RPI	RPI	RPI
DIV. I ONLY	5- 13	286	3- 7	218	309	287	287	27	27	
DIV. I NON-CONF.	2- 9	295	0- 5	45	298	241	241	26	26	

TOTALS	RPI 1-25	RPI 26-50	W-L RECORDS	RPI 51-100	RPI 101-999	RPI 201+				
5- 13	0- 0	0- 0	OVERALL	0- 5	5- 8	5- 3				
3- 6	0- 0	0- 0	HOME	0- 4	3- 2	3- 1				
1- 7	0- 0	0- 0	AWAY	0- 1	1- 6	1- 2				
1- 0	0- 0	0- 0	NEUTRAL	0- 0	1- 0	1- 0				
2- 9	0- 0	0- 0	NON-CONFERENCE	0- 4	2- 5	2- 1				
1- 4	0- 0	0- 0	HOME	0- 3	1- 1	1- 0				
0- 5	0- 0	0- 0	AWAY	0- 1	0- 4	0- 1				
1- 0	0- 0	0- 0	NEUTRAL	0- 0	1- 0	1- 0				
3- 4	0- 0	0- 0	CONFERENCE	0- 1	3- 3	3- 2				
2- 2	0- 0	0- 0	HOME	0- 1	2- 1	2- 1				
1- 2	0- 0	0- 0	AWAY	0- 0	1- 2	1- 1				
0- 0	0- 0	0- 0	NEUTRAL	0- 0	0- 0	0- 0				

RPI	S	Opponent	Score	RPI	S	Opponent	Score	RPI	S	Opponent	Score	RPI	S	Opponent	Score
RPI 1-25				RPI 26-50				RPI 51-100				RPI 101+ Team's RPI: 287			
55	H	Qui nni pi ac	76	70	H	Al bany (NY)	68	55	H	Qui nni pi ac	76	109	A	Cl emson	57
71	H	Vi rgi ni a Tech	84	87	A	Navy	73	70	H	Al bany (NY)	68	118	A	Jack sonvi lle	74
100	H	George Washi ngton	59	100	H	George Washi ngton	59	71	H	Vi rgi ni a Tech	84	145	A	Robert Morris	56
								87	A	Navy	73	178	H	Lehi gh	75
								100	H	George Washi ngton	59	197	A	Marist	69
												239	N	North Florida	57
												257	H	Sacred Heart	64
												277	A	Fai rfi el d	61
												289	A	Fai rlei gh Di ckin son	78
												298	H	Canis us	60
												337	A	Iona	56
												337	H	Iona	56
												338	H	Saint Peter's	44
LAST 12 Divi sion I GAMES:															
337	H	Iona	56	197	A	Marist	69	337	A	Iona	56	197	A	Marist	69
298	H	Canis us	60	100	H	George Washington	59	298	H	Canis us	60	100	H	George Washington	59
55	H	Qui nni pi ac	76	71	H	Vi rgi ni a Tech	84	55	H	Qui nni pi ac	76	71	H	Vi rgi ni a Tech	84
337	A	Iona	56	289	A	Fai rlei gh Di ckin son	78	337	A	Iona	56	289	A	Fai rlei gh Di ckin son	78
338	H	Saint Peter's	44	145	A	Robert Morris	56	338	H	Saint Peter's	44	145	A	Robert Morris	56
277	A	Fai rfi el d	61	87	A	Navy	73	277	A	Fai rfi el d	61	87	A	Navy	73

Non-Div I Games:

Monmouth

Average RPI Win:	242	WON-LOST	WINNING	LAST 10	STRENGTH OF	OPP. STRENGTH	TEAM	ADJ.	CONF.	ADJ CONF.
Average RPI Loss:	127	RECORD	PCT. RANK	GAMES	SCHEDULE	OF SCHEDULE	RPI	RPI	RPI	RPI
DIV. I ONLY	8- 9	198	5- 4	256	154	243	243	19	19	
DIV. I NON-CONF.	3- 7	254	2- 2	177	192	277	277	15	15	

TOTALS	RPI 1-25	RPI 26-50	W-L RECORDS	RPI 51-100	RPI 101-999	RPI 201+				
8- 9	0- 1	0- 1	OVERALL	0- 2	8- 5	5- 3				
7- 3	0- 0	0- 0	HOME	0- 1	7- 2	5- 1				
1- 4	0- 0	0- 1	AWAY	0- 1	1- 2	0- 1				
0- 2	0- 1	0- 0	NEUTRAL	0- 0	0- 1	0- 1				
3- 7	0- 1	0- 0	NON-CONFERENCE	0- 2	3- 4	2- 2				
3- 3	0- 0	0- 0	HOME	0- 1	3- 2	2- 1				
0- 2	0- 0	0- 0	AWAY	0- 1	0- 1	0- 0				
0- 2	0- 1	0- 0	NEUTRAL	0- 0	0- 1	0- 1				
5- 2	0- 0	0- 1	CONFERENCE	0- 0	5- 1	3- 1				
4- 0	0- 0	0- 0	HOME	0- 0	4- 0	3- 0				
1- 2	0- 0	0- 1	AWAY	0- 0	1- 1	0- 1				
0- 0	0- 0	0- 0	NEUTRAL	0- 0	0- 0	0- 0				

RPI 1-25				RPI 26-50				RPI 51-100				RPI 101+ Team's RPI: 243			
RPI	S	Opponent	Score	RPI	S	Opponent	Score	RPI	S	Opponent	Score	RPI	S	Opponent	Score
19	N	Marquette	68 87	39	A	Northern Colo.	50 68	51	A	Wyoming	62 67	112	H	SFA	60 52
								58	H	Gonzaga	55 70	113	H	Kentucky	54 71
												141	A	North Dakota	54 43
												144	H	Portland St.	69 53
												154	A	Fresno St.	58 61
												208	H	Seattle U	64 78
												222	A	Montana St.	64 81
												271	H	Sacramento St.	68 59
												282	N	Indiana St.	45 57
												300	H	Cal St. Fullerton	68 47
												303	H	Southern Utah	81 71
												325	H	Northern Ariz.	70 62
												336	H	Long Beach St.	67 60

LAST 12 Division I GAMES:															
222	A	Montana St.	64 81	325	H	Northern Ariz.	70 62	208	H	Seattle U	64 78	112	H	SFA	60 52
144	H	Portland St.	69 53	54	A	North Dakota	54 43	336	H	Long Beach St.	67 60	300	H	Cal St. Fullerton	68 47
271	H	Sacramento St.	68 59	303	H	Southern Utah	81 71								

Non-Div I Games: Rocky Mountain 54 38

Montana

Average RPI Win:	243	WON-LOST	WINNING	LAST 10	STRENGTH OF	OPP. STRENGTH	TEAM	ADJ.	CONF.	ADJ CONF.
Average RPI Loss:	142	RECORD	PCT. RANK	GAMES	SCHEDULE	OF SCHEDULE	RPI	RPI	RPI	RPI
DIV. I ONLY	8- 8	170	5- 5	287	176	222	222	19	19	
DIV. I NON-CONF.	4- 5	202	2- 3	212	250	189	189	15	15	

TOTALS	RPI 1-25	RPI 26-50	W-L RECORDS	RPI 51-100	RPI 101-999	RPI 201+				
8- 8	0- 0	0- 2	OVERALL	1- 0	7- 6	6- 2				
6- 1	0- 0	0- 0	HOME	1- 0	5- 1	4- 0				
1- 6	0- 0	0- 2	AWAY	0- 0	1- 4	1- 2				
1- 1	0- 0	0- 0	NEUTRAL	0- 0	1- 1	1- 0				
4- 5	0- 0	0- 1	NON-CONFERENCE	1- 0	3- 4	2- 2				
2- 0	0- 0	0- 0	HOME	1- 0	1- 0	0- 0				
1- 4	0- 0	0- 1	AWAY	0- 0	1- 3	1- 2				
1- 1	0- 0	0- 0	NEUTRAL	0- 0	1- 1	1- 0				
4- 3	0- 0	0- 1	CONFERENCE	0- 0	4- 2	4- 0				
4- 1	0- 0	0- 0	HOME	0- 0	4- 1	4- 0				
0- 2	0- 0	0- 1	AWAY	0- 0	0- 1	0- 0				
0- 0	0- 0	0- 0	NEUTRAL	0- 0	0- 0	0- 0				

RPI	S	Opponent	Score	RPI	S	Opponent	Score	RPI	S	Opponent	Score	RPI	S	Opponent	Score
39	A	Northern Colo.	69 82	51	H	Wyoming	50 46	112	H	SFA	59 54	120	A	BYU	54 75
49	A	Southern California	47 98					141	A	North Dakota	70 79	144	H	Portland St.	60 69
								164	N	Nevada	53 67	239	A	Omaha	53 64
								241	A	Hawaii	75 81	243	H	Montana	81 64
								271	H	Sacramento St.	85 50	303	H	Southern Utah	91 71
								306	N	Utah St.	64 52	325	H	Northern Ariz.	81 39
								336	A	Long Beach St.	62 51				

Team's RPI: 222															
LAST 12 Division I GAMES:															
243	H	Montana	81 64	303	H	Southern Utah	91 71	120	A	BYU	54 75	112	H	SFA	59 54
271	H	Sacramento St.	85 50	164	N	Nevada	53 67	241	A	Hawaii	75 81	306	N	Utah St.	64 52
144	H	Portland St.	60 69	39	A	Northern Colo.	69 82								
141	A	North Dakota	70 79	325	H	Northern Ariz.	81 39								

Non-Div I Games: Mont. St. Billings 67 47 Providence (MT) 66 31

Montana St.

Average RPI Win:	283	WON-LOST	WINNING	LAST 10	STRENGTH OF	OPP. STRENGTH	TEAM	ADJ.	CONF.	ADJ CONF.
Average RPI Loss:	146	RECORD	PCT. RANK	GAMES	SCHEDULE	OF SCHEDULE	RPI	RPI	RPI	RPI
DIV. I ONLY	12- 7	95	6- 4	345	220	234	234	26	26	
DIV. I NON-CONF.	7- 4	102	3- 1	337	280	228	228	27	27	
<hr/>										
TOTALS	RPI 1-25	RPI 26-50	W-L RECORDS	RPI 51-100	RPI 101-999	RPI 201+				
12- 7	0- 0	0- 1	OVERALL	0- 0	12- 6	11- 2				
4- 4	0- 0	0- 0	HOME	0- 0	4- 4	3- 2				
8- 3	0- 0	0- 0	AWAY	0- 0	8- 0	8- 0				
0- 0	0- 0	0- 0	NEUTRAL	0- 0	0- 0	0- 0				
7- 4	0- 0	0- 1	NON-CONFERENCE	0- 0	7- 3	6- 2				
2- 2	0- 0	0- 0	HOME	0- 0	2- 2	1- 2				
5- 2	0- 0	0- 1	AWAY	0- 0	5- 1	5- 0				
0- 0	0- 0	0- 0	NEUTRAL	0- 0	0- 0	0- 0				
5- 3	0- 0	0- 0	CONFERENCE	0- 0	5- 3	5- 0				
2- 2	0- 0	0- 0	HOME	0- 0	2- 2	2- 0				
3- 1	0- 0	0- 0	AWAY	0- 0	3- 1	3- 0				
0- 0	0- 0	0- 0	NEUTRAL	0- 0	0- 0	0- 0				

RPI 1-25				RPI 26-50				RPI 51-100				RPI 101+ Team's RPI: 234			
RPI	S	Opponent	Score	RPI	S	Opponent	Score	RPI	S	Opponent	Score	RPI	S	Opponent	Score
				35	A	West Virginia	56 66					113	A	Kentucky	53 86
												136	A	Jacksonville St.	64 70
												136	H	Jacksonville St.	65 67
												152	H	SIUE	51 66
												167	H	Southern Ill.	85 81
												205	A	Southeast Mo. St.	59 56
												212	H	Gardner-Webb	60 68
												239	H	North Florida	56 61
												246	A	UT Martin	81 76
												254	A	Lipscomb	75 55
												271	H	Sacramento St.	75 71
												276	A	St. Francis Brooklyn	73 59
												298	A	Canisius	76 52
												326	A	Tennessee Tech	74 67
												326	H	Tennessee Tech	53 51
												339	A	Chicago St.	79 40
												342	H	Eastern Ill.	89 81
												347	A	Evansville	82 75
<hr/>															
LAST 12 Division I GAMES:															
				326	H	Tennessee Tech	53 51	136	A	Jacksonville St.	64 70				
				136	H	Jacksonville St.	65 67	326	A	Tennessee Tech	74 67				
				246	A	UT Martin	81 76	35	A	West Virginia	56 66				
				205	A	Southeast Mo. St.	59 56	276	A	St. Francis Brooklyn	73 59				
				152	H	SIUE	51 66	298	A	Canisius	76 52				
				342	H	Eastern Ill.	89 81	347	A	Evansville	82 75				

Non-Div I Games: Brescia 120 41 Ky. Christian 115 39

Morehead St.

Average RPI Win: 317

Average RPI Loss: 183

WON-LOST
RECORDWINNING
PCT. RANKLAST 10
GAMESSTRENGTH OF
SCHEDULEOPP. STRENGTH
OF SCHEDULETEAM
RPIADJ.
RPICONF.
RPIADJ CONF.
RPIDIV. I ONLY
DIV. I NON-CONF.8- 10
5- 6208
1874- 6
2- 3346
270297
224292
210292
21031
3131
31

TOTALS

RPI 1-25

RPI 26-50

W-L RECORDS

RPI 51-100

RPI 101-999

RPI 201+

8- 10

0- 1

0- 2

OVERALL

0- 1

8- 6

8- 5

6- 1

0- 0

0- 0

HOME

0- 0

6- 1

6- 1

2- 8

0- 0

0- 0

AWAY

0- 0

2- 0

2- 0

0- 1

0- 0

0- 1

NEUTRAL

0- 0

0- 0

0- 0

5- 6

0- 1

0- 2

NON-CONFERENCE

0- 1

5- 2

5- 1

3- 0

0- 0

0- 0

HOME

0- 0

3- 0

3- 0

2- 5

0- 1

0- 1

AWAY

0- 1

2- 2

2- 1

0- 1

0- 0

0- 1

NEUTRAL

0- 0

0- 0

0- 0

3- 4

0- 0

0- 0

CONFERENCE

0- 0

3- 4

3- 4

3- 1

0- 0

0- 0

HOME

0- 0

3- 1

3- 1

0- 3

0- 0

0- 0

AWAY

0- 0

0- 3

0- 3

0- 0

0- 0

0- 0

NEUTRAL

0- 0

0- 0

0- 0

RPI 1-25

RPI 26-50

RPI 51-100

RPI 101+

Team's RPI: 292

RPI	S	Opponent	Score
25	A	Syracuse	68 95

RPI	S	Opponent	Score
31	N	Iowa	46 90
35	A	West Virginia	41 84

RPI	S	Opponent	Score
63	A	Dayton	52 88

RPI	S	Opponent	Score
169	A	Colorado St.	44 60
230	A	N. C. A&T	60 67
262	H	Mt. St. Mary's	75 67
278	H	FIU	62 51
304	H	Delaware St.	54 62
305	A	Coppin St.	53 55
312	H	UMES	63 50
314	A	Central Conn. St.	61 41
328	A	Marshall	68 73
334	H	Florida A&M	61 56
335	A	N. C. Central	57 60
340	H	NJIT	55 43
344	H	Savannah St.	73 67
349	A	UMass Lowell	65 59

LAST 12 Division I GAMES:

304	H	Delaware St.	54 62	312	H	UMES	63 50
305	A	Coppin St.	53 55	349	A	UMass Lowell	65 59
335	A	N. C. Central	57 60	169	A	Colorado St.	44 60
230	A	N. C. A&T	60 67	35	A	West Virginia	41 84
344	H	Savannah St.	73 67	328	A	Marshall	68 73
334	H	Florida A&M	61 56	278	H	FIU	62 51

Non-Div I Games:

Cheyney

123 53

Lincoln (PA)

60 41

Morgan St.

Loss,
 Non-Conf, S Site,
 H Home
A Away
 N Neutral

M
t
.
S
t
.
M
a
r
y
.
S

Mt. St. Mary's				Through Games Of Jan. 24, 2018						
Average RPI	Win:	282	WON-LOST	WINNING	LAST 10	STRENGTH OF	OPP. STRENGTH	TEAM	ADJ.	CONF.
Average RPI	Loss:	194	RECORD	PCT. RANK	GAMES	SCHEDULE	OF SCHEDULE	RPI	RPI	RPI
DIV. I ONLY	6- 13	271	4- 6	259	300	262	262	28	28	
DIV. I NON-CONF.	3- 8	268	2- 2	240	225	264	264	28	28	

TOTALS	RPI 1-25	RPI 26-50	W-L RECORDS	RPI 51-100	RPI 101-999	RPI 201+				
6- 13	0- 2	0- 0	OVERALL	0- 0	6- 11	6- 7				
3- 3	0- 0	0- 0	HOME	0- 0	3- 3	3- 2				
3- 10	0- 0	0- 0	AWAY	0- 0	3- 0	3- 0				
0- 0	0- 0	0- 0	NEUTRAL	0- 0	0- 0	0- 0				
3- 8	0- 2	0- 0	NON-CONFERENCE	0- 0	3- 6	3- 4				
2- 1	0- 0	0- 0	HOME	0- 0	2- 1	2- 1				
1- 7	0- 2	0- 0	AWAY	0- 0	1- 5	1- 3				
0- 0	0- 0	0- 0	NEUTRAL	0- 0	0- 0	0- 0				
3- 5	0- 0	0- 0	CONFERENCE	0- 0	3- 5	3- 3				
1- 2	0- 0	0- 0	HOME	0- 0	1- 2	1- 1				
2- 3	0- 0	0- 0	AWAY	0- 0	2- 3	2- 2				
0- 0	0- 0	0- 0	NEUTRAL	0- 0	0- 0	0- 0				

RPI 1-25				RPI 26-50				RPI 51-100				RPI 101+ Team's RPI: 262			
RPI	S	Opponent	Score	RPI	S	Opponent	Score	RPI	S	Opponent	Score	RPI	S	Opponent	Score
2	A	Notre Dame	65 121									145	H	Robert Morris	68 77
24	A	Maryland	57 97									149	A	Saint Francis (PA)	88 92
												158	A	Xavier	45 66
												178	A	Lehigh	71 75
												212	H	Gardner-Webb	67 75
												226	H	Loyola Maryland	71 63
												251	A	LIU Brooklyn	48 53
												257	H	Sacred Heart	52 82
												267	H	Rider	82 78
												276	A	St. Francis Brooklyn	73 82
												277	A	Fairfield	65 76
												281	A	Bryant	68 63
												289	H	Fairleigh Dickinson	55 52
												292	A	Morgan St.	67 75
												305	A	Coppin St.	54 68
												312	A	UMES	66 63
												314	A	Central Conn. St.	68 56
LAST 12 Division I GAMES:															
145	H	Robert Morris	68 77	281	A	Bryant	68 63								
149	A	Saint Francis (PA)	88 92	314	A	Central Conn. St.	68 56								
251	A	LIU Brooklyn	48 53	312	A	UMES	66 63								
276	A	St. Francis Brooklyn	73 82	212	H	Gardner-Webb	67 75								
289	H	Fairleigh Dickinson	55 52	267	H	Rider	82 78								
257	H	Sacred Heart	52 82	24	A	Maryland	57 97								

Non-Div I Games:

Mt. St. Mary's

Average RPI Win: 308

Average RPI Loss: 166

WON-LOST
RECORDWINNING
PCT. RANKLAST 10
GAMESSTRENGTH OF
SCHEDULEOPP. STRENGTH
OF SCHEDULETEAM
RPIADJ.
RPICONF.
RPIADJ CONF.
RPIDIV. I ONLY
DIV. I NON-CONF.6- 12
3- 7259
2544- 6
2- 1335
320198
194299
299299
29926
2726
27

TOTALS

RPI 1-25

RPI 26-50

W-L RECORDS

RPI 51-100

RPI 101-999

RPI 201+

6- 12 0- 1
3- 5 0- 0
3- 7 0- 1
0- 0 0- 00- 0
0- 0
0- 0
0- 0OVERALL
HOME
AWAY
NEUTRAL0- 3
0- 1
0- 2
0- 06- 8
3- 4
3- 4
0- 06- 5
3- 2
3- 3
0- 03- 7 0- 1
2- 2 0- 0
1- 5 0- 1
0- 0 0- 00- 0
0- 0
0- 0
0- 0NON-CONFERENCE
HOME
AWAY
NEUTRAL0- 2
0- 1
0- 1
0- 03- 4
2- 1
1- 3
0- 03- 3
2- 0
1- 3
0- 03- 5 0- 0
1- 3 0- 0
2- 2 0- 0
0- 0 0- 00- 0
0- 0
0- 0
0- 0CONFERENCE
HOME
AWAY
NEUTRAL0- 1
0- 0
0- 1
0- 03- 4
1- 3
2- 1
0- 03- 2
1- 2
2- 0
0- 0

RPI 1-25

RPI S Opponent Score
7 A Louisville 51 115

RPI 26-50

RPI S Opponent Score

RPI 51-100

RPI S Opponent Score
73 A Alabama 47 68
77 A Belmont 65 70
81 H Butler 59 88

RPI 101+

Team's RPI: 299

RPI S Opponent Score
128 H ETSU 68 96
136 A Jacksonville St. 65 97
152 H SIUE 70 75
205 H Southeast Mo. St. 74 85
228 A UNCG 63 52
246 H UT Martin 80 97
254 A Lipscomb 64 65
258 H Northern Ky. 98 87
283 A Alabama A&M 54 71
326 A Tennessee Tech 72 63
342 H Eastern Ill. 72 61
345 A Tennessee St. 85 73
346 H Mississippi Val. 64 63
347 A Evansville 81 89

LAST 12 Division I GAMES:

345 A Tennessee St.	85 73	152 H SIUE	70 75
77 A Belmont	65 70	342 H Eastern Ill.	72 61
326 A Tennessee Tech	72 63	73 A Alabama	47 68
136 A Jacksonville St.	65 97	346 H Mississippi Val.	64 63
246 H UT Martin	80 97	228 A UNCG	63 52
205 H Southeast Mo. St.	74 85	283 A Alabama A&M	54 71

Murray St.

Murray St.

Non-Div I Games:

Bethel (TN)

81 76

Murray St.

■ Loss,
 ■ Non-Conf,
 ■ S Site,
 ■ Home
 ■ A Away
 N Neutral

N. C. A&T		WON-LOST		WINNING		LAST 10		STRENGTH OF		OPP. STRENGTH		TEAM		ADJ.		CONF.		ADJ CONF.	
Average RPI Win: 297		RECORD		PCT. RANK		GAMES		SCHEDULE		OF SCHEDULE		RPI		RPI		RPI		RPI	
Average RPI Loss: 97																			
DIV. I ONLY		8- 7		154		6- 2		306		159		230		230		31		31	
DIV. I NON-CONF.		3- 7		254		1- 4		239		87		284		284		31		31	
TOTALS		RPI 1-25		RPI 26-50		W-L RECORDS		RPI 51-100		RPI 101-999		RPI 201+							
8- 7		0- 1		0- 0		OVERALL		0- 4		8- 2		8- 1							
5- 2		0- 1		0- 0		HOME		0- 1		5- 0		5- 0							
3- 3		0- 0		0- 0		AWAY		0- 1		3- 2		3- 1							
0- 2		0- 0		0- 0		NEUTRAL		0- 2		0- 0		0- 0							
3- 7		0- 1		0- 0		NON-CONFERENCE		0- 4		3- 2		3- 1							
3- 2		0- 1		0- 0		HOME		0- 1		3- 0		3- 0							
0- 3		0- 0		0- 0		AWAY		0- 1		0- 2		0- 1							
0- 2		0- 0		0- 0		NEUTRAL		0- 2		0- 0		0- 0							
5- 0		0- 0		0- 0		CONFERENCE		0- 0		5- 0		5- 0							
2- 0		0- 0		0- 0		HOME		0- 0		2- 0		2- 0							
3- 0		0- 0		0- 0		AWAY		0- 0		3- 0		3- 0							
0- 0		0- 0		0- 0		NEUTRAL		0- 0		0- 0		0- 0							

RPI 1-25				RPI 26-50				RPI 51-100				RPI 101+ Team's RPI: 230			
RPI	S	Opponent	Score	RPI	S	Opponent	Score	RPI	S	Opponent	Score	RPI	S	Opponent	Score
20	H	Georgia	63 73					59	N	Duquesne	60 73	108	A	Auburn	53 63
								78	A	Ohio	65 72	238	A	Howard	76 68
								82	H	Elon	59 90	246	A	UT Martin	63 76
								88	N	Harvard	60 64	280	H	Appalachian St.	81 56
												292	H	Morgan St.	67 60
												304	A	Delaware St.	66 48
												305	H	Coppin St.	64 63
												311	H	Western Caro.	68 59
												312	A	UMES	57 45
												333	H	Ga. Southern	60 49
LAST 12 Division I GAMES:															
238	A	Howard	76 68	311	H	Western Caro.	68 59	20	H	Georgia	63 73	246	A	UT Martin	63 76
312	A	UMES	57 45					88	N	Harvard	60 64	59	N	Duquesne	60 73
305	H	Coppin St.	64 63					280	H	Appalachian St.	81 56				
292	H	Morgan St.	67 60												
304	A	Delaware St.	66 48												
78	A	Ohio	65 72												

Non-Div I Games: Saint Augustine's 94 42 St. Andrews 90 40

N. C. A&T

Average RPI Win:	312	WON-LOST	WINNING	LAST 10	STRENGTH OF	OPP. STRENGTH	TEAM	ADJ.	CONF.	ADJ CONF.
Average RPI Loss:	219	RECORD	PCT. RANK	GAMES	SCHEDULE	OF SCHEDULE	RPI	RPI	RPI	RPI
DIV. I ONLY	4- 14	300	3- 7	337	313	335	335	31	31	
DIV. I NON-CONF.	1- 11	331	0- 6	314	305	345	345	31	31	
<hr/>										
TOTALS	RPI 1-25	RPI 26-50	W-L RECORDS	RPI 51-100	RPI 101-999	RPI 201+				
4- 14	0- 0	0- 0	OVERALL	0- 2	4- 12	4- 9				
3- 3	0- 0	0- 0	HOME	0- 1	3- 2	3- 1				
1- 11	0- 0	0- 0	AWAY	0- 1	1- 10	1- 8				
0- 0	0- 0	0- 0	NEUTRAL	0- 0	0- 0	0- 0				
1- 11	0- 0	0- 0	NON-CONFERENCE	0- 2	1- 9	1- 7				
1- 2	0- 0	0- 0	HOME	0- 1	1- 1	1- 1				
0- 9	0- 0	0- 0	AWAY	0- 1	0- 8	0- 6				
0- 0	0- 0	0- 0	NEUTRAL	0- 0	0- 0	0- 0				
3- 3	0- 0	0- 0	CONFERENCE	0- 0	3- 3	3- 2				
2- 1	0- 0	0- 0	HOME	0- 0	2- 1	2- 0				
1- 2	0- 0	0- 0	AWAY	0- 0	1- 2	1- 2				
0- 0	0- 0	0- 0	NEUTRAL	0- 0	0- 0	0- 0				

RPI 1-25				RPI 26-50				RPI 51-100				RPI 101+				Team's RPI: 335	
RPI	S	Opponent	Score	RPI	S	Opponent	Score	RPI	S	Opponent	Score	RPI	S	Opponent	Score		
								52	H	Oregon St.	44	97	132	A	Iowa St.	58	99
								82	A	El on	50	78	169	A	Colorado St.	48	85
												196	H	Norfol k St.	60	75	
												238	A	Howard	54	69	
												244	A	East Carol ina	61	73	
												249	H	Campbel l	51	58	
												259	A	Presbyteri an	60	69	
												268	A	Coastal Caro.	65	68	
												274	A	UNCW	63	89	
												288	A	Wofford	56	77	
												292	H	Morgan St.	60	57	
												304	A	Del aware St.	74	67	
												305	H	Coppin St.	60	52	
												307	A	USC Upstate	61	66	
												312	A	UMES	73	84	
												348	H	Longwood	87	75	
LAST 12 Division I GAMES:																	
312	A	UMES	73	84	307	A	USC Upstate	61	66								
238	A	Howard	54	69	249	H	Campbel l	51	58								
292	H	Morgan St.	60	57	82	A	El on	50	78								
305	H	Coppin St.	60	52	259	A	Presbyteri an	60	69								
196	H	Norfol k St.	60	75	244	A	East Carol ina	61	73								
304	A	Del aware St.	74	67	132	A	Iowa St.	58	99								

Non-Div I Games: Johnson & Wales (NC) 8 51

N. C. Central

N
C
S
t
a
t
e

NC State				Through Games Of Jan. 24, 2018								
Average RPI	Win:	123	WON-LOST	WINNING	LAST 10	STRENGTH OF	OPP. STRENGTH	TEAM	ADJ.	CONF.	ADJ CONF.	
Average RPI	Loss:	21	RECORD	PCT. RANK	GAMES	SCHEDULE	OF SCHEDULE	RPI	RPI	RPI	RPI	
DIV. I ONLY			15- 5	44	7- 3	13	35	18	18	1	1	
DIV. I NON-CONF.			11- 2	23	5- 0	52	68	17	17	1	1	

TOTALS		RPI 1-25	RPI 26-50		W-L RECORDS		RPI 51-100	RPI 101-999	RPI 201+			
15- 5	1- 3		0- 2		OVERALL	6- 0		8- 0	2- 0			
10- 2	1- 1		0- 1		HOME	3- 0		6- 0	1- 0			
4- 2	0- 2		0- 0		AWAY	2- 0		2- 0	1- 0			
1- 1	0- 0		0- 1		NEUTRAL	1- 0		0- 0	0- 0			
11- 2	0- 1		0- 1		NON-CONFERENCE	3- 0		8- 0	2- 0			
8- 0	0- 0		0- 0		HOME	2- 0		6- 0	1- 0			
2- 1	0- 1		0- 0		AWAY	0- 0		2- 0	1- 0			
1- 1	0- 0		0- 1		NEUTRAL	1- 0		0- 0	0- 0			
4- 3	1- 2		0- 1		CONFERENCE	3- 0		0- 0	0- 0			
2- 2	1- 1		0- 1		HOME	1- 0		0- 0	0- 0			
2- 1	0- 1		0- 0		AWAY	2- 0		0- 0	0- 0			
0- 0	0- 0		0- 0		NEUTRAL	0- 0		0- 0	0- 0			

RPI 1-25		Team's RPI: 18	RPI 26-50				RPI 51-100				RPI 101+	
RPI	S	Opponent	Score	RPI	S	Opponent	Score	RPI	S	Opponent	Score	
7	H	Louisville	47 55	30	N	South Dakota St.	67 75	53	H	Georgia Tech	56 43	
14	A	Rutgers	53 57	36	H	Virginia	63 73	71	A	Virginia Tech	68 51	
16	A	Duke	56 69					73	N	Alabama	68 49	
25	H	Syracuse	60 56					82	H	Elon	70 57	
								85	A	North Carolina	66 53	
								93	H	South Ala.	71 50	

LAST 12 Division I GAMES:												
85	A	North Carolina	66 53	71	A	Virginia Tech	68 51	107	H	Tulane	79 55	
25	H	Syracuse	60 56	132	A	Vanderbilt	83 72	118	H	Jacksonville	64 44	
53	H	Georgia Tech	56 43	82	H	Elon	70 57	128	H	ETSU	70 58	
16	A	Duke	56 69	128	H	ETSU	70 58	132	A	Vanderbilt	83 72	
36	H	Virginia	63 73	150	H	Georgetown	63 49	150	H	Georgetown	63 49	
7	H	Louisville	47 55	107	H	Tulane	79 55	151	H	Davidson	73 49	
								247	H	UNC Asheville	87 55	
								323	A	Old Dominion	73 56	

N
C
S
t
a
t
e

Non-Div I Games:

NC State

Average RPI Win:	288	WON-LOST	WINNING	LAST 10	STRENGTH OF	OPP. STRENGTH	TEAM	ADJ.	CONF.	ADJ CONF.
Average RPI Loss:	199	RECORD	PCT. RANK	GAMES	SCHEDULE	OF SCHEDULE	RPI	RPI	RPI	RPI
DIV. I ONLY	2- 17	334	2- 7	257	337	340	340	22	22	
DIV. I NON-CONF.	1- 13	336	1- 5	288	345	346	346	20	20	

TOTALS	RPI 1-25	RPI 26-50	W-L RECORDS	RPI 51-100	RPI 101-999	RPI 201+				
2- 17	0- 0	0- 2	OVERALL	0- 0	2- 15	2- 8				
2- 8	0- 0	0- 0	HOME	0- 0	2- 8	2- 6				
0- 9	0- 0	0- 2	AWAY	0- 0	0- 7	0- 2				
0- 0	0- 0	0- 0	NEUTRAL	0- 0	0- 0	0- 0				
1- 13	0- 0	0- 1	NON-CONFERENCE	0- 0	1- 12	1- 7				
1- 6	0- 0	0- 0	HOME	0- 0	1- 6	1- 5				
0- 7	0- 0	0- 1	AWAY	0- 0	0- 6	0- 2				
0- 0	0- 0	0- 0	NEUTRAL	0- 0	0- 0	0- 0				
1- 4	0- 0	0- 1	CONFERENCE	0- 0	1- 3	1- 1				
1- 2	0- 0	0- 0	HOME	0- 0	1- 2	1- 1				
0- 2	0- 0	0- 1	AWAY	0- 0	0- 1	0- 0				
0- 0	0- 0	0- 0	NEUTRAL	0- 0	0- 0	0- 0				

RPI	S	Opponent	Score	RPI	S	Opponent	Score	RPI	S	Opponent	Score	RPI	S	Opponent	Score
30	A	South Dakota St.	48 92	41	A	FGCU	66 90					104	A	Dartmouth	50 81
												105	H	Penn	38 77
												118	H	Jacksonville	58 88
												172	A	Stetson	55 73
												175	A	Binghamton	36 67
												178	A	Lehigh	50 64
												187	A	Army West Point	49 79
												239	H	North Florida	75 65
												251	H	LIU Brooklyn	49 67
												261	H	Cornell	46 61
												267	H	Rider	64 79
												275	A	North Dakota St.	58 105
												289	H	Fairleigh Dickinson	70 74
												292	A	Morgan St.	43 55
												307	H	USC Upstate	57 95
												336	H	Long Beach St.	73 57
												338	H	Saint Peter's	52 59

LAST 12 Division I GAMES:															
239	H	North Florida	75 65	105	H	Penn	38 77								
118	H	Jacksonville	58 88	336	H	Long Beach St.	73 57								
172	A	Stetson	55 73	267	H	Rider	64 79								
41	A	FGCU	66 90	175	A	Binghamton	36 67								
307	H	USC Upstate	57 95	178	A	Lehigh	50 64								
261	H	Cornell	46 61	292	A	Morgan St.	43 55								

Non-Div I Games: St. Joseph's (Brkn)106 42

NJIT

Average RPI Win: 237
Average RPI Loss: 118

Average RPI Win:	237	WON-LOST	WINNING	LAST 10	STRENGTH OF	OPP. STRENGTH	TEAM	ADJ.	CONF.	ADJ CONF.
Average RPI Loss:	118	RECORD	PCT. RANK	GAMES	SCHEDULE	OF SCHEDULE	RPI	RPI	RPI	RPI
DIV. I ONLY		15- 4	32	7- 3	261	232	87	87	15	15
DIV. I NON-CONF.		9- 1	20	2- 1	292	294	77	77	18	18
TOTALS	RPI 1-25		RPI 26-50	W-L RECORDS		RPI 51-100	RPI 101-999		RPI 201+	
15- 4	0- 0		0- 0	OVERALL		0- 2	15- 2		11- 0	
10- 0	0- 0		0- 0	HOME		0- 0	10- 0		8- 0	
5- 4	0- 0		0- 0	AWAY		0- 2	5- 2		3- 0	
0- 0	0- 0		0- 0	NEUTRAL		0- 0	0- 0		0- 0	
9- 1	0- 0		0- 0	NON-CONFERENCE		0- 1	9- 0		7- 0	
6- 0	0- 0		0- 0	HOME		0- 0	6- 0		5- 0	
3- 1	0- 0		0- 0	AWAY		0- 1	3- 0		2- 0	
0- 0	0- 0		0- 0	NEUTRAL		0- 0	0- 0		0- 0	
6- 3	0- 0		0- 0	CONFERENCE		0- 1	6- 2		4- 0	
4- 0	0- 0		0- 0	HOME		0- 0	4- 0		3- 0	
2- 3	0- 0		0- 0	AWAY		0- 1	2- 2		1- 0	
0- 0	0- 0		0- 0	NEUTRAL		0- 0	0- 0		0- 0	

RPI 1-25				RPI 26-50				RPI 51-100				Team's RPI : 87				RPI 101+			
RPI	S	Opponent	Score	RPI	S	Opponent	Score	RPI	S	Opponent	Score	RPI	S	Opponent	Score	RPI	S	Opponent	Score
								64	A	Ameri can	41	46	160	A	Bucknel l	39	47		
								68	A	New Mexi co	87	94	178	A	Lehi gh	63	66		
													183	A	Boston U.	64	59		
													187	H	Army West Point	70	44		
													196	H	Norfol k St.	70	51		
													197	A	Mari st	77	70		
													220	H	Lafayette	65	59		
													221	A	Holy Cross	65	58		
													225	A	Ri chmond	76	56		
													226	H	Loyol a Maryl and	73	44		
													237	H	St. Bonaventure	86	48		
													251	A	LIU Brookl yn	79	47		
													267	H	Ri der	63	44		
													273	H	Col gate	70	54		
													275	H	North Dakota St.	67	54		
													287	H	Monmouth	73	49		
													315	H	Ai r Force	71	64		
LAST 12 Division I GAMES:																			
								160	A	Bucknel l	39	47	64	A	Ameri can	41	46		
								183	A	Boston U.	64	59	178	A	Lehi gh	63	66		
								220	H	Lafayette	65	59	226	H	Loyol a Maryl and	73	44		
								187	H	Army West Point	70	44	251	A	LIU Brookl yn	79	47		
								221	A	Holy Cross	65	58	68	A	New Mexi co	87	94		
								273	H	Col gate	70	54	225	A	Ri chmond	76	56		

Non-Div I Games:	Emory & Henry	88	57
------------------	---------------	----	----

Navy

■ Loss, ■ Non-Conf, S Site, H Home A Away N Neutral

Average RPI Win:	225	WON-LOST	WINNING	LAST 10	STRENGTH OF	OPP. STRENGTH	TEAM	ADJ.	CONF.	ADJ CONF.
Average RPI Loss:	100	RECORD	PCT. RANK	GAMES	SCHEDULE	OF SCHEDULE	RPI	RPI	RPI	RPI
DIV. I ONLY	10- 8	136	5- 4	182	101	164	164	16	16	
DIV. I NON-CONF.	6- 4	122	3- 0	154	65	134	134	17	17	

TOTALS	RPI 1-25	RPI 26-50	W-L RECORDS	RPI 51-100	RPI 101-999	RPI 201+				
10- 8	0- 1	0- 0	OVERALL	0- 5	10- 2	7- 2				
7- 3	0- 1	0- 0	HOME	0- 1	7- 1	5- 1				
2- 4	0- 0	0- 0	AWAY	0- 3	2- 1	1- 1				
1- 1	0- 0	0- 0	NEUTRAL	0- 1	1- 0	1- 0				
6- 4	0- 1	0- 0	NON-CONFERENCE	0- 2	6- 1	5- 1				
4- 2	0- 1	0- 0	HOME	0- 0	4- 1	3- 1				
1- 1	0- 0	0- 0	AWAY	0- 1	1- 0	1- 0				
1- 1	0- 0	0- 0	NEUTRAL	0- 1	1- 0	1- 0				
4- 4	0- 0	0- 0	CONFERENCE	0- 3	4- 1	2- 1				
3- 1	0- 0	0- 0	HOME	0- 1	3- 0	2- 0				
1- 3	0- 0	0- 0	AWAY	0- 2	1- 1	0- 1				
0- 0	0- 0	0- 0	NEUTRAL	0- 0	0- 0	0- 0				

RPI 1-25				RPI 26-50				RPI 51-100				RPI 101+ Team's RPI: 164			
RPI	S	Opponent	Score	RPI	S	Opponent	Score	RPI	S	Opponent	Score	RPI	S	Opponent	Score
1	H	UConn	57 88					51	A	Wyomi ng	60 66	144	H	Portland St.	67 55
								51	H	Wyomi ng	62 65	154	H	Fresno St.	90 73
								52	N	Oregon St.	49 89	180	A	Boise St.	72 68
								66	A	Utah	61 87	204	H	Pepperdi ne	72 77
								68	A	New Mexi co	68 72	208	A	Seattle U	74 65
												216	H	SMU	80 72
												222	N	Montana St.	67 53
												266	H	San Jose St.	91 63
												269	H	Santa Clara	52 41
												271	H	Sacramento St.	95 68
												306	A	Utah St.	57 79
												315	H	Ai r Force	70 60

LAST 12 Division I GAMES:															
51	H	Wyomi ng	62 65	68	A	New Mexico	68 72								
180	A	Boise St.	72 68	154	H	Fresno St.	90 73								
266	H	San Jose St.	91 63	269	H	Santa Clara	52 41								
306	A	Utah St.	57 79	208	A	Seattle U	74 65								
315	H	Ai r Force	70 60	222	N	Montana St.	67 53								
51	A	Wyomi ng	60 66	52	N	Oregon St.	49 89								

Non-Div I Games: Stanislaus St. 81 60

Nevada

Average RPI Win:	260	WON-LOST	WINNING	LAST 10	STRENGTH OF	OPP. STRENGTH	TEAM	ADJ.	CONF.	ADJ CONF.
Average RPI Loss:	133	RECORD	PCT. RANK	GAMES	SCHEDULE	OF SCHEDULE	RPI	RPI	RPI	RPI
DIV. I ONLY	13- 6	78	7- 3	323	215	163	163	20	20	
DIV. I NON-CONF.	8- 4	87	3- 2	335	189	182	182	24	24	

TOTALS	RPI 1-25	RPI 26-50	W-L RECORDS	RPI 51-100	RPI 101-999	RPI 201+				
13- 6	0- 0	0- 0	OVERALL	0- 2	13- 4	10- 1				
6- 1	0- 0	0- 0	HOME	0- 1	6- 0	4- 0				
6- 4	0- 0	0- 0	AWAY	0- 1	6- 3	5- 0				
1- 1	0- 0	0- 0	NEUTRAL	0- 0	1- 1	1- 1				
8- 4	0- 0	0- 0	NON-CONFERENCE	0- 0	8- 4	6- 1				
4- 0	0- 0	0- 0	HOME	0- 0	4- 0	2- 0				
3- 3	0- 0	0- 0	AWAY	0- 0	3- 3	3- 0				
1- 1	0- 0	0- 0	NEUTRAL	0- 0	1- 1	1- 1				
5- 2	0- 0	0- 0	CONFERENCE	0- 2	5- 0	4- 0				
2- 1	0- 0	0- 0	HOME	0- 1	2- 0	2- 0				
3- 1	0- 0	0- 0	AWAY	0- 1	3- 0	2- 0				
0- 0	0- 0	0- 0	NEUTRAL	0- 0	0- 0	0- 0				

RPI 1-25				RPI 26-50				RPI 51-100				RPI 101+				Team's RPI: 163
RPI	S	Opponent	Score	RPI	S	Opponent	Score	RPI	S	Opponent	Score	RPI	S	Opponent	Score	
								70	A	Albany (NY)	53 66	104	A	Dartmouth	49 57	
								75	H	Maine	46 56	158	A	Xavier	66 71	
												175	A	Binghamton	63 61	
												183	H	Boston U.	72 57	
												184	A	Boston College	55 64	
												189	H	Northeastern	65 50	
												206	N	La Salle	51 59	
												231	A	Stony Brook	51 50	
												232	H	Manhattan	68 55	
												257	A	Sacred Heart	74 47	
												261	H	Cornell	48 45	
												277	N	Fairfield	71 61	
												281	A	Bryant	74 65	
												294	A	Vermont	52 49	
												319	A	Wagner	65 53	
												327	H	UMBC	56 51	
												349	H	UMass Lowell	66 45	
LAST 12 Division I GAMES:																
				75	H	Maine	46 56	327	H	UMBC	56 51					
				231	A	Stony Brook	51 50	261	H	Cornell	48 45					
				294	A	Vermont	52 49	257	A	Sacred Heart	74 47					
				349	H	UMass Lowell	66 45	184	A	Boston College	55 64					
				175	A	Binghamton	63 61	232	H	Manhattan	68 55					
				70	A	Albany (NY)	53 66	104	A	Dartmouth	49 57					

Non-Div I Games: Colby-Sawyer 64 40

New Hampshire

Average RPI Win:	167	WON-LOST	WINNING	LAST 10	STRENGTH OF	OPP. STRENGTH	TEAM	ADJ.	CONF.	ADJ CONF.
Average RPI Loss:	138	RECORD	PCT. RANK	GAMES	SCHEDULE	OF SCHEDULE	RPI	RPI	RPI	RPI
DIV. I ONLY	15- 5	44	5- 5	124	122	68	68	16	16	
DIV. I NON-CONF.	11- 1	13	3- 1	62	111	14	14	17	17	

TOTALS	RPI 1-25	RPI 26-50	W-L RECORDS	RPI 51-100	RPI 101-999	RPI 201+				
15- 5	1- 0	0- 1	OVERALL	2- 1	12- 3	4- 2				
12- 1	1- 0	0- 0	HOME	2- 0	9- 1	2- 0				
3- 4	0- 0	0- 1	AWAY	0- 1	3- 2	2- 2				
0- 0	0- 0	0- 0	NEUTRAL	0- 0	0- 0	0- 0				
11- 1	1- 0	0- 1	NON-CONFERENCE	2- 0	8- 0	3- 0				
9- 0	1- 0	0- 0	HOME	2- 0	6- 0	2- 0				
2- 1	0- 0	0- 1	AWAY	0- 0	2- 0	1- 0				
0- 0	0- 0	0- 0	NEUTRAL	0- 0	0- 0	0- 0				
4- 4	0- 0	0- 0	CONFERENCE	0- 1	4- 3	1- 2				
3- 1	0- 0	0- 0	HOME	0- 0	3- 1	0- 0				
1- 3	0- 0	0- 0	AWAY	0- 1	1- 2	1- 2				
0- 0	0- 0	0- 0	NEUTRAL	0- 0	0- 0	0- 0				

RPI 1-25				RPI 26-50				RPI 51-100 Team's RPI: 68				RPI 101+			
RPI	S	Opponent	Score	RPI	S	Opponent	Score	RPI	S	Opponent	Score	RPI	S	Opponent	Score
19	H	Marquette	88 87	34	A	Oklahoma	63 105	51	A	Wyoming	55 66	111	H	UNLV	66 68
								87	H	Navy	94 87	130	A	UTEP	59 35
								91	H	Western Mi ch.	88 76	142	H	Lamar University	90 58
												153	H	Wichita St.	76 62
												154	H	Fresno St.	88 75
												164	H	Nevada	72 68
												165	H	Illinois	97 68
												180	H	Boise St.	100 83
												194	H	UC Irvine	83 61
												227	H	Texas Tech	90 56
												229	A	San Diego St.	89 97
												245	A	New Mexico St.	101 93
												245	H	New Mexico St.	86 75
												266	A	San Jose St.	86 95
												315	A	Air Force	88 59
LAST 12 Division I GAMES:															
229	A	San Diego St.	89 97	164	H	Nevada	72 68	315	A	Air Force	88 59	142	H	Lamar University	90 58
111	H	UNLV	66 68	34	A	Oklahoma	63 105	87	H	Navy	94 87	245	H	New Mexico St.	86 75
154	H	Fresno St.	88 75	51	A	Wyoming	55 66	227	H	Texas Tech	90 56	266	A	San Jose St.	86 95
51	A	Wyoming	55 66	266	A	San Jose St.	86 95					315	A	Air Force	88 59
180	H	Boise St.	100 83												

Non-Div I Games: Northern N.M. 107 66

New Mexico

Loss,
Non-Conf, S Site, H Home
A Away
N Neutral

Average RPI Win:	265	WON-LOST	WINNING	LAST 10	STRENGTH OF	OPP. STRENGTH	TEAM	ADJ.	CONF.	ADJ CONF.
Average RPI Loss:	162	RECORD	PCT. RANK	GAMES	SCHEDULE	OF SCHEDULE	RPI	RPI	RPI	RPI
DIV. I ONLY	8- 9	198	6- 3	282	281	245	245	30	30	
DIV. I NON-CONF.	4- 8	239	3- 3	227	221	260	260	30	30	

TOTALS	RPI 1-25	RPI 26-50	W-L RECORDS	RPI 51-100	RPI 101-999	RPI 201+				
8- 9	0- 0	0- 0	OVERALL	0- 4	8- 5	7- 4				
5- 3	0- 0	0- 0	HOME	0- 2	5- 1	4- 1				
3- 3	0- 0	0- 0	AWAY	0- 1	3- 2	3- 2				
0- 3	0- 0	0- 0	NEUTRAL	0- 1	0- 2	0- 1				
4- 8	0- 0	0- 0	NON-CONFERENCE	0- 4	4- 4	3- 3				
2- 3	0- 0	0- 0	HOME	0- 2	2- 1	1- 1				
2- 2	0- 0	0- 0	AWAY	0- 1	2- 1	2- 1				
0- 3	0- 0	0- 0	NEUTRAL	0- 1	0- 2	0- 1				
4- 1	0- 0	0- 0	CONFERENCE	0- 0	4- 1	4- 1				
3- 0	0- 0	0- 0	HOME	0- 0	3- 0	3- 0				
1- 1	0- 0	0- 0	AWAY	0- 0	1- 1	1- 1				
0- 0	0- 0	0- 0	NEUTRAL	0- 0	0- 0	0- 0				

RPI 1-25				RPI 26-50				RPI 51-100				RPI 101+ Team's RPI: 245			
RPI	S	Opponent	Score	RPI	S	Opponent	Score	RPI	S	Opponent	Score	RPI	S	Opponent	Score
								68	A	New Mexico	75 86	130	H	UTEP	76 68
								68	H	New Mexico	93 101	189	N	Northeastern	64 65
								83	N	Arkansas	60 69	204	A	Pepperdine	86 64
								91	H	Western Mich.	55 64	208	A	Seattle U	59 69
												210	H	UC Santa Barbara	47 77
												256	N	Texas Southern	50 66
												263	H	CSU Bakersfield	56 48
												265	H	A&M-Corpus Christi	70 61
												279	H	Grand Canyon	64 60
												284	A	Arizona	44 83
												301	A	Utah Valley	82 72
												336	A	Long Beach St.	72 63
												339	H	Chicago St.	74 59

LAST 12 Division I GAMES:															
								301	A	Utah Valley	82 72	336	A	Long Beach St.	72 63
								208	A	Seattle U	59 69	189	N	Northeastern	64 65
								263	H	CSU Bakersfield	56 48	204	A	Pepperdine	86 64
								279	H	Grand Canyon	64 60	284	A	Arizona	44 83
								339	H	Chicago St.	74 59	130	H	UTEP	76 68
								210	H	UC Santa Barbara	47 77	68	H	New Mexico	93 101

Non-Div I Games: Tex. Permian Basin 85 58 Western N.M. 89 60

New Mexico St.

■ Loss,
 ■ Non-Conf,
 ■ S Site,
 ■ Home
 ■ A Away
 N Neutral

Average RPI Win:	266	WON-LOST	WINNING	LAST 10	STRENGTH OF	OPP. STRENGTH	TEAM	ADJ.	CONF.	ADJ CONF.
Average RPI Loss:	105	RECORD	PCT. RANK	GAMES	SCHEDULE	OF SCHEDULE	RPI	RPI	RPI	RPI
DIV. I ONLY	9- 10	191	7- 3	157	244	182	182	25	25	
DIV. I NON-CONF.	3- 7	254	2- 0	53	142	183	183	25	25	

TOTALS	RPI 1-25	RPI 26-50	W-L RECORDS	RPI 51-100	RPI 101-999	RPI 201+				
9- 10	0- 1	0- 1	OVERALL	1- 2	8- 6	8- 1				
6- 3	0- 0	0- 1	HOME	0- 0	6- 2	6- 0				
3- 7	0- 0	0- 0	AWAY	1- 0	2- 1	2- 0				
0- 0	0- 0	0- 0	NEUTRAL	0- 0	0- 0	0- 0				
3- 7	0- 1	0- 1	NON-CONFERENCE	0- 2	3- 3	3- 0				
2- 2	0- 0	0- 1	HOME	0- 0	2- 1	2- 0				
1- 5	0- 1	0- 0	AWAY	0- 2	1- 2	1- 0				
0- 0	0- 0	0- 0	NEUTRAL	0- 0	0- 0	0- 0				
6- 3	0- 0	0- 0	CONFERENCE	1- 0	5- 3	5- 1				
4- 1	0- 0	0- 0	HOME	0- 0	4- 1	4- 0				
2- 2	0- 0	0- 0	AWAY	1- 0	1- 2	1- 1				
0- 0	0- 0	0- 0	NEUTRAL	0- 0	0- 0	0- 0				

RPI 1-25				RPI 26-50				RPI 51-100				RPI 101+				Team's RPI: 182
RPI	S	Opponent	Score	RPI	S	Opponent	Score	RPI	S	Opponent	Score	RPI	S	Opponent	Score	
11	A	Missouri	45 81	45	H	Houston	66 78	62	A	Miami (FL)	46 76	107	A	Tulane	56 79	
								93	A	South Ala.	45 67	112	H	SFA	67 74	
								95	A	Central Ark.	52 48	124	A	Louisiana	57 66	
												136	H	Jacksonville St.	54 59	
												142	A	Lamar University	77 100	
												218	A	Abilene Christian	70 80	
												223	H	CSUN	76 73	
												256	H	Texas Southern	72 69	
												265	H	A&M-Corpus Christi	66 49	
												290	A	McNeese	77 64	
												297	H	Incarinate Word	52 50	
												318	H	Northwestern St.	81 63	
												322	H	Houston Baptist	70 52	
												332	A	La.-Monroe	89 51	

LAST 12 Division I GAMES:																
318	H	Northwestern St.	81 63	142	A	Lamar University	77 100									
297	H	Incarinate Word	52 50	322	H	Houston Baptist	70 52									
95	A	Central Ark.	52 48	218	A	Abilene Christian	70 80									
265	H	A&M-Corpus Christi	66 49	256	H	Texas Southern	72 69									
112	H	SFA	67 74	332	A	La.-Monroe	89 51									
290	A	McNeese	77 64	107	A	Tulane	56 79									

Non-Div I Games: Xavier (LA) 85 50

New Orleans

■ Loss,
 ■ Non-Conf,
 ■ S Site,
 ■ Home
 ■ Away
 N Neutral

Average RPI Win:	224	WON-LOST	WINNING	LAST 10	STRENGTH OF	OPP. STRENGTH	TEAM	ADJ.	CONF.	ADJ CONF.
Average RPI Loss:	148	RECORD	PCT. RANK	GAMES	SCHEDULE	OF SCHEDULE	RPI	RPI	RPI	RPI
DIV. I ONLY	8- 11	222	7- 3	173	201	207	207	27	27	
DIV. I NON-CONF.	3- 8	268	2- 2	63	137	204	204	26	26	

TOTALS	RPI 1-25	RPI 26-50	W-L RECORDS	RPI 51-100	RPI 101-999	RPI 201+				
8- 11	1- 1	0- 1	OVERALL	0- 1	7- 8	4- 3				
4- 3	1- 0	0- 1	HOME	0- 0	3- 2	2- 0				
3- 7	0- 1	0- 0	AWAY	0- 1	3- 5	2- 3				
1- 1	0- 0	0- 0	NEUTRAL	0- 0	1- 1	0- 0				
3- 8	1- 1	0- 1	NON-CONFERENCE	0- 0	2- 6	1- 1				
1- 3	1- 0	0- 1	HOME	0- 0	0- 2	0- 0				
1- 4	0- 1	0- 0	AWAY	0- 0	1- 3	1- 1				
1- 1	0- 0	0- 0	NEUTRAL	0- 0	1- 1	0- 0				
5- 3	0- 0	0- 0	CONFERENCE	0- 1	5- 2	3- 2				
3- 0	0- 0	0- 0	HOME	0- 0	3- 0	2- 0				
2- 3	0- 0	0- 0	AWAY	0- 1	2- 2	1- 2				
0- 0	0- 0	0- 0	NEUTRAL	0- 0	0- 0	0- 0				

RPI	S	Opponent	Score	RPI	S	Opponent	Score	RPI	S	Opponent	Score	RPI	S	Opponent	Score
22	H	Buffalo	75 62	47	H	Drexel	65 66	55	A	Quinnipiac	61 77	124	N	Louisiana	52 68
24	A	Maryland	65 92									137	H	Cleveland St.	61 70
												138	A	Hartford	65 83
												159	A	Oakland	59 67
												166	H	Saint Joseph's	69 93
												191	N	Louisiana Tech	73 67
												201	A	Siena	73 68
												201	H	Siena	65 50
												232	H	Manhattan	65 64
												237	A	St. Bonaventure	58 76
												267	A	Rider	58 65
												273	A	Colgate	81 44
												277	A	Fairfield	53 59
												337	H	Iona	73 59
												338	A	Saint Peter's	87 52

LAST 12 Division I GAMES:															
338	A	Saint Peter's	87 52	277	A	Fairfield	53 59								
267	A	Rider	58 65	337	H	Iona	73 59								
201	H	Siena	65 50	273	A	Colgate	81 44								
232	H	Manhattan	65 64	22	H	Buffalo	75 62								
201	A	Siena	73 68	47	H	Drexel	65 66								
55	A	Quinnipiac	61 77	138	A	Hartford	65 83								

Non-Div I Games:

Niagara

Average RPI Win:	314	WON-LOST	WINNING	LAST 10	STRENGTH OF	OPP. STRENGTH	TEAM	ADJ.	CONF.	ADJ CONF.
Average RPI Loss:	150	RECORD	PCT. RANK	GAMES	SCHEDULE	OF SCHEDULE	RPI	RPI	RPI	RPI
DIV. I ONLY	5- 11	275	3- 7	268	316	260	260	25	25	
DIV. I NON-CONF.	2- 6	280	2- 2	145	290	235	235	25	25	

TOTALS	RPI 1-25	RPI 26-50	W-L RECORDS	RPI 51-100	RPI 101-999	RPI 201+				
5- 11	0- 1	0- 1	OVERALL	0- 1	5- 8	5- 4				
0- 5	0- 1	0- 0	HOME	0- 1	0- 3	0- 0				
5- 5	0- 0	0- 1	AWAY	0- 0	5- 4	5- 3				
0- 1	0- 0	0- 0	NEUTRAL	0- 0	0- 1	0- 1				
2- 6	0- 1	0- 1	NON-CONFERENCE	0- 0	2- 4	2- 2				
0- 2	0- 1	0- 0	HOME	0- 0	0- 1	0- 0				
2- 3	0- 0	0- 1	AWAY	0- 0	2- 2	2- 1				
0- 1	0- 0	0- 0	NEUTRAL	0- 0	0- 1	0- 1				
3- 5	0- 0	0- 0	CONFERENCE	0- 1	3- 4	3- 2				
0- 3	0- 0	0- 0	HOME	0- 1	0- 2	0- 0				
3- 2	0- 0	0- 0	AWAY	0- 0	3- 2	3- 2				
0- 0	0- 0	0- 0	NEUTRAL	0- 0	0- 0	0- 0				

RPI 1-25				RPI 26-50				RPI 51-100				RPI 101+				Team's RPI: 260
RPI	S	Opponent	Score	RPI	S	Opponent	Score	RPI	S	Opponent	Score	RPI	S	Opponent	Score	
13	H	Baylor	43 85	40	A	LSU	50 65	95	H	Central Ark.	48 69	112	H	SFA	73 86	
												118	H	Jacksonville	61 69	
												132	A	Iowa St.	47 75	
												142	H	Lamar University	61 76	
												216	A	SMU	61 68	
												217	N	Bradley	65 75	
												265	A	A&M-Corpus Christi	55 76	
												290	A	McNeese	61 54	
												293	A	Jackson St.	90 64	
												297	A	Incarnate Word	62 64	
												318	A	Northwestern St.	79 63	
												322	A	Houston Baptist	73 61	
												346	A	Mississippi Val.	62 57	

LAST 12 Division I GAMES:																
142	H	Lamar University	61 76	297	A	Incarnate Word	62 64									
265	A	A&M-Corpus Christi	55 76	318	A	Northwestern St.	79 63									
95	H	Central Ark.	48 69	132	A	Iowa St.	47 75									
290	A	McNeese	61 54	13	H	Baylor	43 85									
322	A	Houston Baptist	73 61	346	A	Mississippi Val.	62 57									
112	H	SFA	73 86	293	A	Jackson St.	90 64									

Non-Div I Games: Spring Hill 78 70 Evangel 72 55 Southern-N. O. 83 45

Nicholls St.

Average RPI Win:	284	WON-LOST	WINNING	LAST 10	STRENGTH OF	OPP. STRENGTH	TEAM	ADJ.	CONF.	ADJ CONF.
Average RPI Loss:	160	RECORD	PCT. RANK	GAMES	SCHEDULE	OF SCHEDULE	RPI	RPI	RPI	RPI
DIV. I ONLY	11- 5	75	9- 1	330	342	196	196	31	31	
DIV. I NON-CONF.	7- 5	132	6- 2	265	334	190	190	31	31	

TOTALS	RPI 1-25	RPI 26-50	W-L RECORDS	RPI 51-100	RPI 101-999	RPI 201+				
11- 5	0- 0	0- 0	OVERALL	0- 1	11- 4	10- 2				
3- 2	0- 0	0- 0	HOME	0- 0	3- 2	3- 1				
7- 2	0- 0	0- 0	AWAY	0- 1	7- 1	6- 1				
1- 1	0- 0	0- 0	NEUTRAL	0- 0	1- 1	1- 0				
7- 5	0- 0	0- 0	NON-CONFERENCE	0- 1	7- 4	6- 2				
2- 2	0- 0	0- 0	HOME	0- 0	2- 2	2- 1				
4- 2	0- 0	0- 0	AWAY	0- 1	4- 1	3- 1				
1- 1	0- 0	0- 0	NEUTRAL	0- 0	1- 1	1- 0				
4- 0	0- 0	0- 0	CONFERENCE	0- 0	4- 0	4- 0				
1- 0	0- 0	0- 0	HOME	0- 0	1- 0	1- 0				
3- 0	0- 0	0- 0	AWAY	0- 0	3- 0	3- 0				
0- 0	0- 0	0- 0	NEUTRAL	0- 0	0- 0	0- 0				

RPI 1-25				RPI 26-50				RPI 51-100				RPI 101+ Team's RPI: 196					
RPI	S	Opponent	Score	RPI	S	Opponent	Score	RPI	S	Opponent	Score	RPI	S	Opponent	Score		
								87	A	Navy	51	70	119	H	High Point	56	59
													125	N	Bowling Green	50	59
													146	A	William & Mary	80	74
													226	H	Loyola Maryland	58	61
													228	H	UNCG	64	63
													244	A	East Carolina	46	51
													249	A	Campbell	53	27
													270	H	Towson	86	76
													276	N	St. Francis Brooklyn	52	51
													302	A	VCU	66	52
													305	H	Coppin St.	71	57
													324	A	South Carolina St.	71	67
													335	A	N.C. Central	75	60
													344	A	Savannah St.	78	58
													348	A	Longwood	64	45
LAST 12 Division I GAMES:																	
				344	A	Savannah St.	78	58					249	A	Campbell	53	27
				324	A	South Carolina St.	71	67					228	H	UNCG	64	63
				335	A	N.C. Central	75	60					270	H	Towson	86	76
				305	H	Coppin St.	71	57					244	A	East Carolina	46	51
				348	A	Longwood	64	45					119	H	High Point	56	59
				146	A	William & Mary	80	74					276	N	St. Francis Brooklyn	52	51

Non-Div I Games:

Norfolk St.

Average RPI Win:	161	WON-LOST	WINNING	LAST 10	STRENGTH OF	OPP. STRENGTH	TEAM	ADJ.	CONF.	ADJ CONF.
Average RPI Loss:	94	RECORD	PCT. RANK	GAMES	SCHEDULE	OF SCHEDULE	RPI	RPI	RPI	RPI
DIV. I ONLY	14- 6	70	6- 4	58	98	85	85	1	1	
DIV. I NON-CONF.	10- 3	51	4- 1	106	252	101	101	1	1	

TOTALS	RPI 1-25	RPI 26-50	W-L RECORDS	RPI 51-100	RPI 101-999	RPI 201+				
14- 6	1- 2	1- 0	OVERALL	0- 2	12- 2	4- 0				
11- 4	1- 1	1- 0	HOME	0- 2	9- 1	3- 0				
1- 2	0- 1	0- 0	AWAY	0- 0	1- 1	0- 0				
2- 0	0- 0	0- 0	NEUTRAL	0- 0	2- 0	1- 0				
10- 3	0- 0	1- 0	NON-CONFERENCE	0- 2	9- 1	4- 0				
8- 3	0- 0	1- 0	HOME	0- 2	7- 1	3- 0				
0- 0	0- 0	0- 0	AWAY	0- 0	0- 0	0- 0				
2- 0	0- 0	0- 0	NEUTRAL	0- 0	2- 0	1- 0				
4- 3	1- 2	0- 0	CONFERENCE	0- 0	3- 1	0- 0				
3- 1	1- 1	0- 0	HOME	0- 0	2- 0	0- 0				
1- 2	0- 1	0- 0	AWAY	0- 0	1- 1	0- 0				
0- 0	0- 0	0- 0	NEUTRAL	0- 0	0- 0	0- 0				

RPI 1-25				RPI 26-50				RPI 51-100 Team's RPI: 85				RPI 101+			
RPI	S	Opponent	Score	RPI	S	Opponent	Score	RPI	S	Opponent	Score	RPI	S	Opponent	Score
4	A	Florida St.	65 103	43	H	Minnesota	88 83	79	H	Mercer	86 97	102	A	Wake Forest	79 76
16	H	Duke	92 86					93	H	South Ala.	84 85	109	H	Clemson	59 52
18	H	NC State	53 66									134	N	Washington	90 78
												135	H	Colorado	87 80
												138	H	Hartford	90 70
												155	H	Pittsburgh	68 67
												161	H	Furman	84 56
												184	A	Boston College	64 77
												185	H	Hampton	66 70
												200	H	Radford	79 46
												253	N	Grambling	79 63
												259	H	Presbyterian	91 56
												274	H	UNCW	86 60
												280	H	Appalachian St.	56 43

LAST 12 Division I GAMES:															
16	H	Duke	92 86	4	A	Florida St.	65 103	253	N	Grambling	79 63	134	N	Washington	90 78
18	H	NC State	53 66	79	H	Mercer	86 97	161	H	Furman	84 56	155	H	Pittsburgh	68 67
102	A	Wake Forest	79 76	259	H	Presbyterian	91 56	274	H	UNCW	86 60	185	H	Hampton	66 70
109	H	Clemson	59 52									184	A	Boston College	64 77
155	H	Pittsburgh	68 67												
184	A	Boston College	64 77												

Non-Div I Games:

North Carolina

Average RPI	Win:	211	WON-LOST	WINNING	LAST 10	STRENGTH OF	OPP. STRENGTH	TEAM	ADJ.	CONF.	ADJ CONF.
Average RPI	Loss:	125	RECORD	PCT. RANK	GAMES	SCHEDULE	OF SCHEDULE	RPI	RPI	RPI	RPI
DIV. I ONLY		7- 9		215	2- 6	69	241	141	141	19	19
DIV. I NON-CONF.		5- 4		146	1- 2	73	228	76	76	15	15

TOTALS	RPI 1-25		RPI 26-50		W-L RECORDS	RPI 51-100		RPI 101-999		RPI 201+	
7- 9	0- 1		1- 1		OVERALL	0- 2		6- 5		4- 3	
5- 1	0- 0		1- 0		HOME	0- 0		4- 1		3- 1	
1- 8	0- 1		0- 1		AWAY	0- 2		1- 4		1- 2	
1- 0	0- 0		0- 0		NEUTRAL	0- 0		1- 0		0- 0	
5- 4	0- 1		0- 1		NON-CONFERENCE	0- 2		5- 0		3- 0	
3- 0	0- 0		0- 0		HOME	0- 0		3- 0		2- 0	
1- 4	0- 1		0- 1		AWAY	0- 2		1- 0		1- 0	
1- 0	0- 0		0- 0		NEUTRAL	0- 0		1- 0		0- 0	
2- 5	0- 0		1- 0		CONFERENCE	0- 0		1- 5		1- 3	
2- 1	0- 0		1- 0		HOME	0- 0		1- 1		1- 1	
0- 4	0- 0		0- 0		AWAY	0- 0		0- 4		0- 2	
0- 0	0- 0		0- 0		NEUTRAL	0- 0		0- 0		0- 0	

RPI 1-25				RPI 26-50				RPI 51-100				RPI 101+ Team's RPI: 141			
RPI	S	Opponent	Score	RPI	S	Opponent	Score	RPI	S	Opponent	Score	RPI	S	Opponent	Score
13	A	Baylor	43 105	30	A	South Dakota St.	52 66	52	A	Oregon St.	55 65	140	A	Weber St.	69 80
				39	H	Northern Colo.	78 70	94	A	South Dakota	71 76	142	N	Lamar University	73 70
												143	A	Idaho St.	46 57
												188	H	UNI	80 72
												202	A	Eastern Wash.	70 74
												211	A	Idaho	75 80
												222	H	Montana St.	79 70
												243	H	Montana	43 54
												275	H	North Dakota St.	79 68
												296	H	Massachusetts	82 52
												313	A	UTSA	60 47

LAST 12 Division I GAMES:															
				39	H	Northern Colo.	78 70	211	A	Idaho	75 80				
				140	A	Weber St.	69 80	94	A	South Dakota	71 76				
				143	A	Idaho St.	46 57	275	H	North Dakota St.	79 68				
				222	H	Montana St.	79 70	13	A	Baylor	43 105				
				243	H	Montana	43 54	188	H	UNI	80 72				
				202	A	Eastern Wash.	70 74	313	A	UTSA	60 47				

Non-Div I Games: Mayville St. 82 54 Southwest Minn. St. 85 62

North Dakota

Average RPI Win: 310
Average RPI Loss: 148

WON-LOST
RECORD

WINNING
PCT. RANK

LAST 10
GAMES

STRENGTH OF
SCHEDULE

OPP. STRENGTH
OF SCHEDULE

TEAM
RPI

ADJ.
RPI

CONF.
RPI

ADJ CONF.
RPI

DIV. I ONLY	5- 12	281	2- 7	231	263	275	275	14	14
DIV. I NON-CONF.	4- 7	226	1- 4	277	297	273	273	16	16
<hr/>									
TOTALS	RPI 1-25	RPI 26-50	W-L RECORDS	RPI 51-100	RPI 101-999	RPI 201+			
5- 12	0- 0	0- 1	OVERALL	0- 4	5- 7	5- 2			
3- 3	0- 0	0- 0	HOME	0- 1	3- 2	3- 1			
1- 8	0- 0	0- 1	AWAY	0- 2	1- 5	1- 1			
1- 1	0- 0	0- 0	NEUTRAL	0- 1	1- 0	1- 0			
4- 7	0- 0	0- 0	NON-CONFERENCE	0- 3	4- 4	4- 1			
2- 2	0- 0	0- 0	HOME	0- 0	2- 2	2- 1			
1- 4	0- 0	0- 0	AWAY	0- 2	1- 2	1- 0			
1- 1	0- 0	0- 0	NEUTRAL	0- 1	1- 0	1- 0			
1- 5	0- 0	0- 1	CONFERENCE	0- 1	1- 3	1- 1			
1- 1	0- 0	0- 0	HOME	0- 1	1- 0	1- 0			
0- 4	0- 0	0- 1	AWAY	0- 0	0- 3	0- 1			
0- 0	0- 0	0- 0	NEUTRAL	0- 0	0- 0	0- 0			

RPI 1-25				RPI 26-50				RPI 51-100				RPI 101+				Team's RPI: 275
RPI	S	Opponent	Score	RPI	S	Opponent	Score	RPI	S	Opponent	Score	RPI	S	Opponent	Score	
				30	A	South Dakota St.	63 83	87	A	Navy	54 67	135	A	Colorado	59 108	
								92	A	Milwaukee	38 74	141	A	North Dakota	68 79	
								94	H	South Dakota	67 82	171	H	Cal Poly	69 73	
								95	N	Central Ark.	45 68	177	A	Oral Roberts	48 71	
												195	A	Denver	79 98	
												239	A	Omaha	67 80	
												278	A	FIU	71 68	
												296	H	Massachusetts	82 70	
												308	H	Fort Wayne	72 56	
												317	H	UTRGV	79 82	
												327	N	UMBC	67 53	
												340	H	NJIT	105 58	
<hr/>																
LAST 12 Division I GAMES:																
				239	A	Omaha	67 80	95	N	Central Ark.	45 68					
				308	H	Fort Wayne	72 56	278	A	FIU	71 68					
				195	A	Denver	79 98	171	H	Cal Poly	69 73					
				177	A	Oral Roberts	48 71	141	A	North Dakota	68 79					
				30	A	South Dakota St.	63 83	317	H	UTRGV	79 82					
				94	H	South Dakota	67 82	92	A	Milwaukee	38 74					

Non-Div I Games: Valley City St. 67 58 Mayville St. 87 43 Dakota St. 97 42

North Dakota St.

Average RPI Win:	264	WON-LOST	WINNING	LAST 10	STRENGTH OF	OPP. STRENGTH	TEAM	ADJ.	CONF.	ADJ CONF.
Average RPI Loss:	165	RECORD	PCT. RANK	GAMES	SCHEDULE	OF SCHEDULE	RPI	RPI	RPI	RPI
DIV. I ONLY	6- 11	254	3- 6	216	223	239	239	22	22	
DIV. I NON-CONF.	4- 8	239	2- 4	93	218	176	176	20	20	

TOTALS	RPI 1-25	RPI 26-50	W-L RECORDS	RPI 51-100	RPI 101-999	RPI 201+				
6- 11	0- 3	0- 1	OVERALL	0- 0	6- 7	5- 5				
3- 3	0- 0	0- 0	HOME	0- 0	3- 3	2- 2				
3- 7	0- 3	0- 1	AWAY	0- 0	3- 3	3- 2				
0- 1	0- 0	0- 0	NEUTRAL	0- 0	0- 1	0- 1				
4- 8	0- 3	0- 1	NON-CONFERENCE	0- 0	4- 4	3- 3				
2- 1	0- 0	0- 0	HOME	0- 0	2- 1	1- 1				
2- 6	0- 3	0- 1	AWAY	0- 0	2- 2	2- 1				
0- 1	0- 0	0- 0	NEUTRAL	0- 0	0- 1	0- 1				
2- 3	0- 0	0- 0	CONFERENCE	0- 0	2- 3	2- 2				
1- 2	0- 0	0- 0	HOME	0- 0	1- 2	1- 1				
1- 1	0- 0	0- 0	AWAY	0- 0	1- 1	1- 1				
0- 0	0- 0	0- 0	NEUTRAL	0- 0	0- 0	0- 0				

RPI 1-25				RPI 26-50				RPI 51-100				RPI 101+ Team's RPI: 239			
RPI	S	Opponent	Score	RPI	S	Opponent	Score	RPI	S	Opponent	Score	RPI	S	Opponent	Score
4	A	Florida St.	51 109	35	A	West Virginia	59 87					118	H	Jacksonville	48 66
20	A	Georgia	37 75									198	H	Bethune-Cookman	70 63
23	A	Michigan	34 79									199	A	Fla. Atlantic	75 83
												234	A	Morehead St.	61 56
												250	H	Kennesaw St.	77 72
												252	H	Col. of Charleston	69 73
												254	H	Lipscomb	69 73
												258	H	Northern Ky.	58 50
												287	N	Monmouth	57 67
												288	A	Wofford	57 69
												307	A	USC Upstate	65 61
												334	A	Florida A&M	77 68
												340	A	NJIT	65 75

LAST 12 Division I GAMES:															
340	A	NJIT	65 75	20	A	Georgia	37 75								
307	A	USC Upstate	65 61	258	H	Northern Ky.	58 50								
254	H	Lipscomb	69 73	252	H	Col. of Charleston	69 73								
250	H	Kennesaw St.	77 72	23	A	Michigan	34 79								
118	H	Jacksonville	48 66	334	A	Florida A&M	77 68								
288	A	Wofford	57 69	199	A	Fla. Atlantic	75 83								

Non-Div I Games: Warner 74 38 Edward Waters 73 47 Webber Int'l 81 53

North Florida

Average RPI		Win: 249	WON-LOST RECORD	WINNING PCT. RANK	LAST 10 GAMES	STRENGTH OF SCHEDULE	OPP. STRENGTH OF SCHEDULE	TEAM RPI	ADJ. RPI	CONF. RPI	ADJ. CONF. RPI
Loss: 144											
DIV. I ONLY			8- 7	154	4- 5	289	175	219	219	18	18
DIV. I NON-CONF.			6- 3	87	3- 2	340	83	227	227	19	19
TOTALS		RPI 1-25		RPI 26-50	W-L RECORDS		RPI 51-100	RPI 101-999		RPI 201+	
8- 7	0- 0			0- 0	OVERALL		0- 3	8- 4		6- 1	
5- 2	0- 0			0- 0	HOME		0- 1	5- 1		3- 0	
1- 5	0- 0			0- 0	AWAY		0- 2	1- 3		1- 1	
2- 0	0- 0			0- 0	NEUTRAL		0- 0	2- 0		2- 0	
6- 3	0- 0			0- 0	NON-CONFERENCE		0- 2	6- 1		5- 1	
3- 1	0- 0			0- 0	HOME		0- 1	3- 0		2- 0	
1- 2	0- 0			0- 0	AWAY		0- 1	1- 1		1- 1	
2- 0	0- 0			0- 0	NEUTRAL		0- 0	2- 0		2- 0	
2- 4	0- 0			0- 0	CONFERENCE		0- 1	2- 3		1- 0	
2- 1	0- 0			0- 0	HOME		0- 0	2- 1		1- 0	
0- 3	0- 0			0- 0	AWAY		0- 1	0- 2		0- 0	
0- 0	0- 0			0- 0	NEUTRAL		0- 0	0- 0		0- 0	

RPI 1-25				RPI 26-50				RPI 51-100				RPI 101+				Team's RPI: 219	
RPI	S	Opponent	Score	RPI	S	Opponent	Score	RPI	S	Opponent	Score	RPI	S	Opponent	Score		
								72	A	Indiana	63 68	123	A	Middle Tenn.	48 56		
								76	H	Kansas St.	54 55	126	H	Rice	49 50		
								89	A	UAB	52 68	156	H	Tulsa	66 43		
												191	A	Louisiana Tech	53 61		
												193	H	Charlotte	73 68		
												206	H	La Salle	70 44		
												216	H	SMU	47 40		
												268	N	Coastal Caro.	50 34		
												285	N	Detroit Mercy	63 57		
												323	H	Old Dominion	63 46		
												329	A	Ill.-Chicago	67 70		
												342	A	Eastern Ill.	63 61		
LAST 12 Division I GAMES:																	
				89	A	UAB	52 68	342	A	Eastern Ill.	63 61						
				123	A	Middle Tenn.	48 56	329	A	Ill.-Chicago	67 70						
				193	H	Charlotte	73 68	206	H	La Salle	70 44						
				323	H	Old Dominion	63 46	72	A	Indiana	63 68						
				126	H	Rice	49 50	156	H	Tulsa	66 43						
				191	A	Louisiana Tech	53 61	216	H	SMU	47 40						

Non-Div I Games:	Mid-Amer. Christian	86	52	Tex. A&M Int'l	64	38	Okl a. Panhandle	63	41
------------------	---------------------	----	----	----------------	----	----	------------------	----	----

North Texas

■ Loss, ■ Non-Conf, S Site, H Home A Away N Neutral

Average RPI	Win:	250	WON-LOST	WINNING	LAST 10	STRENGTH OF	OPP. STRENGTH	TEAM	ADJ.	CONF.	ADJ CONF.
Average RPI	Loss:	126	RECORD	PCT. RANK	GAMES	SCHEDULE	OF SCHEDULE	RPI	RPI	RPI	RPI
DIV. I ONLY		9- 9		170	6- 4	169	238	189	189	10	10
DIV. I NON-CONF.		5- 6		187	2- 3	229	311	230	230	13	13
<hr/>											
TOTALS	RPI 1-25		RPI 26-50		W-L RECORDS	RPI 51-100		RPI 101-999		RPI 201+	
9- 9	0- 0		0- 2		OVERALL	0- 3		9- 4		7- 1	
4- 4	0- 0		0- 1		HOME	0- 2		4- 1		2- 0	
4- 3	0- 0		0- 0		AWAY	0- 1		4- 2		4- 0	
1- 2	0- 0		0- 1		NEUTRAL	0- 0		1- 1		1- 1	
5- 6	0- 0		0- 1		NON-CONFERENCE	0- 1		5- 4		4- 1	
2- 2	0- 0		0- 0		HOME	0- 1		2- 1		1- 0	
2- 2	0- 0		0- 0		AWAY	0- 0		2- 2		2- 0	
1- 2	0- 0		0- 1		NEUTRAL	0- 0		1- 1		1- 1	
4- 3	0- 0		0- 1		CONFERENCE	0- 2		4- 0		3- 0	
2- 2	0- 0		0- 1		HOME	0- 1		2- 0		1- 0	
2- 1	0- 0		0- 0		AWAY	0- 1		2- 0		2- 0	
0- 0	0- 0		0- 0		NEUTRAL	0- 0		0- 0		0- 0	

RPI 1-25				RPI 26-50				RPI 51-100				RPI 101+				Team's RPI: 189	
RPI	S	Opponent	Score	RPI	S	Opponent	Score	RPI	S	Opponent	Score	RPI	S	Opponent	Score		
				45	N	Houston	64 72	82	A	El on	71 78	146	H	William & Mary	64 46		
				47	H	Drexel	58 69	86	H	James Madi son	57 60	163	A	New Hampshi re	50 65		
								88	H	Harvard	69 79	181	H	Provi dence	95 98		
												183	A	Boston U.	73 74		
												197	H	Marist	78 72		
												245	N	New Mexico St.	65 64		
												252	H	Col. of Charleston	59 37		
												255	N	Illinois St.	55 65		
												270	A	Towson	70 61		
												274	A	UNCW	54 47		
												277	H	Fairfi eld	63 43		
												294	A	Vermont	71 66		
												296	A	Massachusetts	64 54		
LAST 12 Di vi si on I GAMES:																	
				146	H	William & Mary	64 46	270	A	Towson	70 61						
				47	H	Drexel	58 69	255	N	Illinois St.	55 65						
				252	H	Col. of Charleston	59 37	245	N	New Mexico St.	65 64						
				82	A	El on	71 78	294	A	Vermont	71 66						
				274	A	UNCW	54 47	88	H	Harvard	69 79						
				86	H	James Madi son	57 60	163	A	New Hampshi re	50 65						

Non-Div I Games:

Northeastern

Average RPI Win:	201	WON-LOST	WINNING	LAST 10	STRENGTH OF	OPP. STRENGTH	TEAM	ADJ.	CONF.	ADJ CONF.
Average RPI Loss:	215	RECORD	PCT. RANK	GAMES	SCHEDULE	OF SCHEDULE	RPI	RPI	RPI	RPI
DIV. I ONLY	3- 14	309	1- 9	262	325	325	325	19	19	
DIV. I NON-CONF.	2- 8	290	1- 4	269	322	332	332	15	15	

TOTALS	RPI 1-25	RPI 26-50	W-L RECORDS	RPI 51-100	RPI 101-999	RPI 201+				
3- 14	0- 0	0- 0	OVERALL	0- 0	3- 14	1- 10				
2- 6	0- 0	0- 0	HOME	0- 0	2- 6	1- 3				
0- 8	0- 0	0- 0	AWAY	0- 0	0- 8	0- 7				
1- 0	0- 0	0- 0	NEUTRAL	0- 0	1- 0	0- 0				
2- 8	0- 0	0- 0	NON-CONFERENCE	0- 0	2- 8	1- 5				
1- 4	0- 0	0- 0	HOME	0- 0	1- 4	1- 2				
0- 4	0- 0	0- 0	AWAY	0- 0	0- 4	0- 3				
1- 0	0- 0	0- 0	NEUTRAL	0- 0	1- 0	0- 0				
1- 6	0- 0	0- 0	CONFERENCE	0- 0	1- 6	0- 5				
1- 2	0- 0	0- 0	HOME	0- 0	1- 2	0- 1				
0- 4	0- 0	0- 0	AWAY	0- 0	0- 4	0- 4				
0- 0	0- 0	0- 0	NEUTRAL	0- 0	0- 0	0- 0				

RPI 1-25				RPI 26-50				RPI 51-100				RPI 101+ Team's RPI: 325			
RPI	S	Opponent	Score	RPI	S	Opponent	Score	RPI	S	Opponent	Score	RPI	S	Opponent	Score
												126	H	Rice	83 88
												140	H	Weber St.	76 75
												143	H	Idaho St.	55 75
												171	H	Cal Poly	73 89
												180	N	Boise St.	62 60
												195	A	Denver	73 80
												202	A	Eastern Wash.	62 82
												210	H	UC Santa Barbara	93 96
												211	A	Idaho	68 83
												222	A	Montana St.	39 81
												223	A	CSUN	69 78
												236	A	Youngstown St.	67 69
												241	A	Hawaii	68 84
												243	A	Montana	62 70
												279	H	Grand Canyon	54 72
												284	H	Arizona	84 66
												303	H	Southern Utah	57 60

LAST 12 Division I GAMES:															
				211	A	Idaho	68 83	243	A	Montana	62 70				
				202	A	Eastern Wash.	62 82	223	A	CSUN	69 78				
				303	H	Southern Utah	57 60	236	A	Youngstown St.	67 69				
				143	H	Idaho St.	55 75	279	H	Grand Canyon	54 72				
				140	H	Weber St.	76 75	171	H	Cal Poly	73 89				
				222	A	Montana St.	39 81	284	H	Arizona	84 66				

Non-Div I Games: Antelope Valley 104 49

Northern Ariz.

Average RPI Win:	162	WON-LOST	WINNING	LAST 10	STRENGTH OF	OPP. STRENGTH	TEAM	ADJ.	CONF.	ADJ CONF.
Average RPI Loss:	116	RECORD	PCT. RANK	GAMES	SCHEDULE	OF SCHEDULE	RPI	RPI	RPI	RPI
DIV. I ONLY	13- 5	61	7- 3	54	168	39	39	19	19	
DIV. I NON-CONF.	8- 3	65	4- 1	49	93	32	32	15	15	

TOTALS	RPI 1-25	RPI 26-50	W-L RECORDS	RPI 51-100	RPI 101-999	RPI 201+				
13- 5	0- 0	2- 0	OVERALL	0- 2	11- 3	5- 0				
6- 1	0- 0	1- 0	HOME	0- 0	5- 1	2- 0				
6- 4	0- 0	1- 0	AWAY	0- 2	5- 2	3- 0				
1- 0	0- 0	0- 0	NEUTRAL	0- 0	1- 0	0- 0				
8- 3	0- 0	2- 0	NON-CONFERENCE	0- 2	6- 1	1- 0				
4- 1	0- 0	1- 0	HOME	0- 0	3- 1	0- 0				
3- 2	0- 0	1- 0	AWAY	0- 2	2- 0	1- 0				
1- 0	0- 0	0- 0	NEUTRAL	0- 0	1- 0	0- 0				
5- 2	0- 0	0- 0	CONFERENCE	0- 0	5- 2	4- 0				
2- 0	0- 0	0- 0	HOME	0- 0	2- 0	2- 0				
3- 2	0- 0	0- 0	AWAY	0- 0	3- 2	2- 0				
0- 0	0- 0	0- 0	NEUTRAL	0- 0	0- 0	0- 0				

RPI 1-25				RPI 26-50				Team's RPI: 39				RPI 51-100				RPI 101+																															
RPI	S	Opponent	Score	RPI	S	Opponent	Score	RPI	S	Opponent	Score	RPI	S	Opponent	Score	RPI	S	Opponent	Score																												
29	A	DePaul	94 88	40	H	LSU	58 50	55	A	Qui nni pi ac	49 60	74	A	Fordham	33 48	120	H	BYU	79 74																												
																131	H	Paci fi c	80 55																												
																140	A	Weber St.	73 82																												
																141	A	North Dakota	70 78																												
																143	A	Idaho St.	63 57																												
																148	N	Li berty	65 57																												
																169	H	Col orado St.	44 55																												
																174	H	San Francis co	73 60																												
																195	A	Denver	71 63																												
																202	A	Eastern Wash.	70 65																												
																211	A	Idaho	78 72																												
																222	H	Montana St.	82 69																												
																243	H	Montana	68 50																												
																247	A	UMKC	88 73																												
LAST 12 Di vi si on I GAMES:																																															
141	A	North Dakota	70 78	143	A	Idaho St.	63 57	140	A	Weber St.	73 82	243	H	Montana	68 50	222	H	Montana St.	82 69	211	A	Idaho	78 72	202	A	Eastern Wash.	70 65	148	N	Li berty	65 57	247	A	UMKC	88 73	169	H	Col orado St.	44 55	131	H	Paci fi c	80 55	120	H	BYU	79 74

Non-Div I Games:

Northern Colo.

Average RPI Win:	216	WON-LOST	WINNING	LAST 10	STRENGTH OF	OPP. STRENGTH	TEAM	ADJ.	CONF.	ADJ CONF.
Average RPI Loss:	94	RECORD	PCT. RANK	GAMES	SCHEDULE	OF SCHEDULE	RPI	RPI	RPI	RPI
DIV. I ONLY	10- 9	162	3- 7	170	137	147	147	7	7	
DIV. I NON-CONF.	8- 3	65	3- 1	312	245	138	138	8	8	

TOTALS	RPI 1-25	RPI 26-50	W-L RECORDS	RPI 51-100	RPI 101-999	RPI 201+				
10- 9	1- 0	0- 2	OVERALL	0- 4	9- 3	6- 1				
5- 2	1- 0	0- 1	HOME	0- 0	4- 1	2- 1				
4- 5	0- 0	0- 0	AWAY	0- 1	4- 0	3- 0				
1- 2	0- 0	0- 0	NEUTRAL	0- 1	1- 1	1- 0				
8- 3	0- 0	0- 1	NON-CONFERENCE	0- 1	8- 1	6- 0				
3- 0	0- 0	0- 0	HOME	0- 0	3- 0	2- 0				
4- 1	0- 0	0- 1	AWAY	0- 0	4- 0	3- 0				
1- 2	0- 0	0- 0	NEUTRAL	0- 1	1- 1	1- 0				
2- 6	1- 0	0- 1	CONFERENCE	0- 3	1- 2	0- 1				
2- 2	1- 0	0- 1	HOME	0- 0	1- 1	0- 1				
0- 4	0- 0	0- 0	AWAY	0- 3	0- 1	0- 0				
0- 0	0- 0	0- 0	NEUTRAL	0- 0	0- 0	0- 0				

RPI 1-25				RPI 26-50				RPI 51-100				RPI 101+ Team's RPI: 147			
RPI	S	Opponent	Score	RPI	S	Opponent	Score	RPI	S	Opponent	Score	RPI	S	Opponent	Score
22	H	Buffalo	86 84	31	A	Iowa	80 105	67	A	Toledo	60 63	106	H	Kent St.	81 79
				38	H	Central Mich.	78 81	70	N	Albany (NY)	91 97	110	H	Western Ill.	96 94
								78	A	Ohio	75 77	114	A	Miami (OH)	65 67
								91	A	Western Mich.	83 88	142	N	Lamar University	80 90
												152	A	SIUE	86 75
												214	H	Eastern Mich.	76 83
												217	H	Bradley	76 52
												271	N	Sacramento St.	84 75
												291	H	Loyola Chicago	80 71
												313	A	UTSA	69 55
												339	A	Chicago St.	80 59
												342	A	Eastern Ill.	93 64

LAST 12 Division I GAMES:															
				78	A	Ohio	75 77	106	H	Kent St.	81 79				
				214	H	Eastern Mich.	76 83	114	A	Miami (OH)	65 67				
				38	H	Central Mich.	78 81	70	N	Albany (NY)	91 97				
				67	A	Toledo	60 63	271	N	Sacramento St.	84 75				
				91	A	Western Mich.	83 88	152	A	SIUE	86 75				
				22	H	Buffalo	86 84	291	H	Loyola Chicago	80 71				

Non-Div I Games:

Northern Ill.

Average RPI Win:	189	WON-LOST	WINNING	LAST 10	STRENGTH OF	OPP. STRENGTH	TEAM	ADJ.	CONF.	ADJ CONF.
Average RPI Loss:	158	RECORD	PCT. RANK	GAMES	SCHEDULE	OF SCHEDULE	RPI	RPI	RPI	RPI
DIV. I ONLY	4- 14	300	4- 6	110	260	258	258	11	11	
DIV. I NON-CONF.	1- 9	318	1- 3	187	314	305	305	12	12	

TOTALS	RPI 1-25	RPI 26-50	W-L RECORDS	RPI 51-100	RPI 101-999	RPI 201+				
4- 14	1- 0	0- 0	OVERALL	0- 3	3- 11	2- 4				
2- 8	1- 0	0- 0	HOME	0- 3	1- 5	1- 1				
2- 5	0- 0	0- 0	AWAY	0- 0	2- 5	1- 3				
0- 1	0- 0	0- 0	NEUTRAL	0- 0	0- 1	0- 0				
1- 9	0- 0	0- 0	NON-CONFERENCE	0- 1	1- 8	0- 4				
0- 4	0- 0	0- 0	HOME	0- 1	0- 3	0- 1				
1- 4	0- 0	0- 0	AWAY	0- 0	1- 4	0- 3				
0- 1	0- 0	0- 0	NEUTRAL	0- 0	0- 1	0- 0				
3- 5	1- 0	0- 0	CONFERENCE	0- 2	2- 3	2- 0				
2- 4	1- 0	0- 0	HOME	0- 2	1- 2	1- 0				
1- 1	0- 0	0- 0	AWAY	0- 0	1- 1	1- 0				
0- 0	0- 0	0- 0	NEUTRAL	0- 0	0- 0	0- 0				

RPI 1-25				RPI 26-50				RPI 51-100				RPI 101+ Team's RPI: 258			
RPI	S	Opponent	Score	RPI	S	Opponent	Score	RPI	S	Opponent	Score	RPI	S	Opponent	Score
12	H	Green Bay	62 54					72	H	Indiana	56 67	101	H	Wright St.	63 68
								84	H	IUPUI	35 71	106	H	Kent St.	54 59
								92	H	Milwaukee	49 52	118	N	Jacksonville	49 61
												128	A	ETSU	57 45
												137	H	Cleveland St.	65 70
												145	H	Robert Morris	50 59
												159	A	Oakland	53 79
												172	A	Stetson	56 67
												235	H	Austin Peay	52 53
												239	A	North Florida	50 58
												255	A	Illinois St.	37 49
												285	A	Detroit Mercy	78 67
												299	A	Murray St.	87 98
												329	H	Ill.-Chicago	61 53
LAST 12 Division I GAMES:															
329	H	Ill.-Chicago	61 53	12	H	Green Bay	62 54	92	H	Milwaukee	49 52	128	A	ETSU	57 45
84	H	IUPUI	35 71									118	N	Jacksonville	49 61
137	H	Cleveland St.	65 70									239	A	North Florida	50 58
101	H	Wright St.	63 68									72	H	Indiana	56 67
159	A	Oakland	53 79												
285	A	Detroit Mercy	78 67												

Non-Div I Games: Oakland City 103 25

Northern Ky.

Average RPI	Win:	228	WON-LOST	WINNING	LAST 10	STRENGTH OF	OPP. STRENGTH	TEAM	ADJ.	CONF.	ADJ CONF.
Average RPI	Loss:	75	RECORD	PCT. RANK	GAMES	SCHEDULE	OF SCHEDULE	RPI	RPI	RPI	RPI
DIV. I ONLY		9- 12		218	3- 7	141	74	186	186	3	3
DIV. I NON-CONF.		7- 7		170	2- 3	193	119	191	191	4	4

TOTALS	RPI 1-25		RPI 26-50		W-L RECORDS	RPI 51-100		RPI 101-999		RPI 201+	
9- 12	0- 2		0- 4		OVERALL	0- 3		9- 3		5- 0	
5- 5	0- 1		0- 2		HOME	0- 2		5- 0		3- 0	
3- 5	0- 0		0- 1		AWAY	0- 0		3- 0		2- 0	
1- 2	0- 0		0- 0		NEUTRAL	0- 1		1- 1		0- 0	
7- 7	0- 2		0- 1		NON-CONFERENCE	0- 2		7- 2		5- 0	
4- 3	0- 1		0- 1		HOME	0- 1		4- 0		3- 0	
2- 2	0- 1		0- 0		AWAY	0- 0		2- 1		2- 0	
1- 2	0- 0		0- 0		NEUTRAL	0- 1		1- 1		0- 0	
2- 5	0- 0		0- 3		CONFERENCE	0- 1		2- 1		0- 0	
1- 2	0- 0		0- 1		HOME	0- 1		1- 0		0- 0	
1- 3	0- 0		0- 2		AWAY	0- 0		1- 1		0- 0	
0- 0	0- 0		0- 0		NEUTRAL	0- 0		0- 0		0- 0	

RPI 1-25				RPI 26-50				RPI 51-100				RPI 101+ Team's RPI: 186			
RPI	S	Opponent	Score	RPI	S	Opponent	Score	RPI	S	Opponent	Score	RPI	S	Opponent	Score
12	H	Green Bay	57 63	29	H	DePaul	63 92	56	H	Nebraska	59 69	108	N	Auburn	49 48
25	A	Syracuse	74 81	42	A	Michigan St.	51 81	92	H	Illwauke	57 66	117	A	Missouri St.	59 90
				43	H	Minnesota	63 90	97	N	Chattanooga	44 61	150	N	Georgetown	54 55
				46	A	Purdue	60 63					159	H	Oakland	88 70
												165	A	Illinois	74 59
												190	A	Wisconsin	46 58
												190	H	Wisconsin	69 60
												231	H	Stony Brook	68 36
												246	A	UT Martin	71 63
												269	H	Santa Clara	57 47
												339	A	Chicago St.	63 36
												342	H	Eastern Ill.	74 40

LAST 12 Division I GAMES:															
190	A	Wisconsin	46 58	43	H	Minnesota	63 90								
46	A	Purdue	60 63	342	H	Eastern Ill.	74 40								
190	H	Wisconsin	69 60	12	H	Green Bay	57 63								
56	H	Nebraska	59 69	117	A	Missouri St.	59 90								
42	A	Michigan St.	51 81	29	H	DePaul	63 92								
165	A	Illinois	74 59	231	H	Stony Brook	68 36								

Non-Div I Games:

Northwestern

Average RPI Win:	331	WON-LOST	WINNING	LAST 10	STRENGTH OF	OPP. STRENGTH	TEAM	ADJ.	CONF.	ADJ CONF.
Average RPI Loss:	173	RECORD	PCT. RANK	GAMES	SCHEDULE	OF SCHEDULE	RPI	RPI	RPI	RPI
DIV. I ONLY	2- 13	322	1- 8	237	274	318	318	25	25	
DIV. I NON-CONF.	1- 6	306	0- 3	68	122	229	229	25	25	

TOTALS	RPI 1-25	RPI 26-50	W-L RECORDS	RPI 51-100	RPI 101-999	RPI 201+				
2- 13	0- 1	0- 0	OVERALL	0- 2	2- 10	2- 6				
1- 4	0- 0	0- 0	HOME	0- 0	1- 4	1- 2				
1- 8	0- 0	0- 0	AWAY	0- 0	1- 1	1- 0				
0- 1	0- 0	0- 0	NEUTRAL	0- 0	0- 1	0- 1				
1- 6	0- 1	0- 0	NON-CONFERENCE	0- 2	1- 3	1- 1				
0- 1	0- 0	0- 0	HOME	0- 0	0- 1	0- 0				
1- 4	0- 1	0- 0	AWAY	0- 2	1- 1	1- 0				
0- 1	0- 0	0- 0	NEUTRAL	0- 0	0- 1	0- 1				
1- 7	0- 0	0- 0	CONFERENCE	0- 0	1- 7	1- 5				
1- 3	0- 0	0- 0	HOME	0- 0	1- 3	1- 2				
0- 4	0- 0	0- 0	AWAY	0- 0	0- 4	0- 3				
0- 0	0- 0	0- 0	NEUTRAL	0- 0	0- 0	0- 0				

RPI 1-25				RPI 26-50				RPI 51-100				RPI 101+				Team's RPI: 318
RPI	S	Opponent	Score	RPI	S	Opponent	Score	RPI	S	Opponent	Score	RPI	S	Opponent	Score	
10	A	Texas	44 68					60	A	Oklahoma St.	44 78	103	A	Ole Miss	44 75	
								61	A	TCU	51 89	112	H	SFA	62 70	
												121	H	Southern Miss.	59 71	
												182	A	New Orleans	63 81	
												218	A	Abilene Christian	41 80	
												256	N	Texas Southern	43 56	
												260	H	Nicholls St.	63 79	
												265	H	A&M-Corpus Christi	56 62	
												290	A	McNeese	67 72	
												310	A	Southeastern La.	65 71	
												330	H	Sam Houston St.	63 60	
												332	A	La.-Monroe	70 48	
LAST 12 Division I GAMES:																
182	A	New Orleans	63 81	290	A	McNeese	67 72									
310	A	Southeastern La.	65 71	260	H	Nicholls St.	63 79									
330	H	Sam Houston St.	63 60	61	A	TCU	51 89									
218	A	Abilene Christian	41 80	10	A	Texas	44 68									
112	H	SFA	62 70	256	N	Texas Southern	43 56									
265	H	A&M-Corpus Christi	56 62	332	A	La.-Monroe	70 48									

Non-Div I Games: LeTourneau 82 39 LSU-Shreveport 62 42 LSU-Alexandria 85 55 Central Baptist 87 22 Northwestern St.

Average RPI	Win:	73	WON-LOST	WINNING	LAST 10	STRENGTH OF	OPP. STRENGTH	TEAM	ADJ.	CONF.	ADJ CONF.
Average RPI	Loss:	4	RECORD	PCT. RANK	GAMES	SCHEDULE	OF SCHEDULE	RPI	RPI	RPI	RPI
DIV. I ONLY		18- 2	5	9- 1	1	8	2	2	1	1	
DIV. I NON-CONF.		12- 1	6	5- 0	2	8	2	2	1	1	

TOTALS	RPI 1-25		RPI 26-50		W-L RECORDS	RPI 51-100		RPI 101-999		RPI 201+	
18- 2	5- 2		3- 0		OVERALL	4- 0		6- 0		1- 0	
9- 0	3- 0		2- 0		HOME	1- 0		3- 0		1- 0	
6- 2	1- 2		0- 0		AWAY	3- 0		2- 0		0- 0	
3- 0	1- 0		1- 0		NEUTRAL	0- 0		1- 0		0- 0	
12- 1	4- 1		3- 0		NON-CONFERENCE	2- 0		3- 0		1- 0	
5- 0	2- 0		2- 0		HOME	0- 0		1- 0		1- 0	
4- 1	1- 1		0- 0		AWAY	2- 0		1- 0		0- 0	
3- 0	1- 0		1- 0		NEUTRAL	0- 0		1- 0		0- 0	
6- 1	1- 1		0- 0		CONFERENCE	2- 0		3- 0		0- 0	
4- 0	1- 0		0- 0		HOME	1- 0		2- 0		0- 0	
2- 1	0- 1		0- 0		AWAY	1- 0		1- 0		0- 0	
0- 0	0- 0		0- 0		NEUTRAL	0- 0		0- 0		0- 0	

RPI	S	Opponent	Score	RPI	S	Opponent	Score	RPI	S	Opponent	Score	RPI	S	Opponent	Score
1	A	UConn	71 80	28	N	South Fla.	76 66	52	A	Oregon St.	72 67	102	A	Wake Forest	96 73
7	A	Louisville	67 100	29	H	DePaul	91 82	53	A	Georgia Tech	77 54	105	A	Penn	66 54
9	H	Tennessee	84 70	42	H	Michigan St.	90 59	57	A	Western Ky.	78 65	109	H	Clemson	90 37
19	H	Marquette	91 85					62	H	Miami (FL)	83 76	128	N	ETSU	77 46
21	N	South Carolina	92 85									184	H	Boston College	89 60
23	A	Michigan	83 63									262	H	Mt. St. Mary's	121 65
25	H	Syracuse	87 72												

LAST 12 Division I GAMES:															
109	H	Clemson	90 37	102	A	Wake Forest	96 73								
9	H	Tennessee	84 70	25	H	Syracuse	87 72								
184	H	Boston College	89 60	19	H	Marquette	91 85								
7	A	Louisville	67 100	29	H	DePaul	91 82								
53	A	Georgia Tech	77 54	105	A	Penn	66 54								
62	H	Miami (FL)	83 76	42	H	Michigan St.	90 59								

Non-Div I Games:

Notre Dame

Average RPI Win:	166	WON-LOST	WINNING	LAST 10	STRENGTH OF	OPP. STRENGTH	TEAM	ADJ.	CONF.	ADJ CONF.
Average RPI Loss:	71	RECORD	PCT. RANK	GAMES	SCHEDULE	OF SCHEDULE	RPI	RPI	RPI	RPI
DIV. I ONLY	10- 8	136	6- 4	28	113	78	78	7	7	
DIV. I NON-CONF.	5- 5	170	2- 2	48	219	105	105	8	8	

TOTALS	RPI 1-25	RPI 26-50	W-L RECORDS	RPI 51-100	RPI 101-999	RPI 201+				
10- 8	0- 2	1- 2	OVERALL	2- 2	7- 2	4- 0				
5- 3	0- 2	0- 0	HOME	1- 1	4- 0	2- 0				
5- 3	0- 0	1- 0	AWAY	1- 0	3- 0	2- 0				
0- 2	0- 0	0- 1	NEUTRAL	0- 0	0- 1	0- 0				
5- 5	0- 1	1- 1	NON-CONFERENCE	0- 1	4- 2	3- 0				
2- 2	0- 1	0- 0	HOME	0- 1	2- 0	1- 0				
3- 1	0- 0	1- 0	AWAY	0- 0	2- 1	2- 0				
0- 2	0- 0	0- 1	NEUTRAL	0- 0	0- 1	0- 0				
5- 3	0- 1	0- 1	CONFERENCE	2- 1	3- 0	1- 0				
3- 1	0- 1	0- 0	HOME	1- 0	2- 0	1- 0				
2- 2	0- 0	0- 1	AWAY	1- 1	1- 0	0- 0				
0- 0	0- 0	0- 0	NEUTRAL	0- 0	0- 0	0- 0				

RPI 1-25				RPI 26-50				RPI 51-100				RPI 101+			
RPI	S	Opponent	Score	RPI	S	Opponent	Score	RPI	S	Opponent	Score	RPI	S	Opponent	Score
22	H	Buffalo	63 67	36	N	Virginia	59 77	67	A	Toledo	57 75	119	H	High Point	64 61
23	H	Michigan	61 74	38	A	Central Mich.	58 82	67	H	Toledo	78 61	125	A	Bowling Green	70 63
				46	A	Purdue	77 71	84	H	IUPUI	52 76	137	A	Cleveland St.	64 71
								91	A	Western Mich.	69 54	147	H	Northern Ill.	77 75
												161	N	Furman	68 70
												224	H	Akron	70 67
												230	H	N. C. A&T	72 65
												286	A	Eastern Ky.	69 57
												328	A	Marshall	54 52

Team's RPI: 78															
LAST 12 Division I GAMES:															
147	H	Northern Ill.	77 75	38	A	Central Mich.	58 82	67	H	Toledo	78 61	230	H	N. C. A&T	72 65
125	A	Bowling Green	70 63	67	H	Toledo	78 61	36	N	Virginia	59 77	161	N	Furman	68 70
22	H	Buffalo	63 67	230	H	N. C. A&T	72 65	67	A	Toledo	78 61	46	A	Purdue	77 71
91	A	Western Mich.	69 54	36	N	Virginia	59 77								
67	A	Toledo	57 75	161	N	Furman	68 70								
224	H	Akron	70 67	46	A	Purdue	77 71								

Non-Div I Games: Notre Dame (OH) 93 37

Ohio

Average RPI	Win:	89	WON-LOST	WINNING	LAST 10	STRENGTH OF	OPP. STRENGTH	TEAM	ADJ.	CONF.	ADJ CONF.
Average RPI	Loss:	18	RECORD	PCT. RANK	GAMES	SCHEDULE	OF SCHEDULE	RPI	RPI	RPI	RPI
DIV. I ONLY		16- 4		30	8- 2	4	3	6	6	3	3
DIV. I NON-CONF.		11- 2		23	4- 1	11	5	7	7	4	4

TOTALS	RPI 1-25		RPI 26-50		W-L RECORDS	RPI 51-100		RPI 101-999		RPI 201+	
16- 4	1- 4		4- 0		OVERALL	5- 0		6- 0		1- 0	
8- 2	0- 2		2- 0		HOME	3- 0		3- 0		1- 0	
5- 2	1- 2		0- 0		AWAY	2- 0		2- 0		0- 0	
3- 0	0- 0		2- 0		NEUTRAL	0- 0		1- 0		0- 0	
11- 2	0- 2		3- 0		NON-CONFERENCE	2- 0		6- 0		1- 0	
6- 1	0- 1		1- 0		HOME	2- 0		3- 0		1- 0	
2- 1	0- 1		0- 0		AWAY	0- 0		2- 0		0- 0	
3- 0	0- 0		2- 0		NEUTRAL	0- 0		1- 0		0- 0	
5- 2	1- 2		1- 0		CONFERENCE	3- 0		0- 0		0- 0	
2- 1	0- 1		1- 0		HOME	1- 0		0- 0		0- 0	
3- 1	1- 1		0- 0		AWAY	2- 0		0- 0		0- 0	
0- 0	0- 0		0- 0		NEUTRAL	0- 0		0- 0		0- 0	

RPI	S	Opponent	Score	RPI	S	Opponent	Score	RPI	S	Opponent	Score	RPI	S	Opponent	Score
7	H	Louisville	90 95	26	H	Stanford	85 64	55	H	Quinnipiac	95 63	104	H	Dartmouth	103 70
16	A	Duke	60 69	26	N	Stanford	94 82	56	A	Nebraska	73 61	134	H	Washington	85 76
23	A	Michigan	78 71	41	N	FGCU	104 62	72	A	Indiana	77 62	139	A	Cincinnati	87 76
23	H	Michigan	75 84	43	H	Minnesota	91 75	72	H	Indiana	85 70	162	N	Memphis	100 69
24	A	Maryland	69 99					75	H	Maine	83 70	192	A	Florida	103 77
												211	H	Idaho	99 56

LAST 12 Division I GAMES:															
24	A	Maryland	69 99	56	A	Nebraska	73 61	139	A	Cincinnati	87 76	104	H	Dartmouth	103 70
23	H	Michigan	75 84	72	A	Indiana	77 62	192	A	Florida	103 77	75	H	Maine	83 70
72	A	Indiana	77 62	43	H	Minnesota	91 75	16	A	Duke	60 69				
23	A	Michigan	78 71	72	H	Indiana	85 70								

Non-Div I Games:

Ohio St.

Average RPI Win:	118	WON-LOST	WINNING	LAST 10	STRENGTH OF	OPP. STRENGTH	TEAM	ADJ.	CONF.	ADJ CONF.
Average RPI Loss:	53	RECORD	PCT. RANK	GAMES	SCHEDULE	OF SCHEDULE	RPI	RPI	RPI	RPI
DIV. I ONLY	10- 10	170	5- 5	2	26	34	34	5	5	
DIV. I NON-CONF.	5- 6	187	2- 1	3	13	39	39	6	6	

TOTALS	RPI 1-25	RPI 26-50	W-L RECORDS	RPI 51-100	RPI 101-999	RPI 201+				
10- 10	0- 4	1- 2	OVERALL	4- 2	5- 2	2- 0				
6- 4	0- 2	1- 0	HOME	3- 1	2- 1	1- 0				
4- 5	0- 1	0- 2	AWAY	1- 1	3- 1	1- 0				
0- 1	0- 1	0- 0	NEUTRAL	0- 0	0- 0	0- 0				
5- 6	0- 2	1- 2	NON-CONFERENCE	2- 0	2- 2	1- 0				
4- 1	0- 0	1- 0	HOME	2- 0	1- 1	1- 0				
1- 4	0- 1	0- 2	AWAY	0- 0	1- 1	0- 0				
0- 1	0- 1	0- 0	NEUTRAL	0- 0	0- 0	0- 0				
5- 4	0- 2	0- 0	CONFERENCE	2- 2	3- 0	1- 0				
2- 3	0- 2	0- 0	HOME	1- 1	1- 0	0- 0				
3- 1	0- 0	0- 0	AWAY	1- 1	2- 0	1- 0				
0- 0	0- 0	0- 0	NEUTRAL	0- 0	0- 0	0- 0				

RPI 1-25				RPI 26-50				RPI 51-100				RPI 101+			
RPI	S	Opponent	Score	RPI	S	Opponent	Score	RPI	S	Opponent	Score	RPI	S	Opponent	Score
1	N	UConn	64 88	28	H	South Fla.	79 74	60	A	Oklahoma St.	82 96	122	H	Kansas	97 64
5	A	Oregon	74 92	29	A	DePaul	108 111	60	H	Oklahoma St.	67 70	129	A	Little Rock	56 68
10	H	Texas	78 88	30	A	South Dakota St.	61 67	61	H	TCU	84 71	132	A	Iowa St.	74 69
13	H	Bayl or	52 74					68	H	New Mexico	105 63	169	A	Colorado St.	78 46
								76	A	Kansas St.	76 71	192	H	Florida	61 80
								77	H	Bel mont	96 73	216	H	SMU	87 75
												227	A	Texas Tech	73 52

LAST 12 Division I GAMES:															
122	H	Kansas	97 64	61	H	TCU	84 71	132	A	Iowa St.	74 69				
60	H	Oklahoma St.	67 70	10	H	Texas	78 88	1	N	UConn	64 88				
76	A	Kansas St.	76 71	68	H	New Mexico	105 63	28	H	South Fla.	79 74				
13	H	Bayl or	52 74	28	H	South Fla.	79 74								
227	A	Texas Tech	73 52												
60	A	Oklahoma St.	82 96												

Non-Div I Games:

Oklahoma

Average RPI Win:	174	WON-LOST	WINNING	LAST 10	STRENGTH OF	OPP. STRENGTH	TEAM	ADJ.	CONF.	ADJ CONF.
Average RPI Loss:	46	RECORD	PCT. RANK	GAMES	SCHEDULE	OF SCHEDULE	RPI	RPI	RPI	RPI
DIV. I ONLY	14- 5	54	7- 3	115	17	60	60	5	5	
DIV. I NON-CONF.	9- 2	34	3- 1	202	94	67	67	6	6	

TOTALS	RPI 1-25	RPI 26-50	W-L RECORDS	RPI 51-100	RPI 101-999	RPI 201+				
14- 5	1- 3	3- 0	OVERALL	2- 1	8- 1	7- 0				
11- 1	1- 0	2- 0	HOME	1- 0	7- 1	6- 0				
2- 3	0- 2	1- 0	AWAY	0- 1	1- 0	1- 0				
1- 1	0- 1	0- 0	NEUTRAL	1- 0	0- 0	0- 0				
9- 2	1- 2	0- 0	NON-CONFERENCE	1- 0	7- 0	6- 0				
8- 0	1- 0	0- 0	HOME	0- 0	7- 0	6- 0				
0- 1	0- 1	0- 0	AWAY	0- 0	0- 0	0- 0				
1- 1	0- 1	0- 0	NEUTRAL	1- 0	0- 0	0- 0				
5- 3	0- 1	3- 0	CONFERENCE	1- 1	1- 1	1- 0				
3- 1	0- 0	2- 0	HOME	1- 0	0- 1	0- 0				
2- 2	0- 1	1- 0	AWAY	0- 1	1- 0	1- 0				
0- 0	0- 0	0- 0	NEUTRAL	0- 0	0- 0	0- 0				

RPI 1-25				RPI 26-50				RPI 51-100				Team's RPI: 60				RPI 101+			
RPI	S	Opponent	Score	RPI	S	Opponent	Score	RPI	S	Opponent	Score	RPI	S	Opponent	Score	RPI	S	Opponent	Score
3	A	Mississippi St.	76 79	34	A	Oklahoma	70 67	76	A	Kansas St.	64 80	132	H	Iowa St.	69 78				
8	H	UCLA	87 72	34	H	Oklahoma	96 82	76	H	Kansas St.	76 68	153	H	Wichita St.	91 67				
9	N	Tennessee	69 79	35	H	West Virginia	79 73	94	N	South Dakota	76 68	209	H	Southern U.	94 66				
10	A	Texas	79 84									227	A	Texas Tech	98 57				
												297	H	Incarnate Word	86 35				
												307	H	USC Upstate	108 71				
												317	H	UTRGV	80 38				
												318	H	Northwestern St.	78 44				
												332	H	La.-Monroe	112 58				
LAST 12 Division I GAMES:																			
132	H	Iowa St.	69 78	76	H	Kansas St.	76 68	227	A	Texas Tech	98 57								
34	A	Oklahoma	70 67	332	H	La.-Monroe	112 58	307	H	USC Upstate	108 71								
35	H	West Virginia	79 73	8	H	UCLA	87 72	3	A	Mississippi St.	76 79								
76	A	Kansas St.	64 80																
34	H	Oklahoma	96 82																
10	A	Texas	79 84																

Non-Div I Games:

Oklahoma St.

Average RPI Win:	318	WON-LOST	WINNING	LAST 10	STRENGTH OF	OPP. STRENGTH	TEAM	ADJ.	CONF.	ADJ CONF.
Average RPI Loss:	163	RECORD	PCT. RANK	GAMES	SCHEDULE	OF SCHEDULE	RPI	RPI	RPI	RPI
DIV. I ONLY	4- 16	305	3- 7	265	239	323	323	18	18	
DIV. I NON-CONF.	2- 12	306	1- 5	184	261	315	315	19	19	

TOTALS	RPI 1-25	RPI 26-50	W-L RECORDS	RPI 51-100	RPI 101-999	RPI 201+				
4- 16	0- 2	0- 0	OVERALL	0- 2	4- 12	4- 5				
4- 7	0- 2	0- 0	HOME	0- 1	4- 4	4- 1				
0- 6	0- 0	0- 0	AWAY	0- 1	0- 5	0- 3				
0- 3	0- 0	0- 0	NEUTRAL	0- 0	0- 3	0- 1				
2- 12	0- 2	0- 0	NON-CONFERENCE	0- 1	2- 9	2- 3				
2- 5	0- 2	0- 0	HOME	0- 0	2- 3	2- 1				
0- 4	0- 0	0- 0	AWAY	0- 1	0- 3	0- 1				
0- 3	0- 0	0- 0	NEUTRAL	0- 0	0- 3	0- 1				
2- 4	0- 0	0- 0	CONFERENCE	0- 1	2- 3	2- 2				
2- 2	0- 0	0- 0	HOME	0- 1	2- 1	2- 0				
0- 2	0- 0	0- 0	AWAY	0- 0	0- 2	0- 2				
0- 0	0- 0	0- 0	NEUTRAL	0- 0	0- 0	0- 0				

RPI 1-25				RPI 26-50				RPI 51-100				RPI 101+ Team's RPI: 323			
RPI	S	Opponent	Score	RPI	S	Opponent	Score	RPI	S	Opponent	Score	RPI	S	Opponent	Score
16	H	Duke	51 84					89	H	UAB	61 74	139	H	Cincinnati	33 54
18	H	NC State	56 73					96	A	George Mason	53 66	146	A	William & Mary	58 75
												148	H	Liberty	55 63
												149	N	Saint Francis (PA)	68 79
												159	N	Oakland	59 80
												185	A	Hampton	42 50
												193	H	Charlotte	60 63
												218	N	Abilene Christian	60 74
												219	A	North Texas	46 63
												225	H	Richmond	45 54
												302	A	VCU	39 68
												305	H	Coppin St.	75 67
												313	A	UTSA	56 64
												313	H	UTSA	69 63
												324	H	South Carolina St.	52 35
												328	H	Marshall	69 53

LAST 12 Division I GAMES:															
313	H	UTSA	69 63	89	H	UAB	61 74	324	H	South Carolina St.	52 35				
328	H	Marshall	69 53	218	N	Abilene Christian	60 74	159	N	Oakland	59 80				
185	A	Hampton	42 50	146	A	William & Mary	58 75	302	A	VCU	39 68				
313	A	UTSA	56 64												
219	A	North Texas	46 63												
193	H	Charlotte	60 63												

Non-Div I Games:

Old Dominion

O
l
e
M
i
s
s

Ole Miss				Through Games Of Jan. 24, 2018							
Average RPI Win:	208	WON-LOST	WINNING	LAST 10	STRENGTH OF	OPP. STRENGTH	TEAM	ADJ.	CONF.	ADJ CONF.	
Average RPI Loss:	72	RECORD	PCT. RANK	GAMES	SCHEDULE	OF SCHEDULE	RPI	RPI	RPI	RPI	
DIV. I ONLY		11- 8	125	3- 7	70	107	103	103	2	2	
DIV. I NON-CONF.		10- 3	51	4- 2	205	191	79	79	2	2	

TOTALS	RPI 1-25		RPI 26-50		W-L RECORDS		RPI 51-100		RPI 101-999	RPI 201+	
11- 8	0- 4		0- 0		OVERALL		1- 1		10- 3	6- 0	
9- 2	0- 2		0- 0		HOME		1- 0		8- 0	5- 0	
1- 5	0- 0		0- 0		AWAY		0- 0		1- 0	0- 0	
1- 1	0- 0		0- 0		NEUTRAL		0- 0		1- 1	1- 0	
10- 3	0- 1		0- 0		NON-CONFERENCE		1- 0		9- 2	6- 0	
8- 0	0- 0		0- 0		HOME		1- 0		7- 0	5- 0	
1- 2	0- 1		0- 0		AWAY		0- 0		1- 1	0- 0	
1- 1	0- 0		0- 0		NEUTRAL		0- 0		1- 1	1- 0	
1- 5	0- 3		0- 0		CONFERENCE		0- 1		1- 1	0- 0	
1- 2	0- 2		0- 0		HOME		0- 0		1- 0	0- 0	
0- 3	0- 1		0- 0		AWAY		0- 1		0- 1	0- 0	
0- 0	0- 0		0- 0		NEUTRAL		0- 0		0- 0	0- 0	

RPI 1-25				RPI 26-50				RPI 51-100				RPI 101+ Team's RPI: 103			
RPI	S	Opponent	Score	RPI	S	Opponent	Score	RPI	S	Opponent	Score	RPI	S	Opponent	Score
3	A	Mississippi St.	45 76					83	A	Arkansas	72 73	116	N	Saint Louis	64 79
5	A	Oregon	46 90					93	H	South Ala.	66 59	121	H	Southern Miss.	68 59
11	H	Missouri	48 67									123	H	Middle Tenn.	65 56
21	H	South Carolina	62 88									144	A	Portland St.	79 94
												173	A	Temple	64 48
												192	A	Florida	60 61
												192	H	Florida	78 75
												213	H	Arkansas St.	74 48
												242	H	Troy	96 93
												250	H	Kennesaw St.	92 63
												256	H	Texas Southern	73 58
												304	N	Delaware St.	110 58
												318	H	Northwestern St.	75 44

LAST 12 Division I GAMES:															
192	A	Florida	60 61	256	H	Texas Southern	73 58								
11	H	Missouri	48 67	144	A	Portland St.	79 94								
3	A	Mississippi St.	45 76	5	A	Oregon	46 90								
192	H	Florida	78 75	121	H	Southern Miss.	68 59								
21	H	South Carolina	62 88	93	H	South Ala.	66 59								
83	A	Arkansas	72 73	213	H	Arkansas St.	74 48								

Non-Div I Games:

Ole Miss

Average RPI Win:	262	WON-LOST	WINNING	LAST 10	STRENGTH OF	OPP. STRENGTH	TEAM	ADJ.	CONF.	ADJ CONF.
Average RPI Loss:	152	RECORD	PCT. RANK	GAMES	SCHEDULE	OF SCHEDULE	RPI	RPI	RPI	RPI
DIV. I ONLY	7- 10	228	2- 8	239	237	239	239	14	14	
DIV. I NON-CONF.	6- 4	122	2- 2	301	278	185	185	16	16	

TOTALS	RPI 1-25	RPI 26-50	W-L RECORDS	RPI 51-100	RPI 101-999	RPI 201+				
7- 10	0- 0	0- 2	OVERALL	0- 2	7- 6	6- 3				
4- 4	0- 0	0- 1	HOME	0- 0	4- 3	3- 0				
3- 6	0- 0	0- 1	AWAY	0- 2	3- 3	3- 3				
0- 0	0- 0	0- 0	NEUTRAL	0- 0	0- 0	0- 0				
6- 4	0- 0	0- 1	NON-CONFERENCE	0- 1	6- 2	5- 2				
3- 1	0- 0	0- 1	HOME	0- 0	3- 0	2- 0				
3- 3	0- 0	0- 0	AWAY	0- 1	3- 2	3- 2				
0- 0	0- 0	0- 0	NEUTRAL	0- 0	0- 0	0- 0				
1- 6	0- 0	0- 1	CONFERENCE	0- 1	1- 4	1- 1				
1- 3	0- 0	0- 0	HOME	0- 0	1- 3	1- 0				
0- 3	0- 0	0- 1	AWAY	0- 1	0- 1	0- 1				
0- 0	0- 0	0- 0	NEUTRAL	0- 0	0- 0	0- 0				

RPI	S	Opponent	Score	RPI	S	Opponent	Score	RPI	S	Opponent	Score	RPI	S	Opponent	Score	Team's RPI: 239
30	A	South Dakota St.	64 89	76	A	Kansas St.	60 81	110	H	Western Ill.	51 90	177	H	Oral Roberts	53 82	
48	H	Creighton	51 72	94	A	South Dakota	46 70	188	H	UNI	78 74	195	H	Denver	74 85	
								217	A	Bradley	56 69	222	H	Montana St.	64 53	
								223	A	CSUN	68 60	263	A	CSU Bakersfield	43 52	
								275	H	North Dakota St.	80 67	288	A	Wofford	64 60	
								307	A	USC Upstate	69 66	308	A	Fort Wayne	65 76	
								334	H	Florida A&M	78 73					







































LAST 12 Division I GAMES:																
275	H	North Dakota St.	80 67	177	H	Oral Roberts	53 82	223	A	CSUN	68 60	263	A	CSU Bakersfield	43 52	
94	A	South Dakota	46 70	223	A	CSUN	68 60	48	H	Creighton	51 72	188	H	UNI	78 74	
195	H	Denver	74 85	48	H	Creighton	51 72	288	A	Wofford	64 60					
110	H	Western Ill.	51 90													
308	A	Fort Wayne	65 76													
30	A	South Dakota St.	64 89													

Non-Div I Games: Graceland (IA) 96 69 St. Mary (NE) 81 58

Omaha

Average RPI Win:	272	WON-LOST	WINNING	LAST 10	STRENGTH OF	OPP. STRENGTH	TEAM	ADJ.	CONF.	ADJ CONF.
Average RPI Loss:	93	RECORD	PCT. RANK	GAMES	SCHEDULE	OF SCHEDULE	RPI	RPI	RPI	RPI
DIV. I ONLY	11- 8	125	5- 4	281	208	177	177	14	14	
DIV. I NON-CONF.	7- 5	132	2- 2	327	238	201	201	16	16	

TOTALS	RPI 1-25	RPI 26-50	W-L RECORDS	RPI 51-100	RPI 101-999	RPI 201+				
11- 8	0- 0	0- 1	OVERALL	0- 4	11- 3	9- 0				
3- 3	0- 0	0- 1	HOME	0- 2	3- 0	2- 0				
4- 5	0- 0	0- 0	AWAY	0- 2	4- 3	3- 0				
4- 0	0- 0	0- 0	NEUTRAL	0- 0	4- 0	4- 0				
7- 5	0- 0	0- 0	NON-CONFERENCE	0- 3	7- 2	6- 0				
1- 1	0- 0	0- 0	HOME	0- 1	1- 0	1- 0				
2- 4	0- 0	0- 0	AWAY	0- 2	2- 2	1- 0				
4- 0	0- 0	0- 0	NEUTRAL	0- 0	4- 0	4- 0				
4- 3	0- 0	0- 1	CONFERENCE	0- 1	4- 1	3- 0				
2- 2	0- 0	0- 1	HOME	0- 1	2- 0	1- 0				
2- 1	0- 0	0- 0	AWAY	0- 0	2- 1	2- 0				
0- 0	0- 0	0- 0	NEUTRAL	0- 0	0- 0	0- 0				

RPI 1-25	RPI 26-50	RPI 51-100	RPI 101+	Team's RPI: 177
RPI S Opponent Score	RPI S Opponent Score	RPI S Opponent Score	RPI S Opponent Score	
	30  South Dakota St. 70  77	61  TCU 58  72	110  Western Ill. 49  56	
		66  Utah 50  71	117  Missouri St. 66  76	
		83  Arkansas 66  77	156  Tulsa 53 41	
		94  South Dakota 68  73	179  UT Arlington 46  70	
			195  Denver 90 60	
			239  Omaha 82 53	
			247  UMKC 76 73	
			272 N Alcorn 76 52	
			275  North Dakota St. 71 48	
			300 N Cal St. Fullerton 60 50	
			308  Fort Wayne 73 48	
			322  Houston Baptist 78 56	
			336 N Long Beach St. 64 58	
			339 N Chicago St. 73 43	
LAST 12 Division I GAMES:				
	195  Denver 90 60	239  Omaha 82 53		
	94  South Dakota 68  73	66  Utah 50  71		
	30  South Dakota St. 70  77	339 N Chicago St. 73 43		
	275  North Dakota St. 71 48	272 N Alcorn 76 52		
	110  Western Ill. 49  56	117  Missouri St. 66  76		
	308  Fort Wayne 73 48	247  UMKC 76 73		

Non-Div I Games: Okla. Panhandle 88 35 Cent. Christian (KS) 18 47

Oral Roberts

Average RPI Win: 122

Average RPI Loss: 21

WON-LOST
RECORDWINNING
PCT. RANKLAST 10
GAMESSTRENGTH OF
SCHEDULEOPP. STRENGTH
OF SCHEDULETEAM
RPIADJ.
RPICONF.
RPIADJ CONF.
RPIDIV. I ONLY
DIV. I NON-CONF.18- 3
11- 211
239- 1
3- 117
1214
195
45
44
34
3

TOTALS

RPI 1-25

RPI 26-50

W-L RECORDS

RPI 51-100

RPI 101-999

RPI 201+

18- 3 3- 2

3- 0

OVERALL

2- 1

10- 0

5- 0

13- 0 0- 0

2- 0

HOME

2- 0

9- 0

4- 0

3- 3 2- 2

1- 0

AWAY

0- 1

0- 0

0- 0

2- 0 1- 0

0- 0

NEUTRAL

0- 0

1- 0

1- 0

11- 2 2- 2

1- 0

NON-CONFERENCE

0- 0

8- 0

4- 0

8- 0 0- 0

1- 0

HOME

0- 0

7- 0

3- 0

1- 2 1- 2

0- 0

AWAY

0- 0

0- 0

0- 0

2- 0 1- 0

0- 0

NEUTRAL

0- 0

1- 0

1- 0

7- 1 1- 0

2- 0

CONFERENCE

2- 1

2- 0

1- 0

5- 0 0- 0

1- 0

HOME

2- 0

2- 0

1- 0

2- 1 1- 0

1- 0

AWAY

0- 1

0- 0

0- 0

0- 0 0- 0

0- 0

NEUTRAL

0- 0

0- 0

0- 0

RPI 1-25

Team's RPI: 5

RPI 26-50

RPI 51-100

RPI 101+

RPI	S	Opponent	Score
3	A	Mississippi St.	79 90
7	A	Louisville	61 74
8	A	UCLA	70 61
15	A	Texas A&M	83 68
15	N	Texas A&M	84 62

RPI	S	Opponent	Score
32	H	Arizona St.	74 64
34	H	Oklahoma	92 74
49	A	Southern California	70 66

RPI	S	Opponent	Score
52	A	Oregon St.	79 85
52	H	Oregon St.	75 63
69	H	Washington St.	89 56

RPI	S	Opponent	Score
103	H	Ole Miss	90 46
115	H	Drake	110 77
134	H	Washington	94 83
140	H	Weber St.	114 87
185	H	Hampton	87 45
202	H	Eastern Wash.	81 40
223	H	CSUN	91 43
241	N	Hawaii	85 44
284	H	Arizona	62 44
303	H	Southern Utah	98 38

LAST 12 Division I GAMES:

52	H	Oregon St.	75 63	134	H	Washington	94 83
52	A	Oregon St.	79 85	69	H	Washington St.	89 56
32	H	Arizona St.	74 64	241	N	Hawaii	85 44
284	H	Arizona	62 44	15	N	Texas A&M	84 62
8	A	UCLA	70 61	103	H	Ole Miss	90 46
49	A	Southern California	70 66	3	A	Mississippi St.	79 90

Oregon

Oregon

Non-Div I Games:

Oregon

Loss, Non-Conf, S Site, H Home A Away N Neutral

Average RPI Win: 189

Average RPI Loss: 16

WON-LOST
RECORDWINNING
PCT. RANKLAST 10
GAMESSTRENGTH OF
SCHEDULEOPP. STRENGTH
OF SCHEDULETEAM
RPIADJ.
RPICONF.
RPIADJ CONF.
RPIDIV. I ONLY
DIV. I NON-CONF.14- 5
9- 254
347- 3
4- 094
23643
17952
8552
854
34
3

TOTALS

RPI 1-25

RPI 26-50

W-L RECORDS

RPI 51-100

RPI 101-999

RPI 201+

14- 5

1- 4

1- 1

OVERALL

2- 0

10- 0

7- 0

11- 1

1- 1

1- 0

HOME

2- 0

7- 0

5- 0

1- 4

0- 3

0- 1

AWAY

0- 0

1- 0

1- 0

2- 0

0- 0

0- 0

NEUTRAL

0- 0

2- 0

1- 0

9- 2

0- 2

0- 0

NON-CONFERENCE

1- 0

8- 0

6- 0

6- 1

0- 1

0- 0

HOME

1- 0

5- 0

4- 0

1- 1

0- 1

0- 0

AWAY

0- 0

1- 0

1- 0

2- 0

0- 0

0- 0

NEUTRAL

0- 0

2- 0

1- 0

5- 3

1- 2

1- 1

CONFERENCE

1- 0

2- 0

1- 0

5- 0

1- 0

1- 0

HOME

1- 0

2- 0

1- 0

0- 3

0- 2

0- 1

AWAY

0- 0

0- 0

0- 0

0- 0

0- 0

0- 0

NEUTRAL

0- 0

0- 0

0- 0

RPI 1-25

RPI 26-50

RPI 51-100

Team's RPI: 52

RPI 101+

RPI	S	Opponent	Score
2	H	Notre Dame	67 72
5	A	Oregon	63 75
5	H	Oregon	85 79
8	A	UCLA	49 84
16	A	Duke	65 72

RPI	S	Opponent	Score
32	H	Arizona St.	57 54
49	A	Southern Cal i forni a	61 65

RPI	S	Opponent	Score
54	H	UC Davi s	61 47
69	H	Washington St.	71 53

RPI	S	Opponent	Score
134	H	Washington	75 63
141	H	North Dakota	65 55
164	N	Nevada	89 49
210	H	UC Santa Barbara	74 49
266	H	San Jose St.	110 62
284	H	Arizona	88 48
301	H	Utah Valley	98 41
306	N	Utah St.	94 55
335	A	N. C. Central	97 44
344	H	Savannah St.	84 36

LAST 12 Division I GAMES:

5	A	Oregon	63 75	69	H	Washington St.	71 53
5	H	Oregon	85 79	134	H	Washington	75 63
284	H	Arizona	88 48	54	H	UC Davi s	61 47
32	H	Arizona St.	57 54	210	H	UC Santa Barbara	74 49
49	A	Southern Cal i forni a	61 65	344	H	Savannah St.	84 36
8	A	UCLA	49 84	266	H	San Jose St.	110 62

Oregon St.

Oregon St.

Non-Div I Games:

Oregon St.

Loss, Non-Conf, S Site, H Home A Away N Neutral

Average RPI	Win:	208	WON-LOST	WINNING	LAST 10	STRENGTH OF	OPP. STRENGTH	TEAM	ADJ.	CONF.	ADJ CONF.
Average RPI	Loss:	83	RECORD	PCT. RANK	GAMES	SCHEDULE	OF SCHEDULE	RPI	RPI	RPI	RPI
DIV. I ONLY		8- 10		208	5- 5	38	158	131	131	12	12
DIV. I NON-CONF.		5- 5		170	2- 2	27	199	120	120	10	10

TOTALS	RPI 1-25		RPI 26-50		W-L RECORDS	RPI 51-100		RPI 101-999		RPI 201+	
8- 10	0- 1		1- 1		OVERALL	0- 5		7- 3		5- 0	
5- 5	0- 1		1- 0		HOME	0- 4		4- 0		3- 0	
3- 5	0- 0		0- 1		AWAY	0- 1		3- 3		2- 0	
0- 0	0- 0		0- 0		NEUTRAL	0- 0		0- 0		0- 0	
5- 5	0- 1		1- 1		NON-CONFERENCE	0- 2		4- 1		3- 0	
4- 3	0- 1		1- 0		HOME	0- 2		3- 0		2- 0	
1- 2	0- 0		0- 1		AWAY	0- 0		1- 1		1- 0	
0- 0	0- 0		0- 0		NEUTRAL	0- 0		0- 0		0- 0	
3- 5	0- 0		0- 0		CONFERENCE	0- 3		3- 2		2- 0	
1- 2	0- 0		0- 0		HOME	0- 2		1- 0		1- 0	
2- 3	0- 0		0- 0		AWAY	0- 1		2- 2		1- 0	
0- 0	0- 0		0- 0		NEUTRAL	0- 0		0- 0		0- 0	

RPI 1-25				RPI 26-50				RPI 51-100				RPI 101+				Team's RPI: 131
RPI	S	Opponent	Score	RPI	S	Opponent	Score	RPI	S	Opponent	Score	RPI	S	Opponent	Score	
17	H	Cal i forn i a	85 92	39	A	Northern Colo.	55 80	54	H	UC Dav i s	58 90	120	A	BYU	65 77	
				50	H	UCF	78 74	58	H	Gonzaga	72 99	142	H	Lamar Universi ty	80 75	
								65	A	Saint Mary's (CA)	88 96	154	A	Fresno St.	70 81	
								65	H	Saint Mary's (CA)	69 70	168	A	Loyola Marymount	60 75	
								90	H	Brown	57 74	170	A	San Di ego	81 68	
												204	A	Pepperdi ne	85 77	
												208	A	Seattle U	85 73	
												266	H	San Jose St.	106 97	
												300	H	Cal St. Fullerton	81 65	
												321	H	Portland	91 55	

LAST 12 Divi s i on I GAMES:																
65	A	Saint Mary's (CA)	88 96	168	A	Loyola Marymount	60 75									
204	A	Pepperdi ne	85 77	58	H	Gonzaga	72 99									
321	H	Portland	91 55	50	H	UCF	78 74									
170	A	San Di ego	81 68	208	A	Seattle U	85 73									
120	A	BYU	65 77	17	H	Cal i forn i a	85 92									
65	H	Saint Mary's (CA)	69 70	154	A	Fresno St.	70 81									

Non-Di v I Games: UC Merced 123 59

Paci f i c

Average RPI	Win:	213	WON-LOST	WINNING	LAST 10	STRENGTH OF	OPP. STRENGTH	TEAM	ADJ.	CONF.	ADJ CONF.
Average RPI	Loss:	96	RECORD	PCT. RANK	GAMES	SCHEDULE	OF SCHEDULE	RPI	RPI	RPI	RPI
DIV. I ONLY		10- 5	82	8- 2	198	95	105	105	9	9	
DIV. I NON-CONF.		8- 4	87	7- 2	218	66	97	97	9	9	

TOTALS	RPI 1-25		RPI 26-50		W-L RECORDS	RPI 51-100		RPI 101-999		RPI 201+	
10- 5	0- 1		1- 1		OVERALL	0- 1		9- 2		6- 1	
4- 2	0- 1		0- 1		HOME	0- 0		4- 0		4- 0	
4- 2	0- 0		1- 0		AWAY	0- 0		3- 2		1- 1	
2- 1	0- 0		0- 0		NEUTRAL	0- 1		2- 0		1- 0	
8- 4	0- 1		1- 0		NON-CONFERENCE	0- 1		7- 2		4- 1	
2- 1	0- 1		0- 0		HOME	0- 0		2- 0		2- 0	
4- 2	0- 0		1- 0		AWAY	0- 0		3- 2		1- 1	
2- 1	0- 0		0- 0		NEUTRAL	0- 1		2- 0		1- 0	
2- 1	0- 0		0- 1		CONFERENCE	0- 0		2- 0		2- 0	
2- 1	0- 0		0- 1		HOME	0- 0		2- 0		2- 0	
0- 0	0- 0		0- 0		AWAY	0- 0		0- 0		0- 0	
0- 0	0- 0		0- 0		NEUTRAL	0- 0		0- 0		0- 0	

RPI 1-25				RPI 26-50				RPI 51-100				RPI 101+ Team's RPI: 105			
RPI	S	Opponent	Score	RPI	S	Opponent	Score	RPI	S	Opponent	Score	RPI	S	Opponent	Score
2	H	Notre Dame	54 66	27	A	Villanova	79 77	53	N	Georgia Tech	55 69	117	N	Missouri St.	65 60
				44	H	Princeton	55 70					166	A	Saint Joseph's	57 50
												173	A	Temple	74 59
												175	A	Binghamton	72 77
												203	H	Columbia	70 51
												206	A	La Salle	59 66
												220	H	Lafayette	55 42
												261	H	Cornell	68 48
												302	N	VCU	82 52
												320	H	Rhode Island	84 66
												340	A	NJIT	77 38

LAST 12 Division I GAMES:															
173	A	Temple	74 59	302	N	VCU	82 52								
27	A	Villanova	79 77	320	H	Rhode Island	84 66								
203	H	Columbia	70 51	166	A	Saint Joseph's	57 50								
261	H	Cornell	68 48	2	H	Notre Dame	54 66								
44	H	Princeton	55 70	206	A	La Salle	59 66								
340	A	NJIT	77 38	117	N	Missouri St.	65 60								

Non-Div I Games:

Penn

Average RPI Win: 160		WON-LOST	WINNING	LAST 10	STRENGTH OF		OPP. STRENGTH	TEAM	ADJ.	CONF.	ADJ CONF.
Loss: 84		RECORD	PCT. RANK	GAMES	SCHEDULE		OF SCHEDULE	RPI	RPI	RPI	RPI
DIV. I ONLY		13- 8	106	5- 5	61		51	80	80	3	3
DIV. I NON-CONF.		9- 4	82	2- 2	178		131	81	81	4	4
TOTALS		RPI 1-25	RPI 26-50		W-L RECORDS		RPI 51-100	RPI 101-999		RPI 201+	
13- 8	1- 3	1- 1		OVERALL		2- 2	9- 2		3- 1		
9- 2	1- 1	1- 1		HOME		2- 0	5- 0		2- 0		
4- 4	0- 2	0- 0		AWAY		0- 1	4- 1		1- 1		
0- 2	0- 0	0- 0		NEUTRAL		0- 1	0- 1		0- 0		
9- 4	0- 0	1- 0		NON-CONFERENCE		1- 2	7- 2		3- 1		
6- 0	0- 0	1- 0		HOME		1- 0	4- 0		2- 0		
3- 2	0- 0	0- 0		AWAY		0- 1	3- 1		1- 1		
0- 2	0- 0	0- 0		NEUTRAL		0- 1	0- 1		0- 0		
4- 4	1- 3	0- 1		CONFERENCE		1- 0	2- 0		0- 0		
3- 2	1- 1	0- 1		HOME		1- 0	1- 0		0- 0		
1- 2	0- 2	0- 0		AWAY		0- 0	1- 0		0- 0		
0- 0	0- 0	0- 0		NEUTRAL		0- 0	0- 0		0- 0		

RPI 1-25				RPI 26-50				RPI 51-100				RPI 101+			
RPI	S	Opponent	Score	RPI	S	Opponent	Score	RPI	S	Opponent	Score	RPI	S	Opponent	Score
14	A	Rutgers	65 70	43	H	Minnesota	71 91	64	A	American	66 75	102	H	Wake Forest	68 58
14	H	Rutgers	70 67	47	H	Drexel	84 70	72	H	Indiana	77 74	155	A	Pittsburgh	59 48
23	A	Michigan	69 89					74	H	Fordham	65 60	165	H	Illinois	68 59
24	H	Maryland	65 69					76	N	Kansas St.	65 70	181	A	Providence	60 51
												190	A	Wisconsin	69 62
												191	N	Louisiana Tech	59 71
												201	H	Siena	86 72
												232	H	Manhattan	78 46
												237	A	St. Bonaventure	62 65
												314	H	Central Conn. St.	83 66
												328	A	Marshall	80 65
LAST 12 Division I GAMES:															
165	H	Illinois	68 59	24	H	Maryland	65 69								
14	H	Rutgers	70 67	23	A	Michigan	69 89								
190	A	Wisconsin	69 62	64	A	American	66 75								
43	H	Minnesota	71 91	155	A	Pittsburgh	59 48								
14	A	Rutgers	65 70	237	A	St. Bonaventure	62 65								
72	H	Indiana	77 74	74	H	Fordham	65 60								

Non-Div I Games:

Penn St.

Average RPI Win:	222	WON-LOST	WINNING	LAST 10	STRENGTH OF	OPP. STRENGTH	TEAM	ADJ.	CONF.	ADJ CONF.
Average RPI Loss:	132	RECORD	PCT. RANK	GAMES	SCHEDULE	OF SCHEDULE	RPI	RPI	RPI	RPI
DIV. I ONLY	7- 11	236	3- 7	99	259	204	204	12	12	
DIV. I NON-CONF.	4- 6	214	1- 3	96	340	184	184	10	10	

TOTALS	RPI 1-25	RPI 26-50	W-L RECORDS	RPI 51-100	RPI 101-999	RPI 201+				
7- 11	0- 0	0- 0	OVERALL	0- 4	7- 7	3- 2				
5- 4	0- 0	0- 0	HOME	0- 0	5- 4	2- 2				
2- 7	0- 0	0- 0	AWAY	0- 4	2- 3	1- 0				
0- 0	0- 0	0- 0	NEUTRAL	0- 0	0- 0	0- 0				
4- 6	0- 0	0- 0	NON-CONFERENCE	0- 2	4- 4	2- 2				
2- 2	0- 0	0- 0	HOME	0- 0	2- 2	1- 2				
2- 4	0- 0	0- 0	AWAY	0- 2	2- 2	1- 0				
0- 0	0- 0	0- 0	NEUTRAL	0- 0	0- 0	0- 0				
3- 5	0- 0	0- 0	CONFERENCE	0- 2	3- 3	1- 0				
3- 2	0- 0	0- 0	HOME	0- 0	3- 2	1- 0				
0- 3	0- 0	0- 0	AWAY	0- 2	0- 1	0- 0				
0- 0	0- 0	0- 0	NEUTRAL	0- 0	0- 0	0- 0				

RPI 1-25				RPI 26-50				RPI 51-100				RPI 101+				Team's RPI: 204
RPI	S	Opponent	Score	RPI	S	Opponent	Score	RPI	S	Opponent	Score	RPI	S	Opponent	Score	
								54	A	UC Davis	64 69	120	H	BYU	67 73	
								58	A	Gonzaga	51 73	131	H	Pacific	77 85	
								65	A	Saint Mary's (CA)	62 75	140	A	Weber St.	61 71	
								66	A	Utah	65 89	143	H	Idaho St.	80 74	
												164	A	Nevada	77 72	
												170	H	San Diego	66 62	
												174	A	San Francisco	67 68	
												174	H	San Francisco	95 92	
												194	A	UC Irvine	74 75	
												208	H	Seattle U	62 65	
												245	H	New Mexico St.	64 86	
												269	H	Santa Clara	56 55	
												301	H	Utah Valley	71 44	
												336	A	Long Beach St.	83 71	
LAST 12 Division I GAMES:																
174	H	San Francisco	95 92	170	H	San Diego	66 62									
131	H	Pacific	77 85	269	H	Santa Clara	56 55									
65	A	Saint Mary's (CA)	62 75	245	H	New Mexico St.	64 86									
120	H	BYU	67 73	140	A	Weber St.	61 71									
174	A	San Francisco	67 68	66	A	Utah	65 89									
58	A	Gonzaga	51 73	301	H	Utah Valley	71 44									

Non-Div I Games:

Pepperdine

Average RPI	Win: 216	WON-LOST	WINNING	LAST 10	STRENGTH OF	OPP. STRENGTH	TEAM	ADJ.	CONF.	ADJ CONF.
Average RPI	Loss: 69	RECORD	PCT. RANK	GAMES	SCHEDULE	OF SCHEDULE	RPI	RPI	RPI	RPI
DIV. I ONLY	9- 11	202	3- 7	55	88	155	155	1	1	
DIV. I NON-CONF.	8- 5	111	3- 2	174	222	164	164	1	1	

TOTALS	RPI 1-25	RPI 26-50	W-L RECORDS	RPI 51-100	RPI 101-999	RPI 201+				
9- 11	0- 2	0- 2	OVERALL	1- 5	8- 2	6- 0				
8- 5	0- 1	0- 0	HOME	1- 2	7- 2	6- 0				
1- 6	0- 1	0- 2	AWAY	0- 3	1- 0	0- 0				
0- 0	0- 0	0- 0	NEUTRAL	0- 0	0- 0	0- 0				
8- 5	0- 0	0- 1	NON-CONFERENCE	0- 3	8- 1	6- 0				
7- 3	0- 0	0- 0	HOME	0- 2	7- 1	6- 0				
1- 2	0- 0	0- 1	AWAY	0- 1	1- 0	0- 0				
0- 0	0- 0	0- 0	NEUTRAL	0- 0	0- 0	0- 0				
1- 6	0- 2	0- 1	CONFERENCE	1- 2	0- 1	0- 0				
1- 2	0- 1	0- 0	HOME	1- 0	0- 1	0- 0				
0- 4	0- 1	0- 1	AWAY	0- 2	0- 0	0- 0				
0- 0	0- 0	0- 0	NEUTRAL	0- 0	0- 0	0- 0				

RPI 1-25				RPI 26-50				RPI 51-100				RPI 101+				Team's RPI: 155
RPI	S	Opponent	Score	RPI	S	Opponent	Score	RPI	S	Opponent	Score	RPI	S	Opponent	Score	
7	H	Louisville	51 77	35	A	West Virginia	52 73	53	H	Georgia Tech	68 62	102	H	Wake Forest	49 58	
25	A	Syracuse	52 70	36	A	Virginia	50 62	59	H	Duquesne	53 66	139	A	Cincinnati	66 46	
								71	A	Virginia Tech	66 89	160	H	Bucknell	57 39	
								74	A	Fordham	55 58	190	H	Wisconsin	57 58	
								80	H	Penn St.	48 59	213	H	Arkansas St.	87 47	
								85	A	North Carolina	67 68	236	H	Youngstown St.	66 58	
												261	H	Cornell	51 39	
												270	H	Towson	81 63	
												274	H	UNCW	74 55	
												339	H	Chicago St.	87 49	
LAST 12 Division I GAMES:																
25	A	Syracuse	52 70	339	H	Chicago St.	87 49									
7	H	Louisville	51 77	36	A	Virginia	50 62									
53	H	Georgia Tech	68 62	160	H	Bucknell	57 39									
71	A	Virginia Tech	66 89	80	H	Penn St.	48 59									
85	A	North Carolina	67 68	274	H	UNCW	74 55									
102	H	Wake Forest	49 58	35	A	West Virginia	52 73									

Non-Div I Games:

Pittsburgh

RPI 1-25				RPI 26-50				RPI 51-100				RPI 101+				Team's RPI: 321	
RPI	S	Opponent	Score	RPI	S	Opponent	Score	RPI	S	Opponent	Score	RPI	S	Opponent	Score		
								58	H	Gonzaga	56	70	120	H	BYU	58	72
													131	A	Paci fic	55	91
													134	A	Washi ngton	67	93
													140	H	Weber St.	70	91
													144	H	Portland St.	71	77
													149	H	Saint Francis (PA)	101	106
													168	H	Loyol a Marymount	60	63
													170	A	San Di ego	52	59
													170	H	San Di ego	60	75
													174	A	San Franci sco	75	84
													180	H	Boi se St.	47	73
													194	A	UC Irvi ne	52	63
													241	H	Hawai i	76	47
													269	H	Santa Clara	43	50
													300	A	Cal St. Fullerton	61	66
													301	H	Utah Valley	71	64
LAST 12 Division I GAMES:																	
				168	H	Loyol a Marymount	60	63	174	A	San Franci sco	75	84				
				170	H	San Di ego	60	75	120	H	BYU	58	72				
				131	A	Paci fic	55	91	149	H	Saint Francis (PA)	101	106				
				58	H	Gonzaga	56	70	140	H	Weber St.	70	91				
				269	H	Santa Clara	43	50	180	H	Boi se St.	47	73				
				170	A	San Di ego	52	59	134	A	Washi ngton	67	93				

Page 226

Average RPI Win:	215	WON-LOST	WINNING	LAST 10	STRENGTH OF	OPP. STRENGTH	TEAM	ADJ.	CONF.	ADJ CONF.
Average RPI Loss:	149	RECORD	PCT. RANK	GAMES	SCHEDULE	OF SCHEDULE	RPI	RPI	RPI	RPI
DIV. I ONLY	8- 8	170	6- 3	153	219	144	144	19	19	
DIV. I NON-CONF.	4- 5	202	3- 1	128	170	103	103	15	15	
TOTALS	RPI 1-25	RPI 26-50	W-L RECORDS	RPI 51-100	RPI 101-999	RPI 201+				
8- 8	0- 0	0- 0	OVERALL	0- 2	8- 6	5- 3				
4- 2	0- 0	0- 0	HOME	0- 0	4- 2	2- 1				
4- 6	0- 0	0- 0	AWAY	0- 2	4- 4	3- 2				
0- 0	0- 0	0- 0	NEUTRAL	0- 0	0- 0	0- 0				
4- 5	0- 0	0- 0	NON-CONFERENCE	0- 2	4- 3	2- 1				
1- 0	0- 0	0- 0	HOME	0- 0	1- 0	0- 0				
3- 5	0- 0	0- 0	AWAY	0- 2	3- 3	2- 1				
0- 0	0- 0	0- 0	NEUTRAL	0- 0	0- 0	0- 0				
4- 3	0- 0	0- 0	CONFERENCE	0- 0	4- 3	3- 2				
3- 2	0- 0	0- 0	HOME	0- 0	3- 2	2- 1				
1- 1	0- 0	0- 0	AWAY	0- 0	1- 1	1- 1				
0- 0	0- 0	0- 0	NEUTRAL	0- 0	0- 0	0- 0				

RPI S Opponent	Score	RPI S Opponent	Score	RPI S Opponent	Score	RPI S Opponent	Score
				54 A UC Davis	67 79	103 H Ole Miss	94 79
				58 A Gonzaga	52 91	111 A UNLV	80 88
						140 H Weber St.	77 64
						143 H Idaho St.	59 88
						164 A Nevada	55 67
						194 A UC Irvine	82 72
						202 H Eastern Wash.	75 60
						208 A Seattle U	77 91
						211 H Idaho	90 101
						222 A Montana St.	69 60
						243 A Montana	53 69
						266 A San Jose St.	90 78
						271 H Sacramento St.	74 73
						321 A Portland	77 71
LAST 12 Division I GAMES:				271 H Sacramento St.	74 73		
140 H Weber St.	77 64	103 H Ole Miss	94 79				
143 H Idaho St.	59 88	194 A UC Irvine	82 72				
243 A Montana	53 69	58 A Gonzaga	52 91				
222 A Montana St.	69 60	321 A Portland	77 71				
211 H Idaho	90 101	208 A Seattle U	77 91				
202 H Eastern Wash.	75 60						

Non-Div I Games: Northwest (WA) 63 60 Multnomah 95 32

Portland St.

Average RPI Win:	288	WON-LOST	WINNING	LAST 10	STRENGTH OF	OPP. STRENGTH	TEAM	ADJ.	CONF.	ADJ CONF.
Average RPI Loss:	200	RECORD	PCT. RANK	GAMES	SCHEDULE	OF SCHEDULE	RPI	RPI	RPI	RPI
DIV. I ONLY	4- 12	295	4- 6	233	346	295	295	32	32	
DIV. I NON-CONF.	0- 9	337	0- 5	67	320	304	304	32	32	

TOTALS	RPI 1-25	RPI 26-50	W-L RECORDS	RPI 51-100	RPI 101-999	RPI 201+				
4- 12	0- 1	0- 0	OVERALL	0- 0	4- 11	4- 6				
3- 2	0- 0	0- 0	HOME	0- 0	3- 2	3- 1				
1- 9	0- 1	0- 0	AWAY	0- 0	1- 8	1- 4				
0- 1	0- 0	0- 0	NEUTRAL	0- 0	0- 1	0- 1				
0- 9	0- 1	0- 0	NON-CONFERENCE	0- 0	0- 8	0- 3				
0- 1	0- 0	0- 0	HOME	0- 0	0- 1	0- 0				
0- 7	0- 1	0- 0	AWAY	0- 0	0- 6	0- 2				
0- 1	0- 0	0- 0	NEUTRAL	0- 0	0- 1	0- 1				
4- 3	0- 0	0- 0	CONFERENCE	0- 0	4- 3	4- 3				
3- 1	0- 0	0- 0	HOME	0- 0	3- 1	3- 1				
1- 2	0- 0	0- 0	AWAY	0- 0	1- 2	1- 2				
0- 0	0- 0	0- 0	NEUTRAL	0- 0	0- 0	0- 0				

RPI 1-25				RPI 26-50				RPI 51-100				RPI 101+ Team's RPI: 295			
RPI	S	Opponent	Score	RPI	S	Opponent	Score	RPI	S	Opponent	Score	RPI	S	Opponent	Score
15	A	Texas A&M	70 98									109	A	Clemson	58 64
												126	H	Rice	68 88
												157	A	Texas St.	57 84
												169	A	Colorado St.	59 71
												198	A	Bethune-Cookman	52 77
												209	H	Southern U.	69 62
												227	A	Texas Tech	60 89
												253	A	Grambling	79 81
												256	A	Texas Southern	61 56
												265	N	A&M-Corpus Christi	62 72
												272	H	Alcorn	72 73
												293	A	Jackson St.	61 70
												317	A	UTRGV	62 78
												341	H	Ark.-Pine Bluff	64 52
												346	H	Mississippi Val.	78 73

LAST 12 Division I GAMES:															
346	H	Mississippi Val.	78 73	272	H	Alcorn	72 73	126	H	Rice	68 88	169	A	Colorado St.	59 71
341	H	Ark.-Pine Bluff	64 52	109	A	Clemson	58 64	227	A	Texas Tech	60 89	256	A	Texas Southern	61 56
293	A	Jackson St.	61 70	157	A	Texas St.	57 84	253	A	Grambling	79 81	265	N	A&M-Corpus Christi	62 72
256	A	Texas Southern	61 56					272	H	Alcorn	72 73	293	A	Jackson St.	61 70
209	H	Southern U.	69 62					317	A	UTRGV	62 78	341	H	Ark.-Pine Bluff	64 52

Non-Div I Games: Texas-Tyler 99 56 Arlington Baptist 116 73

Prairie View

Average RPI Win:	268	WON-LOST	WINNING	LAST 10	STRENGTH OF	OPP. STRENGTH	TEAM	ADJ.	CONF.	ADJ CONF.
Average RPI Loss:	150	RECORD	PCT. RANK	GAMES	SCHEDULE	OF SCHEDULE	RPI	RPI	RPI	RPI
DIV. I ONLY	6- 12	259	5- 5	212	224	259	259	29	29	
DIV. I NON-CONF.	3- 8	268	2- 3	173	112	242	242	29	29	
<hr/>										
TOTALS	RPI 1-25	RPI 26-50	W-L RECORDS	RPI 51-100	RPI 101-999	RPI 201+				
6- 12	0- 2	0- 0	OVERALL	0- 3	6- 7	5- 4				
5- 3	0- 0	0- 0	HOME	0- 0	5- 3	4- 2				
1- 9	0- 0	0- 0	AWAY	0- 1	1- 1	1- 0				
0- 0	0- 0	0- 0	NEUTRAL	0- 0	0- 0	0- 0				
3- 8	0- 2	0- 0	NON-CONFERENCE	0- 3	3- 3	2- 3				
2- 2	0- 0	0- 0	HOME	0- 0	2- 2	1- 2				
1- 6	0- 2	0- 0	AWAY	0- 3	1- 1	1- 1				
0- 0	0- 0	0- 0	NEUTRAL	0- 0	0- 0	0- 0				
3- 4	0- 0	0- 0	CONFERENCE	0- 0	3- 4	3- 1				
3- 1	0- 0	0- 0	HOME	0- 0	3- 1	3- 0				
0- 3	0- 0	0- 0	AWAY	0- 0	0- 3	0- 1				
0- 0	0- 0	0- 0	NEUTRAL	0- 0	0- 0	0- 0				

RPI 1-25				RPI 26-50				RPI 51-100				RPI 101+ Team's RPI: 259			
RPI	S	Opponent	Score	RPI	S	Opponent	Score	RPI	S	Opponent	Score	RPI	S	Opponent	Score
8	A	UCLA	40 76					77	A	Belmont	48 90	119	A	High Point	55 81
16	A	Duke	45 79					85	A	North Carolina	56 91	148	H	Liberty	64 76
								97	A	Chattanooga	51 71	161	H	Furman	76 75
												200	A	Radford	55 93
												212	H	Gardner-Webb	72 69
												228	H	UNCG	57 64
												229	A	San Diego St.	50 77
												249	H	Campbell	65 59
												250	H	Kennesaw St.	51 60
												307	A	USC Upstate	83 69
												335	H	N. C. Central	69 60
												343	H	Winthrop	78 45
												348	A	Longwood	56 66
<hr/>															
LAST 12 Division I GAMES:															
343	H	Winthrop	78 45	148	H	Liberty	64 76	161	H	Furman	76 75	228	H	UNCG	57 64
200	A	Radford	55 93	335	H	N. C. Central	69 60	85	A	North Carolina	56 91	77	A	Belmont	48 90
212	H	Gardner-Webb	72 69												
249	H	Campbell	65 59												
119	A	High Point	55 81												
348	A	Longwood	56 66												

Non-Div I Games:

Presbyterian

Average RPI Win:	169	WON-LOST	WINNING	LAST 10	STRENGTH OF	OPP. STRENGTH	TEAM	ADJ.	CONF.	ADJ CONF.
Average RPI Loss:	31	RECORD	PCT. RANK	GAMES	SCHEDULE	OF SCHEDULE	RPI	RPI	RPI	RPI
DIV. I ONLY	13- 3	27	9- 1	121	67	44	44	9	9	
DIV. I NON-CONF.	10- 3	51	7- 2	109	33	46	46	9	9	

TOTALS	RPI 1-25	RPI 26-50	W-L RECORDS	RPI 51-100	RPI 101-999	RPI 201+				
13- 3	0- 1	0- 1	OVERALL	5- 1	8- 0	5- 0				
5- 2	0- 0	0- 1	HOME	2- 1	3- 0	3- 0				
6- 1	0- 1	0- 0	AWAY	2- 0	4- 0	2- 0				
2- 0	0- 0	0- 0	NEUTRAL	1- 0	1- 0	0- 0				
10- 3	0- 1	0- 1	NON-CONFERENCE	5- 1	5- 0	3- 0				
3- 2	0- 0	0- 1	HOME	2- 1	1- 0	1- 0				
5- 1	0- 1	0- 0	AWAY	2- 0	3- 0	2- 0				
2- 0	0- 0	0- 0	NEUTRAL	1- 0	1- 0	0- 0				
3- 0	0- 0	0- 0	CONFERENCE	0- 0	3- 0	2- 0				
2- 0	0- 0	0- 0	HOME	0- 0	2- 0	2- 0				
1- 0	0- 0	0- 0	AWAY	0- 0	1- 0	0- 0				
0- 0	0- 0	0- 0	NEUTRAL	0- 0	0- 0	0- 0				

RPI 1-25				RPI 26-50				Team's RPI: 44				RPI 51-100				RPI 101+			
RPI	S	Opponent	Score	RPI	S	Opponent	Score					RPI	S	Opponent	Score	RPI	S	Opponent	Score
14	A	Rutgers	50 70	27	H	Villanova	59 62					53	H	Georgia Tech	56 67	105	A	Penn	70 55
												55	A	Quinnipiac	60 46	151	A	Davison	63 57
												97	N	Chattanooga	59 49	166	N	Saint Joseph's	63 54
												98	H	Delaware	78 60	203	H	Columbia	69 47
												99	A	Seton Hall	85 83	220	A	Lafayette	53 45
												100	H	George Washington	72 52	261	H	Cornell	75 54
																319	A	Wagner	58 37
																327	H	UMBC	77 40
LAST 12 Division I GAMES:																			
261	H	Cornell	75 54	319	A	Wagner	58 37					14	A	Rutgers	50 70				
203	H	Columbia	69 47									55	A	Quinnipiac	60 46				
105	A	Penn	70 55									220	A	Lafayette	53 45				
327	H	UMBC	77 40									98	H	Delaware	78 60				
97	N	Chattanooga	59 49									27	H	Villanova	59 62				
166	N	Saint Joseph's	63 54																

Non-Div I Games:

Princeton

Average RPI Win:	184	WON-LOST	WINNING	LAST 10	STRENGTH OF	OPP. STRENGTH	TEAM	ADJ.	CONF.	ADJ CONF.
Average RPI Loss:	100	RECORD	PCT. RANK	GAMES	SCHEDULE	OF SCHEDULE	RPI	RPI	RPI	RPI
DIV. I ONLY	8- 13	245	2- 8	120	64	181	181	6	6	
DIV. I NON-CONF.	7- 5	132	1- 2	216	195	157	157	5	5	

TOTALS	RPI 1-25	RPI 26-50	W-L RECORDS	RPI 51-100	RPI 101-999	RPI 201+				
8- 13	0- 1	1- 3	OVERALL	0- 5	7- 4	2- 2				
2- 7	0- 1	0- 2	HOME	0- 2	2- 2	1- 1				
3- 6	0- 0	1- 1	AWAY	0- 3	2- 2	0- 1				
3- 0	0- 0	0- 0	NEUTRAL	0- 0	3- 0	1- 0				
7- 5	0- 0	0- 0	NON-CONFERENCE	0- 3	7- 2	2- 2				
2- 3	0- 0	0- 0	HOME	0- 2	2- 1	1- 1				
2- 2	0- 0	0- 0	AWAY	0- 1	2- 1	0- 1				
3- 0	0- 0	0- 0	NEUTRAL	0- 0	3- 0	1- 0				
1- 8	0- 1	1- 3	CONFERENCE	0- 2	0- 2	0- 0				
0- 4	0- 1	0- 2	HOME	0- 0	0- 1	0- 0				
1- 4	0- 0	1- 1	AWAY	0- 2	0- 1	0- 0				
0- 0	0- 0	0- 0	NEUTRAL	0- 0	0- 0	0- 0				

RPI 1-25				RPI 26-50				RPI 51-100				RPI 101+				Team's RPI: 181
RPI	S	Opponent	Score	RPI	S	Opponent	Score	RPI	S	Opponent	Score	RPI	S	Opponent	Score	
19	H	Marquette	60 77	27	H	Villanova	55 63	55	A	Quinnipiac	36 62	101	N	Wright St.	74 69	
				29	H	DePaul	48 71	80	H	Penn. St.	51 60	127	A	Yale	55 51	
				37	A	St. John's (NY)	49 44	81	A	Butler	57 68	150	H	Georgetown	43 75	
				48	A	Creighton	56 73	90	H	Brown	59 64	158	A	Xavier	59 68	
								99	A	Seton Hall	56 65	172	N	Stetson	56 45	
												184	H	Boston College	63 55	
												189	A	Northeastern	98 95	
												203	H	Columbia	64 73	
												257	A	Sacred Heart	75 78	
												320	H	Rhode Island	65 41	
												344	N	Savannah St.	78 48	

LAST 12 Division I GAMES:																
				81	A	Butler	57 68	37	A	St. John's (NY)	49 44					
				158	A	Xavier	59 68	27	H	Villanova	55 63					
				48	A	Creighton	56 73	150	H	Georgetown	43 75					
				19	H	Marquette	60 77	184	H	Boston College	63 55					
				29	H	DePaul	48 71	257	A	Sacred Heart	75 78					
				99	A	Seton Hall	56 65	55	A	Quinnipiac	36 62					

Non-Div I Games:

Providence

Average RPI Win: 148

Average RPI Loss: 53

WON-LOST
RECORDWINNING
PCT. RANKLAST 10
GAMESSTRENGTH OF
SCHEDULEOPP. STRENGTH
OF SCHEDULETEAM
RPIADJ.
RPICONF.
RPIADJ CONF.
RPIDIV. I ONLY
DIV. I NON-CONF.13- 8
9- 5106
997- 3
4- 122
3248
11446
5646
563
43
4

TOTALS

RPI 1-25

RPI 26-50

W-L RECORDS

RPI 51-100

RPI 101-999

RPI 201+

13- 8

1- 1

2- 2

OVERALL

1- 5

9- 0

4- 0

9- 2

1- 0

0- 1

HOME

1- 1

7- 0

3- 0

3- 5

0- 1

2- 0

AWAY

0- 4

1- 0

1- 0

1- 1

0- 0

0- 1

NEUTRAL

0- 0

1- 0

0- 0

9- 5

0- 0

1- 2

NON-CONFERENCE

1- 3

7- 0

4- 0

6- 2

0- 0

0- 1

HOME

1- 1

5- 0

3- 0

2- 2

0- 0

1- 0

AWAY

0- 2

1- 0

1- 0

1- 1

0- 0

0- 1

NEUTRAL

0- 0

1- 0

0- 0

4- 3

1- 1

1- 0

CONFERENCE

0- 2

2- 0

0- 0

3- 0

1- 0

0- 0

HOME

0- 0

2- 0

0- 0

1- 3

0- 1

1- 0

AWAY

0- 2

0- 0

0- 0

0- 0

0- 0

0- 0

NEUTRAL

0- 0

0- 0

0- 0

RPI 1-25

RPI 26-50

Team's RPI: 46

RPI 51-100

RPI 101+

RPI	S	Opponent	Score
14	A	Rutgers	50 58
14	H	Rutgers	47 33

RPI	S	Opponent	Score
31	A	Iowa	76 70
33	H	Bail St.	60 66
38	A	Central Mich.	79 69
49	N	Southern Cali forni a	46 58

RPI	S	Opponent	Score
53	A	Georgi a Tech	55 68
56	A	Nebraska	51 75
65	H	Saint Mary's (CA)	70 60
66	A	Utah	68 81
72	A	Indi ana	54 72
78	H	Ohio	71 77

RPI	S	Opponent	Score
114	H	Mi ami (OH)	75 66
142	H	Lamar Uni versi ty	79 64
186	H	Northwestern	63 60
190	H	Wi sconsi n	57 35
197	N	Marist	61 47
202	H	Eastern Wash.	65 40
241	A	Hawai i	79 67
246	H	UT Martin	60 58
264	H	Val parai so	95 49

LAST 12 Division I GAMES:

56	A	Nebraska	51 75	14	A	Rutgers	50 58
186	H	Northwestern	63 60	65	H	Saint Mary's (CA)	70 60
31	A	Iowa	76 70	246	H	UT Martin	60 58
14	H	Rutgers	47 33	202	H	Eastern Wash.	65 40
72	A	Indi ana	54 72	78	H	Ohio	71 77
190	H	Wi sconsi n	57 35	264	H	Val parai so	95 49

Non-Div I Games:

Purdue

Loss,
 Non-Conf,
 S Site,
 H Home
A Away
 N Neutral

Average RPI	Win: 205	WON-LOST	WINNING	LAST 10	STRENGTH OF	OPP. STRENGTH	TEAM	ADJ.	CONF.	ADJ CONF.
Average RPI	Loss: 27	RECORD	PCT. RANK	GAMES	SCHEDULE	OF SCHEDULE	RPI	RPI	RPI	RPI
DIV. I ONLY	15- 5	44	10- 0	105	131	55	55	27	27	
DIV. I NON-CONF.	6- 5	153	1- 2	6	11	22	22	26	26	

TOTALS	RPI 1-25	RPI 26-50	W-L RECORDS	RPI 51-100	RPI 101-999	RPI 201+				
15- 5	0- 2	2- 3	OVERALL	1- 0	12- 0	8- 0				
9- 1	0- 0	1- 1	HOME	1- 0	7- 0	4- 0				
6- 3	0- 1	1- 2	AWAY	0- 0	5- 0	4- 0				
0- 1	0- 1	0- 0	NEUTRAL	0- 0	0- 0	0- 0				
6- 5	0- 2	2- 3	NON-CONFERENCE	1- 0	3- 0	1- 0				
3- 1	0- 0	1- 1	HOME	1- 0	1- 0	0- 0				
3- 3	0- 1	1- 2	AWAY	0- 0	2- 0	1- 0				
0- 1	0- 1	0- 0	NEUTRAL	0- 0	0- 0	0- 0				
9- 0	0- 0	0- 0	CONFERENCE	0- 0	9- 0	7- 0				
6- 0	0- 0	0- 0	HOME	0- 0	6- 0	4- 0				
3- 0	0- 0	0- 0	AWAY	0- 0	3- 0	3- 0				
0- 0	0- 0	0- 0	NEUTRAL	0- 0	0- 0	0- 0				

RPI 1-25				RPI 26-50				RPI 51-100 Team's RPI: 55				RPI 101+			
RPI	S	Opponent	Score	RPI	S	Opponent	Score	RPI	S	Opponent	Score	RPI	S	Opponent	Score
6	A	Ohio St.	63 95	31	A	Iowa	67 83	63	H	Dayton	72 66	181	H	Provi dence	62 36
11	N	Missouri	51 66	38	A	Central Mi ch.	84 70					185	A	Hampton	64 58
				39	H	Northern Colo.	60 49					197	H	Marist	62 56
				42	A	Michigan St.	55 74					201	H	Siena	68 54
				44	H	Princeton	46 60					207	H	Ni agara	77 61
												225	A	Ri chmond	81 65
												232	A	Manhattan	80 64
												267	H	Ri der	73 66
												277	H	Fairfi eld	77 45
												287	A	Monmouth	76 55
												337	A	Iona	74 38
												338	H	Saint Peter's	86 39

LAST 12 Division I GAMES:															
				277	H	Fairfi eld	77 45	207	H	Ni agara	77 61				
				287	A	Monmouth	76 55	232	A	Manhattan	80 64				
				267	H	Ri der	73 66	201	H	Siena	68 54				
				338	H	Saint Peter's	86 39	38	A	Central Mi ch.	84 70				
				197	H	Marist	62 56	42	A	Michigan St.	55 74				
				337	A	Iona	74 38	44	H	Princeton	46 60				

Non-Div I Games:

Qui nni pi ac

Average RPI Win:	275	WON-LOST	WINNING	LAST 10	STRENGTH OF	OPP. STRENGTH	TEAM	ADJ.	CONF.	ADJ CONF.
Average RPI Loss:	160	RECORD	PCT. RANK	GAMES	SCHEDULE	OF SCHEDULE	RPI	RPI	RPI	RPI
DIV. I ONLY	11- 6	93	7- 2	327	282	200	200	29	29	
DIV. I NON-CONF.	6- 4	122	3- 1	299	197	172	172	29	29	

TOTALS	RPI 1-25	RPI 26-50	W-L RECORDS	RPI 51-100	RPI 101-999	RPI 201+				
11- 6	0- 0	0- 1	OVERALL	0- 2	11- 3	10- 3				
6- 1	0- 0	0- 0	HOME	0- 0	6- 1	5- 1				
3- 4	0- 0	0- 0	AWAY	0- 0	3- 2	3- 2				
2- 1	0- 0	0- 1	NEUTRAL	0- 0	2- 0	2- 0				
6- 4	0- 0	0- 1	NON-CONFERENCE	0- 2	6- 1	6- 1				
3- 0	0- 0	0- 0	HOME	0- 0	3- 0	3- 0				
1- 3	0- 0	0- 0	AWAY	0- 2	1- 1	1- 1				
2- 1	0- 0	0- 1	NEUTRAL	0- 0	2- 0	2- 0				
5- 2	0- 0	0- 0	CONFERENCE	0- 0	5- 2	4- 2				
3- 1	0- 0	0- 0	HOME	0- 0	3- 1	2- 1				
2- 1	0- 0	0- 0	AWAY	0- 0	2- 1	2- 1				
0- 0	0- 0	0- 0	NEUTRAL	0- 0	0- 0	0- 0				

Radford

Radford

RPI 1-25				RPI 26-50				RPI 51-100				RPI 101+				Team's RPI: 200
RPI	S	Opponent	Score	RPI	S	Opponent	Score	RPI	S	Opponent	Score	RPI	S	Opponent	Score	
				35	N	West Virginia	55 75	71	A	Virginia Tech	42 68	119	H	High Point	50 47	
								85	A	North Carolina	46 79	212	A	Gardner-Webb	53 69	
												218	N	Abilene Christian	71 65	
												228	H	UNCG	56 53	
												247	H	UNC Asheville	56 67	
												259	H	Presbyterian	93 55	
												270	N	Towson	69 66	
												280	H	Appalachian St.	61 40	
												302	H	VCU	79 62	
												311	A	Western Caro.	27 39	
												326	A	Tennessee Tech	60 41	
												331	A	Charleston So.	61 56	
												343	H	Winthrop	78 52	
												348	A	Longwood	52 33	
LAST 12 Division I GAMES:																
				119	H	High Point	50 47	343	H	Winthrop	78 52					
				259	H	Presbyterian	93 55	270	N	Towson	69 66					
				348	A	Longwood	52 33	218	N	Abilene Christian	71 65					
				331	A	Charleston So.	61 56	35	N	West Virginia	55 75					
				247	H	UNC Asheville	56 67	302	H	VCU	79 62					
				212	A	Gardner-Webb	53 69	311	A	Western Caro.	27 39					

Non-Div I Games: UVa-Wise 75 43

Radford

Average RPI Win:	277	WON-LOST	WINNING	LAST 10	STRENGTH OF	OPP. STRENGTH	TEAM	ADJ.	CONF.	ADJ CONF.
Average RPI Loss:	156	RECORD	PCT. RANK	GAMES	SCHEDULE	OF SCHEDULE	RPI	RPI	RPI	RPI
DIV. I ONLY	3- 17	319	1- 8	244	165	320	320	13	13	
DIV. I NON-CONF.	2- 10	300	1- 2	232	236	319	319	11	11	

TOTALS	RPI 1-25	RPI 26-50	W-L RECORDS	RPI 51-100	RPI 101-999	RPI 201+				
3- 17	0- 0	0- 2	OVERALL	0- 3	3- 12	3- 5				
3- 5	0- 0	0- 1	HOME	0- 1	3- 3	3- 3				
0- 11	0- 0	0- 1	AWAY	0- 2	0- 8	0- 1				
0- 1	0- 0	0- 0	NEUTRAL	0- 0	0- 1	0- 1				
2- 10	0- 0	0- 2	NON-CONFERENCE	0- 0	2- 8	2- 2				
2- 2	0- 0	0- 1	HOME	0- 0	2- 1	2- 1				
0- 7	0- 0	0- 1	AWAY	0- 0	0- 6	0- 0				
0- 1	0- 0	0- 0	NEUTRAL	0- 0	0- 1	0- 1				
1- 7	0- 0	0- 0	CONFERENCE	0- 3	1- 4	1- 3				
1- 3	0- 0	0- 0	HOME	0- 1	1- 2	1- 2				
0- 4	0- 0	0- 0	AWAY	0- 2	0- 2	0- 1				
0- 0	0- 0	0- 0	NEUTRAL	0- 0	0- 0	0- 0				

RPI 1-25				RPI 26-50				RPI 51-100				RPI 101+				Team's RPI : 320	
RPI	S	Opponent	Score	RPI	S	Opponent	Score	RPI	S	Opponent	Score	RPI	S	Opponent	Score		
42	A	Michigan St.	38 82	63	A	Dayton	58 116	104	A	Dartmouth	54 70						
43	H	Minnesota	60 82	96	H	George Mason	53 92	105	A	Penn	66 84						
				100	A	George Washington	52 65	136	A	Jacksonville St.	53 63						
								151	A	Davidson	67 77						
								176	A	Samford	37 67						
								181	A	Providence	41 65						
								197	A	Marist	42 64						
								206	H	La Salle	72 63						
								221	H	Holy Cross	63 69						
								225	H	Richmond	53 74						
								237	A	St. Bonaventure	70 81						
								277	H	Fairfield	62 47						
								281	N	Bryant	52 58						
								302	H	VCU	49 61						
								349	H	UMass Lowell	81 64						
LAST 12 Division I GAMES:																	
100	A	George Washington	52 65	63	A	Dayton	58 116	225	H	Richmond	53 74						
206	H	La Salle	72 63	105	A	Penn	66 84	221	H	Holy Cross	63 69						
237	A	St. Bonaventure	70 81	277	H	Fairfield	62 47	42	A	Michigan St.	38 82						
96	H	George Mason	53 92														
302	H	VCU	49 61														
151	A	Davidson	67 77														

Non-Div I Games: Southern Conn. St. 57 62

Rhode Island

Average RPI Win:	264	WON-LOST	WINNING	LAST 10	STRENGTH OF	OPP. STRENGTH	TEAM	ADJ.	CONF.	ADJ CONF.
Average RPI Loss:	138	RECORD	PCT. RANK	GAMES	SCHEDULE	OF SCHEDULE	RPI	RPI	RPI	RPI
DIV. I ONLY	14- 3	24	9- 1	343	195	126	126	18	18	
DIV. I NON-CONF.	10- 2	33	5- 2	339	231	139	139	19	19	

TOTALS	RPI 1-25	RPI 26-50	W-L RECORDS	RPI 51-100	RPI 101-999	RPI 201+				
14- 3	0- 1	0- 0	OVERALL	0- 0	14- 2	11- 1				
6- 0	0- 0	0- 0	HOME	0- 0	6- 0	5- 0				
8- 3	0- 1	0- 0	AWAY	0- 0	8- 2	6- 1				
0- 0	0- 0	0- 0	NEUTRAL	0- 0	0- 0	0- 0				
10- 2	0- 1	0- 0	NON-CONFERENCE	0- 0	10- 1	9- 0				
5- 0	0- 0	0- 0	HOME	0- 0	5- 0	4- 0				
5- 2	0- 1	0- 0	AWAY	0- 0	5- 1	5- 0				
0- 0	0- 0	0- 0	NEUTRAL	0- 0	0- 0	0- 0				
4- 1	0- 0	0- 0	CONFERENCE	0- 0	4- 1	2- 1				
1- 0	0- 0	0- 0	HOME	0- 0	1- 0	1- 0				
3- 1	0- 0	0- 0	AWAY	0- 0	3- 1	1- 1				
0- 0	0- 0	0- 0	NEUTRAL	0- 0	0- 0	0- 0				

RPI 1-25				RPI 26-50				RPI 51-100				RPI 101+ Team's RPI: 126			
RPI	S	Opponent	Score	RPI	S	Opponent	Score	RPI	S	Opponent	Score	RPI	S	Opponent	Score
15	A	Texas A&M	76 82									122	A	Kansas	65 73
												129	H	Little Rock	58 51
												193	A	Charlotte	62 55
												199	A	Fla. Atlantic	67 53
												203	H	Columbia	67 44
												219	A	North Texas	50 49
												265	A	A&M-Corpus Christi	67 56
												278	A	FIU	58 68
												279	A	Grand Canyon	69 59
												295	A	Prairie View	88 68
												297	H	Incarnate Word	60 43
												313	H	UTSA	83 52
												322	H	Houston Baptist	67 45
												325	A	Northern Ariz.	88 83
												330	A	Sam Houston St.	79 50
												332	H	La.-Monroe	63 47
LAST 12 Division I GAMES:															
193	A	Charlotte	62 55	295	A	Prairie View	88 68	265	A	A&M-Corpus Christi	67 56				
278	A	FIU	58 68	332	H	La.-Monroe	63 47	297	H	Incarnate Word	60 43				
199	A	Fla. Atlantic	67 53	15	A	Texas A&M	76 82	122	A	Kansas	65 73				
313	H	UTSA	83 52												
219	A	North Texas	50 49												
203	H	Columbia	67 44												

Non-Div I Games:

Rice

R
i
c
h
m
o
n
d

Ri chmond				Through Games Of Jan. 24, 2018							
Average RPI	Win:	274	WON-LOST	WINNING	LAST 10	STRENGTH OF	OPP. STRENGTH	TEAM	ADJ.	CONF.	ADJ CONF.
Average RPI	Loss:	123	RECORD	PCT. RANK	GAMES	SCHEDULE	OF SCHEDULE	RPI	RPI	RPI	RPI
DIV. I ONLY			7- 14	259	2- 8	149	217	225	225	13	13
DIV. I NON-CONF.			5- 8	220	0- 4	167	303	216	216	11	11

TOTALS		RPI 1-25		RPI 26-50		W-L RECORDS	RPI 51-100	RPI 101-999		RPI 201+	
7- 14		0- 0		0- 0		OVERALL	0- 5	7- 9		7- 0	
1- 8		0- 0		0- 0		HOME	0- 4	1- 4		1- 0	
5- 3		0- 0		0- 0		AWAY	0- 0	5- 0		5- 0	
1- 3		0- 0		0- 0		NEUTRAL	0- 0	1- 3		1- 0	
5- 8		0- 0		0- 0		NON-CONFERENCE	0- 2	5- 6		5- 0	
0- 4		0- 0		0- 0		HOME	0- 2	0- 2		0- 0	
4- 1		0- 0		0- 0		AWAY	0- 0	4- 1		4- 0	
1- 3		0- 0		0- 0		NEUTRAL	0- 0	1- 3		1- 0	
2- 6		0- 0		0- 0		CONFERENCE	0- 3	2- 3		2- 0	
1- 4		0- 0		0- 0		HOME	0- 2	1- 2		1- 0	
1- 2		0- 0		0- 0		AWAY	0- 1	1- 1		1- 0	
0- 0		0- 0		0- 0		NEUTRAL	0- 0	0- 0		0- 0	

R
i
c
h
m
o
n
d

RPI 1-25				RPI 26-50				RPI 51-100				RPI 101+				Team's RPI: 225	
RPI	S	Opponent	Score	RPI	S	Opponent	Score	RPI	S	Opponent	Score	RPI	S	Opponent	Score		
								55	H	Qui nni pi ac	65 81	101	N	Wright St.	69 85		
								63	H	Dayton	59 66	102	H	Wake Forest	81 85		
								74	H	Fordham	38 43	116	H	Saint Louis	61 79		
								87	H	Navy	56 76	146	H	William & Mary	64 78		
								96	A	George Mason	56 77	151	H	Davi dson	65 68		
												166	A	Saint Joseph' s	72 81		
												172	A	Stetson	67 72		
												192	N	Flori da	80 87		
												198	N	Bethune-Cookman	50 63		
												203	A	Col umbi a	85 79		
												206	H	La Salle	77 51		
												244	A	East Caroli na	65 64		
												277	A	Fai rfi eld	72 67		
												320	A	Rhode Isl and	74 53		
												323	A	Ol d Domi ni on	54 45		
												344	N	Savannah St.	100 63		
LAST 12 Di vi si on I GAMES:																	
				63	H	Dayton	59 66	116	H	Saint Louis	61 79						
				74	H	Fordham	38 43	320	A	Rhode Isl and	74 53						
				96	A	George Mason	56 77	198	N	Bethune-Cookman	50 63						
				151	H	Davi dson	65 68	172	A	Stetson	67 72						
				166	A	Saint Joseph' s	72 81	87	H	Navy	56 76						
				206	H	La Salle	77 51	55	H	Qui nni pi ac	65 81						

Non-Di v I Games:

Ri chmond

Average RPI Win:	280	WON-LOST	WINNING	LAST 10	STRENGTH OF	OPP. STRENGTH	TEAM	ADJ.	CONF.	ADJ CONF.
Average RPI Loss:	177	RECORD	PCT. RANK	GAMES	SCHEDULE	OF SCHEDULE	RPI	RPI	RPI	RPI
DIV. I ONLY	7- 12	249	5- 5	284	304	267	267	27	27	
DIV. I NON-CONF.	3- 8	268	2- 2	276	292	287	287	26	26	

TOTALS	RPI 1-25	RPI 26-50	W-L RECORDS	RPI 51-100	RPI 101-999	RPI 201+				
7- 12	0- 0	0- 0	OVERALL	0- 3	7- 9	7- 4				
3- 5	0- 0	0- 0	HOME	0- 0	3- 5	3- 1				
4- 6	0- 0	0- 0	AWAY	0- 3	4- 3	4- 2				
0- 1	0- 0	0- 0	NEUTRAL	0- 0	0- 1	0- 1				
3- 8	0- 0	0- 0	NON-CONFERENCE	0- 2	3- 6	3- 4				
1- 3	0- 0	0- 0	HOME	0- 0	1- 3	1- 1				
2- 4	0- 0	0- 0	AWAY	0- 2	2- 2	2- 2				
0- 1	0- 0	0- 0	NEUTRAL	0- 0	0- 1	0- 1				
4- 4	0- 0	0- 0	CONFERENCE	0- 1	4- 3	4- 0				
2- 2	0- 0	0- 0	HOME	0- 0	2- 2	2- 0				
2- 2	0- 0	0- 0	AWAY	0- 1	2- 1	2- 0				
0- 0	0- 0	0- 0	NEUTRAL	0- 0	0- 0	0- 0				

R
i
d
e
rR
i
d
e
r

RPI 1-25				RPI 26-50				RPI 51-100				RPI 101+				Team's RPI: 267	
RPI	S	Opponent	Score	RPI	S	Opponent	Score	RPI	S	Opponent	Score	RPI	S	Opponent	Score		
								55	A	Quinnipiac	66	73	160	H	Bucknell	71	76
								87	A	Navy	44	63	175	H	Binghamton	54	76
								99	A	Seton Hall	49	85	197	A	Marist	67	68
												197	H	Marist	69	80	
												201	H	Siena	67	71	
												206	A	La Salle	76	55	
												207	H	Niagara	65	58	
												220	A	Lafayette	45	60	
												221	H	Holy Cross	56	83	
												244	N	East Carolina	63	66	
												262	A	Mt. St. Mary's	78	82	
												277	A	Fairfield	61	45	
												294	H	Vermont	64	49	
												298	H	Canisius	70	54	
												338	A	Saint Peter's	57	52	
												340	A	NJIT	79	64	

LAST 12 Division I GAMES:																	
				197	A	Marist	67	68	201	H	Siena	67	71				
				207	H	Niagara	65	58	197	H	Marist	69	80				
				55	A	Quinnipiac	66	73	175	H	Binghamton	54	76				
				277	A	Fairfield	61	45	340	A	NJIT	79	64				
				298	H	Canisius	70	54	262	A	Mt. St. Mary's	78	82				
				338	A	Saint Peter's	57	52	206	A	La Salle	76	55				

Non-Di v I Games:

Ri der

Average RPI Win:	252	WON-LOST	WINNING	LAST 10	STRENGTH OF	OPP. STRENGTH	TEAM	ADJ.	CONF.	ADJ CONF.
Average RPI Loss:	112	RECORD	PCT. RANK	GAMES	SCHEDULE	OF SCHEDULE	RPI	RPI	RPI	RPI
DIV. I ONLY	13- 4	40	8- 1	308	225	145	145	28	28	
DIV. I NON-CONF.	6- 4	122	3- 1	319	100	218	218	28	28	

TOTALS	RPI 1-25	RPI 26-50	W-L RECORDS	RPI 51-100	RPI 101-999	RPI 201+				
13- 4	0- 0	0- 1	OVERALL	0- 0	13- 3	11- 0				
6- 2	0- 0	0- 0	HOME	0- 0	6- 2	5- 0				
7- 1	0- 0	0- 1	AWAY	0- 0	7- 0	6- 0				
0- 1	0- 0	0- 0	NEUTRAL	0- 0	0- 1	0- 0				
6- 4	0- 0	0- 1	NON-CONFERENCE	0- 0	6- 3	5- 0				
3- 2	0- 0	0- 0	HOME	0- 0	3- 2	3- 0				
3- 1	0- 0	0- 1	AWAY	0- 0	3- 0	2- 0				
0- 1	0- 0	0- 0	NEUTRAL	0- 0	0- 1	0- 0				
7- 0	0- 0	0- 0	CONFERENCE	0- 0	7- 0	6- 0				
3- 0	0- 0	0- 0	HOME	0- 0	3- 0	2- 0				
4- 0	0- 0	0- 0	AWAY	0- 0	4- 0	4- 0				
0- 0	0- 0	0- 0	NEUTRAL	0- 0	0- 0	0- 0				

RPI 1-25				RPI 26-50				RPI 51-100				RPI 101+ Team's RPI: 145			
RPI	S	Opponent	Score	RPI	S	Opponent	Score	RPI	S	Opponent	Score	RPI	S	Opponent	Score
				42	A	Michigan St.	58 100					106	H	Kent St.	31 46
												125	H	Bowling Green	62 64
												149	H	Saint Francis (PA)	63 62
												171	A	Cal Poly	66 50
												174	N	San Francisco	45 57
												220	H	Lafayette	63 42
												236	H	Youngstown St.	84 52
												251	H	LIU Brooklyn	60 53
												257	A	Sacred Heart	91 57
												258	A	Northern Ky.	59 50
												262	A	Mt. St. Mary's	77 68
												276	H	St. Francis Brooklyn	59 36
												287	H	Monmouth	56 38
												289	A	Fairleigh Dickinson	77 68
												304	A	Delaware St.	65 42
												319	A	Wagner	58 52
LAST 12 Division I GAMES:															
262	A	Mt. St. Mary's	77 68	289	A	Fairleigh Dickinson	77 68								
319	A	Wagner	58 52	106	H	Kent St.	31 46								
149	H	Saint Francis (PA)	63 62	220	H	Lafayette	63 42								
276	H	St. Francis Brooklyn	59 36	304	A	Delaware St.	65 42								
251	H	LIU Brooklyn	60 53	287	H	Monmouth	56 38								
257	A	Sacred Heart	91 57	236	H	Youngstown St.	84 52								

Non-Div I Games: Clarion 67 60

Robert Morris

Average RPI Win: 103

Average RPI Loss: 54

WON-LOST
RECORDWINNING
PCT. RANKLAST 10
GAMESSTRENGTH OF
SCHEDULEOPP. STRENGTH
OF SCHEDULETEAM
RPIADJ.
RPICONF.
RPIADJ CONF.
RPIDIV. I ONLY
DIV. I NON-CONF.17- 5
12- 239
227- 3
4- 016
1922
2714
1014
103
43
4

TOTALS

RPI 1-25

RPI 26-50

W-L RECORDS

RPI 51-100

RPI 101-999

RPI 201+

17- 5

1- 1

6- 1

OVERALL

4- 3

6- 0

1- 0

12- 1

1- 0

5- 0

HOME

2- 1

4- 0

1- 0

4- 2

0- 0

1- 1

AWAY

1- 1

2- 0

0- 0

1- 2

0- 1

0- 0

NEUTRAL

1- 1

0- 0

0- 0

12- 2

1- 1

3- 0

NON-CONFERENCE

3- 1

5- 0

1- 0

8- 0

1- 0

3- 0

HOME

1- 0

3- 0

1- 0

3- 0

0- 0

0- 0

AWAY

1- 0

2- 0

0- 0

1- 2

0- 1

0- 0

NEUTRAL

1- 1

0- 0

0- 0

5- 3

0- 0

3- 1

CONFERENCE

1- 2

1- 0

0- 0

4- 1

0- 0

2- 0

HOME

1- 1

1- 0

0- 0

1- 2

0- 0

1- 1

AWAY

0- 1

0- 0

0- 0

0- 0

0- 0

0- 0

NEUTRAL

0- 0

0- 0

0- 0

RPI 1-25

Team's RPI: 14

RPI 26-50

RPI 51-100

RPI 101+

RPI	S	Opponent	Score
18	H	NC State	57 53
21	N	South Carolina	68 78

RPI	S	Opponent	Score
36	H	Virginia	52 43
42	A	Michigan St.	61 58
43	H	Minnesota	80 70
44	H	Princeton	70 50
45	H	Houston	75 57
46	A	Purdue	33 47
46	H	Purdue	58 50

RPI	S	Opponent	Score
56	H	Nebraska	42 52
69	N	Washington St.	60 63
80	A	Penn St.	67 70
80	H	Penn St.	70 65
86	A	James Madison	76 63
91	N	Western Mich.	75 64
99	H	Seton Hall	70 45

RPI	S	Opponent	Score
102	H	Wake Forest	65 51
165	H	Illinois	76 37
173	A	Temple	84 67
193	A	Charlotte	77 54
201	H	Siena	59 47
289	H	Fairleigh Dickinson	101 35

LAST 12 Division I GAMES:

56	H	Nebraska	42 52	42	A	Michigan St.	61 58
80	A	Penn St.	67 70	46	H	Purdue	58 50
43	H	Minnesota	80 70	45	H	Houston	75 57
46	A	Purdue	33 47	44	H	Princeton	70 50
80	H	Penn St.	70 65	289	H	Fairleigh Dickinson	101 35
165	H	Illinois	76 37	99	H	Seton Hall	70 45

R
u
t
g
e
r
sR
u
t
g
e
r
s

Non-Div I Games:

Rutgers

Average RPI Win:	242	WON-LOST	WINNING	LAST 10	STRENGTH OF	OPP. STRENGTH	TEAM	ADJ.	CONF.	ADJ CONF.
Average RPI Loss:	180	RECORD	PCT. RANK	GAMES	SCHEDULE	OF SCHEDULE	RPI	RPI	RPI	RPI
DIV. I ONLY	11- 3	37	7- 1	318	246	112	112	25	25	
DIV. I NON-CONF.	4- 3	143	1- 2	290	274	178	178	25	25	

TOTALS	RPI 1-25	RPI 26-50	W-L RECORDS	RPI 51-100	RPI 101-999	RPI 201+				
11- 3	0- 0	0- 0	OVERALL	2- 1	9- 2	8- 2				
6- 0	0- 0	0- 0	HOME	2- 0	4- 0	4- 0				
3- 3	0- 0	0- 0	AWAY	0- 1	3- 2	2- 2				
2- 0	0- 0	0- 0	NEUTRAL	0- 0	2- 0	2- 0				
4- 3	0- 0	0- 0	NON-CONFERENCE	1- 1	3- 2	3- 2				
2- 0	0- 0	0- 0	HOME	1- 0	1- 0	1- 0				
0- 3	0- 0	0- 0	AWAY	0- 1	0- 2	0- 2				
2- 0	0- 0	0- 0	NEUTRAL	0- 0	2- 0	2- 0				
7- 0	0- 0	0- 0	CONFERENCE	1- 0	6- 0	5- 0				
4- 0	0- 0	0- 0	HOME	1- 0	3- 0	3- 0				
3- 0	0- 0	0- 0	AWAY	0- 0	3- 0	2- 0				
0- 0	0- 0	0- 0	NEUTRAL	0- 0	0- 0	0- 0				

S
F
AS
F
A

RPI 1-25				RPI 26-50				RPI 51-100				RPI 101+				Team's RPI: 112
RPI	S	Opponent	Score	RPI	S	Opponent	Score	RPI	S	Opponent	Score	RPI	S	Opponent	Score	
								76	A	Kansas St.	49 74	182	A	New Orleans	74 67	
								94	H	South Dakota	77 55	218	H	Abilene Christian	66 55	
								95	H	Central Ark.	59 46	222	A	Montana St.	54 59	
												243	A	Montana	52 60	
												260	A	Nicholls St.	86 73	
												272	N	Alcorn	83 79	
												297	H	Incarinate Word	60 49	
												305	H	Coppin St.	72 59	
												310	H	Southeastern La.	79 67	
												316	N	Alabama St.	77 50	
												318	A	Northwestern St.	70 62	
LAST 12 Division I GAMES:																
				95	H	Central Ark.	59 46	310	H	Southeastern La.	79 67					
				218	H	Abilene Christian	66 55	222	A	Montana St.	54 59					
				297	H	Incarinate Word	60 49	243	A	Montana	52 60					
				182	A	New Orleans	74 67	94	H	South Dakota	77 55					
				318	A	Northwestern St.	70 62	272	N	Alcorn	83 79					
				260	A	Nicholls St.	86 73	316	N	Alabama St.	77 50					

Non-Div I Games: Howard Payne 105 35 Central Baptist 97 34 Tex. A&M-Commerce 83 61 Cent. Christian (KS) 105 32 SFA

**S
I
U
E**

S
I
U
E

SI UE

SMU				Through Games Of Jan. 24, 2018							
Average RPI Win:		239	WON-LOST RECORD	WINNING PCT. RANK	LAST 10 GAMES	STRENGTH OF SCHEDULE	OPP. STRENGTH OF SCHEDULE	TEAM RPI	ADJ. RPI	CONF. RPI	ADJ CONF. RPI
Average RPI Loss:		104									
DIV. I ONLY		7- 13	255	3- 7	95	128	216	216	8	8	
DIV. I NON-CONF.		6- 7	184	3- 2	124	174	165	165	7	7	

TOTALS		RPI 1-25	RPI 26-50		W-L RECORDS		RPI 51-100	RPI 101-999	RPI 201+		
7- 13		0- 1	0- 4		OVERALL		0- 2	7- 6	6- 1		
6- 4		0- 0	0- 2		HOME		0- 1	6- 1	5- 0		
0- 9		0- 1	0- 2		AWAY		0- 1	0- 5	0- 1		
1- 0		0- 0	0- 0		NEUTRAL		0- 0	1- 0	1- 0		
6- 7		0- 1	0- 1		NON-CONFERENCE		0- 2	6- 3	5- 1		
5- 1		0- 0	0- 0		HOME		0- 1	5- 0	4- 0		
0- 6		0- 1	0- 1		AWAY		0- 1	0- 3	0- 1		
1- 0		0- 0	0- 0		NEUTRAL		0- 0	1- 0	1- 0		
1- 6		0- 0	0- 3		CONFERENCE		0- 0	1- 3	1- 0		
1- 3		0- 0	0- 2		HOME		0- 0	1- 1	1- 0		
0- 3		0- 0	0- 1		AWAY		0- 0	0- 2	0- 0		
0- 0		0- 0	0- 0		NEUTRAL		0- 0	0- 0	0- 0		

RPI 1-25				RPI 26-50				RPI 51-100				RPI 101+ Team's RPI: 216			
RPI	S	Opponent	Score	RPI	S	Opponent	Score	RPI	S	Opponent	Score	RPI	S	Opponent	Score
15	A	Texas A&M	57 79	34	A	Oklahoma	75 87	61	H	TCU	58 64	139	H	Cincinnati	40 58
				45	H	Houston	75 85	73	A	Alabama	44 59	153	A	Wichita St.	43 66
				50	A	UCF	43 58					164	A	Nevada	72 80
				50	H	UCF	42 60					168	H	Loyola Marymount	63 60
												173	A	Temple	52 55
												179	A	UT Arlington	55 58
												218	H	Abilene Christian	65 44
												219	A	North Texas	40 47
												233	N	UC Riverside	73 51
												244	H	East Carolina	65 51
												260	H	Nicholls St.	68 61
												263	H	CSU Bakersfield	41 29
												290	H	McNeese	65 59

LAST 12 Division I GAMES:															
139	H	Cincinnati	40 58	45	H	Houston	75 85	15	A	Texas A&M	57 79	290	H	McNeese	65 59
50	A	UCF	43 58	15	A	Texas A&M	57 79	168	H	Loyola Marymount	63 60	73	A	Alabama	44 59
153	A	Wichita St.	43 66	290	H	McNeese	65 59	73	A	Alabama	44 59	263	H	CSU Bakersfield	41 29
244	H	East Carolina	65 51	168	H	Loyola Marymount	63 60								
173	A	Temple	52 55	73	A	Alabama	44 59								
50	H	UCF	42 60	263	H	CSU Bakersfield	41 29								

Non-Div I Games:

SMU

Average RPI Win:	222	WON-LOST	WINNING	LAST 10	STRENGTH OF	OPP. STRENGTH	TEAM	ADJ.	CONF.	ADJ CONF.
Average RPI Loss:	141	RECORD	PCT. RANK	GAMES	SCHEDULE	OF SCHEDULE	RPI	RPI	RPI	RPI
DIV. I ONLY	2- 15	327	1- 9	77	187	271	271	19	19	
DIV. I NON-CONF.	1- 9	318	0- 4	50	107	240	240	15	15	

TOTALS	RPI 1-25	RPI 26-50	W-L RECORDS	RPI 51-100	RPI 101-999	RPI 201+				
2- 15	0- 0	0- 2	OVERALL	0- 2	2- 11	2- 4				
1- 3	0- 0	0- 0	HOME	0- 0	1- 3	1- 1				
0- 10	0- 0	0- 2	AWAY	0- 1	0- 7	0- 3				
1- 2	0- 0	0- 0	NEUTRAL	0- 1	1- 1	1- 0				
1- 9	0- 0	0- 2	NON-CONFERENCE	0- 2	1- 5	1- 1				
0- 0	0- 0	0- 0	HOME	0- 0	0- 0	0- 0				
0- 7	0- 0	0- 2	AWAY	0- 1	0- 4	0- 1				
1- 2	0- 0	0- 0	NEUTRAL	0- 1	1- 1	1- 0				
1- 6	0- 0	0- 0	CONFERENCE	0- 0	1- 6	1- 3				
1- 3	0- 0	0- 0	HOME	0- 0	1- 3	1- 1				
0- 3	0- 0	0- 0	AWAY	0- 0	0- 3	0- 2				
0- 0	0- 0	0- 0	NEUTRAL	0- 0	0- 0	0- 0				

RPI 1-25				RPI 26-50				RPI 51-100				RPI 101+				Team's RPI: 271	
RPI	S	Opponent	Score	RPI	S	Opponent	Score	RPI	S	Opponent	Score	RPI	S	Opponent	Score		
				32	A	Ari zona St.	58 106	54	A	UC Davi s	72 79	113	A	Kentucky	70 101		
				35	A	West Vi rgi ni a	47 101	62	N	Mi ami (FL)	56 82	140	H	Weber St.	56 78		
												143	H	Idaho St.	71 85		
												144	A	Portland St.	73 74		
												147	N	Northern Ill.	75 84		
												164	A	Nevada	68 95		
												174	A	San Franci sco	76 90		
												202	H	Eastern Wash.	72 83		
												211	H	Idaho	79 64		
												222	A	Montana St.	50 85		
												233	N	UC Ri versi de	99 72		
												234	A	Morehead St.	71 75		
												243	A	Montana	59 68		
LAST 12 Di vi si on I GAMES:																	
				143	H	Idaho St.	71 85	144	A	Portland St.	73 74						
				140	H	Weber St.	56 78	147	N	Northern Ill.	75 84						
				222	A	Montana St.	50 85	62	N	Mi ami (FL)	56 82						
				243	A	Montana	59 68	174	A	San Franci sco	76 90						
				202	H	Eastern Wash.	72 83	54	A	UC Davi s	72 79						
				211	H	Idaho	79 64	233	N	UC Ri versi de	99 72						

Non-Div I Games: Antelope Valley 95 62

Sacramento St.

Average RPI Win:	251	WON-LOST	WINNING	LAST 10	STRENGTH OF	OPP. STRENGTH	TEAM	ADJ.	CONF.	ADJ CONF.
Average RPI Loss:	186	RECORD	PCT. RANK	GAMES	SCHEDULE	OF SCHEDULE	RPI	RPI	RPI	RPI
DIV. I ONLY	6- 12	259	3- 7	223	312	257	257	28	28	
DIV. I NON-CONF.	4- 7	226	2- 3	132	289	224	224	28	28	

TOTALS	RPI 1-25	RPI 26-50	W-L RECORDS	RPI 51-100	RPI 101-999	RPI 201+				
6- 12	0- 1	0- 0	OVERALL	0- 2	6- 9	4- 5				
3- 5	0- 0	0- 0	HOME	0- 0	3- 5	1- 2				
3- 7	0- 1	0- 0	AWAY	0- 2	3- 4	3- 3				
0- 0	0- 0	0- 0	NEUTRAL	0- 0	0- 0	0- 0				
4- 7	0- 1	0- 0	NON-CONFERENCE	0- 2	4- 4	2- 2				
3- 2	0- 0	0- 0	HOME	0- 0	3- 2	1- 1				
1- 5	0- 1	0- 0	AWAY	0- 2	1- 2	1- 1				
0- 0	0- 0	0- 0	NEUTRAL	0- 0	0- 0	0- 0				
2- 5	0- 0	0- 0	CONFERENCE	0- 0	2- 5	2- 3				
0- 3	0- 0	0- 0	HOME	0- 0	0- 3	0- 1				
2- 2	0- 0	0- 0	AWAY	0- 0	2- 2	2- 2				
0- 0	0- 0	0- 0	NEUTRAL	0- 0	0- 0	0- 0				

RPI 1-25				RPI 26-50				RPI 51-100				RPI 101+ Team's RPI: 257			
RPI	S	Opponent	Score	RPI	S	Opponent	Score	RPI	S	Opponent	Score	RPI	S	Opponent	Score
4	A	Florida St.	52 101					88	A	Harvard	62 70	145	H	Robert Morris	57 91
								90	A	Brown	77 102	149	H	Saint Francis (PA)	48 89
												163	H	New Hampshire	47 74
												178	H	Lehigh	65 55
												181	H	Providence	78 75
												201	A	Siena	57 62
												215	H	Hofstra	81 86
												232	H	Manhattan	65 61
												262	A	Mt. St. Mary's	82 52
												281	H	Bryant	73 81
												287	A	Monmouth	64 69
												289	A	Fairleigh Dickinson	59 69
												314	A	Central Conn. St.	59 69
												319	A	Wagner	72 55
												334	A	Florida A&M	73 68
LAST 12 Division I GAMES:															
289	A	Fairleigh Dickinson	59 69	149	H	Saint Francis (PA)	48 89								
281	H	Bryant	73 81	163	H	New Hampshire	47 74								
314	A	Central Conn. St.	59 69	201	A	Siena	57 62								
319	A	Wagner	72 55	181	H	Providence	78 75								
262	A	Mt. St. Mary's	82 52	90	A	Brown	77 102								
145	H	Robert Morris	57 91	178	H	Lehigh	65 55								

Non-Div I Games:

Sacred Heart

Average RPI Win:	267	WON-LOST	WINNING	LAST 10	STRENGTH OF	OPP. STRENGTH	TEAM	ADJ.	CONF.	ADJ CONF.
Average RPI Loss:	133	RECORD	PCT. RANK	GAMES	SCHEDULE	OF SCHEDULE	RPI	RPI	RPI	RPI
DIV. I ONLY	10- 8	136	7- 3	222	290	149	149	28	28	
DIV. I NON-CONF.	4- 7	226	2- 3	198	187	205	205	28	28	

TOTALS	RPI 1-25	RPI 26-50	W-L RECORDS	RPI 51-100	RPI 101-999	RPI 201+				
10- 8	0- 0	0- 0	OVERALL	0- 3	10- 5	9- 2				
4- 1	0- 0	0- 0	HOME	0- 0	4- 1	4- 0				
5- 6	0- 0	0- 0	AWAY	0- 3	5- 2	4- 0				
1- 1	0- 0	0- 0	NEUTRAL	0- 0	1- 1	1- 1				
4- 7	0- 0	0- 0	NON-CONFERENCE	0- 3	4- 4	3- 2				
1- 1	0- 0	0- 0	HOME	0- 0	1- 1	1- 0				
2- 5	0- 0	0- 0	AWAY	0- 3	2- 2	1- 1				
1- 1	0- 0	0- 0	NEUTRAL	0- 0	1- 1	1- 1				
6- 1	0- 0	0- 0	CONFERENCE	0- 0	6- 1	6- 0				
3- 0	0- 0	0- 0	HOME	0- 0	3- 0	3- 0				
3- 1	0- 0	0- 0	AWAY	0- 0	3- 1	3- 0				
0- 0	0- 0	0- 0	NEUTRAL	0- 0	0- 0	0- 0				

RPI 1-25				RPI 26-50				RPI 51-100				RPI 101+				Team's RPI: 149
RPI	S	Opponent	Score	RPI	S	Opponent	Score	RPI	S	Opponent	Score	RPI	S	Opponent	Score	
								58	A	Gonzaga	74 97	139	A	Cincinnati	77 73	
								59	A	Duquesne	68 87	145	A	Robert Morris	62 63	
								67	A	Toledo	66 74	146	H	William & Mary	86 92	
												180	A	Boise St.	59 87	
												203	A	Columbia	81 94	
												205	N	Southeast Mo. St.	50 82	
												236	H	Youngstown St.	79 65	
												251	H	LIU Brooklyn	101 71	
												257	A	Sacred Heart	89 48	
												262	H	Mt. St. Mary's	92 88	
												276	H	St. Francis Brooklyn	90 75	
												289	A	Fairleigh Dickinson	80 56	
												319	A	Wagner	79 76	
												321	A	Portland	106 101	
												323	N	Old Dominion	79 68	
LAST 12 Division I GAMES:																
				319	A	Wagner	79 76	257	A	Sacred Heart	89 48					
				262	H	Mt. St. Mary's	92 88	180	A	Boise St.	59 87					
				145	A	Robert Morris	62 63	321	A	Portland	106 101					
				251	H	LIU Brooklyn	101 71	58	A	Gonzaga	74 97					
				276	H	St. Francis Brooklyn	90 75	236	H	Youngstown St.	79 65					
				289	A	Fairleigh Dickinson	80 56	203	A	Columbia	81 94					

Non-Div I Games: Seton Hill 103 71

Saint Francis (PA)

Average RPI Win:	244	WON-LOST	WINNING	LAST 10	STRENGTH OF	OPP. STRENGTH	TEAM	ADJ.	CONF.	ADJ CONF.
Average RPI Loss:	110	RECORD	PCT. RANK	GAMES	SCHEDULE	OF SCHEDULE	RPI	RPI	RPI	RPI
DIV. I ONLY	9- 10	191	4- 6	145	192	166	166	13	13	
DIV. I NON-CONF.	5- 7	212	0- 5	147	200	169	169	11	11	

TOTALS	RPI 1-25	RPI 26-50	W-L RECORDS	RPI 51-100	RPI 101-999	RPI 201+				
9- 10	0- 0	0- 3	OVERALL	1- 2	8- 5	7- 1				
4- 4	0- 0	0- 1	HOME	0- 2	4- 1	4- 0				
5- 5	0- 0	0- 1	AWAY	1- 0	4- 4	3- 1				
0- 1	0- 0	0- 1	NEUTRAL	0- 0	0- 0	0- 0				
5- 7	0- 0	0- 3	NON-CONFERENCE	1- 0	4- 4	3- 1				
2- 2	0- 0	0- 1	HOME	0- 0	2- 1	2- 0				
3- 4	0- 0	0- 1	AWAY	1- 0	2- 3	1- 1				
0- 1	0- 0	0- 1	NEUTRAL	0- 0	0- 0	0- 0				
4- 3	0- 0	0- 0	CONFERENCE	0- 2	4- 1	4- 0				
2- 2	0- 0	0- 0	HOME	0- 2	2- 0	2- 0				
2- 1	0- 0	0- 0	AWAY	0- 0	2- 1	2- 0				
0- 0	0- 0	0- 0	NEUTRAL	0- 0	0- 0	0- 0				

RPI 1-25				RPI 26-50				RPI 51-100				RPI 101+ Team's RPI: 166			
RPI	S	Opponent	Score	RPI	S	Opponent	Score	RPI	S	Opponent	Score	RPI	S	Opponent	Score
27	A	Villanova	44 79	27	A	Villanova	44 79	59	H	Duquesne	42 61	105	H	Penn	50 57
44	N	Princeton	54 63	44	N	Princeton	54 63	63	H	Dayton	59 65	116	A	Saint Louis	73 96
47	H	Drexel	58 65	47	H	Drexel	58 65	86	A	James Madison	73 66	160	A	Bucknell	77 53
												173	A	Temple	66 69
												192	A	Florida	51 71
												207	A	Niagara	93 69
												225	H	Richmond	81 72
												237	A	St. Bonaventure	70 64
												270	A	Towson	66 90
												296	A	Massachusetts	84 79
												302	H	VCU	79 41
												338	H	Saint Peter's	87 58
												342	H	Eastern Ill.	80 62
LAST 12 Division I GAMES:															
59	H	Duquesne	42 61	59	H	Duquesne	42 61	302	H	VCU	79 41	302	H	VCU	79 41
116	A	Saint Louis	73 96	116	A	Saint Louis	73 96	192	A	Florida	51 71	192	A	Florida	51 71
296	A	Massachusetts	84 79	296	A	Massachusetts	84 79	44	N	Princeton	54 63	44	N	Princeton	54 63
225	H	Richmond	81 72	225	H	Richmond	81 72	47	H	Drexel	58 65	47	H	Drexel	58 65
63	H	Dayton	59 65	63	H	Dayton	59 65	105	H	Penn	50 57	105	H	Penn	50 57
237	A	St. Bonaventure	70 64	237	A	St. Bonaventure	70 64	270	A	Towson	66 90	270	A	Towson	66 90

Non-Div I Games:

Saint Joseph's

Average RPI Win:	199	WON-LOST	WINNING	LAST 10	STRENGTH OF	OPP. STRENGTH	TEAM	ADJ.	CONF.	ADJ CONF.
Average RPI Loss:	83	RECORD	PCT. RANK	GAMES	SCHEDULE	OF SCHEDULE	RPI	RPI	RPI	RPI
DIV. I ONLY	10- 10	170	6- 4	102	85	116	116	13	13	
DIV. I NON-CONF.	6- 7	184	3- 2	137	22	144	144	11	11	

TOTALS	RPI 1-25	RPI 26-50	W-L RECORDS	RPI 51-100	RPI 101-999	RPI 201+				
10- 10	0- 1	0- 2	OVERALL	0- 4	10- 3	5- 0				
6- 2	0- 0	0- 0	HOME	0- 0	6- 2	3- 0				
2- 7	0- 0	0- 1	AWAY	0- 2	2- 1	2- 0				
2- 1	0- 0	0- 1	NEUTRAL	0- 0	2- 0	0- 0				
6- 7	0- 1	0- 2	NON-CONFERENCE	0- 1	6- 3	2- 0				
3- 2	0- 0	0- 0	HOME	0- 0	3- 2	1- 0				
1- 4	0- 1	0- 1	AWAY	0- 1	1- 1	1- 0				
2- 1	0- 0	0- 1	NEUTRAL	0- 0	2- 0	0- 0				
4- 3	0- 0	0- 0	CONFERENCE	0- 3	4- 0	3- 0				
3- 0	0- 0	0- 0	HOME	0- 0	3- 0	2- 0				
1- 3	0- 0	0- 0	AWAY	0- 3	1- 0	1- 0				
0- 0	0- 0	0- 0	NEUTRAL	0- 0	0- 0	0- 0				

RPI 1-25				RPI 26-50				RPI 51-100				RPI 101+ Team's RPI: 116			
RPI	S	Opponent	Score	RPI	S	Opponent	Score	RPI	S	Opponent	Score	RPI	S	Opponent	Score
11	A	Missouri	58 70	29	A	DePaul	78 86	63	A	Dayton	76 101	103	N	Ole Miss	79 64
				40	N	LSU	59 71	69	A	Washington St.	63 85	129	H	Little Rock	48 45
								74	A	Fordham	63 66	132	H	Vanderbilt	69 74
								96	A	George Mason	72 81	137	N	Cleveland St.	80 64
												152	A	SIUE	72 79
												156	H	Tulsa	77 66
												166	H	Saint Joseph's	96 73
												168	H	Loyola Marymount	60 62
												225	A	Richmond	79 61
												237	H	St. Bonaventure	78 55
												254	H	Lipscomb	101 57
												282	A	Indiana St.	60 59
												296	H	Massachusetts	64 63

LAST 12 Division I GAMES:															
				96	A	George Mason	72 81	237	H	St. Bonaventure	78 55				
				166	H	Saint Joseph's	96 73	156	H	Tulsa	77 66				
				296	H	Massachusetts	64 63	254	H	Lipscomb	101 57				
				63	A	Dayton	76 101	11	A	Missouri	58 70				
				74	A	Fordham	63 66	69	A	Washington St.	63 85				
				225	A	Richmond	79 61	129	H	Little Rock	48 45				

Non-Div I Games:

Saint Louis

Average RPI	Win:	167	WON-LOST	WINNING	LAST 10	STRENGTH OF	OPP. STRENGTH	TEAM	ADJ.	CONF.	ADJ CONF.
Average RPI	Loss:	68	RECORD	PCT. RANK	GAMES	SCHEDULE	OF SCHEDULE	RPI	RPI	RPI	RPI
DIV. I ONLY		13- 6		78	7- 3	73	73	65	65	12	12
DIV. I NON-CONF.		7- 4		102	2- 2	65	28	55	55	10	10

TOTALS	RPI 1-25		RPI 26-50		W-L RECORDS	RPI 51-100		RPI 101-999		RPI 201+	
13- 6	0- 1		0- 1		OVERALL	2- 3		11- 1		5- 0	
8- 2	0- 0		0- 0		HOME	2- 2		6- 0		3- 0	
3- 4	0- 1		0- 1		AWAY	0- 1		3- 1		0- 0	
2- 0	0- 0		0- 0		NEUTRAL	0- 0		2- 0		2- 0	
7- 4	0- 1		0- 1		NON-CONFERENCE	2- 2		5- 0		3- 0	
4- 1	0- 0		0- 0		HOME	2- 1		2- 0		1- 0	
1- 3	0- 1		0- 1		AWAY	0- 1		1- 0		0- 0	
2- 0	0- 0		0- 0		NEUTRAL	0- 0		2- 0		2- 0	
6- 2	0- 0		0- 0		CONFERENCE	0- 1		6- 1		2- 0	
4- 1	0- 0		0- 0		HOME	0- 1		4- 0		2- 0	
2- 1	0- 0		0- 0		AWAY	0- 0		2- 1		0- 0	
0- 0	0- 0		0- 0		NEUTRAL	0- 0		0- 0		0- 0	

RPI 1-25				RPI 26-50				RPI 51-100				Team's RPI : 65				RPI 101+			
RPI	S	Opponent	Score	RPI	S	Opponent	Score	RPI	S	Opponent	Score	RPI	S	Opponent	Score	RPI	S	Opponent	Score
17	A	Cal i forni a	80 87	46	A	Purdue	60 70	54	H	UC Davi s	50 74	120	H	BYU	57 49				
								58	H	Gonzaga	65 73	131	A	Paci fi c	70 69				
								66	A	Utah	63 74	131	H	Paci fi c	96 88				
								69	H	Washi ngton St.	81 75	168	A	Loyola Marymount	57 69				
								72	H	Indi ana	88 82	170	A	San Di ego	75 53				
												171	H	Cal Poly	82 64				
												180	A	Boise St.	74 72				
												202	N	Eastern Wash.	76 56				
												204	H	Pepperdi ne	75 62				
												210	H	UC Santa Barbara	89 59				
												246	N	UT Martin	69 58				
												269	H	Santa Clara	59 46				
LAST 12 Divi sion I GAMES:																			
131	H	Paci fi c	96 88	120	H	BYU	57 49												
58	H	Gonzaga	65 73	168	A	Loyola Marymount	57 69												
204	H	Pepperdi ne	75 62	46	A	Purdue	60 70												
269	H	Santa Clara	59 46	202	N	Eastern Wash.	76 56												
170	A	San Di ego	75 53	246	N	UT Martin	69 58												
131	A	Paci fi c	70 69	54	H	UC Davi s	50 74												

Non-Div I Games:

Saint Mary's (CA)

Saint Peter's

Through Games Of Jan. 24, 2018

Average RPI Win:	219	WON-LOST	WINNING	LAST 10	STRENGTH OF	OPP. STRENGTH	TEAM	ADJ.	CONF.	ADJ CONF.
Average RPI Loss:	230	RECORD	PCT. RANK	GAMES	SCHEDULE	OF SCHEDULE	RPI	RPI	RPI	RPI
DIV. I ONLY	3- 16	316	0- 10	314	334	338	338	27	27	
DIV. I NON-CONF.	3- 8	268	0- 4	311	342	317	317	26	26	

TOTALS	RPI 1-25	RPI 26-50	W-L RECORDS	RPI 51-100	RPI 101-999	RPI 201+				
3- 16	0- 0	0- 0	OVERALL	1- 2	2- 14	2- 11				
1- 7	0- 0	0- 0	HOME	0- 0	1- 7	1- 5				
1- 9	0- 0	0- 0	AWAY	0- 2	1- 6	1- 5				
1- 0	0- 0	0- 0	NEUTRAL	1- 0	0- 0	0- 0				
3- 8	0- 0	0- 0	NON-CONFERENCE	1- 1	2- 7	2- 5				
1- 3	0- 0	0- 0	HOME	0- 0	1- 3	1- 2				
1- 5	0- 0	0- 0	AWAY	0- 1	1- 4	1- 3				
1- 0	0- 0	0- 0	NEUTRAL	1- 0	0- 0	0- 0				
0- 8	0- 0	0- 0	CONFERENCE	0- 1	0- 7	0- 6				
0- 4	0- 0	0- 0	HOME	0- 0	0- 4	0- 3				
0- 4	0- 0	0- 0	AWAY	0- 1	0- 3	0- 3				
0- 0	0- 0	0- 0	NEUTRAL	0- 0	0- 0	0- 0				

RPI 1-25				RPI 26-50				RPI 51-100				RPI 101+				Team's RPI: 338	
RPI	S	Opponent	Score	RPI	S	Opponent	Score	RPI	S	Opponent	Score	RPI	S	Opponent	Score		
								55	A	Qui nni pi ac	39 86	127	H	Yal e	49 70		
								98	N	Del aware	90 87	166	A	Saint Joseph' s	58 87		
								99	A	Seton Hal l	49 91	197	H	Mari st	53 86		
												207	H	Ni agara	52 87		
												220	H	Lafayette	64 61		
												232	A	Manhattan	64 76		
												251	A	LIU Brookl yn	46 57		
												267	H	Ri der	52 57		
												276	H	St. Franci s Brookl yn	49 64		
												277	A	Fai rfi el d	41 62		
												287	A	Monmouth	44 51		
												289	A	Fai rl ei gh Di cki nson	59 69		
												296	A	Massachusetts	65 81		
												298	H	Can i si us	53 66		
												340	A	NJIT	59 52		
												349	H	UMass Lowel l	60 66		
LAST 12 Di vi si on I GAMES:																	
				207	H	Ni agara	52 87					267	H	Ri der	52 57		
				298	H	Can i si us	53 66					232	A	Manhattan	64 76		
				277	A	Fai rfi el d	41 62					289	A	Fai rl ei gh Di cki nson	59 69		
				55	A	Qui nni pi ac	39 86					127	H	Yal e	49 70		
				287	A	Monmouth	44 51					296	A	Massachusetts	65 81		
				197	H	Mari st	53 86					349	H	UMass Lowel l	60 66		

Non-Div I Games:

Saint Peter's

Loss,
Non-Conf,
S Site,
H Home
A Away
N Neutral

Average RPI Win:	302	WON-LOST	WINNING	LAST 10	STRENGTH OF	OPP. STRENGTH	TEAM	ADJ.	CONF.	ADJ CONF.
Average RPI Loss:	188	RECORD	PCT. RANK	GAMES	SCHEDULE	OF SCHEDULE	RPI	RPI	RPI	RPI
DIV. I ONLY	2- 13	322	1- 9	269	335	330	330	25	25	
DIV. I NON-CONF.	1- 6	306	1- 3	34	339	262	262	25	25	

TOTALS	RPI 1-25	RPI 26-50	W-L RECORDS	RPI 51-100	RPI 101-999	RPI 201+				
2- 13	0- 0	0- 1	OVERALL	0- 2	2- 10	2- 6				
1- 6	0- 0	0- 0	HOME	0- 0	1- 6	1- 4				
1- 7	0- 0	0- 0	AWAY	0- 0	1- 0	1- 0				
0- 0	0- 0	0- 0	NEUTRAL	0- 0	0- 0	0- 0				
1- 6	0- 0	0- 1	NON-CONFERENCE	0- 1	1- 4	1- 1				
1- 3	0- 0	0- 0	HOME	0- 0	1- 3	1- 1				
0- 3	0- 0	0- 1	AWAY	0- 1	0- 1	0- 0				
0- 0	0- 0	0- 0	NEUTRAL	0- 0	0- 0	0- 0				
1- 7	0- 0	0- 0	CONFERENCE	0- 1	1- 6	1- 5				
0- 3	0- 0	0- 0	HOME	0- 0	0- 3	0- 3				
1- 4	0- 0	0- 0	AWAY	0- 1	1- 3	1- 2				
0- 0	0- 0	0- 0	NEUTRAL	0- 0	0- 0	0- 0				

RPI 1-25				RPI 26-50				RPI 51-100				RPI 101+ Team's RPI: 330			
RPI	S	Opponent	Score	RPI	S	Opponent	Score	RPI	S	Opponent	Score	RPI	S	Opponent	Score
				40	A	LSU	58 71	83	A	Arkansas	54 65	121	A	Southern Miss.	38 58
								95	A	Central Ark.	44 69	126	H	Rice	50 79
												142	A	Lamar University	44 91
												157	H	Texas St.	41 73
												218	A	Abilene Christian	65 83
												256	H	Texas Southern	58 77
												265	H	A&M-Corpus Christi	57 67
												293	H	Jackson St.	74 68
												297	H	Incarinate Word	49 56
												310	A	Southeastern La.	57 52
												318	A	Northwestern St.	60 63
												322	H	Houston Baptist	61 69
LAST 12 Division I GAMES:															
310	A	Southeastern La.	57 52	95	A	Central Ark.	44 69	218	A	Abilene Christian	65 83				
142	A	Lamar University	44 91	40	A	LSU	58 71	157	H	Texas St.	41 73				
318	A	Northwestern St.	60 63	121	A	Southern Miss.	38 58	126	H	Rice	50 79				
322	H	Houston Baptist	61 69	293	H	Jackson St.	74 68	256	H	Texas Southern	58 77				
265	H	A&M-Corpus Christi	57 67					265	H	A&M-Corpus Christi	57 67				
297	H	Incarinate Word	49 56					297	H	Incarinate Word	49 56				

Non-Div I Games: Wiley 80 41 St. Thomas Houston 68 66

Sam Houston St.

Average RPI Win:	224	WON-LOST	WINNING	LAST 10	STRENGTH OF	OPP. STRENGTH	TEAM	ADJ.	CONF.	ADJ CONF.
Average RPI Loss:	108	RECORD	PCT. RANK	GAMES	SCHEDULE	OF SCHEDULE	RPI	RPI	RPI	RPI
DIV. I ONLY	9- 10	191	6- 4	116	156	176	176	17	17	
DIV. I NON-CONF.	7- 7	170	4- 2	71	144	128	128	14	14	

TOTALS	RPI 1-25	RPI 26-50	W-L RECORDS	RPI 51-100	RPI 101-999	RPI 201+				
9- 10	0- 1	1- 1	OVERALL	0- 4	8- 4	6- 1				
8- 2	0- 0	1- 0	HOME	0- 1	7- 1	5- 0				
0- 7	0- 0	0- 0	AWAY	0- 0	0- 0	0- 0				
1- 1	0- 0	0- 0	NEUTRAL	0- 0	1- 1	1- 0				
7- 7	0- 1	1- 1	NON-CONFERENCE	0- 3	6- 2	4- 0				
6- 1	0- 0	1- 0	HOME	0- 0	5- 1	3- 0				
0- 5	0- 1	0- 1	AWAY	0- 3	0- 0	0- 0				
1- 1	0- 0	0- 0	NEUTRAL	0- 0	1- 1	1- 0				
2- 3	0- 0	0- 0	CONFERENCE	0- 1	2- 2	2- 1				
2- 1	0- 0	0- 0	HOME	0- 1	2- 0	2- 0				
0- 2	0- 0	0- 0	AWAY	0- 0	0- 2	0- 1				
0- 0	0- 0	0- 0	NEUTRAL	0- 0	0- 0	0- 0				

RPI 1-25				RPI 26-50				RPI 51-100				RPI 101+ Team's RPI: 176			
RPI	S	Opponent	Score	RPI	S	Opponent	Score	RPI	S	Opponent	Score	RPI	S	Opponent	Score
4	A	Florida St.	62 87	31	A	Iowa	59 80	77	A	Belmont	46 83	121	H	Southern Miss.	61 56
				50	H	UCF	58 51	79	H	Mercer	59 73	130	N	UTEP	33 46
								83	A	Arkansas	63 84	135	H	Colorado	60 71
								89	A	UAB	53 77	161	A	Furman	41 45
												185	H	Hampton	66 61
												228	H	UNCG	56 48
												242	H	Troy	80 73
												242	N	Troy	82 76
												288	A	Wofford	46 58
												311	H	Western Caro.	62 54
												316	H	Alabama St.	58 39
												320	H	Rhode Island	67 37
LAST 12 Division I GAMES:															
228	H	UNCG	56 48	242	N	Troy	82 76	130	N	UTEP	33 46	121	H	Southern Miss.	61 56
311	H	Western Caro.	62 54	89	A	Iowa	59 80	242	H	Troy	80 73	161	A	Furman	41 45
79	H	Mercer	59 73	185	H	Hampton	66 61	83	A	Arkansas	63 84	288	A	Wofford	46 58
288	A	Wofford	46 58					77	A	UAB	53 77	311	H	Western Caro.	62 54
161	A	Furman	41 45					80	H	Troy	82 76	316	H	Alabama St.	58 39
185	H	Hampton	66 61					71	A	Florida St.	62 87	320	H	Rhode Island	67 37

Non-Div I Games: AUM 59 46

Samford

Average RPI Win:	226	WON-LOST	WINNING	LAST 10	STRENGTH OF	OPP. STRENGTH	TEAM	ADJ.	CONF.	ADJ CONF.
Average RPI Loss:	156	RECORD	PCT. RANK	GAMES	SCHEDULE	OF SCHEDULE	RPI	RPI	RPI	RPI
DIV. I ONLY	11- 7	109	7- 3	291	146	170	170	12	12	
DIV. I NON-CONF.	6- 4	122	2- 2	302	193	168	168	10	10	

TOTALS	RPI 1-25	RPI 26-50	W-L RECORDS	RPI 51-100	RPI 101-999	RPI 201+				
11- 7	0- 1	1- 0	OVERALL	0- 1	10- 5	6- 4				
6- 2	0- 0	1- 0	HOME	0- 1	5- 1	4- 0				
4- 5	0- 1	0- 0	AWAY	0- 0	4- 4	2- 4				
1- 0	0- 0	0- 0	NEUTRAL	0- 0	1- 0	0- 0				
6- 4	0- 1	1- 0	NON-CONFERENCE	0- 0	5- 3	4- 3				
4- 0	0- 0	1- 0	HOME	0- 0	3- 0	3- 0				
1- 4	0- 1	0- 0	AWAY	0- 0	1- 3	1- 3				
1- 0	0- 0	0- 0	NEUTRAL	0- 0	1- 0	0- 0				
5- 3	0- 0	0- 0	CONFERENCE	0- 1	5- 2	2- 1				
2- 2	0- 0	0- 0	HOME	0- 1	2- 1	1- 0				
3- 1	0- 0	0- 0	AWAY	0- 0	3- 1	1- 1				
0- 0	0- 0	0- 0	NEUTRAL	0- 0	0- 0	0- 0				

RPI 1-25				RPI 26-50				RPI 51-100				RPI 101+				Team's RPI: 170
RPI	S	Opponent	Score	RPI	S	Opponent	Score	RPI	S	Opponent	Score	RPI	S	Opponent	Score	
17	A	Cal i forni a	64 89	43	H	Mi nnesota	72 69	65	H	Sai nt Mary's (CA)	53 75	120	H	BYU	70 69	
												131	H	Paci fi c	68 81	
												168	A	Loyol a Marymount	60 54	
												174	A	San Franci sco	60 54	
												180	N	Boi se St.	72 52	
												204	A	Pepperdi ne	62 66	
												208	A	Seattle U	73 80	
												210	A	UC Santa Barbara	71 58	
												229	A	San Diego St.	76 77	
												241	A	Hawai i	63 64	
												303	H	Southern Utah	72 59	
												313	H	UTSA	78 69	
												321	A	Portl and	75 60	
												321	H	Portl and	59 52	
												336	H	Long Beach St.	74 40	

LAST 12 Di vi si on I GAMES:																
120	H	BYU	70 69	204	A	Pepperdi ne	62 66									
321	A	Portl and	75 60	174	A	San Franci sco	60 54									
168	A	Loyol a Marymount	60 54	313	H	UTSA	78 69									
131	H	Paci fi c	68 81	43	H	Mi nnesota	72 69									
65	H	Sai nt Mary's (CA)	53 75	17	A	Cal i forni a	64 89									
321	H	Portl and	59 52	208	A	Seattle U	73 80									

Non-Di v I Games: San Diego Christian82 53

San Diego

Average RPI Win:	203	WON-LOST	WINNING	LAST 10	STRENGTH OF	OPP. STRENGTH	TEAM	ADJ.	CONF.	ADJ CONF.
Average RPI Loss:	180	RECORD	PCT. RANK	GAMES	SCHEDULE	OF SCHEDULE	RPI	RPI	RPI	RPI
DIV. I ONLY	8- 10	208	3- 7	193	222	229	229	16	16	
DIV. I NON-CONF.	5- 5	170	0- 3	256	287	247	247	17	17	

TOTALS	RPI 1-25	RPI 26-50	W-L RECORDS	RPI 51-100	RPI 101-999	RPI 201+				
8- 10	0- 0	0- 1	OVERALL	2- 0	6- 9	5- 3				
6- 4	0- 0	0- 0	HOME	2- 0	4- 4	3- 1				
2- 4	0- 0	0- 0	AWAY	0- 0	2- 4	2- 2				
0- 2	0- 0	0- 1	NEUTRAL	0- 0	0- 1	0- 0				
5- 5	0- 0	0- 1	NON-CONFERENCE	0- 0	5- 4	4- 2				
4- 2	0- 0	0- 0	HOME	0- 0	4- 2	3- 1				
1- 1	0- 0	0- 0	AWAY	0- 0	1- 1	1- 1				
0- 2	0- 0	0- 1	NEUTRAL	0- 0	0- 1	0- 0				
3- 5	0- 0	0- 0	CONFERENCE	2- 0	1- 5	1- 1				
2- 2	0- 0	0- 0	HOME	2- 0	0- 2	0- 0				
1- 3	0- 0	0- 0	AWAY	0- 0	1- 3	1- 1				
0- 0	0- 0	0- 0	NEUTRAL	0- 0	0- 0	0- 0				

RPI 1-25				RPI 26-50				RPI 51-100				RPI 101+				Team's RPI: 229
RPI	S	Opponent	Score	RPI	S	Opponent	Score	RPI	S	Opponent	Score	RPI	S	Opponent	Score	
				38	N	Central Mich.	76 85	51	H	Wyoming	68 62	107	N	Tulane	46 80	
								68	H	New Mexico	97 89	154	A	Fresno St.	53 64	
												169	A	Colorado St.	43 72	
												169	H	Colorado St.	63 65	
												170	H	San Diego	77 76	
												180	H	Boise St.	70 86	
												194	H	UC Irvine	65 67	
												210	A	UC Santa Barbara	64 77	
												223	H	CSUN	58 55	
												259	H	Presbyteria n	77 50	
												266	A	San Jose St.	75 65	
												269	H	Santa Clara	34 48	
												284	A	Ari zona	78 67	
												300	H	Cal St. Fullerton	59 58	
												306	A	Utah St.	58 62	

LAST 12 Division I GAMES:																
169	A	Colorado St.	43 72	306	A	Utah St.	58 62									
68	H	New Mexico	97 89	51	H	Wyoming	68 62									
154	A	Fresno St.	53 64	210	A	UC Santa Barbara	64 77									
180	H	Boise St.	70 86	269	H	Santa Clara	34 48									
266	A	San Jose St.	75 65	194	H	UC Irvine	65 67									
169	H	Colorado St.	63 65	284	A	Ari zona	78 67									

Non-Div I Games: Hope Int'l 92 68

San Diego St.

Average RPI Win:	219	WON-LOST	WINNING	LAST 10	STRENGTH OF	OPP. STRENGTH	TEAM	ADJ.	CONF.	ADJ CONF.
Average RPI Loss:	109	RECORD	PCT. RANK	GAMES	SCHEDULE	OF SCHEDULE	RPI	RPI	RPI	RPI
DIV. I ONLY	9- 10	191	5- 5	159	124	174	174	12	12	
DIV. I NON-CONF.	5- 6	187	2- 2	126	71	152	152	10	10	

TOTALS	RPI 1-25	RPI 26-50	W-L RECORDS	RPI 51-100	RPI 101-999	RPI 201+				
9- 10	0- 0	0- 2	OVERALL	0- 3	9- 5	5- 1				
6- 3	0- 0	0- 1	HOME	0- 1	6- 1	3- 0				
2- 7	0- 0	0- 1	AWAY	0- 2	2- 4	2- 1				
1- 0	0- 0	0- 0	NEUTRAL	0- 0	1- 0	0- 0				
5- 6	0- 0	0- 2	NON-CONFERENCE	0- 2	5- 2	2- 0				
3- 2	0- 0	0- 1	HOME	0- 1	3- 0	1- 0				
1- 4	0- 0	0- 1	AWAY	0- 1	1- 2	1- 0				
1- 0	0- 0	0- 0	NEUTRAL	0- 0	1- 0	0- 0				
4- 4	0- 0	0- 0	CONFERENCE	0- 1	4- 3	3- 1				
3- 1	0- 0	0- 0	HOME	0- 0	3- 1	2- 0				
1- 3	0- 0	0- 0	AWAY	0- 1	1- 2	1- 1				
0- 0	0- 0	0- 0	NEUTRAL	0- 0	0- 0	0- 0				

RPI 1-25				RPI 26-50				RPI 51-100				RPI 101+ Team's RPI: 174			
RPI	S	Opponent	Score	RPI	S	Opponent	Score	RPI	S	Opponent	Score	RPI	S	Opponent	Score
				26	H	Stanford	66 86	54	A	UC Davis	55 72	120	A	BYU	66 70
				39	A	Northern Colo.	60 73	58	A	Gonzaga	47 74	145	N	Robert Morris	57 45
								69	H	Washington St.	70 74	154	H	Fresno St.	70 62
												168	H	Loyola Marymount	78 60
												170	H	San Diego	54 60
												171	A	Cal Poly	83 88
												171	H	Cal Poly	83 71
												179	A	UT Arlington	54 56
												204	A	Pepperdine	92 95
												204	H	Pepperdine	68 67
												266	A	San Jose St.	87 81
												269	A	Santa Clara	58 54
												271	H	Sacramento St.	90 76
												321	H	Portland	84 75
LAST 12 Division I GAMES:															
				204	A	Pepperdine	92 95					321	H	Portland	84 75
				269	A	Santa Clara	58 54					170	H	San Diego	54 60
				58	A	Gonzaga	47 74					179	A	UT Arlington	54 56
				168	H	Loyola Marymount	78 60					154	H	Fresno St.	70 62
				204	H	Pepperdine	68 67					271	H	Sacramento St.	90 76
				120	A	BYU	66 70					54	A	UC Davis	55 72

Non-Div I Games:

San Francisco

Average RPI Win:	244	WON-LOST	WINNING	LAST 10	STRENGTH OF	OPP. STRENGTH	TEAM	ADJ.	CONF.	ADJ CONF.
Average RPI Loss:	140	RECORD	PCT. RANK	GAMES	SCHEDULE	OF SCHEDULE	RPI	RPI	RPI	RPI
DIV. I ONLY	5- 13	286	3- 6	200	127	266	266	16	16	
DIV. I NON-CONF.	2- 8	290	0- 3	172	88	272	272	17	17	

TOTALS	RPI 1-25	RPI 26-50	W-L RECORDS	RPI 51-100	RPI 101-999	RPI 201+				
5- 13	0- 1	0- 0	OVERALL	1- 2	4- 10	4- 2				
3- 6	0- 0	0- 0	HOME	1- 1	2- 5	2- 2				
2- 6	0- 1	0- 0	AWAY	0- 1	2- 4	2- 0				
0- 1	0- 0	0- 0	NEUTRAL	0- 0	0- 1	0- 0				
2- 8	0- 1	0- 0	NON-CONFERENCE	0- 2	2- 5	2- 1				
1- 4	0- 0	0- 0	HOME	0- 1	1- 3	1- 1				
1- 3	0- 1	0- 0	AWAY	0- 1	1- 1	1- 0				
0- 1	0- 0	0- 0	NEUTRAL	0- 0	0- 1	0- 0				
3- 5	0- 0	0- 0	CONFERENCE	1- 0	2- 5	2- 1				
2- 2	0- 0	0- 0	HOME	1- 0	1- 2	1- 1				
1- 3	0- 0	0- 0	AWAY	0- 0	1- 3	1- 0				
0- 0	0- 0	0- 0	NEUTRAL	0- 0	0- 0	0- 0				

RPI 1-25				RPI 26-50				RPI 51-100				RPI 101+ Team's RPI: 266			
RPI	S	Opponent	Score	RPI	S	Opponent	Score	RPI	S	Opponent	Score	RPI	S	Opponent	Score
8	A	UCLA	69 129					52	A	Oregon St.	62 110	111	A	UNLV	60 79
								56	H	Nebraska	55 81	131	A	Pacific	97 106
								68	H	New Mexico	95 86	144	H	Portland St.	78 90
												164	A	Nevada	63 91
												169	A	Colorado St.	48 63
												174	H	San Francisco	81 87
												180	H	Boise St.	80 112
												185	N	Hampton	73 81
												223	H	CSUN	59 76
												229	H	San Diego St.	65 75
												263	H	CSU Bakersfield	67 57
												269	A	Santa Clara	71 66
												306	H	Utah St.	79 66
												315	A	Air Force	75 74

LAST 12 Division I GAMES:															
180	H	Boise St.	80 112	169	A	Colorado St.	48 63								
164	A	Nevada	63 91	306	H	Utah St.	79 66								
315	A	Air Force	75 74	56	H	Nebraska	55 81								
229	H	San Diego St.	65 75	52	A	Oregon St.	62 110								
68	H	New Mexico	95 86	223	H	CSUN	59 76								
111	A	UNLV	60 79	174	H	San Francisco	81 87								

Non-Div I Games: Southern Ore. 89 87

San Jose St.

Average RPI Win:	272	WON-LOST	WINNING	LAST 10	STRENGTH OF	OPP. STRENGTH	TEAM	ADJ.	CONF.	ADJ CONF.
Average RPI Loss:	151	RECORD	PCT. RANK	GAMES	SCHEDULE	OF SCHEDULE	RPI	RPI	RPI	RPI
DIV. I ONLY	4- 14	300	1- 9	196	170	269	269	12	12	
DIV. I NON-CONF.	3- 7	254	1- 2	272	244	280	280	10	10	

TOTALS	RPI 1-25	RPI 26-50	W-L RECORDS	RPI 51-100	RPI 101-999	RPI 201+				
4- 14	0- 1	0- 1	OVERALL	0- 3	4- 9	4- 4				
1- 7	0- 1	0- 1	HOME	0- 1	1- 4	1- 2				
3- 7	0- 0	0- 0	AWAY	0- 0	3- 0	3- 0				
0- 0	0- 0	0- 0	NEUTRAL	0- 0	0- 0	0- 0				
3- 7	0- 1	0- 1	NON-CONFERENCE	0- 0	3- 5	3- 3				
1- 4	0- 1	0- 1	HOME	0- 0	1- 2	1- 2				
2- 3	0- 0	0- 0	AWAY	0- 0	2- 3	2- 1				
0- 0	0- 0	0- 0	NEUTRAL	0- 0	0- 0	0- 0				
1- 7	0- 0	0- 0	CONFERENCE	0- 3	1- 4	1- 1				
0- 3	0- 0	0- 0	HOME	0- 1	0- 2	0- 0				
1- 4	0- 0	0- 0	AWAY	0- 2	1- 2	1- 1				
0- 0	0- 0	0- 0	NEUTRAL	0- 0	0- 0	0- 0				

RPI 1-25				RPI 26-50				RPI 51-100				RPI 101+ Team's RPI: 269			
RPI	S	Opponent	Score	RPI	S	Opponent	Score	RPI	S	Opponent	Score	RPI	S	Opponent	Score
17	H	Cal i forn i a	41 79	49	H	Southern Cal i forn i a	43 64	58	A	Gonzaga	44 71	120	A	BYU	47 65
								58	H	Gonzaga	51 63	164	A	Nevada	41 52
								65	A	Saint Mary's (CA)	46 59	168	H	Loyol a Marymount	51 65
												174	H	San Francisc o	54 58
												186	A	Northwestern	47 57
												204	A	Pepperdi ne	55 56
												210	H	UC Santa Barbara	68 63
												229	A	San Diego St.	48 34
												266	H	San Jose St.	66 71
												279	A	Grand Canyon	38 39
												300	H	Cal St. Fullerton	69 73
												321	A	Portl and	50 43
												329	A	Ill. -Chi cago	45 36

LAST 12 Division I GAMES:															
58	A	Gonzaga	44 71	58	H	Gonzaga	51 63	204	A	Pepperdi ne	55 56				
174	H	San Francisc o	54 58					279	A	Grand Canyon	38 39				
120	A	BYU	47 65					164	A	Nevada	41 52				
65	A	Saint Mary's (CA)	46 59					229	A	San Diego St.	48 34				
321	A	Portl and	50 43					17	H	Cal i forn i a	41 79				
168	H	Loyol a Marymount	51 65												

Non-Div I Games: Menlo 104 61

Santa Clara

Average RPI Win:	333	WON-LOST	WINNING	LAST 10	STRENGTH OF	OPP. STRENGTH	TEAM	ADJ.	CONF.	ADJ CONF.
Average RPI Loss:	204	RECORD	PCT. RANK	GAMES	SCHEDULE	OF SCHEDULE	RPI	RPI	RPI	RPI
DIV. I ONLY	1- 15	340	0- 10	312	243	344	344	31	31	
DIV. I NON-CONF.	1- 9	318	1- 5	283	183	325	325	31	31	

TOTALS	RPI 1-25	RPI 26-50	W-L RECORDS	RPI 51-100	RPI 101-999	RPI 201+				
1- 15	0- 1	0- 0	OVERALL	0- 1	1- 13	1- 7				
0- 4	0- 0	0- 0	HOME	0- 0	0- 4	0- 2				
1- 8	0- 1	0- 0	AWAY	0- 1	1- 6	1- 4				
0- 3	0- 0	0- 0	NEUTRAL	0- 0	0- 3	0- 1				
1- 9	0- 1	0- 0	NON-CONFERENCE	0- 1	1- 7	1- 3				
0- 0	0- 0	0- 0	HOME	0- 0	0- 0	0- 0				
1- 6	0- 1	0- 0	AWAY	0- 1	1- 4	1- 2				
0- 3	0- 0	0- 0	NEUTRAL	0- 0	0- 3	0- 1				
0- 6	0- 0	0- 0	CONFERENCE	0- 0	0- 6	0- 4				
0- 4	0- 0	0- 0	HOME	0- 0	0- 4	0- 2				
0- 2	0- 0	0- 0	AWAY	0- 0	0- 2	0- 2				
0- 0	0- 0	0- 0	NEUTRAL	0- 0	0- 0	0- 0				

RPI 1-25				RPI 26-50				RPI 51-100				RPI 101+				Team's RPI: 344
RPI	S	Opponent	Score	RPI	S	Opponent	Score	RPI	S	Opponent	Score	RPI	S	Opponent	Score	
21	A	South Carolina	38 99					52	A	Oregon St.	36 84	118	A	Jacksonville	46 74	
												181	N	Providence	48 78	
												185	H	Hampton	53 81	
												190	A	Wisconsin	24 82	
												192	N	Florida	40 90	
												196	H	Norfolk St.	58 78	
												225	N	Richmond	63 100	
												238	H	Howard	59 87	
												244	A	East Carolina	37 103	
												292	A	Morgan St.	67 73	
												305	A	Coppin St.	57 66	
												312	H	UMES	56 68	
												316	A	Alabama St.	61 81	
												333	A	Ga. Southern	71 67	
LAST 12 Division I GAMES:																
196	H	Norfolk St.	58 78	118	A	Jacksonville	46 74									
185	H	Hampton	53 81	244	A	East Carolina	37 103									
238	H	Howard	59 87	21	A	South Carolina	38 99									
312	H	UMES	56 68	52	A	Oregon St.	36 84									
292	A	Morgan St.	67 73	190	A	Wisconsin	24 82									
305	A	Coppin St.	57 66	333	A	Ga. Southern	71 67									

Non-Div I Games: LaGrange 86 44

Savannah St.

Average RPI Win:	233	WON-LOST	WINNING	LAST 10	STRENGTH OF	OPP. STRENGTH	TEAM	ADJ.	CONF.	ADJ CONF.
Average RPI Loss:	158	RECORD	PCT. RANK	GAMES	SCHEDULE	OF SCHEDULE	RPI	RPI	RPI	RPI
DIV. I ONLY	10- 10	170	5- 5	232	205	208	208	30	30	
DIV. I NON-CONF.	6- 9	214	2- 5	152	165	202	202	30	30	

TOTALS	RPI 1-25	RPI 26-50	W-L RECORDS	RPI 51-100	RPI 101-999	RPI 201+				
10- 10	0- 1	0- 0	OVERALL	0- 1	10- 8	8- 3				
4- 6	0- 0	0- 0	HOME	0- 1	4- 5	2- 1				
6- 4	0- 1	0- 0	AWAY	0- 0	6- 3	6- 2				
0- 0	0- 0	0- 0	NEUTRAL	0- 0	0- 0	0- 0				
6- 9	0- 1	0- 0	NON-CONFERENCE	0- 1	6- 7	4- 2				
2- 6	0- 0	0- 0	HOME	0- 1	2- 5	0- 1				
4- 3	0- 1	0- 0	AWAY	0- 0	4- 2	4- 1				
0- 0	0- 0	0- 0	NEUTRAL	0- 0	0- 0	0- 0				
4- 1	0- 0	0- 0	CONFERENCE	0- 0	4- 1	4- 1				
2- 0	0- 0	0- 0	HOME	0- 0	2- 0	2- 0				
2- 1	0- 0	0- 0	AWAY	0- 0	2- 1	2- 1				
0- 0	0- 0	0- 0	NEUTRAL	0- 0	0- 0	0- 0				

RPI 1-25				RPI 26-50				RPI 51-100				RPI 101+ Team's RPI: 208			
RPI	S	Opponent	Score	RPI	S	Opponent	Score	RPI	S	Opponent	Score	RPI	S	Opponent	Score
17	A	Cal i forni a	67 87					54	H	UC Davi s	53 79	131	H	Paci fi c	73 85
												134	A	Washi ngton	76 84
												143	H	Idaho St.	69 74
												144	H	Portland St.	91 77
												164	H	Nevada	65 74
												170	H	San Di ego	80 73
												194	H	UC Irvi ne	79 84
												204	A	Pepperdi ne	65 62
												210	A	UC Santa Barbara	77 71
												211	A	Idaho	68 60
												223	A	CSUN	62 67
												241	H	Hawai i	58 73
												243	A	Montana	78 64
												245	H	New Mexico St.	69 59
												247	A	UMKC	62 58
												279	A	Grand Canyon	63 74
												317	H	UTRGV	64 56
												339	A	Chi cago St.	63 56

LAST 12 Di vi si on I GAMES:															
317	H	UTRGV	64 56	194	H	UC Irvi ne	79 84								
245	H	New Mexico St.	69 59	134	A	Washi ngton	76 84								
247	A	UMKC	62 58	131	H	Paci fi c	73 85								
339	A	Chi cago St.	63 56	211	A	Idaho	68 60								
279	A	Grand Canyon	63 74	243	A	Montana	78 64								
223	A	CSUN	62 67	164	H	Nevada	65 74								

Non-Di v I Games:

Seattle U

Average RPI	Win:	192	WON-LOST	WINNING	LAST 10	STRENGTH OF	OPP. STRENGTH	TEAM	ADJ.	CONF.	ADJ CONF.
Average RPI	Loss:	34	RECORD	PCT. RANK	GAMES	SCHEDULE	OF SCHEDULE	RPI	RPI	RPI	RPI
DIV. I ONLY		12- 8		114	5- 5	85	46	99	99	6	6
DIV. I NON-CONF.		8- 3		65	2- 1	143	133	90	90	5	5

TOTALS	RPI 1-25		RPI 26-50		W-L RECORDS	RPI 51-100		RPI 101-999		RPI 201+	
12- 8	0- 3		1- 4		OVERALL	0- 1		11- 0		4- 0	
9- 4	0- 1		1- 3		HOME	0- 0		8- 0		4- 0	
3- 4	0- 2		0- 1		AWAY	0- 1		3- 0		0- 0	
0- 0	0- 0		0- 0		NEUTRAL	0- 0		0- 0		0- 0	
8- 3	0- 2		0- 1		NON-CONFERENCE	0- 0		8- 0		4- 0	
6- 2	0- 1		0- 1		HOME	0- 0		6- 0		4- 0	
2- 1	0- 1		0- 0		AWAY	0- 0		2- 0		0- 0	
0- 0	0- 0		0- 0		NEUTRAL	0- 0		0- 0		0- 0	
4- 5	0- 1		1- 3		CONFERENCE	0- 1		3- 0		0- 0	
3- 2	0- 0		1- 2		HOME	0- 0		2- 0		0- 0	
1- 3	0- 1		0- 1		AWAY	0- 1		1- 0		0- 0	
0- 0	0- 0		0- 0		NEUTRAL	0- 0		0- 0		0- 0	

RPI	S	Opponent	Score	RPI	S	Opponent	Score	RPI	S	Opponent	Score	RPI	S	Opponent	Score
8	H	UCLA	68 77	27	H	Villanova	59 67	81	A	Butler	48 66	102	A	Wake Forest	67 57
14	A	Rutgers	45 70	29	A	DePaul	66 89					136	H	Jacksonville St.	73 54
19	A	Marquette	84 97	37	H	St. John's (NY)	62 57					150	H	Georgetown	70 65
				44	H	Princeton	83 85					158	A	Xavier	62 51
				48	H	Creighton	51 68					181	H	Providence	65 56

Team's RPI: 99															
LAST 12 Division I GAMES:															
				37	H	St. John's (NY)	62 57	48	H	Creighton	51 68				
				150	H	Georgetown	70 65	19	A	Marquette	84 97				
				27	H	Villanova	59 67	29	A	DePaul	66 89				
				158	A	Xavier	62 51	277	H	Fairfield	80 61				
				81	A	Butler	48 66	8	H	UCLA	68 77				
				181	H	Providence	65 56	184	A	Boston College	73 53				

Non-Div I Games:

Seton Hall

S
i
e
n
a

Siena				Through Games Of Jan. 24, 2018								
Average RPI	Win:	264	WON-LOST	WINNING	LAST 10	STRENGTH OF	OPP. STRENGTH	TEAM	ADJ.	CONF.	ADJ CONF.	
Average RPI	Loss:	120	RECORD	PCT. RANK	GAMES	SCHEDULE	OF SCHEDULE	RPI	RPI	RPI	RPI	
DIV. I ONLY	10- 10	170	5- 5	253	183	201	201	27	27			
DIV. I NON-CONF.	5- 6	187	1- 2	85	113	131	131	26	26			

TOTALS		RPI 1-25		RPI 26-50		W-L RECORDS		RPI 51-100		RPI 101-999		RPI 201+
10- 10		0- 1		0- 1		OVERALL		0- 4		10- 4		9- 3
6- 3		0- 0		0- 1		HOME		0- 1		6- 1		5- 1
4- 7		0- 1		0- 0		AWAY		0- 3		4- 3		4- 2
0- 0		0- 0		0- 0		NEUTRAL		0- 0		0- 0		0- 0
5- 6		0- 1		0- 1		NON-CONFERENCE		0- 3		5- 1		5- 0
3- 2		0- 0		0- 1		HOME		0- 1		3- 0		3- 0
2- 4		0- 1		0- 0		AWAY		0- 2		2- 1		2- 0
0- 0		0- 0		0- 0		NEUTRAL		0- 0		0- 0		0- 0
5- 4		0- 0		0- 0		CONFERENCE		0- 1		5- 3		4- 3
3- 1		0- 0		0- 0		HOME		0- 0		3- 1		2- 1
2- 3		0- 0		0- 0		AWAY		0- 1		2- 2		2- 2
0- 0		0- 0		0- 0		NEUTRAL		0- 0		0- 0		0- 0

S
i
e
n
a

RPI 1-25				RPI 26-50				RPI 51-100				RPI 101+ Team's RPI: 201			
RPI	S	Opponent	Score	RPI	S	Opponent	Score	RPI	S	Opponent	Score	RPI	S	Opponent	Score
14	A	Rutgers	47 59	41	H	FGCU	50 63	55	A	Qui nni pi ac	54 68	138	A	Hartford	62 71
								70	H	Al bany (NY)	63 78	197	H	Mari st	58 53
								80	A	Penn St.	72 86	207	A	Ni agara	50 65
								88	A	Harvard	67 75	207	H	Ni agara	68 73
												215	A	Hofstra	70 60
												237	H	St. Bonaventure	70 62
												238	H	Howard	72 61
												257	H	Sacred Heart	62 57
												267	A	Ri der	71 67
												273	A	Col gate	73 70
												277	H	Fai rfi el d	51 40
												298	A	Cani si us	57 65
												337	A	I ona	70 48
												337	H	I ona	64 51
LAST 12 Di vi si on I GAMES:															
277	H	Fai rfi el d	51 40	337	H	I ona	64 51								
337	A	I ona	70 48	267	A	Ri der	71 67								
197	H	Mari st	58 53	55	A	Qui nni pi ac	54 68								
207	A	Ni agara	50 65	138	A	Hartford	62 71								
298	A	Cani si us	57 65	257	H	Sacred Heart	62 57								
207	H	Ni agara	68 73	70	H	Al bany (NY)	63 78								

Non-Di v I Games:

Siena

Average RPI Win:	218	WON-LOST	WINNING	LAST 10	STRENGTH OF	OPP. STRENGTH	TEAM	ADJ.	CONF.	ADJ CONF.
Average RPI Loss:	97	RECORD	PCT. RANK	GAMES	SCHEDULE	OF SCHEDULE	RPI	RPI	RPI	RPI
DIV. I ONLY	12- 5	68	8- 2	150	218	93	93	23	23	
DIV. I NON-CONF.	6- 4	122	2- 3	43	146	64	64	23	23	
TOTALS	RPI 1-25	RPI 26-50	W-L RECORDS	RPI 51-100	RPI 101-999	RPI 201+				
12- 5	0- 1	0- 0	OVERALL	2- 1	10- 3	7- 0				
8- 2	0- 0	0- 0	HOME	1- 1	7- 1	6- 0				
4- 3	0- 1	0- 0	AWAY	1- 0	3- 2	1- 0				
0- 0	0- 0	0- 0	NEUTRAL	0- 0	0- 0	0- 0				
6- 4	0- 1	0- 0	NON-CONFERENCE	2- 1	4- 2	2- 0				
3- 2	0- 0	0- 0	HOME	1- 1	2- 1	1- 0				
3- 2	0- 1	0- 0	AWAY	1- 0	2- 1	1- 0				
0- 0	0- 0	0- 0	NEUTRAL	0- 0	0- 0	0- 0				
6- 1	0- 0	0- 0	CONFERENCE	0- 0	6- 1	5- 0				
5- 0	0- 0	0- 0	HOME	0- 0	5- 0	5- 0				
1- 1	0- 0	0- 0	AWAY	0- 0	1- 1	0- 0				
0- 0	0- 0	0- 0	NEUTRAL	0- 0	0- 0	0- 0				

RPI	S	Opponent	Score	RPI	S	Opponent	Score	RPI	S	Opponent	Score	RPI	S	Opponent	Score
18	A	NC State	50 71					85	A	North Carolina	85 84	103	A	Ole Miss	59 66
								89	H	UAB	66 78	118	H	Jacksonville	58 60
								95	H	Central Ark.	64 43	121	A	Southern Miss.	78 57
												157	A	Texas St.	63 78
												179	A	UT Arlington	76 63
												182	H	New Orleans	67 45
												209	H	Southern U.	69 65
												242	H	Troy	79 68
												268	H	Coastal Caro.	68 62
												280	H	Appalachian St.	54 52
												309	H	Georgia St.	88 52
												316	A	Alabama St.	59 47
												333	H	Ga. Southern	79 52
LAST 12 Division I GAMES:															
280	H	Appalachian St.	54 52	309	H	Georgia St.	88 52								
268	H	Coastal Caro.	68 62	89	H	UAB	66 78								
242	H	Troy	79 68	95	H	Central Ark.	64 43								
179	A	UT Arlington	76 63	209	H	Southern U.	69 65								
157	A	Texas St.	63 78	103	A	Ole Miss	59 66								
333	H	Ga. Southern	79 52	118	H	Jacksonville	58 60								

Non-Div I Games: Ga. Southwestern 73 42

South Ala.

Average RPI Win: 147		WON-LOST RECORD		WINNING PCT. RANK		LAST 10 GAMES		STRENGTH OF SCHEDULE		OPP. STRENGTH OF SCHEDULE		TEAM RPI		ADJ. RPI		CONF. RPI		ADJ CONF. RPI	
Average RPI Loss: 7																			
DIV. I ONLY		16- 3		17		8- 2		75		4		21		21		2		2	
DIV. I NON-CONF.		11- 1		13		5- 0		160		17		27		27		2		2	
TOTALS		RPI 1-25		RPI 26-50		W-L RECORDS		RPI 51-100		RPI 101-999		RPI 201+							
16- 3		4- 3		1- 0		OVERALL		0- 0		11- 0		5- 0							
8- 1		2- 1		0- 0		HOME		0- 0		6- 0		5- 0							
6- 1		1- 1		0- 0		AWAY		0- 0		5- 0		0- 0							
2- 1		1- 1		1- 0		NEUTRAL		0- 0		0- 0		0- 0							
11- 1		3- 1		1- 0		NON-CONFERENCE		0- 0		7- 0		5- 0							
6- 0		1- 0		0- 0		HOME		0- 0		5- 0		5- 0							
3- 0		1- 0		0- 0		AWAY		0- 0		2- 0		0- 0							
2- 1		1- 1		1- 0		NEUTRAL		0- 0		0- 0		0- 0							
5- 2		1- 2		0- 0		CONFERENCE		0- 0		4- 0		0- 0							
2- 1		1- 1		0- 0		HOME		0- 0		1- 0		0- 0							
3- 1		0- 1		0- 0		AWAY		0- 0		3- 0		0- 0							
0- 0		0- 0		0- 0		NEUTRAL		0- 0		0- 0		0- 0							

RPI	S	Opponent	Score	RPI	S	Opponent	Score	RPI	S	Opponent	Score	RPI	S	Opponent	Score
2	N	Notre Dame	85 92	37	N	St. John's (NY)	76 58					103	A	Ole Miss	88 62
9	H	Tennessee	70 86									108	H	Auburn	71 63
11	A	Missouri	74 83									109	A	Clemson	66 36
14	N	Rutgers	78 68									113	A	Kentucky	81 64
15	H	Texas A&M	61 59									132	A	Vanderbilt	95 82
16	H	Duke	72 52									173	A	Temple	87 60
24	A	Maryland	94 86									252	H	Col. of Charleston	69 43
												288	H	Wofford	94 60
												311	H	Western Caro.	101 43
												316	H	Alabama St.	99 31
												344	H	Savannah St.	99 38

LAST 12 Division I GAMES:															
113	A	Kentucky	81 64	15	H	Texas A&M	61 59								
132	A	Vanderbilt	95 82	173	A	Temple	87 60								
9	H	Tennessee	70 86	344	H	Savannah St.	99 38								
108	H	Auburn	71 63	252	H	Col. of Charleston	69 43								
11	A	Missouri	74 83	16	H	Duke	72 52								
103	A	Ole Miss	88 62	311	H	Western Caro.	101 43								

Non-Div I Games:

South Carolina

Average RPI Win:	296	WON-LOST	WINNING	LAST 10	STRENGTH OF	OPP. STRENGTH	TEAM	ADJ.	CONF.	ADJ CONF.
Average RPI Loss:	212	RECORD	PCT. RANK	GAMES	SCHEDULE	OF SCHEDULE	RPI	RPI	RPI	RPI

DIV. I ONLY	5- 11	275	2- 7	347	242	324	324	31	31
DIV. I NON-CONF.	3- 7	254	2- 3	347	210	336	336	31	31

TOTALS	RPI 1-25	RPI 26-50	W-L RECORDS	RPI 51-100	RPI 101-999	RPI 201+			
5- 11	0- 0	0- 0	OVERALL	0- 2	5- 9	4- 5			
3- 3	0- 0	0- 0	HOME	0- 0	3- 3	2- 2			
2- 8	0- 0	0- 0	AWAY	0- 0	2- 1	2- 1			
0- 0	0- 0	0- 0	NEUTRAL	0- 0	0- 0	0- 0			
3- 7	0- 0	0- 0	NON-CONFERENCE	0- 2	3- 5	3- 3			
1- 1	0- 0	0- 0	HOME	0- 0	1- 1	1- 1			
2- 6	0- 0	0- 0	AWAY	0- 2	2- 4	2- 2			
0- 0	0- 0	0- 0	NEUTRAL	0- 0	0- 0	0- 0			
2- 4	0- 0	0- 0	CONFERENCE	0- 0	2- 4	1- 2			
2- 2	0- 0	0- 0	HOME	0- 0	2- 2	1- 1			
0- 2	0- 0	0- 0	AWAY	0- 0	0- 2	0- 1			
0- 0	0- 0	0- 0	NEUTRAL	0- 0	0- 0	0- 0			

RPI 1-25				RPI 26-50				RPI 51-100				RPI 101+ Team's RPI: 324			
RPI	S	Opponent	Score	RPI	S	Opponent	Score	RPI	S	Opponent	Score	RPI	S	Opponent	Score
								53	A	Georgi a Tech	40 86	109	A	Clemson	48 56
								79	A	Mercer	53 74	185	H	Hampton	78 70
												193	A	Charlotte	49 64
												196	H	Norfolk St.	67 71
												198	A	Bethune-Cookman	50 68
												238	H	Howard	58 68
												304	A	Delaware St.	44 58
												307	A	USC Upstate	44 63
												311	H	Western Caro.	75 45
												312	H	UMES	54 51
												323	A	Old Domini on	35 52
												331	A	Charleston So.	60 58
												333	H	Ga. Southern	58 61
												343	A	Winthrop	65 37
LAST 12 Division I GAMES:															
185	H	Hampton	78 70	323	A	Old Domini on	35 52								
196	H	Norfolk St.	67 71	193	A	Charlotte	49 64								
312	H	UMES	54 51	79	A	Mercer	53 74								
238	H	Howard	58 68	311	H	Western Caro.	75 45								
304	A	Delaware St.	44 58	331	A	Charleston So.	60 58								
198	A	Bethune-Cookman	50 68	307	A	USC Upstate	44 63								

Non-Div I Games: Johnson & Wales (NC) 40 Columbia Int'l 82 38

South Carolina St.

Average RPI Win:	209	WON-LOST	WINNING	LAST 10	STRENGTH OF	OPP. STRENGTH	TEAM	ADJ.	CONF.	ADJ CONF.
Average RPI Loss:	94	RECORD	PCT. RANK	GAMES	SCHEDULE	OF SCHEDULE	RPI	RPI	RPI	RPI
DIV. I ONLY	13- 5	61	8- 1	203	136	94	94	14	14	
DIV. I NON-CONF.	7- 5	132	4- 1	211	62	140	140	16	16	

TOTALS	RPI 1-25	RPI 26-50	W-L RECORDS	RPI 51-100	RPI 101-999	RPI 201+				
13- 5	0- 1	1- 0	OVERALL	0- 1	12- 3	7- 0				
7- 1	0- 0	1- 0	HOME	0- 0	6- 1	4- 0				
5- 2	0- 0	0- 0	AWAY	0- 0	5- 2	2- 0				
1- 2	0- 1	0- 0	NEUTRAL	0- 1	1- 0	1- 0				
7- 5	0- 1	1- 0	NON-CONFERENCE	0- 1	6- 3	4- 0				
4- 1	0- 0	1- 0	HOME	0- 0	3- 1	2- 0				
2- 2	0- 0	0- 0	AWAY	0- 0	2- 2	1- 0				
1- 2	0- 1	0- 0	NEUTRAL	0- 1	1- 0	1- 0				
6- 0	0- 0	0- 0	CONFERENCE	0- 0	6- 0	3- 0				
3- 0	0- 0	0- 0	HOME	0- 0	3- 0	2- 0				
3- 0	0- 0	0- 0	AWAY	0- 0	3- 0	1- 0				
0- 0	0- 0	0- 0	NEUTRAL	0- 0	0- 0	0- 0				

RPI 1-25				RPI 26-50				RPI 51-100 Team's RPI: 94				RPI 101+			
RPI	S	Opponent	Score	RPI	S	Opponent	Score	RPI	S	Opponent	Score	RPI	S	Opponent	Score
9	N	Tennessee	49 69	48	H	Creighton	73 68	60	N	Oklahoma St.	68 76	110	A	Western Ill.	82 58
												112	A	SFA	55 77
												132	A	Iowa St.	76 81
												141	H	North Dakota	76 71
												153	A	Wichita St.	62 48
												156	H	Tulsa	61 64
												177	A	Oral Roberts	73 68
												195	H	Denver	79 51
												233	H	UC Riverside	75 66
												239	H	Omaha	70 46
												263	H	CSU Bakersfield	66 50
												275	A	North Dakota St.	82 67
												282	N	Indiana St.	71 59
												297	A	Incarnate Word	81 51
												308	H	Fort Wayne	85 43
LAST 12 Division I GAMES:															
239	H	Omaha	70 46	141	H	North Dakota	76 71								
177	A	Oral Roberts	73 68	233	H	UC Riverside	75 66								
308	H	Fort Wayne	85 43	156	H	Tulsa	61 64								
110	A	Western Ill.	82 58	263	H	CSU Bakersfield	66 50								
275	A	North Dakota St.	82 67	297	A	Incarnate Word	81 51								
195	H	Denver	79 51	112	A	SFA	55 77								

Non-Div I Games: Mt. Marty 87 25 Bellevue 89 32

South Dakota

Average RPI Win:	160	WON-LOST	WINNING	LAST 10	STRENGTH OF	OPP. STRENGTH	TEAM	ADJ.	CONF.	ADJ CONF.
Average RPI Loss:	27	RECORD	PCT. RANK	GAMES	SCHEDULE	OF SCHEDULE	RPI	RPI	RPI	RPI
DIV. I ONLY	15- 4	32	7- 2	63	55	30	30	14	14	
DIV. I NON-CONF.	10- 4	73	4- 2	56	2	35	35	16	16	

TOTALS	RPI 1-25	RPI 26-50	W-L RECORDS	RPI 51-100	RPI 101-999	RPI 201+				
15- 4	1- 2	1- 2	OVERALL	1- 0	12- 0	3- 0				
9- 1	0- 1	1- 0	HOME	0- 0	8- 0	3- 0				
4- 3	0- 1	0- 2	AWAY	1- 0	3- 0	0- 0				
2- 0	1- 0	0- 0	NEUTRAL	0- 0	1- 0	0- 0				
10- 4	1- 2	1- 2	NON-CONFERENCE	1- 0	7- 0	1- 0				
6- 1	0- 1	1- 0	HOME	0- 0	5- 0	1- 0				
2- 3	0- 1	0- 2	AWAY	1- 0	1- 0	0- 0				
2- 0	1- 0	0- 0	NEUTRAL	0- 0	1- 0	0- 0				
5- 0	0- 0	0- 0	CONFERENCE	0- 0	5- 0	2- 0				
3- 0	0- 0	0- 0	HOME	0- 0	3- 0	2- 0				
2- 0	0- 0	0- 0	AWAY	0- 0	2- 0	0- 0				
0- 0	0- 0	0- 0	NEUTRAL	0- 0	0- 0	0- 0				

RPI 1-25				RPI 26-50				RPI 51-100				RPI 101+			
RPI	S	Opponent	Score	RPI	S	Opponent	Score	RPI	S	Opponent	Score	RPI	S	Opponent	Score
7	H	Louisville	64 68	34	H	Oklahoma	67 61	100	A	George Washington	97 88	110	H	Western Ill.	84 48
12	A	Green Bay	41 55	41	A	FGCU	78 87					115	A	Drake	85 78
18	N	NC State	75 67	48	A	Creighton	65 72					125	H	Bowling Green	76 44
												141	H	North Dakota	66 52
												153	H	Wichita St.	96 64
												177	A	Oral Roberts	77 70
												188	H	UNI	57 47
												193	N	Charlotte	71 70
												195	A	Denver	69 58
												239	H	Omaha	89 64
												275	H	North Dakota St.	83 63
												340	H	NJIT	92 48
LAST 12 Division I GAMES:															
110	H	Western Ill.	84 48	153	H	Wichita St.	96 64								
177	A	Oral Roberts	77 70	115	A	Drake	85 78								
195	A	Denver	69 58	48	A	Creighton	65 72								
275	H	North Dakota St.	83 63	125	H	Bowling Green	76 44								
239	H	Omaha	89 64	34	H	Oklahoma	67 61								
41	A	FGCU	78 87	7	H	Louisville	64 68								

Non-Div I Games: Dakota Wesleyan 76 63

South Dakota St.

Average RPI Win: 136		WON-LOST	WINNING	LAST 10	STRENGTH OF		OPP. STRENGTH	TEAM	ADJ.	CONF.	ADJ CONF.
Loss: 46		RECORD	PCT. RANK	GAMES	SCHEDULE		OF SCHEDULE	RPI	RPI	RPI	RPI
DIV. I ONLY		15- 5	44	7- 3	43		9	28	28	8	8
DIV. I NON-CONF.		10- 3	51	3- 2	72		3	29	29	7	7
TOTALS		RPI 1-25		RPI 26-50	W-L RECORDS		RPI 51-100	RPI 101-999		RPI 201+	
15- 5	0- 2			3- 2	OVERALL		4- 0	8- 1		4- 0	
7- 1	0- 1			2- 0	HOME		1- 0	4- 0		3- 0	
5- 2	0- 0			0- 1	AWAY		1- 0	4- 1		1- 0	
3- 2	0- 1			1- 1	NEUTRAL		2- 0	0- 0		0- 0	
10- 3	0- 1			2- 2	NON-CONFERENCE		4- 0	4- 0		4- 0	
5- 0	0- 0			1- 0	HOME		1- 0	3- 0		3- 0	
2- 1	0- 0			0- 1	AWAY		1- 0	1- 0		1- 0	
3- 2	0- 1			1- 1	NEUTRAL		2- 0	0- 0		0- 0	
5- 2	0- 1			1- 0	CONFERENCE		0- 0	4- 1		0- 0	
2- 1	0- 1			1- 0	HOME		0- 0	1- 0		0- 0	
3- 1	0- 0			0- 0	AWAY		0- 0	3- 1		0- 0	
0- 0	0- 0			0- 0	NEUTRAL		0- 0	0- 0		0- 0	

RPI 1-25				RPI 26-50				RPI 51-100				RPI 101+			
RPI	S	Opponent	Score	RPI	S	Opponent	Score	RPI	S	Opponent	Score	RPI	S	Opponent	Score
1	H	UConn	49 100	34	A	Oklahoma	74 79	63	N	Dayton	93 87	107	H	Tulane	75 46
2	N	Notre Dame	66 76	37	N	St. John's (NY)	68 59	69	N	Washington St.	82 45	139	A	Cincinnati	69 46
				40	H	LSU	61 55	81	H	Butler	71 55	153	A	Wichita St.	56 64
				42	N	Michigan St.	73 83	100	A	George Washington	83 78	162	A	Memphis	81 62
				50	H	UCF	62 45					173	A	Temple	89 73
												209	H	Southern U.	108 48
												213	H	Arkansas St.	98 55
												278	A	FIU	82 52
												322	H	Houston Baptist	90 43
LAST 12 Division I GAMES:															
				153	A	Wichita St.	56 64	107	H	Tulane	75 46				
				162	A	Memphis	81 62	42	N	Michigan St.	73 83				
				50	H	UCF	62 45	63	N	Dayton	93 87				
				173	A	Temple	89 73	278	A	FIU	82 52				
				1	H	UConn	49 100	209	H	Southern U.	108 48				
				139	A	Cincinnati	69 46	34	A	Oklahoma	74 79				

Non-Div I Games:

South Fla.

Average RPI Win:	284	WON-LOST	WINNING	LAST 10	STRENGTH OF	OPP. STRENGTH	TEAM	ADJ.	CONF.	ADJ CONF.
Average RPI Loss:	125	RECORD	PCT. RANK	GAMES	SCHEDULE	OF SCHEDULE	RPI	RPI	RPI	RPI

DIV. I ONLY	7- 11	236	5- 5	114	331	205	205	26	26
DIV. I NON-CONF.	3- 7	254	1- 3	30	242	163	163	27	27
TOTALS	RPI 1-25	RPI 26-50	W-L RECORDS	RPI 51-100	RPI 101-999	RPI 201+			
7- 11	0- 1	0- 1	OVERALL	0- 2	7- 7	6- 2			
4- 3	0- 0	0- 0	HOME	0- 1	4- 2	4- 1			
2- 8	0- 0	0- 0	AWAY	0- 1	2- 0	2- 0			
1- 0	0- 0	0- 0	NEUTRAL	0- 0	1- 0	0- 0			
3- 7	0- 1	0- 1	NON-CONFERENCE	0- 1	3- 4	2- 0			
2- 1	0- 0	0- 0	HOME	0- 0	2- 1	2- 0			
0- 6	0- 1	0- 1	AWAY	0- 1	0- 3	0- 0			
1- 0	0- 0	0- 0	NEUTRAL	0- 0	1- 0	0- 0			
4- 4	0- 0	0- 0	CONFERENCE	0- 1	4- 3	4- 2			
2- 2	0- 0	0- 0	HOME	0- 1	2- 1	2- 1			
2- 2	0- 0	0- 0	AWAY	0- 0	2- 2	2- 1			
0- 0	0- 0	0- 0	NEUTRAL	0- 0	0- 0	0- 0			

RPI	S	Opponent	Score	RPI	S	Opponent	Score	RPI	S	Opponent	Score	RPI	S	Opponent	Score	Team's RPI: 205
7	A	Louisville	40 80	33	A	Ball St.	56 69	77	H	Belmont	57 67	110	A	Western Ill.	59 87	
								96	A	George Mason	38 57	122	A	Kansas	50 51	
												139	A	Cincinnati	52 65	
												149	N	Saint Francis (PA)	82 50	
												152	A	SIUE	57 65	
												167	H	Southern Ill.	74 79	
												217	H	Bradley	57 53	
												234	H	Morehead St.	56 59	
												235	A	Austin Peay	65 66	
												286	H	Eastern Ky.	69 55	
												299	A	Murray St.	85 74	
												342	A	Eastern Ill.	77 54	
												345	H	Tennessee St.	71 66	
												347	H	Evansville	74 65	
LAST 12 Division I GAMES:																
342	A	Eastern Ill.	77 54	345	H	Tennessee St.	71 66									
152	A	SIUE	57 65	77	H	Belmont	57 67									
286	H	Eastern Ky.	69 55	347	H	Evansville	74 65									
234	H	Morehead St.	56 59	122	A	Kansas	50 51									
235	A	Austin Peay	65 66	33	A	Ball St.	56 69									
299	A	Murray St.	85 74	110	A	Western Ill.	59 87									

Non-Div I Games: Evangel 72 60 Missouri Valley 69 34

Average RPI	Win:	279	WON-LOST	WINNING	LAST 10	STRENGTH OF	OPP. STRENGTH	TEAM	ADJ.	CONF.	ADJ CONF.
Average RPI	Loss:	175	RECORD	PCT. RANK	GAMES	SCHEDULE	OF SCHEDULE	RPI	RPI	RPI	RPI
DIV. I ONLY		3- 16		316	2- 8	242	296	310	310	25	25
DIV. I NON-CONF.		1- 10		327	0- 4	163	235	291	291	25	25

TOTALS	RPI 1-25		RPI 26-50		W-L RECORDS	RPI 51-100		RPI 101-999		RPI 201+	
3- 16	0- 0		0- 1		OVERALL	0- 2		3- 13		2- 7	
1- 6	0- 0		0- 0		HOME	0- 0		1- 6		1- 4	
2- 9	0- 0		0- 1		AWAY	0- 2		2- 6		1- 3	
0- 1	0- 0		0- 0		NEUTRAL	0- 0		0- 1		0- 0	
1- 10	0- 0		0- 1		NON-CONFERENCE	0- 1		1- 8		0- 4	
0- 3	0- 0		0- 0		HOME	0- 0		0- 3		0- 2	
1- 6	0- 0		0- 1		AWAY	0- 1		1- 4		0- 2	
0- 1	0- 0		0- 0		NEUTRAL	0- 0		0- 1		0- 0	
2- 6	0- 0		0- 0		CONFERENCE	0- 1		2- 5		2- 3	
1- 3	0- 0		0- 0		HOME	0- 0		1- 3		1- 2	
1- 3	0- 0		0- 0		AWAY	0- 1		1- 2		1- 1	
0- 0	0- 0		0- 0		NEUTRAL	0- 0		0- 0		0- 0	

RPI 1-25				RPI 26-50				RPI 51-100				RPI 101+				Team's RPI: 310
RPI	S	Opponent	Score	RPI	S	Opponent	Score	RPI	S	Opponent	Score	RPI	S	Opponent	Score	
				40	A	LSU	56 84	61	A	TCU	62 112	106	N	Kent St.	60 81	
								95	A	Central Ark.	47 63	108	A	Auburn	46 80	
												112	A	SFA	67 79	
												124	H	Louisiana	56 68	
												139	A	Cincinnati	43 82	
												142	H	Lamar University	58 75	
												198	A	Bethune-Cookman	60 58	
												218	A	Abilene Christian	80 86	
												224	A	Akron	54 66	
												253	A	Grambling	52 61	
												272	H	Alcorn	77 84	
												283	H	Alabama A&M	74 76	
												290	H	McNeese	65 77	
												318	H	Northwestern St.	71 65	
												322	A	Houston Baptist	76 61	
												330	H	Sam Houston St.	52 57	

LAST 12 Division I GAMES:																
				330	H	Sam Houston St.	52 57	95	A	Central Ark.	47 63					
				318	H	Northwestern St.	71 65	112	A	SFA	67 79					
				322	A	Houston Baptist	76 61	283	H	Alabama A&M	74 76					
				290	H	McNeese	65 77	108	A	Auburn	46 80					
				142	H	Lamar University	58 75	124	H	Louisiana	56 68					
				218	A	Abilene Christian	80 86	61	A	TCU	62 112					

Non-Div I Games:

Southeastern La.

Average RPI	Win:	185	WON-LOST	WINNING	LAST 10	STRENGTH OF	OPP. STRENGTH	TEAM	ADJ.	CONF.	ADJ CONF.
Average RPI	Loss:	18	RECORD	PCT. RANK	GAMES	SCHEDULE	OF SCHEDULE	RPI	RPI	RPI	RPI
DIV. I ONLY		13- 6		78	5- 5	56	59	49	49	4	4
DIV. I NON-CONF.		10- 1		16	3- 1	224	220	52	52	3	3

TOTALS	RPI 1-25		RPI 26-50		W-L RECORDS	RPI 51-100		RPI 101-999		RPI 201+	
13- 6	0- 4		1- 2		OVERALL	2- 0		10- 0		6- 0	
3- 4	0- 3		0- 1		HOME	1- 0		2- 0		2- 0	
7- 2	0- 1		0- 1		AWAY	1- 0		6- 0		4- 0	
3- 0	0- 0		1- 0		NEUTRAL	0- 0		2- 0		0- 0	
10- 1	0- 1		1- 0		NON-CONFERENCE	0- 0		9- 0		6- 0	
2- 1	0- 1		0- 0		HOME	0- 0		2- 0		2- 0	
5- 0	0- 0		0- 0		AWAY	0- 0		5- 0		4- 0	
3- 0	0- 0		1- 0		NEUTRAL	0- 0		2- 0		0- 0	
3- 5	0- 3		0- 2		CONFERENCE	2- 0		1- 0		0- 0	
1- 3	0- 2		0- 1		HOME	1- 0		0- 0		0- 0	
2- 2	0- 1		0- 1		AWAY	1- 0		1- 0		0- 0	
0- 0	0- 0		0- 0		NEUTRAL	0- 0		0- 0		0- 0	

RPI	S	Opponent	Score	RPI	S	Opponent	Score	Team's RPI: 49	RPI	S	Opponent	Score	RPI	S	Opponent	Score
5	H	Oregon	66 70	26	A	Stanford	65 72		52	H	Oregon St.	65 61	123	N	Mi ddl e Tenn.	72 57
15	H	Texas A&M	74 75	26	H	Stanford	55 59		66	A	Utah	58 47	135	A	Col orado	86 51
17	A	Cal i forni a	64 76	46	N	Purdue	58 46						168	A	Loyol a Marymount	80 70
17	H	Cal i forni a	59 62										197	N	Mari st	78 57
													222	H	Montana St.	98 47
													233	A	UC Ri versi de	64 46
													241	A	Hawai i	71 60
													269	A	Santa Clara	64 43
													317	A	UTRGV	71 64
													336	H	Long Beach St.	75 60
LAST 12 Division I GAMES:																
17	H	Cal i forni a	59 62	26	A	Stanford	65 72		17	A	Cal i forni a	64 76	123	N	Mi ddl e Tenn.	72 57
26	H	Stanford	55 59	17	A	Cal i forni a	64 76		15	H	Texas A&M	74 75	135	A	Col orado	86 51
66	A	Utah	58 47	317	A	UTRGV	71 64		168	A	Loyol a Marymount	80 70	197	N	Mari st	78 57
135	A	Col orado	86 51	123	N	Mi ddl e Tenn.	72 57		222	H	Montana St.	98 47	233	A	UC Ri versi de	64 46
52	H	Oregon St.	65 61	15	H	Texas A&M	74 75		241	A	Hawai i	71 60	269	A	Santa Clara	64 43
5	H	Oregon	66 70	168	A	Loyol a Marymount	80 70		317	A	UTRGV	71 64	336	H	Long Beach St.	75 60

Non-Di v I Games:

Southern Cal i forni a

Average RPI Win:	253	WON-LOST	WINNING	LAST 10	STRENGTH OF	OPP. STRENGTH	TEAM	ADJ.	CONF.	ADJ CONF.
Average RPI Loss:	129	RECORD	PCT. RANK	GAMES	SCHEDULE	OF SCHEDULE	RPI	RPI	RPI	RPI
DIV. I ONLY	10- 8	136	6- 4	213	240	167	167	24	24	
DIV. I NON-CONF.	4- 6	214	0- 3	79	216	148	148	22	22	

TOTALS	RPI 1-25	RPI 26-50	W-L RECORDS	RPI 51-100	RPI 101-999	RPI 201+				
10- 8	0- 0	0- 0	OVERALL	0- 4	10- 4	8- 2				
4- 3	0- 0	0- 0	HOME	0- 1	4- 2	3- 0				
6- 3	0- 0	0- 0	AWAY	0- 0	6- 1	5- 1				
0- 2	0- 0	0- 0	NEUTRAL	0- 2	0- 0	0- 0				
4- 6	0- 0	0- 0	NON-CONFERENCE	0- 4	4- 2	3- 1				
1- 2	0- 0	0- 0	HOME	0- 1	1- 1	1- 0				
3- 2	0- 0	0- 0	AWAY	0- 1	3- 1	2- 1				
0- 2	0- 0	0- 0	NEUTRAL	0- 2	0- 0	0- 0				
6- 2	0- 0	0- 0	CONFERENCE	0- 0	6- 2	5- 1				
3- 1	0- 0	0- 0	HOME	0- 0	3- 1	2- 0				
3- 1	0- 0	0- 0	AWAY	0- 0	3- 1	3- 1				
0- 0	0- 0	0- 0	NEUTRAL	0- 0	0- 0	0- 0				

RPI 1-25				RPI 26-50				RPI 51-100				RPI 101+				Team's RPI: 167	
RPI	S	Opponent	Score	RPI	S	Opponent	Score	RPI	S	Opponent	Score	RPI	S	Opponent	Score		
								57	H	Western Ky.	49	75	115	H	Drake	64	75
								62	N	Miami (FL)	65	75	152	H	SIUE	53	57
								70	N	Albany (NY)	57	68	162	A	Memphis	68	56
								89	A	UAB	66	76	188	H	UNI	60	53
													205	A	Southeast Mo. St.	79	74
													217	A	Bradley	63	62
													234	A	Morehead St.	81	85
													246	H	UT Martin	84	72
													255	A	Illinois St.	46	49
													264	H	Valparaiso	74	63
													282	A	Indiana St.	64	45
													291	H	Loyola Chicago	62	46
													328	A	Marshall	64	59
													347	A	Evansville	74	62
LAST 12 Division I GAMES:																	
				264	H	Valparaiso	74	63	282	A	Indiana St.	64	45				
				291	H	Loyola Chicago	62	46	347	A	Evansville	74	62				
				255	A	Illinois St.	46	49	62	N	Miami (FL)	65	75				
				217	A	Bradley	63	62	70	N	Albany (NY)	57	68				
				115	H	Drake	64	75	57	H	Western Ky.	49	75				
				188	H	UNI	60	53	328	A	Marshall	64	59				

Non-Div I Games: Martin Methodist 60 50

Southern Ill.

Average RPI	Win:	232	WON-LOST	WINNING	LAST 10	STRENGTH OF	OPP. STRENGTH	TEAM	ADJ.	CONF.	ADJ CONF.
Average RPI	Loss:	97	RECORD	PCT. RANK	GAMES	SCHEDULE	OF SCHEDULE	RPI	RPI	RPI	RPI
DIV. I ONLY		9- 7		134	4- 5	167	135	121	121	18	18
DIV. I NON-CONF.		6- 5		153	2- 4	284	117	207	207	19	19
<hr/>											
TOTALS	RPI 1-25		RPI 26-50		W-L RECORDS	RPI 51-100		RPI 101-999		RPI 201+	
9- 7	0- 1		0- 0		OVERALL	1- 3		8- 3		5- 0	
6- 1	0- 0		0- 0		HOME	0- 1		6- 0		4- 0	
3- 6	0- 1		0- 0		AWAY	1- 2		2- 3		1- 0	
0- 0	0- 0		0- 0		NEUTRAL	0- 0		0- 0		0- 0	
6- 5	0- 1		0- 0		NON-CONFERENCE	0- 2		6- 2		5- 0	
5- 1	0- 0		0- 0		HOME	0- 1		5- 0		4- 0	
1- 4	0- 1		0- 0		AWAY	0- 1		1- 2		1- 0	
0- 0	0- 0		0- 0		NEUTRAL	0- 0		0- 0		0- 0	
3- 2	0- 0		0- 0		CONFERENCE	1- 1		2- 1		0- 0	
1- 0	0- 0		0- 0		HOME	0- 0		1- 0		0- 0	
2- 2	0- 0		0- 0		AWAY	1- 1		1- 1		0- 0	
0- 0	0- 0		0- 0		NEUTRAL	0- 0		0- 0		0- 0	

RPI 1-25				RPI 26-50				RPI 51-100				RPI 101+ Team's RPI: 121			
RPI	S	Opponent	Score	RPI	S	Opponent	Score	RPI	S	Opponent	Score	RPI	S	Opponent	Score
3	A	Mississippi St.	56 91					53	A	Georgia Tech	44 63	103	A	Ole Miss	59 68
								57	A	Western Ky.	60 81	107	H	Tulane	66 58
								89	A	UAB	80 63	123	A	Middle Tenn.	61 53
								93	H	South Ala.	57 78	176	A	Samford	56 61
												191	H	Louisiana Tech	65 50
												193	A	Charlotte	56 66
												272	H	Alcorn	72 67
												316	H	Alabama St.	72 35
												318	A	Northwestern St.	71 59
												330	H	Sam Houston St.	58 38
												346	H	Mississippi Val.	84 69
<hr/>															
LAST 12 Division I GAMES:															
123	A	Middle Tenn.	61 53	176	A	Samford	56 61								
89	A	UAB	80 63	330	H	Sam Houston St.	58 38								
191	H	Louisiana Tech	65 50	103	A	Ole Miss	59 68								
57	A	Western Ky.	60 81	93	H	South Ala.	57 78								
193	A	Charlotte	56 66	318	A	Northwestern St.	71 59								
53	A	Georgia Tech	44 63	316	H	Alabama St.	72 35								

Non-Div I Games: William Carey 82 44 Blue Mountain (MS) 96 46

Southern Miss.

Average RPI Win:	298	WON-LOST	WINNING	LAST 10	STRENGTH OF	OPP. STRENGTH	TEAM	ADJ.	CONF.	ADJ CONF.
Average RPI Loss:	123	RECORD	PCT. RANK	GAMES	SCHEDULE	OF SCHEDULE	RPI	RPI	RPI	RPI
DIV. I ONLY	7- 9	215	7- 3	254	251	209	209	32	32	
DIV. I NON-CONF.	0- 8	337	0- 4	47	34	270	270	32	32	

TOTALS	RPI 1-25	RPI 26-50	W-L RECORDS	RPI 51-100	RPI 101-999	RPI 201+				
7- 9	0- 0	0- 1	OVERALL	0- 4	7- 4	7- 1				
4- 0	0- 0	0- 0	HOME	0- 0	4- 0	4- 0				
3- 8	0- 0	0- 1	AWAY	0- 3	3- 4	3- 1				
0- 1	0- 0	0- 0	NEUTRAL	0- 1	0- 0	0- 0				
0- 8	0- 0	0- 1	NON-CONFERENCE	0- 4	0- 3	0- 0				
0- 0	0- 0	0- 0	HOME	0- 0	0- 0	0- 0				
0- 7	0- 0	0- 1	AWAY	0- 3	0- 3	0- 0				
0- 1	0- 0	0- 0	NEUTRAL	0- 1	0- 0	0- 0				
7- 1	0- 0	0- 0	CONFERENCE	0- 0	7- 1	7- 1				
4- 0	0- 0	0- 0	HOME	0- 0	4- 0	4- 0				
3- 1	0- 0	0- 0	AWAY	0- 0	3- 1	3- 1				
0- 0	0- 0	0- 0	NEUTRAL	0- 0	0- 0	0- 0				

RPI	S	Opponent	Score	RPI	S	Opponent	Score	RPI	S	Opponent	Score	RPI	S	Opponent	Score	Team's RPI: 209
28	A	South Fla.	48	108	60	A	Oklahoma St.	66	94	108	A	Auburn	47	65		
					67	N	Toledo	76	81	190	A	Wisconsin	74	77		
					72	A	Indiana	49	64	198	A	Bethune-Cookman	56	68		
					93	A	South Ala.	65	69	253	H	Grambling	63	44		
										256	A	Texas Southern	67	57		
										283	H	Alabama A&M	77	62		
										293	H	Jackson St.	86	76		
										295	A	Prairie View	62	69		
										316	H	Alabama St.	66	58		
										341	A	Ark.-Pine Bluff	71	52		
										346	A	Mississippi Val.	70	54		
LAST 12 Division I GAMES:																
283	H	Alabama A&M	77	62	295	A	Prairie View	62	69							
316	H	Alabama St.	66	58	256	A	Texas Southern	67	57							
346	A	Mississippi Val.	70	54	67	N	Toledo	76	81							
341	A	Ark.-Pine Bluff	71	52	28	A	South Fla.	48	108							
293	H	Jackson St.	86	76	198	A	Bethune-Cookman	56	68							
253	H	Grambling	63	44	93	A	South Ala.	65	69							

Non-Div I Games: Mobile 86 54

Southern U.

Average RPI Win:	258	WON-LOST	WINNING	LAST 10	STRENGTH OF	OPP. STRENGTH	TEAM	ADJ.	CONF.	ADJ CONF.
Average RPI Loss:	191	RECORD	PCT. RANK	GAMES	SCHEDULE	OF SCHEDULE	RPI	RPI	RPI	RPI
DIV. I ONLY	3- 15	314	2- 8	185	333	303	303	19	19	
DIV. I NON-CONF.	1- 10	327	0- 5	188	331	334	334	15	15	

TOTALS	RPI 1-25	RPI 26-50	W-L RECORDS	RPI 51-100	RPI 101-999	RPI 201+				
3- 15	0- 1	0- 0	OVERALL	0- 1	3- 13	2- 8				
2- 5	0- 0	0- 0	HOME	0- 1	2- 4	1- 1				
1- 10	0- 1	0- 0	AWAY	0- 0	1- 9	1- 7				
0- 0	0- 0	0- 0	NEUTRAL	0- 0	0- 0	0- 0				
1- 10	0- 1	0- 0	NON-CONFERENCE	0- 1	1- 8	1- 4				
1- 4	0- 0	0- 0	HOME	0- 1	1- 3	1- 1				
0- 6	0- 1	0- 0	AWAY	0- 0	0- 5	0- 3				
0- 0	0- 0	0- 0	NEUTRAL	0- 0	0- 0	0- 0				
2- 5	0- 0	0- 0	CONFERENCE	0- 0	2- 5	1- 4				
1- 1	0- 0	0- 0	HOME	0- 0	1- 1	0- 0				
1- 4	0- 0	0- 0	AWAY	0- 0	1- 4	1- 4				
0- 0	0- 0	0- 0	NEUTRAL	0- 0	0- 0	0- 0				

RPI 1-25				RPI 26-50				RPI 51-100				RPI 101+ Team's RPI: 303			
RPI	S	Opponent	Score	RPI	S	Opponent	Score	RPI	S	Opponent	Score	RPI	S	Opponent	Score
5	A	Oregon	38 98					54	H	UC Davis	59 85	120	A	BYU	67 75
												140	H	Weber St.	64 77
												143	H	Idaho St.	76 70
												170	A	San Diego	59 72
												175	H	Binghamton	66 72
												194	H	UC Irvine	64 71
												202	A	Eastern Wash.	41 58
												211	A	Idaho	51 74
												222	A	Montana St.	71 91
												243	A	Montana	71 81
												263	H	CSU Bakersfield	45 46
												279	A	Grand Canyon	54 59
												284	A	Arizona	74 76
												301	A	Utah Valley	61 69
												306	H	Utah St.	70 67
												325	A	Northern Ariz.	60 57
LAST 12 Division I GAMES:															
202	A	Eastern Wash.	41 58	222	A	Montana St.	71 91								
211	A	Idaho	51 74	284	A	Arizona	74 76								
325	A	Northern Ariz.	60 57	279	A	Grand Canyon	54 59								
140	H	Weber St.	64 77	5	A	Oregon	38 98								
143	H	Idaho St.	76 70	194	H	UC Irvine	64 71								
243	A	Montana	71 81	301	A	Utah Valley	61 69								

Non-Div I Games:

Southern Utah

Average RPI Win:	229	WON-LOST	WINNING	LAST 10	STRENGTH OF	OPP. STRENGTH	TEAM	ADJ.	CONF.	ADJ CONF.
Average RPI Loss:	135	RECORD	PCT. RANK	GAMES	SCHEDULE	OF SCHEDULE	RPI	RPI	RPI	RPI
DIV. I ONLY	7- 13	255	2- 8	146	197	237	237	13	13	
DIV. I NON-CONF.	5- 8	220	1- 4	76	258	186	186	11	11	

TOTALS	RPI 1-25	RPI 26-50	W-L RECORDS	RPI 51-100	RPI 101-999	RPI 201+				
7- 13	0- 1	0- 0	OVERALL	1- 5	6- 7	5- 3				
5- 5	0- 1	0- 0	HOME	1- 2	4- 2	4- 0				
1- 8	0- 0	0- 0	AWAY	0- 3	1- 5	0- 3				
1- 0	0- 0	0- 0	NEUTRAL	0- 0	1- 0	1- 0				
5- 8	0- 1	0- 0	NON-CONFERENCE	1- 4	4- 3	3- 2				
3- 3	0- 1	0- 0	HOME	1- 2	2- 0	2- 0				
1- 5	0- 0	0- 0	AWAY	0- 2	1- 3	0- 2				
1- 0	0- 0	0- 0	NEUTRAL	0- 0	1- 0	1- 0				
2- 5	0- 0	0- 0	CONFERENCE	0- 1	2- 4	2- 1				
2- 2	0- 0	0- 0	HOME	0- 0	2- 2	2- 0				
0- 3	0- 0	0- 0	AWAY	0- 1	0- 2	0- 1				
0- 0	0- 0	0- 0	NEUTRAL	0- 0	0- 0	0- 0				

RPI 1-25				RPI 26-50				RPI 51-100				RPI 101+ Team's RPI : 237			
RPI	S	Opponent	Score	RPI	S	Opponent	Score	RPI	S	Opponent	Score	RPI	S	Opponent	Score
22	H	Buffal o	59 76					63	A	Dayton	59 80	116	A	Sai nt Loui s	55 78
								67	H	Toledo	39 58	151	H	Davi dson	68 75
								70	A	Al bany (NY)	52 69	160	A	Bucknel l	59 48
								80	H	Penn St.	65 62	166	H	Sai nt Joseph' s	64 70
								87	A	Navy	48 86	201	A	Si ena	62 70
								98	H	Del aware	52 53	206	A	La Sal le	63 66
												207	H	Ni agara	76 58
												214	H	Eastern Mi ch.	70 51
												215	A	Hofstra	68 71
												296	H	Massachusetts	69 59
												298	A	Can i si us	69 71
												320	H	Rhode Isl and	81 70
												327	N	UMBC	63 54

LAST 12 Di vi si on I GAMES:															
151	H	Davi dson	68 75	116	A	Sai nt Loui s	55 78	215	A	Hofstra	68 71				
320	H	Rhode Isl and	81 70	70	A	Al bany (NY)	52 69	22	H	Buffal o	59 76				
206	A	La Sal le	63 66	80	H	Penn St.	65 62	80	H	Toledo	39 58				
63	A	Dayton	59 80	67	H	Toledo	39 58								
296	H	Massachusetts	69 59												
166	H	Sai nt Joseph' s	64 70												

Non-Div I Games:

St. Bonaventure

Average RPI Win:	283	WON-LOST	WINNING	LAST 10	STRENGTH OF	OPP. STRENGTH	TEAM	ADJ.	CONF.	ADJ CONF.
Average RPI Loss:	187	RECORD	PCT. RANK	GAMES	SCHEDULE	OF SCHEDULE	RPI	RPI	RPI	RPI
DIV. I ONLY	7- 11	236	4- 6	317	269	276	276	28	28	
DIV. I NON-CONF.	4- 7	226	2- 3	296	247	276	276	28	28	

TOTALS	RPI 1-25	RPI 26-50	W-L RECORDS	RPI 51-100	RPI 101-999	RPI 201+				
7- 11	0- 0	0- 1	OVERALL	0- 1	7- 9	6- 5				
5- 1	0- 0	0- 0	HOME	0- 0	5- 1	4- 1				
2- 9	0- 0	0- 1	AWAY	0- 1	2- 7	2- 4				
0- 1	0- 0	0- 0	NEUTRAL	0- 0	0- 1	0- 0				
4- 7	0- 0	0- 1	NON-CONFERENCE	0- 1	4- 5	3- 3				
3- 1	0- 0	0- 0	HOME	0- 0	3- 1	2- 1				
1- 5	0- 0	0- 1	AWAY	0- 1	1- 3	1- 2				
0- 1	0- 0	0- 0	NEUTRAL	0- 0	0- 1	0- 0				
3- 4	0- 0	0- 0	CONFERENCE	0- 0	3- 4	3- 2				
2- 0	0- 0	0- 0	HOME	0- 0	2- 0	2- 0				
1- 4	0- 0	0- 0	AWAY	0- 0	1- 4	1- 2				
0- 0	0- 0	0- 0	NEUTRAL	0- 0	0- 0	0- 0				

RPI 1-25				RPI 26-50				RPI 51-100				RPI 101+ Team's RPI: 276			
RPI	S	Opponent	Score	RPI	S	Opponent	Score	RPI	S	Opponent	Score	RPI	S	Opponent	Score
				37	A	St. John's (NY)	49 73	99	A	Seton Hall	50 84	145	A	Robert Morris	36 59
												149	A	Saint Francis (PA)	75 90
												187	H	Army West Point	73 52
												196	N	Norfolk St.	51 52
												199	A	Fla. Atlantic	60 80
												226	H	Loyola Maryland	64 47
												232	A	Manhattan	54 57
												234	H	Morehead St.	59 73
												238	A	Howard	69 72
												251	A	LIU Brooklyn	59 61
												262	H	Mt. St. Mary's	82 73
												281	A	Bryant	63 73
												314	A	Central Conn. St.	78 70
												319	H	Wagner	80 76
												337	H	Iona	72 63
												338	A	Saint Peter's	64 49
LAST 12 Division I GAMES:															
281	A	Bryant	63 73	251	A	LIU Brooklyn	59 61								
314	A	Central Conn. St.	78 70	234	H	Morehead St.	59 73								
319	H	Wagner	80 76	337	H	Iona	72 63								
262	H	Mt. St. Mary's	82 73	238	A	Howard	69 72								
145	A	Robert Morris	36 59	226	H	Loyola Maryland	64 47								
149	A	Saint Francis (PA)	75 90	99	A	Seton Hall	50 84								

Non-Div I Games:

St. Francis Brooklyn

Average RPI Win:	110	WON-LOST	WINNING	LAST 10	STRENGTH OF	OPP. STRENGTH	TEAM	ADJ.	CONF.	ADJ CONF.
Average RPI Loss:	59	RECORD	PCT. RANK	GAMES	SCHEDULE	OF SCHEDULE	RPI	RPI	RPI	RPI
DIV. I ONLY	12- 8	114	0- 1	10	44	37	37	6	6	
DIV. I NON-CONF.	7- 4	102	0- 1	4	92	26	26	5	5	

TOTALS	RPI 1-25	RPI 26-50	W-L RECORDS	RPI 51-100	RPI 101-999	RPI 201+				
12- 8	0- 3	2- 2	OVERALL	5- 2	5- 1	1- 0				
7- 3	0- 1	2- 0	HOME	1- 1	4- 1	1- 0				
4- 3	0- 1	0- 1	AWAY	3- 1	1- 0	0- 0				
1- 2	0- 1	0- 1	NEUTRAL	1- 0	0- 0	0- 0				
7- 4	0- 2	0- 1	NON-CONFERENCE	4- 1	3- 0	1- 0				
4- 2	0- 1	0- 0	HOME	1- 1	3- 0	1- 0				
2- 0	0- 0	0- 0	AWAY	2- 0	0- 0	0- 0				
1- 2	0- 1	0- 1	NEUTRAL	1- 0	0- 0	0- 0				
5- 4	0- 1	2- 1	CONFERENCE	1- 1	2- 1	0- 0				
3- 1	0- 0	2- 0	HOME	0- 0	1- 1	0- 0				
2- 3	0- 1	0- 1	AWAY	1- 1	1- 0	0- 0				
0- 0	0- 0	0- 0	NEUTRAL	0- 0	0- 0	0- 0				

RPI 1-25				RPI 26-50				Team's RPI: 37				RPI 51-100				RPI 101+			
RPI	S	Opponent	Score	RPI	S	Opponent	Score	RPI	S	Opponent	Score	RPI	S	Opponent	Score	RPI	S	Opponent	Score
19	A	Marquette	72 74	27	H	Villanova	70 64	62	A	Miami (FL)	74 64	122	H	Kansas	65 53				
21	N	South Carolina	58 76	28	N	South Fla.	59 68	70	A	Albany (NY)	71 66	146	H	William & Mary	92 81				
22	H	Buffalo	72 73	29	A	DePaul	67 76	74	H	Fordham	64 67	150	H	Georgetown	64 41				
				48	H	Creighton	72 65	81	A	Butler	73 55	158	A	Xavier	67 63				
								86	H	James Madison	81 64	181	H	Providence	44 49				
								91	N	Western Mich.	76 48	276	H	St. Francis Brooklyn	73 49				
								99	A	Seton Hall	57 62								
LAST 12 Division I GAMES:																			
28	N	South Fla.	59 68	48	H	Creighton	72 65	181	H	Providence	44 49								
99	A	Seton Hall	57 62	29	A	DePaul	67 76	29	A	DePaul	67 76								
27	H	Villanova	70 64	19	A	Marquette	72 74	19	A	Marquette	72 74								
150	H	Georgetown	64 41	22	H	Buffalo	72 73	22	H	Buffalo	72 73								
81	A	Butler	73 55	122	H	Kansas	65 53	122	H	Kansas	65 53								
158	A	Xavier	67 63																

Non-Div I Games:

St. John's (NY)

Average RPI Win:	130	WON-LOST	WINNING	LAST 10	STRENGTH OF	OPP. STRENGTH	TEAM	ADJ.	CONF.	ADJ CONF.
Average RPI Loss:	23	RECORD	PCT. RANK	GAMES	SCHEDULE	OF SCHEDULE	RPI	RPI	RPI	RPI
DIV. I ONLY	12- 8	114	6- 4	6	5	26	26	4	4	
DIV. I NON-CONF.	6- 6	170	1- 3	5	14	45	45	3	3	

TOTALS	RPI 1-25	RPI 26-50	W-L RECORDS	RPI 51-100	RPI 101-999	RPI 201+				
12- 8	1- 6	2- 1	OVERALL	2- 0	7- 1	3- 0				
7- 2	1- 1	1- 0	HOME	1- 0	4- 1	2- 0				
3- 4	0- 3	1- 1	AWAY	0- 0	2- 0	1- 0				
2- 2	0- 2	0- 0	NEUTRAL	1- 0	1- 0	0- 0				
6- 6	0- 5	0- 0	NON-CONFERENCE	1- 0	5- 1	2- 0				
3- 2	0- 1	0- 0	HOME	0- 0	3- 1	2- 0				
1- 2	0- 2	0- 0	AWAY	0- 0	1- 0	0- 0				
2- 2	0- 2	0- 0	NEUTRAL	1- 0	1- 0	0- 0				
6- 2	1- 1	2- 1	CONFERENCE	1- 0	2- 0	1- 0				
4- 0	1- 0	1- 0	HOME	1- 0	1- 0	0- 0				
2- 2	0- 1	1- 1	AWAY	0- 0	1- 0	1- 0				
0- 0	0- 0	0- 0	NEUTRAL	0- 0	0- 0	0- 0				

RPI 1-25				RPI 26-50				RPI 51-100				RPI 101+			
RPI	S	Opponent	Score	RPI	S	Opponent	Score	RPI	S	Opponent	Score	RPI	S	Opponent	Score
1	N	UConn	53 78	32	A	Arizona St.	66 73	69	H	Washington St.	70 57	106	N	Kent St.	79 54
6	A	Ohio St.	64 85	49	A	Southern Cal i forn i a	59 55	77	N	Bel mont	74 53	110	H	Western Ill.	64 71
6	N	Ohio St.	82 94	49	H	Southern Cal i forn i a	72 65					111	H	UNLV	74 33
8	A	UCLA	53 64									134	H	Washi ngton	71 45
8	H	UCLA	76 65									174	A	San Franci sco	86 66
9	H	Tennessee	71 83									233	H	UC Ri versi de	53 43
13	A	Bayl or	57 81									263	H	CSU Bakersfi el d	57 34
												284	A	Ari zona	61 46

LAST 12 Divi s i o n I GAMES:															
8	A	UCLA	53 64	49	H	Southern Cal i forn i a	72 65	8	H	UCLA	76 65	9	H	Tennessee	71 83
49	A	Southern Cal i forn i a	59 55	8	H	UCLA	76 65	9	H	Tennessee	71 83	110	H	Western Ill.	64 71
134	H	Washi ngton	71 45	9	H	Tennessee	71 83	110	H	Western Ill.	64 71	111	H	UNLV	74 33
69	H	Washi ngton St.	70 57	110	H	Western Ill.	64 71	111	H	UNLV	74 33	13	A	Bayl or	57 81
32	A	Arizona St.	66 73	13	A	Bayl or	57 81								
284	A	Ari zona	61 46												

Non-Di v I Games:

Stanford

Average RPI Win:	229	WON-LOST	WINNING	LAST 10	STRENGTH OF	OPP. STRENGTH	TEAM	ADJ.	CONF.	ADJ CONF.
Average RPI Loss:	112	RECORD	PCT. RANK	GAMES	SCHEDULE	OF SCHEDULE	RPI	RPI	RPI	RPI
DIV. I ONLY	10- 9	162	6- 4	202	126	172	172	22	22	
DIV. I NON-CONF.	7- 7	170	4- 3	122	86	146	146	20	20	

TOTALS	RPI 1-25	RPI 26-50	W-L RECORDS	RPI 51-100	RPI 101-999	RPI 201+				
10- 9	0- 2	0- 1	OVERALL	1- 1	9- 5	6- 2				
6- 1	0- 0	0- 0	HOME	1- 0	5- 1	4- 0				
2- 4	0- 2	0- 1	AWAY	0- 0	2- 1	1- 1				
2- 4	0- 0	0- 0	NEUTRAL	0- 1	2- 3	1- 1				
7- 7	0- 2	0- 0	NON-CONFERENCE	1- 1	6- 4	3- 1				
4- 1	0- 0	0- 0	HOME	1- 0	3- 1	2- 0				
1- 2	0- 2	0- 0	AWAY	0- 0	1- 0	0- 0				
2- 4	0- 0	0- 0	NEUTRAL	0- 1	2- 3	1- 1				
3- 2	0- 0	0- 1	CONFERENCE	0- 0	3- 1	3- 1				
2- 0	0- 0	0- 0	HOME	0- 0	2- 0	2- 0				
1- 2	0- 0	0- 1	AWAY	0- 0	1- 1	1- 1				
0- 0	0- 0	0- 0	NEUTRAL	0- 0	0- 0	0- 0				

RPI 1-25				RPI 26-50				RPI 51-100				RPI 101+				Team's RPI: 172
RPI	S	Opponent	Score	RPI	S	Opponent	Score	RPI	S	Opponent	Score	RPI	S	Opponent	Score	
4	A	Florida St.	39 84	41	A	FGCU	40 80	57	N	Western Ky.	58 66	101	N	Wright St.	59 64	
10	A	Texas	59 95					97	H	Chattanooga	78 67	119	H	High Point	64 69	
												152	A	SIUE	65 61	
												157	H	Texas St.	61 54	
												181	N	Providence	45 56	
												192	N	Florida	85 71	
												225	H	Richmond	72 67	
												247	N	UMKC	50 67	
												250	A	Kennesaw St.	49 66	
												254	A	Lipscomb	59 55	
												258	H	Northern Ky.	67 56	
												304	N	Delaware St.	58 43	
												307	H	USC Upstate	62 61	
												340	H	NJIT	73 55	

LAST 12 Division I GAMES:																
250	A	Kennesaw St.	49 66	247	N	UMKC	50 67	157	H	Texas St.	61 54	225	H	Richmond	72 67	
254	A	Lipscomb	59 55	157	H	Texas St.	61 54	57	N	Western Ky.	58 66	4	A	Florida St.	39 84	
340	H	NJIT	73 55	225	H	Richmond	72 67	4	A	Florida St.	39 84	152	A	SIUE	65 61	
307	H	USC Upstate	62 61	57	N	Western Ky.	58 66									
41	A	FGCU	40 80													
304	N	Delaware St.	58 43	152	A	SIUE	65 61									

Non-Div I Games: Thomas (GA) 92 41 Webber Int'l 67 30

Stetson

Average RPI Win:	286	WON-LOST	WINNING	LAST 10	STRENGTH OF	OPP. STRENGTH	TEAM	ADJ.	CONF.	ADJ CONF.
Average RPI Loss:	126	RECORD	PCT. RANK	GAMES	SCHEDULE	OF SCHEDULE	RPI	RPI	RPI	RPI
DIV. I ONLY	10- 9	162	5- 5	293	271	231	231	20	20	
DIV. I NON-CONF.	7- 5	132	3- 2	336	257	234	234	24	24	

TOTALS	RPI 1-25	RPI 26-50	W-L RECORDS	RPI 51-100	RPI 101-999	RPI 201+				
10- 9	0- 1	0- 0	OVERALL	0- 3	10- 5	9- 1				
6- 4	0- 0	0- 0	HOME	0- 1	6- 3	6- 0				
4- 5	0- 1	0- 0	AWAY	0- 2	4- 2	3- 1				
0- 0	0- 0	0- 0	NEUTRAL	0- 0	0- 0	0- 0				
7- 5	0- 1	0- 0	NON-CONFERENCE	0- 1	7- 3	7- 1				
4- 1	0- 0	0- 0	HOME	0- 0	4- 1	4- 0				
3- 4	0- 1	0- 0	AWAY	0- 1	3- 2	3- 1				
0- 0	0- 0	0- 0	NEUTRAL	0- 0	0- 0	0- 0				
3- 4	0- 0	0- 0	CONFERENCE	0- 2	3- 2	2- 0				
2- 3	0- 0	0- 0	HOME	0- 1	2- 2	2- 0				
1- 1	0- 0	0- 0	AWAY	0- 1	1- 0	0- 0				
0- 0	0- 0	0- 0	NEUTRAL	0- 0	0- 0	0- 0				

RPI 1-25				RPI 26-50				RPI 51-100				RPI 101+				Team's RPI: 231	
RPI	S	Opponent	Score	RPI	S	Opponent	Score	RPI	S	Opponent	Score	RPI	S	Opponent	Score		
25	A	Syracuse	70 81					70	H	Albany (NY)	68 72	127	H	Yale	71 77		
								75	A	Maine	56 64	138	H	Hartford	68 75		
								88	A	Harvard	53 60	163	H	New Hampshire	50 51		
												175	A	Binghamton	67 59		
												186	A	Northwestern	36 68		
												215	A	Hofstra	73 49		
												232	H	Manhattan	74 59		
												261	A	Cornell	40 48		
												289	A	Fairleigh Dickinson	56 51		
												294	H	Vermont	80 57		
												314	H	Central Conn. St.	60 55		
												319	H	Wagner	69 50		
												333	A	Ga. Southern	68 49		
												337	H	Iona	63 46		
												349	H	UMass Lowell	59 50		
LAST 12 Division I GAMES:																	
349	H	UMass Lowell	59 50	75	A	Maine	56 64										
163	H	New Hampshire	50 51	88	A	Harvard	53 60										
175	A	Binghamton	67 59	333	A	Ga. Southern	68 49										
294	H	Vermont	80 57	314	H	Central Conn. St.	60 55										
70	H	Albany (NY)	68 72	337	H	Iona	63 46										
138	H	Hartford	68 75	186	A	Northwestern	36 68										

Non-Div I Games: Farmingdale St. 76 25

Stony Brook

Average RPI Win:	172	WON-LOST	WINNING	LAST 10	STRENGTH OF	OPP. STRENGTH	TEAM	ADJ.	CONF.	ADJ CONF.
Average RPI Loss:	67	RECORD	PCT. RANK	GAMES	SCHEDULE	OF SCHEDULE	RPI	RPI	RPI	RPI
DIV. I ONLY	14- 5	54	7- 3	101	53	61	61	5	5	
DIV. I NON-CONF.	9- 2	34	3- 1	247	156	87	87	6	6	

TOTALS	RPI 1-25	RPI 26-50	W-L RECORDS	RPI 51-100	RPI 101-999	RPI 201+				
14- 5	1- 1	1- 2	OVERALL	2- 0	10- 2	6- 0				
9- 2	1- 0	0- 1	HOME	1- 0	7- 1	3- 0				
3- 3	0- 1	1- 1	AWAY	1- 0	1- 1	1- 0				
2- 0	0- 0	0- 0	NEUTRAL	0- 0	2- 0	2- 0				
9- 2	0- 1	0- 0	NON-CONFERENCE	1- 0	8- 1	5- 0				
6- 1	0- 0	0- 0	HOME	1- 0	5- 1	2- 0				
1- 1	0- 1	0- 0	AWAY	0- 0	1- 0	1- 0				
2- 0	0- 0	0- 0	NEUTRAL	0- 0	2- 0	2- 0				
5- 3	1- 0	1- 2	CONFERENCE	1- 0	2- 1	1- 0				
3- 1	1- 0	0- 1	HOME	0- 0	2- 0	1- 0				
2- 2	0- 0	1- 1	AWAY	1- 0	0- 1	0- 0				
0- 0	0- 0	0- 0	NEUTRAL	0- 0	0- 0	0- 0				

RPI	S	Opponent	Score	RPI	S	Opponent	Score	RPI	S	Opponent	Score	RPI	S	Opponent	Score
10	H	Texas	79 77	34	A	Oklahoma	71 84	73	H	Alabama	88 67	122	A	Kansas	77 86
15	A	Texas A&M	58 71	35	A	West Virginia	76 74	76	A	Kansas St.	68 63	122	H	Kansas	76 66
				35	H	West Virginia	82 87					127	H	Yale	72 82
												157	H	Texas St.	82 58
												177	H	Oral Roberts	72 58
												185	H	Hampton	90 68
												211	N	Idaho	86 76
												216	A	SMU	64 58
												227	H	Texas Tech	93 72
												284	N	Arizona	68 59
												310	H	Southeastern La.	112 62
												318	H	Northwestern St.	89 51

LAST 12 Division I GAMES:															
				76	A	Kansas St.	68 63	122	A	Kansas	77 86				
				122	H	Kansas	76 66	35	H	West Virginia	82 87				
				35	A	West Virginia	76 74	185	H	Hampton	90 68				
				10	H	Texas	79 77	318	H	Northwestern St.	89 51				
				227	H	Texas Tech	93 72	310	H	Southeastern La.	112 62				
				34	A	Oklahoma	71 84	15	A	Texas A&M	58 71				

Non-Div I Games:

TCU

Average RPI Win: 224

Average RPI Loss: 53

WON-LOST
RECORDWINNING
PCT. RANKLAST 10
GAMESSTRENGTH OF
SCHEDULEOPP. STRENGTH
OF SCHEDULETEAM
RPIADJ.
RPICONF.
RPIADJ CONF.
RPIDIV. I ONLY
DIV. I NON-CONF.9- 10
8- 5191
1112- 8
3- 392
21556
74173
188173
1888
78
7

TOTALS

RPI 1-25

RPI 26-50

W-L RECORDS

RPI 51-100

RPI 101-999

RPI 201+

9- 10

0- 3

0- 4

OVERALL

1- 0

8- 3

5- 0

7- 8

0- 3

0- 3

HOME

1- 0

6- 2

3- 0

2- 2

0- 0

0- 0

AWAY

0- 0

2- 0

2- 0

0- 0

0- 0

0- 0

NEUTRAL

0- 0

0- 0

0- 0

8- 5

0- 2

0- 1

NON-CONFERENCE

1- 0

7- 2

4- 0

6- 5

0- 2

0- 1

HOME

1- 0

5- 2

2- 0

2- 0

0- 0

0- 0

AWAY

0- 0

2- 0

2- 0

0- 0

0- 0

0- 0

NEUTRAL

0- 0

0- 0

0- 0

1- 5

0- 1

0- 3

CONFERENCE

0- 0

1- 1

1- 0

1- 3

0- 1

0- 2

HOME

0- 0

1- 0

1- 0

0- 2

0- 0

0- 1

AWAY

0- 0

0- 1

0- 0

0- 0

0- 0

0- 0

NEUTRAL

0- 0

0- 0

0- 0

RPI 1-25

RPI 26-50

RPI 51-100

RPI 101+

Team's RPI: 173

RPI	S	Opponent	Score
1	H	UConn	57 113
14	H	Rutgers	67 84
21	H	South Carolina	60 87

RPI	S	Opponent	Score
27	H	Villanova	65 69
28	H	South Fla.	73 89
45	H	Houston	75 99
50	A	UCF	46 76

RPI	S	Opponent	Score
88	H	Harvard	86 64

RPI	S	Opponent	Score
103	H	Ole Miss	48 64
105	H	Penn	59 74
139	A	Cincinnati	72 80
166	H	Saint Joseph's	69 66
185	H	Hampton	65 56
197	H	Marist	83 77
206	A	La Salle	69 52
216	H	SMU	55 52
304	H	Delaware St.	96 72
319	H	Wagner	70 36
337	A	Iona	59 54

LAST 12 Division I GAMES:

105	H	Penn	59 74	50	A	UCF	46 76
1	H	UConn	57 113	21	H	South Carolina	60 87
45	H	Houston	75 99	197	H	Marist	83 77
139	A	Cincinnati	72 80	27	H	Villanova	65 69
28	H	South Fla.	73 89	185	H	Hampton	65 56
216	H	SMU	55 52	88	H	Harvard	86 64

T
e
m
p
l
eT
e
m
p
l
e

Non-Div I Games:

Temple

Average RPI Win:	121	WON-LOST	WINNING	LAST 10	STRENGTH OF	OPP. STRENGTH	TEAM	ADJ.	CONF.	ADJ CONF.
Average RPI Loss:	7	RECORD	PCT. RANK	GAMES	SCHEDULE	OF SCHEDULE	RPI	RPI	RPI	RPI
DIV. I ONLY	16- 3	17	7- 3	21	10	9	9	2	2	
DIV. I NON-CONF.	12- 1	6	5- 1	39	29	5	5	2	2	

TOTALS	RPI 1-25	RPI 26-50	W-L RECORDS	RPI 51-100	RPI 101-999	RPI 201+				
16- 3	3- 3	1- 0	OVERALL	4- 0	8- 0	3- 0				
9- 1	1- 1	0- 0	HOME	2- 0	6- 0	2- 0				
4- 2	1- 2	1- 0	AWAY	0- 0	2- 0	1- 0				
3- 0	1- 0	0- 0	NEUTRAL	2- 0	0- 0	0- 0				
12- 1	2- 1	1- 0	NON-CONFERENCE	4- 0	5- 0	3- 0				
7- 0	1- 0	0- 0	HOME	2- 0	4- 0	2- 0				
2- 1	0- 1	1- 0	AWAY	0- 0	1- 0	1- 0				
3- 0	1- 0	0- 0	NEUTRAL	2- 0	0- 0	0- 0				
4- 2	1- 2	0- 0	CONFERENCE	0- 0	3- 0	0- 0				
2- 1	0- 1	0- 0	HOME	0- 0	2- 0	0- 0				
2- 1	1- 1	0- 0	AWAY	0- 0	1- 0	0- 0				
0- 0	0- 0	0- 0	NEUTRAL	0- 0	0- 0	0- 0				

RPI	S	Opponent	Score	RPI	S	Opponent	Score	RPI	S	Opponent	Score	RPI	S	Opponent	Score
2	A	Notre Dame	70 84	26	A	Stanford	83 71	60	N	Oklahoma St.	79 69	108	H	Auburn	70 59
3	H	Mississippi St.	52 71					86	H	James Madison	89 60	113	A	Kentucky	63 49
10	H	Texas	82 75					94	N	South Dakota	69 49	128	H	ETSU	87 49
15	A	Texas A&M	76 79					95	H	Central Ark.	77 34	132	H	Vanderbilt	86 73
19	N	Marquette	101 99									153	H	Wichita St.	68 56
21	A	South Carolina	86 70									242	H	Troy	131 69

LAST 12 Division I GAMES:															
3	H	Mississippi St.	52 71	113	A	Kentucky	63 49								
2	A	Notre Dame	70 84	26	A	Stanford	83 71								
21	A	South Carolina	86 70	336	A	Long Beach St.	90 61								
15	A	Texas A&M	76 79	10	H	Texas	82 75								
132	H	Vanderbilt	86 73	242	H	Troy	131 69								
108	H	Auburn	70 59	316	H	Alabama St.	104 51								

Non-Div I Games:

Tennessee

Average RPI Win:	290	WON-LOST	WINNING	LAST 10	STRENGTH OF	OPP. STRENGTH	TEAM	ADJ.	CONF.	ADJ CONF.
Average RPI Loss:	206	RECORD	PCT. RANK	GAMES	SCHEDULE	OF SCHEDULE	RPI	RPI	RPI	RPI
DIV. I ONLY	2- 14	324	2- 8	309	256	345	345	26	26	
DIV. I NON-CONF.	1- 7	310	1- 2	220	250	333	333	27	27	

TOTALS	RPI 1-25	RPI 26-50	W-L RECORDS	RPI 51-100	RPI 101-999	RPI 201+				
2- 14	0- 1	0- 1	OVERALL	0- 0	2- 12	2- 9				
2- 7	0- 0	0- 1	HOME	0- 0	2- 6	2- 5				
0- 7	0- 1	0- 0	AWAY	0- 0	0- 6	0- 4				
0- 0	0- 0	0- 0	NEUTRAL	0- 0	0- 0	0- 0				
1- 7	0- 1	0- 1	NON-CONFERENCE	0- 0	1- 5	1- 4				
1- 4	0- 0	0- 1	HOME	0- 0	1- 3	1- 3				
0- 3	0- 1	0- 0	AWAY	0- 0	0- 2	0- 1				
0- 0	0- 0	0- 0	NEUTRAL	0- 0	0- 0	0- 0				
1- 7	0- 0	0- 0	CONFERENCE	0- 0	1- 7	1- 5				
1- 3	0- 0	0- 0	HOME	0- 0	1- 3	1- 2				
0- 4	0- 0	0- 0	AWAY	0- 0	0- 4	0- 3				
0- 0	0- 0	0- 0	NEUTRAL	0- 0	0- 0	0- 0				

RPI 1-25				RPI 26-50				RPI 51-100				RPI 101+				Team's RPI: 345
RPI	S	Opponent	Score	RPI	S	Opponent	Score	RPI	S	Opponent	Score	RPI	S	Opponent	Score	
7	A	Louisville	56 95	33	H	Ball St.	65 85					136	H	Jacksonville St.	56 75	
												152	A	SIUE	63 74	
												162	A	Memphis	75 79	
												205	A	Southeast Mo. St.	66 71	
												213	A	Arkansas St.	62 68	
												235	H	Austin Peay	59 75	
												242	H	Troy	66 95	
												246	A	UT Martin	68 80	
												254	H	Lipscomb	71 64	
												283	H	Alabama A&M	75 77	
												299	H	Murray St.	73 85	
												326	H	Tennessee Tech	76 66	
												328	H	Marshall	65 71	
												342	A	Eastern Ill.	59 66	

LAST 12 Division I GAMES:																
299	H	Murray St.	73 85	205	A	Southeast Mo. St.	66 71									
235	H	Austin Peay	59 75	246	A	UT Martin	68 80									
152	A	SIUE	63 74	328	H	Marshall	65 71									
342	A	Eastern Ill.	59 66	254	H	Lipscomb	71 64									
326	H	Tennessee Tech	76 66	7	A	Louisville	56 95									
136	H	Jacksonville St.	56 75	213	A	Arkansas St.	62 68									

Non-Div I Games: Fisk 93 48

Tennessee St.

Average RPI Win:	289	WON-LOST	WINNING	LAST 10	STRENGTH OF	OPP. STRENGTH	TEAM	ADJ.	CONF.	ADJ CONF.
Average RPI Loss:	186	RECORD	PCT. RANK	GAMES	SCHEDULE	OF SCHEDULE	RPI	RPI	RPI	RPI
DIV. I ONLY	2- 15	327	2- 8	178	345	326	326	26	26	
DIV. I NON-CONF.	1- 8	313	1- 2	120	226	295	295	27	27	

TOTALS	RPI 1-25	RPI 26-50	W-L RECORDS	RPI 51-100	RPI 101-999	RPI 201+				
2- 15	0- 1	0- 0	OVERALL	0- 2	2- 12	2- 7				
2- 6	0- 0	0- 0	HOME	0- 1	2- 5	2- 4				
0- 9	0- 1	0- 0	AWAY	0- 1	0- 7	0- 3				
0- 0	0- 0	0- 0	NEUTRAL	0- 0	0- 0	0- 0				
1- 8	0- 1	0- 0	NON-CONFERENCE	0- 1	1- 6	1- 1				
1- 3	0- 0	0- 0	HOME	0- 1	1- 2	1- 1				
0- 5	0- 1	0- 0	AWAY	0- 0	0- 4	0- 0				
0- 0	0- 0	0- 0	NEUTRAL	0- 0	0- 0	0- 0				
1- 7	0- 0	0- 0	CONFERENCE	0- 1	1- 6	1- 6				
1- 3	0- 0	0- 0	HOME	0- 0	1- 3	1- 3				
0- 4	0- 0	0- 0	AWAY	0- 1	0- 3	0- 3				
0- 0	0- 0	0- 0	NEUTRAL	0- 0	0- 0	0- 0				

RPI 1-25				RPI 26-50				RPI 51-100				RPI 101+				Team's RPI: 326
RPI	S	Opponent	Score	RPI	S	Opponent	Score	RPI	S	Opponent	Score	RPI	S	Opponent	Score	
20	A	Georgia	48 56					77	A	Belmont	59 78	101	A	Wright St.	59 82	
								84	H	IUPUI	54 68	113	A	Kentucky	54 82	
												123	A	Middle Tenn.	44 58	
												128	A	ETSU	55 74	
												200	H	Radford	41 60	
												234	A	Morehead St.	51 53	
												234	H	Morehead St.	67 74	
												235	H	Austin Peay	63 59	
												254	H	Lipscomb	57 61	
												286	A	Eastern Ky.	53 55	
												286	H	Eastern Ky.	68 76	
												299	H	Murray St.	63 72	
												343	H	Winthrop	70 41	
												345	A	Tennessee St.	66 76	

LAST 12 Division I GAMES:																
234	A	Morehead St.	51 53	286	H	Eastern Ky.	68 76									
286	A	Eastern Ky.	53 55	234	H	Morehead St.	67 74									
299	H	Murray St.	63 72	254	H	Lipscomb	57 61									
235	H	Austin Peay	63 59	343	H	Winthrop	70 41									
345	A	Tennessee St.	66 76	84	H	IUPUI	54 68									
77	A	Belmont	59 78	113	A	Kentucky	54 82									

Non-Div I Games: Cumberland (TN) 83 52 Tenn. Wesleyan 84 66

Tennessee Tech

Average RPI Win:	136	WON-LOST	WINNING	LAST 10	STRENGTH OF	OPP. STRENGTH	TEAM	ADJ.	CONF.	ADJ CONF.
Average RPI Loss:	24	RECORD	PCT. RANK	GAMES	SCHEDULE	OF SCHEDULE	RPI	RPI	RPI	RPI
DIV. I ONLY	15- 3	21	8- 2	20	31	10	10	5	5	
DIV. I NON-CONF.	9- 2	34	3- 2	33	41	16	16	6	6	

TOTALS	RPI 1-25	RPI 26-50	W-L RECORDS	RPI 51-100	RPI 101-999	RPI 201+				
15- 3	2- 2	3- 0	OVERALL	2- 1	8- 0	4- 0				
9- 1	1- 1	1- 0	HOME	1- 0	6- 0	3- 0				
4- 2	1- 1	1- 0	AWAY	1- 1	1- 0	1- 0				
2- 0	0- 0	1- 0	NEUTRAL	0- 0	1- 0	0- 0				
9- 2	2- 2	1- 0	NON-CONFERENCE	0- 0	6- 0	3- 0				
6- 1	1- 1	0- 0	HOME	0- 0	5- 0	3- 0				
1- 1	1- 1	0- 0	AWAY	0- 0	0- 0	0- 0				
2- 0	0- 0	1- 0	NEUTRAL	0- 0	1- 0	0- 0				
6- 1	0- 0	2- 0	CONFERENCE	2- 1	2- 0	1- 0				
3- 0	0- 0	1- 0	HOME	1- 0	1- 0	0- 0				
3- 1	0- 0	1- 0	AWAY	1- 1	1- 0	1- 0				
0- 0	0- 0	0- 0	NEUTRAL	0- 0	0- 0	0- 0				

RPI	S	Opponent	Score	RPI	S	Opponent	Score	RPI	S	Opponent	Score	RPI	S	Opponent	Score
1	H	UConn	71 75	34	A	Oklahoma	88 78	60	H	Oklahoma St.	84 79	122	H	Kansas	79 62
4	H	Florida St.	87 72	35	H	West Virginia	79 58	61	A	TCU	77 79	134	N	Washington	92 68
9	A	Tennessee	75 82	40	N	LSU	75 66	76	A	Kansas St.	75 64	172	H	Stetson	95 59
20	A	Georgia	81 53									191	H	Louisiana Tech	88 54
												227	A	Texas Tech	90 39
												290	H	McNeese	100 34
												313	H	UTSA	120 70
												318	H	Northwestern St.	68 44

LAST 12 Division I GAMES:															
227	A	Texas Tech	90 39	35	H	West Virginia	79 58	4	H	Florida St.	87 72	318	H	Northwestern St.	68 44
1	H	UConn	71 75	34	A	Oklahoma	88 78	9	A	Tennessee	75 82	20	A	Georgia	81 53
122	H	Kansas	79 62												
61	A	TCU	77 79												
76	A	Kansas St.	75 64												
60	H	Oklahoma St.	84 79												

Non-Div I Games:

Texas

Average RPI Win:	122	WON-LOST	WINNING	LAST 10	STRENGTH OF	OPP. STRENGTH	TEAM	ADJ.	CONF.	ADJ CONF.
Average RPI Loss:	17	RECORD	PCT. RANK	GAMES	SCHEDULE	OF SCHEDULE	RPI	RPI	RPI	RPI
DIV. I ONLY	16- 5	41	7- 3	5	41	15	15	2	2	
DIV. I NON-CONF.	11- 3	46	4- 1	13	60	24	24	2	2	

TOTALS	RPI 1-25	RPI 26-50	W-L RECORDS	RPI 51-100	RPI 101-999	RPI 201+				
16- 5	1- 4	3- 1	OVERALL	3- 0	9- 0	4- 0				
11- 3	1- 2	2- 1	HOME	2- 0	6- 0	2- 0				
4- 1	0- 1	1- 0	AWAY	1- 0	2- 0	1- 0				
1- 1	0- 1	0- 0	NEUTRAL	0- 0	1- 0	1- 0				
11- 3	0- 2	2- 1	NON-CONFERENCE	2- 0	7- 0	4- 0				
8- 2	0- 1	1- 1	HOME	2- 0	5- 0	2- 0				
2- 0	0- 0	1- 0	AWAY	0- 0	1- 0	1- 0				
1- 1	0- 1	0- 0	NEUTRAL	0- 0	1- 0	1- 0				
5- 2	1- 2	1- 0	CONFERENCE	1- 0	2- 0	0- 0				
3- 1	1- 1	1- 0	HOME	0- 0	1- 0	0- 0				
2- 1	0- 1	0- 0	AWAY	1- 0	1- 0	0- 0				
0- 0	0- 0	0- 0	NEUTRAL	0- 0	0- 0	0- 0				

RPI	S	Opponent	Score	RPI	S	Opponent	Score	RPI	S	Opponent	Score	RPI	S	Opponent	Score
5	H	Oregon	68 83	35	H	West Virginia	56 70	61	H	TCU	71 58	108	A	Auburn	82 73
5	N	Oregon	62 84	40	H	LSU	69 59	73	A	Alabama	73 54	113	H	Kentucky	74 70
9	H	Tennessee	79 76	45	H	Houston	83 65	95	H	Central Ark.	72 61	124	H	Louisiana	83 62
20	H	Georgia	84 92	49	A	Southern California	75 74					126	H	Rice	82 76
21	A	South Carolina	59 61									129	H	Little Rock	66 49
												216	H	SMU	79 57
												227	A	Texas Tech	90 56
												241	N	Hawaii	103 59
												295	H	Prairie View	98 70

LAST 12 Division I GAMES:															
40	H	LSU	69 59	21	A	South Carolina	59 61	216	H	SMU	79 57				
73	A	Alabama	73 54					5	N	Oregon	62 84				
20	H	Georgia	84 92					241	N	Hawaii	103 59				
9	H	Tennessee	79 76					49	A	Southern California	75 74				
108	A	Auburn	82 73					95	H	Central Ark.	72 61				
113	H	Kentucky	74 70												

Non-Div I Games:

Texas A&M

Average RPI Win: 300		WON-LOST	WINNING	LAST 10	STRENGTH OF	OPP. STRENGTH	TEAM	ADJ.	CONF.	ADJ CONF.
Loss: 163		RECORD	PCT. RANK	GAMES	SCHEDULE	OF SCHEDULE	RPI	RPI	RPI	RPI
DIV. I ONLY		8- 8	170	0- 0	334	315	256	256	32	32
DIV. I NON-CONF.		3- 6	239	0- 0	263	209	238	238	32	32
TOTALS		RPI 1-25	RPI 26-50	W-L RECORDS	RPI 51-100	RPI 101-999	RPI 201+			
8- 8	0- 0		0- 0	OVERALL	0- 0	8- 8	8- 2			
3- 3	0- 0		0- 0	HOME	0- 0	3- 3	3- 2			
3- 5	0- 0		0- 0	AWAY	0- 0	3- 5	3- 0			
2- 0	0- 0		0- 0	NEUTRAL	0- 0	2- 0	2- 0			
3- 6	0- 0		0- 0	NON-CONFERENCE	0- 0	3- 6	3- 0			
0- 1	0- 0		0- 0	HOME	0- 0	0- 1	0- 0			
1- 5	0- 0		0- 0	AWAY	0- 0	1- 5	1- 0			
2- 0	0- 0		0- 0	NEUTRAL	0- 0	2- 0	2- 0			
5- 2	0- 0		0- 0	CONFERENCE	0- 0	5- 2	5- 2			
3- 2	0- 0		0- 0	HOME	0- 0	3- 2	3- 2			
2- 0	0- 0		0- 0	AWAY	0- 0	2- 0	2- 0			
0- 0	0- 0		0- 0	NEUTRAL	0- 0	0- 0	0- 0			

RPI 1-25				RPI 26-50				RPI 51-100				RPI 101+				Team's RPI: 256	
RPI	S	Opponent	Score	RPI	S	Opponent	Score	RPI	S	Opponent	Score	RPI	S	Opponent	Score		
												102	A	Wake Forest	56	73	
												103	A	Ole Miss	58	73	
												122	A	Kansas	37	72	
												130	A	UTEP	55	65	
												157	H	Texas St.	56	70	
												182	A	New Orleans	69	72	
												209	H	Southern U.	57	67	
												245	N	New Mexico St.	66	50	
												253	A	Grambling	73	63	
												272	H	Alcorn	91	57	
												293	A	Jackson St.	77	74	
												295	H	Prairie View	56	61	
												318	N	Northwestern St.	56	43	
												330	A	Sam Houston St.	77	58	
												341	H	Ark. -Pine Bluff	58	52	
												346	H	Mississippi Val.	55	39	
LAST 12 Division I GAMES:																	
				341	H	Ark. -Pine Bluff	58	52	209	H	Southern U.	57	67				
				346	H	Mississippi Val.	55	39	103	A	Ole Miss	58	73				
				253	A	Grambling	73	63	182	A	New Orleans	69	72				
				293	A	Jackson St.	77	74	318	N	Northwestern St.	56	43				
				295	H	Prairie View	56	61	330	A	Sam Houston St.	77	58				
				272	H	Alcorn	91	57	130	A	UTEP	55	65				

Texas Southern

Average RPI Win:	253	WON-LOST	WINNING	LAST 10	STRENGTH OF	OPP. STRENGTH	TEAM	ADJ.	CONF.	ADJ CONF.
Average RPI Loss:	142	RECORD	PCT. RANK	GAMES	SCHEDULE	OF SCHEDULE	RPI	RPI	RPI	RPI
DIV. I ONLY	12- 7	95	5- 5	277	252	157	157	23	23	
DIV. I NON-CONF.	7- 4	102	2- 2	289	270	158	158	23	23	

TOTALS	RPI 1-25	RPI 26-50	W-L RECORDS	RPI 51-100	RPI 101-999	RPI 201+				
12- 7	0- 0	0- 1	OVERALL	1- 1	11- 5	10- 1				
6- 2	0- 0	0- 1	HOME	1- 0	5- 1	4- 0				
6- 4	0- 0	0- 0	AWAY	0- 0	6- 0	6- 0				
0- 1	0- 0	0- 0	NEUTRAL	0- 0	0- 1	0- 0				
7- 4	0- 0	0- 1	NON-CONFERENCE	0- 1	7- 2	6- 0				
3- 1	0- 0	0- 1	HOME	0- 0	3- 0	2- 0				
4- 2	0- 0	0- 0	AWAY	0- 1	4- 1	4- 0				
0- 1	0- 0	0- 0	NEUTRAL	0- 0	0- 1	0- 0				
5- 3	0- 0	0- 0	CONFERENCE	1- 0	4- 3	4- 1				
3- 1	0- 0	0- 0	HOME	1- 0	2- 1	2- 0				
2- 2	0- 0	0- 0	AWAY	0- 0	2- 2	2- 1				
0- 0	0- 0	0- 0	NEUTRAL	0- 0	0- 0	0- 0				

RPI 1-25				RPI 26-50				RPI 51-100				RPI 101+				Team's RPI: 157
RPI	S	Opponent	Score	RPI	S	Opponent	Score	RPI	S	Opponent	Score	RPI	S	Opponent	Score	
				45	H	Houston	67 72	61	A	TCU	58 82	124	H	Louisiana	58 65	
								93	H	South Ala.	78 63	129	A	Little Rock	48 63	
												154	H	Fresno St.	76 59	
												172	A	Stetson	54 61	
												198	N	Bethune-Cookman	56 62	
												213	A	Arkansas St.	67 55	
												227	A	Texas Tech	87 70	
												242	H	Troy	83 75	
												256	A	Texas Southern	70 56	
												268	A	Coastal Caro.	64 65	
												280	A	Appalachian St.	69 54	
												295	H	Prairie View	84 57	
												297	A	Incarinate Word	74 33	
												313	H	UTSA	91 38	
												330	A	Sam Houston St.	73 41	
												332	H	La.-Monroe	86 52	

LAST 12 Division I GAMES:																
124	H	Louisiana	58 65	268	A	Coastal Caro.	64 65									
332	H	La.-Monroe	86 52	280	A	Appalachian St.	69 54									
129	A	Little Rock	48 63	172	A	Stetson	54 61									
213	A	Arkansas St.	67 55	198	N	Bethune-Cookman	56 62									
242	H	Troy	83 75	330	A	Sam Houston St.	73 41									
93	H	South Ala.	78 63	313	H	UTSA	91 38									

Non-Div I Games:

Texas St.

Average RPI Win:	294	WON-LOST	WINNING	LAST 10	STRENGTH OF	OPP. STRENGTH	TEAM	ADJ.	CONF.	ADJ CONF.
Average RPI Loss:	61	RECORD	PCT. RANK	GAMES	SCHEDULE	OF SCHEDULE	RPI	RPI	RPI	RPI
DIV. I ONLY	7- 13	255	2- 8	107	103	227	227	5	5	
DIV. I NON-CONF.	6- 5	153	3- 0	297	268	269	269	6	6	

TOTALS	RPI 1-25	RPI 26-50	W-L RECORDS	RPI 51-100	RPI 101-999	RPI 201+				
7- 13	0- 3	0- 4	OVERALL	0- 3	7- 3	6- 0				
6- 8	0- 2	0- 2	HOME	0- 1	6- 3	6- 0				
1- 5	0- 1	0- 2	AWAY	0- 2	1- 0	0- 0				
0- 0	0- 0	0- 0	NEUTRAL	0- 0	0- 0	0- 0				
6- 5	0- 1	0- 2	NON-CONFERENCE	0- 1	6- 1	6- 0				
6- 3	0- 1	0- 1	HOME	0- 0	6- 1	6- 0				
0- 2	0- 0	0- 1	AWAY	0- 1	0- 0	0- 0				
0- 0	0- 0	0- 0	NEUTRAL	0- 0	0- 0	0- 0				
1- 8	0- 2	0- 2	CONFERENCE	0- 2	1- 2	0- 0				
0- 5	0- 1	0- 1	HOME	0- 1	0- 2	0- 0				
1- 3	0- 1	0- 1	AWAY	0- 1	1- 0	0- 0				
0- 0	0- 0	0- 0	NEUTRAL	0- 0	0- 0	0- 0				

RPI 1-25				RPI 26-50				RPI 51-100				RPI 101+ Team's RPI: 227			
RPI	S	Opponent	Score	RPI	S	Opponent	Score	RPI	S	Opponent	Score	RPI	S	Opponent	Score
10	H	Texas	39 90	34	H	Oklahoma	52 73	60	H	Oklahoma St.	57 98	122	A	Kansas	68 56
13	A	Baylor	49 97	35	A	West Virginia	52 82	61	A	TCU	72 93	122	H	Kansas	47 60
15	H	Texas A&M	56 90	40	H	LSU	40 48	68	A	New Mexico	56 90	132	H	Iowa St.	54 66
				45	A	Houston	75 79					157	H	Texas St.	70 87
												295	H	Prairie View	89 60
												297	H	Incarnate Word	80 54
												317	H	UTRGV	80 64
												334	H	Florida A&M	82 63
												341	H	Ark. -Pine Bluff	74 47
												349	H	UMass Lowell	93 65

LAST 12 Division I GAMES:															
35	A	West Virginia	52 82	122	H	Kansas	47 60	10	H	Texas	39 90	13	A	Baylor	49 97
122	A	Kansas	68 56	60	H	Oklahoma St.	57 98	122	A	Kansas	68 56	60	H	Oklahoma St.	57 98
132	H	Iowa St.	54 66	297	H	Incarnate Word	80 54	297	H	Incarnate Word	80 54	317	H	UTRGV	80 64
34	H	Oklahoma	52 73	317	H	UTRGV	80 64	317	H	UTRGV	80 64	295	H	Prairie View	89 60
61	A	TCU	72 93	295	H	Prairie View	89 60								

Non-Div I Games:

Texas Tech

Average RPI Win:	161	WON-LOST	WINNING	LAST 10	STRENGTH OF	OPP. STRENGTH	TEAM	ADJ.	CONF.	ADJ CONF.
Average RPI Loss:	78	RECORD	PCT. RANK	GAMES	SCHEDULE	OF SCHEDULE	RPI	RPI	RPI	RPI

DIV. I ONLY	13- 7	88	1- 1	66	86	67	67	7	7
DIV. I NON-CONF.	9- 3	61	1- 1	81	121	41	41	8	8
TOTALS	RPI 1-25	RPI 26-50	W-L RECORDS	RPI 51-100	RPI 101-999	RPI 201+			
13- 7	0- 2	1- 0	OVERALL	3- 3	9- 2	5- 1			
9- 1	0- 0	1- 0	HOME	3- 0	5- 1	1- 0			
3- 5	0- 2	0- 0	AWAY	0- 2	3- 1	3- 1			
1- 1	0- 0	0- 0	NEUTRAL	0- 1	1- 0	1- 0			
9- 3	0- 1	0- 0	NON-CONFERENCE	2- 2	7- 0	4- 0			
5- 0	0- 0	0- 0	HOME	2- 0	3- 0	0- 0			
3- 2	0- 1	0- 0	AWAY	0- 1	3- 0	3- 0			
1- 1	0- 0	0- 0	NEUTRAL	0- 1	1- 0	1- 0			
4- 4	0- 1	1- 0	CONFERENCE	1- 1	2- 2	1- 1			
4- 1	0- 0	1- 0	HOME	1- 0	2- 1	1- 0			
0- 3	0- 1	0- 0	AWAY	0- 1	0- 1	0- 1			
0- 0	0- 0	0- 0	NEUTRAL	0- 0	0- 0	0- 0			

RPI S Opponent Score	RPI S Opponent Score	RPI S Opponent Score	RPI S Opponent Score
7 A Louisville 55 90	33 H Ball St. 72 66	57 N Western Ky. 56 70	106 H Kent St. 55 62
22 A Buffalo 69 87		59 A Duquesne 54 73	124 H Louisiana 79 55
		63 H Dayton 68 50	137 H Cleveland St. 65 56
		75 H Maine 65 64	147 H Northern Ill. 63 60
		78 A Ohio 61 78	149 H Saint Francis (PA) 74 66
		78 H Ohio 75 57	209 N Southern U. 81 76
			214 A Eastern Mich. 57 70
			224 H Akron 60 54
			237 A St. Bonaventure 58 39
			285 A Detroit Mercy 81 64
			337 A Iona 74 57
LAST 12 Division I GAMES:			
124 H Louisiana 79 55	78 H Ohio 75 57	214 A Eastern Mich. 57 70	
7 A Louisville 55 90	224 H Akron 60 54		
106 H Kent St. 55 62	78 A Ohio 61 78		
22 A Buffalo 69 87	285 A Detroit Mercy 81 64		
33 H Ball St. 72 66	209 N Southern U. 81 76		
147 H Northern Ill. 63 60			

Non-Div I Games:

Toledo

Average RPI Win:	256	WON-LOST	WINNING	LAST 10	STRENGTH OF	OPP. STRENGTH	TEAM	ADJ.	CONF.	ADJ CONF.
Average RPI Loss:	175	RECORD	PCT. RANK	GAMES	SCHEDULE	OF SCHEDULE	RPI	RPI	RPI	RPI
DIV. I ONLY	8- 11	222	4- 6	322	194	270	270	10	10	
DIV. I NON-CONF.	5- 6	187	2- 2	341	267	308	308	13	13	

TOTALS	RPI 1-25	RPI 26-50	W-L RECORDS	RPI 51-100	RPI 101-999	RPI 201+				
8- 11	0- 0	0- 0	OVERALL	0- 4	8- 7	6- 3				
4- 4	0- 0	0- 0	HOME	0- 1	4- 3	3- 2				
3- 6	0- 0	0- 0	AWAY	0- 3	3- 3	2- 1				
1- 1	0- 0	0- 0	NEUTRAL	0- 0	1- 1	1- 0				
5- 6	0- 0	0- 0	NON-CONFERENCE	0- 1	5- 5	4- 2				
3- 2	0- 0	0- 0	HOME	0- 1	3- 1	2- 1				
1- 3	0- 0	0- 0	AWAY	0- 0	1- 3	1- 1				
1- 1	0- 0	0- 0	NEUTRAL	0- 0	1- 1	1- 0				
3- 5	0- 0	0- 0	CONFERENCE	0- 3	3- 2	2- 1				
1- 2	0- 0	0- 0	HOME	0- 0	1- 2	1- 1				
2- 3	0- 0	0- 0	AWAY	0- 3	2- 0	1- 0				
0- 0	0- 0	0- 0	NEUTRAL	0- 0	0- 0	0- 0				

RPI 1-25				RPI 26-50				RPI 51-100				RPI 101+ Team's RPI: 270			
RPI	S	Opponent	Score	RPI	S	Opponent	Score	RPI	S	Opponent	Score	RPI	S	Opponent	Score
								82	A	Elon	61 84	146	A	William & Mary	67 66
								86	A	James Madison	45 69	155	A	Pittsburgh	63 81
								98	A	Delaware	49 51	166	H	Saint Joseph's	90 66
								100	H	George Washington	43 66	189	H	Northeastern	61 70
												196	A	Norfolk St.	76 86
												200	N	Radford	66 69
												226	A	Loyola Maryland	76 67
												252	A	Col. of Charleston	83 58
												252	H	Col. of Charleston	67 80
												273	H	Colgate	61 65
												274	H	UNCW	72 71
												296	A	Massachusetts	49 72
												319	H	Wagner	64 42
												327	H	UMBC	95 64
												341	N	Ark. -Pine Bluff	70 44

LAST 12 Division I GAMES:															
252	A	Col. of Charleston	83 58	252	H	Col. of Charleston	67 80	189	H	Northeastern	61 70	200	N	Radford	66 69
82	A	Elon	61 84	341	N	Ark. -Pine Bluff	70 44	196	A	Norfolk St.	76 86	226	A	Loyola Maryland	76 67
98	A	Delaware	49 51												
274	H	UNCW	72 71												
146	A	William & Mary	67 66												
86	A	James Madison	45 69												

Non-Div I Games:

Towson

Average RPI Win:	284	WON-LOST	WINNING	LAST 10	STRENGTH OF	OPP. STRENGTH	TEAM	ADJ.	CONF.	ADJ CONF.
Average RPI Loss:	139	RECORD	PCT. RANK	GAMES	SCHEDULE	OF SCHEDULE	RPI	RPI	RPI	RPI
DIV. I ONLY	6- 10	246	3- 7	260	203	242	242	23	23	
DIV. I NON-CONF.	3- 6	239	0- 4	204	141	199	199	23	23	

TOTALS	RPI 1-25	RPI 26-50	W-L RECORDS	RPI 51-100	RPI 101-999	RPI 201+				
6- 10	0- 1	0- 0	OVERALL	0- 1	6- 8	5- 1				
4- 1	0- 0	0- 0	HOME	0- 0	4- 1	3- 1				
2- 8	0- 1	0- 0	AWAY	0- 1	2- 6	2- 0				
0- 1	0- 0	0- 0	NEUTRAL	0- 0	0- 1	0- 0				
3- 6	0- 1	0- 0	NON-CONFERENCE	0- 0	3- 5	2- 0				
1- 0	0- 0	0- 0	HOME	0- 0	1- 0	0- 0				
2- 5	0- 1	0- 0	AWAY	0- 0	2- 4	2- 0				
0- 1	0- 0	0- 0	NEUTRAL	0- 0	0- 1	0- 0				
3- 4	0- 0	0- 0	CONFERENCE	0- 1	3- 3	3- 1				
3- 1	0- 0	0- 0	HOME	0- 0	3- 1	3- 1				
0- 3	0- 0	0- 0	AWAY	0- 1	0- 2	0- 0				
0- 0	0- 0	0- 0	NEUTRAL	0- 0	0- 0	0- 0				

RPI 1-25				RPI 26-50				RPI 51-100				RPI 101+				Team's RPI: 242
RPI	S	Opponent	Score	RPI	S	Opponent	Score	RPI	S	Opponent	Score	RPI	S	Opponent	Score	
9	A	Tennessee	69 131					93	A	South Ala.	68 79	103	A	Ole Miss	93 96	
												107	A	Tulane	75 106	
												118	H	Jacksonville	89 88	
												123	A	Middle Tenn.	57 73	
												157	A	Texas St.	75 83	
												176	A	Samford	73 80	
												176	N	Samford	76 82	
												179	A	UT Arlington	57 76	
												268	H	Coastal Caro.	92 97	
												280	H	Appalachian St.	81 74	
												309	H	Georgia St.	90 86	
												316	A	Alabama St.	93 63	
												333	H	Ga. Southern	88 47	
												345	A	Tennessee St.	95 66	
LAST 12 Division I GAMES:																
268	H	Coastal Caro.	92 97	333	H	Ga. Southern	88 47									
280	H	Appalachian St.	81 74	176	N	Samford	76 82									
93	A	South Ala.	68 79	107	A	Tulane	75 106									
157	A	Texas St.	75 83	176	A	Samford	73 80									
179	A	UT Arlington	57 76	123	A	Middle Tenn.	57 73									
309	H	Georgia St.	90 86	9	A	Tennessee	69 131									

Non-Div I Games: Montevallo 130 50 Stillman 89 62

Troy

T
u
l
a
n
e

Tulane				Through Games Of Jan. 24, 2018							
Average RPI	Win:	178	WON-LOST	WINNING	LAST 10	STRENGTH OF	OPP. STRENGTH	TEAM	ADJ.	CONF.	ADJ CONF.
Average RPI	Loss:	72	RECORD	PCT. RANK	GAMES	SCHEDULE	OF SCHEDULE	RPI	RPI	RPI	RPI
DIV. I ONLY			11- 9	149	6- 4	84	68	107	107	8	8
DIV. I NON-CONF.			8- 5	111	4- 1	104	69	92	92	7	7

TOTALS		RPI 1-25		RPI 26-50		W-L RECORDS		RPI 51-100		RPI 101-999	RPI 201+
11- 9		0- 1		0- 4		OVERALL		1- 1		10- 3	4- 0
7- 3		0- 0		0- 2		HOME		0- 0		7- 1	2- 0
3- 4		0- 0		0- 0		AWAY		1- 0		2- 0	1- 0
1- 2		0- 0		0- 0		NEUTRAL		0- 1		1- 1	1- 0
8- 5		0- 1		0- 1		NON-CONFERENCE		1- 1		7- 2	3- 0
5- 1		0- 0		0- 1		HOME		0- 0		5- 0	1- 0
2- 2		0- 1		0- 0		AWAY		1- 0		1- 1	1- 0
1- 2		0- 0		0- 0		NEUTRAL		0- 1		1- 1	1- 0
3- 4		0- 0		0- 3		CONFERENCE		0- 0		3- 1	1- 0
2- 2		0- 0		0- 1		HOME		0- 0		2- 1	1- 0
1- 2		0- 0		0- 2		AWAY		0- 0		1- 0	0- 0
0- 0		0- 0		0- 0		NEUTRAL		0- 0		0- 0	0- 0

RPI 1-25				RPI 26-50				RPI 51-100				RPI 101+ Team's RPI: 107			
RPI	S	Opponent	Score	RPI	S	Opponent	Score	RPI	S	Opponent	Score	RPI	S	Opponent	Score
18	A	NC State	55 79	28	A	South Fla.	46 75	63	N	Dayton	65 71	121	A	Southern Mi ss.	58 66
				40	H	LSU	50 73	75	A	Maine	42 34	123	H	Mi ddl e Tenn.	62 44
				45	H	Houston	92 98					130	H	UTEP	67 56
				50	A	UCF	51 59					132	H	Vanderbi l t	71 59
												132	N	Iowa St.	64 67
												153	H	Wi chi ta St.	56 64
												156	A	Tul sa	72 63
												156	H	Tul sa	70 39
												182	H	New Orleans	79 56
												229	N	San Diego St.	80 46
												242	H	Troy	106 75
												244	H	East Carol ina	64 58
												290	A	McNeese	70 66

LAST 12 Division I GAMES:															
244	H	East Carol ina	64 58	28	A	South Fla.	46 75	130	H	UTEP	67 56				
156	H	Tul sa	70 39					242	H	Troy	106 75				
50	A	UCF	51 59					123	H	Mi ddl e Tenn.	62 44				
153	H	Wi chi ta St.	56 64					40	H	LSU	50 73				
45	H	Houston	92 98					182	H	New Orleans	79 56				
156	A	Tul sa	72 63												

Non-Div I Games:

Tulane

UAB				Through Games Of Jan. 24, 2018						
Average RPI Win: 209		WON-LOST RECORD	WINNING PCT. RANK	LAST 10 GAMES	STRENGTH OF SCHEDULE	OPP. STRENGTH OF SCHEDULE	TEAM RPI	ADJ. RPI	CONF. RPI	ADJ CONF. RPI
Average RPI Loss: 118										
DIV. I ONLY		13- 3	27	7- 2	251	180	89	89	18	18
DIV. I NON-CONF.		9- 2	34	5- 1	303	178	104	104	19	19

TOTALS		RPI 1-25	RPI 26-50		W-L RECORDS		RPI 51-100	RPI 101-999	RPI 201+	
13- 3	0- 0	0- 0		OVERALL		2- 1	11- 2	7- 0		
7- 1	0- 0	0- 0		HOME		1- 0	6- 1	4- 0		
5- 1	0- 0	0- 0		AWAY		1- 0	4- 1	2- 0		
1- 1	0- 0	0- 0		NEUTRAL		0- 1	1- 0	1- 0		
9- 2	0- 0	0- 0		NON-CONFERENCE		1- 1	8- 1	5- 0		
5- 0	0- 0	0- 0		HOME		0- 0	5- 0	3- 0		
3- 1	0- 0	0- 0		AWAY		1- 0	2- 1	1- 0		
1- 1	0- 0	0- 0		NEUTRAL		0- 1	1- 0	1- 0		
4- 1	0- 0	0- 0		CONFERENCE		1- 0	3- 1	2- 0		
2- 1	0- 0	0- 0		HOME		1- 0	1- 1	1- 0		
2- 0	0- 0	0- 0		AWAY		0- 0	2- 0	1- 0		
0- 0	0- 0	0- 0		NEUTRAL		0- 0	0- 0	0- 0		

RPI 1-25				RPI 26-50				RPI 51-100				Team's RPI: 89				RPI 101+			
RPI	S	Opponent	Score	RPI	S	Opponent	Score	RPI	S	Opponent	Score	RPI	S	Opponent	Score	RPI	S	Opponent	Score
								57	H	Western Ky.	79 61	119	A	High Point	77 61				
								72	N	Indiana	63 71	121	H	Southern Miss.	63 80				
								93	A	South Ala.	78 66	123	A	Middle Tenn.	59 51				
												162	A	Memphis	62 64				
												167	H	Southern Ill.	76 66				
												176	H	Samford	77 53				
												210	N	UC Santa Barbara	67 54				
												219	H	North Texas	68 52				
												280	A	Appalachian St.	70 59				
												283	H	Alabama A&M	85 58				
												316	H	Alabama St.	61 44				
												323	A	Old Dominion	74 61				
												346	H	Mississippi Val.	87 72				

										LAST 12 Division I GAMES:									
219	H	North Texas	68 52	316	H	Alabama St.	61 44												
121	H	Southern Miss.	63 80	283	H	Alabama A&M	85 58												
57	H	Western Ky.	79 61	162	A	Memphis	62 64												
123	A	Middle Tenn.	59 51	176	H	Samford	77 53												
323	A	Old Dominion	74 61	119	A	High Point	77 61												
93	A	South Ala.	78 66	280	A	Appalachian St.	70 59												

Non-Div I Games: Tuskegee 105 50 Miles 85 42

UAB

Loss,
Non-Conf, S Site,
H Home
A Away
N Neutral

UC Davis														Through Games Of Jan. 24, 2018																																																							
Average RPI Win:				190		WON-LOST				WINNING				LAST 10				STRENGTH OF				OPP. STRENGTH				TEAM		ADJ.		CONF.		ADJ CONF.																																					
Average RPI Loss:				59		RECORD				PCT. RANK				GAMES				SCHEDULE				OF SCHEDULE				RPI		RPI		RPI		RPI																																					
DIV. I ONLY				16- 3		17				7- 3				185				106				54		54		21		21																																									
DIV. I NON-CONF.				10- 3		51				3- 3				161				39				51		51		21		21																																									
-----														-----																																																							
TOTALS				RPI 1-25				RPI 26-50				W-L RECORDS				RPI 51-100				RPI 101-999				RPI 201+																																													
16- 3				0- 0				0- 1				OVERALL				2- 2				14- 0				8- 0																																													
8- 1				0- 0				0- 1				HOME				1- 0				7- 0				5- 0																																													
7- 2				0- 0				0- 0				AWAY				1- 2				6- 0				3- 0																																													
1- 0				0- 0				0- 0				NEUTRAL				0- 0				1- 0				0- 0																																													
10- 3				0- 0				0- 1				NON-CONFERENCE				2- 2				8- 0				4- 0																																													
5- 1				0- 0				0- 1				HOME				1- 0				4- 0				2- 0																																													
4- 2				0- 0				0- 0				AWAY				1- 2				3- 0				2- 0																																													
1- 0				0- 0				0- 0				NEUTRAL				0- 0				1- 0				0- 0																																													
6- 0				0- 0				0- 0				CONFERENCE				0- 0				6- 0				4- 0																																													
3- 0				0- 0				0- 0				HOME				0- 0				3- 0				3- 0																																													
3- 0				0- 0				0- 0				AWAY				0- 0				3- 0				1- 0																																													
0- 0				0- 0				0- 0				NEUTRAL				0- 0				0- 0				0- 0																																													
-----														-----																																																							
RPI 1-25														RPI 26-50														RPI 51-100														Team's RPI: 54														RPI 101+													
RPI		S		Opponent		Score		RPI		S		Opponent		Score		RPI		S		Opponent		Score		RPI		S		Opponent		Score																																							
50		H		UCF		55 62		52		A		Oregon St.		47 61		127		N		Yale		71 61		131		A		Paci fic		90 58																																							
								65		A		Saint Mary' s (CA)		74 50		144		H		Port land St.		79 67		171		A		Cal Poly		80 76																																							
								69		H		Washington St.		91 76		174		H		San Francis sco		72 55		194		A		UC Irvine		76 67																																							
								74		A		Fordham		62 70		204		H		Pepperdi ne		69 64		208		A		Seattle U		79 53																																							
																210		A		UC Santa Barbara		68 61		233		H		UC Ri versi de		74 63																																							
																241		H		Hawai i		76 52		271		H		Sacramento St.		79 72																																							
																300		H		Cal St. Fullerton		67 53		303		A		Southern Utah		85 59																																							
-----														-----																																																							
LAST 12 Division I GAMES:														LAST 12 Division I GAMES:																																																							
300		H		Cal St. Fullerton		67 53		74		A		Fordham		62 70		127		N		Yale		71 61																																															
171		A		Cal Poly		80 76		52		A		Oregon St.		47 61																																																							
210		A		UC Santa Barbara		68 61		50		H		UCF		55 62																																																							
233		H		UC Ri versi de		74 63		65		A		Saint Mary' s (CA)		74 50																																																							
241		H		Hawai i		76 52		174		H		San Francis sco		72 55																																																							
194		A		UC Irvine		76 67																																																															

Non-Div I Games:

UC Davis

Average RPI Win: 253
Average RPI Loss: 126

DIV. I ONLY	10- 8	136	6- 3	272	172	194	194	21	21
DIV. I NON-CONF.	7- 6	165	5- 1	305	186	221	221	21	21
TOTALS	RPI 1-25	RPI 26-50	W-L RECORDS	RPI 51-100	RPI 101-999	RPI 201+			
10- 8	0- 0	0- 0	OVERALL	0- 2	10- 6	10- 0			
5- 3	0- 0	0- 0	HOME	0- 1	5- 2	5- 0			
5- 3	0- 0	0- 0	AWAY	0- 1	5- 2	5- 0			
0- 2	0- 0	0- 0	NEUTRAL	0- 0	0- 2	0- 0			
7- 6	0- 0	0- 0	NON-CONFERENCE	0- 1	7- 5	7- 0			
3- 2	0- 0	0- 0	HOME	0- 0	3- 2	3- 0			
4- 2	0- 0	0- 0	AWAY	0- 1	4- 1	4- 0			
0- 2	0- 0	0- 0	NEUTRAL	0- 0	0- 2	0- 0			
3- 2	0- 0	0- 0	CONFERENCE	0- 1	3- 1	3- 0			
2- 1	0- 0	0- 0	HOME	0- 1	2- 0	2- 0			
1- 1	0- 0	0- 0	AWAY	0- 0	1- 1	1- 0			
0- 0	0- 0	0- 0	NEUTRAL	0- 0	0- 0	0- 0			

RPI 1-25				RPI 26-50				RPI 51-100				RPI 101+			
RPI	S	Opponent	Score	RPI	S	Opponent	Score	RPI	S	Opponent	Score	RPI	S	Opponent	Score
								54	H	UC Davis	67 76	111	A	UNLV	54 73
								68	A	New Mexico	61 83	143	H	Idaho St.	72 78
												144	H	Portland St.	72 82
												153	N	Wichita St.	53 76
												165	N	Illinois	59 65
												171	A	Cal Poly	76 79
												204	H	Pepperdine	75 74
												208	A	Seattle U	84 79
												210	H	UC Santa Barbara	77 74
												229	A	San Diego St.	67 65
												241	A	Hawaii	74 67
												241	H	Hawaii	70 66
												263	A	CSU Bakersfield	72 59
												303	A	Southern Utah	71 64
												306	H	Utah St.	87 84
												321	H	Portland	63 52
Team's RPI: 194															
LAST 12 Division I GAMES:															
				241	H	Hawaii	70 66	208	A	Seattle U	84 79				
				171	A	Cal Poly	76 79	144	H	Portland St.	72 82				
				210	H	UC Santa Barbara	77 74	229	A	San Diego St.	67 65				
				241	A	Hawaii	74 67	303	A	Southern Utah	71 64				
				54	H	UC Davis	67 76	204	H	Pepperdine	75 74				
				263	A	CSU Bakersfield	72 59	153	N	Wichita St.	53 76				

UC Irvine

Average RPI Win:	234	WON-LOST	WINNING	LAST 10	STRENGTH OF	OPP. STRENGTH	TEAM	ADJ.	CONF.	ADJ CONF.
Average RPI Loss:	116	RECORD	PCT. RANK	GAMES	SCHEDULE	OF SCHEDULE	RPI	RPI	RPI	RPI
DIV. I ONLY	6- 14	278	3- 7	128	112	233	233	21	21	
DIV. I NON-CONF.	3- 11	289	1- 5	78	38	220	220	21	21	
<hr/>										
TOTALS	RPI 1-25	RPI 26-50	W-L RECORDS	RPI 51-100	RPI 101-999	RPI 201+				
6- 14	0- 1	0- 4	OVERALL	0- 2	6- 7	4- 3				
4- 4	0- 0	0- 1	HOME	0- 0	4- 3	4- 0				
1- 8	0- 1	0- 3	AWAY	0- 2	1- 2	0- 1				
1- 2	0- 0	0- 0	NEUTRAL	0- 0	1- 2	0- 2				
3- 11	0- 1	0- 4	NON-CONFERENCE	0- 1	3- 5	1- 2				
1- 3	0- 0	0- 1	HOME	0- 0	1- 2	1- 0				
1- 6	0- 1	0- 3	AWAY	0- 1	1- 1	0- 0				
1- 2	0- 0	0- 0	NEUTRAL	0- 0	1- 2	0- 2				
3- 3	0- 0	0- 0	CONFERENCE	0- 1	3- 2	3- 1				
3- 1	0- 0	0- 0	HOME	0- 0	3- 1	3- 0				
0- 2	0- 0	0- 0	AWAY	0- 1	0- 1	0- 1				
0- 0	0- 0	0- 0	NEUTRAL	0- 0	0- 0	0- 0				

RPI 1-25				RPI 26-50				RPI 51-100				RPI 101+ Team's RPI: 233			
RPI	S	Opponent	Score	RPI	S	Opponent	Score	RPI	S	Opponent	Score	RPI	S	Opponent	Score
8	A	UCLA	48 68	26	A	Stanford	43 53	54	A	UC Davis	63 74	111	N	UNLV	95 88
				32	A	Arizona St.	48 73	94	A	South Dakota	66 75	130	H	UTEP	62 73
				43	A	Minnesota	75 101					132	A	Iowa St.	66 89
				49	H	Southern California	46 64					154	A	Fresno St.	68 56
												168	H	Loyola Marymount	59 67
												171	H	Cal Poly	82 87
												216	N	SMU	51 73
												223	A	CSUN	55 60
												241	H	Hawaii	79 57
												263	H	CSU Bakersfield	68 65
												271	N	Sacramento St.	72 99
												300	H	Cal St. Fullerton	63 50
												336	H	Long Beach St.	77 53
<hr/>															
LAST 12 Division I GAMES:															
223	A	CSUN	55 60	130	H	UTEP	62 73								
241	H	Hawaii	79 57	43	A	Minnesota	75 101								
300	H	Cal St. Fullerton	63 50	94	A	South Dakota	66 75								
54	A	UC Davis	63 74	132	A	Iowa St.	66 89								
336	H	Long Beach St.	77 53	263	H	CSU Bakersfield	68 65								
171	H	Cal Poly	82 87	32	A	Arizona St.	48 73								

Non-Div I Games:

UC Riverside

Average RPI Win:	266	WON-LOST	WINNING	LAST 10	STRENGTH OF	OPP. STRENGTH	TEAM	ADJ.	CONF.	ADJ CONF.
Average RPI Loss:	130	RECORD	PCT. RANK	GAMES	SCHEDULE	OF SCHEDULE	RPI	RPI	RPI	RPI
DIV. I ONLY	7- 11	236	6- 4	151	234	210	210	21	21	
DIV. I NON-CONF.	3- 9	280	2- 4	110	213	232	232	21	21	

TOTALS	RPI 1-25	RPI 26-50	W-L RECORDS	RPI 51-100	RPI 101-999	RPI 201+				
7- 11	0- 1	0- 0	OVERALL	0- 4	7- 6	6- 2				
3- 4	0- 0	0- 0	HOME	0- 1	3- 3	2- 1				
4- 6	0- 1	0- 0	AWAY	0- 2	4- 3	4- 1				
0- 1	0- 0	0- 0	NEUTRAL	0- 1	0- 0	0- 0				
3- 9	0- 1	0- 0	NON-CONFERENCE	0- 3	3- 5	3- 2				
1- 3	0- 0	0- 0	HOME	0- 0	1- 3	1- 1				
2- 5	0- 1	0- 0	AWAY	0- 2	2- 2	2- 1				
0- 1	0- 0	0- 0	NEUTRAL	0- 1	0- 0	0- 0				
4- 2	0- 0	0- 0	CONFERENCE	0- 1	4- 1	3- 0				
2- 1	0- 0	0- 0	HOME	0- 1	2- 0	1- 0				
2- 1	0- 0	0- 0	AWAY	0- 0	2- 1	2- 0				
0- 0	0- 0	0- 0	NEUTRAL	0- 0	0- 0	0- 0				

RPI 1-25				RPI 26-50				RPI 51-100				RPI 101+				Team's RPI: 210
RPI	S	Opponent	Score	RPI	S	Opponent	Score	RPI	S	Opponent	Score	RPI	S	Opponent	Score	
8	A	UCLA	44 74					52	A	Oregon St.	49 74	154	H	Fresno St.	57 64	
								54	H	UC Davis	61 68	168	A	Loyola Marymount	61 67	
								65	A	Saint Mary's (CA)	59 89	170	H	San Diego	58 71	
								89	N	UAB	54 67	171	H	Cal Poly	73 68	
												194	A	UC Irvine	74 77	
												208	H	Seattle U	71 77	
												223	A	CSUN	74 73	
												229	H	San Diego St.	77 64	
												245	A	New Mexico St.	77 47	
												269	A	Santa Clara	63 68	
												325	A	Northern Ariz.	96 93	
												336	A	Long Beach St.	90 74	
												336	H	Long Beach St.	51 44	
LAST 12 Division I GAMES:																
336	A	Long Beach St.	90 74	245	A	New Mexico St.	77 47	229	H	San Diego St.	77 64	168	A	Loyola Marymount	61 67	
54	H	UC Davis	61 68	52	A	Oregon St.	49 74	8	A	UCLA	44 74	154	H	Fresno St.	57 64	
194	A	UC Irvine	74 77	54	H	UC Davis	61 68	52	A	Oregon St.	49 74	8	A	UCLA	44 74	
223	A	CSUN	74 73	194	A	UC Irvine	74 77	54	H	UC Davis	61 68	154	H	Fresno St.	57 64	
171	H	Cal Poly	73 68	223	A	CSUN	74 73	171	H	Cal Poly	73 68	194	A	UC Irvine	74 77	
336	H	Long Beach St.	51 44	171	H	Cal Poly	73 68	336	H	Long Beach St.	51 44	208	H	Seattle U	71 77	

Non-Div I Games:

UC Santa Barbara

Average RPI Win:	167	WON-LOST	WINNING	LAST 10	STRENGTH OF	OPP. STRENGTH	TEAM	ADJ.	CONF.	ADJ CONF.
Average RPI Loss:	81	RECORD	PCT. RANK	GAMES	SCHEDULE	OF SCHEDULE	RPI	RPI	RPI	RPI
DIV. I ONLY	13- 7	88	7- 3	44	81	50	50	8	8	
DIV. I NON-CONF.	8- 5	111	4- 1	57	150	65	65	7	7	

TOTALS	RPI 1-25	RPI 26-50	W-L RECORDS	RPI 51-100	RPI 101-999	RPI 201+				
13- 7	0- 1	0- 1	OVERALL	3- 3	10- 2	4- 0				
8- 2	0- 0	0- 0	HOME	1- 2	7- 0	2- 0				
5- 5	0- 1	0- 1	AWAY	2- 1	3- 2	2- 0				
0- 0	0- 0	0- 0	NEUTRAL	0- 0	0- 0	0- 0				
8- 5	0- 0	0- 0	NON-CONFERENCE	3- 3	5- 2	2- 0				
4- 2	0- 0	0- 0	HOME	1- 2	3- 0	1- 0				
4- 3	0- 0	0- 0	AWAY	2- 1	2- 2	1- 0				
0- 0	0- 0	0- 0	NEUTRAL	0- 0	0- 0	0- 0				
5- 2	0- 1	0- 1	CONFERENCE	0- 0	5- 0	2- 0				
4- 0	0- 0	0- 0	HOME	0- 0	4- 0	1- 0				
1- 2	0- 1	0- 1	AWAY	0- 0	1- 0	1- 0				
0- 0	0- 0	0- 0	NEUTRAL	0- 0	0- 0	0- 0				

RPI 1-25				RPI 26-50				Team's RPI: 50				RPI 51-100				RPI 101+			
RPI	S	Opponent	Score	RPI	S	Opponent	Score	RPI	S	Opponent	Score	RPI	S	Opponent	Score	RPI	S	Opponent	Score
1	A	UConn	44 80	28	A	South Fla.	45 62	54	A	UC Davis	62 55	107	H	Tulane	59 51				
								71	A	Virginia Tech	69 86	131	A	Pacific	74 78				
								79	H	Mercer	64 73	151	H	Davidson	62 54				
								82	H	Elon	57 71	153	H	Wichita St.	59 53				
								84	H	IUPUI	63 59	173	H	Temple	76 46				
								97	A	Chattanooga	58 57	176	A	Samford	51 58				
												183	A	Boston U.	47 32				
												188	H	UNI	53 43				
												212	A	Gardner-Webb	65 30				
												216	A	SMU	60 42				
												216	H	SMU	58 43				
												333	H	Ga. Southern	62 38				
LAST 12 Division I GAMES:																			
216	H	SMU	58 43	173	H	Temple	76 46	151	H	Davidson	62 54								
107	H	Tulane	59 51	131	A	Pacific	74 78	54	A	UC Davis	62 55								
28	A	South Fla.	45 62	71	A	Virginia Tech	69 86	183	A	Boston U.	47 32								
1	A	UConn	44 80	79	H	Mercer	64 73	333	H	Ga. Southern	62 38								
153	H	Wichita St.	59 53	82	H	Elon	57 71												
216	A	SMU	60 42	84	H	IUPUI	63 59												

Non-Div I Games:

UCF

Average RPI Win: 106		WON-LOST	WINNING	LAST 10	STRENGTH OF	OPP. STRENGTH	TEAM	ADJ.	CONF.	ADJ CONF.
Average RPI Loss: 23		RECORD	PCT. RANK	GAMES	SCHEDULE	OF SCHEDULE	RPI	RPI	RPI	RPI
DIV. I ONLY		15- 4	32	8- 2	7	6	8	8	4	4
DIV. I NON-CONF.		9- 2	34	3- 1	26	20	15	15	3	3
<hr/>										
TOTALS		RPI 1-25		RPI 26-50	W-L RECORDS		RPI 51-100	RPI 101-999	RPI 201+	
15- 4		3- 2		2- 1	OVERALL		5- 1	5- 0	4- 0	
8- 2		2- 2		1- 0	HOME		1- 0	4- 0	4- 0	
5- 2		1- 0		0- 1	AWAY		3- 1	1- 0	0- 0	
2- 0		0- 0		1- 0	NEUTRAL		1- 0	0- 0	0- 0	
9- 2		1- 1		1- 0	NON-CONFERENCE		3- 1	4- 0	4- 0	
5- 1		1- 1		0- 0	HOME		0- 0	4- 0	4- 0	
2- 1		0- 0		0- 0	AWAY		2- 1	0- 0	0- 0	
2- 0		0- 0		1- 0	NEUTRAL		1- 0	0- 0	0- 0	
6- 2		2- 1		1- 1	CONFERENCE		2- 0	1- 0	0- 0	
3- 1		1- 1		1- 0	HOME		1- 0	0- 0	0- 0	
3- 1		1- 0		0- 1	AWAY		1- 0	1- 0	0- 0	
0- 0		0- 0		0- 0	NEUTRAL		0- 0	0- 0	0- 0	

RPI	S	Opponent	Score	RPI	S	Opponent	Score	RPI	S	Opponent	Score	RPI	S	Opponent	Score
1	H	UConn	60 78	26	A	Stanford	65 76	52	H	Oregon St.	84 49	135	A	Colorado	93 55
5	H	Oregon	61 70	26	H	Stanford	64 53	60	A	Oklahoma St.	72 87	210	H	UC Santa Barbara	74 44
13	H	Baylor	82 68	48	N	Creighton	72 63	66	A	Utah	81 74	233	H	UC Riverside	68 48
17	A	Cal i forni a	82 46					74	A	Fordham	67 30	259	H	Presbyter i an	76 40
17	H	Cal i forni a	60 52					76	N	Kansas St.	64 55	266	H	San Jose St.	129 69
								99	A	Seton Hall	77 68				
LAST 12 Division I GAMES:															
26	H	Stanford	64 53	17	A	Cal i forni a	82 46								
17	H	Cal i forni a	60 52	26	A	Stanford	65 76								
135	A	Col orado	93 55	74	A	Fordham	67 30								
66	A	Utah	81 74	99	A	Seton Hall	77 68								
5	H	Oregon	61 70	60	A	Oklahoma St.	72 87								
52	H	Oregon St.	84 49	210	H	UC Santa Barbara	74 44								

Non-Div I Games:

UCLA

Average RPI Win:	76	WON-LOST	WINNING	LAST 10	STRENGTH OF	OPP. STRENGTH	TEAM	ADJ.	CONF.	ADJ CONF.
Average RPI Loss:	0	RECORD	PCT. RANK	GAMES	SCHEDULE	OF SCHEDULE	RPI	RPI	RPI	RPI
DIV. I ONLY	19- 0	1	10- 0	3	1	1	1	8	8	
DIV. I NON-CONF.	11- 0	1	4- 0	1	1	1	1	7	7	

TOTALS	RPI 1-25	RPI 26-50	W-L RECORDS	RPI 51-100	RPI 101-999	RPI 201+				
19- 0	5- 0	7- 0	OVERALL	1- 0	6- 0	1- 0				
6- 0	3- 0	1- 0	HOME	0- 0	2- 0	0- 0				
9- 0	2- 0	3- 0	AWAY	0- 0	4- 0	1- 0				
4- 0	0- 0	3- 0	NEUTRAL	1- 0	0- 0	0- 0				
11- 0	5- 0	4- 0	NON-CONFERENCE	1- 0	1- 0	0- 0				
3- 0	3- 0	0- 0	HOME	0- 0	0- 0	0- 0				
4- 0	2- 0	1- 0	AWAY	0- 0	1- 0	0- 0				
4- 0	0- 0	3- 0	NEUTRAL	1- 0	0- 0	0- 0				
8- 0	0- 0	3- 0	CONFERENCE	0- 0	5- 0	1- 0				
3- 0	0- 0	1- 0	HOME	0- 0	2- 0	0- 0				
5- 0	0- 0	2- 0	AWAY	0- 0	3- 0	1- 0				
0- 0	0- 0	0- 0	NEUTRAL	0- 0	0- 0	0- 0				

RPI	S	Opponent	Score	RPI	S	Opponent	Score	RPI	S	Opponent	Score	RPI	S	Opponent	Score
2	H	Notre Dame	80 71	26	N	Stanford	78 53	59	N	Duquesne	104 52	156	H	Tulsa	78 60
8	A	UCLA	78 60	28	A	South Fla.	100 49					162	A	Memphis	93 36
10	A	Texas	75 71	29	A	DePaul	103 69					162	H	Memphis	97 49
17	H	California	82 47	34	N	Oklahoma	88 64					164	A	Nevada	88 57
24	H	Maryland	97 72	42	N	Michigan St.	96 62					173	A	Temple	113 57
				45	A	Houston	95 35					244	A	East Carolina	96 35
				50	H	UCF	80 44								

LAST 12 Division I GAMES:															
162	A	Memphis	93 36	28	A	South Fla.	100 49	244	A	East Carolina	96 35	162	H	Memphis	97 49
173	A	Temple	113 57					59	N	Duquesne	104 52	34	N	Oklahoma	88 64
156	H	Tulsa	78 60					29	A	DePaul	103 69				
10	A	Texas	75 71												
45	A	Houston	95 35												
50	H	UCF	80 44												

Non-Div I Games:

UConn

UMBC		Average RPI Win: 349	WON-LOST RECORD	WINNING PCT. RANK	LAST 10 GAMES	STRENGTH OF SCHEDULE	OPP. STRENGTH OF SCHEDULE	TEAM RPI	ADJ. RPI	CONF. RPI	ADJ CONF. RPI
Average RPI Loss: 175											
DIV. I ONLY		1- 18	344	1- 9	163	299	327	327	20	20	
DIV. I NON-CONF.		0- 12	337	0- 5	199	295	338	338	24	24	

TOTALS	RPI 1-25	RPI 26-50		W-L RECORDS		RPI 51-100	RPI 101-999	RPI 201+			
1- 18	0- 0	0- 1		OVERALL		0- 5	1- 12	1- 8			
1- 7	0- 0	0- 0		HOME		0- 3	1- 4	1- 3			
0- 9	0- 0	0- 1		AWAY		0- 2	0- 6	0- 3			
0- 2	0- 0	0- 0		NEUTRAL		0- 0	0- 2	0- 2			
0- 12	0- 0	0- 1		NON-CONFERENCE		0- 3	0- 8	0- 7			
0- 4	0- 0	0- 0		HOME		0- 1	0- 3	0- 2			
0- 6	0- 0	0- 1		AWAY		0- 2	0- 3	0- 3			
0- 2	0- 0	0- 0		NEUTRAL		0- 0	0- 2	0- 2			
1- 6	0- 0	0- 0		CONFERENCE		0- 2	1- 4	1- 1			
1- 3	0- 0	0- 0		HOME		0- 2	1- 1	1- 1			
0- 3	0- 0	0- 0		AWAY		0- 0	0- 3	0- 0			
0- 0	0- 0	0- 0		NEUTRAL		0- 0	0- 0	0- 0			

RPI 1-25				RPI 26-50				RPI 51-100				RPI 101+ Team's RPI: 327			
RPI	S	Opponent	Score	RPI	S	Opponent	Score	RPI	S	Opponent	Score	RPI	S	Opponent	Score
				44	A	Princeton	40 77	64	H	American	48 61	138	A	Hartford	54 65
								70	H	Albany (NY)	75 78	163	A	New Hampshire	51 56
								74	A	Fordham	46 55	175	A	Binghamton	51 81
								75	H	Maine	50 64	195	H	Denver	48 70
								96	A	George Mason	38 58	203	H	Columbia	44 60
												215	A	Hofstra	55 71
												237	N	St. Bonaventure	54 63
												251	H	LIU Brooklyn	52 66
												270	A	Towson	64 95
												275	N	North Dakota St.	53 67
												294	H	Vermont	58 72
												312	A	UMES	43 66
												349	H	UMass Lowell	66 54

LAST 12 Division I GAMES:															
175	A	Binghamton	51 81	163	A	New Hampshire	51 56								
70	H	Albany (NY)	75 78	44	A	Princeton	40 77								
138	A	Hartford	54 65	312	A	UMES	43 66								
349	H	UMass Lowell	66 54	96	A	George Mason	38 58								
75	H	Maine	50 64	195	H	Denver	48 70								
294	H	Vermont	58 72	203	H	Columbia	44 60								

Non-Div I Games: Gettysburg 72 45

UMBC

■ Loss,
 ■ Non-Conf, S Site,
 ■ Home
 ■ Away
 N Neutral

U
M
E
S

U
M
E
S

Page 306

Average RPI		Winn: 271	WON-LOST RECORD	WINNING PCT. RANK	LAST 10 GAMES	STRENGTH OF SCHEDULE	OPP. STRENGTH OF SCHEDULE	TEAM RPI	ADJ. RPI	CONF. RPI	ADJ CONF. RPI
Average RPI Loss: 247											
DIV. I ONLY			2- 17	334	0- 10	342	343	349	349	20	20
DIV. I NON-CONF.			2- 10	300	1- 4	348	347	348	348	24	24
TOTALS		RPI 1-25		RPI 26-50		W-L RECORDS	RPI 51-100	RPI 101-999		RPI 201+	
2- 17		0- 0		0- 0		OVERALL	0- 1	2- 16		2- 13	
1- 7		0- 0		0- 0		HOME	0- 1	1- 6		1- 4	
1- 10		0- 0		0- 0		AWAY	0- 0	1- 10		1- 9	
0- 0		0- 0		0- 0		NEUTRAL	0- 0	0- 0		0- 0	
2- 10		0- 0		0- 0		NON-CONFERENCE	0- 0	2- 10		2- 10	
1- 4		0- 0		0- 0		HOME	0- 0	1- 4		1- 4	
1- 6		0- 0		0- 0		AWAY	0- 0	1- 6		1- 6	
0- 0		0- 0		0- 0		NEUTRAL	0- 0	0- 0		0- 0	
0- 7		0- 0		0- 0		CONFERENCE	0- 1	0- 6		0- 3	
0- 3		0- 0		0- 0		HOME	0- 1	0- 2		0- 0	
0- 4		0- 0		0- 0		AWAY	0- 0	0- 4		0- 3	
0- 0		0- 0		0- 0		NEUTRAL	0- 0	0- 0		0- 0	

RPI 1-25				RPI 26-50				RPI 51-100				RPI 101+ Team's RPI : 349			
RPI	S	Opponent	Score	RPI	S	Opponent	Score	RPI	S	Opponent	Score	RPI	S	Opponent	Score
								70	H	Albany (NY)	52 61	138	H	Hartford	42 81
												163	A	New Hampshire	45 66
												175	H	Binghamton	46 76
												203	H	Columbia	77 70
												221	H	Holy Cross	56 84
												227	A	Texas Tech	65 93
												231	A	Stony Brook	50 59
												261	H	Cornell	53 71
												273	A	Colgate	64 84
												277	A	Fairfield	67 78
												289	A	Fairleigh Dickinson	51 60
												292	H	Morgan St.	59 65
												294	A	Vermont	55 63
												296	H	Massachusetts	63 73
												320	A	Rhode Island	64 81
												327	A	UMBC	54 66
												338	A	Saint Peter's	66 60
												348	A	Longwood	82 84
LAST 12 Division I GAMES:															
				231	A	Stony Brook	50 59	294	A	Vermont	55 63				
				175	H	Binghamton	46 76	261	H	Cornell	53 71				
				70	H	Albany (NY)	52 61	292	H	Morgan St.	59 65				
				163	A	New Hampshire	45 66	296	H	Massachusetts	63 73				
				327	A	UMBC	54 66	289	A	Fairleigh Dickinson	51 60				
				138	H	Hartford	42 81	338	A	Saint Peter's	66 60				

Non-Div I Games:	Fisher	102	47
------------------	--------	-----	----

UMass Lowell I

■ Loss, ■ Non-Conf, S Site, H Home A Away N Neutral

Average RPI Win:	276	WON-LOST	WINNING	LAST 10	STRENGTH OF	OPP. STRENGTH	TEAM	ADJ.	CONF.	ADJ CONF.
Average RPI Loss:	160	RECORD	PCT. RANK	GAMES	SCHEDULE	OF SCHEDULE	RPI	RPI	RPI	RPI
DIV. I ONLY	8- 9	198	8- 2	304	262	247	247	29	29	
DIV. I NON-CONF.	2- 8	290	2- 2	295	150	322	322	29	29	

TOTALS	RPI 1-25	RPI 26-50	W-L RECORDS	RPI 51-100	RPI 101-999	RPI 201+				
8- 9	0- 1	0- 0	OVERALL	0- 1	8- 7	6- 2				
3- 5	0- 0	0- 0	HOME	0- 1	3- 4	2- 0				
5- 4	0- 1	0- 0	AWAY	0- 0	5- 3	4- 2				
0- 0	0- 0	0- 0	NEUTRAL	0- 0	0- 0	0- 0				
2- 8	0- 1	0- 0	NON-CONFERENCE	0- 1	2- 6	2- 2				
1- 4	0- 0	0- 0	HOME	0- 1	1- 3	1- 0				
1- 4	0- 1	0- 0	AWAY	0- 0	1- 3	1- 2				
0- 0	0- 0	0- 0	NEUTRAL	0- 0	0- 0	0- 0				
6- 1	0- 0	0- 0	CONFERENCE	0- 0	6- 1	4- 0				
2- 1	0- 0	0- 0	HOME	0- 0	2- 1	1- 0				
4- 0	0- 0	0- 0	AWAY	0- 0	4- 0	3- 0				
0- 0	0- 0	0- 0	NEUTRAL	0- 0	0- 0	0- 0				

RPI 1-25				RPI 26-50				RPI 51-100				RPI 101+				Team's RPI: 247
RPI	S	Opponent	Score	RPI	S	Opponent	Score	RPI	S	Opponent	Score	RPI	S	Opponent	Score	
18	A	NC State	55 87					79	H	Mercer	56 67	119	H	High Point	45 58	
												123	H	Middle Tenn.	57 72	
												148	H	Liberty	48 41	
												151	A	Davidson	50 58	
												161	H	Furman	63 71	
												193	H	Charlotte	47 51	
												200	A	Radford	67 56	
												249	A	Campbell	60 52	
												280	H	Appalachian St.	69 60	
												288	A	Wofford	68 70	
												307	A	USC Upstate	76 70	
												311	A	Western Caro.	52 62	
												331	A	Charleston So.	78 61	
												343	A	Winthrop	70 48	
												348	H	Longwood	82 52	

LAST 12 Division I GAMES:																
331	A	Charleston So.	78 61	249	A	Campbell	60 52	161	H	Furman	63 71					
343	A	Winthrop	70 48					280	H	Appalachian St.	69 60					
148	H	Liberty	48 41					307	A	USC Upstate	76 70					
348	H	Longwood	82 52					79	H	Mercer	56 67					
200	A	Radford	67 56					288	A	Wofford	68 70					
119	H	High Point	45 58													

Non-Div I Games: Warren Wilson 100 53

UNC Asheville

Average RPI Win:	256	WON-LOST	WINNING	LAST 10	STRENGTH OF	OPP. STRENGTH	TEAM	ADJ.	CONF.	ADJ CONF.
Average RPI Loss:	157	RECORD	PCT. RANK	GAMES	SCHEDULE	OF SCHEDULE	RPI	RPI	RPI	RPI
DIV. I ONLY	5- 12	281	3- 5	119	311	228	228	17	17	
DIV. I NON-CONF.	3- 8	268	1- 3	179	337	253	253	14	14	

TOTALS	RPI 1-25	RPI 26-50	W-L RECORDS	RPI 51-100	RPI 101-999	RPI 201+				
5- 12	0- 1	0- 1	OVERALL	0- 2	5- 8	4- 3				
3- 3	0- 0	0- 0	HOME	0- 0	3- 3	2- 2				
2- 9	0- 1	0- 1	AWAY	0- 2	2- 5	2- 1				
0- 0	0- 0	0- 0	NEUTRAL	0- 0	0- 0	0- 0				
3- 8	0- 1	0- 1	NON-CONFERENCE	0- 0	3- 6	3- 3				
1- 3	0- 0	0- 0	HOME	0- 0	1- 3	1- 2				
2- 5	0- 1	0- 1	AWAY	0- 0	2- 3	2- 1				
0- 0	0- 0	0- 0	NEUTRAL	0- 0	0- 0	0- 0				
2- 4	0- 0	0- 0	CONFERENCE	0- 2	2- 2	1- 0				
2- 0	0- 0	0- 0	HOME	0- 0	2- 0	1- 0				
0- 4	0- 0	0- 0	AWAY	0- 2	0- 2	0- 0				
0- 0	0- 0	0- 0	NEUTRAL	0- 0	0- 0	0- 0				

RPI 1-25				RPI 26-50				RPI 51-100				RPI 101+ Team's RPI: 228			
RPI	S	Opponent	Score	RPI	S	Opponent	Score	RPI	S	Opponent	Score	RPI	S	Opponent	Score
16	A	Duke	54 85	36	A	Virginia	50 68	79	A	Mercer	57 80	119	H	High Point	72 81
								97	A	Chattanooga	42 49	128	A	ETSU	52 60
												161	H	Furman	76 74
												176	A	Samford	48 56
												196	A	Norfolk St.	63 64
												200	A	Radford	53 56
												249	H	Campbell	61 72
												259	A	Presbyterian	64 57
												268	A	Coastal Caro.	60 54
												286	A	Eastern Ky.	59 70
												288	H	Wofford	66 51
												299	H	Murray St.	52 63
												302	H	VCU	74 61

LAST 12 Division I GAMES:															
176	A	Samford	48 56	119	H	High Point	72 81	259	A	Presbyterian	64 57	196	A	Norfolk St.	63 64
79	A	Mercer	57 80	36	A	Virginia	50 68	97	A	Chattanooga	42 49	288	H	Wofford	66 51
161	H	Furman	76 74									128	A	ETSU	52 60
288	H	Wofford	66 51									97	A	Chattanooga	42 49

Non-Div I Games: Greensboro 82 34 Tusculum 69 71 Lees-McRae 78 62 Southern Wesleyan 96 35 UNCG

UNCW				Through Games Of Jan. 24, 2018																
Average RPI Win:		296	WON-LOST		WINNING		LAST 10		STRENGTH OF		OPP. STRENGTH		TEAM		ADJ.		CONF.		ADJ CONF.	
Average RPI Loss:		150	RECORD		PCT. RANK		GAMES		SCHEDULE		OF SCHEDULE		RPI		RPI		RPI		RPI	
DIV. I ONLY			5- 12		281		2- 8		181		255		274		274		10		10	
DIV. I NON-CONF.			5- 4		146		3- 1		313		318		219		219		13		13	
TOTALS		RPI 1-25		RPI 26-50		W-L RECORDS		RPI 51-100		RPI 101-999		RPI 201+								
5- 12		0- 0		0- 1		OVERALL		0- 4		5- 7		5- 3								
4- 5		0- 0		0- 0		HOME		0- 2		4- 3		4- 1								
1- 7		0- 0		0- 1		AWAY		0- 2		1- 4		1- 2								
0- 0		0- 0		0- 0		NEUTRAL		0- 0		0- 0		0- 0								
5- 4		0- 0		0- 0		NON-CONFERENCE		0- 1		5- 3		5- 1								
4- 0		0- 0		0- 0		HOME		0- 0		4- 0		4- 0								
1- 4		0- 0		0- 0		AWAY		0- 1		1- 3		1- 1								
0- 0		0- 0		0- 0		NEUTRAL		0- 0		0- 0		0- 0								
0- 8		0- 0		0- 1		CONFERENCE		0- 3		0- 4		0- 2								
0- 5		0- 0		0- 0		HOME		0- 2		0- 3		0- 1								
0- 3		0- 0		0- 1		AWAY		0- 1		0- 1		0- 1								
0- 0		0- 0		0- 0		NEUTRAL		0- 0		0- 0		0- 0								

RPI 1-25				RPI 26-50				RPI 51-100				RPI 101+				Team's RPI: 274	
RPI	S	Opponent	Score	RPI	S	Opponent	Score	RPI	S	Opponent	Score	RPI	S	Opponent	Score		
				47	A	Drexel	42 68	82	A	El on	67 75	146	H	William & Mary	53 66		
								85	A	North Carolina	60 86	155	A	Pittsburgh	55 74		
								86	H	James Madi son	48 63	161	A	Furman	71 76		
								98	H	Del aware	49 82	189	H	Northeastern	47 54		
												215	H	Hofstra	61 69		
												244	H	East Carol ina	66 62		
												268	A	Coastal Caro.	41 57		
												270	A	Towson	71 72		
												288	A	Wofford	65 60		
												302	H	VCU	83 67		
												309	H	Georgia St.	74 62		
												335	H	N. C. Central	89 63		
LAST 12 Di vi si on I GAMES:																	
				86	H	James Madi son	48 63	146	H	William & Mary	53 66						
				98	H	Del aware	49 82	82	A	El on	67 75						
				47	A	Drexel	42 68	309	H	Georgi a St.	74 62						
				270	A	Towson	71 72	288	A	Wofford	65 60						
				215	H	Hofstra	61 69	155	A	Pi ttsburgh	55 74						
				189	H	Northeastern	47 54	335	H	N. C. Central	89 63						

Non-Div I Games: Catawba 74 59 UNC Pembroke 73 64

UNCW

■ Loss,
 ■ Non-Conf,
 ■ S Site,
 ■ H Home
 ■ A Away
 N Neutral

Average RPI Win:	206	WON-LOST	WINNING	LAST 10	STRENGTH OF	OPP. STRENGTH	TEAM	ADJ.	CONF.	ADJ CONF.
Average RPI Loss:	102	RECORD	PCT. RANK	GAMES	SCHEDULE	OF SCHEDULE	RPI	RPI	RPI	RPI
DIV. I ONLY	7- 10	228	5- 4	148	89	188	188	24	24	
DIV. I NON-CONF.	3- 7	254	1- 3	36	9	123	123	22	22	

TOTALS	RPI 1-25	RPI 26-50	W-L RECORDS	RPI 51-100	RPI 101-999	RPI 201+				
7- 10	0- 0	0- 4	OVERALL	2- 1	5- 5	4- 1				
5- 2	0- 0	0- 1	HOME	0- 1	5- 0	4- 0				
1- 8	0- 0	0- 3	AWAY	1- 0	0- 5	0- 1				
1- 0	0- 0	0- 0	NEUTRAL	1- 0	0- 0	0- 0				
3- 7	0- 0	0- 4	NON-CONFERENCE	2- 1	1- 2	0- 1				
1- 2	0- 0	0- 1	HOME	0- 1	1- 0	0- 0				
1- 5	0- 0	0- 3	AWAY	1- 0	0- 2	0- 1				
1- 0	0- 0	0- 0	NEUTRAL	1- 0	0- 0	0- 0				
4- 3	0- 0	0- 0	CONFERENCE	0- 0	4- 3	4- 0				
4- 0	0- 0	0- 0	HOME	0- 0	4- 0	4- 0				
0- 3	0- 0	0- 0	AWAY	0- 0	0- 3	0- 0				
0- 0	0- 0	0- 0	NEUTRAL	0- 0	0- 0	0- 0				

RPI	S	Opponent	Score	RPI	S	Opponent	Score	RPI	S	Opponent	Score	RPI	S	Opponent	Score	Team's RPI: 188
30	A	South Dakota St.	47 57	51	N	Wyoming	55 40	115	A	Drake	64 81					
31	H	Iowa	47 71	76	A	Kansas St.	72 71	117	A	Missouri St.	52 62					
48	A	Creighton	78 89	84	H	IUPUI	48 54	132	H	Iowa St.	57 53					
50	A	UCF	43 53					141	A	North Dakota	72 80					
								167	A	Southern Ill.	53 60					
								239	A	Omaha	74 78					
								264	H	Valparaiso	77 56					
								282	H	Indiana St.	59 53					
								291	H	Loyola Chicago	70 41					
								347	H	Evansville	65 41					

LAST 12 Division I GAMES:																
115	A	Drake	64 81	291	H	Loyola Chicago	70 41									
282	H	Indiana St.	59 53	76	A	Kansas St.	72 71									
347	H	Evansville	65 41	31	H	Iowa	47 71									
117	A	Missouri St.	52 62	239	A	Omaha	74 78									
167	A	Southern Ill.	53 60	141	A	North Dakota	72 80									
264	H	Valparaiso	77 56	30	A	South Dakota St.	47 57									

Non-Div I Games: Wis.-Parkside 92 62

UNI

Average RPI	Win: 201	WON-LOST RECORD	WINNING PCT. RANK	LAST 10 GAMES	STRENGTH OF SCHEDULE	OPP. STRENGTH OF SCHEDULE	TEAM RPI	ADJ. RPI	CONF. RPI	ADJ CONF. RPI
Average RPI	Loss: 86									
DIV. I ONLY	10- 8	136	5- 5	64	114	111	111	16	16	
DIV. I NON-CONF.	5- 6	187	1- 4	8	64	102	102	17	17	

TOTALS	RPI 1-25	RPI 26-50	W-L RECORDS	RPI 51-100	RPI 101-999	RPI 201+				
10- 8	0- 3	0- 2	OVERALL	2- 0	8- 3	5- 1				
7- 4	0- 2	0- 1	HOME	0- 0	7- 1	4- 0				
3- 2	0- 0	0- 1	AWAY	2- 0	1- 1	1- 0				
0- 2	0- 1	0- 0	NEUTRAL	0- 0	0- 1	0- 1				
5- 6	0- 3	0- 2	NON-CONFERENCE	1- 0	4- 1	2- 1				
4- 3	0- 2	0- 1	HOME	0- 0	4- 0	2- 0				
1- 1	0- 0	0- 1	AWAY	1- 0	0- 0	0- 0				
0- 2	0- 1	0- 0	NEUTRAL	0- 0	0- 1	0- 1				
5- 2	0- 0	0- 0	CONFERENCE	1- 0	4- 2	3- 0				
3- 1	0- 0	0- 0	HOME	0- 0	3- 1	2- 0				
2- 1	0- 0	0- 0	AWAY	1- 0	1- 1	1- 0				
0- 0	0- 0	0- 0	NEUTRAL	0- 0	0- 0	0- 0				

RPI 1-25				RPI 26-50				RPI 51-100				RPI 101+ Team's RPI: 111			
RPI	S	Opponent	Score	RPI	S	Opponent	Score	RPI	S	Opponent	Score	RPI	S	Opponent	Score
3	H	Mississippi St.	63 103	26	A	Stanford	33 74	58	A	Gonzaga	52 50	144	H	Portland St.	88 80
22	N	Buffalo	53 80	43	H	Minnesota	72 79	68	A	New Mexico	68 66	154	H	Fresno St.	72 74
25	H	Syracuse	55 69									169	H	Colorado St.	56 52
												180	A	Boise St.	60 69
												194	H	UC Irvine	73 54
												215	H	Hofstra	68 52
												233	N	UC Riverside	88 95
												266	H	San Jose St.	79 60
												279	H	Grand Canyon	76 47
												306	A	Utah St.	63 54
												315	H	Air Force	69 57

LAST 12 Division I GAMES:															
154	H	Fresno St.	72 74	180	A	Boise St.	60 69	25	H	Syracuse	55 69	3	H	Mississippi St.	63 103
169	H	Colorado St.	56 52	26	A	Stanford	33 74	58	A	Gonzaga	52 50	279	H	Grand Canyon	76 47
68	A	New Mexico	68 66	43	H	Minnesota	72 79	68	A	New Mexico	68 66	306	A	Utah St.	63 54
315	H	Air Force	69 57					22	N	Buffalo	53 80	315	H	Air Force	69 57
306	A	Utah St.	63 54												
266	H	San Jose St.	79 60												

Non-Div I Games:

UNLV

Average RPI Win:	333	WON-LOST	WINNING	LAST 10	STRENGTH OF	OPP. STRENGTH	TEAM	ADJ.	CONF.	ADJ CONF.
Average RPI Loss:	176	RECORD	PCT. RANK	GAMES	SCHEDULE	OF SCHEDULE	RPI	RPI	RPI	RPI

DIV. I ONLY	3- 14	309	3- 6	199	336	307	307	22	22
DIV. I NON-CONF.	2- 10	300	2- 4	217	341	331	331	20	20

TOTALS	RPI 1-25	RPI 26-50	W-L RECORDS	RPI 51-100	RPI 101-999	RPI 201+			
3- 14	0- 0	0- 1	OVERALL	0- 2	3- 11	3- 7			
2- 6	0- 0	0- 0	HOME	0- 0	2- 6	2- 4			
1- 8	0- 0	0- 1	AWAY	0- 2	1- 5	1- 3			
0- 0	0- 0	0- 0	NEUTRAL	0- 0	0- 0	0- 0			
2- 10	0- 0	0- 0	NON-CONFERENCE	0- 2	2- 8	2- 6			
2- 4	0- 0	0- 0	HOME	0- 0	2- 4	2- 3			
0- 6	0- 0	0- 0	AWAY	0- 2	0- 4	0- 3			
0- 0	0- 0	0- 0	NEUTRAL	0- 0	0- 0	0- 0			
1- 4	0- 0	0- 1	CONFERENCE	0- 0	1- 3	1- 1			
0- 2	0- 0	0- 0	HOME	0- 0	0- 2	0- 1			
1- 2	0- 0	0- 1	AWAY	0- 0	1- 1	1- 0			
0- 0	0- 0	0- 0	NEUTRAL	0- 0	0- 0	0- 0			

RPI 1-25	RPI 26-50	RPI 51-100	RPI 101+	Team's RPI: 307
RPI S Opponent Score	RPI S Opponent Score	RPI S Opponent Score	RPI S Opponent Score	
	41 A FGCU 60 93	60 A Oklahoma St. 71 108 71 A Virginia Tech 56 87	118 H Jacksonville 45 71 146 A William & Mary 63 83 161 H Furman 59 80 172 A Stetson 61 62 212 A Gardner-Webb 39 60 239 H Omaha 66 69 239 H North Florida 61 65 244 A East Carolina 53 66 247 H UNC Asheville 70 76 249 A Campbell 49 69 259 H Presbyterian 69 83 324 H South Carolina St. 63 44 335 H N.C. Central 66 61 340 A NJIT 95 57	
LAST 12 Division I GAMES:				
118 H Jacksonville 45 71	60 A Oklahoma St. 71 108	247 H UNC Asheville 70 76	324 H South Carolina St. 63 44	
239 H North Florida 61 65	146 A William & Mary 63 83	161 H Furman 59 80	212 A Gardner-Webb 39 60	
41 A FGCU 60 93	172 A Stetson 61 62	249 A Campbell 49 69	259 H Presbyterian 69 83	
340 A NJIT 95 57	247 H UNC Asheville 70 76	324 H South Carolina St. 63 44	335 H N.C. Central 66 61	
335 H N.C. Central 66 61	239 H North Florida 61 65	146 A William & Mary 63 83	340 A NJIT 95 57	

Non-Div I Games: Brevard 109 39 Converse 71 51 Bob Jones 79 45

Average RPI Win: 231
Average RPI Loss: 114

WON-LOST
RECORD

WINNING
PCT. RANK

LAST 10
GAMES

STRENGTH OF
SCHEDULE

OPP. STRENGTH
OF SCHEDULE

TEAM
RPI

ADJ.
RPI

CONF.
RPI

ADJ CONF.
RPI

DIV. I ONLY	10- 9	162	5- 5	215	132	179	179	23	23
DIV. I NON-CONF.	6- 5	153	1- 3	197	45	145	145	23	23
<hr/>									
TOTALS	RPI 1-25	RPI 26-50	W-L RECORDS	RPI 51-100	RPI 101-999	RPI 201+			
10- 9	0- 0	0- 1	OVERALL	0- 5	10- 3	6- 2			
8- 2	0- 0	0- 1	HOME	0- 1	8- 0	4- 0			
2- 7	0- 0	0- 0	AWAY	0- 4	2- 3	2- 2			
0- 0	0- 0	0- 0	NEUTRAL	0- 0	0- 0	0- 0			
6- 5	0- 0	0- 1	NON-CONFERENCE	0- 4	6- 0	3- 0			
5- 1	0- 0	0- 1	HOME	0- 0	5- 0	2- 0			
1- 4	0- 0	0- 0	AWAY	0- 4	1- 0	1- 0			
0- 0	0- 0	0- 0	NEUTRAL	0- 0	0- 0	0- 0			
4- 4	0- 0	0- 0	CONFERENCE	0- 1	4- 3	3- 2			
3- 1	0- 0	0- 0	HOME	0- 1	3- 0	2- 0			
1- 3	0- 0	0- 0	AWAY	0- 0	1- 3	1- 2			
0- 0	0- 0	0- 0	NEUTRAL	0- 0	0- 0	0- 0			

RPI 1-25				RPI 26-50				RPI 51-100				RPI 101+				Team's RPI: 179
RPI	S	Opponent	Score	RPI	S	Opponent	Score	RPI	S	Opponent	Score	RPI	S	Opponent	Score	
				45	H	Houston	58 62	53	A	Georgi a Tech	52 80	124	H	Louisiana	63 61	
								66	A	Utah	41 71	129	A	Little Rock	57 59	
								76	A	Kansas St.	56 70	154	H	Fresno St.	67 54	
								83	A	Arkansas	57 91	174	H	San Francisco	56 54	
								93	H	South Ala.	63 76	177	H	Oral Roberts	70 46	
												213	A	Arkansas St.	80 85	
												216	H	SMU	58 55	
												242	H	Troy	76 57	
												268	A	Coastal Caro.	76 89	
												280	A	Appalachian St.	64 60	
												297	H	Incarnate Word	61 48	
												313	A	UTSA	69 68	
												332	H	La. -Monroe	70 61	
<hr/>																
LAST 12 Division I GAMES:																
				332	H	La. -Monroe	70 61	280	A	Appalachian St.	64 60					
				124	H	Louisiana	63 61	268	A	Coastal Caro.	76 89					
				213	A	Arkansas St.	80 85	174	H	San Francisco	56 54					
				129	A	Little Rock	57 59	83	A	Arkansas	57 91					
				93	H	South Ala.	63 76	53	A	Georgi a Tech	52 80					
				242	H	Troy	76 57	76	A	Kansas St.	56 70					

Non-Div I Games:

UT Arlington

Average RPI Win:	302	WON-LOST	WINNING	LAST 10	STRENGTH OF	OPP. STRENGTH	TEAM	ADJ.	CONF.	ADJ CONF.
Average RPI Loss:	140	RECORD	PCT. RANK	GAMES	SCHEDULE	OF SCHEDULE	RPI	RPI	RPI	RPI
DIV. I ONLY	6- 12	259	4- 6	176	284	246	246	26	26	
DIV. I NON-CONF.	2- 8	290	0- 3	107	122	263	263	27	27	

TOTALS	RPI 1-25	RPI 26-50	W-L RECORDS	RPI 51-100	RPI 101-999	RPI 201+				
6- 12	0- 1	0- 1	OVERALL	0- 3	6- 7	6- 4				
4- 3	0- 0	0- 0	HOME	0- 1	4- 2	4- 1				
2- 7	0- 1	0- 1	AWAY	0- 1	2- 4	2- 2				
0- 2	0- 0	0- 0	NEUTRAL	0- 1	0- 1	0- 1				
2- 8	0- 1	0- 1	NON-CONFERENCE	0- 2	2- 4	2- 2				
2- 1	0- 0	0- 0	HOME	0- 0	2- 1	2- 0				
0- 5	0- 1	0- 1	AWAY	0- 1	0- 2	0- 1				
0- 2	0- 0	0- 0	NEUTRAL	0- 1	0- 1	0- 1				
4- 4	0- 0	0- 0	CONFERENCE	0- 1	4- 3	4- 2				
2- 2	0- 0	0- 0	HOME	0- 1	2- 1	2- 1				
2- 2	0- 0	0- 0	AWAY	0- 0	2- 2	2- 1				
0- 0	0- 0	0- 0	NEUTRAL	0- 0	0- 0	0- 0				

RPI 1-25				RPI 26-50				RPI 51-100				RPI 101+ Team's RPI: 246			
RPI	S	Opponent	Score	RPI	S	Opponent	Score	RPI	S	Opponent	Score	RPI	S	Opponent	Score
7	A	Louisville	56 91	46	A	Purdue	58 60	65	N	Saint Mary's (CA)	58 69	152	A	SIUE	70 73
								77	H	Belmont	63 65	167	A	Southern Ill.	72 84
								97	A	Chattanooga	82 87	186	H	Northwestern	63 71
												202	N	Eastern Wash.	58 61
												213	A	Arkansas St.	73 84
												230	H	N.C. A&T	76 63
												234	H	Morehead St.	76 81
												235	A	Austin Peay	62 69
												286	H	Eastern Ky.	77 49
												299	A	Murray St.	97 80
												311	H	Western Caro.	62 54
												342	A	Eastern Ill.	72 44
												345	H	Tennessee St.	80 68

LAST 12 Division I GAMES:															
152	A	SIUE	70 73	77	H	Belmont	63 65	345	H	Tennessee St.	80 68	202	N	Eastern Wash.	58 61
342	A	Eastern Ill.	72 44	46	A	Purdue	58 60	65	N	Saint Mary's (CA)	58 69	7	A	Louisville	56 91
234	H	Morehead St.	76 81	299	A	Murray St.	97 80	97	A	Chattanooga	82 87				
286	H	Eastern Ky.	77 49	235	A	Austin Peay	62 69								

Non-Div I Games: Rhodes 90 49 Ala.-Huntsville 104 73

UT Martin

U
T
E
P

UTEP				Through Games Of Jan. 24, 2018						
Average RPI Win: 234		WON-LOST RECORD	WINNING PCT. RANK	LAST 10 GAMES	STRENGTH OF SCHEDULE	OPP. STRENGTH OF SCHEDULE	TEAM RPI	ADJ. RPI	CONF. RPI	ADJ CONF. RPI
Average RPI Loss: 159										
DIV. I ONLY		12- 6	82	7- 3	224	236	130	130	18	18
DIV. I NON-CONF.		9- 4	82	4- 3	245	310	124	124	19	19

TOTALS		RPI 1-25	RPI 26-50	W-L RECORDS	RPI 51-100	RPI 101-999	RPI 201+			
12- 6	0- 0		0- 0	OVERALL	1- 1	11- 5	8- 2			
7- 2	0- 0		0- 0	HOME	1- 1	6- 1	4- 0			
3- 4	0- 0		0- 0	AWAY	0- 0	3- 4	3- 2			
2- 0	0- 0		0- 0	NEUTRAL	0- 0	2- 0	1- 0			
9- 4	0- 0		0- 0	NON-CONFERENCE	1- 1	8- 3	7- 2			
5- 1	0- 0		0- 0	HOME	1- 1	4- 0	4- 0			
2- 3	0- 0		0- 0	AWAY	0- 0	2- 3	2- 2			
2- 0	0- 0		0- 0	NEUTRAL	0- 0	2- 0	1- 0			
3- 2	0- 0		0- 0	CONFERENCE	0- 0	3- 2	1- 0			
2- 1	0- 0		0- 0	HOME	0- 0	2- 1	0- 0			
1- 1	0- 0		0- 0	AWAY	0- 0	1- 1	1- 0			
0- 0	0- 0		0- 0	NEUTRAL	0- 0	0- 0	0- 0			

U
T
E
P

RPI 1-25				RPI 26-50				RPI 51-100				RPI 101+ Team's RPI: 130			
RPI	S	Opponent	Score	RPI	S	Opponent	Score	RPI	S	Opponent	Score	RPI	S	Opponent	Score
								68	H	New Mexico	35 59	107	A	Tulane	56 67
								83	H	Arkansas	64 61	123	H	Middle Tenn.	45 54
												176	N	Samford	46 33
												193	H	Charlotte	67 58
												199	A	Fla. Atlantic	66 72
												199	H	Fla. Atlantic	75 70
												213	A	Arkansas St.	73 76
												233	A	UC Riverside	73 62
												244	N	East Carolina	93 79
												245	A	New Mexico St.	68 76
												256	H	Texas Southern	65 55
												263	H	CSU Bakersfield	67 56
												265	H	A&M-Corpus Christi	69 49
												278	A	FIU	77 76
												300	A	Cal St. Fullerton	92 91
												322	H	Houston Baptist	69 62
LAST 12 Division I GAMES:															
				199	H	Fla. Atlantic	75 70	300	A	Cal St. Fullerton	92 91				
				123	H	Middle Tenn.	45 54	107	A	Tulane	56 67				
				193	H	Charlotte	67 58	176	N	Samford	46 33				
				199	A	Fla. Atlantic	66 72	244	N	East Carolina	93 79				
				278	A	FIU	77 76	245	A	New Mexico St.	68 76				
				233	A	UC Riverside	73 62	213	A	Arkansas St.	73 76				

Non-Div I Games:

UTEP

Average RPI Win: 297
Average RPI Loss: 209

WON-LOST
RECORD

WINNING
PCT. RANK

LAST 10
GAMES

STRENGTH OF
SCHEDULE

OPP. STRENGTH
OF SCHEDULE

TEAM
RPI

ADJ.
RPI

CONF.
RPI

ADJ CONF.
RPI

DIV. I ONLY	7- 10	228	2- 8	341	328	317	317	30	30
DIV. I NON-CONF.	7- 5	132	4- 3	332	307	250	250	30	30
<hr/>									
TOTALS	RPI 1-25	RPI 26-50	W-L RECORDS	RPI 51-100	RPI 101-999	RPI 201+			
7- 10	0- 0	0- 1	OVERALL	0- 1	7- 8	7- 7			
6- 4	0- 0	0- 1	HOME	0- 0	6- 3	6- 3			
1- 6	0- 0	0- 0	AWAY	0- 1	1- 5	1- 4			
0- 0	0- 0	0- 0	NEUTRAL	0- 0	0- 0	0- 0			
7- 5	0- 0	0- 1	NON-CONFERENCE	0- 1	7- 3	7- 2			
6- 1	0- 0	0- 1	HOME	0- 0	6- 0	6- 0			
1- 4	0- 0	0- 0	AWAY	0- 1	1- 3	1- 2			
0- 0	0- 0	0- 0	NEUTRAL	0- 0	0- 0	0- 0			
0- 5	0- 0	0- 0	CONFERENCE	0- 0	0- 5	0- 5			
0- 3	0- 0	0- 0	HOME	0- 0	0- 3	0- 3			
0- 2	0- 0	0- 0	AWAY	0- 0	0- 2	0- 2			
0- 0	0- 0	0- 0	NEUTRAL	0- 0	0- 0	0- 0			

RPI 1-25				RPI 26-50				RPI 51-100				RPI 101+ Team's RPI: 317			
RPI	S	Opponent	Score	RPI	S	Opponent	Score	RPI	S	Opponent	Score	RPI	S	Opponent	Score
				49	H	Southern Cal i forn i a	64 71	60	A	Okl ahoma St.	38 80	190	A	Wi sconsi n	54 82
												208	A	Seattl e U	56 64
												227	A	Texas Tech	64 80
												247	H	UMKC	52 54
												263	H	CSU Bakersfi el d	64 67
												265	A	A&M-Corpus Christi	41 71
												265	H	A&M-Corpus Christi	56 53
												275	A	North Dakota St.	82 79
												279	H	Grand Canyon	59 65
												295	H	Prai ri e View	78 62
												296	H	Massachusetts	67 59
												298	H	Can i si us	63 46
												301	A	Utah Valley	60 69
												313	H	UTSA	70 58
												334	H	Fl ori da A&M	51 38
LAST 12 Di vi si on I GAMES:															
208	A	Seattl e U	56 64	298	H	Can i si us	63 46								
301	A	Utah Valley	60 69	227	A	Texas Tech	64 80								
279	H	Grand Canyon	59 65	190	A	Wi sconsi n	54 82								
263	H	CSU Bakersfi el d	64 67	275	A	North Dakota St.	82 79								
247	H	UMKC	52 54	313	H	UTSA	70 58								
49	H	Southern Cal i forn i a	64 71	296	H	Massachusetts	67 59								

Non-Div I Games: Texas Lutheran 78 43 Concordia (TX) 67 49 Trinity (TX) 62 57

UTRGV

Loss, Non-Conf, S Site, H Home A Away N Neutral

Average RPI Win: 335
Average RPI Loss: 162

WON-LOST
RECORD

WINNING
PCT. RANK

LAST 10
GAMES

STRENGTH OF
SCHEDULE

OPP. STRENGTH
OF SCHEDULE

TEAM
RPI

ADJ.
RPI

CONF.
RPI

ADJ CONF.
RPI

DIV. I ONLY	2- 14	324	1- 8	183	278	313	313	18	18
DIV. I NON-CONF.	1- 9	318	1- 4	219	254	320	320	19	19
<hr/>									
TOTALS	RPI 1-25	RPI 26-50	W-L RECORDS	RPI 51-100	RPI 101-999	RPI 201+			
2- 14	0- 1	0- 1	OVERALL	0- 1	2- 11	2- 3			
1- 4	0- 0	0- 0	HOME	0- 0	1- 4	1- 0			
0- 10	0- 1	0- 1	AWAY	0- 1	0- 7	0- 3			
1- 0	0- 0	0- 0	NEUTRAL	0- 0	1- 0	1- 0			
1- 9	0- 1	0- 1	NON-CONFERENCE	0- 0	1- 7	1- 2			
0- 3	0- 0	0- 0	HOME	0- 0	0- 3	0- 0			
0- 6	0- 1	0- 1	AWAY	0- 0	0- 4	0- 2			
1- 0	0- 0	0- 0	NEUTRAL	0- 0	1- 0	1- 0			
1- 5	0- 0	0- 0	CONFERENCE	0- 1	1- 4	1- 1			
1- 1	0- 0	0- 0	HOME	0- 0	1- 1	1- 0			
0- 4	0- 0	0- 0	AWAY	0- 1	0- 3	0- 1			
0- 0	0- 0	0- 0	NEUTRAL	0- 0	0- 0	0- 0			

RPI 1-25				RPI 26-50				RPI 51-100				RPI 101+ Team's RPI: 313			
RPI	S	Opponent	Score	RPI	S	Opponent	Score	RPI	S	Opponent	Score	RPI	S	Opponent	Score
10	A	Texas	70 120	32	A	Arizona St.	42 74	57	A	Western Ky.	38 73	123	H	Middle Tenn.	47 62
												126	A	Rice	52 83
												141	H	North Dakota	47 60
												147	H	Northern Ill.	55 69
												157	A	Texas St.	38 91
												170	A	San Diego	69 78
												179	H	UT Arlington	68 69
												191	A	Louisiana Tech	55 63
												300	A	Cal St. Fullerton	46 55
												317	A	UTRGV	58 70
												323	A	Old Dominion	63 69
												323	H	Old Dominion	64 56
												346	N	Mississippi Val.	68 55
<hr/>															
LAST 12 Division I GAMES:															
323	A	Old Dominion	63 69	300	A	Cal St. Fullerton	46 55								
57	A	Western Ky.	38 73	170	A	San Diego	69 78								
323	H	Old Dominion	64 56	157	A	Texas St.	38 91								
123	H	Middle Tenn.	47 62	317	A	UTRGV	58 70								
126	A	Rice	52 83	346	N	Mississippi Val.	68 55								
191	A	Louisiana Tech	55 63	141	H	North Dakota	47 60								

Non-Div I Games: Sul Ross St. 97 47 Tex. A&M-Commerce 60 69

UTSA

Loss, Non-Conf, S Site, H Home A Away N Neutral

Average RPI Win:	170	WON-LOST	WINNING	LAST 10	STRENGTH OF	OPP. STRENGTH	TEAM	ADJ.	CONF.	ADJ CONF.
Average RPI Loss:	56	RECORD	PCT. RANK	GAMES	SCHEDULE	OF SCHEDULE	RPI	RPI	RPI	RPI
DIV. I ONLY	14- 5	54	7- 3	106	58	66	66	4	4	
DIV. I NON-CONF.	9- 2	34	3- 1	133	153	40	40	3	3	

TOTALS	RPI 1-25	RPI 26-50	W-L RECORDS	RPI 51-100	RPI 101-999	RPI 201+				
14- 5	0- 1	2- 2	OVERALL	2- 1	10- 1	5- 0				
8- 3	0- 1	1- 2	HOME	1- 0	6- 0	3- 0				
6- 2	0- 0	1- 0	AWAY	1- 1	4- 1	2- 0				
0- 0	0- 0	0- 0	NEUTRAL	0- 0	0- 0	0- 0				
9- 2	0- 0	1- 0	NON-CONFERENCE	1- 1	7- 1	3- 0				
7- 0	0- 0	1- 0	HOME	1- 0	5- 0	2- 0				
2- 2	0- 0	0- 0	AWAY	0- 1	2- 1	1- 0				
0- 0	0- 0	0- 0	NEUTRAL	0- 0	0- 0	0- 0				
5- 3	0- 1	1- 2	CONFERENCE	1- 0	3- 0	2- 0				
1- 3	0- 1	0- 2	HOME	0- 0	1- 0	1- 0				
4- 0	0- 0	1- 0	AWAY	1- 0	2- 0	1- 0				
0- 0	0- 0	0- 0	NEUTRAL	0- 0	0- 0	0- 0				

RPI	S	Opponent	Score	RPI	S	Opponent	Score	RPI	S	Opponent	Score	RPI	S	Opponent	Score
8	H	UCLA	74 81	32	A	Arizona St.	58 56	65	H	Saint Mary's (CA)	74 63	120	A	BYU	68 77
				32	H	Arizona St.	81 83	69	A	Washington St.	81 79	134	A	Washington	74 65
				46	H	Purdue	81 68	73	A	Al abama	60 65	140	A	Weber St.	85 58
				49	H	Southern Cal i forni a	47 58					164	H	Nevada	87 61
												177	H	Oral Roberts	71 50
												179	H	UT Arlington	71 41
												204	H	Pepperdi ne	89 65
												284	A	Ari zona	80 56
												284	H	Ari zona	89 55
												297	H	Incarnate Word	90 31
												306	A	Utah St.	79 44

Team's RPI: 66															
LAST 12 Division I GAMES:															
284	A	Ari zona	80 56	32	H	Ari zona St.	81 83	284	H	Ari zona	89 55	177	H	Oral Roberts	71 50
32	A	Ari zona St.	58 56	284	H	Ari zona	89 55	306	A	Utah St.	79 44	120	A	BYU	68 77
49	H	Southern Cal i forni a	47 58	177	H	Oral Roberts	71 50	204	H	Pepperdi ne	89 65				
8	H	UCLA	74 81												
69	A	Washington St.	81 79												
134	A	Washington	74 65												

Non-Div I Games:

Utah

Average RPI Win: 171

Average RPI Loss: 188

WON-LOST
RECORDWINNING
PCT. RANKLAST 10
GAMESSTRENGTH OF
SCHEDULEOPP. STRENGTH
OF SCHEDULETEAM
RPIADJ.
RPICONF.
RPIADJ CONF.
RPIDIV. I ONLY
DIV. I NON-CONF.3- 16
1- 9316
3182- 8
0- 3217
206214
316306
311306
31116
1716
17

TOTALS

RPI 1-25

RPI 26-50

W-L RECORDS

RPI 51-100

RPI 101-999

RPI 201+

3- 16

0- 0

0- 0

OVERALL

0- 3

3- 13

1- 6

2- 5

0- 0

0- 0

HOME

0- 1

2- 4

1- 1

1- 9

0- 0

0- 0

AWAY

0- 1

1- 8

0- 4

0- 2

0- 0

0- 0

NEUTRAL

0- 1

0- 1

0- 1

1- 9

0- 0

0- 0

NON-CONFERENCE

0- 2

1- 7

0- 4

0- 3

0- 0

0- 0

HOME

0- 1

0- 2

0- 1

1- 4

0- 0

0- 0

AWAY

0- 0

1- 4

0- 2

0- 2

0- 0

0- 0

NEUTRAL

0- 1

0- 1

0- 1

2- 7

0- 0

0- 0

CONFERENCE

0- 1

2- 6

1- 2

2- 2

0- 0

0- 0

HOME

0- 0

2- 2

1- 0

0- 5

0- 0

0- 0

AWAY

0- 1

0- 4

0- 2

0- 0

0- 0

0- 0

NEUTRAL

0- 0

0- 0

0- 0

RPI 1-25

RPI 26-50

RPI 51-100

RPI 101+

Team's RPI: 306

RPI S Opponent Score

RPI S Opponent Score

RPI S Opponent Score

RPI S Opponent Score

51 A Wyoming 44 61

52 N Oregon St. 55 94

66 H Utah 44 79

111 H UNLV 54 63

120 A BYU 76 69

143 A Idaho St. 44 64

154 A Fresno St. 56 57

164 H Nevada 79 57

169 A Colorado St. 45 56

180 H Boise St. 42 64

194 A UC Irvine 84 87

195 H Denver 72 74

222 N Montana St. 52 64

229 H San Diego St. 62 58

266 A San Jose St. 66 79

284 H Arizona 49 65

301 A Utah Valley 43 61

303 A Southern Utah 67 70

315 A Air Force 50 57

LAST 12 Division I GAMES:

315 A Air Force 50 57

51 A Wyoming 44 61

180 H Boise St. 42 64

164 H Nevada 79 57

169 A Colorado St. 45 56

111 H UNLV 54 63

154 A Fresno St. 56 57

229 H San Diego St. 62 58

266 A San Jose St. 66 79

66 H Utah 44 79

195 H Denver 72 74

301 A Utah Valley 43 61

Non-Div I Games:

Dixie St.

92 72

Utah St.

Average RPI Win:	285	WON-LOST	WINNING	LAST 10	STRENGTH OF	OPP. STRENGTH	TEAM	ADJ.	CONF.	ADJ CONF.
Average RPI Loss:	199	RECORD	PCT. RANK	GAMES	SCHEDULE	OF SCHEDULE	RPI	RPI	RPI	RPI
DIV. I ONLY	7- 11	236	4- 5	340	301	301	301	30	30	
DIV. I NON-CONF.	4- 9	249	3- 3	323	282	330	330	30	30	

TOTALS	RPI 1-25	RPI 26-50	W-L RECORDS	RPI 51-100	RPI 101-999	RPI 201+				
7- 11	0- 0	0- 0	OVERALL	0- 1	7- 10	6- 6				
5- 3	0- 0	0- 0	HOME	0- 0	5- 3	4- 2				
2- 8	0- 0	0- 0	AWAY	0- 0	2- 1	2- 1				
0- 0	0- 0	0- 0	NEUTRAL	0- 0	0- 0	0- 0				
4- 9	0- 0	0- 0	NON-CONFERENCE	0- 1	4- 8	3- 4				
4- 2	0- 0	0- 0	HOME	0- 0	4- 2	3- 1				
0- 7	0- 0	0- 0	AWAY	0- 1	0- 6	0- 3				
0- 0	0- 0	0- 0	NEUTRAL	0- 0	0- 0	0- 0				
3- 2	0- 0	0- 0	CONFERENCE	0- 0	3- 2	3- 2				
1- 1	0- 0	0- 0	HOME	0- 0	1- 1	1- 1				
2- 1	0- 0	0- 0	AWAY	0- 0	2- 1	2- 1				
0- 0	0- 0	0- 0	NEUTRAL	0- 0	0- 0	0- 0				

RPI 1-25				RPI 26-50				RPI 51-100				RPI 101+ Team's RPI : 301					
RPI	S	Opponent	Score	RPI	S	Opponent	Score	RPI	S	Opponent	Score	RPI	S	Opponent	Score		
								52	A	Oregon St.	41	98	120	A	BYU	54	75
												140	A	Weber St.	57	75	
												143	H	Idaho St.	58	70	
												171	H	Cal Poly	89	70	
												195	A	Denver	53	72	
												202	A	Eastern Wash.	41	61	
												204	A	Pepperdine	44	71	
												245	H	New Mexico St.	72	82	
												247	A	UMKC	66	59	
												263	A	CSU Bakersfield	58	63	
												300	H	Cal St. Fullerton	36	73	
												303	H	Southern Utah	69	61	
												306	H	Utah St.	61	43	
												315	H	Air Force	59	56	
												317	H	UTRGV	69	60	
												321	A	Portland	64	71	
												339	A	Chicago St.	68	30	
LAST 12 Division I GAMES:																	
245	H	New Mexico St.	72	82	300	H	Cal St. Fullerton	36	73								
317	H	UTRGV	69	60	171	H	Cal Poly	89	70								
339	A	Chicago St.	68	30	143	H	Idaho St.	58	70								
247	A	UMKC	66	59	306	H	Utah St.	61	43								
263	A	CSU Bakersfield	58	63	315	H	Air Force	59	56								
195	A	Denver	53	72	204	A	Pepperdine	44	71								

Non-Div I Games: Dixie St. 72 63 Antelope Valley 78 54

Utah Valley

Average RPI Win:	321	WON-LOST	WINNING	LAST 10	STRENGTH OF	OPP. STRENGTH	TEAM	ADJ.	CONF.	ADJ CONF.
Average RPI Loss:	163	RECORD	PCT. RANK	GAMES	SCHEDULE	OF SCHEDULE	RPI	RPI	RPI	RPI
DIV. I ONLY	4- 14	300	3- 7	255	268	302	302	13	13	
DIV. I NON-CONF.	3- 9	280	3- 3	291	315	324	324	11	11	
<hr/>										
TOTALS	RPI 1-25	RPI 26-50	W-L RECORDS	RPI 51-100	RPI 101-999	RPI 201+				
4- 14	0- 0	0- 1	OVERALL	0- 4	4- 9	4- 4				
2- 5	0- 0	0- 0	HOME	0- 3	2- 2	2- 0				
1- 7	0- 0	0- 0	AWAY	0- 0	1- 0	1- 0				
1- 2	0- 0	0- 0	NEUTRAL	0- 1	1- 1	1- 0				
3- 9	0- 0	0- 1	NON-CONFERENCE	0- 1	3- 7	3- 3				
2- 2	0- 0	0- 0	HOME	0- 0	2- 2	2- 0				
0- 5	0- 0	0- 1	AWAY	0- 0	0- 4	0- 3				
1- 2	0- 0	0- 0	NEUTRAL	0- 1	1- 1	1- 0				
1- 5	0- 0	0- 0	CONFERENCE	0- 3	1- 2	1- 1				
0- 3	0- 0	0- 0	HOME	0- 3	0- 0	0- 0				
1- 2	0- 0	0- 0	AWAY	0- 0	1- 2	1- 1				
0- 0	0- 0	0- 0	NEUTRAL	0- 0	0- 0	0- 0				

RPI 1-25				RPI 26-50				RPI 51-100				RPI 101+				Team's RPI: 302	
RPI	S	Opponent	Score	RPI	S	Opponent	Score	RPI	S	Opponent	Score	RPI	S	Opponent	Score		
				43	A	Minnesota	63 108	59	H	Duquesne	51 70	105	N	Penn	52 82		
								74	H	Fordham	54 64	150	H	Georgetown	59 71		
								79	N	Mercer	54 70	166	A	Saint Joseph's	41 79		
								100	H	George Washington	39 61	196	H	Norfolk St.	52 66		
												200	A	Radford	62 79		
												228	A	UNCG	61 74		
												274	A	UNCW	67 83		
												296	A	Massachusetts	75 79		
												305	H	Coppin St.	62 47		
												309	A	Georgia St.	56 61		
												320	A	Rhode Island	61 49		
												323	H	Old Dominion	68 39		
												336	N	Long Beach St.	69 59		
LAST 12 Division I GAMES:																	
				296	A	Massachusetts	75 79	336	N	Long Beach St.	69 59						
				74	H	Fordham	54 64	105	N	Penn	52 82						
				320	A	Rhode Island	61 49	150	H	Georgetown	59 71						
				59	H	Duquesne	51 70	305	H	Coppin St.	62 47						
				100	H	George Washington	39 61	200	A	Radford	62 79						
				166	A	Saint Joseph's	41 79	323	H	Old Dominion	68 39						

Non-Div I Games:

VCU

Average RPI Win: 309

Average RPI Loss: 137

WON-LOST
RECORDWINNING
PCT. RANKLAST 10
GAMESSTRENGTH OF
SCHEDULEOPP. STRENGTH
OF SCHEDULETEAM
RPIADJ.
RPICONF.
RPIADJ CONF.
RPI

DIV. I ONLY	7- 9	215	4- 5	336	216	264	264	24	24
DIV. I NON-CONF.	5- 4	146	3- 1	342	241	244	244	22	22
<hr/>									
TOTALS	RPI 1-25	RPI 26-50	W-L RECORDS	RPI 51-100	RPI 101-999	RPI 201+			
7- 9	0- 0	0- 1	OVERALL	0- 0	7- 8	7- 1			
5- 1	0- 0	0- 0	HOME	0- 0	5- 1	5- 1			
2- 8	0- 0	0- 0	AWAY	0- 0	2- 0	2- 0			
0- 0	0- 0	0- 0	NEUTRAL	0- 0	0- 0	0- 0			
5- 4	0- 0	0- 1	NON-CONFERENCE	0- 0	5- 3	5- 0			
3- 0	0- 0	0- 0	HOME	0- 0	3- 0	3- 0			
2- 4	0- 0	0- 1	AWAY	0- 0	2- 3	2- 0			
0- 0	0- 0	0- 0	NEUTRAL	0- 0	0- 0	0- 0			
2- 5	0- 0	0- 0	CONFERENCE	0- 0	2- 5	2- 1			
2- 1	0- 0	0- 0	HOME	0- 0	2- 1	2- 1			
0- 4	0- 0	0- 0	AWAY	0- 0	0- 4	0- 0			
0- 0	0- 0	0- 0	NEUTRAL	0- 0	0- 0	0- 0			

RPI 1-25				RPI 26-50				RPI 51-100				RPI 101+ Team's RPI: 264			
RPI	S	Opponent	Score	RPI	S	Opponent	Score	RPI	S	Opponent	Score	RPI	S	Opponent	Score
				46	A	Purdue	49 95					114	A	Miami (OH)	68 77
												115	A	Drake	50 86
												117	A	Missouri St.	60 83
												125	A	Bowling Green	77 90
												148	A	Liberty	40 61
												167	A	Southern Ill.	63 74
												188	A	UNI	56 77
												217	H	Bradley	69 88
												255	H	Illinois St.	56 50
												279	H	Grand Canyon	80 75
												291	H	Loyola Chicago	76 60
												308	H	Fort Wayne	68 50
												339	H	Chicago St.	71 60
												342	A	Eastern Ill.	76 67
												348	A	Longwood	81 68
<hr/>															
LAST 12 Division I GAMES:															
				167	A	Southern Ill.	63 74	115	A	Drake	50 86				
				117	A	Missouri St.	60 83	308	H	Fort Wayne	68 50				
				291	H	Loyola Chicago	76 60	342	A	Eastern Ill.	76 67				
				217	H	Bradley	69 88	339	H	Chicago St.	71 60				
				255	H	Illinois St.	56 50	46	A	Purdue	49 95				
				188	A	UNI	56 77	348	A	Longwood	81 68				

Non-Div I Games: Ind.-Northwest 99 59 Ind.-Kokomo 81 47

Valparaiso

■ Loss,
 ■ Non-Conf, S Site,
 ■ Home
 ■ Away
 N Neutral

Average RPI	Win:	143	WON-LOST	WINNING	LAST 10	STRENGTH OF	OPP. STRENGTH	TEAM	ADJ.	CONF.	ADJ CONF.
Average RPI	Loss:	60	RECORD	PCT. RANK	GAMES	SCHEDULE	OF SCHEDULE	RPI	RPI	RPI	RPI
DIV. I ONLY		5- 16	297	2- 8	9	16	132	132	2	2	
DIV. I NON-CONF.		4- 10	267	1- 4	35	16	154	154	2	2	

TOTALS	RPI 1-25		RPI 26-50		W-L RECORDS		RPI 51-100		RPI 101-999		RPI 201+
5- 16	0- 7		0- 3		OVERALL		1- 2		4- 4		1- 0
3- 8	0- 4		0- 1		HOME		0- 1		3- 2		1- 0
2- 6	0- 2		0- 2		AWAY		1- 1		1- 1		0- 0
0- 2	0- 1		0- 0		NEUTRAL		0- 0		0- 1		0- 0
4- 10	0- 3		0- 2		NON-CONFERENCE		1- 1		3- 4		1- 0
2- 5	0- 1		0- 1		HOME		0- 1		2- 2		1- 0
2- 3	0- 1		0- 1		AWAY		1- 0		1- 1		0- 0
0- 2	0- 1		0- 0		NEUTRAL		0- 0		0- 1		0- 0
1- 6	0- 4		0- 1		CONFERENCE		0- 1		1- 0		0- 0
1- 3	0- 3		0- 0		HOME		0- 0		1- 0		0- 0
0- 3	0- 1		0- 1		AWAY		0- 1		0- 0		0- 0
0- 0	0- 0		0- 0		NEUTRAL		0- 0		0- 0		0- 0

RPI	S	Opponent	Score	RPI	S	Opponent	Score	RPI	S	Opponent	Score	RPI	S	Opponent	Score	Team's RPI: 132
7	A	Louisville	57 79	33	H	Ball St.	79 88	73	A	Alabama	75 77	107	A	Tulane	59 71	
9	A	Tennessee	73 86	38	A	Central Mich.	75 92	77	H	Belmont	74 111	113	H	Kentucky	70 55	
11	H	Missouri	70 81	40	A	LSU	65 85	100	A	George Washington	69 59	116	A	Saint Louis	74 69	
18	H	NC State	72 83									123	H	Middle Tenn.	54 65	
20	H	Georgia	52 81									132	H	Iowa St.	77 74	
21	H	South Carolina	82 95									162	H	Memphis	60 71	
25	N	Syracuse	78 84									190	N	Wisconsin	71 73	
												254	H	Lipscomb	92 82	

LAST 12 Division I GAMES:																
73	A	Alabama	75 77	40	A	LSU	65 85									
21	H	South Carolina	82 95	254	H	Lipscomb	92 82									
113	H	Kentucky	70 55	77	H	Belmont	74 111									
11	H	Missouri	70 81	18	H	NC State	72 83									
9	A	Tennessee	73 86	162	H	Memphis	60 71									
20	H	Georgia	52 81	7	A	Louisville	57 79									

Non-Div I Games:

Vanderbilt

Average RPI Win:	273	WON-LOST	WINNING	LAST 10	STRENGTH OF	OPP. STRENGTH	TEAM	ADJ.	CONF.	ADJ CONF.
Average RPI Loss:	157	RECORD	PCT. RANK	GAMES	SCHEDULE	OF SCHEDULE	RPI	RPI	RPI	RPI
DIV. I ONLY	5- 14	291	4- 6	248	186	294	294	20	20	
DIV. I NON-CONF.	2- 10	300	1- 4	268	136	335	335	24	24	

TOTALS	RPI 1-25	RPI 26-50	W-L RECORDS	RPI 51-100	RPI 101-999	RPI 201+				
5- 14	0- 0	0- 0	OVERALL	0- 5	5- 9	4- 5				
4- 6	0- 0	0- 0	HOME	0- 2	4- 4	3- 1				
1- 8	0- 0	0- 0	AWAY	0- 0	1- 0	1- 0				
0- 0	0- 0	0- 0	NEUTRAL	0- 0	0- 0	0- 0				
2- 10	0- 0	0- 0	NON-CONFERENCE	0- 3	2- 7	2- 4				
2- 5	0- 0	0- 0	HOME	0- 2	2- 3	2- 1				
0- 5	0- 0	0- 0	AWAY	0- 1	0- 4	0- 3				
0- 0	0- 0	0- 0	NEUTRAL	0- 0	0- 0	0- 0				
3- 4	0- 0	0- 0	CONFERENCE	0- 2	3- 2	2- 1				
2- 1	0- 0	0- 0	HOME	0- 0	2- 1	1- 0				
1- 3	0- 0	0- 0	AWAY	0- 2	1- 1	1- 1				
0- 0	0- 0	0- 0	NEUTRAL	0- 0	0- 0	0- 0				

RPI 1-25				RPI 26-50				RPI 51-100				RPI 101+				Team's RPI: 294
RPI	S	Opponent	Score	RPI	S	Opponent	Score	RPI	S	Opponent	Score	RPI	S	Opponent	Score	
								62	A	Mi ami (FL)	49 73	104	A	Dartmouth	56 66	
								64	H	Ameri can	62 64	138	H	Hartford	53 47	
								70	A	Al bany (NY)	55 67	163	H	New Hampshi re	49 52	
								75	A	Main e	55 64	183	H	Boston U.	41 57	
								86	H	James Madi son	56 68	189	H	Northeastern	66 71	
												203	H	Col umbi a	66 73	
												221	A	Holy Cross	53 64	
												231	A	Stony Brook	57 80	
												238	H	Howard	88 65	
												267	A	Ri der	49 64	
												278	A	FIU	70 80	
												314	H	Central Conn. St.	62 48	
												327	A	UMBC	72 58	
												349	H	UMass Lowell	63 55	
LAST 12 Division I GAMES:																
				70	A	Al bany (NY)	55 67	349	H	UMass Lowell	63 55					
				138	H	Hartford	53 47	278	A	FIU	70 80					
				163	H	New Hampshi re	49 52	314	H	Central Conn. St.	62 48					
				75	A	Main e	55 64	189	H	Northeastern	66 71					
				231	A	Stony Brook	57 80	221	A	Holy Cross	53 64					
				327	A	UMBC	72 58	183	H	Boston U.	41 57					

Non-Div I Games: Norwich 75 31

Vermont

Average RPI Win:	131	WON-LOST	WINNING	LAST 10	STRENGTH OF	OPP. STRENGTH	TEAM	ADJ.	CONF.	ADJ CONF.
Average RPI Loss:	58	RECORD	PCT. RANK	GAMES	SCHEDULE	OF SCHEDULE	RPI	RPI	RPI	RPI
DIV. I ONLY	15- 5	44	5- 5	32	50	27	27	6	6	
DIV. I NON-CONF.	10- 1	16	2- 1	23	126	9	9	5	5	
<hr/>										
TOTALS	RPI 1-25	RPI 26-50	W-L RECORDS	RPI 51-100	RPI 101-999	RPI 201+				
15- 5	1- 1	2- 2	OVERALL	3- 1	9- 1	2- 0				
4- 3	1- 1	1- 0	HOME	0- 1	2- 1	0- 0				
8- 2	0- 0	1- 2	AWAY	1- 0	6- 0	2- 0				
3- 0	0- 0	0- 0	NEUTRAL	2- 0	1- 0	0- 0				
10- 1	1- 0	1- 0	NON-CONFERENCE	2- 0	6- 1	2- 0				
2- 1	1- 0	0- 0	HOME	0- 0	1- 1	0- 0				
5- 0	0- 0	1- 0	AWAY	0- 0	4- 0	2- 0				
3- 0	0- 0	0- 0	NEUTRAL	2- 0	1- 0	0- 0				
5- 4	0- 1	1- 2	CONFERENCE	1- 1	3- 0	0- 0				
2- 2	0- 1	1- 0	HOME	0- 1	1- 0	0- 0				
3- 2	0- 0	0- 2	AWAY	1- 0	2- 0	0- 0				
0- 0	0- 0	0- 0	NEUTRAL	0- 0	0- 0	0- 0				

RPI 1-25				RPI 26-50				Team's RPI: 27				RPI 51-100				RPI 101+			
RPI	S	Opponent	Score	RPI	S	Opponent	Score	RPI	S	Opponent	Score	RPI	S	Opponent	Score	RPI	S	Opponent	Score
16	H	Duke	64 55	29	H	DePaul	84 58	64	N	American	65 60	105	H	Penn	77 79				
19	H	Marquette	57 67	37	A	St. John's (NY)	64 70	81	H	Butler	53 76	138	A	Hartford	71 53				
				44	A	Princeton	62 59	86	N	James Madison	60 57	150	A	Georgetown	60 58				
				48	A	Creighton	54 69	99	A	Seton Hall	67 59	158	H	Xavier	75 57				
												166	H	Saint Joseph's	79 44				
												173	A	Temple	69 65				
												178	N	Lehigh	62 42				
												181	A	Providence	63 55				
												206	A	La Salle	76 49				
												277	A	Fairfield	73 44				
LAST 12 Division I GAMES:																			
				19	H	Marquette	57 67					158	H	Xavier	75 57				
				29	H	DePaul	84 58					81	H	Butler	53 76				
				105	H	Penn	77 79					181	A	Providence	63 55				
				37	A	St. John's (NY)	64 70					48	A	Creighton	54 69				
				99	A	Seton Hall	67 59					206	A	La Salle	76 49				
				150	A	Georgetown	60 58					173	A	Temple	69 65				

Non-Div I Games:

Villanova

Average RPI Win:	135	WON-LOST	WINNING	LAST 10	STRENGTH OF	OPP. STRENGTH	TEAM	ADJ.	CONF.	ADJ CONF.
Average RPI Loss:	28	RECORD	PCT. RANK	GAMES	SCHEDULE	OF SCHEDULE	RPI	RPI	RPI	RPI
DIV. I ONLY	13- 7	88	9- 1	18	12	36	36	1	1	
DIV. I NON-CONF.	7- 6	165	4- 1	18	15	74	74	1	1	

TOTALS	RPI 1-25	RPI 26-50	W-L RECORDS	RPI 51-100	RPI 101-999	RPI 201+				
13- 7	2- 5	0- 0	OVERALL	4- 2	7- 0	3- 0				
9- 3	1- 2	0- 0	HOME	2- 1	6- 0	3- 0				
2- 4	1- 3	0- 0	AWAY	0- 1	1- 0	0- 0				
2- 0	0- 0	0- 0	NEUTRAL	2- 0	0- 0	0- 0				
7- 6	0- 4	0- 0	NON-CONFERENCE	3- 2	4- 0	3- 0				
5- 3	0- 2	0- 0	HOME	1- 1	4- 0	3- 0				
0- 3	0- 2	0- 0	AWAY	0- 1	0- 0	0- 0				
2- 0	0- 0	0- 0	NEUTRAL	2- 0	0- 0	0- 0				
6- 1	2- 1	0- 0	CONFERENCE	1- 0	3- 0	0- 0				
4- 0	1- 0	0- 0	HOME	1- 0	2- 0	0- 0				
2- 1	1- 1	0- 0	AWAY	0- 0	1- 0	0- 0				
0- 0	0- 0	0- 0	NEUTRAL	0- 0	0- 0	0- 0				

RPI	S	Opponent	Score	RPI	S	Opponent	Score	RPI	S	Opponent	Score	RPI	S	Opponent	Score
3	A	Mississippi St.	53 68					59	H	Duquesne	63 74	109	H	Clemson	70 41
14	A	Rutgers	43 52					63	A	Dayton	46 61	155	H	Pittsburgh	62 50
16	A	Duke	48 55					71	H	Virginia Tech	61 52	184	A	Boston College	68 57
18	A	NC State	73 63					72	N	Indiana	82 72	185	H	Hampton	66 62
20	H	Georgia	61 64					78	N	Ohio	77 59	228	H	UNCG	68 50
24	H	Maryland	59 60					88	H	Harvard	50 48	232	H	Manhattan	69 47
25	H	Syracuse	68 63									314	H	Central Conn. St.	103 59

Team's RPI: 36															
LAST 12 Division I GAMES:															
71	H	Virginia Tech	61 52	155	H	Pittsburgh	62 50								
16	A	Duke	48 55	232	H	Manhattan	69 47								
184	A	Boston College	68 57	72	N	Indiana	82 72								
109	H	Clemson	70 41	78	N	Ohio	77 59								
18	A	NC State	73 63	14	A	Rutgers	43 52								
25	H	Syracuse	68 63	228	H	UNCG	68 50								

Non-Div I Games:

Virginia

Average RPI		Win: 181	WON-LOST RECORD	WINNING PCT. RANK	LAST 10 GAMES	STRENGTH OF SCHEDULE	OPP. STRENGTH OF SCHEDULE	TEAM RPI	ADJ. RPI	CONF. RPI	ADJ. CONF. RPI
Loss: 28											
DIV. I ONLY			13- 7	88	5- 5	49	40	71	71	1	1
DIV. I NON-CONF.			11- 2	23	5- 0	156	124	49	49	1	1
TOTALS		RPI 1-25		RPI 26-50		W-L RECORDS	RPI 51-100	RPI 101-999		RPI 201+	
13- 7	0- 4			2- 2		OVERALL	1- 1	10- 0		4- 0	
9- 2	0- 2			1- 0		HOME	0- 0	8- 0		3- 0	
3- 3	0- 2			0- 1		AWAY	1- 0	2- 0		1- 0	
1- 2	0- 0			1- 1		NEUTRAL	0- 1	0- 0		0- 0	
11- 2	0- 0			2- 1		NON-CONFERENCE	1- 1	8- 0		4- 0	
7- 0	0- 0			1- 0		HOME	0- 0	6- 0		3- 0	
3- 0	0- 0			0- 0		AWAY	1- 0	2- 0		1- 0	
1- 2	0- 0			1- 1		NEUTRAL	0- 1	0- 0		0- 0	
2- 5	0- 4			0- 1		CONFERENCE	0- 0	2- 0		0- 0	
2- 2	0- 2			0- 0		HOME	0- 0	2- 0		0- 0	
0- 3	0- 2			0- 1		AWAY	0- 0	0- 0		0- 0	
0- 0	0- 0			0- 0		NEUTRAL	0- 0	0- 0		0- 0	

RPI 1-25					
RPI	S	Opponent	Score		
4	A	Florida St.	62	107	
7	A	Louisville	56	67	
16	H	Duke	75	86	
18	H	NC State	51	68	

RPI 26-50					
RPI	S	Opponent	Score		
35	N	West Virginia	61	79	
36	A	Virginia	52	61	
47	N	Drexel	79	67	
50	H	UCF	86	69	

RPI 51-100					
RPI	S	Opponent	Score		
81	N	Butler	77	79	
97	A	Chattanooga	64	44	

Team's RPI : 71					
RPI	S	Opponent	Score		
108	H	Auburn	72	63	
119	H	High Point	86	63	
155	H	Pittsburgh	89	66	
165	A	Illinois	96	49	
184	H	Boston College	89	58	
200	H	Radford	68	42	
287	A	Monmouth	84	34	
307	H	USC Upstate	87	56	
312	H	UMES	90	52	
319	H	Wagner	99	32	

LAST 12 Division I GAMES:					
36	A	Virginia	52	61	
16	H	Duke	75	86	
4	A	Florida St.	62	107	
155	H	Pittsburgh	89	66	
7	A	Louisville	56	67	
184	H	Boston College	89	58	
18	H	NC State	51	68	
119	H	High Point	86	63	
287	A	Monmouth	84	34	
97	A	Chattanooga	64	44	
312	H	UMES	90	52	
200	H	Radford	68	42	

Non-Div I Games:

Virginia Tech

Average RPI Win:	315	WON-LOST	WINNING	LAST 10	STRENGTH OF	OPP. STRENGTH	TEAM	ADJ.	CONF.	ADJ CONF.
Average RPI Loss:	188	RECORD	PCT. RANK	GAMES	SCHEDULE	OF SCHEDULE	RPI	RPI	RPI	RPI
DIV. I ONLY	2- 16	331	1- 9	192	326	319	319	28	28	
DIV. I NON-CONF.	1- 9	318	1- 3	105	279	293	293	28	28	

TOTALS	RPI 1-25	RPI 26-50	W-L RECORDS	RPI 51-100	RPI 101-999	RPI 201+				
2- 16	0- 0	0- 1	OVERALL	0- 3	2- 12	2- 8				
1- 6	0- 0	0- 1	HOME	0- 0	1- 5	1- 2				
1- 10	0- 0	0- 0	AWAY	0- 3	1- 7	1- 6				
0- 0	0- 0	0- 0	NEUTRAL	0- 0	0- 0	0- 0				
1- 9	0- 0	0- 1	NON-CONFERENCE	0- 3	1- 5	1- 3				
1- 2	0- 0	0- 1	HOME	0- 0	1- 1	1- 0				
0- 7	0- 0	0- 0	AWAY	0- 3	0- 4	0- 3				
0- 0	0- 0	0- 0	NEUTRAL	0- 0	0- 0	0- 0				
1- 7	0- 0	0- 0	CONFERENCE	0- 0	1- 7	1- 5				
0- 4	0- 0	0- 0	HOME	0- 0	0- 4	0- 2				
1- 3	0- 0	0- 0	AWAY	0- 0	1- 3	1- 3				
0- 0	0- 0	0- 0	NEUTRAL	0- 0	0- 0	0- 0				

RPI 1-25				RPI 26-50				RPI 51-100				RPI 101+ Team's RPI: 319			
RPI	S	Opponent	Score	RPI	S	Opponent	Score	RPI	S	Opponent	Score	RPI	S	Opponent	Score
				44	H	Princeton	37 58	70	A	Albany (NY)	44 89	145	H	Robert Morris	52 58
								71	A	Virginia Tech	32 99	149	H	Saint Francis (PA)	76 79
								86	A	James Madison	45 68	163	H	New Hampshire	53 65
												173	A	Temple	36 70
												220	A	Lafayette	52 70
												231	A	Stony Brook	50 69
												251	A	LIU Brooklyn	69 74
												257	H	Sacred Heart	55 72
												270	A	Towson	42 64
												276	A	St. Francis Brooklyn	76 80
												281	A	Bryant	75 66
												289	H	Fairleigh Dickinson	64 74
												314	A	Central Conn. St.	56 59
												348	H	Longwood	60 43

LAST 12 Division I GAMES:															
149	H	Saint Francis (PA)	76 79	314	A	Central Conn. St.	56 59	281	A	Bryant	75 66	220	A	Lafayette	52 70
145	H	Robert Morris	52 58	276	A	St. Francis Brooklyn	76 80	44	H	Princeton	37 58	270	A	Towson	42 64
251	A	LIU Brooklyn	69 74	257	H	Sacred Heart	55 72	348	H	Longwood	60 43				
289	H	Fairleigh Dickinson	64 74												

Non-Div I Games: Staten Island 63 58

Wagner

Average RPI Win:	198	WON-LOST	WINNING	LAST 10	STRENGTH OF	OPP. STRENGTH	TEAM	ADJ.	CONF.	ADJ CONF.
Average RPI Loss:	61	RECORD	PCT. RANK	GAMES	SCHEDULE	OF SCHEDULE	RPI	RPI	RPI	RPI
DIV. I ONLY	10- 10	170	5- 5	50	36	102	102	1	1	
DIV. I NON-CONF.	8- 5	111	5- 0	201	110	127	127	1	1	

TOTALS	RPI 1-25	RPI 26-50	W-L RECORDS	RPI 51-100	RPI 101-999	RPI 201+				
10- 10	0- 4	0- 1	OVERALL	2- 4	8- 1	5- 1				
5- 5	0- 3	0- 0	HOME	1- 2	4- 0	3- 0				
5- 3	0- 1	0- 0	AWAY	1- 2	4- 0	2- 0				
0- 2	0- 0	0- 1	NEUTRAL	0- 0	0- 1	0- 1				
8- 5	0- 1	0- 1	NON-CONFERENCE	1- 2	7- 1	5- 1				
5- 1	0- 0	0- 0	HOME	1- 1	4- 0	3- 0				
3- 2	0- 1	0- 0	AWAY	0- 1	3- 0	2- 0				
0- 2	0- 0	0- 1	NEUTRAL	0- 0	0- 1	0- 1				
2- 5	0- 3	0- 0	CONFERENCE	1- 2	1- 0	0- 0				
0- 4	0- 3	0- 0	HOME	0- 1	0- 0	0- 0				
2- 1	0- 0	0- 0	AWAY	1- 1	1- 0	0- 0				
0- 0	0- 0	0- 0	NEUTRAL	0- 0	0- 0	0- 0				

RPI 1-25				RPI 26-50				RPI 51-100				RPI 101+				Team's RPI: 102
RPI	S	Opponent	Score	RPI	S	Opponent	Score	RPI	S	Opponent	Score	RPI	S	Opponent	Score	
2	H	Notre Dame	73 96	43	N	Minnesota	81 93	53	A	Georgia Tech	67 79	155	A	Pittsburgh	58 49	
4	H	Florida St.	79 81					62	A	Miami (FL)	61 50	158	A	Xavier	62 57	
14	A	Rutgers	51 65					80	A	Penn St.	58 68	193	H	Charlotte	71 69	
16	H	Duke	67 80					82	H	Elon	53 51	215	N	Hofstra	66 69	
								85	H	North Carolina	76 79	225	A	Richmond	85 81	
								99	H	Seton Hall	57 67	252	A	Col. of Charleston	77 40	
												256	H	Texas Southern	73 56	
												280	H	Appalachian St.	78 49	
												312	H	UMES	92 50	

LAST 12 Division I GAMES:																
53	A	Georgia Tech	67 79	2	H	Notre Dame	73 96	252	A	Col. of Charleston	77 40					
4	H	Florida St.	79 81	193	H	Charlotte	71 69	312	H	UMES	92 50					
85	H	North Carolina	76 79	280	H	Appalachian St.	78 49	158	A	Xavier	62 57					
16	H	Duke	67 80													
62	A	Miami (FL)	61 50													
155	A	Pittsburgh	58 49													

Non-Div I Games:

Wake Forest

Average RPI Win: 179			WON-LOST	WINNING	LAST 10	STRENGTH OF		OPP. STRENGTH	TEAM	ADJ.	CONF.	ADJ CONF.
Average RPI Loss: 66			RECORD	PCT. RANK	GAMES	SCHEDULE		OF SCHEDULE	RPI	RPI	RPI	RPI
DIV. I ONLY			7- 12	249	2- 8	34		33	134	134	4	4
DIV. I NON-CONF.			6- 5	153	2- 2	74		89	110	110	3	3

TOTALS		RPI 1-25		RPI 26-50		W-L RECORDS		RPI 51-100	RPI 101-999		RPI 201+	
7- 12		0- 4		1- 1		OVERALL		1- 4	5- 3		4- 0	
5- 3		0- 0		0- 0		HOME		1- 1	4- 2		3- 0	
1- 7		0- 3		0- 1		AWAY		0- 2	1- 1		1- 0	
1- 2		0- 1		1- 0		NEUTRAL		0- 1	0- 0		0- 0	
6- 5		0- 2		1- 0		NON-CONFERENCE		0- 1	5- 2		4- 0	
4- 1		0- 0		0- 0		HOME		0- 0	4- 1		3- 0	
1- 2		0- 1		0- 0		AWAY		0- 0	1- 1		1- 0	
1- 2		0- 1		1- 0		NEUTRAL		0- 1	0- 0		0- 0	
1- 7		0- 2		0- 1		CONFERENCE		1- 3	0- 1		0- 0	
1- 2		0- 0		0- 0		HOME		1- 1	0- 1		0- 0	
0- 5		0- 2		0- 1		AWAY		0- 2	0- 0		0- 0	
0- 0		0- 0		0- 0		NEUTRAL		0- 0	0- 0		0- 0	

RPI	S	Opponent	Score	RPI	S	Opponent	Score	RPI	S	Opponent	Score	RPI	S	Opponent	Score	Team's RPI: 134
5	A	Oregon	83 94	26	A	Stanford	45 71	52	A	Oregon St.	63 75	120	H	BYU	80 72	
6	A	Ohio St.	76 85	48	N	Creighton	67 64	66	H	Utah	65 74	135	H	Colorado	61 66	
10	N	Texas	68 92					69	A	Washington St.	75 78	143	H	Idaho St.	59 79	
17	A	Cal i forni a	60 69					69	H	Washington St.	56 49	180	A	Boi se St.	62 85	
								85	N	North Carol i na	78 90	208	H	Seattle U	84 76	
												211	A	Idaho	81 69	
												279	H	Grand Canyon	79 65	
												321	H	Portl and	93 67	

LAST 12 Di vi si on I GAMES:																
69	H	Washington St.	56 49	5	A	Oregon	83 94	52	A	Oregon St.	63 75	208	H	Seattle U	84 76	
69	A	Washington St.	75 78	26	A	Stanford	45 71	85	N	North Carol i na	78 90	279	H	Grand Canyon	79 65	
17	A	Cal i forni a	60 69	66	H	Utah	65 74	180	A	Boi se St.	62 85					

Non-Di v I Games:

Washington

Average RPI Win:	120	WON-LOST	WINNING	LAST 10	STRENGTH OF	OPP. STRENGTH	TEAM	ADJ.	CONF.	ADJ CONF.
Average RPI Loss:	56	RECORD	PCT. RANK	GAMES	SCHEDULE	OF SCHEDULE	RPI	RPI	RPI	RPI
DIV. I ONLY	9- 11	202	4- 6	12	34	69	69	4	4	
DIV. I NON-CONF.	7- 5	132	3- 1	7	59	33	33	3	3	

TOTALS	RPI 1-25	RPI 26-50	W-L RECORDS	RPI 51-100	RPI 101-999	RPI 201+				
9- 11	1- 2	0- 2	OVERALL	1- 5	7- 2	0- 0				
4- 3	0- 0	0- 0	HOME	0- 2	4- 1	0- 0				
3- 7	0- 2	0- 1	AWAY	1- 3	2- 1	0- 0				
2- 1	1- 0	0- 1	NEUTRAL	0- 0	1- 0	0- 0				
7- 5	1- 0	0- 1	NON-CONFERENCE	1- 3	5- 1	0- 0				
2- 2	0- 0	0- 0	HOME	0- 1	2- 1	0- 0				
3- 2	0- 0	0- 0	AWAY	1- 2	2- 0	0- 0				
2- 1	1- 0	0- 1	NEUTRAL	0- 0	1- 0	0- 0				
2- 6	0- 2	0- 1	CONFERENCE	0- 2	2- 1	0- 0				
2- 1	0- 0	0- 0	HOME	0- 1	2- 0	0- 0				
0- 5	0- 2	0- 1	AWAY	0- 1	0- 1	0- 0				
0- 0	0- 0	0- 0	NEUTRAL	0- 0	0- 0	0- 0				

RPI 1-25				RPI 26-50				RPI 51-100 Team's RPI: 69				RPI 101+			
RPI	S	Opponent	Score	RPI	S	Opponent	Score	RPI	S	Opponent	Score	RPI	S	Opponent	Score
5	A	Oregon	56 89	26	A	Stanford	57 70	52	A	Oregon St.	53 71	113	H	Kentucky	68 73
14	N	Rutgers	63 60	28	N	South Fla.	45 82	54	A	UC Davis	76 91	116	H	Saint Louis	85 63
17	A	Cal i forni a	60 66					56	A	Nebraska	73 61	128	N	ETSU	80 76
								58	H	Gonzaga	56 64	134	A	Washi ngton	49 56
								65	A	Sai nt Mary' s (CA)	75 81	134	H	Washi ngton	78 75
								66	H	Utah	79 81	135	H	Col orado	89 75

LAST 12 Division I GAMES:															
134	A	Washington	49 56	52	A	Oregon St.	53 71								
134	H	Washington	78 75	5	A	Oregon	56 89								
17	A	Cal i forni a	60 66	56	A	Nebraska	73 61								
26	A	Stanford	57 70	180	A	Boi se St.	61 53								
66	H	Utah	79 81	58	H	Gonzaga	56 64								
135	H	Col orado	89 75	116	H	Sai nt Loui s	85 63								

Non-Div I Games:

Washington St.

Average RPI Win:	233	WON-LOST	WINNING	LAST 10	STRENGTH OF	OPP. STRENGTH	TEAM	ADJ.	CONF.	ADJ CONF.
Average RPI Loss:	139	RECORD	PCT. RANK	GAMES	SCHEDULE	OF SCHEDULE	RPI	RPI	RPI	RPI
DIV. I ONLY	11- 5	75	7- 3	307	138	140	140	19	19	
DIV. I NON-CONF.	6- 3	87	3- 2	308	152	167	167	15	15	

TOTALS	RPI 1-25	RPI 26-50	W-L RECORDS	RPI 51-100	RPI 101-999	RPI 201+				
11- 5	0- 1	1- 0	OVERALL	0- 1	10- 3	8- 1				
6- 1	0- 0	1- 0	HOME	0- 1	5- 0	4- 0				
5- 4	0- 1	0- 0	AWAY	0- 0	5- 3	4- 1				
0- 0	0- 0	0- 0	NEUTRAL	0- 0	0- 0	0- 0				
6- 3	0- 1	0- 0	NON-CONFERENCE	0- 1	6- 1	6- 0				
4- 1	0- 0	0- 0	HOME	0- 1	4- 0	4- 0				
2- 2	0- 1	0- 0	AWAY	0- 0	2- 1	2- 0				
0- 0	0- 0	0- 0	NEUTRAL	0- 0	0- 0	0- 0				
5- 2	0- 0	1- 0	CONFERENCE	0- 0	4- 2	2- 1				
2- 0	0- 0	1- 0	HOME	0- 0	1- 0	0- 0				
3- 2	0- 0	0- 0	AWAY	0- 0	3- 2	2- 1				
0- 0	0- 0	0- 0	NEUTRAL	0- 0	0- 0	0- 0				

RPI 1-25				RPI 26-50				RPI 51-100				RPI 101+ Team's RPI: 140			
RPI	S	Opponent	Score	RPI	S	Opponent	Score	RPI	S	Opponent	Score	RPI	S	Opponent	Score
5	A	Oregon	87 114	39	H	Northern Colo.	82 73	66	H	Utah	58 85	141	H	North Dakota	80 69
												143	A	Idaho St.	76 70
												144	A	Portland St.	64 77
												154	A	Fresno St.	78 81
												204	H	Pepperdine	71 61
												223	A	CSUN	64 61
												271	A	Sacramento St.	78 56
												297	H	Incarnate Word	79 55
												301	H	Utah Valley	75 57
												303	A	Southern Utah	77 64
												315	H	Air Force	62 52
												321	A	Portland	91 70
												325	A	Northern Ariz.	75 76

LAST 12 Division I GAMES:															
144	A	Portland St.	64 77	143	A	Idaho St.	76 70								
271	A	Sacramento St.	78 56	154	A	Fresno St.	78 81								
141	H	North Dakota	80 69	321	A	Portland	91 70								
39	H	Northern Colo.	82 73	315	H	Air Force	62 52								
303	A	Southern Utah	77 64	204	H	Pepperdine	71 61								
325	A	Northern Ariz.	75 76	5	A	Oregon	87 114								

Non-Div I Games: Westminster (UT) 64 58 Antelope Valley 80 70

Weber St.

Average RPI Win:	170	WON-LOST	WINNING	LAST 10	STRENGTH OF	OPP. STRENGTH	TEAM	ADJ.	CONF.	ADJ CONF.
Average RPI Loss:	52	RECORD	PCT. RANK	GAMES	SCHEDULE	OF SCHEDULE	RPI	RPI	RPI	RPI
DIV. I ONLY	17- 4	29	6- 4	74	82	35	35	5	5	
DIV. I NON-CONF.	12- 0	1	3- 0	169	171	21	21	6	6	

TOTALS	RPI 1-25	RPI 26-50	W-L RECORDS	RPI 51-100	RPI 101-999	RPI 201+				
17- 4	1- 1	1- 0	OVERALL	3- 3	12- 0	7- 0				
9- 2	0- 0	0- 0	HOME	0- 2	9- 0	7- 0				
4- 2	1- 1	0- 0	AWAY	1- 1	2- 0	0- 0				
4- 0	0- 0	1- 0	NEUTRAL	2- 0	1- 0	0- 0				
12- 0	1- 0	1- 0	NON-CONFERENCE	2- 0	8- 0	6- 0				
7- 0	0- 0	0- 0	HOME	0- 0	7- 0	6- 0				
1- 0	1- 0	0- 0	AWAY	0- 0	0- 0	0- 0				
4- 0	0- 0	1- 0	NEUTRAL	2- 0	1- 0	0- 0				
5- 4	0- 1	0- 0	CONFERENCE	1- 3	4- 0	1- 0				
2- 2	0- 0	0- 0	HOME	0- 2	2- 0	1- 0				
3- 2	0- 1	0- 0	AWAY	1- 1	2- 0	0- 0				
0- 0	0- 0	0- 0	NEUTRAL	0- 0	0- 0	0- 0				

RPI 1-25				RPI 26-50				RPI 51-100				RPI 101+			
RPI	S	Opponent	Score	RPI	S	Opponent	Score	RPI	S	Opponent	Score	RPI	S	Opponent	Score
10	A	Texas	58 79	47	N	Drexel	75 42	60	A	Oklahoma St.	73 79	122	A	Kansas	74 54
15	A	Texas A&M	70 56					61	A	TCU	87 82	132	A	Iowa St.	69 59
								61	H	TCU	74 76	132	H	Iowa St.	57 49
								71	N	Virginia Tech	79 61	155	H	Pittsburgh	73 52
								76	H	Kansas St.	52 60	200	N	Radford	75 55
								81	N	Butler	75 68	227	H	Texas Tech	82 52
												234	H	Morehead St.	66 56
												239	H	North Florida	87 59
												271	H	Sacramento St.	101 47
												292	H	Morgan St.	84 41
												305	H	Coppin St.	101 43
												314	H	Central Conn. St.	102 52

LAST 12 Division I GAMES:															
227	H	Texas Tech	82 52	76	H	Kansas St.	52 60	10	A	Texas	58 79				
132	A	Iowa St.	69 59	61	A	TCU	87 82	234	H	Morehead St.	66 56				
60	A	Oklahoma St.	73 79	74	H	Morgan St.	84 41	292	H	Coppin St.	101 43				
61	H	TCU	74 76	74	A	Radford	75 55								
122	A	Kansas	74 54												
132	H	Iowa St.	57 49												

Non-Div I Games:

West Virginia

Average RPI Win: 224		WON-LOST RECORD	WINNING PCT. RANK	LAST 10 GAMES	STRENGTH OF SCHEDULE	OPP. STRENGTH OF SCHEDULE	TEAM RPI	ADJ. RPI	CONF. RPI	ADJ CONF. RPI
Average RPI Loss: 184										
DIV. I ONLY		2- 17	334	0- 8	130	327	311	311	17	17
DIV. I NON-CONF.		2- 11	305	0- 4	181	343	316	316	14	14
TOTALS		RPI 1-25	RPI 26-50	W-L RECORDS		RPI 51-100	RPI 101-999	RPI 201+		
2- 17	0- 2		0- 0	OVERALL		0- 2	2- 13	1- 8		
2- 5	0- 0		0- 0	HOME		0- 0	2- 5	1- 3		
0- 12	0- 2		0- 0	AWAY		0- 2	0- 8	0- 5		
0- 0	0- 0		0- 0	NEUTRAL		0- 0	0- 0	0- 0		
2- 11	0- 2		0- 0	NON-CONFERENCE		0- 0	2- 9	1- 7		
2- 3	0- 0		0- 0	HOME		0- 0	2- 3	1- 2		
0- 8	0- 2		0- 0	AWAY		0- 0	0- 6	0- 5		
0- 0	0- 0		0- 0	NEUTRAL		0- 0	0- 0	0- 0		
0- 6	0- 0		0- 0	CONFERENCE		0- 2	0- 4	0- 1		
0- 2	0- 0		0- 0	HOME		0- 0	0- 2	0- 1		
0- 4	0- 0		0- 0	AWAY		0- 2	0- 2	0- 0		
0- 0	0- 0		0- 0	NEUTRAL		0- 0	0- 0	0- 0		

RPI 1-25				RPI 26-50				RPI 51-100				RPI 101+				Team's RPI: 311	
RPI	S	Opponent	Score	RPI	S	Opponent	Score	RPI	S	Opponent	Score	RPI	S	Opponent	Score		
20	A	Georgia	50 76					79	A	Mercer	50 72	119	A	High Point	69 75		
21	A	South Carolina	43 101					97	A	Chattanooga	32 47	128	A	ETSU	50 66		
												151	H	Davidson	57 70		
												161	H	Furman	59 68		
												176	A	Samford	54 62		
												200	H	Radford	39 27		
												212	A	Gardner-Webb	67 70		
												230	A	N.C. A&T	59 68		
												246	A	UT Martin	54 62		
												247	H	UNC Asheville	62 52		
												249	A	Campbell	51 58		
												286	H	Eastern Ky.	59 62		
												288	H	Wofford	48 54		
												324	A	South Carolina St.	45 75		
												334	H	Florida A&M	63 80		
LAST 12 Division I GAMES:																	
				79	A	Mercer	50 72	212	A	Gardner-Webb	67 70						
				176	A	Samford	54 62	119	A	High Point	69 75						
				288	H	Wofford	48 54	230	A	N.C. A&T	59 68						
				161	H	Furman	59 68	324	A	South Carolina St.	45 75						
				97	A	Chattanooga	32 47	200	H	Radford	39 27						
				128	A	ETSU	50 66	249	A	Campbell	51 58						

Non-Div I Games:	Warren Wilson	114	54	Brevard	79	34
------------------	---------------	-----	----	---------	----	----

Western Caro.

■ Loss, ■ Non-Conf, S Site, H Home A Away N Neutral

Average RPI Win:	226	WON-LOST	WINNING	LAST 10	STRENGTH OF	OPP. STRENGTH	TEAM	ADJ.	CONF.	ADJ CONF.
Average RPI Loss:	106	RECORD	PCT. RANK	GAMES	SCHEDULE	OF SCHEDULE	RPI	RPI	RPI	RPI
DIV. I ONLY	13- 6	78	6- 4	240	171	110	110	14	14	
DIV. I NON-CONF.	8- 4	87	3- 2	278	160	121	121	16	16	

TOTALS	RPI 1-25	RPI 26-50	W-L RECORDS	RPI 51-100	RPI 101-999	RPI 201+				
13- 6	0- 0	1- 1	OVERALL	0- 3	12- 2	8- 1				
6- 2	0- 0	0- 0	HOME	0- 2	6- 0	4- 0				
7- 4	0- 0	1- 1	AWAY	0- 1	6- 2	4- 1				
0- 0	0- 0	0- 0	NEUTRAL	0- 0	0- 0	0- 0				
8- 4	0- 0	1- 0	NON-CONFERENCE	0- 2	7- 2	5- 1				
3- 1	0- 0	0- 0	HOME	0- 1	3- 0	3- 0				
5- 3	0- 0	1- 0	AWAY	0- 1	4- 2	2- 1				
0- 0	0- 0	0- 0	NEUTRAL	0- 0	0- 0	0- 0				
5- 2	0- 0	0- 1	CONFERENCE	0- 1	5- 0	3- 0				
3- 1	0- 0	0- 0	HOME	0- 1	3- 0	1- 0				
2- 1	0- 0	0- 1	AWAY	0- 0	2- 0	2- 0				
0- 0	0- 0	0- 0	NEUTRAL	0- 0	0- 0	0- 0				

Western Ill.

Western Ill.

RPI	S	Opponent	Score	RPI	S	Opponent	Score	RPI	S	Opponent	Score	RPI	S	Opponent	Score	Team's RPI: 110
26	A	Stanford	71 64	58	A	Gonzaga	65 80	147	A	Northern Ill.	94 96					
30	A	South Dakota St.	48 84	92	H	Milwaukee	67 77	153	A	Wichita St.	78 65					
				94	H	South Dakota	58 82	165	A	Illinois	77 67					
								177	H	Oral Roberts	56 49					
								195	H	Denver	118 93					
								205	H	Southeast Mo. St.	87 59					
								217	A	Bradley	80 87					
								235	A	Austin Peay	81 68					
								239	A	Omaha	90 51					
								247	H	UMKC	90 71					
								308	A	Fort Wayne	100 64					
								308	H	Fort Wayne	91 44					
								339	A	Chicago St.	83 45					
								339	H	Chicago St.	71 54					

LAST 12 Division I GAMES:																
195	H	Denver	118 93	308	A	Fort Wayne	100 64									
30	A	South Dakota St.	48 84	217	A	Bradley	80 87									
308	H	Fort Wayne	91 44	58	A	Gonzaga	65 80									
239	A	Omaha	90 51	26	A	Stanford	71 64									
177	H	Oral Roberts	56 49	235	A	Austin Peay	81 68									
94	H	South Dakota	58 82	205	H	Southeast Mo. St.	87 59									

Non-Div I Games: Illinois Col. 122 40 William Woods 96 57

Western Ill.

Average RPI Win:	205	WON-LOST	WINNING	LAST 10	STRENGTH OF	OPP. STRENGTH	TEAM	ADJ.	CONF.	ADJ CONF.
Average RPI Loss:	45	RECORD	PCT. RANK	GAMES	SCHEDULE	OF SCHEDULE	RPI	RPI	RPI	RPI
DIV. I ONLY	13- 5	61	7- 2	103	115	57	57	18	18	
DIV. I NON-CONF.	8- 4	87	4- 1	58	50	44	44	19	19	

TOTALS	RPI 1-25	RPI 26-50	W-L RECORDS	RPI 51-100	RPI 101-999	RPI 201+				
13- 5	1- 1	0- 2	OVERALL	2- 2	10- 0	6- 0				
6- 1	0- 1	0- 0	HOME	0- 0	6- 0	4- 0				
3- 4	0- 0	0- 2	AWAY	0- 2	3- 0	2- 0				
4- 0	1- 0	0- 0	NEUTRAL	2- 0	1- 0	0- 0				
8- 4	1- 1	0- 2	NON-CONFERENCE	2- 1	5- 0	3- 0				
2- 1	0- 1	0- 0	HOME	0- 0	2- 0	2- 0				
2- 3	0- 0	0- 2	AWAY	0- 1	2- 0	1- 0				
4- 0	1- 0	0- 0	NEUTRAL	2- 0	1- 0	0- 0				
5- 1	0- 0	0- 0	CONFERENCE	0- 1	5- 0	3- 0				
4- 0	0- 0	0- 0	HOME	0- 0	4- 0	2- 0				
1- 1	0- 0	0- 0	AWAY	0- 1	1- 0	1- 0				
0- 0	0- 0	0- 0	NEUTRAL	0- 0	0- 0	0- 0				

RPI 1-25				RPI 26-50				RPI 51-100				Team's RPI : 57				RPI 101+			
RPI	S	Opponent	Score	RPI	S	Opponent	Score	RPI	S	Opponent	Score	RPI	S	Opponent	Score	RPI	S	Opponent	Score
2	H	Notre Dame	65 78	31	A	Iowa	97 104	67	N	Toledo	70 56	121	H	Southern Mi ss.	81 60				
11	N	Missouri	79 76	33	A	Ball St.	81 93	72	A	Indiana	71 73	123	H	Middle Tenn.	57 43				
								79	N	Mercer	67 62	167	A	Southern Ill.	75 49				
								89	A	UAB	61 79	172	N	Stetson	66 58				
												278	H	FIU	101 47				
												309	A	Georgia St.	74 63				
												313	H	UTSA	73 38				
												328	A	Marshall	86 66				
												346	H	Mississippi Val.	87 48				
												347	H	Evansville	92 54				
LAST 12 Division I GAMES:																			
				328	A	Marshall	86 66	33	A	Ball St.	81 93								
				313	H	UTSA	73 38	67	N	Toledo	70 56								
				89	A	UAB	61 79	172	N	Stetson	66 58								
				278	H	FIU	101 47	346	H	Mississippi Val.	87 48								
				121	H	Southern Mi ss.	81 60	167	A	Southern Ill.	75 49								
				123	H	Middle Tenn.	57 43	347	H	Evansville	92 54								

Non-Div I Games: Lee 88 64

Western Ky.

Average RPI Win:	185	WON-LOST	WINNING	LAST 10	STRENGTH OF	OPP. STRENGTH	TEAM	ADJ.	CONF.	ADJ CONF.
Average RPI Loss:	63	RECORD	PCT. RANK	GAMES	SCHEDULE	OF SCHEDULE	RPI	RPI	RPI	RPI
DIV. I ONLY	9- 8	157	5- 3	104	42	91	91	7	7	
DIV. I NON-CONF.	4- 5	202	1- 1	118	21	109	109	8	8	

TOTALS	RPI 1-25	RPI 26-50	W-L RECORDS	RPI 51-100	RPI 101-999	RPI 201+				
9- 8	0- 2	0- 3	OVERALL	0- 2	9- 1	4- 1				
4- 1	0- 0	0- 0	HOME	0- 1	4- 0	1- 0				
4- 5	0- 1	0- 2	AWAY	0- 1	4- 1	3- 1				
1- 2	0- 1	0- 1	NEUTRAL	0- 0	1- 0	0- 0				
4- 5	0- 1	0- 3	NON-CONFERENCE	0- 1	4- 0	3- 0				
1- 0	0- 0	0- 0	HOME	0- 0	1- 0	1- 0				
2- 3	0- 0	0- 2	AWAY	0- 1	2- 0	2- 0				
1- 2	0- 1	0- 1	NEUTRAL	0- 0	1- 0	0- 0				
5- 3	0- 1	0- 0	CONFERENCE	0- 1	5- 1	1- 1				
3- 1	0- 0	0- 0	HOME	0- 1	3- 0	0- 0				
2- 2	0- 1	0- 0	AWAY	0- 0	2- 1	1- 1				
0- 0	0- 0	0- 0	NEUTRAL	0- 0	0- 0	0- 0				

RPI 1-25				RPI 26-50				RPI 51-100				Team's RPI: 91	RPI 101+			
RPI	S	Opponent	Score	RPI	S	Opponent	Score	RPI	S	Opponent	Score		RPI	S	Opponent	Score
14	N	Rutgers	64 75	31	A	Iowa	56 79	68	A	New Mexico	76 88		106	A	Kent St.	66 61
22	A	Buffalo	49 71	37	N	St. John's (NY)	48 76	78	H	Ohio	54 69		114	H	Miami (OH)	81 70
				42	A	Michigan St.	62 65						125	H	Bowling Green	67 58
													128	N	ETSU	87 79
													147	H	Northern Ill.	88 83
													214	A	Eastern Mich.	67 69
													224	A	Akron	59 51
													245	A	New Mexico St.	64 55
													285	H	Detroit Mercy	74 62
													291	A	Loyola Chicago	65 47

LAST 12 Division I GAMES:																
224	A	Akron	59 51	22	A	Buffalo	49 71	125	H	Bowling Green	67 58		285	H	Detroit Mercy	74 62
114	H	Miami (OH)	81 70					42	A	Michigan St.	62 65		128	N	ETSU	87 79
214	A	Eastern Mich.	67 69					14	N	Rutgers	64 75					
78	H	Ohio	54 69													
147	H	Northern Ill.	88 83													
106	A	Kent St.	66 61													

Non-Div I Games: Goshen 87 36 Kentucky St. 85 50 Olivet 86 37

Western Mich.

Average RPI Win:	187	WON-LOST	WINNING	LAST 10	STRENGTH OF	OPP. STRENGTH	TEAM	ADJ.	CONF.	ADJ CONF.
Average RPI Loss:	79	RECORD	PCT. RANK	GAMES	SCHEDULE	OF SCHEDULE	RPI	RPI	RPI	RPI
DIV. I ONLY	9- 12	218	6- 4	78	65	153	153	8	8	
DIV. I NON-CONF.	5- 9	238	3- 2	84	104	198	198	7	7	

TOTALS	RPI 1-25	RPI 26-50	W-L RECORDS	RPI 51-100	RPI 101-999	RPI 201+				
9- 12	0- 1	1- 4	OVERALL	0- 3	8- 4	4- 0				
7- 3	0- 0	1- 0	HOME	0- 1	6- 2	4- 0				
1- 8	0- 1	0- 4	AWAY	0- 2	1- 1	0- 0				
1- 1	0- 0	0- 0	NEUTRAL	0- 0	1- 1	0- 0				
5- 9	0- 1	0- 2	NON-CONFERENCE	0- 3	5- 3	3- 0				
4- 2	0- 0	0- 0	HOME	0- 1	4- 1	3- 0				
0- 6	0- 1	0- 2	AWAY	0- 2	0- 1	0- 0				
1- 1	0- 0	0- 0	NEUTRAL	0- 0	1- 1	0- 0				
4- 3	0- 0	1- 2	CONFERENCE	0- 0	3- 1	1- 0				
3- 1	0- 0	1- 0	HOME	0- 0	2- 1	1- 0				
1- 2	0- 0	0- 2	AWAY	0- 0	1- 0	0- 0				
0- 0	0- 0	0- 0	NEUTRAL	0- 0	0- 0	0- 0				

RPI 1-25				RPI 26-50				RPI 51-100				RPI 101+ Team's RPI: 153			
RPI	S	Opponent	Score	RPI	S	Opponent	Score	RPI	S	Opponent	Score	RPI	S	Opponent	Score
9	A	Tennessee	56 68	28	H	South Fla.	64 56	60	A	Oklahoma St.	67 91	107	A	Tulane	64 56
				30	A	South Dakota St.	64 96	68	A	New Mexico	62 76	110	H	Western Ill.	65 78
				45	A	Houston	55 73	94	H	South Dakota	48 62	117	A	Missouri St.	71 94
				48	A	Creighton	61 66					117	H	Missouri St.	72 58
				50	A	UCF	53 59					156	H	Tulsa	62 67
												162	H	Memphis	69 61
												165	N	Illinois	67 68
												194	N	UC Irvine	76 53
												216	H	SMU	66 43
												247	H	UMKC	72 63
												272	H	Alcorn	87 46
												339	H	Chicago St.	66 63

LAST 12 Division I GAMES:															
				28	H	South Fla.	64 56	156	H	Tulsa	62 67				
				216	H	SMU	66 43	30	A	South Dakota St.	64 96				
				107	A	Tulane	64 56	272	H	Alcorn	87 46				
				162	H	Memphis	69 61	339	H	Chicago St.	66 63				
				50	A	UCF	53 59	247	H	UMKC	72 63				
				45	A	Houston	55 73	117	A	Missouri St.	71 94				

Non-Div I Games:

Wichita St.

Average RPI Win:	229	WON-LOST	WINNING	LAST 10	STRENGTH OF	OPP. STRENGTH	TEAM	ADJ.	CONF.	ADJ CONF.
Average RPI Loss:	159	RECORD	PCT. RANK	GAMES	SCHEDULE	OF SCHEDULE	RPI	RPI	RPI	RPI
DIV. I ONLY	12- 6	82	5- 5	273	189	146	146	10	10	
DIV. I NON-CONF.	9- 2	34	4- 1	294	212	111	111	13	13	
TOTALS	RPI 1-25	RPI 26-50	W-L RECORDS	RPI 51-100	RPI 101-999	RPI 201+				
12- 6	0- 0	0- 2	OVERALL	1- 0	11- 4	9- 2				
6- 3	0- 0	0- 1	HOME	1- 0	5- 2	4- 1				
6- 3	0- 0	0- 1	AWAY	0- 0	6- 2	5- 1				
0- 0	0- 0	0- 0	NEUTRAL	0- 0	0- 0	0- 0				
9- 2	0- 0	0- 1	NON-CONFERENCE	0- 0	9- 1	7- 0				
5- 1	0- 0	0- 0	HOME	0- 0	5- 1	4- 0				
4- 1	0- 0	0- 1	AWAY	0- 0	4- 0	3- 0				
0- 0	0- 0	0- 0	NEUTRAL	0- 0	0- 0	0- 0				
3- 4	0- 0	0- 1	CONFERENCE	1- 0	2- 3	2- 2				
1- 2	0- 0	0- 1	HOME	1- 0	0- 1	0- 1				
2- 2	0- 0	0- 0	AWAY	0- 0	2- 2	2- 1				
0- 0	0- 0	0- 0	NEUTRAL	0- 0	0- 0	0- 0				

RPI 1-25				RPI 26-50				RPI 51-100				RPI 101+				Team's RPI: 146	
RPI	S	Opponent	Score	RPI	S	Opponent	Score	RPI	S	Opponent	Score	RPI	S	Opponent	Score		
37	A	St. John's (NY)	81 92	47	H	Drexel	58 65	82	H	Elon	81 75	149	A	Saint Francis (PA)	92 86		
												151	H	Davidson	73 55		
												189	A	Northeastern	46 64		
												196	H	Norfolk St.	74 80		
												215	A	Hofstra	54 65		
												225	A	Richmond	78 64		
												226	H	Loyola Maryland	70 49		
												238	A	Howard	83 71		
												244	A	East Carolina	71 65		
												252	A	Col. of Charleston	68 54		
												270	H	Towson	66 67		
												274	A	UNCW	66 53		
												277	H	Fairfield	57 47		
												307	H	USC Upstate	83 63		
												323	H	Old Dominion	75 58		
LAST 12 Division I GAMES:																	
189	A	Northeastern	46 64	252	A	Col. of Charleston	68 54										
215	A	Hofstra	54 65	196	H	Norfolk St.	74 80										
82	H	Elon	81 75	323	H	Old Dominion	75 58										
270	H	Towson	66 67	307	H	USC Upstate	83 63										
47	H	Drexel	58 65	149	A	Saint Francis (PA)	92 86										
274	A	UNCW	66 53	225	A	Richmond	78 64										

Non-Div I Games:

William & Mary

Average RPI Win:	0	WON-LOST	WINNING	LAST 10	STRENGTH OF	OPP. STRENGTH	TEAM	ADJ.	CONF.	ADJ CONF.
Average RPI Loss:	200	RECORD	PCT. RANK	GAMES	SCHEDULE	OF SCHEDULE	RPI	RPI	RPI	RPI
DIV. I ONLY	0- 17	346	0- 10	238	321	343	343	29	29	
DIV. I NON-CONF.	0- 10	337	0- 5	234	275	341	341	29	29	

TOTALS	RPI 1-25	RPI 26-50	W-L RECORDS	RPI 51-100	RPI 101-999	RPI 201+				
0- 17	0- 1	0- 0	OVERALL	0- 3	0- 13	0- 9				
0- 7	0- 0	0- 0	HOME	0- 1	0- 6	0- 4				
0- 10	0- 1	0- 0	AWAY	0- 2	0- 7	0- 5				
0- 0	0- 0	0- 0	NEUTRAL	0- 0	0- 0	0- 0				
0- 10	0- 1	0- 0	NON-CONFERENCE	0- 3	0- 6	0- 5				
0- 4	0- 0	0- 0	HOME	0- 1	0- 3	0- 2				
0- 6	0- 1	0- 0	AWAY	0- 2	0- 3	0- 3				
0- 0	0- 0	0- 0	NEUTRAL	0- 0	0- 0	0- 0				
0- 7	0- 0	0- 0	CONFERENCE	0- 0	0- 7	0- 4				
0- 3	0- 0	0- 0	HOME	0- 0	0- 3	0- 2				
0- 4	0- 0	0- 0	AWAY	0- 0	0- 4	0- 2				
0- 0	0- 0	0- 0	NEUTRAL	0- 0	0- 0	0- 0				

RPI 1-25				RPI 26-50				RPI 51-100				RPI 101+ Team's RPI: 343			
RPI	S	Opponent	Score	RPI	S	Opponent	Score	RPI	S	Opponent	Score	RPI	S	Opponent	Score
16	A	Duke	30 101					59	H	Duquesne	54 81	119	H	High Point	58 79
								79	A	Mercer	45 93	128	H	ETSU	63 74
								82	A	El on	37 98	148	A	Li berty	37 63
												200	A	Radford	52 78
												224	A	Akron	43 69
												247	H	UNC Asheville l l e	48 70
												249	H	Campbel l	48 72
												259	A	Presbyteri an	45 78
												288	H	Wofford	68 73
												324	H	South Carolina St.	37 65
												326	A	Tennessee Tech	41 70
												328	A	Marshall l	40 70
												331	A	Charleston So.	45 81
LAST 12 Division I GAMES:															
259	A	Presbyteri an	45 78	200	A	Radford	52 78								
247	H	UNC Asheville l l e	48 70	326	A	Tennessee Tech	41 70								
331	A	Charleston So.	45 81	79	A	Mercer	45 93								
119	H	High Point	58 79	16	A	Duke	30 101								
148	A	Li berty	37 63	288	H	Wofford	68 73								
249	H	Campbel l	48 72	128	H	ETSU	63 74								

Non-Div I Games: N. C. Wesleyan 94 50

Winthrop

Average RPI Win: 227 WON-LOST WINNING LAST 10
Average RPI Loss: 62 RECORD PCT. RANK GAMES STRENGTH OF OPP. STRENGTH TEAM ADJ. CONF. ADJ CONF.
SCHEDULE OF SCHEDULE RPI RPI RPI RPI

DIV. I ONLY	13- 5	61	7- 3	207	151	101	101	11	11
DIV. I NON-CONF.	7- 3	74	2- 1	237	140	93	93	12	12

TOTALS	RPI 1-25	RPI 26-50	W-L RECORDS	RPI 51-100	RPI 101-999	RPI 201+			
13- 5	0- 3	0- 0	OVERALL	2- 1	11- 1	8- 0			
6- 2	0- 1	0- 0	HOME	1- 1	5- 0	5- 0			
5- 2	0- 2	0- 0	AWAY	1- 0	4- 0	2- 0			
2- 1	0- 0	0- 0	NEUTRAL	0- 0	2- 1	1- 0			
7- 3	0- 2	0- 0	NON-CONFERENCE	1- 0	6- 1	4- 0			
3- 0	0- 0	0- 0	HOME	0- 0	3- 0	3- 0			
2- 2	0- 2	0- 0	AWAY	1- 0	1- 0	0- 0			
2- 1	0- 0	0- 0	NEUTRAL	0- 0	2- 1	1- 0			
6- 2	0- 1	0- 0	CONFERENCE	1- 1	5- 0	4- 0			
3- 2	0- 1	0- 0	HOME	1- 1	2- 0	2- 0			
3- 0	0- 0	0- 0	AWAY	0- 0	3- 0	2- 0			
0- 0	0- 0	0- 0	NEUTRAL	0- 0	0- 0	0- 0			

RPI 1-25				RPI 26-50				RPI 51-100				RPI 101+ Team's RPI: 101			
RPI	S	Opponent	Score	RPI	S	Opponent	Score	RPI	S	Opponent	Score	RPI	S	Opponent	Score
11	A	Missouri	80 82					77	A	Belmont	91 81	106	A	Kent St.	72 60
12	H	Green Bay	51 58					84	H	IUPUI	61 64	159	A	Oakland	77 57
20	A	Georgia	71 87					92	H	Milwaukee	56 51	172	N	Stetson	64 59
												181	N	Providence	69 74
												225	N	Richmond	85 69
												236	H	Youngstown St.	73 50
												258	A	Northern Ky.	68 63
												285	A	Detroit Mercy	88 60
												326	H	Tennessee Tech	82 59
												329	H	Ill. -Chicago	60 50
												339	H	Chicago St.	84 39
												342	H	Eastern Ill.	81 46

LAST 12 Division I GAMES:															
84	H	IUPUI	61 64	92	H	Milwaukee	56 51								
329	H	Ill. -Chicago	60 50	12	H	Green Bay	51 58								
236	H	Youngstown St.	73 50	20	A	Georgia	71 87								
258	A	Northern Ky.	68 63	77	A	Belmont	91 81								
285	A	Detroit Mercy	88 60	106	A	Kent St.	72 60								
159	A	Oakland	77 57	339	H	Chicago St.	84 39								

Non-Div I Games: Northwestern Ohio 106 52 Cincinnati Christian 99 36

Wright St.

Average RPI Win: 178

Average RPI Loss: 148

WON-LOST
RECORDWINNING
PCT. RANKLAST 10
GAMESSTRENGTH OF
SCHEDULEOPP. STRENGTH
OF SCHEDULETEAM
RPIADJ.
RPICONF.
RPIADJ CONF.
RPIDIV. I ONLY
DIV. I NON-CONF.11- 5
5- 475
1467- 2
2- 259
59211
25651
8451
8416
1716
17

TOTALS

RPI 1-25

RPI 26-50

W-L RECORDS

RPI 51-100

RPI 101-999

RPI 201+

11- 5

0- 1

0- 0

OVERALL

1- 1

10- 3

3- 2

6- 0

0- 0

0- 0

HOME

1- 0

5- 0

2- 0

5- 3

0- 1

0- 0

AWAY

0- 0

5- 2

1- 2

0- 2

0- 0

0- 0

NEUTRAL

0- 1

0- 1

0- 0

5- 4

0- 1

0- 0

NON-CONFERENCE

0- 1

5- 2

2- 1

3- 0

0- 0

0- 0

HOME

0- 0

3- 0

1- 0

2- 2

0- 1

0- 0

AWAY

0- 0

2- 1

1- 1

0- 2

0- 0

0- 0

NEUTRAL

0- 1

0- 1

0- 0

6- 1

0- 0

0- 0

CONFERENCE

1- 0

5- 1

1- 1

3- 0

0- 0

0- 0

HOME

1- 0

2- 0

1- 0

3- 1

0- 0

0- 0

AWAY

0- 0

3- 1

0- 1

0- 0

0- 0

0- 0

NEUTRAL

0- 0

0- 0

0- 0

RPI 1-25

RPI 26-50

RPI 51-100

Team's RPI: 51

RPI 101+

RPI	S	Opponent	Score
16	A	Duke	40 63

RPI	S	Opponent	Score
-----	---	----------	-------

RPI	S	Opponent	Score
68	H	New Mexico	66 55
84	N	IUPUI	59 65

RPI	S	Opponent	Score
115	H	Drake	75 61
143	H	Idaho St.	61 53
164	A	Nevada	65 62
164	H	Nevada	66 60
169	A	Colorado St.	53 49
180	A	Boise St.	66 51
188	N	UNI	40 55
195	A	Denver	61 51
211	A	Idaho	70 64
222	A	Montana St.	46 50
229	A	San Diego St.	62 68
243	H	Montana	67 62
306	H	Utah St.	61 44

LAST 12 Division I GAMES:

164	A	Nevada	65 62	229	A	San Diego St.	62 68
306	H	Utah St.	61 44	16	A	Duke	40 63
169	A	Colorado St.	53 49	211	A	Idaho	70 64
68	H	New Mexico	66 55	143	H	Idaho St.	61 53
180	A	Boise St.	66 51	222	A	Montana St.	46 50
164	H	Nevada	66 60	84	N	IUPUI	59 65

Non-Div I Games: Colo. Christian 62 33 Adams St. 73 47

Wyoming

Loss,
 Non-Conf,
 S Site,
 H Home
A Away
 N Neutral

Average RPI	Win: 209	WON-LOST RECORD	WINNING PCT. RANK	LAST 10 GAMES	STRENGTH OF SCHEDULE	OPP. STRENGTH OF SCHEDULE	TEAM RPI	ADJ. RPI	CONF. RPI	ADJ CONF. RPI
Average RPI	Loss: 63									
DIV. I ONLY	9- 11	202	3- 7	83	75	158	158	6	6	
DIV. I NON-CONF.	7- 4	102	2- 1	150	230	132	132	5	5	

TOTALS	RPI 1-25	RPI 26-50	W-L RECORDS	RPI 51-100	RPI 101-999	RPI 201+				
9- 11	0- 2	0- 5	OVERALL	1- 1	8- 3	4- 0				
7- 4	0- 0	0- 2	HOME	0- 1	7- 1	4- 0				
1- 6	0- 1	0- 3	AWAY	1- 0	0- 2	0- 0				
1- 1	0- 1	0- 0	NEUTRAL	0- 0	1- 0	0- 0				
7- 4	0- 1	0- 1	NON-CONFERENCE	0- 0	7- 2	4- 0				
6- 1	0- 0	0- 0	HOME	0- 0	6- 1	4- 0				
0- 2	0- 0	0- 1	AWAY	0- 0	0- 1	0- 0				
1- 1	0- 1	0- 0	NEUTRAL	0- 0	1- 0	0- 0				
2- 7	0- 1	0- 4	CONFERENCE	1- 1	1- 1	0- 0				
1- 3	0- 0	0- 2	HOME	0- 1	1- 0	0- 0				
1- 4	0- 1	0- 2	AWAY	1- 0	0- 1	0- 0				
0- 0	0- 0	0- 0	NEUTRAL	0- 0	0- 0	0- 0				

RPI 1-25				RPI 26-50				RPI 51-100				RPI 101+ Team's RPI: 158			
RPI	S	Opponent	Score	RPI	S	Opponent	Score	RPI	S	Opponent	Score	RPI	S	Opponent	Score
11	N	Missouri	48 74	27	A	Villanova	57 75	81	A	Butler	69 62	102	H	Wake Forest	57 62
19	A	Marquette	67 88	29	A	DePaul	48 79	99	H	Seton Hall	51 62	125	A	Bowling Green	53 63
				37	H	St. John's (NY)	63 67					139	H	Cincinnati	53 50
				43	A	Minnesota	62 74					150	A	Georgetown	60 65
				48	H	Creighton	64 71					161	N	Furman	75 62

LAST 12 Division I GAMES:															
				48	H	Creighton	64 71	27	A	Villanova	57 75				
				181	H	Providence	68 59	150	A	Georgetown	60 65				
				19	A	Marquette	67 88	81	A	Butler	69 62				
				29	A	DePaul	48 79	334	H	Florida A&M	70 52				
				99	H	Seton Hall	51 62	11	N	Missouri	48 74				
				37	H	St. John's (NY)	63 67	161	N	Furman	75 62				

Non-Div I Games:

Xavier

Yale

Through Games Of Jan. 24, 2018

Average RPI Win:	217	WON-LOST	WINNING	LAST 10	STRENGTH OF	OPP. STRENGTH	TEAM	ADJ.	CONF.	ADJ CONF.
Average RPI Loss:	121	RECORD	PCT. RANK	GAMES	SCHEDULE	OF SCHEDULE	RPI	RPI	RPI	RPI
DIV. I ONLY	8- 7	154	5- 5	112	210	127	127	9	9	
DIV. I NON-CONF.	7- 6	165	5- 5	233	201	175	175	9	9	

TOTALS	RPI 1-25	RPI 26-50	W-L RECORDS	RPI 51-100	RPI 101-999	RPI 201+				
8- 7	0- 0	0- 0	OVERALL	2- 3	6- 4	5- 0				
3- 3	0- 0	0- 0	HOME	1- 1	2- 2	2- 0				
5- 2	0- 0	0- 0	AWAY	1- 1	4- 1	3- 0				
0- 2	0- 0	0- 0	NEUTRAL	0- 1	0- 1	0- 0				
7- 6	0- 0	0- 0	NON-CONFERENCE	1- 2	6- 4	5- 0				
2- 3	0- 0	0- 0	HOME	0- 1	2- 2	2- 0				
5- 1	0- 0	0- 0	AWAY	1- 0	4- 1	3- 0				
0- 2	0- 0	0- 0	NEUTRAL	0- 1	0- 1	0- 0				
1- 1	0- 0	0- 0	CONFERENCE	1- 1	0- 0	0- 0				
1- 0	0- 0	0- 0	HOME	1- 0	0- 0	0- 0				
0- 1	0- 0	0- 0	AWAY	0- 1	0- 0	0- 0				
0- 0	0- 0	0- 0	NEUTRAL	0- 0	0- 0	0- 0				

Yale

RPI 1-25				RPI 26-50				RPI 51-100				RPI 101+				Team's RPI: 127
RPI	S	Opponent	Score	RPI	S	Opponent	Score	RPI	S	Opponent	Score	RPI	S	Opponent	Score	
								54	N	UC Davis	61 71	122	A	Kansas	75 81	
								61	A	TCU	82 72	138	N	Hartford	70 78	
								72	H	Indiana	68 72	175	A	Binghamton	73 69	
								90	A	Brown	71 81	181	H	Providence	51 55	
								90	H	Brown	77 63	187	H	Army West Point	65 82	
												231	A	Stony Brook	77 71	
												251	H	LIU Brooklyn	62 51	
												273	H	Colgate	82 56	
												314	A	Central Conn. St.	75 62	
												338	A	Saint Peter's	70 49	

LAST 12 Division I GAMES:																
								90	A	Brown	71 81	314	A	Central Conn. St.	75 62	
								90	H	Brown	77 63	231	A	Stony Brook	77 71	
								138	N	Hartford	70 78	175	A	Binghamton	73 69	
								54	N	UC Davis	61 71	181	H	Providence	51 55	
								72	H	Indiana	68 72	187	H	Army West Point	65 82	
								338	A	Saint Peter's	70 49	61	A	TCU	82 72	

Non-Div I Games:

Yale

Loss

Non-Conf,S Site,H Home

A Away

N Neutral

Page 348

Non-Div I Games:

Yale

Average RPI Win:	273	WON-LOST	WINNING	LAST 10	STRENGTH OF	OPP. STRENGTH	TEAM	ADJ.	CONF.	ADJ CONF.
Average RPI Loss:	121	RECORD	PCT. RANK	GAMES	SCHEDULE	OF SCHEDULE	RPI	RPI	RPI	RPI
DIV. I ONLY	5- 12	281	4- 5	134	193	236	236	11	11	
DIV. I NON-CONF.	2- 7	286	1- 2	251	208	283	283	12	12	

TOTALS	RPI 1-25	RPI 26-50	W-L RECORDS	RPI 51-100	RPI 101-999	RPI 201+				
5- 12	0- 1	0- 0	OVERALL	0- 3	5- 8	4- 1				
3- 4	0- 0	0- 0	HOME	0- 1	3- 3	3- 0				
2- 8	0- 1	0- 0	AWAY	0- 2	2- 5	1- 1				
0- 0	0- 0	0- 0	NEUTRAL	0- 0	0- 0	0- 0				
2- 7	0- 0	0- 0	NON-CONFERENCE	0- 1	2- 6	2- 1				
1- 2	0- 0	0- 0	HOME	0- 0	1- 2	1- 0				
1- 5	0- 0	0- 0	AWAY	0- 1	1- 4	1- 1				
0- 0	0- 0	0- 0	NEUTRAL	0- 0	0- 0	0- 0				
3- 5	0- 1	0- 0	CONFERENCE	0- 2	3- 2	2- 0				
2- 2	0- 0	0- 0	HOME	0- 1	2- 1	2- 0				
1- 3	0- 1	0- 0	AWAY	0- 1	1- 1	0- 0				
0- 0	0- 0	0- 0	NEUTRAL	0- 0	0- 0	0- 0				

RPI 1-25				RPI 26-50				RPI 51-100				RPI 101+				Team's RPI: 236
RPI	S	Opponent	Score	RPI	S	Opponent	Score	RPI	S	Opponent	Score	RPI	S	Opponent	Score	
12	A	Green Bay	56 65					64	A	American	72 78	101	A	Wright St.	50 73	
								84	H	IUPUI	43 65	106	H	Kent St.	44 55	
								92	A	Milwaukee	61 62	137	A	Cleveland St.	66 52	
												145	A	Robert Morris	52 84	
												149	A	Saint Francis (PA)	65 79	
												155	A	Pittsburgh	58 66	
												159	H	Oakland	48 58	
												160	H	Bucknell	60 66	
												224	A	Akron	58 75	
												285	H	Detroit Mercy	76 59	
												291	A	Loyola Chicago	73 49	
												325	H	Northern Ariz.	69 67	
												329	H	Ill. -Chicago	76 63	
LAST 12 Division I GAMES:																
137	A	Cleveland St.	66 52	159	H	Oakland	48 58									
101	A	Wright St.	50 73	285	H	Detroit Mercy	76 59									
92	A	Milwaukee	61 62	325	H	Northern Ariz.	69 67									
12	A	Green Bay	56 65	149	A	Saint Francis (PA)	65 79									
84	H	IUPUI	43 65	224	A	Akron	58 75									
329	H	Ill. -Chicago	76 63	64	A	American	72 78									

Non-Div I Games: Ohio Valley 86 59 Penn St.-Beaver 97 40

Youngstown St.