

Average RPI Win:	249	WON-LOST	WINNING	LAST 10	STRENGTH OF	OPP. STRENGTH	TEAM	ADJ.	CONF.	ADJ CONF.
Average RPI Loss:	159	RECORD	PCT. RANK	GAMES	SCHEDULE	OF SCHEDULE	RPI	RPI	RPI	RPI
DIV. I ONLY	9- 6	114	7-3	272	214	151	151	23	23	
DIV. I NON-CONF.	3- 4	201	1-1	292	159	207	207	22	22	
TOTALS	RPI 1-25	RPI 26-50	W-L RECORDS	RPI 51-100	RPI 101-150	RPI 150+				
9- 6	0- 2	0- 0	OVERALL	1- 0	1- 1	7- 3				
4- 1	0- 0	0- 0	HOME	0- 0	0- 1	4- 0				
4- 5	0- 2	0- 0	AWAY	1- 0	1- 0	2- 3				
1- 0	0- 0	0- 0	NEUTRAL	0- 0	0- 0	1- 0				
3- 4	0- 2	0- 0	NON-CONFERENCE	0- 0	0- 0	3- 2				
1- 0	0- 0	0- 0	HOME	0- 0	0- 0	1- 0				
1- 4	0- 2	0- 0	AWAY	0- 0	0- 0	1- 2				
1- 0	0- 0	0- 0	NEUTRAL	0- 0	0- 0	1- 0				
6- 2	0- 0	0- 0	CONFERENCE	1- 0	1- 1	4- 1				
3- 1	0- 0	0- 0	HOME	0- 0	0- 1	3- 0				
3- 1	0- 0	0- 0	AWAY	1- 0	1- 0	1- 1				
0- 0	0- 0	0- 0	NEUTRAL	0- 0	0- 0	0- 0				

RPI	S	Opponent	Score	RPI	S	Opponent	Score	RPI	S	Opponent	Score	RPI	S	Opponent	Score	Team's RPI: 151
3	A	Missouri St.	51 79					88	A	Abilene Christian	70 58	140	A	New Orleans	83 53	
17	A	Texas A&M	48 85									149	H	SFA	44 66	
												211	H	Central Ark.	67 47	
												215	H	Lamar University	49 39	
												245	A	Southeastern La.	44 48	
												254	A	South Alabama	82 83	
												283	A	Texas St.	48 57	
												292	H	Nicholls St.	55 49	
												301	N	Prairie View	64 52	
												327	A	UTRGV	59 54	
												327	H	UTRGV	61 50	
												337	A	Northwestern St.	72 59	
LAST 10 Division I																
140	A	New Orleans	83 53	337	A	Northwestern St.	72 59									
215	H	Lamar University	49 39	17	A	Texas A&M	48 85									
88	A	Abilene Christian	70 58	211	H	Central Ark.	67 47									
149	H	SFA	44 66	292	H	Nicholls St.	55 49									
245	A	Southeastern La.	44 48	327	A	UTRGV	59 54									

Non-Div I Games: UNKNOWN 75 55 Huston-Tillotson 63 49 Texas Wesleyan 90 52

A&M-Corpus Christi

Loss, Non-Conf, S Site, H Home A Away N Neutral

Average RPI Win:	216	WON-LOST	WINNING	LAST 10	STRENGTH OF	OPP. STRENGTH	TEAM	ADJ.	CONF.	ADJ CONF.
Average RPI Loss:	92	RECORD	PCT. RANK	GAMES	SCHEDULE	OF SCHEDULE	RPI	RPI	RPI	RPI
DIV. I ONLY	10- 2	24	9-1	273	155	88	88	23	23	
DIV. I NON-CONF.	4- 1	52	3-0	199	49	51	51	22	22	
TOTALS	RPI 1-25	RPI 26-50	W-L RECORDS	RPI 51-100	RPI 101-150	RPI 150+				
10- 2	0- 0	0- 1	OVERALL	0- 0	3- 0	7- 1				
5- 1	0- 0	0- 0	HOME	0- 0	1- 0	4- 1				
5- 1	0- 0	0- 1	AWAY	0- 0	2- 0	3- 0				
0- 0	0- 0	0- 0	NEUTRAL	0- 0	0- 0	0- 0				
4- 1	0- 0	0- 1	NON-CONFERENCE	0- 0	2- 0	2- 0				
2- 0	0- 0	0- 0	HOME	0- 0	0- 0	2- 0				
2- 1	0- 0	0- 1	AWAY	0- 0	2- 0	0- 0				
0- 0	0- 0	0- 0	NEUTRAL	0- 0	0- 0	0- 0				
6- 1	0- 0	0- 0	CONFERENCE	0- 0	1- 0	5- 1				
3- 1	0- 0	0- 0	HOME	0- 0	1- 0	2- 1				
3- 0	0- 0	0- 0	AWAY	0- 0	0- 0	3- 0				
0- 0	0- 0	0- 0	NEUTRAL	0- 0	0- 0	0- 0				

RPI 1-25				RPI 26-50				RPI 51-100				Team's RPI: 88		RPI 101+			
RPI	S	Opponent	Score	RPI	S	Opponent	Score	RPI	S	Opponent	Score			RPI	S	Opponent	Score
				32	A	Oklahoma	65 78							128	A	Portland	76 69
														140	H	New Orleans	76 62
														144	A	Wright St.	83 64
														151	H	A&M-Corpus Christi	58 70
														160	A	Sam Houston St.	81 73
														205	H	Tulsa	73 63
														215	H	Lamar University	78 72
														245	H	Southeastern La.	61 53
														292	A	Nicholls St.	95 84
														309	H	New Mexico St.	67 54
														324	A	McNeese	90 73
LAST 10 Division I																	
				160	A	Sam Houston St.	81 73					309	H	New Mexico St.	67 54		
				245	H	Southeastern La.	61 53					292	A	Nicholls St.	95 84		
				151	H	A&M-Corpus Christi	58 70					140	H	New Orleans	76 62		
				324	A	McNeese	90 73					205	H	Tulsa	73 63		
				215	H	Lamar University	78 72					128	A	Portland	76 69		

Non-Div I Games: Howard Payne 96 38 Schreiner 110 37 Southwest (NM) 104 52 McMurry 111 43  
Abilene Christian

Loss, Non-Conf, S Site, H Home A Away N Neutral

# Air Force

Through Games Of Jan. 23, 2020

Average RPI Win:	295	WON-LOST	WINNING	LAST 10	STRENGTH OF	OPP. STRENGTH	TEAM	ADJ.	CONF.	ADJ CONF.
Average RPI Loss:	186	RECORD	PCT. RANK	GAMES	SCHEDULE	OF SCHEDULE	RPI	RPI	RPI	RPI
DIV. I ONLY	3- 15	321	2-8	263	246	315	315	17	17	
DIV. I NON-CONF.	1- 9	326	0-2	240	269	332	332	23	23	
TOTALS	RPI 1-25	RPI 26-50	W-L RECORDS	RPI 51-100	RPI 101-150	RPI 150+				
3- 15	0- 0	0- 1	OVERALL	0- 2	0- 2	3- 10				
1- 7	0- 0	0- 0	HOME	0- 0	0- 2	1- 5				
2- 8	0- 0	0- 1	AWAY	0- 2	0- 0	2- 5				
0- 0	0- 0	0- 0	NEUTRAL	0- 0	0- 0	0- 0				
1- 9	0- 0	0- 1	NON-CONFERENCE	0- 1	0- 2	1- 5				
1- 3	0- 0	0- 0	HOME	0- 0	0- 2	1- 1				
0- 6	0- 0	0- 1	AWAY	0- 1	0- 0	0- 4				
0- 0	0- 0	0- 0	NEUTRAL	0- 0	0- 0	0- 0				
2- 6	0- 0	0- 0	CONFERENCE	0- 1	0- 0	2- 5				
0- 4	0- 0	0- 0	HOME	0- 0	0- 0	0- 4				
2- 2	0- 0	0- 0	AWAY	0- 1	0- 0	2- 1				
0- 0	0- 0	0- 0	NEUTRAL	0- 0	0- 0	0- 0				

RPI S	Opponent	Score	RPI S	Opponent	Score	RPI S	Opponent	Score	RPI S	Opponent	Score	Team's RPI: 315
27	A Arizona St.	56 87	58	A Tennessee	54 81	128	H Portland	56 72	146	H San Diego	59 70	
			100	A Boise St.	61 70	182	H New Mexico	53 75	184	H UNLV	60 67	
						199	A Northern Colo.	62 72	217	H Wyoming	63 65	
						222	A Cal St. Fullerton	70 79	256	A Colorado St.	40 60	
						263	A Navy	59 67	265	A Long Beach St.	68 74	
						267	A Utah St.	62 45	267	H Utah St.	52 53	
						281	H Army West Point	66 68	284	A Nevada	68 61	
						334	H NJIT	68 48				
LAST 10 Division I												
267	H Utah St.	52 53	184	H UNLV	60 67							
256	A Colorado St.	40 60	222	A Cal St. Fullerton	70 79							
100	A Boise St.	61 70	265	A Long Beach St.	68 74							
182	H New Mexico	53 75	284	A Nevada	68 61							
267	A Utah St.	62 45	217	H Wyoming	63 65							

Non-Div I Games: Neb. Wesleyan 93 42

Air Force

Loss, Non-Conf, S Site, H Home A Away N Neutral

Average RPI Win: <b>242</b>	WON-LOST	WINNING	LAST 10	STRENGTH OF	OPP. STRENGTH	TEAM	ADJ.	CONF.	ADJ CONF.
Average RPI Loss: <b>122</b>	RECORD	PCT. RANK	GAMES	SCHEDULE	OF SCHEDULE	RPI	RPI	RPI	RPI
DIV. I ONLY	<b>9- 8</b>	<b>162</b>	<b>5-5</b>	<b>198</b>	<b>209</b>	<b>193</b>	<b>193</b>	<b>10</b>	<b>10</b>
DIV. I NON-CONF.	<b>7- 4</b>	<b>100</b>	<b>3-1</b>	<b>216</b>	<b>302</b>	<b>147</b>	<b>147</b>	<b>10</b>	<b>10</b>
TOTALS	RPI 1-25	RPI 26-50	W-L RECORDS	RPI 51-100	RPI 101-150	RPI 150+			
9- 8	0- 1	0- 0	OVERALL	0- 1	1- 3	8- 3			
4- 5	0- 1	0- 0	HOME	0- 1	1- 2	3- 1			
3- 3	0- 0	0- 0	AWAY	0- 0	0- 1	3- 2			
2- 0	0- 0	0- 0	NEUTRAL	0- 0	0- 0	2- 0			
7- 4	0- 0	0- 0	NON-CONFERENCE	0- 1	1- 2	6- 1			
3- 2	0- 0	0- 0	HOME	0- 1	1- 1	2- 0			
2- 2	0- 0	0- 0	AWAY	0- 0	0- 1	2- 1			
2- 0	0- 0	0- 0	NEUTRAL	0- 0	0- 0	2- 0			
2- 4	0- 1	0- 0	CONFERENCE	0- 0	0- 1	2- 2			
1- 3	0- 1	0- 0	HOME	0- 0	0- 1	1- 1			
1- 1	0- 0	0- 0	AWAY	0- 0	0- 0	1- 1			
0- 0	0- 0	0- 0	NEUTRAL	0- 0	0- 0	0- 0			

RPI 1-25				RPI 26-50				RPI 51-100				RPI 101+ Team's RPI: 193			
RPI	S	Opponent	Score	RPI	S	Opponent	Score	RPI	S	Opponent	Score	RPI	S	Opponent	Score
22	H	Central Mich.	72 <b>77</b>					54	H	Michigan	71 <b>80</b>	105	H	Duquesne	63 <b>88</b>
												111	A	Butler	55 <b>76</b>
												127	H	N.C. A&T	64 52
												141	H	Western Mich.	51 <b>56</b>
												161	A	Toledo	61 <b>65</b>
												163	H	Youngstown St.	91 62
												185	A	Cleveland St.	62 <b>66</b>
												194	H	Northern Ill.	65 <b>70</b>
												195	H	Miami (OH)	70 62
												197	A	Bowling Green	76 73
												268	N	Morgan St.	52 45
												290	A	St. Bonaventure	63 54
												293	N	Denver	88 72
												313	A	Detroit Mercy	81 60
												331	H	Purdue Fort Wayne	64 53
LAST 10 Division I															
195	H	Miami (OH)	70 62	22	H	Central Mich.	72 <b>77</b>								
194	H	Northern Ill.	65 <b>70</b>	268	N	Morgan St.	52 45								
161	A	Toledo	61 <b>65</b>	293	N	Denver	88 72								
197	A	Bowling Green	76 73	127	H	N.C. A&T	64 52								
141	H	Western Mich.	51 <b>56</b>	111	A	Butler	55 <b>76</b>								

Non-Div I Games:

Akron

■ Loss, 
 ■ Non-Conf, 
 S Site, 
 ■ Home 
 ■ Away 
 N Neutral

## Alabama

Through Games Of Jan. 23, 2020

Average RPI Win:	174	WON-LOST	WINNING	LAST 10	STRENGTH OF	OPP. STRENGTH	TEAM	ADJ.	CONF.	ADJ CONF.
Average RPI Loss:	55	RECORD	PCT. RANK	GAMES	SCHEDULE	OF SCHEDULE	RPI	RPI	RPI	RPI
DIV. I ONLY	11- 8	133	5-5	27	88	69	69	4	4	
DIV. I NON-CONF.	10- 3	58	4-0	108	195	70	70	5	5	
TOTALS	RPI 1-25	RPI 26-50	W-L RECORDS	RPI 51-100	RPI 101-150	RPI 150+				
11- 8	0- 4	0- 0	OVERALL	3- 3	2- 0	6- 1				
6- 5	0- 3	0- 0	HOME	2- 1	0- 0	4- 1				
4- 2	0- 1	0- 0	AWAY	0- 1	2- 0	2- 0				
1- 1	0- 0	0- 0	NEUTRAL	1- 1	0- 0	0- 0				
10- 3	0- 0	0- 0	NON-CONFERENCE	3- 2	1- 0	6- 1				
6- 2	0- 0	0- 0	HOME	2- 1	0- 0	4- 1				
3- 0	0- 0	0- 0	AWAY	0- 0	1- 0	2- 0				
1- 1	0- 0	0- 0	NEUTRAL	1- 1	0- 0	0- 0				
1- 5	0- 4	0- 0	CONFERENCE	0- 1	1- 0	0- 0				
0- 3	0- 3	0- 0	HOME	0- 0	0- 0	0- 0				
1- 2	0- 1	0- 0	AWAY	0- 1	1- 0	0- 0				
0- 0	0- 0	0- 0	NEUTRAL	0- 0	0- 0	0- 0				

RPI 1-25				RPI 26-50				RPI 51-100 Team's RPI: 69				RPI 101+			
RPI	S	Opponent	Score	RPI	S	Opponent	Score	RPI	S	Opponent	Score	RPI	S	Opponent	Score
1	H	South Carolina	78 93					52	N	UNI	87 77	126	A	Tulane	66 56
17	H	Texas A&M	74 79					57	H	North Carolina	83 77	147	A	Auburn	75 48
20	H	Kentucky	71 81					58	A	Tennessee	63 65	172	H	Hampton	61 64
24	A	LSU	60 71					63	H	Iowa St.	66 75	177	A	Clemson	67 54
								85	N	Southern California	57 60	180	H	Bethune-Cookman	60 49
								92	H	Colgate	72 52	245	H	Southeastern La.	87 50
												254	A	South Alabama	74 62
												255	H	Radford	85 51
												328	H	Mercer	111 56
LAST 10 Division I															
17	H	Texas A&M	74 79	24	A	LSU	60 71	245	H	Southeastern La.	87 50				
58	A	Tennessee	63 65					255	H	Radford	85 51				
147	A	Auburn	75 48					180	H	Bethune-Cookman	60 49				
20	H	Kentucky	71 81					57	H	North Carolina	83 77				
1	H	South Carolina	78 93												

Non-Div I Games:

Alabama

■ Loss, 
 ■ Non-Conf, 
 ■ S Site, 
 ■ H Home 
 ■ A Away 
 N Neutral

Average RPI Win:	314	WON-LOST	WINNING	LAST 10	STRENGTH OF	OPP. STRENGTH	TEAM	ADJ.	CONF.	ADJ CONF.
Average RPI Loss:	172	RECORD	PCT. RANK	GAMES	SCHEDULE	OF SCHEDULE	RPI	RPI	RPI	RPI
DIV. I ONLY	7- 9	207	5-5	334	326	275	275	31	31	
DIV. I NON-CONF.	4- 7	225	2-3	230	311	219	219	28	28	
TOTALS	RPI 1-25	RPI 26-50	W-L RECORDS	RPI 51-100	RPI 101-150	RPI 150+				
7- 9	0- 0	0- 0	OVERALL	0- 2	0- 1	7- 6				
2- 2	0- 0	0- 0	HOME	0- 1	0- 0	2- 1				
4- 6	0- 0	0- 0	AWAY	0- 1	0- 1	4- 4				
1- 1	0- 0	0- 0	NEUTRAL	0- 0	0- 0	1- 1				
4- 7	0- 0	0- 0	NON-CONFERENCE	0- 2	0- 1	4- 4				
0- 2	0- 0	0- 0	HOME	0- 1	0- 0	0- 1				
4- 4	0- 0	0- 0	AWAY	0- 1	0- 1	4- 2				
0- 1	0- 0	0- 0	NEUTRAL	0- 0	0- 0	0- 1				
3- 2	0- 0	0- 0	CONFERENCE	0- 0	0- 0	3- 2				
2- 0	0- 0	0- 0	HOME	0- 0	0- 0	2- 0				
0- 2	0- 0	0- 0	AWAY	0- 0	0- 0	0- 2				
1- 0	0- 0	0- 0	NEUTRAL	0- 0	0- 0	1- 0				

RPI 1-25				RPI 26-50				RPI 51-100				RPI 101+ Team's RPI: 275			
RPI	S	Opponent	Score	RPI	S	Opponent	Score	RPI	S	Opponent	Score	RPI	S	Opponent	Score
								60	A	Nebraska	46 68	120	A	Cincinnati	47 62
								82	H	North Florida	64 73	159	A	Jackson St.	53 67
												162	N	North Ala.	65 80
												164	A	Memphis	71 79
												166	H	Austin Peay	61 67
												273	A	San Diego St.	61 53
												293	A	Denver	86 83
												295	A	California Baptist	55 60
												305	H	Ark.-Pine Bluff	74 55
												308	N	Alabama St.	75 48
												317	A	Georgia St.	67 52
												339	A	Grambling	59 69
												350	A	Florida A&M	77 53
												351	H	Mississippi Val.	68 48
LAST 10 Division I															
				308	N	Alabama St.	75 48			164	A	Memphis	71 79		
				351	H	Mississippi Val.	68 48			350	A	Florida A&M	77 53		
				305	H	Ark.-Pine Bluff	74 55			120	A	Cincinnati	47 62		
				159	A	Jackson St.	53 67			166	H	Austin Peay	61 67		
				339	A	Grambling	59 69			293	A	Denver	86 83		

Non-Div I Games:

Alabama A&amp;M

■ Loss, 
 ■ Non-Conf, 
 ■ S Site, 
 ■ H Home 
 ■ A Away 
 N Neutral

Average RPI Win:	329	WON-LOST	WINNING	LAST 10	STRENGTH OF	OPP. STRENGTH	TEAM	ADJ.	CONF.	ADJ CONF.
Average RPI Loss:	158	RECORD	PCT. RANK	GAMES	SCHEDULE	OF SCHEDULE	RPI	RPI	RPI	RPI
DIV. I ONLY	3- 11	308	2-8	277	202	308	308	31	31	
DIV. I NON-CONF.	1- 8	322	0-5	80	73	283	283	28	28	
TOTALS	RPI 1-25	RPI 26-50	W-L RECORDS	RPI 51-100	RPI 101-150	RPI 150+				
3- 11	0- 2	0- 0	OVERALL	0- 1	0- 1	3- 7				
2- 3	0- 0	0- 0	HOME	0- 0	0- 0	2- 3				
1- 7	0- 2	0- 0	AWAY	0- 1	0- 1	1- 3				
0- 1	0- 0	0- 0	NEUTRAL	0- 0	0- 0	0- 1				
1- 8	0- 2	0- 0	NON-CONFERENCE	0- 1	0- 1	1- 4				
1- 2	0- 0	0- 0	HOME	0- 0	0- 0	1- 2				
0- 6	0- 2	0- 0	AWAY	0- 1	0- 1	0- 2				
0- 0	0- 0	0- 0	NEUTRAL	0- 0	0- 0	0- 0				
2- 3	0- 0	0- 0	CONFERENCE	0- 0	0- 0	2- 3				
1- 1	0- 0	0- 0	HOME	0- 0	0- 0	1- 1				
1- 1	0- 0	0- 0	AWAY	0- 0	0- 0	1- 1				
0- 1	0- 0	0- 0	NEUTRAL	0- 0	0- 0	0- 1				

RPI 1-25				RPI 26-50				RPI 51-100				RPI 101+ Team's RPI: 308			
RPI	S	Opponent	Score	RPI	S	Opponent	Score	RPI	S	Opponent	Score	RPI	S	Opponent	Score
1	A	South Carolina	43 103					86	A	South Fla.	29 80	118	A	Wisconsin	67 85
14	A	DePaul	76 105									159	A	Jackson St.	62 94
												162	H	North Ala.	60 81
												165	H	Samford	48 83
												177	A	Clemson	43 76
												275	N	Alabama A&M	48 75
												279	A	Ole Miss	66 93
												298	H	Jacksonville St.	68 63
												305	H	Ark.-Pine Bluff	62 73
												339	A	Grambling	73 59
												351	H	Mississippi Val.	77 64
LAST 10 Division I															
		275	N	Alabama A&M	48	75				279	A	Ole Miss	66	93	
		305	H	Ark.-Pine Bluff	62	73				162	H	North Ala.	60	81	
		351	H	Mississippi Val.	77	64				14	A	DePaul	76	105	
		339	A	Grambling	73	59				118	A	Wisconsin	67	85	
		159	A	Jackson St.	62	94				86	A	South Fla.	29	80	

Non-Div I Games: Mobile 76 66 Paine 84 58

Alabama St.

Loss, Non-Conf, S Site, H Home A Away N Neutral

Albany (NY)

Through Games Of Jan. 23, 2020

Average RPI Win:	260	WON-LOST	WINNING	LAST 10	STRENGTH OF	OPP. STRENGTH	TEAM	ADJ.	CONF.	ADJ CONF.
Average RPI Loss:	219	RECORD	PCT. RANK	GAMES	SCHEDULE	OF SCHEDULE	RPI	RPI	RPI	RPI
DIV. I ONLY	5- 13	282	2-8	294	333	319	319	28	28	
DIV. I NON-CONF.	3- 9	279	0-4	335	317	333	333	29	29	
TOTALS	RPI 1-25	RPI 26-50	W-L RECORDS	RPI 51-100	RPI 101-150	RPI 150+				
5- 13	0- 0	0- 0	OVERALL	0- 2	0- 1	5- 10				
3- 7	0- 0	0- 0	HOME	0- 1	0- 0	3- 6				
2- 6	0- 0	0- 0	AWAY	0- 1	0- 1	2- 4				
0- 0	0- 0	0- 0	NEUTRAL	0- 0	0- 0	0- 0				
3- 9	0- 0	0- 0	NON-CONFERENCE	0- 1	0- 1	3- 7				
1- 5	0- 0	0- 0	HOME	0- 0	0- 0	1- 5				
2- 4	0- 0	0- 0	AWAY	0- 1	0- 1	2- 2				
0- 0	0- 0	0- 0	NEUTRAL	0- 0	0- 0	0- 0				
2- 4	0- 0	0- 0	CONFERENCE	0- 1	0- 0	2- 3				
2- 2	0- 0	0- 0	HOME	0- 1	0- 0	2- 1				
0- 2	0- 0	0- 0	AWAY	0- 0	0- 0	0- 2				
0- 0	0- 0	0- 0	NEUTRAL	0- 0	0- 0	0- 0				

RPI S	Opponent	Score	RPI S	Opponent	Score	RPI S	Opponent	Score	RPI S	Opponent	Score
						77	A Marist	52 76	118	A Syracuse	53 75
						95	H Stony Brook	53 73	155	H Columbia	82 78
									156	H Cornell	51 71
									192	H Binghamton	56 53
									209	H Boston U.	58 60
									225	H Lafayette	47 54
									232	A Maine	49 60
									233	A UMass Lowell	51 53
									277	H Vermont	58 49
									278	H New Hampshire	47 48
									294	H Monmouth	41 53
									306	H St. Francis Brooklyn	41 49
									307	A Siena	46 52
									321	A Bryant	55 68
									329	A Canisius	70 53
									345	A Central Conn. St.	73 63
LAST 10 Division I											
233	A UMass Lowell	51 53	277	H Vermont	58 49						
95	H Stony Brook	53 73	294	H Monmouth	41 53						
278	H New Hampshire	47 48	321	A Bryant	55 68						
232	A Maine	49 60	306	H St. Francis Brooklyn	41 49						
192	H Binghamton	56 53	307	A Siena	46 52						







































Non-Div I Games: FDU-Florham 81 21

Albany (NY)

Loss, Non-Conf, S Site, H Home A Away N Neutral







Average RPI Win: <b>330</b>	WON-LOST	WINNING	LAST 10	STRENGTH OF	OPP. STRENGTH	TEAM	ADJ.	CONF.	ADJ CONF.
Average RPI Loss: <b>189</b>	RECORD	PCT. RANK	GAMES	SCHEDULE	OF SCHEDULE	RPI	RPI	RPI	RPI
DIV. I ONLY	6- 10	240	5-5	349	290	310	310	31	31
DIV. I NON-CONF.	2- 8	295	1-3	319	303	331	331	28	28
TOTALS	RPI 1-25	RPI 26-50	W-L RECORDS	RPI 51-100	RPI 101-150	RPI 150+			
6- 10	0- 0	0- 0	OVERALL	0- 1	0- 2	6- 7			
2- 2	0- 0	0- 0	HOME	0- 0	0- 1	2- 1			
4- 6	0- 0	0- 0	AWAY	0- 1	0- 1	4- 4			
0- 2	0- 0	0- 0	NEUTRAL	0- 0	0- 0	0- 2			
2- 8	0- 0	0- 0	NON-CONFERENCE	0- 0	0- 2	2- 6			
1- 1	0- 0	0- 0	HOME	0- 0	0- 1	1- 0			
1- 5	0- 0	0- 0	AWAY	0- 0	0- 1	1- 4			
0- 2	0- 0	0- 0	NEUTRAL	0- 0	0- 0	0- 2			
4- 2	0- 0	0- 0	CONFERENCE	0- 1	0- 0	4- 1			
1- 1	0- 0	0- 0	HOME	0- 0	0- 0	1- 1			
3- 1	0- 0	0- 0	AWAY	0- 1	0- 0	3- 0			
0- 0	0- 0	0- 0	NEUTRAL	0- 0	0- 0	0- 0			

RPI 1-25			RPI 26-50			RPI 51-100			RPI 101+			Team's RPI: 310
RPI	S	Opponent	Score	RPI	S	Opponent	Score	RPI	S	Opponent	Score	
						96  Texas Southern	70  105	132  UAB			65  86	
								149  SFA			62  67	
								159  Jackson St.			67  83	
								164  Memphis			51  57	
								177 N Clemson			46  77	
								218  UTEP			47  92	
								230  North Texas			31  67	
								279 N Ole Miss			55  73	
								283  Texas St.			59  67	
								301  Prairie View			68 63	
								305  Ark.-Pine Bluff			77 75	
								335  Tennessee St.			62 57	
								339  Grambling			80 54	
								350  Florida A&M			58 42	
								351  Mississippi Val.			81 67	
LAST 10 Division I												
305  Ark.-Pine Bluff			77 75	301  Prairie View			68 63					
351  Mississippi Val.			81 67	283  Texas St.			59  67					
339  Grambling			80 54	132  UAB			65  86					
159  Jackson St.			67  83	350  Florida A&M			58 42					
96  Texas Southern			70  105	177 N Clemson			46  77					

Non-Div I Games:      Tougaloo                      85    61                      Louisiana Col.                      86    50

Alcorn





 Loss,  Non-Conf, S Site,  Home  Away N Neutral

Average RPI Win: <b>200</b>	WON-LOST	WINNING	LAST 10	STRENGTH OF	OPP. STRENGTH	TEAM	ADJ.	CONF.	ADJ CONF.
Average RPI Loss: <b>126</b>	RECORD	PCT. RANK	GAMES	SCHEDULE	OF SCHEDULE	RPI	RPI	RPI	RPI
DIV. I ONLY	7- 10	218	5-5	124	154	196	196	15	15
DIV. I NON-CONF.	4- 6	212	2-1	165	117	202	202	15	15
TOTALS	RPI 1-25	RPI 26-50	W-L RECORDS	RPI 51-100	RPI 101-150	RPI 150+			
7- 10	0- 0	0- 0	OVERALL	2- 4	0- 2	5- 4			
6- 2	0- 0	0- 0	HOME	2- 1	0- 1	4- 0			
1- 7	0- 0	0- 0	AWAY	0- 2	0- 1	1- 4			
0- 1	0- 0	0- 0	NEUTRAL	0- 1	0- 0	0- 0			
4- 6	0- 0	0- 0	NON-CONFERENCE	1- 3	0- 0	3- 3			
3- 1	0- 0	0- 0	HOME	1- 1	0- 0	2- 0			
1- 4	0- 0	0- 0	AWAY	0- 1	0- 0	1- 3			
0- 1	0- 0	0- 0	NEUTRAL	0- 1	0- 0	0- 0			
3- 4	0- 0	0- 0	CONFERENCE	1- 1	0- 2	2- 1			
3- 1	0- 0	0- 0	HOME	1- 0	0- 1	2- 0			
0- 3	0- 0	0- 0	AWAY	0- 1	0- 1	0- 1			
0- 0	0- 0	0- 0	NEUTRAL	0- 0	0- 0	0- 0			

RPI 1-25				RPI 26-50				RPI 51-100				RPI 101+				Team's RPI: 196	
RPI	S	Opponent	Score	RPI	S	Opponent	Score	RPI	S	Opponent	Score	RPI	S	Opponent	Score		
								51	A	Bucknell	43 68	112	A	Holy Cross	59 72		
								67	H	Minnesota	53 70	114	H	Lehigh	63 64		
								75	A	Ohio	69 81	152	H	George Washington	66 53		
								80	N	Buffalo	55 73	171	A	Towson	60 63		
								90	H	Villanova	76 54	173	A	Saint Joseph's	51 72		
								92	H	Colgate	63 61	204	A	George Mason	55 73		
												209	A	Boston U.	44 59		
												243	H	High Point	56 48		
												255	A	Radford	59 55		
												281	H	Army West Point	73 57		
												285	H	Loyola Maryland	63 44		
LAST 10 Division I																	
				285	H	Loyola Maryland	63 44					209	A	Boston U.	44 59		
				112	A	Holy Cross	59 72					92	H	Colgate	63 61		
				51	A	Bucknell	43 68					152	H	George Washington	66 53		
				114	H	Lehigh	63 64					255	A	Radford	59 55		
				281	H	Army West Point	73 57					67	H	Minnesota	53 70		

Non-Div I Games:

American

 Loss, 
  Non-Conf, 
 S Site, 
  Home 
  Away 
 N Neutral

## Appalachian St.

## Through Games Of Jan. 23, 2020

Average RPI Win:	310	WON-LOST	WINNING	LAST 10	STRENGTH OF	OPP. STRENGTH	TEAM	ADJ.	CONF.	ADJ CONF.
Average RPI Loss:	138	RECORD	PCT. RANK	GAMES	SCHEDULE	OF SCHEDULE	RPI	RPI	RPI	RPI
DIV. I ONLY	4- 13	300	2-8	144	233	266	266	22	22	
DIV. I NON-CONF.	3- 8	268	1-3	187	232	257	257	21	21	
TOTALS	RPI 1-25	RPI 26-50	W-L RECORDS	RPI 51-100	RPI 101-150	RPI 150+				
4- 13	0- 1	0- 0	OVERALL	0- 2	0- 5	4- 5				
2- 4	0- 0	0- 0	HOME	0- 0	0- 2	2- 2				
1- 8	0- 1	0- 0	AWAY	0- 2	0- 3	1- 2				
1- 1	0- 0	0- 0	NEUTRAL	0- 0	0- 0	1- 1				
3- 8	0- 1	0- 0	NON-CONFERENCE	0- 1	0- 3	3- 3				
1- 2	0- 0	0- 0	HOME	0- 0	0- 0	1- 2				
1- 5	0- 1	0- 0	AWAY	0- 1	0- 3	1- 0				
1- 1	0- 0	0- 0	NEUTRAL	0- 0	0- 0	1- 1				
1- 5	0- 0	0- 0	CONFERENCE	0- 1	0- 2	1- 2				
1- 2	0- 0	0- 0	HOME	0- 0	0- 2	1- 0				
0- 3	0- 0	0- 0	AWAY	0- 1	0- 0	0- 2				
0- 0	0- 0	0- 0	NEUTRAL	0- 0	0- 0	0- 0				

RPI 1-25				RPI 26-50				RPI 51-100				RPI 101+ Team's RPI: 266			
RPI	S	Opponent	Score	RPI	S	Opponent	Score	RPI	S	Opponent	Score	RPI	S	Opponent	Score
1	A	South Carolina	50 92					54	A	Michigan	35 62	101	H	Coastal Caro.	53 80
								70	A	Troy	55 84	102	A	UNC Greensboro	47 54
												104	H	UT Arlington	60 82
												107	A	Elon	66 67
												121	A	VCU	38 66
												180	N	Bethune-Cookman	44 61
												220	H	Gardner-Webb	56 67
												234	H	ETSU	61 67
												241	A	Arkansas St.	58 76
												254	A	South Alabama	66 81
												283	H	Texas St.	73 65
												299	A	Wofford	54 51
												328	H	Mercer	77 68
												329	N	Canisius	74 57
LAST 10 Division I															
				101	H	Coastal Caro.	53 80	254	A	South Alabama	66 81				
				241	A	Arkansas St.	58 76	102	A	UNC Greensboro	47 54				
				283	H	Texas St.	73 65	329	N	Canisius	74 57				
				104	H	UT Arlington	60 82	180	N	Bethune-Cookman	44 61				
				70	A	Troy	55 84	54	A	Michigan	35 62				

Non-Div I Games:

Appalachian St.

■ Loss, 
 ■ Non-Conf, 
 ■ S Site, 
 ■ Home 
 ■ Away 
 N Neutral

Average RPI Win:	195	WON-LOST	WINNING	LAST 10	STRENGTH OF	OPP. STRENGTH	TEAM	ADJ.	CONF.	ADJ CONF.
Average RPI Loss:	8	RECORD	PCT. RANK	GAMES	SCHEDULE	OF SCHEDULE	RPI	RPI	RPI	RPI
DIV. I ONLY	15- 3	24	7-3	131	76	43	43	1	1	
DIV. I NON-CONF.	11- 0	1	3-0	333	261	85	85	1	1	
TOTALS	RPI 1-25	RPI 26-50	W-L RECORDS	RPI 51-100	RPI 101-150	RPI 150+				
15- 3	0- 3	2- 0	OVERALL	2- 0	1- 0	10- 0				
7- 2	0- 2	0- 0	HOME	0- 0	0- 0	7- 0				
8- 1	0- 1	2- 0	AWAY	2- 0	1- 0	3- 0				
0- 0	0- 0	0- 0	NEUTRAL	0- 0	0- 0	0- 0				
11- 0	0- 0	1- 0	NON-CONFERENCE	0- 0	0- 0	10- 0				
7- 0	0- 0	0- 0	HOME	0- 0	0- 0	7- 0				
4- 0	0- 0	1- 0	AWAY	0- 0	0- 0	3- 0				
0- 0	0- 0	0- 0	NEUTRAL	0- 0	0- 0	0- 0				
4- 3	0- 3	1- 0	CONFERENCE	2- 0	1- 0	0- 0				
0- 2	0- 2	0- 0	HOME	0- 0	0- 0	0- 0				
4- 1	0- 1	1- 0	AWAY	2- 0	1- 0	0- 0				
0- 0	0- 0	0- 0	NEUTRAL	0- 0	0- 0	0- 0				

RPI 1-25				RPI 26-50				Team's RPI: 43				RPI 51-100				RPI 101+			
RPI	S	Opponent	Score	RPI	S	Opponent	Score	RPI	S	Opponent	Score	RPI	S	Opponent	Score	RPI	S	Opponent	Score
7	H	Oregon	64 71	27	A	Arizona St.	58 53	73	A	Washington St.	74 67	106	A	Washington	66 58				
8	A	UCLA	58 70	44	A	Texas	83 58	85	A	Southern California	65 57	170	H	Santa Clara	65 52				
9	H	Oregon St.	61 63									186	H	North Dakota	74 42				
												187	A	Montana	77 42				
												218	A	UTEP	54 43				
												261	H	UC Riverside	70 27				
												289	H	UC Santa Barbara	61 42				
												294	H	Monmouth	86 34				
												301	H	Prairie View	83 48				
												335	H	Tennessee St.	77 42				
												347	A	Chicago St.	82 50				
LAST 10 Division I																			
106	A	Washington	66 58	85	A	Southern California	65 57	27	A	Arizona St.	58 53	289	H	UC Santa Barbara	61 42				
73	A	Washington St.	74 67	7	H	Oregon	64 71	335	H	Tennessee St.	77 42	218	A	UTEP	54 43				
7	H	Oregon	64 71	9	H	Oregon St.	61 63												
9	H	Oregon St.	61 63	8	A	UCLA	58 70												

Non-Div I Games:

Arizona

Loss, Non-Conf, S Site, H Home A Away N Neutral



## Ark.-Pine Bluff

Through Games Of Jan. 23, 2020

Average RPI Win:	330	WON-LOST	WINNING	LAST 10	STRENGTH OF	OPP. STRENGTH	TEAM	ADJ.	CONF.	ADJ CONF.
Average RPI Loss:	175	RECORD	PCT. RANK	GAMES	SCHEDULE	OF SCHEDULE	RPI	RPI	RPI	RPI
DIV. I ONLY	2- 12	327	2-8	254	314	305	305	31	31	
DIV. I NON-CONF.	0- 9	338	0-5	69	198	307	307	28	28	
TOTALS	RPI 1-25	RPI 26-50	W-L RECORDS	RPI 51-100	RPI 101-150	RPI 150+				
2- 12	0- 0	0- 0	OVERALL	0- 3	0- 3	2- 6				
0- 2	0- 0	0- 0	HOME	0- 0	0- 0	0- 2				
2- 10	0- 0	0- 0	AWAY	0- 3	0- 3	2- 4				
0- 0	0- 0	0- 0	NEUTRAL	0- 0	0- 0	0- 0				
0- 9	0- 0	0- 0	NON-CONFERENCE	0- 3	0- 3	0- 3				
0- 0	0- 0	0- 0	HOME	0- 0	0- 0	0- 0				
0- 9	0- 0	0- 0	AWAY	0- 3	0- 3	0- 3				
0- 0	0- 0	0- 0	NEUTRAL	0- 0	0- 0	0- 0				
2- 3	0- 0	0- 0	CONFERENCE	0- 0	0- 0	2- 3				
0- 2	0- 0	0- 0	HOME	0- 0	0- 0	0- 2				
2- 1	0- 0	0- 0	AWAY	0- 0	0- 0	2- 1				
0- 0	0- 0	0- 0	NEUTRAL	0- 0	0- 0	0- 0				

RPI 1-25			RPI 26-50			RPI 51-100			RPI 101+			Team's RPI: 305
RPI	S	Opponent	Score	RPI	S	Opponent	Score	RPI	S	Opponent	Score	
						58 A Tennessee	51 92	101 A Coastal Caro.		69 76		
						63 A Iowa St.	40 90	143 A Illinois		50 65		
						73 A Washington St.	56 85	148 A Wichita St.		50 100		
								167 A Texas Tech		55 81		
								241 A Arkansas St.		60 81		
								244 H Southern U.		43 70		
								275 A Alabama A&M		55 74		
								280 A Milwaukee		55 69		
								308 A Alabama St.		73 62		
								310 H Alcorn		75 77		
								351 A Mississippi Val.		80 77		
LAST 10 Division I												
						310 H Alcorn	75 77	167 A Texas Tech		55 81		
						244 H Southern U.	43 70	148 A Wichita St.		50 100		
						308 A Alabama St.	73 62	241 A Arkansas St.		60 81		
						275 A Alabama A&M	55 74	73 A Washington St.		56 85		
						351 A Mississippi Val.	80 77	63 A Iowa St.		40 90		

Non-Div I Games: Philander Smith 66 54

Ark.-Pine Bluff

■ Loss, 
 ■ Non-Conf, 
 ■ S Site, 
 ■ H Home 
 ■ A Away 
 N Neutral

## Arkansas

Through Games Of Jan. 23, 2020

Average RPI Win:	165	WON-LOST	WINNING	LAST 10	STRENGTH OF	OPP. STRENGTH	TEAM	ADJ.	CONF.	ADJ CONF.
Average RPI Loss:	47	RECORD	PCT. RANK	GAMES	SCHEDULE	OF SCHEDULE	RPI	RPI	RPI	RPI
DIV. I ONLY	15- 4	33	7-3	99	39	47	47	4	4	
DIV. I NON-CONF.	12- 1	9	4-0	191	119	33	33	5	5	
TOTALS	RPI 1-25	RPI 26-50	W-L RECORDS	RPI 51-100	RPI 101-150	RPI 150+				
15- 4	0- 2	0- 0	OVERALL	4- 1	5- 1	6- 0				
11- 2	0- 1	0- 0	HOME	3- 1	2- 0	6- 0				
2- 2	0- 1	0- 0	AWAY	1- 0	1- 1	0- 0				
2- 0	0- 0	0- 0	NEUTRAL	0- 0	2- 0	0- 0				
12- 1	0- 0	0- 0	NON-CONFERENCE	3- 0	3- 1	6- 0				
10- 0	0- 0	0- 0	HOME	3- 0	1- 0	6- 0				
0- 1	0- 0	0- 0	AWAY	0- 0	0- 1	0- 0				
2- 0	0- 0	0- 0	NEUTRAL	0- 0	2- 0	0- 0				
3- 3	0- 2	0- 0	CONFERENCE	1- 1	2- 0	0- 0				
1- 2	0- 1	0- 0	HOME	0- 1	1- 0	0- 0				
2- 1	0- 1	0- 0	AWAY	1- 0	1- 0	0- 0				
0- 0	0- 0	0- 0	NEUTRAL	0- 0	0- 0	0- 0				

RPI 1-25				RPI 26-50		Team's RPI: 47		RPI 51-100				RPI 101+			
RPI	S	Opponent	Score	RPI	S	Opponent	Score	RPI	S	Opponent	Score	RPI	S	Opponent	Score
1	A	South Carolina	82 91					65	A	Vanderbilt	100 66	103	A	California	80 84
17	H	Texas A&M	77 84					68	H	Georgia	55 64	116	N	Fordham	71 59
								78	H	Belmont	91 60	118	N	Wisconsin	68 64
								81	H	UT Martin	96 46	140	H	New Orleans	82 52
								95	H	Stony Brook	88 58	147	A	Auburn	86 70
												150	H	Missouri	90 73
												176	H	Kansas St.	81 72
												188	H	Little Rock	86 53
												205	H	Tulsa	91 41
												257	H	Oral Roberts	96 64
												324	H	McNeese	101 58
												337	H	Northwestern St.	99 39
LAST 10 Division I															
68	H	Georgia	55 64	17	H	Texas A&M	77 84	81	H	UT Martin	96 46				
65	A	Vanderbilt	100 66					188	H	Little Rock	86 53				
150	H	Missouri	90 73					337	H	Northwestern St.	99 39				
1	A	South Carolina	82 91					205	H	Tulsa	91 41				
147	A	Auburn	86 70												

Non-Div I Games:

Arkansas

■ Loss, 
 ■ Non-Conf, 
 ■ S Site, 
 ■ H Home 
 ■ A Away 
 N Neutral

Average RPI Win:	290	WON-LOST	WINNING	LAST 10	STRENGTH OF	OPP. STRENGTH	TEAM	ADJ.	CONF.	ADJ CONF.
Average RPI Loss:	143	RECORD	PCT. RANK	GAMES	SCHEDULE	OF SCHEDULE	RPI	RPI	RPI	RPI
DIV. I ONLY	6- 11	255	4-6	225	212	241	241	22	22	
DIV. I NON-CONF.	2- 8	295	0-3	122	237	253	253	21	21	
TOTALS	RPI 1-25	RPI 26-50	W-L RECORDS	RPI 51-100	RPI 101-150	RPI 150+				
6- 11	0- 2	0- 0	OVERALL	0- 0	0- 3	6- 6				
4- 1	0- 0	0- 0	HOME	0- 0	0- 0	4- 1				
2- 9	0- 2	0- 0	AWAY	0- 0	0- 2	2- 5				
0- 1	0- 0	0- 0	NEUTRAL	0- 0	0- 1	0- 0				
2- 8	0- 2	0- 0	NON-CONFERENCE	0- 0	0- 1	2- 5				
1- 1	0- 0	0- 0	HOME	0- 0	0- 0	1- 1				
1- 6	0- 2	0- 0	AWAY	0- 0	0- 0	1- 4				
0- 1	0- 0	0- 0	NEUTRAL	0- 0	0- 1	0- 0				
4- 3	0- 0	0- 0	CONFERENCE	0- 0	0- 2	4- 1				
3- 0	0- 0	0- 0	HOME	0- 0	0- 0	3- 0				
1- 3	0- 0	0- 0	AWAY	0- 0	0- 2	1- 1				
0- 0	0- 0	0- 0	NEUTRAL	0- 0	0- 0	0- 0				

RPI 1-25				RPI 26-50				RPI 51-100				RPI 101+ Team's RPI: 241			
RPI	S	Opponent	Score	RPI	S	Opponent	Score	RPI	S	Opponent	Score	RPI	S	Opponent	Score
11	A	Baylor	43 <b>111</b>									104	A	UT Arlington	44 <b>71</b>
14	A	DePaul	64 <b>109</b>									127	N	N.C. A&T	50 <b>55</b>
												131	A	Louisiana	43 <b>83</b>
												164	A	Memphis	50 <b>78</b>
												178	H	Southeast Mo. St.	67 <b>79</b>
												188	A	Little Rock	58 <b>67</b>
												205	A	Tulsa	77 <b>79</b>
												216	A	Murray St.	62 <b>77</b>
												238	A	Louisiana Tech	54 <b>67</b>
												266	H	Appalachian St.	76 58
												273	A	San Diego St.	71 62
												283	A	Texas St.	56 53
												296	H	Ga. Southern	69 62
												305	H	Ark.-Pine Bluff	81 60
												317	H	Georgia St.	70 68
LAST 10 Division I															
131	A	Louisiana	43 <b>83</b>	283	A	Texas St.	56 53								
188	A	Little Rock	58 <b>67</b>	104	A	UT Arlington	44 <b>71</b>								
266	H	Appalachian St.	76 58	238	A	Louisiana Tech	54 <b>67</b>								
296	H	Ga. Southern	69 62	11	A	Baylor	43 <b>111</b>								
317	H	Georgia St.	70 68	164	A	Memphis	50 <b>78</b>								

Non-Div I Games: Central Baptist 88 63

Arkansas St.

■ Loss, 
 ■ Non-Conf, 
 ■ S Site, 
 ■ Home 
 ■ A Away 
 N Neutral



Army West Point

Through Games Of Jan. 23, 2020

Average RPI Win:	287	WON-LOST	WINNING	LAST 10	STRENGTH OF	OPP. STRENGTH	TEAM	ADJ.	CONF.	ADJ CONF.
Average RPI Loss:	154	RECORD	PCT. RANK	GAMES	SCHEDULE	OF SCHEDULE	RPI	RPI	RPI	RPI
DIV. I ONLY	5- 13	282	2-8	187	275	281	281	15	15	
DIV. I NON-CONF.	4- 7	225	1-2	235	321	258	258	15	15	
TOTALS	RPI 1-25	RPI 26-50	W-L RECORDS	RPI 51-100	RPI 101-150	RPI 150+				
5- 13	0- 0	0- 3	OVERALL	0- 2	1- 0	4- 8				
3- 6	0- 0	0- 1	HOME	0- 1	1- 0	2- 4				
2- 7	0- 0	0- 2	AWAY	0- 1	0- 0	2- 4				
0- 0	0- 0	0- 0	NEUTRAL	0- 0	0- 0	0- 0				
4- 7	0- 0	0- 3	NON-CONFERENCE	0- 0	0- 0	4- 4				
2- 3	0- 0	0- 1	HOME	0- 0	0- 0	2- 2				
2- 4	0- 0	0- 2	AWAY	0- 0	0- 0	2- 2				
0- 0	0- 0	0- 0	NEUTRAL	0- 0	0- 0	0- 0				
1- 6	0- 0	0- 0	CONFERENCE	0- 2	1- 0	0- 4				
1- 3	0- 0	0- 0	HOME	0- 1	1- 0	0- 2				
0- 3	0- 0	0- 0	AWAY	0- 1	0- 0	0- 2				
0- 0	0- 0	0- 0	NEUTRAL	0- 0	0- 0	0- 0				

RPI S	Opponent	Score	RPI S	Opponent	Score	RPI S	Opponent	Score	RPI S	Opponent	Score	Team's RPI: 281
26	H TCU	52 66	51	H Bucknell	52 63	112	H Holy Cross	61 48	155	H Columbia	62 71	
27	A Arizona St.	51 83	92	A Colgate	93 100	157	H William & Mary	65 77	196	A American	57 73	
48	A St. John's (NY)	60 96				209	H Boston U.	66 72	219	A Manhattan	56 86	
						225	H Lafayette	52 57	285	A Loyola Maryland	59 68	
						306	A St. Francis Brooklyn	64 70	315	A Air Force	68 66	
						321	H Bryant	81 75	338	A Fairleigh Dickinson	70 68	
						348	H LIU Brooklyn	67 60				
LAST 10 Division I												
225	H Lafayette	52 57	92	A Colgate	93 100							
285	A Loyola Maryland	59 68	51	H Bucknell	52 63							
112	H Holy Cross	61 48	321	H Bryant	81 75							
209	H Boston U.	66 72	219	A Manhattan	56 86							
196	A American	57 73	48	A St. John's (NY)	60 96							

Non-Div I Games:

Army West Point

Loss, Non-Conf, S Site, H Home A Away N Neutral

Average RPI Win: <b>224</b>	WON-LOST	WINNING	LAST 10	STRENGTH OF	OPP. STRENGTH	TEAM	ADJ.	CONF.	ADJ CONF.
Average RPI Loss: <b>68</b>	RECORD	PCT. RANK	GAMES	SCHEDULE	OF SCHEDULE	RPI	RPI	RPI	RPI
DIV. I ONLY	7- 10	218	4-6	38	95	147	147	4	4
DIV. I NON-CONF.	6- 5	151	3-1	42	187	91	91	5	5
TOTALS	RPI 1-25	RPI 26-50	W-L RECORDS	RPI 51-100	RPI 101-150	RPI 150+			
7- 10	0- 0	0- 4	OVERALL	1- 4	0- 2	6- 0			
5- 4	0- 0	0- 2	HOME	0- 1	0- 1	5- 0			
1- 4	0- 0	0- 1	AWAY	0- 2	0- 1	1- 0			
1- 2	0- 0	0- 1	NEUTRAL	1- 1	0- 0	0- 0			
6- 5	0- 0	0- 3	NON-CONFERENCE	1- 1	0- 1	5- 0			
4- 1	0- 0	0- 1	HOME	0- 0	0- 0	4- 0			
1- 2	0- 0	0- 1	AWAY	0- 0	0- 1	1- 0			
1- 2	0- 0	0- 1	NEUTRAL	1- 1	0- 0	0- 0			
1- 5	0- 0	0- 1	CONFERENCE	0- 3	0- 1	1- 0			
1- 3	0- 0	0- 1	HOME	0- 1	0- 1	1- 0			
0- 2	0- 0	0- 0	AWAY	0- 2	0- 0	0- 0			
0- 0	0- 0	0- 0	NEUTRAL	0- 0	0- 0	0- 0			

RPI 1-25				RPI 26-50				RPI 51-100				RPI 101+ Team's RPI: 147			
RPI	S	Opponent	Score	RPI	S	Opponent	Score	RPI	S	Opponent	Score	RPI	S	Opponent	Score
				26	A	TCU	65 80	59	N	Middle Tenn.	50 73	132	A	UAB	75 80
				35	N	Drake	82 83	65	A	Vanderbilt	55 77	142	H	Florida	63 83
				37	H	Old Dominion	77 89	68	A	Georgia	50 61	173	H	Saint Joseph's	66 62
				47	H	Arkansas	70 86	69	H	Alabama	48 75	180	H	Bethune-Cookman	74 56
								87	N	Dayton	76 74	254	A	South Alabama	82 62
												279	H	Ole Miss	59 43
												298	H	Jacksonville St.	62 53
												299	H	Wofford	84 82
LAST 10 Division I															
				279	H	Ole Miss	59 43	65	A	Vanderbilt	55 77				
				68	A	Georgia	50 61	298	H	Jacksonville St.	62 53				
				69	H	Alabama	48 75	180	H	Bethune-Cookman	74 56				
				142	H	Florida	63 83	26	A	TCU	65 80				
				47	H	Arkansas	70 86	254	A	South Alabama	82 62				

Non-Div I Games:

Auburn

■ Loss, 
 ■ Non-Conf, 
 ■ S Site, 
 ■ H Home 
 ■ A Away 
 N Neutral

Average RPI Win:	263	WON-LOST	WINNING	LAST 10	STRENGTH OF	OPP. STRENGTH	TEAM	ADJ.	CONF.	ADJ CONF.
Average RPI Loss:	118	RECORD	PCT. RANK	GAMES	SCHEDULE	OF SCHEDULE	RPI	RPI	RPI	RPI
DIV. I ONLY	9- 7	143	5-5	245	288	166	166	20	20	
DIV. I NON-CONF.	7- 2	54	3-0	283	265	89	89	24	24	
TOTALS	RPI 1-25	RPI 26-50	W-L RECORDS	RPI 51-100	RPI 101-150	RPI 150+				
9- 7	0- 1	0- 0	OVERALL	1- 2	0- 2	8- 2				
3- 2	0- 0	0- 0	HOME	1- 1	0- 0	2- 1				
5- 5	0- 1	0- 0	AWAY	0- 1	0- 2	5- 1				
1- 0	0- 0	0- 0	NEUTRAL	0- 0	0- 0	1- 0				
7- 2	0- 1	0- 0	NON-CONFERENCE	1- 0	0- 1	6- 0				
2- 0	0- 0	0- 0	HOME	1- 0	0- 0	1- 0				
4- 2	0- 1	0- 0	AWAY	0- 0	0- 1	4- 0				
1- 0	0- 0	0- 0	NEUTRAL	0- 0	0- 0	1- 0				
2- 5	0- 0	0- 0	CONFERENCE	0- 2	0- 1	2- 2				
1- 2	0- 0	0- 0	HOME	0- 1	0- 0	1- 1				
1- 3	0- 0	0- 0	AWAY	0- 1	0- 1	1- 1				
0- 0	0- 0	0- 0	NEUTRAL	0- 0	0- 0	0- 0				

RPI 1-25				RPI 26-50				RPI 51-100				RPI 101+ Team's RPI: 166			
RPI	S	Opponent	Score	RPI	S	Opponent	Score	RPI	S	Opponent	Score	RPI	S	Opponent	Score
20	A	Kentucky	52 81					81	A	UT Martin	61 65	143	A	Illinois	62 76
								81	H	UT Martin	61 69	145	A	Tennessee Tech	49 58
								83	H	Illinois St.	77 72	178	A	Southeast Mo. St.	43 81
												178	H	Southeast Mo. St.	66 79
												192	N	Binghamton	80 63
												208	A	Chattanooga	50 49
												275	A	Alabama A&M	67 61
												298	A	Jacksonville St.	63 57
												300	A	FIU	58 56
												326	H	Evansville	80 64
												335	H	Tennessee St.	76 58
												351	A	Mississippi Val.	100 82
LAST 10 Division I															
335	H	Tennessee St.	76 58	81	H	UT Martin	61 69	178	H	Southeast Mo. St.	66 79				
81	A	UT Martin	61 65	83	H	Illinois St.	77 72	300	A	FIU	58 56				
178	A	Southeast Mo. St.	43 81	192	N	Binghamton	80 63								
298	A	Jacksonville St.	63 57												
145	A	Tennessee Tech	49 58												

Non-Div I Games: Christian Bros. 82 62 Ky. Wesleyan 103 70

Austin Peay

Average RPI Win:	197	WON-LOST	WINNING	LAST 10	STRENGTH OF	OPP. STRENGTH	TEAM	ADJ.	CONF.	ADJ CONF.
Average RPI Loss:	66	RECORD	PCT. RANK	GAMES	SCHEDULE	OF SCHEDULE	RPI	RPI	RPI	RPI
DIV. I ONLY	10- 7	121	7-3	50	102	66	66	11	11	
DIV. I NON-CONF.	4- 5	195	1-1	29	85	92	92	11	11	
TOTALS	RPI 1-25	RPI 26-50	W-L RECORDS	RPI 51-100	RPI 101-150	RPI 150+				
10- 7	0- 2	0- 1	OVERALL	1- 2	3- 2	6- 0				
4- 3	0- 1	0- 0	HOME	0- 0	1- 2	3- 0				
5- 3	0- 0	0- 1	AWAY	1- 2	1- 0	3- 0				
1- 1	0- 1	0- 0	NEUTRAL	0- 0	1- 0	0- 0				
4- 5	0- 1	0- 1	NON-CONFERENCE	1- 2	1- 1	2- 0				
2- 1	0- 0	0- 0	HOME	0- 0	0- 1	2- 0				
1- 3	0- 0	0- 1	AWAY	1- 2	0- 0	0- 0				
1- 1	0- 1	0- 0	NEUTRAL	0- 0	1- 0	0- 0				
6- 2	0- 1	0- 0	CONFERENCE	0- 0	2- 1	4- 0				
2- 2	0- 1	0- 0	HOME	0- 0	1- 1	1- 0				
4- 0	0- 0	0- 0	AWAY	0- 0	1- 0	3- 0				
0- 0	0- 0	0- 0	NEUTRAL	0- 0	0- 0	0- 0				

RPI 1-25				RPI 26-50				RPI 51-100				RPI 101+			
RPI	S	Opponent	Score	RPI	S	Opponent	Score	RPI	S	Opponent	Score	RPI	S	Opponent	Score
9	N	Oregon St.	34 65	27	A	Arizona St.	52 60	73	A	Washington St.	50 67	113	H	Utah	73 77
10	H	Gonzaga	43 55					89	A	Fresno St.	71 65	117	A	Pacific	76 66
								100	A	Boise St.	55 66	128	H	Portland	48 57
												136	N	San Jose St.	75 56
												146	H	San Diego	52 36
												169	A	Saint Mary's (CA)	65 55
												226	H	San Francisco	57 44
												240	A	Pepperdine	65 47
												259	A	LMU (CA)	59 44
												267	H	Utah St.	67 50
												320	H	Utah Valley	71 57
LAST 10 Division I															
226	H	San Francisco	57 44	10	H	Gonzaga	43 55	240	A	Pepperdine	65 47	259	A	LMU (CA)	59 44
169	A	Saint Mary's (CA)	65 55	9	N	Oregon St.	34 65	136	N	San Jose St.	75 56				
117	A	Pacific	76 66												
146	H	San Diego	52 36												
128	H	Portland	48 57												

Non-Div I Games: Tex. A&amp;M-Kingsville90 38

BYU

■ Loss, 
■ Non-Conf, 
■ S Site, 
■ H Home 
■ A Away 
N Neutral

Average RPI Win:	172	WON-LOST	WINNING	LAST 10	STRENGTH OF	OPP. STRENGTH	TEAM	ADJ.	CONF.	ADJ CONF.
Average RPI Loss:	70	RECORD	PCT. RANK	GAMES	SCHEDULE	OF SCHEDULE	RPI	RPI	RPI	RPI
DIV. I ONLY	11- 6	92	7-3	96	80	64	64	10	10	
DIV. I NON-CONF.	7- 4	100	3-1	177	71	101	101	10	10	
TOTALS	RPI 1-25	RPI 26-50	W-L RECORDS	RPI 51-100	RPI 101-150	RPI 150+				
11- 6	0- 1	0- 1	OVERALL	1- 2	4- 2	6- 0				
5- 1	0- 0	0- 1	HOME	1- 0	2- 0	2- 0				
3- 4	0- 1	0- 0	AWAY	0- 2	0- 1	3- 0				
3- 1	0- 0	0- 0	NEUTRAL	0- 0	2- 1	1- 0				
7- 4	0- 0	0- 1	NON-CONFERENCE	0- 1	3- 2	4- 0				
2- 1	0- 0	0- 1	HOME	0- 0	1- 0	1- 0				
2- 2	0- 0	0- 0	AWAY	0- 1	0- 1	2- 0				
3- 1	0- 0	0- 0	NEUTRAL	0- 0	2- 1	1- 0				
4- 2	0- 1	0- 0	CONFERENCE	1- 1	1- 0	2- 0				
3- 0	0- 0	0- 0	HOME	1- 0	1- 0	1- 0				
1- 2	0- 1	0- 0	AWAY	0- 1	0- 0	1- 0				
0- 0	0- 0	0- 0	NEUTRAL	0- 0	0- 0	0- 0				

RPI 1-25				RPI 26-50				RPI 51-100				RPI 101+			
RPI	S	Opponent	Score	RPI	S	Opponent	Score	RPI	S	Opponent	Score	RPI	S	Opponent	Score
22	A	Central Mich.	39 66	31	H	Western Ky.	86 91	53	A	IUPUI	48 65	110	H	Kent St.	66 62
								75	A	Ohio	71 79	111	H	Butler	74 70
								80	H	Buffalo	69 65	114	N	Lehigh	54 52
												115	N	Providence	52 51
												118	N	Wisconsin	56 67
												120	A	Cincinnati	56 63
												179	H	Eastern Mich.	59 54
												182	A	New Mexico	70 57
												197	A	Bowling Green	86 80
												214	H	Xavier	70 49
												259	N	LMU (CA)	77 72
												331	A	Purdue Fort Wayne	83 52
LAST 10 Division I															
80	H	Buffalo	69 65	110	H	Kent St.	66 62								
75	A	Ohio	71 79	182	A	New Mexico	70 57								
22	A	Central Mich.	39 66	115	N	Providence	52 51								
179	H	Eastern Mich.	59 54	259	N	LMU (CA)	77 72								
197	A	Bowling Green	86 80	31	H	Western Ky.	86 91								

Non-Div I Games: Urbana 84 49

Ball St.

■ Loss, 
 ■ Non-Conf, 
 ■ S Site, 
 ■ H Home 
 ■ A Away 
 N Neutral

Average RPI Win:	131	WON-LOST	WINNING	LAST 10	STRENGTH OF	OPP. STRENGTH	TEAM	ADJ.	CONF.	ADJ CONF.
Average RPI Loss:	1	RECORD	PCT. RANK	GAMES	SCHEDULE	OF SCHEDULE	RPI	RPI	RPI	RPI
DIV. I ONLY	16- 1	7	9-1	52	7	11	11	3	3	
DIV. I NON-CONF.	11- 1	13	4-1	151	16	27	27	4	4	
TOTALS	RPI 1-25	RPI 26-50	W-L RECORDS	RPI 51-100	RPI 101-150	RPI 150+				
16- 1	2- 1	4- 0	OVERALL	4- 0	0- 0	6- 0				
10- 0	0- 0	2- 0	HOME	2- 0	0- 0	6- 0				
4- 0	1- 0	2- 0	AWAY	1- 0	0- 0	0- 0				
2- 1	1- 1	0- 0	NEUTRAL	1- 0	0- 0	0- 0				
11- 1	2- 1	0- 0	NON-CONFERENCE	3- 0	0- 0	6- 0				
8- 0	0- 0	0- 0	HOME	2- 0	0- 0	6- 0				
1- 0	1- 0	0- 0	AWAY	0- 0	0- 0	0- 0				
2- 1	1- 1	0- 0	NEUTRAL	1- 0	0- 0	0- 0				
5- 0	0- 0	4- 0	CONFERENCE	1- 0	0- 0	0- 0				
2- 0	0- 0	2- 0	HOME	0- 0	0- 0	0- 0				
3- 0	0- 0	2- 0	AWAY	1- 0	0- 0	0- 0				
0- 0	0- 0	0- 0	NEUTRAL	0- 0	0- 0	0- 0				

RPI S	Opponent	Score	RPI S	Opponent	Score	RPI S	Opponent	Score	RPI S	Opponent	Score
1 N	South Carolina	59 74	26 A	TCU	66 57	68 H	Georgia	72 38	215 H	Lamar University	90 28
4 A	UConn	74 58	32 A	Oklahoma	77 56	73 N	Washington St.	89 66	241 H	Arkansas St.	111 43
13 N	Indiana	77 62	34 H	Oklahoma St.	94 48	74 A	Kansas	90 47	260 H	Morehead St.	94 47
			40 H	West Virginia	91 51	86 H	South Fla.	58 46	278 H	New Hampshire	97 29
									316 H	Houston Baptist	112 42
									339 H	Grambling	120 46
LAST 10 Division I											
26 A	TCU	66 57	32 A	Oklahoma	77 56						
40 H	West Virginia	91 51	260 H	Morehead St.	94 47						
74 A	Kansas	90 47	241 H	Arkansas St.	111 43						
34 H	Oklahoma St.	94 48	68 H	Georgia	72 38						
4 A	UConn	74 58	1 N	South Carolina	59 74						

Non-Div I Games:

Baylor

■ Loss, 
 ■ Non-Conf, S Site, 
 ■ Home 
 ■ Away 
 N Neutral

Belmont

Through Games Of Jan. 23, 2020

Average RPI Win:	207	WON-LOST	WINNING	LAST 10	STRENGTH OF	OPP. STRENGTH	TEAM	ADJ.	CONF.	ADJ CONF.
Average RPI Loss:	57	RECORD	PCT. RANK	GAMES	SCHEDULE	OF SCHEDULE	RPI	RPI	RPI	RPI
DIV. I ONLY	11- 7	112	8-2	91	108	78	78	20	20	
DIV. I NON-CONF.	5- 6	187	2-1	52	12	94	94	24	24	
TOTALS	RPI 1-25	RPI 26-50	W-L RECORDS	RPI 51-100	RPI 101-150	RPI 150+				
11- 7	0- 1	0- 4	OVERALL	2- 1	0- 0	9- 1				
8- 0	0- 0	0- 0	HOME	2- 0	0- 0	6- 0				
3- 5	0- 0	0- 3	AWAY	0- 1	0- 0	3- 1				
0- 2	0- 1	0- 1	NEUTRAL	0- 0	0- 0	0- 0				
5- 6	0- 1	0- 4	NON-CONFERENCE	2- 0	0- 0	3- 1				
4- 0	0- 0	0- 0	HOME	2- 0	0- 0	2- 0				
1- 4	0- 0	0- 3	AWAY	0- 0	0- 0	1- 1				
0- 2	0- 1	0- 1	NEUTRAL	0- 0	0- 0	0- 0				
6- 1	0- 0	0- 0	CONFERENCE	0- 1	0- 0	6- 0				
4- 0	0- 0	0- 0	HOME	0- 0	0- 0	4- 0				
2- 1	0- 0	0- 0	AWAY	0- 1	0- 0	2- 0				
0- 0	0- 0	0- 0	NEUTRAL	0- 0	0- 0	0- 0				

RPI 1-25				RPI 26-50				RPI 51-100				Team's RPI: 78	RPI 101+			
RPI	S	Opponent	Score	RPI	S	Opponent	Score	RPI	S	Opponent	Score		RPI	S	Opponent	Score
16	N	Maryland	26 90	28	N	Virginia Tech	58 60	59	H	Middle Tenn.	68 57		161	A	Toledo	48 53
				31	A	Western Ky.	46 77	61	H	UCF	72 37		178	A	Southeast Mo. St.	57 45
				36	A	Marquette	51 53	81	A	UT Martin	57 74		208	H	Chattanooga	63 50
				47	A	Arkansas	60 91						216	A	Murray St.	86 56
													221	H	Northern Ky.	62 45
													231	H	Eastern Ill.	69 45
													251	A	Lipscomb	69 68
													260	H	Morehead St.	71 62
													270	H	Eastern Ky.	68 48
													325	H	SIUE	69 48
LAST 10 Division I																
				216	A	Murray St.	86 56	231	H	Eastern Ill.	69 45					
				260	H	Morehead St.	71 62	325	H	SIUE	69 48					
				270	H	Eastern Ky.	68 48	36	A	Marquette	51 53					
				81	A	UT Martin	57 74	59	H	Middle Tenn.	68 57					
				178	A	Southeast Mo. St.	57 45	251	A	Lipscomb	69 68					

Non-Div I Games:

Belmont

Loss, Non-Conf, S Site, H Home A Away N Neutral

## Bethune-Cookman

Through Games Of Jan. 23, 2020

Average RPI Win:	283	WON-LOST	WINNING	LAST 10	STRENGTH OF	OPP. STRENGTH	TEAM	ADJ.	CONF.	ADJ CONF.
Average RPI Loss:	96	RECORD	PCT. RANK	GAMES	SCHEDULE	OF SCHEDULE	RPI	RPI	RPI	RPI
DIV. I ONLY	10- 5	70	6-4	325	199	180	180	30	30	
DIV. I NON-CONF.	6- 4	123	2-3	301	120	169	169	31	31	
TOTALS	RPI 1-25	RPI 26-50	W-L RECORDS	RPI 51-100	RPI 101-150	RPI 150+				
10- 5	0- 1	0- 0	OVERALL	0- 2	0- 1	10- 1				
4- 2	0- 1	0- 0	HOME	0- 1	0- 0	4- 0				
5- 3	0- 0	0- 0	AWAY	0- 1	0- 1	5- 1				
1- 0	0- 0	0- 0	NEUTRAL	0- 0	0- 0	1- 0				
6- 4	0- 1	0- 0	NON-CONFERENCE	0- 2	0- 1	6- 0				
1- 2	0- 1	0- 0	HOME	0- 1	0- 0	1- 0				
4- 2	0- 0	0- 0	AWAY	0- 1	0- 1	4- 0				
1- 0	0- 0	0- 0	NEUTRAL	0- 0	0- 0	1- 0				
4- 1	0- 0	0- 0	CONFERENCE	0- 0	0- 0	4- 1				
3- 0	0- 0	0- 0	HOME	0- 0	0- 0	3- 0				
1- 1	0- 0	0- 0	AWAY	0- 0	0- 0	1- 1				
0- 0	0- 0	0- 0	NEUTRAL	0- 0	0- 0	0- 0				

RPI 1-25				RPI 26-50				RPI 51-100				RPI 101+ Team's RPI: 180			
RPI	S	Opponent	Score	RPI	S	Opponent	Score	RPI	S	Opponent	Score	RPI	S	Opponent	Score
22	H	Central Mich.	67 92					69	A	Alabama	49 60	147	A	Auburn	56 74
								70	H	Troy	62 68	174	A	Norfolk St.	51 61
												236	A	Jacksonville	53 52
												237	A	Howard	75 59
												239	A	Stetson	59 55
												266	N	Appalachian St.	61 44
												268	H	Morgan St.	74 65
												296	H	Ga. Southern	75 57
												300	A	FIU	65 60
												311	H	N.C. Central	73 52
												333	A	Charleston So.	81 41
												343	H	Coppin St.	82 51
LAST 10 Division I															
311	H	N.C. Central	73 52	22	H	Central Mich.	67 92	239	A	Stetson	59 55	266	N	Appalachian St.	61 44
268	H	Morgan St.	74 65	69	A	Alabama	49 60	147	A	Auburn	56 74				
343	H	Coppin St.	82 51												
237	A	Howard	75 59												
174	A	Norfolk St.	51 61												

Non-Div I Games: Edward Waters 79 46 Palm Beach Atl. 68 45

Bethune-Cookman

Loss, Non-Conf, S Site, H Home A Away N Neutral



Binghamton

Through Games Of Jan. 23, 2020

Average RPI Win:	268	WON-LOST	WINNING	LAST 10	STRENGTH OF	OPP. STRENGTH	TEAM	ADJ.	CONF.	ADJ CONF.
Average RPI Loss:	191	RECORD	PCT. RANK	GAMES	SCHEDULE	OF SCHEDULE	RPI	RPI	RPI	RPI
DIV. I ONLY	12- 6	70	4-6	320	289	192	192	28	28	
DIV. I NON-CONF.	10- 2	30	2-2	331	250	131	131	29	29	
TOTALS	RPI 1-25	RPI 26-50	W-L RECORDS	RPI 51-100	RPI 101-150	RPI 150+				
12- 6	0- 0	0- 0	OVERALL	0- 2	0- 0	12- 4				
6- 2	0- 0	0- 0	HOME	0- 1	0- 0	6- 1				
5- 3	0- 0	0- 0	AWAY	0- 1	0- 0	5- 2				
1- 1	0- 0	0- 0	NEUTRAL	0- 0	0- 0	1- 1				
10- 2	0- 0	0- 0	NON-CONFERENCE	0- 1	0- 0	10- 1				
5- 0	0- 0	0- 0	HOME	0- 0	0- 0	5- 0				
4- 1	0- 0	0- 0	AWAY	0- 1	0- 0	4- 0				
1- 1	0- 0	0- 0	NEUTRAL	0- 0	0- 0	1- 1				
2- 4	0- 0	0- 0	CONFERENCE	0- 1	0- 0	2- 3				
1- 2	0- 0	0- 0	HOME	0- 1	0- 0	1- 1				
1- 2	0- 0	0- 0	AWAY	0- 0	0- 0	1- 2				
0- 0	0- 0	0- 0	NEUTRAL	0- 0	0- 0	0- 0				

RPI S	Opponent	Score	RPI S	Opponent	Score	RPI S	Opponent	Score	RPI S	Opponent	Score	Team's RPI: 192
						55	A Miami (FL)	56 79	156	A Cornell	59 56	
						95	H Stony Brook	60 67	166	N Austin Peay	63 80	
									179	H Eastern Mich.	78 67	
									225	H Lafayette	74 64	
									227	H Niagara	74 55	
									232	H Maine	73 63	
									233	H UMass Lowell	56 66	
									264	A Delaware St.	75 66	
									277	A Vermont	62 65	
									290	H St. Bonaventure	78 67	
									307	A Siena	89 62	
									319	A Albany (NY)	53 56	
									323	A UMBC	61 43	
									334	H NJIT	75 40	
									338	A Fairleigh Dickinson	60 48	
									339	N Grambling	88 67	
LAST 10 Division I												
			95	H Stony Brook	60 67	319	A Albany (NY)	53 56				
			232	H Maine	73 63	334	H NJIT	75 40				
			277	A Vermont	62 65	339	N Grambling	88 67				
			233	H UMass Lowell	56 66	166	N Austin Peay	63 80				
			323	A UMBC	61 43	55	A Miami (FL)	56 79				

Non-Div I Games: Bloomsburg 70 45

Binghamton

Loss, Non-Conf, S Site, H Home A Away N Neutral

Average RPI Win:	235	WON-LOST	WINNING	LAST 10	STRENGTH OF	OPP. STRENGTH	TEAM	ADJ.	CONF.	ADJ CONF.
Average RPI Loss:	84	RECORD	PCT. RANK	GAMES	SCHEDULE	OF SCHEDULE	RPI	RPI	RPI	RPI
DIV. I ONLY	12- 6	70	8-2	172	119	100	100	17	17	
DIV. I NON-CONF.	6- 4	123	3-0	61	24	74	74	23	23	
TOTALS	RPI 1-25	RPI 26-50	W-L RECORDS	RPI 51-100	RPI 101-150	RPI 150+				
12- 6	0- 2	0- 1	OVERALL	1- 1	1- 0	10- 2				
8- 2	0- 1	0- 0	HOME	1- 1	0- 0	7- 0				
4- 4	0- 1	0- 1	AWAY	0- 0	1- 0	3- 2				
0- 0	0- 0	0- 0	NEUTRAL	0- 0	0- 0	0- 0				
6- 4	0- 2	0- 1	NON-CONFERENCE	1- 1	1- 0	4- 0				
4- 2	0- 1	0- 0	HOME	1- 1	0- 0	3- 0				
2- 2	0- 1	0- 1	AWAY	0- 0	1- 0	1- 0				
0- 0	0- 0	0- 0	NEUTRAL	0- 0	0- 0	0- 0				
6- 2	0- 0	0- 0	CONFERENCE	0- 0	0- 0	6- 2				
4- 0	0- 0	0- 0	HOME	0- 0	0- 0	4- 0				
2- 2	0- 0	0- 0	AWAY	0- 0	0- 0	2- 2				
0- 0	0- 0	0- 0	NEUTRAL	0- 0	0- 0	0- 0				

RPI 1-25				RPI 26-50				RPI 51-100 Team's RPI: 100				RPI 101+			
RPI	S	Opponent	Score	RPI	S	Opponent	Score	RPI	S	Opponent	Score	RPI	S	Opponent	Score
2	A	Louisville	82 98	26	A	TCU	65 77	66	H	BYU	66 55	132	A	UAB	83 81
3	H	Missouri St.	69 72					73	H	Washington St.	68 80	182	H	New Mexico	83 82
												184	A	UNLV	65 66
												201	H	Portland St.	82 57
												217	A	Wyoming	68 73
												240	H	Pepperdine	76 74
												256	A	Colorado St.	72 69
												267	A	Utah St.	65 59
												273	H	San Diego St.	86 72
												284	H	Nevada	54 40
												288	A	Eastern Wash.	63 61
												315	H	Air Force	70 61
												320	H	Utah Valley	77 69
LAST 10 Division I															
267	A	Utah St.	65 59	217	A	Wyoming	68 73								
315	H	Air Force	70 61	240	H	Pepperdine	76 74								
273	H	San Diego St.	86 72	288	A	Eastern Wash.	63 61								
184	A	UNLV	65 66	66	H	BYU	66 55								
284	H	Nevada	54 40	256	A	Colorado St.	72 69								

Non-Div I Games: Lewis-Clark St. 88 34 Western Ore. 75 32

Boise St.

■ Loss, 
 ■ Non-Conf, S Site, 
 ■ Home 
 ■ Away 
 N Neutral

Boston College

Through Games Of Jan. 23, 2020

Average RPI Win:	186	WON-LOST	WINNING	LAST 10	STRENGTH OF	OPP. STRENGTH	TEAM	ADJ.	CONF.	ADJ CONF.
Average RPI Loss:	49	RECORD	PCT. RANK	GAMES	SCHEDULE	OF SCHEDULE	RPI	RPI	RPI	RPI
DIV. I ONLY	10- 9	167	5-5	59	37	84	84	5	5	
DIV. I NON-CONF.	7- 4	100	2-0	93	136	72	72	3	3	
TOTALS	RPI 1-25	RPI 26-50	W-L RECORDS	RPI 51-100	RPI 101-150	RPI 150+				
10- 9	0- 3	1- 3	OVERALL	0- 1	4- 2	5- 0				
5- 3	0- 2	0- 1	HOME	0- 0	2- 0	3- 0				
4- 5	0- 1	1- 2	AWAY	0- 0	1- 2	2- 0				
1- 1	0- 0	0- 0	NEUTRAL	0- 1	1- 0	0- 0				
7- 4	0- 1	0- 0	NON-CONFERENCE	0- 1	3- 2	4- 0				
5- 0	0- 0	0- 0	HOME	0- 0	2- 0	3- 0				
1- 3	0- 1	0- 0	AWAY	0- 0	0- 2	1- 0				
1- 1	0- 0	0- 0	NEUTRAL	0- 1	1- 0	0- 0				
3- 5	0- 2	1- 3	CONFERENCE	0- 0	1- 0	1- 0				
0- 3	0- 2	0- 1	HOME	0- 0	0- 0	0- 0				
3- 2	0- 0	1- 2	AWAY	0- 0	1- 0	1- 0				
0- 0	0- 0	0- 0	NEUTRAL	0- 0	0- 0	0- 0				

RPI 1-25				RPI 26-50				RPI 51-100				Team's RPI: 84	RPI 101+			
RPI	S	Opponent	Score	RPI	S	Opponent	Score	RPI	S	Opponent	Score		RPI	S	Opponent	Score
2	H	Louisville	70 81	28	A	Virginia Tech	49 70	71	N	Charlotte	68 84		112	A	Holy Cross	71 80
15	A	Northwestern	63 66	33	H	Virginia	52 69						115	A	Providence	60 76
19	H	NC State	54 72	42	A	Duke	73 85						121	H	VCU	87 52
				46	A	Georgia Tech	55 48						122	A	Notre Dame	75 65
													126	N	Tulane	89 76
													138	H	Rhode Island	66 55
													209	A	Boston U.	88 57
													233	H	UMass Lowell	89 46
													264	H	Delaware St.	109 69
													297	A	Pittsburgh	79 70
													306	H	St. Francis Brooklyn	106 69
LAST 10 Division I																
				28	A	Virginia Tech	49 70	297	A	Pittsburgh	79 70					
				46	A	Georgia Tech	55 48	19	H	NC State	54 72					
				2	H	Louisville	70 81	264	H	Delaware St.	109 69					
				33	H	Virginia	52 69	209	A	Boston U.	88 57					
				122	A	Notre Dame	75 65	42	A	Duke	73 85					

Non-Div I Games:

Boston College

Loss, Non-Conf, S Site, H Home A Away N Neutral

Average RPI Win: <b>235</b>	WON-LOST	WINNING	LAST 10	STRENGTH OF	OPP. STRENGTH	TEAM	ADJ.	CONF.	ADJ CONF.
Average RPI Loss: <b>143</b>	RECORD	PCT. RANK	GAMES	SCHEDULE	OF SCHEDULE	RPI	RPI	RPI	RPI
DIV. I ONLY	8- 10	202	5-5	209	185	209	209	15	15
DIV. I NON-CONF.	5- 6	187	2-1	170	192	189	189	15	15
TOTALS	RPI 1-25	RPI 26-50	W-L RECORDS	RPI 51-100	RPI 101-150	RPI 150+			
8- 10	0- 0	0- 0	OVERALL	0- 3	1- 4	7- 3			
4- 5	0- 0	0- 0	HOME	0- 3	1- 2	3- 0			
4- 5	0- 0	0- 0	AWAY	0- 0	0- 2	4- 3			
0- 0	0- 0	0- 0	NEUTRAL	0- 0	0- 0	0- 0			
5- 6	0- 0	0- 0	NON-CONFERENCE	0- 2	1- 3	4- 1			
2- 4	0- 0	0- 0	HOME	0- 2	1- 2	1- 0			
3- 2	0- 0	0- 0	AWAY	0- 0	0- 1	3- 1			
0- 0	0- 0	0- 0	NEUTRAL	0- 0	0- 0	0- 0			
3- 4	0- 0	0- 0	CONFERENCE	0- 1	0- 1	3- 2			
2- 1	0- 0	0- 0	HOME	0- 1	0- 0	2- 0			
1- 3	0- 0	0- 0	AWAY	0- 0	0- 1	1- 2			
0- 0	0- 0	0- 0	NEUTRAL	0- 0	0- 0	0- 0			

RPI S	Opponent	Score	RPI S	Opponent	Score	RPI S	Opponent	Score	RPI S	Opponent	Score	Team's RPI: 209
						77	H Marist	75 89	103	A California	62 73	
						84	H Boston College	57 88	114	A Lehigh	34 51	
						92	H Colgate	61 70	134	H Massachusetts	45 58	
									135	H Northeastern	72 56	
									139	H Harvard	39 66	
									153	H Dartmouth	74 56	
									196	H American	59 44	
									203	A UC Davis	68 75	
									225	A Lafayette	57 59	
									232	A Maine	62 49	
									263	A Navy	41 46	
									278	A New Hampshire	78 64	
									281	A Army West Point	72 66	
									285	H Loyola Maryland	44 42	
									319	A Albany (NY)	60 58	
LAST 10 Division I												
			263	A Navy	41 46	196	H American	59 44				
			92	H Colgate	61 70	225	A Lafayette	57 59				
			285	H Loyola Maryland	44 42	135	H Northeastern	72 56				
			281	A Army West Point	72 66	153	H Dartmouth	74 56				
			114	A Lehigh	34 51	84	H Boston College	57 88				

Non-Div I Games:

Boston U.

■ Loss, 
 ■ Non-Conf, 
 ■ S Site, 
 ■ H Home 
 ■ A Away 
 N Neutral

## Bowling Green

Through Games Of Jan. 23, 2020

Average RPI Win:	235	WON-LOST	WINNING	LAST 10	STRENGTH OF	OPP. STRENGTH	TEAM	ADJ.	CONF.	ADJ CONF.
Average RPI Loss:	139	RECORD	PCT. RANK	GAMES	SCHEDULE	OF SCHEDULE	RPI	RPI	RPI	RPI
DIV. I ONLY	6- 10	240	3-7	135	198	197	197	10	10	
DIV. I NON-CONF.	5- 5	164	2-2	190	255	153	153	10	10	
TOTALS	RPI 1-25	RPI 26-50	W-L RECORDS	RPI 51-100	RPI 101-150	RPI 150+				
6- 10	0- 1	0- 0	OVERALL	0- 3	1- 0	5- 6				
3- 2	0- 0	0- 0	HOME	0- 1	1- 0	2- 1				
2- 6	0- 1	0- 0	AWAY	0- 2	0- 0	2- 3				
1- 2	0- 0	0- 0	NEUTRAL	0- 0	0- 0	1- 2				
5- 5	0- 1	0- 0	NON-CONFERENCE	0- 1	0- 0	5- 3				
2- 0	0- 0	0- 0	HOME	0- 0	0- 0	2- 0				
2- 3	0- 1	0- 0	AWAY	0- 1	0- 0	2- 1				
1- 2	0- 0	0- 0	NEUTRAL	0- 0	0- 0	1- 2				
1- 5	0- 0	0- 0	CONFERENCE	0- 2	1- 0	0- 3				
1- 2	0- 0	0- 0	HOME	0- 1	1- 0	0- 1				
0- 3	0- 0	0- 0	AWAY	0- 1	0- 0	0- 2				
0- 0	0- 0	0- 0	NEUTRAL	0- 0	0- 0	0- 0				

RPI 1-25				RPI 26-50				RPI 51-100				RPI 101+ Team's RPI: 197			
RPI	S	Opponent	Score	RPI	S	Opponent	Score	RPI	S	Opponent	Score	RPI	S	Opponent	Score
25	A	Purdue	74 81					64	H	Ball St.	80 86	141	H	Western Mich.	72 63
								80	A	Buffalo	59 65	161	A	Toledo	72 79
								98	A	Loyola Chicago	76 84	179	A	Eastern Mich.	61 78
												181	N	Green Bay	54 73
												183	A	Valparaiso	90 95
												185	H	Cleveland St.	89 62
												193	H	Akron	73 76
												226	N	San Francisco	56 64
												249	A	Marshall	82 69
												260	H	Morehead St.	79 65
												280	A	Milwaukee	63 51
												295	N	California Baptist	98 60
LAST 10 Division I															
141	H	Western Mich.	72 63	179	A	Eastern Mich.	61 78	25	A	Purdue	74 81				
161	A	Toledo	72 79	98	A	Loyola Chicago	76 84	280	A	Milwaukee	63 51				
80	A	Buffalo	59 65	249	A	Marshall	82 69								
193	H	Akron	73 76												
64	H	Ball St.	80 86												

Non-Div I Games: Davis &amp; Elkins 91 52 Notre Dame (OH) 88 54

Bowling Green

■ Loss, 
 ■ Non-Conf, S Site, 
 ■ Home 
 ■ Away 
 N Neutral

Average RPI Win: 209		WON-LOST	WINNING	LAST 10	STRENGTH OF	OPP. STRENGTH	TEAM	ADJ.	CONF.	ADJ CONF.
Average RPI Loss: 81		RECORD	PCT. RANK	GAMES	SCHEDULE	OF SCHEDULE	RPI	RPI	RPI	RPI
DIV. I ONLY		13- 2	17	9-1	285	122	76	76	7	7
DIV. I NON-CONF.		8- 2	52	4-1	310	96	107	107	7	7
TOTALS	RPI 1-25	RPI 26-50		W-L RECORDS		RPI 51-100	RPI 101-150	RPI 150+		
13- 2	0- 0	0- 0		OVERALL		2- 1	1- 1	10- 0		
6- 0	0- 0	0- 0		HOME		1- 0	0- 0	5- 0		
4- 1	0- 0	0- 0		AWAY		1- 1	0- 0	3- 0		
3- 1	0- 0	0- 0		NEUTRAL		0- 0	1- 1	2- 0		
8- 2	0- 0	0- 0		NON-CONFERENCE		0- 1	1- 1	7- 0		
3- 0	0- 0	0- 0		HOME		0- 0	0- 0	3- 0		
2- 1	0- 0	0- 0		AWAY		0- 1	0- 0	2- 0		
3- 1	0- 0	0- 0		NEUTRAL		0- 0	1- 1	2- 0		
5- 0	0- 0	0- 0		CONFERENCE		2- 0	0- 0	3- 0		
3- 0	0- 0	0- 0		HOME		1- 0	0- 0	2- 0		
2- 0	0- 0	0- 0		AWAY		1- 0	0- 0	1- 0		
0- 0	0- 0	0- 0		NEUTRAL		0- 0	0- 0	0- 0		

[illegible]

Non-Div I Games:	Eureka	101	39
------------------	--------	-----	----

Bradley

■ Loss, ■ Non-Conf, S Site, H Home A Away N Neutral

Average RPI Win:	285	WON-LOST	WINNING	LAST 10	STRENGTH OF	OPP. STRENGTH	TEAM	ADJ.	CONF.	ADJ CONF.
Average RPI Loss:	161	RECORD	PCT. RANK	GAMES	SCHEDULE	OF SCHEDULE	RPI	RPI	RPI	RPI
DIV. I ONLY	6- 8	215	4-6	265	304	224	224	8	8	
DIV. I NON-CONF.	6- 7	182	4-5	295	326	244	244	9	9	
TOTALS	RPI 1-25	RPI 26-50	W-L RECORDS	RPI 51-100	RPI 101-150	RPI 150+				
6- 8	0- 0	0- 1	OVERALL	0- 1	0- 3	6- 3				
1- 3	0- 0	0- 0	HOME	0- 0	0- 1	1- 2				
5- 4	0- 0	0- 1	AWAY	0- 1	0- 1	5- 1				
0- 1	0- 0	0- 0	NEUTRAL	0- 0	0- 1	0- 0				
6- 7	0- 0	0- 0	NON-CONFERENCE	0- 1	0- 3	6- 3				
1- 3	0- 0	0- 0	HOME	0- 0	0- 1	1- 2				
5- 3	0- 0	0- 0	AWAY	0- 1	0- 1	5- 1				
0- 1	0- 0	0- 0	NEUTRAL	0- 0	0- 1	0- 0				
0- 1	0- 0	0- 1	CONFERENCE	0- 0	0- 0	0- 0				
0- 0	0- 0	0- 0	HOME	0- 0	0- 0	0- 0				
0- 1	0- 0	0- 1	AWAY	0- 0	0- 0	0- 0				
0- 0	0- 0	0- 0	NEUTRAL	0- 0	0- 0	0- 0				

RPI S	Opponent	Score	RPI S	Opponent	Score	RPI S	Opponent	Score	RPI S	Opponent	Score	Team's RPI: 224
			45 A Yale		72 79	86 A South Fla.		60 70	112 H Holy Cross		71 83	
									134 A Massachusetts		42 95	
									138 N Rhode Island		44 89	
									168 H Merrimack		57 72	
									232 H Maine		76 70	
									235 A Fairfield		58 44	
									278 A New Hampshire		76 68	
									287 A Longwood		76 86	
									300 A FIU		72 57	
									321 A Bryant		56 50	
									321 H Bryant		44 45	
									345 A Central Conn. St.		83 73	
LAST 10 Division I												
45 A Yale		72 79	138 N Rhode Island		44 89							
86 A South Fla.		60 70	112 H Holy Cross		71 83							
300 A FIU		72 57	168 H Merrimack		57 72							
235 A Fairfield		58 44	278 A New Hampshire		76 68							
321 A Bryant		56 50	134 A Massachusetts		42 95							

Non-Div I Games:

Brown

■ Loss, 
■ Non-Conf, 
■ S Site, 
■ H Home 
■ A Away 
N Neutral

Average RPI Win:	307	WON-LOST	WINNING	LAST 10	STRENGTH OF	OPP. STRENGTH	TEAM	ADJ.	CONF.	ADJ CONF.
Average RPI Loss:	195	RECORD	PCT. RANK	GAMES	SCHEDULE	OF SCHEDULE	RPI	RPI	RPI	RPI
DIV. I ONLY	4- 12	292	3-7	298	327	321	321	29	29	
DIV. I NON-CONF.	2- 9	304	1-4	284	283	326	326	30	30	
TOTALS	RPI 1-25	RPI 26-50	W-L RECORDS	RPI 51-100	RPI 101-150	RPI 150+				
4- 12	0- 0	0- 0	OVERALL	0- 1	0- 3	4- 8				
2- 6	0- 0	0- 0	HOME	0- 0	0- 1	2- 5				
2- 6	0- 0	0- 0	AWAY	0- 1	0- 2	2- 3				
0- 0	0- 0	0- 0	NEUTRAL	0- 0	0- 0	0- 0				
2- 9	0- 0	0- 0	NON-CONFERENCE	0- 1	0- 3	2- 5				
1- 4	0- 0	0- 0	HOME	0- 0	0- 1	1- 3				
1- 5	0- 0	0- 0	AWAY	0- 1	0- 2	1- 2				
0- 0	0- 0	0- 0	NEUTRAL	0- 0	0- 0	0- 0				
2- 3	0- 0	0- 0	CONFERENCE	0- 0	0- 0	2- 3				
1- 2	0- 0	0- 0	HOME	0- 0	0- 0	1- 2				
1- 1	0- 0	0- 0	AWAY	0- 0	0- 0	1- 1				
0- 0	0- 0	0- 0	NEUTRAL	0- 0	0- 0	0- 0				

RPI 1-25				RPI 26-50				RPI 51-100				RPI 101+				Team's RPI: 321	
RPI	S	Opponent	Score	RPI	S	Opponent	Score	RPI	S	Opponent	Score	RPI	S	Opponent	Score		
								67	A	Minnesota	56	101	112	A	Holy Cross	75	87
												115	H	Providence	32	76	
												143	A	Illinois	55	69	
												168	A	Merrimack	66	78	
												212	H	Mt. St. Mary's	70	76	
												224	A	Brown	45	44	
												224	H	Brown	50	56	
												228	H	Saint Francis (PA)	60	63	
												233	H	UMass Lowell	35	55	
												277	A	Vermont	66	71	
												278	H	New Hampshire	56	68	
												281	A	Army West Point	75	81	
												319	H	Albany (NY)	68	55	
												338	A	Fairleigh Dickinson	57	45	
												348	H	LIU Brooklyn	57	53	
LAST 10 Division I																	
				348	H	LIU Brooklyn	57	53		281	A	Army West Point	75	81			
				212	H	Mt. St. Mary's	70	76		319	H	Albany (NY)	68	55			
				168	A	Merrimack	66	78		224	H	Brown	50	56			
				338	A	Fairleigh Dickinson	57	45		115	H	Providence	32	76			
				228	H	Saint Francis (PA)	60	63		233	H	UMass Lowell	35	55			

Non-Div I Games:

Bryant



# Bucknell

Through Games Of Jan. 23, 2020

Average RPI Win:	<b>196</b>	WON-LOST	WINNING	LAST 10	STRENGTH OF	OPP. STRENGTH	TEAM	ADJ.	CONF.	ADJ CONF.
Average RPI Loss:	<b>94</b>	RECORD	PCT. RANK	GAMES	SCHEDULE	OF SCHEDULE	RPI	RPI	RPI	RPI
DIV. I ONLY	<b>14- 4</b>	<b>39</b>	<b>9-1</b>	<b>125</b>	<b>164</b>	<b>51</b>	<b>51</b>	<b>15</b>	<b>15</b>	
DIV. I NON-CONF.	<b>7- 4</b>	<b>100</b>	<b>2-1</b>	<b>158</b>	<b>135</b>	<b>93</b>	<b>93</b>	<b>15</b>	<b>15</b>	
TOTALS	RPI 1-25	RPI 26-50	W-L RECORDS	RPI 51-100	RPI 101-150	RPI 150+				
14- 4	0- 0	0- 2	OVERALL	2- 1	3- 0	9- 1				
6- 1	0- 0	0- 1	HOME	2- 0	0- 0	4- 0				
6- 3	0- 0	0- 1	AWAY	0- 1	2- 0	4- 1				
2- 0	0- 0	0- 0	NEUTRAL	0- 0	1- 0	1- 0				
7- 4	0- 0	0- 2	NON-CONFERENCE	1- 1	1- 0	5- 1				
3- 1	0- 0	0- 1	HOME	1- 0	0- 0	2- 0				
2- 3	0- 0	0- 1	AWAY	0- 1	0- 0	2- 1				
2- 0	0- 0	0- 0	NEUTRAL	0- 0	1- 0	1- 0				
7- 0	0- 0	0- 0	CONFERENCE	1- 0	2- 0	4- 0				
3- 0	0- 0	0- 0	HOME	1- 0	0- 0	2- 0				
4- 0	0- 0	0- 0	AWAY	0- 0	2- 0	2- 0				
0- 0	0- 0	0- 0	NEUTRAL	0- 0	0- 0	0- 0				

RPI S	Opponent	Score	RPI S	Opponent	Score	RPI S	Opponent	Score	RPI S	Opponent	Score
33	A Virginia	60 84	49	H Temple	61 72	92	H Colgate	66 43	112	A Holy Cross	51 40
						93	H Drexel	60 49	114	A Lehigh	71 50
						95	A Stony Brook	73 78	120	N Cincinnati	56 48
									196	H American	68 43
									198	A Quinnipiac	69 76
									204	A George Mason	64 51
									225	H Lafayette	50 36
									228	A Saint Francis (PA)	70 46
									237	N Howard	70 60
									263	A Navy	61 34
									281	A Army West Point	63 52
									290	H St. Bonaventure	68 60
									294	H Monmouth	71 37
LAST 10 Division I											
92	H Colgate	66 43	225	H Lafayette	50 36						
114	A Lehigh	71 50	281	A Army West Point	63 52						
196	H American	68 43	95	A Stony Brook	73 78						
112	A Holy Cross	51 40	228	A Saint Francis (PA)	70 46						
263	A Navy	61 34	93	H Drexel	60 49						

Non-Div I Games:

Bucknell

Loss, Non-Conf, S Site, H Home A Away N Neutral

Average RPI Win:	204	WON-LOST	WINNING	LAST 10	STRENGTH OF	OPP. STRENGTH	TEAM	ADJ.	CONF.	ADJ CONF.
Average RPI Loss:	88	RECORD	PCT. RANK	GAMES	SCHEDULE	OF SCHEDULE	RPI	RPI	RPI	RPI
DIV. I ONLY	12- 5	61	7-3	165	162	80	80	10	10	
DIV. I NON-CONF.	9- 2	38	4-0	179	215	57	57	10	10	
TOTALS	RPI 1-25	RPI 26-50	W-L RECORDS	RPI 51-100	RPI 101-150	RPI 150+				
12- 5	0- 1	0- 0	OVERALL	2- 2	0- 1	10- 1				
7- 1	0- 0	0- 0	HOME	1- 1	0- 0	6- 0				
3- 4	0- 1	0- 0	AWAY	0- 1	0- 1	3- 1				
2- 0	0- 0	0- 0	NEUTRAL	1- 0	0- 0	1- 0				
9- 2	0- 1	0- 0	NON-CONFERENCE	2- 0	0- 1	7- 0				
5- 0	0- 0	0- 0	HOME	1- 0	0- 0	4- 0				
2- 2	0- 1	0- 0	AWAY	0- 0	0- 1	2- 0				
2- 0	0- 0	0- 0	NEUTRAL	1- 0	0- 0	1- 0				
3- 3	0- 0	0- 0	CONFERENCE	0- 2	0- 0	3- 1				
2- 1	0- 0	0- 0	HOME	0- 1	0- 0	2- 0				
1- 2	0- 0	0- 0	AWAY	0- 1	0- 0	1- 1				
0- 0	0- 0	0- 0	NEUTRAL	0- 0	0- 0	0- 0				

RPI 1-25				RPI 26-50				RPI 51-100 Team's RPI: 80				RPI 101+			
RPI	S	Opponent	Score	RPI	S	Opponent	Score	RPI	S	Opponent	Score	RPI	S	Opponent	Score
6	A	Stanford	69 88					64	A	Ball St.	65 69	136	A	San Jose St.	88 95
								75	H	Ohio	65 76	153	H	Dartmouth	73 49
								87	H	Dayton	67 59	155	H	Columbia	82 75
								93	N	Drexel	63 59	161	A	Toledo	59 71
												179	H	Eastern Mich.	66 63
												195	A	Miami (OH)	86 72
												196	N	American	73 55
												197	H	Bowling Green	65 59
												227	A	Niagara	81 67
												290	A	St. Bonaventure	46 36
												329	H	Canisius	71 55
												345	H	Central Conn. St.	61 56
LAST 10 Division I															
				64	A	Ball St.	65 69	195	A	Miami (OH)	86 72				
				179	H	Eastern Mich.	66 63	153	H	Dartmouth	73 49				
				197	H	Bowling Green	65 59	87	H	Dayton	67 59				
				75	H	Ohio	65 76	290	A	St. Bonaventure	46 36				
				161	A	Toledo	59 71	196	N	American	73 55				

Non-Div I Games:

Buffalo

■ Loss, 
 ■ Non-Conf, S Site, 
 ■ Home 
 ■ Away 
 N Neutral

Average RPI Win:	<b>195</b>	WON-LOST	WINNING	LAST 10	STRENGTH OF	OPP. STRENGTH	TEAM	ADJ.	CONF.	ADJ CONF.
Average RPI Loss:	<b>44</b>	RECORD	PCT. RANK	GAMES	SCHEDULE	OF SCHEDULE	RPI	RPI	RPI	RPI
DIV. I ONLY	<b>12- 6</b>	<b>70</b>	<b>6-4</b>	<b>141</b>	<b>54</b>	<b>111</b>	<b>111</b>	<b>6</b>	<b>6</b>	
DIV. I NON-CONF.	<b>8- 3</b>	<b>68</b>	<b>2-1</b>	<b>195</b>	<b>104</b>	<b>117</b>	<b>117</b>	<b>6</b>	<b>6</b>	
TOTALS	RPI 1-25	RPI 26-50	W-L RECORDS	RPI 51-100	RPI 101-150	RPI 150+				
12- 6	0- 2	1- 1	OVERALL	3- 3	0- 0	8- 0				
8- 4	0- 2	1- 1	HOME	1- 1	0- 0	6- 0				
3- 1	0- 0	0- 0	AWAY	1- 1	0- 0	2- 0				
1- 1	0- 0	0- 0	NEUTRAL	1- 1	0- 0	0- 0				
8- 3	0- 1	0- 0	NON-CONFERENCE	2- 2	0- 0	6- 0				
7- 1	0- 1	0- 0	HOME	1- 0	0- 0	6- 0				
0- 1	0- 0	0- 0	AWAY	0- 1	0- 0	0- 0				
1- 1	0- 0	0- 0	NEUTRAL	1- 1	0- 0	0- 0				
4- 3	0- 1	1- 1	CONFERENCE	1- 1	0- 0	2- 0				
1- 3	0- 1	1- 1	HOME	0- 1	0- 0	0- 0				
3- 0	0- 0	0- 0	AWAY	1- 0	0- 0	2- 0				
0- 0	0- 0	0- 0	NEUTRAL	0- 0	0- 0	0- 0				

RPI 1-25				RPI 26-50				RPI 51-100				RPI 101+ Team's RPI: 111			
RPI	S	Opponent	Score	RPI	S	Opponent	Score	RPI	S	Opponent	Score	RPI	S	Opponent	Score
13	H	Indiana	53 <b>64</b>	36	H	Marquette	61 55	53	H	IUPUI	64 61	193	H	Akron	76 55
14	H	DePaul	65 <b>80</b>	48	H	St. John's (NY)	42 <b>67</b>	56	H	Seton Hall	62 <b>67</b>	214	A	Xavier	78 70
								64	A	Ball St.	70 <b>74</b>	242	A	Georgetown	47 46
								68	N	Georgia	36 <b>69</b>	243	H	High Point	74 52
								75	N	Ohio	60 55	270	H	Eastern Ky.	73 41
								90	A	Villanova	58 41	274	H	Wagner	74 58
												313	H	Detroit Mercy	82 60
												331	H	Purdue Fort Wayne	85 58
LAST 10 Division I															
14	H	DePaul	65 <b>80</b>	48	H	St. John's (NY)	42 <b>67</b>	56	H	Seton Hall	62 <b>67</b>	331	H	Purdue Fort Wayne	85 58
36	H	Marquette	61 55	56	H	Seton Hall	62 <b>67</b>	243	H	High Point	74 52	13	H	Indiana	53 <b>64</b>
242	A	Georgetown	47 46												
90	A	Villanova	58 41												
214	A	Xavier	78 70												

Non-Div I Games:

Butler

CSU Bakersfield

Through Games Of Jan. 23, 2020

Average RPI Win:	243	WON-LOST	WINNING	LAST 10	STRENGTH OF	OPP. STRENGTH	TEAM	ADJ.	CONF.	ADJ CONF.
Average RPI Loss:	146	RECORD	PCT. RANK	GAMES	SCHEDULE	OF SCHEDULE	RPI	RPI	RPI	RPI
DIV. I ONLY	9- 6	114	7-3	171	259	129	129	32	32	
DIV. I NON-CONF.	5- 5	164	3-2	76	183	118	118	32	32	
TOTALS	RPI 1-25	RPI 26-50	W-L RECORDS	RPI 51-100	RPI 101-150	RPI 150+				
9- 6	0- 2	0- 0	OVERALL	0- 0	2- 2	7- 2				
6- 1	0- 0	0- 0	HOME	0- 0	2- 0	4- 1				
3- 5	0- 2	0- 0	AWAY	0- 0	0- 2	3- 1				
0- 0	0- 0	0- 0	NEUTRAL	0- 0	0- 0	0- 0				
5- 5	0- 2	0- 0	NON-CONFERENCE	0- 0	2- 2	3- 1				
5- 0	0- 0	0- 0	HOME	0- 0	2- 0	3- 0				
0- 5	0- 2	0- 0	AWAY	0- 0	0- 2	0- 1				
0- 0	0- 0	0- 0	NEUTRAL	0- 0	0- 0	0- 0				
4- 1	0- 0	0- 0	CONFERENCE	0- 0	0- 0	4- 1				
1- 1	0- 0	0- 0	HOME	0- 0	0- 0	1- 1				
3- 0	0- 0	0- 0	AWAY	0- 0	0- 0	3- 0				
0- 0	0- 0	0- 0	NEUTRAL	0- 0	0- 0	0- 0				

RPI 1-25				RPI 26-50				RPI 51-100				RPI 101+ Team's RPI: 129			
RPI	S	Opponent	Score	RPI	S	Opponent	Score	RPI	S	Opponent	Score	RPI	S	Opponent	Score
9	A	Oregon St.	50 69									106	A	Washington	49 80
10	A	Gonzaga	48 92									117	H	Pacific	80 70
												136	H	San Jose St.	75 71
												144	A	Wright St.	60 65
												229	H	UMKC	70 60
												230	H	North Texas	61 52
												261	A	UC Riverside	52 53
												262	A	Grand Canyon	59 54
												289	H	UC Santa Barbara	66 62
												295	A	California Baptist	66 61
												311	H	N.C. Central	80 71
												320	A	Utah Valley	55 53
												347	H	Chicago St.	58 60
LAST 10 Division I															
320	A	Utah Valley	55 53	261	A	UC Riverside	52 53	9	A	Oregon St.	50 69				
347	H	Chicago St.	58 60	289	H	UC Santa Barbara	66 62	117	H	Pacific	80 70				
229	H	UMKC	70 60	311	H	N.C. Central	80 71								
295	A	California Baptist	66 61												
262	A	Grand Canyon	59 54												

Non-Div I Games: Fresno Pacific 95 64 Westcliff 100 44 Cal St. Dom. Hills 83 74

CSU Bakersfield

Loss, Non-Conf, S Site, H Home A Away N Neutral

Average RPI Win:	241	WON-LOST	WINNING	LAST 10	STRENGTH OF	OPP. STRENGTH	TEAM	ADJ.	CONF.	ADJ CONF.
Average RPI Loss:	151	RECORD	PCT. RANK	GAMES	SCHEDULE	OF SCHEDULE	RPI	RPI	RPI	RPI
DIV. I ONLY	8- 10	202	6-4	296	86	250	250	27	27	
DIV. I NON-CONF.	4- 9	250	2-3	280	20	277	277	26	26	
TOTALS	RPI 1-25	RPI 26-50	W-L RECORDS	RPI 51-100	RPI 101-150	RPI 150+				
8- 10	0- 1	0- 1	OVERALL	0- 2	1- 1	7- 5				
4- 4	0- 1	0- 1	HOME	0- 1	1- 0	3- 1				
3- 5	0- 0	0- 0	AWAY	0- 1	0- 1	3- 3				
1- 1	0- 0	0- 0	NEUTRAL	0- 0	0- 0	1- 1				
4- 9	0- 1	0- 1	NON-CONFERENCE	0- 2	1- 1	3- 4				
1- 4	0- 1	0- 1	HOME	0- 1	1- 0	0- 1				
2- 4	0- 0	0- 0	AWAY	0- 1	0- 1	2- 2				
1- 1	0- 0	0- 0	NEUTRAL	0- 0	0- 0	1- 1				
4- 1	0- 0	0- 0	CONFERENCE	0- 0	0- 0	4- 1				
3- 0	0- 0	0- 0	HOME	0- 0	0- 0	3- 0				
1- 1	0- 0	0- 0	AWAY	0- 0	0- 0	1- 1				
0- 0	0- 0	0- 0	NEUTRAL	0- 0	0- 0	0- 0				

RPI 1-25				RPI 26-50				RPI 51-100				RPI 101+ Team's RPI: 250			
RPI	S	Opponent	Score	RPI	S	Opponent	Score	RPI	S	Opponent	Score	RPI	S	Opponent	Score
8	H	UCLA	44 58	33	H	Virginia	47 72	73	A	Washington St.	61 71	128	H	Portland	73 64
								85	H	Southern California	53 69	146	A	San Diego	40 59
												170	H	Santa Clara	55 76
												200	H	Hawaii	58 54
												210	N	SMU	58 68
												222	H	Cal St. Fullerton	63 57
												226	A	San Francisco	61 79
												259	A	LMU (CA)	56 54
												265	A	Long Beach St.	52 60
												272	N	Indiana St.	67 59
												273	A	San Diego St.	74 69
												286	A	UC Irvine	56 51
												286	H	UC Irvine	70 62
												295	A	California Baptist	56 64
LAST 10 Division I															
286	A	UC Irvine	56 51	273	A	San Diego St.	74 69								
265	A	Long Beach St.	52 60	146	A	San Diego	40 59								
222	H	Cal St. Fullerton	63 57	170	H	Santa Clara	55 76								
286	H	UC Irvine	70 62	8	H	UCLA	44 58								
200	H	Hawaii	58 54	259	A	LMU (CA)	56 54								

Non-Div I Games: Hope Int'l 77 54

CSUN

■ Loss, 
 ■ Non-Conf, 
 ■ S Site, 
 ■ Home 
 ■ Away 
 N Neutral

Average RPI Win:	265	WON-LOST	WINNING	LAST 10	STRENGTH OF	OPP. STRENGTH	TEAM	ADJ.	CONF.	ADJ CONF.
Average RPI Loss:	211	RECORD	PCT. RANK	GAMES	SCHEDULE	OF SCHEDULE	RPI	RPI	RPI	RPI
DIV. I ONLY	3- 11	308	2-8	287	281	332	332	27	27	
DIV. I NON-CONF.	2- 8	295	1-5	219	295	321	321	26	26	
TOTALS	RPI 1-25	RPI 26-50	W-L RECORDS	RPI 51-100	RPI 101-150	RPI 150+				
3- 11	0- 0	0- 2	OVERALL	0- 1	0- 0	3- 8				
3- 4	0- 0	0- 1	HOME	0- 1	0- 0	3- 2				
0- 7	0- 0	0- 1	AWAY	0- 0	0- 0	0- 6				
0- 0	0- 0	0- 0	NEUTRAL	0- 0	0- 0	0- 0				
2- 8	0- 0	0- 2	NON-CONFERENCE	0- 1	0- 0	2- 5				
2- 3	0- 0	0- 1	HOME	0- 1	0- 0	2- 1				
0- 5	0- 0	0- 1	AWAY	0- 0	0- 0	0- 4				
0- 0	0- 0	0- 0	NEUTRAL	0- 0	0- 0	0- 0				
1- 3	0- 0	0- 0	CONFERENCE	0- 0	0- 0	1- 3				
1- 1	0- 0	0- 0	HOME	0- 0	0- 0	1- 1				
0- 2	0- 0	0- 0	AWAY	0- 0	0- 0	0- 2				
0- 0	0- 0	0- 0	NEUTRAL	0- 0	0- 0	0- 0				

RPI S	Opponent	Score	RPI S	Opponent	Score	RPI S	Opponent	Score	RPI S	Opponent	Score	Team's RPI: 332
27	A Arizona St.	41 66	89	H Fresno St.	52 79	169	A Saint Mary's (CA)	67 84				
37	H Old Dominion	55 61				215	H Lamar University	57 56				
						240	A Pepperdine	53 63				
						261	H UC Riverside	75 70				
						265	A Long Beach St.	69 72				
						284	A Nevada	40 71				
						286	H UC Irvine	57 68				
						289	A UC Santa Barbara	50 52				
						293	A Denver	66 96				
						318	H Sacramento St.	62 43				
						340	H Seattle U	49 72				
LAST 10 Division I												
261	H UC Riverside	75 70	340	H Seattle U	49 72							
286	H UC Irvine	57 68	169	A Saint Mary's (CA)	67 84							
289	A UC Santa Barbara	50 52	215	H Lamar University	57 56							
265	A Long Beach St.	69 72	37	H Old Dominion	55 61							
284	A Nevada	40 71	27	A Arizona St.	41 66							

Non-Div I Games: Holy Names 100 35

Cal Poly

■ Loss, 
 ■ Non-Conf, 
 ■ S Site, 
 ■ H Home 
 ■ A Away 
 N Neutral

Average RPI Win: 262		WON-LOST	WINNING	LAST 10	STRENGTH OF	OPP. STRENGTH	TEAM	ADJ.	CONF.	ADJ CONF.
Average RPI Loss: 226		RECORD	PCT. RANK	GAMES	SCHEDULE	OF SCHEDULE	RPI	RPI	RPI	RPI
DIV. I ONLY		10- 7	121	6-4	332	285	222	222	27	27
DIV. I NON-CONF.		8- 5	117	4-2	329	296	228	228	26	26
TOTALS		RPI 1-25	RPI 26-50	W-L RECORDS	RPI 51-100	RPI 101-150	RPI 150+			
10- 7	0- 0		0- 0	OVERALL	0- 0	1- 0	9- 7			
5- 2	0- 0		0- 0	HOME	0- 0	0- 0	5- 2			
5- 5	0- 0		0- 0	AWAY	0- 0	1- 0	4- 5			
0- 0	0- 0		0- 0	NEUTRAL	0- 0	0- 0	0- 0			
8- 5	0- 0		0- 0	NON-CONFERENCE	0- 0	1- 0	7- 5			
4- 2	0- 0		0- 0	HOME	0- 0	0- 0	4- 2			
4- 3	0- 0		0- 0	AWAY	0- 0	1- 0	3- 3			
0- 0	0- 0		0- 0	NEUTRAL	0- 0	0- 0	0- 0			
2- 2	0- 0		0- 0	CONFERENCE	0- 0	0- 0	2- 2			
1- 0	0- 0		0- 0	HOME	0- 0	0- 0	1- 0			
1- 2	0- 0		0- 0	AWAY	0- 0	0- 0	1- 2			
0- 0	0- 0		0- 0	NEUTRAL	0- 0	0- 0	0- 0			

RPI 1-25				RPI 26-50				RPI 51-100				RPI 101+				Team's RPI: 222	
RPI	S	Opponent	Score	RPI	S	Opponent	Score	RPI	S	Opponent	Score	RPI	S	Opponent	Score		
												146	A	San Diego	72	67	
												184	A	UNLV	64	58	
												187	H	Montana	69	71	
												190	A	Southern Utah	63	79	
												200	A	Hawaii	72	79	
												226	A	San Francisco	63	71	
												250	A	CSUN	57	63	
												258	H	Delaware	55	72	
												259	A	LMU (CA)	79	74	
												262	A	Grand Canyon	80	70	
												265	H	Long Beach St.	69	65	
												267	H	Utah St.	83	62	
												273	A	San Diego St.	45	55	
												289	A	UC Santa Barbara	70	68	
												295	H	California Baptist	97	93	
												315	H	Air Force	79	70	
												340	H	Seattle U	81	63	
EAST 10 Division I																	
				200	A	Hawaii	72	79	315	H	Air Force	79	70				
				250	A	CSUN	57	63	295	H	California Baptist	97	93				
				265	H	Long Beach St.	69	65	146	A	San Diego	72	67				
				289	A	UC Santa Barbara	70	68	226	A	San Francisco	63	71				
				340	H	Seattle U	81	63	187	H	Montana	69	71				

Non-Div I Games:

Cal St. Fullerton

■ Loss, ■ Non-Conf, S Site, H Home A Away N Neutral

# California

Through Games Of Jan. 23, 2020

Average RPI Win:	225	WON-LOST	WINNING	LAST 10	STRENGTH OF	OPP. STRENGTH	TEAM	ADJ.	CONF.	ADJ CONF.
Average RPI Loss:	41	RECORD	PCT. RANK	GAMES	SCHEDULE	OF SCHEDULE	RPI	RPI	RPI	RPI
DIV. I ONLY	8- 9	192	3-7	20	67	103	103	1	1	
DIV. I NON-CONF.	8- 3	68	3-1	98	217	73	73	1	1	
TOTALS	RPI 1-25	RPI 26-50	W-L RECORDS	RPI 51-100	RPI 101-150	RPI 150+				
8- 9	0- 6	1- 0	OVERALL	0- 1	0- 2	7- 0				
7- 4	0- 2	1- 0	HOME	0- 1	0- 1	6- 0				
1- 5	0- 4	0- 0	AWAY	0- 0	0- 1	1- 0				
0- 0	0- 0	0- 0	NEUTRAL	0- 0	0- 0	0- 0				
8- 3	0- 2	1- 0	NON-CONFERENCE	0- 0	0- 1	7- 0				
7- 1	0- 1	1- 0	HOME	0- 0	0- 0	6- 0				
1- 2	0- 1	0- 0	AWAY	0- 0	0- 1	1- 0				
0- 0	0- 0	0- 0	NEUTRAL	0- 0	0- 0	0- 0				
0- 6	0- 4	0- 0	CONFERENCE	0- 1	0- 1	0- 0				
0- 3	0- 1	0- 0	HOME	0- 1	0- 1	0- 0				
0- 3	0- 3	0- 0	AWAY	0- 0	0- 0	0- 0				
0- 0	0- 0	0- 0	NEUTRAL	0- 0	0- 0	0- 0				

RPI	S	Opponent	Score	RPI	S	Opponent	Score	RPI	S	Opponent	Score	RPI	S	Opponent	Score	Team's RPI: 103
4	A	UConn	61 72	47	H	Arkansas	84 80	73	H	Washington St.	75 96	106	H	Washington	64 67	
6	A	Stanford	40 73					139	A	Harvard	53 56	170	H	Santa Clara	69 65	
6	H	Stanford	65 79					209	H	Boston U.	73 62	261	H	UC Riverside	84 61	
7	A	Oregon	55 105					262	H	Grand Canyon	72 53	265	H	Long Beach St.	68 45	
9	A	Oregon St.	44 81					273	A	San Diego St.	74 48	311	H	N.C. Central	90 69	
20	H	Kentucky	61 63													
LAST 10 Division I																
7	A	Oregon	55 105	106	H	Washington	64 67									
9	A	Oregon St.	44 81	262	H	Grand Canyon	72 53									
6	H	Stanford	65 79	20	H	Kentucky	61 63									
6	A	Stanford	40 73	170	H	Santa Clara	69 65									
73	H	Washington St.	75 96	209	H	Boston U.	73 62									

Non-Div I Games:

California

Loss, Non-Conf, S Site, H Home A Away N Neutral



Average RPI Win:	269	WON-LOST	WINNING	LAST 10	STRENGTH OF	OPP. STRENGTH	TEAM	ADJ.	CONF.	ADJ CONF.
Average RPI Loss:	214	RECORD	PCT. RANK	GAMES	SCHEDULE	OF SCHEDULE	RPI	RPI	RPI	RPI
DIV. I ONLY	7- 10	218	2-8	309	321	295	295	32	32	
DIV. I NON-CONF.	6- 6	164	1-4	249	310	242	242	32	32	
TOTALS	RPI 1-25	RPI 26-50	W-L RECORDS	RPI 51-100	RPI 101-150	RPI 150+				
7- 10	0- 1	0- 0	OVERALL	0- 0	0- 1	7- 8				
5- 3	0- 0	0- 0	HOME	0- 0	0- 1	5- 2				
2- 4	0- 0	0- 0	AWAY	0- 0	0- 0	2- 4				
0- 3	0- 1	0- 0	NEUTRAL	0- 0	0- 0	0- 2				
6- 6	0- 1	0- 0	NON-CONFERENCE	0- 0	0- 0	6- 5				
5- 1	0- 0	0- 0	HOME	0- 0	0- 0	5- 1				
1- 2	0- 0	0- 0	AWAY	0- 0	0- 0	1- 2				
0- 3	0- 1	0- 0	NEUTRAL	0- 0	0- 0	0- 2				
1- 4	0- 0	0- 0	CONFERENCE	0- 0	0- 1	1- 3				
0- 2	0- 0	0- 0	HOME	0- 0	0- 1	0- 1				
1- 2	0- 0	0- 0	AWAY	0- 0	0- 0	1- 2				
0- 0	0- 0	0- 0	NEUTRAL	0- 0	0- 0	0- 0				

RPI 1-25				RPI 26-50				RPI 51-100				RPI 101+ Team's RPI: 295			
RPI	S	Opponent	Score	RPI	S	Opponent	Score	RPI	S	Opponent	Score	RPI	S	Opponent	Score
6	N	Stanford	78 83									129	H	CSU Bakersfield	61 66
												158	N	Houston	75 96
												197	N	Bowling Green	60 98
												202	H	Northern Ariz.	98 79
												222	A	Cal St. Fullerton	93 97
												250	H	CSUN	64 56
												253	A	Idaho St.	74 68
												261	A	UC Riverside	64 80
												262	H	Grand Canyon	58 62
												265	H	Long Beach St.	79 70
												273	H	San Diego St.	68 80
												275	H	Alabama A&M	60 55
												289	H	UC Santa Barbara	85 81
												309	A	New Mexico St.	56 57
												327	A	UTRGV	68 87
												347	A	Chicago St.	80 65
LAST 10 Division I															
				347	A	Chicago St.	80 65					273	H	San Diego St.	68 80
				262	H	Grand Canyon	58 62					253	A	Idaho St.	74 68
				129	H	CSU Bakersfield	61 66					222	A	Cal St. Fullerton	93 97
				327	A	UTRGV	68 87					261	A	UC Riverside	64 80
				309	A	New Mexico St.	56 57					197	N	Bowling Green	60 98

Non-Div I Games:	Ottawa (AZ)	103	75	LIFE Pacific	93	48
------------------	-------------	-----	----	--------------	----	----

California Baptist

■ Loss, ■ Non-Conf, S Site, H Home A Away N Neutral

Average RPI Win:	255	WON-LOST	WINNING	LAST 10	STRENGTH OF	OPP. STRENGTH	TEAM	ADJ.	CONF.	ADJ CONF.
Average RPI Loss:	194	RECORD	PCT. RANK	GAMES	SCHEDULE	OF SCHEDULE	RPI	RPI	RPI	RPI
DIV. I ONLY	11- 5	66	8-2	290	334	137	137	26	26	
DIV. I NON-CONF.	3- 4	201	0-1	274	257	220	220	27	27	
TOTALS	RPI 1-25	RPI 26-50	W-L RECORDS	RPI 51-100	RPI 101-150	RPI 150+				
11- 5	0- 0	0- 1	OVERALL	0- 1	1- 0	10- 3				
7- 0	0- 0	0- 0	HOME	0- 0	1- 0	6- 0				
4- 5	0- 0	0- 1	AWAY	0- 1	0- 0	4- 3				
0- 0	0- 0	0- 0	NEUTRAL	0- 0	0- 0	0- 0				
3- 4	0- 0	0- 1	NON-CONFERENCE	0- 1	1- 0	2- 2				
2- 0	0- 0	0- 0	HOME	0- 0	1- 0	1- 0				
1- 4	0- 0	0- 1	AWAY	0- 1	0- 0	1- 2				
0- 0	0- 0	0- 0	NEUTRAL	0- 0	0- 0	0- 0				
8- 1	0- 0	0- 0	CONFERENCE	0- 0	0- 0	8- 1				
5- 0	0- 0	0- 0	HOME	0- 0	0- 0	5- 0				
3- 1	0- 0	0- 0	AWAY	0- 0	0- 0	3- 1				
0- 0	0- 0	0- 0	NEUTRAL	0- 0	0- 0	0- 0				

RPI S	Opponent	Score	RPI S	Opponent	Score	RPI S	Opponent	Score	RPI S	Opponent	Score	Team's RPI: 137
37	A Old Dominion	44 59	62	A Wake Forest	46 74	102	H UNC Greensboro	72 64	172	A Hampton	68 31	
						220	H Gardner-Webb	48 44	223	H Kennesaw St.	63 51	
						243	H High Point	73 36	246	A UNC Asheville	52 60	
						252	H Winthrop	63 47	287	A Longwood	70 55	
						302	A Presbyterian	53 47	311	A N.C. Central	64 67	
						312	A Hofstra	55 58	330	A Western Caro.	61 40	
						333	H Charleston So.	61 36	336	H USC Upstate	50 38	
LAST 10 Division I												
333	H Charleston So.	61 36	287	A Longwood	70 55							
302	A Presbyterian	53 47	246	A UNC Asheville	52 60							
252	H Winthrop	63 47	336	H USC Upstate	50 38							
172	A Hampton	68 31	243	H High Point	73 36							
220	H Gardner-Webb	48 44	312	A Hofstra	55 58							

Non-Div I Games: St. Andrews 122 56 Bluefield Col. 65 41

Campbell

Loss, Non-Conf, S Site, H Home A Away N Neutral

## Canisius

Through Games Of Jan. 23, 2020

Average RPI Win:	292	WON-LOST	WINNING	LAST 10	STRENGTH OF	OPP. STRENGTH	TEAM	ADJ.	CONF.	ADJ CONF.
Average RPI Loss:	195	RECORD	PCT. RANK	GAMES	SCHEDULE	OF SCHEDULE	RPI	RPI	RPI	RPI
DIV. I ONLY	2- 14	332	1-9	260	286	329	329	25	25	
DIV. I NON-CONF.	1- 8	322	0-3	302	263	341	341	25	25	
TOTALS	RPI 1-25	RPI 26-50	W-L RECORDS	RPI 51-100	RPI 101-150	RPI 150+				
2- 14	0- 0	0- 0	OVERALL	0- 4	0- 0	2- 10				
1- 5	0- 0	0- 0	HOME	0- 3	0- 0	1- 2				
1- 8	0- 0	0- 0	AWAY	0- 1	0- 0	1- 7				
0- 1	0- 0	0- 0	NEUTRAL	0- 0	0- 0	0- 1				
1- 8	0- 0	0- 0	NON-CONFERENCE	0- 2	0- 0	1- 6				
1- 2	0- 0	0- 0	HOME	0- 1	0- 0	1- 1				
0- 5	0- 0	0- 0	AWAY	0- 1	0- 0	0- 4				
0- 1	0- 0	0- 0	NEUTRAL	0- 0	0- 0	0- 1				
1- 6	0- 0	0- 0	CONFERENCE	0- 2	0- 0	1- 4				
0- 3	0- 0	0- 0	HOME	0- 2	0- 0	0- 1				
1- 3	0- 0	0- 0	AWAY	0- 0	0- 0	1- 3				
0- 0	0- 0	0- 0	NEUTRAL	0- 0	0- 0	0- 0				

RPI 1-25			RPI 26-50			RPI 51-100			RPI 101+			Team's RPI: 329
RPI	S	Opponent	Score	RPI	S	Opponent	Score	RPI	S	Opponent	Score	
						77 H Marist	59 90	161 A Toledo			65 83	
						80 A Buffalo	55 71	163 A Youngstown St.			59 87	
						92 H Colgate	69 90	198 A Quinnipiac			71 74	
						97 H Rider	57 70	219 A Manhattan			50 68	
								235 A Fairfield			70 72	
								239 A Stetson			52 68	
								266 N Appalachian St.			57 74	
								277 A Vermont			53 76	
								290 H St. Bonaventure			84 82	
								294 A Monmouth			71 62	
								307 H Siena			63 68	
								319 H Albany (NY)			53 70	
LAST 10 Division I												
						97 H Rider	57 70	294 A Monmouth			71 62	
						198 A Quinnipiac	71 74	219 A Manhattan			50 68	
						235 A Fairfield	70 72	161 A Toledo			65 83	
						307 H Siena	63 68	266 N Appalachian St.			57 74	
						77 H Marist	59 90	239 A Stetson			52 68	

Non-Div I Games:

Canisius

■ Loss, 
 ■ Non-Conf, 
 ■ S Site, 
 ■ H Home 
 ■ A Away 
 N Neutral

Central Ark.

Through Games Of Jan. 23, 2020

Average RPI Win:	281	WON-LOST	WINNING	LAST 10	STRENGTH OF	OPP. STRENGTH	TEAM	ADJ.	CONF.	ADJ CONF.
Average RPI Loss:	134	RECORD	PCT. RANK	GAMES	SCHEDULE	OF SCHEDULE	RPI	RPI	RPI	RPI
DIV. I ONLY	5- 9	254	5-5	183	254	211	211	23	23	
DIV. I NON-CONF.	1- 5	313	1-1	48	109	227	227	22	22	
TOTALS	RPI 1-25	RPI 26-50	W-L RECORDS	RPI 51-100	RPI 101-150	RPI 150+				
5- 9	0- 1	0- 0	OVERALL	0- 1	0- 3	5- 4				
2- 2	0- 0	0- 0	HOME	0- 0	0- 1	2- 1				
3- 7	0- 1	0- 0	AWAY	0- 1	0- 2	3- 3				
0- 0	0- 0	0- 0	NEUTRAL	0- 0	0- 0	0- 0				
1- 5	0- 1	0- 0	NON-CONFERENCE	0- 1	0- 1	1- 2				
1- 0	0- 0	0- 0	HOME	0- 0	0- 0	1- 0				
0- 5	0- 1	0- 0	AWAY	0- 1	0- 1	0- 2				
0- 0	0- 0	0- 0	NEUTRAL	0- 0	0- 0	0- 0				
4- 4	0- 0	0- 0	CONFERENCE	0- 0	0- 2	4- 2				
1- 2	0- 0	0- 0	HOME	0- 0	0- 1	1- 1				
3- 2	0- 0	0- 0	AWAY	0- 0	0- 1	3- 1				
0- 0	0- 0	0- 0	NEUTRAL	0- 0	0- 0	0- 0				

RPI 1-25				RPI 26-50				RPI 51-100				RPI 101+ Team's RPI: 211			
RPI	S	Opponent	Score	RPI	S	Opponent	Score	RPI	S	Opponent	Score	RPI	S	Opponent	Score
17	A	Texas A&M	46 76					58	A	Tennessee	36 63	126	A	Tulane	38 65
												140	H	New Orleans	37 49
												149	A	SFA	41 102
												151	A	A&M-Corpus Christi	47 67
												159	H	Jackson St.	57 54
												160	H	Sam Houston St.	54 72
												188	A	Little Rock	48 63
												221	A	Northern Ky.	56 72
												292	A	Nicholls St.	53 46
												314	A	Incarnate Word	47 37
												316	H	Houston Baptist	63 39
												324	A	McNeese	70 57
LAST 10 Division I															
292	A	Nicholls St.	53 46	316	H	Houston Baptist	63 39								
149	A	SFA	41 102	151	A	A&M-Corpus Christi	47 67								
160	H	Sam Houston St.	54 72	314	A	Incarnate Word	47 37								
140	H	New Orleans	37 49	17	A	Texas A&M	46 76								
324	A	McNeese	70 57	159	H	Jackson St.	57 54								

Non-Div I Games: Hendrix 104 28 Central Baptist 66 43 Crowley's Ridge 82 26

Central Ark.

Loss, Non-Conf, S Site, H Home A Away N Neutral

Average RPI Win:	344	WON-LOST	WINNING	LAST 10	STRENGTH OF	OPP. STRENGTH	TEAM	ADJ.	CONF.	ADJ CONF.
Average RPI Loss:	209	RECORD	PCT. RANK	GAMES	SCHEDULE	OF SCHEDULE	RPI	RPI	RPI	RPI
DIV. I ONLY	1- 17	347	1-9	292	324	345	345	29	29	
DIV. I NON-CONF.	1- 10	329	1-2	268	284	328	328	30	30	
TOTALS	RPI 1-25	RPI 26-50	W-L RECORDS	RPI 51-100	RPI 101-150	RPI 150+				
1- 17	0- 0	0- 1	OVERALL	0- 1	0- 3	1- 12				
0- 6	0- 0	0- 0	HOME	0- 0	0- 1	0- 5				
1- 11	0- 0	0- 1	AWAY	0- 1	0- 2	1- 7				
0- 0	0- 0	0- 0	NEUTRAL	0- 0	0- 0	0- 0				
1- 10	0- 0	0- 1	NON-CONFERENCE	0- 1	0- 2	1- 6				
0- 3	0- 0	0- 0	HOME	0- 0	0- 0	0- 3				
1- 7	0- 0	0- 1	AWAY	0- 1	0- 2	1- 3				
0- 0	0- 0	0- 0	NEUTRAL	0- 0	0- 0	0- 0				
0- 7	0- 0	0- 0	CONFERENCE	0- 0	0- 1	0- 6				
0- 3	0- 0	0- 0	HOME	0- 0	0- 1	0- 2				
0- 4	0- 0	0- 0	AWAY	0- 0	0- 0	0- 4				
0- 0	0- 0	0- 0	NEUTRAL	0- 0	0- 0	0- 0				

RPI S	Opponent	Score	RPI S	Opponent	Score	RPI S	Opponent	Score	RPI S	Opponent	Score	Team's RPI: 345
30	A FGCU	60 94	80	A Buffalo	56 61	105	A Duquesne	33 72	114	A Lehigh	51 70	
						133	H Robert Morris	56 86	168	H Merrimack	56 65	
						175	A Fla. Atlantic	54 72	212	A Mt. St. Mary's	64 72	
						224	H Brown	73 83	228	H Saint Francis (PA)	52 64	
						233	H UMass Lowell	54 56	271	A Sacred Heart	58 66	
						278	A New Hampshire	59 70	297	A Pittsburgh	73 81	
						319	H Albany (NY)	63 73	338	A Fairleigh Dickinson	47 66	
						344	A Hartford	61 54	348	A LIU Brooklyn	61 63	
LAST 10 Division I												
338	A Fairleigh Dickinson	47 66	228	H Saint Francis (PA)	52 64							
212	A Mt. St. Mary's	64 72	133	H Robert Morris	56 86							
348	A LIU Brooklyn	61 63	344	A Hartford	61 54							
168	H Merrimack	56 65	30	A FGCU	60 94							
271	A Sacred Heart	58 66	175	A Fla. Atlantic	54 72							

Non-Div I Games:

Central Conn. St.

■ Loss, 
 ■ Non-Conf, 
 ■ S Site, 
 ■ H Home 
 ■ A Away 
 N Neutral

## Central Mich.

Through Games Of Jan. 23, 2020

Average RPI Win:	145	WON-LOST	WINNING	LAST 10	STRENGTH OF	OPP. STRENGTH	TEAM	ADJ.	CONF.	ADJ CONF.
Average RPI Loss:	69	RECORD	PCT. RANK	GAMES	SCHEDULE	OF SCHEDULE	RPI	RPI	RPI	RPI
DIV. I ONLY	13- 4	42	9-1	33	101	22	22	10	10	
DIV. I NON-CONF.	7- 4	100	3-1	28	75	36	36	10	10	
TOTALS	RPI 1-25	RPI 26-50	W-L RECORDS	RPI 51-100	RPI 101-150	RPI 150+				
13- 4	0- 1	0- 1	OVERALL	5- 1	2- 0	6- 1				
6- 1	0- 0	0- 0	HOME	3- 0	1- 0	2- 1				
7- 3	0- 1	0- 1	AWAY	2- 1	1- 0	4- 0				
0- 0	0- 0	0- 0	NEUTRAL	0- 0	0- 0	0- 0				
7- 4	0- 1	0- 1	NON-CONFERENCE	3- 1	1- 0	3- 1				
4- 1	0- 0	0- 0	HOME	2- 0	1- 0	1- 1				
3- 3	0- 1	0- 1	AWAY	1- 1	0- 0	2- 0				
0- 0	0- 0	0- 0	NEUTRAL	0- 0	0- 0	0- 0				
6- 0	0- 0	0- 0	CONFERENCE	2- 0	1- 0	3- 0				
2- 0	0- 0	0- 0	HOME	1- 0	0- 0	1- 0				
4- 0	0- 0	0- 0	AWAY	1- 0	1- 0	2- 0				
0- 0	0- 0	0- 0	NEUTRAL	0- 0	0- 0	0- 0				

RPI 1-25				RPI 26-50				RPI 51-100				RPI 101+			
RPI	S	Opponent	Score	RPI	S	Opponent	Score	RPI	S	Opponent	Score	RPI	S	Opponent	Score
2	A	Louisville	63 76	31	A	Western Ky.	58 93	61	A	UCF	58 64	135	H	Northeastern	79 63
								64	H	Ball St.	66 39	141	A	Western Mich.	80 70
								75	A	Ohio	73 71	179	A	Eastern Mich.	89 82
								77	H	Marist	77 54	180	A	Bethune-Cookman	92 67
								79	A	South Dakota St.	79 74	181	H	Green Bay	105 111
								87	H	Dayton	81 80	193	A	Akron	77 72
												195	H	Miami (OH)	76 70
												207	H	Iona	70 50
												269	A	Oakland	65 47
LAST 10 Division I															
179	A	Eastern Mich.	89 82	193	A	Akron	77 72								
141	A	Western Mich.	80 70	61	A	UCF	58 64								
64	H	Ball St.	66 39	180	A	Bethune-Cookman	92 67								
195	H	Miami (OH)	76 70	269	A	Oakland	65 47								
75	A	Ohio	73 71	79	A	South Dakota St.	79 74								

Non-Div I Games:

Central Mich.

■ Loss, 
 ■ Non-Conf, S Site, 
 ■ Home 
 ■ Away 
 N Neutral

Charleston So.

Through Games Of Jan. 23, 2020

Average RPI Win:	246	WON-LOST	WINNING	LAST 10	STRENGTH OF	OPP. STRENGTH	TEAM	ADJ.	CONF.	ADJ CONF.
Average RPI Loss:	216	RECORD	PCT. RANK	GAMES	SCHEDULE	OF SCHEDULE	RPI	RPI	RPI	RPI
DIV. I ONLY	1- 14	343	1-9	217	347	333	333	26	26	
DIV. I NON-CONF.	0- 7	338	0-2	217	334	340	340	27	27	
TOTALS	RPI 1-25	RPI 26-50	W-L RECORDS	RPI 51-100	RPI 101-150	RPI 150+				
1- 14	0- 1	0- 0	OVERALL	0- 1	0- 1	1- 11				
0- 7	0- 0	0- 0	HOME	0- 0	0- 0	0- 7				
1- 7	0- 1	0- 0	AWAY	0- 1	0- 1	1- 4				
0- 0	0- 0	0- 0	NEUTRAL	0- 0	0- 0	0- 0				
0- 7	0- 1	0- 0	NON-CONFERENCE	0- 1	0- 0	0- 5				
0- 4	0- 0	0- 0	HOME	0- 0	0- 0	0- 4				
0- 3	0- 1	0- 0	AWAY	0- 1	0- 0	0- 1				
0- 0	0- 0	0- 0	NEUTRAL	0- 0	0- 0	0- 0				
1- 7	0- 0	0- 0	CONFERENCE	0- 0	0- 1	1- 6				
0- 3	0- 0	0- 0	HOME	0- 0	0- 0	0- 3				
1- 4	0- 0	0- 0	AWAY	0- 0	0- 1	1- 3				
0- 0	0- 0	0- 0	NEUTRAL	0- 0	0- 0	0- 0				

RPI S	Opponent	Score	RPI S	Opponent	Score	RPI S	Opponent	Score	RPI S	Opponent	Score	Team's RPI: 333
18	A Florida St.	36 88				57	A North Carolina	54 85	137	A Campbell	36 61	
									172	H Hampton	59 64	
									180	H Bethune-Cookman	41 81	
									186	H North Dakota	57 73	
									220	H Gardner-Webb	52 79	
									243	H High Point	70 84	
									246	A UNC Asheville	60 48	
									248	H Col. of Charleston	70 79	
									255	A Radford	35 72	
									287	A Longwood	64 84	
									330	A Western Caro.	64 69	
									336	A USC Upstate	53 70	
									349	H South Carolina St.	75 81	
LAST 10 Division I												
137	A Campbell	36 61	255	A Radford	35 72							
172	H Hampton	59 64	220	H Gardner-Webb	52 79							
246	A UNC Asheville	60 48	336	A USC Upstate	53 70							
243	H High Point	70 84	248	H Col. of Charleston	70 79							
287	A Longwood	64 84	330	A Western Caro.	64 69							

Non-Div I Games: Columbia (SC) 76 59 Virginia-Lynchburg 92 55

Charleston So.

Loss, Non-Conf, S Site, H Home A Away N Neutral

Average RPI Win:	178	WON-LOST	WINNING	LAST 10	STRENGTH OF	OPP. STRENGTH	TEAM	ADJ.	CONF.	ADJ CONF.
Average RPI Loss:	73	RECORD	PCT. RANK	GAMES	SCHEDULE	OF SCHEDULE	RPI	RPI	RPI	RPI
DIV. I ONLY	11- 6	92	5-5	98	83	71	71	13	13	
DIV. I NON-CONF.	9- 2	38	3-1	159	80	58	58	13	13	
TOTALS	RPI 1-25	RPI 26-50	W-L RECORDS	RPI 51-100	RPI 101-150	RPI 150+				
11- 6	0- 1	0- 2	OVERALL	3- 1	3- 1	5- 1				
5- 2	0- 0	0- 1	HOME	0- 0	1- 1	4- 0				
4- 4	0- 1	0- 1	AWAY	2- 1	1- 0	1- 1				
2- 0	0- 0	0- 0	NEUTRAL	1- 0	1- 0	0- 0				
9- 2	0- 1	0- 0	NON-CONFERENCE	3- 0	2- 1	4- 0				
4- 1	0- 0	0- 0	HOME	0- 0	1- 1	3- 0				
3- 1	0- 1	0- 0	AWAY	2- 0	0- 0	1- 0				
2- 0	0- 0	0- 0	NEUTRAL	1- 0	1- 0	0- 0				
2- 4	0- 0	0- 2	CONFERENCE	0- 1	1- 0	1- 1				
1- 1	0- 0	0- 1	HOME	0- 0	0- 0	1- 0				
1- 3	0- 0	0- 1	AWAY	0- 1	1- 0	0- 1				
0- 0	0- 0	0- 0	NEUTRAL	0- 0	0- 0	0- 0				

RPI 1-25				RPI 26-50				RPI 51-100				Team's RPI: 71	RPI 101+			
RPI	S	Opponent	Score	RPI	S	Opponent	Score	RPI	S	Opponent	Score		RPI	S	Opponent	Score
20	A	Kentucky	39 86	31	H	Western Ky.	56 60	59	A	Middle Tenn.	59 83		116	H	Fordham	51 76
				37	A	Old Dominion	51 54	62	A	Wake Forest	77 65		126	N	Tulane	60 56
								84	N	Boston College	84 68		130	H	Richmond	78 59
								94	A	Davidson	75 64		132	A	UAB	83 75
													175	A	Fla. Atlantic	44 65
													220	H	Gardner-Webb	74 49
													249	H	Marshall	52 46
													258	H	Delaware	61 57
													282	A	East Carolina	59 47
													322	H	UMES	64 44
LAST 10 Division I																
				175	A	Fla. Atlantic	44 65					132	A	UAB	83 75	
				31	H	Western Ky.	56 60					322	H	UMES	64 44	
				249	H	Marshall	52 46					94	A	Davidson	75 64	
				37	A	Old Dominion	51 54					258	H	Delaware	61 57	
				59	A	Middle Tenn.	59 83					20	A	Kentucky	39 86	

Non-Div I Games:

Charlotte

■ Loss, 
■ Non-Conf, S Site, 
■ Home 
■ Away 
N Neutral



## Chattanooga

Through Games Of Jan. 23, 2020

Average RPI Win: <b>223</b>	WON-LOST	WINNING	LAST 10	STRENGTH OF	OPP. STRENGTH	TEAM	ADJ.	CONF.	ADJ CONF.
Average RPI Loss: <b>108</b>	RECORD	PCT. RANK	GAMES	SCHEDULE	OF SCHEDULE	RPI	RPI	RPI	RPI
DIV. I ONLY	4- 15	312	3-7	49	151	208	208	24	24
DIV. I NON-CONF.	1- 13	337	0-5	17	112	221	221	20	20
TOTALS	RPI 1-25	RPI 26-50	W-L RECORDS	RPI 51-100	RPI 101-150	RPI 150+			
4- 15	0- 3	0- 0	OVERALL	0- 5	1- 2	3- 5			
2- 6	0- 1	0- 0	HOME	0- 2	0- 0	2- 3			
2- 9	0- 2	0- 0	AWAY	0- 3	1- 2	1- 2			
0- 0	0- 0	0- 0	NEUTRAL	0- 0	0- 0	0- 0			
1- 13	0- 3	0- 0	NON-CONFERENCE	0- 5	1- 1	0- 4			
0- 6	0- 1	0- 0	HOME	0- 2	0- 0	0- 3			
1- 7	0- 2	0- 0	AWAY	0- 3	1- 1	0- 1			
0- 0	0- 0	0- 0	NEUTRAL	0- 0	0- 0	0- 0			
3- 2	0- 0	0- 0	CONFERENCE	0- 0	0- 1	3- 1			
2- 0	0- 0	0- 0	HOME	0- 0	0- 0	2- 0			
1- 2	0- 0	0- 0	AWAY	0- 0	0- 1	1- 1			
0- 0	0- 0	0- 0	NEUTRAL	0- 0	0- 0	0- 0			

RPI 1-25				RPI 26-50				RPI 51-100				RPI 101+ Team's RPI: 208			
RPI	S	Opponent	Score	RPI	S	Opponent	Score	RPI	S	Opponent	Score	RPI	S	Opponent	Score
2	A	Louisville	37 <b>86</b>					70	H	Troy	51 <b>90</b>	102	A	UNC Greensboro	41 <b>49</b>
19	A	NC State	38 <b>74</b>					75	H	Ohio	58 <b>70</b>	108	A	Liberty	71 54
25	H	Purdue	34 <b>66</b>					78	A	Belmont	50 <b>63</b>	120	A	Cincinnati	53 <b>72</b>
								79	A	South Dakota St.	56 <b>71</b>	154	H	Furman	60 52
								81	A	UT Martin	51 <b>78</b>	165	A	Samford	46 <b>60</b>
												166	H	Austin Peay	49 <b>50</b>
												172	H	Hampton	55 <b>84</b>
												199	H	Northern Colo.	42 <b>59</b>
												270	A	Eastern Ky.	65 <b>71</b>
												299	H	Wofford	80 76
												330	A	Western Caro.	59 52
LAST 10 Division I															
165	A	Samford	46 <b>60</b>	75	H	Ohio	58 <b>70</b>								
154	H	Furman	60 52	19	A	NC State	38 <b>74</b>								
299	H	Wofford	80 76	70	H	Troy	51 <b>90</b>								
102	A	UNC Greensboro	41 <b>49</b>	79	A	South Dakota St.	56 <b>71</b>								
330	A	Western Caro.	59 52	81	A	UT Martin	51 <b>78</b>								

Non-Div I Games:

Chattanooga

■ Loss, 
 ■ Non-Conf, 
 ■ S Site, 
 ■ H Home 
 ■ A Away 
 N Neutral

## Chicago St.

Through Games Of Jan. 23, 2020

Average RPI Win:	129	WON-LOST	WINNING	LAST 10	STRENGTH OF	OPP. STRENGTH	TEAM	ADJ.	CONF.	ADJ CONF.
Average RPI Loss:	235	RECORD	PCT. RANK	GAMES	SCHEDULE	OF SCHEDULE	RPI	RPI	RPI	RPI
DIV. I ONLY	1- 19	348	1-9	312	320	347	347	32	32	
DIV. I NON-CONF.	0- 13	338	0-3	265	267	343	343	32	32	
TOTALS	RPI 1-25	RPI 26-50	W-L RECORDS	RPI 51-100	RPI 101-150	RPI 150+				
1- 19	0- 0	0- 1	OVERALL	0- 1	1- 3	0- 14				
0- 9	0- 0	0- 1	HOME	0- 1	0- 0	0- 7				
1- 9	0- 0	0- 0	AWAY	0- 0	1- 3	0- 6				
0- 1	0- 0	0- 0	NEUTRAL	0- 0	0- 0	0- 1				
0- 13	0- 0	0- 1	NON-CONFERENCE	0- 1	0- 3	0- 8				
0- 6	0- 0	0- 1	HOME	0- 1	0- 0	0- 4				
0- 6	0- 0	0- 0	AWAY	0- 0	0- 3	0- 3				
0- 1	0- 0	0- 0	NEUTRAL	0- 0	0- 0	0- 1				
1- 6	0- 0	0- 0	CONFERENCE	0- 0	1- 0	0- 6				
0- 3	0- 0	0- 0	HOME	0- 0	0- 0	0- 3				
1- 3	0- 0	0- 0	AWAY	0- 0	1- 0	0- 3				
0- 0	0- 0	0- 0	NEUTRAL	0- 0	0- 0	0- 0				

RPI 1-25	RPI 26-50	RPI 51-100	RPI 101+	Team's RPI: 347
RPI S Opponent Score	RPI S Opponent Score	RPI S Opponent Score	RPI S Opponent Score	
	43 H Arizona 50 82	98 H Loyola Chicago 53 98	104 A UT Arlington 53 84	
			129 A CSU Bakersfield 60 58	
			141 A Western Mich. 69 90	
			143 A Illinois 66 96	
			181 H Green Bay 46 102	
			183 A Valparaiso 49 95	
			213 H Western Ill. 78 88	
			262 A Grand Canyon 49 69	
			269 H Oakland 70 98	
			284 A Nevada 60 80	
			289 N UC Santa Barbara 65 96	
			295 H California Baptist 65 80	
			309 H New Mexico St. 60 73	
			320 A Utah Valley 58 89	
			326 A Evansville 42 76	
			327 H UTRGV 67 87	
			340 A Seattle U 51 80	
			342 H UIC 61 73	
LAST 10 Division I				
	295 H California Baptist 65 80	340 A Seattle U 51 80		
	129 A CSU Bakersfield 60 58	320 A Utah Valley 58 89		
	262 A Grand Canyon 49 69	183 A Valparaiso 49 95		
	327 H UTRGV 67 87	326 A Evansville 42 76		
	309 H New Mexico St. 60 73	141 A Western Mich. 69 90		

Non-Div I Games:

Chicago St.

■ Loss, 
■ Non-Conf, 
■ S Site, 
■ H Home 
■ A Away 
N Neutral

Average RPI Win:	184	WON-LOST	WINNING	LAST 10	STRENGTH OF	OPP. STRENGTH	TEAM	ADJ.	CONF.	ADJ CONF.
Average RPI Loss:	68	RECORD	PCT. RANK	GAMES	SCHEDULE	OF SCHEDULE	RPI	RPI	RPI	RPI
DIV. I ONLY	12- 6	70	8-2	188	31	120	120	9	9	
DIV. I NON-CONF.	9- 4	84	5-0	256	22	146	146	8	8	
TOTALS	RPI 1-25	RPI 26-50	W-L RECORDS	RPI 51-100	RPI 101-150	RPI 150+				
12- 6	0- 1	0- 1	OVERALL	2- 2	2- 2	8- 0				
9- 2	0- 0	0- 1	HOME	2- 0	1- 1	6- 0				
3- 2	0- 0	0- 0	AWAY	0- 1	1- 1	2- 0				
0- 2	0- 1	0- 0	NEUTRAL	0- 1	0- 0	0- 0				
9- 4	0- 1	0- 1	NON-CONFERENCE	1- 1	2- 1	6- 0				
7- 2	0- 0	0- 1	HOME	1- 0	1- 1	5- 0				
2- 0	0- 0	0- 0	AWAY	0- 0	1- 0	1- 0				
0- 2	0- 1	0- 0	NEUTRAL	0- 1	0- 0	0- 0				
3- 2	0- 0	0- 0	CONFERENCE	1- 1	0- 1	2- 0				
2- 0	0- 0	0- 0	HOME	1- 0	0- 0	1- 0				
1- 2	0- 0	0- 0	AWAY	0- 1	0- 1	1- 0				
0- 0	0- 0	0- 0	NEUTRAL	0- 0	0- 0	0- 0				

RPI 1-25				RPI 26-50				RPI 51-100				RPI 101+ Team's RPI: 120			
RPI	S	Opponent	Score	RPI	S	Opponent	Score	RPI	S	Opponent	Score	RPI	S	Opponent	Score
5	N	Iowa	61 69	29	H	Ohio St.	73 78	51	N	Bucknell	48 56	109	H	Saint Louis	50 60
								61	H	UCF	81 64	113	H	Utah	68 62
								64	H	Ball St.	63 56	121	A	VCU	58 56
								86	A	South Fla.	68 76	126	A	Tulane	59 64
												158	H	Houston	85 66
												164	A	Memphis	73 66
												195	H	Miami (OH)	98 68
												208	H	Chattanooga	72 53
												214	A	Xavier	85 78
												275	H	Alabama A&M	62 47
												297	H	Pittsburgh	69 53
												343	H	Coppin St.	86 40
LAST 10 Division I															
				158	H	Houston	85 66	343	H	Coppin St.	86 40				
				126	A	Tulane	59 64	297	H	Pittsburgh	69 53				
				61	H	UCF	81 64	275	H	Alabama A&M	62 47				
				164	A	Memphis	73 66	214	A	Xavier	85 78				
				86	A	South Fla.	68 76	195	H	Miami (OH)	98 68				

Non-Div I Games:

Cincinnati

Average RPI Win:	<b>223</b>	WON-LOST	WINNING	LAST 10	STRENGTH OF	OPP. STRENGTH	TEAM	ADJ.	CONF.	ADJ CONF.
Average RPI Loss:	<b>71</b>	RECORD	PCT. RANK	GAMES	SCHEDULE	OF SCHEDULE	RPI	RPI	RPI	RPI
DIV. I ONLY	<b>7- 12</b>	<b>247</b>	<b>4-6</b>	<b>80</b>	<b>29</b>	<b>177</b>	<b>177</b>	<b>5</b>	<b>5</b>	
DIV. I NON-CONF.	<b>4- 7</b>	<b>225</b>	<b>1-1</b>	<b>142</b>	<b>118</b>	<b>224</b>	<b>224</b>	<b>3</b>	<b>3</b>	
TOTALS	RPI 1-25	RPI 26-50	W-L RECORDS	RPI 51-100	RPI 101-150	RPI 150+				
7- 12	0- 5	1- 1	OVERALL	0- 3	1- 1	5- 2				
4- 6	0- 3	1- 0	HOME	0- 1	0- 1	3- 1				
2- 5	0- 1	0- 1	AWAY	0- 2	1- 0	1- 1				
1- 1	0- 1	0- 0	NEUTRAL	0- 0	0- 0	1- 0				
4- 7	0- 3	0- 0	NON-CONFERENCE	0- 1	0- 1	4- 2				
2- 4	0- 1	0- 0	HOME	0- 1	0- 1	2- 1				
1- 2	0- 1	0- 0	AWAY	0- 0	0- 0	1- 1				
1- 1	0- 1	0- 0	NEUTRAL	0- 0	0- 0	1- 0				
3- 5	0- 2	1- 1	CONFERENCE	0- 2	1- 0	1- 0				
2- 2	0- 2	1- 0	HOME	0- 0	0- 0	1- 0				
1- 3	0- 0	0- 1	AWAY	0- 2	1- 0	0- 0				
0- 0	0- 0	0- 0	NEUTRAL	0- 0	0- 0	0- 0				

RPI 1-25				RPI 26-50				RPI 51-100				RPI 101+ Team's RPI: 177			
RPI	S	Opponent	Score	RPI	S	Opponent	Score	RPI	S	Opponent	Score	RPI	S	Opponent	Score
1	H	South Carolina	48 <b>84</b>	42	H	Duke	62 58	55	A	Miami (FL)	64 <b>68</b>	122	A	Notre Dame	71 55
2	H	Louisville	50 <b>75</b>	46	A	Georgia Tech	47 <b>49</b>	62	A	Wake Forest	58 <b>63</b>	127	H	N.C. A&T	74 <b>82</b>
5	A	Iowa	60 <b>74</b>					69	H	Alabama	54 <b>67</b>	154	H	Furman	77 71
16	N	Maryland	44 <b>63</b>									189	A	Penn St.	55 <b>68</b>
18	H	Florida St.	64 <b>81</b>									263	H	Navy	52 <b>65</b>
												297	H	Pittsburgh	75 67
												308	H	Alabama St.	76 43
												310	N	Alcorn	77 46
												328	A	Mercer	65 61
LAST 10 Division I															
55	A	Miami (FL)	64 <b>68</b>	2	H	Louisville	50 <b>75</b>								
42	H	Duke	62 58	122	A	Notre Dame	71 55								
297	H	Pittsburgh	75 67	127	H	N.C. A&T	74 <b>82</b>								
46	A	Georgia Tech	47 <b>49</b>	328	A	Mercer	65 61								
62	A	Wake Forest	58 <b>63</b>	18	H	Florida St.	64 <b>81</b>								

Non-Div I Games:

Clemson

■ Loss, 
 ■ Non-Conf, S Site, 
 ■ Home 
 ■ Away 
 N Neutral

Average RPI Win:	270	WON-LOST	WINNING	LAST 10	STRENGTH OF	OPP. STRENGTH	TEAM	ADJ.	CONF.	ADJ CONF.
Average RPI Loss:	177	RECORD	PCT. RANK	GAMES	SCHEDULE	OF SCHEDULE	RPI	RPI	RPI	RPI
DIV. I ONLY	12- 4	49	7-3	348	222	185	185	21	21	
DIV. I NON-CONF.	8- 1	27	3-0	350	189	167	167	18	18	
TOTALS	RPI 1-25	RPI 26-50	W-L RECORDS	RPI 51-100	RPI 101-150	RPI 150+				
12- 4	0- 0	0- 0	OVERALL	0- 1	0- 1	12- 2				
3- 1	0- 0	0- 0	HOME	0- 1	0- 0	3- 0				
9- 3	0- 0	0- 0	AWAY	0- 0	0- 1	9- 2				
0- 0	0- 0	0- 0	NEUTRAL	0- 0	0- 0	0- 0				
8- 1	0- 0	0- 0	NON-CONFERENCE	0- 0	0- 0	8- 1				
1- 0	0- 0	0- 0	HOME	0- 0	0- 0	1- 0				
7- 1	0- 0	0- 0	AWAY	0- 0	0- 0	7- 1				
0- 0	0- 0	0- 0	NEUTRAL	0- 0	0- 0	0- 0				
4- 3	0- 0	0- 0	CONFERENCE	0- 1	0- 1	4- 1				
2- 1	0- 0	0- 0	HOME	0- 1	0- 0	2- 0				
2- 2	0- 0	0- 0	AWAY	0- 0	0- 1	2- 1				
0- 0	0- 0	0- 0	NEUTRAL	0- 0	0- 0	0- 0				

RPI S	Opponent	Score	RPI S	Opponent	Score	RPI S	Opponent	Score	RPI S	Opponent	Score	Team's RPI: 185
						53	H IUPUI	53 78	144	A Wright St.	62 78	
									163	H Youngstown St.	60 52	
									193	H Akron	66 62	
									197	A Bowling Green	62 89	
									221	A Northern Ky.	73 68	
									234	A ETSU	62 54	
									264	A Delaware St.	57 49	
									269	A Oakland	79 58	
									276	A Omaha	79 66	
									290	A St. Bonaventure	65 62	
									312	A Hofstra	61 51	
									313	A Detroit Mercy	59 70	
									330	A Western Caro.	68 61	
									342	H UIC	84 44	
									348	A LIU Brooklyn	79 49	
LAST 10 Division I												
269	A Oakland	79 58	53	H IUPUI	53 78							
313	A Detroit Mercy	59 70	342	H UIC	84 44							
163	H Youngstown St.	60 52	276	A Omaha	79 66							
221	A Northern Ky.	73 68	234	A ETSU	62 54							
144	A Wright St.	62 78	330	A Western Caro.	68 61							

Non-Div I Games: Davis & Elkins 110 41 Lake Erie 95 49

Cleveland St.

Loss, Non-Conf, S Site, H Home A Away N Neutral

## Coastal Caro.

Through Games Of Jan. 23, 2020

Average RPI Win:	234	WON-LOST	WINNING	LAST 10	STRENGTH OF	OPP. STRENGTH	TEAM	ADJ.	CONF.	ADJ CONF.
Average RPI Loss:	100	RECORD	PCT. RANK	GAMES	SCHEDULE	OF SCHEDULE	RPI	RPI	RPI	RPI
DIV. I ONLY	13- 2	17	9-1	315	207	101	101	22	22	
DIV. I NON-CONF.	8- 1	27	4-0	340	249	148	148	21	21	
TOTALS	RPI 1-25	RPI 26-50	W-L RECORDS	RPI 51-100	RPI 101-150	RPI 150+				
13- 2	0- 0	0- 0	OVERALL	0- 1	3- 1	10- 0				
6- 1	0- 0	0- 0	HOME	0- 0	2- 1	4- 0				
6- 1	0- 0	0- 0	AWAY	0- 1	0- 0	6- 0				
1- 0	0- 0	0- 0	NEUTRAL	0- 0	1- 0	0- 0				
8- 1	0- 0	0- 0	NON-CONFERENCE	0- 0	2- 1	6- 0				
4- 1	0- 0	0- 0	HOME	0- 0	1- 1	3- 0				
3- 0	0- 0	0- 0	AWAY	0- 0	0- 0	3- 0				
1- 0	0- 0	0- 0	NEUTRAL	0- 0	1- 0	0- 0				
5- 1	0- 0	0- 0	CONFERENCE	0- 1	1- 0	4- 0				
2- 0	0- 0	0- 0	HOME	0- 0	1- 0	1- 0				
3- 1	0- 0	0- 0	AWAY	0- 1	0- 0	3- 0				
0- 0	0- 0	0- 0	NEUTRAL	0- 0	0- 0	0- 0				

RPI 1-25				RPI 26-50				RPI 51-100				RPI 101+ Team's RPI: 101				
RPI	S	Opponent	Score	RPI	S	Opponent	Score	RPI	S	Opponent	Score	RPI	S	Opponent	Score	
								70	A	Troy	77	84	102	H	UNC Greensboro	63 54
													104	H	UT Arlington	62 56
													107	N	Elon	76 65
													130	H	Richmond	67 79
													188	A	Little Rock	68 48
													204	H	George Mason	74 59
													247	A	UNCW	62 43
													254	A	South Alabama	71 62
													266	A	Appalachian St.	80 53
													283	H	Texas St.	75 67
													299	A	Wofford	78 73
													305	H	Ark.-Pine Bluff	76 69
													330	A	Western Caro.	66 43
													349	H	South Carolina St.	85 44
LAST 10 Division I																
266	A	Appalachian St.	80 53	70	A	Troy	77 84									
188	A	Little Rock	68 48	349	H	South Carolina St.	85 44									
104	H	UT Arlington	62 56	107	N	Elon	76 65									
283	H	Texas St.	75 67	247	A	UNCW	62 43									
254	A	South Alabama	71 62	204	H	George Mason	74 59									

Non-Div I Games: UNC Pembroke 86 44 Wesleyan (GA) 132 32

Coastal Caro.

Loss, Non-Conf, S Site, H Home A Away N Neutral

Average RPI Win:	271	WON-LOST	WINNING	LAST 10	STRENGTH OF	OPP. STRENGTH	TEAM	ADJ.	CONF.	ADJ CONF.
Average RPI Loss:	143	RECORD	PCT. RANK	GAMES	SCHEDULE	OF SCHEDULE	RPI	RPI	RPI	RPI
DIV. I ONLY	8- 8	175	5-5	307	253	248	248	14	14	
DIV. I NON-CONF.	6- 4	123	3-1	347	315	271	271	14	14	
TOTALS	RPI 1-25	RPI 26-50	W-L RECORDS	RPI 51-100	RPI 101-150	RPI 150+				
8- 8	0- 0	0- 1	OVERALL	1- 1	0- 2	7- 4				
4- 4	0- 0	0- 1	HOME	1- 0	0- 1	3- 2				
4- 4	0- 0	0- 0	AWAY	0- 1	0- 1	4- 2				
0- 0	0- 0	0- 0	NEUTRAL	0- 0	0- 0	0- 0				
6- 4	0- 0	0- 0	NON-CONFERENCE	0- 1	0- 1	6- 2				
2- 2	0- 0	0- 0	HOME	0- 0	0- 1	2- 1				
4- 2	0- 0	0- 0	AWAY	0- 1	0- 0	4- 1				
0- 0	0- 0	0- 0	NEUTRAL	0- 0	0- 0	0- 0				
2- 4	0- 0	0- 1	CONFERENCE	1- 0	0- 1	1- 2				
2- 2	0- 0	0- 1	HOME	1- 0	0- 0	1- 1				
0- 2	0- 0	0- 0	AWAY	0- 0	0- 1	0- 1				
0- 0	0- 0	0- 0	NEUTRAL	0- 0	0- 0	0- 0				

RPI 1-25				RPI 26-50				RPI 51-100				RPI 101+				Team's RPI: 248	
RPI	S	Opponent	Score	RPI	S	Opponent	Score	RPI	S	Opponent	Score	RPI	S	Opponent	Score		
				39	H	James Madison	53 87	62	A	Wake Forest	50 106	102	H	UNC Greensboro	56 69		
								93	H	Drexel	73 59	107	A	Elon	48 90		
												157	A	William & Mary	60 85		
												171	H	Towson	62 79		
												204	H	George Mason	61 72		
												243	A	High Point	79 70		
												252	A	Winthrop	84 73		
												258	H	Delaware	84 73		
												302	A	Presbyterian	54 58		
												311	H	N.C. Central	85 78		
												330	H	Western Caro.	73 62		
												333	A	Charleston So.	79 70		
												349	A	South Carolina St.	76 55		
LAST 10 Division I																	
				39	H	James Madison	53 87	93	H	Drexel	73 59						
				171	H	Towson	62 79	330	H	Western Caro.	73 62						
				157	A	William & Mary	60 85	333	A	Charleston So.	79 70						
				107	A	Elon	48 90	102	H	UNC Greensboro	56 69						
				258	H	Delaware	84 73	252	A	Winthrop	84 73						

Non-Div I Games: Coker

82 57

Col. of Charleston

■ Loss, 
 ■ Non-Conf, 
 ■ S Site, 
 ■ H Home 
 ■ A Away 
 N Neutral

Average RPI Win:	244	WON-LOST	WINNING	LAST 10	STRENGTH OF	OPP. STRENGTH	TEAM	ADJ.	CONF.	ADJ CONF.
Average RPI Loss:	88	RECORD	PCT. RANK	GAMES	SCHEDULE	OF SCHEDULE	RPI	RPI	RPI	RPI
DIV. I ONLY	13- 5	57	7-3	248	156	92	92	15	15	
DIV. I NON-CONF.	8- 3	68	2-1	225	165	76	76	15	15	
TOTALS	RPI 1-25	RPI 26-50	W-L RECORDS	RPI 51-100	RPI 101-150	RPI 150+				
13- 5	0- 1	1- 0	OVERALL	0- 2	0- 1	12- 1				
8- 0	0- 0	1- 0	HOME	0- 0	0- 0	7- 0				
5- 5	0- 1	0- 0	AWAY	0- 2	0- 1	5- 1				
0- 0	0- 0	0- 0	NEUTRAL	0- 0	0- 0	0- 0				
8- 3	0- 1	1- 0	NON-CONFERENCE	0- 1	0- 1	7- 0				
5- 0	0- 0	1- 0	HOME	0- 0	0- 0	4- 0				
3- 3	0- 1	0- 0	AWAY	0- 1	0- 1	3- 0				
0- 0	0- 0	0- 0	NEUTRAL	0- 0	0- 0	0- 0				
5- 2	0- 0	0- 0	CONFERENCE	0- 1	0- 0	5- 1				
3- 0	0- 0	0- 0	HOME	0- 0	0- 0	3- 0				
2- 2	0- 0	0- 0	AWAY	0- 1	0- 0	2- 1				
0- 0	0- 0	0- 0	NEUTRAL	0- 0	0- 0	0- 0				

RPI 1-25				RPI 26-50				RPI 51-100 Team's RPI: 92				RPI 101+			
RPI	S	Opponent	Score	RPI	S	Opponent	Score	RPI	S	Opponent	Score	RPI	S	Opponent	Score
15	A	Northwestern	44 73	45	H	Yale	70 67	51	A	Bucknell	43 66	109	A	Saint Louis	51 61
								69	A	Alabama	52 72	156	A	Cornell	62 58
												196	A	American	61 63
												209	A	Boston U.	70 61
												225	H	Lafayette	73 52
												227	H	Niagara	85 72
												233	H	UMass Lowell	73 51
												263	H	Navy	80 55
												274	H	Wagner	74 58
												281	H	Army West Point	100 93
												285	A	Loyola Maryland	76 74
												307	H	Siena	88 51
												329	A	Canisius	90 69
												334	A	NJIT	79 52
LAST 10 Division I															
				51	A	Bucknell	43 66	281	H	Army West Point	100 93				
				209	A	Boston U.	70 61	196	A	American	61 63				
				225	H	Lafayette	73 52	274	H	Wagner	74 58				
				263	H	Navy	80 55	69	A	Alabama	52 72				
				285	A	Loyola Maryland	76 74	307	H	Siena	88 51				

Non-Div I Games:

Colgate



Colorado

Through Games Of Jan. 23, 2020

Average RPI Win:	192	WON-LOST	WINNING	LAST 10	STRENGTH OF	OPP. STRENGTH	TEAM	ADJ.	CONF.	ADJ CONF.
Average RPI Loss:	34	RECORD	PCT. RANK	GAMES	SCHEDULE	OF SCHEDULE	RPI	RPI	RPI	RPI
DIV. I ONLY	13- 4	42	6-4	106	62	50	50	1	1	
DIV. I NON-CONF.	11- 0	1	4-0	288	151	55	55	1	1	
TOTALS	RPI 1-25	RPI 26-50	W-L RECORDS	RPI 51-100	RPI 101-150	RPI 150+				
13- 4	0- 3	0- 0	OVERALL	2- 0	4- 1	7- 0				
7- 2	0- 1	0- 0	HOME	2- 0	1- 1	4- 0				
5- 2	0- 2	0- 0	AWAY	0- 0	2- 0	3- 0				
1- 0	0- 0	0- 0	NEUTRAL	0- 0	1- 0	0- 0				
11- 0	0- 0	0- 0	NON-CONFERENCE	1- 0	3- 0	7- 0				
6- 0	0- 0	0- 0	HOME	1- 0	1- 0	4- 0				
4- 0	0- 0	0- 0	AWAY	0- 0	1- 0	3- 0				
1- 0	0- 0	0- 0	NEUTRAL	0- 0	1- 0	0- 0				
2- 4	0- 3	0- 0	CONFERENCE	1- 0	1- 1	0- 0				
1- 2	0- 1	0- 0	HOME	1- 0	0- 1	0- 0				
1- 2	0- 2	0- 0	AWAY	0- 0	1- 0	0- 0				
0- 0	0- 0	0- 0	NEUTRAL	0- 0	0- 0	0- 0				

RPI	S	Opponent	Score	RPI	S	Opponent	Score	Team's RPI: 50	RPI	S	Opponent	Score	RPI	S	Opponent	Score
7	A	Oregon	46 104						85	H	Southern California	66 53	113	A	Utah	80 70
8	H	UCLA	62 65						96	H	Texas Southern	74 50	113	H	Utah	69 84
9	A	Oregon St.	60 72										118	H	Wisconsin	74 57
													126	A	Tulane	62 52
													132	N	UAB	77 69
													214	A	Xavier	62 53
													217	A	Wyoming	66 56
													236	H	Jacksonville	66 44
													256	A	Colorado St.	79 75
													272	H	Indiana St.	59 46
													293	H	Denver	96 70
													334	H	NJIT	80 57
LAST 10 Division I																
113	H	Utah	69 84	113	A	Utah	80 70									
8	H	UCLA	62 65	126	A	Tulane	62 52									
85	H	Southern California	66 53	132	N	UAB	77 69									
9	A	Oregon St.	60 72	293	H	Denver	96 70									
7	A	Oregon	46 104	214	A	Xavier	62 53									

Non-Div I Games:

Colorado

Loss, Non-Conf, S Site, H Home A Away N Neutral

Average RPI Win:	277	WON-LOST	WINNING	LAST 10	STRENGTH OF	OPP. STRENGTH	TEAM	ADJ.	CONF.	ADJ CONF.
Average RPI Loss:	141	RECORD	PCT. RANK	GAMES	SCHEDULE	OF SCHEDULE	RPI	RPI	RPI	RPI
DIV. I ONLY	7- 10	218	4-6	234	279	256	256	17	17	
DIV. I NON-CONF.	4- 5	195	1-2	270	304	267	267	23	23	
TOTALS	RPI 1-25	RPI 26-50	W-L RECORDS	RPI 51-100	RPI 101-150	RPI 150+				
7- 10	0- 0	0- 1	OVERALL	0- 3	0- 2	7- 4				
5- 4	0- 0	0- 1	HOME	0- 1	0- 1	5- 1				
2- 6	0- 0	0- 0	AWAY	0- 2	0- 1	2- 3				
0- 0	0- 0	0- 0	NEUTRAL	0- 0	0- 0	0- 0				
4- 5	0- 0	0- 1	NON-CONFERENCE	0- 1	0- 1	4- 2				
3- 2	0- 0	0- 1	HOME	0- 0	0- 0	3- 1				
1- 3	0- 0	0- 0	AWAY	0- 1	0- 1	1- 1				
0- 0	0- 0	0- 0	NEUTRAL	0- 0	0- 0	0- 0				
3- 5	0- 0	0- 0	CONFERENCE	0- 2	0- 1	3- 2				
2- 2	0- 0	0- 0	HOME	0- 1	0- 1	2- 0				
1- 3	0- 0	0- 0	AWAY	0- 1	0- 0	1- 2				
0- 0	0- 0	0- 0	NEUTRAL	0- 0	0- 0	0- 0				

RPI 1-25				RPI 26-50				RPI 51-100				RPI 101+				Team's RPI: 256	
RPI	S	Opponent	Score	RPI	S	Opponent	Score	RPI	S	Opponent	Score	RPI	S	Opponent	Score		
				50	H	Colorado	75 79	58	A	Tennessee	41 79	124	A	Idaho	54 61		
								89	A	Fresno St.	53 55	136	H	San Jose St.	53 58		
								100	H	Boise St.	69 72	182	A	New Mexico	62 73		
												194	H	Northern Ill.	75 80		
												199	A	Northern Colo.	75 58		
												205	A	Tulsa	55 61		
												217	A	Wyoming	56 49		
												261	H	UC Riverside	52 40		
												273	A	San Diego St.	49 59		
												284	H	Nevada	75 70		
												314	H	Incarnate Word	75 47		
												315	H	Air Force	60 40		
												351	H	Mississippi Val.	65 46		
LAST 10 Division I																	
				89	A	Fresno St.	53 55	284	H	Nevada	75 70						
				315	H	Air Force	60 40	205	A	Tulsa	55 61						
				182	A	New Mexico	62 73	351	H	Mississippi Val.	65 46						
				136	H	San Jose St.	53 58	58	A	Tennessee	41 79						
				217	A	Wyoming	56 49	100	H	Boise St.	69 72						

Non-Div I Games: Western St. 56 47 Chadron St. 102 51

Colorado St.

Average RPI Win:	230	WON-LOST	WINNING	LAST 10	STRENGTH OF	OPP. STRENGTH	TEAM	ADJ.	CONF.	ADJ CONF.
Average RPI Loss:	159	RECORD	PCT. RANK	GAMES	SCHEDULE	OF SCHEDULE	RPI	RPI	RPI	RPI
DIV. I ONLY	10- 4	60	9-1	314	184	155	155	8	8	
DIV. I NON-CONF.	9- 4	84	8-1	322	218	168	168	9	9	
TOTALS	RPI 1-25	RPI 26-50	W-L RECORDS	RPI 51-100	RPI 101-150	RPI 150+				
10- 4	0- 0	0- 0	OVERALL	1- 2	2- 0	7- 2				
7- 1	0- 0	0- 0	HOME	1- 0	1- 0	5- 1				
3- 3	0- 0	0- 0	AWAY	0- 2	1- 0	2- 1				
0- 0	0- 0	0- 0	NEUTRAL	0- 0	0- 0	0- 0				
9- 4	0- 0	0- 0	NON-CONFERENCE	1- 2	2- 0	6- 2				
6- 1	0- 0	0- 0	HOME	1- 0	1- 0	4- 1				
3- 3	0- 0	0- 0	AWAY	0- 2	1- 0	2- 1				
0- 0	0- 0	0- 0	NEUTRAL	0- 0	0- 0	0- 0				
1- 0	0- 0	0- 0	CONFERENCE	0- 0	0- 0	1- 0				
1- 0	0- 0	0- 0	HOME	0- 0	0- 0	1- 0				
0- 0	0- 0	0- 0	AWAY	0- 0	0- 0	0- 0				
0- 0	0- 0	0- 0	NEUTRAL	0- 0	0- 0	0- 0				

RPI 1-25				RPI 26-50				RPI 51-100				RPI 101+ Team's RPI: 155			
RPI	S	Opponent	Score	RPI	S	Opponent	Score	RPI	S	Opponent	Score	RPI	S	Opponent	Score
								65	A	Vanderbilt	51 72	116	H	Fordham	70 51
								80	A	Buffalo	75 82	133	A	Robert Morris	61 59
								94	H	Davidson	63 60	156	H	Cornell	76 66
												173	H	Saint Joseph's	57 71
												242	H	Georgetown	54 49
												280	H	Milwaukee	74 46
												281	A	Army West Point	71 62
												319	A	Albany (NY)	78 82
												328	H	Mercer	77 48
												334	H	NJIT	99 43
												335	A	Tennessee St.	75 65
LAST 10 Division I															
156	H	Cornell	76 66	94	H	Davidson	63 60								
328	H	Mercer	77 48	242	H	Georgetown	54 49								
335	A	Tennessee St.	75 65	280	H	Milwaukee	74 46								
65	A	Vanderbilt	51 72	281	A	Army West Point	71 62								
334	H	NJIT	99 43	133	A	Robert Morris	61 59								

Non-Div I Games:

Columbia

■ Loss, 
 ■ Non-Conf, S Site, 
 ■ Home 
 ■ Away 
 N Neutral

Average RPI Win: 0		WON-LOST	WINNING	LAST 10	STRENGTH OF	OPP. STRENGTH	TEAM	ADJ.	CONF.	ADJ CONF.
Average RPI Loss: 181		RECORD	PCT. RANK	GAMES	SCHEDULE	OF SCHEDULE	RPI	RPI	RPI	RPI
DIV. I ONLY		0- 17	349	0-10	208	302	343	343	30	30
DIV. I NON-CONF.		0- 12	338	0-5	162	221	329	329	31	31
TOTALS		RPI 1-25	RPI 26-50	W-L RECORDS	RPI 51-100	RPI 101-150	RPI 150+			
0- 17	0- 0		0- 3	OVERALL	0- 2	0- 2	0- 10			
0- 5	0- 0		0- 0	HOME	0- 0	0- 1	0- 4			
0- 12	0- 0		0- 3	AWAY	0- 2	0- 1	0- 6			
0- 0	0- 0		0- 0	NEUTRAL	0- 0	0- 0	0- 0			
0- 12	0- 0		0- 3	NON-CONFERENCE	0- 2	0- 1	0- 6			
0- 2	0- 0		0- 0	HOME	0- 0	0- 0	0- 2			
0- 10	0- 0		0- 3	AWAY	0- 2	0- 1	0- 4			
0- 0	0- 0		0- 0	NEUTRAL	0- 0	0- 0	0- 0			
0- 5	0- 0		0- 0	CONFERENCE	0- 0	0- 1	0- 4			
0- 3	0- 0		0- 0	HOME	0- 0	0- 1	0- 2			
0- 2	0- 0		0- 0	AWAY	0- 0	0- 0	0- 2			
0- 0	0- 0		0- 0	NEUTRAL	0- 0	0- 0	0- 0			

RPI 1-25				RPI 26-50				RPI 51-100				RPI 101+				Team's RPI: 343	
RPI	S	Opponent	Score	RPI	S	Opponent	Score	RPI	S	Opponent	Score	RPI	S	Opponent	Score		
				38	A	Rutgers	33 107	79	A	South Dakota St.	41 94	120	A	Cincinnati	40 86		
				40	A	West Virginia	47 82	87	A	Dayton	48 78	127	H	N.C. A&T	38 84		
				41	A	South Dakota	44 82					152	A	George Washington	35 54		
												174	H	Norfolk St.	48 85		
												180	A	Bethune-Cookman	51 82		
												206	A	La Salle	46 79		
												227	H	Niagara	67 82		
												249	A	Marshall	47 60		
												323	A	UMBC	48 71		
												341	H	Saint Peter's	57 82		
												349	H	South Carolina St.	60 71		
												350	A	Florida A&M	48 58		
EAST 10 Division I																	
				127	H	N.C. A&T	38 84	87	A	Dayton	48 78						
				350	A	Florida A&M	48 58	120	A	Cincinnati	40 86						
				180	A	Bethune-Cookman	51 82	227	H	Niagara	67 82						
				174	H	Norfolk St.	48 85	41	A	South Dakota	44 82						
				349	H	South Carolina St.	60 71	79	A	South Dakota St.	41 94						

Non-Div I Games:

Coppin St.

Loss, Non-Conf, S Site, H Home A Away N Neutral

Average RPI Win: <b>272</b>	WON-LOST	WINNING	LAST 10	STRENGTH OF	OPP. STRENGTH	TEAM	ADJ.	CONF.	ADJ CONF.
Average RPI Loss: <b>102</b>	RECORD	PCT. RANK	GAMES	SCHEDULE	OF SCHEDULE	RPI	RPI	RPI	RPI
DIV. I ONLY	7- 6	159	6-4	168	240	156	156	8	8
DIV. I NON-CONF.	7- 5	131	6-3	202	236	156	156	9	9
TOTALS	RPI 1-25	RPI 26-50	W-L RECORDS	RPI 51-100	RPI 101-150	RPI 150+			
7- 6	0- 0	0- 2	OVERALL	0- 1	0- 1	7- 2			
3- 3	0- 0	0- 0	HOME	0- 1	0- 1	3- 1			
4- 3	0- 0	0- 2	AWAY	0- 0	0- 0	4- 1			
0- 0	0- 0	0- 0	NEUTRAL	0- 0	0- 0	0- 0			
7- 5	0- 0	0- 2	NON-CONFERENCE	0- 1	0- 1	7- 1			
3- 3	0- 0	0- 0	HOME	0- 1	0- 1	3- 1			
4- 2	0- 0	0- 2	AWAY	0- 0	0- 0	4- 0			
0- 0	0- 0	0- 0	NEUTRAL	0- 0	0- 0	0- 0			
0- 1	0- 0	0- 0	CONFERENCE	0- 0	0- 0	0- 1			
0- 0	0- 0	0- 0	HOME	0- 0	0- 0	0- 0			
0- 1	0- 0	0- 0	AWAY	0- 0	0- 0	0- 1			
0- 0	0- 0	0- 0	NEUTRAL	0- 0	0- 0	0- 0			

RPI S	Opponent	Score	RPI S	Opponent	Score	RPI S	Opponent	Score	RPI S	Opponent	Score	Team's RPI: 156
26	A TCU	49 59	40	A West Virginia	62 68	92	H Colgate	58 62	105	H Duquesne	62 72	
									155	A Columbia	66 76	
									192	H Binghamton	56 59	
									227	H Niagara	82 59	
									233	A UMass Lowell	70 56	
									234	H ETSU	71 43	
									264	A Delaware St.	77 51	
									290	A St. Bonaventure	70 42	
									319	A Albany (NY)	71 51	
									334	H NJIT	68 44	
LAST 10 Division I												
155	A Columbia	66 76	192	H Binghamton	56 59							
234	H ETSU	71 43	233	A UMass Lowell	70 56							
40	A West Virginia	62 68	264	A Delaware St.	77 51							
290	A St. Bonaventure	70 42	227	H Niagara	82 59							
105	H Duquesne	62 72	334	H NJIT	68 44							

Non-Div I Games:

Cornell

Creighton

Through Games Of Jan. 23, 2020

Average RPI Win:	123	WON-LOST	WINNING	LAST 10	STRENGTH OF	OPP. STRENGTH	TEAM	ADJ.	CONF.	ADJ CONF.
Average RPI Loss:	37	RECORD	PCT. RANK	GAMES	SCHEDULE	OF SCHEDULE	RPI	RPI	RPI	RPI
DIV. I ONLY	12- 6	70	6-4	17	43	23	23	6	6	
DIV. I NON-CONF.	8- 3	68	2-1	13	38	11	11	6	6	
TOTALS	RPI 1-25	RPI 26-50	W-L RECORDS	RPI 51-100	RPI 101-150	RPI 150+				
12- 6	0- 1	3- 4	OVERALL	4- 1	2- 0	3- 0				
6- 1	0- 1	1- 0	HOME	2- 0	2- 0	1- 0				
4- 5	0- 0	0- 4	AWAY	2- 1	0- 0	2- 0				
2- 0	0- 0	2- 0	NEUTRAL	0- 0	0- 0	0- 0				
8- 3	0- 0	2- 3	NON-CONFERENCE	3- 0	1- 0	2- 0				
4- 0	0- 0	0- 0	HOME	2- 0	1- 0	1- 0				
2- 3	0- 0	0- 3	AWAY	1- 0	0- 0	1- 0				
2- 0	0- 0	2- 0	NEUTRAL	0- 0	0- 0	0- 0				
4- 3	0- 1	1- 1	CONFERENCE	1- 1	1- 0	1- 0				
2- 1	0- 1	1- 0	HOME	0- 0	1- 0	0- 0				
2- 2	0- 0	0- 1	AWAY	1- 1	0- 0	1- 0				
0- 0	0- 0	0- 0	NEUTRAL	0- 0	0- 0	0- 0				

RPI	S	Opponent	Score	RPI	S	Opponent	Score	RPI	S	Opponent	Score	RPI	S	Opponent	Score
14	H	DePaul	71 74	27	A	Arizona St.	55 70	52	H	UNI	57 54	115	H	Providence	72 63
				35	A	Drake	53 63	56	A	Seton Hall	70 82	148	H	Wichita St.	56 46
				36	H	Marquette	72 62	60	A	Nebraska	79 74	242	A	Georgetown	65 56
				40	N	West Virginia	82 75	79	H	South Dakota St.	61 48	276	A	Omaha	67 54
				41	A	South Dakota	65 72	90	A	Villanova	58 42	291	H	North Dakota St.	70 59
				48	A	St. John's (NY)	58 63								
				49	N	Temple	69 59								
LAST 10 Division I															
				48	A	St. John's (NY)	58 63	90	A	Villanova	58 42				
				56	A	Seton Hall	70 82	242	A	Georgetown	65 56				
				115	H	Providence	72 63	27	A	Arizona St.	55 70				
				14	H	DePaul	71 74	148	H	Wichita St.	56 46				
				36	H	Marquette	72 62	52	H	UNI	57 54				

Non-Div I Games:

Creighton

Average RPI Win: <b>223</b>	WON-LOST	WINNING	LAST 10	STRENGTH OF	OPP. STRENGTH	TEAM	ADJ.	CONF.	ADJ CONF.
Average RPI Loss: <b>170</b>	RECORD	PCT. RANK	GAMES	SCHEDULE	OF SCHEDULE	RPI	RPI	RPI	RPI
DIV. I ONLY	7- 7	175	4-6	143	262	153	153	8	8
DIV. I NON-CONF.	6- 7	182	3-6	171	270	173	173	9	9
TOTALS	RPI 1-25	RPI 26-50	W-L RECORDS	RPI 51-100	RPI 101-150	RPI 150+			
7- 7	0- 1	0- 0	OVERALL	0- 2	1- 0	6- 4			
5- 1	0- 0	0- 0	HOME	0- 0	1- 0	4- 1			
2- 6	0- 1	0- 0	AWAY	0- 2	0- 0	2- 3			
0- 0	0- 0	0- 0	NEUTRAL	0- 0	0- 0	0- 0			
6- 7	0- 1	0- 0	NON-CONFERENCE	0- 2	0- 0	6- 4			
4- 1	0- 0	0- 0	HOME	0- 0	0- 0	4- 1			
2- 6	0- 1	0- 0	AWAY	0- 2	0- 0	2- 3			
0- 0	0- 0	0- 0	NEUTRAL	0- 0	0- 0	0- 0			
1- 0	0- 0	0- 0	CONFERENCE	0- 0	1- 0	0- 0			
1- 0	0- 0	0- 0	HOME	0- 0	1- 0	0- 0			
0- 0	0- 0	0- 0	AWAY	0- 0	0- 0	0- 0			
0- 0	0- 0	0- 0	NEUTRAL	0- 0	0- 0	0- 0			

RPI 1-25				RPI 26-50				RPI 51-100				RPI 101+ Team's RPI: 153			
RPI	S	Opponent	Score	RPI	S	Opponent	Score	RPI	S	Opponent	Score	RPI	S	Opponent	Score
15	A	Northwestern	37 <b>79</b>					80	A	Buffalo	49 <b>73</b>	139	H	Harvard	63 62
								98	A	Loyola Chicago	40 <b>61</b>	168	H	Merrimack	57 52
												209	A	Boston U.	56 <b>74</b>
												219	A	Manhattan	58 <b>70</b>
												232	H	Maine	57 41
												233	A	UMass Lowell	62 51
												235	A	Fairfield	52 51
												277	H	Vermont	72 55
												278	H	New Hampshire	66 47
												283	H	Texas St.	51 <b>61</b>
												285	A	Loyola Maryland	56 <b>72</b>
LAST 10 Division I															
139	H	Harvard	63 62	283	H	Texas St.	51 <b>61</b>	233	A	UMass Lowell	62 51				
285	A	Loyola Maryland	56 <b>72</b>	232	H	Maine	57 41	15	A	Northwestern	37 <b>79</b>				
80	A	Buffalo	49 <b>73</b>	98	A	Loyola Chicago	40 <b>61</b>								
209	A	Boston U.	56 <b>74</b>												
278	H	New Hampshire	66 47												

Non-Div I Games:

Dartmouth

■ Loss, 
 ■ Non-Conf, 
 ■ S Site, 
 ■ H Home 
 ■ A Away 
 N Neutral

Division I				Through Games of Jan. 15, 1910						
Average RPI Win:	208	WON-LOST	WINNING	LAST 10	STRENGTH OF	OPP. STRENGTH	TEAM	ADJ.	CONF.	ADJ CONF.
Average RPI Loss:	89	RECORD	PCT. RANK	GAMES	SCHEDULE	OF SCHEDULE	RPI	RPI	RPI	RPI
DIV. I ONLY	11- 6	92	7-3	182	113	94	94	12	12	
DIV. I NON-CONF.	6- 6	164	2-3	239	138	151	151	12	12	
-----										
TOTALS	RPI 1-25		RPI 26-50		W-L RECORDS		RPI 51-100		RPI 101-150	RPI 150+
11- 6	0- 0		0- 2		OVERALL		0- 2		3- 1	8- 1
5- 1	0- 0		0- 0		HOME		0- 1		2- 0	3- 0
5- 5	0- 0		0- 2		AWAY		0- 1		1- 1	4- 1
1- 0	0- 0		0- 0		NEUTRAL		0- 0		0- 0	1- 0
6- 6	0- 0		0- 2		NON-CONFERENCE		0- 2		0- 1	6- 1
2- 1	0- 0		0- 0		HOME		0- 1		0- 0	2- 0
3- 5	0- 0		0- 2		AWAY		0- 1		0- 1	3- 1
1- 0	0- 0		0- 0		NEUTRAL		0- 0		0- 0	1- 0
5- 0	0- 0		0- 0		CONFERENCE		0- 0		3- 0	2- 0
3- 0	0- 0		0- 0		HOME		0- 0		2- 0	1- 0
2- 0	0- 0		0- 0		AWAY		0- 0		1- 0	1- 0
0- 0	0- 0		0- 0		NEUTRAL		0- 0		0- 0	0- 0

RPI 1-25				RPI 26-50				RPI 51-100				Team's RPI: 94				RPI 101+			
RPI	S	Opponent	Score	RPI	S	Opponent	Score	RPI	S	Opponent	Score	RPI	S	Opponent	Score	RPI	S	Opponent	Score
				28	A	Virginia Tech	68 88	71	H	Charlotte	64 75	109	A	Saint Louis	65 58				
				42	A	Duke	52 82	93	A	Drexel	63 74	116	H	Fordham	74 62				
												138	H	Rhode Island	79 67				
												142	A	Florida	50 55				
												152	H	George Washington	62 55				
												155	A	Columbia	60 63				
												204	A	George Mason	76 69				
												229	A	UMKC	74 64				
												234	A	ETSU	75 60				
												242	H	Georgetown	66 52				
												243	A	High Point	73 63				
												286	N	UC Irvine	78 72				
												330	H	Western Caro.	101 51				
LAST 10 Division I																			
				152	H	George Washington	62 55	142	A	Florida	50 55								
				204	A	George Mason	76 69	71	H	Charlotte	64 75								
				138	H	Rhode Island	79 67	155	A	Columbia	60 63								
				116	H	Fordham	74 62	243	A	High Point	73 63								
				109	A	Saint Louis	65 58	234	A	ETSU	75 60								

Non-Div I Games:	Newberry	75	46
------------------	----------	----	----

Davidson

Loss, Non-Conf, S Site, H Home A Away N Neutral



Dayton

D  
a  
y  
t  
o  
n

Dayton

Page 65

Average RPI Win:	129	WON-LOST	WINNING	LAST 10	STRENGTH OF	OPP. STRENGTH	TEAM	ADJ.	CONF.	ADJ CONF.
Average RPI Loss:	7	RECORD	PCT. RANK	GAMES	SCHEDULE	OF SCHEDULE	RPI	RPI	RPI	RPI
DIV. I ONLY	17- 2	10	9-1	37	20	14	14	6	6	
DIV. I NON-CONF.	10- 2	30	2-1	46	32	16	16	6	6	
TOTALS	RPI 1-25	RPI 26-50	W-L RECORDS	RPI 51-100	RPI 101-150	RPI 150+				
17- 2	2- 2	2- 0	OVERALL	4- 0	3- 0	6- 0				
9- 1	0- 1	2- 0	HOME	3- 0	0- 0	4- 0				
8- 1	2- 1	0- 0	AWAY	1- 0	3- 0	2- 0				
0- 0	0- 0	0- 0	NEUTRAL	0- 0	0- 0	0- 0				
10- 2	1- 2	0- 0	NON-CONFERENCE	3- 0	1- 0	5- 0				
6- 1	0- 1	0- 0	HOME	2- 0	0- 0	4- 0				
4- 1	1- 1	0- 0	AWAY	1- 0	1- 0	1- 0				
0- 0	0- 0	0- 0	NEUTRAL	0- 0	0- 0	0- 0				
7- 0	1- 0	2- 0	CONFERENCE	1- 0	2- 0	1- 0				
3- 0	0- 0	2- 0	HOME	1- 0	0- 0	0- 0				
4- 0	1- 0	0- 0	AWAY	0- 0	2- 0	1- 0				
0- 0	0- 0	0- 0	NEUTRAL	0- 0	0- 0	0- 0				

RPI	S	Opponent	Score	RPI	S	Opponent	Score	RPI	S	Opponent	Score	RPI	S	Opponent	Score
4	H	UConn	74 84	36	H	Marquette	89 71	55	H	Miami (FL)	89 83	111	A	Butler	80 65
9	A	Oregon St.	77 98	48	H	St. John's (NY)	74 69	56	H	Seton Hall	85 68	115	A	Providence	80 67
15	A	Northwestern	70 68					93	H	Drexel	81 57	122	A	Notre Dame	105 94
23	A	Creighton	74 71					98	A	Loyola Chicago	83 76	181	A	Green Bay	76 65
												195	H	Miami (OH)	98 79
												214	A	Xavier	91 68
												241	H	Arkansas St.	109 64
												280	H	Milwaukee	94 65
												308	H	Alabama St.	105 76
LAST 10 Division I															
111	A	Butler	80 65	115	A	Providence	80 67								
214	A	Xavier	91 68	36	H	Marquette	89 71								
48	H	St. John's (NY)	74 69	98	A	Loyola Chicago	83 76								
56	H	Seton Hall	85 68	4	H	UConn	74 84								
23	A	Creighton	74 71	308	H	Alabama St.	105 76								

Non-Div I Games:

DePaul

■ Loss, 
 ■ Non-Conf, S Site, 
 ■ Home 
 ■ Away 
 N Neutral

Delaware

Through Games Of Jan. 23, 2020

Average RPI Win:	208	WON-LOST	WINNING	LAST 10	STRENGTH OF	OPP. STRENGTH	TEAM	ADJ.	CONF.	ADJ CONF.
Average RPI Loss:	158	RECORD	PCT. RANK	GAMES	SCHEDULE	OF SCHEDULE	RPI	RPI	RPI	RPI
DIV. I ONLY	5- 11	269	3-7	236	114	258	258	14	14	
DIV. I NON-CONF.	4- 7	225	2-3	181	89	205	205	14	14	
TOTALS	RPI 1-25	RPI 26-50	W-L RECORDS	RPI 51-100	RPI 101-150	RPI 150+				
5- 11	0- 1	0- 0	OVERALL	0- 3	1- 1	4- 6				
2- 4	0- 0	0- 0	HOME	0- 0	0- 1	2- 3				
2- 7	0- 1	0- 0	AWAY	0- 3	1- 0	1- 3				
1- 0	0- 0	0- 0	NEUTRAL	0- 0	0- 0	1- 0				
4- 7	0- 1	0- 0	NON-CONFERENCE	0- 2	1- 0	3- 4				
1- 3	0- 0	0- 0	HOME	0- 0	0- 0	1- 3				
2- 4	0- 1	0- 0	AWAY	0- 2	1- 0	1- 1				
1- 0	0- 0	0- 0	NEUTRAL	0- 0	0- 0	1- 0				
1- 4	0- 0	0- 0	CONFERENCE	0- 1	0- 1	1- 2				
1- 1	0- 0	0- 0	HOME	0- 0	0- 1	1- 0				
0- 3	0- 0	0- 0	AWAY	0- 1	0- 0	0- 2				
0- 0	0- 0	0- 0	NEUTRAL	0- 0	0- 0	0- 0				

RPI 1-25				RPI 26-50				RPI 51-100				RPI 101+ Team's RPI: 258			
RPI	S	Opponent	Score	RPI	S	Opponent	Score	RPI	S	Opponent	Score	RPI	S	Opponent	Score
16	A	Maryland	55 99					61	A	UCF	49 75	133	A	Robert Morris	73 62
								71	A	Charlotte	57 61	135	H	Northeastern	62 72
								93	A	Drexel	59 63	152	H	George Washington	49 63
												170	N	Santa Clara	81 80
												204	H	George Mason	63 44
												220	A	Gardner-Webb	65 67
												222	A	Cal St. Fullerton	72 55
												232	H	Maine	56 69
												247	A	UNCW	65 71
												248	A	Col. of Charleston	73 84
												264	H	Delaware St.	64 67
												312	H	Hofstra	80 59
LAST 10 Division I															
93	A	Drexel	59 63	204	H	George Mason	63 44								
135	H	Northeastern	62 72	71	A	Charlotte	57 61								
312	H	Hofstra	80 59	220	A	Gardner-Webb	65 67								
248	A	Col. of Charleston	73 84	133	A	Robert Morris	73 62								
247	A	UNCW	65 71	152	H	George Washington	49 63								

Non-Div I Games:

Delaware

Loss, Non-Conf, S Site, H Home A Away N Neutral

Average RPI Win:	295	WON-LOST	WINNING	LAST 10	STRENGTH OF	OPP. STRENGTH	TEAM	ADJ.	CONF.	ADJ CONF.
Average RPI Loss:	144	RECORD	PCT. RANK	GAMES	SCHEDULE	OF SCHEDULE	RPI	RPI	RPI	RPI
DIV. I ONLY	4- 10	281	3-7	75	348	264	264	30	30	
DIV. I NON-CONF.	2- 9	304	1-6	55	345	261	261	31	31	
TOTALS	RPI 1-25	RPI 26-50	W-L RECORDS	RPI 51-100	RPI 101-150	RPI 150+				
4- 10	0- 0	0- 1	OVERALL	0- 2	0- 2	4- 5				
3- 7	0- 0	0- 0	HOME	0- 1	0- 2	3- 4				
1- 3	0- 0	0- 1	AWAY	0- 1	0- 0	1- 1				
0- 0	0- 0	0- 0	NEUTRAL	0- 0	0- 0	0- 0				
2- 9	0- 0	0- 1	NON-CONFERENCE	0- 2	0- 1	2- 5				
1- 6	0- 0	0- 0	HOME	0- 1	0- 1	1- 4				
1- 3	0- 0	0- 1	AWAY	0- 1	0- 0	1- 1				
0- 0	0- 0	0- 0	NEUTRAL	0- 0	0- 0	0- 0				
2- 1	0- 0	0- 0	CONFERENCE	0- 0	0- 1	2- 0				
2- 1	0- 0	0- 0	HOME	0- 0	0- 1	2- 0				
0- 0	0- 0	0- 0	AWAY	0- 0	0- 0	0- 0				
0- 0	0- 0	0- 0	NEUTRAL	0- 0	0- 0	0- 0				

RPI S	Opponent	Score	RPI S	Opponent	Score	RPI S	Opponent	Score	RPI S	Opponent	Score	Team's RPI: 264
39	A James Madison	64 83	84	A Boston College	69 109	97	H Rider	69 71	114	H Lehigh	38 68	
									127	H N.C. A&T	45 69	
									156	H Cornell	51 77	
									157	H William & Mary	52 73	
									185	H Cleveland St.	49 57	
									192	H Binghamton	66 75	
									258	A Delaware	67 64	
									268	H Morgan St.	69 61	
									287	A Longwood	62 78	
									311	H N.C. Central	64 54	
									341	H Saint Peter's	89 66	
LAST 10 Division I												
127	H N.C. A&T	45 69	39	A James Madison	64 83							
311	H N.C. Central	64 54	287	A Longwood	62 78							
268	H Morgan St.	69 61	341	H Saint Peter's	89 66							
97	H Rider	69 71	185	H Cleveland St.	49 57							
84	A Boston College	69 109	157	H William & Mary	52 73							

Non-Div I Games: Post 67 41 Georgian Court 69 48

Delaware St.

Loss, Non-Conf, S Site, H Home A Away N Neutral

Denver

Average RPI Win: **256**  
Average RPI Loss: **176**

WON-LOST  
RECORD

WINNING  
PCT. RANK

LAST 10  
GAMES

Through Games Of Jan. 23, 2020

STRENGTH OF  
SCHEDULE

OPP. STRENGTH  
OF SCHEDULE

TEAM  
RPI

ADJ.  
RPI

CONF.  
RPI

ADJ CONF.  
RPI

DIV. I ONLY	7- 11	234	3-7	242	271	293	293	19	19
DIV. I NON-CONF.	5- 7	205	1-3	266	318	300	300	19	19
TOTALS	RPI 1-25	RPI 26-50	W-L RECORDS	RPI 51-100	RPI 101-150	RPI 150+			
7- 11	0- 0	0- 2	OVERALL	0- 1	0- 1	7- 7			
7- 4	0- 0	0- 0	HOME	0- 1	0- 0	7- 3			
0- 5	0- 0	0- 2	AWAY	0- 0	0- 0	0- 3			
0- 2	0- 0	0- 0	NEUTRAL	0- 0	0- 1	0- 1			
5- 7	0- 0	0- 1	NON-CONFERENCE	0- 0	0- 1	5- 5			
5- 2	0- 0	0- 0	HOME	0- 0	0- 0	5- 2			
0- 3	0- 0	0- 1	AWAY	0- 0	0- 0	0- 2			
0- 2	0- 0	0- 0	NEUTRAL	0- 0	0- 1	0- 1			
2- 4	0- 0	0- 1	CONFERENCE	0- 1	0- 0	2- 2			
2- 2	0- 0	0- 0	HOME	0- 1	0- 0	2- 1			
0- 2	0- 0	0- 1	AWAY	0- 0	0- 0	0- 1			
0- 0	0- 0	0- 0	NEUTRAL	0- 0	0- 0	0- 0			

RPI S	Opponent	Score	RPI S	Opponent	Score	RPI S	Opponent	Score	RPI S	Opponent	Score	Team's RPI: 293
41	A South Dakota	61 <b>104</b>	50	A Colorado	70 <b>96</b>	79	H South Dakota St.	79 <b>86</b>	141	N Western Mich.	70 <b>79</b>	
									186	H North Dakota	82 <b>90</b>	
									190	H Southern Utah	81 73	
									193	N Akron	72 <b>88</b>	
									199	H Northern Colo.	74 55	
									213	A Western Ill.	75 <b>82</b>	
									215	A Lamar University	59 <b>71</b>	
									217	H Wyoming	71 57	
									229	A UMKC	79 <b>83</b>	
									275	H Alabama A&M	83 <b>86</b>	
									276	H Omaha	66 60	
									286	H UC Irvine	83 75	
									291	H North Dakota St.	91 82	
									309	H New Mexico St.	75 <b>78</b>	
									332	H Cal Poly	96 66	
LAST 10 Division I												
276	H Omaha	66 60	291	H North Dakota St.	91 82							
213	A Western Ill.	75 <b>82</b>	141	N Western Mich.	70 <b>79</b>							
79	H South Dakota St.	79 <b>86</b>	193	N Akron	72 <b>88</b>							
41	A South Dakota	61 <b>104</b>	190	H Southern Utah	81 73							
186	H North Dakota	82 <b>90</b>	50	A Colorado	70 <b>96</b>							

Non-Div I Games: Colo. Christian 89 49

Denver

Loss, Non-Conf, S Site, H Home A Away N Neutral

RPI 1-25				RPI 26-50				RPI 51-100				RPI 101+				Team's RPI: 313	
RPI	S	Opponent	Score	RPI	S	Opponent	Score	RPI	S	Opponent	Score	RPI	S	Opponent	Score		
								53	A	IUPUI	45	82	111	A	Butler	60	82
								91	A	Michigan St.	52	110	141	A	Western Mich.	67	82
								98	H	Loyola Chicago	60	89	144	A	Wright St.	61	67
													145	N	Tennessee Tech	47	69
													161	H	Toledo	64	82
													163	H	Youngstown St.	47	62
													179	H	Eastern Mich.	70	84
													181	H	Green Bay	48	65
													183	H	Valparaiso	58	77
													185	H	Cleveland St.	70	59
													193	H	Akron	60	81
													204	A	George Mason	62	75
													269	H	Oakland	57	71
													271	N	Sacred Heart	60	66
													280	H	Milwaukee	48	63
													342	A	UIC	70	62
EAST 10 Division I																	
				144	A	Wright St.	61	67	53	A	IUPUI	45	82				
				163	H	Youngstown St.	47	62	342	A	UIC	70	62				
				185	H	Cleveland St.	70	59	269	H	Oakland	57	71				
				181	H	Green Bay	48	65	179	H	Eastern Mich.	70	84				
				280	H	Milwaukee	48	63	161	H	Toledo	64	82				

D  
e  
t  
r  
o  
i  
t  
M  
e  
r  
c  
y

Page 70

Drake

Through Games Of Jan. 23, 2020

Average RPI Win:	152	WON-LOST	WINNING	LAST 10	STRENGTH OF	OPP. STRENGTH	TEAM	ADJ.	CONF.	ADJ CONF.
Average RPI Loss:	21	RECORD	PCT. RANK	GAMES	SCHEDULE	OF SCHEDULE	RPI	RPI	RPI	RPI
DIV. I ONLY	11- 5	66	7-3	67	5	35	35	7	7	
DIV. I NON-CONF.	7- 4	100	3-2	44	4	32	32	7	7	
TOTALS	RPI 1-25	RPI 26-50	W-L RECORDS	RPI 51-100	RPI 101-150	RPI 150+				
11- 5	1- 3	0- 2	OVERALL	4- 0	1- 0	5- 0				
7- 0	1- 0	0- 0	HOME	3- 0	0- 0	3- 0				
2- 4	0- 2	0- 2	AWAY	1- 0	0- 0	1- 0				
2- 1	0- 1	0- 0	NEUTRAL	0- 0	1- 0	1- 0				
7- 4	1- 2	0- 2	NON-CONFERENCE	2- 0	1- 0	3- 0				
4- 0	1- 0	0- 0	HOME	2- 0	0- 0	1- 0				
1- 3	0- 1	0- 2	AWAY	0- 0	0- 0	1- 0				
2- 1	0- 1	0- 0	NEUTRAL	0- 0	1- 0	1- 0				
4- 1	0- 1	0- 0	CONFERENCE	2- 0	0- 0	2- 0				
3- 0	0- 0	0- 0	HOME	1- 0	0- 0	2- 0				
1- 1	0- 1	0- 0	AWAY	1- 0	0- 0	0- 0				
0- 0	0- 0	0- 0	NEUTRAL	0- 0	0- 0	0- 0				

RPI S	Opponent	Score	RPI S	Opponent	Score	RPI S	Opponent	Score	RPI S	Opponent	Score
3	A Missouri St.	67 69	32	A Oklahoma	84 93	52	H UNI	104 87	147	N Auburn	83 82
5	A Iowa	67 79	41	A South Dakota	94 102	63	H Iowa St.	86 81	194	A Northern Ill.	73 49
23	H Creighton	63 53				72	A Southern Ill.	73 65	213	H Western Ill.	94 75
25	N Purdue	47 67				79	H South Dakota St.	74 67	232	N Maine	94 62
									272	H Indiana St.	105 65
									326	H Evansville	108 44
LAST 10 Division I											
326	H Evansville	108 44	194	A Northern Ill.	73 49						
272	H Indiana St.	105 65	5	A Iowa	67 79						
72	A Southern Ill.	73 65	32	A Oklahoma	84 93						
3	A Missouri St.	67 69	147	N Auburn	83 82						
52	H UNI	104 87	232	N Maine	94 62						

Non-Div I Games: Waldorf 103 18

Drake

Loss, Non-Conf, S Site, H Home A Away N Neutral

Average RPI Win: <b>189</b>	WON-LOST	WINNING	LAST 10	STRENGTH OF	OPP. STRENGTH	TEAM	ADJ.	CONF.	ADJ CONF.
Average RPI Loss: <b>106</b>	RECORD	PCT. RANK	GAMES	SCHEDULE	OF SCHEDULE	RPI	RPI	RPI	RPI
DIV. I ONLY	11- 6	92	7-3	119	120	93	93	14	14
DIV. I NON-CONF.	7- 5	131	3-2	54	83	69	69	14	14
TOTALS	RPI 1-25	RPI 26-50	W-L RECORDS	RPI 51-100	RPI 101-150	RPI 150+			
11- 6	0- 1	0- 0	OVERALL	2- 2	2- 2	7- 1			
8- 1	0- 0	0- 0	HOME	2- 0	2- 1	4- 0			
3- 4	0- 1	0- 0	AWAY	0- 1	0- 1	3- 1			
0- 1	0- 0	0- 0	NEUTRAL	0- 1	0- 0	0- 0			
7- 5	0- 1	0- 0	NON-CONFERENCE	2- 2	1- 2	4- 0			
5- 1	0- 0	0- 0	HOME	2- 0	1- 1	2- 0			
2- 3	0- 1	0- 0	AWAY	0- 1	0- 1	2- 0			
0- 1	0- 0	0- 0	NEUTRAL	0- 1	0- 0	0- 0			
4- 1	0- 0	0- 0	CONFERENCE	0- 0	1- 0	3- 1			
3- 0	0- 0	0- 0	HOME	0- 0	1- 0	2- 0			
1- 1	0- 0	0- 0	AWAY	0- 0	0- 0	1- 1			
0- 0	0- 0	0- 0	NEUTRAL	0- 0	0- 0	0- 0			

RPI 1-25				RPI 26-50				RPI 51-100 Team's RPI: 93				RPI 101+			
RPI	S	Opponent	Score	RPI	S	Opponent	Score	RPI	S	Opponent	Score	RPI	S	Opponent	Score
14	A	DePaul	57 <b>81</b>					51	A	Bucknell	49 <b>60</b>	117	H	Pacific	51 <b>58</b>
								80	N	Buffalo	59 <b>63</b>	123	A	Penn	49 <b>53</b>
								90	H	Villanova	54 52	130	H	Richmond	58 52
								94	H	Davidson	74 63	135	H	Northeastern	50 41
												173	A	Saint Joseph's	62 52
												198	A	Quinnipiac	66 62
												206	H	La Salle	69 31
												232	H	Maine	70 57
												247	A	UNCW	73 72
												248	A	Col. of Charleston	59 <b>73</b>
												258	H	Delaware	63 59
												312	H	Hofstra	74 54
LAST 10 Division I															
258	H	Delaware	63 59	232	H	Maine	70 57								
312	H	Hofstra	74 54	123	A	Penn	49 <b>53</b>								
135	H	Northeastern	50 41	206	H	La Salle	69 31								
247	A	UNCW	73 72	51	A	Bucknell	49 <b>60</b>								
248	A	Col. of Charleston	59 <b>73</b>	90	H	Villanova	54 52								

Non-Div I Games:

Drexel



Duke				Through Games Of Jan. 23, 2020								
Average RPI Win: 132		WON-LOST	WINNING	LAST 10	STRENGTH OF	OPP. STRENGTH	TEAM	ADJ.	CONF.	ADJ CONF.		
Average RPI Loss: 44		RECORD	PCT. RANK	GAMES	SCHEDULE	OF SCHEDULE	RPI	RPI	RPI	RPI		
DIV. I ONLY		10- 9	167	4-6	7	28	42	42	5	5		
DIV. I NON-CONF.		6- 5	151	0-2	2	127	23	23	3	3		
-----												
TOTALS	RPI 1-25	RPI 26-50		W-L RECORDS	RPI 51-100	RPI 101-150		RPI 150+				
10- 9	0- 4	1- 2		OVERALL	3- 2	3- 0		3- 1				
8- 2	0- 1	1- 0		HOME	3- 1	2- 0		2- 0				
2- 7	0- 3	0- 2		AWAY	0- 1	1- 0		1- 1				
0- 0	0- 0	0- 0		NEUTRAL	0- 0	0- 0		0- 0				
6- 5	0- 3	0- 1		NON-CONFERENCE	2- 1	1- 0		3- 0				
5- 1	0- 1	0- 0		HOME	2- 0	1- 0		2- 0				
1- 4	0- 2	0- 1		AWAY	0- 1	0- 0		1- 0				
0- 0	0- 0	0- 0		NEUTRAL	0- 0	0- 0		0- 0				
4- 4	0- 1	1- 1		CONFERENCE	1- 1	2- 0		0- 1				
3- 1	0- 0	1- 0		HOME	1- 1	1- 0		0- 0				
1- 3	0- 1	0- 1		AWAY	0- 0	1- 0		0- 1				
0- 0	0- 0	0- 0		NEUTRAL	0- 0	0- 0		0- 0				
-----												
RPI 1-25				RPI 26-50		Team's RPI: 42		RPI 51-100		RPI 101+		
RPI S	Opponent	Score		RPI S	Opponent	Score		RPI S	Opponent	Score		
1	A South Carolina	46	89	28	H Virginia Tech	72	67	60	A Nebraska	79 83		
2	A Louisville	55	60	30	A FGCU	56	78	62	H Wake Forest	58 60		
15	H Northwestern	42	63	33	A Virginia	63	66	70	H Troy	99 85		
17	A Texas A&M	58	79					84	H Boston College	85 73		
								94	H Davidson	82 52		
-----												
LAST 10 Division I												
118	A Syracuse	88	58	2	A Louisville	55	60	118	A Syracuse	88 58		
177	A Clemson	58	62	62	H Wake Forest	58	60	122	H Notre Dame	50 47		
122	H Notre Dame	50	47	30	A FGCU	56	78	123	H Penn	66 50		
28	H Virginia Tech	72	67	1	A South Carolina	46	89	177	A Clemson	58 62		
33	A Virginia	63	66	84	H Boston College	85	73	184	A UNLV	57 45		
								243	H High Point	93 57		
								253	H Idaho St.	85 66		

Non-Div I Games:

Duke

Average RPI Win: <b>218</b>	WON-LOST	WINNING	LAST 10	STRENGTH OF	OPP. STRENGTH	TEAM	ADJ.	CONF.	ADJ CONF.
Average RPI Loss: <b>94</b>	RECORD	PCT. RANK	GAMES	SCHEDULE	OF SCHEDULE	RPI	RPI	RPI	RPI
DIV. I ONLY	13- 6	69	6-4	235	123	105	105	12	12
DIV. I NON-CONF.	10- 3	58	3-1	254	152	84	84	12	12
TOTALS	RPI 1-25	RPI 26-50	W-L RECORDS	RPI 51-100	RPI 101-150	RPI 150+			
13- 6	0- 0	0- 2	OVERALL	0- 1	0- 2	13- 1			
6- 2	0- 0	0- 0	HOME	0- 0	0- 2	6- 0			
7- 4	0- 0	0- 2	AWAY	0- 1	0- 0	7- 1			
0- 0	0- 0	0- 0	NEUTRAL	0- 0	0- 0	0- 0			
10- 3	0- 0	0- 2	NON-CONFERENCE	0- 0	0- 1	10- 0			
4- 1	0- 0	0- 0	HOME	0- 0	0- 1	4- 0			
6- 2	0- 0	0- 2	AWAY	0- 0	0- 0	6- 0			
0- 0	0- 0	0- 0	NEUTRAL	0- 0	0- 0	0- 0			
3- 3	0- 0	0- 0	CONFERENCE	0- 1	0- 1	3- 1			
2- 1	0- 0	0- 0	HOME	0- 0	0- 1	2- 0			
1- 2	0- 0	0- 0	AWAY	0- 1	0- 0	1- 1			
0- 0	0- 0	0- 0	NEUTRAL	0- 0	0- 0	0- 0			

RPI S	Opponent	Score	RPI S	Opponent	Score	RPI S	Opponent	Score	RPI S	Opponent	Score	Team's RPI: 105
34	A Oklahoma St.	41 84	87	A Dayton	41 54	110	H Kent St.	75 77				
49	A Temple	72 85				134	H Massachusetts	77 81				
						152	A George Washington	60 65				
						156	A Cornell	72 62				
						161	H Toledo	79 74				
						173	A Saint Joseph's	58 51				
						193	A Akron	88 63				
						204	H George Mason	84 63				
						206	H La Salle	82 56				
						207	A Iona	76 74				
						219	A Manhattan	76 65				
						223	H Kennesaw St.	75 72				
						225	A Lafayette	73 65				
						228	H Saint Francis (PA)	72 69				
						297	A Pittsburgh	81 62				
						345	H Central Conn. St.	72 33				
LAST 10 Division I												
204	H George Mason	84 63	134	H Massachusetts	77 81							
173	A Saint Joseph's	58 51	34	A Oklahoma St.	41 84							
87	A Dayton	41 54	223	H Kennesaw St.	75 72							
206	H La Salle	82 56	228	H Saint Francis (PA)	72 69							
152	A George Washington	60 65	156	A Cornell	72 62							

Non-Div I Games:

Duquesne

■ Loss, 
 ■ Non-Conf, 
 ■ S Site, 
 ■ H Home 
 ■ A Away 
 N Neutral

Average RPI Win: <b>225</b>	WON-LOST	WINNING	LAST 10	STRENGTH OF	OPP. STRENGTH	TEAM	ADJ.	CONF.	ADJ CONF.
Average RPI Loss: <b>157</b>	RECORD	PCT. RANK	GAMES	SCHEDULE	OF SCHEDULE	RPI	RPI	RPI	RPI
DIV. I ONLY	6- 13	267	3-7	127	283	234	234	24	24
DIV. I NON-CONF.	4- 10	259	1-4	65	287	209	209	20	20
TOTALS	RPI 1-25	RPI 26-50	W-L RECORDS	RPI 51-100	RPI 101-150	RPI 150+			
6- 13	0- 0	0- 1	OVERALL	1- 3	1- 2	4- 7			
2- 7	0- 0	0- 0	HOME	1- 2	0- 0	1- 5			
4- 6	0- 0	0- 1	AWAY	0- 1	1- 2	3- 2			
0- 0	0- 0	0- 0	NEUTRAL	0- 0	0- 0	0- 0			
4- 10	0- 0	0- 1	NON-CONFERENCE	1- 3	1- 1	2- 5			
2- 5	0- 0	0- 0	HOME	1- 2	0- 0	1- 3			
2- 5	0- 0	0- 1	AWAY	0- 1	1- 1	1- 2			
0- 0	0- 0	0- 0	NEUTRAL	0- 0	0- 0	0- 0			
2- 3	0- 0	0- 0	CONFERENCE	0- 0	0- 1	2- 2			
0- 2	0- 0	0- 0	HOME	0- 0	0- 0	0- 2			
2- 1	0- 0	0- 0	AWAY	0- 0	0- 1	2- 0			
0- 0	0- 0	0- 0	NEUTRAL	0- 0	0- 0	0- 0			

RPI 1-25				RPI 26-50				RPI 51-100				RPI 101+				Team's RPI: 234	
RPI	S	Opponent	Score	RPI	S	Opponent	Score	RPI	S	Opponent	Score	RPI	S	Opponent	Score		
				46	A	Georgia Tech	48 87	58	H	Tennessee	68 72	102	A	UNC Greensboro	47 63		
								62	H	Wake Forest	67 60	108	A	Liberty	63 62		
								70	A	Troy	61 79	127	A	N.C. A&T	69 80		
								94	H	Davidson	60 75	154	H	Furman	62 81		
												156	A	Cornell	43 71		
												185	H	Cleveland St.	54 62		
												243	A	High Point	62 80		
												246	H	UNC Asheville	54 72		
												254	H	South Alabama	65 60		
												255	H	Radford	43 67		
												266	A	Appalachian St.	67 61		
												299	H	Wofford	47 76		
												328	A	Mercer	72 66		
												330	A	Western Caro.	62 57		
LAST 10 Division I																	
				328	A	Mercer	72 66	156	A	Cornell	43 71						
				299	H	Wofford	47 76	254	H	South Alabama	65 60						
				154	H	Furman	62 81	46	A	Georgia Tech	48 87						
				330	A	Western Caro.	62 57	70	A	Troy	61 79						
				102	A	UNC Greensboro	47 63	185	H	Cleveland St.	54 62						

Non-Div I Games: Converse 73 35

ETSU

■ Loss, 
 ■ Non-Conf, 
 ■ S Site, 
 ■ H Home 
 ■ A Away 
 N Neutral

East Carolina

Through Games Of Jan. 23, 2020

Average RPI Win:	315	WON-LOST	WINNING	LAST 10	STRENGTH OF	OPP. STRENGTH	TEAM	ADJ.	CONF.	ADJ CONF.
Average RPI Loss:	118	RECORD	PCT. RANK	GAMES	SCHEDULE	OF SCHEDULE	RPI	RPI	RPI	RPI
DIV. I ONLY	3- 15	321	0-10	133	103	282	282	9	9	
DIV. I NON-CONF.	3- 10	282	0-5	95	148	250	250	8	8	
TOTALS	RPI 1-25	RPI 26-50	W-L RECORDS	RPI 51-100	RPI 101-150	RPI 150+				
3- 15	0- 1	0- 0	OVERALL	0- 6	0- 3	3- 5				
2- 6	0- 0	0- 0	HOME	0- 2	0- 1	2- 3				
1- 7	0- 0	0- 0	AWAY	0- 3	0- 2	1- 2				
0- 2	0- 1	0- 0	NEUTRAL	0- 1	0- 0	0- 0				
3- 10	0- 1	0- 0	NON-CONFERENCE	0- 5	0- 2	3- 2				
2- 4	0- 0	0- 0	HOME	0- 2	0- 0	2- 2				
1- 4	0- 0	0- 0	AWAY	0- 2	0- 2	1- 0				
0- 2	0- 1	0- 0	NEUTRAL	0- 1	0- 0	0- 0				
0- 5	0- 0	0- 0	CONFERENCE	0- 1	0- 1	0- 3				
0- 2	0- 0	0- 0	HOME	0- 0	0- 1	0- 1				
0- 3	0- 0	0- 0	AWAY	0- 1	0- 0	0- 2				
0- 0	0- 0	0- 0	NEUTRAL	0- 0	0- 0	0- 0				

RPI 1-25				RPI 26-50				RPI 51-100				RPI 101+ Team's RPI: 282			
RPI	S	Opponent	Score	RPI	S	Opponent	Score	RPI	S	Opponent	Score	RPI	S	Opponent	Score
15	N	Northwestern	45 64					59	H	Middle Tenn.	66 68	108	A	Liberty	66 81
								61	A	UCF	55 91	121	A	VCU	40 53
								62	A	Wake Forest	53 76	148	H	Wichita St.	53 61
								68	A	Georgia	50 67	157	H	William & Mary	68 78
								71	H	Charlotte	47 59	158	A	Houston	63 72
								87	N	Dayton	68 94	205	A	Tulsa	56 58
												210	H	SMU	47 55
												237	H	Howard	51 67
												287	A	Longwood	64 61
												322	H	UMES	57 42
												336	H	USC Upstate	69 48
LAST 10 Division I															
205	A	Tulsa	56 58	68	A	Georgia	50 67								
158	A	Houston	63 72	87	N	Dayton	68 94								
148	H	Wichita St.	53 61	15	N	Northwestern	45 64								
210	H	SMU	47 55	237	H	Howard	51 67								
61	A	UCF	55 91	108	A	Liberty	66 81								

Non-Div I Games:

East Carolina

Loss, Non-Conf, S Site, H Home A Away N Neutral

Average RPI Win:	265	WON-LOST	WINNING	LAST 10	STRENGTH OF	OPP. STRENGTH	TEAM	ADJ.	CONF.	ADJ CONF.
Average RPI Loss:	155	RECORD	PCT. RANK	GAMES	SCHEDULE	OF SCHEDULE	RPI	RPI	RPI	RPI
DIV. I ONLY	10- 7	121	6-4	338	191	231	231	20	20	
DIV. I NON-CONF.	5- 5	164	1-2	345	169	297	297	24	24	
TOTALS	RPI 1-25	RPI 26-50	W-L RECORDS	RPI 51-100	RPI 101-150	RPI 150+				
10- 7	0- 0	0- 0	OVERALL	1- 2	0- 2	9- 3				
3- 4	0- 0	0- 0	HOME	1- 1	0- 1	2- 2				
6- 3	0- 0	0- 0	AWAY	0- 1	0- 1	6- 1				
1- 0	0- 0	0- 0	NEUTRAL	0- 0	0- 0	1- 0				
5- 5	0- 0	0- 0	NON-CONFERENCE	0- 1	0- 1	5- 3				
1- 3	0- 0	0- 0	HOME	0- 1	0- 0	1- 2				
3- 2	0- 0	0- 0	AWAY	0- 0	0- 1	3- 1				
1- 0	0- 0	0- 0	NEUTRAL	0- 0	0- 0	1- 0				
5- 2	0- 0	0- 0	CONFERENCE	1- 1	0- 1	4- 0				
2- 1	0- 0	0- 0	HOME	1- 0	0- 1	1- 0				
3- 1	0- 0	0- 0	AWAY	0- 1	0- 0	3- 0				
0- 0	0- 0	0- 0	NEUTRAL	0- 0	0- 0	0- 0				

RPI 1-25				RPI 26-50				RPI 51-100				RPI 101+				Team's RPI: 231	
RPI	S	Opponent	Score	RPI	S	Opponent	Score	RPI	S	Opponent	Score	RPI	S	Opponent	Score		
								78	A	Belmont	45	69	118	A	Wisconsin	55	63
								81	H	UT Martin	74	70	145	H	Tennessee Tech	62	75
								98	H	Loyola Chicago	51	67	183	H	Valparaiso	66	78
													194	A	Northern Ill.	48	61
													213	N	Western Ill.	60	52
													251	A	Lipscomb	66	56
													260	A	Morehead St.	57	51
													270	A	Eastern Ky.	83	63
													272	H	Indiana St.	57	59
													276	H	Omaha	65	52
													298	H	Jacksonville St.	55	52
													326	A	Evansville	90	44
													335	A	Tennessee St.	73	52
													342	A	UIC	80	45
LAST 10 Division I																	
				81	H	UT Martin	74	70	78	A	Belmont	45	69				
				145	H	Tennessee Tech	62	75	335	A	Tennessee St.	73	52				
				298	H	Jacksonville St.	55	52	183	H	Valparaiso	66	78				
				260	A	Morehead St.	57	51	213	N	Western Ill.	60	52				
				270	A	Eastern Ky.	83	63	194	A	Northern Ill.	48	61				

Non-Div I Games: Lindenwood (MO) 88 66

Eastern Ill.

■ Loss, 
 ■ Non-Conf, 
 ■ S Site, 
 ■ H Home 
 ■ A Away 
 N Neutral

Average RPI Win:	256	WON-LOST	WINNING	LAST 10	STRENGTH OF	OPP. STRENGTH	TEAM	ADJ.	CONF.	ADJ CONF.
Average RPI Loss:	164	RECORD	PCT. RANK	GAMES	SCHEDULE	OF SCHEDULE	RPI	RPI	RPI	RPI
DIV. I ONLY	7- 10	218	3-7	310	217	270	270	20	20	
DIV. I NON-CONF.	5- 5	164	1-2	271	101	188	188	24	24	
TOTALS	RPI 1-25	RPI 26-50	W-L RECORDS	RPI 51-100	RPI 101-150	RPI 150+				
7- 10	0- 0	0- 0	OVERALL	0- 3	0- 2	7- 5				
3- 5	0- 0	0- 0	HOME	0- 0	0- 1	3- 4				
4- 5	0- 0	0- 0	AWAY	0- 3	0- 1	4- 1				
0- 0	0- 0	0- 0	NEUTRAL	0- 0	0- 0	0- 0				
5- 5	0- 0	0- 0	NON-CONFERENCE	0- 2	0- 1	5- 2				
2- 2	0- 0	0- 0	HOME	0- 0	0- 0	2- 2				
3- 3	0- 0	0- 0	AWAY	0- 2	0- 1	3- 0				
0- 0	0- 0	0- 0	NEUTRAL	0- 0	0- 0	0- 0				
2- 5	0- 0	0- 0	CONFERENCE	0- 1	0- 1	2- 3				
1- 3	0- 0	0- 0	HOME	0- 0	0- 1	1- 2				
1- 2	0- 0	0- 0	AWAY	0- 1	0- 0	1- 1				
0- 0	0- 0	0- 0	NEUTRAL	0- 0	0- 0	0- 0				

RPI 1-25				RPI 26-50				RPI 51-100				RPI 101+				Team's RPI: 270	
RPI	S	Opponent	Score	RPI	S	Opponent	Score	RPI	S	Opponent	Score	RPI	S	Opponent	Score		
								53	A	IUPUI	42	72	111	A	Butler	41	73
								65	A	Vanderbilt	69	75	145	H	Tennessee Tech	42	60
								78	A	Belmont	48	68	163	H	Youngstown St.	63	72
													164	A	Memphis	63	60
													195	H	Miami (OH)	57	75
													208	H	Chattanooga	71	65
													214	A	Xavier	56	55
													221	H	Northern Ky.	69	62
													231	H	Eastern Ill.	63	83
													298	A	Jacksonville St.	54	68
													298	H	Jacksonville St.	33	43
													325	H	SIUE	49	46
													328	A	Mercer	61	60
													335	A	Tennessee St.	61	55
LAST 10 Division I																	
				298	A	Jacksonville St.	54	68		298	H	Jacksonville St.	33	43			
				335	A	Tennessee St.	61	55		145	H	Tennessee Tech	42	60			
				78	A	Belmont	48	68		53	A	IUPUI	42	72			
				325	H	SIUE	49	46		65	A	Vanderbilt	69	75			
				231	H	Eastern Ill.	63	83		214	A	Xavier	56	55			

Non-Div I Games: Alice Lloyd 102 65

Eastern Ky.

■ Loss, 
 ■ Non-Conf, 
 ■ S Site, 
 ■ Home 
 ■ A Away 
 N Neutral

Average RPI Win:	238	WON-LOST	WINNING	LAST 10	STRENGTH OF	OPP. STRENGTH	TEAM	ADJ.	CONF.	ADJ CONF.
Average RPI Loss:	98	RECORD	PCT. RANK	GAMES	SCHEDULE	OF SCHEDULE	RPI	RPI	RPI	RPI
DIV. I ONLY	7- 9	207	6-4	151	170	179	179	10	10	
DIV. I NON-CONF.	4- 6	212	3-1	247	260	238	238	10	10	
TOTALS	RPI 1-25	RPI 26-50	W-L RECORDS	RPI 51-100	RPI 101-150	RPI 150+				
7- 9	0- 1	0- 0	OVERALL	0- 5	1- 1	6- 2				
4- 3	0- 1	0- 0	HOME	0- 2	0- 0	4- 0				
3- 6	0- 0	0- 0	AWAY	0- 3	1- 1	2- 2				
0- 0	0- 0	0- 0	NEUTRAL	0- 0	0- 0	0- 0				
4- 6	0- 0	0- 0	NON-CONFERENCE	0- 3	0- 1	4- 2				
2- 2	0- 0	0- 0	HOME	0- 2	0- 0	2- 0				
2- 4	0- 0	0- 0	AWAY	0- 1	0- 1	2- 2				
0- 0	0- 0	0- 0	NEUTRAL	0- 0	0- 0	0- 0				
3- 3	0- 1	0- 0	CONFERENCE	0- 2	1- 0	2- 0				
2- 1	0- 1	0- 0	HOME	0- 0	0- 0	2- 0				
1- 2	0- 0	0- 0	AWAY	0- 2	1- 0	0- 0				
0- 0	0- 0	0- 0	NEUTRAL	0- 0	0- 0	0- 0				

RPI	S	Opponent	Score	RPI	S	Opponent	Score	RPI	S	Opponent	Score	RPI	S	Opponent	Score	Team's RPI: 179
22	H	Central Mich.	82 89					54	H	Michigan	38 57	110	A	Kent St.	74 69	
								64	A	Ball St.	54 59	148	A	Wichita St.	52 63	
								72	H	Southern Ill.	54 85	163	A	Youngstown St.	77 79	
								80	A	Buffalo	63 66	178	H	Southeast Mo. St.	69 64	
								91	A	Michigan St.	50 85	192	A	Binghamton	67 78	
												195	H	Miami (OH)	80 53	
												197	H	Bowling Green	78 61	
												313	A	Detroit Mercy	84 70	
												331	H	Purdue Fort Wayne	64 40	
												342	A	UIC	68 59	
LAST 10 Division I																
22	H	Central Mich.	82 89	197	H	Bowling Green	78 61									
80	A	Buffalo	63 66	313	A	Detroit Mercy	84 70									
195	H	Miami (OH)	80 53	342	A	UIC	68 59									
64	A	Ball St.	54 59	331	H	Purdue Fort Wayne	64 40									
110	A	Kent St.	74 69	148	A	Wichita St.	52 63									

Non-Div I Games: Olivet 95 38

Eastern Mich.

■ Loss, 
 ■ Non-Conf, 
 ■ S Site, 
 ■ H Home 
 ■ A Away 
 N Neutral

Average RPI Win:	303	WON-LOST	WINNING	LAST 10	STRENGTH OF	OPP. STRENGTH	TEAM	ADJ.	CONF.	ADJ CONF.
Average RPI Loss:	138	RECORD	PCT. RANK	GAMES	SCHEDULE	OF SCHEDULE	RPI	RPI	RPI	RPI
DIV. I ONLY	1- 13	341	1-9	55	208	288	288	18	18	
DIV. I NON-CONF.	0- 8	338	0-4	6	172	235	235	17	17	
TOTALS	RPI 1-25	RPI 26-50	W-L RECORDS	RPI 51-100	RPI 101-150	RPI 150+				
1- 13	0- 2	0- 0	OVERALL	0- 2	0- 4	1- 5				
1- 4	0- 0	0- 0	HOME	0- 1	0- 1	1- 2				
0- 8	0- 2	0- 0	AWAY	0- 0	0- 3	0- 3				
0- 1	0- 0	0- 0	NEUTRAL	0- 1	0- 0	0- 0				
0- 8	0- 2	0- 0	NON-CONFERENCE	0- 2	0- 2	0- 2				
0- 2	0- 0	0- 0	HOME	0- 1	0- 0	0- 1				
0- 5	0- 2	0- 0	AWAY	0- 0	0- 2	0- 1				
0- 1	0- 0	0- 0	NEUTRAL	0- 1	0- 0	0- 0				
1- 5	0- 0	0- 0	CONFERENCE	0- 0	0- 2	1- 3				
1- 2	0- 0	0- 0	HOME	0- 0	0- 1	1- 1				
0- 3	0- 0	0- 0	AWAY	0- 0	0- 1	0- 2				
0- 0	0- 0	0- 0	NEUTRAL	0- 0	0- 0	0- 0				

RPI 1-25				RPI 26-50				RPI 51-100				RPI 101+ Team's RPI: 288			
RPI	S	Opponent	Score	RPI	S	Opponent	Score	RPI	S	Opponent	Score	RPI	S	Opponent	Score
6	A	Stanford	27 92					76	N	Bradley	46 66	113	A	Utah	49 87
10	A	Gonzaga	44 84					100	H	Boise St.	61 63	124	A	Idaho	60 69
												125	H	Montana St.	85 89
												136	A	San Jose St.	66 84
												187	A	Montana	54 92
												201	A	Portland St.	58 75
												229	A	UMKC	55 66
												240	H	Pepperdine	52 53
												253	H	Idaho St.	47 67
												303	H	Weber St.	63 53
LAST 10 Division I															
125	H	Montana St.	85 89	303	H	Weber St.	63 53								
124	A	Idaho	60 69	76	N	Bradley	46 66								
187	A	Montana	54 92	229	A	UMKC	55 66								
201	A	Portland St.	58 75	100	H	Boise St.	61 63								
253	H	Idaho St.	47 67	240	H	Pepperdine	52 53								

Non-Div I Games: Northwest Chrst. 81 62

Eastern Wash.

■ Loss, 
 ■ Non-Conf, 
 ■ S Site, 
 ■ Home 
 ■ A Away 
 N Neutral



Average RPI Win:	239	WON-LOST	WINNING	LAST 10	STRENGTH OF	OPP. STRENGTH	TEAM	ADJ.	CONF.	ADJ CONF.
Average RPI Loss:	68	RECORD	PCT. RANK	GAMES	SCHEDULE	OF SCHEDULE	RPI	RPI	RPI	RPI
DIV. I ONLY	8- 8	175	5-5	78	148	107	107	14	14	
DIV. I NON-CONF.	4- 6	212	1-3	35	174	113	113	14	14	
TOTALS	RPI 1-25	RPI 26-50	W-L RECORDS	RPI 51-100	RPI 101-150	RPI 150+				
8- 8	0- 1	0- 1	OVERALL	0- 4	0- 2	8- 0				
4- 1	0- 0	0- 0	HOME	0- 1	0- 0	4- 0				
4- 5	0- 1	0- 1	AWAY	0- 2	0- 1	4- 0				
0- 2	0- 0	0- 0	NEUTRAL	0- 1	0- 1	0- 0				
4- 6	0- 1	0- 0	NON-CONFERENCE	0- 4	0- 1	4- 0				
2- 1	0- 0	0- 0	HOME	0- 1	0- 0	2- 0				
2- 3	0- 1	0- 0	AWAY	0- 2	0- 0	2- 0				
0- 2	0- 0	0- 0	NEUTRAL	0- 1	0- 1	0- 0				
4- 2	0- 0	0- 1	CONFERENCE	0- 0	0- 1	4- 0				
2- 0	0- 0	0- 0	HOME	0- 0	0- 0	2- 0				
2- 2	0- 0	0- 1	AWAY	0- 0	0- 1	2- 0				
0- 0	0- 0	0- 0	NEUTRAL	0- 0	0- 0	0- 0				

RPI 1-25				RPI 26-50				RPI 51-100				RPI 101+				Team's RPI: 107
RPI	S	Opponent	Score	RPI	S	Opponent	Score	RPI	S	Opponent	Score	RPI	S	Opponent	Score	
19	A	NC State	49 62	39	A	James Madison	48 61	53	N	IUPUI	53 59	101	N	Coastal Caro.	65 76	
								57	A	North Carolina	46 76	135	A	Northeastern	65 68	
								62	H	Wake Forest	57 69	154	A	Furman	87 76	
								77	A	Marist	55 63	171	A	Towson	74 61	
												184	A	UNLV	50 44	
												247	H	UNCW	77 53	
												248	H	Col. of Charleston	90 48	
												266	H	Appalachian St.	67 66	
												312	A	Hofstra	69 56	
												330	H	Western Caro.	68 24	
LAST 10 Division I																
312	A	Hofstra	69 56	171	A	Towson	74 61									
135	A	Northeastern	65 68	154	A	Furman	87 76									
247	H	UNCW	77 53	101	N	Coastal Caro.	65 76									
248	H	Col. of Charleston	90 48	19	A	NC State	49 62									
39	A	James Madison	48 61	53	N	IUPUI	53 59									

Non-Div I Games: Newberry 73 53

Elon

■ Loss, 
 ■ Non-Conf, 
 ■ S Site, 
 ■ H Home 
 ■ A Away 
 N Neutral

Evansville

Through Games Of Jan. 23, 2020

Average RPI Win:	298	WON-LOST	WINNING	LAST 10	STRENGTH OF	OPP. STRENGTH	TEAM	ADJ.	CONF.	ADJ CONF.
Average RPI Loss:	165	RECORD	PCT. RANK	GAMES	SCHEDULE	OF SCHEDULE	RPI	RPI	RPI	RPI
DIV. I ONLY	2- 14	332	1-9	197	291	326	326	7	7	
DIV. I NON-CONF.	2- 8	295	1-3	341	337	345	345	7	7	
TOTALS	RPI 1-25	RPI 26-50	W-L RECORDS	RPI 51-100	RPI 101-150	RPI 150+				
2- 14	0- 0	0- 1	OVERALL	0- 4	0- 1	2- 8				
2- 4	0- 0	0- 0	HOME	0- 1	0- 0	2- 3				
0- 10	0- 0	0- 1	AWAY	0- 3	0- 1	0- 5				
0- 0	0- 0	0- 0	NEUTRAL	0- 0	0- 0	0- 0				
2- 8	0- 0	0- 0	NON-CONFERENCE	0- 0	0- 1	2- 7				
2- 2	0- 0	0- 0	HOME	0- 0	0- 0	2- 2				
0- 6	0- 0	0- 0	AWAY	0- 0	0- 1	0- 5				
0- 0	0- 0	0- 0	NEUTRAL	0- 0	0- 0	0- 0				
0- 6	0- 0	0- 1	CONFERENCE	0- 4	0- 0	0- 1				
0- 2	0- 0	0- 0	HOME	0- 1	0- 0	0- 1				
0- 4	0- 0	0- 1	AWAY	0- 3	0- 0	0- 0				
0- 0	0- 0	0- 0	NEUTRAL	0- 0	0- 0	0- 0				

RPI S	Opponent	Score	RPI S	Opponent	Score	RPI S	Opponent	Score	RPI S	Opponent	Score	Team's RPI: 326
35	A Drake	44 108	52	A UNI	60 76	143	A Illinois	44 59				
			76	A Bradley	51 82	166	A Austin Peay	64 80				
			83	A Illinois St.	58 81	178	A Southeast Mo. St.	60 83				
			98	H Loyola Chicago	61 71	183	H Valparaiso	66 88				
						195	A Miami (OH)	64 72				
						216	H Murray St.	59 61				
						231	H Eastern Ill.	44 90				
						249	H Marshall	66 62				
						325	A SIUE	74 85				
						331	A Purdue Fort Wayne	64 67				
						347	H Chicago St.	76 42				
LAST 10 Division I												
35	A Drake	44 108	76	A Bradley	51 82							
52	A UNI	60 76	195	A Miami (OH)	64 72							
183	H Valparaiso	66 88	347	H Chicago St.	76 42							
98	H Loyola Chicago	61 71	143	A Illinois	44 59							
83	A Illinois St.	58 81	331	A Purdue Fort Wayne	64 67							

Non-Div I Games: Brescia 77 61

Evansville

Loss, Non-Conf, S Site, H Home A Away N Neutral

Average RPI Win:	158	WON-LOST	WINNING	LAST 10	STRENGTH OF	OPP. STRENGTH	TEAM	ADJ.	CONF.	ADJ CONF.
Average RPI Loss:	23	RECORD	PCT. RANK	GAMES	SCHEDULE	OF SCHEDULE	RPI	RPI	RPI	RPI
DIV. I ONLY	16- 2	12	9-1	121	65	30	30	16	16	
DIV. I NON-CONF.	10- 2	30	3-1	111	13	29	29	16	16	
TOTALS	RPI 1-25	RPI 26-50	W-L RECORDS	RPI 51-100	RPI 101-150	RPI 150+				
16- 2	0- 2	2- 0	OVERALL	4- 0	2- 0	8- 0				
6- 1	0- 1	1- 0	HOME	1- 0	1- 0	3- 0				
6- 1	0- 1	1- 0	AWAY	1- 0	0- 0	4- 0				
4- 0	0- 0	0- 0	NEUTRAL	2- 0	1- 0	1- 0				
10- 2	0- 2	2- 0	NON-CONFERENCE	3- 0	1- 0	4- 0				
3- 1	0- 1	1- 0	HOME	1- 0	0- 0	1- 0				
3- 1	0- 1	1- 0	AWAY	0- 0	0- 0	2- 0				
4- 0	0- 0	0- 0	NEUTRAL	2- 0	1- 0	1- 0				
6- 0	0- 0	0- 0	CONFERENCE	1- 0	1- 0	4- 0				
3- 0	0- 0	0- 0	HOME	0- 0	1- 0	2- 0				
3- 0	0- 0	0- 0	AWAY	1- 0	0- 0	2- 0				
0- 0	0- 0	0- 0	NEUTRAL	0- 0	0- 0	0- 0				

RPI 1-25				RPI 26-50				Team's RPI: 30				RPI 51-100				RPI 101+			
RPI	S	Opponent	Score	RPI	S	Opponent	Score	RPI	S	Opponent	Score	RPI	S	Opponent	Score	RPI	S	Opponent	Score
21	A	Princeton	53 67	42	H	Duke	78 56	61	H	UCF	72 50	108	H	Liberty	64 57				
24	H	LSU	63 74	49	A	Temple	93 67	79	N	South Dakota St.	71 70	122	N	Notre Dame	69 60				
								82	A	North Florida	72 50	158	A	Houston	57 45				
								86	N	South Fla.	81 77	162	A	North Ala.	74 63				
												223	H	Kennesaw St.	80 63				
												228	N	Saint Francis (PA)	97 64				
												239	A	Stetson	89 47				
												251	H	Lipscomb	82 56				
												300	A	FIU	100 54				
												345	H	Central Conn. St.	94 60				
LAST 10 Division I																			
				223	H	Kennesaw St.	80 63			251	H	Lipscomb	82 56						
				162	A	North Ala.	74 63			42	H	Duke	78 56						
				82	A	North Florida	72 50			49	A	Temple	93 67						
				239	A	Stetson	89 47			24	H	LSU	63 74						
				108	H	Liberty	64 57			345	H	Central Conn. St.	94 60						

Non-Div I Games: Webber Int'l 99 48 Fla. Memorial 91 47 Johnson & Wales (FL89 56

FGCU

Average RPI Win:	299	WON-LOST	WINNING	LAST 10	STRENGTH OF	OPP. STRENGTH	TEAM	ADJ.	CONF.	ADJ CONF.
Average RPI Loss:	161	RECORD	PCT. RANK	GAMES	SCHEDULE	OF SCHEDULE	RPI	RPI	RPI	RPI
DIV. I ONLY	4- 14	304	2-8	196	260	300	300	13	13	
DIV. I NON-CONF.	3- 8	268	1-2	277	327	318	318	13	13	
TOTALS	RPI 1-25	RPI 26-50	W-L RECORDS	RPI 51-100	RPI 101-150	RPI 150+				
4- 14	0- 0	0- 2	OVERALL	0- 3	0- 1	4- 8				
2- 9	0- 0	0- 2	HOME	0- 2	0- 0	2- 5				
2- 5	0- 0	0- 0	AWAY	0- 1	0- 1	2- 3				
0- 0	0- 0	0- 0	NEUTRAL	0- 0	0- 0	0- 0				
3- 8	0- 0	0- 1	NON-CONFERENCE	0- 1	0- 0	3- 6				
1- 7	0- 0	0- 1	HOME	0- 1	0- 0	1- 5				
2- 1	0- 0	0- 0	AWAY	0- 0	0- 0	2- 1				
0- 0	0- 0	0- 0	NEUTRAL	0- 0	0- 0	0- 0				
1- 6	0- 0	0- 1	CONFERENCE	0- 2	0- 1	1- 2				
1- 2	0- 0	0- 1	HOME	0- 1	0- 0	1- 0				
0- 4	0- 0	0- 0	AWAY	0- 1	0- 1	0- 2				
0- 0	0- 0	0- 0	NEUTRAL	0- 0	0- 0	0- 0				

RPI S	Opponent	Score	RPI S	Opponent	Score	RPI S	Opponent	Score	RPI S	Opponent	Score	Team's RPI: 300
30	H FGCU	54 100	37	H Old Dominion	39 66	59	A Middle Tenn.	56 72	132	A UAB	58 71	
						82	H North Florida	49 64	166	H Austin Peay	56 58	
						99	H Rice	47 68	180	H Bethune-Cookman	60 65	
									218	A UTEP	34 64	
									221	H Northern Ky.	45 67	
									224	H Brown	57 72	
									230	H North Texas	58 56	
									236	A Jacksonville	52 77	
									269	H Oakland	49 58	
									304	A UTSA	45 60	
									311	A N.C. Central	59 58	
									317	A Georgia St.	70 63	
									339	H Grambling	56 55	
LAST 10 Division I												
37	H Old Dominion	39 66	304	A UTSA	45 60							
59	A Middle Tenn.	56 72	218	A UTEP	34 64							
132	A UAB	58 71	224	H Brown	57 72							
99	H Rice	47 68	166	H Austin Peay	56 58							
230	H North Texas	58 56	339	H Grambling	56 55							

Non-Div I Games:

FIU

## Fairfield

Through Games Of Jan. 23, 2020

Average RPI Win:	291	WON-LOST	WINNING	LAST 10	STRENGTH OF	OPP. STRENGTH	TEAM	ADJ.	CONF.	ADJ CONF.
Average RPI Loss:	111	RECORD	PCT. RANK	GAMES	SCHEDULE	OF SCHEDULE	RPI	RPI	RPI	RPI
DIV. I ONLY	9- 6	114	8-2	341	188	235	235	25	25	
DIV. I NON-CONF.	3- 6	235	2-2	275	126	284	284	25	25	
TOTALS	RPI 1-25	RPI 26-50	W-L RECORDS	RPI 51-100	RPI 101-150	RPI 150+				
9- 6	0- 0	0- 2	OVERALL	0- 1	0- 1	9- 2				
6- 2	0- 0	0- 0	HOME	0- 0	0- 0	6- 2				
3- 4	0- 0	0- 2	AWAY	0- 1	0- 1	3- 0				
0- 0	0- 0	0- 0	NEUTRAL	0- 0	0- 0	0- 0				
3- 6	0- 0	0- 2	NON-CONFERENCE	0- 1	0- 1	3- 2				
2- 2	0- 0	0- 0	HOME	0- 0	0- 0	2- 2				
1- 4	0- 0	0- 2	AWAY	0- 1	0- 1	1- 0				
0- 0	0- 0	0- 0	NEUTRAL	0- 0	0- 0	0- 0				
6- 0	0- 0	0- 0	CONFERENCE	0- 0	0- 0	6- 0				
4- 0	0- 0	0- 0	HOME	0- 0	0- 0	4- 0				
2- 0	0- 0	0- 0	AWAY	0- 0	0- 0	2- 0				
0- 0	0- 0	0- 0	NEUTRAL	0- 0	0- 0	0- 0				

RPI 1-25				RPI 26-50				RPI 51-100				RPI 101+ Team's RPI: 235			
RPI	S	Opponent	Score	RPI	S	Opponent	Score	RPI	S	Opponent	Score	RPI	S	Opponent	Score
				48	A	St. John's (NY)	69 71	56	A	Seton Hall	44 74	138	A	Rhode Island	41 74
				49	A	Temple	59 77					153	H	Dartmouth	51 52
												207	A	Iona	52 40
												219	H	Manhattan	87 47
												224	H	Brown	44 58
												263	H	Navy	66 52
												294	H	Monmouth	49 38
												307	A	Siena	65 35
												312	H	Hofstra	73 64
												329	H	Canisius	72 70
												341	H	Saint Peter's	67 48
												348	A	LIU Brooklyn	53 51
LAST 10 Division I															
				219	H	Manhattan	87 47					307	A	Siena	65 35
				207	A	Iona	52 40					224	H	Brown	44 58
				329	H	Canisius	72 70					48	A	St. John's (NY)	69 71
				341	H	Saint Peter's	67 48					312	H	Hofstra	73 64
				294	H	Monmouth	49 38					263	H	Navy	66 52

Non-Div I Games:

Fairfield

■ Loss, 
■ Non-Conf, 
■ S Site, 
■ H Home 
■ A Away 
N Neutral

Average RPI Win: 305		WON-LOST	WINNING	LAST 10	STRENGTH OF	OPP. STRENGTH	TEAM	ADJ.	CONF.	ADJ CONF.
Average RPI Loss: 264		RECORD	PCT. RANK	GAMES	SCHEDULE	OF SCHEDULE	RPI	RPI	RPI	RPI
DIV. I ONLY		7- 10	218	7-3	351	343	338	338	29	29
DIV. I NON-CONF.		3- 8	268	3-1	344	338	339	339	30	30
TOTALS		RPI 1-25	RPI 26-50	W-L RECORDS	RPI 51-100	RPI 101-150	RPI 150+			
7- 10	0- 0		0- 0	OVERALL	0- 0	0- 0	7- 10			
4- 5	0- 0		0- 0	HOME	0- 0	0- 0	4- 5			
3- 5	0- 0		0- 0	AWAY	0- 0	0- 0	3- 5			
0- 0	0- 0		0- 0	NEUTRAL	0- 0	0- 0	0- 0			
3- 8	0- 0		0- 0	NON-CONFERENCE	0- 0	0- 0	3- 8			
1- 4	0- 0		0- 0	HOME	0- 0	0- 0	1- 4			
2- 4	0- 0		0- 0	AWAY	0- 0	0- 0	2- 4			
0- 0	0- 0		0- 0	NEUTRAL	0- 0	0- 0	0- 0			
4- 2	0- 0		0- 0	CONFERENCE	0- 0	0- 0	4- 2			
3- 1	0- 0		0- 0	HOME	0- 0	0- 0	3- 1			
1- 1	0- 0		0- 0	AWAY	0- 0	0- 0	1- 1			
0- 0	0- 0		0- 0	NEUTRAL	0- 0	0- 0	0- 0			

RPI 1-25				RPI 26-50				RPI 51-100				RPI 101+				Team's RPI: 338	
RPI	S	Opponent	Score	RPI	S	Opponent	Score	RPI	S	Opponent	Score	RPI	S	Opponent	Score		
												192	H	Binghamton	48	60	
												219	H	Manhattan	61	62	
												225	A	Lafayette	29	61	
												228	H	Saint Francis (PA)	56	47	
												233	A	UMass Lowell	56	61	
												237	A	Howard	56	64	
												271	H	Sacred Heart	65	60	
												281	H	Army West Point	68	70	
												285	H	Loyola Maryland	46	75	
												297	A	Pittsburgh	60	69	
												306	A	St. Francis Brooklyn	62	57	
												307	H	Siena	67	58	
												321	H	Bryant	45	57	
												334	A	NJIT	68	59	
												341	A	Saint Peter's	77	71	
												345	H	Central Conn. St.	66	47	
												348	A	LIU Brooklyn	63	68	
EAST 10 Division I																	
				345	H	Central Conn. St.	66 47	306	A	St. Francis Brooklyn	62 57						
				271	H	Sacred Heart	65 60	233	A	UMass Lowell	56 61						
				348	A	LIU Brooklyn	63 68	341	A	Saint Peter's	77 71						
				228	H	Saint Francis (PA)	56 47	307	H	Siena	67 58						
				321	H	Bryant	45 57	334	A	NJIT	68 59						

Non-Div I Games:

Fairleigh Dickinson

Loss, Non-Conf, S Site, H Home A Away N Neutral

Average RPI Win:	227	WON-LOST	WINNING	LAST 10	STRENGTH OF	OPP. STRENGTH	TEAM	ADJ.	CONF.	ADJ CONF.
Average RPI Loss:	112	RECORD	PCT. RANK	GAMES	SCHEDULE	OF SCHEDULE	RPI	RPI	RPI	RPI
DIV. I ONLY	9- 9	175	4-6	159	140	175	175	13	13	
DIV. I NON-CONF.	6- 5	151	1-2	215	157	185	185	13	13	
TOTALS	RPI 1-25	RPI 26-50	W-L RECORDS	RPI 51-100	RPI 101-150	RPI 150+				
9- 9	0- 1	0- 0	OVERALL	1- 3	1- 3	7- 2				
6- 4	0- 0	0- 0	HOME	1- 2	0- 1	5- 1				
3- 5	0- 1	0- 0	AWAY	0- 1	1- 2	2- 1				
0- 0	0- 0	0- 0	NEUTRAL	0- 0	0- 0	0- 0				
6- 5	0- 1	0- 0	NON-CONFERENCE	0- 1	1- 2	5- 1				
4- 3	0- 0	0- 0	HOME	0- 1	0- 1	4- 1				
2- 2	0- 1	0- 0	AWAY	0- 0	1- 1	1- 0				
0- 0	0- 0	0- 0	NEUTRAL	0- 0	0- 0	0- 0				
3- 4	0- 0	0- 0	CONFERENCE	1- 2	0- 1	2- 1				
2- 1	0- 0	0- 0	HOME	1- 1	0- 0	1- 0				
1- 3	0- 0	0- 0	AWAY	0- 1	0- 1	1- 1				
0- 0	0- 0	0- 0	NEUTRAL	0- 0	0- 0	0- 0				

RPI 1-25				RPI 26-50				RPI 51-100				RPI 101+ Team's RPI: 175			
RPI	S	Opponent	Score	RPI	S	Opponent	Score	RPI	S	Opponent	Score	RPI	S	Opponent	Score
5	A	Iowa	53 85					59	A	Middle Tenn.	66 81	130	A	Richmond	55 57
								71	H	Charlotte	65 44	132	A	UAB	73 92
								74	H	Kansas	60 90	139	H	Harvard	51 65
								99	H	Rice	69 78	141	A	Western Mich.	80 79
												154	H	Furman	63 69
												172	A	Hampton	64 63
												188	H	Little Rock	79 72
												218	A	UTEP	65 96
												230	H	North Texas	84 78
												285	H	Loyola Maryland	72 61
												304	A	UTSA	80 53
												307	H	Siena	83 39
												345	H	Central Conn. St.	72 54
LAST 10 Division I															
				71	H	Charlotte	65 44	218	A	UTEP	65 96				
				132	A	UAB	73 92	304	A	UTSA	80 53				
				59	A	Middle Tenn.	66 81	139	H	Harvard	51 65				
				230	H	North Texas	84 78	154	H	Furman	63 69				
				99	H	Rice	69 78	345	H	Central Conn. St.	72 54				

Non-Div I Games:

Average RPI Win:	<b>236</b>	WON-LOST	WINNING	LAST 10	STRENGTH OF	OPP. STRENGTH	TEAM	ADJ.	CONF.	ADJ CONF.
Average RPI Loss:	<b>34</b>	RECORD	PCT. RANK	GAMES	SCHEDULE	OF SCHEDULE	RPI	RPI	RPI	RPI
DIV. I ONLY	<b>11- 8</b>	<b>133</b>	<b>5-5</b>	<b>167</b>	<b>66</b>	<b>142</b>	<b>142</b>	<b>4</b>	<b>4</b>	
DIV. I NON-CONF.	<b>9- 4</b>	<b>84</b>	<b>3-1</b>	<b>321</b>	<b>125</b>	<b>197</b>	<b>197</b>	<b>5</b>	<b>5</b>	
TOTALS	RPI 1-25	RPI 26-50	W-L RECORDS	RPI 51-100	RPI 101-150	RPI 150+				
11- 8	0- 5	0- 0	OVERALL	2- 3	1- 0	8- 0				
7- 4	0- 3	0- 0	HOME	2- 1	0- 0	5- 0				
3- 3	0- 2	0- 0	AWAY	0- 1	1- 0	2- 0				
1- 1	0- 0	0- 0	NEUTRAL	0- 1	0- 0	1- 0				
9- 4	0- 2	0- 0	NON-CONFERENCE	1- 2	0- 0	8- 0				
6- 2	0- 2	0- 0	HOME	1- 0	0- 0	5- 0				
2- 1	0- 0	0- 0	AWAY	0- 1	0- 0	2- 0				
1- 1	0- 0	0- 0	NEUTRAL	0- 1	0- 0	1- 0				
2- 4	0- 3	0- 0	CONFERENCE	1- 1	1- 0	0- 0				
1- 2	0- 1	0- 0	HOME	1- 1	0- 0	0- 0				
1- 2	0- 2	0- 0	AWAY	0- 0	1- 0	0- 0				
0- 0	0- 0	0- 0	NEUTRAL	0- 0	0- 0	0- 0				

RPI	S	Opponent	Score	RPI	S	Opponent	Score	RPI	S	Opponent	Score	RPI	S	Opponent	Score	Team's RPI: 142
12	A	Mississippi St.	47 <b>93</b>					58	H	Tennessee	50 <b>78</b>	147	A	Auburn	83 63	
13	H	Indiana	49 <b>73</b>					62	N	Wake Forest	68 <b>73</b>	165	H	Samford	84 48	
17	A	Texas A&M	42 <b>69</b>					65	H	Vanderbilt	68 60	214	N	Xavier	67 64	
18	H	Florida St.	55 <b>66</b>					74	A	Kansas	66 <b>76</b>	287	H	Longwood	71 54	
20	H	Kentucky	45 <b>65</b>					94	H	Davidson	55 50	301	A	Prairie View	51 44	
												302	H	Presbyterian	60 46	
												328	H	Mercer	71 50	
												339	A	Grambling	72 65	
												350	H	Florida A&M	84 40	
LAST 10 Division I																
17	A	Texas A&M	42 <b>69</b>	12	A	Mississippi St.	47 <b>93</b>									
58	H	Tennessee	50 <b>78</b>	94	H	Davidson	55 50									
20	H	Kentucky	45 <b>65</b>	62	N	Wake Forest	68 <b>73</b>									
147	A	Auburn	83 63	214	N	Xavier	67 64									
65	H	Vanderbilt	68 60	328	H	Mercer	71 50									

Non-Div I Games:

Florida

■ Loss, 
 ■ Non-Conf, 
 ■ S Site, 
 ■ Home 
 ■ Away 
 N Neutral



Average RPI Win:	346	WON-LOST	WINNING	LAST 10	STRENGTH OF	OPP. STRENGTH	TEAM	ADJ.	CONF.	ADJ CONF.
Average RPI Loss:	243	RECORD	PCT. RANK	GAMES	SCHEDULE	OF SCHEDULE	RPI	RPI	RPI	RPI
DIV. I ONLY	2- 13	329	2-8	345	351	350	350	30	30	
DIV. I NON-CONF.	0- 9	338	0-4	294	350	348	348	31	31	
TOTALS	RPI 1-25	RPI 26-50	W-L RECORDS	RPI 51-100	RPI 101-150	RPI 150+				
2- 13	0- 1	0- 0	OVERALL	0- 0	0- 2	2- 10				
1- 4	0- 0	0- 0	HOME	0- 0	0- 0	1- 4				
1- 9	0- 1	0- 0	AWAY	0- 0	0- 2	1- 6				
0- 0	0- 0	0- 0	NEUTRAL	0- 0	0- 0	0- 0				
0- 9	0- 1	0- 0	NON-CONFERENCE	0- 0	0- 1	0- 7				
0- 2	0- 0	0- 0	HOME	0- 0	0- 0	0- 2				
0- 7	0- 1	0- 0	AWAY	0- 0	0- 1	0- 5				
0- 0	0- 0	0- 0	NEUTRAL	0- 0	0- 0	0- 0				
2- 4	0- 0	0- 0	CONFERENCE	0- 0	0- 1	2- 3				
1- 2	0- 0	0- 0	HOME	0- 0	0- 0	1- 2				
1- 2	0- 0	0- 0	AWAY	0- 0	0- 1	1- 1				
0- 0	0- 0	0- 0	NEUTRAL	0- 0	0- 0	0- 0				

RPI 1-25				RPI 26-50				RPI 51-100				RPI 101+ Team's RPI: 350			
RPI	S	Opponent	Score	RPI	S	Opponent	Score	RPI	S	Opponent	Score	RPI	S	Opponent	Score
24	A	LSU	45 73									127	A	N.C. A&T	44 71
												142	A	Florida	40 84
												167	A	Texas Tech	60 98
												236	H	Jacksonville	54 88
												268	H	Morgan St.	47 59
												275	H	Alabama A&M	53 77
												298	A	Jacksonville St.	67 72
												310	A	Alcorn	42 58
												311	A	N.C. Central	57 66
												311	H	N.C. Central	70 71
												336	A	USC Upstate	61 74
												343	H	Coppin St.	58 48
												349	A	South Carolina St.	44 39
												351	A	Mississippi Val.	70 71
LAST 10 Division I															
311	H	N.C. Central	70 71	311	A	N.C. Central	57 66								
349	A	South Carolina St.	44 39	24	A	LSU	45 73								
343	H	Coppin St.	58 48	275	H	Alabama A&M	53 77								
268	H	Morgan St.	47 59	236	H	Jacksonville	54 88								
127	A	N.C. A&T	44 71	310	A	Alcorn	42 58								

Non-Div I Games: Johnson (FL) 102 40 Trinity Baptist 103 54

Florida A&amp;M

Average RPI Win:	120	WON-LOST	WINNING	LAST 10	STRENGTH OF	OPP. STRENGTH	TEAM	ADJ.	CONF.	ADJ CONF.
Average RPI Loss:	61	RECORD	PCT. RANK	GAMES	SCHEDULE	OF SCHEDULE	RPI	RPI	RPI	RPI
DIV. I ONLY	16- 3	21	7-3	35	47	18	18	5	5	
DIV. I NON-CONF.	11- 0	1	3-0	99	56	10	10	3	3	
TOTALS	RPI 1-25	RPI 26-50	W-L RECORDS	RPI 51-100	RPI 101-150	RPI 150+				
16- 3	2- 1	2- 1	OVERALL	6- 0	1- 1	5- 0				
8- 1	0- 0	2- 1	HOME	3- 0	0- 0	3- 0				
6- 2	1- 1	0- 0	AWAY	2- 0	1- 1	2- 0				
2- 0	1- 0	0- 0	NEUTRAL	1- 0	0- 0	0- 0				
11- 0	2- 0	1- 0	NON-CONFERENCE	3- 0	1- 0	4- 0				
6- 0	0- 0	1- 0	HOME	2- 0	0- 0	3- 0				
3- 0	1- 0	0- 0	AWAY	0- 0	1- 0	1- 0				
2- 0	1- 0	0- 0	NEUTRAL	1- 0	0- 0	0- 0				
5- 3	0- 1	1- 1	CONFERENCE	3- 0	0- 1	1- 0				
2- 1	0- 0	1- 1	HOME	1- 0	0- 0	0- 0				
3- 2	0- 1	0- 0	AWAY	2- 0	0- 1	1- 0				
0- 0	0- 0	0- 0	NEUTRAL	0- 0	0- 0	0- 0				

RPI 1-25				RPI 26-50				RPI 51-100				RPI 101+			
RPI	S	Opponent	Score	RPI	S	Opponent	Score	RPI	S	Opponent	Score	RPI	S	Opponent	Score
17	N	Texas A&M	80 58	28	H	Virginia Tech	86 62	54	N	Michigan	79 69	118	A	Syracuse	89 90
19	A	NC State	51 68	46	H	Georgia Tech	52 67	55	A	Miami (FL)	73 62	142	A	Florida	66 55
24	A	LSU	70 62	48	H	St. John's (NY)	74 70	57	H	North Carolina	78 64	165	H	Samford	88 59
								62	A	Wake Forest	70 65	177	A	Clemson	81 64
								82	H	North Florida	70 41	236	H	Jacksonville	75 41
								91	H	Michigan St.	78 68	333	H	Charleston So.	88 36
												342	A	UIC	86 42
LAST 10 Division I															
62	A	Wake Forest	70 65	118	A	Syracuse	89 90								
19	A	NC State	51 68	28	H	Virginia Tech	86 62								
57	H	North Carolina	78 64	54	N	Michigan	79 69								
46	H	Georgia Tech	52 67	82	H	North Florida	70 41								
55	A	Miami (FL)	73 62	48	H	St. John's (NY)	74 70								

Non-Div I Games:

Florida St.

Average RPI Win: <b>175</b>	WON-LOST	WINNING	LAST 10	STRENGTH OF	OPP. STRENGTH	TEAM	ADJ.	CONF.	ADJ CONF.
Average RPI Loss: <b>116</b>	RECORD	PCT. RANK	GAMES	SCHEDULE	OF SCHEDULE	RPI	RPI	RPI	RPI
DIV. I ONLY	12- 6	70	9-1	184	93	116	116	12	12
DIV. I NON-CONF.	8- 5	117	5-0	164	99	125	125	12	12
-----									
TOTALS	RPI 1-25	RPI 26-50	W-L RECORDS	RPI 51-100	RPI 101-150	RPI 150+			
12- 6	0- 0	0- 1	OVERALL	1- 2	3- 1	8- 2			
8- 2	0- 0	0- 0	HOME	0- 1	2- 1	6- 0			
3- 3	0- 0	0- 0	AWAY	1- 1	0- 0	2- 2			
1- 1	0- 0	0- 1	NEUTRAL	0- 0	1- 0	0- 0			
8- 5	0- 0	0- 1	NON-CONFERENCE	1- 1	2- 1	5- 2			
5- 2	0- 0	0- 0	HOME	0- 1	1- 1	4- 0			
2- 2	0- 0	0- 0	AWAY	1- 0	0- 0	1- 2			
1- 1	0- 0	0- 1	NEUTRAL	0- 0	1- 0	0- 0			
4- 1	0- 0	0- 0	CONFERENCE	0- 1	1- 0	3- 0			
3- 0	0- 0	0- 0	HOME	0- 0	1- 0	2- 0			
1- 1	0- 0	0- 0	AWAY	0- 1	0- 0	1- 0			
0- 0	0- 0	0- 0	NEUTRAL	0- 0	0- 0	0- 0			

RPI 1-25			RPI 26-50			RPI 51-100			RPI 101+			Team's RPI: 116
RPI	S	Opponent	Score	RPI	S	Opponent	Score	RPI	S	Opponent	Score	
				47	N	Arkansas	59 <b>71</b>	71	A	Charlotte	76 51	109 <b>H</b> Saint Louis 66 54
								90 <b>H</b> Villanova 66 <b>73</b>		114 N Lehigh 59 57		
								94 <b>A</b> Davidson 62 <b>74</b>		122 <b>H</b> Notre Dame 55 <b>60</b>		
										135 <b>H</b> Northeastern 74 58		
										152 <b>H</b> George Washington 53 47		
										155 <b>A</b> Columbia 51 <b>70</b>		
										158 <b>H</b> Houston 63 54		
										165 <b>H</b> Samford 68 37		
										189 <b>A</b> Penn St. 59 <b>72</b>		
										204 <b>A</b> George Mason 66 54		
										219 <b>A</b> Manhattan 51 45		
										242 <b>H</b> Georgetown 67 54		
										244 <b>H</b> Southern U. 65 52		
										290 <b>H</b> St. Bonaventure 79 53		
-----												
LAST 10 Division I												
				109 <b>H</b> Saint Louis 66 54				158 <b>H</b> Houston 63 54				
				204 <b>A</b> George Mason 66 54				165 <b>H</b> Samford 68 37				
				152 <b>H</b> George Washington 53 47				244 <b>H</b> Southern U. 65 52				
				94 <b>A</b> Davidson 62 <b>74</b>				242 <b>H</b> Georgetown 67 54				
				290 <b>H</b> St. Bonaventure 79 53				219 <b>A</b> Manhattan 51 45				

Non-Div I Games:

Fordham

Average RPI Win:	227	WON-LOST	WINNING	LAST 10	STRENGTH OF	OPP. STRENGTH	TEAM	ADJ.	CONF.	ADJ CONF.
Average RPI Loss:	102	RECORD	PCT. RANK	GAMES	SCHEDULE	OF SCHEDULE	RPI	RPI	RPI	RPI
DIV. I ONLY	13- 4	42	9-1	224	172	89	89	17	17	
DIV. I NON-CONF.	5- 4	140	1-1	238	142	158	158	23	23	
TOTALS	RPI 1-25	RPI 26-50	W-L RECORDS	RPI 51-100	RPI 101-150	RPI 150+				
13- 4	0- 0	0- 1	OVERALL	0- 1	1- 1	12- 1				
7- 1	0- 0	0- 0	HOME	0- 1	0- 0	7- 0				
5- 2	0- 0	0- 0	AWAY	0- 0	1- 1	4- 1				
1- 1	0- 0	0- 1	NEUTRAL	0- 0	0- 0	1- 0				
5- 4	0- 0	0- 1	NON-CONFERENCE	0- 1	0- 1	5- 1				
2- 1	0- 0	0- 0	HOME	0- 1	0- 0	2- 0				
2- 2	0- 0	0- 0	AWAY	0- 0	0- 1	2- 1				
1- 1	0- 0	0- 1	NEUTRAL	0- 0	0- 0	1- 0				
8- 0	0- 0	0- 0	CONFERENCE	0- 0	1- 0	7- 0				
5- 0	0- 0	0- 0	HOME	0- 0	0- 0	5- 0				
3- 0	0- 0	0- 0	AWAY	0- 0	1- 0	2- 0				
0- 0	0- 0	0- 0	NEUTRAL	0- 0	0- 0	0- 0				

RPI 1-25			RPI 26-50			RPI 51-100			Team's RPI: 89	RPI 101+		
RPI	S	Opponent	Score	RPI	S	Opponent	Score	RPI	S	Opponent	Score	RPI
				45	N	Yale	67 87	66	H	BYU	65 71	128
										A	Portland	64 75
										A	San Jose St.	85 76
										A	Santa Clara	66 90
										H	New Mexico	84 81
										A	UNLV	72 66
										A	Montana	76 63
										H	Northern Ariz.	83 66
										H	UC Davis	73 65
										H	Wyoming	89 59
										N	Georgetown	82 69
										H	Colorado St.	55 53
										H	Utah St.	76 64
										A	San Diego St.	65 60
										H	San Diego St.	79 54
										A	Cal Poly	79 52
LAST 10 Division I												
				256	H	Colorado St.	55 53	273	H	San Diego St.	79 54	
				217	H	Wyoming	89 59	170	A	Santa Clara	66 90	
				273	A	San Diego St.	65 60	267	H	Utah St.	76 64	
				182	H	New Mexico	84 81	184	A	UNLV	72 66	
				136	A	San Jose St.	85 76	242	N	Georgetown	82 69	

Non-Div I Games: La Verne 111 56 UC Merced 92 26

Fresno St.

Average RPI Win: <b>221</b>	WON-LOST	WINNING	LAST 10	STRENGTH OF	OPP. STRENGTH	TEAM	ADJ.	CONF.	ADJ CONF.
Average RPI Loss: <b>112</b>	RECORD	PCT. RANK	GAMES	SCHEDULE	OF SCHEDULE	RPI	RPI	RPI	RPI
DIV. I ONLY	10- 7	121	6-4	266	92	154	154	24	24
DIV. I NON-CONF.	7- 5	131	3-2	200	62	109	109	20	20
TOTALS	RPI 1-25	RPI 26-50	W-L RECORDS	RPI 51-100	RPI 101-150	RPI 150+			
10- 7	0- 0	0- 0	OVERALL	0- 3	1- 2	9- 2			
5- 2	0- 0	0- 0	HOME	0- 0	0- 2	5- 0			
4- 5	0- 0	0- 0	AWAY	0- 3	1- 0	3- 2			
1- 0	0- 0	0- 0	NEUTRAL	0- 0	0- 0	1- 0			
7- 5	0- 0	0- 0	NON-CONFERENCE	0- 3	1- 1	6- 1			
3- 1	0- 0	0- 0	HOME	0- 0	0- 1	3- 0			
3- 4	0- 0	0- 0	AWAY	0- 3	1- 0	2- 1			
1- 0	0- 0	0- 0	NEUTRAL	0- 0	0- 0	1- 0			
3- 2	0- 0	0- 0	CONFERENCE	0- 0	0- 1	3- 1			
2- 1	0- 0	0- 0	HOME	0- 0	0- 1	2- 0			
1- 1	0- 0	0- 0	AWAY	0- 0	0- 0	1- 1			
0- 0	0- 0	0- 0	NEUTRAL	0- 0	0- 0	0- 0			

RPI 1-25				RPI 26-50				RPI 51-100				RPI 101+				Team's RPI: 154	
RPI	S	Opponent	Score	RPI	S	Opponent	Score	RPI	S	Opponent	Score	RPI	S	Opponent	Score		
								59	A	Middle Tenn.	62	78	102	H	UNC Greensboro	53	59
								65	A	Vanderbilt	46	74	107	H	Elon	76	87
								68	A	Georgia	48	77	130	A	Richmond	70	69
												165	H	Samford	77	69	
												172	H	Hampton	70	65	
												173	N	Saint Joseph's	63	48	
												175	A	Fla. Atlantic	69	63	
												177	A	Clemson	71	77	
												208	A	Chattanooga	52	60	
												220	A	Gardner-Webb	72	67	
												234	A	ETSU	81	62	
												296	H	Ga. Southern	78	63	
												317	H	Georgia St.	62	55	
												328	H	Mercer	62	49	
LAST 10 Division I																	
102	H	UNC Greensboro	53	59	107	H	Elon	76	87								
208	A	Chattanooga	52	60	173	N	Saint Joseph's	63	48								
234	A	ETSU	81	62	175	A	Fla. Atlantic	69	63								
165	H	Samford	77	69	68	A	Georgia	48	77								
328	H	Mercer	62	49	130	A	Richmond	70	69								

Non-Div I Games: North Greenville 88 51 Newberry 62 43

Furman

Loss, Non-Conf, S Site, H Home A Away N Neutral

Average RPI Win: 267				WON-LOST	WINNING	LAST 10	STRENGTH OF		OPP. STRENGTH	TEAM	ADJ.	CONF.	ADJ CONF.
Average RPI Loss: 195				RECORD	PCT. RANK	GAMES	SCHEDULE	OF SCHEDULE	RPI	RPI	RPI	RPI	RPI
DIV. I ONLY				5- 12	275	3-7	264	336	296	296	22	22	
DIV. I NON-CONF.				3- 8	268	1-3	262	339	293	293	21	21	
TOTALS		RPI 1-25		RPI 26-50		W-L RECORDS		RPI 51-100		RPI 101-150		RPI 150+	
5- 12		0- 0		0- 0		OVERALL		0- 1		1- 2		4- 9	
2- 4		0- 0		0- 0		HOME		0- 1		1- 0		1- 3	
2- 7		0- 0		0- 0		AWAY		0- 0		0- 1		2- 6	
1- 1		0- 0		0- 0		NEUTRAL		0- 0		0- 1		1- 0	
3- 8		0- 0		0- 0		NON-CONFERENCE		0- 0		0- 2		3- 6	
0- 2		0- 0		0- 0		HOME		0- 0		0- 0		0- 2	
2- 5		0- 0		0- 0		AWAY		0- 0		0- 1		2- 4	
1- 1		0- 0		0- 0		NEUTRAL		0- 0		0- 1		1- 0	
2- 4		0- 0		0- 0		CONFERENCE		0- 1		1- 0		1- 3	
2- 2		0- 0		0- 0		HOME		0- 1		1- 0		1- 1	
0- 2		0- 0		0- 0		AWAY		0- 0		0- 0		0- 2	
0- 0		0- 0		0- 0		NEUTRAL		0- 0		0- 0		0- 0	

RPI 1-25				RPI 26-50				RPI 51-100				RPI 101+				Team's RPI: 296	
RPI	S	Opponent	Score	RPI	S	Opponent	Score	RPI	S	Opponent	Score	RPI	S	Opponent	Score		
								70	H	Troy	69	79	110	N	Kent St.	48	62
													126	A	Tulane	40	56
													131	H	Louisiana	83	67
													154	A	Furman	63	78
													180	A	Bethune-Cookman	57	75
													186	H	North Dakota	56	69
													188	A	Little Rock	46	58
													223	H	Kennesaw St.	69	95
													241	A	Arkansas St.	62	69
													252	A	Winthrop	91	47
													254	H	South Alabama	65	71
													279	A	Ole Miss	66	69
													299	A	Wofford	70	57
													306	N	St. Francis Brooklyn	78	47
													328	A	Mercer	52	62
													346	H	La.-Monroe	64	47
LAST 10 Division I																	
				254	H	South Alabama	65	71	346	H	La.-Monroe	64	47				
				70	H	Troy	69	79	126	A	Tulane	40	56				
				241	A	Arkansas St.	62	69	306	N	St. Francis Brooklyn	78	47				
				188	A	Little Rock	46	58	110	N	Kent St.	48	62				
				131	H	Louisiana	83	67	279	A	Ole Miss	66	69				

Non-Div I Games:

Ga. Southern

Loss, Non-Conf, S Site, H Home A Away N Neutral

## Gardner-Webb

Through Games Of Jan. 23, 2020

Average RPI Win:	294	WON-LOST	WINNING	LAST 10	STRENGTH OF	OPP. STRENGTH	TEAM	ADJ.	CONF.	ADJ CONF.
Average RPI Loss:	152	RECORD	PCT. RANK	GAMES	SCHEDULE	OF SCHEDULE	RPI	RPI	RPI	RPI
DIV. I ONLY	9- 8	162	5-5	311	284	220	220	26	26	
DIV. I NON-CONF.	5- 4	140	1-1	299	188	199	199	27	27	
TOTALS	RPI 1-25	RPI 26-50	W-L RECORDS	RPI 51-100	RPI 101-150	RPI 150+				
9- 8	0- 0	0- 1	OVERALL	0- 2	0- 1	9- 4				
5- 2	0- 0	0- 0	HOME	0- 0	0- 0	5- 2				
4- 6	0- 0	0- 1	AWAY	0- 2	0- 1	4- 2				
0- 0	0- 0	0- 0	NEUTRAL	0- 0	0- 0	0- 0				
5- 4	0- 0	0- 1	NON-CONFERENCE	0- 2	0- 0	5- 1				
3- 1	0- 0	0- 0	HOME	0- 0	0- 0	3- 1				
2- 3	0- 0	0- 1	AWAY	0- 2	0- 0	2- 0				
0- 0	0- 0	0- 0	NEUTRAL	0- 0	0- 0	0- 0				
4- 4	0- 0	0- 0	CONFERENCE	0- 0	0- 1	4- 3				
2- 1	0- 0	0- 0	HOME	0- 0	0- 0	2- 1				
2- 3	0- 0	0- 0	AWAY	0- 0	0- 1	2- 2				
0- 0	0- 0	0- 0	NEUTRAL	0- 0	0- 0	0- 0				

RPI 1-25				RPI 26-50				RPI 51-100				RPI 101+				Team's RPI: 220	
RPI	S	Opponent	Score	RPI	S	Opponent	Score	RPI	S	Opponent	Score	RPI	S	Opponent	Score		
				28	A	Virginia Tech	65 87	68	A	Georgia	56 84	137	A	Campbell	44 48		
								71	A	Charlotte	49 74	154	H	Furman	67 72		
												172	A	Hampton	58 63		
												246	A	UNC Asheville	65 59		
												252	H	Winthrop	71 59		
												258	H	Delaware	67 65		
												266	A	Appalachian St.	67 56		
												287	A	Longwood	70 80		
												299	H	Wofford	67 53		
												302	H	Presbyterian	53 56		
												328	A	Mercer	65 62		
												330	H	Western Caro.	88 62		
												333	A	Charleston So.	79 52		
												336	H	USC Upstate	63 53		
LAST 10 Division I																	
				246	A	UNC Asheville	65 59	172	A	Hampton	58 63						
				336	H	USC Upstate	63 53	333	A	Charleston So.	79 52						
				302	H	Presbyterian	53 56	287	A	Longwood	70 80						
				137	A	Campbell	44 48	68	A	Georgia	56 84						
				252	H	Winthrop	71 59	328	A	Mercer	65 62						

Non-Div I Games:

Gardner-Webb

■ Loss, 
■ Non-Conf, 
■ S Site, 
■ H Home 
■ A Away 
N Neutral

## George Mason

Through Games Of Jan. 23, 2020

Average RPI Win:	224	WON-LOST	WINNING	LAST 10	STRENGTH OF	OPP. STRENGTH	TEAM	ADJ.	CONF.	ADJ CONF.
Average RPI Loss:	139	RECORD	PCT. RANK	GAMES	SCHEDULE	OF SCHEDULE	RPI	RPI	RPI	RPI
DIV. I ONLY	7- 12	247	3-7	122	203	204	204	12	12	
DIV. I NON-CONF.	6- 7	182	2-2	147	256	174	174	12	12	
TOTALS	RPI 1-25	RPI 26-50	W-L RECORDS	RPI 51-100	RPI 101-150	RPI 150+				
7- 12	0- 0	0- 1	OVERALL	0- 4	0- 3	7- 4				
3- 6	0- 0	0- 1	HOME	0- 2	0- 1	3- 2				
4- 5	0- 0	0- 0	AWAY	0- 1	0- 2	4- 2				
0- 1	0- 0	0- 0	NEUTRAL	0- 1	0- 0	0- 0				
6- 7	0- 0	0- 1	NON-CONFERENCE	0- 2	0- 1	6- 3				
2- 4	0- 0	0- 1	HOME	0- 1	0- 0	2- 2				
4- 2	0- 0	0- 0	AWAY	0- 0	0- 1	4- 1				
0- 1	0- 0	0- 0	NEUTRAL	0- 1	0- 0	0- 0				
1- 5	0- 0	0- 0	CONFERENCE	0- 2	0- 2	1- 1				
1- 2	0- 0	0- 0	HOME	0- 1	0- 1	1- 0				
0- 3	0- 0	0- 0	AWAY	0- 1	0- 1	0- 1				
0- 0	0- 0	0- 0	NEUTRAL	0- 0	0- 0	0- 0				

RPI S	Opponent	Score	RPI S	Opponent	Score	RPI S	Opponent	Score	RPI S	Opponent	Score	Team's RPI: 204
			28 H	Virginia Tech	58 77	51 H	Bucknell	51 64	101 A	Coastal Caro.	59 74	
						76 N	Bradley	59 61	105 A	Duquesne	63 84	
						87 A	Dayton	55 59	116 H	Fordham	54 66	
						94 H	Davidson	69 76	152 H	George Washington	70 60	
									189 A	Penn St.	78 68	
									196 H	American	73 55	
									210 A	SMU	59 58	
									229 H	UMKC	58 64	
									237 H	Howard	75 86	
									248 A	Col. of Charleston	72 61	
									258 A	Delaware	44 63	
									263 A	Navy	67 58	
									290 A	St. Bonaventure	47 62	
									313 H	Detroit Mercy	75 62	
LAST 10 Division I												
			105 A	Duquesne	63 84	152 H	George Washington	70 60				
			116 H	Fordham	54 66	210 A	SMU	59 58				
			94 H	Davidson	69 76	258 A	Delaware	44 63				
			290 A	St. Bonaventure	47 62	237 H	Howard	75 86				
			87 A	Dayton	55 59	263 A	Navy	67 58				

Non-Div I Games:

George Mason

■ Loss, 
 ■ Non-Conf, 
 S Site, 
 ■ Home 
 ■ Away 
 N Neutral



## George Washington

Through Games Of Jan. 23, 2020

Average RPI Win: 200	WON-LOST	WINNING	LAST 10	STRENGTH OF	OPP. STRENGTH	TEAM	ADJ.	CONF.	ADJ CONF.
Average RPI Loss: 101	RECORD	PCT. RANK	GAMES	SCHEDULE	OF SCHEDULE	RPI	RPI	RPI	RPI
DIV. I ONLY	7- 11	234	2-8	68	134	152	152	12	12
DIV. I NON-CONF.	6- 7	182	1-4	89	132	132	132	12	12
TOTALS	RPI 1-25	RPI 26-50	W-L RECORDS	RPI 51-100	RPI 101-150	RPI 150+			
7- 11	0- 2	0- 1	OVERALL	1- 3	1- 2	5- 3			
3- 5	0- 1	0- 1	HOME	0- 2	1- 0	2- 1			
4- 6	0- 1	0- 0	AWAY	1- 1	0- 2	3- 2			
0- 0	0- 0	0- 0	NEUTRAL	0- 0	0- 0	0- 0			
6- 7	0- 2	0- 1	NON-CONFERENCE	1- 1	0- 1	5- 2			
2- 4	0- 1	0- 1	HOME	0- 1	0- 0	2- 1			
4- 3	0- 1	0- 0	AWAY	1- 0	0- 1	3- 1			
0- 0	0- 0	0- 0	NEUTRAL	0- 0	0- 0	0- 0			
1- 4	0- 0	0- 0	CONFERENCE	0- 2	1- 1	0- 1			
1- 1	0- 0	0- 0	HOME	0- 1	1- 0	0- 0			
0- 3	0- 0	0- 0	AWAY	0- 1	0- 1	0- 1			
0- 0	0- 0	0- 0	NEUTRAL	0- 0	0- 0	0- 0			

RPI 1-25				RPI 26-50				RPI 51-100				RPI 101+ Team's RPI: 152			
RPI	S	Opponent	Score	RPI	S	Opponent	Score	RPI	S	Opponent	Score	RPI	S	Opponent	Score
16	A	Maryland	54 88	39	H	James Madison	50 69	67	H	Minnesota	50 83	105	H	Duquesne	65 60
21	H	Princeton	50 75					87	H	Dayton	50 66	114	A	Lehigh	53 59
								90	A	Villanova	68 56	116	A	Fordham	47 53
								94	A	Davidson	55 62	157	H	William & Mary	51 63
												164	A	Memphis	64 63
												196	A	American	53 66
												198	A	Quinnipiac	78 67
												204	A	George Mason	60 70
												242	H	Georgetown	52 49
												258	A	Delaware	63 49
												343	H	Coppin St.	54 35
LAST 10 Division I															
				87	H	Dayton	50 66	157	H	William & Mary	51 63				
				94	A	Davidson	55 62	196	A	American	53 66				
				116	A	Fordham	47 53	39	H	James Madison	50 69				
				105	H	Duquesne	65 60	67	H	Minnesota	50 83				
				204	A	George Mason	60 70	198	A	Quinnipiac	78 67				

Non-Div I Games:

George Washington

■ Loss, 
 ■ Non-Conf, 
 ■ S Site, 
 ■ H Home 
 ■ A Away 
 N Neutral

Average RPI Win:	248	WON-LOST	WINNING	LAST 10	STRENGTH OF	OPP. STRENGTH	TEAM	ADJ.	CONF.	ADJ CONF.
Average RPI Loss:	101	RECORD	PCT. RANK	GAMES	SCHEDULE	OF SCHEDULE	RPI	RPI	RPI	RPI
DIV. I ONLY	4- 14	304	2-8	118	89	242	242	6	6	
DIV. I NON-CONF.	3- 8	268	1-2	136	225	213	213	6	6	
TOTALS	RPI 1-25	RPI 26-50	W-L RECORDS	RPI 51-100	RPI 101-150	RPI 150+				
4- 14	0- 1	0- 2	OVERALL	0- 5	1- 3	3- 3				
1- 6	0- 1	0- 1	HOME	0- 1	1- 2	0- 1				
3- 7	0- 0	0- 1	AWAY	0- 3	0- 1	3- 2				
0- 1	0- 0	0- 0	NEUTRAL	0- 1	0- 0	0- 0				
3- 8	0- 0	0- 1	NON-CONFERENCE	0- 3	0- 2	3- 2				
0- 3	0- 0	0- 1	HOME	0- 1	0- 1	0- 0				
3- 4	0- 0	0- 0	AWAY	0- 1	0- 1	3- 2				
0- 1	0- 0	0- 0	NEUTRAL	0- 1	0- 0	0- 0				
1- 6	0- 1	0- 1	CONFERENCE	0- 2	1- 1	0- 1				
1- 3	0- 1	0- 0	HOME	0- 0	1- 1	0- 1				
0- 3	0- 0	0- 1	AWAY	0- 2	0- 0	0- 0				
0- 0	0- 0	0- 0	NEUTRAL	0- 0	0- 0	0- 0				

RPI 1-25				RPI 26-50				RPI 51-100				RPI 101+				Team's RPI: 242	
RPI	S	Opponent	Score	RPI	S	Opponent	Score	RPI	S	Opponent	Score	RPI	S	Opponent	Score		
23	H	Creighton	56 65	39	H	James Madison	59 66	56	A	Seton Hall	60 79	111	H	Butler	46 47		
				48	A	St. John's (NY)	54 71	89	N	Fresno St.	69 82	115	H	Providence	62 53		
								90	A	Villanova	53 74	116	A	Fordham	54 67		
								94	A	Davidson	52 66	130	H	Richmond	49 51		
								97	H	Rider	64 65	152	A	George Washington	49 52		
												155	A	Columbia	49 54		
												214	H	Xavier	64 85		
												259	A	LMU (CA)	64 53		
												297	A	Pittsburgh	66 56		
												322	A	UMES	57 39		
LAST 10 Division I																	
				90	A	Villanova	53 74					115	H	Providence	62 53		
				111	H	Butler	46 47					23	H	Creighton	56 65		
				214	H	Xavier	64 85					322	A	UMES	57 39		
				56	A	Seton Hall	60 79					97	H	Rider	64 65		
				48	A	St. John's (NY)	54 71					116	A	Fordham	54 67		

Non-Div I Games:

Georgetown

■ Loss, 
 ■ Non-Conf, 
 ■ S Site, 
 ■ H Home 
 ■ A Away 
 N Neutral



## Georgia St.

Through Games Of Jan. 23, 2020

Average RPI Win:	332	WON-LOST	WINNING	LAST 10	STRENGTH OF	OPP. STRENGTH	TEAM	ADJ.	CONF.	ADJ CONF.
Average RPI Loss:	166	RECORD	PCT. RANK	GAMES	SCHEDULE	OF SCHEDULE	RPI	RPI	RPI	RPI
DIV. I ONLY	4- 13	300	3-7	237	315	317	317	22	22	
DIV. I NON-CONF.	3- 8	268	2-2	220	323	309	309	21	21	
TOTALS	RPI 1-25	RPI 26-50	W-L RECORDS	RPI 51-100	RPI 101-150	RPI 150+				
4- 13	0- 1	0- 1	OVERALL	0- 1	0- 2	4- 8				
3- 7	0- 1	0- 0	HOME	0- 1	0- 1	3- 4				
0- 6	0- 0	0- 1	AWAY	0- 0	0- 1	0- 4				
1- 0	0- 0	0- 0	NEUTRAL	0- 0	0- 0	1- 0				
3- 8	0- 1	0- 1	NON-CONFERENCE	0- 0	0- 1	3- 5				
2- 4	0- 1	0- 0	HOME	0- 0	0- 0	2- 3				
0- 4	0- 0	0- 1	AWAY	0- 0	0- 1	0- 2				
1- 0	0- 0	0- 0	NEUTRAL	0- 0	0- 0	1- 0				
1- 5	0- 0	0- 0	CONFERENCE	0- 1	0- 1	1- 3				
1- 3	0- 0	0- 0	HOME	0- 1	0- 1	1- 1				
0- 2	0- 0	0- 0	AWAY	0- 0	0- 0	0- 2				
0- 0	0- 0	0- 0	NEUTRAL	0- 0	0- 0	0- 0				

RPI 1-25				RPI 26-50				RPI 51-100				RPI 101+ Team's RPI: 317			
RPI	S	Opponent	Score	RPI	S	Opponent	Score	RPI	S	Opponent	Score	RPI	S	Opponent	Score
16	H	Maryland	41 114	46	A	Georgia Tech	28 69	70	H	Troy	57 71	102	A	UNC Greensboro	49 64
												131	H	Louisiana	65 75
												154	A	Furman	55 62
												161	H	Toledo	48 74
												188	A	Little Rock	46 66
												218	A	UTEP	68 71
												241	A	Arkansas St.	68 70
												254	H	South Alabama	64 81
												275	H	Alabama A&M	52 67
												300	H	FIU	63 70
												309	N	New Mexico St.	59 51
												325	H	SIUE	74 73
												346	H	La.-Monroe	68 52
												349	H	South Carolina St.	77 52
LAST 10 Division I															
70	H	Troy	57 71	131	H	Louisiana	65 75								
254	H	South Alabama	64 81	325	H	SIUE	74 73								
188	A	Little Rock	46 66	349	H	South Carolina St.	77 52								
241	A	Arkansas St.	68 70	16	H	Maryland	41 114								
346	H	La.-Monroe	68 52	102	A	UNC Greensboro	49 64								

Non-Div I Games:

Georgia St.

■ Loss, 
■ Non-Conf, S Site, 
■ Home 
■ Away 
N Neutral

## Georgia Tech

Through Games Of Jan. 23, 2020

Average RPI Win:	144	WON-LOST	WINNING	LAST 10	STRENGTH OF	OPP. STRENGTH	TEAM	ADJ.	CONF.	ADJ CONF.
Average RPI Loss:	52	RECORD	PCT. RANK	GAMES	SCHEDULE	OF SCHEDULE	RPI	RPI	RPI	RPI
DIV. I ONLY	14- 5	54	6-4	77	12	46	46	5	5	
DIV. I NON-CONF.	9- 2	38	1-1	109	66	42	42	3	3	
TOTALS	RPI 1-25	RPI 26-50	W-L RECORDS	RPI 51-100	RPI 101-150	RPI 150+				
14- 5	1- 1	1- 1	OVERALL	4- 3	2- 0	6- 0				
8- 2	0- 0	1- 0	HOME	1- 2	1- 0	5- 0				
4- 1	1- 0	0- 0	AWAY	1- 1	1- 0	1- 0				
2- 2	0- 1	0- 1	NEUTRAL	2- 0	0- 0	0- 0				
9- 2	0- 1	0- 1	NON-CONFERENCE	3- 0	1- 0	5- 0				
5- 0	0- 0	0- 0	HOME	0- 0	1- 0	4- 0				
2- 0	0- 0	0- 0	AWAY	1- 0	0- 0	1- 0				
2- 2	0- 1	0- 1	NEUTRAL	2- 0	0- 0	0- 0				
5- 3	1- 0	1- 0	CONFERENCE	1- 3	1- 0	1- 0				
3- 2	0- 0	1- 0	HOME	1- 2	0- 0	1- 0				
2- 1	1- 0	0- 0	AWAY	0- 1	1- 0	0- 0				
0- 0	0- 0	0- 0	NEUTRAL	0- 0	0- 0	0- 0				

RPI 1-25				RPI 26-50				Team's RPI: 46		RPI 51-100				RPI 101+			
RPI	S	Opponent	Score	RPI	S	Opponent	Score		RPI	S	Opponent	Score	RPI	S	Opponent	Score	
17	N	Texas A&M	48 60	33	H	Virginia	61 51		55	H	Miami (FL)	61 54	118	A	Syracuse	82 64	
18	A	Florida St.	67 52	38	N	Rutgers	43 46		56	N	Seton Hall	79 54	118	H	Wisconsin	60 41	
									57	H	North Carolina	60 67	158	H	Houston	69 38	
									62	A	Wake Forest	60 65	177	H	Clemson	49 47	
									68	A	Georgia	73 40	223	A	Kennesaw St.	63 47	
									84	H	Boston College	48 55	234	H	ETSU	87 48	
									99	N	Rice	54 52	317	H	Georgia St.	69 28	
													339	H	Grambling	89 42	
LAST 10 Division I																	
				57	H	North Carolina	60 67		62	A	Wake Forest	60 65					
				84	H	Boston College	48 55		55	H	Miami (FL)	61 54					
				118	A	Syracuse	82 64		33	H	Virginia	61 51					
				177	H	Clemson	49 47		99	N	Rice	54 52					
				18	A	Florida St.	67 52		17	N	Texas A&M	48 60					

Non-Div I Games:

Georgia Tech

■ Loss, 
■ Non-Conf, 
■ S Site, 
■ H Home 
■ A Away 
N Neutral

## Gonzaga

Through Games Of Jan. 23, 2020

Average RPI Win:	129	WON-LOST	WINNING	LAST 10	STRENGTH OF	OPP. STRENGTH	TEAM	ADJ.	CONF.	ADJ CONF.
Average RPI Loss:	6	RECORD	PCT. RANK	GAMES	SCHEDULE	OF SCHEDULE	RPI	RPI	RPI	RPI
DIV. I ONLY	19- 1	1	10-0	53	32	10	10	11	11	
DIV. I NON-CONF.	11- 1	13	2-0	26	5	3	3	11	11	
TOTALS	RPI 1-25	RPI 26-50	W-L RECORDS	RPI 51-100	RPI 101-150	RPI 150+				
19- 1	2- 1	0- 0	OVERALL	6- 0	5- 0	6- 0				
9- 0	1- 0	0- 0	HOME	2- 0	3- 0	3- 0				
7- 1	0- 1	0- 0	AWAY	2- 0	2- 0	3- 0				
3- 0	1- 0	0- 0	NEUTRAL	2- 0	0- 0	0- 0				
11- 1	2- 1	0- 0	NON-CONFERENCE	5- 0	2- 0	2- 0				
5- 0	1- 0	0- 0	HOME	2- 0	1- 0	1- 0				
3- 1	0- 1	0- 0	AWAY	1- 0	1- 0	1- 0				
3- 0	1- 0	0- 0	NEUTRAL	2- 0	0- 0	0- 0				
8- 0	0- 0	0- 0	CONFERENCE	1- 0	3- 0	4- 0				
4- 0	0- 0	0- 0	HOME	0- 0	2- 0	2- 0				
4- 0	0- 0	0- 0	AWAY	1- 0	1- 0	2- 0				
0- 0	0- 0	0- 0	NEUTRAL	0- 0	0- 0	0- 0				

RPI	S	Opponent	Score	RPI	S	Opponent	Score	RPI	S	Opponent	Score	RPI	S	Opponent	Score
3	H	Missouri St.	64 52					59	N	Middle Tenn.	62 50	117	H	Pacific	68 67
6	A	Stanford	70 76					66	A	BYU	55 43	125	A	Montana St.	70 55
25	N	Purdue	63 50					73	A	Washington St.	76 53	128	H	Portland	62 57
								81	H	UT Martin	78 55	129	H	CSU Bakersfield	92 48
								87	N	Dayton	76 65	146	A	San Diego	57 42
								96	H	Texas Southern	80 45	169	H	Saint Mary's (CA)	74 49
												170	A	Santa Clara	67 52
												217	A	Wyoming	65 54
												226	A	San Francisco	69 46
												240	H	Pepperdine	70 36
												288	H	Eastern Wash.	84 44
LAST 10 Division I															
240	H	Pepperdine	70 36	146	A	San Diego	57 42								
226	A	San Francisco	69 46	66	A	BYU	55 43								
170	A	Santa Clara	67 52	128	H	Portland	62 57								
117	H	Pacific	68 67	3	H	Missouri St.	64 52								
169	H	Saint Mary's (CA)	74 49	217	A	Wyoming	65 54								

Non-Div I Games:

Gonzaga

■ Loss, 
 ■ Non-Conf, S Site, 
 ■ Home 
 ■ Away 
 N Neutral

## Grambling

Through Games Of Jan. 23, 2020

Average RPI Win: <b>275</b>	WON-LOST	WINNING	LAST 10	STRENGTH OF	OPP. STRENGTH	TEAM	ADJ.	CONF.	ADJ CONF.
Average RPI Loss: <b>186</b>	RECORD	PCT. RANK	GAMES	SCHEDULE	OF SCHEDULE	RPI	RPI	RPI	RPI
DIV. I ONLY	1- 15	344	1-9	240	251	339	339	31	31
DIV. I NON-CONF.	0- 10	338	0-4	68	205	304	304	28	28
TOTALS	RPI 1-25	RPI 26-50	W-L RECORDS	RPI 51-100	RPI 101-150	RPI 150+			
1- 15	0- 2	0- 1	OVERALL	0- 1	0- 3	1- 8			
1- 5	0- 0	0- 0	HOME	0- 1	0- 2	1- 2			
0- 9	0- 2	0- 1	AWAY	0- 0	0- 1	0- 5			
0- 1	0- 0	0- 0	NEUTRAL	0- 0	0- 0	0- 1			
0- 10	0- 2	0- 1	NON-CONFERENCE	0- 0	0- 3	0- 4			
0- 2	0- 0	0- 0	HOME	0- 0	0- 2	0- 0			
0- 7	0- 2	0- 1	AWAY	0- 0	0- 1	0- 3			
0- 1	0- 0	0- 0	NEUTRAL	0- 0	0- 0	0- 1			
1- 5	0- 0	0- 0	CONFERENCE	0- 1	0- 0	1- 4			
1- 3	0- 0	0- 0	HOME	0- 1	0- 0	1- 2			
0- 2	0- 0	0- 0	AWAY	0- 0	0- 0	0- 2			
0- 0	0- 0	0- 0	NEUTRAL	0- 0	0- 0	0- 0			

RPI 1-25				RPI 26-50				RPI 51-100				RPI 101+ Team's RPI: 339			
RPI	S	Opponent	Score	RPI	S	Opponent	Score	RPI	S	Opponent	Score	RPI	S	Opponent	Score
11	A	Baylor	46 <b>120</b>	46	A	Georgia Tech	42 <b>89</b>	96	H	Texas Southern	85 <b>89</b>	104	H	UT Arlington	54 <b>88</b>
20	A	Kentucky	35 <b>81</b>									142	H	Florida	65 <b>72</b>
												148	A	Wichita St.	65 <b>77</b>
												192	N	Binghamton	67 <b>88</b>
												238	A	Louisiana Tech	66 <b>70</b>
												244	A	Southern U.	57 <b>81</b>
												275	H	Alabama A&M	69 59
												300	A	FIU	55 <b>56</b>
												301	H	Prairie View	54 <b>67</b>
												308	H	Alabama St.	59 <b>73</b>
												310	A	Alcorn	54 <b>80</b>
												337	A	Northwestern St.	61 <b>65</b>
LAST 10 Division I															
		96	H	Texas Southern		85	<b>89</b>			275	H	Alabama A&M		69	59
		301	H	Prairie View		54	<b>67</b>			148	A	Wichita St.		65	<b>77</b>
		310	A	Alcorn		54	<b>80</b>			192	N	Binghamton		67	<b>88</b>
		244	A	Southern U.		57	<b>81</b>			300	A	FIU		55	<b>56</b>
		308	H	Alabama St.		59	<b>73</b>			238	A	Louisiana Tech		66	<b>70</b>

Non-Div I Games: Centenary (LA) 106 42

Grambling

■ Loss, 
 ■ Non-Conf, 
 ■ S Site, 
 ■ H Home 
 ■ A Away 
 N Neutral

Average RPI Win: 274		WON-LOST	WINNING	LAST 10	STRENGTH OF	OPP. STRENGTH	TEAM	ADJ.	CONF.	ADJ CONF.
Average RPI Loss: 173		RECORD	PCT. RANK	GAMES	SCHEDULE	OF SCHEDULE	RPI	RPI	RPI	RPI
DIV. I ONLY		6- 8	215	5-5	244	323	262	262	32	32
DIV. I NON-CONF.		3- 6	235	2-3	155	289	272	272	32	32
TOTALS	RPI 1-25		RPI 26-50		W-L RECORDS		RPI 51-100		RPI 101-150	RPI 150+
6- 8	0- 0		0- 0		OVERALL	0- 0		0- 3		6- 5
4- 4	0- 0		0- 0		HOME	0- 0		0- 1		4- 3
2- 4	0- 0		0- 0		AWAY	0- 0		0- 2		2- 2
0- 0	0- 0		0- 0		NEUTRAL	0- 0		0- 0		0- 0
3- 6	0- 0		0- 0		NON-CONFERENCE	0- 0		0- 2		3- 4
3- 2	0- 0		0- 0		HOME	0- 0		0- 0		3- 2
0- 4	0- 0		0- 0		AWAY	0- 0		0- 2		0- 2
0- 0	0- 0		0- 0		NEUTRAL	0- 0		0- 0		0- 0
3- 2	0- 0		0- 0		CONFERENCE	0- 0		0- 1		3- 1
1- 2	0- 0		0- 0		HOME	0- 0		0- 1		1- 1
2- 0	0- 0		0- 0		AWAY	0- 0		0- 0		2- 0
0- 0	0- 0		0- 0		NEUTRAL	0- 0		0- 0		0- 0

RPI 1-25				RPI 26-50				RPI 51-100				RPI 101+				Team's RPI: 262	
RPI	S	Opponent	Score	RPI	S	Opponent	Score	RPI	S	Opponent	Score	RPI	S	Opponent	Score		
												103	A	California	53	72	
												128	A	Portland	41	73	
												129	H	CSU Bakersfield	54	59	
												184	H	UNLV	53	51	
												186	H	North Dakota	76	78	
												187	A	Montana	67	72	
												190	H	Southern Utah	69	65	
												201	A	Portland St.	46	69	
												222	H	Cal St. Fullerton	70	80	
												229	H	UMKC	53	74	
												289	H	UC Santa Barbara	58	57	
												295	A	California Baptist	62	58	
												340	A	Seattle U	56	48	
												347	H	Chicago St.	69	49	
LAST 10 Division I																	
				340	A	Seattle U	56 48	103	A	California	53 72						
				229	H	UMKC	53 74	289	H	UC Santa Barbara	58 57						
				347	H	Chicago St.	69 49	184	H	UNLV	53 51						
				295	A	California Baptist	62 58	128	A	Portland	41 73						
				129	H	CSU Bakersfield	54 59	201	A	Portland St.	46 69						

Non-Div I Games:	Benedictine Mesa	72	53	Whittier	77	41
------------------	------------------	----	----	----------	----	----

## Grand Canyon

■ Loss, ■ Non-Conf, S Site, H Home A Away N Neutral



Average RPI Win: <b>221</b>	WON-LOST	WINNING	LAST 10	STRENGTH OF	OPP. STRENGTH	TEAM	ADJ.	CONF.	ADJ CONF.
Average RPI Loss: <b>96</b>	RECORD	PCT. RANK	GAMES	SCHEDULE	OF SCHEDULE	RPI	RPI	RPI	RPI
DIV. I ONLY	9- 10	188	4-6	147	104	181	181	21	21
DIV. I NON-CONF.	5- 7	205	0-3	43	23	111	111	18	18
TOTALS	RPI 1-25	RPI 26-50	W-L RECORDS	RPI 51-100	RPI 101-150	RPI 150+			
9- 10	1- 2	0- 2	OVERALL	0- 3	2- 1	6- 2			
4- 6	0- 1	0- 2	HOME	0- 2	1- 1	3- 0			
3- 3	1- 0	0- 0	AWAY	0- 1	0- 0	2- 2			
2- 1	0- 1	0- 0	NEUTRAL	0- 0	1- 0	1- 0			
5- 7	1- 2	0- 2	NON-CONFERENCE	0- 2	2- 0	2- 1			
1- 4	0- 1	0- 2	HOME	0- 1	1- 0	0- 0			
2- 2	1- 0	0- 0	AWAY	0- 1	0- 0	1- 1			
2- 1	0- 1	0- 0	NEUTRAL	0- 0	1- 0	1- 0			
4- 3	0- 0	0- 0	CONFERENCE	0- 1	0- 1	4- 1			
3- 2	0- 0	0- 0	HOME	0- 1	0- 1	3- 0			
1- 1	0- 0	0- 0	AWAY	0- 0	0- 0	1- 1			
0- 0	0- 0	0- 0	NEUTRAL	0- 0	0- 0	0- 0			

RPI 1-25				RPI 26-50				RPI 51-100				RPI 101+				Team's RPI: 181	
RPI	S	Opponent	Score	RPI	S	Opponent	Score	RPI	S	Opponent	Score	RPI	S	Opponent	Score		
12	N	Mississippi St.	58 83	36	H	Marquette	47 60	53	H	IUPUI	42 54	118	N	Syracuse	79 73		
14	H	DePaul	65 76	41	H	South Dakota	60 66	77	A	Marist	60 72	144	H	Wright St.	58 70		
22	A	Central Mich.	111 105					79	H	South Dakota St.	55 60	150	H	Missouri	72 64		
												197	N	Bowling Green	73 54		
												221	H	Northern Ky.	65 44		
												232	A	Maine	60 61		
												269	A	Oakland	88 93		
												280	H	Milwaukee	61 48		
												313	A	Detroit Mercy	65 48		
												342	H	UIC	73 36		
												347	A	Chicago St.	102 46		
LAST 10 Division I																	
342	H	UIC	73 36	144	H	Wright St.	58 70										
53	H	IUPUI	42 54	221	H	Northern Ky.	65 44										
313	A	Detroit Mercy	65 48	79	H	South Dakota St.	55 60										
269	A	Oakland	88 93	77	A	Marist	60 72										
280	H	Milwaukee	61 48	232	A	Maine	60 61										

Non-Div I Games:

Green Bay

■ Loss, 
 ■ Non-Conf, S Site, 
 ■ Home 
 ■ Away 
 N Neutral

Average RPI Win:	231	WON-LOST	WINNING	LAST 10	STRENGTH OF	OPP. STRENGTH	TEAM	ADJ.	CONF.	ADJ CONF.
Average RPI Loss:	148	RECORD	PCT. RANK	GAMES	SCHEDULE	OF SCHEDULE	RPI	RPI	RPI	RPI
DIV. I ONLY	10- 7	121	7-3	214	249	172	172	26	26	
DIV. I NON-CONF.	4- 5	195	1-1	127	84	145	145	27	27	
TOTALS	RPI 1-25	RPI 26-50	W-L RECORDS	RPI 51-100	RPI 101-150	RPI 150+				
10- 7	0- 0	0- 1	OVERALL	1- 0	1- 2	8- 4				
4- 4	0- 0	0- 0	HOME	0- 0	0- 2	4- 2				
4- 3	0- 0	0- 1	AWAY	1- 0	0- 0	3- 2				
2- 0	0- 0	0- 0	NEUTRAL	0- 0	1- 0	1- 0				
4- 5	0- 0	0- 1	NON-CONFERENCE	1- 0	1- 1	2- 3				
0- 3	0- 0	0- 0	HOME	0- 0	0- 1	0- 2				
2- 2	0- 0	0- 1	AWAY	1- 0	0- 0	1- 1				
2- 0	0- 0	0- 0	NEUTRAL	0- 0	1- 0	1- 0				
6- 2	0- 0	0- 0	CONFERENCE	0- 0	0- 1	6- 1				
4- 1	0- 0	0- 0	HOME	0- 0	0- 1	4- 0				
2- 1	0- 0	0- 0	AWAY	0- 0	0- 0	2- 1				
0- 0	0- 0	0- 0	NEUTRAL	0- 0	0- 0	0- 0				

RPI S	Opponent	Score	RPI S	Opponent	Score	RPI S	Opponent	Score	RPI S	Opponent	Score	Team's RPI: 172
37	A Old Dominion	38 75	69	A Alabama	64 61	108	H Liberty	59 83	130	N Richmond	69 65	
						137	H Campbell	31 68	154	A Furman	65 70	
						174	H Norfolk St.	56 77	175	H Fla. Atlantic	63 64	
						208	A Chattanooga	84 55	212	N Mt. St. Mary's	68 60	
						220	H Gardner-Webb	63 58	246	H UNC Asheville	68 59	
						252	A Winthrop	66 72	255	H Radford	51 48	
						302	A Presbyterian	71 42	333	A Charleston So.	64 59	
						336	H USC Upstate	60 40				
LAST 10 Division I												
333	A Charleston So.	64 59	220	H Gardner-Webb	63 58							
336	H USC Upstate	60 40	246	H UNC Asheville	68 59							
137	H Campbell	31 68	252	A Winthrop	66 72							
255	H Radford	51 48	130	N Richmond	69 65							
302	A Presbyterian	71 42	37	A Old Dominion	38 75							

Non-Div I Games:

Hampton

Average RPI Win:	0	WON-LOST	WINNING	LAST 10	STRENGTH OF	OPP. STRENGTH	TEAM	ADJ.	CONF.	ADJ CONF.
Average RPI Loss:	194	RECORD	PCT. RANK	GAMES	SCHEDULE	OF SCHEDULE	RPI	RPI	RPI	RPI
DIV. I ONLY	0- 19	349	0-10	233	299	344	344	28	28	
DIV. I NON-CONF.	0- 13	338	0-4	204	275	337	337	29	29	
TOTALS	RPI 1-25	RPI 26-50	W-L RECORDS	RPI 51-100	RPI 101-150	RPI 150+				
0- 19	0- 1	0- 0	OVERALL	0- 2	0- 6	0- 10				
0- 8	0- 0	0- 0	HOME	0- 0	0- 2	0- 6				
0- 11	0- 1	0- 0	AWAY	0- 2	0- 4	0- 4				
0- 0	0- 0	0- 0	NEUTRAL	0- 0	0- 0	0- 0				
0- 13	0- 1	0- 0	NON-CONFERENCE	0- 1	0- 6	0- 5				
0- 6	0- 0	0- 0	HOME	0- 0	0- 2	0- 4				
0- 7	0- 1	0- 0	AWAY	0- 1	0- 4	0- 1				
0- 0	0- 0	0- 0	NEUTRAL	0- 0	0- 0	0- 0				
0- 6	0- 0	0- 0	CONFERENCE	0- 1	0- 0	0- 5				
0- 2	0- 0	0- 0	HOME	0- 0	0- 0	0- 2				
0- 4	0- 0	0- 0	AWAY	0- 1	0- 0	0- 3				
0- 0	0- 0	0- 0	NEUTRAL	0- 0	0- 0	0- 0				

RPI	S	Opponent	Score	RPI	S	Opponent	Score	RPI	S	Opponent	Score	RPI	S	Opponent	Score	Team's RPI: 344
21	A	Princeton	42 73					91	A	Michigan St.	34 79	115	H	Providence	57 75	
								95	A	Stony Brook	55 66	123	A	Penn	46 74	
												134	A	Massachusetts	48 74	
												135	A	Northeastern	47 60	
												138	H	Rhode Island	56 68	
												139	A	Harvard	44 53	
												157	A	William & Mary	44 61	
												198	H	Quinnipiac	50 87	
												232	A	Maine	73 87	
												233	H	UMass Lowell	63 68	
												277	H	Vermont	53 63	
												278	A	New Hampshire	71 72	
												312	H	Hofstra	41 43	
												323	A	UMBC	54 61	
												334	H	NJIT	52 61	
												345	H	Central Conn. St.	54 61	
LAST 10 Division I																
323	A	UMBC	54 61	232	A	Maine	73 87									
277	H	Vermont	53 63	198	H	Quinnipiac	50 87									
95	A	Stony Brook	55 66	345	H	Central Conn. St.	54 61									
233	H	UMass Lowell	63 68	135	A	Northeastern	47 60									
278	A	New Hampshire	71 72	21	A	Princeton	42 73									

Non-Div I Games:

Hartford

Average RPI Win: <b>211</b>	WON-LOST	WINNING	LAST 10	STRENGTH OF	OPP. STRENGTH	TEAM	ADJ.	CONF.	ADJ CONF.
Average RPI Loss: <b>141</b>	RECORD	PCT. RANK	GAMES	SCHEDULE	OF SCHEDULE	RPI	RPI	RPI	RPI
DIV. I ONLY	9- 5	100	6-4	283	97	139	139	8	8
DIV. I NON-CONF.	9- 4	84	6-3	287	97	128	128	9	9
TOTALS	RPI 1-25	RPI 26-50	W-L RECORDS	RPI 51-100	RPI 101-150	RPI 150+			
9- 5	0- 0	0- 1	OVERALL	0- 0	2- 1	7- 3			
4- 1	0- 0	0- 0	HOME	0- 0	2- 1	2- 0			
5- 3	0- 0	0- 1	AWAY	0- 0	0- 0	5- 2			
0- 1	0- 0	0- 0	NEUTRAL	0- 0	0- 0	0- 1			
9- 4	0- 0	0- 1	NON-CONFERENCE	0- 0	2- 1	7- 2			
4- 1	0- 0	0- 0	HOME	0- 0	2- 1	2- 0			
5- 2	0- 0	0- 1	AWAY	0- 0	0- 0	5- 1			
0- 1	0- 0	0- 0	NEUTRAL	0- 0	0- 0	0- 1			
0- 1	0- 0	0- 0	CONFERENCE	0- 0	0- 0	0- 1			
0- 0	0- 0	0- 0	HOME	0- 0	0- 0	0- 0			
0- 1	0- 0	0- 0	AWAY	0- 0	0- 0	0- 1			
0- 0	0- 0	0- 0	NEUTRAL	0- 0	0- 0	0- 0			

RPI 1-25			RPI 26-50			RPI 51-100			RPI 101+			Team's RPI: 139
RPI	S	Opponent	Score	RPI	S	Opponent	Score	RPI	S	Opponent	Score	
				38	A	Rutgers	46 74					
								103	H	California	56 53	
								135	H	Northeastern	44 46	
								138	H	Rhode Island	61 58	
								153	A	Dartmouth	62 63	
								173	N	Saint Joseph's	39 63	
								175	A	Fla. Atlantic	65 51	
								194	A	Northern Ill.	59 53	
								198	A	Quinnipiac	77 68	
								206	A	La Salle	69 75	
								209	A	Boston U.	66 39	
								232	A	Maine	69 40	
								307	H	Siena	68 51	
								344	H	Hartford	53 44	
LAST 10 Division I												
153	A	Dartmouth	62 63	135	H	Northeastern	44 46					
138	H	Rhode Island	61 58	198	A	Quinnipiac	77 68					
175	A	Fla. Atlantic	65 51	209	A	Boston U.	66 39					
173	N	Saint Joseph's	39 63	344	H	Hartford	53 44					
232	A	Maine	69 40	38	A	Rutgers	46 74					

Non-Div I Games:

Harvard

■ Loss, 
■ Non-Conf, 
■ S Site, 
■ H Home 
■ A Away 
N Neutral

Average RPI Win:	207	WON-LOST	WINNING	LAST 10	STRENGTH OF	OPP. STRENGTH	TEAM	ADJ.	CONF.	ADJ CONF.
Average RPI Loss:	158	RECORD	PCT. RANK	GAMES	SCHEDULE	OF SCHEDULE	RPI	RPI	RPI	RPI
DIV. I ONLY	7- 10	218	4-6	117	213	200	200	27	27	
DIV. I NON-CONF.	5- 7	205	2-3	79	147	165	165	26	26	
TOTALS	RPI 1-25	RPI 26-50	W-L RECORDS	RPI 51-100	RPI 101-150	RPI 150+				
7- 10	0- 2	1- 0	OVERALL	0- 1	1- 2	5- 5				
5- 4	0- 1	1- 0	HOME	0- 1	0- 1	4- 1				
2- 6	0- 1	0- 0	AWAY	0- 0	1- 1	1- 4				
0- 0	0- 0	0- 0	NEUTRAL	0- 0	0- 0	0- 0				
5- 7	0- 2	1- 0	NON-CONFERENCE	0- 1	1- 2	3- 2				
3- 4	0- 1	1- 0	HOME	0- 1	0- 1	2- 1				
2- 3	0- 1	0- 0	AWAY	0- 0	1- 1	1- 1				
0- 0	0- 0	0- 0	NEUTRAL	0- 0	0- 0	0- 0				
2- 3	0- 0	0- 0	CONFERENCE	0- 0	0- 0	2- 3				
2- 0	0- 0	0- 0	HOME	0- 0	0- 0	2- 0				
0- 3	0- 0	0- 0	AWAY	0- 0	0- 0	0- 3				
0- 0	0- 0	0- 0	NEUTRAL	0- 0	0- 0	0- 0				

RPI 1-25				RPI 26-50				RPI 51-100				RPI 101+ Team's RPI: 200			
RPI	S	Opponent	Score	RPI	S	Opponent	Score	RPI	S	Opponent	Score	RPI	S	Opponent	Score
9	A	Oregon St.	32 64	44	H	Texas	73 60	96	H	Texas Southern	57 74	106	A	Washington	62 50
19	H	NC State	59 68									123	H	Penn	55 70
												124	A	Idaho	52 67
												203	A	UC Davis	49 62
												222	H	Cal St. Fullerton	79 72
												230	H	North Texas	60 66
												240	A	Pepperdine	52 51
												250	A	CSUN	54 58
												259	A	LMU (CA)	51 65
												261	H	UC Riverside	80 57
												265	A	Long Beach St.	55 62
												273	H	San Diego St.	61 58
												304	H	UTSA	62 50
LAST 10 Division I															
265	A	Long Beach St.	55 62	123	H	Penn	55 70								
222	H	Cal St. Fullerton	79 72	124	A	Idaho	52 67								
261	H	UC Riverside	80 57	106	A	Washington	62 50								
203	A	UC Davis	49 62	9	A	Oregon St.	32 64								
250	A	CSUN	54 58	44	H	Texas	73 60								

Non-Div I Games: Hope Int'l 86 49

Hawaii

# High Point

Through Games Of Jan. 23, 2020

Average RPI Win:	294	WON-LOST	WINNING	LAST 10	STRENGTH OF	OPP. STRENGTH	TEAM	ADJ.	CONF.	ADJ CONF.
Average RPI Loss:	160	RECORD	PCT. RANK	GAMES	SCHEDULE	OF SCHEDULE	RPI	RPI	RPI	RPI
DIV. I ONLY	7- 10	218	5-5	262	309	243	243	26	26	
DIV. I NON-CONF.	2- 7	288	0-2	175	207	275	275	27	27	
TOTALS	RPI 1-25	RPI 26-50	W-L RECORDS	RPI 51-100	RPI 101-150	RPI 150+				
7- 10	0- 0	0- 1	OVERALL	0- 1	0- 3	7- 5				
4- 2	0- 0	0- 0	HOME	0- 1	0- 0	4- 1				
3- 8	0- 0	0- 1	AWAY	0- 0	0- 3	3- 4				
0- 0	0- 0	0- 0	NEUTRAL	0- 0	0- 0	0- 0				
2- 7	0- 0	0- 1	NON-CONFERENCE	0- 1	0- 2	2- 3				
1- 2	0- 0	0- 0	HOME	0- 1	0- 0	1- 1				
1- 5	0- 0	0- 1	AWAY	0- 0	0- 2	1- 2				
0- 0	0- 0	0- 0	NEUTRAL	0- 0	0- 0	0- 0				
5- 3	0- 0	0- 0	CONFERENCE	0- 0	0- 1	5- 2				
3- 0	0- 0	0- 0	HOME	0- 0	0- 0	3- 0				
2- 3	0- 0	0- 0	AWAY	0- 0	0- 1	2- 2				
0- 0	0- 0	0- 0	NEUTRAL	0- 0	0- 0	0- 0				

RPI 1-25	RPI 26-50	RPI 51-100	RPI 101+ Team's RPI: 243
RPI S Opponent Score	RPI S Opponent Score	RPI S Opponent Score	RPI S Opponent Score
	42 A Duke 57 93	94 H Davidson 63 73	102 A UNC Greensboro 70 82
			111 A Butler 52 74
			137 A Campbell 36 73
			174 A Norfolk St. 58 72
			196 A American 48 56
			234 H ETSU 80 62
			246 A UNC Asheville 60 76
			248 H Col. of Charleston 70 79
			252 A Winthrop 63 69
			255 H Radford 68 58
			287 A Longwood 76 69
			302 H Presbyterian 60 55
			311 A N.C. Central 78 58
			333 A Charleston So. 84 70
			336 H USC Upstate 85 46
LAST 10 Division I			
	302 H Presbyterian 60 55	336 H USC Upstate 85 46	
	287 A Longwood 76 69	252 A Winthrop 63 69	
	333 A Charleston So. 84 70	137 A Campbell 36 73	
	246 A UNC Asheville 60 76	102 A UNC Greensboro 70 82	
	255 H Radford 68 58	111 A Butler 52 74	

Non-Div I Games:

High Point

Loss, Non-Conf, S Site, H Home A Away N Neutral

# Hofstra

Through Games Of Jan. 23, 2020

Average RPI Win: <b>250</b>	WON-LOST	WINNING	LAST 10	STRENGTH OF	OPP. STRENGTH	TEAM	ADJ.	CONF.	ADJ CONF.
Average RPI Loss: <b>188</b>	RECORD	PCT. RANK	GAMES	SCHEDULE	OF SCHEDULE	RPI	RPI	RPI	RPI
DIV. I ONLY	3- 13	316	2-8	213	339	312	312	14	14
DIV. I NON-CONF.	3- 8	268	2-3	250	347	313	313	14	14
TOTALS	RPI 1-25	RPI 26-50	W-L RECORDS	RPI 51-100	RPI 101-150	RPI 150+			
3- 13	0- 0	0- 0	OVERALL	0- 2	1- 2	2- 9			
2- 5	0- 0	0- 0	HOME	0- 1	1- 1	1- 3			
1- 6	0- 0	0- 0	AWAY	0- 1	0- 1	1- 4			
0- 2	0- 0	0- 0	NEUTRAL	0- 0	0- 0	0- 2			
3- 8	0- 0	0- 0	NON-CONFERENCE	0- 1	1- 0	2- 7			
2- 3	0- 0	0- 0	HOME	0- 1	1- 0	1- 2			
1- 3	0- 0	0- 0	AWAY	0- 0	0- 0	1- 3			
0- 2	0- 0	0- 0	NEUTRAL	0- 0	0- 0	0- 2			
0- 5	0- 0	0- 0	CONFERENCE	0- 1	0- 2	0- 2			
0- 2	0- 0	0- 0	HOME	0- 0	0- 1	0- 1			
0- 3	0- 0	0- 0	AWAY	0- 1	0- 1	0- 1			
0- 0	0- 0	0- 0	NEUTRAL	0- 0	0- 0	0- 0			

RPI S	Opponent	Score	RPI S	Opponent	Score	RPI S	Opponent	Score	RPI S	Opponent	Score	Team's RPI: 312
						93	A Drexel	54 74	107	H Elon	56 69	
						95	H Stony Brook	38 81	135	A Northeastern	51 74	
									137	H Campbell	58 55	
									157	H William & Mary	53 66	
									158	N Houston	44 54	
									165	N Samford	45 65	
									185	H Cleveland St.	51 61	
									235	A Fairfield	64 73	
									237	H Howard	64 73	
									258	A Delaware	59 80	
									268	H Morgan St.	51 39	
									271	A Sacred Heart	44 71	
									344	A Hartford	43 41	
									348	A LIU Brooklyn	46 85	
LAST 10 Division I												
			107	H Elon	56 69		165	N Samford	45 65			
			157	H William & Mary	53 66		158	N Houston	44 54			
			93	A Drexel	54 74		137	H Campbell	58 55			
			258	A Delaware	59 80		235	A Fairfield	64 73			
			135	A Northeastern	51 74		268	H Morgan St.	51 39			

Non-Div I Games:

Hofstra

Loss, Non-Conf, S Site, H Home A Away N Neutral

# Holy Cross

Through Games Of Jan. 23, 2020

Average RPI Win:	222	WON-LOST	WINNING	LAST 10	STRENGTH OF	OPP. STRENGTH	TEAM	ADJ.	CONF.	ADJ CONF.
Average RPI Loss:	138	RECORD	PCT. RANK	GAMES	SCHEDULE	OF SCHEDULE	RPI	RPI	RPI	RPI
DIV. I ONLY	12- 6	70	7-3	241	177	112	112	15	15	
DIV. I NON-CONF.	7- 4	100	2-1	251	214	110	110	15	15	
TOTALS	RPI 1-25	RPI 26-50	W-L RECORDS	RPI 51-100	RPI 101-150	RPI 150+				
12- 6	0- 0	0- 0	OVERALL	1- 2	1- 3	10- 1				
6- 1	0- 0	0- 0	HOME	1- 1	0- 0	5- 0				
6- 5	0- 0	0- 0	AWAY	0- 1	1- 3	5- 1				
0- 0	0- 0	0- 0	NEUTRAL	0- 0	0- 0	0- 0				
7- 4	0- 0	0- 0	NON-CONFERENCE	1- 1	0- 3	6- 0				
4- 0	0- 0	0- 0	HOME	1- 0	0- 0	3- 0				
3- 4	0- 0	0- 0	AWAY	0- 1	0- 3	3- 0				
0- 0	0- 0	0- 0	NEUTRAL	0- 0	0- 0	0- 0				
5- 2	0- 0	0- 0	CONFERENCE	0- 1	1- 0	4- 1				
2- 1	0- 0	0- 0	HOME	0- 1	0- 0	2- 0				
3- 1	0- 0	0- 0	AWAY	0- 0	1- 0	2- 1				
0- 0	0- 0	0- 0	NEUTRAL	0- 0	0- 0	0- 0				

RPI S	Opponent	Score	RPI S	Opponent	Score	RPI S	Opponent	Score	RPI S	Opponent	Score	Team's RPI: 112
						51	H Bucknell	40 51	114	A Lehigh	74 57	
						82	A North Florida	60 80	134	A Massachusetts	72 75	
						84	H Boston College	80 71	138	A Rhode Island	58 73	
									143	A Illinois	75 78	
									168	H Merrimack	68 42	
									196	H American	72 59	
									224	A Brown	83 71	
									225	H Lafayette	57 56	
									239	A Stetson	75 63	
									263	A Navy	58 49	
									271	A Sacred Heart	65 52	
									278	H New Hampshire	82 61	
									281	A Army West Point	48 61	
									285	A Loyola Maryland	64 56	
									321	H Bryant	87 75	
LAST 10 Division I												
			114	A Lehigh	74 57		263	A Navy	58 49			
			196	H American	72 59		285	A Loyola Maryland	64 56			
			281	A Army West Point	48 61		239	A Stetson	75 63			
			51	H Bucknell	40 51		82	A North Florida	60 80			
			225	H Lafayette	57 56		278	H New Hampshire	82 61			

Non-Div I Games:

Holy Cross

Loss, Non-Conf, S Site, H Home A Away N Neutral



Average RPI Win:	230	WON-LOST	WINNING	LAST 10	STRENGTH OF	OPP. STRENGTH	TEAM	ADJ.	CONF.	ADJ CONF.
Average RPI Loss:	91	RECORD	PCT. RANK	GAMES	SCHEDULE	OF SCHEDULE	RPI	RPI	RPI	RPI
DIV. I ONLY	9- 10	188	5-5	92	90	158	158	9	9	
DIV. I NON-CONF.	7- 7	164	3-2	141	122	161	161	8	8	
TOTALS	RPI 1-25	RPI 26-50	W-L RECORDS	RPI 51-100	RPI 101-150	RPI 150+				
9- 10	0- 2	1- 3	OVERALL	0- 0	0- 3	8- 2				
7- 2	0- 0	1- 2	HOME	0- 0	0- 0	6- 0				
0- 6	0- 2	0- 1	AWAY	0- 0	0- 2	0- 1				
2- 2	0- 0	0- 0	NEUTRAL	0- 0	0- 1	2- 1				
7- 7	0- 1	1- 2	NON-CONFERENCE	0- 0	0- 2	6- 2				
5- 1	0- 0	1- 1	HOME	0- 0	0- 0	4- 0				
0- 4	0- 1	0- 1	AWAY	0- 0	0- 1	0- 1				
2- 2	0- 0	0- 0	NEUTRAL	0- 0	0- 1	2- 1				
2- 3	0- 1	0- 1	CONFERENCE	0- 0	0- 1	2- 0				
2- 1	0- 0	0- 1	HOME	0- 0	0- 0	2- 0				
0- 2	0- 1	0- 0	AWAY	0- 0	0- 1	0- 0				
0- 0	0- 0	0- 0	NEUTRAL	0- 0	0- 0	0- 0				

RPI 1-25				RPI 26-50				RPI 51-100				RPI 101+ Team's RPI: 158			
RPI	S	Opponent	Score	RPI	S	Opponent	Score	RPI	S	Opponent	Score	RPI	S	Opponent	Score
4	A	UConn	51 91	30	H	FGCU	45 57					116	A	Fordham	54 63
17	A	Texas A&M	43 72	32	H	Oklahoma	85 69					118	N	Syracuse	62 87
				46	A	Georgia Tech	38 69					120	A	Cincinnati	66 85
				49	H	Temple	58 61					164	H	Memphis	75 65
												182	A	New Mexico	71 81
												190	H	Southern Miss.	75 60
												226	N	San Francisco	57 80
												238	H	Louisiana Tech	67 53
												245	H	Southeastern La.	78 65
												282	H	East Carolina	72 63
												295	N	California Baptist	96 75
												312	N	Hofstra	54 44
												316	H	Houston Baptist	82 60
LAST 10 Division I															
120	A	Cincinnati	66 85	116	A	Fordham	54 63								
282	H	East Carolina	72 63	312	N	Hofstra	54 44								
4	A	UConn	51 91	190	H	Southern Miss.	75 60								
49	H	Temple	58 61	17	A	Texas A&M	43 72								
164	H	Memphis	75 65	238	H	Louisiana Tech	67 53								

Non-Div I Games:

Houston

■ Loss, 
 ■ Non-Conf, 
 ■ S Site, 
 ■ H Home 
 ■ A Away 
 N Neutral

## Houston Baptist

Through Games Of Jan. 23, 2020

Average RPI Win:	302	WON-LOST	WINNING	LAST 10	STRENGTH OF	OPP. STRENGTH	TEAM	ADJ.	CONF.	ADJ CONF.
Average RPI Loss:	191	RECORD	PCT. RANK	GAMES	SCHEDULE	OF SCHEDULE	RPI	RPI	RPI	RPI
DIV. I ONLY	2- 12	327	1-9	261	310	316	316	23	23	
DIV. I NON-CONF.	2- 5	259	1-2	124	294	186	186	22	22	
TOTALS	RPI 1-25	RPI 26-50	W-L RECORDS	RPI 51-100	RPI 101-150	RPI 150+				
2- 12	0- 1	0- 0	OVERALL	0- 0	0- 2	2- 9				
0- 5	0- 0	0- 0	HOME	0- 0	0- 1	0- 4				
2- 7	0- 1	0- 0	AWAY	0- 0	0- 1	2- 5				
0- 0	0- 0	0- 0	NEUTRAL	0- 0	0- 0	0- 0				
2- 5	0- 1	0- 0	NON-CONFERENCE	0- 0	0- 1	2- 3				
0- 1	0- 0	0- 0	HOME	0- 0	0- 0	0- 1				
2- 4	0- 1	0- 0	AWAY	0- 0	0- 1	2- 2				
0- 0	0- 0	0- 0	NEUTRAL	0- 0	0- 0	0- 0				
0- 7	0- 0	0- 0	CONFERENCE	0- 0	0- 1	0- 6				
0- 4	0- 0	0- 0	HOME	0- 0	0- 1	0- 3				
0- 3	0- 0	0- 0	AWAY	0- 0	0- 0	0- 3				
0- 0	0- 0	0- 0	NEUTRAL	0- 0	0- 0	0- 0				

RPI 1-25				RPI 26-50				RPI 51-100				RPI 101+ Team's RPI: 316			
RPI	S	Opponent	Score	RPI	S	Opponent	Score	RPI	S	Opponent	Score	RPI	S	Opponent	Score
11	A	Baylor	42 112									148	A	Wichita St.	42 59
												149	H	SFA	42 59
												158	A	Houston	60 82
												160	H	Sam Houston St.	69 97
												167	A	Texas Tech	51 59
												202	H	Northern Ariz.	62 79
												211	A	Central Ark.	39 63
												215	A	Lamar University	53 60
												245	H	Southeastern La.	59 69
												257	A	Oral Roberts	74 73
												292	H	Nicholls St.	78 84
												337	A	Northwestern St.	60 69
												346	A	La.-Monroe	72 65
LAST 10 Division I															
292	H	Nicholls St.	78 84	245	H	Southeastern La.	59 69								
160	H	Sam Houston St.	69 97	149	H	SFA	42 59								
215	A	Lamar University	53 60	167	A	Texas Tech	51 59								
337	A	Northwestern St.	60 69	346	A	La.-Monroe	72 65								
211	A	Central Ark.	39 63	202	H	Northern Ariz.	62 79								

Non-Div I Games: LSU-Shreveport 67 44 Paul Quinn 63 34

Houston Baptist

Loss, Non-Conf, S Site, H Home A Away N Neutral

Average RPI Win: <b>298</b>	WON-LOST	WINNING	LAST 10	STRENGTH OF	OPP. STRENGTH	TEAM	ADJ.	CONF.	ADJ CONF.
Average RPI Loss: <b>141</b>	RECORD	PCT. RANK	GAMES	SCHEDULE	OF SCHEDULE	RPI	RPI	RPI	RPI
DIV. I ONLY	10- 8	150	6-4	322	294	237	237	30	30
DIV. I NON-CONF.	8- 5	117	4-1	304	262	184	184	31	31
TOTALS	RPI 1-25	RPI 26-50	W-L RECORDS	RPI 51-100	RPI 101-150	RPI 150+			
10- 8	0- 0	0- 0	OVERALL	0- 3	0- 1	10- 4			
4- 3	0- 0	0- 0	HOME	0- 0	0- 0	4- 3			
6- 3	0- 0	0- 0	AWAY	0- 2	0- 0	6- 1			
0- 2	0- 0	0- 0	NEUTRAL	0- 1	0- 1	0- 0			
8- 5	0- 0	0- 0	NON-CONFERENCE	0- 3	0- 1	8- 1			
3- 1	0- 0	0- 0	HOME	0- 0	0- 0	3- 1			
5- 2	0- 0	0- 0	AWAY	0- 2	0- 0	5- 0			
0- 2	0- 0	0- 0	NEUTRAL	0- 1	0- 1	0- 0			
2- 3	0- 0	0- 0	CONFERENCE	0- 0	0- 0	2- 3			
1- 2	0- 0	0- 0	HOME	0- 0	0- 0	1- 2			
1- 1	0- 0	0- 0	AWAY	0- 0	0- 0	1- 1			
0- 0	0- 0	0- 0	NEUTRAL	0- 0	0- 0	0- 0			

RPI S	Opponent	Score	RPI S	Opponent	Score	RPI S	Opponent	Score	RPI S	Opponent	Score	Team's RPI: 237
						51 N	Bucknell	60 <b>70</b>	106 N	Washington	58 <b>75</b>	
						58 A	Tennessee	38 <b>88</b>	174 H	Norfolk St.	80 <b>83</b>	
						86 A	South Fla.	53 <b>82</b>	180 H	Bethune-Cookman	59 <b>75</b>	
									204 A	George Mason	86 75	
									206 H	La Salle	62 <b>78</b>	
									227 H	Niagara	91 42	
									268 A	Morgan St.	67 <b>74</b>	
									282 A	East Carolina	67 51	
									285 A	Loyola Maryland	75 69	
									312 A	Hofstra	73 64	
									322 A	UMES	79 58	
									323 A	UMBC	72 61	
									338 H	Fairleigh Dickinson	64 56	
									341 H	Saint Peter's	92 80	
									349 H	South Carolina St.	78 47	
LAST 10 Division I												
			268 A	Morgan St.	67 <b>74</b>	58 A	Tennessee	38 <b>88</b>				
			349 H	South Carolina St.	78 47	204 A	George Mason	86 75				
			174 H	Norfolk St.	80 <b>83</b>	282 A	East Carolina	67 51				
			180 H	Bethune-Cookman	59 <b>75</b>	227 H	Niagara	91 42				
			322 A	UMES	79 58	338 H	Fairleigh Dickinson	64 56				

Non-Div I Games:

Howard

Average RPI Win:	180	WON-LOST	WINNING	LAST 10	STRENGTH OF	OPP. STRENGTH	TEAM	ADJ.	CONF.	ADJ CONF.
Average RPI Loss:	90	RECORD	PCT. RANK	GAMES	SCHEDULE	OF SCHEDULE	RPI	RPI	RPI	RPI
DIV. I ONLY	12- 6	70	8-2	89	153	53	53	21	21	
DIV. I NON-CONF.	5- 5	164	1-1	38	26	64	64	18	18	
TOTALS	RPI 1-25	RPI 26-50	W-L RECORDS	RPI 51-100	RPI 101-150	RPI 150+				
12- 6	0- 0	1- 0	OVERALL	2- 4	2- 1	7- 1				
7- 0	0- 0	0- 0	HOME	2- 0	1- 0	4- 0				
3- 6	0- 0	0- 0	AWAY	0- 4	0- 1	3- 1				
2- 0	0- 0	1- 0	NEUTRAL	0- 0	1- 0	0- 0				
5- 5	0- 0	1- 0	NON-CONFERENCE	2- 4	1- 1	1- 0				
3- 0	0- 0	0- 0	HOME	2- 0	0- 0	1- 0				
0- 5	0- 0	0- 0	AWAY	0- 4	0- 1	0- 0				
2- 0	0- 0	1- 0	NEUTRAL	0- 0	1- 0	0- 0				
7- 1	0- 0	0- 0	CONFERENCE	0- 0	1- 0	6- 1				
4- 0	0- 0	0- 0	HOME	0- 0	1- 0	3- 0				
3- 1	0- 0	0- 0	AWAY	0- 0	0- 0	3- 1				
0- 0	0- 0	0- 0	NEUTRAL	0- 0	0- 0	0- 0				

RPI 1-25				RPI 26-50				RPI 51-100				Team's RPI: 53	RPI 101+			
RPI	S	Opponent	Score	RPI	S	Opponent	Score	RPI	S	Opponent	Score		RPI	S	Opponent	Score
				48	N	St. John's (NY)	85 78	52	A	UNI	50 51		107	N	Elon	59 53
								55	A	Miami (FL)	65 74		111	A	Butler	61 64
								64	H	Ball St.	65 48		144	H	Wright St.	80 60
								72	H	Southern Ill.	81 78		163	A	Youngstown St.	73 75
								75	A	Ohio	64 70		181	A	Green Bay	54 42
								81	A	UT Martin	51 57		185	A	Cleveland St.	78 53
													221	H	Northern Ky.	89 61
													269	H	Oakland	76 41
													270	H	Eastern Ky.	72 42
													280	A	Milwaukee	75 52
													313	H	Detroit Mercy	82 45
LAST 10 Division I																
				280	A	Milwaukee	75 52	269	H	Oakland	76 41					
				181	A	Green Bay	54 42	185	A	Cleveland St.	78 53					
				144	H	Wright St.	80 60	163	A	Youngstown St.	73 75					
				221	H	Northern Ky.	89 61	270	H	Eastern Ky.	72 42					
				313	H	Detroit Mercy	82 45	52	A	UNI	50 51					

Non-Div I Games: Ind.-Northwest 103 45

IUPUI

■ Loss, 
 ■ Non-Conf, 
 ■ S Site, 
 ■ Home 
 ■ A Away 
 N Neutral

## Idaho

Through Games Of Jan. 23, 2020

Average RPI Win:	232	WON-LOST	WINNING	LAST 10	STRENGTH OF	OPP. STRENGTH	TEAM	ADJ.	CONF.	ADJ CONF.
Average RPI Loss:	115	RECORD	PCT. RANK	GAMES	SCHEDULE	OF SCHEDULE	RPI	RPI	RPI	RPI
DIV. I ONLY	10- 5	70	7-3	246	139	124	124	18	18	
DIV. I NON-CONF.	5- 4	140	2-2	183	111	115	115	17	17	
TOTALS	RPI 1-25	RPI 26-50	W-L RECORDS	RPI 51-100	RPI 101-150	RPI 150+				
10- 5	0- 0	0- 2	OVERALL	0- 1	2- 0	8- 2				
6- 0	0- 0	0- 0	HOME	0- 0	0- 0	6- 0				
4- 3	0- 0	0- 1	AWAY	0- 1	2- 0	2- 1				
0- 2	0- 0	0- 1	NEUTRAL	0- 0	0- 0	0- 1				
5- 4	0- 0	0- 2	NON-CONFERENCE	0- 1	1- 0	4- 1				
2- 0	0- 0	0- 0	HOME	0- 0	0- 0	2- 0				
3- 2	0- 0	0- 1	AWAY	0- 1	1- 0	2- 0				
0- 2	0- 0	0- 1	NEUTRAL	0- 0	0- 0	0- 1				
5- 1	0- 0	0- 0	CONFERENCE	0- 0	1- 0	4- 1				
4- 0	0- 0	0- 0	HOME	0- 0	0- 0	4- 0				
1- 1	0- 0	0- 0	AWAY	0- 0	1- 0	0- 1				
0- 0	0- 0	0- 0	NEUTRAL	0- 0	0- 0	0- 0				

RPI 1-25				RPI 26-50				RPI 51-100				RPI 101+				Team's RPI: 124	
RPI	S	Opponent	Score	RPI	S	Opponent	Score	RPI	S	Opponent	Score	RPI	S	Opponent	Score		
				34	A	Oklahoma St.	47 62	86	A	South Fla.	64 67	125	A	Montana St.	69 68		
				37	N	Old Dominion	55 67					146	A	San Diego	65 32		
												187	H	Montana	52 51		
												200	H	Hawaii	67 52		
												201	A	Portland St.	53 74		
												215	N	Lamar University	44 47		
												226	A	San Francisco	66 60		
												253	H	Idaho St.	62 56		
												256	H	Colorado St.	61 54		
												288	H	Eastern Wash.	69 60		
												303	H	Weber St.	70 50		
												340	A	Seattle U	90 84		
LAST 10 Division I																	
				187	H	Montana	52 51	253	H	Idaho St.	62 56						
				288	H	Eastern Wash.	69 60	200	H	Hawaii	67 52						
				125	A	Montana St.	69 68	86	A	South Fla.	64 67						
				201	A	Portland St.	53 74	146	A	San Diego	65 32						
				303	H	Weber St.	70 50	37	N	Old Dominion	55 67						

Non-Div I Games:

Idaho

■ Loss, 
 ■ Non-Conf, 
 ■ S Site, 
 ■ H Home 
 ■ A Away 
 N Neutral

Average RPI Win:	<b>293</b>	WON-LOST	WINNING	LAST 10	STRENGTH OF	OPP. STRENGTH	TEAM	ADJ.	CONF.	ADJ CONF.
Average RPI Loss:	<b>154</b>	RECORD	PCT. RANK	GAMES	SCHEDULE	OF SCHEDULE	RPI	RPI	RPI	RPI
DIV. I ONLY	<b>6- 9</b>	<b>233</b>	<b>4-6</b>	<b>297</b>	<b>204</b>	<b>253</b>	<b>253</b>	<b>18</b>	<b>18</b>	
DIV. I NON-CONF.	<b>2- 5</b>	<b>259</b>	<b>0-2</b>	<b>253</b>	<b>166</b>	<b>266</b>	<b>266</b>	<b>17</b>	<b>17</b>	
TOTALS	RPI 1-25	RPI 26-50	W-L RECORDS	RPI 51-100	RPI 101-150	RPI 150+				
6- 9	0- 0	0- 3	OVERALL	0- 0	0- 1	6- 5				
2- 3	0- 0	0- 0	HOME	0- 0	0- 0	2- 3				
4- 6	0- 0	0- 3	AWAY	0- 0	0- 1	4- 2				
0- 0	0- 0	0- 0	NEUTRAL	0- 0	0- 0	0- 0				
2- 5	0- 0	0- 3	NON-CONFERENCE	0- 0	0- 0	2- 2				
1- 1	0- 0	0- 0	HOME	0- 0	0- 0	1- 1				
1- 4	0- 0	0- 3	AWAY	0- 0	0- 0	1- 1				
0- 0	0- 0	0- 0	NEUTRAL	0- 0	0- 0	0- 0				
4- 4	0- 0	0- 0	CONFERENCE	0- 0	0- 1	4- 3				
1- 2	0- 0	0- 0	HOME	0- 0	0- 0	1- 2				
3- 2	0- 0	0- 0	AWAY	0- 0	0- 1	3- 1				
0- 0	0- 0	0- 0	NEUTRAL	0- 0	0- 0	0- 0				

RPI 1-25			RPI 26-50			RPI 51-100			RPI 101+			Team's RPI: 253
RPI	S	Opponent	Score	RPI	S	Opponent	Score	RPI	S	Opponent	Score	
				27	A	Arizona St.	69 <b>74</b>					
				34	A	Oklahoma St.	52 <b>70</b>					
				42	A	Duke	66 <b>85</b>					
LAST 10 Division I												
				187	A	Montana	67 53					
				201	H	Portland St.	64 <b>69</b>					
				303	A	Weber St.	65 54					
				202	H	Northern Ariz.	59 <b>70</b>					
				190	A	Southern Utah	65 <b>72</b>					
				318	H	Sacramento St.	80 62					
				288	A	Eastern Wash.	67 47					
				124	A	Idaho	56 <b>62</b>					
				267	A	Utah St.	61 <b>69</b>					
				295	H	California Baptist	68 <b>74</b>					

Non-Div I Games: Arizona Christian 93 36 Montana Tech 83 57

Idaho St.

Average RPI Win:	226	WON-LOST	WINNING	LAST 10	STRENGTH OF	OPP. STRENGTH	TEAM	ADJ.	CONF.	ADJ CONF.
Average RPI Loss:	31	RECORD	PCT. RANK	GAMES	SCHEDULE	OF SCHEDULE	RPI	RPI	RPI	RPI
DIV. I ONLY	10- 9	167	3-7	90	55	143	143	2	2	
DIV. I NON-CONF.	9- 2	38	2-0	315	253	157	157	2	2	
TOTALS	RPI 1-25	RPI 26-50	W-L RECORDS	RPI 51-100	RPI 101-150	RPI 150+				
10- 9	0- 5	0- 2	OVERALL	1- 2	2- 0	7- 0				
9- 4	0- 2	0- 1	HOME	1- 1	1- 0	7- 0				
1- 5	0- 3	0- 1	AWAY	0- 1	1- 0	0- 0				
0- 0	0- 0	0- 0	NEUTRAL	0- 0	0- 0	0- 0				
9- 2	0- 0	0- 0	NON-CONFERENCE	0- 2	2- 0	7- 0				
8- 1	0- 0	0- 0	HOME	0- 1	1- 0	7- 0				
1- 1	0- 0	0- 0	AWAY	0- 1	1- 0	0- 0				
0- 0	0- 0	0- 0	NEUTRAL	0- 0	0- 0	0- 0				
1- 7	0- 5	0- 2	CONFERENCE	1- 0	0- 0	0- 0				
1- 3	0- 2	0- 1	HOME	1- 0	0- 0	0- 0				
0- 4	0- 3	0- 1	AWAY	0- 0	0- 0	0- 0				
0- 0	0- 0	0- 0	NEUTRAL	0- 0	0- 0	0- 0				

RPI	S	Opponent	Score	RPI	S	Opponent	Score	RPI	S	Opponent	Score	RPI	S	Opponent	Score	Team's RPI: 143
5	A	Iowa	72 108	29	A	Ohio St.	47 77	57	A	North Carolina	60 85	112	H	Holy Cross	78 75	
13	A	Indiana	42 83	38	H	Rutgers	51 75	67	H	Minnesota	74 71	150	A	Missouri	58 51	
15	H	Northwestern	50 77					83	H	Illinois St.	58 74	166	H	Austin Peay	76 62	
16	H	Maryland	60 79									168	H	Merrimack	75 72	
25	A	Purdue	67 81									302	H	Presbyterian	71 52	
												305	H	Ark.-Pine Bluff	65 50	
												321	H	Bryant	69 55	
												326	H	Evansville	59 44	
												347	H	Chicago St.	96 66	
LAST 10 Division I																
16	H	Maryland	60 79	13	A	Indiana	42 83									
29	A	Ohio St.	47 77	5	A	Iowa	72 108									
25	A	Purdue	67 81	15	H	Northwestern	50 77									
67	H	Minnesota	74 71	150	A	Missouri	58 51									
38	H	Rutgers	51 75	326	H	Evansville	59 44									

Non-Div I Games:

Illinois

Loss, Non-Conf, S Site, H Home A Away N Neutral

Average RPI Win:	208	WON-LOST	WINNING	LAST 10	STRENGTH OF	OPP. STRENGTH	TEAM	ADJ.	CONF.	ADJ CONF.
Average RPI Loss:	97	RECORD	PCT. RANK	GAMES	SCHEDULE	OF SCHEDULE	RPI	RPI	RPI	RPI
DIV. I ONLY	10- 5	70	6-4	170	171	83	83	7	7	
DIV. I NON-CONF.	7- 3	80	3-2	169	168	71	71	7	7	
TOTALS	RPI 1-25	RPI 26-50	W-L RECORDS	RPI 51-100	RPI 101-150	RPI 150+				
10- 5	0- 0	0- 1	OVERALL	1- 2	1- 1	8- 1				
7- 0	0- 0	0- 0	HOME	1- 0	0- 0	6- 0				
3- 5	0- 0	0- 1	AWAY	0- 2	1- 1	2- 1				
0- 0	0- 0	0- 0	NEUTRAL	0- 0	0- 0	0- 0				
7- 3	0- 0	0- 1	NON-CONFERENCE	1- 0	1- 1	5- 1				
5- 0	0- 0	0- 0	HOME	1- 0	0- 0	4- 0				
2- 3	0- 0	0- 1	AWAY	0- 0	1- 1	1- 1				
0- 0	0- 0	0- 0	NEUTRAL	0- 0	0- 0	0- 0				
3- 2	0- 0	0- 0	CONFERENCE	0- 2	0- 0	3- 0				
2- 0	0- 0	0- 0	HOME	0- 0	0- 0	2- 0				
1- 2	0- 0	0- 0	AWAY	0- 2	0- 0	1- 0				
0- 0	0- 0	0- 0	NEUTRAL	0- 0	0- 0	0- 0				

RPI S	Opponent	Score	RPI S	Opponent	Score	RPI S	Opponent	Score	RPI S	Opponent	Score
			36 A	Marquette	41 58	76 A	Bradley	61 76	109 A	Saint Louis	56 61
						81 H	UT Martin	70 47	143 A	Illinois	74 58
						98 A	Loyola Chicago	64 69	159 H	Jackson St.	77 55
									166 A	Austin Peay	72 77
									183 A	Valparaiso	72 60
									186 A	North Dakota	66 58
									194 H	Northern Ill.	69 66
									213 H	Western Ill.	78 65
									272 H	Indiana St.	83 69
									325 H	SIUE	74 53
									326 H	Evansville	81 58
LAST 10 Division I											
98 A	Loyola Chicago	64 69	166 A	Austin Peay	72 77						
183 A	Valparaiso	72 60	159 H	Jackson St.	77 55						
76 A	Bradley	61 76	325 H	SIUE	74 53						
326 H	Evansville	81 58	109 A	Saint Louis	56 61						
272 H	Indiana St.	83 69	213 H	Western Ill.	78 65						

Non-Div I Games: Truman 87 60

Illinois St.



Incarnate Word

Through Games Of Jan. 23, 2020

Average RPI Win:	292	WON-LOST	WINNING	LAST 10	STRENGTH OF	OPP. STRENGTH	TEAM	ADJ.	CONF.	ADJ CONF.
Average RPI Loss:	198	RECORD	PCT. RANK	GAMES	SCHEDULE	OF SCHEDULE	RPI	RPI	RPI	RPI
DIV. I ONLY	4- 8	263	4-6	344	227	314	314	23	23	
DIV. I NON-CONF.	0- 5	338	0-3	332	196	349	349	22	22	
TOTALS	RPI 1-25	RPI 26-50	W-L RECORDS	RPI 51-100	RPI 101-150	RPI 150+				
4- 8	0- 0	0- 0	OVERALL	0- 1	0- 2	4- 5				
2- 3	0- 0	0- 0	HOME	0- 0	0- 1	2- 2				
2- 5	0- 0	0- 0	AWAY	0- 1	0- 1	2- 3				
0- 0	0- 0	0- 0	NEUTRAL	0- 0	0- 0	0- 0				
0- 5	0- 0	0- 0	NON-CONFERENCE	0- 1	0- 0	0- 4				
0- 1	0- 0	0- 0	HOME	0- 0	0- 0	0- 1				
0- 4	0- 0	0- 0	AWAY	0- 1	0- 0	0- 3				
0- 0	0- 0	0- 0	NEUTRAL	0- 0	0- 0	0- 0				
4- 3	0- 0	0- 0	CONFERENCE	0- 0	0- 2	4- 1				
2- 2	0- 0	0- 0	HOME	0- 0	0- 1	2- 1				
2- 1	0- 0	0- 0	AWAY	0- 0	0- 1	2- 0				
0- 0	0- 0	0- 0	NEUTRAL	0- 0	0- 0	0- 0				

RPI 1-25				RPI 26-50				RPI 51-100				RPI 101+				Team's RPI: 314	
RPI	S	Opponent	Score	RPI	S	Opponent	Score	RPI	S	Opponent	Score	RPI	S	Opponent	Score		
								75	A	Ohio	41	78	140	H	New Orleans	55	67
												149	A	SFA	45	67	
												176	A	Kansas St.	41	85	
												211	H	Central Ark.	37	47	
												215	A	Lamar University	67	48	
												256	A	Colorado St.	47	75	
												273	H	San Diego St.	48	57	
												292	H	Nicholls St.	53	51	
												304	A	UTSA	56	63	
												324	H	McNeese	73	56	
												337	A	Northwestern St.	69	67	
LAST 10 Division I																	
				215	A	Lamar University	67	48				292	H	Nicholls St.	53	51	
				149	A	SFA	45	67				273	H	San Diego St.	48	57	
				324	H	McNeese	73	56				211	H	Central Ark.	37	47	
				140	H	New Orleans	55	67				176	A	Kansas St.	41	85	
				337	A	Northwestern St.	69	67				256	A	Colorado St.	47	75	

Non-Div I Games: Schreiner 70 35 Tex. A&M Int'l 55 38 Paul Quinn 79 62 UNKNOWN 74 52 Incarnate Word

Loss, Non-Conf, S Site, H Home A Away N Neutral

## Indiana

Through Games Of Jan. 23, 2020

Average RPI Win:	118	WON-LOST	WINNING	LAST 10	STRENGTH OF	OPP. STRENGTH	TEAM	ADJ.	CONF.	ADJ CONF.
Average RPI Loss:	11	RECORD	PCT. RANK	GAMES	SCHEDULE	OF SCHEDULE	RPI	RPI	RPI	RPI
DIV. I ONLY	15- 5	49	6-4	4	11	13	13	2	2	
DIV. I NON-CONF.	10- 2	30	1-1	11	27	8	8	2	2	
TOTALS	RPI 1-25	RPI 26-50	W-L RECORDS	RPI 51-100	RPI 101-150	RPI 150+				
15- 5	2- 5	1- 0	OVERALL	4- 0	3- 0	5- 0				
8- 2	1- 2	0- 0	HOME	2- 0	1- 0	4- 0				
5- 2	0- 2	1- 0	AWAY	1- 0	2- 0	1- 0				
2- 1	1- 1	0- 0	NEUTRAL	1- 0	0- 0	0- 0				
10- 2	1- 2	0- 0	NON-CONFERENCE	3- 0	2- 0	4- 0				
5- 1	0- 1	0- 0	HOME	1- 0	0- 0	4- 0				
3- 0	0- 0	0- 0	AWAY	1- 0	2- 0	0- 0				
2- 1	1- 1	0- 0	NEUTRAL	1- 0	0- 0	0- 0				
5- 3	1- 3	1- 0	CONFERENCE	1- 0	1- 0	1- 0				
3- 1	1- 1	0- 0	HOME	1- 0	1- 0	0- 0				
2- 2	0- 2	1- 0	AWAY	0- 0	0- 0	1- 0				
0- 0	0- 0	0- 0	NEUTRAL	0- 0	0- 0	0- 0				

RPI	S	Opponent	Score	RPI	S	Opponent	Score	RPI	S	Opponent	Score	RPI	S	Opponent	Score
1	N	South Carolina	71 57	38	A	Rutgers	66 56	55	A	Miami (FL)	58 45	111	A	Butler	64 53
5	A	Iowa	85 91					73	N	Washington St.	78 44	142	A	Florida	73 49
8	H	UCLA	58 68					82	H	North Florida	72 45	143	H	Illinois	83 42
11	N	Baylor	62 77					91	H	Michigan St.	79 67	159	H	Jackson St.	91 51
15	H	Northwestern	69 71									163	H	Youngstown St.	93 56
16	A	Maryland	62 76									189	A	Penn St.	76 60
25	H	Purdue	66 48									212	H	Mt. St. Mary's	75 52
												292	H	Nicholls St.	111 47
LAST 10 Division I															
189	A	Penn St.	76 60	143	H	Illinois	83 42								
16	A	Maryland	62 76	38	A	Rutgers	66 56								
15	H	Northwestern	69 71	91	H	Michigan St.	79 67								
5	A	Iowa	85 91	8	H	UCLA	58 68								
25	H	Purdue	66 48	163	H	Youngstown St.	93 56								

Non-Div I Games:

Indiana

■ Loss, 
 ■ Non-Conf, S Site, 
 ■ Home 
 ■ Away 
 N Neutral

Average RPI Win:	287	WON-LOST	WINNING	LAST 10	STRENGTH OF	OPP. STRENGTH	TEAM	ADJ.	CONF.	ADJ CONF.
Average RPI Loss:	138	RECORD	PCT. RANK	GAMES	SCHEDULE	OF SCHEDULE	RPI	RPI	RPI	RPI
DIV. I ONLY	2- 16	336	0-10	74	261	272	272	7	7	
DIV. I NON-CONF.	2- 10	313	0-4	201	308	301	301	7	7	
TOTALS	RPI 1-25	RPI 26-50	W-L RECORDS	RPI 51-100	RPI 101-150	RPI 150+				
2- 16	0- 0	0- 2	OVERALL	0- 5	0- 2	2- 7				
0- 6	0- 0	0- 0	HOME	0- 1	0- 1	0- 4				
2- 9	0- 0	0- 2	AWAY	0- 4	0- 1	2- 2				
0- 1	0- 0	0- 0	NEUTRAL	0- 0	0- 0	0- 1				
2- 10	0- 0	0- 1	NON-CONFERENCE	0- 1	0- 2	2- 6				
0- 4	0- 0	0- 0	HOME	0- 0	0- 1	0- 3				
2- 5	0- 0	0- 1	AWAY	0- 1	0- 1	2- 2				
0- 1	0- 0	0- 0	NEUTRAL	0- 0	0- 0	0- 1				
0- 6	0- 0	0- 1	CONFERENCE	0- 4	0- 0	0- 1				
0- 2	0- 0	0- 0	HOME	0- 1	0- 0	0- 1				
0- 4	0- 0	0- 1	AWAY	0- 3	0- 0	0- 0				
0- 0	0- 0	0- 0	NEUTRAL	0- 0	0- 0	0- 0				

RPI 1-25				RPI 26-50				RPI 51-100				RPI 101+				Team's RPI: 272
RPI	S	Opponent	Score	RPI	S	Opponent	Score	RPI	S	Opponent	Score	RPI	S	Opponent	Score	
				35	A	Drake	65 105	52	A	UNI	43 73	109	H	Saint Louis	53 55	
				50	A	Colorado	46 59	74	A	Kansas	72 84	117	A	Pacific	66 83	
								76	A	Bradley	75 91	178	H	Southeast Mo. St.	58 68	
								83	A	Illinois St.	69 83	183	H	Valparaiso	56 75	
								98	H	Loyola Chicago	51 58	213	A	Western Ill.	72 83	
												216	A	Murray St.	62 70	
												221	H	Northern Ky.	68 70	
												231	A	Eastern Ill.	59 57	
												249	H	Marshall	60 72	
												250	N	CSUN	59 67	
												342	A	UIC	61 40	
LAST 10 Division I																
				52	A	UNI	43 73	83	A	Illinois St.	69 83					
				35	A	Drake	65 105	109	H	Saint Louis	53 55					
				98	H	Loyola Chicago	51 58	178	H	Southeast Mo. St.	58 68					
				183	H	Valparaiso	56 75	221	H	Northern Ky.	68 70					
				76	A	Bradley	75 91	216	A	Murray St.	62 70					

Non-Div I Games:

Indiana St.

Average RPI Win:	271	WON-LOST	WINNING	LAST 10	STRENGTH OF	OPP. STRENGTH	TEAM	ADJ.	CONF.	ADJ CONF.
Average RPI Loss:	125	RECORD	PCT. RANK	GAMES	SCHEDULE	OF SCHEDULE	RPI	RPI	RPI	RPI
DIV. I ONLY	4- 11	286	3-7	56	305	207	207	25	25	
DIV. I NON-CONF.	1- 8	322	0-4	10	226	194	194	25	25	
TOTALS	RPI 1-25	RPI 26-50	W-L RECORDS	RPI 51-100	RPI 101-150	RPI 150+				
4- 11	0- 1	0- 0	OVERALL	0- 3	0- 4	4- 3				
1- 6	0- 0	0- 0	HOME	0- 2	0- 2	1- 2				
3- 3	0- 1	0- 0	AWAY	0- 1	0- 1	3- 0				
0- 2	0- 0	0- 0	NEUTRAL	0- 0	0- 1	0- 1				
1- 8	0- 1	0- 0	NON-CONFERENCE	0- 2	0- 4	1- 1				
0- 3	0- 0	0- 0	HOME	0- 1	0- 2	0- 0				
1- 3	0- 1	0- 0	AWAY	0- 1	0- 1	1- 0				
0- 2	0- 0	0- 0	NEUTRAL	0- 0	0- 1	0- 1				
3- 3	0- 0	0- 0	CONFERENCE	0- 1	0- 0	3- 2				
1- 3	0- 0	0- 0	HOME	0- 1	0- 0	1- 2				
2- 0	0- 0	0- 0	AWAY	0- 0	0- 0	2- 0				
0- 0	0- 0	0- 0	NEUTRAL	0- 0	0- 0	0- 0				

RPI 1-25				RPI 26-50				RPI 51-100				RPI 101+ Team's RPI: 207			
RPI	S	Opponent	Score	RPI	S	Opponent	Score	RPI	S	Opponent	Score	RPI	S	Opponent	Score
22	A	Central Mich.	50 70					56	H	Seton Hall	37 89	105	H	Duquesne	74 76
								95	A	Stony Brook	40 59	106	N	Washington	34 65
								97	H	Rider	37 81	123	A	Penn	42 74
												134	H	Massachusetts	51 65
												171	N	Towson	58 75
												198	A	Quinnipiac	75 71
												227	H	Niagara	57 63
												235	H	Fairfield	40 52
												252	A	Winthrop	68 61
												294	A	Monmouth	36 33
												341	H	Saint Peter's	69 59
LAST 10 Division I															
341	H	Saint Peter's	69 59	198	A	Quinnipiac	75 71								
235	H	Fairfield	40 52	134	H	Massachusetts	51 65								
227	H	Niagara	57 63	56	H	Seton Hall	37 89								
294	A	Monmouth	36 33	22	A	Central Mich.	50 70								
97	H	Rider	37 81	171	N	Towson	58 75								

Non-Div I Games:

Iona

■ Loss, 
■ Non-Conf, 
S Site, 
■ Home 
■ Away 
N Neutral

Average RPI Win:	102	WON-LOST	WINNING	LAST 10	STRENGTH OF	OPP. STRENGTH	TEAM	ADJ.	CONF.	ADJ CONF.
Average RPI Loss:	73	RECORD	PCT. RANK	GAMES	SCHEDULE	OF SCHEDULE	RPI	RPI	RPI	RPI
DIV. I ONLY	16- 3	21	9-1	6	46	5	5	2	2	
DIV. I NON-CONF.	9- 2	38	2-0	22	141	13	13	2	2	
TOTALS	RPI 1-25	RPI 26-50	W-L RECORDS	RPI 51-100	RPI 101-150	RPI 150+				
16- 3	4- 0	2- 0	OVERALL	2- 2	3- 1	5- 0				
10- 0	3- 0	2- 0	HOME	0- 0	1- 0	4- 0				
4- 2	1- 0	0- 0	AWAY	2- 2	1- 0	0- 0				
2- 1	0- 0	0- 0	NEUTRAL	0- 0	1- 1	1- 0				
9- 2	1- 0	1- 0	NON-CONFERENCE	1- 1	1- 1	5- 0				
6- 0	1- 0	1- 0	HOME	0- 0	0- 0	4- 0				
1- 1	0- 0	0- 0	AWAY	1- 1	0- 0	0- 0				
2- 1	0- 0	0- 0	NEUTRAL	0- 0	1- 1	1- 0				
7- 1	3- 0	1- 0	CONFERENCE	1- 1	2- 0	0- 0				
4- 0	2- 0	1- 0	HOME	0- 0	1- 0	0- 0				
3- 1	1- 0	0- 0	AWAY	1- 1	1- 0	0- 0				
0- 0	0- 0	0- 0	NEUTRAL	0- 0	0- 0	0- 0				

RPI	S	Opponent	Score	RPI	S	Opponent	Score	RPI	S	Opponent	Score	RPI	S	Opponent	Score
13	H	Indiana	91 85	29	H	Ohio St.	77 68	52	A	UNI	66 88	106	N	Washington	63 70
15	A	Northwestern	77 51	35	H	Drake	79 67	60	A	Nebraska	69 78	118	A	Wisconsin	85 78
16	H	Maryland	66 61					63	A	Iowa St.	75 69	120	N	Cincinnati	69 61
21	H	Princeton	77 75					67	A	Minnesota	76 75	143	H	Illinois	108 72
												162	H	North Ala.	86 81
												171	N	Towson	100 72
												175	H	Fla. Atlantic	85 53
												177	H	Clemson	74 60
												311	H	N.C. Central	102 50
LAST 10 Division I															
29	H	Ohio St.	77 68	15	A	Northwestern	77 51								
118	A	Wisconsin	85 78	143	H	Illinois	108 72								
67	A	Minnesota	76 75	60	A	Nebraska	69 78								
13	H	Indiana	91 85	35	H	Drake	79 67								
16	H	Maryland	66 61	311	H	N.C. Central	102 50								

Non-Div I Games:

Iowa

■ Loss, 
 ■ Non-Conf, S Site, 
 ■ Home 
 ■ Away 
 N Neutral

Average RPI Win:	166	WON-LOST	WINNING	LAST 10	STRENGTH OF	OPP. STRENGTH	TEAM	ADJ.	CONF.	ADJ CONF.
Average RPI Loss:	32	RECORD	PCT. RANK	GAMES	SCHEDULE	OF SCHEDULE	RPI	RPI	RPI	RPI
DIV. I ONLY	11- 6	92	5-5	58	53	63	63	3	3	
DIV. I NON-CONF.	8- 3	68	2-2	123	91	83	83	4	4	
TOTALS	RPI 1-25	RPI 26-50	W-L RECORDS	RPI 51-100	RPI 101-150	RPI 150+				
11- 6	0- 1	1- 4	OVERALL	2- 1	2- 0	6- 0				
7- 4	0- 1	0- 2	HOME	1- 1	2- 0	4- 0				
4- 2	0- 0	1- 2	AWAY	1- 0	0- 0	2- 0				
0- 0	0- 0	0- 0	NEUTRAL	0- 0	0- 0	0- 0				
8- 3	0- 1	0- 1	NON-CONFERENCE	2- 1	2- 0	4- 0				
6- 2	0- 1	0- 0	HOME	1- 1	2- 0	3- 0				
2- 1	0- 0	0- 1	AWAY	1- 0	0- 0	1- 0				
0- 0	0- 0	0- 0	NEUTRAL	0- 0	0- 0	0- 0				
3- 3	0- 0	1- 3	CONFERENCE	0- 0	0- 0	2- 0				
1- 2	0- 0	0- 2	HOME	0- 0	0- 0	1- 0				
2- 1	0- 0	1- 1	AWAY	0- 0	0- 0	1- 0				
0- 0	0- 0	0- 0	NEUTRAL	0- 0	0- 0	0- 0				

RPI 1-25				RPI 26-50				RPI 51-100				Team's RPI: 63		RPI 101+			
RPI	S	Opponent	Score	RPI	S	Opponent	Score	RPI	S	Opponent	Score			RPI	S	Opponent	Score
5	H	Iowa	69 75	26	H	TCU	74 77	52	H	UNI	63 71			140	H	New Orleans	71 53
				32	A	Oklahoma	72 81	69	A	Alabama	75 66			144	H	Wright St.	79 71
				34	A	Oklahoma St.	64 63	96	H	Texas Southern	79 59			162	H	North Ala.	80 72
				35	A	Drake	81 86							167	A	Texas Tech	96 66
				44	H	Texas	75 81							176	H	Kansas St.	73 59
														244	H	Southern U.	69 36
														291	A	North Dakota St.	86 58
														305	H	Ark.-Pine Bluff	90 40
LAST 10 Division I																	
				176	H	Kansas St.	73 59			167	A	Texas Tech	96 66				
				34	A	Oklahoma St.	64 63			162	H	North Ala.	80 72				
				26	H	TCU	74 77			52	H	UNI	63 71				
				32	A	Oklahoma	72 81			144	H	Wright St.	79 71				
				44	H	Texas	75 81			5	H	Iowa	69 75				

Non-Div I Games:

Iowa St.

Average RPI Win:	250	WON-LOST	WINNING	LAST 10	STRENGTH OF	OPP. STRENGTH	TEAM	ADJ.	CONF.	ADJ CONF.
Average RPI Loss:	103	RECORD	PCT. RANK	GAMES	SCHEDULE	OF SCHEDULE	RPI	RPI	RPI	RPI
DIV. I ONLY	8- 8	175	7-3	195	173	159	159	31	31	
DIV. I NON-CONF.	2- 8	295	1-3	70	67	201	201	28	28	
TOTALS	RPI 1-25	RPI 26-50	W-L RECORDS	RPI 51-100	RPI 101-150	RPI 150+				
8- 8	0- 2	0- 0	OVERALL	1- 3	1- 1	6- 2				
5- 1	0- 1	0- 0	HOME	1- 0	1- 0	3- 0				
3- 7	0- 1	0- 0	AWAY	0- 3	0- 1	3- 2				
0- 0	0- 0	0- 0	NEUTRAL	0- 0	0- 0	0- 0				
2- 8	0- 2	0- 0	NON-CONFERENCE	0- 3	1- 1	1- 2				
1- 1	0- 1	0- 0	HOME	0- 0	1- 0	0- 0				
1- 7	0- 1	0- 0	AWAY	0- 3	0- 1	1- 2				
0- 0	0- 0	0- 0	NEUTRAL	0- 0	0- 0	0- 0				
6- 0	0- 0	0- 0	CONFERENCE	1- 0	0- 0	5- 0				
4- 0	0- 0	0- 0	HOME	1- 0	0- 0	3- 0				
2- 0	0- 0	0- 0	AWAY	0- 0	0- 0	2- 0				
0- 0	0- 0	0- 0	NEUTRAL	0- 0	0- 0	0- 0				

RPI 1-25				RPI 26-50				RPI 51-100				RPI 101+ Team's RPI: 159			
RPI	S	Opponent	Score	RPI	S	Opponent	Score	RPI	S	Opponent	Score	RPI	S	Opponent	Score
12	H	Mississippi St.	53 92					55	A	Miami (FL)	68 83	126	A	Tulane	46 82
13	A	Indiana	51 91					76	A	Bradley	69 78	131	H	Louisiana	65 54
								83	A	Illinois St.	55 77	211	A	Central Ark.	54 57
								96	H	Texas Southern	81 79	244	A	Southern U.	72 51
												245	A	Southeastern La.	59 63
												275	H	Alabama A&M	67 53
												301	H	Prairie View	53 49
												308	H	Alabama St.	94 62
												310	A	Alcorn	83 67
												337	A	Northwestern St.	66 49
LAST 10 Division I															
301	H	Prairie View	53 49	308	H	Alabama St.	94 62								
96	H	Texas Southern	81 79	131	H	Louisiana	65 54								
244	A	Southern U.	72 51	83	A	Illinois St.	55 77								
310	A	Alcorn	83 67	76	A	Bradley	69 78								
275	H	Alabama A&M	67 53	245	A	Southeastern La.	59 63								

Non-Div I Games:

Jackson St.

■ Loss, 
■ Non-Conf, 
■ S Site, 
■ H Home 
■ A Away 
N Neutral

# Jacksonville

Through Games Of Jan. 23, 2020

Average RPI Win:	310	WON-LOST	WINNING	LAST 10	STRENGTH OF	OPP. STRENGTH	TEAM	ADJ.	CONF.	ADJ CONF.
Average RPI Loss:	108	RECORD	PCT. RANK	GAMES	SCHEDULE	OF SCHEDULE	RPI	RPI	RPI	RPI
DIV. I ONLY	8- 8	175	6-4	286	245	236	236	16	16	
DIV. I NON-CONF.	6- 5	151	4-1	290	299	215	215	16	16	
TOTALS	RPI 1-25	RPI 26-50	W-L RECORDS	RPI 51-100	RPI 101-150	RPI 150+				
8- 8	0- 1	0- 1	OVERALL	0- 2	0- 1	8- 3				
5- 3	0- 0	0- 0	HOME	0- 1	0- 0	5- 2				
3- 5	0- 1	0- 1	AWAY	0- 1	0- 1	3- 1				
0- 0	0- 0	0- 0	NEUTRAL	0- 0	0- 0	0- 0				
6- 5	0- 1	0- 1	NON-CONFERENCE	0- 1	0- 0	6- 2				
3- 2	0- 0	0- 0	HOME	0- 0	0- 0	3- 2				
3- 3	0- 1	0- 1	AWAY	0- 1	0- 0	3- 0				
0- 0	0- 0	0- 0	NEUTRAL	0- 0	0- 0	0- 0				
2- 3	0- 0	0- 0	CONFERENCE	0- 1	0- 1	2- 1				
2- 1	0- 0	0- 0	HOME	0- 1	0- 0	2- 0				
0- 2	0- 0	0- 0	AWAY	0- 0	0- 1	0- 1				
0- 0	0- 0	0- 0	NEUTRAL	0- 0	0- 0	0- 0				

RPI S	Opponent	Score	RPI S	Opponent	Score	RPI S	Opponent	Score	RPI S	Opponent	Score	Team's RPI: 236
18	A Florida St.	41 75	50	A Colorado	44 66	82	H North Florida	64 70	108	A Liberty	76 85	
						86	A South Fla.	39 70	162	A North Ala.	65 76	
									174	H Norfolk St.	64 71	
									180	H Bethune-Cookman	52 53	
									239	H Stetson	57 52	
									292	H Nicholls St.	72 55	
									298	A Jacksonville St.	55 40	
									300	H FIU	77 52	
									328	A Mercer	87 83	
									334	H NJIT	88 67	
									336	H USC Upstate	87 43	
									350	A Florida A&M	88 54	
LAST 10 Division I												
			82	H North Florida	64 70	328	A Mercer	87 83				
			239	H Stetson	57 52	298	A Jacksonville St.	55 40				
			334	H NJIT	88 67	350	A Florida A&M	88 54				
			108	A Liberty	76 85	300	H FIU	77 52				
			162	A North Ala.	65 76	180	H Bethune-Cookman	52 53				

Non-Div I Games: Thomas (GA) 94 36 Johnson (FL) 114 35

Jacksonville

Loss, Non-Conf, S Site, H Home A Away N Neutral



## Jacksonville St.

Through Games Of Jan. 23, 2020

Average RPI Win:	280	WON-LOST	WINNING	LAST 10	STRENGTH OF	OPP. STRENGTH	TEAM	ADJ.	CONF.	ADJ CONF.
Average RPI Loss:	197	RECORD	PCT. RANK	GAMES	SCHEDULE	OF SCHEDULE	RPI	RPI	RPI	RPI
DIV. I ONLY	6- 10	240	4-6	318	308	298	298	20	20	
DIV. I NON-CONF.	2- 7	288	0-3	313	276	336	336	24	24	
TOTALS	RPI 1-25	RPI 26-50	W-L RECORDS	RPI 51-100	RPI 101-150	RPI 150+				
6- 10	0- 0	0- 0	OVERALL	0- 2	0- 1	6- 7				
4- 2	0- 0	0- 0	HOME	0- 0	0- 0	4- 2				
2- 6	0- 0	0- 0	AWAY	0- 2	0- 1	2- 3				
0- 2	0- 0	0- 0	NEUTRAL	0- 0	0- 0	0- 2				
2- 7	0- 0	0- 0	NON-CONFERENCE	0- 2	0- 1	2- 4				
2- 1	0- 0	0- 0	HOME	0- 0	0- 0	2- 1				
0- 4	0- 0	0- 0	AWAY	0- 2	0- 1	0- 1				
0- 2	0- 0	0- 0	NEUTRAL	0- 0	0- 0	0- 2				
4- 3	0- 0	0- 0	CONFERENCE	0- 0	0- 0	4- 3				
2- 1	0- 0	0- 0	HOME	0- 0	0- 0	2- 1				
2- 2	0- 0	0- 0	AWAY	0- 0	0- 0	2- 2				
0- 0	0- 0	0- 0	NEUTRAL	0- 0	0- 0	0- 0				

RPI 1-25				RPI 26-50				RPI 51-100				RPI 101+				Team's RPI: 298	
RPI	S	Opponent	Score	RPI	S	Opponent	Score	RPI	S	Opponent	Score	RPI	S	Opponent	Score		
								65	A	Vanderbilt	66	88	147	A	Auburn	53	62
								70	A	Troy	64	94	166	H	Austin Peay	57	63
													216	H	Murray St.	68	51
													221	N	Northern Ky.	63	66
													231	A	Eastern Ill.	52	55
													236	H	Jacksonville	40	55
													251	H	Lipscomb	65	63
													260	A	Morehead St.	48	67
													269	N	Oakland	55	61
													270	A	Eastern Ky.	43	33
													270	H	Eastern Ky.	68	54
													308	A	Alabama St.	63	68
													325	A	SIUE	53	44
													350	H	Florida A&M	72	67
LAST 10 Division I																	
270	H	Eastern Ky.	68	54	270	A	Eastern Ky.	43	33								
325	A	SIUE	53	44	260	A	Morehead St.	48	67								
231	A	Eastern Ill.	52	55	147	A	Auburn	53	62								
166	H	Austin Peay	57	63	236	H	Jacksonville	40	55								
216	H	Murray St.	68	51	269	N	Oakland	55	61								

Non-Div I Games: Clark Atlanta 75 46 Fort Valley St. 87 65

Jacksonville St.

Loss, Non-Conf, S Site, H Home A Away N Neutral

Average RPI Win:	165	WON-LOST	WINNING	LAST 10	STRENGTH OF	OPP. STRENGTH	TEAM	ADJ.	CONF.	ADJ CONF.
Average RPI Loss:	73	RECORD	PCT. RANK	GAMES	SCHEDULE	OF SCHEDULE	RPI	RPI	RPI	RPI
DIV. I ONLY	13- 3	29	8-2	131	64	39	39	14	14	
DIV. I NON-CONF.	9- 2	38	4-1	135	11	39	39	14	14	
TOTALS	RPI 1-25	RPI 26-50	W-L RECORDS	RPI 51-100	RPI 101-150	RPI 150+				
13- 3	0- 1	1- 1	OVERALL	2- 0	3- 0	7- 1				
7- 1	0- 1	1- 0	HOME	0- 0	3- 0	3- 0				
5- 2	0- 0	0- 1	AWAY	1- 0	0- 0	4- 1				
1- 0	0- 0	0- 0	NEUTRAL	1- 0	0- 0	0- 0				
9- 2	0- 1	1- 1	NON-CONFERENCE	2- 0	2- 0	4- 0				
5- 1	0- 1	1- 0	HOME	0- 0	2- 0	2- 0				
3- 1	0- 0	0- 1	AWAY	1- 0	0- 0	2- 0				
1- 0	0- 0	0- 0	NEUTRAL	1- 0	0- 0	0- 0				
4- 1	0- 0	0- 0	CONFERENCE	0- 0	1- 0	3- 1				
2- 0	0- 0	0- 0	HOME	0- 0	1- 0	1- 0				
2- 1	0- 0	0- 0	AWAY	0- 0	0- 0	2- 1				
0- 0	0- 0	0- 0	NEUTRAL	0- 0	0- 0	0- 0				

RPI 1-25				RPI 26-50				Team's RPI: 39				RPI 51-100				RPI 101+			
RPI	S	Opponent	Score	RPI	S	Opponent	Score	RPI	S	Opponent	Score	RPI	S	Opponent	Score	RPI	S	Opponent	Score
16	H	Maryland	68 70	33	A	Virginia	49 55	61	N	UCF	46 43	107	H	Elon	61 48				
				48	H	St. John's (NY)	76 73	90	A	Villanova	56 52	108	H	Liberty	76 53				
												133	H	Robert Morris	59 32				
												152	A	George Washington	69 50				
												157	H	William & Mary	84 70				
												171	A	Towson	75 76				
												242	A	Georgetown	66 59				
												247	A	UNCW	66 58				
												248	A	Col. of Charleston	87 53				
												264	H	Delaware St.	83 64				
												287	H	Longwood	93 53				
LAST 10 Division I																			
248	A	Col. of Charleston	87 53	133	H	Robert Morris	59 32												
247	A	UNCW	66 58	152	A	George Washington	69 50												
171	A	Towson	75 76	264	H	Delaware St.	83 64												
107	H	Elon	61 48	61	N	UCF	46 43												
157	H	William & Mary	84 70	33	A	Virginia	49 55												

Non-Div I Games:

James Madison

■ Loss, 
■ Non-Conf, S Site, 
■ Home 
■ Away 
N Neutral

Kansas

Through Games Of Jan. 23, 2020

Average RPI Win:	218	WON-LOST	WINNING	LAST 10	STRENGTH OF	OPP. STRENGTH	TEAM	ADJ.	CONF.	ADJ CONF.
Average RPI Loss:	31	RECORD	PCT. RANK	GAMES	SCHEDULE	OF SCHEDULE	RPI	RPI	RPI	RPI
DIV. I ONLY	12- 5	61	5-5	94	115	74	74	3	3	
DIV. I NON-CONF.	11- 0	1	4-0	298	235	60	60	4	4	
TOTALS	RPI 1-25	RPI 26-50	W-L RECORDS	RPI 51-100	RPI 101-150	RPI 150+				
12- 5	0- 1	0- 4	OVERALL	0- 0	3- 0	9- 0				
9- 2	0- 1	0- 1	HOME	0- 0	1- 0	8- 0				
2- 3	0- 0	0- 3	AWAY	0- 0	1- 0	1- 0				
1- 0	0- 0	0- 0	NEUTRAL	0- 0	1- 0	0- 0				
11- 0	0- 0	0- 0	NON-CONFERENCE	0- 0	3- 0	8- 0				
8- 0	0- 0	0- 0	HOME	0- 0	1- 0	7- 0				
2- 0	0- 0	0- 0	AWAY	0- 0	1- 0	1- 0				
1- 0	0- 0	0- 0	NEUTRAL	0- 0	1- 0	0- 0				
1- 5	0- 1	0- 4	CONFERENCE	0- 0	0- 0	1- 0				
1- 2	0- 1	0- 1	HOME	0- 0	0- 0	1- 0				
0- 3	0- 0	0- 3	AWAY	0- 0	0- 0	0- 0				
0- 0	0- 0	0- 0	NEUTRAL	0- 0	0- 0	0- 0				

RPI S	Opponent	Score	RPI S	Opponent	Score	RPI S	Opponent	Score	RPI S	Opponent	Score
11	H Baylor	47 90	26	A TCU	59 73				109	A Saint Louis	68 60
			34	A Oklahoma St.	49 67				142	H Florida	76 66
			40	H West Virginia	49 68				144	N Wright St.	74 63
			44	A Texas	77 85				167	H Texas Tech	67 50
									169	H Saint Mary's (CA)	86 81
									175	A Fla. Atlantic	90 60
									233	H UMass Lowell	79 44
									272	H Indiana St.	84 72
									276	H Omaha	63 48
									283	H Texas St.	68 48
									299	H Wofford	83 64
									342	H UIC	91 50
LAST 10 Division I											
44	A Texas	77 85	34	A Oklahoma St.	49 67						
167	H Texas Tech	67 50	299	H Wofford	83 64						
11	H Baylor	47 90	109	A Saint Louis	68 60						
26	A TCU	59 73	169	H Saint Mary's (CA)	86 81						
40	H West Virginia	49 68	142	H Florida	76 66						

Non-Div I Games:

Kansas

Loss, Non-Conf, S Site, H Home A Away N Neutral

Average RPI Win:	273	WON-LOST	WINNING	LAST 10	STRENGTH OF	OPP. STRENGTH	TEAM	ADJ.	CONF.	ADJ CONF.
Average RPI Loss:	66	RECORD	PCT. RANK	GAMES	SCHEDULE	OF SCHEDULE	RPI	RPI	RPI	RPI
DIV. I ONLY	7- 9	207	4-6	84	133	176	176	3	3	
DIV. I NON-CONF.	6- 5	151	3-2	209	238	195	195	4	4	
TOTALS	RPI 1-25	RPI 26-50	W-L RECORDS	RPI 51-100	RPI 101-150	RPI 150+				
7- 9	0- 1	0- 4	OVERALL	0- 2	0- 1	7- 1				
5- 4	0- 0	0- 3	HOME	0- 0	0- 1	5- 0				
2- 3	0- 1	0- 1	AWAY	0- 1	0- 0	2- 0				
0- 2	0- 0	0- 0	NEUTRAL	0- 1	0- 0	0- 1				
6- 5	0- 1	0- 1	NON-CONFERENCE	0- 1	0- 1	6- 1				
5- 1	0- 0	0- 0	HOME	0- 0	0- 1	5- 0				
1- 2	0- 1	0- 1	AWAY	0- 0	0- 0	1- 0				
0- 2	0- 0	0- 0	NEUTRAL	0- 1	0- 0	0- 1				
1- 4	0- 0	0- 3	CONFERENCE	0- 1	0- 0	1- 0				
0- 3	0- 0	0- 3	HOME	0- 0	0- 0	0- 0				
1- 1	0- 0	0- 0	AWAY	0- 1	0- 0	1- 0				
0- 0	0- 0	0- 0	NEUTRAL	0- 0	0- 0	0- 0				

RPI 1-25				RPI 26-50				RPI 51-100				RPI 101+ Team's RPI: 176			
RPI	S	Opponent	Score	RPI	S	Opponent	Score	RPI	S	Opponent	Score	RPI	S	Opponent	Score
7	A	Oregon	51 89	34	H	Oklahoma St.	63 70	63	A	Iowa St.	59 73	104	H	UT Arlington	53 57
				40	H	West Virginia	63 74	91	N	Michigan St.	60 65	164	N	Memphis	68 72
				44	H	Texas	63 71					167	A	Texas Tech	76 72
				47	A	Arkansas	72 81					229	A	UMKC	74 67
												257	H	Oral Roberts	109 69
												276	H	Omaha	73 48
												314	H	Incarnate Word	85 41
												327	H	UTRGV	79 66
												342	H	UIC	84 40
LAST 10 Division I															
				63	A	Iowa St.	59 73	327	H	UTRGV	79 66				
				44	H	Texas	63 71	7	A	Oregon	51 89				
				34	H	Oklahoma St.	63 70	229	A	UMKC	74 67				
				167	A	Texas Tech	76 72	47	A	Arkansas	72 81				
				40	H	West Virginia	63 74	314	H	Incarnate Word	85 41				

Non-Div I Games:

Kansas St.

■ Loss, 
■ Non-Conf, 
■ S Site, 
■ H Home 
■ A Away 
N Neutral

Kennesaw St.

Through Games Of Jan. 23, 2020

Average RPI Win:	278	WON-LOST	WINNING	LAST 10	STRENGTH OF	OPP. STRENGTH	TEAM	ADJ.	CONF.	ADJ CONF.
Average RPI Loss:	121	RECORD	PCT. RANK	GAMES	SCHEDULE	OF SCHEDULE	RPI	RPI	RPI	RPI
DIV. I ONLY	7- 8	197	3-7	303	141	223	223	16	16	
DIV. I NON-CONF.	5- 5	164	1-4	282	201	198	198	16	16	
TOTALS	RPI 1-25	RPI 26-50	W-L RECORDS	RPI 51-100	RPI 101-150	RPI 150+				
7- 8	0- 0	0- 2	OVERALL	0- 2	0- 2	7- 2				
2- 3	0- 0	0- 1	HOME	0- 1	0- 0	2- 1				
4- 5	0- 0	0- 1	AWAY	0- 1	0- 2	4- 1				
1- 0	0- 0	0- 0	NEUTRAL	0- 0	0- 0	1- 0				
5- 5	0- 0	0- 1	NON-CONFERENCE	0- 1	0- 2	5- 1				
2- 1	0- 0	0- 1	HOME	0- 0	0- 0	2- 0				
2- 4	0- 0	0- 0	AWAY	0- 1	0- 2	2- 1				
1- 0	0- 0	0- 0	NEUTRAL	0- 0	0- 0	1- 0				
2- 3	0- 0	0- 1	CONFERENCE	0- 1	0- 0	2- 1				
0- 2	0- 0	0- 0	HOME	0- 1	0- 0	0- 1				
2- 1	0- 0	0- 1	AWAY	0- 0	0- 0	2- 0				
0- 0	0- 0	0- 0	NEUTRAL	0- 0	0- 0	0- 0				

RPI S	Opponent	Score	RPI S	Opponent	Score	RPI S	Opponent	Score	RPI S	Opponent	Score	Team's RPI: 223
30	A FGCU	63 80	46	H Georgia Tech	47 63	68	A Georgia	65 80	105	A Duquesne	72 75	
						82	H North Florida	55 64	137	A Campbell	51 63	
									165	H Samford	60 55	
									239	H Stetson	61 67	
									247	A UNCW	58 56	
									251	A Lipscomb	74 66	
									263	A Navy	62 82	
									296	A Ga. Southern	95 69	
									323	N UMBC	59 44	
									328	H Mercer	92 64	
									334	A NJIT	77 64	
LAST 10 Division I												
30	A FGCU	63 80	105	A Duquesne	72 75							
334	A NJIT	77 64	46	H Georgia Tech	47 63							
251	A Lipscomb	74 66	323	N UMBC	59 44							
82	H North Florida	55 64	263	A Navy	62 82							
239	H Stetson	61 67	137	A Campbell	51 63							

Non-Div I Games: Middle Ga. St. 88 49

Kennesaw St.

Loss, Non-Conf, S Site, H Home A Away N Neutral

Average RPI Win:	205	WON-LOST	WINNING	LAST 10	STRENGTH OF	OPP. STRENGTH	TEAM	ADJ.	CONF.	ADJ CONF.
Average RPI Loss:	70	RECORD	PCT. RANK	GAMES	SCHEDULE	OF SCHEDULE	RPI	RPI	RPI	RPI
DIV. I ONLY	9- 6	114	6-4	149	98	110	110	10	10	
DIV. I NON-CONF.	6- 4	123	3-2	126	98	104	104	10	10	
TOTALS	RPI 1-25	RPI 26-50	W-L RECORDS	RPI 51-100	RPI 101-150	RPI 150+				
9- 6	0- 1	0- 1	OVERALL	0- 3	3- 0	6- 1				
3- 2	0- 0	0- 1	HOME	0- 0	2- 0	1- 1				
4- 2	0- 1	0- 0	AWAY	0- 1	1- 0	3- 0				
2- 2	0- 0	0- 0	NEUTRAL	0- 2	0- 0	2- 0				
6- 4	0- 1	0- 1	NON-CONFERENCE	0- 2	2- 0	4- 0				
2- 1	0- 0	0- 1	HOME	0- 0	1- 0	1- 0				
2- 1	0- 1	0- 0	AWAY	0- 0	1- 0	1- 0				
2- 2	0- 0	0- 0	NEUTRAL	0- 2	0- 0	2- 0				
3- 2	0- 0	0- 0	CONFERENCE	0- 1	1- 0	2- 1				
1- 1	0- 0	0- 0	HOME	0- 0	1- 0	0- 1				
2- 1	0- 0	0- 0	AWAY	0- 1	0- 0	2- 0				
0- 0	0- 0	0- 0	NEUTRAL	0- 0	0- 0	0- 0				

RPI 1-25				RPI 26-50				RPI 51-100				RPI 101+ Team's RPI: 110			
RPI	S	Opponent	Score	RPI	S	Opponent	Score	RPI	S	Opponent	Score	RPI	S	Opponent	Score
25	A	Purdue	64 77	29	H	Ohio St.	65 75	54	N	Michigan	53 88	105	A	Duquesne	77 75
								64	A	Ball St.	62 66	133	H	Robert Morris	82 81
								70	N	Troy	64 71	141	H	Western Mich.	75 63
												163	A	Youngstown St.	82 73
												179	H	Eastern Mich.	69 74
												194	A	Northern Ill.	79 71
												195	A	Miami (OH)	78 75
												290	H	St. Bonaventure	81 58
												296	N	Ga. Southern	62 48
												331	N	Purdue Fort Wayne	75 67
LAST 10 Division I															
195	A	Miami (OH)	78 75	70	N	Troy	64 71	296	N	Ga. Southern	62 48				
194	A	Northern Ill.	79 71	25	A	Purdue	64 77	290	H	St. Bonaventure	81 58				
141	H	Western Mich.	75 63	133	H	Robert Morris	82 81								
179	H	Eastern Mich.	69 74												
64	A	Ball St.	62 66												

Non-Div I Games: Hiram

92 36

Kent St.

## Kentucky

Through Games Of Jan. 23, 2020

Average RPI Win: 146		WON-LOST	WINNING	LAST 10	STRENGTH OF	OPP. STRENGTH	TEAM	ADJ.	CONF.	ADJ CONF.
Average RPI Loss: 9		RECORD	PCT. RANK	GAMES	SCHEDULE	OF SCHEDULE	RPI	RPI	RPI	RPI
DIV. I ONLY		15- 3	24	7-3	44	38	20	20	4	4
DIV. I NON-CONF.		11- 1	13	3-1	185	41	44	44	5	5
TOTALS		RPI 1-25	RPI 26-50		W-L RECORDS		RPI 51-100	RPI 101-150	RPI 150+	
15- 3	1- 3	1- 0		OVERALL		4- 0	2- 0	7- 0		
10- 1	1- 1	0- 0		HOME		2- 0	0- 0	7- 0		
5- 2	0- 2	1- 0		AWAY		2- 0	2- 0	0- 0		
0- 0	0- 0	0- 0		NEUTRAL		0- 0	0- 0	0- 0		
11- 1	0- 1	1- 0		NON-CONFERENCE		2- 0	1- 0	7- 0		
8- 1	0- 1	0- 0		HOME		1- 0	0- 0	7- 0		
3- 0	0- 0	1- 0		AWAY		1- 0	1- 0	0- 0		
0- 0	0- 0	0- 0		NEUTRAL		0- 0	0- 0	0- 0		
4- 2	1- 2	0- 0		CONFERENCE		2- 0	1- 0	0- 0		
2- 0	1- 0	0- 0		HOME		1- 0	0- 0	0- 0		
2- 2	0- 2	0- 0		AWAY		1- 0	1- 0	0- 0		
0- 0	0- 0	0- 0		NEUTRAL		0- 0	0- 0	0- 0		

RPI	S	Opponent	Score	RPI	S	Opponent	Score	RPI	S	Opponent	Score	RPI	S	Opponent	Score
1	A	South Carolina	72 99	33	A	Virginia	50 47	58	H	Tennessee	80 76	103	A	California	63 61
2	H	Louisville	66 67					59	A	Middle Tenn.	67 52	142	A	Florida	65 45
17	H	Texas A&M	76 54					69	A	Alabama	81 71	165	H	Samford	79 49
24	A	LSU	59 65					71	H	Charlotte	86 39	166	H	Austin Peay	81 52
												212	H	Mt. St. Mary's	67 44
												239	H	Stetson	67 48
												252	H	Winthrop	91 36
												260	H	Morehead St.	79 54
												339	H	Grambling	81 35
LAST 10 Division I															
24	A	LSU	59 65	1	A	South Carolina	72 99								
17	H	Texas A&M	76 54	103	A	California	63 61								
142	A	Florida	65 45	2	H	Louisville	66 67								
69	A	Alabama	81 71	252	H	Winthrop	91 36								
58	H	Tennessee	80 76	165	H	Samford	79 49								

Non-Div I Games:

Kentucky

■ Loss, 
 ■ Non-Conf, S Site, 
 ■ Home 
 ■ Away 
 N Neutral

Average RPI Win: 332		WON-LOST	WINNING	LAST 10	STRENGTH OF	OPP. STRENGTH	TEAM	ADJ.	CONF.	ADJ CONF.
Average RPI Loss: 245		RECORD	PCT. RANK	GAMES	SCHEDULE	OF SCHEDULE	RPI	RPI	RPI	RPI
DIV. I ONLY		3- 14	318	2-8	328	350	348	348	29	29
DIV. I NON-CONF.		1- 10	329	0-4	257	351	342	342	30	30
TOTALS		RPI 1-25	RPI 26-50	W-L RECORDS	RPI 51-100	RPI 101-150	RPI 150+			
3- 14	0- 0		0- 0	OVERALL	0- 1	0- 1	3- 12			
3- 6	0- 0		0- 0	HOME	0- 1	0- 0	3- 5			
0- 8	0- 0		0- 0	AWAY	0- 0	0- 1	0- 7			
0- 0	0- 0		0- 0	NEUTRAL	0- 0	0- 0	0- 0			
1- 10	0- 0		0- 0	NON-CONFERENCE	0- 1	0- 1	1- 8			
1- 6	0- 0		0- 0	HOME	0- 1	0- 0	1- 5			
0- 4	0- 0		0- 0	AWAY	0- 0	0- 1	0- 3			
0- 0	0- 0		0- 0	NEUTRAL	0- 0	0- 0	0- 0			
2- 4	0- 0		0- 0	CONFERENCE	0- 0	0- 0	2- 4			
2- 0	0- 0		0- 0	HOME	0- 0	0- 0	2- 0			
0- 4	0- 0		0- 0	AWAY	0- 0	0- 0	0- 4			
0- 0	0- 0		0- 0	NEUTRAL	0- 0	0- 0	0- 0			

RPI 1-25				RPI 26-50				RPI 51-100				RPI 101+				Team's RPI: 348	
RPI	S	Opponent	Score	RPI	S	Opponent	Score	RPI	S	Opponent	Score	RPI	S	Opponent	Score		
								95	H	Stony Brook	49	80	138	A	Rhode Island	56	79
												185	H	Cleveland St.	49	79	
												212	A	Mt. St. Mary's	57	75	
												225	A	Lafayette	60	65	
												233	A	UMass Lowell	56	65	
												235	H	Fairfield	51	53	
												274	A	Wagner	61	63	
												277	H	Vermont	62	73	
												281	A	Army West Point	60	67	
												306	A	St. Francis Brooklyn	63	88	
												311	H	N.C. Central	59	61	
												312	H	Hofstra	85	46	
												321	A	Bryant	53	57	
												338	H	Fairleigh Dickinson	68	63	
												341	H	Saint Peter's	74	89	
												345	H	Central Conn. St.	63	61	
EAST 10 Division I																	
				274	A	Wagner	61	63	212	A	Mt. St. Mary's	57	75				
				321	A	Bryant	53	57	311	H	N.C. Central	59	61				
				345	H	Central Conn. St.	63	61	277	H	Vermont	62	73				
				338	H	Fairleigh Dickinson	68	63	233	A	UMass Lowell	56	65				
				306	A	St. Francis Brooklyn	63	88	281	A	Army West Point	60	67				

Non-Div I Games:

LIU Brooklyn

Loss, Non-Conf, S Site, H Home A Away N Neutral



Average RPI Win: <b>214</b>	WON-LOST	WINNING	LAST 10	STRENGTH OF	OPP. STRENGTH	TEAM	ADJ.	CONF.	ADJ CONF.
Average RPI Loss: <b>147</b>	RECORD	PCT. RANK	GAMES	SCHEDULE	OF SCHEDULE	RPI	RPI	RPI	RPI
DIV. I ONLY	6- 14	274	4-6	191	126	259	259	11	11
DIV. I NON-CONF.	3- 9	279	1-1	205	181	282	282	11	11
TOTALS	RPI 1-25	RPI 26-50	W-L RECORDS	RPI 51-100	RPI 101-150	RPI 150+			
6- 14	0- 1	0- 1	OVERALL	0- 2	0- 4	6- 6			
3- 6	0- 0	0- 1	HOME	0- 1	0- 1	3- 3			
3- 6	0- 1	0- 0	AWAY	0- 0	0- 2	3- 3			
0- 2	0- 0	0- 0	NEUTRAL	0- 1	0- 1	0- 0			
3- 9	0- 1	0- 1	NON-CONFERENCE	0- 1	0- 1	3- 5			
1- 4	0- 0	0- 1	HOME	0- 0	0- 0	1- 3			
2- 3	0- 1	0- 0	AWAY	0- 0	0- 0	2- 2			
0- 2	0- 0	0- 0	NEUTRAL	0- 1	0- 1	0- 0			
3- 5	0- 0	0- 0	CONFERENCE	0- 1	0- 3	3- 1			
2- 2	0- 0	0- 0	HOME	0- 1	0- 1	2- 0			
1- 3	0- 0	0- 0	AWAY	0- 0	0- 2	1- 1			
0- 0	0- 0	0- 0	NEUTRAL	0- 0	0- 0	0- 0			

RPI	S	Opponent	Score	RPI	S	Opponent	Score	RPI	S	Opponent	Score	RPI	S	Opponent	Score	Team's RPI: 259
8	A	UCLA	52 <b>74</b>	45	H	Yale	65 <b>81</b>	64	N	Ball St.	72 <b>77</b>	115	N	Providence	45 <b>48</b>	
								66	H	BYU	44 <b>59</b>	117	A	Pacific	67 <b>76</b>	
												128	A	Portland	49 <b>74</b>	
												146	H	San Diego	59 <b>67</b>	
												169	A	Saint Mary's (CA)	70 <b>86</b>	
												170	H	Santa Clara	75 59	
												182	A	New Mexico	73 72	
												200	H	Hawaii	65 51	
												205	A	Tulsa	56 <b>75</b>	
												222	H	Cal St. Fullerton	74 <b>79</b>	
												226	H	San Francisco	76 69	
												240	A	Pepperdine	84 77	
												242	H	Georgetown	53 <b>64</b>	
												250	H	CSUN	54 <b>56</b>	
												265	A	Long Beach St.	70 57	
												286	A	UC Irvine	65 <b>80</b>	
LAST 10 Division I																
128	A	Portland	49 <b>74</b>	117	A	Pacific	67 <b>76</b>									
240	A	Pepperdine	84 77	146	H	San Diego	59 <b>67</b>									
170	H	Santa Clara	75 59	66	H	BYU	44 <b>59</b>									
226	H	San Francisco	76 69	115	N	Providence	45 <b>48</b>									
169	A	Saint Mary's (CA)	70 <b>86</b>	182	A	New Mexico	73 72									

Non-Div I Games: Cal St. San B'dino 94 46

LMU (CA)

■ Loss, 
 ■ Non-Conf, S Site, 
 ■ Home 
 ■ Away 
 N Neutral

Average RPI Win:	146	WON-LOST	WINNING	LAST 10	STRENGTH OF	OPP. STRENGTH	TEAM	ADJ.	CONF.	ADJ CONF.
Average RPI Loss:	53	RECORD	PCT. RANK	GAMES	SCHEDULE	OF SCHEDULE	RPI	RPI	RPI	RPI
DIV. I ONLY	14- 4	39	7-3	51	24	24	24	4	4	
DIV. I NON-CONF.	10- 2	30	3-1	88	57	31	31	5	5	
TOTALS	RPI 1-25	RPI 26-50	W-L RECORDS	RPI 51-100	RPI 101-150	RPI 150+				
14- 4	2- 2	2- 1	OVERALL	2- 0	2- 1	6- 0				
8- 1	1- 1	1- 0	HOME	1- 0	1- 0	4- 0				
4- 3	1- 1	1- 1	AWAY	0- 0	1- 1	1- 0				
2- 0	0- 0	0- 0	NEUTRAL	1- 0	0- 0	1- 0				
10- 2	0- 1	2- 1	NON-CONFERENCE	1- 0	2- 0	5- 0				
5- 1	0- 1	1- 0	HOME	0- 0	1- 0	3- 0				
3- 1	0- 0	1- 1	AWAY	0- 0	1- 0	1- 0				
2- 0	0- 0	0- 0	NEUTRAL	1- 0	0- 0	1- 0				
4- 2	2- 1	0- 0	CONFERENCE	1- 0	0- 1	1- 0				
3- 0	1- 0	0- 0	HOME	1- 0	0- 0	1- 0				
1- 2	1- 1	0- 0	AWAY	0- 0	0- 1	0- 0				
0- 0	0- 0	0- 0	NEUTRAL	0- 0	0- 0	0- 0				

RPI	S	Opponent	Score	RPI	S	Opponent	Score	RPI	S	Opponent	Score	RPI	S	Opponent	Score
12	A	Mississippi St.	60 64	30	A	FGCU	74 63	69	H	Alabama	71 60	126	A	Tulane	59 54
17	A	Texas A&M	57 54	32	A	Oklahoma	68 90	91	N	Michigan St.	58 56	140	H	New Orleans	83 49
18	H	Florida St.	62 70	38	H	Rutgers	64 58					150	A	Missouri	65 69
20	H	Kentucky	65 59									164	N	Memphis	89 58
												188	A	Little Rock	65 50
												245	H	Southeastern La.	62 52
												279	H	Ole Miss	52 44
												292	H	Nicholls St.	63 32
												350	H	Florida A&M	73 45
LAST 10 Division I															
20	H	Kentucky	65 59	69	H	Alabama	71 60								
12	A	Mississippi St.	60 64	350	H	Florida A&M	73 45								
279	H	Ole Miss	52 44	30	A	FGCU	74 63								
17	A	Texas A&M	57 54	32	A	Oklahoma	68 90								
150	A	Missouri	65 69	292	H	Nicholls St.	63 32								

Non-Div I Games:

LSU

Average RPI Win:	242	WON-LOST	WINNING	LAST 10	STRENGTH OF	OPP. STRENGTH	TEAM	ADJ.	CONF.	ADJ CONF.
Average RPI Loss:	118	RECORD	PCT. RANK	GAMES	SCHEDULE	OF SCHEDULE	RPI	RPI	RPI	RPI
DIV. I ONLY	7- 12	247	1-9	130	195	206	206	12	12	
DIV. I NON-CONF.	6- 7	182	0-4	146	259	175	175	12	12	
TOTALS	RPI 1-25	RPI 26-50	W-L RECORDS	RPI 51-100	RPI 101-150	RPI 150+				
7- 12	0- 0	0- 1	OVERALL	0- 4	1- 6	6- 1				
3- 6	0- 0	0- 1	HOME	0- 2	1- 3	2- 0				
3- 6	0- 0	0- 0	AWAY	0- 2	0- 3	3- 1				
1- 0	0- 0	0- 0	NEUTRAL	0- 0	0- 0	1- 0				
6- 7	0- 0	0- 1	NON-CONFERENCE	0- 3	1- 2	5- 1				
2- 4	0- 0	0- 1	HOME	0- 1	1- 2	1- 0				
3- 3	0- 0	0- 0	AWAY	0- 2	0- 0	3- 1				
1- 0	0- 0	0- 0	NEUTRAL	0- 0	0- 0	1- 0				
1- 5	0- 0	0- 0	CONFERENCE	0- 1	0- 4	1- 0				
1- 2	0- 0	0- 0	HOME	0- 1	0- 1	1- 0				
0- 3	0- 0	0- 0	AWAY	0- 0	0- 3	0- 0				
0- 0	0- 0	0- 0	NEUTRAL	0- 0	0- 0	0- 0				

RPI 1-25				RPI 26-50				RPI 51-100				RPI 101+				Team's RPI: 206	
RPI	S	Opponent	Score	RPI	S	Opponent	Score	RPI	S	Opponent	Score	RPI	S	Opponent	Score		
				49	H	Temple	69 72	87	H	Dayton	58 98	105	A	Duquesne	56 82		
								90	H	Villanova	69 77	109	H	Saint Louis	61 77		
								93	A	Drexel	31 69	123	H	Penn	49 65		
								97	A	Rider	43 70	130	A	Richmond	61 63		
												133	H	Robert Morris	68 71		
												134	A	Massachusetts	62 76		
												139	H	Harvard	75 69		
												174	A	Norfolk St.	55 52		
												189	A	Penn St.	69 67		
												237	A	Howard	78 62		
												263	A	Navy	46 61		
												290	H	St. Bonaventure	67 61		
												323	N	UMBC	74 58		
												343	H	Coppin St.	79 46		
LAST 10 Division I																	
130	A	Richmond	61 63	87	H	Dayton	58 98										
290	H	St. Bonaventure	67 61	49	H	Temple	69 72										
134	A	Massachusetts	62 76	90	H	Villanova	69 77										
105	A	Duquesne	56 82	93	A	Drexel	31 69										
109	H	Saint Louis	61 77	97	A	Rider	43 70										

Non-Div I Games:

La Salle

■ Loss, 
 ■ Non-Conf, 
 ■ S Site, 
 ■ H Home 
 ■ A Away 
 N Neutral

## La.-Monroe

Through Games Of Jan. 23, 2020

Average RPI Win:	324	WON-LOST	WINNING	LAST 10	STRENGTH OF	OPP. STRENGTH	TEAM	ADJ.	CONF.	ADJ CONF.
Average RPI Loss:	228	RECORD	PCT. RANK	GAMES	SCHEDULE	OF SCHEDULE	RPI	RPI	RPI	RPI
DIV. I ONLY	3- 15	321	2-8	343	319	346	346	22	22	
DIV. I NON-CONF.	2- 9	304	1-2	346	341	351	351	21	21	
TOTALS	RPI 1-25	RPI 26-50	W-L RECORDS	RPI 51-100	RPI 101-150	RPI 150+				
3- 15	0- 0	0- 0	OVERALL	0- 1	0- 2	3- 12				
2- 5	0- 0	0- 0	HOME	0- 1	0- 0	2- 4				
1- 10	0- 0	0- 0	AWAY	0- 0	0- 2	1- 8				
0- 0	0- 0	0- 0	NEUTRAL	0- 0	0- 0	0- 0				
2- 9	0- 0	0- 0	NON-CONFERENCE	0- 0	0- 1	2- 8				
2- 3	0- 0	0- 0	HOME	0- 0	0- 0	2- 3				
0- 6	0- 0	0- 0	AWAY	0- 0	0- 1	0- 5				
0- 0	0- 0	0- 0	NEUTRAL	0- 0	0- 0	0- 0				
1- 6	0- 0	0- 0	CONFERENCE	0- 1	0- 1	1- 4				
0- 2	0- 0	0- 0	HOME	0- 1	0- 0	0- 1				
1- 4	0- 0	0- 0	AWAY	0- 0	0- 1	1- 3				
0- 0	0- 0	0- 0	NEUTRAL	0- 0	0- 0	0- 0				

RPI S	Opponent	Score	RPI S	Opponent	Score	RPI S	Opponent	Score	RPI S	Opponent	Score	Team's RPI: 346
						70	H Troy	65 72	104	A UT Arlington	34 72	
									145	A Tennessee Tech	68 75	
									167	A Texas Tech	38 83	
									188	H Little Rock	50 70	
									190	H Southern Miss.	42 57	
									230	A North Texas	51 63	
									245	H Southeastern La.	52 65	
									254	A South Alabama	63 72	
									279	A Ole Miss	42 66	
									283	A Texas St.	58 55	
									292	A Nicholls St.	59 74	
									296	A Ga. Southern	47 64	
									316	H Houston Baptist	65 72	
									317	A Georgia St.	52 68	
									324	A McNeese	69 72	
									337	H Northwestern St.	63 54	
									351	H Mississippi Val.	74 66	
LAST 10 Division I												
			188	H Little Rock	50 70		317	A Georgia St.	52 68			
			104	A UT Arlington	34 72		296	A Ga. Southern	47 64			
			283	A Texas St.	58 55		351	H Mississippi Val.	74 66			
			254	A South Alabama	63 72		167	A Texas Tech	38 83			
			70	H Troy	65 72		230	A North Texas	51 63			

Non-Div I Games:

La.-Monroe

■ Loss, 
 ■ Non-Conf, 
 ■ S Site, 
 ■ H Home 
 ■ A Away 
 N Neutral

## Lafayette

Through Games Of Jan. 23, 2020

Average RPI Win:	283	WON-LOST	WINNING	LAST 10	STRENGTH OF	OPP. STRENGTH	TEAM	ADJ.	CONF.	ADJ CONF.
Average RPI Loss:	141	RECORD	PCT. RANK	GAMES	SCHEDULE	OF SCHEDULE	RPI	RPI	RPI	RPI
DIV. I ONLY	8- 9	192	4-6	243	287	225	225	15	15	
DIV. I NON-CONF.	4- 6	212	0-3	279	335	294	294	15	15	
TOTALS	RPI 1-25	RPI 26-50	W-L RECORDS	RPI 51-100	RPI 101-150	RPI 150+				
8- 9	0- 0	0- 1	OVERALL	0- 3	0- 2	8- 3				
6- 2	0- 0	0- 0	HOME	0- 0	0- 1	6- 1				
2- 7	0- 0	0- 1	AWAY	0- 3	0- 1	2- 2				
0- 0	0- 0	0- 0	NEUTRAL	0- 0	0- 0	0- 0				
4- 6	0- 0	0- 1	NON-CONFERENCE	0- 1	0- 1	4- 3				
3- 2	0- 0	0- 0	HOME	0- 0	0- 1	3- 1				
1- 4	0- 0	0- 1	AWAY	0- 1	0- 0	1- 2				
0- 0	0- 0	0- 0	NEUTRAL	0- 0	0- 0	0- 0				
4- 3	0- 0	0- 0	CONFERENCE	0- 2	0- 1	4- 0				
3- 0	0- 0	0- 0	HOME	0- 0	0- 0	3- 0				
1- 3	0- 0	0- 0	AWAY	0- 2	0- 1	1- 0				
0- 0	0- 0	0- 0	NEUTRAL	0- 0	0- 0	0- 0				

RPI 1-25				RPI 26-50				RPI 51-100				RPI 101+				Team's RPI: 225	
RPI	S	Opponent	Score	RPI	S	Opponent	Score	RPI	S	Opponent	Score	RPI	S	Opponent	Score		
				48	A	St. John's (NY)	44 76	51	A	Bucknell	36 50	105	H	Duquesne	65 73		
								56	A	Seton Hall	50 74	112	A	Holy Cross	56 57		
								92	A	Colgate	52 73	192	A	Binghamton	64 74		
												209	H	Boston U.	59 57		
												219	H	Manhattan	60 53		
												263	H	Navy	79 52		
												281	A	Army West Point	57 52		
												285	H	Loyola Maryland	55 52		
												294	A	Monmouth	44 52		
												319	A	Albany (NY)	54 47		
												323	H	UMBC	58 65		
												338	H	Fairleigh Dickinson	61 29		
												348	H	LIU Brooklyn	65 60		
LAST 10 Division I																	
				281	A	Army West Point	57 52	51	A	Bucknell	36 50						
				263	H	Navy	79 52	209	H	Boston U.	59 57						
				92	A	Colgate	52 73	323	H	UMBC	58 65						
				285	H	Loyola Maryland	55 52	56	A	Seton Hall	50 74						
				112	A	Holy Cross	56 57	294	A	Monmouth	44 52						

Non-Div I Games:

Lafayette

■ Loss, 
 ■ Non-Conf, 
 ■ S Site, 
 ■ H Home 
 ■ A Away 
 N Neutral

## Lamar University

Through Games Of Jan. 23, 2020

Average RPI Win:	268	WON-LOST	WINNING	LAST 10	STRENGTH OF	OPP. STRENGTH	TEAM	ADJ.	CONF.	ADJ CONF.
Average RPI Loss:	138	RECORD	PCT. RANK	GAMES	SCHEDULE	OF SCHEDULE	RPI	RPI	RPI	RPI
DIV. I ONLY	6- 10	240	5-5	163	267	215	215	23	23	
DIV. I NON-CONF.	2- 5	259	1-0	19	162	138	138	22	22	
TOTALS	RPI 1-25	RPI 26-50	W-L RECORDS	RPI 51-100	RPI 101-150	RPI 150+				
6- 10	0- 2	0- 1	OVERALL	0- 1	1- 2	5- 4				
3- 3	0- 0	0- 0	HOME	0- 0	0- 2	3- 1				
2- 7	0- 2	0- 1	AWAY	0- 1	0- 0	2- 3				
1- 0	0- 0	0- 0	NEUTRAL	0- 0	1- 0	0- 0				
2- 5	0- 2	0- 1	NON-CONFERENCE	0- 0	1- 1	1- 1				
1- 1	0- 0	0- 0	HOME	0- 0	0- 1	1- 0				
0- 4	0- 2	0- 1	AWAY	0- 0	0- 0	0- 1				
1- 0	0- 0	0- 0	NEUTRAL	0- 0	1- 0	0- 0				
4- 5	0- 0	0- 0	CONFERENCE	0- 1	0- 1	4- 3				
2- 2	0- 0	0- 0	HOME	0- 0	0- 1	2- 1				
2- 3	0- 0	0- 0	AWAY	0- 1	0- 0	2- 2				
0- 0	0- 0	0- 0	NEUTRAL	0- 0	0- 0	0- 0				

RPI 1-25				RPI 26-50				RPI 51-100				RPI 101+ Team's RPI: 215			
RPI	S	Opponent	Score	RPI	S	Opponent	Score	RPI	S	Opponent	Score	RPI	S	Opponent	Score
11	A	Baylor	28 90	34	A	Oklahoma St.	53 74	88	A	Abilene Christian	72 78	124	N	Idaho	47 44
19	A	NC State	40 81									131	H	Louisiana	63 74
												140	H	New Orleans	57 62
												151	A	A&M-Corpus Christi	39 49
												160	A	Sam Houston St.	47 68
												245	A	Southeastern La.	65 57
												292	A	Nicholls St.	84 78
												293	H	Denver	71 59
												314	H	Incarnate Word	48 67
												316	H	Houston Baptist	60 53
												332	A	Cal Poly	56 57
												337	H	Northwestern St.	61 58
LAST 10 Division I															
314	H	Incarnate Word	48 67	88	A	Abilene Christian	72 78								
151	A	A&M-Corpus Christi	39 49	140	H	New Orleans	57 62								
160	A	Sam Houston St.	47 68	337	H	Northwestern St.	61 58								
316	H	Houston Baptist	60 53	245	A	Southeastern La.	65 57								
292	A	Nicholls St.	84 78	293	H	Denver	71 59								

Non-Div I Games: Howard Payne 96 36 LeTourneau 90 38

Lamar University

Loss, Non-Conf, S Site, H Home A Away N Neutral

Average RPI Win:	230	WON-LOST	WINNING	LAST 10	STRENGTH OF	OPP. STRENGTH	TEAM	ADJ.	CONF.	ADJ CONF.
Average RPI Loss:	82	RECORD	PCT. RANK	GAMES	SCHEDULE	OF SCHEDULE	RPI	RPI	RPI	RPI
DIV. I ONLY	12- 5	61	7-3	231	166	114	114	15	15	
DIV. I NON-CONF.	7- 3	80	2-1	223	199	99	99	15	15	
TOTALS	RPI 1-25	RPI 26-50	W-L RECORDS	RPI 51-100	RPI 101-150	RPI 150+				
12- 5	0- 0	0- 0	OVERALL	1- 3	0- 2	11- 0				
5- 2	0- 0	0- 0	HOME	1- 1	0- 1	4- 0				
7- 1	0- 0	0- 0	AWAY	0- 1	0- 0	7- 0				
0- 2	0- 0	0- 0	NEUTRAL	0- 1	0- 1	0- 0				
7- 3	0- 0	0- 0	NON-CONFERENCE	1- 2	0- 1	6- 0				
3- 0	0- 0	0- 0	HOME	1- 0	0- 0	2- 0				
4- 1	0- 0	0- 0	AWAY	0- 1	0- 0	4- 0				
0- 2	0- 0	0- 0	NEUTRAL	0- 1	0- 1	0- 0				
5- 2	0- 0	0- 0	CONFERENCE	0- 1	0- 1	5- 0				
2- 2	0- 0	0- 0	HOME	0- 1	0- 1	2- 0				
3- 0	0- 0	0- 0	AWAY	0- 0	0- 0	3- 0				
0- 0	0- 0	0- 0	NEUTRAL	0- 0	0- 0	0- 0				

RPI 1-25				RPI 26-50				RPI 51-100				RPI 101+ Team's RPI: 114			
RPI	S	Opponent	Score	RPI	S	Opponent	Score	RPI	S	Opponent	Score	RPI	S	Opponent	Score
								51	H	Bucknell	50 71	112	H	Holy Cross	57 74
								56	H	Seton Hall	75 68	116	N	Fordham	57 59
								64	N	Ball St.	52 54	152	H	George Washington	59 53
								67	A	Minnesota	49 77	168	A	Merrimack	72 68
												196	A	American	64 63
												209	H	Boston U.	51 34
												212	A	Mt. St. Mary's	66 65
												263	A	Navy	60 53
												263	H	Navy	70 40
												264	A	Delaware St.	68 38
												285	A	Loyola Maryland	55 53
												341	A	Saint Peter's	80 71
												345	H	Central Conn. St.	70 51
LAST 10 Division I															
				112	H	Holy Cross	57 74	285	A	Loyola Maryland	55 53				
				51	H	Bucknell	50 71	263	H	Navy	70 40				
				263	A	Navy	60 53	341	A	Saint Peter's	80 71				
				196	A	American	64 63	67	A	Minnesota	49 77				
				209	H	Boston U.	51 34	212	A	Mt. St. Mary's	66 65				

Non-Div I Games: Bloomsburg 91 43

Lehigh

■ Loss, 
 ■ Non-Conf, 
 ■ S Site, 
 ■ H Home 
 ■ A Away 
 N Neutral

Average RPI Win: 218		WON-LOST	WINNING	LAST 10	STRENGTH OF	OPP. STRENGTH	TEAM	ADJ.	CONF.	ADJ CONF.
Average RPI Loss: 102		RECORD	PCT. RANK	GAMES	SCHEDULE	OF SCHEDULE	RPI	RPI	RPI	RPI
DIV. I ONLY		10- 8	150	8-2	81	187	108	108	16	16
DIV. I NON-CONF.		7- 6	161	5-0	75	161	95	95	16	16
TOTALS	RPI 1-25	RPI 26-50		W-L RECORDS		RPI 51-100	RPI 101-150	RPI 150+		
10- 8	0- 1	0- 3		OVERALL		1- 0	0- 1	9- 3		
3- 4	0- 0	0- 0		HOME		0- 0	0- 1	3- 3		
5- 3	0- 0	0- 3		AWAY		0- 0	0- 0	5- 0		
2- 1	0- 1	0- 0		NEUTRAL		1- 0	0- 0	1- 0		
7- 6	0- 1	0- 2		NON-CONFERENCE		1- 0	0- 1	6- 2		
1- 3	0- 0	0- 0		HOME		0- 0	0- 1	1- 2		
4- 2	0- 0	0- 2		AWAY		0- 0	0- 0	4- 0		
2- 1	0- 1	0- 0		NEUTRAL		1- 0	0- 0	1- 0		
3- 2	0- 0	0- 1		CONFERENCE		0- 0	0- 0	3- 1		
2- 1	0- 0	0- 0		HOME		0- 0	0- 0	2- 1		
1- 1	0- 0	0- 1		AWAY		0- 0	0- 0	1- 0		
0- 0	0- 0	0- 0		NEUTRAL		0- 0	0- 0	0- 0		

RPI 1-25				RPI 26-50				RPI 51-100				RPI 101+				Team's RPI: 108	
RPI	S	Opponent	Score	RPI	S	Opponent	Score	RPI	S	Opponent	Score	RPI	S	Opponent	Score		
9	N	Oregon St.	55 68	28	A	Virginia Tech	69 73	76	N	Bradley	75 63	102	H	UNC Greensboro	53 58		
				30	A	FGCU	57 64					162	H	North Ala.	71 76		
				39	A	James Madison	53 76					172	A	Hampton	83 59		
												174	A	Norfolk St.	67 48		
												195	N	Miami (OH)	65 53		
												208	H	Chattanooga	54 71		
												228	A	Saint Francis (PA)	71 52		
												229	A	UMKC	68 44		
												234	H	ETSU	62 63		
												236	H	Jacksonville	85 76		
												251	H	Lipscomb	64 60		
												282	H	East Carolina	81 66		
												334	A	NJIT	67 53		
LAST 10 Division I																	
				251	H	Lipscomb	64 60	229	A	UMKC	68 44						
				162	H	North Ala.	71 76	76	N	Bradley	75 63						
				236	H	Jacksonville	85 76	228	A	Saint Francis (PA)	71 52						
				30	A	FGCU	57 64	172	A	Hampton	83 59						
				334	A	NJIT	67 53	282	H	East Carolina	81 66						

Non-Div I Games:

Liberty

■ Loss, ■ Non-Conf, S Site, H Home A Away N Neutral



Average RPI Win:	282	WON-LOST	WINNING	LAST 10	STRENGTH OF	OPP. STRENGTH	TEAM	ADJ.	CONF.	ADJ CONF.
Average RPI Loss:	135	RECORD	PCT. RANK	GAMES	SCHEDULE	OF SCHEDULE	RPI	RPI	RPI	RPI
DIV. I ONLY	4- 14	304	3-7	105	266	251	251	16	16	
DIV. I NON-CONF.	2- 10	313	1-3	97	290	279	279	16	16	
TOTALS	RPI 1-25	RPI 26-50	W-L RECORDS	RPI 51-100	RPI 101-150	RPI 150+				
4- 14	0- 0	0- 1	OVERALL	0- 6	0- 2	4- 5				
1- 5	0- 0	0- 0	HOME	0- 1	0- 0	1- 4				
3- 7	0- 0	0- 1	AWAY	0- 3	0- 2	3- 1				
0- 2	0- 0	0- 0	NEUTRAL	0- 2	0- 0	0- 0				
2- 10	0- 0	0- 0	NON-CONFERENCE	0- 6	0- 1	2- 3				
1- 3	0- 0	0- 0	HOME	0- 1	0- 0	1- 2				
1- 5	0- 0	0- 0	AWAY	0- 3	0- 1	1- 1				
0- 2	0- 0	0- 0	NEUTRAL	0- 2	0- 0	0- 0				
2- 4	0- 0	0- 1	CONFERENCE	0- 0	0- 1	2- 2				
0- 2	0- 0	0- 0	HOME	0- 0	0- 0	0- 2				
2- 2	0- 0	0- 1	AWAY	0- 0	0- 1	2- 0				
0- 0	0- 0	0- 0	NEUTRAL	0- 0	0- 0	0- 0				

RPI	S	Opponent	Score	RPI	S	Opponent	Score	RPI	S	Opponent	Score	RPI	S	Opponent	Score	Team's RPI: 251
30	A	FGCU	56 82	59	A	Middle Tenn.	49 70	108	A	Liberty	60 64	145	A	Tennessee Tech	58 78	
				77	N	Marist	63 74	216	H	Murray St.	57 67	221	H	Northern Ky.	71 69	
				78	H	Belmont	68 69	223	H	Kennesaw St.	66 74	231	H	Eastern Ill.	56 66	
				81	A	UT Martin	67 83	239	A	Stetson	65 59	298	A	Jacksonville St.	63 65	
				87	A	Dayton	60 82	334	A	NJIT	65 57	335	A	Tennessee St.	74 64	
				97	N	Rider	76 81									
LAST 10 Division I																
334	A	NJIT	65 57	30	A	FGCU	56 82	108	A	Liberty	60 64	145	A	Tennessee Tech	58 78	
223	H	Kennesaw St.	66 74	81	A	UT Martin	67 83	221	H	Northern Ky.	71 69	223	H	Kennesaw St.	66 74	
162	H	North Ala.	72 84	78	H	Belmont	68 69	231	H	Eastern Ill.	56 66	239	A	Stetson	65 59	
239	A	Stetson	65 59	335	A	Tennessee St.	74 64									

Non-Div I Games: Queens (NC) 86 45

Lipscomb

Loss, Non-Conf, S Site, H Home A Away N Neutral

Little Rock

Through Games Of Jan. 23, 2020

Average RPI Win:	271	WON-LOST	WINNING	LAST 10	STRENGTH OF	OPP. STRENGTH	TEAM	ADJ.	CONF.	ADJ CONF.
Average RPI Loss:	92	RECORD	PCT. RANK	GAMES	SCHEDULE	OF SCHEDULE	RPI	RPI	RPI	RPI
DIV. I ONLY	7- 11	234	5-5	100	148	188	188	22	22	
DIV. I NON-CONF.	2- 9	304	0-3	30	39	214	214	21	21	
TOTALS	RPI 1-25	RPI 26-50	W-L RECORDS	RPI 51-100	RPI 101-150	RPI 150+				
7- 11	0- 3	0- 2	OVERALL	0- 1	0- 2	7- 3				
5- 4	0- 1	0- 0	HOME	0- 0	0- 1	5- 2				
2- 7	0- 2	0- 2	AWAY	0- 1	0- 1	2- 1				
0- 0	0- 0	0- 0	NEUTRAL	0- 0	0- 0	0- 0				
2- 9	0- 3	0- 2	NON-CONFERENCE	0- 1	0- 0	2- 3				
2- 3	0- 1	0- 0	HOME	0- 0	0- 0	2- 2				
0- 6	0- 2	0- 2	AWAY	0- 1	0- 0	0- 1				
0- 0	0- 0	0- 0	NEUTRAL	0- 0	0- 0	0- 0				
5- 2	0- 0	0- 0	CONFERENCE	0- 0	0- 2	5- 0				
3- 1	0- 0	0- 0	HOME	0- 0	0- 1	3- 0				
2- 1	0- 0	0- 0	AWAY	0- 0	0- 1	2- 0				
0- 0	0- 0	0- 0	NEUTRAL	0- 0	0- 0	0- 0				

RPI 1-25				RPI 26-50				RPI 51-100				RPI 101+ Team's RPI: 188			
RPI	S	Opponent	Score	RPI	S	Opponent	Score	RPI	S	Opponent	Score	RPI	S	Opponent	Score
12	A	Mississippi St.	50 89	31	A	Western Ky.	58 77	99	A	Rice	40 66	101	H	Coastal Caro.	48 68
17	A	Texas A&M	35 78	47	A	Arkansas	53 86					104	A	UT Arlington	58 65
24	H	LSU	50 65									164	H	Memphis	50 68
												175	A	Fla. Atlantic	72 79
												205	H	Tulsa	63 51
												211	H	Central Ark.	63 48
												238	H	Louisiana Tech	38 43
												241	H	Arkansas St.	67 58
												283	A	Texas St.	78 66
												296	H	Ga. Southern	58 46
												317	H	Georgia St.	66 46
												346	A	La.-Monroe	70 50
LAST 10 Division I															
346	A	La.-Monroe	70 50	104	A	UT Arlington	58 65								
241	H	Arkansas St.	67 58	283	A	Texas St.	78 66								
101	H	Coastal Caro.	48 68	12	A	Mississippi St.	50 89								
317	H	Georgia St.	66 46	47	A	Arkansas	53 86								
296	H	Ga. Southern	58 46	164	H	Memphis	50 68								

Non-Div I Games:

Little Rock

Average RPI Win:	255	WON-LOST	WINNING	LAST 10	STRENGTH OF	OPP. STRENGTH	TEAM	ADJ.	CONF.	ADJ CONF.
Average RPI Loss:	179	RECORD	PCT. RANK	GAMES	SCHEDULE	OF SCHEDULE	RPI	RPI	RPI	RPI
DIV. I ONLY	7- 10	218	5-5	293	175	265	265	27	27	
DIV. I NON-CONF.	4- 8	235	2-3	293	123	286	286	26	26	
TOTALS	RPI 1-25	RPI 26-50	W-L RECORDS	RPI 51-100	RPI 101-150	RPI 150+				
7- 10	0- 2	0- 0	OVERALL	0- 1	0- 1	7- 6				
4- 3	0- 1	0- 0	HOME	0- 0	0- 0	4- 2				
1- 7	0- 1	0- 0	AWAY	0- 1	0- 1	1- 4				
2- 0	0- 0	0- 0	NEUTRAL	0- 0	0- 0	2- 0				
4- 8	0- 2	0- 0	NON-CONFERENCE	0- 1	0- 1	4- 4				
1- 3	0- 1	0- 0	HOME	0- 0	0- 0	1- 2				
1- 5	0- 1	0- 0	AWAY	0- 1	0- 1	1- 2				
2- 0	0- 0	0- 0	NEUTRAL	0- 0	0- 0	2- 0				
3- 2	0- 0	0- 0	CONFERENCE	0- 0	0- 0	3- 2				
3- 0	0- 0	0- 0	HOME	0- 0	0- 0	3- 0				
0- 2	0- 0	0- 0	AWAY	0- 0	0- 0	0- 2				
0- 0	0- 0	0- 0	NEUTRAL	0- 0	0- 0	0- 0				

RPI 1-25				RPI 26-50				RPI 51-100				RPI 101+ Team's RPI: 265			
RPI	S	Opponent	Score	RPI	S	Opponent	Score	RPI	S	Opponent	Score	RPI	S	Opponent	Score
7	H	Oregon	45 81					85	A	Southern California	40 57	103	A	California	45 68
8	A	UCLA	51 86									170	A	Santa Clara	54 46
												189	N	Penn St.	64 56
												200	H	Hawaii	62 55
												203	A	UC Davis	55 57
												222	A	Cal St. Fullerton	65 69
												250	H	CSUN	60 52
												259	H	LMU (CA)	57 70
												267	H	Utah St.	48 56
												295	A	California Baptist	70 79
												315	H	Air Force	74 68
												327	N	UTRGV	69 65
												332	H	Cal Poly	72 69
												340	A	Seattle U	54 66
LAST 10 Division I															
200	H	Hawaii	62 55	85	A	Southern California	40 57	327	N	UTRGV	69 65				
250	H	CSUN	60 52					315	H	Air Force	74 68				
203	A	UC Davis	55 57					7	H	Oregon	45 81				
222	A	Cal St. Fullerton	65 69					340	A	Seattle U	54 66				
332	H	Cal Poly	72 69												

Non-Div I Games: Westcliff 94 47 Bethesda (CA) 90 43

Long Beach St.

Loss, Non-Conf, S Site, H Home A Away N Neutral

Average RPI Win:	281	WON-LOST	WINNING	LAST 10	STRENGTH OF	OPP. STRENGTH	TEAM	ADJ.	CONF.	ADJ CONF.
Average RPI Loss:	203	RECORD	PCT. RANK	GAMES	SCHEDULE	OF SCHEDULE	RPI	RPI	RPI	RPI
DIV. I ONLY	8- 9	192	6-4	331	280	287	287	26	26	
DIV. I NON-CONF.	4- 5	195	2-0	316	211	276	276	27	27	
TOTALS	RPI 1-25	RPI 26-50	W-L RECORDS	RPI 51-100	RPI 101-150	RPI 150+				
8- 9	0- 0	0- 1	OVERALL	0- 0	0- 2	8- 6				
5- 4	0- 0	0- 0	HOME	0- 0	0- 1	5- 3				
3- 5	0- 0	0- 1	AWAY	0- 0	0- 1	3- 3				
0- 0	0- 0	0- 0	NEUTRAL	0- 0	0- 0	0- 0				
4- 5	0- 0	0- 1	NON-CONFERENCE	0- 0	0- 1	4- 3				
3- 1	0- 0	0- 0	HOME	0- 0	0- 0	3- 1				
1- 4	0- 0	0- 1	AWAY	0- 0	0- 1	1- 2				
0- 0	0- 0	0- 0	NEUTRAL	0- 0	0- 0	0- 0				
4- 4	0- 0	0- 0	CONFERENCE	0- 0	0- 1	4- 3				
2- 3	0- 0	0- 0	HOME	0- 0	0- 1	2- 2				
2- 1	0- 0	0- 0	AWAY	0- 0	0- 0	2- 1				
0- 0	0- 0	0- 0	NEUTRAL	0- 0	0- 0	0- 0				

RPI 1-25			RPI 26-50			RPI 51-100			RPI 101+ Team's RPI: 287		
RPI	S	Opponent	Score	RPI	S	Opponent	Score	RPI	S	Opponent	Score
				39	A	James Madison	53 93	137	H	Campbell	55 70
								142	A	Florida	54 71
								174	A	Norfolk St.	46 49
								220	H	Gardner-Webb	80 70
								224	H	Brown	86 76
								243	H	High Point	69 76
								247	H	UNCW	59 58
								252	A	Winthrop	63 74
								255	H	Radford	61 62
								264	H	Delaware St.	78 62
								282	H	East Carolina	61 64
								299	A	Wofford	76 79
								302	A	Presbyterian	71 60
								322	A	UMES	71 62
								333	H	Charleston So.	84 64
								336	A	USC Upstate	70 62
LAST 10 Division I											
252	A	Winthrop	63 74	137	H	Campbell	55 70				
243	H	High Point	69 76	302	A	Presbyterian	71 60				
255	H	Radford	61 62	220	H	Gardner-Webb	80 70				
336	A	USC Upstate	70 62	322	A	UMES	71 62				
333	H	Charleston So.	84 64	264	H	Delaware St.	78 62				

Non-Div I Games:

Longwood

■ Loss, 
 ■ Non-Conf, 
 ■ S Site, 
 ■ H Home 
 ■ A Away 
 N Neutral

## Louisiana

Through Games Of Jan. 23, 2020

Average RPI Win:	237	WON-LOST	WINNING	LAST 10	STRENGTH OF	OPP. STRENGTH	TEAM	ADJ.	CONF.	ADJ CONF.
Average RPI Loss:	160	RECORD	PCT. RANK	GAMES	SCHEDULE	OF SCHEDULE	RPI	RPI	RPI	RPI
DIV. I ONLY	10- 6	109	6-4	257	206	131	131	22	22	
DIV. I NON-CONF.	5- 4	140	1-2	252	186	149	149	21	21	
TOTALS	RPI 1-25	RPI 26-50	W-L RECORDS	RPI 51-100	RPI 101-150	RPI 150+				
10- 6	0- 1	0- 0	OVERALL	1- 0	1- 1	8- 4				
4- 1	0- 1	0- 0	HOME	0- 0	0- 0	4- 0				
6- 5	0- 0	0- 0	AWAY	1- 0	1- 1	4- 4				
0- 0	0- 0	0- 0	NEUTRAL	0- 0	0- 0	0- 0				
5- 4	0- 1	0- 0	NON-CONFERENCE	0- 0	1- 0	4- 3				
2- 1	0- 1	0- 0	HOME	0- 0	0- 0	2- 0				
3- 3	0- 0	0- 0	AWAY	0- 0	1- 0	2- 3				
0- 0	0- 0	0- 0	NEUTRAL	0- 0	0- 0	0- 0				
5- 2	0- 0	0- 0	CONFERENCE	1- 0	0- 1	4- 1				
2- 0	0- 0	0- 0	HOME	0- 0	0- 0	2- 0				
3- 2	0- 0	0- 0	AWAY	1- 0	0- 1	2- 1				
0- 0	0- 0	0- 0	NEUTRAL	0- 0	0- 0	0- 0				

RPI 1-25				RPI 26-50				RPI 51-100				RPI 101+ Team's RPI: 131			
RPI	S	Opponent	Score	RPI	S	Opponent	Score	RPI	S	Opponent	Score	RPI	S	Opponent	Score
12	H	Mississippi St.	48 64					70	A	Troy	79 73	104	A	UT Arlington	52 79
												140	A	New Orleans	65 60
												159	A	Jackson St.	54 65
												160	A	Sam Houston St.	73 77
												215	A	Lamar University	74 63
												230	A	North Texas	66 69
												241	H	Arkansas St.	83 43
												245	H	Southeastern La.	60 50
												254	H	South Alabama	73 68
												279	A	Ole Miss	53 42
												283	A	Texas St.	73 67
												296	A	Ga. Southern	67 83
												317	A	Georgia St.	75 65
												324	H	McNeese	75 55
LAST 10 Division I															
241	H	Arkansas St.	83 43	296	A	Ga. Southern	67 83	317	A	Georgia St.	75 65	159	A	Jackson St.	54 65
283	A	Texas St.	73 67	279	A	Ole Miss	53 42	12	H	Mississippi St.	48 64				
104	A	UT Arlington	52 79												
70	A	Troy	79 73												
254	H	South Alabama	73 68												

Non-Div I Games: Loyola (LA) 67 51 Xavier (LA) 62 49

Louisiana

Loss, Non-Conf, S Site, H Home A Away N Neutral

Average RPI Win:	222	WON-LOST	WINNING	LAST 10	STRENGTH OF	OPP. STRENGTH	TEAM	ADJ.	CONF.	ADJ CONF.
Average RPI Loss:	201	RECORD	PCT. RANK	GAMES	SCHEDULE	OF SCHEDULE	RPI	RPI	RPI	RPI
DIV. I ONLY	8- 7	160	5-5	291	182	238	238	13	13	
DIV. I NON-CONF.	6- 3	90	3-1	337	203	233	233	13	13	
TOTALS	RPI 1-25	RPI 26-50	W-L RECORDS	RPI 51-100	RPI 101-150	RPI 150+				
8- 7	0- 0	0- 0	OVERALL	1- 1	0- 1	7- 5				
7- 2	0- 0	0- 0	HOME	1- 0	0- 1	6- 1				
1- 5	0- 0	0- 0	AWAY	0- 1	0- 0	1- 4				
0- 0	0- 0	0- 0	NEUTRAL	0- 0	0- 0	0- 0				
6- 3	0- 0	0- 0	NON-CONFERENCE	0- 0	0- 1	6- 2				
5- 1	0- 0	0- 0	HOME	0- 0	0- 1	5- 0				
1- 2	0- 0	0- 0	AWAY	0- 0	0- 0	1- 2				
0- 0	0- 0	0- 0	NEUTRAL	0- 0	0- 0	0- 0				
2- 4	0- 0	0- 0	CONFERENCE	1- 1	0- 0	1- 3				
2- 1	0- 0	0- 0	HOME	1- 0	0- 0	1- 1				
0- 3	0- 0	0- 0	AWAY	0- 1	0- 0	0- 2				
0- 0	0- 0	0- 0	NEUTRAL	0- 0	0- 0	0- 0				

RPI 1-25				RPI 26-50				RPI 51-100				RPI 101+				Team's RPI: 238	
RPI	S	Opponent	Score	RPI	S	Opponent	Score	RPI	S	Opponent	Score	RPI	S	Opponent	Score		
								59	H	Middle Tenn.	78 60	148	H	Wichita St.	80	88	
								99	A	Rice	47 60	158	A	Houston	53	67	
												164	H	Memphis	83	74	
												188	A	Little Rock	43	38	
												190	A	Southern Miss.	60	66	
												218	H	UTEP	87	80	
												230	A	North Texas	69	74	
												241	H	Arkansas St.	67	54	
												245	H	Southeastern La.	92	78	
												279	A	Ole Miss	53	76	
												304	H	UTSA	73	82	
												324	H	McNeese	79	54	
												339	H	Grambling	70	66	
LAST 10 Division I																	
				59	H	Middle Tenn.	78 60	190	A	Southern Miss.	60 66						
				230	A	North Texas	69 74	241	H	Arkansas St.	67 54						
				99	A	Rice	47 60	339	H	Grambling	70 66						
				218	H	UTEP	87 80	245	H	Southeastern La.	92 78						
				304	H	UTSA	73 82	158	A	Houston	53 67						

Non-Div I Games: Loyola (LA) 71 52 LSU-Alexandria 93 61

Louisiana Tech

Loss, Non-Conf, S Site, H Home A Away N Neutral

## Louisville

Through Games Of Jan. 23, 2020

Average RPI Win:	88	WON-LOST	WINNING	LAST 10	STRENGTH OF	OPP. STRENGTH	TEAM	ADJ.	CONF.	ADJ CONF.
Average RPI Loss:	29	RECORD	PCT. RANK	GAMES	SCHEDULE	OF SCHEDULE	RPI	RPI	RPI	RPI
DIV. I ONLY	19- 1	1	10-0	28	2	2	2	5	5	
DIV. I NON-CONF.	11- 1	13	2-0	12	6	2	2	3	3	
TOTALS	RPI 1-25	RPI 26-50	W-L RECORDS	RPI 51-100	RPI 101-150	RPI 150+				
19- 1	3- 0	4- 1	OVERALL	6- 0	2- 0	4- 0				
9- 0	1- 0	3- 0	HOME	2- 0	1- 0	2- 0				
7- 1	1- 0	0- 1	AWAY	4- 0	0- 0	2- 0				
3- 0	1- 0	1- 0	NEUTRAL	0- 0	1- 0	0- 0				
11- 1	3- 0	2- 1	NON-CONFERENCE	2- 0	1- 0	3- 0				
5- 0	1- 0	1- 0	HOME	1- 0	0- 0	2- 0				
3- 1	1- 0	0- 1	AWAY	1- 0	0- 0	1- 0				
3- 0	1- 0	1- 0	NEUTRAL	0- 0	1- 0	0- 0				
8- 0	0- 0	2- 0	CONFERENCE	4- 0	1- 0	1- 0				
4- 0	0- 0	2- 0	HOME	1- 0	1- 0	0- 0				
4- 0	0- 0	0- 0	AWAY	3- 0	0- 0	1- 0				
0- 0	0- 0	0- 0	NEUTRAL	0- 0	0- 0	0- 0				

RPI	S	Opponent	Score	RPI	S	Opponent	Score	RPI	S	Opponent	Score	RPI	S	Opponent	Score
7	N	Oregon	72 62	29	A	Ohio St.	60 67	55	A	Miami (FL)	87 41	104	N	UT Arlington	76 67
20	A	Kentucky	67 66	31	H	Western Ky.	75 56	57	A	North Carolina	74 67	118	H	Syracuse	62 58
22	H	Central Mich.	76 63	33	H	Virginia	71 56	62	H	Wake Forest	75 61	177	A	Clemson	75 50
				34	N	Oklahoma St.	69 48	81	A	UT Martin	71 63	208	H	Chattanooga	86 37
				42	H	Duke	60 55	84	A	Boston College	81 70	216	H	Murray St.	76 40
								100	H	Boise St.	98 82	221	A	Northern Ky.	85 57
LAST 10 Division I															
				33	H	Virginia	71 56	42	H	Duke	60 55				
				57	A	North Carolina	74 67	177	A	Clemson	75 50				
				84	A	Boston College	81 70	118	H	Syracuse	62 58				
				62	H	Wake Forest	75 61	81	A	UT Martin	71 63				
				55	A	Miami (FL)	87 41	20	A	Kentucky	67 66				

Non-Div I Games:

Louisville

■ Loss, 
 ■ Non-Conf, 
 ■ S Site, 
 ■ H Home 
 ■ A Away 
 N Neutral

Average RPI Win:	227	WON-LOST	WINNING	LAST 10	STRENGTH OF	OPP. STRENGTH	TEAM	ADJ.	CONF.	ADJ CONF.
Average RPI Loss:	59	RECORD	PCT. RANK	GAMES	SCHEDULE	OF SCHEDULE	RPI	RPI	RPI	RPI
DIV. I ONLY	13- 4	42	6-4	189	169	98	98	7	7	
DIV. I NON-CONF.	9- 2	38	2-2	259	277	106	106	7	7	
TOTALS	RPI 1-25	RPI 26-50	W-L RECORDS	RPI 51-100	RPI 101-150	RPI 150+				
13- 4	0- 2	0- 0	OVERALL	2- 1	1- 1	10- 0				
5- 4	0- 2	0- 0	HOME	2- 1	0- 1	3- 0				
8- 0	0- 0	0- 0	AWAY	0- 0	1- 0	7- 0				
0- 0	0- 0	0- 0	NEUTRAL	0- 0	0- 0	0- 0				
9- 2	0- 1	0- 0	NON-CONFERENCE	0- 0	1- 1	8- 0				
3- 2	0- 1	0- 0	HOME	0- 0	0- 1	3- 0				
6- 0	0- 0	0- 0	AWAY	0- 0	1- 0	5- 0				
0- 0	0- 0	0- 0	NEUTRAL	0- 0	0- 0	0- 0				
4- 2	0- 1	0- 0	CONFERENCE	2- 1	0- 0	2- 0				
2- 2	0- 1	0- 0	HOME	2- 1	0- 0	0- 0				
2- 0	0- 0	0- 0	AWAY	0- 0	0- 0	2- 0				
0- 0	0- 0	0- 0	NEUTRAL	0- 0	0- 0	0- 0				

RPI 1-25				RPI 26-50				RPI 51-100				RPI 101+			
RPI	S	Opponent	Score	RPI	S	Opponent	Score	RPI	S	Opponent	Score	RPI	S	Opponent	Score
3	H	Missouri St.	72 74					72	H	Southern Ill.	51 49	128	A	Portland	78 64
14	H	DePaul	76 83					76	H	Bradley	47 60	141	H	Western Mich.	60 70
								83	H	Illinois St.	69 64	153	H	Dartmouth	61 40
												197	H	Bowling Green	84 76
												229	A	UMKC	72 67
												231	A	Eastern Ill.	67 51
												272	A	Indiana St.	58 51
												277	H	Vermont	78 76
												313	A	Detroit Mercy	89 60
												325	A	SIUE	63 50
												326	A	Evansville	71 61
												347	A	Chicago St.	98 53
LAST 10 Division I															
83	H	Illinois St.	69 64	3	H	Missouri St.	72 74								
76	H	Bradley	47 60	141	H	Western Mich.	60 70								
272	A	Indiana St.	58 51	14	H	DePaul	76 83								
326	A	Evansville	71 61	197	H	Bowling Green	84 76								
72	H	Southern Ill.	51 49	325	A	SIUE	63 50								

Non-Div I Games:

Loyola Chicago

■ Loss, 
 ■ Non-Conf, S Site, 
 ■ Home 
 ■ Away 
 N Neutral



Average RPI Win:	267	WON-LOST	WINNING	LAST 10	STRENGTH OF	OPP. STRENGTH	TEAM	ADJ.	CONF.	ADJ CONF.
Average RPI Loss:	155	RECORD	PCT. RANK	GAMES	SCHEDULE	OF SCHEDULE	RPI	RPI	RPI	RPI
DIV. I ONLY	4- 14	304	3-7	164	239	285	285	15	15	
DIV. I NON-CONF.	3- 8	268	2-1	173	243	255	255	15	15	
TOTALS	RPI 1-25	RPI 26-50	W-L RECORDS	RPI 51-100	RPI 101-150	RPI 150+				
4- 14	0- 2	0- 0	OVERALL	0- 1	0- 4	4- 7				
3- 4	0- 0	0- 0	HOME	0- 1	0- 2	3- 1				
1- 9	0- 2	0- 0	AWAY	0- 0	0- 1	1- 6				
0- 1	0- 0	0- 0	NEUTRAL	0- 0	0- 1	0- 0				
3- 8	0- 2	0- 0	NON-CONFERENCE	0- 0	0- 2	3- 4				
2- 1	0- 0	0- 0	HOME	0- 0	0- 0	2- 1				
1- 6	0- 2	0- 0	AWAY	0- 0	0- 1	1- 3				
0- 1	0- 0	0- 0	NEUTRAL	0- 0	0- 1	0- 0				
1- 6	0- 0	0- 0	CONFERENCE	0- 1	0- 2	1- 3				
1- 3	0- 0	0- 0	HOME	0- 1	0- 2	1- 0				
0- 3	0- 0	0- 0	AWAY	0- 0	0- 0	0- 3				
0- 0	0- 0	0- 0	NEUTRAL	0- 0	0- 0	0- 0				

RPI 1-25				RPI 26-50				RPI 51-100				RPI 101+ Team's RPI: 285			
RPI	S	Opponent	Score	RPI	S	Opponent	Score	RPI	S	Opponent	Score	RPI	S	Opponent	Score
15	A	Northwestern	46 67					92	H	Colgate	74 76	112	H	Holy Cross	56 64
16	A	Maryland	45 105									114	H	Lehigh	53 55
												122	A	Notre Dame	60 84
												144	N	Wright St.	51 66
												153	H	Dartmouth	72 56
												175	A	Fla. Atlantic	61 72
												196	A	American	44 63
												209	A	Boston U.	42 44
												212	A	Mt. St. Mary's	75 81
												225	A	Lafayette	52 55
												237	H	Howard	69 75
												281	H	Army West Point	68 59
												294	H	Monmouth	64 48
												306	A	St. Francis Brooklyn	78 89
												338	A	Fairleigh Dickinson	75 46
LAST 10 Division I															
196	A	American	44 63	114	H	Lehigh	53 55								
281	H	Army West Point	68 59	112	H	Holy Cross	56 64								
209	A	Boston U.	42 44	153	H	Dartmouth	72 56								
225	A	Lafayette	52 55	294	H	Monmouth	64 48								
92	H	Colgate	74 76	16	A	Maryland	45 105								

Non-Div I Games:

Loyola Maryland

■ Loss, 
 ■ Non-Conf, 
 S Site, 
 ■ Home 
 ■ Away 
 N Neutral

## Maine

Through Games Of Jan. 23, 2020

Average RPI Win: <b>274</b>	WON-LOST	WINNING	LAST 10	STRENGTH OF	OPP. STRENGTH	TEAM	ADJ.	CONF.	ADJ CONF.
Average RPI Loss: <b>126</b>	RECORD	PCT. RANK	GAMES	SCHEDULE	OF SCHEDULE	RPI	RPI	RPI	RPI
DIV. I ONLY	7- 13	260	5-5	139	243	232	232	28	28
DIV. I NON-CONF.	3- 10	282	1-2	90	149	245	245	29	29
TOTALS	RPI 1-25	RPI 26-50	W-L RECORDS	RPI 51-100	RPI 101-150	RPI 150+			
7- 13	0- 1	0- 2	OVERALL	0- 3	0- 2	7- 5			
5- 3	0- 0	0- 0	HOME	0- 0	0- 2	5- 1			
2- 7	0- 1	0- 0	AWAY	0- 2	0- 0	2- 4			
0- 3	0- 0	0- 2	NEUTRAL	0- 1	0- 0	0- 0			
3- 10	0- 1	0- 2	NON-CONFERENCE	0- 2	0- 2	3- 3			
2- 3	0- 0	0- 0	HOME	0- 0	0- 2	2- 1			
1- 4	0- 1	0- 0	AWAY	0- 1	0- 0	1- 2			
0- 3	0- 0	0- 2	NEUTRAL	0- 1	0- 0	0- 0			
4- 3	0- 0	0- 0	CONFERENCE	0- 1	0- 0	4- 2			
3- 0	0- 0	0- 0	HOME	0- 0	0- 0	3- 0			
1- 3	0- 0	0- 0	AWAY	0- 1	0- 0	1- 2			
0- 0	0- 0	0- 0	NEUTRAL	0- 0	0- 0	0- 0			

RPI 1-25				RPI 26-50				RPI 51-100				RPI 101+ Team's RPI: 232			
RPI	S	Opponent	Score	RPI	S	Opponent	Score	RPI	S	Opponent	Score	RPI	S	Opponent	Score
19	A	NC State	34 <b>62</b>	27	N	Arizona St.	31 <b>57</b>	87	N	Dayton	49 <b>78</b>	135	H	Northeastern	58 <b>66</b>
				35	N	Drake	62 <b>94</b>	93	A	Drexel	57 <b>70</b>	139	H	Harvard	40 <b>69</b>
								95	A	Stony Brook	69 <b>73</b>	153	A	Dartmouth	41 <b>57</b>
												181	H	Green Bay	61 60
												192	A	Binghamton	63 <b>73</b>
												209	H	Boston U.	49 <b>62</b>
												224	A	Brown	70 <b>76</b>
												233	A	UMass Lowell	57 <b>66</b>
												258	A	Delaware	69 56
												263	H	Navy	46 41
												277	A	Vermont	65 47
												278	H	New Hampshire	67 50
												319	H	Albany (NY)	60 49
												344	H	Hartford	87 73
LAST 10 Division I															
277	A	Vermont	65 47	95	A	Stony Brook	69 <b>73</b>								
192	A	Binghamton	63 <b>73</b>	344	H	Hartford	87 73								
233	A	UMass Lowell	57 <b>66</b>	93	A	Drexel	57 <b>70</b>								
319	H	Albany (NY)	60 49	135	H	Northeastern	58 <b>66</b>								
278	H	New Hampshire	67 50	181	H	Green Bay	61 60								

Non-Div I Games: Husson 104 43

Maine

■ Loss, 
 ■ Non-Conf, S Site, 
 ■ Home 
 ■ Away 
 N Neutral

Average RPI Win:	282	WON-LOST	WINNING	LAST 10	STRENGTH OF	OPP. STRENGTH	TEAM	ADJ.	CONF.	ADJ CONF.
Average RPI Loss:	150	RECORD	PCT. RANK	GAMES	SCHEDULE	OF SCHEDULE	RPI	RPI	RPI	RPI
DIV. I ONLY	7- 10	218	5-5	179	331	219	219	25	25	
DIV. I NON-CONF.	3- 6	235	1-1	56	316	180	180	25	25	
TOTALS	RPI 1-25	RPI 26-50	W-L RECORDS	RPI 51-100	RPI 101-150	RPI 150+				
7- 10	0- 0	0- 0	OVERALL	0- 4	0- 2	7- 4				
4- 3	0- 0	0- 0	HOME	0- 1	0- 2	4- 0				
3- 7	0- 0	0- 0	AWAY	0- 3	0- 0	3- 4				
0- 0	0- 0	0- 0	NEUTRAL	0- 0	0- 0	0- 0				
3- 6	0- 0	0- 0	NON-CONFERENCE	0- 3	0- 2	3- 1				
2- 2	0- 0	0- 0	HOME	0- 0	0- 2	2- 0				
1- 4	0- 0	0- 0	AWAY	0- 3	0- 0	1- 1				
0- 0	0- 0	0- 0	NEUTRAL	0- 0	0- 0	0- 0				
4- 4	0- 0	0- 0	CONFERENCE	0- 1	0- 0	4- 3				
2- 1	0- 0	0- 0	HOME	0- 1	0- 0	2- 0				
2- 3	0- 0	0- 0	AWAY	0- 0	0- 0	2- 3				
0- 0	0- 0	0- 0	NEUTRAL	0- 0	0- 0	0- 0				

RPI 1-25				RPI 26-50				RPI 51-100				RPI 101+				Team's RPI: 219	
RPI	S	Opponent	Score	RPI	S	Opponent	Score	RPI	S	Opponent	Score	RPI	S	Opponent	Score		
								60	A	Nebraska	51 71	105	H	Duquesne	65 76		
								77	H	Marist	66 71	116	H	Fordham	45 51		
								90	A	Villanova	51 63	153	H	Dartmouth	70 58		
								95	A	Stony Brook	54 59	198	A	Quinnipiac	58 70		
												225	A	Lafayette	53 60		
												227	H	Niagara	68 65		
												235	A	Fairfield	47 87		
												281	H	Army West Point	86 56		
												294	A	Monmouth	60 62		
												307	A	Siena	80 50		
												329	H	Canisius	68 50		
												338	A	Fairleigh Dickinson	62 61		
												341	A	Saint Peter's	85 52		
LAST 10 Division I																	
				235	A	Fairfield	47 87			227	H	Niagara	68 65				
				77	H	Marist	66 71			329	H	Canisius	68 50				
				307	A	Siena	80 50			60	A	Nebraska	51 71				
				198	A	Quinnipiac	58 70			294	A	Monmouth	60 62				
				341	A	Saint Peter's	85 52			281	H	Army West Point	86 56				

Non-Div I Games:

Manhattan

  Loss, 
  Non-Conf, 
  S Site, 
  H Home 
  A Away 
N Neutral

Average RPI Win:	220	WON-LOST	WINNING	LAST 10	STRENGTH OF	OPP. STRENGTH	TEAM	ADJ.	CONF.	ADJ CONF.
Average RPI Loss:	47	RECORD	PCT. RANK	GAMES	SCHEDULE	OF SCHEDULE	RPI	RPI	RPI	RPI
DIV. I ONLY	13- 3	29	8-2	190	201	77	77	25	25	
DIV. I NON-CONF.	7- 2	54	2-1	96	70	48	48	25	25	
TOTALS	RPI 1-25	RPI 26-50	W-L RECORDS	RPI 51-100	RPI 101-150	RPI 150+				
13- 3	0- 2	0- 0	OVERALL	1- 1	2- 0	10- 0				
6- 2	0- 1	0- 0	HOME	0- 1	1- 0	5- 0				
5- 1	0- 1	0- 0	AWAY	0- 0	1- 0	4- 0				
2- 0	0- 0	0- 0	NEUTRAL	1- 0	0- 0	1- 0				
7- 2	0- 2	0- 0	NON-CONFERENCE	1- 0	2- 0	4- 0				
3- 1	0- 1	0- 0	HOME	0- 0	1- 0	2- 0				
2- 1	0- 1	0- 0	AWAY	0- 0	1- 0	1- 0				
2- 0	0- 0	0- 0	NEUTRAL	1- 0	0- 0	1- 0				
6- 1	0- 0	0- 0	CONFERENCE	0- 1	0- 0	6- 0				
3- 1	0- 0	0- 0	HOME	0- 1	0- 0	3- 0				
3- 0	0- 0	0- 0	AWAY	0- 0	0- 0	3- 0				
0- 0	0- 0	0- 0	NEUTRAL	0- 0	0- 0	0- 0				

RPI 1-25				RPI 26-50				RPI 51-100 Team's RPI: 77				RPI 101+			
RPI	S	Opponent	Score	RPI	S	Opponent	Score	RPI	S	Opponent	Score	RPI	S	Opponent	Score
21	H	Princeton	50 62					82	N	North Florida	69 54	104	A	UT Arlington	73 57
22	A	Central Mich.	54 77					97	H	Rider	72 76	107	H	Elon	63 55
												181	H	Green Bay	72 60
												198	H	Quinnipiac	73 60
												209	A	Boston U.	89 75
												219	A	Manhattan	71 66
												227	A	Niagara	94 67
												251	N	Lipscomb	74 63
												294	H	Monmouth	76 66
												319	H	Albany (NY)	76 52
												329	A	Canisius	90 59
												341	H	Saint Peter's	96 76
LAST 10 Division I															
198	H	Quinnipiac	73 60	341	H	Saint Peter's	96 76								
219	A	Manhattan	71 66	294	H	Monmouth	76 66								
97	H	Rider	72 76	104	A	UT Arlington	73 57								
227	A	Niagara	94 67	181	H	Green Bay	72 60								
329	A	Canisius	90 59	21	H	Princeton	50 62								

Non-Div I Games:

Marist

■ Loss, 
 ■ Non-Conf, 
 ■ S Site, 
 ■ H Home 
 ■ A Away 
 N Neutral

Average RPI Win:	160	WON-LOST	WINNING	LAST 10	STRENGTH OF	OPP. STRENGTH	TEAM	ADJ.	CONF.	ADJ CONF.
Average RPI Loss:	35	RECORD	PCT. RANK	GAMES	SCHEDULE	OF SCHEDULE	RPI	RPI	RPI	RPI
DIV. I ONLY	13- 5	57	7-3	64	51	36	36	6	6	
DIV. I NON-CONF.	9- 2	38	3-0	87	87	47	47	6	6	
TOTALS	RPI 1-25	RPI 26-50	W-L RECORDS	RPI 51-100	RPI 101-150	RPI 150+				
13- 5	0- 4	1- 0	OVERALL	4- 0	1- 1	7- 0				
6- 2	0- 2	1- 0	HOME	3- 0	0- 0	2- 0				
6- 3	0- 2	0- 0	AWAY	1- 0	1- 1	4- 0				
1- 0	0- 0	0- 0	NEUTRAL	0- 0	0- 0	1- 0				
9- 2	0- 2	0- 0	NON-CONFERENCE	3- 0	0- 0	6- 0				
4- 2	0- 2	0- 0	HOME	2- 0	0- 0	2- 0				
4- 0	0- 0	0- 0	AWAY	1- 0	0- 0	3- 0				
1- 0	0- 0	0- 0	NEUTRAL	0- 0	0- 0	1- 0				
4- 3	0- 2	1- 0	CONFERENCE	1- 0	1- 1	1- 0				
2- 0	0- 0	1- 0	HOME	1- 0	0- 0	0- 0				
2- 3	0- 2	0- 0	AWAY	0- 0	1- 1	1- 0				
0- 0	0- 0	0- 0	NEUTRAL	0- 0	0- 0	0- 0				

RPI 1-25				RPI 26-50				RPI 51-100				RPI 101+			
RPI	S	Opponent	Score	RPI	S	Opponent	Score	RPI	S	Opponent	Score	RPI	S	Opponent	Score
12	H	Mississippi St.	68 74	48	H	St. John's (NY)	94 85	56	H	Seton Hall	81 60	111	A	Butler	55 61
14	A	DePaul	71 89					78	H	Belmont	53 51	115	A	Providence	60 50
15	H	Northwestern	56 64					79	A	South Dakota St.	65 58	169	A	Saint Mary's (CA)	77 63
23	A	Creighton	62 72					83	H	Illinois St.	58 41	181	A	Green Bay	60 47
												205	N	Tulsa	61 60
												214	A	Xavier	80 60
												268	H	Morgan St.	70 48
												280	A	Milwaukee	78 56
												306	H	St. Francis Brooklyn	92 71
LAST 10 Division I															
214	A	Xavier	80 60	23	A	Creighton	62 72								
111	A	Butler	55 61	14	A	DePaul	71 89								
56	H	Seton Hall	81 60	78	H	Belmont	53 51								
48	H	St. John's (NY)	94 85	79	A	South Dakota St.	65 58								
115	A	Providence	60 50	280	A	Milwaukee	78 56								

Non-Div I Games:

Marquette

## Marshall

Through Games Of Jan. 23, 2020

Average RPI Win:	230	WON-LOST	WINNING	LAST 10	STRENGTH OF	OPP. STRENGTH	TEAM	ADJ.	CONF.	ADJ CONF.
Average RPI Loss:	134	RECORD	PCT. RANK	GAMES	SCHEDULE	OF SCHEDULE	RPI	RPI	RPI	RPI
DIV. I ONLY	5- 10	263	3-7	216	124	249	249	13	13	
DIV. I NON-CONF.	3- 6	235	1-3	334	177	320	320	13	13	
TOTALS	RPI 1-25	RPI 26-50	W-L RECORDS	RPI 51-100	RPI 101-150	RPI 150+				
5- 10	0- 0	0- 2	OVERALL	0- 4	1- 0	4- 4				
3- 3	0- 0	0- 0	HOME	0- 1	1- 0	2- 2				
2- 7	0- 0	0- 2	AWAY	0- 3	0- 0	2- 2				
0- 0	0- 0	0- 0	NEUTRAL	0- 0	0- 0	0- 0				
3- 6	0- 0	0- 1	NON-CONFERENCE	0- 1	0- 0	3- 4				
2- 2	0- 0	0- 0	HOME	0- 0	0- 0	2- 2				
1- 4	0- 0	0- 1	AWAY	0- 1	0- 0	1- 2				
0- 0	0- 0	0- 0	NEUTRAL	0- 0	0- 0	0- 0				
2- 4	0- 0	0- 1	CONFERENCE	0- 3	1- 0	1- 0				
1- 1	0- 0	0- 0	HOME	0- 1	1- 0	0- 0				
1- 3	0- 0	0- 1	AWAY	0- 2	0- 0	1- 0				
0- 0	0- 0	0- 0	NEUTRAL	0- 0	0- 0	0- 0				

RPI S	Opponent	Score	RPI S	Opponent	Score	RPI S	Opponent	Score	RPI S	Opponent	Score	Team's RPI: 249
37	A Old Dominion	46 57	38	A Rutgers	41 66	59	H Middle Tenn.	55 75	132	H UAB	61 56	
						71	A Charlotte	46 52	171	A Towson	56 59	
						75	A Ohio	51 67	174	H Norfolk St.	75 69	
						99	A Rice	43 81	197	H Bowling Green	69 82	
									230	A North Texas	68 59	
									268	H Morgan St.	52 57	
									272	A Indiana St.	72 60	
									326	A Evansville	62 66	
									343	H Coppin St.	60 47	
LAST 10 Division I												
37	A Old Dominion	46 57	99	A Rice	43 81							
71	A Charlotte	46 52	171	A Towson	56 59							
132	H UAB	61 56	38	A Rutgers	41 66							
59	H Middle Tenn.	55 75	197	H Bowling Green	69 82							
230	A North Texas	68 59	272	A Indiana St.	72 60							

Non-Div I Games: Alderson Broadus 85 41 Ky. Christian 89 40

Marshall

Loss, Non-Conf, S Site, H Home A Away N Neutral

Maryland

Through Games Of Jan. 23, 2020

Average RPI Win:	142	WON-LOST	WINNING	LAST 10	STRENGTH OF	OPP. STRENGTH	TEAM	ADJ.	CONF.	ADJ CONF.
Average RPI Loss:	10	RECORD	PCT. RANK	GAMES	SCHEDULE	OF SCHEDULE	RPI	RPI	RPI	RPI
DIV. I ONLY	15- 4	33	8-2	18	17	16	16	2	2	
DIV. I NON-CONF.	9- 2	38	2-0	125	74	49	49	2	2	
TOTALS	RPI 1-25	RPI 26-50	W-L RECORDS	RPI 51-100	RPI 101-150	RPI 150+				
15- 4	1- 4	2- 0	OVERALL	4- 0	1- 0	7- 0				
9- 1	1- 1	1- 0	HOME	2- 0	0- 0	5- 0				
4- 3	0- 3	1- 0	AWAY	1- 0	1- 0	1- 0				
2- 0	0- 0	0- 0	NEUTRAL	1- 0	0- 0	1- 0				
9- 2	0- 2	1- 0	NON-CONFERENCE	1- 0	0- 0	7- 0				
5- 1	0- 1	0- 0	HOME	0- 0	0- 0	5- 0				
2- 1	0- 1	1- 0	AWAY	0- 0	0- 0	1- 0				
2- 0	0- 0	0- 0	NEUTRAL	1- 0	0- 0	1- 0				
6- 2	1- 2	1- 0	CONFERENCE	3- 0	1- 0	0- 0				
4- 0	1- 0	1- 0	HOME	2- 0	0- 0	0- 0				
2- 2	0- 2	0- 0	AWAY	1- 0	1- 0	0- 0				
0- 0	0- 0	0- 0	NEUTRAL	0- 0	0- 0	0- 0				

RPI S	Opponent	Score	RPI S	Opponent	Score	RPI S	Opponent	Score	RPI S	Opponent	Score
1	H South Carolina	54 63	29	H Ohio St.	72 62	54	A Michigan	77 49	143	A Illinois	79 60
5	A Iowa	61 66	39	A James Madison	70 68	54	H Michigan	70 55	152	H George Washington	88 54
13	H Indiana	76 62				60	H Nebraska	87 69	177	N Clemson	63 44
15	A Northwestern	58 81				78	N Belmont	90 26	198	H Quinnipiac	107 52
19	A NC State	59 66							258	H Delaware	99 55
									274	H Wagner	119 56
									285	H Loyola Maryland	105 45
									317	A Georgia St.	114 41
LAST 10 Division I											
143	A Illinois	79 60	29	H Ohio St.	72 62	15	A Northwestern	58 81			
13	H Indiana	76 62	54	H Michigan	70 55	317	A Georgia St.	114 41			
60	H Nebraska	87 69	285	H Loyola Maryland	105 45						
54	A Michigan	77 49									
5	A Iowa	61 66									

Non-Div I Games:

Maryland

Loss, Non-Conf, S Site, H Home A Away N Neutral

Massachusetts

Through Games Of Jan. 23, 2020

Average RPI Win:	228	WON-LOST	WINNING	LAST 10	STRENGTH OF	OPP. STRENGTH	TEAM	ADJ.	CONF.	ADJ CONF.
Average RPI Loss:	118	RECORD	PCT. RANK	GAMES	SCHEDULE	OF SCHEDULE	RPI	RPI	RPI	RPI
DIV. I ONLY	13- 5	57	8-2	269	183	134	134	12	12	
DIV. I NON-CONF.	9- 3	63	4-0	291	248	144	144	12	12	
TOTALS	RPI 1-25	RPI 26-50	W-L RECORDS	RPI 51-100	RPI 101-150	RPI 150+				
13- 5	0- 0	0- 1	OVERALL	0- 0	2- 3	11- 1				
7- 3	0- 0	0- 0	HOME	0- 0	1- 2	6- 1				
6- 2	0- 0	0- 1	AWAY	0- 0	1- 1	5- 0				
0- 0	0- 0	0- 0	NEUTRAL	0- 0	0- 0	0- 0				
9- 3	0- 0	0- 1	NON-CONFERENCE	0- 0	1- 1	8- 1				
5- 2	0- 0	0- 0	HOME	0- 0	1- 1	4- 1				
4- 1	0- 0	0- 1	AWAY	0- 0	0- 0	4- 0				
0- 0	0- 0	0- 0	NEUTRAL	0- 0	0- 0	0- 0				
4- 2	0- 0	0- 0	CONFERENCE	0- 0	1- 2	3- 0				
2- 1	0- 0	0- 0	HOME	0- 0	0- 1	2- 0				
2- 1	0- 0	0- 0	AWAY	0- 0	1- 1	1- 0				
0- 0	0- 0	0- 0	NEUTRAL	0- 0	0- 0	0- 0				

RPI S	Opponent	Score	RPI S	Opponent	Score	RPI S	Opponent	Score	RPI S	Opponent	Score	Team's RPI: 134
48	A St. John's (NY)	71 82							105	A Duquesne	81 77	
									112	H Holy Cross	75 72	
									115	H Providence	63 72	
									121	H VCU	46 61	
									138	A Rhode Island	66 69	
									168	H Merrimack	64 79	
									173	H Saint Joseph's	61 43	
									206	H La Salle	76 62	
									207	A Iona	65 51	
									209	A Boston U.	58 45	
									224	H Brown	95 42	
									233	A UMass Lowell	74 58	
									277	A Vermont	83 49	
									278	H New Hampshire	67 65	
									290	A St. Bonaventure	62 52	
									307	H Siena	61 55	
									344	H Hartford	74 48	
LAST 10 Division I												
			121	H VCU	46 61		105	A Duquesne	81 77			
			138	A Rhode Island	66 69		207	A Iona	65 51			
			206	H La Salle	76 62		307	H Siena	61 55			
			173	H Saint Joseph's	61 43		209	A Boston U.	58 45			
			290	A St. Bonaventure	62 52		112	H Holy Cross	75 72			

Non-Div I Games: Southern Conn. St. 86 43

Massachusetts

Loss, Non-Conf, S Site, H Home A Away N Neutral



Average RPI Win: <b>342</b>	WON-LOST	WINNING	LAST 10	STRENGTH OF	OPP. STRENGTH	TEAM	ADJ.	CONF.	ADJ CONF.
Average RPI Loss: <b>166</b>	RECORD	PCT. RANK	GAMES	SCHEDULE	OF SCHEDULE	RPI	RPI	RPI	RPI
DIV. I ONLY	2- 13	329	2-8	177	325	324	324	23	23
DIV. I NON-CONF.	1- 6	318	1-1	139	285	304	304	22	22
TOTALS	RPI 1-25	RPI 26-50	W-L RECORDS	RPI 51-100	RPI 101-150	RPI 150+			
2- 13	0- 0	0- 1	OVERALL	0- 2	0- 4	2- 6			
2- 4	0- 0	0- 0	HOME	0- 2	0- 0	2- 2			
0- 9	0- 0	0- 1	AWAY	0- 0	0- 4	0- 4			
0- 0	0- 0	0- 0	NEUTRAL	0- 0	0- 0	0- 0			
1- 6	0- 0	0- 1	NON-CONFERENCE	0- 1	0- 2	1- 2			
1- 1	0- 0	0- 0	HOME	0- 1	0- 0	1- 0			
0- 5	0- 0	0- 1	AWAY	0- 0	0- 2	0- 2			
0- 0	0- 0	0- 0	NEUTRAL	0- 0	0- 0	0- 0			
1- 7	0- 0	0- 0	CONFERENCE	0- 1	0- 2	1- 4			
1- 3	0- 0	0- 0	HOME	0- 1	0- 0	1- 2			
0- 4	0- 0	0- 0	AWAY	0- 0	0- 2	0- 2			
0- 0	0- 0	0- 0	NEUTRAL	0- 0	0- 0	0- 0			

RPI S	Opponent	Score	RPI S	Opponent	Score	RPI S	Opponent	Score	RPI S	Opponent	Score	Team's RPI: 324
47	A Arkansas	58	101	88	H Abilene Christian	73	90	131	A Louisiana	55	75	
				99	H Rice	50	81	132	A UAB	70	97	
								140	A New Orleans	59	78	
								149	A SFA	51	82	
								160	A Sam Houston St.	59	92	
								210	A SMU	60	81	
								211	H Central Ark.	57	70	
								238	A Louisiana Tech	54	79	
								245	H Southeastern La.	67	74	
								314	A Incarnate Word	56	73	
								337	H Northwestern St.	61	51	
								346	H La.-Monroe	72	69	
LAST 10 Division I												
245	H Southeastern La.	67	74	211	H Central Ark.	57	70					
140	A New Orleans	59	78	160	A Sam Houston St.	59	92					
314	A Incarnate Word	56	73	149	A SFA	51	82					
337	H Northwestern St.	61	51	238	A Louisiana Tech	54	79					
88	H Abilene Christian	73	90	346	H La.-Monroe	72	69					

Non-Div I Games: Centenary (LA) 116 37 LSU-Shreveport 81 77

McNeese

Loss, Non-Conf, S Site, H Home A Away N Neutral

Average RPI Win: <b>212</b>	WON-LOST	WINNING	LAST 10	STRENGTH OF	OPP. STRENGTH	TEAM	ADJ.	CONF.	ADJ CONF.
Average RPI Loss: <b>137</b>	RECORD	PCT. RANK	GAMES	SCHEDULE	OF SCHEDULE	RPI	RPI	RPI	RPI
DIV. I ONLY	10- 8	150	6-4	160	180	164	164	9	9
DIV. I NON-CONF.	9- 4	84	5-0	241	279	140	140	8	8
TOTALS	RPI 1-25	RPI 26-50	W-L RECORDS	RPI 51-100	RPI 101-150	RPI 150+			
10- 8	0- 2	0- 0	OVERALL	1- 0	1- 2	8- 4			
6- 4	0- 1	0- 0	HOME	0- 0	1- 1	5- 2			
3- 3	0- 0	0- 0	AWAY	1- 0	0- 1	2- 2			
1- 1	0- 1	0- 0	NEUTRAL	0- 0	0- 0	1- 0			
9- 4	0- 1	0- 0	NON-CONFERENCE	1- 0	1- 0	7- 3			
5- 2	0- 0	0- 0	HOME	0- 0	1- 0	4- 2			
3- 1	0- 0	0- 0	AWAY	1- 0	0- 0	2- 1			
1- 1	0- 1	0- 0	NEUTRAL	0- 0	0- 0	1- 0			
1- 4	0- 1	0- 0	CONFERENCE	0- 0	0- 2	1- 1			
1- 2	0- 1	0- 0	HOME	0- 0	0- 1	1- 0			
0- 2	0- 0	0- 0	AWAY	0- 0	0- 1	0- 1			
0- 0	0- 0	0- 0	NEUTRAL	0- 0	0- 0	0- 0			

RPI 1-25				RPI 26-50				RPI 51-100				RPI 101+ Team's RPI: 164			
RPI	S	Opponent	Score	RPI	S	Opponent	Score	RPI	S	Opponent	Score	RPI	S	Opponent	Score
4	H	UConn	56 <b>68</b>					72	A	Southern Ill.	70 66	120	H	Cincinnati	66 <b>73</b>
24	N	LSU	58 <b>89</b>									126	A	Tulane	55 <b>59</b>
												132	H	UAB	77 52
												152	H	George Washington	63 <b>64</b>
												158	A	Houston	65 <b>75</b>
												161	A	Toledo	83 76
												176	N	Kansas St.	72 68
												188	A	Little Rock	68 50
												210	H	SMU	57 52
												238	A	Louisiana Tech	74 <b>83</b>
												241	H	Arkansas St.	78 50
												270	H	Eastern Ky.	60 <b>63</b>
												275	H	Alabama A&M	79 71
												310	H	Alcorn	57 51
												351	H	Mississippi Val.	91 54
LAST 10 Division I															
210	H	SMU	57 52	275	H	Alabama A&M	79 71								
4	H	UConn	56 <b>68</b>	351	H	Mississippi Val.	91 54								
126	A	Tulane	55 <b>59</b>	188	A	Little Rock	68 50								
120	H	Cincinnati	66 <b>73</b>	241	H	Arkansas St.	78 50								
158	A	Houston	65 <b>75</b>	132	H	UAB	77 52								

Non-Div I Games:

Memphis

■ Loss, 
 ■ Non-Conf, S Site, 
 ■ Home 
 ■ Away 
 N Neutral

Average RPI Win: <b>323</b>	WON-LOST	WINNING	LAST 10	STRENGTH OF	OPP. STRENGTH	TEAM	ADJ.	CONF.	ADJ CONF.
Average RPI Loss: <b>172</b>	RECORD	PCT. RANK	GAMES	SCHEDULE	OF SCHEDULE	RPI	RPI	RPI	RPI
DIV. I ONLY	2- 16	336	0-10	253	234	328	328	24	24
DIV. I NON-CONF.	2- 12	318	0-6	231	244	317	317	20	20
TOTALS	RPI 1-25	RPI 26-50	W-L RECORDS	RPI 51-100	RPI 101-150	RPI 150+			
2- 16	0- 0	0- 2	OVERALL	0- 2	0- 1	2- 11			
1- 6	0- 0	0- 1	HOME	0- 0	0- 0	1- 5			
1- 10	0- 0	0- 1	AWAY	0- 2	0- 1	1- 6			
0- 0	0- 0	0- 0	NEUTRAL	0- 0	0- 0	0- 0			
2- 12	0- 0	0- 2	NON-CONFERENCE	0- 2	0- 1	2- 7			
1- 5	0- 0	0- 1	HOME	0- 0	0- 0	1- 4			
1- 7	0- 0	0- 1	AWAY	0- 2	0- 1	1- 3			
0- 0	0- 0	0- 0	NEUTRAL	0- 0	0- 0	0- 0			
0- 4	0- 0	0- 0	CONFERENCE	0- 0	0- 0	0- 4			
0- 1	0- 0	0- 0	HOME	0- 0	0- 0	0- 1			
0- 3	0- 0	0- 0	AWAY	0- 0	0- 0	0- 3			
0- 0	0- 0	0- 0	NEUTRAL	0- 0	0- 0	0- 0			

RPI S	Opponent	Score	RPI S	Opponent	Score	RPI S	Opponent	Score	RPI S	Opponent	Score	Team's RPI: 328
31	H Western Ky.	62 75	68	A Georgia	60 76	142	A Florida	50 71				
45	A Yale	60 68	69	A Alabama	56 111	154	A Furman	49 62				
						155	A Columbia	48 77				
						165	A Samford	64 72				
						177	H Clemson	61 65				
						220	H Gardner-Webb	62 65				
						223	A Kennesaw St.	64 92				
						234	H ETSU	66 72				
						236	H Jacksonville	83 87				
						266	A Appalachian St.	68 77				
						270	H Eastern Ky.	60 61				
						296	H Ga. Southern	62 52				
						299	A Wofford	49 77				
						349	A South Carolina St.	66 55				
LAST 10 Division I												
234	H ETSU	66 72	45	A Yale	60 68							
165	A Samford	64 72	236	H Jacksonville	83 87							
299	A Wofford	49 77	220	H Gardner-Webb	62 65							
154	A Furman	49 62	142	A Florida	50 71							
155	A Columbia	48 77	177	H Clemson	61 65							

Non-Div I Games: LaGrange 74 47

Mercer

Average RPI Win:	250	WON-LOST	WINNING	LAST 10	STRENGTH OF	OPP. STRENGTH	TEAM	ADJ.	CONF.	ADJ CONF.
Average RPI Loss:	151	RECORD	PCT. RANK	GAMES	SCHEDULE	OF SCHEDULE	RPI	RPI	RPI	RPI
DIV. I ONLY	9- 7	143	6-4	218	316	168	168	29	29	
DIV. I NON-CONF.	5- 4	140	2-1	102	312	116	116	30	30	
TOTALS	RPI 1-25	RPI 26-50	W-L RECORDS	RPI 51-100	RPI 101-150	RPI 150+				
9- 7	0- 0	0- 0	OVERALL	0- 0	1- 5	8- 2				
5- 2	0- 0	0- 0	HOME	0- 0	0- 2	5- 0				
4- 5	0- 0	0- 0	AWAY	0- 0	1- 3	3- 2				
0- 0	0- 0	0- 0	NEUTRAL	0- 0	0- 0	0- 0				
5- 4	0- 0	0- 0	NON-CONFERENCE	0- 0	1- 3	4- 1				
3- 1	0- 0	0- 0	HOME	0- 0	0- 1	3- 0				
2- 3	0- 0	0- 0	AWAY	0- 0	1- 2	1- 1				
0- 0	0- 0	0- 0	NEUTRAL	0- 0	0- 0	0- 0				
4- 3	0- 0	0- 0	CONFERENCE	0- 0	0- 2	4- 1				
2- 1	0- 0	0- 0	HOME	0- 0	0- 1	2- 0				
2- 2	0- 0	0- 0	AWAY	0- 0	0- 1	2- 1				
0- 0	0- 0	0- 0	NEUTRAL	0- 0	0- 0	0- 0				

RPI 1-25			RPI 26-50			RPI 51-100			RPI 101+ Team's RPI: 168		
RPI	S	Opponent	Score	RPI	S	Opponent	Score	RPI	S	Opponent	Score
								112	A	Holy Cross	42 68
								114	H	Lehigh	68 72
								133	A	Robert Morris	50 72
								133	H	Robert Morris	62 68
								134	A	Massachusetts	79 64
								143	A	Illinois	72 75
								153	A	Dartmouth	52 57
								212	H	Mt. St. Mary's	76 55
								224	A	Brown	72 57
								228	A	Saint Francis (PA)	71 56
								233	H	UMass Lowell	73 50
								271	A	Sacred Heart	60 63
								277	H	Vermont	78 53
								278	H	New Hampshire	64 54
								321	H	Bryant	78 66
								345	A	Central Conn. St.	65 56
LAST 10 Division I											
228	A	Saint Francis (PA)	71 56	133	H	Robert Morris	62 68				
133	A	Robert Morris	50 72	271	A	Sacred Heart	60 63				
212	H	Mt. St. Mary's	76 55	277	H	Vermont	78 53				
345	A	Central Conn. St.	65 56	233	H	UMass Lowell	73 50				
321	H	Bryant	78 66	143	A	Illinois	72 75				

Non-Div I Games: Eastern Nazarene 82 50 Fisher 81 42

Merrimack

■ Loss, 
 ■ Non-Conf, 
 ■ S Site, 
 ■ H Home 
 ■ A Away 
 N Neutral

Average RPI Win: 135		WON-LOST	WINNING	LAST 10	STRENGTH OF		OPP. STRENGTH	TEAM	ADJ.	CONF.	ADJ CONF.
Average RPI Loss: 35		RECORD	PCT. RANK	GAMES	SCHEDULE		OF SCHEDULE	RPI	RPI	RPI	RPI
DIV. I ONLY		11- 8	133	5-5	8		35	55	55	5	5
DIV. I NON-CONF.		8- 3	68	2-0	7		64	28	28	3	3
<hr/>											
TOTALS	RPI 1-25	RPI 26-50		W-L RECORDS		RPI 51-100		RPI 101-150		RPI 150+	
11- 8	0- 5	0- 1		OVERALL		4- 1		2- 1		5- 0	
10- 4	0- 4	0- 0		HOME		4- 0		1- 0		5- 0	
0- 4	0- 1	0- 1		AWAY		0- 1		0- 1		0- 0	
1- 0	0- 0	0- 0		NEUTRAL		0- 0		1- 0		0- 0	
<hr/>											
8- 3	0- 3	0- 0		NON-CONFERENCE		3- 0		1- 0		4- 0	
7- 2	0- 2	0- 0		HOME		3- 0		0- 0		4- 0	
0- 1	0- 1	0- 0		AWAY		0- 0		0- 0		0- 0	
1- 0	0- 0	0- 0		NEUTRAL		0- 0		1- 0		0- 0	
<hr/>											
3- 5	0- 2	0- 1		CONFERENCE		1- 1		1- 1		1- 0	
3- 2	0- 2	0- 0		HOME		1- 0		1- 0		1- 0	
0- 3	0- 0	0- 1		AWAY		0- 1		0- 1		0- 0	
0- 0	0- 0	0- 0		NEUTRAL		0- 0		0- 0		0- 0	

RPI S	Opponent	Score	RPI S	Opponent	Score	RPI S	Opponent	Score	RPI S	Opponent	Score
2	H Louisville	41 87	46	A Georgia Tech	54 61	53	H IUPUI	74 65	118	H Syracuse	77 62
9	H Oregon St.	53 75				57	A North Carolina	58 78	122	A Notre Dame	53 76
13	H Indiana	45 58				62	H Wake Forest	59 56	127	N N.C. A&T	68 67
14	A DePaul	83 89				73	H Washington St.	74 68	159	H Jackson St.	83 68
18	H Florida St.	62 73				82	H North Florida	78 55	177	H Clemson	68 64
									192	H Binghamton	79 56
									195	H Miami (OH)	80 62
									246	H UNC Asheville	75 46
LAST 10 Division I											
177	H Clemson	68 64	18	H Florida St.	62 73						
122	A Notre Dame	53 76	46	A Georgia Tech	54 61						
57	A North Carolina	58 78	62	H Wake Forest	59 56						
118	H Syracuse	77 62	73	H Washington St.	74 68						
2	H Louisville	41 87	246	H UNC Asheville	75 46						

Non-Div I Games:

Miami (FL)

■ Loss, 
 ■ Non-Conf, S Site, 
 ■ Home 
 ■ Away 
 N Neutral

## Miami (OH)

Through Games Of Jan. 23, 2020

Average RPI Win:	283	WON-LOST	WINNING	LAST 10	STRENGTH OF	OPP. STRENGTH	TEAM	ADJ.	CONF.	ADJ CONF.
Average RPI Loss:	96	RECORD	PCT. RANK	GAMES	SCHEDULE	OF SCHEDULE	RPI	RPI	RPI	RPI
DIV. I ONLY	7- 10	218	3-7	211	121	195	195	10	10	
DIV. I NON-CONF.	6- 5	151	2-2	273	178	152	152	10	10	
TOTALS	RPI 1-25	RPI 26-50	W-L RECORDS	RPI 51-100	RPI 101-150	RPI 150+				
7- 10	0- 2	0- 0	OVERALL	0- 3	0- 3	7- 2				
3- 2	0- 0	0- 0	HOME	0- 1	0- 1	3- 0				
3- 7	0- 2	0- 0	AWAY	0- 2	0- 1	3- 2				
1- 1	0- 0	0- 0	NEUTRAL	0- 0	0- 1	1- 0				
6- 5	0- 1	0- 0	NON-CONFERENCE	0- 2	0- 2	6- 0				
2- 0	0- 0	0- 0	HOME	0- 0	0- 0	2- 0				
3- 4	0- 1	0- 0	AWAY	0- 2	0- 1	3- 0				
1- 1	0- 0	0- 0	NEUTRAL	0- 0	0- 1	1- 0				
1- 5	0- 1	0- 0	CONFERENCE	0- 1	0- 1	1- 2				
1- 2	0- 0	0- 0	HOME	0- 1	0- 1	1- 0				
0- 3	0- 1	0- 0	AWAY	0- 0	0- 0	0- 2				
0- 0	0- 0	0- 0	NEUTRAL	0- 0	0- 0	0- 0				

RPI	S	Opponent	Score	RPI	S	Opponent	Score	RPI	S	Opponent	Score	RPI	S	Opponent	Score	Team's RPI: 195
14	A	DePaul	79 98					55	A	Miami (FL)	62 80	108	N	Liberty	53 65	
22	A	Central Mich.	70 76					76	A	Bradley	68 79	110	H	Kent St.	75 78	
								80	H	Buffalo	72 86	120	A	Cincinnati	68 98	
												179	A	Eastern Mich.	53 80	
												193	A	Akron	62 70	
												194	H	Northern Ill.	66 64	
												254	A	South Alabama	76 73	
												270	A	Eastern Ky.	75 57	
												297	A	Pittsburgh	80 71	
												301	N	Prairie View	65 52	
												326	H	Evansville	72 64	
												342	H	UIC	85 35	
LAST 10 Division I																
193	A	Akron	62 70	80	H	Buffalo	72 86									
110	H	Kent St.	75 78	326	H	Evansville	72 64									
179	A	Eastern Mich.	53 80	297	A	Pittsburgh	80 71									
22	A	Central Mich.	70 76	120	A	Cincinnati	68 98									
194	H	Northern Ill.	66 64	55	A	Miami (FL)	62 80									

Non-Div I Games: Tiffin 83 51

Miami (OH)

Loss, Non-Conf, S Site, H Home A Away N Neutral

## Michigan

Through Games Of Jan. 23, 2020

Average RPI Win:	168	WON-LOST	WINNING	LAST 10	STRENGTH OF	OPP. STRENGTH	TEAM	ADJ.	CONF.	ADJ CONF.
Average RPI Loss:	44	RECORD	PCT. RANK	GAMES	SCHEDULE	OF SCHEDULE	RPI	RPI	RPI	RPI
DIV. I ONLY	12- 6	70	5-5	62	57	54	54	2	2	
DIV. I NON-CONF.	9- 2	38	2-1	110	140	59	59	2	2	
TOTALS	RPI 1-25	RPI 26-50	W-L RECORDS	RPI 51-100	RPI 101-150	RPI 150+				
12- 6	0- 3	0- 1	OVERALL	2- 1	4- 1	6- 0				
8- 2	0- 1	0- 0	HOME	2- 0	2- 1	4- 0				
3- 3	0- 1	0- 1	AWAY	0- 1	1- 0	2- 0				
1- 1	0- 1	0- 0	NEUTRAL	0- 0	1- 0	0- 0				
9- 2	0- 1	0- 0	NON-CONFERENCE	1- 0	3- 1	5- 0				
6- 1	0- 0	0- 0	HOME	1- 0	2- 1	3- 0				
2- 0	0- 0	0- 0	AWAY	0- 0	0- 0	2- 0				
1- 1	0- 1	0- 0	NEUTRAL	0- 0	1- 0	0- 0				
3- 4	0- 2	0- 1	CONFERENCE	1- 1	1- 0	1- 0				
2- 1	0- 1	0- 0	HOME	1- 0	0- 0	1- 0				
1- 3	0- 1	0- 1	AWAY	0- 1	1- 0	0- 0				
0- 0	0- 0	0- 0	NEUTRAL	0- 0	0- 0	0- 0				

RPI 1-25				RPI 26-50				RPI 51-100				RPI 101+			
RPI	S	Opponent	Score	RPI	S	Opponent	Score	RPI	S	Opponent	Score	RPI	S	Opponent	Score
16	A	Maryland	55 70	29	A	Ohio St.	69 78	60	A	Nebraska	71 74	110	N	Kent St.	88 53
16	H	Maryland	49 77					76	H	Bradley	77 57	118	A	Wisconsin	68 56
18	N	Florida St.	69 79					91	H	Michigan St.	89 69	118	H	Syracuse	84 76
												122	H	Notre Dame	72 76
												141	H	Western Mich.	76 55
												179	A	Eastern Mich.	57 38
												189	H	Penn St.	82 48
												193	A	Akron	80 71
												266	H	Appalachian St.	62 35
												268	H	Morgan St.	80 48
												269	H	Oakland	79 64
LAST 10 Division I															
60	A	Nebraska	71 74	189	H	Penn St.	82 48	16	A	Maryland	55 70	18	N	Florida St.	69 79
118	A	Wisconsin	68 56	266	H	Appalachian St.	62 35	269	H	Oakland	79 64				
16	H	Maryland	49 77												
29	A	Ohio St.	69 78												
91	H	Michigan St.	89 69												

Non-Div I Games:

Michigan

■ Loss, 
■ Non-Conf, 
■ S Site, 
■ H Home 
■ A Away 
N Neutral

Average RPI Win:	173	WON-LOST	WINNING	LAST 10	STRENGTH OF	OPP. STRENGTH	TEAM	ADJ.	CONF.	ADJ CONF.
Average RPI Loss:	59	RECORD	PCT. RANK	GAMES	SCHEDULE	OF SCHEDULE	RPI	RPI	RPI	RPI
DIV. I ONLY	11- 8	133	4-6	85	18	91	91	2	2	
DIV. I NON-CONF.	7- 4	100	0-2	261	43	154	154	2	2	
TOTALS	RPI 1-25	RPI 26-50	W-L RECORDS	RPI 51-100	RPI 101-150	RPI 150+				
11- 8	0- 4	2- 1	OVERALL	1- 1	2- 1	6- 1				
8- 1	0- 1	1- 0	HOME	1- 0	1- 0	5- 0				
2- 4	0- 2	1- 0	AWAY	0- 1	1- 0	0- 1				
1- 3	0- 1	0- 1	NEUTRAL	0- 0	0- 1	1- 0				
7- 4	0- 2	0- 1	NON-CONFERENCE	0- 0	1- 1	6- 0				
5- 0	0- 0	0- 0	HOME	0- 0	0- 0	5- 0				
1- 1	0- 1	0- 0	AWAY	0- 0	1- 0	0- 0				
1- 3	0- 1	0- 1	NEUTRAL	0- 0	0- 1	1- 0				
4- 4	0- 2	2- 0	CONFERENCE	1- 1	1- 0	0- 1				
3- 1	0- 1	1- 0	HOME	1- 0	1- 0	0- 0				
1- 3	0- 1	1- 0	AWAY	0- 1	0- 0	0- 1				
0- 0	0- 0	0- 0	NEUTRAL	0- 0	0- 0	0- 0				

RPI 1-25				RPI 26-50				RPI 51-100				Team's RPI: 91				RPI 101+			
RPI	S	Opponent	Score	RPI	S	Opponent	Score	RPI	S	Opponent	Score	RPI	S	Opponent	Score	RPI	S	Opponent	Score
13	A	Indiana	67 79	29	H	Ohio St.	68 65	54	A	Michigan	69 89	118	H	Wisconsin	69 52				
15	H	Northwestern	48 76	38	A	Rutgers	66 55	60	H	Nebraska	78 70	118	N	Syracuse	63 77				
18	A	Florida St.	68 78	40	N	West Virginia	57 63					122	A	Notre Dame	72 69				
24	N	LSU	56 58									176	N	Kansas St.	65 60				
												179	H	Eastern Mich.	85 50				
												189	A	Penn St.	73 86				
												260	H	Morehead St.	93 48				
												269	H	Oakland	76 56				
												313	H	Detroit Mercy	110 52				
												344	H	Hartford	79 34				
LAST 10 Division I																			
				15	H	Northwestern	48 76	54	A	Michigan	69 89								
				38	A	Rutgers	66 55	60	H	Nebraska	78 70								
				29	H	Ohio St.	68 65	13	A	Indiana	67 79								
				118	H	Wisconsin	69 52	40	N	West Virginia	57 63								
				189	A	Penn St.	73 86	118	N	Syracuse	63 77								

Non-Div I Games:

Michigan St.

■ Loss, 
 ■ Non-Conf, 
 S Site, 
 ■ Home 
 ■ Away 
 N Neutral



Average RPI Win:	171	WON-LOST	WINNING	LAST 10	STRENGTH OF	OPP. STRENGTH	TEAM	ADJ.	CONF.	ADJ CONF.
Average RPI Loss:	63	RECORD	PCT. RANK	GAMES	SCHEDULE	OF SCHEDULE	RPI	RPI	RPI	RPI
DIV. I ONLY	12- 7	101	6-4	42	86	59	59	13	13	
DIV. I NON-CONF.	8- 4	90	2-1	23	40	41	41	13	13	
TOTALS	RPI 1-25	RPI 26-50	W-L RECORDS	RPI 51-100	RPI 101-150	RPI 150+				
12- 7	0- 2	1- 3	OVERALL	1- 1	4- 0	6- 1				
8- 2	0- 1	1- 1	HOME	1- 0	2- 0	4- 0				
3- 3	0- 0	0- 1	AWAY	0- 1	1- 0	2- 1				
1- 2	0- 1	0- 1	NEUTRAL	0- 0	1- 0	0- 0				
8- 4	0- 2	1- 1	NON-CONFERENCE	0- 1	4- 0	3- 0				
5- 1	0- 1	1- 0	HOME	0- 0	2- 0	2- 0				
2- 1	0- 0	0- 0	AWAY	0- 1	1- 0	1- 0				
1- 2	0- 1	0- 1	NEUTRAL	0- 0	1- 0	0- 0				
4- 3	0- 0	0- 2	CONFERENCE	1- 0	0- 0	3- 1				
3- 1	0- 0	0- 1	HOME	1- 0	0- 0	2- 0				
1- 2	0- 0	0- 1	AWAY	0- 0	0- 0	1- 1				
0- 0	0- 0	0- 0	NEUTRAL	0- 0	0- 0	0- 0				

RPI 1-25				RPI 26-50				RPI 51-100				RPI 101+			
RPI	S	Opponent	Score	RPI	S	Opponent	Score	RPI	S	Opponent	Score	RPI	S	Opponent	Score
10	N	Gonzaga	50 62	26	H	TCU	82 70	71	H	Charlotte	83 59	121	H	VCU	86 63
20	H	Kentucky	52 67	27	N	Arizona St.	60 61	78	A	Belmont	57 68	126	A	Tulane	64 62
				31	A	Western Ky.	63 71					145	H	Tennessee Tech	64 58
				37	H	Old Dominion	56 67					147	N	Auburn	73 50
												154	H	Furman	78 62
												175	H	Fla. Atlantic	81 66
												238	A	Louisiana Tech	60 78
												249	A	Marshall	75 55
												251	H	Lipscomb	70 49
												282	A	East Carolina	68 66
												300	H	FIU	72 56
LAST 10 Division I															
238	A	Louisiana Tech	60 78	71	H	Charlotte	83 59								
300	H	FIU	72 56	37	H	Old Dominion	56 67								
175	H	Fla. Atlantic	81 66	26	H	TCU	82 70								
31	A	Western Ky.	63 71	121	H	VCU	86 63								
249	A	Marshall	75 55	78	A	Belmont	57 68								

Non-Div I Games:

Middle Tenn.

■ Loss, 
 ■ Non-Conf, 
 ■ S Site, 
 ■ H Home 
 ■ A Away 
 N Neutral

Average RPI Win:	260	WON-LOST	WINNING	LAST 10	STRENGTH OF	OPP. STRENGTH	TEAM	ADJ.	CONF.	ADJ CONF.
Average RPI Loss:	127	RECORD	PCT. RANK	GAMES	SCHEDULE	OF SCHEDULE	RPI	RPI	RPI	RPI
DIV. I ONLY	5- 12	275	3-7	206	142	280	280	21	21	
DIV. I NON-CONF.	2- 8	295	0-3	105	69	274	274	18	18	
TOTALS	RPI 1-25	RPI 26-50	W-L RECORDS	RPI 51-100	RPI 101-150	RPI 150+				
5- 12	0- 2	0- 1	OVERALL	0- 2	1- 1	4- 6				
4- 5	0- 0	0- 1	HOME	0- 1	1- 0	3- 3				
1- 7	0- 2	0- 0	AWAY	0- 1	0- 1	1- 3				
0- 0	0- 0	0- 0	NEUTRAL	0- 0	0- 0	0- 0				
2- 8	0- 2	0- 1	NON-CONFERENCE	0- 1	0- 1	2- 3				
2- 3	0- 0	0- 1	HOME	0- 0	0- 0	2- 2				
0- 5	0- 2	0- 0	AWAY	0- 1	0- 1	0- 1				
0- 0	0- 0	0- 0	NEUTRAL	0- 0	0- 0	0- 0				
3- 4	0- 0	0- 0	CONFERENCE	0- 1	1- 0	2- 3				
2- 2	0- 0	0- 0	HOME	0- 1	1- 0	1- 1				
1- 2	0- 0	0- 0	AWAY	0- 0	0- 0	1- 2				
0- 0	0- 0	0- 0	NEUTRAL	0- 0	0- 0	0- 0				

RPI 1-25				RPI 26-50				RPI 51-100				RPI 101+ Team's RPI: 280			
RPI	S	Opponent	Score	RPI	S	Opponent	Score	RPI	S	Opponent	Score	RPI	S	Opponent	Score
14	A	DePaul	65 94	36	H	Marquette	56 78	53	H	IUPUI	52 75	118	A	Wisconsin	40 71
25	A	Purdue	55 68					67	A	Minnesota	61 77	144	H	Wright St.	60 58
												155	A	Columbia	46 74
												181	A	Green Bay	48 61
												186	H	North Dakota	58 66
												194	H	Northern Ill.	78 65
												197	H	Bowling Green	51 63
												221	H	Northern Ky.	49 61
												269	A	Oakland	62 78
												305	H	Ark.-Pine Bluff	69 55
												313	A	Detroit Mercy	63 48
												342	H	UIC	71 55
LAST 10 Division I															
53	H	IUPUI	52 75	221	H	Northern Ky.	49 61								
342	H	UIC	71 55	144	H	Wright St.	60 58								
269	A	Oakland	62 78	186	H	North Dakota	58 66								
313	A	Detroit Mercy	63 48	197	H	Bowling Green	51 63								
181	A	Green Bay	48 61	36	H	Marquette	56 78								

Non-Div I Games: Wis.-Parkside 84 77

Milwaukee

■ Loss, 
 ■ Non-Conf, S Site, 
 ■ Home 
 ■ Away 
 N Neutral

# Minnesota

Through Games Of Jan. 23, 2020

Average RPI Win:	169	WON-LOST	WINNING	LAST 10	STRENGTH OF	OPP. STRENGTH	TEAM	ADJ.	CONF.	ADJ CONF.
Average RPI Loss:	53	RECORD	PCT. RANK	GAMES	SCHEDULE	OF SCHEDULE	RPI	RPI	RPI	RPI
DIV. I ONLY	12- 7	101	4-6	60	22	67	67	2	2	
DIV. I NON-CONF.	10- 1	19	2-0	132	95	35	35	2	2	
TOTALS	RPI 1-25	RPI 26-50	W-L RECORDS	RPI 51-100	RPI 101-150	RPI 150+				
12- 7	1- 3	1- 1	OVERALL	0- 1	3- 2	7- 0				
7- 5	0- 3	1- 1	HOME	0- 0	2- 1	4- 0				
5- 2	1- 0	0- 0	AWAY	0- 1	1- 1	3- 0				
0- 0	0- 0	0- 0	NEUTRAL	0- 0	0- 0	0- 0				
10- 1	0- 1	1- 0	NON-CONFERENCE	0- 0	3- 0	6- 0				
7- 1	0- 1	1- 0	HOME	0- 0	2- 0	4- 0				
3- 0	0- 0	0- 0	AWAY	0- 0	1- 0	2- 0				
0- 0	0- 0	0- 0	NEUTRAL	0- 0	0- 0	0- 0				
2- 6	1- 2	0- 1	CONFERENCE	0- 1	0- 2	1- 0				
0- 4	0- 2	0- 1	HOME	0- 0	0- 1	0- 0				
2- 2	1- 0	0- 0	AWAY	0- 1	0- 1	1- 0				
0- 0	0- 0	0- 0	NEUTRAL	0- 0	0- 0	0- 0				

RPI S	Opponent	Score	RPI S	Opponent	Score	RPI S	Opponent	Score	RPI S	Opponent	Score
3	H Missouri St.	69 77	27	H Arizona St.	80 66	60	A Nebraska	58 72	114	H Lehigh	77 49
5	H Iowa	75 76	29	H Ohio St.	63 66				118	H Wisconsin	62 72
15	H Northwestern	54 56							122	A Notre Dame	75 67
25	A Purdue	72 59							125	H Montana St.	71 60
									143	A Illinois	71 74
									152	A George Washington	83 50
									189	A Penn St.	81 74
									196	A American	70 53
									203	H UC Davis	76 67
									277	H Vermont	90 58
									280	H Milwaukee	77 61
									321	H Bryant	101 56
LAST 10 Division I											
118	H Wisconsin	62 72	60	A Nebraska	58 72						
25	A Purdue	72 59	29	H Ohio St.	63 66						
5	H Iowa	75 76	189	A Penn St.	81 74						
143	A Illinois	71 74	114	H Lehigh	77 49						
15	H Northwestern	54 56	203	H UC Davis	76 67						

Non-Div I Games:

Minnesota

Loss, Non-Conf, S Site, H Home A Away N Neutral

## Mississippi St.

Through Games Of Jan. 23, 2020

Average RPI Win:	120	WON-LOST	WINNING	LAST 10	STRENGTH OF	OPP. STRENGTH	TEAM	ADJ.	CONF.	ADJ CONF.
Average RPI Loss:	16	RECORD	PCT. RANK	GAMES	SCHEDULE	OF SCHEDULE	RPI	RPI	RPI	RPI
DIV. I ONLY	17- 3	20	9-1	21	16	12	12	4	4	
DIV. I NON-CONF.	12- 2	29	4-0	39	30	14	14	5	5	
TOTALS	RPI 1-25	RPI 26-50	W-L RECORDS	RPI 51-100	RPI 101-150	RPI 150+				
17- 3	1- 2	2- 1	OVERALL	5- 0	3- 0	6- 0				
7- 1	1- 0	0- 1	HOME	2- 0	1- 0	3- 0				
6- 1	0- 1	1- 0	AWAY	2- 0	2- 0	1- 0				
4- 1	0- 1	1- 0	NEUTRAL	1- 0	0- 0	2- 0				
12- 2	0- 1	2- 1	NON-CONFERENCE	3- 0	1- 0	6- 0				
5- 1	0- 0	0- 1	HOME	2- 0	0- 0	3- 0				
3- 0	0- 0	1- 0	AWAY	0- 0	1- 0	1- 0				
4- 1	0- 1	1- 0	NEUTRAL	1- 0	0- 0	2- 0				
5- 1	1- 1	0- 0	CONFERENCE	2- 0	2- 0	0- 0				
2- 0	1- 0	0- 0	HOME	0- 0	1- 0	0- 0				
3- 1	0- 1	0- 0	AWAY	2- 0	1- 0	0- 0				
0- 0	0- 0	0- 0	NEUTRAL	0- 0	0- 0	0- 0				

RPI 1-25				RPI 26-50				RPI 51-100				RPI 101+			
RPI	S	Opponent	Score	RPI	S	Opponent	Score	RPI	S	Opponent	Score	RPI	S	Opponent	Score
1	A	South Carolina	79 81	33	N	Virginia	72 59	65	A	Vanderbilt	68 52	131	A	Louisiana	64 48
6	N	Stanford	62 67	36	A	Marquette	74 68	68	A	Georgia	73 66	142	H	Florida	93 47
24	H	LSU	64 60	40	H	West Virginia	65 71	70	H	Troy	122 82	150	A	Missouri	79 64
								81	H	UT Martin	82 46	159	A	Jackson St.	92 53
								86	N	South Fla.	86 61	181	N	Green Bay	83 58
												188	H	Little Rock	89 50
												190	H	Southern Miss.	91 58
												216	H	Murray St.	124 43
												226	N	San Francisco	73 38
LAST 10 Division I															
65	A	Vanderbilt	68 52	142	H	Florida	93 47								
1	A	South Carolina	79 81	188	H	Little Rock	89 50								
24	H	LSU	64 60	33	N	Virginia	72 59								
150	A	Missouri	79 64	86	N	South Fla.	86 61								
68	A	Georgia	73 66	131	A	Louisiana	64 48								

Non-Div I Games:

Mississippi St.

■ Loss, 
 ■ Non-Conf, S Site, 
 ■ Home 
 ■ Away 
 N Neutral

Average RPI Win:	350	WON-LOST	WINNING	LAST 10	STRENGTH OF	OPP. STRENGTH	TEAM	ADJ.	CONF.	ADJ CONF.
Average RPI Loss:	248	RECORD	PCT. RANK	GAMES	SCHEDULE	OF SCHEDULE	RPI	RPI	RPI	RPI
DIV. I ONLY	1- 15	344	1-9	347	345	351	351	31	31	
DIV. I NON-CONF.	1- 10	329	1-4	324	336	347	347	28	28	
TOTALS	RPI 1-25	RPI 26-50	W-L RECORDS	RPI 51-100	RPI 101-150	RPI 150+				
1- 15	0- 0	0- 0	OVERALL	0- 0	0- 0	1- 15				
1- 5	0- 0	0- 0	HOME	0- 0	0- 0	1- 5				
0- 9	0- 0	0- 0	AWAY	0- 0	0- 0	0- 9				
0- 1	0- 0	0- 0	NEUTRAL	0- 0	0- 0	0- 1				
1- 10	0- 0	0- 0	NON-CONFERENCE	0- 0	0- 0	1- 10				
1- 2	0- 0	0- 0	HOME	0- 0	0- 0	1- 2				
0- 7	0- 0	0- 0	AWAY	0- 0	0- 0	0- 7				
0- 1	0- 0	0- 0	NEUTRAL	0- 0	0- 0	0- 1				
0- 5	0- 0	0- 0	CONFERENCE	0- 0	0- 0	0- 5				
0- 3	0- 0	0- 0	HOME	0- 0	0- 0	0- 3				
0- 2	0- 0	0- 0	AWAY	0- 0	0- 0	0- 2				
0- 0	0- 0	0- 0	NEUTRAL	0- 0	0- 0	0- 0				

RPI 1-25				RPI 26-50				RPI 51-100				RPI 101+				Team's RPI: 351	
RPI	S	Opponent	Score	RPI	S	Opponent	Score	RPI	S	Opponent	Score	RPI	S	Opponent	Score		
												162	A	North Ala.	60	86	
												164	A	Memphis	54	91	
												166	H	Austin Peay	82	100	
												190	A	Southern Miss.	80	84	
												216	H	Murray St.	66	72	
												217	A	Wyoming	22	95	
												244	H	Southern U.	54	84	
												256	A	Colorado St.	46	65	
												275	A	Alabama A&M	48	68	
												276	N	Omaha	70	78	
												279	A	Ole Miss	53	72	
												305	H	Ark.-Pine Bluff	77	80	
												308	A	Alabama St.	64	77	
												310	H	Alcorn	67	81	
												346	A	La.-Monroe	66	74	
												350	H	Florida A&M	71	70	
LAST 10 Division I																	
				244	H	Southern U.	54	84		346	A	La.-Monroe	66	74			
				310	H	Alcorn	67	81		164	A	Memphis	54	91			
				275	A	Alabama A&M	48	68		256	A	Colorado St.	46	65			
				308	A	Alabama St.	64	77		217	A	Wyoming	22	95			
				305	H	Ark.-Pine Bluff	77	80		350	H	Florida A&M	71	70			

Non-Div I Games:

Mississippi Val.

Average RPI Win:	190	WON-LOST	WINNING	LAST 10	STRENGTH OF	OPP. STRENGTH	TEAM	ADJ.	CONF.	ADJ CONF.
Average RPI Loss:	78	RECORD	PCT. RANK	GAMES	SCHEDULE	OF SCHEDULE	RPI	RPI	RPI	RPI
DIV. I ONLY	5- 14	291	2-8	9	74	150	150	4	4	
DIV. I NON-CONF.	3- 10	282	0-4	37	106	225	225	5	5	
TOTALS	RPI 1-25	RPI 26-50	W-L RECORDS	RPI 51-100	RPI 101-150	RPI 150+				
5- 14	1- 4	0- 2	OVERALL	0- 4	1- 1	3- 3				
4- 6	1- 3	0- 0	HOME	0- 2	1- 1	2- 0				
1- 6	0- 1	0- 2	AWAY	0- 1	0- 0	1- 2				
0- 2	0- 0	0- 0	NEUTRAL	0- 1	0- 0	0- 1				
3- 10	0- 2	0- 1	NON-CONFERENCE	0- 3	1- 1	2- 3				
3- 4	0- 1	0- 0	HOME	0- 2	1- 1	2- 0				
0- 4	0- 1	0- 1	AWAY	0- 0	0- 0	0- 2				
0- 2	0- 0	0- 0	NEUTRAL	0- 1	0- 0	0- 1				
2- 4	1- 2	0- 1	CONFERENCE	0- 1	0- 0	1- 0				
1- 2	1- 2	0- 0	HOME	0- 0	0- 0	0- 0				
1- 2	0- 0	0- 1	AWAY	0- 1	0- 0	1- 0				
0- 0	0- 0	0- 0	NEUTRAL	0- 0	0- 0	0- 0				

RPI 1-25				RPI 26-50				RPI 51-100				RPI 101+ Team's RPI: 150			
RPI	S	Opponent	Score	RPI	S	Opponent	Score	RPI	S	Opponent	Score	RPI	S	Opponent	Score
1	H	South Carolina	45 78	41	A	South Dakota	56 72	52	H	UNI	73 78	109	H	Saint Louis	83 58
3	A	Missouri St.	72 79	47	A	Arkansas	73 90	57	N	North Carolina	69 82	143	H	Illinois	51 58
12	H	Mississippi St.	64 79					58	A	Tennessee	66 77	181	A	Green Bay	64 72
21	H	Princeton	33 68					60	H	Nebraska	85 90	182	N	New Mexico	68 71
24	H	LSU	69 65									213	H	Western Ill.	97 89
												229	A	UMKC	56 59
												279	A	Ole Miss	71 57
												325	H	SIUE	68 51
LAST 10 Division I															
279	A	Ole Miss	71 57	58	A	Tennessee	66 77								
1	H	South Carolina	45 78	143	H	Illinois	51 58								
47	A	Arkansas	73 90	21	H	Princeton	33 68								
12	H	Mississippi St.	64 79	3	A	Missouri St.	72 79								
24	H	LSU	69 65	229	A	UMKC	56 59								

Non-Div I Games:

Missouri

■ Loss, 
 ■ Non-Conf, S Site, 
 ■ Home 
 ■ Away 
 N Neutral

Average RPI Win:	112	WON-LOST	WINNING	LAST 10	STRENGTH OF	OPP. STRENGTH	TEAM	ADJ.	CONF.	ADJ CONF.
Average RPI Loss:	30	RECORD	PCT. RANK	GAMES	SCHEDULE	OF SCHEDULE	RPI	RPI	RPI	RPI
DIV. I ONLY	13- 3	29	8-2	5	60	3	3	7	7	
DIV. I NON-CONF.	9- 2	38	4-1	9	19	4	4	7	7	
TOTALS	RPI 1-25	RPI 26-50	W-L RECORDS	RPI 51-100	RPI 101-150	RPI 150+				
13- 3	0- 2	3- 0	OVERALL	4- 1	2- 0	4- 0				
7- 0	0- 0	1- 0	HOME	1- 0	2- 0	3- 0				
6- 3	0- 2	2- 0	AWAY	3- 1	0- 0	1- 0				
0- 0	0- 0	0- 0	NEUTRAL	0- 0	0- 0	0- 0				
9- 2	0- 2	2- 0	NON-CONFERENCE	2- 0	2- 0	3- 0				
5- 0	0- 0	0- 0	HOME	0- 0	2- 0	3- 0				
4- 2	0- 2	2- 0	AWAY	2- 0	0- 0	0- 0				
0- 0	0- 0	0- 0	NEUTRAL	0- 0	0- 0	0- 0				
4- 1	0- 0	1- 0	CONFERENCE	2- 1	0- 0	1- 0				
2- 0	0- 0	1- 0	HOME	1- 0	0- 0	0- 0				
2- 1	0- 0	0- 0	AWAY	1- 1	0- 0	1- 0				
0- 0	0- 0	0- 0	NEUTRAL	0- 0	0- 0	0- 0				

RPI 1-25				Team's RPI: 3		RPI 26-50				RPI 51-100				RPI 101+					
RPI	S	Opponent	Score		RPI	S	Opponent	Score		RPI	S	Opponent	Score		RPI	S	Opponent	Score	
9	A	Oregon St.	69	80	32	A	Oklahoma	96	90	52	H	UNI	80	66	148	H	Wichita St.	68	55
10	A	Gonzaga	52	64	35	H	Drake	69	67	67	A	Minnesota	77	69	150	H	Missouri	79	72
					41	A	South Dakota	74	66	72	A	Southern Ill.	68	70	151	H	A&M-Corpus Christi	79	51
										98	A	Loyola Chicago	74	72	170	H	Santa Clara	71	64
										100	A	Boise St.	72	69	183	A	Valparaiso	81	68
															229	H	UMKC	83	58
LAST 10 Division I																			
					72	A	Southern Ill.	68	70	10	A	Gonzaga	52	64					
					52	H	UNI	80	66	150	H	Missouri	79	72					
					35	H	Drake	69	67	148	H	Wichita St.	68	55					
					183	A	Valparaiso	81	68	229	H	UMKC	83	58					
					98	A	Loyola Chicago	74	72	41	A	South Dakota	74	66					

Non-Div I Games: William Jewell 111 39

Missouri St.

Average RPI Win: <b>287</b>	WON-LOST	WINNING	LAST 10	STRENGTH OF	OPP. STRENGTH	TEAM	ADJ.	CONF.	ADJ CONF.
Average RPI Loss: <b>172</b>	RECORD	PCT. RANK	GAMES	SCHEDULE	OF SCHEDULE	RPI	RPI	RPI	RPI
DIV. I ONLY	5- 13	282	2-8	278	236	294	294	25	25
DIV. I NON-CONF.	3- 6	235	1-1	154	194	200	200	25	25
TOTALS	RPI 1-25	RPI 26-50	W-L RECORDS	RPI 51-100	RPI 101-150	RPI 150+			
5- 13	0- 1	0- 1	OVERALL	0- 2	0- 2	5- 7			
2- 4	0- 0	0- 0	HOME	0- 0	0- 1	2- 3			
2- 9	0- 1	0- 1	AWAY	0- 2	0- 1	2- 4			
1- 0	0- 0	0- 0	NEUTRAL	0- 0	0- 0	1- 0			
3- 6	0- 1	0- 1	NON-CONFERENCE	0- 1	0- 2	3- 1			
1- 1	0- 0	0- 0	HOME	0- 0	0- 1	1- 0			
1- 5	0- 1	0- 1	AWAY	0- 1	0- 1	1- 1			
1- 0	0- 0	0- 0	NEUTRAL	0- 0	0- 0	1- 0			
2- 7	0- 0	0- 0	CONFERENCE	0- 1	0- 0	2- 6			
1- 3	0- 0	0- 0	HOME	0- 0	0- 0	1- 3			
1- 4	0- 0	0- 0	AWAY	0- 1	0- 0	1- 3			
0- 0	0- 0	0- 0	NEUTRAL	0- 0	0- 0	0- 0			

RPI 1-25				RPI 26-50				RPI 51-100				RPI 101+ Team's RPI: 294			
RPI	S	Opponent	Score	RPI	S	Opponent	Score	RPI	S	Opponent	Score	RPI	S	Opponent	Score
21	A	Princeton	40 <b>52</b>	43	A	Arizona	34 <b>86</b>	51	A	Bucknell	37 <b>71</b>	115	H	Providence	52 <b>68</b>
								77	A	Marist	66 <b>76</b>	146	A	San Diego	49 <b>57</b>
												198	A	Quinnipiac	53 <b>60</b>
												207	H	Iona	33 <b>36</b>
												219	H	Manhattan	62 60
												225	H	Lafayette	52 44
												227	H	Niagara	70 <b>73</b>
												235	A	Fairfield	38 <b>49</b>
												285	A	Loyola Maryland	48 <b>64</b>
												307	A	Siena	39 <b>51</b>
												319	A	Albany (NY)	53 41
												329	H	Canisius	62 <b>71</b>
												331	N	Purdue Fort Wayne	60 46
												341	A	Saint Peter's	81 67
LAST 10 Division I															
307	A	Siena	39 <b>51</b>	235	A	Fairfield	38 <b>49</b>								
227	H	Niagara	70 <b>73</b>	329	H	Canisius	62 <b>71</b>								
198	A	Quinnipiac	53 <b>60</b>	77	A	Marist	66 <b>76</b>								
341	A	Saint Peter's	81 67	319	A	Albany (NY)	53 41								
207	H	Iona	33 <b>36</b>	285	A	Loyola Maryland	48 <b>64</b>								

Non-Div I Games:

Monmouth

■ Loss, 
■ Non-Conf, 
■ S Site, 
■ H Home 
■ A Away 
N Neutral



Montana

Through Games Of Jan. 23, 2020

Average RPI Win:	257	WON-LOST	WINNING	LAST 10	STRENGTH OF	OPP. STRENGTH	TEAM	ADJ.	CONF.	ADJ CONF.
Average RPI Loss:	140	RECORD	PCT. RANK	GAMES	SCHEDULE	OF SCHEDULE	RPI	RPI	RPI	RPI
DIV. I ONLY	7- 8	197	5-5	154	311	187	187	18	18	
DIV. I NON-CONF.	3- 4	201	1-1	27	320	120	120	17	17	
TOTALS	RPI 1-25	RPI 26-50	W-L RECORDS	RPI 51-100	RPI 101-150	RPI 150+				
7- 8	0- 0	0- 2	OVERALL	0- 1	0- 1	7- 4				
3- 4	0- 0	0- 1	HOME	0- 1	0- 0	3- 2				
4- 3	0- 0	0- 1	AWAY	0- 0	0- 1	4- 1				
0- 1	0- 0	0- 0	NEUTRAL	0- 0	0- 0	0- 1				
3- 4	0- 0	0- 2	NON-CONFERENCE	0- 1	0- 0	3- 1				
1- 2	0- 0	0- 1	HOME	0- 1	0- 0	1- 0				
2- 1	0- 0	0- 1	AWAY	0- 0	0- 0	2- 0				
0- 1	0- 0	0- 0	NEUTRAL	0- 0	0- 0	0- 1				
4- 4	0- 0	0- 0	CONFERENCE	0- 0	0- 1	4- 3				
2- 2	0- 0	0- 0	HOME	0- 0	0- 0	2- 2				
2- 2	0- 0	0- 0	AWAY	0- 0	0- 1	2- 1				
0- 0	0- 0	0- 0	NEUTRAL	0- 0	0- 0	0- 0				

RPI S	Opponent	Score	RPI S	Opponent	Score	RPI S	Opponent	Score	RPI S	Opponent	Score	Team's RPI: 187
41	A South Dakota	64 96	43	H Arizona	42 77	89	H Fresno St.	63 76	124	A Idaho	51 52	
									170	N Santa Clara	58 68	
									190	H Southern Utah	81 74	
									199	H Northern Colo.	58 67	
									201	A Portland St.	65 78	
									202	A Northern Ariz.	79 71	
									222	A Cal St. Fullerton	71 69	
									253	H Idaho St.	53 67	
									262	H Grand Canyon	72 67	
									288	H Eastern Wash.	92 54	
									318	A Sacramento St.	64 60	
									320	A Utah Valley	63 52	
LAST 10 Division I												
253	H Idaho St.	53 67	190	H Southern Utah	81 74							
124	A Idaho	51 52	318	A Sacramento St.	64 60							
201	A Portland St.	65 78	202	A Northern Ariz.	79 71							
288	H Eastern Wash.	92 54	41	A South Dakota	64 96							
199	H Northern Colo.	58 67	320	A Utah Valley	63 52							

Non-Div I Games: Mont. St.-Northern 98 45 Mont. St. Billings 70 53

Montana

Loss, Non-Conf, S Site, H Home A Away N Neutral

Average RPI Win:	249	WON-LOST	WINNING	LAST 10	STRENGTH OF	OPP. STRENGTH	TEAM	ADJ.	CONF.	ADJ CONF.
Average RPI Loss:	74	RECORD	PCT. RANK	GAMES	SCHEDULE	OF SCHEDULE	RPI	RPI	RPI	RPI
DIV. I ONLY	9- 6	114	7-3	156	192	125	125	18	18	
DIV. I NON-CONF.	2- 5	259	0-2	24	93	141	141	17	17	
TOTALS	RPI 1-25	RPI 26-50	W-L RECORDS	RPI 51-100	RPI 101-150	RPI 150+				
9- 6	0- 2	0- 0	OVERALL	0- 2	0- 2	9- 0				
4- 2	0- 1	0- 0	HOME	0- 0	0- 1	4- 0				
5- 2	0- 0	0- 0	AWAY	0- 2	0- 0	5- 0				
0- 2	0- 1	0- 0	NEUTRAL	0- 0	0- 1	0- 0				
2- 5	0- 2	0- 0	NON-CONFERENCE	0- 2	0- 1	2- 0				
1- 1	0- 1	0- 0	HOME	0- 0	0- 0	1- 0				
1- 2	0- 0	0- 0	AWAY	0- 2	0- 0	1- 0				
0- 2	0- 1	0- 0	NEUTRAL	0- 0	0- 1	0- 0				
7- 1	0- 0	0- 0	CONFERENCE	0- 0	0- 1	7- 0				
3- 1	0- 0	0- 0	HOME	0- 0	0- 1	3- 0				
4- 0	0- 0	0- 0	AWAY	0- 0	0- 0	4- 0				
0- 0	0- 0	0- 0	NEUTRAL	0- 0	0- 0	0- 0				

RPI 1-25				RPI 26-50				RPI 51-100				RPI 101+ Team's RPI: 125			
RPI	S	Opponent	Score	RPI	S	Opponent	Score	RPI	S	Opponent	Score	RPI	S	Opponent	Score
10	H	Gonzaga	55 70					67	A	Minnesota	60 71	124	H	Idaho	68 69
17	N	Texas A&M	67 78					79	A	South Dakota St.	50 60	148	N	Wichita St.	64 66
												190	H	Southern Utah	91 65
												199	H	Northern Colo.	91 58
												201	A	Portland St.	73 62
												202	A	Northern Ariz.	72 64
												203	H	UC Davis	77 65
												288	A	Eastern Wash.	89 85
												303	H	Weber St.	81 52
												318	A	Sacramento St.	85 48
												340	A	Seattle U	73 65
LAST 10 Division I															
303	H	Weber St.	81 52	199	H	Northern Colo.	91 58								
288	A	Eastern Wash.	89 85	202	A	Northern Ariz.	72 64								
201	A	Portland St.	73 62	318	A	Sacramento St.	85 48								
124	H	Idaho	68 69	17	N	Texas A&M	67 78								
190	H	Southern Utah	91 65	148	N	Wichita St.	64 66								

Non-Div I Games: Carroll (MT) 67 33 Mont. St.-Northern 93 34

Montana St.

Average RPI Win:	288	WON-LOST	WINNING	LAST 10	STRENGTH OF	OPP. STRENGTH	TEAM	ADJ.	CONF.	ADJ CONF.
Average RPI Loss:	130	RECORD	PCT. RANK	GAMES	SCHEDULE	OF SCHEDULE	RPI	RPI	RPI	RPI
DIV. I ONLY	5- 12	275	3-7	145	256	260	260	20	20	
DIV. I NON-CONF.	2- 8	295	0-3	82	164	259	259	24	24	
TOTALS	RPI 1-25	RPI 26-50	W-L RECORDS	RPI 51-100	RPI 101-150	RPI 150+				
5- 12	0- 2	0- 0	OVERALL	0- 3	0- 3	5- 4				
4- 4	0- 0	0- 0	HOME	0- 0	0- 2	4- 2				
1- 8	0- 2	0- 0	AWAY	0- 3	0- 1	1- 2				
0- 0	0- 0	0- 0	NEUTRAL	0- 0	0- 0	0- 0				
2- 8	0- 2	0- 0	NON-CONFERENCE	0- 2	0- 1	2- 3				
2- 2	0- 0	0- 0	HOME	0- 0	0- 1	2- 1				
0- 6	0- 2	0- 0	AWAY	0- 2	0- 0	0- 2				
0- 0	0- 0	0- 0	NEUTRAL	0- 0	0- 0	0- 0				
3- 4	0- 0	0- 0	CONFERENCE	0- 1	0- 2	3- 1				
2- 2	0- 0	0- 0	HOME	0- 0	0- 1	2- 1				
1- 2	0- 0	0- 0	AWAY	0- 1	0- 1	1- 0				
0- 0	0- 0	0- 0	NEUTRAL	0- 0	0- 0	0- 0				

RPI 1-25				RPI 26-50				RPI 51-100				RPI 101+ Team's RPI: 260			
RPI	S	Opponent	Score	RPI	S	Opponent	Score	RPI	S	Opponent	Score	RPI	S	Opponent	Score
11	A	Baylor	47 94					78	A	Belmont	62 71	127	H	N.C. A&T	56 74
20	A	Kentucky	54 79					87	A	Dayton	41 58	145	A	Tennessee Tech	75 82
								91	A	Michigan St.	48 93	145	H	Tennessee Tech	55 75
												183	A	Valparaiso	53 55
												197	A	Bowling Green	65 79
												228	H	Saint Francis (PA)	65 54
												231	H	Eastern Ill.	51 57
												239	H	Stetson	55 58
												255	H	Radford	73 62
												298	H	Jacksonville St.	67 48
												325	H	SIUE	75 69
												335	A	Tennessee St.	84 47
LAST 10 Division I															
145	A	Tennessee Tech	75 82	145	H	Tennessee Tech	55 75								
78	A	Belmont	62 71	298	H	Jacksonville St.	67 48								
335	A	Tennessee St.	84 47	11	A	Baylor	47 94								
231	H	Eastern Ill.	51 57	183	A	Valparaiso	53 55								
325	H	SIUE	75 69	91	A	Michigan St.	48 93								

Non-Div I Games: Asbury 107 55 Midway 107 55

Morehead St.

Loss, Non-Conf, S Site, H Home A Away N Neutral

Average RPI Win: <b>266</b>	WON-LOST	WINNING	LAST 10	STRENGTH OF	OPP. STRENGTH	TEAM	ADJ.	CONF.	ADJ CONF.
Average RPI Loss: <b>194</b>	RECORD	PCT. RANK	GAMES	SCHEDULE	OF SCHEDULE	RPI	RPI	RPI	RPI
DIV. I ONLY	6- 11	255	5-5	274	332	268	268	30	30
DIV. I NON-CONF.	2- 9	304	1-3	260	264	311	311	31	31
TOTALS	RPI 1-25	RPI 26-50	W-L RECORDS	RPI 51-100	RPI 101-150	RPI 150+			
6- 11	0- 0	0- 1	OVERALL	0- 3	1- 0	5- 7			
4- 0	0- 0	0- 0	HOME	0- 0	1- 0	3- 0			
2- 9	0- 0	0- 1	AWAY	0- 2	0- 0	2- 6			
0- 2	0- 0	0- 0	NEUTRAL	0- 1	0- 0	0- 1			
2- 9	0- 0	0- 1	NON-CONFERENCE	0- 3	0- 0	2- 5			
1- 0	0- 0	0- 0	HOME	0- 0	0- 0	1- 0			
1- 7	0- 0	0- 1	AWAY	0- 2	0- 0	1- 4			
0- 2	0- 0	0- 0	NEUTRAL	0- 1	0- 0	0- 1			
4- 2	0- 0	0- 0	CONFERENCE	0- 0	1- 0	3- 2			
3- 0	0- 0	0- 0	HOME	0- 0	1- 0	2- 0			
1- 2	0- 0	0- 0	AWAY	0- 0	0- 0	1- 2			
0- 0	0- 0	0- 0	NEUTRAL	0- 0	0- 0	0- 0			

RPI S	Opponent	Score	RPI S	Opponent	Score	RPI S	Opponent	Score	RPI S	Opponent	Score	Team's RPI: 268
			36 A	Marquette	48 70	54 A	Michigan	48 80	127 H	N.C. A&T	42 38	
						60 A	Nebraska	55 78	180 A	Bethune-Cookman	65 74	
						95 N	Stony Brook	56 63	193 N	Akron	45 52	
									237 H	Howard	74 67	
									249 A	Marshall	57 52	
									264 A	Delaware St.	61 69	
									276 A	Omaha	64 70	
									283 H	Texas St.	72 62	
									312 A	Hofstra	39 51	
									323 A	UMBC	63 65	
									341 A	Saint Peter's	77 78	
									349 H	South Carolina St.	77 47	
									350 A	Florida A&M	59 47	
LAST 10 Division I												
			127 H	N.C. A&T	42 38	264 A	Delaware St.	61 69				
			237 H	Howard	74 67	193 N	Akron	45 52				
			180 A	Bethune-Cookman	65 74	95 N	Stony Brook	56 63				
			350 A	Florida A&M	59 47	283 H	Texas St.	72 62				
			349 H	South Carolina St.	77 47	323 A	UMBC	63 65				

Non-Div I Games: Washington Adventis84 52 Notre Dame (MD) 113 34

Morgan St.

Average RPI Win:	287	WON-LOST	WINNING	LAST 10	STRENGTH OF	OPP. STRENGTH	TEAM	ADJ.	CONF.	ADJ CONF.
Average RPI Loss:	127	RECORD	PCT. RANK	GAMES	SCHEDULE	OF SCHEDULE	RPI	RPI	RPI	RPI
DIV. I ONLY	9- 8	162	6-4	299	197	212	212	29	29	
DIV. I NON-CONF.	4- 7	225	1-3	168	116	203	203	30	30	
TOTALS	RPI 1-25	RPI 26-50	W-L RECORDS	RPI 51-100	RPI 101-150	RPI 150+				
9- 8	0- 2	0- 1	OVERALL	0- 0	1- 1	8- 4				
6- 1	0- 0	0- 0	HOME	0- 0	0- 1	6- 0				
2- 6	0- 2	0- 1	AWAY	0- 0	0- 0	2- 3				
1- 1	0- 0	0- 0	NEUTRAL	0- 0	1- 0	0- 1				
4- 7	0- 2	0- 1	NON-CONFERENCE	0- 0	1- 1	3- 3				
2- 1	0- 0	0- 0	HOME	0- 0	0- 1	2- 0				
1- 5	0- 2	0- 1	AWAY	0- 0	0- 0	1- 2				
1- 1	0- 0	0- 0	NEUTRAL	0- 0	1- 0	0- 1				
5- 1	0- 0	0- 0	CONFERENCE	0- 0	0- 0	5- 1				
4- 0	0- 0	0- 0	HOME	0- 0	0- 0	4- 0				
1- 1	0- 0	0- 0	AWAY	0- 0	0- 0	1- 1				
0- 0	0- 0	0- 0	NEUTRAL	0- 0	0- 0	0- 0				

RPI 1-25				RPI 26-50				RPI 51-100				RPI 101+ Team's RPI: 212			
RPI	S	Opponent	Score	RPI	S	Opponent	Score	RPI	S	Opponent	Score	RPI	S	Opponent	Score
13	A	Indiana	52 75	37	A	Old Dominion	34 85					114	H	Lehigh	65 66
20	A	Kentucky	44 67									130	N	Richmond	75 67
												168	A	Merrimack	55 76
												171	A	Towson	57 73
												172	N	Hampton	60 68
												255	A	Radford	75 58
												274	H	Wagner	78 63
												285	H	Loyola Maryland	81 75
												306	H	St. Francis Brooklyn	69 60
												321	A	Bryant	76 70
												322	A	UMES	76 78
												323	H	UMBC	71 61
												345	H	Central Conn. St.	72 64
												348	H	LIU Brooklyn	75 57
LAST 10 Division I															
306	H	St. Francis Brooklyn	69 60	274	H	Wagner	78 63								
345	H	Central Conn. St.	72 64	37	A	Old Dominion	34 85								
168	A	Merrimack	55 76	130	N	Richmond	75 67								
321	A	Bryant	76 70	172	N	Hampton	60 68								
348	H	LIU Brooklyn	75 57	322	A	UMES	76 78								

Non-Div I Games: Frostburg St. 94 40

Mt. St. Mary's

Loss, Non-Conf, S Site, H Home A Away N Neutral

Average RPI Win:	270	WON-LOST	WINNING	LAST 10	STRENGTH OF	OPP. STRENGTH	TEAM	ADJ.	CONF.	ADJ CONF.
Average RPI Loss:	111	RECORD	PCT. RANK	GAMES	SCHEDULE	OF SCHEDULE	RPI	RPI	RPI	RPI
DIV. I ONLY	6- 10	240	2-8	192	179	216	216	20	20	
DIV. I NON-CONF.	5- 4	140	1-2	309	79	182	182	24	24	
TOTALS	RPI 1-25	RPI 26-50	W-L RECORDS	RPI 51-100	RPI 101-150	RPI 150+				
6- 10	0- 2	0- 0	OVERALL	0- 4	0- 1	6- 3				
3- 3	0- 0	0- 0	HOME	0- 2	0- 0	3- 1				
3- 7	0- 2	0- 0	AWAY	0- 2	0- 1	3- 2				
0- 0	0- 0	0- 0	NEUTRAL	0- 0	0- 0	0- 0				
5- 4	0- 2	0- 0	NON-CONFERENCE	0- 1	0- 0	5- 1				
2- 1	0- 0	0- 0	HOME	0- 0	0- 0	2- 1				
3- 3	0- 2	0- 0	AWAY	0- 1	0- 0	3- 0				
0- 0	0- 0	0- 0	NEUTRAL	0- 0	0- 0	0- 0				
1- 6	0- 0	0- 0	CONFERENCE	0- 3	0- 1	1- 2				
1- 2	0- 0	0- 0	HOME	0- 2	0- 0	1- 0				
0- 4	0- 0	0- 0	AWAY	0- 1	0- 1	0- 2				
0- 0	0- 0	0- 0	NEUTRAL	0- 0	0- 0	0- 0				

RPI 1-25				RPI 26-50				RPI 51-100				RPI 101+ Team's RPI: 216			
RPI	S	Opponent	Score	RPI	S	Opponent	Score	RPI	S	Opponent	Score	RPI	S	Opponent	Score
2	A	Louisville	40 76					72	A	Southern Ill.	66 76	145	A	Tennessee Tech	72 77
12	A	Mississippi St.	43 124					78	H	Belmont	56 86	165	H	Samford	56 84
								81	A	UT Martin	56 98	178	A	Southeast Mo. St.	73 88
								81	H	UT Martin	64 89	178	H	Southeast Mo. St.	70 62
												241	H	Arkansas St.	77 62
												251	A	Lipscomb	67 57
												272	H	Indiana St.	70 62
												298	A	Jacksonville St.	51 68
												326	A	Evansville	61 59
												351	A	Mississippi Val.	72 66
LAST 10 Division I															
		78	H	Belmont	56	86				178	H	Southeast Mo. St.	70	62	
		178	A	Southeast Mo. St.	73	88				81	H	UT Martin	64	89	
		81	A	UT Martin	56	98				165	H	Samford	56	84	
		145	A	Tennessee Tech	72	77				72	A	Southern Ill.	66	76	
		298	A	Jacksonville St.	51	68				272	H	Indiana St.	70	62	

Non-Div I Games: Cumberland (TN) 93 60 Christian Bros. 95 59

Murray St.

Loss, Non-Conf, S Site, H Home A Away N Neutral

Average RPI Win:	241	WON-LOST	WINNING	LAST 10	STRENGTH OF	OPP. STRENGTH	TEAM	ADJ.	CONF.	ADJ CONF.
Average RPI Loss:	121	RECORD	PCT. RANK	GAMES	SCHEDULE	OF SCHEDULE	RPI	RPI	RPI	RPI
DIV. I ONLY	10- 5	70	8-2	301	130	127	127	30	30	
DIV. I NON-CONF.	6- 4	123	4-1	101	53	62	62	31	31	
TOTALS	RPI 1-25	RPI 26-50	W-L RECORDS	RPI 51-100	RPI 101-150	RPI 150+				
10- 5	0- 1	0- 0	OVERALL	0- 2	2- 0	8- 2				
3- 0	0- 0	0- 0	HOME	0- 0	1- 0	2- 0				
6- 4	0- 1	0- 0	AWAY	0- 1	1- 0	5- 2				
1- 1	0- 0	0- 0	NEUTRAL	0- 1	0- 0	1- 0				
6- 4	0- 1	0- 0	NON-CONFERENCE	0- 2	2- 0	4- 1				
2- 0	0- 0	0- 0	HOME	0- 0	1- 0	1- 0				
3- 3	0- 1	0- 0	AWAY	0- 1	1- 0	2- 1				
1- 1	0- 0	0- 0	NEUTRAL	0- 1	0- 0	1- 0				
4- 1	0- 0	0- 0	CONFERENCE	0- 0	0- 0	4- 1				
1- 0	0- 0	0- 0	HOME	0- 0	0- 0	1- 0				
3- 1	0- 0	0- 0	AWAY	0- 0	0- 0	3- 1				
0- 0	0- 0	0- 0	NEUTRAL	0- 0	0- 0	0- 0				

RPI 1-25				RPI 26-50				RPI 51-100				RPI 101+ Team's RPI: 127			
RPI	S	Opponent	Score	RPI	S	Opponent	Score	RPI	S	Opponent	Score	RPI	S	Opponent	Score
19	A	NC State	44 80					55	N	Miami (FL)	67 68	102	H	UNC Greensboro	57 48
								68	A	Georgia	54 72	121	A	VCU	69 58
												177	A	Clemson	82 74
												193	A	Akron	52 64
												234	H	ETSU	80 69
												241	N	Arkansas St.	55 50
												260	A	Morehead St.	74 56
												264	A	Delaware St.	69 45
												268	A	Morgan St.	38 42
												322	A	UMES	67 31
												343	A	Coppin St.	84 38
												350	H	Florida A&M	71 44
LAST 10 Division I															
268	A	Morgan St.	38 42	121	A	VCU	69 58								
343	A	Coppin St.	84 38	177	A	Clemson	82 74								
264	A	Delaware St.	69 45	193	A	Akron	52 64								
322	A	UMES	67 31	102	H	UNC Greensboro	57 48								
350	H	Florida A&M	71 44	260	A	Morehead St.	74 56								

Non-Div I Games: Saint Augustine's 75 44 Johnson &amp; Wales (NC121 61

N.C. A&amp;T

Loss, Non-Conf, S Site, H Home A Away N Neutral

N.C. Central

Through Games Of Jan. 23, 2020

Average RPI Win:	296	WON-LOST	WINNING	LAST 10	STRENGTH OF	OPP. STRENGTH	TEAM	ADJ.	CONF.	ADJ CONF.
Average RPI Loss:	191	RECORD	PCT. RANK	GAMES	SCHEDULE	OF SCHEDULE	RPI	RPI	RPI	RPI
DIV. I ONLY	4- 12	292	3-7	316	258	311	311	30	30	
DIV. I NON-CONF.	2- 9	304	1-4	213	210	302	302	31	31	
TOTALS	RPI 1-25	RPI 26-50	W-L RECORDS	RPI 51-100	RPI 101-150	RPI 150+				
4- 12	0- 1	0- 0	OVERALL	0- 1	1- 2	3- 8				
2- 3	0- 0	0- 0	HOME	0- 0	1- 0	1- 3				
2- 8	0- 1	0- 0	AWAY	0- 1	0- 2	2- 4				
0- 1	0- 0	0- 0	NEUTRAL	0- 0	0- 0	0- 1				
2- 9	0- 1	0- 0	NON-CONFERENCE	0- 1	1- 2	1- 5				
1- 3	0- 0	0- 0	HOME	0- 0	1- 0	0- 3				
1- 5	0- 1	0- 0	AWAY	0- 1	0- 2	1- 1				
0- 1	0- 0	0- 0	NEUTRAL	0- 0	0- 0	0- 1				
2- 3	0- 0	0- 0	CONFERENCE	0- 0	0- 0	2- 3				
1- 0	0- 0	0- 0	HOME	0- 0	0- 0	1- 0				
1- 3	0- 0	0- 0	AWAY	0- 0	0- 0	1- 3				
0- 0	0- 0	0- 0	NEUTRAL	0- 0	0- 0	0- 0				

RPI 1-25				RPI 26-50				RPI 51-100				RPI 101+ Team's RPI: 311			
RPI	S	Opponent	Score	RPI	S	Opponent	Score	RPI	S	Opponent	Score	RPI	S	Opponent	Score
5	A	Iowa	50 102					57	A	North Carolina	53 92	103	A	California	69 90
												129	A	CSU Bakersfield	71 80
												137	H	Campbell	67 64
												180	A	Bethune-Cookman	52 73
												189	N	Penn St.	68 92
												243	H	High Point	58 78
												248	A	Col. of Charleston	78 85
												252	H	Winthrop	46 56
												264	A	Delaware St.	54 64
												300	H	FIU	58 59
												322	A	UMES	63 65
												348	A	LIU Brooklyn	61 59
												350	A	Florida A&M	71 70
												350	H	Florida A&M	66 57
LAST 10 Division I															
350	A	Florida A&M	71 70	348	A	LIU Brooklyn	61 59	5	A	Iowa	50 102				
180	A	Bethune-Cookman	52 73	57	A	North Carolina	53 92	300	H	FIU	58 59				
322	A	UMES	63 65	129	A	CSU Bakersfield	71 80								
264	A	Delaware St.	54 64												
350	H	Florida A&M	66 57												

Non-Div I Games: Washington Adventis83 48 Lincoln (PA) 53 68

N.C. Central

Loss, Non-Conf, S Site, H Home A Away N Neutral



N  
C  
S  
t  
a  
t  
e

NC State				Through Games Of Jan. 23, 2020									
Average RPI Win:	136	WON-LOST	WINNING	LAST 10	STRENGTH OF	OPP. STRENGTH	TEAM	ADJ.	CONF.	ADJ CONF.			
Average RPI Loss:	57	RECORD	PCT. RANK	GAMES	SCHEDULE	OF SCHEDULE	RPI	RPI	RPI	RPI			
DIV. I ONLY		18- 1	3	9-1	113	13	19	19	5	5			
DIV. I NON-CONF.		11- 0	1	2-0	178	48	19	19	3	3			
<hr/>													
TOTALS		RPI 1-25		RPI 26-50		W-L RECORDS		RPI 51-100		RPI 101-150	RPI 150+		
18- 1		2- 0		3- 0		OVERALL		2- 1		3- 0	8- 0		
11- 0		2- 0		2- 0		HOME		1- 0		2- 0	4- 0		
5- 1		0- 0		0- 0		AWAY		1- 1		1- 0	3- 0		
2- 0		0- 0		1- 0		NEUTRAL		0- 0		0- 0	1- 0		
11- 0		1- 0		1- 0		NON-CONFERENCE		0- 0		2- 0	7- 0		
7- 0		1- 0		0- 0		HOME		0- 0		2- 0	4- 0		
2- 0		0- 0		0- 0		AWAY		0- 0		0- 0	2- 0		
2- 0		0- 0		1- 0		NEUTRAL		0- 0		0- 0	1- 0		
7- 1		1- 0		2- 0		CONFERENCE		2- 1		1- 0	1- 0		
4- 0		1- 0		2- 0		HOME		1- 0		0- 0	0- 0		
3- 1		0- 0		0- 0		AWAY		1- 1		1- 0	1- 0		
0- 0		0- 0		0- 0		NEUTRAL		0- 0		0- 0	0- 0		
<hr/>													
RPI 1-25		Team's RPI: 19		RPI 26-50		RPI 51-100		RPI 101+					
RPI	S	Opponent	Score	RPI	S	Opponent	Score	RPI	S	Opponent	Score		
16	H	Maryland	66 59	28	H	Virginia Tech	76 69	57	A	North Carolina	60 66		
18	H	Florida St.	68 51	33	H	Virginia	80 60	62	H	Wake Forest	59 45		
				44	N	Texas	84 73	84	A	Boston College	72 54		
										107	H	Elon	62 49
										122	A	Notre Dame	90 56
										127	H	N.C. A&T	80 44
										169	A	Saint Mary's (CA)	87 70
										200	A	Hawaii	68 59
										208	H	Chattanooga	74 38
										215	H	Lamar University	81 40
										230	N	North Texas	76 65
										232	H	Maine	62 34
										247	H	UNCW	80 40
										297	A	Pittsburgh	88 44
<hr/>													
LAST 10 Division I													
				297	A	Pittsburgh	88 44	33	H	Virginia	80 60		
				62	H	Wake Forest	59 45	28	H	Virginia Tech	76 69		
				18	H	Florida St.	68 51	84	A	Boston College	72 54		
				122	A	Notre Dame	90 56	208	H	Chattanooga	74 38		
				57	A	North Carolina	60 66	107	H	Elon	62 49		

N  
C  
S  
t  
a  
t  
e

Non-Div I Games:

NC State

Average RPI Win: <b>330</b>	WON-LOST	WINNING	LAST 10	STRENGTH OF	OPP. STRENGTH	TEAM	ADJ.	CONF.	ADJ CONF.
Average RPI Loss: <b>191</b>	RECORD	PCT. RANK	GAMES	SCHEDULE	OF SCHEDULE	RPI	RPI	RPI	RPI
DIV. I ONLY	3- 15	321	1-9	284	329	334	334	16	16
DIV. I NON-CONF.	3- 10	282	1-4	276	344	324	324	16	16
TOTALS	RPI 1-25	RPI 26-50	W-L RECORDS	RPI 51-100	RPI 101-150	RPI 150+			
3- 15	0- 0	0- 1	OVERALL	0- 2	0- 2	3- 10			
2- 6	0- 0	0- 0	HOME	0- 1	0- 2	2- 3			
1- 9	0- 0	0- 1	AWAY	0- 1	0- 0	1- 7			
0- 0	0- 0	0- 0	NEUTRAL	0- 0	0- 0	0- 0			
3- 10	0- 0	0- 1	NON-CONFERENCE	0- 1	0- 1	3- 7			
2- 3	0- 0	0- 0	HOME	0- 1	0- 1	2- 1			
1- 7	0- 0	0- 1	AWAY	0- 0	0- 0	1- 6			
0- 0	0- 0	0- 0	NEUTRAL	0- 0	0- 0	0- 0			
0- 5	0- 0	0- 0	CONFERENCE	0- 1	0- 1	0- 3			
0- 3	0- 0	0- 0	HOME	0- 0	0- 1	0- 2			
0- 2	0- 0	0- 0	AWAY	0- 1	0- 0	0- 1			
0- 0	0- 0	0- 0	NEUTRAL	0- 0	0- 0	0- 0			

RPI 1-25	RPI 26-50	RPI 51-100	RPI 101+ Team's RPI: 334
RPI S Opponent Score	RPI S Opponent Score	RPI S Opponent Score	RPI S Opponent Score
	50  Colorado 57  80	82  North Florida 48  71	108  Liberty 53  67
		92  Colgate 52  79	123  Penn 51  85
			155  Columbia 43  99
			156  Cornell 44  68
			192  Binghamton 40  75
			223  Kennesaw St. 64  77
			236  Jacksonville 67  88
			251  Lipscomb 57  65
			274  Wagner 59  61
			277  Vermont 59  65
			306  St. Francis Brooklyn 88 69
			315  Air Force 48  68
			338  Fairleigh Dickinson 59  68
			341  Saint Peter's 76 73
			344  Hartford 61 52
LAST 10 Division I			
251  Lipscomb 57  65	192  Binghamton 40  75		
223  Kennesaw St. 64  77	155  Columbia 43  99		
236  Jacksonville 67  88	277  Vermont 59  65		
82  North Florida 48  71	338  Fairleigh Dickinson 59  68		
108  Liberty 53  67	344  Hartford 61 52		

Non-Div I Games:

NJIT

Average RPI Loss: 157

Average RPI Win: 226		WON-LOST	WINNING	LAST 10	STRENGTH OF	OPP. STRENGTH	TEAM	ADJ.	CONF.	ADJ CONF.
Average RPI Loss: 157		RECORD	PCT. RANK	GAMES	SCHEDULE	OF SCHEDULE	RPI	RPI	RPI	RPI
DIV. I ONLY		5- 12	275	1-9	161	244	263	263	15	15
DIV. I NON-CONF.		4- 6	212	0-3	296	246	273	273	15	15
-----		-----								
TOTALS	RPI 1-25	RPI 26-50		W-L RECORDS	RPI 51-100		RPI 101-150		RPI 150+	
5- 12	0- 0	0- 0		OVERALL	0- 3		0- 3		5- 6	
4- 4	0- 0	0- 0		HOME	0- 1		0- 2		4- 1	
1- 8	0- 0	0- 0		AWAY	0- 2		0- 1		1- 5	
0- 0	0- 0	0- 0		NEUTRAL	0- 0		0- 0		0- 0	
4- 6	0- 0	0- 0		NON-CONFERENCE	0- 1		0- 0		4- 5	
3- 1	0- 0	0- 0		HOME	0- 0		0- 0		3- 1	
1- 5	0- 0	0- 0		AWAY	0- 1		0- 0		1- 4	
0- 0	0- 0	0- 0		NEUTRAL	0- 0		0- 0		0- 0	
1- 6	0- 0	0- 0		CONFERENCE	0- 2		0- 3		1- 1	
1- 3	0- 0	0- 0		HOME	0- 1		0- 2		1- 0	
0- 3	0- 0	0- 0		AWAY	0- 1		0- 1		0- 1	
0- 0	0- 0	0- 0		NEUTRAL	0- 0		0- 0		0- 0	

RPI 1-25				RPI 26-50				RPI 51-100				RPI 101+				Team's RPI: 263	
RPI	S	Opponent	Score	RPI	S	Opponent	Score	RPI	S	Opponent	Score	RPI	S	Opponent	Score		
								51	H	Bucknell	34	61	112	H	Holy Cross	49	58
								57	A	North Carolina	40	80	114	A	Lehigh	40	70
								92	A	Colgate	55	80	114	H	Lehigh	53	60
													173	A	Saint Joseph's	40	49
													177	A	Clemson	65	52
													204	H	George Mason	58	67
													206	H	La Salle	61	46
													209	H	Boston U.	46	41
													223	H	Kennesaw St.	82	62
													225	A	Lafayette	52	79
													232	A	Maine	41	46
													235	A	Fairfield	52	66
													277	A	Vermont	56	64
													315	H	Air Force	67	59
LAST 10 Division I																	
				209	H	Boston U.	46	41	112	H	Holy Cross	49	58				
				225	A	Lafayette	52	79	114	A	Lehigh	40	70				
				114	H	Lehigh	53	60	173	A	Saint Joseph's	40	49				
				92	A	Colgate	55	80	204	H	George Mason	58	67				
				51	H	Bucknell	34	61	235	A	Fairfield	52	66				

Non-Div I Games:	Stevenson	70	36
------------------	-----------	----	----

Navy

■ Loss, ■ Non-Conf, S Site, H Home A Away N Neutral

Average RPI Win: 170		WON-LOST	WINNING	LAST 10	STRENGTH OF	OPP. STRENGTH	TEAM	ADJ.	CONF.	ADJ CONF.
Average RPI Loss: 39		RECORD	PCT. RANK	GAMES	SCHEDULE	OF SCHEDULE	RPI	RPI	RPI	RPI
DIV. I ONLY		14- 5	54	6-4	104	45	60	60	2	2
DIV. I NON-CONF.		10- 1	19	2-0	306	114	102	102	2	2
TOTALS		RPI 1-25	RPI 26-50		W-L RECORDS		RPI 51-100	RPI 101-150	RPI 150+	
14- 5	1- 3	1- 1		OVERALL		3- 1	2- 0	7- 0		
11- 2	1- 2	1- 0		HOME		2- 0	1- 0	6- 0		
1- 3	0- 1	0- 1		AWAY		0- 1	1- 0	0- 0		
2- 0	0- 0	0- 0		NEUTRAL		1- 0	0- 0	1- 0		
10- 1	0- 1	1- 0		NON-CONFERENCE		1- 0	1- 0	7- 0		
7- 1	0- 1	1- 0		HOME		0- 0	0- 0	6- 0		
1- 0	0- 0	0- 0		AWAY		0- 0	1- 0	0- 0		
2- 0	0- 0	0- 0		NEUTRAL		1- 0	0- 0	1- 0		
4- 4	1- 2	0- 1		CONFERENCE		2- 1	1- 0	0- 0		
4- 1	1- 1	0- 0		HOME		2- 0	1- 0	0- 0		
0- 3	0- 1	0- 1		AWAY		0- 1	0- 0	0- 0		
0- 0	0- 0	0- 0		NEUTRAL		0- 0	0- 0	0- 0		

RPI	S	Opponent	Score	RPI	S	Opponent	Score	RPI	S	Opponent	Score	RPI	S	Opponent	Score
5	H	Iowa	78 69	38	A	Rutgers	65 69	54	H	Michigan	74 71	118	H	Wisconsin	65 50
16	A	Maryland	69 87	42	H	Duke	83 79	67	H	Minnesota	72 58	150	A	Missouri	90 85
23	H	Creighton	74 79					85	N	Southern California	67 54	219	H	Manhattan	71 51
25	H	Purdue	68 76					91	A	Michigan St.	70 78	244	H	Southern U.	73 39
												257	H	Oral Roberts	77 67
												268	H	Morgan St.	78 55
												271	N	Sacred Heart	72 49
												275	H	Alabama A&M	68 46
												325	H	SIUE	63 49
LAST 10 Division I															
25	H	Purdue	68 76	67	H	Minnesota	72 58								
54	H	Michigan	74 71	91	A	Michigan St.	70 78								
16	A	Maryland	69 87	5	H	Iowa	78 69								
38	A	Rutgers	65 69	219	H	Manhattan	71 51								
118	H	Wisconsin	65 50	257	H	Oral Roberts	77 67								

Non-Div I Games:

Nebraska

■ Loss, 
 ■ Non-Conf, 
 ■ S Site, 
 ■ H Home 
 ■ A Away 
 N Neutral

Nevada

Through Games Of Jan. 23, 2020

Average RPI Win: <b>294</b>	WON-LOST	WINNING	LAST 10	STRENGTH OF	OPP. STRENGTH	TEAM	ADJ.	CONF.	ADJ CONF.
Average RPI Loss: <b>176</b>	RECORD	PCT. RANK	GAMES	SCHEDULE	OF SCHEDULE	RPI	RPI	RPI	RPI
DIV. I ONLY	8- 10	202	4-6	313	301	284	284	17	17
DIV. I NON-CONF.	6- 4	123	2-1	314	332	232	232	23	23
TOTALS	RPI 1-25	RPI 26-50	W-L RECORDS	RPI 51-100	RPI 101-150	RPI 150+			
8- 10	0- 0	0- 0	OVERALL	0- 2	0- 3	8- 5			
6- 3	0- 0	0- 0	HOME	0- 0	0- 2	6- 1			
1- 7	0- 0	0- 0	AWAY	0- 2	0- 1	1- 4			
1- 0	0- 0	0- 0	NEUTRAL	0- 0	0- 0	1- 0			
6- 4	0- 0	0- 0	NON-CONFERENCE	0- 1	0- 2	6- 1			
4- 1	0- 0	0- 0	HOME	0- 0	0- 1	4- 0			
1- 3	0- 0	0- 0	AWAY	0- 1	0- 1	1- 1			
1- 0	0- 0	0- 0	NEUTRAL	0- 0	0- 0	1- 0			
2- 6	0- 0	0- 0	CONFERENCE	0- 1	0- 1	2- 4			
2- 2	0- 0	0- 0	HOME	0- 0	0- 1	2- 1			
0- 4	0- 0	0- 0	AWAY	0- 1	0- 0	0- 3			
0- 0	0- 0	0- 0	NEUTRAL	0- 0	0- 0	0- 0			

RPI 1-25			RPI 26-50			RPI 51-100			RPI 101+ Team's RPI: 284		
RPI	S	Opponent	Score	RPI	S	Opponent	Score	RPI	S	Opponent	Score
								85	A	Southern California	47 50
								100	A	Boise St.	40 54
								113	A	Utah	62 68
								136	H	San Jose St.	70 72
								149	H	SFA	65 80
								169	H	Saint Mary's (CA)	78 72
								184	A	UNLV	64 66
								201	A	Portland St.	75 80
								217	A	Wyoming	59 83
								256	A	Colorado St.	70 75
								267	H	Utah St.	69 60
								273	H	San Diego St.	70 69
								315	H	Air Force	61 68
								318	H	Sacramento St.	83 72
								320	A	Utah Valley	60 57
								327	N	UTRGV	62 57
								332	H	Cal Poly	71 40
								347	H	Chicago St.	80 60
LAST 10 Division I											
184	A	UNLV	64 66	100	A	Boise St.	40 54				
273	H	San Diego St.	70 69	256	A	Colorado St.	70 75				
217	A	Wyoming	59 83	332	H	Cal Poly	71 40				
267	H	Utah St.	69 60	327	N	UTRGV	62 57				
136	H	San Jose St.	70 72	85	A	Southern California	47 50				

Non-Div I Games: Stanislaus St. 80 62

Nevada

Loss, Non-Conf, S Site, H Home A Away N Neutral

## New Hampshire

Through Games Of Jan. 23, 2020

Average RPI Win:	330	WON-LOST	WINNING	LAST 10	STRENGTH OF	OPP. STRENGTH	TEAM	ADJ.	CONF.	ADJ CONF.
Average RPI Loss:	157	RECORD	PCT. RANK	GAMES	SCHEDULE	OF SCHEDULE	RPI	RPI	RPI	RPI
DIV. I ONLY	5- 12	275	4-6	247	278	278	278	28	28	
DIV. I NON-CONF.	2- 9	304	1-3	192	251	299	299	29	29	
TOTALS	RPI 1-25	RPI 26-50	W-L RECORDS	RPI 51-100	RPI 101-150	RPI 150+				
5- 12	0- 2	0- 0	OVERALL	0- 1	0- 2	5- 7				
2- 4	0- 0	0- 0	HOME	0- 1	0- 0	2- 3				
3- 8	0- 2	0- 0	AWAY	0- 0	0- 2	3- 4				
0- 0	0- 0	0- 0	NEUTRAL	0- 0	0- 0	0- 0				
2- 9	0- 2	0- 0	NON-CONFERENCE	0- 0	0- 2	2- 5				
1- 3	0- 0	0- 0	HOME	0- 0	0- 0	1- 3				
1- 6	0- 2	0- 0	AWAY	0- 0	0- 2	1- 2				
0- 0	0- 0	0- 0	NEUTRAL	0- 0	0- 0	0- 0				
3- 3	0- 0	0- 0	CONFERENCE	0- 1	0- 0	3- 2				
1- 1	0- 0	0- 0	HOME	0- 1	0- 0	1- 0				
2- 2	0- 0	0- 0	AWAY	0- 0	0- 0	2- 2				
0- 0	0- 0	0- 0	NEUTRAL	0- 0	0- 0	0- 0				

RPI 1-25				RPI 26-50				RPI 51-100				RPI 101+ Team's RPI: 278			
RPI	S	Opponent	Score	RPI	S	Opponent	Score	RPI	S	Opponent	Score	RPI	S	Opponent	Score
11	A	Baylor	29 97					95	H	Stony Brook	44 53	112	A	Holy Cross	61 82
21	A	Princeton	37 77									134	A	Massachusetts	65 67
												153	A	Dartmouth	47 66
												168	A	Merrimack	54 64
												209	H	Boston U.	64 78
												224	H	Brown	68 76
												232	A	Maine	50 67
												233	A	UMass Lowell	53 58
												291	H	North Dakota St.	61 67
												319	A	Albany (NY)	48 47
												321	A	Bryant	68 56
												323	A	UMBC	72 63
												344	H	Hartford	72 71
												345	H	Central Conn. St.	70 59
LAST 10 Division I															
323	A	UMBC	72 63	233	A	UMass Lowell	53 58								
319	A	Albany (NY)	48 47	21	A	Princeton	37 77								
95	H	Stony Brook	44 53	112	A	Holy Cross	61 82								
232	A	Maine	50 67	153	A	Dartmouth	47 66								
344	H	Hartford	72 71	345	H	Central Conn. St.	70 59								

Non-Div I Games: Wheaton (MA) 89 44

New Hampshire

■ Loss, 
 ■ Non-Conf, 
 ■ S Site, 
 ■ H Home 
 ■ A Away 
 N Neutral

## New Mexico

Through Games Of Jan. 23, 2020

Average RPI Win:	229	WON-LOST	WINNING	LAST 10	STRENGTH OF	OPP. STRENGTH	TEAM	ADJ.	CONF.	ADJ CONF.
Average RPI Loss:	125	RECORD	PCT. RANK	GAMES	SCHEDULE	OF SCHEDULE	RPI	RPI	RPI	RPI
DIV. I ONLY	10- 10	175	4-6	150	190	182	182	17	17	
DIV. I NON-CONF.	8- 4	90	2-2	167	149	122	122	23	23	
TOTALS	RPI 1-25	RPI 26-50	W-L RECORDS	RPI 51-100	RPI 101-150	RPI 150+				
10- 10	0- 0	0- 2	OVERALL	0- 3	2- 2	8- 3				
6- 5	0- 0	0- 0	HOME	0- 1	1- 1	5- 3				
3- 4	0- 0	0- 1	AWAY	0- 2	0- 1	3- 0				
1- 1	0- 0	0- 1	NEUTRAL	0- 0	1- 0	0- 0				
8- 4	0- 0	0- 2	NON-CONFERENCE	0- 1	2- 0	6- 1				
5- 2	0- 0	0- 0	HOME	0- 1	1- 0	4- 1				
2- 1	0- 0	0- 1	AWAY	0- 0	0- 0	2- 0				
1- 1	0- 0	0- 1	NEUTRAL	0- 0	1- 0	0- 0				
2- 6	0- 0	0- 0	CONFERENCE	0- 2	0- 2	2- 2				
1- 3	0- 0	0- 0	HOME	0- 0	0- 1	1- 2				
1- 3	0- 0	0- 0	AWAY	0- 2	0- 1	1- 0				
0- 0	0- 0	0- 0	NEUTRAL	0- 0	0- 0	0- 0				

RPI 1-25				RPI 26-50				RPI 51-100				RPI 101+				Team's RPI: 182	
RPI	S	Opponent	Score	RPI	S	Opponent	Score	RPI	S	Opponent	Score	RPI	S	Opponent	Score		
				27	A	Arizona St.	47 84	64	H	Ball St.	57 70	115	H	Providence	86 68		
				40	N	West Virginia	60 73	89	A	Fresno St.	81 84	136	A	San Jose St.	85 89		
								100	A	Boise St.	82 83	136	H	San Jose St.	80 81		
												150	N	Missouri	71 68		
												158	H	Houston	81 71		
												184	H	UNLV	51 68		
												202	H	Northern Ariz.	83 76		
												217	H	Wyoming	66 73		
												218	A	UTEP	93 78		
												256	H	Colorado St.	73 62		
												259	H	LMU (CA)	72 73		
												261	H	UC Riverside	80 70		
												309	A	New Mexico St.	86 67		
												309	H	New Mexico St.	107 53		
												315	A	Air Force	75 53		
LAST 10 Division I																	
				136	A	San Jose St.	85 89	136	H	San Jose St.	80 81						
				184	H	UNLV	51 68	64	H	Ball St.	57 70						
				256	H	Colorado St.	73 62	259	H	LMU (CA)	72 73						
				315	A	Air Force	75 53	115	H	Providence	86 68						
				89	A	Fresno St.	81 84	309	H	New Mexico St.	107 53						

Non-Div I Games: Northern N.M. 92 44

New Mexico

■ Loss, 
 ■ Non-Conf, S Site, 
 ■ Home 
 ■ Away 
 N Neutral

Average RPI Win:	318	WON-LOST	WINNING	LAST 10	STRENGTH OF	OPP. STRENGTH	TEAM	ADJ.	CONF.	ADJ CONF.
Average RPI Loss:	202	RECORD	PCT. RANK	GAMES	SCHEDULE	OF SCHEDULE	RPI	RPI	RPI	RPI
DIV. I ONLY	6- 12	263	5-5	302	335	309	309	32	32	
DIV. I NON-CONF.	2- 10	313	1-3	224	271	316	316	32	32	
TOTALS	RPI 1-25	RPI 26-50	W-L RECORDS	RPI 51-100	RPI 101-150	RPI 150+				
6- 12	0- 0	0- 1	OVERALL	0- 1	0- 1	6- 9				
4- 6	0- 0	0- 1	HOME	0- 0	0- 0	4- 5				
2- 4	0- 0	0- 0	AWAY	0- 1	0- 0	2- 3				
0- 2	0- 0	0- 0	NEUTRAL	0- 0	0- 1	0- 1				
2- 10	0- 0	0- 1	NON-CONFERENCE	0- 1	0- 1	2- 7				
1- 5	0- 0	0- 1	HOME	0- 0	0- 0	1- 4				
1- 3	0- 0	0- 0	AWAY	0- 1	0- 0	1- 2				
0- 2	0- 0	0- 0	NEUTRAL	0- 0	0- 1	0- 1				
4- 2	0- 0	0- 0	CONFERENCE	0- 0	0- 0	4- 2				
3- 1	0- 0	0- 0	HOME	0- 0	0- 0	3- 1				
1- 1	0- 0	0- 0	AWAY	0- 0	0- 0	1- 1				
0- 0	0- 0	0- 0	NEUTRAL	0- 0	0- 0	0- 0				

RPI 1-25			RPI 26-50			RPI 51-100			RPI 101+ Team's RPI: 309		
RPI	S	Opponent	Score	RPI	S	Opponent	Score	RPI	S	Opponent	Score
				27	H	Arizona St.	47 70	88	A	Abilene Christian	54 67
								141	N	Western Mich.	76 79
								182	A	New Mexico	53 107
								182	H	New Mexico	67 86
								218	A	UTEP	45 65
								218	H	UTEP	57 63
								229	A	UMKC	52 56
								240	H	Pepperdine	69 72
								261	H	UC Riverside	58 60
								293	A	Denver	78 75
								295	H	California Baptist	57 56
								303	H	Weber St.	77 47
								317	N	Georgia St.	51 59
								320	H	Utah Valley	54 58
								327	H	UTRGV	76 75
								340	H	Seattle U	83 65
								347	A	Chicago St.	73 60
LAST 10 Division I											
327	H	UTRGV	76 75	295	H	California Baptist	57 56				
340	H	Seattle U	83 65	88	A	Abilene Christian	54 67				
320	H	Utah Valley	54 58	27	H	Arizona St.	47 70				
229	A	UMKC	52 56	182	A	New Mexico	53 107				
347	A	Chicago St.	73 60	303	H	Weber St.	77 47				

Non-Div I Games: Western N.M. 75 56

New Mexico St.

■ Loss, 
 ■ Non-Conf, S Site, 
 ■ Home 
 ■ Away 
 N Neutral



Average RPI Win:	240	WON-LOST	WINNING	LAST 10	STRENGTH OF	OPP. STRENGTH	TEAM	ADJ.	CONF.	ADJ CONF.
Average RPI Loss:	118	RECORD	PCT. RANK	GAMES	SCHEDULE	OF SCHEDULE	RPI	RPI	RPI	RPI
DIV. I ONLY	7- 8	197	6-4	83	282	140	140	23	23	
DIV. I NON-CONF.	2- 5	259	1-1	60	190	166	166	22	22	
TOTALS	RPI 1-25	RPI 26-50	W-L RECORDS	RPI 51-100	RPI 101-150	RPI 150+				
7- 8	0- 1	0- 1	OVERALL	0- 2	1- 1	6- 3				
3- 3	0- 0	0- 0	HOME	0- 0	1- 1	2- 2				
4- 5	0- 1	0- 1	AWAY	0- 2	0- 0	4- 1				
0- 0	0- 0	0- 0	NEUTRAL	0- 0	0- 0	0- 0				
2- 5	0- 1	0- 1	NON-CONFERENCE	0- 1	0- 1	2- 1				
1- 1	0- 0	0- 0	HOME	0- 0	0- 1	1- 0				
1- 4	0- 1	0- 1	AWAY	0- 1	0- 0	1- 1				
0- 0	0- 0	0- 0	NEUTRAL	0- 0	0- 0	0- 0				
5- 3	0- 0	0- 0	CONFERENCE	0- 1	1- 0	4- 2				
2- 2	0- 0	0- 0	HOME	0- 0	1- 0	1- 2				
3- 1	0- 0	0- 0	AWAY	0- 1	0- 0	3- 0				
0- 0	0- 0	0- 0	NEUTRAL	0- 0	0- 0	0- 0				

RPI 1-25				RPI 26-50				RPI 51-100				RPI 101+ Team's RPI: 140			
RPI	S	Opponent	Score	RPI	S	Opponent	Score	RPI	S	Opponent	Score	RPI	S	Opponent	Score
24	A	LSU	49 83	47	A	Arkansas	52 82	63	A	Iowa St.	53 71	131	H	Louisiana	60 65
								88	A	Abilene Christian	62 76	149	H	SFA	53 50
												151	H	A&M-Corpus Christi	53 83
												160	H	Sam Houston St.	46 78
												186	H	North Dakota	79 73
												211	A	Central Ark.	49 37
												215	A	Lamar University	62 57
												279	A	Ole Miss	69 64
												283	A	Texas St.	49 51
												314	A	Incarnate Word	67 55
												324	H	McNeese	78 59
LAST 10 Division I															
151	H	A&M-Corpus Christi	53 83	215	A	Lamar University	62 57								
324	H	McNeese	78 59	186	H	North Dakota	79 73								
314	A	Incarnate Word	67 55	160	H	Sam Houston St.	46 78								
211	A	Central Ark.	49 37	88	A	Abilene Christian	62 76								
149	H	SFA	53 50	63	A	Iowa St.	53 71								

Non-Div I Games: Pensacola Christian91 31 Tougaloo 91 69

New Orleans

Loss, Non-Conf, S Site, H Home A Away N Neutral

# Niagara

Through Games Of Jan. 23, 2020

Average RPI Win: <b>294</b>	WON-LOST	WINNING	LAST 10	STRENGTH OF	OPP. STRENGTH	TEAM	ADJ.	CONF.	ADJ CONF.
Average RPI Loss: <b>148</b>	RECORD	PCT. RANK	GAMES	SCHEDULE	OF SCHEDULE	RPI	RPI	RPI	RPI
DIV. I ONLY	6- 10	240	5-5	220	303	227	227	25	25
DIV. I NON-CONF.	2- 7	288	1-2	189	301	277	277	25	25
TOTALS	RPI 1-25	RPI 26-50	W-L RECORDS	RPI 51-100	RPI 101-150	RPI 150+			
6- 10	0- 0	0- 1	OVERALL	0- 4	0- 0	6- 5			
3- 2	0- 0	0- 0	HOME	0- 2	0- 0	3- 0			
3- 8	0- 0	0- 1	AWAY	0- 2	0- 0	3- 5			
0- 0	0- 0	0- 0	NEUTRAL	0- 0	0- 0	0- 0			
2- 7	0- 0	0- 1	NON-CONFERENCE	0- 2	0- 0	2- 4			
1- 1	0- 0	0- 0	HOME	0- 1	0- 0	1- 0			
1- 6	0- 0	0- 1	AWAY	0- 1	0- 0	1- 4			
0- 0	0- 0	0- 0	NEUTRAL	0- 0	0- 0	0- 0			
4- 3	0- 0	0- 0	CONFERENCE	0- 2	0- 0	4- 1			
2- 1	0- 0	0- 0	HOME	0- 1	0- 0	2- 0			
2- 2	0- 0	0- 0	AWAY	0- 1	0- 0	2- 1			
0- 0	0- 0	0- 0	NEUTRAL	0- 0	0- 0	0- 0			

RPI S	Opponent	Score	RPI S	Opponent	Score	RPI S	Opponent	Score	RPI S	Opponent	Score	Team's RPI: 227
38	A Rutgers	37 87	77	H Marist	67 94	156	A Cornell	59 82				
			80	H Buffalo	67 81	192	A Binghamton	55 74				
			92	A Colgate	72 85	207	A Iona	63 57				
			97	A Rider	75 79	219	A Manhattan	65 68				
						237	A Howard	42 91				
						269	H Oakland	77 63				
						290	A St. Bonaventure	67 71				
						294	A Monmouth	73 70				
						307	H Siena	68 61				
						341	H Saint Peter's	97 89				
						343	A Coppin St.	82 67				
LAST 10 Division I												
341	H Saint Peter's	97 89	219	A Manhattan	65 68							
294	A Monmouth	73 70	97	A Rider	75 79							
207	A Iona	63 57	343	A Coppin St.	82 67							
77	H Marist	67 94	237	A Howard	42 91							
307	H Siena	68 61	92	A Colgate	72 85							

Non-Div I Games:

Niagara

Loss, Non-Conf, S Site, H Home A Away N Neutral

Average RPI Win:	302	WON-LOST	WINNING	LAST 10	STRENGTH OF	OPP. STRENGTH	TEAM	ADJ.	CONF.	ADJ CONF.
Average RPI Loss:	150	RECORD	PCT. RANK	GAMES	SCHEDULE	OF SCHEDULE	RPI	RPI	RPI	RPI
DIV. I ONLY	3- 13	316	3-7	212	228	292	292	23	23	
DIV. I NON-CONF.	1- 6	318	1-0	62	52	248	248	22	22	
TOTALS	RPI 1-25	RPI 26-50	W-L RECORDS	RPI 51-100	RPI 101-150	RPI 150+				
3- 13	0- 2	0- 1	OVERALL	0- 3	0- 0	3- 7				
1- 3	0- 0	0- 0	HOME	0- 1	0- 0	1- 2				
2- 9	0- 2	0- 1	AWAY	0- 1	0- 0	2- 5				
0- 1	0- 0	0- 0	NEUTRAL	0- 1	0- 0	0- 0				
1- 6	0- 2	0- 1	NON-CONFERENCE	0- 2	0- 0	1- 1				
1- 0	0- 0	0- 0	HOME	0- 0	0- 0	1- 0				
0- 5	0- 2	0- 1	AWAY	0- 1	0- 0	0- 1				
0- 1	0- 0	0- 0	NEUTRAL	0- 1	0- 0	0- 0				
2- 7	0- 0	0- 0	CONFERENCE	0- 1	0- 0	2- 6				
0- 3	0- 0	0- 0	HOME	0- 1	0- 0	0- 2				
2- 4	0- 0	0- 0	AWAY	0- 0	0- 0	2- 4				
0- 0	0- 0	0- 0	NEUTRAL	0- 0	0- 0	0- 0				

RPI 1-25				RPI 26-50				RPI 51-100				RPI 101+ Team's RPI: 292			
RPI	S	Opponent	Score	RPI	S	Opponent	Score	RPI	S	Opponent	Score	RPI	S	Opponent	Score
13	A	Indiana	47 111	26	A	TCU	47 72	82	N	North Florida	61 64	151	A	A&M-Corpus Christi	49 55
24	A	LSU	32 63					88	H	Abilene Christian	84 95	160	A	Sam Houston St.	71 87
								99	A	Rice	47 71	211	H	Central Ark.	46 53
												215	H	Lamar University	78 84
												236	A	Jacksonville	55 72
												245	A	Southeastern La.	67 65
												314	A	Incarnate Word	51 53
												316	A	Houston Baptist	84 78
												337	A	Northwestern St.	54 58
												346	H	La.-Monroe	74 59
LAST 10 Division I															
316	A	Houston Baptist	84 78	160	A	Sam Houston St.	71 87								
211	H	Central Ark.	46 53	314	A	Incarnate Word	51 53								
337	A	Northwestern St.	54 58	88	H	Abilene Christian	84 95								
245	A	Southeastern La.	67 65	151	A	A&M-Corpus Christi	49 55								
215	H	Lamar University	78 84	346	H	La.-Monroe	74 59								

Non-Div I Games: Southern-N.O. 94 61 Paul Quinn 101 68

Nicholls St.

Loss, Non-Conf, S Site, H Home A Away N Neutral

Average RPI Win:	234	WON-LOST	WINNING	LAST 10	STRENGTH OF	OPP. STRENGTH	TEAM	ADJ.	CONF.	ADJ CONF.
Average RPI Loss:	146	RECORD	PCT. RANK	GAMES	SCHEDULE	OF SCHEDULE	RPI	RPI	RPI	RPI
DIV. I ONLY	9- 7	143	6-4	203	247	174	174	30	30	
DIV. I NON-CONF.	5- 7	205	2-4	149	229	191	191	31	31	
TOTALS	RPI 1-25	RPI 26-50	W-L RECORDS	RPI 51-100	RPI 101-150	RPI 150+				
9- 7	0- 0	0- 1	OVERALL	1- 0	0- 3	8- 3				
4- 3	0- 0	0- 0	HOME	0- 0	0- 2	4- 1				
4- 3	0- 0	0- 0	AWAY	0- 0	0- 1	4- 2				
1- 1	0- 0	0- 1	NEUTRAL	1- 0	0- 0	0- 0				
5- 7	0- 0	0- 1	NON-CONFERENCE	1- 0	0- 3	4- 3				
2- 3	0- 0	0- 0	HOME	0- 0	0- 2	2- 1				
2- 3	0- 0	0- 0	AWAY	0- 0	0- 1	2- 2				
1- 1	0- 0	0- 1	NEUTRAL	1- 0	0- 0	0- 0				
4- 0	0- 0	0- 0	CONFERENCE	0- 0	0- 0	4- 0				
2- 0	0- 0	0- 0	HOME	0- 0	0- 0	2- 0				
2- 0	0- 0	0- 0	AWAY	0- 0	0- 0	2- 0				
0- 0	0- 0	0- 0	NEUTRAL	0- 0	0- 0	0- 0				

RPI 1-25				RPI 26-50				RPI 51-100				RPI 101+				Team's RPI: 174	
RPI	S	Opponent	Score	RPI	S	Opponent	Score	RPI	S	Opponent	Score	RPI	S	Opponent	Score		
				40	N	West Virginia	55 72	82	N	North Florida	57 54	108	H	Liberty	48 67		
												130	A	Richmond	69 77		
												133	H	Robert Morris	62 69		
												157	A	William & Mary	56 65		
												172	A	Hampton	77 56		
												180	H	Bethune-Cookman	61 51		
												206	H	La Salle	52 55		
												236	A	Jacksonville	71 64		
												237	A	Howard	83 80		
												243	H	High Point	72 58		
												249	A	Marshall	69 75		
												287	H	Longwood	49 46		
												322	H	UMES	68 45		
												343	A	Coppin St.	85 48		
LAST 10 Division I																	
				322	H	UMES	68 45	157	A	William & Mary	56 65						
				237	A	Howard	83 80	133	H	Robert Morris	62 69						
				343	A	Coppin St.	85 48	40	N	West Virginia	55 72						
				180	H	Bethune-Cookman	61 51	172	A	Hampton	77 56						
				130	A	Richmond	69 77	287	H	Longwood	49 46						

Non-Div I Games: Virginia-Lynchburg 123 48

Norfolk St.

■ Loss, 
 ■ Non-Conf, 
 ■ S Site, 
 ■ H Home 
 ■ A Away 
 N Neutral

Average RPI Win:	262	WON-LOST	WINNING	LAST 10	STRENGTH OF	OPP. STRENGTH	TEAM	ADJ.	CONF.	ADJ CONF.
Average RPI Loss:	66	RECORD	PCT. RANK	GAMES	SCHEDULE	OF SCHEDULE	RPI	RPI	RPI	RPI
DIV. I ONLY	12- 4	49	8-2	329	196	162	162	16	16	
DIV. I NON-CONF.	7- 3	80	3-1	348	297	234	234	16	16	
TOTALS	RPI 1-25	RPI 26-50	W-L RECORDS	RPI 51-100	RPI 101-150	RPI 150+				
12- 4	0- 1	0- 1	OVERALL	1- 1	1- 0	10- 1				
4- 2	0- 0	0- 1	HOME	1- 0	0- 0	3- 1				
4- 2	0- 1	0- 0	AWAY	0- 1	1- 0	3- 0				
4- 0	0- 0	0- 0	NEUTRAL	0- 0	0- 0	4- 0				
7- 3	0- 1	0- 0	NON-CONFERENCE	0- 1	0- 0	7- 1				
1- 1	0- 0	0- 0	HOME	0- 0	0- 0	1- 1				
2- 2	0- 1	0- 0	AWAY	0- 1	0- 0	2- 0				
4- 0	0- 0	0- 0	NEUTRAL	0- 0	0- 0	4- 0				
5- 1	0- 0	0- 1	CONFERENCE	1- 0	1- 0	3- 0				
3- 1	0- 0	0- 1	HOME	1- 0	0- 0	2- 0				
2- 0	0- 0	0- 0	AWAY	0- 0	1- 0	1- 0				
0- 0	0- 0	0- 0	NEUTRAL	0- 0	0- 0	0- 0				

RPI 1-25				RPI 26-50				RPI 51-100				RPI 101+ Team's RPI: 162			
RPI	S	Opponent	Score	RPI	S	Opponent	Score	RPI	S	Opponent	Score	RPI	S	Opponent	Score
5	A	Iowa	81 86	30	H	FGCU	63 74	63	A	Iowa St.	72 80	108	A	Liberty	76 71
								82	H	North Florida	54 51	165	H	Samford	63 79
												236	H	Jacksonville	76 65
												239	H	Stetson	68 57
												251	A	Lipscomb	84 72
												275	N	Alabama A&M	80 65
												286	N	UC Irvine	88 60
												308	A	Alabama St.	81 60
												325	N	SIUE	85 67
												335	A	Tennessee St.	88 63
												349	N	South Carolina St.	99 46
												351	H	Mississippi Val.	86 60
LAST 10 Division I															
239	H	Stetson	68 57	82	H	North Florida	54 51	239	H	Stetson	68 57	82	H	North Florida	54 51
30	H	FGCU	63 74	63	A	Iowa St.	72 80	30	H	FGCU	63 74	63	A	Iowa St.	72 80
108	A	Liberty	76 71	349	N	South Carolina St.	99 46	108	A	Liberty	76 71	349	N	South Carolina St.	99 46
251	A	Lipscomb	84 72	325	N	SIUE	85 67	251	A	Lipscomb	84 72	325	N	SIUE	85 67
236	H	Jacksonville	76 65	308	A	Alabama St.	81 60	236	H	Jacksonville	76 65	308	A	Alabama St.	81 60

Non-Div I Games: Virginia-Lynchburg 128 26 Oakwood 120 38

North Ala.

■ Loss, 
 ■ Non-Conf, S Site, 
 ■ Home 
 ■ Away 
 N Neutral

# North Carolina

Through Games Of Jan. 23, 2020

Average RPI Win:	170	WON-LOST	WINNING	LAST 10	STRENGTH OF	OPP. STRENGTH	TEAM	ADJ.	CONF.	ADJ CONF.
Average RPI Loss:	32	RECORD	PCT. RANK	GAMES	SCHEDULE	OF SCHEDULE	RPI	RPI	RPI	RPI
DIV. I ONLY	14- 5	54	6-4	129	10	57	57	5	5	
DIV. I NON-CONF.	9- 2	38	1-1	320	35	127	127	3	3	
TOTALS	RPI 1-25	RPI 26-50	W-L RECORDS	RPI 51-100	RPI 101-150	RPI 150+				
14- 5	1- 2	3- 2	OVERALL	1- 1	3- 0	6- 0				
9- 2	1- 1	0- 1	HOME	1- 0	2- 0	5- 0				
2- 3	0- 1	2- 1	AWAY	0- 1	0- 0	0- 0				
3- 0	0- 0	1- 0	NEUTRAL	0- 0	1- 0	1- 0				
9- 2	0- 0	1- 1	NON-CONFERENCE	0- 1	3- 0	5- 0				
6- 1	0- 0	0- 1	HOME	0- 0	2- 0	4- 0				
0- 1	0- 0	0- 0	AWAY	0- 1	0- 0	0- 0				
3- 0	0- 0	1- 0	NEUTRAL	0- 0	1- 0	1- 0				
5- 3	1- 2	2- 1	CONFERENCE	1- 0	0- 0	1- 0				
3- 1	1- 1	0- 0	HOME	1- 0	0- 0	1- 0				
2- 2	0- 1	2- 1	AWAY	0- 0	0- 0	0- 0				
0- 0	0- 0	0- 0	NEUTRAL	0- 0	0- 0	0- 0				

RPI S	Opponent	Score	RPI S	Opponent	Score	RPI S	Opponent	Score	RPI S	Opponent	Score
2	H Louisville	67 74	28	A Virginia Tech	70 76	55	H Miami (FL)	78 58	107	H Elon	76 46
18	A Florida St.	64 78	33	A Virginia	65 47	69	A Alabama	77 83	143	H Illinois	85 60
19	H NC State	66 60	45	H Yale	63 66				150	N Missouri	82 69
			46	A Georgia Tech	67 60				247	N UNCW	85 45
			49	N Temple	71 58				263	H Navy	80 40
									297	H Pittsburgh	70 62
									311	H N.C. Central	92 53
									330	H Western Caro.	92 55
									333	H Charleston So.	85 54
LAST 10 Division I											
46	A Georgia Tech	67 60	28	A Virginia Tech	70 76						
2	H Louisville	67 74	33	A Virginia	65 47						
55	H Miami (FL)	78 58	297	H Pittsburgh	70 62						
18	A Florida St.	64 78	45	H Yale	63 66						
19	H NC State	66 60	247	N UNCW	85 45						

Non-Div I Games:

North Carolina

Loss, Non-Conf, S Site, H Home A Away N Neutral

Average RPI Win: 274		WON-LOST	WINNING	LAST 10	STRENGTH OF	OPP. STRENGTH	TEAM	ADJ.	CONF.	ADJ CONF.
Average RPI Loss: 158		RECORD	PCT. RANK	GAMES	SCHEDULE	OF SCHEDULE	RPI	RPI	RPI	RPI
DIV. I ONLY		10- 7	121	5-5	327	230	186	186	19	19
DIV. I NON-CONF.		7- 4	100	2-2	272	278	134	134	19	19
TOTALS	RPI 1-25		RPI 26-50		W-L RECORDS		RPI 51-100		RPI 101-150	RPI 150+
10- 7	0- 0		0- 1		OVERALL		0- 2		1- 1	9- 3
4- 1	0- 0		0- 0		HOME		0- 1		1- 0	3- 0
6- 6	0- 0		0- 1		AWAY		0- 1		0- 1	6- 3
0- 0	0- 0		0- 0		NEUTRAL		0- 0		0- 0	0- 0
7- 4	0- 0		0- 1		NON-CONFERENCE		0- 1		1- 1	6- 1
2- 1	0- 0		0- 0		HOME		0- 1		1- 0	1- 0
5- 3	0- 0		0- 1		AWAY		0- 0		0- 1	5- 1
0- 0	0- 0		0- 0		NEUTRAL		0- 0		0- 0	0- 0
3- 3	0- 0		0- 0		CONFERENCE		0- 1		0- 0	3- 2
2- 0	0- 0		0- 0		HOME		0- 0		0- 0	2- 0
1- 3	0- 0		0- 0		AWAY		0- 1		0- 0	1- 2
0- 0	0- 0		0- 0		NEUTRAL		0- 0		0- 0	0- 0

RPI 1-25				RPI 26-50				RPI 51-100				RPI 101+				Team's RPI: 186	
RPI	S	Opponent	Score	RPI	S	Opponent	Score	RPI	S	Opponent	Score	RPI	S	Opponent	Score		
				43	A	Arizona	42 74	79	A	South Dakota St.	64 99	138	H	Rhode Island	67 61		
								83	H	Illinois St.	58 66	140	A	New Orleans	73 79		
												183	H	Valparaiso	65 63		
												210	A	SMU	51 66		
												257	A	Oral Roberts	52 75		
												262	A	Grand Canyon	78 76		
												276	H	Omaha	63 57		
												280	A	Milwaukee	66 58		
												291	A	North Dakota St.	82 92		
												293	A	Denver	90 82		
												296	A	Ga. Southern	69 56		
												331	H	Purdue Fort Wayne	91 85		
												333	A	Charleston So.	73 57		
												349	A	South Carolina St.	95 53		
LAST 10 Division I																	
				291	A	North Dakota St.	82 92	293	A	Denver	90 82						
				79	A	South Dakota St.	64 99	140	A	New Orleans	73 79						
				257	A	Oral Roberts	52 75	280	A	Milwaukee	66 58						
				276	H	Omaha	63 57	210	A	SMU	51 66						
				331	H	Purdue Fort Wayne	91 85	333	A	Charleston So.	73 57						

Non-Div I Games:	Northland	118	35	Mayville St.	83	52
------------------	-----------	-----	----	--------------	----	----

North Dakota

Loss, Non-Conf, S Site, H Home A Away N Neutral

Average RPI Win:	232	WON-LOST	WINNING	LAST 10	STRENGTH OF	OPP. STRENGTH	TEAM	ADJ.	CONF.	ADJ CONF.
Average RPI Loss:	143	RECORD	PCT. RANK	GAMES	SCHEDULE	OF SCHEDULE	RPI	RPI	RPI	RPI
DIV. I ONLY	2- 13	329	2-8	114	174	291	291	19	19	
DIV. I NON-CONF.	1- 9	326	1-4	120	107	289	289	19	19	
TOTALS	RPI 1-25	RPI 26-50	W-L RECORDS	RPI 51-100	RPI 101-150	RPI 150+				
2- 13	0- 1	0- 1	OVERALL	0- 3	0- 2	2- 6				
1- 7	0- 0	0- 1	HOME	0- 1	0- 1	1- 4				
1- 6	0- 1	0- 0	AWAY	0- 2	0- 1	1- 2				
0- 0	0- 0	0- 0	NEUTRAL	0- 0	0- 0	0- 0				
1- 9	0- 1	0- 0	NON-CONFERENCE	0- 3	0- 2	1- 3				
0- 5	0- 0	0- 0	HOME	0- 1	0- 1	0- 3				
1- 4	0- 1	0- 0	AWAY	0- 2	0- 1	1- 0				
0- 0	0- 0	0- 0	NEUTRAL	0- 0	0- 0	0- 0				
1- 4	0- 0	0- 1	CONFERENCE	0- 0	0- 0	1- 3				
1- 2	0- 0	0- 1	HOME	0- 0	0- 0	1- 1				
0- 2	0- 0	0- 0	AWAY	0- 0	0- 0	0- 2				
0- 0	0- 0	0- 0	NEUTRAL	0- 0	0- 0	0- 0				

RPI 1-25				RPI 26-50				RPI 51-100				RPI 101+ Team's RPI: 291			
RPI	S	Opponent	Score	RPI	S	Opponent	Score	RPI	S	Opponent	Score	RPI	S	Opponent	Score
23	A	Creighton	59 70	41	H	South Dakota	36 80	52	A	UNI	63 95	118	H	Wisconsin	63 64
								63	H	Iowa St.	58 86	135	A	Northeastern	61 72
								76	A	Bradley	64 70	183	H	Valparaiso	54 66
												186	H	North Dakota	92 82
												194	H	Northern Ill.	68 74
												213	H	Western Ill.	78 79
												217	H	Wyoming	57 66
												257	A	Oral Roberts	62 70
												278	A	New Hampshire	67 61
												293	A	Denver	82 91
LAST 10 Division I															
186	H	North Dakota	92 82	118	H	Wisconsin	63 64								
41	H	South Dakota	36 80	76	A	Bradley	64 70								
257	A	Oral Roberts	62 70	278	A	New Hampshire	67 61								
213	H	Western Ill.	78 79	135	A	Northeastern	61 72								
293	A	Denver	82 91	217	H	Wyoming	57 66								

Non-Div I Games: Waldorf 92 26 Mayville St. 97 59

North Dakota St.



## North Florida

Through Games Of Jan. 23, 2020

Average RPI Win:	234	WON-LOST	WINNING	LAST 10	STRENGTH OF	OPP. STRENGTH	TEAM	ADJ.	CONF.	ADJ CONF.
Average RPI Loss:	81	RECORD	PCT. RANK	GAMES	SCHEDULE	OF SCHEDULE	RPI	RPI	RPI	RPI
DIV. I ONLY	8- 8	175	5-5	46	205	82	82	16	16	
DIV. I NON-CONF.	5- 6	187	2-3	50	131	77	77	16	16	
TOTALS	RPI 1-25	RPI 26-50	W-L RECORDS	RPI 51-100	RPI 101-150	RPI 150+				
8- 8	0- 2	0- 1	OVERALL	1- 2	1- 1	6- 2				
2- 1	0- 0	0- 1	HOME	0- 0	1- 0	1- 0				
4- 5	0- 2	0- 0	AWAY	0- 1	0- 1	4- 1				
2- 2	0- 0	0- 0	NEUTRAL	1- 1	0- 0	1- 1				
5- 6	0- 2	0- 0	NON-CONFERENCE	1- 2	1- 1	3- 1				
1- 0	0- 0	0- 0	HOME	0- 0	1- 0	0- 0				
2- 4	0- 2	0- 0	AWAY	0- 1	0- 1	2- 0				
2- 2	0- 0	0- 0	NEUTRAL	1- 1	0- 0	1- 1				
3- 2	0- 0	0- 1	CONFERENCE	0- 0	0- 0	3- 1				
1- 1	0- 0	0- 1	HOME	0- 0	0- 0	1- 0				
2- 1	0- 0	0- 0	AWAY	0- 0	0- 0	2- 1				
0- 0	0- 0	0- 0	NEUTRAL	0- 0	0- 0	0- 0				

RPI 1-25				RPI 26-50				RPI 51-100				Team's RPI: 82	RPI 101+			
RPI	S	Opponent	Score	RPI	S	Opponent	Score	RPI	S	Opponent	Score		RPI	S	Opponent	Score
13	A	Indiana	45 72	30	H	FGCU	50 72	55	A	Miami (FL)	55 78		112	H	Holy Cross	80 60
18	A	Florida St.	41 70					77	N	Marist	54 69		118	A	Wisconsin	62 75
								97	N	Rider	80 70		162	A	North Ala.	51 54
													174	N	Norfolk St.	54 57
													223	A	Kennesaw St.	64 55
													236	A	Jacksonville	70 64
													275	A	Alabama A&M	73 64
													292	N	Nicholls St.	64 61
													300	A	FIU	64 49
													334	H	NJIT	71 48
LAST 10 Division I																
236	A	Jacksonville	70 64	112	H	Holy Cross	80 60									
30	H	FGCU	50 72	18	A	Florida St.	41 70									
334	H	NJIT	71 48	13	A	Indiana	45 72									
223	A	Kennesaw St.	64 55	292	N	Nicholls St.	64 61									
162	A	North Ala.	51 54	174	N	Norfolk St.	54 57									

Non-Div I Games: Warner 110 46 Edward Waters 80 51

North Florida

Loss, Non-Conf, S Site, H Home A Away N Neutral

North Texas

Through Games Of Jan. 23, 2020

Average RPI Win:	223	WON-LOST	WINNING	LAST 10	STRENGTH OF	OPP. STRENGTH	TEAM	ADJ.	CONF.	ADJ CONF.
Average RPI Loss:	164	RECORD	PCT. RANK	GAMES	SCHEDULE	OF SCHEDULE	RPI	RPI	RPI	RPI
DIV. I ONLY	7- 9	207	5-5	199	226	230	230	13	13	
DIV. I NON-CONF.	4- 5	195	2-1	137	257	196	196	13	13	
TOTALS	RPI 1-25	RPI 26-50	W-L RECORDS	RPI 51-100	RPI 101-150	RPI 150+				
7- 9	0- 1	1- 1	OVERALL	0- 0	1- 2	5- 5				
5- 3	0- 0	1- 0	HOME	0- 0	1- 1	3- 2				
2- 4	0- 0	0- 0	AWAY	0- 0	0- 1	2- 3				
0- 2	0- 1	0- 1	NEUTRAL	0- 0	0- 0	0- 0				
4- 5	0- 1	0- 1	NON-CONFERENCE	0- 0	1- 2	3- 1				
3- 1	0- 0	0- 0	HOME	0- 0	1- 1	2- 0				
1- 2	0- 0	0- 0	AWAY	0- 0	0- 1	1- 1				
0- 2	0- 1	0- 1	NEUTRAL	0- 0	0- 0	0- 0				
3- 4	0- 0	1- 0	CONFERENCE	0- 0	0- 0	2- 4				
2- 2	0- 0	1- 0	HOME	0- 0	0- 0	1- 2				
1- 2	0- 0	0- 0	AWAY	0- 0	0- 0	1- 2				
0- 0	0- 0	0- 0	NEUTRAL	0- 0	0- 0	0- 0				

RPI 1-25				RPI 26-50				RPI 51-100				RPI 101+				Team's RPI: 230	
RPI	S	Opponent	Score	RPI	S	Opponent	Score	RPI	S	Opponent	Score	RPI	S	Opponent	Score		
19	N	NC State	65 76	31	H	Western Ky.	61 54					104	H	UT Arlington	49 68		
				44	N	Texas	57 63					129	A	CSU Bakersfield	52 61		
												131	H	Louisiana	69 66		
												175	A	Fla. Atlantic	78 84		
												190	H	Southern Miss.	57 65		
												200	A	Hawaii	66 60		
												238	H	Louisiana Tech	74 69		
												249	H	Marshall	59 68		
												267	A	Utah St.	55 66		
												300	A	FIU	56 58		
												304	A	UTSA	79 55		
												310	H	Alcorn	67 31		
												346	H	La.-Monroe	63 51		
LAST 10 Division I																	
304	A	UTSA	79 55	249	H	Marshall	59 68										
238	H	Louisiana Tech	74 69	31	H	Western Ky.	61 54										
190	H	Southern Miss.	57 65	346	H	La.-Monroe	63 51										
175	A	Fla. Atlantic	78 84	267	A	Utah St.	55 66										
300	A	FIU	56 58	131	H	Louisiana	69 66										

Non-Div I Games: Mid-Amer. Christian59 61 Xavier (LA) 68 31 Tex. A&M-Texarkana 114 54

North Texas

Loss, Non-Conf, S Site, H Home A Away N Neutral

## Northeastern

Through Games Of Jan. 23, 2020

Average RPI Win:	230	WON-LOST	WINNING	LAST 10	STRENGTH OF	OPP. STRENGTH	TEAM	ADJ.	CONF.	ADJ CONF.
Average RPI Loss:	78	RECORD	PCT. RANK	GAMES	SCHEDULE	OF SCHEDULE	RPI	RPI	RPI	RPI
DIV. I ONLY	8- 8	175	8-2	93	143	135	135	14	14	
DIV. I NON-CONF.	4- 7	225	4-1	78	121	162	162	14	14	
TOTALS	RPI 1-25	RPI 26-50	W-L RECORDS	RPI 51-100	RPI 101-150	RPI 150+				
8- 8	0- 2	0- 2	OVERALL	0- 2	2- 1	6- 1				
5- 3	0- 0	0- 2	HOME	0- 1	1- 0	4- 0				
3- 5	0- 2	0- 0	AWAY	0- 1	1- 1	2- 1				
0- 0	0- 0	0- 0	NEUTRAL	0- 0	0- 0	0- 0				
4- 7	0- 2	0- 2	NON-CONFERENCE	0- 1	1- 1	3- 1				
2- 3	0- 0	0- 2	HOME	0- 1	0- 0	2- 0				
2- 4	0- 2	0- 0	AWAY	0- 0	1- 1	1- 1				
0- 0	0- 0	0- 0	NEUTRAL	0- 0	0- 0	0- 0				
4- 1	0- 0	0- 0	CONFERENCE	0- 1	1- 0	3- 0				
3- 0	0- 0	0- 0	HOME	0- 0	1- 0	2- 0				
1- 1	0- 0	0- 0	AWAY	0- 1	0- 0	1- 0				
0- 0	0- 0	0- 0	NEUTRAL	0- 0	0- 0	0- 0				

RPI 1-25				RPI 26-50				RPI 51-100				RPI 101+ Team's RPI: 135			
RPI	S	Opponent	Score	RPI	S	Opponent	Score	RPI	S	Opponent	Score	RPI	S	Opponent	Score
7	A	Oregon	47 89	41	H	South Dakota	76 80	87	H	Dayton	60 71	107	H	Elon	68 65
22	A	Central Mich.	63 79	45	H	Yale	63 78	93	A	Drexel	41 50	116	A	Fordham	58 74
												139	A	Harvard	46 44
												157	H	William & Mary	61 55
												209	A	Boston U.	56 72
												232	A	Maine	66 58
												258	A	Delaware	72 62
												291	H	North Dakota St.	72 61
												312	H	Hofstra	74 51
												344	H	Hartford	60 47
LAST 10 Division I															
				157	H	William & Mary	61 55	209	A	Boston U.	56 72				
				107	H	Elon	68 65	232	A	Maine	66 58				
				258	A	Delaware	72 62	344	H	Hartford	60 47				
				93	A	Drexel	41 50	139	A	Harvard	46 44				
				312	H	Hofstra	74 51	291	H	North Dakota St.	72 61				

Non-Div I Games:

Northeastern

■ Loss, 
 ■ Non-Conf, S Site, 
 ■ Home 
 ■ Away 
 N Neutral

Average RPI Win:	257	WON-LOST	WINNING	LAST 10	STRENGTH OF	OPP. STRENGTH	TEAM	ADJ.	CONF.	ADJ CONF.
Average RPI Loss:	149	RECORD	PCT. RANK	GAMES	SCHEDULE	OF SCHEDULE	RPI	RPI	RPI	RPI
DIV. I ONLY	8- 8	175	6-4	221	274	202	202	18	18	
DIV. I NON-CONF.	3- 6	235	1-2	148	268	211	211	17	17	
TOTALS	RPI 1-25	RPI 26-50	W-L RECORDS	RPI 51-100	RPI 101-150	RPI 150+				
8- 8	0- 1	0- 0	OVERALL	0- 2	1- 1	7- 4				
4- 3	0- 0	0- 0	HOME	0- 0	0- 1	4- 2				
3- 4	0- 0	0- 0	AWAY	0- 2	0- 0	3- 2				
1- 1	0- 1	0- 0	NEUTRAL	0- 0	1- 0	0- 0				
3- 6	0- 1	0- 0	NON-CONFERENCE	0- 2	1- 0	2- 3				
1- 1	0- 0	0- 0	HOME	0- 0	0- 0	1- 1				
1- 4	0- 0	0- 0	AWAY	0- 2	0- 0	1- 2				
1- 1	0- 1	0- 0	NEUTRAL	0- 0	1- 0	0- 0				
5- 2	0- 0	0- 0	CONFERENCE	0- 0	0- 1	5- 1				
3- 2	0- 0	0- 0	HOME	0- 0	0- 1	3- 1				
2- 0	0- 0	0- 0	AWAY	0- 0	0- 0	2- 0				
0- 0	0- 0	0- 0	NEUTRAL	0- 0	0- 0	0- 0				

RPI S	Opponent	Score	RPI S	Opponent	Score	RPI S	Opponent	Score	RPI S	Opponent	Score	Team's RPI: 202
9 N	Oregon St.	57 91				89 A	Fresno St.	66 83	125 H	Montana St.	64 72	
						99 A	Rice	57 71	136 N	San Jose St.	67 64	
									182 A	New Mexico	76 83	
									187 H	Montana	71 79	
									190 H	Southern Utah	84 76	
									199 H	Northern Colo.	72 45	
									203 H	UC Davis	61 71	
									253 A	Idaho St.	70 59	
									295 A	California Baptist	79 98	
									303 A	Weber St.	88 82	
									316 A	Houston Baptist	79 62	
									318 H	Sacramento St.	114 107	
									340 H	Seattle U	88 80	
LAST 10 Division I												
199 H	Northern Colo.	72 45	125 H	Montana St.	64 72							
190 H	Southern Utah	84 76	187 H	Montana	71 79							
253 A	Idaho St.	70 59	136 N	San Jose St.	67 64							
318 H	Sacramento St.	114 107	9 N	Oregon St.	57 91							
303 A	Weber St.	88 82	203 H	UC Davis	61 71							

Non-Div I Games:

Northern Ariz.

■ Loss, 
 ■ Non-Conf, 
 S Site, 
 ■ Home 
 ■ Away 
 N Neutral

Average RPI Win:	237	WON-LOST	WINNING	LAST 10	STRENGTH OF	OPP. STRENGTH	TEAM	ADJ.	CONF.	ADJ CONF.
Average RPI Loss:	177	RECORD	PCT. RANK	GAMES	SCHEDULE	OF SCHEDULE	RPI	RPI	RPI	RPI
DIV. I ONLY	7- 8	197	5-5	268	158	199	199	18	18	
DIV. I NON-CONF.	4- 5	195	2-2	243	94	183	183	17	17	
TOTALS	RPI 1-25	RPI 26-50	W-L RECORDS	RPI 51-100	RPI 101-150	RPI 150+				
7- 8	0- 2	0- 0	OVERALL	0- 0	0- 1	7- 5				
2- 3	0- 0	0- 0	HOME	0- 0	0- 0	2- 3				
5- 5	0- 2	0- 0	AWAY	0- 0	0- 1	5- 2				
0- 0	0- 0	0- 0	NEUTRAL	0- 0	0- 0	0- 0				
4- 5	0- 2	0- 0	NON-CONFERENCE	0- 0	0- 0	4- 3				
1- 2	0- 0	0- 0	HOME	0- 0	0- 0	1- 2				
3- 3	0- 2	0- 0	AWAY	0- 0	0- 0	3- 1				
0- 0	0- 0	0- 0	NEUTRAL	0- 0	0- 0	0- 0				
3- 3	0- 0	0- 0	CONFERENCE	0- 0	0- 1	3- 2				
1- 1	0- 0	0- 0	HOME	0- 0	0- 0	1- 1				
2- 2	0- 0	0- 0	AWAY	0- 0	0- 1	2- 1				
0- 0	0- 0	0- 0	NEUTRAL	0- 0	0- 0	0- 0				

RPI 1-25				RPI 26-50				RPI 51-100				RPI 101+ Team's RPI: 199			
RPI	S	Opponent	Score	RPI	S	Opponent	Score	RPI	S	Opponent	Score	RPI	S	Opponent	Score
6	A	Stanford	36 90									125	A	Montana St.	58 91
8	A	UCLA	58 92									187	A	Montana	67 58
												201	H	Portland St.	77 58
												202	A	Northern Ariz.	45 72
												208	A	Chattanooga	59 42
												210	A	SMU	61 52
												217	A	Wyoming	46 44
												226	H	San Francisco	83 90
												256	H	Colorado St.	58 75
												293	A	Denver	55 74
												303	H	Weber St.	60 65
												315	H	Air Force	72 62
												318	A	Sacramento St.	73 63
LAST 10 Division I															
202	A	Northern Ariz.	45 72	201	H	Portland St.	77 58								
318	A	Sacramento St.	73 63	217	A	Wyoming	46 44								
303	H	Weber St.	60 65	293	A	Denver	55 74								
187	A	Montana	67 58	208	A	Chattanooga	59 42								
125	A	Montana St.	58 91	8	A	UCLA	58 92								

Non-Div I Games:

Northern Colo.

■ Loss, 
■ Non-Conf, S Site, 
■ Home 
■ Away 
N Neutral

Average RPI Win: <b>223</b>	WON-LOST	WINNING	LAST 10	STRENGTH OF	OPP. STRENGTH	TEAM	ADJ.	CONF.	ADJ CONF.
Average RPI Loss: <b>108</b>	RECORD	PCT. RANK	GAMES	SCHEDULE	OF SCHEDULE	RPI	RPI	RPI	RPI
DIV. I ONLY	5- 12	275	2-8	66	176	194	194	10	10
DIV. I NON-CONF.	4- 7	225	1-3	64	223	159	159	10	10
TOTALS	RPI 1-25	RPI 26-50	W-L RECORDS	RPI 51-100	RPI 101-150	RPI 150+			
5- 12	0- 1	0- 2	OVERALL	0- 4	1- 2	4- 3			
1- 6	0- 0	0- 1	HOME	0- 2	0- 2	1- 1			
3- 5	0- 1	0- 0	AWAY	0- 2	0- 0	3- 2			
1- 1	0- 0	0- 1	NEUTRAL	0- 0	1- 0	0- 0			
4- 7	0- 1	0- 2	NON-CONFERENCE	0- 2	1- 1	3- 1			
1- 3	0- 0	0- 1	HOME	0- 1	0- 1	1- 0			
2- 3	0- 1	0- 0	AWAY	0- 1	0- 0	2- 1			
1- 1	0- 0	0- 1	NEUTRAL	0- 0	1- 0	0- 0			
1- 5	0- 0	0- 0	CONFERENCE	0- 2	0- 1	1- 2			
0- 3	0- 0	0- 0	HOME	0- 1	0- 1	0- 1			
1- 2	0- 0	0- 0	AWAY	0- 1	0- 0	1- 1			
0- 0	0- 0	0- 0	NEUTRAL	0- 0	0- 0	0- 0			

RPI 1-25				RPI 26-50				RPI 51-100				RPI 101+ Team's RPI: 194			
RPI	S	Opponent	Score	RPI	S	Opponent	Score	RPI	S	Opponent	Score	RPI	S	Opponent	Score
25	A	Purdue	63 <b>68</b>	35	H	Drake	49 <b>73</b>	72	H	Southern Ill.	61 <b>80</b>	110	H	Kent St.	71 <b>79</b>
				41	N	South Dakota	48 <b>91</b>	75	A	Ohio	67 <b>87</b>	139	H	Harvard	53 <b>59</b>
								75	H	Ohio	79 <b>85</b>	145	N	Tennessee Tech	82 74
								83	A	Illinois St.	66 <b>69</b>	161	H	Toledo	51 <b>63</b>
												193	A	Akron	70 65
												195	A	Miami (OH)	64 <b>66</b>
												231	H	Eastern Ill.	61 48
												256	A	Colorado St.	80 75
												280	A	Milwaukee	65 <b>78</b>
												291	A	North Dakota St.	74 68
LAST 10 Division I															
		75	H	Ohio		79	<b>85</b>			75	A	Ohio		67	<b>87</b>
		193	A	Akron		70	65			35	H	Drake		49	<b>73</b>
		110	H	Kent St.		71	<b>79</b>			72	H	Southern Ill.		61	<b>80</b>
		161	H	Toledo		51	<b>63</b>			231	H	Eastern Ill.		61	48
		195	A	Miami (OH)		64	<b>66</b>			280	A	Milwaukee		65	<b>78</b>

Non-Div I Games:

Northern Ill.

■ Loss, 
■ Non-Conf, 
■ S Site, 
■ H Home 
■ A Away 
N Neutral

## Northern Ky.

Through Games Of Jan. 23, 2020

Average RPI Win:	271	WON-LOST	WINNING	LAST 10	STRENGTH OF	OPP. STRENGTH	TEAM	ADJ.	CONF.	ADJ CONF.
Average RPI Loss:	141	RECORD	PCT. RANK	GAMES	SCHEDULE	OF SCHEDULE	RPI	RPI	RPI	RPI
DIV. I ONLY	10- 9	167	6-4	282	231	221	221	21	21	
DIV. I NON-CONF.	6- 5	151	2-0	311	185	230	230	18	18	
TOTALS	RPI 1-25	RPI 26-50	W-L RECORDS	RPI 51-100	RPI 101-150	RPI 150+				
10- 9	0- 1	0- 0	OVERALL	0- 2	0- 2	10- 4				
5- 4	0- 1	0- 0	HOME	0- 0	0- 2	5- 1				
4- 5	0- 0	0- 0	AWAY	0- 2	0- 0	4- 3				
1- 0	0- 0	0- 0	NEUTRAL	0- 0	0- 0	1- 0				
6- 5	0- 1	0- 0	NON-CONFERENCE	0- 1	0- 1	6- 2				
3- 2	0- 1	0- 0	HOME	0- 0	0- 1	3- 0				
2- 3	0- 0	0- 0	AWAY	0- 1	0- 0	2- 2				
1- 0	0- 0	0- 0	NEUTRAL	0- 0	0- 0	1- 0				
4- 4	0- 0	0- 0	CONFERENCE	0- 1	0- 1	4- 2				
2- 2	0- 0	0- 0	HOME	0- 0	0- 1	2- 1				
2- 2	0- 0	0- 0	AWAY	0- 1	0- 0	2- 1				
0- 0	0- 0	0- 0	NEUTRAL	0- 0	0- 0	0- 0				

RPI	S	Opponent	Score	RPI	S	Opponent	Score	RPI	S	Opponent	Score	RPI	S	Opponent	Score	Team's RPI: 221
2	H	Louisville	57 85					53	A	IUPUI	61 89	109	H	Saint Louis	42 67	
								78	A	Belmont	45 62	144	H	Wright St.	55 63	
												163	H	Youngstown St.	75 56	
												181	A	Green Bay	44 65	
												185	H	Cleveland St.	68 73	
												211	H	Central Ark.	72 56	
												251	A	Lipscomb	69 71	
												269	H	Oakland	69 60	
												270	A	Eastern Ky.	62 69	
												272	A	Indiana St.	70 68	
												276	H	Omaha	57 40	
												280	A	Milwaukee	61 49	
												298	N	Jacksonville St.	66 63	
												299	H	Wofford	80 72	
												300	A	FIU	67 45	
												342	A	UIC	88 46	
LAST 10 Division I																
269	H	Oakland	69 60	163	H	Youngstown St.	75 56									
144	H	Wright St.	55 63	280	A	Milwaukee	61 49									
342	A	UIC	88 46	181	A	Green Bay	44 65									
53	A	IUPUI	61 89	299	H	Wofford	80 72									
185	H	Cleveland St.	68 73	272	A	Indiana St.	70 68									

Non-Div I Games:

Northern Ky.

■ Loss, 
 ■ Non-Conf, S Site, 
 ■ Home 
 ■ Away 
 N Neutral

## Northwestern

Through Games Of Jan. 23, 2020

Average RPI Win:	119	WON-LOST	WINNING	LAST 10	STRENGTH OF	OPP. STRENGTH	TEAM	ADJ.	CONF.	ADJ CONF.
Average RPI Loss:	10	RECORD	PCT. RANK	GAMES	SCHEDULE	OF SCHEDULE	RPI	RPI	RPI	RPI
DIV. I ONLY	17- 2	10	9-1	36	6	15	15	2	2	
DIV. I NON-CONF.	10- 1	19	2-0	112	25	26	26	2	2	
TOTALS	RPI 1-25	RPI 26-50	W-L RECORDS	RPI 51-100	RPI 101-150	RPI 150+				
17- 2	3- 2	2- 0	OVERALL	4- 0	2- 0	6- 0				
9- 2	2- 2	0- 0	HOME	2- 0	1- 0	4- 0				
6- 0	1- 0	2- 0	AWAY	2- 0	1- 0	0- 0				
2- 0	0- 0	0- 0	NEUTRAL	0- 0	0- 0	2- 0				
10- 1	0- 1	2- 0	NON-CONFERENCE	2- 0	1- 0	5- 0				
6- 1	0- 1	0- 0	HOME	2- 0	1- 0	3- 0				
2- 0	0- 0	2- 0	AWAY	0- 0	0- 0	0- 0				
2- 0	0- 0	0- 0	NEUTRAL	0- 0	0- 0	2- 0				
7- 1	3- 1	0- 0	CONFERENCE	2- 0	1- 0	1- 0				
3- 1	2- 1	0- 0	HOME	0- 0	0- 0	1- 0				
4- 0	1- 0	0- 0	AWAY	2- 0	1- 0	0- 0				
0- 0	0- 0	0- 0	NEUTRAL	0- 0	0- 0	0- 0				

RPI	S	Opponent	Score	RPI	S	Opponent	Score	RPI	S	Opponent	Score	RPI	S	Opponent	Score
5	H	Iowa	51 77	36	A	Marquette	64 56	67	A	Minnesota	56 54	104	H	UT Arlington	74 47
13	A	Indiana	71 69	42	A	Duke	63 42	84	H	Boston College	66 63	143	A	Illinois	77 50
14	H	DePaul	68 70					91	A	Michigan St.	76 48	153	H	Dartmouth	79 37
16	H	Maryland	81 58					92	H	Colgate	73 44	183	H	Valparaiso	69 48
25	H	Purdue	61 56									189	H	Penn St.	85 59
												214	N	Xavier	79 59
												282	N	East Carolina	64 45
												285	H	Loyola Maryland	67 46
LAST 10 Division I															
				91	A	Michigan St.	76 48	5	H	Iowa	51 77				
				189	H	Penn St.	85 59	16	H	Maryland	81 58				
				13	A	Indiana	71 69	143	A	Illinois	77 50				
				25	H	Purdue	61 56	214	N	Xavier	79 59				
				67	A	Minnesota	56 54	282	N	East Carolina	64 45				

Non-Div I Games:

Northwestern

Loss, 
Non-Conf, S Site, 
H Home
A Away 
N Neutral



Average RPI Win:	316	WON-LOST	WINNING	LAST 10	STRENGTH OF	OPP. STRENGTH	TEAM	ADJ.	CONF.	ADJ CONF.
Average RPI Loss:	189	RECORD	PCT. RANK	GAMES	SCHEDULE	OF SCHEDULE	RPI	RPI	RPI	RPI
DIV. I ONLY	3- 11	308	2-8	308	330	337	337	23	23	
DIV. I NON-CONF.	1- 5	313	0-2	229	281	323	323	22	22	
TOTALS	RPI 1-25	RPI 26-50	W-L RECORDS	RPI 51-100	RPI 101-150	RPI 150+				
3- 11	0- 0	0- 2	OVERALL	0- 0	0- 1	3- 8				
3- 4	0- 0	0- 0	HOME	0- 0	0- 0	3- 4				
0- 7	0- 0	0- 2	AWAY	0- 0	0- 1	0- 4				
0- 0	0- 0	0- 0	NEUTRAL	0- 0	0- 0	0- 0				
1- 5	0- 0	0- 2	NON-CONFERENCE	0- 0	0- 0	1- 3				
1- 1	0- 0	0- 0	HOME	0- 0	0- 0	1- 1				
0- 4	0- 0	0- 2	AWAY	0- 0	0- 0	0- 2				
0- 0	0- 0	0- 0	NEUTRAL	0- 0	0- 0	0- 0				
2- 6	0- 0	0- 0	CONFERENCE	0- 0	0- 1	2- 5				
2- 3	0- 0	0- 0	HOME	0- 0	0- 0	2- 3				
0- 3	0- 0	0- 0	AWAY	0- 0	0- 1	0- 2				
0- 0	0- 0	0- 0	NEUTRAL	0- 0	0- 0	0- 0				

RPI 1-25			RPI 26-50			RPI 51-100			RPI 101+			Team's RPI: 337
RPI	S	Opponent	Score	RPI	S	Opponent	Score	RPI	S	Opponent	Score	
				44	A	Texas	49 91					
				47	A	Arkansas	39 99					
LAST 10 Division I												
				149	A	SFA	40 89					
				292	H	Nicholls St.	58 54					
				324	A	McNeese	51 61					
				314	H	Incarinate Word	67 69					
				316	H	Houston Baptist	69 60					
				151	H	A&M-Corpus Christi	59 72					
				44	A	Texas	49 91					
				215	A	Lamar University	58 61					
				160	H	Sam Houston St.	69 79					
				47	A	Arkansas	39 99					

Non-Div I Games: LeTourneau 91 61 LSU-Shreveport 63 68 Central Baptist 61 59

Northwestern St.

Loss, Non-Conf, S Site, H Home A Away N Neutral

Average RPI Win:	151	WON-LOST	WINNING	LAST 10	STRENGTH OF	OPP. STRENGTH	TEAM	ADJ.	CONF.	ADJ CONF.
Average RPI Loss:	65	RECORD	PCT. RANK	GAMES	SCHEDULE	OF SCHEDULE	RPI	RPI	RPI	RPI
DIV. I ONLY	7- 12	247	2-8	22	19	122	122	5	5	
DIV. I NON-CONF.	5- 7	205	0-3	4	29	68	68	3	3	
TOTALS	RPI 1-25	RPI 26-50	W-L RECORDS	RPI 51-100	RPI 101-150	RPI 150+				
7- 12	0- 3	0- 2	OVERALL	3- 5	1- 1	3- 1				
3- 7	0- 2	0- 0	HOME	1- 4	0- 0	2- 1				
3- 3	0- 1	0- 1	AWAY	1- 0	1- 1	1- 0				
1- 2	0- 0	0- 1	NEUTRAL	1- 1	0- 0	0- 0				
5- 7	0- 2	0- 1	NON-CONFERENCE	2- 4	1- 0	2- 0				
2- 4	0- 1	0- 0	HOME	0- 3	0- 0	2- 0				
2- 1	0- 1	0- 0	AWAY	1- 0	1- 0	0- 0				
1- 2	0- 0	0- 1	NEUTRAL	1- 1	0- 0	0- 0				
2- 5	0- 1	0- 1	CONFERENCE	1- 1	0- 1	1- 1				
1- 3	0- 1	0- 0	HOME	1- 1	0- 0	0- 1				
1- 2	0- 0	0- 1	AWAY	0- 0	0- 1	1- 0				
0- 0	0- 0	0- 0	NEUTRAL	0- 0	0- 0	0- 0				

RPI	S	Opponent	Score	RPI	S	Opponent	Score	RPI	S	Opponent	Score	RPI	S	Opponent	Score	Team's RPI: 122
4	A	UConn	57 81	30	N	FGCU	60 69	54	A	Michigan	76 72	116	A	Fordham	60 55	
14	H	DePaul	94 105	42	A	Duke	47 50	55	H	Miami (FL)	76 53	118	A	Syracuse	63 74	
19	H	NC State	56 90					58	H	Tennessee	63 74	161	H	Toledo	54 51	
								67	H	Minnesota	67 75	177	H	Clemson	55 71	
								79	N	South Dakota St.	59 65	285	H	Loyola Maryland	84 60	
								84	H	Boston College	65 75	297	A	Pittsburgh	60 52	
								86	N	South Fla.	67 51					
								91	H	Michigan St.	69 72					
LAST 10 Division I																
55	H	Miami (FL)	76 53	297	A	Pittsburgh	60 52									
42	A	Duke	47 50	177	H	Clemson	55 71									
19	H	NC State	56 90	14	H	DePaul	94 105									
84	H	Boston College	65 75	4	A	UConn	57 81									
118	A	Syracuse	63 74	67	H	Minnesota	67 75									

Non-Div I Games:

Notre Dame

Average RPI Win:	287	WON-LOST	WINNING	LAST 10	STRENGTH OF	OPP. STRENGTH	TEAM	ADJ.	CONF.	ADJ CONF.
Average RPI Loss:	157	RECORD	PCT. RANK	GAMES	SCHEDULE	OF SCHEDULE	RPI	RPI	RPI	RPI
DIV. I ONLY	6- 11	255	3-7	279	250	269	269	21	21	
DIV. I NON-CONF.	3- 6	235	0-2	267	216	251	251	18	18	
TOTALS	RPI 1-25	RPI 26-50	W-L RECORDS	RPI 51-100	RPI 101-150	RPI 150+				
6- 11	0- 1	0- 0	OVERALL	0- 4	0- 0	6- 6				
2- 4	0- 1	0- 0	HOME	0- 1	0- 0	2- 2				
3- 7	0- 0	0- 0	AWAY	0- 3	0- 0	3- 4				
1- 0	0- 0	0- 0	NEUTRAL	0- 0	0- 0	1- 0				
3- 6	0- 1	0- 0	NON-CONFERENCE	0- 3	0- 0	3- 2				
0- 2	0- 1	0- 0	HOME	0- 1	0- 0	0- 0				
2- 4	0- 0	0- 0	AWAY	0- 2	0- 0	2- 2				
1- 0	0- 0	0- 0	NEUTRAL	0- 0	0- 0	1- 0				
3- 5	0- 0	0- 0	CONFERENCE	0- 1	0- 0	3- 4				
2- 2	0- 0	0- 0	HOME	0- 0	0- 0	2- 2				
1- 3	0- 0	0- 0	AWAY	0- 1	0- 0	1- 2				
0- 0	0- 0	0- 0	NEUTRAL	0- 0	0- 0	0- 0				

RPI 1-25				RPI 26-50				RPI 51-100				RPI 101+ Team's RPI: 269			
RPI	S	Opponent	Score	RPI	S	Opponent	Score	RPI	S	Opponent	Score	RPI	S	Opponent	Score
22	H	Central Mich.	47 65					53	A	IUPUI	41 76	163	H	Youngstown St.	74 79
								54	A	Michigan	64 79	181	H	Green Bay	93 88
								76	H	Bradley	58 74	185	H	Cleveland St.	58 79
								91	A	Michigan St.	56 76	221	A	Northern Ky.	60 69
												227	A	Niagara	63 77
												280	H	Milwaukee	78 62
												290	A	St. Bonaventure	66 80
												298	N	Jacksonville St.	61 55
												300	A	FIU	58 49
												313	A	Detroit Mercy	71 57
												342	A	UIC	64 70
												347	A	Chicago St.	98 70
LAST 10 Division I															
221	A	Northern Ky.	60 69	342	A	UIC	64 70								
185	H	Cleveland St.	58 79	53	A	IUPUI	41 76								
163	H	Youngstown St.	74 79	313	A	Detroit Mercy	71 57								
280	H	Milwaukee	78 62	22	H	Central Mich.	47 65								
181	H	Green Bay	93 88	290	A	St. Bonaventure	66 80								

Non-Div I Games: Lourdes 72 53 Concordia (MI) 76 42

Oakland

■ Loss, 
 ■ Non-Conf, S Site, 
 ■ Home 
 ■ Away 
 N Neutral

Through Games of Jan. 15, 1910										
Average RPI Win: 171	WON-LOST	WINNING	LAST 10	STRENGTH OF	OPP. STRENGTH	TEAM	ADJ.	CONF.	ADJ CONF.	
Average RPI Loss: 77	RECORD	PCT. RANK	GAMES	SCHEDULE	OF SCHEDULE	RPI	RPI	RPI	RPI	
DIV. I ONLY	11- 6	92	6-4	137	52	75	75	10	10	
DIV. I NON-CONF.	7- 4	100	2-2	194	28	87	87	10	10	
-----										
TOTALS	RPI 1-25	RPI 26-50		W-L RECORDS		RPI 51-100	RPI 101-150	RPI 150+		
11- 6	0- 1	1- 2		OVERALL		3- 0	0- 3	7- 0		
6- 1	0- 1	0- 0		HOME		2- 0	0- 0	4- 0		
4- 4	0- 0	1- 2		AWAY		1- 0	0- 2	2- 0		
1- 1	0- 0	0- 0		NEUTRAL		0- 0	0- 1	1- 0		
7- 4	0- 0	1- 2		NON-CONFERENCE		1- 0	0- 2	5- 0		
4- 0	0- 0	0- 0		HOME		1- 0	0- 0	3- 0		
2- 3	0- 0	1- 2		AWAY		0- 0	0- 1	1- 0		
1- 1	0- 0	0- 0		NEUTRAL		0- 0	0- 1	1- 0		
4- 2	0- 1	0- 0		CONFERENCE		2- 0	0- 1	2- 0		
2- 1	0- 1	0- 0		HOME		1- 0	0- 0	1- 0		
2- 1	0- 0	0- 0		AWAY		1- 0	0- 1	1- 0		
0- 0	0- 0	0- 0		NEUTRAL		0- 0	0- 0	0- 0		

RPI S	Opponent	Score	RPI S	Opponent	Score	RPI S	Opponent	Score	RPI S	Opponent	Score
22	H Central Mich.	71 73	26	A TCU	72 79	53	H IUPUI	70 64	111	N Butler	55 60
			29	A Ohio St.	74 68	64	H Ball St.	79 71	118	A Syracuse	54 66
			44	A Texas	60 73	80	A Buffalo	76 65	141	A Western Mich.	72 73
									194	A Northern Ill.	85 79
									194	H Northern Ill.	87 67
									196	H American	81 69
									208	A Chattanooga	70 58
									249	H Marshall	67 51
									297	N Pittsburgh	72 50
									314	H Incarnate Word	78 41
LAST 10 Division I											
194	A Northern Ill.	85 79	194	H Northern Ill.	87 67						
64	H Ball St.	79 71	208	A Chattanooga	70 58						
141	A Western Mich.	72 73	44	A Texas	60 73						
80	A Buffalo	76 65	26	A TCU	72 79						
22	H Central Mich.	71 73	53	H IUPUI	70 64						

Non-Div I Games:

Ohio

■ Loss, 
 ■ Non-Conf, S Site, 
 ■ Home 
 ■ Away 
 N Neutral

Average RPI Win:	136	WON-LOST	WINNING	LAST 10	STRENGTH OF	OPP. STRENGTH	TEAM	ADJ.	CONF.	ADJ CONF.
Average RPI Loss:	33	RECORD	PCT. RANK	GAMES	SCHEDULE	OF SCHEDULE	RPI	RPI	RPI	RPI
DIV. I ONLY	11- 8	133	5-5	3	50	29	29	2	2	
DIV. I NON-CONF.	7- 4	100	1-1	3	129	18	18	2	2	
TOTALS	RPI 1-25	RPI 26-50	W-L RECORDS	RPI 51-100	RPI 101-150	RPI 150+				
11- 8	1- 5	0- 1	OVERALL	3- 2	3- 0	4- 0				
5- 3	1- 2	0- 0	HOME	1- 1	1- 0	2- 0				
4- 4	0- 3	0- 0	AWAY	1- 1	2- 0	1- 0				
2- 1	0- 0	0- 1	NEUTRAL	1- 0	0- 0	1- 0				
7- 4	1- 2	0- 1	NON-CONFERENCE	1- 1	2- 0	3- 0				
2- 2	1- 1	0- 0	HOME	0- 1	0- 0	1- 0				
3- 1	0- 1	0- 0	AWAY	0- 0	2- 0	1- 0				
2- 1	0- 0	0- 1	NEUTRAL	1- 0	0- 0	1- 0				
4- 4	0- 3	0- 0	CONFERENCE	2- 1	1- 0	1- 0				
3- 1	0- 1	0- 0	HOME	1- 0	1- 0	1- 0				
1- 3	0- 2	0- 0	AWAY	1- 1	0- 0	0- 0				
0- 0	0- 0	0- 0	NEUTRAL	0- 0	0- 0	0- 0				

RPI 1-25				RPI 26-50				Team's RPI: 29	RPI 51-100				RPI 101+			
RPI	S	Opponent	Score	RPI	S	Opponent	Score		RPI	S	Opponent	Score	RPI	S	Opponent	Score
2	H	Louisville	67 60	41	N	South Dakota	53 68		52	N	UNI	64 46	110	A	Kent St.	75 65
4	H	UConn	62 73						54	H	Michigan	78 69	120	A	Cincinnati	78 73
5	A	Iowa	68 77						67	A	Minnesota	66 63	143	H	Illinois	77 47
6	A	Stanford	52 71						75	H	Ohio	68 74	183	N	Valparaiso	89 38
16	A	Maryland	62 72						91	A	Michigan St.	65 68	189	H	Penn St.	80 70
25	H	Purdue	50 66										255	H	Radford	70 57
													318	A	Sacramento St.	104 74
LAST 10 Division I																
		5	A	Iowa	68	77			16	A	Maryland	62	72			
		143	H	Illinois	77	47			67	A	Minnesota	66	63			
		91	A	Michigan St.	65	68			25	H	Purdue	50	66			
		189	H	Penn St.	80	70			318	A	Sacramento St.	104	74			
		54	H	Michigan	78	69			6	A	Stanford	52	71			

Non-Div I Games:

Ohio St.

■ Loss, 
■ Non-Conf, 
■ S Site, 
■ H Home 
■ A Away 
N Neutral

## Oklahoma

Through Games Of Jan. 23, 2020

Average RPI Win:	103	WON-LOST	WINNING	LAST 10	STRENGTH OF	OPP. STRENGTH	TEAM	ADJ.	CONF.	ADJ CONF.
Average RPI Loss:	69	RECORD	PCT. RANK	GAMES	SCHEDULE	OF SCHEDULE	RPI	RPI	RPI	RPI
DIV. I ONLY	10- 8	150	6-4	2	68	32	32	3	3	
DIV. I NON-CONF.	7- 5	131	3-1	5	77	52	52	4	4	
TOTALS	RPI 1-25	RPI 26-50	W-L RECORDS	RPI 51-100	RPI 101-150	RPI 150+				
10- 8	1- 3	3- 2	OVERALL	2- 0	2- 1	2- 2				
8- 3	1- 2	1- 1	HOME	2- 0	2- 0	2- 0				
2- 4	0- 0	2- 1	AWAY	0- 0	0- 1	0- 2				
0- 1	0- 1	0- 0	NEUTRAL	0- 0	0- 0	0- 0				
7- 5	1- 2	1- 1	NON-CONFERENCE	1- 0	2- 1	2- 1				
7- 1	1- 1	1- 0	HOME	1- 0	2- 0	2- 0				
0- 3	0- 0	0- 1	AWAY	0- 0	0- 1	0- 1				
0- 1	0- 1	0- 0	NEUTRAL	0- 0	0- 0	0- 0				
3- 3	0- 1	2- 1	CONFERENCE	1- 0	0- 0	0- 1				
1- 2	0- 1	0- 1	HOME	1- 0	0- 0	0- 0				
2- 1	0- 0	2- 0	AWAY	0- 0	0- 0	0- 1				
0- 0	0- 0	0- 0	NEUTRAL	0- 0	0- 0	0- 0				

RPI 1-25				RPI 26-50				Team's RPI: 32	RPI 51-100				RPI 101+			
RPI	S	Opponent	Score	RPI	S	Opponent	Score		RPI	S	Opponent	Score	RPI	S	Opponent	Score
3	H	Missouri St.	90 96	26	H	TCU	63 82		63	H	Iowa St.	81 72	132	H	UAB	82 75
4	N	UConn	53 97	31	A	Western Ky.	63 74		88	H	Abilene Christian	78 65	148	A	Wichita St.	83 88
11	H	Baylor	56 77	34	A	Oklahoma St.	77 75						149	H	SFA	75 62
24	H	LSU	90 68	35	H	Drake	93 84						158	A	Houston	69 85
				40	A	West Virginia	73 49						160	H	Sam Houston St.	95 71
LAST 10 Division I																
				167	A	Texas Tech	84 89		11	H	Baylor	56 77				
				26	H	TCU	63 82		4	N	UConn	53 97				
				40	A	West Virginia	73 49		35	H	Drake	93 84				
				63	H	Iowa St.	81 72		160	H	Sam Houston St.	95 71				
				34	A	Oklahoma St.	77 75		24	H	LSU	90 68				

Non-Div I Games:

Oklahoma

■ Loss, 
■ Non-Conf, S Site, 
■ Home 
■ Away 
N Neutral

Average RPI Win:	158	WON-LOST	WINNING	LAST 10	STRENGTH OF	OPP. STRENGTH	TEAM	ADJ.	CONF.	ADJ CONF.
Average RPI Loss:	22	RECORD	PCT. RANK	GAMES	SCHEDULE	OF SCHEDULE	RPI	RPI	RPI	RPI
DIV. I ONLY	12- 6	70	6-4	11	58	34	34	3	3	
DIV. I NON-CONF.	9- 3	63	3-1	32	110	30	30	4	4	
TOTALS	RPI 1-25	RPI 26-50	W-L RECORDS	RPI 51-100	RPI 101-150	RPI 150+				
12- 6	0- 4	1- 1	OVERALL	2- 1	3- 0	6- 0				
8- 2	0- 0	0- 1	HOME	2- 1	2- 0	4- 0				
3- 2	0- 2	1- 0	AWAY	0- 0	0- 0	2- 0				
1- 2	0- 2	0- 0	NEUTRAL	0- 0	1- 0	0- 0				
9- 3	0- 3	0- 0	NON-CONFERENCE	1- 0	3- 0	5- 0				
7- 0	0- 0	0- 0	HOME	1- 0	2- 0	4- 0				
1- 1	0- 1	0- 0	AWAY	0- 0	0- 0	1- 0				
1- 2	0- 2	0- 0	NEUTRAL	0- 0	1- 0	0- 0				
3- 3	0- 1	1- 1	CONFERENCE	1- 1	0- 0	1- 0				
1- 2	0- 0	0- 1	HOME	1- 1	0- 0	0- 0				
2- 1	0- 1	1- 0	AWAY	0- 0	0- 0	1- 0				
0- 0	0- 0	0- 0	NEUTRAL	0- 0	0- 0	0- 0				

RPI 1-25				RPI 26-50				Team's RPI: 34				RPI 51-100				RPI 101+			
RPI	S	Opponent	Score	RPI	S	Opponent	Score	RPI	S	Opponent	Score	RPI	S	Opponent	Score	RPI	S	Opponent	Score
2	N	Louisville	48 69	32	H	Oklahoma	75 77	63	H	Iowa St.	63 64	104	N	UT Arlington	60 47				
7	N	Oregon	72 89	40	A	West Virginia	57 55	74	H	Kansas	67 49	105	H	Duquesne	84 41				
11	A	Baylor	48 94					99	H	Rice	69 38	124	H	Idaho	62 47				
17	A	Texas A&M	62 74									176	A	Kansas St.	70 63				
												205	A	Tulsa	78 48				
												215	H	Lamar University	74 53				
												244	H	Southern U.	72 59				
												253	H	Idaho St.	70 52				
												257	H	Oral Roberts	78 44				
LAST 10 Division I																			
				40	A	West Virginia	57 55	74	H	Kansas	67 49								
				63	H	Iowa St.	63 64	105	H	Duquesne	84 41								
				176	A	Kansas St.	70 63	257	H	Oral Roberts	78 44								
				11	A	Baylor	48 94	244	H	Southern U.	72 59								
				32	H	Oklahoma	75 77	17	A	Texas A&M	62 74								

Non-Div I Games:

Oklahoma St.

■ Loss, 
■ Non-Conf, 
■ S Site, 
■ H Home 
■ A Away 
N Neutral

Old Dominion

Through Games Of Jan. 23, 2020

Average RPI Win:	180	WON-LOST	WINNING	LAST 10	STRENGTH OF	OPP. STRENGTH	TEAM	ADJ.	CONF.	ADJ CONF.
Average RPI Loss:	95	RECORD	PCT. RANK	GAMES	SCHEDULE	OF SCHEDULE	RPI	RPI	RPI	RPI
DIV. I ONLY	15- 3	24	8-2	152	128	37	37	13	13	
DIV. I NON-CONF.	10- 2	30	3-1	174	193	50	50	13	13	
TOTALS	RPI 1-25	RPI 26-50	W-L RECORDS	RPI 51-100	RPI 101-150	RPI 150+				
15- 3	0- 0	1- 1	OVERALL	2- 0	4- 2	8- 0				
9- 0	0- 0	1- 0	HOME	1- 0	2- 0	5- 0				
5- 3	0- 0	0- 1	AWAY	1- 0	1- 2	3- 0				
1- 0	0- 0	0- 0	NEUTRAL	0- 0	1- 0	0- 0				
10- 2	0- 0	0- 1	NON-CONFERENCE	0- 0	4- 1	6- 0				
6- 0	0- 0	0- 0	HOME	0- 0	2- 0	4- 0				
3- 2	0- 0	0- 1	AWAY	0- 0	1- 1	2- 0				
1- 0	0- 0	0- 0	NEUTRAL	0- 0	1- 0	0- 0				
5- 1	0- 0	1- 0	CONFERENCE	2- 0	0- 1	2- 0				
3- 0	0- 0	1- 0	HOME	1- 0	0- 0	1- 0				
2- 1	0- 0	0- 0	AWAY	1- 0	0- 1	1- 0				
0- 0	0- 0	0- 0	NEUTRAL	0- 0	0- 0	0- 0				

RPI S	Opponent	Score	RPI S	Opponent	Score	RPI S	Opponent	Score	RPI S	Opponent	Score
31	H Western Ky.	76 65	33	A Virginia	53 56	59	A Middle Tenn.	67 56	121	A VCU	49 62
						71	H Charlotte	54 51	124	N Idaho	67 55
									130	H Richmond	73 51
									132	A UAB	65 76
									137	H Campbell	59 44
									147	A Auburn	89 77
									157	A William & Mary	69 58
									172	H Hampton	75 38
									212	H Mt. St. Mary's	85 34
									249	H Marshall	57 46
									252	H Winthrop	68 44
									300	A FIU	66 39
									322	H UMES	48 39
									332	A Cal Poly	61 55
LAST 10 Division I											
300	A FIU	66 39	59	A Middle Tenn.	67 56	212	H Mt. St. Mary's	85 34	172	H Hampton	75 38
249	H Marshall	57 46	130	H Richmond	73 51	121	A VCU	49 62			
31	H Western Ky.	76 65									
71	H Charlotte	54 51									
132	A UAB	65 76									

Non-Div I Games:

Old Dominion

Loss, Non-Conf, S Site, H Home A Away N Neutral



Average RPI Win:	<b>287</b>	WON-LOST	WINNING	LAST 10	STRENGTH OF	OPP. STRENGTH	TEAM	ADJ.	CONF.	ADJ CONF.
Average RPI Loss:	<b>131</b>	RECORD	PCT. RANK	GAMES	SCHEDULE	OF SCHEDULE	RPI	RPI	RPI	RPI
DIV. I ONLY	<b>7- 12</b>	<b>247</b>	<b>2-8</b>	<b>193</b>	<b>255</b>	<b>279</b>	<b>279</b>	<b>4</b>	<b>4</b>	
DIV. I NON-CONF.	<b>7- 6</b>	<b>161</b>	<b>2-2</b>	<b>281</b>	<b>349</b>	<b>290</b>	<b>290</b>	<b>5</b>	<b>5</b>	
TOTALS	RPI 1-25	RPI 26-50	W-L RECORDS	RPI 51-100	RPI 101-150	RPI 150+				
7- 12	0- 2	0- 0	OVERALL	0- 2	0- 4	7- 4				
6- 6	0- 0	0- 0	HOME	0- 2	0- 3	6- 1				
0- 5	0- 2	0- 0	AWAY	0- 0	0- 1	0- 2				
1- 1	0- 0	0- 0	NEUTRAL	0- 0	0- 0	1- 1				
7- 6	0- 0	0- 0	NON-CONFERENCE	0- 0	0- 2	7- 4				
6- 3	0- 0	0- 0	HOME	0- 0	0- 2	6- 1				
0- 2	0- 0	0- 0	AWAY	0- 0	0- 0	0- 2				
1- 1	0- 0	0- 0	NEUTRAL	0- 0	0- 0	1- 1				
0- 6	0- 2	0- 0	CONFERENCE	0- 2	0- 2	0- 0				
0- 3	0- 0	0- 0	HOME	0- 2	0- 1	0- 0				
0- 3	0- 2	0- 0	AWAY	0- 0	0- 1	0- 0				
0- 0	0- 0	0- 0	NEUTRAL	0- 0	0- 0	0- 0				

RPI	S	Opponent	Score	RPI	S	Opponent	Score	RPI	S	Opponent	Score	RPI	S	Opponent	Score	Team's RPI: 279
17	A	Texas A&M	35 <b>79</b>					58	H	Tennessee	28 <b>84</b>	131	H	Louisiana	42 <b>53</b>	
24	A	LSU	44 <b>52</b>					68	H	Georgia	51 <b>58</b>	140	H	New Orleans	64 <b>69</b>	
												147	A	Auburn	43 <b>59</b>	
												150	H	Missouri	57 <b>71</b>	
												160	H	Sam Houston St.	75 69	
												167	A	Texas Tech	48 <b>84</b>	
												178	H	Southeast Mo. St.	53 <b>70</b>	
												190	A	Southern Miss.	53 <b>59</b>	
												238	H	Louisiana Tech	76 53	
												296	H	Ga. Southern	69 66	
												297	N	Pittsburgh	50 <b>58</b>	
												308	H	Alabama St.	93 66	
												310	N	Alcorn	73 55	
												346	H	La.-Monroe	66 42	
												351	H	Mississippi Val.	72 53	
LAST 10 Division I																
147	A	Auburn	43 <b>59</b>	68	H	Georgia	51 <b>58</b>									
150	H	Missouri	57 <b>71</b>	308	H	Alabama St.	93 66									
24	A	LSU	44 <b>52</b>	131	H	Louisiana	42 <b>53</b>									
58	H	Tennessee	28 <b>84</b>	296	H	Ga. Southern	69 66									
17	A	Texas A&M	35 <b>79</b>	178	H	Southeast Mo. St.	53 <b>70</b>									

Non-Div I Games:

Ole Miss

■ Loss, 
 ■ Non-Conf, 
 ■ S Site, 
 ■ H Home 
 ■ A Away 
 N Neutral

Average RPI Win:	276	WON-LOST	WINNING	LAST 10	STRENGTH OF	OPP. STRENGTH	TEAM	ADJ.	CONF.	ADJ CONF.
Average RPI Loss:	140	RECORD	PCT. RANK	GAMES	SCHEDULE	OF SCHEDULE	RPI	RPI	RPI	RPI
DIV. I ONLY	4- 12	292	3-7	107	297	276	276	19	19	
DIV. I NON-CONF.	3- 8	268	2-3	150	307	285	285	19	19	
TOTALS	RPI 1-25	RPI 26-50	W-L RECORDS	RPI 51-100	RPI 101-150	RPI 150+				
4- 12	0- 1	0- 1	OVERALL	0- 3	0- 1	4- 6				
3- 4	0- 1	0- 0	HOME	0- 2	0- 0	3- 1				
0- 7	0- 0	0- 1	AWAY	0- 1	0- 0	0- 5				
1- 1	0- 0	0- 0	NEUTRAL	0- 0	0- 1	1- 0				
3- 8	0- 1	0- 0	NON-CONFERENCE	0- 2	0- 1	3- 4				
2- 3	0- 1	0- 0	HOME	0- 1	0- 0	2- 1				
0- 4	0- 0	0- 0	AWAY	0- 1	0- 0	0- 3				
1- 1	0- 0	0- 0	NEUTRAL	0- 0	0- 1	1- 0				
1- 4	0- 0	0- 1	CONFERENCE	0- 1	0- 0	1- 2				
1- 1	0- 0	0- 0	HOME	0- 1	0- 0	1- 0				
0- 3	0- 0	0- 1	AWAY	0- 0	0- 0	0- 2				
0- 0	0- 0	0- 0	NEUTRAL	0- 0	0- 0	0- 0				

RPI 1-25				RPI 26-50				RPI 51-100				RPI 101+ Team's RPI: 276			
RPI	S	Opponent	Score	RPI	S	Opponent	Score	RPI	S	Opponent	Score	RPI	S	Opponent	Score
23	H	Creighton	54 67	41	A	South Dakota	44 77	52	H	UNI	45 81	121	N	VCU	66 74
								74	A	Kansas	48 63	176	A	Kansas St.	48 73
								79	H	South Dakota St.	51 68	185	H	Cleveland St.	66 79
												186	A	North Dakota	57 63
												221	A	Northern Ky.	40 57
												229	H	UMKC	57 53
												231	A	Eastern Ill.	52 65
												257	H	Oral Roberts	60 54
												268	H	Morgan St.	70 64
												293	A	Denver	60 66
												351	N	Mississippi Val.	78 70
LAST 10 Division I															
293	A	Denver	60 66	185	H	Cleveland St.	66 79	52	H	UNI	45 81				
41	A	South Dakota	44 77	231	A	Eastern Ill.	52 65	229	H	UMKC	57 53				
186	A	North Dakota	57 63	351	N	Mississippi Val.	78 70								
257	H	Oral Roberts	60 54												
79	H	South Dakota St.	51 68												

Non-Div I Games: Peru St. 92 58 Graceland (IA) 85 46

Omaha

Loss, Non-Conf, S Site, H Home A Away N Neutral

# Oral Roberts

Through Games Of Jan. 23, 2020

Average RPI Win:	233	WON-LOST	WINNING	LAST 10	STRENGTH OF	OPP. STRENGTH	TEAM	ADJ.	CONF.	ADJ CONF.
Average RPI Loss:	155	RECORD	PCT. RANK	GAMES	SCHEDULE	OF SCHEDULE	RPI	RPI	RPI	RPI
DIV. I ONLY	6- 11	255	3-7	256	147	257	257	19	19	
DIV. I NON-CONF.	3- 8	268	0-4	163	128	264	264	19	19	
TOTALS	RPI 1-25	RPI 26-50	W-L RECORDS	RPI 51-100	RPI 101-150	RPI 150+				
6- 11	0- 0	0- 2	OVERALL	0- 2	1- 1	5- 6				
5- 1	0- 0	0- 0	HOME	0- 0	1- 0	4- 1				
1- 10	0- 0	0- 2	AWAY	0- 2	0- 1	1- 5				
0- 0	0- 0	0- 0	NEUTRAL	0- 0	0- 0	0- 0				
3- 8	0- 0	0- 2	NON-CONFERENCE	0- 1	1- 1	2- 4				
3- 1	0- 0	0- 0	HOME	0- 0	1- 0	2- 1				
0- 7	0- 0	0- 2	AWAY	0- 1	0- 1	0- 3				
0- 0	0- 0	0- 0	NEUTRAL	0- 0	0- 0	0- 0				
3- 3	0- 0	0- 0	CONFERENCE	0- 1	0- 0	3- 2				
2- 0	0- 0	0- 0	HOME	0- 0	0- 0	2- 0				
1- 3	0- 0	0- 0	AWAY	0- 1	0- 0	1- 2				
0- 0	0- 0	0- 0	NEUTRAL	0- 0	0- 0	0- 0				

RPI 1-25				RPI 26-50				RPI 51-100				RPI 101+				Team's RPI: 257
RPI	S	Opponent	Score	RPI	S	Opponent	Score	RPI	S	Opponent	Score	RPI	S	Opponent	Score	
				34	A	Oklahoma St.	44 78	60	A	Nebraska	67 77	113	A	Utah	58 78	
				47	A	Arkansas	64 96	79	A	South Dakota St.	44 58	148	H	Wichita St.	79 66	
												160	H	Sam Houston St.	64 41	
												176	A	Kansas St.	69 109	
												186	H	North Dakota	75 52	
												190	A	Southern Utah	58 72	
												205	A	Tulsa	65 67	
												213	A	Western Ill.	61 75	
												276	A	Omaha	54 60	
												283	H	Texas St.	63 57	
												291	H	North Dakota St.	70 62	
												316	H	Houston Baptist	73 74	
												331	A	Purdue Fort Wayne	79 73	
LAST 10 Division I																
				213	A	Western Ill.	61 75	79	A	South Dakota St.	44 58					
				331	A	Purdue Fort Wayne	79 73	34	A	Oklahoma St.	44 78					
				186	H	North Dakota	75 52	60	A	Nebraska	67 77					
				291	H	North Dakota St.	70 62	113	A	Utah	58 78					
				276	A	Omaha	54 60	190	A	Southern Utah	58 72					

Non-Div I Games: Rogers St. 80 40 Cent. Christian (KS114 60

Oral Roberts

Loss, Non-Conf, S Site, H Home A Away N Neutral

## Oregon

Average RPI Win: 123

Average RPI Loss: 15

WON-LOST

WINNING

LAST 10

## Through Games Of Jan. 23, 2020

STRENGTH OF

OPP. STRENGTH

TEAM

ADJ.

CONF.

ADJ CONF.

RECORD

PCT. RANK

GAMES

SCHEDULE

OF SCHEDULE

RPI

RPI

RPI

RPI

DIV. I ONLY

15- 2

16

9-1

13

44

7

7

1

1

DIV. I NON-CONF.

10- 1

19

4-0

73

50

15

15

1

1

TOTALS

RPI 1-25

RPI 26-50

W-L RECORDS

RPI 51-100

RPI 101-150

RPI 150+

15- 2

1- 1

3- 1

OVERALL

2- 0

5- 0

4- 0

10- 0

1- 0

1- 0

HOME

2- 0

3- 0

3- 0

3- 1

0- 0

1- 1

AWAY

0- 0

1- 0

1- 0

2- 1

0- 1

1- 0

NEUTRAL

0- 0

1- 0

0- 0

10- 1

0- 1

1- 0

NON-CONFERENCE

2- 0

3- 0

4- 0

6- 0

0- 0

0- 0

HOME

2- 0

1- 0

3- 0

2- 0

0- 0

0- 0

AWAY

0- 0

1- 0

1- 0

2- 1

0- 1

1- 0

NEUTRAL

0- 0

1- 0

0- 0

5- 1

1- 0

2- 1

CONFERENCE

0- 0

2- 0

0- 0

4- 0

1- 0

1- 0

HOME

0- 0

2- 0

0- 0

1- 1

0- 0

1- 1

AWAY

0- 0

0- 0

0- 0

0- 0

0- 0

0- 0

NEUTRAL

0- 0

0- 0

0- 0

RPI 1-25

Team's RPI: 7

RPI 26-50

RPI 51-100

RPI 101+

RPI	S	Opponent	Score
2	N	Louisville	62 72
6	H	Stanford	87 55

RPI	S	Opponent	Score
27	A	Arizona St.	66 72
34	N	Oklahoma St.	89 72
43	A	Arizona	71 64
50	H	Colorado	104 46

RPI	S	Opponent	Score
79	H	South Dakota St.	95 56
96	H	Texas Southern	99 63

RPI	S	Opponent	Score
103	H	California	105 55
104	N	UT Arlington	91 54
113	H	Utah	88 51
118	A	Syracuse	81 64
135	H	Northeastern	89 47
176	H	Kansas St.	89 51
261	H	UC Riverside	84 41
265	A	Long Beach St.	81 45
267	H	Utah St.	109 52

## LAST 10 Division I

103	H	California	105 55	50	H	Colorado	104 46
6	H	Stanford	87 55	176	H	Kansas St.	89 51
43	A	Arizona	71 64	261	H	UC Riverside	84 41
27	A	Arizona St.	66 72	265	A	Long Beach St.	81 45
113	H	Utah	88 51	79	H	South Dakota St.	95 56

Non-Div I Games: Corban

125 42

Oregon

Loss, Non-Conf, S Site, H Home A Away N Neutral

Page 220

## Oregon St.

Through Games Of Jan. 23, 2020

Average RPI Win:	122	WON-LOST	WINNING	LAST 10	STRENGTH OF	OPP. STRENGTH	TEAM	ADJ.	CONF.	ADJ CONF.
Average RPI Loss:	17	RECORD	PCT. RANK	GAMES	SCHEDULE	OF SCHEDULE	RPI	RPI	RPI	RPI
DIV. I ONLY	16- 2	12	8-2	12	27	9	9	1	1	
DIV. I NON-CONF.	12- 0	1	4-0	59	31	5	5	1	1	
TOTALS	RPI 1-25	RPI 26-50	W-L RECORDS	RPI 51-100	RPI 101-150	RPI 150+				
16- 2	2- 1	2- 1	OVERALL	2- 0	5- 0	5- 0				
11- 1	2- 1	1- 0	HOME	0- 0	4- 0	4- 0				
2- 1	0- 0	1- 1	AWAY	1- 0	0- 0	0- 0				
3- 0	0- 0	0- 0	NEUTRAL	1- 0	1- 0	1- 0				
12- 0	2- 0	0- 0	NON-CONFERENCE	2- 0	3- 0	5- 0				
8- 0	2- 0	0- 0	HOME	0- 0	2- 0	4- 0				
1- 0	0- 0	0- 0	AWAY	1- 0	0- 0	0- 0				
3- 0	0- 0	0- 0	NEUTRAL	1- 0	1- 0	1- 0				
4- 2	0- 1	2- 1	CONFERENCE	0- 0	2- 0	0- 0				
3- 1	0- 1	1- 0	HOME	0- 0	2- 0	0- 0				
1- 1	0- 0	1- 1	AWAY	0- 0	0- 0	0- 0				
0- 0	0- 0	0- 0	NEUTRAL	0- 0	0- 0	0- 0				

RPI	S	Opponent	Score	RPI	S	Opponent	Score	RPI	S	Opponent	Score	RPI	S	Opponent	Score
3	H	Missouri St.	80 69	27	A	Arizona St.	47 55	55	A	Miami (FL)	75 53	103	H	California	81 44
6	H	Stanford	58 61	43	A	Arizona	63 61	66	N	BYU	65 34	108	N	Liberty	68 55
14	H	DePaul	98 77	50	H	Colorado	72 60					113	H	Utah	77 48
												117	H	Pacific	69 57
												129	H	CSU Bakersfield	69 50
												190	H	Southern Utah	95 45
												200	H	Hawaii	64 32
												202	N	Northern Ariz.	91 57
												267	H	Utah St.	75 46
												286	H	UC Irvine	86 57
LAST 10 Division I															
6	H	Stanford	58 61	113	H	Utah	77 48								
103	H	California	81 44	129	H	CSU Bakersfield	69 50								
27	A	Arizona St.	47 55	66	N	BYU	65 34								
43	A	Arizona	63 61	202	N	Northern Ariz.	91 57								
50	H	Colorado	72 60	267	H	Utah St.	75 46								

Non-Div I Games:

Oregon St.

■ Loss, 
 ■ Non-Conf, S Site, 
 ■ Home 
 ■ Away 
 N Neutral

Average RPI Win:	232	WON-LOST	WINNING	LAST 10	STRENGTH OF	OPP. STRENGTH	TEAM	ADJ.	CONF.	ADJ CONF.
Average RPI Loss:	87	RECORD	PCT. RANK	GAMES	SCHEDULE	OF SCHEDULE	RPI	RPI	RPI	RPI
DIV. I ONLY	11- 8	133	5-5	153	104	117	117	11	11	
DIV. I NON-CONF.	7- 4	100	1-1	166	133	90	90	11	11	
<hr/>										
TOTALS	RPI 1-25	RPI 26-50	W-L RECORDS	RPI 51-100	RPI 101-150	RPI 150+				
11- 8	0- 3	0- 0	OVERALL	1- 1	1- 2	9- 2				
6- 2	0- 0	0- 0	HOME	0- 1	0- 1	6- 0				
4- 5	0- 3	0- 0	AWAY	1- 0	1- 1	2- 1				
1- 1	0- 0	0- 0	NEUTRAL	0- 0	0- 0	1- 1				
7- 4	0- 2	0- 0	NON-CONFERENCE	1- 0	0- 1	6- 1				
4- 0	0- 0	0- 0	HOME	0- 0	0- 0	4- 0				
2- 3	0- 2	0- 0	AWAY	1- 0	0- 1	1- 0				
1- 1	0- 0	0- 0	NEUTRAL	0- 0	0- 0	1- 1				
4- 4	0- 1	0- 0	CONFERENCE	0- 1	1- 1	3- 1				
2- 2	0- 0	0- 0	HOME	0- 1	0- 1	2- 0				
2- 2	0- 1	0- 0	AWAY	0- 0	1- 0	1- 1				
0- 0	0- 0	0- 0	NEUTRAL	0- 0	0- 0	0- 0				

RPI 1-25				RPI 26-50				RPI 51-100				RPI 101+ Team's RPI: 117			
RPI	S	Opponent	Score	RPI	S	Opponent	Score	RPI	S	Opponent	Score	RPI	S	Opponent	Score
8	A	UCLA	57 68					66	H	BYU	66 76	128	A	Portland	77 73
9	A	Oregon St.	57 69					93	A	Drexel	58 51	129	A	CSU Bakersfield	70 80
10	A	Gonzaga	67 68									146	H	San Diego	64 66
												161	N	Toledo	65 66
												170	A	Santa Clara	65 75
												210	H	SMU	77 49
												226	A	San Francisco	84 61
												229	H	UMKC	89 60
												240	H	Pepperdine	64 63
												259	H	LMU (CA)	76 67
												272	H	Indiana St.	83 66
												289	A	UC Santa Barbara	63 53
												303	H	Weber St.	76 53
												306	N	St. Francis Brooklyn	71 62
<hr/>															
LAST 10 Division I															
146	H	San Diego	64 66	259	H	LMU (CA)	76 67								
66	H	BYU	66 76	226	A	San Francisco	84 61								
10	A	Gonzaga	67 68	170	A	Santa Clara	65 75								
128	A	Portland	77 73	161	N	Toledo	65 66								
240	H	Pepperdine	64 63	306	N	St. Francis Brooklyn	71 62								

Non-Div I Games:

Pacific

■ Loss, 
 ■ Non-Conf, 
 S Site, 
 ■ Home 
 ■ Away 
 N Neutral

Average RPI Win:	234	WON-LOST	WINNING	LAST 10	STRENGTH OF	OPP. STRENGTH	TEAM	ADJ.	CONF.	ADJ CONF.
Average RPI Loss:	51	RECORD	PCT. RANK	GAMES	SCHEDULE	OF SCHEDULE	RPI	RPI	RPI	RPI
DIV. I ONLY	9- 4	65	6-4	281	71	123	123	8	8	
DIV. I NON-CONF.	9- 3	63	6-3	325	51	114	114	9	9	
TOTALS	RPI 1-25	RPI 26-50	W-L RECORDS	RPI 51-100	RPI 101-150	RPI 150+				
9- 4	0- 1	0- 2	OVERALL	1- 1	0- 0	8- 0				
5- 1	0- 1	0- 0	HOME	1- 0	0- 0	4- 0				
4- 3	0- 0	0- 2	AWAY	0- 1	0- 0	4- 0				
0- 0	0- 0	0- 0	NEUTRAL	0- 0	0- 0	0- 0				
9- 3	0- 0	0- 2	NON-CONFERENCE	1- 1	0- 0	8- 0				
5- 0	0- 0	0- 0	HOME	1- 0	0- 0	4- 0				
4- 3	0- 0	0- 2	AWAY	0- 1	0- 0	4- 0				
0- 0	0- 0	0- 0	NEUTRAL	0- 0	0- 0	0- 0				
0- 1	0- 1	0- 0	CONFERENCE	0- 0	0- 0	0- 0				
0- 1	0- 1	0- 0	HOME	0- 0	0- 0	0- 0				
0- 0	0- 0	0- 0	AWAY	0- 0	0- 0	0- 0				
0- 0	0- 0	0- 0	NEUTRAL	0- 0	0- 0	0- 0				

RPI	S	Opponent	Score	RPI	S	Opponent	Score	RPI	S	Opponent	Score	RPI	S	Opponent	Score	Team's RPI: 123
21	H	Princeton	55 75	42	A	Duke	50 66	90	A	Villanova	58 70	173	A	Saint Joseph's	55 45	
				49	A	Temple	72 76					200	A	Hawaii	70 55	
												206	A	La Salle	65 49	
												207	H	Iona	74 42	
												239	H	Stetson	81 41	
												307	H	Siena	92 44	
												334	A	NJIT	85 51	
												344	H	Hartford	74 46	
LAST 10 Division I																
49	A	Temple	72 76	239	H	Stetson	81 41									
90	A	Villanova	58 70	206	A	La Salle	65 49									
21	H	Princeton	55 75	344	H	Hartford	74 46									
200	A	Hawaii	70 55	42	A	Duke	50 66									
93	H	Drexel	53 49	173	A	Saint Joseph's	55 45									

Non-Div I Games: Chaminade 90 39

Penn

Average RPI Win:	205	WON-LOST	WINNING	LAST 10	STRENGTH OF	OPP. STRENGTH	TEAM	ADJ.	CONF.	ADJ CONF.
Average RPI Loss:	94	RECORD	PCT. RANK	GAMES	SCHEDULE	OF SCHEDULE	RPI	RPI	RPI	RPI
DIV. I ONLY	7- 12	247	2-8	71	75	189	189	2	2	
DIV. I NON-CONF.	6- 5	151	1-1	227	240	218	218	2	2	
TOTALS	RPI 1-25	RPI 26-50	W-L RECORDS	RPI 51-100	RPI 101-150	RPI 150+				
7- 12	0- 3	0- 2	OVERALL	1- 3	1- 1	5- 3				
5- 6	0- 1	0- 1	HOME	1- 2	1- 0	3- 2				
1- 5	0- 2	0- 1	AWAY	0- 1	0- 1	1- 0				
1- 1	0- 0	0- 0	NEUTRAL	0- 0	0- 0	1- 1				
6- 5	0- 1	0- 0	NON-CONFERENCE	0- 1	1- 0	5- 3				
4- 3	0- 0	0- 0	HOME	0- 1	1- 0	3- 2				
1- 1	0- 1	0- 0	AWAY	0- 0	0- 0	1- 0				
1- 1	0- 0	0- 0	NEUTRAL	0- 0	0- 0	1- 1				
1- 7	0- 2	0- 2	CONFERENCE	1- 2	0- 1	0- 0				
1- 3	0- 1	0- 1	HOME	1- 1	0- 0	0- 0				
0- 4	0- 1	0- 1	AWAY	0- 1	0- 1	0- 0				
0- 0	0- 0	0- 0	NEUTRAL	0- 0	0- 0	0- 0				

RPI 1-25				RPI 26-50				RPI 51-100				RPI 101+ Team's RPI: 189			
RPI	S	Opponent	Score	RPI	S	Opponent	Score	RPI	S	Opponent	Score	RPI	S	Opponent	Score
13	H	Indiana	60 76	29	A	Ohio St.	70 80	54	A	Michigan	48 82	116	H	Fordham	72 59
15	A	Northwestern	59 85	38	H	Rutgers	57 62	67	H	Minnesota	74 81	118	A	Wisconsin	65 71
21	A	Princeton	55 72					91	H	Michigan St.	86 73	171	A	Towson	73 67
								97	H	Rider	70 78	177	H	Clemson	68 55
												204	H	George Mason	68 78
												206	H	La Salle	67 69
												265	N	Long Beach St.	56 64
												271	H	Sacred Heart	88 65
												297	H	Pittsburgh	78 73
												311	N	N.C. Central	92 68
LAST 10 Division I															
13	H	Indiana	60 76	118	A	Wisconsin	65 71								
15	A	Northwestern	59 85	54	A	Michigan	48 82								
38	H	Rutgers	57 62	67	H	Minnesota	74 81								
29	A	Ohio St.	70 80	271	H	Sacred Heart	88 65								
91	H	Michigan St.	86 73	21	A	Princeton	55 72								

Non-Div I Games:

Penn St.

■ Loss, 
 ■ Non-Conf, 
 ■ S Site, 
 ■ H Home 
 ■ A Away 
 N Neutral



# Pepperdine

Through Games Of Jan. 23, 2020

Average RPI Win:	239	WON-LOST	WINNING	LAST 10	STRENGTH OF	OPP. STRENGTH	TEAM	ADJ.	CONF.	ADJ CONF.
Average RPI Loss:	131	RECORD	PCT. RANK	GAMES	SCHEDULE	OF SCHEDULE	RPI	RPI	RPI	RPI
DIV. I ONLY	7- 9	207	4-6	249	99	240	240	11	11	
DIV. I NON-CONF.	4- 4	164	1-1	326	163	256	256	11	11	
TOTALS	RPI 1-25	RPI 26-50	W-L RECORDS	RPI 51-100	RPI 101-150	RPI 150+				
7- 9	0- 1	0- 0	OVERALL	0- 3	1- 1	6- 4				
5- 4	0- 0	0- 0	HOME	0- 1	1- 0	4- 3				
2- 5	0- 1	0- 0	AWAY	0- 2	0- 1	2- 1				
0- 0	0- 0	0- 0	NEUTRAL	0- 0	0- 0	0- 0				
4- 4	0- 0	0- 0	NON-CONFERENCE	0- 2	0- 0	4- 2				
2- 2	0- 0	0- 0	HOME	0- 0	0- 0	2- 2				
2- 2	0- 0	0- 0	AWAY	0- 2	0- 0	2- 0				
0- 0	0- 0	0- 0	NEUTRAL	0- 0	0- 0	0- 0				
3- 5	0- 1	0- 0	CONFERENCE	0- 1	1- 1	2- 2				
3- 2	0- 0	0- 0	HOME	0- 1	1- 0	2- 1				
0- 3	0- 1	0- 0	AWAY	0- 0	0- 1	0- 1				
0- 0	0- 0	0- 0	NEUTRAL	0- 0	0- 0	0- 0				

RPI S Opponent	Score	RPI S Opponent	Score	RPI S Opponent	Score	RPI S Opponent	Score
10 A Gonzaga	36 70			66 H BYU	47 65	117 A Pacific	63 64
				73 A Washington St.	48 85	146 H San Diego	73 57
				100 A Boise St.	74 76	169 A Saint Mary's (CA)	78 85
						170 H Santa Clara	79 71
						184 H UNLV	44 69
						200 H Hawaii	51 52
						203 H UC Davis	70 67
						226 H San Francisco	82 70
						259 H LMU (CA)	77 84
						288 A Eastern Wash.	53 52
						309 A New Mexico St.	72 69
						332 H Cal Poly	63 53
LAST 10 Division I							
10 A Gonzaga	36 70	169 A Saint Mary's (CA)	78 85				
259 H LMU (CA)	77 84	66 H BYU	47 65				
226 H San Francisco	82 70	146 H San Diego	73 57				
170 H Santa Clara	79 71	100 A Boise St.	74 76				
117 A Pacific	63 64	203 H UC Davis	70 67				

Non-Div I Games: Concordia (CA) 76 57 Cal St. L.A. 79 56

Pepperdine

Loss, Non-Conf, S Site, H Home A Away N Neutral

## Pittsburgh

Through Games Of Jan. 23, 2020

Average RPI Win:	321	WON-LOST	WINNING	LAST 10	STRENGTH OF	OPP. STRENGTH	TEAM	ADJ.	CONF.	ADJ CONF.
Average RPI Loss:	112	RECORD	PCT. RANK	GAMES	SCHEDULE	OF SCHEDULE	RPI	RPI	RPI	RPI
DIV. I ONLY	3- 15	321	0-10	138	131	297	297	5	5	
DIV. I NON-CONF.	3- 8	268	0-3	226	282	308	308	3	3	
TOTALS	RPI 1-25	RPI 26-50	W-L RECORDS	RPI 51-100	RPI 101-150	RPI 150+				
3- 15	0- 1	0- 1	OVERALL	0- 5	0- 4	3- 4				
2- 8	0- 1	0- 0	HOME	0- 2	0- 3	2- 2				
0- 6	0- 0	0- 1	AWAY	0- 2	0- 1	0- 2				
1- 1	0- 0	0- 0	NEUTRAL	0- 1	0- 0	1- 0				
3- 8	0- 0	0- 0	NON-CONFERENCE	0- 3	0- 2	3- 3				
2- 4	0- 0	0- 0	HOME	0- 1	0- 1	2- 2				
0- 3	0- 0	0- 0	AWAY	0- 1	0- 1	0- 1				
1- 1	0- 0	0- 0	NEUTRAL	0- 1	0- 0	1- 0				
0- 7	0- 1	0- 1	CONFERENCE	0- 2	0- 2	0- 1				
0- 4	0- 1	0- 0	HOME	0- 1	0- 2	0- 0				
0- 3	0- 0	0- 1	AWAY	0- 1	0- 0	0- 1				
0- 0	0- 0	0- 0	NEUTRAL	0- 0	0- 0	0- 0				

RPI 1-25			RPI 26-50			RPI 51-100			RPI 101+			Team's RPI: 297
RPI	S	Opponent	Score	RPI	S	Opponent	Score	RPI	S	Opponent	Score	
19	H	NC State	44 88	28	A	Virginia Tech	56 68	57	A	North Carolina	62 70	105 H Duquesne 62 81
								61	A	UCF	58 74	118 H Syracuse 51 69
								75	N	Ohio	50 72	120 A Cincinnati 53 69
								84	H	Boston College	70 79	122 H Notre Dame 52 60
								95	H	Stony Brook	56 59	177 A Clemson 67 75
												189 A Penn St. 73 78
												195 H Miami (OH) 71 80
												242 H Georgetown 56 66
												279 N Ole Miss 58 50
												338 H Fairleigh Dickinson 69 60
												345 H Central Conn. St. 81 73
LAST 10 Division I												
19	H	NC State	44 88	122	H	Notre Dame	52 60					
118	H	Syracuse	51 69	57	A	North Carolina	62 70					
177	A	Clemson	67 75	120	A	Cincinnati	53 69					
28	A	Virginia Tech	56 68	195	H	Miami (OH)	71 80					
84	H	Boston College	70 79	95	H	Stony Brook	56 59					

Non-Div I Games:

Pittsburgh

■ Loss, 
 ■ Non-Conf, S Site, 
 ■ Home 
 ■ Away 
 N Neutral

Portland

Through Games Of Jan. 23, 2020

Average RPI Win: <b>213</b>	WON-LOST	WINNING	LAST 10	STRENGTH OF	OPP. STRENGTH	TEAM	ADJ.	CONF.	ADJ CONF.
Average RPI Loss: <b>130</b>	RECORD	PCT. RANK	GAMES	SCHEDULE	OF SCHEDULE	RPI	RPI	RPI	RPI
DIV. I ONLY	10- 7	121	6-4	148	181	128	128	11	11
DIV. I NON-CONF.	5- 4	140	1-1	188	324	177	177	11	11
TOTALS	RPI 1-25	RPI 26-50	W-L RECORDS	RPI 51-100	RPI 101-150	RPI 150+			
10- 7	0- 1	0- 0	OVERALL	2- 2	0- 2	8- 2			
4- 4	0- 0	0- 0	HOME	1- 2	0- 1	3- 1			
6- 3	0- 1	0- 0	AWAY	1- 0	0- 1	5- 1			
0- 0	0- 0	0- 0	NEUTRAL	0- 0	0- 0	0- 0			
5- 4	0- 0	0- 0	NON-CONFERENCE	1- 2	0- 0	4- 2			
2- 3	0- 0	0- 0	HOME	1- 2	0- 0	1- 1			
3- 1	0- 0	0- 0	AWAY	0- 0	0- 0	3- 1			
0- 0	0- 0	0- 0	NEUTRAL	0- 0	0- 0	0- 0			
5- 3	0- 1	0- 0	CONFERENCE	1- 0	0- 2	4- 0			
2- 1	0- 0	0- 0	HOME	0- 0	0- 1	2- 0			
3- 2	0- 1	0- 0	AWAY	1- 0	0- 1	2- 0			
0- 0	0- 0	0- 0	NEUTRAL	0- 0	0- 0	0- 0			

RPI 1-25				RPI 26-50				RPI 51-100				RPI 101+ Team's RPI: 128			
RPI	S	Opponent	Score	RPI	S	Opponent	Score	RPI	S	Opponent	Score	RPI	S	Opponent	Score
10	A	Gonzaga	57 <b>62</b>					66	A	BYU	57 48	117	H	Pacific	73 <b>77</b>
								88	H	Abilene Christian	69 <b>76</b>	146	A	San Diego	55 <b>74</b>
								89	H	Fresno St.	75 64	169	H	Saint Mary's (CA)	78 65
								98	H	Loyola Chicago	64 <b>78</b>	170	A	Santa Clara	80 77
												201	H	Portland St.	71 <b>77</b>
												226	A	San Francisco	73 66
												250	A	CSUN	64 <b>73</b>
												259	H	LMU (CA)	74 49
												262	H	Grand Canyon	73 41
												267	A	Utah St.	70 64
												303	A	Weber St.	78 59
												315	A	Air Force	72 56
LAST 10 Division I															
259	H	LMU (CA)	74 49	66	A	BYU	57 48	146	A	San Diego	55 <b>74</b>	10	A	Gonzaga	57 <b>62</b>
170	A	Santa Clara	80 77	201	H	Portland St.	71 <b>77</b>	262	H	Grand Canyon	73 41				
226	A	San Francisco	73 66												
169	H	Saint Mary's (CA)	78 65												
117	H	Pacific	73 <b>77</b>												

Non-Div I Games: Warner Pacific 78 36 Willamette 82 42

Portland

Loss, Non-Conf, S Site, H Home A Away N Neutral

Average RPI Win:	232	WON-LOST	WINNING	LAST 10	STRENGTH OF	OPP. STRENGTH	TEAM	ADJ.	CONF.	ADJ CONF.
Average RPI Loss:	188	RECORD	PCT. RANK	GAMES	SCHEDULE	OF SCHEDULE	RPI	RPI	RPI	RPI
DIV. I ONLY	10- 8	150	5-5	276	263	201	201	18	18	
DIV. I NON-CONF.	5- 4	140	0-1	210	286	155	155	17	17	
TOTALS	RPI 1-25	RPI 26-50	W-L RECORDS	RPI 51-100	RPI 101-150	RPI 150+				
10- 8	0- 0	0- 0	OVERALL	0- 2	2- 1	8- 5				
5- 3	0- 0	0- 0	HOME	0- 1	1- 1	4- 1				
5- 4	0- 0	0- 0	AWAY	0- 1	1- 0	4- 3				
0- 1	0- 0	0- 0	NEUTRAL	0- 0	0- 0	0- 1				
5- 4	0- 0	0- 0	NON-CONFERENCE	0- 2	1- 0	4- 2				
2- 1	0- 0	0- 0	HOME	0- 1	0- 0	2- 0				
3- 2	0- 0	0- 0	AWAY	0- 1	1- 0	2- 1				
0- 1	0- 0	0- 0	NEUTRAL	0- 0	0- 0	0- 1				
5- 4	0- 0	0- 0	CONFERENCE	0- 0	1- 1	4- 3				
3- 2	0- 0	0- 0	HOME	0- 0	1- 1	2- 1				
2- 2	0- 0	0- 0	AWAY	0- 0	0- 0	2- 2				
0- 0	0- 0	0- 0	NEUTRAL	0- 0	0- 0	0- 0				

RPI S	Opponent	Score	RPI S	Opponent	Score	RPI S	Opponent	Score	RPI S	Opponent	Score
						58	H Tennessee	61 88	124	H Idaho	74 53
						100	A Boise St.	57 82	125	H Montana St.	62 73
									128	A Portland	77 71
									187	H Montana	78 65
									190	A Southern Utah	58 71
									199	A Northern Colo.	58 77
									203	A UC Davis	76 70
									229	A UMKC	69 87
									253	A Idaho St.	69 64
									262	H Grand Canyon	69 46
									284	H Nevada	80 75
									286	A UC Irvine	70 61
									286	N UC Irvine	75 83
									288	H Eastern Wash.	75 58
									303	A Weber St.	76 57
									318	H Sacramento St.	70 73
LAST 10 Division I											
			318	H Sacramento St.	70 73		288	H Eastern Wash.	75 58		
			303	A Weber St.	76 57		124	H Idaho	74 53		
			253	A Idaho St.	69 64		190	A Southern Utah	58 71		
			187	H Montana	78 65		199	A Northern Colo.	58 77		
			125	H Montana St.	62 73		58	H Tennessee	61 88		

Non-Div I Games: Multnomah 104 48

Portland St.

Prairie View

Through Games Of Jan. 23, 2020

Average RPI Win:	339	WON-LOST	WINNING	LAST 10	STRENGTH OF	OPP. STRENGTH	TEAM	ADJ.	CONF.	ADJ CONF.
Average RPI Loss:	136	RECORD	PCT. RANK	GAMES	SCHEDULE	OF SCHEDULE	RPI	RPI	RPI	RPI
DIV. I ONLY	1- 13	341	1-9	142	160	301	301	31	31	
DIV. I NON-CONF.	0- 9	338	0-5	21	78	265	265	28	28	
TOTALS	RPI 1-25	RPI 26-50	W-L RECORDS	RPI 51-100	RPI 101-150	RPI 150+				
1- 13	0- 1	0- 2	OVERALL	0- 2	0- 2	1- 6				
0- 3	0- 0	0- 0	HOME	0- 0	0- 1	0- 2				
1- 8	0- 1	0- 2	AWAY	0- 2	0- 1	1- 2				
0- 2	0- 0	0- 0	NEUTRAL	0- 0	0- 0	0- 2				
0- 9	0- 1	0- 2	NON-CONFERENCE	0- 1	0- 2	0- 3				
0- 1	0- 0	0- 0	HOME	0- 0	0- 1	0- 0				
0- 6	0- 1	0- 2	AWAY	0- 1	0- 1	0- 1				
0- 2	0- 0	0- 0	NEUTRAL	0- 0	0- 0	0- 2				
1- 4	0- 0	0- 0	CONFERENCE	0- 1	0- 0	1- 3				
0- 2	0- 0	0- 0	HOME	0- 0	0- 0	0- 2				
1- 2	0- 0	0- 0	AWAY	0- 1	0- 0	1- 1				
0- 0	0- 0	0- 0	NEUTRAL	0- 0	0- 0	0- 0				

RPI 1-25				RPI 26-50				RPI 51-100				RPI 101+ Team's RPI: 301			
RPI	S	Opponent	Score	RPI	S	Opponent	Score	RPI	S	Opponent	Score	RPI	S	Opponent	Score
17	A	Texas A&M	38 80	32	A	Oklahoma	48 94	96	A	Texas Southern	65 88	118	A	Wisconsin	42 68
				43	A	Arizona	48 83	99	A	Rice	55 77	142	H	Florida	44 51
												151	N	A&M-Corpus Christi	52 64
												159	A	Jackson St.	49 53
												167	A	Texas Tech	48 82
												195	N	Miami (OH)	52 65
												244	H	Southern U.	48 68
												310	H	Alcorn	63 68
												339	A	Grambling	67 54
LAST 10 Division I															
159	A	Jackson St.	49 53	118	A	Wisconsin	42 68								
339	A	Grambling	67 54	167	A	Texas Tech	48 82								
96	A	Texas Southern	65 88	99	A	Rice	55 77								
244	H	Southern U.	48 68	142	H	Florida	44 51								
310	H	Alcorn	63 68	17	A	Texas A&M	38 80								

Non-Div I Games:      Huston-Tillotson    79    60                  Wiley                                  75    42                  Tex. A&M-Kingsville85    55

Prairie View

Loss, Non-Conf, S Site, H Home A Away N Neutral

Presbyterian

Through Games Of Jan. 23, 2020

Average RPI Win:	272	WON-LOST	WINNING	LAST 10	STRENGTH OF	OPP. STRENGTH	TEAM	ADJ.	CONF.	ADJ CONF.
Average RPI Loss:	205	RECORD	PCT. RANK	GAMES	SCHEDULE	OF SCHEDULE	RPI	RPI	RPI	RPI
DIV. I ONLY	3- 12	314	1-9	219	342	302	302	26	26	
DIV. I NON-CONF.	2- 5	259	0-2	269	293	291	291	27	27	
TOTALS	RPI 1-25	RPI 26-50	W-L RECORDS	RPI 51-100	RPI 101-150	RPI 150+				
3- 12	0- 0	0- 1	OVERALL	0- 0	0- 3	3- 8				
1- 4	0- 0	0- 0	HOME	0- 0	0- 1	1- 3				
2- 8	0- 0	0- 1	AWAY	0- 0	0- 2	2- 5				
0- 0	0- 0	0- 0	NEUTRAL	0- 0	0- 0	0- 0				
2- 5	0- 0	0- 1	NON-CONFERENCE	0- 0	0- 2	2- 2				
1- 1	0- 0	0- 0	HOME	0- 0	0- 0	1- 1				
1- 4	0- 0	0- 1	AWAY	0- 0	0- 2	1- 1				
0- 0	0- 0	0- 0	NEUTRAL	0- 0	0- 0	0- 0				
1- 7	0- 0	0- 0	CONFERENCE	0- 0	0- 1	1- 6				
0- 3	0- 0	0- 0	HOME	0- 0	0- 1	0- 2				
1- 4	0- 0	0- 0	AWAY	0- 0	0- 0	1- 4				
0- 0	0- 0	0- 0	NEUTRAL	0- 0	0- 0	0- 0				

RPI 1-25			RPI 26-50			RPI 51-100			RPI 101+			Team's RPI: 302
RPI	S	Opponent	Score	RPI	S	Opponent	Score	RPI	S	Opponent	Score	
				40	A	West Virginia	40 56					
								137	H	Campbell	47 53	
								142	A	Florida	46 60	
								143	A	Illinois	52 71	
								172	H	Hampton	42 71	
								220	A	Gardner-Webb	56 53	
								243	A	High Point	55 60	
								246	A	UNC Asheville	39 54	
								247	H	UNCW	60 70	
								248	H	Col. of Charleston	58 54	
								252	A	Winthrop	54 61	
								255	A	Radford	42 54	
								287	H	Longwood	60 71	
								299	A	Wofford	60 67	
								349	A	South Carolina St.	70 49	
LAST 10 Division I												
243	A	High Point	55 60	287	H	Longwood	60 71					
137	H	Campbell	47 53	255	A	Radford	42 54					
220	A	Gardner-Webb	56 53	246	A	UNC Asheville	39 54					
252	A	Winthrop	54 61	247	H	UNCW	60 70					
172	H	Hampton	42 71	143	A	Illinois	52 71					

Non-Div I Games: William Peace 72 35 Brevard 74 45

Presbyterian

Loss, Non-Conf, S Site, H Home A Away N Neutral

Average RPI Win:	170	WON-LOST	WINNING	LAST 10	STRENGTH OF	OPP. STRENGTH	TEAM	ADJ.	CONF.	ADJ CONF.
Average RPI Loss:	5	RECORD	PCT. RANK	GAMES	SCHEDULE	OF SCHEDULE	RPI	RPI	RPI	RPI
DIV. I ONLY	13- 1	9	9-1	97	112	21	21	8	8	
DIV. I NON-CONF.	12- 1	9	8-1	143	88	21	21	9	9	
TOTALS	RPI 1-25	RPI 26-50	W-L RECORDS	RPI 51-100	RPI 101-150	RPI 150+				
13- 1	0- 1	1- 0	OVERALL	3- 0	3- 0	6- 0				
7- 0	0- 0	1- 0	HOME	1- 0	0- 0	5- 0				
6- 1	0- 1	0- 0	AWAY	2- 0	3- 0	1- 0				
0- 0	0- 0	0- 0	NEUTRAL	0- 0	0- 0	0- 0				
12- 1	0- 1	1- 0	NON-CONFERENCE	3- 0	2- 0	6- 0				
7- 0	0- 0	1- 0	HOME	1- 0	0- 0	5- 0				
5- 1	0- 1	0- 0	AWAY	2- 0	2- 0	1- 0				
0- 0	0- 0	0- 0	NEUTRAL	0- 0	0- 0	0- 0				
1- 0	0- 0	0- 0	CONFERENCE	0- 0	1- 0	0- 0				
0- 0	0- 0	0- 0	HOME	0- 0	0- 0	0- 0				
1- 0	0- 0	0- 0	AWAY	0- 0	1- 0	0- 0				
0- 0	0- 0	0- 0	NEUTRAL	0- 0	0- 0	0- 0				

RPI 1-25				RPI 26-50				RPI 51-100				RPI 101+			
RPI	S	Opponent	Score	RPI	S	Opponent	Score	RPI	S	Opponent	Score	RPI	S	Opponent	Score
5	A	Iowa	75 77	30	H	FGCU	67 53	56	A	Seton Hall	78 76	109	A	Saint Louis	66 50
								77	A	Marist	62 50	123	A	Penn	75 55
								97	H	Rider	80 47	150	A	Missouri	68 33
												152	A	George Washington	75 50
												189	H	Penn St.	72 55
												278	H	New Hampshire	77 37
												294	H	Monmouth	52 40
												306	H	St. Francis Brooklyn	76 44
												344	H	Hartford	73 42
LAST 10 Division I															
123	A	Penn	75 55	344	H	Hartford	73 42								
278	H	New Hampshire	77 37	77	A	Marist	62 50								
109	A	Saint Louis	66 50	306	H	St. Francis Brooklyn	76 44								
150	A	Missouri	68 33	294	H	Monmouth	52 40								
189	H	Penn St.	72 55	5	A	Iowa	75 77								

Non-Div I Games:

Princeton

■ Loss, 
 ■ Non-Conf, S Site, 
 ■ Home 
 ■ Away 
 N Neutral

Providence

Through Games Of Jan. 23, 2020

Average RPI Win:	213	WON-LOST	WINNING	LAST 10	STRENGTH OF	OPP. STRENGTH	TEAM	ADJ.	CONF.	ADJ CONF.
Average RPI Loss:	80	RECORD	PCT. RANK	GAMES	SCHEDULE	OF SCHEDULE	RPI	RPI	RPI	RPI
DIV. I ONLY	9- 10	188	1-9	111	91	115	115	6	6	
DIV. I NON-CONF.	9- 3	63	1-2	203	222	67	67	6	6	
TOTALS	RPI 1-25	RPI 26-50	W-L RECORDS	RPI 51-100	RPI 101-150	RPI 150+				
9- 10	0- 2	0- 3	OVERALL	1- 3	3- 0	5- 2				
2- 2	0- 1	0- 1	HOME	1- 0	0- 0	1- 0				
5- 7	0- 1	0- 2	AWAY	0- 2	2- 0	3- 2				
2- 1	0- 0	0- 0	NEUTRAL	0- 1	1- 0	1- 0				
9- 3	0- 0	0- 1	NON-CONFERENCE	1- 1	3- 0	5- 1				
2- 0	0- 0	0- 0	HOME	1- 0	0- 0	1- 0				
5- 2	0- 0	0- 1	AWAY	0- 0	2- 0	3- 1				
2- 1	0- 0	0- 0	NEUTRAL	0- 1	1- 0	1- 0				
0- 7	0- 2	0- 2	CONFERENCE	0- 2	0- 0	0- 1				
0- 2	0- 1	0- 1	HOME	0- 0	0- 0	0- 0				
0- 5	0- 1	0- 1	AWAY	0- 2	0- 0	0- 1				
0- 0	0- 0	0- 0	NEUTRAL	0- 0	0- 0	0- 0				

RPI S	Opponent	Score	RPI S	Opponent	Score	RPI S	Opponent	Score	RPI S	Opponent	Score	Team's RPI: 115
14	H DePaul	67 80	36	H Marquette	50 60	56	A Seton Hall	55 97	113	A Utah	67 60	
23	A Creighton	63 72	45	A Yale	79 82	64	N Ball St.	51 52	134	A Massachusetts	72 63	
			48	A St. John's (NY)	58 64	84	H Boston College	76 60	138	N Rhode Island	58 51	
						90	A Villanova	49 51	182	A New Mexico	68 86	
									233	H UMass Lowell	63 38	
									242	A Georgetown	53 62	
									259	N LMU (CA)	48 45	
									294	A Monmouth	68 52	
									321	A Bryant	76 32	
									344	A Hartford	75 57	
LAST 10 Division I												
56	A Seton Hall	55 97	242	A Georgetown	53 62							
48	A St. John's (NY)	58 64	90	A Villanova	49 51							
23	A Creighton	63 72	259	N LMU (CA)	48 45							
36	H Marquette	50 60	64	N Ball St.	51 52							
14	H DePaul	67 80	182	A New Mexico	68 86							

Non-Div I Games:

Providence

Loss, Non-Conf, S Site, H Home A Away N Neutral



Average RPI Win:	127	WON-LOST	WINNING	LAST 10	STRENGTH OF	OPP. STRENGTH	TEAM	ADJ.	CONF.	ADJ CONF.
Average RPI Loss:	25	RECORD	PCT. RANK	GAMES	SCHEDULE	OF SCHEDULE	RPI	RPI	RPI	RPI
DIV. I ONLY	13- 7	89	6-4	10	8	25	25	2	2	
DIV. I NON-CONF.	9- 3	63	2-0	33	14	20	20	2	2	
TOTALS	RPI 1-25	RPI 26-50	W-L RECORDS	RPI 51-100	RPI 101-150	RPI 150+				
13- 7	0- 4	4- 2	OVERALL	1- 1	3- 0	5- 0				
8- 2	0- 0	1- 1	HOME	0- 1	3- 0	4- 0				
3- 4	0- 3	1- 1	AWAY	1- 0	0- 0	1- 0				
2- 1	0- 1	2- 0	NEUTRAL	0- 0	0- 0	0- 0				
9- 3	0- 2	3- 1	NON-CONFERENCE	0- 0	1- 0	5- 0				
6- 0	0- 0	1- 0	HOME	0- 0	1- 0	4- 0				
1- 2	0- 1	0- 1	AWAY	0- 0	0- 0	1- 0				
2- 1	0- 1	2- 0	NEUTRAL	0- 0	0- 0	0- 0				
4- 4	0- 2	1- 1	CONFERENCE	1- 1	2- 0	0- 0				
2- 2	0- 0	0- 1	HOME	0- 1	2- 0	0- 0				
2- 2	0- 2	1- 0	AWAY	1- 0	0- 0	0- 0				
0- 0	0- 0	0- 0	NEUTRAL	0- 0	0- 0	0- 0				

RPI 1-25				RPI 26-50				RPI 51-100				RPI 101+			
RPI	S	Opponent	Score	RPI	S	Opponent	Score	RPI	S	Opponent	Score	RPI	S	Opponent	Score
1	A	South Carolina	49 85	27	N	Arizona St.	59 52	60	A	Nebraska	76 68	110	H	Kent St.	77 64
10	N	Gonzaga	50 63	28	A	Virginia Tech	54 67	67	H	Minnesota	59 72	118	H	Wisconsin	72 61
13	A	Indiana	48 66	29	A	Ohio St.	66 50					143	H	Illinois	81 67
15	A	Northwestern	56 61	31	H	Western Ky.	67 50					194	H	Northern Ill.	68 63
				35	N	Drake	67 47					197	H	Bowling Green	81 74
				38	H	Rutgers	53 59					208	A	Chattanooga	66 34
												213	H	Western Ill.	66 59
												280	H	Milwaukee	68 55
LAST 10 Division I															
				60	A	Nebraska	76 68	38	H	Rutgers	53 59				
				67	H	Minnesota	59 72	118	H	Wisconsin	72 61				
				143	H	Illinois	81 67	29	A	Ohio St.	66 50				
				15	A	Northwestern	56 61	197	H	Bowling Green	81 74				
				13	A	Indiana	48 66	31	H	Western Ky.	67 50				

Non-Div I Games:

Purdue

■ Loss, 
■ Non-Conf, 
■ S Site, 
■ H Home 
■ A Away 
N Neutral

Average RPI Win:	334	WON-LOST	WINNING	LAST 10	STRENGTH OF	OPP. STRENGTH	TEAM	ADJ.	CONF.	ADJ CONF.
Average RPI Loss:	171	RECORD	PCT. RANK	GAMES	SCHEDULE	OF SCHEDULE	RPI	RPI	RPI	RPI
DIV. I ONLY	2- 14	332	1-9	222	295	331	331	19	19	
DIV. I NON-CONF.	2- 9	304	1-4	278	313	334	334	19	19	
TOTALS	RPI 1-25	RPI 26-50	W-L RECORDS	RPI 51-100	RPI 101-150	RPI 150+				
2- 14	0- 0	0- 1	OVERALL	0- 2	0- 2	2- 9				
2- 5	0- 0	0- 1	HOME	0- 2	0- 0	2- 2				
0- 6	0- 0	0- 0	AWAY	0- 0	0- 1	0- 5				
0- 3	0- 0	0- 0	NEUTRAL	0- 0	0- 1	0- 2				
2- 9	0- 0	0- 0	NON-CONFERENCE	0- 1	0- 2	2- 6				
2- 2	0- 0	0- 0	HOME	0- 1	0- 0	2- 1				
0- 4	0- 0	0- 0	AWAY	0- 0	0- 1	0- 3				
0- 3	0- 0	0- 0	NEUTRAL	0- 0	0- 1	0- 2				
0- 5	0- 0	0- 1	CONFERENCE	0- 1	0- 0	0- 3				
0- 3	0- 0	0- 1	HOME	0- 1	0- 0	0- 1				
0- 2	0- 0	0- 0	AWAY	0- 0	0- 0	0- 2				
0- 0	0- 0	0- 0	NEUTRAL	0- 0	0- 0	0- 0				

RPI S	Opponent	Score	RPI S	Opponent	Score	RPI S	Opponent	Score	RPI S	Opponent	Score	Team's RPI: 331
41	H South Dakota	62	64	H Ball St.	83	110	N Kent St.	75	111	A Butler	85	
			79	H South Dakota St.	100	167	N Texas Tech	82	178	H Southeast Mo. St.	58	
						179	A Eastern Mich.	64	186	A North Dakota	91	
						193	A Akron	64	213	A Western Ill.	79	
						257	H Oral Roberts	79	294	N Monmouth	60	
						325	A SIUE	57	326	H Evansville	64	
						342	H UIC	50				
LAST 10 Division I												
257	H Oral Roberts	79	111	A Butler	85							
79	H South Dakota St.	100	326	H Evansville	64							
213	A Western Ill.	79	179	A Eastern Mich.	64							
186	A North Dakota	91	325	A SIUE	57							
41	H South Dakota	62	294	N Monmouth	60							

Non-Div I Games: Heidelberg 82 55 Purdue Northwest 73 50

Purdue Fort Wayne

Loss, Non-Conf, S Site, H Home A Away N Neutral

Quinnipiac

Through Games Of Jan. 23, 2020

Average RPI Win:	240	WON-LOST	WINNING	LAST 10	STRENGTH OF	OPP. STRENGTH	TEAM	ADJ.	CONF.	ADJ CONF.
Average RPI Loss:	99	RECORD	PCT. RANK	GAMES	SCHEDULE	OF SCHEDULE	RPI	RPI	RPI	RPI
DIV. I ONLY	7- 9	207	6-4	155	150	198	198	25	25	
DIV. I NON-CONF.	3- 6	235	2-1	63	62	178	178	25	25	
TOTALS	RPI 1-25	RPI 26-50	W-L RECORDS	RPI 51-100	RPI 101-150	RPI 150+				
7- 9	0- 1	0- 1	OVERALL	1- 4	1- 1	5- 2				
5- 4	0- 0	0- 0	HOME	1- 1	1- 1	3- 2				
2- 5	0- 1	0- 1	AWAY	0- 3	0- 0	2- 0				
0- 0	0- 0	0- 0	NEUTRAL	0- 0	0- 0	0- 0				
3- 6	0- 1	0- 1	NON-CONFERENCE	1- 2	1- 1	1- 1				
2- 3	0- 0	0- 0	HOME	1- 1	1- 1	0- 1				
1- 3	0- 1	0- 1	AWAY	0- 1	0- 0	1- 0				
0- 0	0- 0	0- 0	NEUTRAL	0- 0	0- 0	0- 0				
4- 3	0- 0	0- 0	CONFERENCE	0- 2	0- 0	4- 1				
3- 1	0- 0	0- 0	HOME	0- 0	0- 0	3- 1				
1- 2	0- 0	0- 0	AWAY	0- 2	0- 0	1- 0				
0- 0	0- 0	0- 0	NEUTRAL	0- 0	0- 0	0- 0				

RPI 1-25				RPI 26-50				RPI 51-100				RPI 101+ Team's RPI: 198			
RPI	S	Opponent	Score	RPI	S	Opponent	Score	RPI	S	Opponent	Score	RPI	S	Opponent	Score
16	A	Maryland	52 107	45	A	Yale	59 63	51	H	Bucknell	76 69	138	H	Rhode Island	75 63
								61	A	UCF	58 80	139	H	Harvard	68 77
								77	A	Marist	60 73	152	H	George Washington	67 78
								93	H	Drexel	62 66	207	H	Iona	71 75
								97	A	Rider	59 75	219	H	Manhattan	70 58
												294	H	Monmouth	60 53
												307	A	Siena	66 52
												329	H	Canisius	74 71
												344	A	Hartford	87 50
LAST 10 Division I															
		77	A	Marist	60	73		307	A	Siena	66	52			
		329	H	Canisius	74	71		207	H	Iona	71	75			
		294	H	Monmouth	60	53		344	A	Hartford	87	50			
		219	H	Manhattan	70	58		138	H	Rhode Island	75	63			
		97	A	Rider	59	75		61	A	UCF	58	80			

Non-Div I Games:

Quinnipiac

Average RPI Win: <b>299</b>	WON-LOST	WINNING	LAST 10	STRENGTH OF	OPP. STRENGTH	TEAM	ADJ.	CONF.	ADJ CONF.
Average RPI Loss: <b>153</b>	RECORD	PCT. RANK	GAMES	SCHEDULE	OF SCHEDULE	RPI	RPI	RPI	RPI
DIV. I ONLY	7- 10	218	5-5	295	224	255	255	26	26
DIV. I NON-CONF.	2- 7	288	0-2	255	61	263	263	27	27
TOTALS	RPI 1-25	RPI 26-50	W-L RECORDS	RPI 51-100	RPI 101-150	RPI 150+			
7- 10	0- 0	0- 2	OVERALL	0- 2	0- 0	7- 6			
3- 3	0- 0	0- 0	HOME	0- 0	0- 0	3- 3			
4- 7	0- 0	0- 2	AWAY	0- 2	0- 0	4- 3			
0- 0	0- 0	0- 0	NEUTRAL	0- 0	0- 0	0- 0			
2- 7	0- 0	0- 2	NON-CONFERENCE	0- 2	0- 0	2- 3			
0- 2	0- 0	0- 0	HOME	0- 0	0- 0	0- 2			
2- 5	0- 0	0- 2	AWAY	0- 2	0- 0	2- 1			
0- 0	0- 0	0- 0	NEUTRAL	0- 0	0- 0	0- 0			
5- 3	0- 0	0- 0	CONFERENCE	0- 0	0- 0	5- 3			
3- 1	0- 0	0- 0	HOME	0- 0	0- 0	3- 1			
2- 2	0- 0	0- 0	AWAY	0- 0	0- 0	2- 2			
0- 0	0- 0	0- 0	NEUTRAL	0- 0	0- 0	0- 0			

RPI	S	Opponent	Score	RPI	S	Opponent	Score	RPI	S	Opponent	Score	RPI	S	Opponent	Score	Team's RPI: 255
29	A	Ohio St.	57	70	65	A	Vanderbilt	46	80	172	A	Hampton	48	51		
40	A	West Virginia	37	74	69	A	Alabama	51	85	196	H	American	55	59		
										212	H	Mt. St. Mary's	58	75		
										234	A	ETSU	67	43		
										243	A	High Point	58	68		
										246	H	UNC Asheville	50	63		
										252	H	Winthrop	54	53		
										260	A	Morehead St.	62	73		
										287	A	Longwood	62	61		
										302	H	Presbyterian	54	42		
										333	H	Charleston So.	72	35		
										336	A	USC Upstate	57	41		
										349	A	South Carolina St.	60	45		
LAST 10 Division I																
336	A	USC Upstate	57	41	243	A	High Point	58	68							
252	H	Winthrop	54	53	333	H	Charleston So.	72	35							
287	A	Longwood	62	61	302	H	Presbyterian	54	42							
246	H	UNC Asheville	50	63	69	A	Alabama	51	85							
172	A	Hampton	48	51	196	H	American	55	59							

Non-Div I Games:

Radford

## Rhode Island

Through Games Of Jan. 23, 2020

Average RPI Win:	211	WON-LOST	WINNING	LAST 10	STRENGTH OF	OPP. STRENGTH	TEAM	ADJ.	CONF.	ADJ CONF.
Average RPI Loss:	134	RECORD	PCT. RANK	GAMES	SCHEDULE	OF SCHEDULE	RPI	RPI	RPI	RPI
DIV. I ONLY	10- 7	121	5-5	169	257	138	138	12	12	
DIV. I NON-CONF.	7- 5	131	2-3	228	328	164	164	12	12	
TOTALS	RPI 1-25	RPI 26-50	W-L RECORDS	RPI 51-100	RPI 101-150	RPI 150+				
10- 7	0- 0	0- 0	OVERALL	0- 2	4- 3	6- 2				
7- 1	0- 0	0- 0	HOME	0- 0	4- 1	3- 0				
2- 5	0- 0	0- 0	AWAY	0- 2	0- 1	2- 2				
1- 1	0- 0	0- 0	NEUTRAL	0- 0	0- 1	1- 0				
7- 5	0- 0	0- 0	NON-CONFERENCE	0- 1	2- 2	5- 2				
5- 0	0- 0	0- 0	HOME	0- 0	2- 0	3- 0				
1- 4	0- 0	0- 0	AWAY	0- 1	0- 1	1- 2				
1- 1	0- 0	0- 0	NEUTRAL	0- 0	0- 1	1- 0				
3- 2	0- 0	0- 0	CONFERENCE	0- 1	2- 1	1- 0				
2- 1	0- 0	0- 0	HOME	0- 0	2- 1	0- 0				
1- 1	0- 0	0- 0	AWAY	0- 1	0- 0	1- 0				
0- 0	0- 0	0- 0	NEUTRAL	0- 0	0- 0	0- 0				

RPI 1-25				RPI 26-50				RPI 51-100				RPI 101+				Team's RPI: 138	
RPI	S	Opponent	Score	RPI	S	Opponent	Score	RPI	S	Opponent	Score	RPI	S	Opponent	Score		
								84	A	Boston College	55	66	112	H	Holy Cross	73	58
								94	A	Davidson	67	79	115	N	Providence	51	58
													121	H	VCU	54	75
													130	H	Richmond	76	70
													133	H	Robert Morris	71	59
													134	H	Massachusetts	69	66
													139	A	Harvard	58	61
													173	A	Saint Joseph's	49	47
													186	A	North Dakota	61	67
													198	A	Quinnipiac	63	75
													224	N	Brown	89	44
													235	H	Fairfield	74	41
													277	H	Vermont	77	74
													344	A	Hartford	68	56
													348	H	LIU Brooklyn	79	56
LAST 10 Division I																	
				134	H	Massachusetts	69	66	139	A	Harvard	58	61				
				173	A	Saint Joseph's	49	47	198	A	Quinnipiac	63	75				
				94	A	Davidson	67	79	133	H	Robert Morris	71	59				
				130	H	Richmond	76	70	115	N	Providence	51	58				
				121	H	VCU	54	75	224	N	Brown	89	44				

Non-Div I Games:

Rhode Island

■ Loss, 
 ■ Non-Conf, 
 ■ S Site, 
 ■ H Home 
 ■ A Away 
 N Neutral

Average RPI Win:	226	WON-LOST	WINNING	LAST 10	STRENGTH OF	OPP. STRENGTH	TEAM	ADJ.	CONF.	ADJ CONF.
Average RPI Loss:	72	RECORD	PCT. RANK	GAMES	SCHEDULE	OF SCHEDULE	RPI	RPI	RPI	RPI
DIV. I ONLY	12- 6	70	8-2	173	110	99	99	13	13	
DIV. I NON-CONF.	5- 6	187	1-2	221	42	206	206	13	13	
TOTALS	RPI 1-25	RPI 26-50	W-L RECORDS	RPI 51-100	RPI 101-150	RPI 150+				
12- 6	0- 1	1- 3	OVERALL	0- 1	0- 0	11- 1				
8- 1	0- 1	1- 0	HOME	0- 0	0- 0	7- 0				
4- 3	0- 0	0- 1	AWAY	0- 1	0- 0	4- 1				
0- 2	0- 0	0- 2	NEUTRAL	0- 0	0- 0	0- 0				
5- 6	0- 1	0- 3	NON-CONFERENCE	0- 1	0- 0	5- 1				
4- 1	0- 1	0- 0	HOME	0- 0	0- 0	4- 0				
1- 3	0- 0	0- 1	AWAY	0- 1	0- 0	1- 1				
0- 2	0- 0	0- 2	NEUTRAL	0- 0	0- 0	0- 0				
7- 0	0- 0	1- 0	CONFERENCE	0- 0	0- 0	6- 0				
4- 0	0- 0	1- 0	HOME	0- 0	0- 0	3- 0				
3- 0	0- 0	0- 0	AWAY	0- 0	0- 0	3- 0				
0- 0	0- 0	0- 0	NEUTRAL	0- 0	0- 0	0- 0				

RPI 1-25				RPI 26-50				RPI 51-100				Team's RPI: 99	RPI 101+			
RPI	S	Opponent	Score	RPI	S	Opponent	Score	RPI	S	Opponent	Score		RPI	S	Opponent	Score
17	H	Texas A&M	61 62	28	N	Virginia Tech	45 54	96	A	Texas Southern	56 63		175	A	Fla. Atlantic	78 69
				31	H	Western Ky.	73 65						188	H	Little Rock	66 40
				34	A	Oklahoma St.	38 69						190	H	Southern Miss.	75 64
				46	N	Georgia Tech	52 54						202	H	Northern Ariz.	71 57
													210	A	SMU	43 55
													218	A	UTEP	69 61
													238	H	Louisiana Tech	60 47
													249	H	Marshall	81 43
													292	H	Nicholls St.	71 47
													300	A	FIU	68 47
													301	H	Prairie View	77 55
													324	A	McNeese	81 50
LAST 10 Division I																
				218	A	UTEP	69 61					31	H	Western Ky.	73 65	
				190	H	Southern Miss.	75 64					249	H	Marshall	81 43	
				238	H	Louisiana Tech	60 47					46	N	Georgia Tech	52 54	
				300	A	FIU	68 47					28	N	Virginia Tech	45 54	
				175	A	Fla. Atlantic	78 69					301	H	Prairie View	77 55	

Non-Div I Games:

Rice

Average RPI Win:	185	WON-LOST	WINNING	LAST 10	STRENGTH OF	OPP. STRENGTH	TEAM	ADJ.	CONF.	ADJ CONF.
Average RPI Loss:	121	RECORD	PCT. RANK	GAMES	SCHEDULE	OF SCHEDULE	RPI	RPI	RPI	RPI
DIV. I ONLY	8- 11	217	2-8	47	218	130	130	12	12	
DIV. I NON-CONF.	7- 7	164	1-4	31	292	82	82	12	12	
TOTALS	RPI 1-25	RPI 26-50	W-L RECORDS	RPI 51-100	RPI 101-150	RPI 150+				
8- 11	0- 0	0- 1	OVERALL	0- 4	2- 2	6- 4				
4- 2	0- 0	0- 0	HOME	0- 1	0- 0	4- 1				
4- 6	0- 0	0- 1	AWAY	0- 2	2- 2	2- 1				
0- 3	0- 0	0- 0	NEUTRAL	0- 1	0- 0	0- 2				
7- 7	0- 0	0- 1	NON-CONFERENCE	0- 3	2- 0	5- 3				
3- 1	0- 0	0- 0	HOME	0- 0	0- 0	3- 1				
4- 3	0- 0	0- 1	AWAY	0- 2	2- 0	2- 0				
0- 3	0- 0	0- 0	NEUTRAL	0- 1	0- 0	0- 2				
1- 4	0- 0	0- 0	CONFERENCE	0- 1	0- 2	1- 1				
1- 1	0- 0	0- 0	HOME	0- 1	0- 0	1- 0				
0- 3	0- 0	0- 0	AWAY	0- 0	0- 2	0- 1				
0- 0	0- 0	0- 0	NEUTRAL	0- 0	0- 0	0- 0				

RPI S	Opponent	Score	RPI S	Opponent	Score	RPI S	Opponent	Score	RPI S	Opponent	Score	Team's RPI: 130
			37 A	Old Dominion	51 73	71 A	Charlotte	59 78	101 A	Coastal Caro.	79 67	
						76 N	Bradley	57 61	102 A	UNC Greensboro	70 62	
						87 H	Dayton	51 65	121 A	VCU	50 53	
						93 A	Drexel	52 58	138 A	Rhode Island	70 76	
									154 H	Furman	69 70	
									157 H	William & Mary	76 73	
									172 N	Hampton	65 69	
									173 A	Saint Joseph's	56 67	
									174 H	Norfolk St.	77 69	
									175 H	Fla. Atlantic	57 55	
									206 H	La Salle	63 61	
									212 N	Mt. St. Mary's	67 75	
									242 A	Georgetown	51 49	
									322 A	UMES	64 52	
LAST 10 Division I												
206 H	La Salle	63 61	174 H	Norfolk St.	77 69							
121 A	VCU	50 53	172 N	Hampton	65 69							
87 H	Dayton	51 65	212 N	Mt. St. Mary's	67 75							
138 A	Rhode Island	70 76	37 A	Old Dominion	51 73							
173 A	Saint Joseph's	56 67	154 H	Furman	69 70							

Non-Div I Games:

Richmond

■ Loss, 
 ■ Non-Conf, 
 ■ S Site, 
 ■ H Home 
 ■ A Away 
 N Neutral

R  
i  
d  
e  
rR  
i  
d  
e  
r

Rider



Average RPI Win:	229	WON-LOST	WINNING	LAST 10	STRENGTH OF	OPP. STRENGTH	TEAM	ADJ.	CONF.	ADJ CONF.
Average RPI Loss:	121	RECORD	PCT. RANK	GAMES	SCHEDULE	OF SCHEDULE	RPI	RPI	RPI	RPI
DIV. I ONLY	10- 6	109	7-3	207	193	133	133	29	29	
DIV. I NON-CONF.	4- 6	212	1-3	113	146	163	163	30	30	
TOTALS	RPI 1-25	RPI 26-50	W-L RECORDS	RPI 51-100	RPI 101-150	RPI 150+				
10- 6	0- 0	0- 2	OVERALL	0- 0	0- 2	10- 2				
6- 2	0- 0	0- 0	HOME	0- 0	0- 0	6- 2				
4- 4	0- 0	0- 2	AWAY	0- 0	0- 2	4- 0				
0- 0	0- 0	0- 0	NEUTRAL	0- 0	0- 0	0- 0				
4- 6	0- 0	0- 2	NON-CONFERENCE	0- 0	0- 2	4- 2				
2- 2	0- 0	0- 0	HOME	0- 0	0- 0	2- 2				
2- 4	0- 0	0- 2	AWAY	0- 0	0- 2	2- 0				
0- 0	0- 0	0- 0	NEUTRAL	0- 0	0- 0	0- 0				
6- 0	0- 0	0- 0	CONFERENCE	0- 0	0- 0	6- 0				
4- 0	0- 0	0- 0	HOME	0- 0	0- 0	4- 0				
2- 0	0- 0	0- 0	AWAY	0- 0	0- 0	2- 0				
0- 0	0- 0	0- 0	NEUTRAL	0- 0	0- 0	0- 0				

RPI 1-25			RPI 26-50			RPI 51-100			RPI 101+ Team's RPI: 133		
RPI	S	Opponent	Score	RPI	S	Opponent	Score	RPI	S	Opponent	Score
				26	A	TCU	61 66	110	A	Kent St.	81 82
				39	A	James Madison	32 59	138	A	Rhode Island	59 71
								155	H	Columbia	59 61
								163	H	Youngstown St.	58 43
								168	A	Merrimack	68 62
								168	H	Merrimack	72 50
								174	A	Norfolk St.	69 62
								206	A	La Salle	71 68
								214	H	Xavier	71 57
								258	H	Delaware	62 73
								271	H	Sacred Heart	73 43
								274	H	Wagner	51 47
								306	H	St. Francis Brooklyn	69 44
								345	A	Central Conn. St.	86 56
LAST 10 Division I											
271	H	Sacred Heart	73 43	345	A	Central Conn. St.	86 56				
168	H	Merrimack	72 50	39	A	James Madison	32 59				
306	H	St. Francis Brooklyn	69 44	174	A	Norfolk St.	69 62				
274	H	Wagner	51 47	138	A	Rhode Island	59 71				
168	A	Merrimack	68 62	258	H	Delaware	62 73				

Non-Div I Games: Pitt.-Johnstown 63 30

Robert Morris

■ Loss, 
 ■ Non-Conf, 
 ■ S Site, 
 ■ H Home 
 ■ A Away 
 N Neutral

Average RPI Win:	154	WON-LOST	WINNING	LAST 10	STRENGTH OF	OPP. STRENGTH	TEAM	ADJ.	CONF.	ADJ CONF.
Average RPI Loss:	43	RECORD	PCT. RANK	GAMES	SCHEDULE	OF SCHEDULE	RPI	RPI	RPI	RPI
DIV. I ONLY	15- 3	24	8-2	108	40	38	38	2	2	
DIV. I NON-CONF.	10- 1	19	3-0	214	65	38	38	2	2	
TOTALS	RPI 1-25	RPI 26-50	W-L RECORDS	RPI 51-100	RPI 101-150	RPI 150+				
15- 3	1- 2	2- 0	OVERALL	2- 1	3- 0	7- 0				
8- 2	0- 1	1- 0	HOME	1- 1	1- 0	5- 0				
5- 1	1- 1	0- 0	AWAY	0- 0	2- 0	2- 0				
2- 0	0- 0	1- 0	NEUTRAL	1- 0	0- 0	0- 0				
10- 1	0- 1	2- 0	NON-CONFERENCE	1- 0	1- 0	6- 0				
7- 0	0- 0	1- 0	HOME	0- 0	1- 0	5- 0				
1- 1	0- 1	0- 0	AWAY	0- 0	0- 0	1- 0				
2- 0	0- 0	1- 0	NEUTRAL	1- 0	0- 0	0- 0				
5- 2	1- 1	0- 0	CONFERENCE	1- 1	2- 0	1- 0				
1- 2	0- 1	0- 0	HOME	1- 1	0- 0	0- 0				
4- 0	1- 0	0- 0	AWAY	0- 0	2- 0	1- 0				
0- 0	0- 0	0- 0	NEUTRAL	0- 0	0- 0	0- 0				

RPI	S	Opponent	Score	RPI	S	Opponent	Score	RPI	S	Opponent	Score	RPI	S	Opponent	Score
13	H	Indiana	56 66	33	H	Virginia	73 63	60	H	Nebraska	69 65	118	A	Wisconsin	64 61
24	A	LSU	58 64	46	N	Georgia Tech	46 43	65	N	Vanderbilt	62 56	139	H	Harvard	74 46
25	A	Purdue	59 53					91	H	Michigan St.	55 66	143	A	Illinois	75 51
												171	H	Towson	67 53
												189	A	Penn St.	62 57
												227	H	Niagara	87 37
												244	H	Southern U.	78 58
												249	H	Marshall	66 41
												254	A	South Alabama	77 56
												343	H	Coppin St.	107 33
LAST 10 Division I															
91	H	Michigan St.	55 66	13	H	Indiana	56 66								
189	A	Penn St.	62 57	118	A	Wisconsin	64 61								
60	H	Nebraska	69 65	249	H	Marshall	66 41								
143	A	Illinois	75 51	244	H	Southern U.	78 58								
25	A	Purdue	59 53	171	H	Towson	67 53								

Non-Div I Games:

Rutgers

■ Loss, 
 ■ Non-Conf, 
 ■ S Site, 
 ■ H Home 
 ■ A Away 
 N Neutral

SFA		WON-LOST		WINNING		LAST 10		STRENGTH OF		OPP. STRENGTH		TEAM		ADJ.		CONF.		ADJ CONF.	
Average RPI Win: 271		RECORD		PCT. RANK		GAMES		SCHEDULE		OF SCHEDULE		RPI		RPI		RPI		RPI	
Average RPI Loss: 78																			
DIV. I ONLY		11- 3		37		9-1		333		229		149		149		23		23	
DIV. I NON-CONF.		4- 2		90		2-0		264		144		133		133		22		22	
TOTALS		RPI 1-25		RPI 26-50		W-L RECORDS		RPI 51-100		RPI 101-150		RPI 150+							
11- 3		0- 0		0- 1		OVERALL		0- 1		0- 1		11- 0							
6- 1		0- 0		0- 0		HOME		0- 1		0- 0		6- 0							
4- 2		0- 0		0- 1		AWAY		0- 0		0- 1		4- 0							
1- 0		0- 0		0- 0		NEUTRAL		0- 0		0- 0		1- 0							
4- 2		0- 0		0- 1		NON-CONFERENCE		0- 1		0- 0		4- 0							
1- 1		0- 0		0- 0		HOME		0- 1		0- 0		1- 0							
2- 1		0- 0		0- 1		AWAY		0- 0		0- 0		2- 0							
1- 0		0- 0		0- 0		NEUTRAL		0- 0		0- 0		1- 0							
7- 1		0- 0		0- 0		CONFERENCE		0- 0		0- 1		7- 0							
5- 0		0- 0		0- 0		HOME		0- 0		0- 0		5- 0							
2- 1		0- 0		0- 0		AWAY		0- 0		0- 1		2- 0							
0- 0		0- 0		0- 0		NEUTRAL		0- 0		0- 0		0- 0							

RPI 1-25				RPI 26-50				RPI 51-100				RPI 101+				Team's RPI: 149	
RPI	S	Opponent	Score	RPI	S	Opponent	Score	RPI	S	Opponent	Score	RPI	S	Opponent	Score		
				32	A	Oklahoma	62 75	61	H	UCF	57 63	140	A	New Orleans	50 53		
												151	A	A&M-Corpus Christi	66 44		
												205	A	Tulsa	67 63		
												211	H	Central Ark.	102 41		
												245	H	Southeastern La.	77 51		
												284	A	Nevada	80 65		
												289	N	UC Santa Barbara	67 56		
												310	H	Alcorn	67 62		
												314	H	Incarnate Word	67 45		
												316	A	Houston Baptist	59 42		
												324	H	McNeese	82 51		
												337	H	Northwestern St.	89 40		
LAST 10 Division I																	
				337	H	Northwestern St.	89 40	245	H	Southeastern La.	77 51						
				314	H	Incarnate Word	67 45	324	H	McNeese	82 51						
				211	H	Central Ark.	102 41	316	A	Houston Baptist	59 42						
				151	A	A&M-Corpus Christi	66 44	284	A	Nevada	80 65						
				140	A	New Orleans	50 53	289	N	UC Santa Barbara	67 56						

Non-Div I Games: LSU-Shreveport 75 32 Our Lady of the Lake 75 Cent. Christian (KS) 46

SFA

Loss, Non-Conf, S Site, H Home A Away N Neutral

SIUE				STRENGTH OF SCHEDULE	OPP. STRENGTH OF SCHEDULE	TEAM RPI	ADJ. RPI	CONF. RPI	ADJ CONF. RPI
Average RPI Win:	331	WON-LOST RECORD	WINNING PCT. RANK						
Average RPI Loss:	163		LAST 10 GAMES						
DIV. I ONLY	3- 14	318	1-9	267	223	325	325	20	20
DIV. I NON-CONF.	2- 8	295	0-3	248	137	319	319	24	24
-----									
TOTALS	RPI 1-25	RPI 26-50	W-L RECORDS	RPI 51-100	RPI 101-150	RPI 150+			
3- 14	0- 0	0- 0	OVERALL	0- 5	0- 3	3- 6			
2- 6	0- 0	0- 0	HOME	0- 2	0- 2	2- 2			
1- 7	0- 0	0- 0	AWAY	0- 3	0- 1	1- 3			
0- 1	0- 0	0- 0	NEUTRAL	0- 0	0- 0	0- 1			
2- 8	0- 0	0- 0	NON-CONFERENCE	0- 4	0- 2	2- 2			
2- 3	0- 0	0- 0	HOME	0- 2	0- 1	2- 0			
0- 4	0- 0	0- 0	AWAY	0- 2	0- 1	0- 1			
0- 1	0- 0	0- 0	NEUTRAL	0- 0	0- 0	0- 1			
1- 6	0- 0	0- 0	CONFERENCE	0- 1	0- 1	1- 4			
0- 3	0- 0	0- 0	HOME	0- 0	0- 1	0- 2			
1- 3	0- 0	0- 0	AWAY	0- 1	0- 0	1- 2			
0- 0	0- 0	0- 0	NEUTRAL	0- 0	0- 0	0- 0			

RPI 1-25				RPI 26-50				RPI 51-100				RPI 101+				Team's RPI: 325	
RPI	S	Opponent	Score	RPI	S	Opponent	Score	RPI	S	Opponent	Score	RPI	S	Opponent	Score		
								60	A	Nebraska	49	63	109	H	Saint Louis	35	68
								72	H	Southern Ill.	67	103	145	H	Tennessee Tech	50	65
								78	A	Belmont	48	69	150	A	Missouri	51	68
								83	A	Illinois St.	53	74	162	N	North Ala.	67	85
								98	H	Loyola Chicago	50	63	178	H	Southeast Mo. St.	56	66
													260	A	Morehead St.	69	75
													270	A	Eastern Ky.	46	49
													298	H	Jacksonville St.	44	53
													317	A	Georgia St.	73	74
													326	H	Evansville	85	74
													331	H	Purdue Fort Wayne	57	53
													335	A	Tennessee St.	76	63
-----																	
LAST 10 Division I																	
				178	H	Southeast Mo. St.	56	66	335	A	Tennessee St.	76	63				
				298	H	Jacksonville St.	44	53	78	A	Belmont	48	69				
				145	H	Tennessee Tech	50	65	317	A	Georgia St.	73	74				
				270	A	Eastern Ky.	46	49	162	N	North Ala.	67	85				
				260	A	Morehead St.	69	75	83	A	Illinois St.	53	74				

Non-Div I Games: Quincy

65

70

SIUE

■ Loss, 
 ■ Non-Conf, 
 ■ S Site, 
 ■ Home 
 ■ A Away 
 N Neutral

SMU

Average RPI Win: 235

Average RPI Loss: 114

WON-LOST

RECORD

WINNING

PCT. RANK

LAST 10

GAMES

STRENGTH OF

SCHEDULE

OPP. STRENGTH

OF SCHEDULE

TEAM

RPI

ADJ.

RPI

CONF.

RPI

ADJ CONF.

RPI

DIV. I ONLY

7- 10

218

4-6

115

138

210

210

9

9

DIV. I NON-CONF.

6- 6

164

3-2

160

245

226

226

8

8

TOTALS

RPI 1-25

RPI 26-50

W-L RECORDS

RPI 51-100

RPI 101-150

RPI 150+

7- 10

0- 1

0- 2

OVERALL

1- 0

0- 4

6- 3

5- 6

0- 1

0- 1

HOME

1- 0

0- 2

4- 2

1- 4

0- 0

0- 1

AWAY

0- 0

0- 2

1- 1

1- 0

0- 0

0- 0

NEUTRAL

0- 0

0- 0

1- 0

6- 6

0- 0

0- 1

NON-CONFERENCE

1- 0

0- 3

5- 2

5- 4

0- 0

0- 1

HOME

1- 0

0- 1

4- 2

0- 2

0- 0

0- 0

AWAY

0- 0

0- 2

0- 0

1- 0

0- 0

0- 0

NEUTRAL

0- 0

0- 0

1- 0

1- 4

0- 1

0- 1

CONFERENCE

0- 0

0- 1

1- 1

0- 2

0- 1

0- 0

HOME

0- 0

0- 1

0- 0

1- 2

0- 0

0- 1

AWAY

0- 0

0- 0

1- 1

0- 0

0- 0

0- 0

NEUTRAL

0- 0

0- 0

0- 0

RPI 1-25

RPI 26-50

RPI 51-100

RPI 101+

Team's RPI: 210

RPI S Opponent Score

4 H UConn 42 80

RPI S Opponent Score

26 H TCU 56 57

49 A Temple 62 85

RPI S Opponent Score

99 H Rice 55 43

RPI S Opponent Score

104 A UT Arlington 46 51

117 A Pacific 49 77

126 H Tulane 66 67

144 H Wright St. 61 69

164 A Memphis 52 57

186 H North Dakota 66 51

199 H Northern Colo. 52 61

204 H George Mason 58 59

218 H UTEP 60 56

250 N CSUN 68 58

282 A East Carolina 55 47

286 H UC Irvine 59 56

324 H McNeese 81 60

LAST 10 Division I

164 A Memphis 52 57

126 H Tulane 66 67

49 A Temple 62 85

282 A East Carolina 55 47

4 H UConn 42 80

204 H George Mason 58 59

286 H UC Irvine 59 56

104 A UT Arlington 46 51

218 H UTEP 60 56

186 H North Dakota 66 51

Non-Div I Games:

SMU

Average RPI Win:	231	WON-LOST	WINNING	LAST 10	STRENGTH OF	OPP. STRENGTH	TEAM	ADJ.	CONF.	ADJ CONF.
Average RPI Loss:	210	RECORD	PCT. RANK	GAMES	SCHEDULE	OF SCHEDULE	RPI	RPI	RPI	RPI
DIV. I ONLY	3- 12	314	3-7	304	272	318	318	18	18	
DIV. I NON-CONF.	0- 7	338	0-2	327	266	350	350	17	17	
TOTALS	RPI 1-25	RPI 26-50	W-L RECORDS	RPI 51-100	RPI 101-150	RPI 150+				
3- 12	0- 0	0- 1	OVERALL	0- 0	0- 2	3- 9				
1- 4	0- 0	0- 1	HOME	0- 0	0- 1	1- 2				
2- 8	0- 0	0- 0	AWAY	0- 0	0- 1	2- 7				
0- 0	0- 0	0- 0	NEUTRAL	0- 0	0- 0	0- 0				
0- 7	0- 0	0- 1	NON-CONFERENCE	0- 0	0- 1	0- 5				
0- 1	0- 0	0- 1	HOME	0- 0	0- 0	0- 0				
0- 6	0- 0	0- 0	AWAY	0- 0	0- 1	0- 5				
0- 0	0- 0	0- 0	NEUTRAL	0- 0	0- 0	0- 0				
3- 5	0- 0	0- 0	CONFERENCE	0- 0	0- 1	3- 4				
1- 3	0- 0	0- 0	HOME	0- 0	0- 1	1- 2				
2- 2	0- 0	0- 0	AWAY	0- 0	0- 0	2- 2				
0- 0	0- 0	0- 0	NEUTRAL	0- 0	0- 0	0- 0				

RPI 1-25			RPI 26-50			RPI 51-100			RPI 101+			Team's RPI: 318
RPI	S	Opponent	Score	RPI	S	Opponent	Score	RPI	S	Opponent	Score	
				29	H	Ohio St.	74 104					
								125	H	Montana St.	48 85	
								136	A	San Jose St.	67 73	
								187	H	Montana	60 64	
								190	H	Southern Utah	87 82	
								199	H	Northern Colo.	63 73	
								201	A	Portland St.	73 70	
								202	A	Northern Ariz.	107 114	
								203	A	UC Davis	75 77	
								226	A	San Francisco	82 87	
								253	A	Idaho St.	62 80	
								284	A	Nevada	72 83	
								303	A	Weber St.	91 67	
								332	A	Cal Poly	43 62	
								340	A	Seattle U	84 88	
LAST 10 Division I												
201	A	Portland St.	73 70	253	A	Idaho St.	62 80					
190	H	Southern Utah	87 82	187	H	Montana	60 64					
199	H	Northern Colo.	63 73	125	H	Montana St.	48 85					
303	A	Weber St.	91 67	29	H	Ohio St.	74 104					
202	A	Northern Ariz.	107 114	226	A	San Francisco	82 87					

Non-Div I Games: Cal Maritime 86 55 Pacific Union 94 35

Sacramento St.

## Sacred Heart

Through Games Of Jan. 23, 2020

Average RPI Win:	282	WON-LOST	WINNING	LAST 10	STRENGTH OF	OPP. STRENGTH	TEAM	ADJ.	CONF.	ADJ CONF.
Average RPI Loss:	158	RECORD	PCT. RANK	GAMES	SCHEDULE	OF SCHEDULE	RPI	RPI	RPI	RPI
DIV. I ONLY	5- 11	269	3-7	251	232	271	271	29	29	
DIV. I NON-CONF.	2- 8	295	0-4	186	171	292	292	30	30	
TOTALS	RPI 1-25	RPI 26-50	W-L RECORDS	RPI 51-100	RPI 101-150	RPI 150+				
5- 11	0- 0	0- 1	OVERALL	0- 3	0- 2	5- 5				
3- 1	0- 0	0- 0	HOME	0- 0	0- 1	3- 0				
1- 9	0- 0	0- 1	AWAY	0- 2	0- 1	1- 5				
1- 1	0- 0	0- 0	NEUTRAL	0- 1	0- 0	1- 0				
2- 8	0- 0	0- 1	NON-CONFERENCE	0- 3	0- 1	2- 3				
1- 1	0- 0	0- 0	HOME	0- 0	0- 1	1- 0				
0- 6	0- 0	0- 1	AWAY	0- 2	0- 0	0- 3				
1- 1	0- 0	0- 0	NEUTRAL	0- 1	0- 0	1- 0				
3- 3	0- 0	0- 0	CONFERENCE	0- 0	0- 1	3- 2				
2- 0	0- 0	0- 0	HOME	0- 0	0- 0	2- 0				
1- 3	0- 0	0- 0	AWAY	0- 0	0- 1	1- 2				
0- 0	0- 0	0- 0	NEUTRAL	0- 0	0- 0	0- 0				

RPI	S	Opponent	Score	RPI	S	Opponent	Score	RPI	S	Opponent	Score	RPI	S	Opponent	Score	Team's RPI: 271
45	A	Yale	40	87	56	A	Seton Hall	69	95	112	H	Holy Cross	52	65		
					60	N	Nebraska	49	72	133	A	Robert Morris	43	73		
					95	A	Stony Brook	50	54	168	H	Merrimack	63	60		
										173	A	Saint Joseph's	44	71		
										189	A	Penn St.	65	88		
										228	A	Saint Francis (PA)	58	60		
										274	A	Wagner	79	65		
										307	A	Siena	57	68		
										312	H	Hofstra	71	44		
										313	N	Detroit Mercy	66	60		
										338	A	Fairleigh Dickinson	60	65		
										345	H	Central Conn. St.	66	58		
LAST 10 Division I																
133	A	Robert Morris	43	73	168	H	Merrimack	63	60							
228	A	Saint Francis (PA)	58	60	189	A	Penn St.	65	88							
338	A	Fairleigh Dickinson	60	65	45	A	Yale	40	87							
345	H	Central Conn. St.	66	58	112	H	Holy Cross	52	65							
274	A	Wagner	79	65	173	A	Saint Joseph's	44	71							

Non-Div I Games: Bridgeport 77 63

Sacred Heart

Loss, Non-Conf, S Site, H Home A Away N Neutral

## Saint Francis (PA)

Through Games Of Jan. 23, 2020

Average RPI Win:	290	WON-LOST	WINNING	LAST 10	STRENGTH OF	OPP. STRENGTH	TEAM	ADJ.	CONF.	ADJ CONF.
Average RPI Loss:	125	RECORD	PCT. RANK	GAMES	SCHEDULE	OF SCHEDULE	RPI	RPI	RPI	RPI
DIV. I ONLY	7- 11	234	5-5	202	220	228	228	29	29	
DIV. I NON-CONF.	2- 9	304	0-3	53	105	204	204	30	30	
TOTALS	RPI 1-25	RPI 26-50	W-L RECORDS	RPI 51-100	RPI 101-150	RPI 150+				
7- 11	0- 0	0- 3	OVERALL	0- 2	0- 2	7- 4				
3- 4	0- 0	0- 0	HOME	0- 1	0- 1	3- 2				
3- 6	0- 0	0- 2	AWAY	0- 1	0- 1	3- 2				
1- 1	0- 0	0- 1	NEUTRAL	0- 0	0- 0	1- 0				
2- 9	0- 0	0- 3	NON-CONFERENCE	0- 2	0- 2	2- 2				
0- 3	0- 0	0- 0	HOME	0- 1	0- 1	0- 1				
1- 5	0- 0	0- 2	AWAY	0- 1	0- 1	1- 1				
1- 1	0- 0	0- 1	NEUTRAL	0- 0	0- 0	1- 0				
5- 2	0- 0	0- 0	CONFERENCE	0- 0	0- 0	5- 2				
3- 1	0- 0	0- 0	HOME	0- 0	0- 0	3- 1				
2- 1	0- 0	0- 0	AWAY	0- 0	0- 0	2- 1				
0- 0	0- 0	0- 0	NEUTRAL	0- 0	0- 0	0- 0				

RPI 1-25				RPI 26-50				RPI 51-100				RPI 101+				Team's RPI: 228	
RPI	S	Opponent	Score	RPI	S	Opponent	Score	RPI	S	Opponent	Score	RPI	S	Opponent	Score		
				28	A	Virginia Tech	41 105	51	H	Bucknell	46 70	105	A	Duquesne	69 72		
				30	N	FGCU	64 97	86	A	South Fla.	23 62	108	H	Liberty	52 71		
				40	A	West Virginia	45 74					163	H	Youngstown St.	46 56		
												168	H	Merrimack	56 71		
												239	N	Stetson	78 73		
												260	A	Morehead St.	54 65		
												271	H	Sacred Heart	60 58		
												274	H	Wagner	51 50		
												277	A	Vermont	73 69		
												306	H	St. Francis Brooklyn	82 72		
												321	A	Bryant	63 60		
												338	A	Fairleigh Dickinson	47 56		
												345	A	Central Conn. St.	64 52		
LAST 10 Division I																	
				168	H	Merrimack	56 71	345	A	Central Conn. St.	64 52						
				271	H	Sacred Heart	60 58	321	A	Bryant	63 60						
				274	H	Wagner	51 50	51	H	Bucknell	46 70						
				306	H	St. Francis Brooklyn	82 72	108	H	Liberty	52 71						
				338	A	Fairleigh Dickinson	47 56	105	A	Duquesne	69 72						

Non-Div I Games:

Saint Francis (PA)

■ Loss, 
 ■ Non-Conf, 
 ■ S Site, 
 ■ H Home 
 ■ A Away 
 N Neutral



## Saint Joseph's

Through Games Of Jan. 23, 2020

Average RPI Win:	187	WON-LOST	WINNING	LAST 10	STRENGTH OF	OPP. STRENGTH	TEAM	ADJ.	CONF.	ADJ CONF.
Average RPI Loss:	116	RECORD	PCT. RANK	GAMES	SCHEDULE	OF SCHEDULE	RPI	RPI	RPI	RPI
DIV. I ONLY	8- 10	202	4-6	88	137	173	173	12	12	
DIV. I NON-CONF.	6- 6	164	2-2	86	170	141	141	12	12	
TOTALS	RPI 1-25	RPI 26-50	W-L RECORDS	RPI 51-100	RPI 101-150	RPI 150+				
8- 10	0- 0	1- 0	OVERALL	0- 3	2- 6	5- 1				
5- 4	0- 0	1- 0	HOME	0- 1	1- 3	3- 0				
2- 4	0- 0	0- 0	AWAY	0- 1	0- 3	2- 0				
1- 2	0- 0	0- 0	NEUTRAL	0- 1	1- 0	0- 1				
6- 6	0- 0	1- 0	NON-CONFERENCE	0- 3	1- 2	4- 1				
4- 2	0- 0	1- 0	HOME	0- 1	0- 1	3- 0				
1- 2	0- 0	0- 0	AWAY	0- 1	0- 1	1- 0				
1- 2	0- 0	0- 0	NEUTRAL	0- 1	1- 0	0- 1				
2- 4	0- 0	0- 0	CONFERENCE	0- 0	1- 4	1- 0				
1- 2	0- 0	0- 0	HOME	0- 0	1- 2	0- 0				
1- 2	0- 0	0- 0	AWAY	0- 0	0- 2	1- 0				
0- 0	0- 0	0- 0	NEUTRAL	0- 0	0- 0	0- 0				

RPI 1-25				RPI 26-50				RPI 51-100				RPI 101+				Team's RPI: 173	
RPI	S	Opponent	Score	RPI	S	Opponent	Score	RPI	S	Opponent	Score	RPI	S	Opponent	Score		
				49	H	Temple	67 63	56	N	Seton Hall	39 55	105	H	Duquesne	51 58		
								90	A	Villanova	44 60	121	A	VCU	40 47		
								93	H	Drexel	52 62	123	H	Penn	45 55		
												130	H	Richmond	67 56		
												134	A	Massachusetts	43 61		
												138	H	Rhode Island	47 49		
												139	N	Harvard	63 39		
												147	A	Auburn	62 66		
												154	N	Furman	48 63		
												155	A	Columbia	71 57		
												196	H	American	72 51		
												263	H	Navy	49 40		
												271	H	Sacred Heart	71 44		
												290	A	St. Bonaventure	61 60		
LAST 10 Division I																	
				290	A	St. Bonaventure	61 60	130	H	Richmond	67 56						
				105	H	Duquesne	51 58	263	H	Navy	49 40						
				138	H	Rhode Island	47 49	154	N	Furman	48 63						
				134	A	Massachusetts	43 61	139	N	Harvard	63 39						
				121	A	VCU	40 47	90	A	Villanova	44 60						

Non-Div I Games:

Saint Joseph's

■ Loss, 
 ■ Non-Conf, 
 ■ S Site, 
 ■ H Home 
 ■ A Away 
 N Neutral

Average RPI Win:	187	WON-LOST	WINNING	LAST 10	STRENGTH OF	OPP. STRENGTH	TEAM	ADJ.	CONF.	ADJ CONF.
Average RPI Loss:	89	RECORD	PCT. RANK	GAMES	SCHEDULE	OF SCHEDULE	RPI	RPI	RPI	RPI
DIV. I ONLY	10- 9	167	4-6	79	109	109	109	12	12	
DIV. I NON-CONF.	8- 5	117	2-2	66	113	65	65	12	12	
TOTALS	RPI 1-25	RPI 26-50	W-L RECORDS	RPI 51-100	RPI 101-150	RPI 150+				
10- 9	0- 1	0- 0	OVERALL	3- 5	1- 3	6- 0				
5- 4	0- 1	0- 0	HOME	3- 2	0- 1	2- 0				
5- 5	0- 0	0- 0	AWAY	0- 3	1- 2	4- 0				
0- 0	0- 0	0- 0	NEUTRAL	0- 0	0- 0	0- 0				
8- 5	0- 1	0- 0	NON-CONFERENCE	3- 3	1- 1	4- 0				
4- 2	0- 1	0- 0	HOME	3- 1	0- 0	1- 0				
4- 3	0- 0	0- 0	AWAY	0- 2	1- 1	3- 0				
0- 0	0- 0	0- 0	NEUTRAL	0- 0	0- 0	0- 0				
2- 4	0- 0	0- 0	CONFERENCE	0- 2	0- 2	2- 0				
1- 2	0- 0	0- 0	HOME	0- 1	0- 1	1- 0				
1- 2	0- 0	0- 0	AWAY	0- 1	0- 1	1- 0				
0- 0	0- 0	0- 0	NEUTRAL	0- 0	0- 0	0- 0				

RPI 1-25				RPI 26-50				RPI 51-100				RPI 101+ Team's RPI: 109			
RPI	S	Opponent	Score	RPI	S	Opponent	Score	RPI	S	Opponent	Score	RPI	S	Opponent	Score
21	H	Princeton	50 66					65	A	Vanderbilt	50 62	116	A	Fordham	54 66
								72	A	Southern Ill.	53 61	120	A	Cincinnati	60 50
								74	H	Kansas	60 68	121	H	VCU	52 65
								81	H	UT Martin	56 50	150	A	Missouri	58 83
								83	H	Illinois St.	61 56	178	H	Southeast Mo. St.	76 61
								87	A	Dayton	47 48	206	A	La Salle	77 61
								92	H	Colgate	61 51	221	A	Northern Ky.	67 42
								94	H	Davidson	58 65	272	A	Indiana St.	55 53
												290	H	St. Bonaventure	72 51
												325	A	SIUE	68 35
LAST 10 Division I															
116	A	Fordham	54 66	94	H	Davidson	58 65	272	A	Indiana St.	55 53				
87	A	Dayton	47 48					74	H	Kansas	60 68				
290	H	St. Bonaventure	72 51					21	H	Princeton	50 66				
121	H	VCU	52 65					83	H	Illinois St.	61 56				
206	A	La Salle	77 61												

Non-Div I Games:

Saint Louis

## Saint Mary's (CA)

Through Games Of Jan. 23, 2020

Average RPI Win:	227	WON-LOST	WINNING	LAST 10	STRENGTH OF	OPP. STRENGTH	TEAM	ADJ.	CONF.	ADJ CONF.
Average RPI Loss:	104	RECORD	PCT. RANK	GAMES	SCHEDULE	OF SCHEDULE	RPI	RPI	RPI	RPI
DIV. I ONLY	9- 10	188	5-5	120	111	169	169	11	11	
DIV. I NON-CONF.	5- 6	187	1-1	138	153	187	187	11	11	
TOTALS	RPI 1-25	RPI 26-50	W-L RECORDS	RPI 51-100	RPI 101-150	RPI 150+				
9- 10	0- 2	1- 1	OVERALL	0- 3	0- 2	8- 2				
6- 4	0- 1	1- 1	HOME	0- 1	0- 1	5- 0				
2- 6	0- 1	0- 0	AWAY	0- 2	0- 1	2- 2				
1- 0	0- 0	0- 0	NEUTRAL	0- 0	0- 0	1- 0				
5- 6	0- 1	1- 1	NON-CONFERENCE	0- 2	0- 0	4- 2				
4- 2	0- 1	1- 1	HOME	0- 0	0- 0	3- 0				
0- 4	0- 0	0- 0	AWAY	0- 2	0- 0	0- 2				
1- 0	0- 0	0- 0	NEUTRAL	0- 0	0- 0	1- 0				
4- 4	0- 1	0- 0	CONFERENCE	0- 1	0- 2	4- 0				
2- 2	0- 0	0- 0	HOME	0- 1	0- 1	2- 0				
2- 2	0- 1	0- 0	AWAY	0- 0	0- 1	2- 0				
0- 0	0- 0	0- 0	NEUTRAL	0- 0	0- 0	0- 0				

RPI 1-25				RPI 26-50				RPI 51-100				RPI 101+ Team's RPI: 169			
RPI	S	Opponent	Score	RPI	S	Opponent	Score	RPI	S	Opponent	Score	RPI	S	Opponent	Score
10	A	Gonzaga	49 74	31	H	Western Ky.	80 73	61	A	UCF	58 67	128	A	Portland	65 78
19	H	NC State	70 87	36	H	Marquette	63 77	66	H	BYU	55 65	146	H	San Diego	54 72
								74	A	Kansas	81 86	170	A	Santa Clara	95 87
												203	H	UC Davis	83 74
												217	A	Wyoming	67 69
												226	A	San Francisco	86 79
												240	H	Pepperdine	85 78
												259	H	LMU (CA)	86 70
												284	A	Nevada	72 78
												289	H	UC Santa Barbara	64 43
												290	N	St. Bonaventure	72 57
												332	H	Cal Poly	84 67
LAST 10 Division I															
66	H	BYU	55 65	240	H	Pepperdine	85 78								
146	H	San Diego	54 72	170	A	Santa Clara	95 87								
128	A	Portland	65 78	226	A	San Francisco	86 79								
10	A	Gonzaga	49 74	290	N	St. Bonaventure	72 57								
259	H	LMU (CA)	86 70	61	A	UCF	58 67								

Non-Div I Games:

Saint Mary's (CA)

Loss, 
Non-Conf, S Site, H Home A Away N Neutral

Average RPI Win: 317		WON-LOST	WINNING	LAST 10	STRENGTH OF	OPP. STRENGTH	TEAM	ADJ.	CONF.	ADJ CONF.
Average RPI Loss: 235		RECORD	PCT. RANK	GAMES	SCHEDULE	OF SCHEDULE	RPI	RPI	RPI	RPI
DIV. I ONLY		4- 12	292	1-9	346	328	341	341	25	25
DIV. I NON-CONF.		3- 6	235	0-3	349	342	335	335	25	25
TOTALS	RPI 1-25	RPI 26-50		W-L RECORDS		RPI 51-100	RPI 101-150	RPI 150+		
4- 12	0- 0	0- 0		OVERALL		0- 1	0- 1	4- 10		
2- 4	0- 0	0- 0		HOME		0- 0	0- 1	2- 3		
2- 8	0- 0	0- 0		AWAY		0- 1	0- 0	2- 7		
0- 0	0- 0	0- 0		NEUTRAL		0- 0	0- 0	0- 0		
3- 6	0- 0	0- 0		NON-CONFERENCE		0- 0	0- 1	3- 5		
1- 2	0- 0	0- 0		HOME		0- 0	0- 1	1- 1		
2- 4	0- 0	0- 0		AWAY		0- 0	0- 0	2- 4		
0- 0	0- 0	0- 0		NEUTRAL		0- 0	0- 0	0- 0		
1- 6	0- 0	0- 0		CONFERENCE		0- 1	0- 0	1- 5		
1- 2	0- 0	0- 0		HOME		0- 0	0- 0	1- 2		
0- 4	0- 0	0- 0		AWAY		0- 1	0- 0	0- 3		
0- 0	0- 0	0- 0		NEUTRAL		0- 0	0- 0	0- 0		

RPI 1-25				RPI 26-50				RPI 51-100				RPI 101+				Team's RPI: 341	
RPI	S	Opponent	Score	RPI	S	Opponent	Score	RPI	S	Opponent	Score	RPI	S	Opponent	Score		
								77	A	Marist	76	96	114	H	Lehigh	71	80
												207	A	Iona	59	69	
												219	H	Manhattan	52	85	
												227	A	Niagara	89	97	
												235	A	Fairfield	48	67	
												237	A	Howard	80	92	
												264	A	Delaware St.	66	89	
												268	H	Morgan St.	78	77	
												274	A	Wagner	89	90	
												294	H	Monmouth	67	81	
												307	H	Siena	87	83	
												334	A	NJIT	73	76	
												338	H	Fairleigh Dickinson	71	77	
												343	A	Coppin St.	82	57	
												348	A	LIU Brooklyn	89	74	
EAST 10 Division I																	
				227	A	Niagara	89	97	307	H	Siena	87	83				
				207	A	Iona	59	69	77	A	Marist	76	96				
				294	H	Monmouth	67	81	114	H	Lehigh	71	80				
				235	A	Fairfield	48	67	338	H	Fairleigh Dickinson	71	77				
				219	H	Manhattan	52	85	264	A	Delaware St.	66	89				

Non-Div I Games:

Saint Peter's

Loss, Non-Conf, S Site, H Home A Away N Neutral

Sam Houston St.

Through Games Of Jan. 23, 2020

Average RPI Win:	252	WON-LOST	WINNING	LAST 10	STRENGTH OF	OPP. STRENGTH	TEAM	ADJ.	CONF.	ADJ CONF.
Average RPI Loss:	165	RECORD	PCT. RANK	GAMES	SCHEDULE	OF SCHEDULE	RPI	RPI	RPI	RPI
DIV. I ONLY	10- 5	70	8-2	321	216	160	160	23	23	
DIV. I NON-CONF.	2- 4	235	0-1	232	208	212	212	22	22	
TOTALS	RPI 1-25	RPI 26-50	W-L RECORDS	RPI 51-100	RPI 101-150	RPI 150+				
10- 5	0- 0	0- 1	OVERALL	0- 1	2- 0	8- 3				
4- 1	0- 0	0- 0	HOME	0- 1	1- 0	3- 0				
6- 4	0- 0	0- 1	AWAY	0- 0	1- 0	5- 3				
0- 0	0- 0	0- 0	NEUTRAL	0- 0	0- 0	0- 0				
2- 4	0- 0	0- 1	NON-CONFERENCE	0- 0	1- 0	1- 3				
1- 0	0- 0	0- 0	HOME	0- 0	1- 0	0- 0				
1- 4	0- 0	0- 1	AWAY	0- 0	0- 0	1- 3				
0- 0	0- 0	0- 0	NEUTRAL	0- 0	0- 0	0- 0				
8- 1	0- 0	0- 0	CONFERENCE	0- 1	1- 0	7- 0				
3- 1	0- 0	0- 0	HOME	0- 1	0- 0	3- 0				
5- 0	0- 0	0- 0	AWAY	0- 0	1- 0	4- 0				
0- 0	0- 0	0- 0	NEUTRAL	0- 0	0- 0	0- 0				

RPI S	Opponent	Score	RPI S	Opponent	Score	RPI S	Opponent	Score	RPI S	Opponent	Score	Team's RPI: 160
32	A Oklahoma	71 95	88	H Abilene Christian	73 81	131	H Louisiana	77 73	140	A New Orleans	78 46	
						167	A Texas Tech	57 99	211	A Central Ark.	72 54	
						215	H Lamar University	68 47	245	A Southeastern La.	84 69	
						257	A Oral Roberts	41 64	279	A Ole Miss	69 75	
						292	H Nicholls St.	87 71	304	A UTSA	81 77	
						316	A Houston Baptist	97 69	324	H McNeese	92 59	
						337	A Northwestern St.	79 69				
LAST 10 Division I												
88	H Abilene Christian	73 81	292	H Nicholls St.	87 71							
316	A Houston Baptist	97 69	324	H McNeese	92 59							
215	H Lamar University	68 47	140	A New Orleans	78 46							
211	A Central Ark.	72 54	337	A Northwestern St.	79 69							
245	A Southeastern La.	84 69	32	A Oklahoma	71 95							

Non-Div I Games: Jarvis Christian 114 46 Howard Payne 91 49 Wiley 102 52

Sam Houston St.

Loss, Non-Conf, S Site, H Home A Away N Neutral

Average RPI Win: <b>262</b>	WON-LOST	WINNING	LAST 10	STRENGTH OF	OPP. STRENGTH	TEAM	ADJ.	CONF.	ADJ CONF.
Average RPI Loss: <b>103</b>	RECORD	PCT. RANK	GAMES	SCHEDULE	OF SCHEDULE	RPI	RPI	RPI	RPI
DIV. I ONLY	7- 11	234	5-5	110	211	165	165	24	24
DIV. I NON-CONF.	4- 10	259	2-4	58	219	150	150	20	20
TOTALS	RPI 1-25	RPI 26-50	W-L RECORDS	RPI 51-100	RPI 101-150	RPI 150+			
7- 11	0- 2	0- 1	OVERALL	0- 2	0- 4	7- 2			
2- 3	0- 0	0- 1	HOME	0- 1	0- 1	2- 0			
4- 8	0- 2	0- 0	AWAY	0- 1	0- 3	4- 2			
1- 0	0- 0	0- 0	NEUTRAL	0- 0	0- 0	1- 0			
4- 10	0- 2	0- 1	NON-CONFERENCE	0- 2	0- 4	4- 1			
0- 3	0- 0	0- 1	HOME	0- 1	0- 1	0- 0			
3- 7	0- 2	0- 0	AWAY	0- 1	0- 3	3- 1			
1- 0	0- 0	0- 0	NEUTRAL	0- 0	0- 0	1- 0			
3- 1	0- 0	0- 0	CONFERENCE	0- 0	0- 0	3- 1			
2- 0	0- 0	0- 0	HOME	0- 0	0- 0	2- 0			
1- 1	0- 0	0- 0	AWAY	0- 0	0- 0	1- 1			
0- 0	0- 0	0- 0	NEUTRAL	0- 0	0- 0	0- 0			

RPI 1-25				RPI 26-50				RPI 51-100				RPI 101+ Team's RPI: 165			
RPI	S	Opponent	Score	RPI	S	Opponent	Score	RPI	S	Opponent	Score	RPI	S	Opponent	Score
18	A	Florida St.	59 <b>88</b>	31	H	Western Ky.	84 <b>88</b>	70	H	Troy	65 <b>74</b>	116	A	Fordham	37 <b>68</b>
20	A	Kentucky	49 <b>79</b>					81	A	UT Martin	75 <b>80</b>	132	A	UAB	69 <b>76</b>
												142	A	Florida	48 <b>84</b>
												145	H	Tennessee Tech	57 <b>72</b>
												154	A	Furman	69 <b>77</b>
												162	A	North Ala.	79 63
												208	H	Chattanooga	60 46
												216	A	Murray St.	84 56
												223	A	Kennesaw St.	55 <b>60</b>
												299	A	Wofford	74 58
												308	A	Alabama St.	83 48
												312	N	Hofstra	65 45
												328	H	Mercer	72 64
LAST 10 Division I															
208	H	Chattanooga	60 46	116	A	Fordham	37 <b>68</b>								
328	H	Mercer	72 64	216	A	Murray St.	84 56								
154	A	Furman	69 <b>77</b>	31	H	Western Ky.	84 <b>88</b>								
299	A	Wofford	74 58	20	A	Kentucky	49 <b>79</b>								
312	N	Hofstra	65 45	132	A	UAB	69 <b>76</b>								

Non-Div I Games: Montevallo 81 60

Samford

■ Loss, 
 ■ Non-Conf, 
 ■ S Site, 
 ■ H Home 
 ■ A Away 
 N Neutral

## San Diego

Through Games Of Jan. 23, 2020

Average RPI Win:	215	WON-LOST	WINNING	LAST 10	STRENGTH OF	OPP. STRENGTH	TEAM	ADJ.	CONF.	ADJ CONF.
Average RPI Loss:	134	RECORD	PCT. RANK	GAMES	SCHEDULE	OF SCHEDULE	RPI	RPI	RPI	RPI
DIV. I ONLY	10- 8	150	6-4	126	214	146	146	11	11	
DIV. I NON-CONF.	5- 5	164	1-1	176	330	222	222	11	11	
TOTALS	RPI 1-25	RPI 26-50	W-L RECORDS	RPI 51-100	RPI 101-150	RPI 150+				
10- 8	0- 1	0- 0	OVERALL	0- 1	2- 3	8- 3				
5- 5	0- 1	0- 0	HOME	0- 0	1- 2	4- 2				
5- 3	0- 0	0- 0	AWAY	0- 1	1- 1	4- 1				
0- 0	0- 0	0- 0	NEUTRAL	0- 0	0- 0	0- 0				
5- 5	0- 0	0- 0	NON-CONFERENCE	0- 0	0- 3	5- 2				
3- 4	0- 0	0- 0	HOME	0- 0	0- 2	3- 2				
2- 1	0- 0	0- 0	AWAY	0- 0	0- 1	2- 0				
0- 0	0- 0	0- 0	NEUTRAL	0- 0	0- 0	0- 0				
5- 3	0- 1	0- 0	CONFERENCE	0- 1	2- 0	3- 1				
2- 1	0- 1	0- 0	HOME	0- 0	1- 0	1- 0				
3- 2	0- 0	0- 0	AWAY	0- 1	1- 0	2- 1				
0- 0	0- 0	0- 0	NEUTRAL	0- 0	0- 0	0- 0				

RPI 1-25				RPI 26-50				RPI 51-100				RPI 101+ Team's RPI: 146			
RPI	S	Opponent	Score	RPI	S	Opponent	Score	RPI	S	Opponent	Score	RPI	S	Opponent	Score
10	H	Gonzaga	42 57					66	A	BYU	36 52	106	H	Washington	47 65
												117	A	Pacific	66 64
												124	H	Idaho	32 65
												128	H	Portland	74 55
												136	A	San Jose St.	82 88
												167	H	Texas Tech	60 64
												169	A	Saint Mary's (CA)	72 54
												170	H	Santa Clara	50 47
												171	H	Towson	81 67
												222	H	Cal St. Fullerton	67 72
												240	A	Pepperdine	57 73
												250	H	CSUN	59 40
												259	A	LMU (CA)	67 59
												273	A	San Diego St.	70 47
												294	H	Monmouth	57 49
												315	A	Air Force	70 59
LAST 10 Division I															
170	H	Santa Clara	50 47	128	H	Portland	74 55								
117	A	Pacific	66 64	259	A	LMU (CA)	67 59								
169	A	Saint Mary's (CA)	72 54	240	A	Pepperdine	57 73								
66	A	BYU	36 52	250	H	CSUN	59 40								
10	H	Gonzaga	42 57	106	H	Washington	47 65								

Non-Div I Games: Biola 81 28

San Diego

■ Loss, 
 ■ Non-Conf, 
 ■ S Site, 
 ■ H Home 
 ■ A Away 
 N Neutral

Average RPI Win:	<b>249</b>	WON-LOST	WINNING	LAST 10	STRENGTH OF	OPP. STRENGTH	TEAM	ADJ.	CONF.	ADJ CONF.
Average RPI Loss:	<b>186</b>	RECORD	PCT. RANK	GAMES	SCHEDULE	OF SCHEDULE	RPI	RPI	RPI	RPI
DIV. I ONLY	<b>7- 13</b>	<b>260</b>	<b>4-6</b>	<b>204</b>	<b>298</b>	<b>273</b>	<b>273</b>	<b>17</b>	<b>17</b>	
DIV. I NON-CONF.	<b>4- 7</b>	<b>225</b>	<b>2-1</b>	<b>286</b>	<b>319</b>	<b>303</b>	<b>303</b>	<b>23</b>	<b>23</b>	
TOTALS	RPI 1-25	RPI 26-50	W-L RECORDS	RPI 51-100	RPI 101-150	RPI 150+				
7- 13	0- 0	0- 0	OVERALL	0- 3	0- 3	7- 7				
5- 6	0- 0	0- 0	HOME	0- 1	0- 2	5- 3				
2- 7	0- 0	0- 0	AWAY	0- 2	0- 1	2- 4				
0- 0	0- 0	0- 0	NEUTRAL	0- 0	0- 0	0- 0				
4- 7	0- 0	0- 0	NON-CONFERENCE	0- 0	0- 2	4- 5				
2- 5	0- 0	0- 0	HOME	0- 0	0- 2	2- 3				
2- 2	0- 0	0- 0	AWAY	0- 0	0- 0	2- 2				
0- 0	0- 0	0- 0	NEUTRAL	0- 0	0- 0	0- 0				
3- 6	0- 0	0- 0	CONFERENCE	0- 3	0- 1	3- 2				
3- 1	0- 0	0- 0	HOME	0- 1	0- 0	3- 0				
0- 5	0- 0	0- 0	AWAY	0- 2	0- 1	0- 2				
0- 0	0- 0	0- 0	NEUTRAL	0- 0	0- 0	0- 0				

RPI 1-25			RPI 26-50			RPI 51-100			RPI 101+			Team's RPI: 273
RPI	S	Opponent	Score	RPI	S	Opponent	Score	RPI	S	Opponent	Score	
						89  Fresno St.	54 <b>79</b>	103  California		48 <b>74</b>		
						89  Fresno St.	60 <b>65</b>	136  San Jose St.		67 <b>84</b>		
						100  Boise St.	72 <b>86</b>	146  San Diego		47 <b>70</b>		
								171  Towson		80 <b>72</b>		
								200  Hawaii		58 <b>61</b>		
								217  Wyoming		67 <b>81</b>		
								217  Wyoming		67 <b>60</b>		
								222  Cal St. Fullerton		55 <b>45</b>		
								241  Arkansas St.		62 <b>71</b>		
								250  CSUN		69 <b>74</b>		
								256  Colorado St.		59 <b>49</b>		
								267  Utah St.		66 <b>62</b>		
								275  Alabama A&M		53 <b>61</b>		
								284  Nevada		69 <b>70</b>		
								289  UC Santa Barbara		52 <b>64</b>		
								295  California Baptist		80 <b>68</b>		
								314  Incarnate Word		57 <b>48</b>		
LAST 10 Division I												
						217  Wyoming	67 <b>81</b>	267  Utah St.		66 <b>62</b>		
						284  Nevada	69 <b>70</b>	89  Fresno St.		54 <b>79</b>		
						89  Fresno St.	60 <b>65</b>	250  CSUN		69 <b>74</b>		
						100  Boise St.	72 <b>86</b>	314  Incarnate Word		57 <b>48</b>		
						217  Wyoming	67 <b>60</b>	295  California Baptist		80 <b>68</b>		

Non-Div I Games: Westcliff 77 56

San Diego St.



## San Francisco

Through Games Of Jan. 23, 2020

Average RPI Win:	233	WON-LOST	WINNING	LAST 10	STRENGTH OF	OPP. STRENGTH	TEAM	ADJ.	CONF.	ADJ CONF.
Average RPI Loss:	124	RECORD	PCT. RANK	GAMES	SCHEDULE	OF SCHEDULE	RPI	RPI	RPI	RPI
DIV. I ONLY	7- 13	260	1-9	128	136	226	226	11	11	
DIV. I NON-CONF.	7- 5	131	1-1	134	209	129	129	11	11	
TOTALS	RPI 1-25	RPI 26-50	W-L RECORDS	RPI 51-100	RPI 101-150	RPI 150+				
7- 13	0- 3	0- 0	OVERALL	0- 1	0- 4	7- 5				
3- 7	0- 2	0- 0	HOME	0- 0	0- 3	3- 2				
1- 5	0- 0	0- 0	AWAY	0- 1	0- 1	1- 3				
3- 1	0- 1	0- 0	NEUTRAL	0- 0	0- 0	3- 0				
7- 5	0- 2	0- 0	NON-CONFERENCE	0- 0	0- 2	7- 1				
3- 2	0- 1	0- 0	HOME	0- 0	0- 1	3- 0				
1- 2	0- 0	0- 0	AWAY	0- 0	0- 1	1- 1				
3- 1	0- 1	0- 0	NEUTRAL	0- 0	0- 0	3- 0				
0- 8	0- 1	0- 0	CONFERENCE	0- 1	0- 2	0- 4				
0- 5	0- 1	0- 0	HOME	0- 0	0- 2	0- 2				
0- 3	0- 0	0- 0	AWAY	0- 1	0- 0	0- 2				
0- 0	0- 0	0- 0	NEUTRAL	0- 0	0- 0	0- 0				

RPI 1-25				RPI 26-50				RPI 51-100				RPI 101+ Team's RPI: 226			
RPI	S	Opponent	Score	RPI	S	Opponent	Score	RPI	S	Opponent	Score	RPI	S	Opponent	Score
6	H	Stanford	71 97					66	A	BYU	44 57	106	A	Washington	54 73
10	H	Gonzaga	46 69									117	H	Pacific	61 84
12	N	Mississippi St.	38 73									124	H	Idaho	60 66
												128	H	Portland	66 73
												158	N	Houston	80 57
												169	H	Saint Mary's (CA)	79 86
												170	H	Santa Clara	72 80
												197	N	Bowling Green	64 56
												199	A	Northern Colo.	90 83
												203	A	UC Davis	67 79
												222	H	Cal St. Fullerton	71 63
												240	A	Pepperdine	70 82
												250	H	CSUN	79 61
												259	A	LMU (CA)	69 76
												286	N	UC Irvine	68 61
												318	H	Sacramento St.	87 82
LAST 10 Division I															
				66	A	BYU	44 57	170	H	Santa Clara	72 80				
				10	H	Gonzaga	46 69	117	H	Pacific	61 84				
				128	H	Portland	66 73	169	H	Saint Mary's (CA)	79 86				
				240	A	Pepperdine	70 82	286	N	UC Irvine	68 61				
				259	A	LMU (CA)	69 76	106	A	Washington	54 73				

Non-Div I Games:

San Francisco

■ Loss, 
 ■ Non-Conf, 
 ■ S Site, 
 ■ H Home 
 ■ A Away 
 N Neutral

Average RPI Win:	229	WON-LOST	WINNING	LAST 10	STRENGTH OF	OPP. STRENGTH	TEAM	ADJ.	CONF.	ADJ CONF.
Average RPI Loss:	157	RECORD	PCT. RANK	GAMES	SCHEDULE	OF SCHEDULE	RPI	RPI	RPI	RPI
DIV. I ONLY	12- 6	70	7-3	259	178	136	136	17	17	
DIV. I NON-CONF.	5- 5	164	0-2	303	159	240	240	23	23	
TOTALS	RPI 1-25	RPI 26-50	W-L RECORDS	RPI 51-100	RPI 101-150	RPI 150+				
12- 6	0- 0	0- 0	OVERALL	1- 2	1- 1	10- 3				
7- 1	0- 0	0- 0	HOME	1- 1	1- 0	5- 0				
5- 3	0- 0	0- 0	AWAY	0- 0	0- 1	5- 2				
0- 2	0- 0	0- 0	NEUTRAL	0- 1	0- 0	0- 1				
5- 5	0- 0	0- 0	NON-CONFERENCE	1- 1	1- 1	3- 3				
4- 0	0- 0	0- 0	HOME	1- 0	1- 0	2- 0				
1- 3	0- 0	0- 0	AWAY	0- 0	0- 1	1- 2				
0- 2	0- 0	0- 0	NEUTRAL	0- 1	0- 0	0- 1				
7- 1	0- 0	0- 0	CONFERENCE	0- 1	0- 0	7- 0				
3- 1	0- 0	0- 0	HOME	0- 1	0- 0	3- 0				
4- 0	0- 0	0- 0	AWAY	0- 0	0- 0	4- 0				
0- 0	0- 0	0- 0	NEUTRAL	0- 0	0- 0	0- 0				

RPI 1-25				RPI 26-50				RPI 51-100				RPI 101+ Team's RPI: 136			
RPI	S	Opponent	Score	RPI	S	Opponent	Score	RPI	S	Opponent	Score	RPI	S	Opponent	Score
								66	N	BYU	56 75	129	A	CSU Bakersfield	71 75
								80	H	Buffalo	95 88	146	H	San Diego	88 82
								89	H	Fresno St.	76 85	170	A	Santa Clara	81 89
												182	A	New Mexico	81 80
												182	H	New Mexico	89 85
												184	H	UNLV	62 60
												202	N	Northern Ariz.	64 67
												256	A	Colorado St.	58 53
												267	A	Utah St.	76 61
												273	H	San Diego St.	84 67
												284	A	Nevada	72 70
												286	A	UC Irvine	77 79
												288	H	Eastern Wash.	84 66
												289	A	UC Santa Barbara	73 70
												318	H	Sacramento St.	73 67
LAST 10 Division I															
				182	H	New Mexico	89 85					182	A	New Mexico	81 80
				184	H	UNLV	62 60					202	N	Northern Ariz.	64 67
				256	A	Colorado St.	58 53					66	N	BYU	56 75
				284	A	Nevada	72 70					273	H	San Diego St.	84 67
				89	H	Fresno St.	76 85					267	A	Utah St.	76 61

Non-Div I Games: La Verne 128 62

San Jose St.

Santa Clara

Through Games Of Jan. 23, 2020

Average RPI Win:	173	WON-LOST	WINNING	LAST 10	STRENGTH OF	OPP. STRENGTH	TEAM	ADJ.	CONF.	ADJ CONF.
Average RPI Loss:	148	RECORD	PCT. RANK	GAMES	SCHEDULE	OF SCHEDULE	RPI	RPI	RPI	RPI
DIV. I ONLY	7- 11	234	4-6	87	132	170	170	11	11	
DIV. I NON-CONF.	5- 5	164	2-0	71	173	103	103	11	11	
TOTALS	RPI 1-25	RPI 26-50	W-L RECORDS	RPI 51-100	RPI 101-150	RPI 150+				
7- 11	0- 2	0- 1	OVERALL	1- 0	2- 3	4- 5				
3- 4	0- 1	0- 0	HOME	1- 0	2- 1	0- 2				
3- 6	0- 1	0- 1	AWAY	0- 0	0- 2	3- 2				
1- 1	0- 0	0- 0	NEUTRAL	0- 0	0- 0	1- 1				
5- 5	0- 1	0- 1	NON-CONFERENCE	1- 0	1- 1	3- 2				
2- 1	0- 0	0- 0	HOME	1- 0	1- 0	0- 1				
2- 3	0- 1	0- 1	AWAY	0- 0	0- 1	2- 0				
1- 1	0- 0	0- 0	NEUTRAL	0- 0	0- 0	1- 1				
2- 6	0- 1	0- 0	CONFERENCE	0- 0	1- 2	1- 3				
1- 3	0- 1	0- 0	HOME	0- 0	1- 1	0- 1				
1- 3	0- 0	0- 0	AWAY	0- 0	0- 1	1- 2				
0- 0	0- 0	0- 0	NEUTRAL	0- 0	0- 0	0- 0				

RPI 1-25				RPI 26-50				RPI 51-100				RPI 101+ Team's RPI: 170			
RPI	S	Opponent	Score	RPI	S	Opponent	Score	RPI	S	Opponent	Score	RPI	S	Opponent	Score
3	A	Missouri St.	64 71	43	A	Arizona	52 65	89	H	Fresno St.	90 66	103	A	California	65 69
10	H	Gonzaga	52 67									117	H	Pacific	75 65
												128	H	Portland	77 80
												136	H	San Jose St.	89 81
												146	A	San Diego	47 50
												169	H	Saint Mary's (CA)	87 95
												187	N	Montana	68 58
												203	A	UC Davis	62 61
												226	A	San Francisco	80 72
												240	A	Pepperdine	71 79
												250	A	CSUN	76 55
												258	N	Delaware	80 81
												259	A	LMU (CA)	59 75
												265	H	Long Beach St.	46 54
LAST 10 Division I															
146	A	San Diego	47 50	226	A	San Francisco	80 72								
128	H	Portland	77 80	169	H	Saint Mary's (CA)	87 95								
10	H	Gonzaga	52 67	117	H	Pacific	75 65								
259	A	LMU (CA)	59 75	89	H	Fresno St.	90 66								
240	A	Pepperdine	71 79	250	A	CSUN	76 55								

Non-Div I Games: UC Santa Cruz 109 51

Santa Clara

Loss, Non-Conf, S Site, H Home A Away N Neutral

Average RPI Win: 316		WON-LOST	WINNING	LAST 10	STRENGTH OF	OPP. STRENGTH	TEAM	ADJ.	CONF.	ADJ CONF.
Average RPI Loss: 229		RECORD	PCT. RANK	GAMES	SCHEDULE	OF SCHEDULE	RPI	RPI	RPI	RPI
DIV. I ONLY		4- 12	292	4-6	337	344	340	340	32	32
DIV. I NON-CONF.		3- 7	252	3-1	285	329	310	310	32	32
TOTALS		RPI 1-25	RPI 26-50	W-L RECORDS	RPI 51-100	RPI 101-150	RPI 150+			
4- 12	0- 0		0- 0	OVERALL	0- 0	0- 3	4- 9			
3- 4	0- 0		0- 0	HOME	0- 0	0- 2	3- 2			
1- 8	0- 0		0- 0	AWAY	0- 0	0- 1	1- 7			
0- 0	0- 0		0- 0	NEUTRAL	0- 0	0- 0	0- 0			
3- 7	0- 0		0- 0	NON-CONFERENCE	0- 0	0- 3	3- 4			
2- 2	0- 0		0- 0	HOME	0- 0	0- 2	2- 0			
1- 5	0- 0		0- 0	AWAY	0- 0	0- 1	1- 4			
0- 0	0- 0		0- 0	NEUTRAL	0- 0	0- 0	0- 0			
1- 5	0- 0		0- 0	CONFERENCE	0- 0	0- 0	1- 5			
1- 2	0- 0		0- 0	HOME	0- 0	0- 0	1- 2			
0- 3	0- 0		0- 0	AWAY	0- 0	0- 0	0- 3			
0- 0	0- 0		0- 0	NEUTRAL	0- 0	0- 0	0- 0			

RPI 1-25				RPI 26-50				RPI 51-100				RPI 101+				Team's RPI: 340	
RPI	S	Opponent	Score	RPI	S	Opponent	Score	RPI	S	Opponent	Score	RPI	S	Opponent	Score		
												106	A	Washington	46	78	
												124	H	Idaho	84	90	
												125	H	Montana St.	65	73	
												202	A	Northern Ariz.	80	88	
												222	A	Cal St. Fullerton	63	81	
												229	H	UMKC	65	76	
												253	A	Idaho St.	48	73	
												262	H	Grand Canyon	48	56	
												265	H	Long Beach St.	66	54	
												267	A	Utah St.	63	70	
												309	A	New Mexico St.	65	83	
												318	H	Sacramento St.	88	84	
												320	A	Utah Valley	58	70	
												327	A	UTRGV	81	85	
												332	A	Cal Poly	72	49	
												347	H	Chicago St.	80	51	
LAST 10 Division I																	
				262	H	Grand Canyon	48	56	229	H	UMKC	65	76				
				309	A	New Mexico St.	65	83	222	A	Cal St. Fullerton	63	81				
				327	A	UTRGV	81	85	332	A	Cal Poly	72	49				
				320	A	Utah Valley	58	70	265	H	Long Beach St.	66	54				
				347	H	Chicago St.	80	51	318	H	Sacramento St.	88	84				

Non-Div I Games:	Warner Pacific	89	47	Saint Martin's	91	81	Central Wash.	75	65
------------------	----------------	----	----	----------------	----	----	---------------	----	----

Seattle U

Loss, Non-Conf, S Site, H Home A Away N Neutral

Average RPI Win: <b>167</b>	WON-LOST	WINNING	LAST 10	STRENGTH OF	OPP. STRENGTH	TEAM	ADJ.	CONF.	ADJ CONF.
Average RPI Loss: <b>46</b>	RECORD	PCT. RANK	GAMES	SCHEDULE	OF SCHEDULE	RPI	RPI	RPI	RPI
DIV. I ONLY	12- 7	101	7-3	39	59	56	56	6	6
DIV. I NON-CONF.	7- 4	100	2-0	25	100	61	61	6	6
TOTALS	RPI 1-25	RPI 26-50	W-L RECORDS	RPI 51-100	RPI 101-150	RPI 150+			
12- 7	1- 3	0- 2	OVERALL	1- 1	3- 1	7- 0			
7- 3	1- 2	0- 0	HOME	0- 1	2- 0	4- 0			
3- 3	0- 1	0- 1	AWAY	0- 0	1- 1	2- 0			
2- 1	0- 0	0- 1	NEUTRAL	1- 0	0- 0	1- 0			
7- 4	0- 2	0- 1	NON-CONFERENCE	1- 0	1- 1	5- 0			
4- 2	0- 2	0- 0	HOME	0- 0	1- 0	3- 0			
1- 1	0- 0	0- 0	AWAY	0- 0	0- 1	1- 0			
2- 1	0- 0	0- 1	NEUTRAL	1- 0	0- 0	1- 0			
5- 3	1- 1	0- 1	CONFERENCE	0- 1	2- 0	2- 0			
3- 1	1- 0	0- 0	HOME	0- 1	1- 0	1- 0			
2- 2	0- 1	0- 1	AWAY	0- 0	1- 0	1- 0			
0- 0	0- 0	0- 0	NEUTRAL	0- 0	0- 0	0- 0			

RPI 1-25				RPI 26-50				RPI 51-100				Team's RPI: 56	RPI 101+			
RPI	S	Opponent	Score	RPI	S	Opponent	Score	RPI	S	Opponent	Score		RPI	S	Opponent	Score
4	H	UConn	78 <b>92</b>	36	A	Marquette	60 <b>81</b>	65	N	Vanderbilt	69 <b>65</b>		111	A	Butler	67 62
14	A	DePaul	68 <b>85</b>	46	N	Georgia Tech	54 <b>79</b>	90	H	Villanova	55 <b>61</b>		114	A	Lehigh	68 <b>75</b>
21	H	Princeton	76 <b>78</b>										115	H	Providence	97 55
23	H	Creighton	82 70										121	H	VCU	53 33
													173	N	Saint Joseph's	55 39
													207	A	Iona	89 37
													214	A	Xavier	83 61
													225	H	Lafayette	74 50
													235	H	Fairfield	74 44
													242	H	Georgetown	79 60
													271	H	Sacred Heart	95 69
LAST 10 Division I																
115	H	Providence	97 55	90	H	Villanova	55 <b>61</b>									
23	H	Creighton	82 70	214	A	Xavier	83 61									
36	A	Marquette	60 <b>81</b>	111	A	Butler	67 62									
14	A	DePaul	68 <b>85</b>	225	H	Lafayette	74 50									
242	H	Georgetown	79 60	207	A	Iona	89 37									

Non-Div I Games:

Seton Hall

Average RPI Win: <b>303</b>	WON-LOST	WINNING	LAST 10	STRENGTH OF	OPP. STRENGTH	TEAM	ADJ.	CONF.	ADJ CONF.
Average RPI Loss: <b>193</b>	RECORD	PCT. RANK	GAMES	SCHEDULE	OF SCHEDULE	RPI	RPI	RPI	RPI
DIV. I ONLY	4- 13	300	2-8	232	349	307	307	25	25
DIV. I NON-CONF.	2- 7	288	0-2	114	348	296	296	25	25
TOTALS	RPI 1-25	RPI 26-50	W-L RECORDS	RPI 51-100	RPI 101-150	RPI 150+			
4- 13	0- 0	0- 0	OVERALL	0- 2	0- 3	4- 8			
3- 4	0- 0	0- 0	HOME	0- 0	0- 0	3- 4			
1- 9	0- 0	0- 0	AWAY	0- 2	0- 3	1- 4			
0- 0	0- 0	0- 0	NEUTRAL	0- 0	0- 0	0- 0			
2- 7	0- 0	0- 0	NON-CONFERENCE	0- 1	0- 3	2- 3			
2- 1	0- 0	0- 0	HOME	0- 0	0- 0	2- 1			
0- 6	0- 0	0- 0	AWAY	0- 1	0- 3	0- 2			
0- 0	0- 0	0- 0	NEUTRAL	0- 0	0- 0	0- 0			
2- 6	0- 0	0- 0	CONFERENCE	0- 1	0- 0	2- 5			
1- 3	0- 0	0- 0	HOME	0- 0	0- 0	1- 3			
1- 3	0- 0	0- 0	AWAY	0- 1	0- 0	1- 2			
0- 0	0- 0	0- 0	NEUTRAL	0- 0	0- 0	0- 0			

RPI 1-25				RPI 26-50				RPI 51-100				RPI 101+				Team's RPI: 307	
RPI	S	Opponent	Score	RPI	S	Opponent	Score	RPI	S	Opponent	Score	RPI	S	Opponent	Score		
								92	A	Colgate	51	88	123	A	Penn	44	92
								97	A	Rider	66	70	134	A	Massachusetts	55	61
													139	A	Harvard	51	68
													175	A	Fla. Atlantic	39	83
													192	H	Binghamton	62	89
													198	H	Quinnipiac	52	66
													219	H	Manhattan	50	80
													227	A	Niagara	61	68
													235	H	Fairfield	35	65
													271	H	Sacred Heart	68	57
													294	H	Monmouth	51	39
													319	H	Albany (NY)	52	46
													329	A	Canisius	68	63
													338	A	Fairleigh Dickinson	58	67
													341	A	Saint Peter's	83	87
LAST 10 Division I																	
				294	H	Monmouth	51	39	341	A	Saint Peter's	83	87				
				97	A	Rider	66	70	198	H	Quinnipiac	52	66				
				219	H	Manhattan	50	80	235	H	Fairfield	35	65				
				329	A	Canisius	68	63	338	A	Fairleigh Dickinson	58	67				
				227	A	Niagara	61	68	134	A	Massachusetts	55	61				

Non-Div I Games:

Siena

# South Alabama

Through Games Of Jan. 23, 2020

Average RPI Win:	262	WON-LOST	WINNING	LAST 10	STRENGTH OF	OPP. STRENGTH	TEAM	ADJ.	CONF.	ADJ CONF.
Average RPI Loss:	134	RECORD	PCT. RANK	GAMES	SCHEDULE	OF SCHEDULE	RPI	RPI	RPI	RPI
DIV. I ONLY	7- 10	218	5-5	239	189	254	254	22	22	
DIV. I NON-CONF.	3- 7	252	1-2	212	90	280	280	21	21	
TOTALS	RPI 1-25	RPI 26-50	W-L RECORDS	RPI 51-100	RPI 101-150	RPI 150+				
7- 10	0- 0	0- 1	OVERALL	0- 1	1- 5	6- 3				
4- 6	0- 0	0- 1	HOME	0- 1	0- 3	4- 1				
3- 4	0- 0	0- 0	AWAY	0- 0	1- 2	2- 2				
0- 0	0- 0	0- 0	NEUTRAL	0- 0	0- 0	0- 0				
3- 7	0- 0	0- 1	NON-CONFERENCE	0- 1	1- 2	2- 3				
2- 4	0- 0	0- 1	HOME	0- 1	0- 1	2- 1				
1- 3	0- 0	0- 0	AWAY	0- 0	1- 1	0- 2				
0- 0	0- 0	0- 0	NEUTRAL	0- 0	0- 0	0- 0				
4- 3	0- 0	0- 0	CONFERENCE	0- 0	0- 3	4- 0				
2- 2	0- 0	0- 0	HOME	0- 0	0- 2	2- 0				
2- 1	0- 0	0- 0	AWAY	0- 0	0- 1	2- 0				
0- 0	0- 0	0- 0	NEUTRAL	0- 0	0- 0	0- 0				

RPI S	Opponent	Score	RPI S	Opponent	Score	RPI S	Opponent	Score	RPI S	Opponent	Score
38	H Rutgers	56 77	69	H Alabama	62 74	101	H Coastal Caro.	62 71			
						104	H UT Arlington	45 68			
						126	A Tulane	62 53			
						131	A Louisiana	68 73			
						132	A UAB	61 77			
						147	H Auburn	62 82			
						151	H A&M-Corpus Christi	83 82			
						190	A Southern Miss.	55 62			
						195	H Miami (OH)	73 76			
						234	A ETSU	60 65			
						266	H Appalachian St.	81 66			
						296	A Ga. Southern	71 65			
						317	A Georgia St.	81 64			
						335	H Tennessee St.	70 48			
						346	H La.-Monroe	72 63			
LAST 10 Division I											
104	H UT Arlington	45 68	101	H Coastal Caro.	62 71						
296	A Ga. Southern	71 65	266	H Appalachian St.	81 66						
317	A Georgia St.	81 64	234	A ETSU	60 65						
346	H La.-Monroe	72 63	190	A Southern Miss.	55 62						
131	A Louisiana	68 73	126	A Tulane	62 53						

Non-Div I Games: William Carey 68 52 Mobile 103 59

South Alabama

Loss, Non-Conf, S Site, H Home A Away N Neutral

# South Carolina

Through Games Of Jan. 23, 2020

Average RPI Win:	100	WON-LOST	WINNING	LAST 10	STRENGTH OF	OPP. STRENGTH	TEAM	ADJ.	CONF.	ADJ CONF.
Average RPI Loss:	13	RECORD	PCT. RANK	GAMES	SCHEDULE	OF SCHEDULE	RPI	RPI	RPI	RPI
DIV. I ONLY	18- 1	3	10-0	14	4	1	1	4	4	
DIV. I NON-CONF.	12- 1	9	4-0	40	8	6	6	5	5	
TOTALS	RPI 1-25	RPI 26-50	W-L RECORDS	RPI 51-100	RPI 101-150	RPI 150+				
18- 1	5- 1	4- 0	OVERALL	4- 0	1- 0	4- 0				
9- 0	3- 0	3- 0	HOME	0- 0	0- 0	3- 0				
7- 0	1- 0	1- 0	AWAY	3- 0	1- 0	1- 0				
2- 1	1- 1	0- 0	NEUTRAL	1- 0	0- 0	0- 0				
12- 1	3- 1	3- 0	NON-CONFERENCE	2- 0	0- 0	4- 0				
6- 0	1- 0	2- 0	HOME	0- 0	0- 0	3- 0				
4- 0	1- 0	1- 0	AWAY	1- 0	0- 0	1- 0				
2- 1	1- 1	0- 0	NEUTRAL	1- 0	0- 0	0- 0				
6- 0	2- 0	1- 0	CONFERENCE	2- 0	1- 0	0- 0				
3- 0	2- 0	1- 0	HOME	0- 0	0- 0	0- 0				
3- 0	0- 0	0- 0	AWAY	2- 0	1- 0	0- 0				
0- 0	0- 0	0- 0	NEUTRAL	0- 0	0- 0	0- 0				

RPI	S	Opponent	Score	RPI	S	Opponent	Score	RPI	S	Opponent	Score	RPI	S	Opponent	Score
11	N	Baylor	74 59	41	H	South Dakota	73 60	65	A	Vanderbilt	93 57	150	A	Missouri	78 45
12	H	Mississippi St.	81 79	42	H	Duke	89 46	69	A	Alabama	93 78	177	A	Clemson	84 48
13	N	Indiana	57 71	47	H	Arkansas	91 82	73	N	Washington St.	68 53	266	H	Appalachian St.	92 50
16	A	Maryland	63 54	49	A	Temple	78 71	87	A	Dayton	75 49	308	H	Alabama St.	103 43
20	H	Kentucky	99 72									336	H	USC Upstate	112 32
25	H	Purdue	85 49												
LAST 10 Division I															
12	H	Mississippi St.	81 79	20	H	Kentucky	99 72								
150	A	Missouri	78 45	41	H	South Dakota	73 60								
65	A	Vanderbilt	93 57	42	H	Duke	89 46								
47	H	Arkansas	91 82	25	H	Purdue	85 49								
69	A	Alabama	93 78	49	A	Temple	78 71								

Non-Div I Games:

South Carolina

Loss, Non-Conf, S Site, H Home A Away N Neutral



Season Carolina B&C				Through Games of Sun. 10/ 10/10						
Average RPI Win:	333	WON-LOST	WINNING	LAST 10	STRENGTH OF	OPP. STRENGTH	TEAM	ADJ.	CONF.	ADJ CONF.
Average RPI Loss:	251	RECORD	PCT. RANK	GAMES	SCHEDULE	OF SCHEDULE	RPI	RPI	RPI	RPI
DIV. I ONLY	3- 15	321	2-8	350	346	349	349	30	30	
DIV. I NON-CONF.	1- 12	335	0-5	328	343	346	346	31	31	
TOTALS	RPI 1-25		RPI 26-50	W-L RECORDS		RPI 51-100	RPI 101-150		RPI 150+	
3- 15	0- 0		0- 0	OVERALL		0- 0	0- 1		3- 14	
1- 6	0- 0		0- 0	HOME		0- 0	0- 0		1- 6	
2- 8	0- 0		0- 0	AWAY		0- 0	0- 1		2- 7	
0- 1	0- 0		0- 0	NEUTRAL		0- 0	0- 0		0- 1	
1- 12	0- 0		0- 0	NON-CONFERENCE		0- 0	0- 1		1- 11	
0- 5	0- 0		0- 0	HOME		0- 0	0- 0		0- 5	
1- 6	0- 0		0- 0	AWAY		0- 0	0- 1		1- 5	
0- 1	0- 0		0- 0	NEUTRAL		0- 0	0- 0		0- 1	
2- 3	0- 0		0- 0	CONFERENCE		0- 0	0- 0		2- 3	
1- 1	0- 0		0- 0	HOME		0- 0	0- 0		1- 1	
1- 2	0- 0		0- 0	AWAY		0- 0	0- 0		1- 2	
0- 0	0- 0		0- 0	NEUTRAL		0- 0	0- 0		0- 0	

RPI 1-25				RPI 26-50				RPI 51-100				RPI 101+				Team's RPI: 349	
RPI	S	Opponent	Score	RPI	S	Opponent	Score	RPI	S	Opponent	Score	RPI	S	Opponent	Score		
												101	A	Coastal Caro.	44	85	
												162	N	North Ala.	46	99	
												184	A	UNLV	57	66	
												186	H	North Dakota	53	95	
												237	A	Howard	47	78	
												246	A	UNC Asheville	51	82	
												247	A	UNCW	46	84	
												248	H	Col. of Charleston	55	76	
												255	H	Radford	45	60	
												268	A	Morgan St.	47	77	
												302	H	Presbyterian	49	70	
												317	A	Georgia St.	52	77	
												322	H	UMES	60	55	
												328	H	Mercer	55	66	
												333	A	Charleston So.	81	75	
												336	A	USC Upstate	47	58	
												343	A	Coppin St.	71	60	
												350	H	Florida A&M	39	44	
LAST 10 Division I																	
				322	H	UMES	60 55	101	A	Coastal Caro.	44	85					
				350	H	Florida A&M	39 44	162	N	North Ala.	46	99					
				237	A	Howard	47 78	317	A	Georgia St.	52	77					
				268	A	Morgan St.	47 77	336	A	USC Upstate	47	58					
				343	A	Coppin St.	71 60	246	A	UNC Asheville	51	82					

Non-Div I Games:

South Carolina St.

Loss, Non-Conf, S Site, H Home A Away N Neutral

# South Dakota

Through Games Of Jan. 23, 2020

Average RPI Win:	180	WON-LOST	WINNING	LAST 10	STRENGTH OF	OPP. STRENGTH	TEAM	ADJ.	CONF.	ADJ CONF.
Average RPI Loss:	2	RECORD	PCT. RANK	GAMES	SCHEDULE	OF SCHEDULE	RPI	RPI	RPI	RPI
DIV. I ONLY	16- 2	12	9-1	205	21	41	41	19	19	
DIV. I NON-CONF.	10- 2	30	3-1	103	3	24	24	19	19	
TOTALS	RPI 1-25	RPI 26-50	W-L RECORDS	RPI 51-100	RPI 101-150	RPI 150+				
16- 2	1- 2	2- 0	OVERALL	1- 0	3- 0	9- 0				
8- 1	1- 1	1- 0	HOME	1- 0	1- 0	4- 0				
6- 1	0- 1	0- 0	AWAY	0- 0	2- 0	4- 0				
2- 0	0- 0	1- 0	NEUTRAL	0- 0	0- 0	1- 0				
10- 2	1- 2	2- 0	NON-CONFERENCE	0- 0	3- 0	4- 0				
5- 1	1- 1	1- 0	HOME	0- 0	1- 0	2- 0				
3- 1	0- 1	0- 0	AWAY	0- 0	2- 0	1- 0				
2- 0	0- 0	1- 0	NEUTRAL	0- 0	0- 0	1- 0				
6- 0	0- 0	0- 0	CONFERENCE	1- 0	0- 0	5- 0				
3- 0	0- 0	0- 0	HOME	1- 0	0- 0	2- 0				
3- 0	0- 0	0- 0	AWAY	0- 0	0- 0	3- 0				
0- 0	0- 0	0- 0	NEUTRAL	0- 0	0- 0	0- 0				

RPI S	Opponent	Score	RPI S	Opponent	Score	RPI S	Opponent	Score	RPI S	Opponent	Score
1	A South Carolina	60 73	29	N Ohio St.	68 53	79	H South Dakota St.	83 48	113	A Utah	84 81
3	H Missouri St.	66 74	35	H Drake	102 94				135	A Northeastern	80 76
23	H Creighton	72 65							150	H Missouri	72 56
									181	A Green Bay	66 60
									187	H Montana	96 64
									194	N Northern Ill.	91 48
									213	A Western Ill.	96 65
									276	H Omaha	77 44
									291	A North Dakota St.	80 36
									293	H Denver	104 61
									331	A Purdue Fort Wayne	62 41
									343	H Coppin St.	82 44
LAST 10 Division I											
79	H South Dakota St.	83 48	213	A Western Ill.	96 65						
291	A North Dakota St.	80 36	1	A South Carolina	60 73						
276	H Omaha	77 44	187	H Montana	96 64						
293	H Denver	104 61	343	H Coppin St.	82 44						
331	A Purdue Fort Wayne	62 41	23	H Creighton	72 65						

Non-Div I Games: Mt. Marty 110 39

South Dakota

Loss, Non-Conf, S Site, H Home A Away N Neutral

Average RPI Win:	218	WON-LOST	WINNING	LAST 10	STRENGTH OF	OPP. STRENGTH	TEAM	ADJ.	CONF.	ADJ CONF.
Average RPI Loss:	28	RECORD	PCT. RANK	GAMES	SCHEDULE	OF SCHEDULE	RPI	RPI	RPI	RPI
DIV. I ONLY	13- 7	89	7-3	112	79	79	79	19	19	
DIV. I NON-CONF.	7- 6	161	1-2	67	10	88	88	19	19	
TOTALS	RPI 1-25	RPI 26-50	W-L RECORDS	RPI 51-100	RPI 101-150	RPI 150+				
13- 7	0- 3	0- 4	OVERALL	1- 0	2- 0	10- 0				
7- 2	0- 1	0- 1	HOME	0- 0	1- 0	6- 0				
4- 4	0- 2	0- 2	AWAY	0- 0	0- 0	4- 0				
2- 1	0- 0	0- 1	NEUTRAL	1- 0	1- 0	0- 0				
7- 6	0- 3	0- 3	NON-CONFERENCE	1- 0	2- 0	4- 0				
4- 2	0- 1	0- 1	HOME	0- 0	1- 0	3- 0				
1- 3	0- 2	0- 1	AWAY	0- 0	0- 0	1- 0				
2- 1	0- 0	0- 1	NEUTRAL	1- 0	1- 0	0- 0				
6- 1	0- 0	0- 1	CONFERENCE	0- 0	0- 0	6- 0				
3- 0	0- 0	0- 0	HOME	0- 0	0- 0	3- 0				
3- 1	0- 0	0- 1	AWAY	0- 0	0- 0	3- 0				
0- 0	0- 0	0- 0	NEUTRAL	0- 0	0- 0	0- 0				

RPI 1-25				RPI 26-50				RPI 51-100 Team's RPI: 79				RPI 101+			
RPI	S	Opponent	Score	RPI	S	Opponent	Score	RPI	S	Opponent	Score	RPI	S	Opponent	Score
7	A	Oregon	56 95	30	N	FGCU	70 71	86	N	South Fla.	61 50	122	N	Notre Dame	65 59
22	H	Central Mich.	74 79	35	A	Drake	67 74					125	H	Montana St.	60 50
23	A	Creighton	48 61	36	H	Marquette	58 65					181	A	Green Bay	60 55
				41	A	South Dakota	48 83					186	H	North Dakota	99 64
LAST 10 Division I															
				41	A	South Dakota	48 83	257	H	Oral Roberts	58 44				
				186	H	North Dakota	99 64	276	A	Omaha	68 51				
				331	A	Purdue Fort Wayne	100 69	181	A	Green Bay	60 55				
				293	A	Denver	86 79	36	H	Marquette	58 65				
				213	H	Western Ill.	75 45	22	H	Central Mich.	74 79				

Non-Div I Games: Dakota Wesleyan 77 46

South Dakota St.

■ Loss, 
 ■ Non-Conf, S Site, 
 ■ Home 
 ■ Away 
 N Neutral

Average RPI Win:	181	WON-LOST	WINNING	LAST 10	STRENGTH OF	OPP. STRENGTH	TEAM	ADJ.	CONF.	ADJ CONF.
Average RPI Loss:	69	RECORD	PCT. RANK	GAMES	SCHEDULE	OF SCHEDULE	RPI	RPI	RPI	RPI
DIV. I ONLY	11- 8	133	6-4	41	96	86	86	9	9	
DIV. I NON-CONF.	8- 6	138	3-2	41	139	100	100	8	8	
TOTALS	RPI 1-25	RPI 26-50	W-L RECORDS	RPI 51-100	RPI 101-150	RPI 150+				
11- 8	0- 2	1- 2	OVERALL	0- 2	4- 1	6- 1				
9- 1	0- 0	1- 0	HOME	0- 1	3- 0	5- 0				
2- 3	0- 1	0- 1	AWAY	0- 0	1- 0	1- 1				
0- 4	0- 1	0- 1	NEUTRAL	0- 1	0- 1	0- 0				
8- 6	0- 2	1- 1	NON-CONFERENCE	0- 1	2- 1	5- 1				
8- 0	0- 0	1- 0	HOME	0- 0	2- 0	5- 0				
0- 2	0- 1	0- 0	AWAY	0- 0	0- 0	0- 1				
0- 4	0- 1	0- 1	NEUTRAL	0- 1	0- 1	0- 0				
3- 2	0- 0	0- 1	CONFERENCE	0- 1	2- 0	1- 0				
1- 1	0- 0	0- 0	HOME	0- 1	1- 0	0- 0				
2- 1	0- 0	0- 1	AWAY	0- 0	1- 0	1- 0				
0- 0	0- 0	0- 0	NEUTRAL	0- 0	0- 0	0- 0				

RPI 1-25				RPI 26-50				RPI 51-100 Team's RPI: 86				RPI 101+			
RPI	S	Opponent	Score	RPI	S	Opponent	Score	RPI	S	Opponent	Score	RPI	S	Opponent	Score
11	A	Baylor	46 58	30	N	FGCU	77 81	61	H	UCF	57 64	120	H	Cincinnati	76 68
12	N	Mississippi St.	61 86	44	H	Texas	64 57	79	N	South Dakota St.	50 61	121	H	VCU	77 55
				49	A	Temple	66 69					122	N	Notre Dame	51 67
												124	H	Idaho	67 64
												148	A	Wichita St.	56 50
												184	A	UNLV	51 61
												205	A	Tulsa	68 52
												224	H	Brown	70 60
												228	H	Saint Francis (PA)	62 23
												236	H	Jacksonville	70 39
												237	H	Howard	82 53
												308	H	Alabama St.	80 29
LAST 10 Division I															
148	A	Wichita St.	56 50	224	H	Brown	70 60								
61	H	UCF	57 64	184	A	UNLV	51 61								
49	A	Temple	66 69	12	N	Mississippi St.	61 86								
205	A	Tulsa	68 52	124	H	Idaho	67 64								
120	H	Cincinnati	76 68	308	H	Alabama St.	80 29								

Non-Div I Games:

South Fla.

Average RPI Win:	248	WON-LOST	WINNING	LAST 10	STRENGTH OF	OPP. STRENGTH	TEAM	ADJ.	CONF.	ADJ CONF.
Average RPI Loss:	159	RECORD	PCT. RANK	GAMES	SCHEDULE	OF SCHEDULE	RPI	RPI	RPI	RPI
DIV. I ONLY	11- 5	66	7-3	342	168	178	178	20	20	
DIV. I NON-CONF.	6- 3	90	2-1	342	145	170	170	24	24	
TOTALS	RPI 1-25	RPI 26-50	W-L RECORDS	RPI 51-100	RPI 101-150	RPI 150+				
11- 5	0- 0	0- 0	OVERALL	1- 1	0- 1	10- 3				
5- 1	0- 0	0- 0	HOME	1- 1	0- 0	4- 0				
6- 4	0- 0	0- 0	AWAY	0- 0	0- 1	6- 3				
0- 0	0- 0	0- 0	NEUTRAL	0- 0	0- 0	0- 0				
6- 3	0- 0	0- 0	NON-CONFERENCE	1- 0	0- 1	5- 2				
2- 0	0- 0	0- 0	HOME	1- 0	0- 0	1- 0				
4- 3	0- 0	0- 0	AWAY	0- 0	0- 1	4- 2				
0- 0	0- 0	0- 0	NEUTRAL	0- 0	0- 0	0- 0				
5- 2	0- 0	0- 0	CONFERENCE	0- 1	0- 0	5- 1				
3- 1	0- 0	0- 0	HOME	0- 1	0- 0	3- 0				
2- 1	0- 0	0- 0	AWAY	0- 0	0- 0	2- 1				
0- 0	0- 0	0- 0	NEUTRAL	0- 0	0- 0	0- 0				

RPI 1-25				RPI 26-50				RPI 51-100				RPI 101+				Team's RPI: 178	
RPI	S	Opponent	Score	RPI	S	Opponent	Score	RPI	S	Opponent	Score	RPI	S	Opponent	Score		
								72	H	Southern Ill.	79 65	109	A	Saint Louis	61	76	
								78	H	Belmont	45 57	166	A	Austin Peay	79 66		
												166	H	Austin Peay	81 43		
												179	A	Eastern Mich.	64 69		
												213	A	Western Ill.	91 97		
												216	A	Murray St.	62 70		
												216	H	Murray St.	88 73		
												241	A	Arkansas St.	79 67		
												272	A	Indiana St.	68 58		
												279	A	Ole Miss	70 53		
												325	A	SIUE	66 56		
												326	H	Evansville	83 60		
												331	A	Purdue Fort Wayne	58 48		
												335	H	Tennessee St.	83 54		
LAST 10 Division I																	
				325	A	SIUE	66 56					216	A	Murray St.	62 70		
				216	H	Murray St.	88 73					166	A	Austin Peay	79 66		
				166	H	Austin Peay	81 43					272	A	Indiana St.	68 58		
				335	H	Tennessee St.	83 54					213	A	Western Ill.	91 97		
				78	H	Belmont	45 57					279	A	Ole Miss	70 53		

Non-Div I Games: Harris-Stowe 106 64 Mo.-St. Louis 70 56

Southeast Mo. St.

■ Loss, 
 ■ Non-Conf, 
 ■ S Site, 
 ■ Home 
 ■ Away 
 N Neutral

## Southeastern La.

Through Games Of Jan. 23, 2020

Average RPI Win:	259	WON-LOST	WINNING	LAST 10	STRENGTH OF	OPP. STRENGTH	TEAM	ADJ.	CONF.	ADJ CONF.
Average RPI Loss:	156	RECORD	PCT. RANK	GAMES	SCHEDULE	OF SCHEDULE	RPI	RPI	RPI	RPI
DIV. I ONLY	5- 11	269	3-7	185	276	245	245	23	23	
DIV. I NON-CONF.	2- 6	279	0-2	145	230	217	217	22	22	
TOTALS	RPI 1-25	RPI 26-50	W-L RECORDS	RPI 51-100	RPI 101-150	RPI 150+				
5- 11	0- 1	0- 0	OVERALL	0- 2	0- 2	5- 6				
2- 3	0- 0	0- 0	HOME	0- 0	0- 0	2- 3				
3- 8	0- 1	0- 0	AWAY	0- 2	0- 2	3- 3				
0- 0	0- 0	0- 0	NEUTRAL	0- 0	0- 0	0- 0				
2- 6	0- 1	0- 0	NON-CONFERENCE	0- 1	0- 1	2- 3				
1- 0	0- 0	0- 0	HOME	0- 0	0- 0	1- 0				
1- 6	0- 1	0- 0	AWAY	0- 1	0- 1	1- 3				
0- 0	0- 0	0- 0	NEUTRAL	0- 0	0- 0	0- 0				
3- 5	0- 0	0- 0	CONFERENCE	0- 1	0- 1	3- 3				
1- 3	0- 0	0- 0	HOME	0- 0	0- 0	1- 3				
2- 2	0- 0	0- 0	AWAY	0- 1	0- 1	2- 0				
0- 0	0- 0	0- 0	NEUTRAL	0- 0	0- 0	0- 0				

RPI 1-25				RPI 26-50				RPI 51-100				RPI 101+ Team's RPI: 245			
RPI	S	Opponent	Score	RPI	S	Opponent	Score	RPI	S	Opponent	Score	RPI	S	Opponent	Score
24	A	LSU	52 62					69	A	Alabama	50 87	131	A	Louisiana	50 60
								88	A	Abilene Christian	53 61	149	A	SFA	51 77
												151	H	A&M-Corpus Christi	48 44
												158	A	Houston	65 78
												159	H	Jackson St.	63 59
												160	H	Sam Houston St.	69 84
												190	A	Southern Miss.	54 62
												215	H	Lamar University	57 65
												238	A	Louisiana Tech	78 92
												292	H	Nicholls St.	65 67
												316	A	Houston Baptist	69 59
												324	A	McNeese	74 67
												346	A	La.-Monroe	65 52
LAST 10 Division I															
324	A	McNeese	74 67	149	A	SFA	51 77								
88	A	Abilene Christian	53 61	69	A	Alabama	50 87								
292	H	Nicholls St.	65 67	316	A	Houston Baptist	69 59								
160	H	Sam Houston St.	69 84	215	H	Lamar University	57 65								
151	H	A&M-Corpus Christi	48 44	238	A	Louisiana Tech	78 92								

Non-Div I Games: LSU-Alexandria 89 67

Southeastern La.

■ Loss, 
 ■ Non-Conf, S Site, 
 ■ Home 
 ■ Away 
 N Neutral

Average RPI Win:	187	WON-LOST	WINNING	LAST 10	STRENGTH OF	OPP. STRENGTH	TEAM	ADJ.	CONF.	ADJ CONF.
Average RPI Loss:	76	RECORD	PCT. RANK	GAMES	SCHEDULE	OF SCHEDULE	RPI	RPI	RPI	RPI
DIV. I ONLY	9- 8	162	5-5	29	81	85	85	1	1	
DIV. I NON-CONF.	8- 3	68	4-0	184	155	97	97	1	1	
TOTALS	RPI 1-25	RPI 26-50	W-L RECORDS	RPI 51-100	RPI 101-150	RPI 150+				
9- 8	1- 2	1- 3	OVERALL	1- 1	0- 1	6- 1				
6- 3	1- 1	1- 2	HOME	0- 0	0- 0	4- 0				
2- 4	0- 1	0- 1	AWAY	0- 0	0- 1	2- 1				
1- 1	0- 0	0- 0	NEUTRAL	1- 1	0- 0	0- 0				
8- 3	0- 1	1- 0	NON-CONFERENCE	1- 1	0- 0	6- 1				
5- 1	0- 1	1- 0	HOME	0- 0	0- 0	4- 0				
2- 1	0- 0	0- 0	AWAY	0- 0	0- 0	2- 1				
1- 1	0- 0	0- 0	NEUTRAL	1- 1	0- 0	0- 0				
1- 5	1- 1	0- 3	CONFERENCE	0- 0	0- 1	0- 0				
1- 2	1- 0	0- 2	HOME	0- 0	0- 0	0- 0				
0- 3	0- 1	0- 1	AWAY	0- 0	0- 1	0- 0				
0- 0	0- 0	0- 0	NEUTRAL	0- 0	0- 0	0- 0				

RPI	S	Opponent	Score	RPI	S	Opponent	Score	RPI	S	Opponent	Score	RPI	S	Opponent	Score
8	A	UCLA	59 83	27	H	Arizona St.	54 63	60	N	Nebraska	54 67	113	A	Utah	65 67
8	H	UCLA	70 68	33	H	Virginia	59 49	69	N	Alabama	60 57	184	H	UNLV	75 54
17	H	Texas A&M	64 74	43	H	Arizona	57 65					250	A	CSUN	69 53
				50	A	Colorado	53 66					261	A	UC Riverside	76 59
												265	H	Long Beach St.	57 40
												284	H	Nevada	50 47
												289	A	UC Santa Barbara	46 57
												327	H	UTRGV	80 43
LAST 10 Division I															
8	H	UCLA	70 68	8	A	UCLA	59 83	265	H	Long Beach St.	57 40				
113	A	Utah	65 67	284	H	Nevada	50 47	327	H	UTRGV	80 43				
50	A	Colorado	53 66	184	H	UNLV	75 54								
27	H	Arizona St.	54 63												
43	H	Arizona	57 65												

Non-Div I Games:

Southern California

■ Loss, 
 ■ Non-Conf, 
 ■ S Site, 
 ■ H Home 
 ■ A Away 
 N Neutral

Average RPI Win:	165	WON-LOST	WINNING	LAST 10	STRENGTH OF	OPP. STRENGTH	TEAM	ADJ.	CONF.	ADJ CONF.
Average RPI Loss:	97	RECORD	PCT. RANK	GAMES	SCHEDULE	OF SCHEDULE	RPI	RPI	RPI	RPI
DIV. I ONLY	10- 6	109	6-4	57	144	72	72	7	7	
DIV. I NON-CONF.	8- 3	68	4-1	152	227	75	75	7	7	
TOTALS	RPI 1-25	RPI 26-50	W-L RECORDS	RPI 51-100	RPI 101-150	RPI 150+				
10- 6	1- 0	0- 1	OVERALL	1- 3	2- 0	6- 2				
5- 3	1- 0	0- 1	HOME	1- 1	2- 0	1- 1				
4- 3	0- 0	0- 0	AWAY	0- 2	0- 0	4- 1				
1- 0	0- 0	0- 0	NEUTRAL	0- 0	0- 0	1- 0				
8- 3	0- 0	0- 0	NON-CONFERENCE	1- 1	2- 0	5- 2				
4- 1	0- 0	0- 0	HOME	1- 0	2- 0	1- 1				
3- 2	0- 0	0- 0	AWAY	0- 1	0- 0	3- 1				
1- 0	0- 0	0- 0	NEUTRAL	0- 0	0- 0	1- 0				
2- 3	1- 0	0- 1	CONFERENCE	0- 2	0- 0	1- 0				
1- 2	1- 0	0- 1	HOME	0- 1	0- 0	0- 0				
1- 1	0- 0	0- 0	AWAY	0- 1	0- 0	1- 0				
0- 0	0- 0	0- 0	NEUTRAL	0- 0	0- 0	0- 0				

RPI 1-25				RPI 26-50				RPI 51-100				Team's RPI: 72	RPI 101+			
RPI	S	Opponent	Score	RPI	S	Opponent	Score	RPI	S	Opponent	Score		RPI	S	Opponent	Score
3	H	Missouri St.	70 68	35	H	Drake	65 73	52	H	UNI	57 60		109	H	Saint Louis	61 53
								53	A	IUPUI	78 81		145	H	Tennessee Tech	76 65
								81	H	UT Martin	70 59		164	H	Memphis	66 70
								98	A	Loyola Chicago	49 51		178	A	Southeast Mo. St.	65 79
													179	A	Eastern Mich.	85 54
													183	A	Valparaiso	67 51
													194	A	Northern Ill.	80 61
													213	N	Western Ill.	79 65
													216	H	Murray St.	76 66
													325	A	SIUE	103 67
LAST 10 Division I																
3	H	Missouri St.	70 68	35	H	Drake	65 73	52	H	UNI	57 60		194	A	Northern Ill.	80 61
													213	N	Western Ill.	79 65
													216	H	Murray St.	76 66
													178	A	Southeast Mo. St.	65 79
													81	H	UT Martin	70 59

Non-Div I Games:

Southern Ill.

■ Loss, 
 ■ Non-Conf, 
 ■ S Site, 
 ■ H Home 
 ■ A Away 
 N Neutral



Average RPI Win:	263	WON-LOST	WINNING	LAST 10	STRENGTH OF	OPP. STRENGTH	TEAM	ADJ.	CONF.	ADJ CONF.
Average RPI Loss:	124	RECORD	PCT. RANK	GAMES	SCHEDULE	OF SCHEDULE	RPI	RPI	RPI	RPI
DIV. I ONLY	9- 6	114	5-5	238	238	190	190	13	13	
DIV. I NON-CONF.	6- 3	90	2-2	289	234	181	181	13	13	
-----										
TOTALS	RPI 1-25	RPI 26-50	W-L RECORDS	RPI 51-100	RPI 101-150	RPI 150+				
9- 6	0- 1	0- 0	OVERALL	0- 1	1- 2	8- 2				
7- 3	0- 0	0- 0	HOME	0- 0	1- 2	6- 1				
2- 3	0- 1	0- 0	AWAY	0- 1	0- 0	2- 1				
0- 0	0- 0	0- 0	NEUTRAL	0- 0	0- 0	0- 0				
6- 3	0- 1	0- 0	NON-CONFERENCE	0- 0	1- 1	5- 1				
5- 1	0- 0	0- 0	HOME	0- 0	1- 1	4- 0				
1- 2	0- 1	0- 0	AWAY	0- 0	0- 0	1- 1				
0- 0	0- 0	0- 0	NEUTRAL	0- 0	0- 0	0- 0				
3- 3	0- 0	0- 0	CONFERENCE	0- 1	0- 1	3- 1				
2- 2	0- 0	0- 0	HOME	0- 0	0- 1	2- 1				
1- 1	0- 0	0- 0	AWAY	0- 1	0- 0	1- 0				
0- 0	0- 0	0- 0	NEUTRAL	0- 0	0- 0	0- 0				

RPI 1-25				RPI 26-50				RPI 51-100				RPI 101+ Team's RPI: 190			
RPI	S	Opponent	Score	RPI	S	Opponent	Score	RPI	S	Opponent	Score	RPI	S	Opponent	Score
12	A	Mississippi St.	58 91					99	A	Rice	64 75	121	H	VCU	51 39
												126	H	Tulane	58 62
												132	H	UAB	68 74
												158	A	Houston	60 75
												218	H	UTEP	72 89
												230	A	North Texas	65 57
												238	H	Louisiana Tech	66 60
												245	H	Southeastern La.	62 54
												254	H	South Alabama	62 55
												279	H	Ole Miss	59 53
												304	H	UTSA	82 65
												346	A	La.-Monroe	57 42
												351	H	Mississippi Val.	84 80
-----															
LAST 10 Division I															
132	H	UAB	68 74	238	H	Louisiana Tech	66 60								
99	A	Rice	64 75	158	A	Houston	60 75								
230	A	North Texas	65 57	254	H	South Alabama	62 55								
304	H	UTSA	82 65	126	H	Tulane	58 62								
218	H	UTEP	72 89	121	H	VCU	51 39								

Non-Div I Games: Faulkner 71 59 William Carey 77 47

Southern Miss.

Average RPI Win:	324	WON-LOST	WINNING	LAST 10	STRENGTH OF	OPP. STRENGTH	TEAM	ADJ.	CONF.	ADJ CONF.
Average RPI Loss:	98	RECORD	PCT. RANK	GAMES	SCHEDULE	OF SCHEDULE	RPI	RPI	RPI	RPI
DIV. I ONLY	4- 11	286	4-6	223	127	244	244	31	31	
DIV. I NON-CONF.	0- 9	338	0-4	15	33	246	246	28	28	
TOTALS	RPI 1-25	RPI 26-50	W-L RECORDS	RPI 51-100	RPI 101-150	RPI 150+				
4- 11	0- 0	0- 3	OVERALL	0- 4	0- 2	4- 2				
1- 1	0- 0	0- 0	HOME	0- 0	0- 0	1- 1				
3- 8	0- 0	0- 3	AWAY	0- 3	0- 2	3- 0				
0- 2	0- 0	0- 0	NEUTRAL	0- 1	0- 0	0- 1				
0- 9	0- 0	0- 3	NON-CONFERENCE	0- 3	0- 2	0- 1				
0- 0	0- 0	0- 0	HOME	0- 0	0- 0	0- 0				
0- 7	0- 0	0- 3	AWAY	0- 2	0- 2	0- 0				
0- 2	0- 0	0- 0	NEUTRAL	0- 1	0- 0	0- 1				
4- 2	0- 0	0- 0	CONFERENCE	0- 1	0- 0	4- 1				
1- 1	0- 0	0- 0	HOME	0- 0	0- 0	1- 1				
3- 1	0- 0	0- 0	AWAY	0- 1	0- 0	3- 0				
0- 0	0- 0	0- 0	NEUTRAL	0- 0	0- 0	0- 0				

RPI 1-25				RPI 26-50				RPI 51-100				RPI 101+				Team's RPI: 244	
RPI	S	Opponent	Score	RPI	S	Opponent	Score	RPI	S	Opponent	Score	RPI	S	Opponent	Score		
				34	A	Oklahoma St.	59 72	60	A	Nebraska	39 73	116	A	Fordham	52 65		
				38	A	Rutgers	58 78	63	A	Iowa St.	36 69	148	A	Wichita St.	63 69		
				44	A	Texas	39 93	73	N	Washington St.	54 69	159	H	Jackson St.	51 72		
								96	A	Texas Southern	56 61	246	N	UNC Asheville	34 53		
												301	A	Prairie View	68 48		
												305	A	Ark.-Pine Bluff	70 43		
												339	H	Grambling	81 57		
												351	A	Mississippi Val.	84 54		
LAST 10 Division I																	
				351	A	Mississippi Val.	84 54	96	A	Texas Southern	56 61						
				305	A	Ark.-Pine Bluff	70 43	246	N	UNC Asheville	34 53						
				159	H	Jackson St.	51 72	73	N	Washington St.	54 69						
				339	H	Grambling	81 57	34	A	Oklahoma St.	59 72						
				301	A	Prairie View	68 48	116	A	Fordham	52 65						

Non-Div I Games: Tougaloo 100 39 Wiley 78 55

Southern U.

## Southern Utah

Through Games Of Jan. 23, 2020

Average RPI Win:	248	WON-LOST	WINNING	LAST 10	STRENGTH OF	OPP. STRENGTH	TEAM	ADJ.	CONF.	ADJ CONF.
Average RPI Loss:	199	RECORD	PCT. RANK	GAMES	SCHEDULE	OF SCHEDULE	RPI	RPI	RPI	RPI
DIV. I ONLY	8- 7	160	5-5	250	292	190	190	18	18	
DIV. I NON-CONF.	6- 3	90	3-1	245	305	126	126	17	17	
TOTALS	RPI 1-25	RPI 26-50	W-L RECORDS	RPI 51-100	RPI 101-150	RPI 150+				
8- 7	0- 1	0- 0	OVERALL	0- 0	0- 1	8- 5				
7- 0	0- 0	0- 0	HOME	0- 0	0- 0	7- 0				
1- 7	0- 1	0- 0	AWAY	0- 0	0- 1	1- 5				
0- 0	0- 0	0- 0	NEUTRAL	0- 0	0- 0	0- 0				
6- 3	0- 1	0- 0	NON-CONFERENCE	0- 0	0- 0	6- 2				
5- 0	0- 0	0- 0	HOME	0- 0	0- 0	5- 0				
1- 3	0- 1	0- 0	AWAY	0- 0	0- 0	1- 2				
0- 0	0- 0	0- 0	NEUTRAL	0- 0	0- 0	0- 0				
2- 4	0- 0	0- 0	CONFERENCE	0- 0	0- 1	2- 3				
2- 0	0- 0	0- 0	HOME	0- 0	0- 0	2- 0				
0- 4	0- 0	0- 0	AWAY	0- 0	0- 1	0- 3				
0- 0	0- 0	0- 0	NEUTRAL	0- 0	0- 0	0- 0				

RPI 1-25				RPI 26-50				RPI 51-100				RPI 101+ Team's RPI: 190			
RPI	S	Opponent	Score	RPI	S	Opponent	Score	RPI	S	Opponent	Score	RPI	S	Opponent	Score
9	A	Oregon St.	45 95									125	A	Montana St.	65 91
												184	H	UNLV	72 68
												187	A	Montana	74 81
												201	H	Portland St.	71 58
												202	A	Northern Ariz.	76 84
												222	H	Cal St. Fullerton	79 63
												253	H	Idaho St.	72 65
												257	H	Oral Roberts	72 58
												261	H	UC Riverside	79 68
												262	A	Grand Canyon	65 69
												286	H	UC Irvine	82 68
												293	A	Denver	73 81
												318	A	Sacramento St.	82 87
												320	A	Utah Valley	71 58
LAST 10 Division I															
318	A	Sacramento St.	82 87	201	H	Portland St.	71 58								
202	A	Northern Ariz.	76 84	261	H	UC Riverside	79 68								
253	H	Idaho St.	72 65	293	A	Denver	73 81								
125	A	Montana St.	65 91	286	H	UC Irvine	82 68								
187	A	Montana	74 81	257	H	Oral Roberts	72 58								

Non-Div I Games:

Southern Utah

■ Loss, 
 ■ Non-Conf, 
 ■ S Site, 
 ■ Home 
 ■ A Away 
 N Neutral

St. Bonaventure

Through Games Of Jan. 23, 2020

Average RPI Win:	211	WON-LOST	WINNING	LAST 10	STRENGTH OF	OPP. STRENGTH	TEAM	ADJ.	CONF.	ADJ CONF.
Average RPI Loss:	150	RECORD	PCT. RANK	GAMES	SCHEDULE	OF SCHEDULE	RPI	RPI	RPI	RPI
DIV. I ONLY	4- 15	312	3-7	123	210	290	290	12	12	
DIV. I NON-CONF.	3- 10	282	2-2	121	274	287	287	12	12	
TOTALS	RPI 1-25	RPI 26-50	W-L RECORDS	RPI 51-100	RPI 101-150	RPI 150+				
4- 15	0- 0	0- 1	OVERALL	0- 2	1- 4	3- 8				
3- 7	0- 0	0- 1	HOME	0- 1	0- 1	3- 4				
0- 7	0- 0	0- 0	AWAY	0- 1	0- 3	0- 3				
1- 1	0- 0	0- 0	NEUTRAL	0- 0	1- 0	0- 1				
3- 10	0- 0	0- 1	NON-CONFERENCE	0- 2	1- 1	2- 6				
2- 5	0- 0	0- 1	HOME	0- 1	0- 0	2- 3				
0- 4	0- 0	0- 0	AWAY	0- 1	0- 1	0- 2				
1- 1	0- 0	0- 0	NEUTRAL	0- 0	1- 0	0- 1				
1- 5	0- 0	0- 0	CONFERENCE	0- 0	0- 3	1- 2				
1- 2	0- 0	0- 0	HOME	0- 0	0- 1	1- 1				
0- 3	0- 0	0- 0	AWAY	0- 0	0- 2	0- 1				
0- 0	0- 0	0- 0	NEUTRAL	0- 0	0- 0	0- 0				

RPI S	Opponent	Score	RPI S	Opponent	Score	RPI S	Opponent	Score	RPI S	Opponent	Score	Team's RPI: 290
48	H St. John's (NY)	56 68	51	A Bucknell	60 68	109	A Saint Louis	51 72	110	A Kent St.	58 81	
			80	H Buffalo	36 46	116	A Fordham	53 79	134	H Massachusetts	52 62	
						144	N Wright St.	57 56	156	H Cornell	42 70	
						169	N Saint Mary's (CA)	57 72	173	H Saint Joseph's	60 61	
						185	H Cleveland St.	62 65	192	A Binghamton	67 78	
						193	H Akron	54 63	204	H George Mason	62 47	
						206	A La Salle	61 67	227	H Niagara	71 67	
						269	H Oakland	80 66	329	A Canisius	82 84	
LAST 10 Division I												
173	H Saint Joseph's	60 61	116	A Fordham	53 79							
206	A La Salle	61 67	156	H Cornell	42 70							
109	A Saint Louis	51 72	169	N Saint Mary's (CA)	57 72							
204	H George Mason	62 47	144	N Wright St.	57 56							
134	H Massachusetts	52 62	269	H Oakland	80 66							

Non-Div I Games:

St. Bonaventure

Loss, Non-Conf, S Site, H Home A Away N Neutral

## St. Francis Brooklyn

Through Games Of Jan. 23, 2020

Average RPI Win:	308	WON-LOST	WINNING	LAST 10	STRENGTH OF	OPP. STRENGTH	TEAM	ADJ.	CONF.	ADJ CONF.
Average RPI Loss:	181	RECORD	PCT. RANK	GAMES	SCHEDULE	OF SCHEDULE	RPI	RPI	RPI	RPI
DIV. I ONLY	4- 12	292	2-8	270	296	306	306	29	29	
DIV. I NON-CONF.	3- 7	252	1-3	206	239	268	268	30	30	
TOTALS	RPI 1-25	RPI 26-50	W-L RECORDS	RPI 51-100	RPI 101-150	RPI 150+				
4- 12	0- 1	0- 1	OVERALL	0- 2	0- 2	4- 6				
3- 2	0- 0	0- 0	HOME	0- 1	0- 0	3- 1				
1- 8	0- 1	0- 1	AWAY	0- 1	0- 1	1- 4				
0- 2	0- 0	0- 0	NEUTRAL	0- 0	0- 1	0- 1				
3- 7	0- 1	0- 1	NON-CONFERENCE	0- 2	0- 1	3- 2				
2- 1	0- 0	0- 0	HOME	0- 1	0- 0	2- 0				
1- 4	0- 1	0- 1	AWAY	0- 1	0- 0	1- 1				
0- 2	0- 0	0- 0	NEUTRAL	0- 0	0- 1	0- 1				
1- 5	0- 0	0- 0	CONFERENCE	0- 0	0- 1	1- 4				
1- 1	0- 0	0- 0	HOME	0- 0	0- 0	1- 1				
0- 4	0- 0	0- 0	AWAY	0- 0	0- 1	0- 3				
0- 0	0- 0	0- 0	NEUTRAL	0- 0	0- 0	0- 0				

RPI 1-25				RPI 26-50				RPI 51-100				RPI 101+ Team's RPI: 306			
RPI	S	Opponent	Score	RPI	S	Opponent	Score	RPI	S	Opponent	Score	RPI	S	Opponent	Score
21	A	Princeton	44 76	36	A	Marquette	71 92	84	A	Boston College	69 106	117	N	Pacific	62 71
								95	H	Stony Brook	73 86	133	A	Robert Morris	44 69
												212	A	Mt. St. Mary's	60 69
												228	A	Saint Francis (PA)	72 82
												274	A	Wagner	66 74
												281	H	Army West Point	70 64
												285	H	Loyola Maryland	89 78
												296	N	Ga. Southern	47 78
												319	A	Albany (NY)	49 41
												334	A	NJIT	69 88
												338	H	Fairleigh Dickinson	57 62
												348	H	LIU Brooklyn	88 63
LAST 10 Division I															
212	A	Mt. St. Mary's	60 69	338	H	Fairleigh Dickinson	57 62								
274	A	Wagner	66 74	296	N	Ga. Southern	47 78								
133	A	Robert Morris	44 69	117	N	Pacific	62 71								
228	A	Saint Francis (PA)	72 82	319	A	Albany (NY)	49 41								
348	H	LIU Brooklyn	88 63	21	A	Princeton	44 76								

Non-Div I Games: East Stroudsburg 84 62

St. Francis Brooklyn

■ Loss, 
 ■ Non-Conf, 
 ■ S Site, 
 ■ Home 
 ■ A Away 
 N Neutral

Average RPI Win:	165	WON-LOST	WINNING	LAST 10	STRENGTH OF	OPP. STRENGTH	TEAM	ADJ.	CONF.	ADJ CONF.
Average RPI Loss:	62	RECORD	PCT. RANK	GAMES	SCHEDULE	OF SCHEDULE	RPI	RPI	RPI	RPI
DIV. I ONLY	12- 7	101	6-4	45	73	48	48	6	6	
DIV. I NON-CONF.	7- 4	100	1-1	34	166	45	45	6	6	
TOTALS	RPI 1-25	RPI 26-50	W-L RECORDS	RPI 51-100	RPI 101-150	RPI 150+				
12- 7	1- 2	1- 2	OVERALL	1- 2	3- 0	6- 1				
8- 1	1- 0	0- 0	HOME	1- 1	2- 0	4- 0				
4- 5	0- 2	1- 2	AWAY	0- 0	1- 0	2- 1				
0- 1	0- 0	0- 0	NEUTRAL	0- 1	0- 0	0- 0				
7- 4	0- 1	1- 1	NON-CONFERENCE	1- 1	1- 0	4- 1				
5- 0	0- 0	0- 0	HOME	1- 0	1- 0	3- 0				
2- 3	0- 1	1- 1	AWAY	0- 0	0- 0	1- 1				
0- 1	0- 0	0- 0	NEUTRAL	0- 1	0- 0	0- 0				
5- 3	1- 1	0- 1	CONFERENCE	0- 1	2- 0	2- 0				
3- 1	1- 0	0- 0	HOME	0- 1	1- 0	1- 0				
2- 2	0- 1	0- 1	AWAY	0- 0	1- 0	1- 0				
0- 0	0- 0	0- 0	NEUTRAL	0- 0	0- 0	0- 0				

RPI 1-25				RPI 26-50				Team's RPI: 48		RPI 51-100				RPI 101+			
RPI	S	Opponent	Score	RPI	S	Opponent	Score		RPI	S	Opponent	Score	RPI	S	Opponent	Score	
14	A	DePaul	69 74	36	A	Marquette	85 94		53	N	IUPUI	78 85	111	A	Butler	67 42	
18	A	Florida St.	70 74	39	A	James Madison	73 76		62	H	Wake Forest	82 74	115	H	Providence	64 58	
23	H	Creighton	63 58	45	A	Yale	80 66		90	H	Villanova	62 67	134	H	Massachusetts	82 71	
													184	A	UNLV	75 79	
													214	A	Xavier	75 67	
													225	H	Lafayette	76 44	
													235	H	Fairfield	71 69	
													242	H	Georgetown	71 54	
													281	H	Army West Point	96 60	
													290	A	St. Bonaventure	68 56	
LAST 10 Division I																	
23	H	Creighton	63 58	242	H	Georgetown	71 54		111	A	Butler	67 42					
115	H	Providence	64 58	214	A	Xavier	75 67		235	H	Fairfield	71 69					
14	A	DePaul	69 74	18	A	Florida St.	70 74										
36	A	Marquette	85 94														
90	H	Villanova	62 67														

Non-Div I Games:

St. John's (NY)

Stanford

Through Games Of Jan. 23, 2020

Average RPI Win:	120	WON-LOST	WINNING	LAST 10	STRENGTH OF	OPP. STRENGTH	TEAM	ADJ.	CONF.	ADJ CONF.
Average RPI Loss:	26	RECORD	PCT. RANK	GAMES	SCHEDULE	OF SCHEDULE	RPI	RPI	RPI	RPI
DIV. I ONLY	16- 2	12	8-2	19	9	6	6	1	1	
DIV. I NON-CONF.	11- 1	13	3-1	47	36	7	7	1	1	
TOTALS	RPI 1-25	RPI 26-50	W-L RECORDS	RPI 51-100	RPI 101-150	RPI 150+				
16- 2	3- 1	1- 1	OVERALL	3- 0	4- 0	5- 0				
10- 0	1- 0	1- 0	HOME	3- 0	2- 0	3- 0				
3- 2	1- 1	0- 1	AWAY	0- 0	1- 0	1- 0				
3- 0	1- 0	0- 0	NEUTRAL	0- 0	1- 0	1- 0				
11- 1	2- 0	1- 1	NON-CONFERENCE	2- 0	1- 0	5- 0				
7- 0	1- 0	1- 0	HOME	2- 0	0- 0	3- 0				
1- 1	0- 0	0- 1	AWAY	0- 0	0- 0	1- 0				
3- 0	1- 0	0- 0	NEUTRAL	0- 0	1- 0	1- 0				
5- 1	1- 1	0- 0	CONFERENCE	1- 0	3- 0	0- 0				
3- 0	0- 0	0- 0	HOME	1- 0	2- 0	0- 0				
2- 1	1- 1	0- 0	AWAY	0- 0	1- 0	0- 0				
0- 0	0- 0	0- 0	NEUTRAL	0- 0	0- 0	0- 0				

RPI	S	Opponent	Score	RPI	S	Opponent	Score	RPI	S	Opponent	Score	RPI	S	Opponent	Score
7	A	Oregon	55 87	29	H	Ohio St.	71 52	58	H	Tennessee	78 51	103	A	California	79 65
9	A	Oregon St.	61 58	44	A	Texas	64 69	73	H	Washington St.	77 58	103	H	California	73 40
10	H	Gonzaga	76 70					80	H	Buffalo	88 69	106	H	Washington	77 56
12	N	Mississippi St.	67 62									118	N	Syracuse	77 59
												199	H	Northern Colo.	90 36
												203	H	UC Davis	67 55
												226	A	San Francisco	97 71
												288	H	Eastern Wash.	92 27
												295	N	California Baptist	83 78
LAST 10 Division I															
9	A	Oregon St.	61 58	73	H	Washington St.	77 58								
7	A	Oregon	55 87	203	H	UC Davis	67 55								
103	A	California	79 65	44	A	Texas	64 69								
103	H	California	73 40	58	H	Tennessee	78 51								
106	H	Washington	77 56	29	H	Ohio St.	71 52								

Non-Div I Games:

Stanford

Loss, Non-Conf, S Site, H Home A Away N Neutral

Average RPI Win:	254	WON-LOST	WINNING	LAST 10	STRENGTH OF	OPP. STRENGTH	TEAM	ADJ.	CONF.	ADJ CONF.
Average RPI Loss:	133	RECORD	PCT. RANK	GAMES	SCHEDULE	OF SCHEDULE	RPI	RPI	RPI	RPI
DIV. I ONLY	4- 11	286	3-7	102	225	239	239	16	16	
DIV. I NON-CONF.	3- 7	252	2-3	133	206	235	235	16	16	
TOTALS	RPI 1-25	RPI 26-50	W-L RECORDS	RPI 51-100	RPI 101-150	RPI 150+				
4- 11	0- 1	0- 1	OVERALL	0- 2	0- 2	4- 5				
2- 4	0- 0	0- 1	HOME	0- 0	0- 1	2- 2				
2- 6	0- 1	0- 0	AWAY	0- 2	0- 1	2- 2				
0- 1	0- 0	0- 0	NEUTRAL	0- 0	0- 0	0- 1				
3- 7	0- 1	0- 0	NON-CONFERENCE	0- 2	0- 2	3- 2				
2- 2	0- 0	0- 0	HOME	0- 0	0- 1	2- 1				
1- 4	0- 1	0- 0	AWAY	0- 2	0- 1	1- 0				
0- 1	0- 0	0- 0	NEUTRAL	0- 0	0- 0	0- 1				
1- 4	0- 0	0- 1	CONFERENCE	0- 0	0- 0	1- 3				
0- 2	0- 0	0- 1	HOME	0- 0	0- 0	0- 1				
1- 2	0- 0	0- 0	AWAY	0- 0	0- 0	1- 2				
0- 0	0- 0	0- 0	NEUTRAL	0- 0	0- 0	0- 0				

RPI 1-25				RPI 26-50				RPI 51-100				RPI 101+ Team's RPI: 239			
RPI	S	Opponent	Score	RPI	S	Opponent	Score	RPI	S	Opponent	Score	RPI	S	Opponent	Score
20	A	Kentucky	48 67	30	H	FGCU	47 89	58	A	Tennessee	46 73	112	H	Holy Cross	63 75
								61	A	UCF	40 66	123	A	Penn	41 81
												162	A	North Ala.	57 68
												180	H	Bethune-Cookman	55 59
												205	H	Tulsa	66 60
												223	A	Kennesaw St.	67 61
												228	N	Saint Francis (PA)	73 78
												236	A	Jacksonville	52 57
												251	H	Lipscomb	59 65
												260	A	Morehead St.	58 55
												329	H	Canisius	68 52
LAST 10 Division I															
162	A	North Ala.	57 68	112	H	Holy Cross	63 75								
236	A	Jacksonville	52 57	180	H	Bethune-Cookman	55 59								
30	H	FGCU	47 89	329	H	Canisius	68 52								
251	H	Lipscomb	59 65	205	H	Tulsa	66 60								
223	A	Kennesaw St.	67 61	123	A	Penn	41 81								

Non-Div I Games: Palm Beach Atl. 77 46 Trinity Baptist 116 40 Fla. National 80 37

Stetson



Stony Brook

Through Games Of Jan. 23, 2020

Average RPI Win:	259	WON-LOST	WINNING	LAST 10	STRENGTH OF	OPP. STRENGTH	TEAM	ADJ.	CONF.	ADJ CONF.
Average RPI Loss:	47	RECORD	PCT. RANK	GAMES	SCHEDULE	OF SCHEDULE	RPI	RPI	RPI	RPI
DIV. I ONLY	18- 1	3	10-0	335	270	95	95	28	28	
DIV. I NON-CONF.	11- 1	13	3-0	312	233	81	81	29	29	
TOTALS	RPI 1-25	RPI 26-50	W-L RECORDS	RPI 51-100	RPI 101-150	RPI 150+				
18- 1	0- 0	0- 1	OVERALL	1- 0	1- 0	16- 0				
8- 0	0- 0	0- 0	HOME	1- 0	0- 0	7- 0				
8- 1	0- 0	0- 1	AWAY	0- 0	0- 0	8- 0				
2- 0	0- 0	0- 0	NEUTRAL	0- 0	1- 0	1- 0				
11- 1	0- 0	0- 1	NON-CONFERENCE	1- 0	1- 0	9- 0				
4- 0	0- 0	0- 0	HOME	1- 0	0- 0	3- 0				
5- 1	0- 0	0- 1	AWAY	0- 0	0- 0	5- 0				
2- 0	0- 0	0- 0	NEUTRAL	0- 0	1- 0	1- 0				
7- 0	0- 0	0- 0	CONFERENCE	0- 0	0- 0	7- 0				
4- 0	0- 0	0- 0	HOME	0- 0	0- 0	4- 0				
3- 0	0- 0	0- 0	AWAY	0- 0	0- 0	3- 0				
0- 0	0- 0	0- 0	NEUTRAL	0- 0	0- 0	0- 0				

RPI 1-25			RPI 26-50			RPI 51-100			Team's RPI: 95	RPI 101+		
RPI	S	Opponent	Score	RPI	S	Opponent	Score	RPI	S	Opponent	Score	
47	A	Arkansas	58 88	51	H	Bucknell	78 73	141	N	Western Mich.	50 47	
								192	A	Binghamton	67 60	
								207	H	Iona	59 40	
								219	H	Manhattan	59 54	
								232	H	Maine	73 69	
								268	N	Morgan St.	63 56	
								271	H	Sacred Heart	54 50	
								274	A	Wagner	66 45	
								277	H	Vermont	67 49	
								278	A	New Hampshire	53 44	
								297	A	Pittsburgh	59 56	
								306	A	St. Francis Brooklyn	86 73	
								312	A	Hofstra	81 38	
								319	A	Albany (NY)	73 53	
								323	H	UMBC	57 45	
								344	H	Hartford	66 55	
								348	A	LIU Brooklyn	80 49	
LAST 10 Division I												
192	A	Binghamton	67 60	232	H	Maine	73 69					
319	A	Albany (NY)	73 53	323	H	UMBC	57 45					
344	H	Hartford	66 55	51	H	Bucknell	78 73					
278	A	New Hampshire	53 44	141	N	Western Mich.	50 47					
277	H	Vermont	67 49	268	N	Morgan St.	63 56					

Non-Div I Games: Molloy 66 49

Stony Brook

Loss, Non-Conf, S Site, H Home A Away N Neutral

## Syracuse

Through Games Of Jan. 23, 2020

Average RPI Win:	192	WON-LOST	WINNING	LAST 10	STRENGTH OF	OPP. STRENGTH	TEAM	ADJ.	CONF.	ADJ CONF.
Average RPI Loss:	48	RECORD	PCT. RANK	GAMES	SCHEDULE	OF SCHEDULE	RPI	RPI	RPI	RPI
DIV. I ONLY	9- 9	175	5-5	61	15	118	118	5	5	
DIV. I NON-CONF.	6- 5	151	2-1	85	54	124	124	3	3	
TOTALS	RPI 1-25	RPI 26-50	W-L RECORDS	RPI 51-100	RPI 101-150	RPI 150+				
9- 9	1- 3	0- 3	OVERALL	2- 2	1- 0	5- 1				
6- 3	1- 1	0- 2	HOME	1- 0	1- 0	3- 0				
1- 3	0- 1	0- 0	AWAY	0- 2	0- 0	1- 0				
2- 3	0- 1	0- 1	NEUTRAL	1- 0	0- 0	1- 1				
6- 5	0- 2	0- 1	NON-CONFERENCE	2- 1	0- 0	4- 1				
4- 1	0- 1	0- 0	HOME	1- 0	0- 0	3- 0				
0- 1	0- 0	0- 0	AWAY	0- 1	0- 0	0- 0				
2- 3	0- 1	0- 1	NEUTRAL	1- 0	0- 0	1- 1				
3- 4	1- 1	0- 2	CONFERENCE	0- 1	1- 0	1- 0				
2- 2	1- 0	0- 2	HOME	0- 0	1- 0	0- 0				
1- 2	0- 1	0- 0	AWAY	0- 1	0- 0	1- 0				
0- 0	0- 0	0- 0	NEUTRAL	0- 0	0- 0	0- 0				

RPI	S	Opponent	Score	RPI	S	Opponent	Score	RPI	S	Opponent	Score	RPI	S	Opponent	Score	Team's RPI: 118
2	A	Louisville	58 62	40	N	West Virginia	69 71	54	A	Michigan	76 84	122	H	Notre Dame	74 63	
6	N	Stanford	59 77	42	H	Duke	58 88	55	A	Miami (FL)	62 77	158	N	Houston	87 62	
7	H	Oregon	64 81	46	H	Georgia Tech	64 82	75	H	Ohio	66 54	181	N	Green Bay	73 79	
18	H	Florida St.	90 89					91	N	Michigan St.	77 63	297	A	Pittsburgh	69 51	
												319	H	Albany (NY)	75 53	
												322	H	UMES	65 50	
												323	H	UMBC	82 48	
LAST 10 Division I																
42	H	Duke	58 88	18	H	Florida St.	90 89	2	A	Louisville	58 62					
297	A	Pittsburgh	69 51	40	N	West Virginia	69 71	91	N	Michigan St.	77 63					
46	H	Georgia Tech	64 82	55	A	Miami (FL)	62 77	323	H	UMBC	82 48					
122	H	Notre Dame	74 63													

Non-Div I Games:

Syracuse

■ Loss, 
 ■ Non-Conf, 
 ■ S Site, 
 ■ H Home 
 ■ A Away 
 N Neutral

Average RPI Win:	145	WON-LOST	WINNING	LAST 10	STRENGTH OF	OPP. STRENGTH	TEAM	ADJ.	CONF.	ADJ CONF.
Average RPI Loss:	64	RECORD	PCT. RANK	GAMES	SCHEDULE	OF SCHEDULE	RPI	RPI	RPI	RPI
DIV. I ONLY	13- 4	42	6-4	32	61	26	26	3	3	
DIV. I NON-CONF.	9- 2	38	2-2	130	82	34	34	4	4	
TOTALS	RPI 1-25	RPI 26-50	W-L RECORDS	RPI 51-100	RPI 101-150	RPI 150+				
13- 4	0- 2	2- 0	OVERALL	4- 1	2- 0	5- 1				
8- 2	0- 1	0- 0	HOME	3- 0	2- 0	3- 1				
5- 2	0- 1	2- 0	AWAY	1- 1	0- 0	2- 0				
0- 0	0- 0	0- 0	NEUTRAL	0- 0	0- 0	0- 0				
9- 2	0- 1	0- 0	NON-CONFERENCE	2- 1	2- 0	5- 0				
7- 0	0- 0	0- 0	HOME	2- 0	2- 0	3- 0				
2- 2	0- 1	0- 0	AWAY	0- 1	0- 0	2- 0				
0- 0	0- 0	0- 0	NEUTRAL	0- 0	0- 0	0- 0				
4- 2	0- 1	2- 0	CONFERENCE	2- 0	0- 0	0- 1				
1- 2	0- 1	0- 0	HOME	1- 0	0- 0	0- 1				
3- 0	0- 0	2- 0	AWAY	1- 0	0- 0	0- 0				
0- 0	0- 0	0- 0	NEUTRAL	0- 0	0- 0	0- 0				

RPI 1-25			RPI 26-50			Team's RPI: 26	RPI 51-100			RPI 101+		
RPI	S	Opponent	Score	RPI	S	Opponent	Score	RPI	S	Opponent	Score	
11	H	Baylor	57 66	32	A	Oklahoma	82 63	59	A	Middle Tenn.	70 82	133 H Robert Morris 66 61
17	A	Texas A&M	68 70	44	A	Texas	65 63	63	A	Iowa St.	77 74	147 H Auburn 80 65
								74	H	Kansas	73 59	156 H Cornell 59 49
								75	H	Ohio	79 72	167 H Texas Tech 76 80
								100	H	Boise St.	77 65	210 A SMU 57 56
												281 A Army West Point 66 52
												283 H Texas St. 79 52
												292 H Nicholls St. 72 47
LAST 10 Division I												
11	H	Baylor	57 66	44	A	Texas	65 63	59	A	Middle Tenn.	70 82	
32	A	Oklahoma	82 63	283	H	Texas St.	79 52	75	H	Ohio	79 72	
63	A	Iowa St.	77 74	17	A	Texas A&M	68 70					
74	H	Kansas	73 59									
167	H	Texas Tech	76 80									

Non-Div I Games:

TCU

Average RPI Win:	155	WON-LOST	WINNING	LAST 10	STRENGTH OF	OPP. STRENGTH	TEAM	ADJ.	CONF.	ADJ CONF.
Average RPI Loss:	62	RECORD	PCT. RANK	GAMES	SCHEDULE	OF SCHEDULE	RPI	RPI	RPI	RPI
DIV. I ONLY	12- 7	101	7-3	25	69	49	49	9	9	
DIV. I NON-CONF.	8- 5	117	3-2	18	68	54	54	8	8	
TOTALS	RPI 1-25	RPI 26-50	W-L RECORDS	RPI 51-100	RPI 101-150	RPI 150+				
12- 7	0- 3	0- 1	OVERALL	3- 1	2- 1	7- 1				
7- 3	0- 2	0- 1	HOME	2- 0	2- 0	3- 0				
5- 2	0- 0	0- 0	AWAY	1- 0	0- 1	4- 1				
0- 2	0- 1	0- 0	NEUTRAL	0- 1	0- 0	0- 0				
8- 5	0- 2	0- 1	NON-CONFERENCE	2- 1	2- 0	4- 1				
5- 2	0- 1	0- 1	HOME	1- 0	2- 0	2- 0				
3- 1	0- 0	0- 0	AWAY	1- 0	0- 0	2- 1				
0- 2	0- 1	0- 0	NEUTRAL	0- 1	0- 0	0- 0				
4- 2	0- 1	0- 0	CONFERENCE	1- 0	0- 1	3- 0				
2- 1	0- 1	0- 0	HOME	1- 0	0- 0	1- 0				
2- 1	0- 0	0- 0	AWAY	0- 0	0- 1	2- 0				
0- 0	0- 0	0- 0	NEUTRAL	0- 0	0- 0	0- 0				

RPI 1-25				RPI 26-50				Team's RPI: 49				RPI 51-100				RPI 101+			
RPI	S	Opponent	Score	RPI	S	Opponent	Score	RPI	S	Opponent	Score	RPI	S	Opponent	Score	RPI	S	Opponent	Score
1	H	South Carolina	71 78	30	H	FGCU	67 93	51	A	Bucknell	72 61	105	H	Duquesne	85 72				
4	H	UConn	54 83					57	N	North Carolina	58 71	123	H	Penn	76 72				
23	N	Creighton	59 69					86	H	South Fla.	69 66	148	A	Wichita St.	70 72				
								90	H	Villanova	74 69	158	A	Houston	61 58				
												171	A	Towson	74 59				
												173	A	Saint Joseph's	63 67				
												205	A	Tulsa	74 65				
												206	A	La Salle	72 69				
												210	H	SMU	85 62				
												214	H	Xavier	78 65				
												235	H	Fairfield	77 59				
LAST 10 Division I																			
123	H	Penn	76 72	205	A	Tulsa	74 65												
148	A	Wichita St.	70 72	206	A	La Salle	72 69												
86	H	South Fla.	69 66	30	H	FGCU	67 93												
210	H	SMU	85 62	90	H	Villanova	74 69												
158	A	Houston	61 58	1	H	South Carolina	71 78												

Non-Div I Games:

Temple

## Tennessee

Through Games Of Jan. 23, 2020

Average RPI Win:	211	WON-LOST	WINNING	LAST 10	STRENGTH OF	OPP. STRENGTH	TEAM	ADJ.	CONF.	ADJ CONF.
Average RPI Loss:	19	RECORD	PCT. RANK	GAMES	SCHEDULE	OF SCHEDULE	RPI	RPI	RPI	RPI
DIV. I ONLY	15- 4	33	7-3	194	70	58	58	4	4	
DIV. I NON-CONF.	10- 3	58	2-2	263	115	105	105	5	5	
TOTALS	RPI 1-25	RPI 26-50	W-L RECORDS	RPI 51-100	RPI 101-150	RPI 150+				
15- 4	0- 3	0- 1	OVERALL	2- 0	3- 0	10- 0				
10- 1	0- 0	0- 1	HOME	2- 0	1- 0	7- 0				
5- 3	0- 3	0- 0	AWAY	0- 0	2- 0	3- 0				
0- 0	0- 0	0- 0	NEUTRAL	0- 0	0- 0	0- 0				
10- 3	0- 2	0- 1	NON-CONFERENCE	0- 0	1- 0	9- 0				
7- 1	0- 0	0- 1	HOME	0- 0	0- 0	7- 0				
3- 2	0- 2	0- 0	AWAY	0- 0	1- 0	2- 0				
0- 0	0- 0	0- 0	NEUTRAL	0- 0	0- 0	0- 0				
5- 1	0- 1	0- 0	CONFERENCE	2- 0	2- 0	1- 0				
3- 0	0- 0	0- 0	HOME	2- 0	1- 0	0- 0				
2- 1	0- 1	0- 0	AWAY	0- 0	1- 0	1- 0				
0- 0	0- 0	0- 0	NEUTRAL	0- 0	0- 0	0- 0				

RPI 1-25				RPI 26-50				RPI 51-100				RPI 101+			
RPI	S	Opponent	Score	RPI	S	Opponent	Score	RPI	S	Opponent	Score	RPI	S	Opponent	Score
4	A	UConn	45 60	44	H	Texas	60 66	68	H	Georgia	73 56	122	A	Notre Dame	74 63
6	A	Stanford	51 78					69	H	Alabama	65 63	142	A	Florida	78 50
20	A	Kentucky	76 80									150	H	Missouri	77 66
												201	A	Portland St.	88 61
												211	H	Central Ark.	63 36
												234	A	ETSU	72 68
												237	H	Howard	88 38
												239	H	Stetson	73 46
												256	H	Colorado St.	79 41
												279	A	Ole Miss	84 28
												305	H	Ark.-Pine Bluff	92 51
												315	H	Air Force	81 54
												335	H	Tennessee St.	73 43
LAST 10 Division I															
4	A	UConn	45 60	20	A	Kentucky	76 80								
69	H	Alabama	65 63	150	H	Missouri	77 66								
142	A	Florida	78 50	237	H	Howard	88 38								
68	H	Georgia	73 56	201	A	Portland St.	88 61								
279	A	Ole Miss	84 28	6	A	Stanford	51 78								

Non-Div I Games:

Tennessee

■ Loss, 
 ■ Non-Conf, 
 ■ S Site, 
 ■ H Home 
 ■ A Away 
 N Neutral

## Tennessee St.

Through Games Of Jan. 23, 2020

Average RPI Win:	0	WON-LOST	WINNING	LAST 10	STRENGTH OF	OPP. STRENGTH	TEAM	ADJ.	CONF.	ADJ CONF.
Average RPI Loss:	187	RECORD	PCT. RANK	GAMES	SCHEDULE	OF SCHEDULE	RPI	RPI	RPI	RPI
DIV. I ONLY	0- 15	349	0-10	162	318	335	335	20	20	
DIV. I NON-CONF.	0- 8	338	0-3	72	306	314	314	24	24	
TOTALS	RPI 1-25	RPI 26-50	W-L RECORDS	RPI 51-100	RPI 101-150	RPI 150+				
0- 15	0- 0	0- 1	OVERALL	0- 3	0- 0	0- 11				
0- 9	0- 0	0- 0	HOME	0- 1	0- 0	0- 8				
0- 6	0- 0	0- 1	AWAY	0- 2	0- 0	0- 3				
0- 0	0- 0	0- 0	NEUTRAL	0- 0	0- 0	0- 0				
0- 8	0- 0	0- 1	NON-CONFERENCE	0- 2	0- 0	0- 5				
0- 5	0- 0	0- 0	HOME	0- 1	0- 0	0- 4				
0- 3	0- 0	0- 1	AWAY	0- 1	0- 0	0- 1				
0- 0	0- 0	0- 0	NEUTRAL	0- 0	0- 0	0- 0				
0- 7	0- 0	0- 0	CONFERENCE	0- 1	0- 0	0- 6				
0- 4	0- 0	0- 0	HOME	0- 0	0- 0	0- 4				
0- 3	0- 0	0- 0	AWAY	0- 1	0- 0	0- 2				
0- 0	0- 0	0- 0	NEUTRAL	0- 0	0- 0	0- 0				

RPI S	Opponent	Score	RPI S	Opponent	Score	RPI S	Opponent	Score	RPI S	Opponent	Score	Team's RPI: 335
43	A Arizona	42 77	58	A Tennessee	43 73	155	H Columbia	65 75	162	H North Ala.	63 88	
			65	H Vanderbilt	55 106	166	A Austin Peay	58 76	178	A Southeast Mo. St.	54 83	
			81	A UT Martin	71 88	231	H Eastern Ill.	52 73	251	H Lipscomb	64 74	
						254	A South Alabama	48 70	260	H Morehead St.	47 84	
						270	H Eastern Ky.	55 61	310	H Alcorn	57 62	
						325	H SIUE	63 76				
LAST 10 Division I												
166	A Austin Peay	58 76	325	H SIUE	63 76							
270	H Eastern Ky.	55 61	231	H Eastern Ill.	52 73							
260	H Morehead St.	47 84	155	H Columbia	65 75							
178	A Southeast Mo. St.	54 83	43	A Arizona	42 77							
81	A UT Martin	71 88	251	H Lipscomb	64 74							

Non-Div I Games: Wilberforce 83 65 Fisk 91 50

Tennessee St.

■ Loss, 
 ■ Non-Conf, 
 ■ S Site, 
 ■ Home 
 ■ A Away 
 N Neutral

## Tennessee Tech

Through Games Of Jan. 23, 2020

Average RPI Win:	261	WON-LOST	WINNING	LAST 10	STRENGTH OF	OPP. STRENGTH	TEAM	ADJ.	CONF.	ADJ CONF.
Average RPI Loss:	98	RECORD	PCT. RANK	GAMES	SCHEDULE	OF SCHEDULE	RPI	RPI	RPI	RPI
DIV. I ONLY	12- 4	49	9-1	340	165	145	145	20	20	
DIV. I NON-CONF.	5- 4	140	2-1	343	59	231	231	24	24	
TOTALS	RPI 1-25	RPI 26-50	W-L RECORDS	RPI 51-100	RPI 101-150	RPI 150+				
12- 4	0- 0	0- 0	OVERALL	0- 3	0- 0	12- 1				
5- 0	0- 0	0- 0	HOME	0- 0	0- 0	5- 0				
6- 3	0- 0	0- 0	AWAY	0- 3	0- 0	6- 0				
1- 1	0- 0	0- 0	NEUTRAL	0- 0	0- 0	1- 1				
5- 4	0- 0	0- 0	NON-CONFERENCE	0- 3	0- 0	5- 1				
2- 0	0- 0	0- 0	HOME	0- 0	0- 0	2- 0				
2- 3	0- 0	0- 0	AWAY	0- 3	0- 0	2- 0				
1- 1	0- 0	0- 0	NEUTRAL	0- 0	0- 0	1- 1				
7- 0	0- 0	0- 0	CONFERENCE	0- 0	0- 0	7- 0				
3- 0	0- 0	0- 0	HOME	0- 0	0- 0	3- 0				
4- 0	0- 0	0- 0	AWAY	0- 0	0- 0	4- 0				
0- 0	0- 0	0- 0	NEUTRAL	0- 0	0- 0	0- 0				

RPI 1-25			RPI 26-50			RPI 51-100			RPI 101+			Team's RPI: 145
RPI	S	Opponent	Score	RPI	S	Opponent	Score	RPI	S	Opponent	Score	
						59	A Middle Tenn.	58	64	165	A Samford	72 57
						65	A Vanderbilt	61	75	166	H Austin Peay	58 49
						72	A Southern Ill.	65	76	194	N Northern Ill.	74 82
										216	H Murray St.	77 72
										231	A Eastern Ill.	75 62
										251	H Lipscomb	78 58
										260	A Morehead St.	75 55
										260	H Morehead St.	82 75
										270	A Eastern Ky.	60 42
										313	N Detroit Mercy	69 47
										325	A SIUE	65 50
										330	A Western Caro.	62 58
										346	H La.-Monroe	75 68
LAST 10 Division I												
						260	H Morehead St.	82	75	260	A Morehead St.	75 55
						231	A Eastern Ill.	75	62	270	A Eastern Ky.	60 42
						325	A SIUE	65	50	251	H Lipscomb	78 58
						216	H Murray St.	77	72	330	A Western Caro.	62 58
						166	H Austin Peay	58	49	65	A Vanderbilt	61 75

Non-Div I Games: Tenn. Wesleyan 94 45 Cumberland (TN) 88 51

Tennessee Tech

Loss, Non-Conf, S Site, H Home A Away N Neutral

Average RPI Win:	172	WON-LOST	WINNING	LAST 10	STRENGTH OF	OPP. STRENGTH	TEAM	ADJ.	CONF.	ADJ CONF.
Average RPI Loss:	69	RECORD	PCT. RANK	GAMES	SCHEDULE	OF SCHEDULE	RPI	RPI	RPI	RPI
DIV. I ONLY	12- 6	70	8-2	31	116	44	44	3	3	
DIV. I NON-CONF.	8- 4	90	4-0	83	175	80	80	4	4	
TOTALS	RPI 1-25	RPI 26-50	W-L RECORDS	RPI 51-100	RPI 101-150	RPI 150+				
12- 6	1- 1	0- 3	OVERALL	4- 1	0- 0	7- 1				
8- 2	1- 0	0- 2	HOME	2- 0	0- 0	5- 0				
3- 3	0- 0	0- 1	AWAY	2- 1	0- 0	1- 1				
1- 1	0- 1	0- 0	NEUTRAL	0- 0	0- 0	1- 0				
8- 4	1- 1	0- 1	NON-CONFERENCE	2- 1	0- 0	5- 1				
6- 1	1- 0	0- 1	HOME	1- 0	0- 0	4- 0				
1- 2	0- 0	0- 0	AWAY	1- 1	0- 0	0- 1				
1- 1	0- 1	0- 0	NEUTRAL	0- 0	0- 0	1- 0				
4- 2	0- 0	0- 2	CONFERENCE	2- 0	0- 0	2- 0				
2- 1	0- 0	0- 1	HOME	1- 0	0- 0	1- 0				
2- 1	0- 0	0- 1	AWAY	1- 0	0- 0	1- 0				
0- 0	0- 0	0- 0	NEUTRAL	0- 0	0- 0	0- 0				

RPI 1-25				RPI 26-50				Team's RPI: 44	RPI 51-100				RPI 101+			
RPI	S	Opponent	Score	RPI	S	Opponent	Score		RPI	S	Opponent	Score	RPI	S	Opponent	Score
6	H	Stanford	69 64	26	H	TCU	63 65		58	A	Tennessee	66 60	167	H	Texas Tech	92 66
19	N	NC State	73 84	40	A	West Virginia	63 68		63	A	Iowa St.	81 75	176	A	Kansas St.	71 63
				43	H	Arizona	58 83		74	H	Kansas	85 77	200	A	Hawaii	60 73
									75	H	Ohio	73 60	230	N	North Texas	63 57
									86	A	South Fla.	57 64	244	H	Southern U.	93 39
													304	H	UTSA	84 53
													327	H	UTRGV	85 69
													337	H	Northwestern St.	91 49
LAST 10 Division I																
74	H	Kansas	85 77	26	H	TCU	63 65		337	H	Northwestern St.	91 49	6	H	Stanford	69 64
176	A	Kansas St.	71 63						75	H	Ohio	73 60	58	A	Tennessee	66 60
167	H	Texas Tech	92 66													
40	A	West Virginia	63 68													
63	A	Iowa St.	81 75													

Non-Div I Games:

Texas

■ Loss, 
 ■ Non-Conf, S Site, 
 ■ Home 
 ■ Away 
 N Neutral



Average RPI Win:	125	WON-LOST	WINNING	LAST 10	STRENGTH OF	OPP. STRENGTH	TEAM	ADJ.	CONF.	ADJ CONF.
Average RPI Loss:	21	RECORD	PCT. RANK	GAMES	SCHEDULE	OF SCHEDULE	RPI	RPI	RPI	RPI
DIV. I ONLY	16- 3	21	8-2	23	23	17	17	4	4	
DIV. I NON-CONF.	12- 1	9	4-0	57	15	9	9	5	5	
TOTALS	RPI 1-25	RPI 26-50	W-L RECORDS	RPI 51-100	RPI 101-150	RPI 150+				
16- 3	0- 3	5- 0	OVERALL	3- 0	2- 0	6- 0				
10- 1	0- 1	3- 0	HOME	0- 0	1- 0	6- 0				
4- 1	0- 1	1- 0	AWAY	3- 0	0- 0	0- 0				
2- 1	0- 1	1- 0	NEUTRAL	0- 0	1- 0	0- 0				
12- 1	0- 1	4- 0	NON-CONFERENCE	2- 0	1- 0	5- 0				
8- 0	0- 0	3- 0	HOME	0- 0	0- 0	5- 0				
2- 0	0- 0	0- 0	AWAY	2- 0	0- 0	0- 0				
2- 1	0- 1	1- 0	NEUTRAL	0- 0	1- 0	0- 0				
4- 2	0- 2	1- 0	CONFERENCE	1- 0	1- 0	1- 0				
2- 1	0- 1	0- 0	HOME	0- 0	1- 0	1- 0				
2- 1	0- 1	1- 0	AWAY	1- 0	0- 0	0- 0				
0- 0	0- 0	0- 0	NEUTRAL	0- 0	0- 0	0- 0				

RPI 1-25				RPI 26-50				RPI 51-100				RPI 101+			
RPI	S	Opponent	Score	RPI	S	Opponent	Score	RPI	S	Opponent	Score	RPI	S	Opponent	Score
18	N	Florida St.	58 80	26	H	TCU	70 68	69	A	Alabama	79 74	125	N	Montana St.	78 67
20	A	Kentucky	54 76	34	H	Oklahoma St.	74 62	85	A	Southern California	74 64	142	H	Florida	69 42
24	H	LSU	54 57	42	H	Duke	79 58	99	A	Rice	62 61	151	H	A&M-Corpus Christi	85 48
				46	N	Georgia Tech	60 48					158	H	Houston	72 43
				47	A	Arkansas	84 77					188	H	Little Rock	78 35
												211	H	Central Ark.	76 46
												279	H	Ole Miss	79 35
												301	H	Prairie View	80 38
LAST 10 Division I															
				69	A	Alabama	79 74	47	A	Arkansas	84 77				
				142	H	Florida	69 42	151	H	A&M-Corpus Christi	85 48				
				20	A	Kentucky	54 76	125	N	Montana St.	78 67				
				24	H	LSU	54 57	46	N	Georgia Tech	60 48				
				279	H	Ole Miss	79 35	158	H	Houston	72 43				

Non-Div I Games:

Texas A&amp;M

■ Loss, 
■ Non-Conf, S Site, 
■ Home 
■ Away 
N Neutral

## Texas Southern

Through Games Of Jan. 23, 2020

Average RPI Win:	228	WON-LOST	WINNING	LAST 10	STRENGTH OF	OPP. STRENGTH	TEAM	ADJ.	CONF.	ADJ CONF.
Average RPI Loss:	76	RECORD	PCT. RANK	GAMES	SCHEDULE	OF SCHEDULE	RPI	RPI	RPI	RPI
DIV. I ONLY	9- 7	143	7-3	136	125	96	96	31	31	
DIV. I NON-CONF.	5- 6	187	3-2	16	46	46	46	28	28	
TOTALS	RPI 1-25	RPI 26-50	W-L RECORDS	RPI 51-100	RPI 101-150	RPI 150+				
9- 7	0- 2	0- 1	OVERALL	1- 1	2- 2	6- 1				
4- 0	0- 0	0- 0	HOME	1- 0	0- 0	3- 0				
5- 5	0- 2	0- 1	AWAY	0- 1	2- 0	3- 1				
0- 2	0- 0	0- 0	NEUTRAL	0- 0	0- 2	0- 0				
5- 6	0- 2	0- 1	NON-CONFERENCE	1- 1	2- 2	2- 0				
1- 0	0- 0	0- 0	HOME	1- 0	0- 0	0- 0				
4- 4	0- 2	0- 1	AWAY	0- 1	2- 0	2- 0				
0- 2	0- 0	0- 0	NEUTRAL	0- 0	0- 2	0- 0				
4- 1	0- 0	0- 0	CONFERENCE	0- 0	0- 0	4- 1				
3- 0	0- 0	0- 0	HOME	0- 0	0- 0	3- 0				
1- 1	0- 0	0- 0	AWAY	0- 0	0- 0	1- 1				
0- 0	0- 0	0- 0	NEUTRAL	0- 0	0- 0	0- 0				

RPI 1-25				RPI 26-50				RPI 51-100				Team's RPI: 96	RPI 101+			
RPI	S	Opponent	Score	RPI	S	Opponent	Score	RPI	S	Opponent	Score		RPI	S	Opponent	Score
7	A	Oregon	63 99	50	A	Colorado	50 74	63	A	Iowa St.	59 79		104	A	UT Arlington	74 63
10	A	Gonzaga	45 80					99	H	Rice	63 56		113	N	Utah	52 61
													126	A	Tulane	72 62
													132	N	UAB	68 84
													159	A	Jackson St.	79 81
													200	A	Hawaii	74 57
													244	H	Southern U.	61 56
													301	H	Prairie View	88 65
													310	H	Alcorn	105 70
													327	A	UTRGV	71 44
													339	A	Grambling	89 85
LAST 10 Division I																
339	A	Grambling	89 85	104	A	UT Arlington	74 63									
159	A	Jackson St.	79 81	132	N	UAB	68 84									
301	H	Prairie View	88 65	126	A	Tulane	72 62									
310	H	Alcorn	105 70	10	A	Gonzaga	45 80									
244	H	Southern U.	61 56	99	H	Rice	63 56									

Non-Div I Games:

Texas Southern

■ Loss, 
 ■ Non-Conf, 
 ■ S Site, 
 ■ H Home 
 ■ A Away 
 N Neutral

Average RPI Win:	212	WON-LOST	WINNING	LAST 10	STRENGTH OF	OPP. STRENGTH	TEAM	ADJ.	CONF.	ADJ CONF.
Average RPI Loss:	179	RECORD	PCT. RANK	GAMES	SCHEDULE	OF SCHEDULE	RPI	RPI	RPI	RPI
DIV. I ONLY	5- 11	269	1-9	210	268	283	283	22	22	
DIV. I NON-CONF.	5- 4	140	1-2	198	247	136	136	21	21	
TOTALS	RPI 1-25	RPI 26-50	W-L RECORDS	RPI 51-100	RPI 101-150	RPI 150+				
5- 11	0- 0	0- 1	OVERALL	0- 2	1- 2	4- 6				
4- 4	0- 0	0- 0	HOME	0- 0	1- 1	3- 3				
1- 7	0- 0	0- 1	AWAY	0- 2	0- 1	1- 3				
0- 0	0- 0	0- 0	NEUTRAL	0- 0	0- 0	0- 0				
5- 4	0- 0	0- 1	NON-CONFERENCE	0- 1	1- 0	4- 2				
4- 0	0- 0	0- 0	HOME	0- 0	1- 0	3- 0				
1- 4	0- 0	0- 1	AWAY	0- 1	0- 0	1- 2				
0- 0	0- 0	0- 0	NEUTRAL	0- 0	0- 0	0- 0				
0- 7	0- 0	0- 0	CONFERENCE	0- 1	0- 2	0- 4				
0- 4	0- 0	0- 0	HOME	0- 0	0- 1	0- 3				
0- 3	0- 0	0- 0	AWAY	0- 1	0- 1	0- 1				
0- 0	0- 0	0- 0	NEUTRAL	0- 0	0- 0	0- 0				

RPI 1-25				RPI 26-50				RPI 51-100				RPI 101+				Team's RPI: 283	
RPI	S	Opponent	Score	RPI	S	Opponent	Score	RPI	S	Opponent	Score	RPI	S	Opponent	Score		
				26	A	TCU	52 79	70	A	Troy	50 84	101	A	Coastal Caro.	67 75		
								74	A	Kansas	48 68	131	H	Louisiana	67 73		
												140	H	New Orleans	51 49		
												151	H	A&M-Corpus Christi	57 48		
												153	A	Dartmouth	61 51		
												188	H	Little Rock	66 78		
												241	H	Arkansas St.	53 56		
												257	A	Oral Roberts	57 63		
												266	A	Appalachian St.	65 73		
												268	A	Morgan St.	62 72		
												304	H	UTSA	74 69		
												310	H	Alcorn	67 59		
												346	H	La.-Monroe	55 58		
LAST 10 Division I																	
				70	A	Troy	50 84	241	H	Arkansas St.	53 56						
				131	H	Louisiana	67 73	188	H	Little Rock	66 78						
				346	H	La.-Monroe	55 58	310	H	Alcorn	67 59						
				266	A	Appalachian St.	65 73	26	A	TCU	52 79						
				101	A	Coastal Caro.	67 75	268	A	Morgan St.	62 72						

Non-Div I Games: Texas Lutheran 72 31 Tex. Permian Basin 83 45

Texas St.

Average RPI Win:	249	WON-LOST	WINNING	LAST 10	STRENGTH OF	OPP. STRENGTH	TEAM	ADJ.	CONF.	ADJ CONF.
Average RPI Loss:	89	RECORD	PCT. RANK	GAMES	SCHEDULE	OF SCHEDULE	RPI	RPI	RPI	RPI
DIV. I ONLY	13- 4	42	6-4	323	161	167	167	3	3	
DIV. I NON-CONF.	11- 0	1	4-0	351	340	172	172	4	4	
TOTALS	RPI 1-25	RPI 26-50	W-L RECORDS	RPI 51-100	RPI 101-150	RPI 150+				
13- 4	0- 0	2- 1	OVERALL	0- 2	1- 0	10- 1				
10- 2	0- 0	1- 0	HOME	0- 1	0- 0	9- 1				
2- 2	0- 0	1- 1	AWAY	0- 1	1- 0	0- 0				
1- 0	0- 0	0- 0	NEUTRAL	0- 0	0- 0	1- 0				
11- 0	0- 0	0- 0	NON-CONFERENCE	0- 0	1- 0	10- 0				
9- 0	0- 0	0- 0	HOME	0- 0	0- 0	9- 0				
1- 0	0- 0	0- 0	AWAY	0- 0	1- 0	0- 0				
1- 0	0- 0	0- 0	NEUTRAL	0- 0	0- 0	1- 0				
2- 4	0- 0	2- 1	CONFERENCE	0- 2	0- 0	0- 1				
1- 2	0- 0	1- 0	HOME	0- 1	0- 0	0- 1				
1- 2	0- 0	1- 1	AWAY	0- 1	0- 0	0- 0				
0- 0	0- 0	0- 0	NEUTRAL	0- 0	0- 0	0- 0				

RPI 1-25				RPI 26-50				RPI 51-100				RPI 101+				Team's RPI: 167	
RPI	S	Opponent	Score	RPI	S	Opponent	Score	RPI	S	Opponent	Score	RPI	S	Opponent	Score		
				26	A	TCU	80 76	63	H	Iowa St.	66 96	146	A	San Diego	64 60		
				32	H	Oklahoma	89 84	74	A	Kansas	50 67	160	H	Sam Houston St.	99 57		
				44	A	Texas	66 92					176	H	Kansas St.	72 76		
												279	H	Ole Miss	84 48		
												301	H	Prairie View	82 48		
												304	H	UTSA	115 58		
												305	H	Ark.-Pine Bluff	81 55		
												316	H	Houston Baptist	59 51		
												331	N	Purdue Fort Wayne	82 48		
												337	H	Northwestern St.	79 49		
												346	H	La.-Monroe	83 38		
												350	H	Florida A&M	98 60		
LAST 10 Division I																	
				32	H	Oklahoma	89 84	63	H	Iowa St.	66 96						
				74	A	Kansas	50 67	304	H	UTSA	115 58						
				44	A	Texas	66 92	346	H	La.-Monroe	83 38						
				176	H	Kansas St.	72 76	305	H	Ark.-Pine Bluff	81 55						
				26	A	TCU	80 76	301	H	Prairie View	82 48						

Non-Div I Games:

Texas Tech

■ Loss, 
 ■ Non-Conf, S Site, 
 ■ Home 
 ■ Away 
 N Neutral

RPI 1-25				RPI 26-50				RPI 51-100				RPI 101+				Team's RPI: 161	
RPI	S	Opponent	Score	RPI	S	Opponent	Score	RPI	S	Opponent	Score	RPI	S	Opponent	Score		
								70	N	Troy	64 71	105	A	Duquesne	74 79		
								78	H	Belmont	53 48	117	N	Pacific	66 65		
								80	H	Buffalo	71 59	122	A	Notre Dame	51 54		
								87	H	Dayton	42 60	141	A	Western Mich.	72 84		
												164	H	Memphis	76 83		
												183	H	Valparaiso	54 61		
												193	H	Akron	65 61		
												194	A	Northern Ill.	63 51		
												197	H	Bowling Green	79 72		
												313	A	Detroit Mercy	82 64		
												317	A	Georgia St.	74 48		
												329	H	Canisius	83 65		
LAST 10 Division I																	
				197	H	Bowling Green	79 72	329	H	Canisius	83 65						
				193	H	Akron	65 61	117	N	Pacific	66 65						
				194	A	Northern Ill.	63 51	70	N	Troy	64 71						
				80	H	Buffalo	71 59	313	A	Detroit Mercy	82 64						
				141	A	Western Mich.	72 84	105	A	Duquesne	74 79						

**Non-Div I Games:**

Average RPI Win:	200	WON-LOST	WINNING	LAST 10	STRENGTH OF	OPP. STRENGTH	TEAM	ADJ.	CONF.	ADJ CONF.
Average RPI Loss:	121	RECORD	PCT. RANK	GAMES	SCHEDULE	OF SCHEDULE	RPI	RPI	RPI	RPI
DIV. I ONLY	7- 8	197	5-5	109	100	171	171	14	14	
DIV. I NON-CONF.	4- 6	212	2-3	156	47	216	216	14	14	
TOTALS	RPI 1-25	RPI 26-50	W-L RECORDS	RPI 51-100	RPI 101-150	RPI 150+				
7- 8	0- 1	1- 2	OVERALL	0- 0	0- 2	6- 3				
4- 4	0- 0	1- 1	HOME	0- 0	0- 1	3- 2				
2- 3	0- 0	0- 1	AWAY	0- 0	0- 1	2- 1				
1- 1	0- 1	0- 0	NEUTRAL	0- 0	0- 0	1- 0				
4- 6	0- 1	0- 2	NON-CONFERENCE	0- 0	0- 1	4- 2				
3- 2	0- 0	0- 1	HOME	0- 0	0- 0	3- 1				
0- 3	0- 0	0- 1	AWAY	0- 0	0- 1	0- 1				
1- 1	0- 1	0- 0	NEUTRAL	0- 0	0- 0	1- 0				
3- 2	0- 0	1- 0	CONFERENCE	0- 0	0- 1	2- 1				
1- 2	0- 0	1- 0	HOME	0- 0	0- 1	0- 1				
2- 0	0- 0	0- 0	AWAY	0- 0	0- 0	2- 0				
0- 0	0- 0	0- 0	NEUTRAL	0- 0	0- 0	0- 0				

RPI 1-25				RPI 26-50				RPI 51-100				RPI 101+ Team's RPI: 171			
RPI	S	Opponent	Score	RPI	S	Opponent	Score	RPI	S	Opponent	Score	RPI	S	Opponent	Score
5	N	Iowa	72 100	38	A	Rutgers	53 67					107	H	Elon	61 74
				39	H	James Madison	76 75					146	A	San Diego	67 81
				49	H	Temple	59 74					157	H	William & Mary	75 83
												189	H	Penn St.	67 73
												196	H	American	63 60
												207	N	Iona	75 58
												212	H	Mt. St. Mary's	73 57
												247	A	UNCW	62 41
												248	A	Col. of Charleston	79 62
												249	H	Marshall	59 56
												273	A	San Diego St.	72 80
LAST 10 Division I															
247	A	UNCW	62 41	249	H	Marshall	59 56								
248	A	Col. of Charleston	79 62	38	A	Rutgers	53 67								
39	H	James Madison	76 75	49	H	Temple	59 74								
157	H	William & Mary	75 83	207	N	Iona	75 58								
107	H	Elon	61 74	5	N	Iowa	72 100								

Non-Div I Games: Chestnut Hill 86 49

Towson

■ Loss, 
 ■ Non-Conf, 
 ■ S Site, 
 ■ H Home 
 ■ A Away 
 N Neutral

Average RPI Win:	228	WON-LOST	WINNING	LAST 10	STRENGTH OF	OPP. STRENGTH	TEAM	ADJ.	CONF.	ADJ CONF.
Average RPI Loss:	62	RECORD	PCT. RANK	GAMES	SCHEDULE	OF SCHEDULE	RPI	RPI	RPI	RPI
DIV. I ONLY	13- 3	29	9-1	230	200	70	70	22	22	
DIV. I NON-CONF.	7- 2	54	3-0	144	81	37	37	21	21	
TOTALS	RPI 1-25	RPI 26-50	W-L RECORDS	RPI 51-100	RPI 101-150	RPI 150+				
13- 3	0- 1	0- 1	OVERALL	0- 0	2- 1	11- 0				
5- 1	0- 0	0- 0	HOME	0- 0	1- 1	4- 0				
6- 2	0- 1	0- 1	AWAY	0- 0	0- 0	6- 0				
2- 0	0- 0	0- 0	NEUTRAL	0- 0	1- 0	1- 0				
7- 2	0- 1	0- 1	NON-CONFERENCE	0- 0	1- 0	6- 0				
2- 0	0- 0	0- 0	HOME	0- 0	0- 0	2- 0				
3- 2	0- 1	0- 1	AWAY	0- 0	0- 0	3- 0				
2- 0	0- 0	0- 0	NEUTRAL	0- 0	1- 0	1- 0				
6- 1	0- 0	0- 0	CONFERENCE	0- 0	1- 1	5- 0				
3- 1	0- 0	0- 0	HOME	0- 0	1- 1	2- 0				
3- 0	0- 0	0- 0	AWAY	0- 0	0- 0	3- 0				
0- 0	0- 0	0- 0	NEUTRAL	0- 0	0- 0	0- 0				

RPI 1-25				RPI 26-50				RPI 51-100				RPI 101+			
RPI	S	Opponent	Score	RPI	S	Opponent	Score	RPI	S	Opponent	Score	RPI	S	Opponent	Score
12	A	Mississippi St.	82 122	42	A	Duke	85 99					101	H	Coastal Caro.	84 77
												110	N	Kent St.	71 64
												131	H	Louisiana	73 79
												161	N	Toledo	71 64
												165	A	Samford	74 65
												180	A	Bethune-Cookman	68 62
												208	A	Chattanooga	90 51
												234	H	ETSU	79 61
												266	H	Appalachian St.	84 55
												283	H	Texas St.	84 50
												296	A	Ga. Southern	79 69
												298	H	Jacksonville St.	94 64
												317	A	Georgia St.	71 57
												346	A	La.-Monroe	72 65
LAST 10 Division I															
283	H	Texas St.	84 50	266	H	Appalachian St.	84 55								
317	A	Georgia St.	71 57	101	H	Coastal Caro.	84 77								
296	A	Ga. Southern	79 69	110	N	Kent St.	71 64								
131	H	Louisiana	73 79	161	N	Toledo	71 64								
346	A	La.-Monroe	72 65	208	A	Chattanooga	90 51								

Non-Div I Games: AUM 72 42 Fort Valley St. 101 52

Troy

Average RPI Win:	170	WON-LOST	WINNING	LAST 10	STRENGTH OF	OPP. STRENGTH	TEAM	ADJ.	CONF.	ADJ CONF.
Average RPI Loss:	88	RECORD	PCT. RANK	GAMES	SCHEDULE	OF SCHEDULE	RPI	RPI	RPI	RPI
DIV. I ONLY	11- 8	133	7-3	73	82	126	126	9	9	
DIV. I NON-CONF.	5- 8	221	1-3	84	72	190	190	8	8	
TOTALS	RPI 1-25	RPI 26-50	W-L RECORDS	RPI 51-100	RPI 101-150	RPI 150+				
11- 8	0- 1	0- 1	OVERALL	1- 5	3- 0	7- 1				
7- 6	0- 1	0- 1	HOME	1- 3	1- 0	5- 1				
4- 0	0- 0	0- 0	AWAY	0- 0	2- 0	2- 0				
0- 2	0- 0	0- 0	NEUTRAL	0- 2	0- 0	0- 0				
5- 8	0- 1	0- 1	NON-CONFERENCE	0- 5	1- 0	4- 1				
3- 6	0- 1	0- 1	HOME	0- 3	0- 0	3- 1				
2- 0	0- 0	0- 0	AWAY	0- 0	1- 0	1- 0				
0- 2	0- 0	0- 0	NEUTRAL	0- 2	0- 0	0- 0				
6- 0	0- 0	0- 0	CONFERENCE	1- 0	2- 0	3- 0				
4- 0	0- 0	0- 0	HOME	1- 0	1- 0	2- 0				
2- 0	0- 0	0- 0	AWAY	0- 0	1- 0	1- 0				
0- 0	0- 0	0- 0	NEUTRAL	0- 0	0- 0	0- 0				

RPI 1-25				RPI 26-50				RPI 51-100				RPI 101+ Team's RPI: 126			
RPI	S	Opponent	Score	RPI	S	Opponent	Score	RPI	S	Opponent	Score	RPI	S	Opponent	Score
24	H	LSU	54 59	50	H	Colorado	52 62	59	H	Middle Tenn.	62 64	106	A	Washington	64 62
								61	H	UCF	60 59	120	H	Cincinnati	64 59
								69	H	Alabama	56 66	148	A	Wichita St.	61 56
								71	N	Charlotte	56 60	159	H	Jackson St.	82 46
								84	N	Boston College	76 89	164	H	Memphis	59 55
								96	H	Texas Southern	62 72	190	A	Southern Miss.	62 58
												205	H	Tulsa	64 62
												210	A	SMU	67 66
												211	H	Central Ark.	65 38
												254	H	South Alabama	53 62
												296	H	Ga. Southern	56 40
LAST 10 Division I															
				61	H	UCF	60 59	148	A	Wichita St.	61 56				
				120	H	Cincinnati	64 59	296	H	Ga. Southern	56 40				
				210	A	SMU	67 66	50	H	Colorado	52 62				
				164	H	Memphis	59 55	96	H	Texas Southern	62 72				
				205	H	Tulsa	64 62	254	H	South Alabama	53 62				

Non-Div I Games:

Tulane



## Tulsa

Through Games Of Jan. 23, 2020

Average RPI Win:	252	WON-LOST	WINNING	LAST 10	STRENGTH OF	OPP. STRENGTH	TEAM	ADJ.	CONF.	ADJ CONF.
Average RPI Loss:	94	RECORD	PCT. RANK	GAMES	SCHEDULE	OF SCHEDULE	RPI	RPI	RPI	RPI
DIV. I ONLY	6- 13	267	3-7	76	94	205	205	9	9	
DIV. I NON-CONF.	5- 8	221	2-2	94	179	192	192	8	8	
TOTALS	RPI 1-25	RPI 26-50	W-L RECORDS	RPI 51-100	RPI 101-150	RPI 150+				
6- 13	0- 1	0- 5	OVERALL	0- 2	0- 3	6- 2				
5- 4	0- 0	0- 2	HOME	0- 1	0- 1	5- 0				
1- 7	0- 1	0- 1	AWAY	0- 1	0- 2	1- 2				
0- 2	0- 0	0- 2	NEUTRAL	0- 0	0- 0	0- 0				
5- 8	0- 0	0- 4	NON-CONFERENCE	0- 1	0- 1	5- 2				
4- 2	0- 0	0- 1	HOME	0- 0	0- 1	4- 0				
1- 4	0- 0	0- 1	AWAY	0- 1	0- 0	1- 2				
0- 2	0- 0	0- 2	NEUTRAL	0- 0	0- 0	0- 0				
1- 5	0- 1	0- 1	CONFERENCE	0- 1	0- 2	1- 0				
1- 2	0- 0	0- 1	HOME	0- 1	0- 0	1- 0				
0- 3	0- 1	0- 0	AWAY	0- 0	0- 2	0- 0				
0- 0	0- 0	0- 0	NEUTRAL	0- 0	0- 0	0- 0				

RPI	S	Opponent	Score	RPI	S	Opponent	Score	RPI	S	Opponent	Score	RPI	S	Opponent	Score	Team's RPI: 205
4	A	UConn	34 92	31	N	Western Ky.	63 76	86	H	South Fla.	52 68	126	A	Tulane	62 64	
				34	H	Oklahoma St.	48 78	88	A	Abilene Christian	63 73	148	A	Wichita St.	46 57	
				36	N	Marquette	60 61					149	H	SFA	63 67	
				47	A	Arkansas	41 91					188	A	Little Rock	51 63	
				49	H	Temple	65 74					218	A	UTEP	58 51	
												239	A	Stetson	60 66	
												241	H	Arkansas St.	79 77	
												256	H	Colorado St.	61 55	
												257	H	Oral Roberts	67 65	
												259	H	LMU (CA)	75 56	
												282	H	East Carolina	58 56	
LAST 10 Division I																
				282	H	East Carolina	58 56	49	H	Temple	65 74					
				4	A	UConn	34 92	218	A	UTEP	58 51					
				148	A	Wichita St.	46 57	256	H	Colorado St.	61 55					
				86	H	South Fla.	52 68	239	A	Stetson	60 66					
				126	A	Tulane	62 64	47	A	Arkansas	41 91					

Non-Div I Games:

Tulsa

■ Loss, 
 ■ Non-Conf, 
 ■ S Site, 
 ■ H Home 
 ■ A Away 
 N Neutral

Average RPI Win:	200	WON-LOST	WINNING	LAST 10	STRENGTH OF	OPP. STRENGTH	TEAM	ADJ.	CONF.	ADJ CONF.
Average RPI Loss:	100	RECORD	PCT. RANK	GAMES	SCHEDULE	OF SCHEDULE	RPI	RPI	RPI	RPI
DIV. I ONLY	10- 7	121	6-4	146	117	132	132	13	13	
DIV. I NON-CONF.	6- 4	123	2-1	196	108	137	137	13	13	
TOTALS	RPI 1-25	RPI 26-50	W-L RECORDS	RPI 51-100	RPI 101-150	RPI 150+				
10- 7	0- 0	1- 3	OVERALL	1- 2	1- 0	7- 2				
7- 2	0- 0	1- 0	HOME	0- 2	1- 0	5- 0				
2- 4	0- 0	0- 2	AWAY	0- 0	0- 0	2- 2				
1- 1	0- 0	0- 1	NEUTRAL	1- 0	0- 0	0- 0				
6- 4	0- 0	0- 2	NON-CONFERENCE	1- 1	1- 0	4- 1				
4- 1	0- 0	0- 0	HOME	0- 1	1- 0	3- 0				
1- 2	0- 0	0- 1	AWAY	0- 0	0- 0	1- 1				
1- 1	0- 0	0- 1	NEUTRAL	1- 0	0- 0	0- 0				
4- 3	0- 0	1- 1	CONFERENCE	0- 1	0- 0	3- 1				
3- 1	0- 0	1- 0	HOME	0- 1	0- 0	2- 0				
1- 2	0- 0	0- 1	AWAY	0- 0	0- 0	1- 1				
0- 0	0- 0	0- 0	NEUTRAL	0- 0	0- 0	0- 0				

RPI	S	Opponent	Score	RPI	S	Opponent	Score	RPI	S	Opponent	Score	RPI	S	Opponent	Score	Team's RPI: 132
31	A	Western Ky.	65 69	71	H	Charlotte	75 83	147	H	Auburn	80 75	164	A	Memphis	52 77	
32	A	Oklahoma	75 82	96	N	Texas Southern	84 68	165	H	Samford	76 69	175	H	Fla. Atlantic	92 73	
37	H	Old Dominion	76 65	100	H	Boise St.	81 83	190	A	Southern Miss.	74 68	249	A	Marshall	56 61	
50	N	Colorado	69 77					254	H	South Alabama	77 61	300	H	FIU	71 58	
								310	A	Alcorn	86 65	324	H	McNeese	97 70	
LAST 10 Division I																
190	A	Southern Miss.	74 68	37	H	Old Dominion	76 65									
175	H	Fla. Atlantic	92 73	71	H	Charlotte	75 83									
300	H	FIU	71 58	96	N	Texas Southern	84 68									
249	A	Marshall	56 61	50	N	Colorado	69 77									
31	A	Western Ky.	65 69	310	A	Alcorn	86 65									

Non-Div I Games: Ala.-Huntsville 74 57 Tuskegee 103 60

UAB

Loss, Non-Conf, S Site, H Home A Away N Neutral

Average RPI Win:	244	WON-LOST	WINNING	LAST 10	STRENGTH OF	OPP. STRENGTH	TEAM	ADJ.	CONF.	ADJ CONF.
Average RPI Loss:	148	RECORD	PCT. RANK	GAMES	SCHEDULE	OF SCHEDULE	RPI	RPI	RPI	RPI
DIV. I ONLY	7- 9	207	5-5	200	186	203	203	27	27	
DIV. I NON-CONF.	4- 8	235	2-4	153	180	229	229	26	26	
TOTALS	RPI 1-25	RPI 26-50	W-L RECORDS	RPI 51-100	RPI 101-150	RPI 150+				
7- 9	0- 1	0- 0	OVERALL	0- 2	0- 1	7- 5				
5- 2	0- 0	0- 0	HOME	0- 0	0- 0	5- 2				
2- 7	0- 1	0- 0	AWAY	0- 2	0- 1	2- 3				
0- 0	0- 0	0- 0	NEUTRAL	0- 0	0- 0	0- 0				
4- 8	0- 1	0- 0	NON-CONFERENCE	0- 2	0- 1	4- 4				
3- 2	0- 0	0- 0	HOME	0- 0	0- 0	3- 2				
1- 6	0- 1	0- 0	AWAY	0- 2	0- 1	1- 2				
0- 0	0- 0	0- 0	NEUTRAL	0- 0	0- 0	0- 0				
3- 1	0- 0	0- 0	CONFERENCE	0- 0	0- 0	3- 1				
2- 0	0- 0	0- 0	HOME	0- 0	0- 0	2- 0				
1- 1	0- 0	0- 0	AWAY	0- 0	0- 0	1- 1				
0- 0	0- 0	0- 0	NEUTRAL	0- 0	0- 0	0- 0				

RPI 1-25				RPI 26-50				RPI 51-100				RPI 101+ Team's RPI: 203			
RPI	S	Opponent	Score	RPI	S	Opponent	Score	RPI	S	Opponent	Score	RPI	S	Opponent	Score
6	A	Stanford	55 67					67	A	Minnesota	67 76	125	A	Montana St.	65 77
								89	A	Fresno St.	65 73	169	A	Saint Mary's (CA)	74 83
												170	H	Santa Clara	61 62
												200	H	Hawaii	62 49
												201	H	Portland St.	70 76
												202	A	Northern Ariz.	71 61
												209	H	Boston U.	75 68
												226	H	San Francisco	79 67
												240	A	Pepperdine	67 70
												261	A	UC Riverside	70 75
												265	H	Long Beach St.	57 55
												289	A	UC Santa Barbara	56 46
												318	H	Sacramento St.	77 75
LAST 10 Division I															
289	A	UC Santa Barbara	56 46	240	A	Pepperdine	67 70								
265	H	Long Beach St.	57 55	67	A	Minnesota	67 76								
200	H	Hawaii	62 49	202	A	Northern Ariz.	71 61								
261	A	UC Riverside	70 75	209	H	Boston U.	75 68								
6	A	Stanford	55 67	201	H	Portland St.	70 76								

Non-Div I Games: William Jessup 96 32

UC Davis

■ Loss, 
 ■ Non-Conf, 
 ■ S Site, 
 ■ H Home 
 ■ A Away 
 N Neutral

Average RPI Win:	232	WON-LOST	WINNING	LAST 10	STRENGTH OF	OPP. STRENGTH	TEAM	ADJ.	CONF.	ADJ CONF.
Average RPI Loss:	178	RECORD	PCT. RANK	GAMES	SCHEDULE	OF SCHEDULE	RPI	RPI	RPI	RPI
DIV. I ONLY	4- 13	300	1-9	181	219	286	286	27	27	
DIV. I NON-CONF.	3- 10	282	0-6	104	182	254	254	26	26	
TOTALS	RPI 1-25	RPI 26-50	W-L RECORDS	RPI 51-100	RPI 101-150	RPI 150+				
4- 13	0- 1	0- 0	OVERALL	0- 3	1- 0	3- 9				
2- 3	0- 0	0- 0	HOME	0- 0	1- 0	1- 3				
1- 6	0- 1	0- 0	AWAY	0- 1	0- 0	1- 4				
1- 4	0- 0	0- 0	NEUTRAL	0- 2	0- 0	1- 2				
3- 10	0- 1	0- 0	NON-CONFERENCE	0- 3	1- 0	2- 6				
2- 1	0- 0	0- 0	HOME	0- 0	1- 0	1- 1				
0- 5	0- 1	0- 0	AWAY	0- 1	0- 0	0- 3				
1- 4	0- 0	0- 0	NEUTRAL	0- 2	0- 0	1- 2				
1- 3	0- 0	0- 0	CONFERENCE	0- 0	0- 0	1- 3				
0- 2	0- 0	0- 0	HOME	0- 0	0- 0	0- 2				
1- 1	0- 0	0- 0	AWAY	0- 0	0- 0	1- 1				
0- 0	0- 0	0- 0	NEUTRAL	0- 0	0- 0	0- 0				

RPI 1-25				RPI 26-50				RPI 51-100				RPI 101+ Team's RPI: 286			
RPI	S	Opponent	Score	RPI	S	Opponent	Score	RPI	S	Opponent	Score	RPI	S	Opponent	Score
9	A	Oregon St.	57 86					65	N	Vanderbilt	63 76	136	H	San Jose St.	79 77
								73	A	Washington St.	59 87	162	N	North Ala.	60 88
								94	N	Davidson	72 78	190	A	Southern Utah	68 82
												201	H	Portland St.	61 70
												201	N	Portland St.	83 75
												210	A	SMU	56 59
												226	N	San Francisco	61 68
												250	A	CSUN	62 70
												250	H	CSUN	51 56
												259	H	LMU (CA)	80 65
												289	H	UC Santa Barbara	61 65
												293	A	Denver	75 83
												332	A	Cal Poly	68 57
LAST 10 Division I															
250	H	CSUN	51 56	226	N	San Francisco	61 68								
332	A	Cal Poly	68 57	65	N	Vanderbilt	63 76								
289	H	UC Santa Barbara	61 65	73	A	Washington St.	59 87								
250	A	CSUN	62 70	190	A	Southern Utah	68 82								
210	A	SMU	56 59	201	H	Portland St.	61 70								

Non-Div I Games: Westcliff 93 41

UC Irvine

■ Loss, 
 ■ Non-Conf, 
 ■ S Site, 
 ■ Home 
 ■ A Away 
 N Neutral

## UC Riverside

Through Games Of Jan. 23, 2020

Average RPI Win:	258	WON-LOST	WINNING	LAST 10	STRENGTH OF	OPP. STRENGTH	TEAM	ADJ.	CONF.	ADJ CONF.
Average RPI Loss:	170	RECORD	PCT. RANK	GAMES	SCHEDULE	OF SCHEDULE	RPI	RPI	RPI	RPI
DIV. I ONLY	6- 12	263	4-6	228	194	261	261	27	27	
DIV. I NON-CONF.	4- 10	259	2-4	161	202	249	249	26	26	
TOTALS	RPI 1-25	RPI 26-50	W-L RECORDS	RPI 51-100	RPI 101-150	RPI 150+				
6- 12	0- 1	0- 1	OVERALL	0- 1	1- 2	5- 7				
5- 2	0- 0	0- 0	HOME	0- 1	1- 0	4- 1				
1- 10	0- 1	0- 1	AWAY	0- 0	0- 2	1- 6				
0- 0	0- 0	0- 0	NEUTRAL	0- 0	0- 0	0- 0				
4- 10	0- 1	0- 1	NON-CONFERENCE	0- 1	1- 2	3- 5				
3- 2	0- 0	0- 0	HOME	0- 1	1- 0	2- 1				
1- 8	0- 1	0- 1	AWAY	0- 0	0- 2	1- 4				
0- 0	0- 0	0- 0	NEUTRAL	0- 0	0- 0	0- 0				
2- 2	0- 0	0- 0	CONFERENCE	0- 0	0- 0	2- 2				
2- 0	0- 0	0- 0	HOME	0- 0	0- 0	2- 0				
0- 2	0- 0	0- 0	AWAY	0- 0	0- 0	0- 2				
0- 0	0- 0	0- 0	NEUTRAL	0- 0	0- 0	0- 0				

RPI 1-25				RPI 26-50				RPI 51-100				RPI 101+ Team's RPI: 261			
RPI	S	Opponent	Score	RPI	S	Opponent	Score	RPI	S	Opponent	Score	RPI	S	Opponent	Score
7	A	Oregon	41 84	43	A	Arizona	27 70	85	H	Southern California	59 76	103	A	California	61 84
												121	A	VCU	51 67
												129	H	CSU Bakersfield	53 52
												182	A	New Mexico	70 80
												190	A	Southern Utah	68 79
												200	A	Hawaii	57 80
												203	H	UC Davis	75 70
												218	A	UTEP	50 63
												256	A	Colorado St.	40 52
												289	H	UC Santa Barbara	66 61
												295	H	California Baptist	80 64
												303	H	Weber St.	54 64
												309	A	New Mexico St.	60 58
												320	H	Utah Valley	67 53
												332	A	Cal Poly	70 75
LAST 10 Division I															
332	A	Cal Poly	70 75	121	A	VCU	51 67								
289	H	UC Santa Barbara	66 61	190	A	Southern Utah	68 79								
200	A	Hawaii	57 80	7	A	Oregon	41 84								
203	H	UC Davis	75 70	295	H	California Baptist	80 64								
129	H	CSU Bakersfield	53 52	256	A	Colorado St.	40 52								

Non-Div I Games:

UC Riverside

■ Loss, 
 ■ Non-Conf, 
 ■ S Site, 
 ■ H Home 
 ■ A Away 
 N Neutral

Average RPI Win:	274	WON-LOST	WINNING	LAST 10	STRENGTH OF	OPP. STRENGTH	TEAM	ADJ.	CONF.	ADJ CONF.
Average RPI Loss:	181	RECORD	PCT. RANK	GAMES	SCHEDULE	OF SCHEDULE	RPI	RPI	RPI	RPI
DIV. I ONLY	6- 11	255	3-7	258	300	289	289	27	27	
DIV. I NON-CONF.	4- 8	235	1-4	180	300	269	269	26	26	
TOTALS	RPI 1-25	RPI 26-50	W-L RECORDS	RPI 51-100	RPI 101-150	RPI 150+				
6- 11	0- 0	0- 1	OVERALL	1- 0	0- 4	5- 6				
4- 4	0- 0	0- 0	HOME	1- 0	0- 2	3- 2				
1- 6	0- 0	0- 1	AWAY	0- 0	0- 1	1- 4				
1- 1	0- 0	0- 0	NEUTRAL	0- 0	0- 1	1- 0				
4- 8	0- 0	0- 1	NON-CONFERENCE	1- 0	0- 4	3- 3				
3- 2	0- 0	0- 0	HOME	1- 0	0- 2	2- 0				
0- 5	0- 0	0- 1	AWAY	0- 0	0- 1	0- 3				
1- 1	0- 0	0- 0	NEUTRAL	0- 0	0- 1	1- 0				
2- 3	0- 0	0- 0	CONFERENCE	0- 0	0- 0	2- 3				
1- 2	0- 0	0- 0	HOME	0- 0	0- 0	1- 2				
1- 1	0- 0	0- 0	AWAY	0- 0	0- 0	1- 1				
0- 0	0- 0	0- 0	NEUTRAL	0- 0	0- 0	0- 0				

RPI S	Opponent	Score	RPI S	Opponent	Score	RPI S	Opponent	Score	RPI S	Opponent	Score	Team's RPI: 289
43	A Arizona	42 61	85	H Southern California	57 46	117	H Pacific	53 63	129	A CSU Bakersfield	62 66	
						136	H San Jose St.	70 73	149	N SFA	56 67	
						169	A Saint Mary's (CA)	43 64	203	H UC Davis	46 56	
						222	H Cal St. Fullerton	68 70	261	A UC Riverside	61 66	
						262	A Grand Canyon	57 58	273	H San Diego St.	64 52	
						286	A UC Irvine	65 61	295	A California Baptist	81 85	
						320	H Utah Valley	59 51	332	H Cal Poly	52 50	
						347	N Chicago St.	96 65				
LAST 10 Division I												
203	H UC Davis	46 56	43	A Arizona	42 61							
261	A UC Riverside	61 66	262	A Grand Canyon	57 58							
286	A UC Irvine	65 61	129	A CSU Bakersfield	62 66							
332	H Cal Poly	52 50	117	H Pacific	53 63							
222	H Cal St. Fullerton	68 70	347	N Chicago St.	96 65							

Non-Div I Games: Ottawa (AZ) 72 57

UC Santa Barbara

■ Loss, 
 ■ Non-Conf, 
 ■ S Site, 
 ■ H Home 
 ■ A Away 
 N Neutral

UCF				STRENGTH OF SCHEDULE	OPP. STRENGTH OF SCHEDULE	TEAM RPI	ADJ. RPI	CONF. RPI	ADJ CONF. RPI
Average RPI Win:	184	WON-LOST RECORD	WINNING PCT. RANK						
Average RPI Loss:	58		LAST 10 GAMES						
DIV. I ONLY	10- 7	121	6-4	34	85	61	61	9	9
DIV. I NON-CONF.	8- 4	90	4-1	36	124	56	56	8	8
-----									
TOTALS	RPI 1-25	RPI 26-50	W-L RECORDS	RPI 51-100	RPI 101-150	RPI 150+			
10- 7	1- 2	0- 2	OVERALL	1- 1	2- 2	6- 0			
8- 1	1- 1	0- 0	HOME	0- 0	1- 0	6- 0			
2- 4	0- 0	0- 1	AWAY	1- 1	1- 2	0- 0			
0- 2	0- 1	0- 1	NEUTRAL	0- 0	0- 0	0- 0			
8- 4	1- 1	0- 2	NON-CONFERENCE	0- 1	2- 0	5- 0			
7- 0	1- 0	0- 0	HOME	0- 0	1- 0	5- 0			
1- 2	0- 0	0- 1	AWAY	0- 1	1- 0	0- 0			
0- 2	0- 1	0- 1	NEUTRAL	0- 0	0- 0	0- 0			
2- 3	0- 1	0- 0	CONFERENCE	1- 0	0- 2	1- 0			
1- 1	0- 1	0- 0	HOME	0- 0	0- 0	1- 0			
1- 2	0- 0	0- 0	AWAY	1- 0	0- 2	0- 0			
0- 0	0- 0	0- 0	NEUTRAL	0- 0	0- 0	0- 0			

RPI 1-25				RPI 26-50				RPI 51-100 Team's RPI: 61				RPI 101+			
RPI	S	Opponent	Score	RPI	S	Opponent	Score	RPI	S	Opponent	Score	RPI	S	Opponent	Score
4	H	UConn	52 59	30	A	FGCU	50 72	78	A	Belmont	37 72	120	A	Cincinnati	64 81
8	N	UCLA	56 61	39	N	James Madison	43 46	86	A	South Fla.	64 57	126	A	Tulane	59 60
22	H	Central Mich.	64 58									144	H	Wright St.	69 53
												149	A	SFA	63 57
												169	H	Saint Mary's (CA)	67 58
												198	H	Quinnipiac	80 58
												239	H	Stetson	66 40
												258	H	Delaware	75 49
												282	H	East Carolina	91 55
												297	H	Pittsburgh	74 58
-----															
LAST 10 Division I															
126	A	Tulane	59 60	22	H	Central Mich.	64 58								
86	A	South Fla.	64 57	144	H	Wright St.	69 53								
4	H	UConn	52 59	169	H	Saint Mary's (CA)	67 58								
120	A	Cincinnati	64 81	198	H	Quinnipiac	80 58								
282	H	East Carolina	91 55	39	N	James Madison	43 46								

Non-Div I Games:

UCF

■ Loss, 
 ■ Non-Conf, 
 ■ S Site, 
 ■ H Home 
 ■ A Away 
 N Neutral

Average RPI Win:	121	WON-LOST	WINNING	LAST 10	STRENGTH OF	OPP. STRENGTH	TEAM	ADJ.	CONF.	ADJ CONF.
Average RPI Loss:	85	RECORD	PCT. RANK	GAMES	SCHEDULE	OF SCHEDULE	RPI	RPI	RPI	RPI
DIV. I ONLY	16- 1	7	9-1	43	36	8	8	1	1	
DIV. I NON-CONF.	11- 0	1	4-0	117	37	12	12	1	1	
TOTALS	RPI 1-25	RPI 26-50	W-L RECORDS	RPI 51-100	RPI 101-150	RPI 150+				
16- 1	1- 0	5- 0	OVERALL	3- 1	2- 0	5- 0				
9- 0	0- 0	3- 0	HOME	1- 0	1- 0	4- 0				
6- 1	1- 0	2- 0	AWAY	1- 1	1- 0	1- 0				
1- 0	0- 0	0- 0	NEUTRAL	1- 0	0- 0	0- 0				
11- 0	1- 0	2- 0	NON-CONFERENCE	2- 0	1- 0	5- 0				
6- 0	0- 0	1- 0	HOME	0- 0	1- 0	4- 0				
4- 0	1- 0	1- 0	AWAY	1- 0	0- 0	1- 0				
1- 0	0- 0	0- 0	NEUTRAL	1- 0	0- 0	0- 0				
5- 1	0- 0	3- 0	CONFERENCE	1- 1	1- 0	0- 0				
3- 0	0- 0	2- 0	HOME	1- 0	0- 0	0- 0				
2- 1	0- 0	1- 0	AWAY	0- 1	1- 0	0- 0				
0- 0	0- 0	0- 0	NEUTRAL	0- 0	0- 0	0- 0				

RPI 1-25				RPI 26-50				RPI 51-100				RPI 101+			
RPI	S	Opponent	Score	RPI	S	Opponent	Score	RPI	S	Opponent	Score	RPI	S	Opponent	Score
13	A	Indiana	68 58	27	H	Arizona St.	68 66	61	N	UCF	61 56	113	A	Utah	84 54
				33	A	Virginia	73 62	68	A	Georgia	59 50	117	H	Pacific	68 57
				43	H	Arizona	70 58	85	A	Southern California	68 70	199	H	Northern Colo.	92 58
				45	H	Yale	100 65	85	H	Southern California	83 59	250	A	CSUN	58 44
				50	A	Colorado	65 62					259	H	LMU (CA)	74 52
												265	H	Long Beach St.	86 51
												303	H	Weber St.	85 45
LAST 10 Division I															
				85	A	Southern California	68 70	85	H	Southern California	83 59				
				50	A	Colorado	65 62	13	A	Indiana	68 58				
				113	A	Utah	84 54	68	A	Georgia	59 50				
				43	H	Arizona	70 58	117	H	Pacific	68 57				
				27	H	Arizona St.	68 66	250	A	CSUN	58 44				

Non-Div I Games:

UCLA

■ Loss, 
 ■ Non-Conf, S Site, 
 ■ Home 
 ■ Away 
 N Neutral



Average RPI Loss: 11

Average RPI Win:	94	WON-LOST	WINNING	LAST 10	STRENGTH OF	OPP. STRENGTH	TEAM	ADJ.	CONF.	ADJ CONF.
Average RPI Loss:	11	RECORD	PCT. RANK	GAMES	SCHEDULE	OF SCHEDULE	RPI	RPI	RPI	RPI
DIV. I ONLY	17- 1	6	9-1	24	1	4	4	9	9	
DIV. I NON-CONF.	10- 1	19	3-1	8	1	1	1	8	8	
<hr/>										
TOTALS	RPI 1-25	RPI 26-50	W-L RECORDS	RPI 51-100	RPI 101-150	RPI 150+				
17- 1	1- 1	4- 0	OVERALL	5- 0	3- 0	4- 0				
7- 1	0- 1	1- 0	HOME	1- 0	3- 0	2- 0				
9- 0	1- 0	2- 0	AWAY	4- 0	0- 0	2- 0				
1- 0	0- 0	1- 0	NEUTRAL	0- 0	0- 0	0- 0				
10- 1	1- 1	3- 0	NON-CONFERENCE	4- 0	2- 0	0- 0				
4- 1	0- 1	1- 0	HOME	1- 0	2- 0	0- 0				
5- 0	1- 0	1- 0	AWAY	3- 0	0- 0	0- 0				
1- 0	0- 0	1- 0	NEUTRAL	0- 0	0- 0	0- 0				
7- 0	0- 0	1- 0	CONFERENCE	1- 0	1- 0	4- 0				
3- 0	0- 0	0- 0	HOME	0- 0	1- 0	2- 0				
4- 0	0- 0	1- 0	AWAY	1- 0	0- 0	2- 0				
0- 0	0- 0	0- 0	NEUTRAL	0- 0	0- 0	0- 0				

RPI 1-25				Team's RPI: 4		RPI 26-50				RPI 51-100				RPI 101+			
RPI	S	Opponent	Score	RPI	S	Opponent	Score	RPI	S	Opponent	Score	RPI	S	Opponent	Score		
11	H	Baylor	58 74	29	A	Ohio St.	73 62	56	A	Seton Hall	92 78	103	H	California	72 61		
14	A	DePaul	84 74	32	N	Oklahoma	97 53	58	H	Tennessee	60 45	122	H	Notre Dame	81 57		
				33	H	Virginia	83 44	61	A	UCF	59 52	148	H	Wichita St.	83 55		
				49	A	Temple	83 54	65	A	Vanderbilt	64 51	158	H	Houston	91 51		
								87	A	Dayton	75 37	164	A	Memphis	68 56		
												205	H	Tulsa	92 34		
												210	A	SMU	80 42		
LAST 10 Division I																	
58	H	Tennessee	60 45	11	H	Baylor	58 74	210	A	SMU	80 42						
205	H	Tulsa	92 34	61	A	UCF	59 52	148	H	Wichita St.	83 55						
164	A	Memphis	68 56	158	H	Houston	91 51	32	N	Oklahoma	97 53						
								14	A	DePaul	84 74						

Non-Div I Games:

UConn

■ Loss, ■ Non-Conf, S Site, H Home A Away N Neutral

Average RPI Win:	308	WON-LOST	WINNING	LAST 10	STRENGTH OF	OPP. STRENGTH	TEAM	ADJ.	CONF.	ADJ CONF.
Average RPI Loss:	193	RECORD	PCT. RANK	GAMES	SCHEDULE	OF SCHEDULE	RPI	RPI	RPI	RPI
DIV. I ONLY	2- 17	339	1-9	305	252	342	342	21	21	
DIV. I NON-CONF.	1- 10	329	0-2	305	213	338	338	18	18	
TOTALS	RPI 1-25	RPI 26-50	W-L RECORDS	RPI 51-100	RPI 101-150	RPI 150+				
2- 17	0- 1	0- 0	OVERALL	0- 1	0- 2	2- 13				
1- 8	0- 1	0- 0	HOME	0- 0	0- 2	1- 5				
1- 9	0- 0	0- 0	AWAY	0- 1	0- 0	1- 8				
0- 0	0- 0	0- 0	NEUTRAL	0- 0	0- 0	0- 0				
1- 10	0- 1	0- 0	NON-CONFERENCE	0- 1	0- 1	1- 7				
0- 5	0- 1	0- 0	HOME	0- 0	0- 1	0- 3				
1- 5	0- 0	0- 0	AWAY	0- 1	0- 0	1- 4				
0- 0	0- 0	0- 0	NEUTRAL	0- 0	0- 0	0- 0				
1- 7	0- 0	0- 0	CONFERENCE	0- 0	0- 1	1- 6				
1- 3	0- 0	0- 0	HOME	0- 0	0- 1	1- 2				
0- 4	0- 0	0- 0	AWAY	0- 0	0- 0	0- 4				
0- 0	0- 0	0- 0	NEUTRAL	0- 0	0- 0	0- 0				

RPI S	Opponent	Score	RPI S	Opponent	Score	RPI S	Opponent	Score	RPI S	Opponent	Score	Team's RPI: 342
18	H Florida St.	42 86				74	A Kansas	50 91	141	H Western Mich.	52 80	
									144	H Wright St.	43 58	
									163	A Youngstown St.	65 77	
									176	A Kansas St.	40 84	
									179	H Eastern Mich.	59 68	
									181	A Green Bay	36 73	
									183	A Valparaiso	37 63	
									185	A Cleveland St.	44 84	
									195	A Miami (OH)	35 85	
									221	H Northern Ky.	46 88	
									231	H Eastern Ill.	45 80	
									269	H Oakland	70 64	
									272	H Indiana St.	40 61	
									280	A Milwaukee	55 71	
									313	H Detroit Mercy	62 70	
									331	A Purdue Fort Wayne	50 61	
									347	A Chicago St.	73 61	
LAST 10 Division I												
181	A Green Bay	36 73	313	H Detroit Mercy	62 70							
280	A Milwaukee	55 71	163	A Youngstown St.	65 77							
221	H Northern Ky.	46 88	185	A Cleveland St.	44 84							
144	H Wright St.	43 58	179	H Eastern Mich.	59 68							
269	H Oakland	70 64	183	A Valparaiso	37 63							

Non-Div I Games:

UIC

■ Loss, 
■ Non-Conf, 
S Site, 
■ Home 
■ Away 
N Neutral

Average RPI Win:	295	WON-LOST	WINNING	LAST 10	STRENGTH OF	OPP. STRENGTH	TEAM	ADJ.	CONF.	ADJ CONF.
Average RPI Loss:	209	RECORD	PCT. RANK	GAMES	SCHEDULE	OF SCHEDULE	RPI	RPI	RPI	RPI
DIV. I ONLY	4- 12	292	3-7	289	340	323	323	28	28	
DIV. I NON-CONF.	3- 7	252	2-2	307	322	315	315	29	29	
TOTALS	RPI 1-25	RPI 26-50	W-L RECORDS	RPI 51-100	RPI 101-150	RPI 150+				
4- 12	0- 0	0- 0	OVERALL	0- 1	0- 1	4- 10				
3- 3	0- 0	0- 0	HOME	0- 0	0- 0	3- 3				
1- 7	0- 0	0- 0	AWAY	0- 1	0- 1	1- 5				
0- 2	0- 0	0- 0	NEUTRAL	0- 0	0- 0	0- 2				
3- 7	0- 0	0- 0	NON-CONFERENCE	0- 0	0- 1	3- 6				
2- 1	0- 0	0- 0	HOME	0- 0	0- 0	2- 1				
1- 4	0- 0	0- 0	AWAY	0- 0	0- 1	1- 3				
0- 2	0- 0	0- 0	NEUTRAL	0- 0	0- 0	0- 2				
1- 5	0- 0	0- 0	CONFERENCE	0- 1	0- 0	1- 4				
1- 2	0- 0	0- 0	HOME	0- 0	0- 0	1- 2				
0- 3	0- 0	0- 0	AWAY	0- 1	0- 0	0- 2				
0- 0	0- 0	0- 0	NEUTRAL	0- 0	0- 0	0- 0				

RPI 1-25			RPI 26-50			RPI 51-100			RPI 101+			Team's RPI: 323
RPI	S	Opponent	Score	RPI	S	Opponent	Score	RPI	S	Opponent	Score	
						95 A Stony Brook	45 57	118 A Syracuse			48 82	
								157 A William & Mary			48 76	
								192 H Binghamton			43 61	
								206 N La Salle			58 74	
								212 A Mt. St. Mary's			61 71	
								223 N Kennesaw St.			44 59	
								225 A Lafayette			65 58	
								233 A UMass Lowell			64 75	
								237 H Howard			61 72	
								268 H Morgan St.			65 63	
								274 A Wagner			60 67	
								277 A Vermont			58 60	
								278 H New Hampshire			63 72	
								343 H Coppin St.			71 48	
								344 H Hartford			61 54	
LAST 10 Division I												
344 H Hartford			61 54	95 A Stony Brook			45 57					
278 H New Hampshire			63 72	225 A Lafayette			65 58					
277 A Vermont			58 60	268 H Morgan St.			65 63					
192 H Binghamton			43 61	118 A Syracuse			48 82					
233 A UMass Lowell			64 75	223 N Kennesaw St.			44 59					

Non-Div I Games: Gettysburg 92 50

UMBC

■ Loss, 
 ■ Non-Conf, 
 ■ S Site, 
 ■ H Home 
 ■ A Away 
 N Neutral

Average RPI Win:	262	WON-LOST	WINNING	LAST 10	STRENGTH OF	OPP. STRENGTH	TEAM	ADJ.	CONF.	ADJ CONF.
Average RPI Loss:	167	RECORD	PCT. RANK	GAMES	SCHEDULE	OF SCHEDULE	RPI	RPI	RPI	RPI
DIV. I ONLY	2- 14	332	2-8	176	277	322	322	30	30	
DIV. I NON-CONF.	1- 10	329	1-4	131	200	312	312	31	31	
TOTALS	RPI 1-25	RPI 26-50	W-L RECORDS	RPI 51-100	RPI 101-150	RPI 150+				
2- 14	0- 0	0- 2	OVERALL	0- 1	0- 4	2- 7				
2- 5	0- 0	0- 0	HOME	0- 0	0- 2	2- 3				
0- 9	0- 0	0- 2	AWAY	0- 1	0- 2	0- 4				
0- 0	0- 0	0- 0	NEUTRAL	0- 0	0- 0	0- 0				
1- 10	0- 0	0- 2	NON-CONFERENCE	0- 1	0- 3	1- 4				
1- 3	0- 0	0- 0	HOME	0- 0	0- 1	1- 2				
0- 7	0- 0	0- 2	AWAY	0- 1	0- 2	0- 2				
0- 0	0- 0	0- 0	NEUTRAL	0- 0	0- 0	0- 0				
1- 4	0- 0	0- 0	CONFERENCE	0- 0	0- 1	1- 3				
1- 2	0- 0	0- 0	HOME	0- 0	0- 1	1- 1				
0- 2	0- 0	0- 0	AWAY	0- 0	0- 0	0- 2				
0- 0	0- 0	0- 0	NEUTRAL	0- 0	0- 0	0- 0				

RPI 1-25				RPI 26-50				RPI 51-100				RPI 101+ Team's RPI: 322			
RPI	S	Opponent	Score	RPI	S	Opponent	Score	RPI	S	Opponent	Score	RPI	S	Opponent	Score
				28	A	Virginia Tech	43 86	71	A	Charlotte	44 64	102	A	UNC Greensboro	48 86
				37	A	Old Dominion	39 48					118	A	Syracuse	50 65
												127	H	N.C. A&T	31 67
												130	H	Richmond	52 64
												157	A	William & Mary	50 78
												174	A	Norfolk St.	45 68
												212	H	Mt. St. Mary's	78 76
												237	H	Howard	58 79
												242	H	Georgetown	39 57
												282	A	East Carolina	42 57
												287	H	Longwood	62 71
												311	H	N.C. Central	65 63
												349	A	South Carolina St.	55 60
LAST 10 Division I															
				349	A	South Carolina St.	55 60	71	A	Charlotte	44 64				
				174	A	Norfolk St.	45 68	242	H	Georgetown	39 57				
				311	H	N.C. Central	65 63	287	H	Longwood	62 71				
				127	H	N.C. A&T	31 67	212	H	Mt. St. Mary's	78 76				
				237	H	Howard	58 79	37	A	Old Dominion	39 48				

Non-Div I Games: Greensboro 65 48 Wesley 75 29

UMES

■ Loss, 
 ■ Non-Conf, 
 ■ S Site, 
 ■ H Home 
 ■ A Away 
 N Neutral

Average RPI Win:	264	WON-LOST	WINNING	LAST 10	STRENGTH OF	OPP. STRENGTH	TEAM	ADJ.	CONF.	ADJ CONF.
Average RPI Loss:	147	RECORD	PCT. RANK	GAMES	SCHEDULE	OF SCHEDULE	RPI	RPI	RPI	RPI
DIV. I ONLY	9- 9	175	6-4	275	167	229	229	32	32	
DIV. I NON-CONF.	5- 7	205	2-2	242	44	246	246	32	32	
TOTALS	RPI 1-25	RPI 26-50	W-L RECORDS	RPI 51-100	RPI 101-150	RPI 150+				
9- 9	0- 1	0- 0	OVERALL	0- 2	1- 3	8- 3				
6- 4	0- 0	0- 0	HOME	0- 2	1- 1	5- 1				
3- 5	0- 1	0- 0	AWAY	0- 0	0- 2	3- 2				
0- 0	0- 0	0- 0	NEUTRAL	0- 0	0- 0	0- 0				
5- 7	0- 1	0- 0	NON-CONFERENCE	0- 2	1- 2	4- 2				
4- 4	0- 0	0- 0	HOME	0- 2	1- 1	3- 1				
1- 3	0- 1	0- 0	AWAY	0- 0	0- 1	1- 1				
0- 0	0- 0	0- 0	NEUTRAL	0- 0	0- 0	0- 0				
4- 2	0- 0	0- 0	CONFERENCE	0- 0	0- 1	4- 1				
2- 0	0- 0	0- 0	HOME	0- 0	0- 0	2- 0				
2- 2	0- 0	0- 0	AWAY	0- 0	0- 1	2- 1				
0- 0	0- 0	0- 0	NEUTRAL	0- 0	0- 0	0- 0				

RPI 1-25				RPI 26-50				RPI 51-100				RPI 101+ Team's RPI: 229			
RPI	S	Opponent	Score	RPI	S	Opponent	Score	RPI	S	Opponent	Score	RPI	S	Opponent	Score
3	A	Missouri St.	58 83					94	H	Davidson	64 74	108	H	Liberty	44 68
								98	H	Loyola Chicago	67 72	117	A	Pacific	60 89
												129	A	CSU Bakersfield	60 70
												150	H	Missouri	59 56
												176	H	Kansas St.	67 74
												201	H	Portland St.	87 69
												204	A	George Mason	64 58
												262	A	Grand Canyon	74 53
												276	A	Omaha	53 57
												288	H	Eastern Wash.	66 55
												293	H	Denver	83 79
												309	H	New Mexico St.	56 52
												320	A	Utah Valley	41 62
												327	H	UTRGV	60 56
												340	A	Seattle U	76 65
LAST 10 Division I															
262	A	Grand Canyon	74 53	340	A	Seattle U	76 65								
129	A	CSU Bakersfield	60 70	108	H	Liberty	44 68								
309	H	New Mexico St.	56 52	288	H	Eastern Wash.	66 55								
327	H	UTRGV	60 56	176	H	Kansas St.	67 74								
320	A	Utah Valley	41 62	150	H	Missouri	59 56								

Non-Div I Games: Rockhurst 78 60 Science & Arts Okla74 43

UMKC

Loss, Non-Conf, S Site, H Home A Away N Neutral

Average RPI Win:	304	WON-LOST	WINNING	LAST 10	STRENGTH OF	OPP. STRENGTH	TEAM	ADJ.	CONF.	ADJ CONF.
Average RPI Loss:	113	RECORD	PCT. RANK	GAMES	SCHEDULE	OF SCHEDULE	RPI	RPI	RPI	RPI
DIV. I ONLY	10- 9	167	8-2	280	306	233	233	28	28	
DIV. I NON-CONF.	4- 9	250	2-2	208	298	270	270	29	29	
TOTALS	RPI 1-25	RPI 26-50	W-L RECORDS	RPI 51-100	RPI 101-150	RPI 150+				
10- 9	0- 0	0- 1	OVERALL	0- 3	0- 2	10- 3				
6- 4	0- 0	0- 1	HOME	0- 0	0- 1	6- 2				
4- 5	0- 0	0- 0	AWAY	0- 3	0- 1	4- 1				
0- 0	0- 0	0- 0	NEUTRAL	0- 0	0- 0	0- 0				
4- 9	0- 0	0- 1	NON-CONFERENCE	0- 3	0- 2	4- 3				
2- 4	0- 0	0- 1	HOME	0- 0	0- 1	2- 2				
2- 5	0- 0	0- 0	AWAY	0- 3	0- 1	2- 1				
0- 0	0- 0	0- 0	NEUTRAL	0- 0	0- 0	0- 0				
6- 0	0- 0	0- 0	CONFERENCE	0- 0	0- 0	6- 0				
4- 0	0- 0	0- 0	HOME	0- 0	0- 0	4- 0				
2- 0	0- 0	0- 0	AWAY	0- 0	0- 0	2- 0				
0- 0	0- 0	0- 0	NEUTRAL	0- 0	0- 0	0- 0				

RPI S	Opponent	Score	RPI S	Opponent	Score	RPI S	Opponent	Score	RPI S	Opponent	Score	Team's RPI: 233
			45 H	Yale	59 67	74 A	Kansas	44 79	115 A	Providence	38 63	
						84 A	Boston College	46 89	134 H	Massachusetts	58 74	
						92 A	Colgate	51 73	153 H	Dartmouth	51 62	
									156 H	Cornell	56 70	
									168 A	Merrimack	50 73	
									192 A	Binghamton	66 56	
									232 H	Maine	66 57	
									278 H	New Hampshire	58 53	
									319 H	Albany (NY)	53 51	
									321 A	Bryant	55 35	
									323 H	UMBC	75 64	
									338 H	Fairleigh Dickinson	61 56	
									344 A	Hartford	68 63	
									345 A	Central Conn. St.	56 54	
									348 H	LIU Brooklyn	65 56	
LAST 10 Division I												
			319 H	Albany (NY)	53 51	278 H	New Hampshire	58 53				
			232 H	Maine	66 57	338 H	Fairleigh Dickinson	61 56				
			192 A	Binghamton	66 56	168 A	Merrimack	50 73				
			344 A	Hartford	68 63	153 H	Dartmouth	51 62				
			323 H	UMBC	75 64	348 H	LIU Brooklyn	65 56				

Non-Div I Games:

UMass Lowell

■ Loss, 
 ■ Non-Conf, S Site, 
 ■ Home 
 ■ Away 
 N Neutral

## UNC Asheville

Through Games Of Jan. 23, 2020

Average RPI Win:	270	WON-LOST	WINNING	LAST 10	STRENGTH OF	OPP. STRENGTH	TEAM	ADJ.	CONF.	ADJ CONF.
Average RPI Loss:	197	RECORD	PCT. RANK	GAMES	SCHEDULE	OF SCHEDULE	RPI	RPI	RPI	RPI
DIV. I ONLY	9- 6	114	6-4	336	317	246	246	26	26	
DIV. I NON-CONF.	4- 3	138	1-1	338	273	243	243	27	27	
TOTALS	RPI 1-25	RPI 26-50	W-L RECORDS	RPI 51-100	RPI 101-150	RPI 150+				
9- 6	0- 0	0- 0	OVERALL	0- 1	1- 1	8- 4				
4- 3	0- 0	0- 0	HOME	0- 0	1- 1	3- 2				
4- 3	0- 0	0- 0	AWAY	0- 1	0- 0	4- 2				
1- 0	0- 0	0- 0	NEUTRAL	0- 0	0- 0	1- 0				
4- 3	0- 0	0- 0	NON-CONFERENCE	0- 1	0- 1	4- 1				
1- 1	0- 0	0- 0	HOME	0- 0	0- 1	1- 0				
2- 2	0- 0	0- 0	AWAY	0- 1	0- 0	2- 1				
1- 0	0- 0	0- 0	NEUTRAL	0- 0	0- 0	1- 0				
5- 3	0- 0	0- 0	CONFERENCE	0- 0	1- 0	4- 3				
3- 2	0- 0	0- 0	HOME	0- 0	1- 0	2- 2				
2- 1	0- 0	0- 0	AWAY	0- 0	0- 0	2- 1				
0- 0	0- 0	0- 0	NEUTRAL	0- 0	0- 0	0- 0				

RPI 1-25			RPI 26-50			RPI 51-100			RPI 101+			Team's RPI: 246
RPI	S	Opponent	Score	RPI	S	Opponent	Score	RPI	S	Opponent	Score	
						55 A Miami (FL)	46 75	102 H	UNC Greensboro	40 67		
								137 H	Campbell	60 52		
								172 A	Hampton	59 68		
								220 H	Gardner-Webb	59 65		
								234 A	ETSU	72 54		
								243 H	High Point	76 60		
								244 N	Southern U.	53 34		
								255 A	Radford	63 50		
								299 A	Wofford	38 75		
								302 H	Presbyterian	54 39		
								330 A	Western Caro.	64 47		
								333 H	Charleston So.	48 60		
								336 A	USC Upstate	68 48		
								349 H	South Carolina St.	82 51		
LAST 10 Division I												
220 H		Gardner-Webb	59 65	137 H		Campbell	60 52					
333 H		Charleston So.	48 60	172 A		Hampton	59 68					
255 A		Radford	63 50	302 H		Presbyterian	54 39					
243 H		High Point	76 60	244 N		Southern U.	53 34					
336 A		USC Upstate	68 48	55 A		Miami (FL)	46 75					

Non-Div I Games: Montreat 89 45 Lenoir-Rhyne 68 48

UNC Asheville

Loss, Non-Conf, S Site, H Home A Away N Neutral

UNC Greensboro

Through Games Of Jan. 23, 2020

Average RPI Win:	228	WON-LOST	WINNING	LAST 10	STRENGTH OF	OPP. STRENGTH	TEAM	ADJ.	CONF.	ADJ CONF.
Average RPI Loss:	124	RECORD	PCT. RANK	GAMES	SCHEDULE	OF SCHEDULE	RPI	RPI	RPI	RPI
DIV. I ONLY	12- 4	49	8-2	255	221	102	102	24	24	
DIV. I NON-CONF.	8- 4	90	4-2	172	280	98	98	20	20	
TOTALS	RPI 1-25	RPI 26-50	W-L RECORDS	RPI 51-100	RPI 101-150	RPI 150+				
12- 4	0- 0	0- 0	OVERALL	1- 0	1- 4	10- 0				
7- 1	0- 0	0- 0	HOME	0- 0	0- 1	7- 0				
5- 3	0- 0	0- 0	AWAY	1- 0	1- 3	3- 0				
0- 0	0- 0	0- 0	NEUTRAL	0- 0	0- 0	0- 0				
8- 4	0- 0	0- 0	NON-CONFERENCE	1- 0	1- 4	6- 0				
4- 1	0- 0	0- 0	HOME	0- 0	0- 1	4- 0				
4- 3	0- 0	0- 0	AWAY	1- 0	1- 3	2- 0				
0- 0	0- 0	0- 0	NEUTRAL	0- 0	0- 0	0- 0				
4- 0	0- 0	0- 0	CONFERENCE	0- 0	0- 0	4- 0				
3- 0	0- 0	0- 0	HOME	0- 0	0- 0	3- 0				
1- 0	0- 0	0- 0	AWAY	0- 0	0- 0	1- 0				
0- 0	0- 0	0- 0	NEUTRAL	0- 0	0- 0	0- 0				

RPI 1-25			RPI 26-50			RPI 51-100			RPI 101+			Team's RPI: 102
RPI	S	Opponent	Score	RPI	S	Opponent	Score	RPI	S	Opponent	Score	
						62	A Wake Forest	67	65	101	A Coastal Caro.	54 63
										108	A Liberty	58 53
										127	A N.C. A&T	48 57
										130	H Richmond	62 70
										137	A Campbell	64 72
										154	A Furman	59 53
										208	H Chattanooga	49 41
										234	H ETSU	63 47
										243	H High Point	82 70
										246	A UNC Asheville	67 40
										248	A Col. of Charleston	69 56
										266	H Appalachian St.	54 47
										317	H Georgia St.	64 49
										322	H UMES	86 48
										330	H Western Caro.	54 43
LAST 10 Division I												
						154	A Furman	59	53	243	H High Point	82 70
						330	H Western Caro.	54	43	248	A Col. of Charleston	69 56
						208	H Chattanooga	49	41	127	A N.C. A&T	48 57
						234	H ETSU	63	47	317	H Georgia St.	64 49
						266	H Appalachian St.	54	47	137	A Campbell	64 72

Non-Div I Games: Erskine 106 44 Concord 80 45 Lenoir-Rhyne 84 59

UNC Greensboro



Average RPI Win:	267	WON-LOST	WINNING	LAST 10	STRENGTH OF	OPP. STRENGTH	TEAM	ADJ.	CONF.	ADJ CONF.
Average RPI Loss:	128	RECORD	PCT. RANK	GAMES	SCHEDULE	OF SCHEDULE	RPI	RPI	RPI	RPI
DIV. I ONLY	4- 11	286	3-7	86	273	247	247	14	14	
DIV. I NON-CONF.	2- 7	288	1-3	119	333	281	281	14	14	
TOTALS	RPI 1-25	RPI 26-50	W-L RECORDS	RPI 51-100	RPI 101-150	RPI 150+				
4- 11	0- 1	0- 1	OVERALL	0- 3	0- 2	4- 4				
2- 6	0- 0	0- 1	HOME	0- 1	0- 1	2- 3				
2- 4	0- 1	0- 0	AWAY	0- 1	0- 1	2- 1				
0- 1	0- 0	0- 0	NEUTRAL	0- 1	0- 0	0- 0				
2- 7	0- 1	0- 0	NON-CONFERENCE	0- 2	0- 1	2- 3				
1- 3	0- 0	0- 0	HOME	0- 0	0- 1	1- 2				
1- 3	0- 1	0- 0	AWAY	0- 1	0- 0	1- 1				
0- 1	0- 0	0- 0	NEUTRAL	0- 1	0- 0	0- 0				
2- 4	0- 0	0- 1	CONFERENCE	0- 1	0- 1	2- 1				
1- 3	0- 0	0- 1	HOME	0- 1	0- 0	1- 1				
1- 1	0- 0	0- 0	AWAY	0- 0	0- 1	1- 0				
0- 0	0- 0	0- 0	NEUTRAL	0- 0	0- 0	0- 0				

RPI	S	Opponent	Score	RPI	S	Opponent	Score	RPI	S	Opponent	Score	RPI	S	Opponent	Score	Team's RPI: 247
19	A	NC State	40 80	39	H	James Madison	58 66	57	N	North Carolina	45 85	101	H	Coastal Caro.	43 62	
								62	A	Wake Forest	55 65	107	A	Elon	53 77	
								93	H	Drexel	72 73	157	A	William & Mary	72 55	
												171	H	Towson	41 62	
												223	H	Kennesaw St.	56 58	
												252	H	Winthrop	63 75	
												258	H	Delaware	71 65	
												287	A	Longwood	58 59	
												302	A	Presbyterian	70 60	
												349	H	South Carolina St.	84 46	
LAST 10 Division I																
171	H	Towson	41 62	258	H	Delaware	71 65									
39	H	James Madison	58 66	57	N	North Carolina	45 85									
107	A	Elon	53 77	252	H	Winthrop	63 75									
157	A	William & Mary	72 55	101	H	Coastal Caro.	43 62									
93	H	Drexel	72 73	302	A	Presbyterian	70 60									

Non-Div I Games: Catawba 75 78 Mount Olive 75 67

UNCW

Loss, Non-Conf, S Site, H Home A Away N Neutral

UNI				STRENGTH OF SCHEDULE	OPP. STRENGTH OF SCHEDULE	TEAM RPI	ADJ. RPI	CONF. RPI	ADJ CONF. RPI
Average RPI Win:	166	WON-LOST RECORD	WINNING PCT. RANK						
Average RPI Loss:	32		LAST 10 GAMES						
DIV. I ONLY	10- 5	70	6-4	140	3	52	52	7	7
DIV. I NON-CONF.	7- 3	80	3-2	115	2	43	43	7	7
-----									
TOTALS	RPI 1-25	RPI 26-50	W-L RECORDS	RPI 51-100	RPI 101-150	RPI 150+			
10- 5	1- 2	0- 2	OVERALL	3- 1	2- 0	4- 0			
5- 0	1- 0	0- 0	HOME	1- 0	0- 0	3- 0			
5- 3	0- 2	0- 1	AWAY	2- 0	2- 0	1- 0			
0- 2	0- 0	0- 1	NEUTRAL	0- 1	0- 0	0- 0			
7- 3	1- 1	0- 1	NON-CONFERENCE	2- 1	2- 0	2- 0			
3- 0	1- 0	0- 0	HOME	1- 0	0- 0	1- 0			
4- 1	0- 1	0- 0	AWAY	1- 0	2- 0	1- 0			
0- 2	0- 0	0- 1	NEUTRAL	0- 1	0- 0	0- 0			
3- 2	0- 1	0- 1	CONFERENCE	1- 0	0- 0	2- 0			
2- 0	0- 0	0- 0	HOME	0- 0	0- 0	2- 0			
1- 2	0- 1	0- 1	AWAY	1- 0	0- 0	0- 0			
0- 0	0- 0	0- 0	NEUTRAL	0- 0	0- 0	0- 0			

RPI 1-25				RPI 26-50				RPI 51-100 Team's RPI: 52				RPI 101+			
RPI	S	Opponent	Score	RPI	S	Opponent	Score	RPI	S	Opponent	Score	RPI	S	Opponent	Score
3	A	Missouri St.	66 80	29	N	Ohio St.	46 64	53	H	IUPUI	51 50	148	A	Wichita St.	61 50
5	H	Iowa	88 66	35	A	Drake	87 104	63	A	Iowa St.	71 63	150	A	Missouri	78 73
23	A	Creighton	54 57					69	N	Alabama	77 87	272	H	Indiana St.	73 43
								72	A	Southern Ill.	60 57	276	A	Omaha	81 45
												291	H	North Dakota St.	95 63
												326	H	Evansville	76 60
-----															
LAST 10 Division I															
272	H	Indiana St.	73 43	63	A	Iowa St.	71 63								
326	H	Evansville	76 60	53	H	IUPUI	51 50								
3	A	Missouri St.	66 80	276	A	Omaha	81 45								
72	A	Southern Ill.	60 57	23	A	Creighton	54 57								
35	A	Drake	87 104	29	N	Ohio St.	46 64								

Non-Div I Games: Northwest Mo. St. 78 53

UNI

Average RPI Win:	209	WON-LOST	WINNING	LAST 10	STRENGTH OF	OPP. STRENGTH	TEAM	ADJ.	CONF.	ADJ CONF.
Average RPI Loss:	130	RECORD	PCT. RANK	GAMES	SCHEDULE	OF SCHEDULE	RPI	RPI	RPI	RPI
DIV. I ONLY	10- 9	167	7-3	186	145	184	184	17	17	
DIV. I NON-CONF.	4- 7	225	1-2	234	58	262	262	23	23	
TOTALS	RPI 1-25	RPI 26-50	W-L RECORDS	RPI 51-100	RPI 101-150	RPI 150+				
10- 9	0- 0	1- 2	OVERALL	2- 2	0- 2	7- 3				
6- 5	0- 0	1- 2	HOME	2- 1	0- 1	3- 1				
4- 4	0- 0	0- 0	AWAY	0- 1	0- 1	4- 2				
0- 0	0- 0	0- 0	NEUTRAL	0- 0	0- 0	0- 0				
4- 7	0- 0	1- 2	NON-CONFERENCE	1- 1	0- 1	2- 3				
3- 4	0- 0	1- 2	HOME	1- 0	0- 1	1- 1				
1- 3	0- 0	0- 0	AWAY	0- 1	0- 0	1- 2				
0- 0	0- 0	0- 0	NEUTRAL	0- 0	0- 0	0- 0				
6- 2	0- 0	0- 0	CONFERENCE	1- 1	0- 1	5- 0				
3- 1	0- 0	0- 0	HOME	1- 1	0- 0	2- 0				
3- 1	0- 0	0- 0	AWAY	0- 0	0- 1	3- 0				
0- 0	0- 0	0- 0	NEUTRAL	0- 0	0- 0	0- 0				

RPI S	Opponent	Score	RPI S	Opponent	Score	RPI S	Opponent	Score	RPI S	Opponent	Score	Team's RPI: 184
33	H Virginia	55 63	85	A Southern California	54 75	107	H Elon	44 50				
42	H Duke	45 57	86	H South Fla.	61 51	136	A San Jose St.	60 62				
48	H St. John's (NY)	79 75	89	H Fresno St.	66 72	182	A New Mexico	68 51				
			100	H Boise St.	66 65	190	A Southern Utah	68 72				
						217	H Wyoming	65 53				
						222	H Cal St. Fullerton	58 64				
						240	A Pepperdine	69 44				
						262	A Grand Canyon	51 53				
						267	A Utah St.	60 46				
						284	H Nevada	66 64				
						315	A Air Force	67 60				
						349	H South Carolina St.	66 57				
LAST 10 Division I												
284	H Nevada	66 64	315	A Air Force	67 60							
182	A New Mexico	68 51	267	A Utah St.	60 46							
136	A San Jose St.	60 62	86	H South Fla.	61 51							
217	H Wyoming	65 53	33	H Virginia	55 63							
100	H Boise St.	66 65	262	A Grand Canyon	51 53							

Non-Div I Games:

UNLV

■ Loss, 
 ■ Non-Conf, 
 ■ S Site, 
 ■ H Home 
 ■ A Away 
 N Neutral

Average RPI Win:	341	WON-LOST	WINNING	LAST 10	STRENGTH OF	OPP. STRENGTH	TEAM	ADJ.	CONF.	ADJ CONF.
Average RPI Loss:	200	RECORD	PCT. RANK	GAMES	SCHEDULE	OF SCHEDULE	RPI	RPI	RPI	RPI
DIV. I ONLY	4- 12	292	2-8	317	337	336	336	26	26	
DIV. I NON-CONF.	3- 4	201	1-0	339	252	306	306	27	27	
TOTALS	RPI 1-25	RPI 26-50	W-L RECORDS	RPI 51-100	RPI 101-150	RPI 150+				
4- 12	0- 1	0- 0	OVERALL	0- 1	0- 1	4- 9				
4- 4	0- 0	0- 0	HOME	0- 0	0- 0	4- 4				
0- 8	0- 1	0- 0	AWAY	0- 1	0- 1	0- 5				
0- 0	0- 0	0- 0	NEUTRAL	0- 0	0- 0	0- 0				
3- 4	0- 1	0- 0	NON-CONFERENCE	0- 1	0- 0	3- 2				
3- 0	0- 0	0- 0	HOME	0- 0	0- 0	3- 0				
0- 4	0- 1	0- 0	AWAY	0- 1	0- 0	0- 2				
0- 0	0- 0	0- 0	NEUTRAL	0- 0	0- 0	0- 0				
1- 8	0- 0	0- 0	CONFERENCE	0- 0	0- 1	1- 7				
1- 4	0- 0	0- 0	HOME	0- 0	0- 0	1- 4				
0- 4	0- 0	0- 0	AWAY	0- 0	0- 1	0- 3				
0- 0	0- 0	0- 0	NEUTRAL	0- 0	0- 0	0- 0				

RPI 1-25				RPI 26-50				RPI 51-100				RPI 101+				Team's RPI: 336
RPI	S	Opponent	Score	RPI	S	Opponent	Score	RPI	S	Opponent	Score	RPI	S	Opponent	Score	
1	A	South Carolina	32 112					68	A	Georgia	53 67	137	A	Campbell	38 50	
												172	A	Hampton	40 60	
												220	A	Gardner-Webb	53 63	
												236	A	Jacksonville	43 87	
												243	A	High Point	46 85	
												246	H	UNC Asheville	48 68	
												252	H	Winthrop	38 52	
												255	H	Radford	41 57	
												282	A	East Carolina	48 69	
												287	H	Longwood	62 70	
												330	H	Western Caro.	70 62	
												333	H	Charleston So.	70 53	
												349	H	South Carolina St.	58 47	
												350	H	Florida A&M	74 61	
LAST 10 Division I																
255	H	Radford	41 57	246	H	UNC Asheville	48 68									
220	A	Gardner-Webb	53 63	243	A	High Point	46 85									
172	A	Hampton	40 60	137	A	Campbell	38 50									
287	H	Longwood	62 70	333	H	Charleston So.	70 53									
252	H	Winthrop	38 52	349	H	South Carolina St.	58 47									

Non-Div I Games: Mars Hill 89 31 UNKNOWN 71 49

USC Upstate

Loss, Non-Conf, S Site, H Home A Away N Neutral

Average RPI Win:	<b>239</b>	WON-LOST	WINNING	LAST 10	STRENGTH OF	OPP. STRENGTH	TEAM	ADJ.	CONF.	ADJ CONF.
Average RPI Loss:	<b>47</b>	RECORD	PCT. RANK	GAMES	SCHEDULE	OF SCHEDULE	RPI	RPI	RPI	RPI
DIV. I ONLY	<b>12- 7</b>	<b>101</b>	<b>7-3</b>	<b>116</b>	<b>146</b>	<b>104</b>	<b>104</b>	<b>22</b>	<b>22</b>	
DIV. I NON-CONF.	<b>6- 6</b>	<b>164</b>	<b>1-2</b>	<b>74</b>	<b>55</b>	<b>112</b>	<b>112</b>	<b>21</b>	<b>21</b>	
TOTALS	RPI 1-25	RPI 26-50	W-L RECORDS	RPI 51-100	RPI 101-150	RPI 150+				
12- 7	0- 3	0- 1	OVERALL	0- 2	2- 1	10- 0				
7- 2	0- 0	0- 0	HOME	0- 2	2- 0	5- 0				
5- 2	0- 1	0- 0	AWAY	0- 0	0- 1	5- 0				
0- 3	0- 2	0- 1	NEUTRAL	0- 0	0- 0	0- 0				
6- 6	0- 3	0- 1	NON-CONFERENCE	0- 2	1- 0	5- 0				
3- 2	0- 0	0- 0	HOME	0- 2	1- 0	2- 0				
3- 1	0- 1	0- 0	AWAY	0- 0	0- 0	3- 0				
0- 3	0- 2	0- 1	NEUTRAL	0- 0	0- 0	0- 0				
6- 1	0- 0	0- 0	CONFERENCE	0- 0	1- 1	5- 0				
4- 0	0- 0	0- 0	HOME	0- 0	1- 0	3- 0				
2- 1	0- 0	0- 0	AWAY	0- 0	0- 1	2- 0				
0- 0	0- 0	0- 0	NEUTRAL	0- 0	0- 0	0- 0				

RPI 1-25				RPI 26-50				RPI 51-100				RPI 101+ Team's RPI: 104			
RPI	S	Opponent	Score	RPI	S	Opponent	Score	RPI	S	Opponent	Score	RPI	S	Opponent	Score
2	N	Louisville	67 <b>76</b>	34	N	Oklahoma St.	47 <b>60</b>	77	H	Marist	57 <b>73</b>	101	A	Coastal Caro.	56 <b>62</b>
7	N	Oregon	54 <b>91</b>					96	H	Texas Southern	63 <b>74</b>	131	H	Louisiana	79 52
15	A	Northwestern	47 <b>74</b>									144	H	Wright St.	68 62
												176	A	Kansas St.	57 53
												188	H	Little Rock	65 58
												210	H	SMU	51 46
												230	A	North Texas	68 49
												241	H	Arkansas St.	71 44
												254	A	South Alabama	68 45
												266	A	Appalachian St.	82 60
												339	A	Grambling	88 54
												346	H	La.-Monroe	72 34
												347	H	Chicago St.	84 53
LAST 10 Division I															
254	A	South Alabama	68 45	188	H	Little Rock	65 58	241	H	Arkansas St.	71 44				
346	H	La.-Monroe	72 34	96	H	Texas Southern	63 <b>74</b>	210	H	SMU	51 46				
131	H	Louisiana	79 52	77	H	Marist	57 <b>73</b>								
101	A	Coastal Caro.	56 <b>62</b>												
266	A	Appalachian St.	82 60												

Non-Div I Games:

UT Arlington

Average RPI Win:	185	WON-LOST	WINNING	LAST 10	STRENGTH OF	OPP. STRENGTH	TEAM	ADJ.	CONF.	ADJ CONF.
Average RPI Loss:	71	RECORD	PCT. RANK	GAMES	SCHEDULE	OF SCHEDULE	RPI	RPI	RPI	RPI
DIV. I ONLY	10- 8	150	7-3	65	84	81	81	20	20	
DIV. I NON-CONF.	4- 7	225	1-2	20	9	119	119	24	24	
TOTALS	RPI 1-25	RPI 26-50	W-L RECORDS	RPI 51-100	RPI 101-150	RPI 150+				
10- 8	0- 3	0- 1	OVERALL	2- 2	0- 1	8- 1				
8- 1	0- 1	0- 0	HOME	2- 0	0- 0	6- 0				
2- 7	0- 2	0- 1	AWAY	0- 2	0- 1	2- 1				
0- 0	0- 0	0- 0	NEUTRAL	0- 0	0- 0	0- 0				
4- 7	0- 3	0- 1	NON-CONFERENCE	1- 2	0- 1	3- 0				
4- 1	0- 1	0- 0	HOME	1- 0	0- 0	3- 0				
0- 6	0- 2	0- 1	AWAY	0- 2	0- 1	0- 0				
0- 0	0- 0	0- 0	NEUTRAL	0- 0	0- 0	0- 0				
6- 1	0- 0	0- 0	CONFERENCE	1- 0	0- 0	5- 1				
4- 0	0- 0	0- 0	HOME	1- 0	0- 0	3- 0				
2- 1	0- 0	0- 0	AWAY	0- 0	0- 0	2- 1				
0- 0	0- 0	0- 0	NEUTRAL	0- 0	0- 0	0- 0				

RPI 1-25				RPI 26-50				RPI 51-100 Team's RPI: 81				RPI 101+			
RPI	S	Opponent	Score	RPI	S	Opponent	Score	RPI	S	Opponent	Score	RPI	S	Opponent	Score
2	H	Louisville	63 71	47	A	Arkansas	46 96	53	H	IUPUI	57 51	109	A	Saint Louis	50 56
10	A	Gonzaga	55 78					72	A	Southern Ill.	59 70	165	H	Samford	80 75
12	A	Mississippi St.	46 82					78	H	Belmont	74 57	166	A	Austin Peay	69 61
								83	A	Illinois St.	47 70	166	H	Austin Peay	65 61
												208	H	Chattanooga	78 51
												216	A	Murray St.	89 64
												216	H	Murray St.	98 56
												231	A	Eastern Ill.	70 74
												251	H	Lipscomb	83 67
												335	H	Tennessee St.	88 71
LAST 10 Division I															
231	A	Eastern Ill.	70 74	166	A	Austin Peay	69 61								
166	H	Austin Peay	65 61	216	A	Murray St.	89 64								
216	H	Murray St.	98 56	47	A	Arkansas	46 96								
78	H	Belmont	74 57	2	H	Louisville	63 71								
335	H	Tennessee St.	88 71	251	H	Lipscomb	83 67								

Non-Div I Games:

UT Martin

■ Loss, 
 ■ Non-Conf, S Site, 
 ■ Home 
 ■ Away 
 N Neutral

Average RPI Win:	265	WON-LOST	WINNING	LAST 10	STRENGTH OF	OPP. STRENGTH	TEAM	ADJ.	CONF.	ADJ CONF.
Average RPI Loss:	163	RECORD	PCT. RANK	GAMES	SCHEDULE	OF SCHEDULE	RPI	RPI	RPI	RPI
DIV. I ONLY	11- 6	92	5-5	288	265	218	218	13	13	
DIV. I NON-CONF.	7- 4	100	1-3	308	291	252	252	13	13	
TOTALS	RPI 1-25	RPI 26-50	W-L RECORDS	RPI 51-100	RPI 101-150	RPI 150+				
11- 6	0- 0	0- 1	OVERALL	0- 1	1- 0	10- 4				
9- 4	0- 0	0- 1	HOME	0- 1	1- 0	8- 2				
2- 2	0- 0	0- 0	AWAY	0- 0	0- 0	2- 2				
0- 0	0- 0	0- 0	NEUTRAL	0- 0	0- 0	0- 0				
7- 4	0- 0	0- 1	NON-CONFERENCE	0- 0	1- 0	6- 3				
6- 3	0- 0	0- 1	HOME	0- 0	1- 0	5- 2				
1- 1	0- 0	0- 0	AWAY	0- 0	0- 0	1- 1				
0- 0	0- 0	0- 0	NEUTRAL	0- 0	0- 0	0- 0				
4- 2	0- 0	0- 0	CONFERENCE	0- 1	0- 0	4- 1				
3- 1	0- 0	0- 0	HOME	0- 1	0- 0	3- 0				
1- 1	0- 0	0- 0	AWAY	0- 0	0- 0	1- 1				
0- 0	0- 0	0- 0	NEUTRAL	0- 0	0- 0	0- 0				

RPI S	Opponent	Score	RPI S	Opponent	Score	RPI S	Opponent	Score	RPI S	Opponent	Score	Team's RPI: 218
43	H Arizona	43 54	99	H Rice	61 69	141	H Western Mich.	76 46	175	H Fla. Atlantic	96 65	
						182	H New Mexico	78 93	190	A Southern Miss.	89 72	
						205	H Tulsa	51 58	210	A SMU	56 60	
						238	A Louisiana Tech	80 87	261	H UC Riverside	63 50	
						300	H FIU	64 34	303	H Weber St.	70 51	
						304	H UTSA	94 54	309	A New Mexico St.	63 57	
						309	H New Mexico St.	65 45	310	H Alcorn	92 47	
						317	H Georgia St.	71 68				
LAST 10 Division I												
99	H Rice	61 69	300	H FIU	64 34							
304	H UTSA	94 54	205	H Tulsa	51 58							
238	A Louisiana Tech	80 87	210	A SMU	56 60							
190	A Southern Miss.	89 72	43	H Arizona	43 54							
175	H Fla. Atlantic	96 65	303	H Weber St.	70 51							

Non-Div I Games:

UTEP

■ Loss, 
 ■ Non-Conf, S Site, 
 ■ Home 
 ■ Away 
 N Neutral

Average RPI Win: <b>322</b>	WON-LOST	WINNING	LAST 10	STRENGTH OF	OPP. STRENGTH	TEAM	ADJ.	CONF.	ADJ CONF.
Average RPI Loss: <b>192</b>	RECORD	PCT. RANK	GAMES	SCHEDULE	OF SCHEDULE	RPI	RPI	RPI	RPI
DIV. I ONLY	4- 11	286	3-7	319	313	327	327	32	32
DIV. I NON-CONF.	1- 8	322	0-4	246	204	330	330	32	32
-----									
TOTALS	RPI 1-25	RPI 26-50	W-L RECORDS	RPI 51-100	RPI 101-150	RPI 150+			
4- 11	0- 0	0- 1	OVERALL	0- 2	0- 0	4- 8			
3- 3	0- 0	0- 0	HOME	0- 1	0- 0	3- 2			
1- 6	0- 0	0- 1	AWAY	0- 1	0- 0	1- 4			
0- 2	0- 0	0- 0	NEUTRAL	0- 0	0- 0	0- 2			
1- 8	0- 0	0- 1	NON-CONFERENCE	0- 2	0- 0	1- 5			
1- 2	0- 0	0- 0	HOME	0- 1	0- 0	1- 1			
0- 4	0- 0	0- 1	AWAY	0- 1	0- 0	0- 2			
0- 2	0- 0	0- 0	NEUTRAL	0- 0	0- 0	0- 2			
3- 3	0- 0	0- 0	CONFERENCE	0- 0	0- 0	3- 3			
2- 1	0- 0	0- 0	HOME	0- 0	0- 0	2- 1			
1- 2	0- 0	0- 0	AWAY	0- 0	0- 0	1- 2			
0- 0	0- 0	0- 0	NEUTRAL	0- 0	0- 0	0- 0			

RPI 1-25				RPI 26-50				RPI 51-100				RPI 101+				Team's RPI: 327	
RPI	S	Opponent	Score	RPI	S	Opponent	Score	RPI	S	Opponent	Score	RPI	S	Opponent	Score		
				44	A	Texas	69 85	85	A	Southern California	43 80	151	A	A&M-Corpus Christi	50 61		
								96	H	Texas Southern	44 71	151	H	A&M-Corpus Christi	54 59		
												176	A	Kansas St.	66 79		
												229	A	UMKC	56 60		
												265	N	Long Beach St.	65 69		
												284	N	Nevada	57 62		
												295	H	California Baptist	87 68		
												304	H	UTSA	75 64		
												309	A	New Mexico St.	75 76		
												320	H	Utah Valley	67 76		
												340	H	Seattle U	85 81		
												347	A	Chicago St.	87 67		
LAST 10 Division I																	
				309	A	New Mexico St.	75 76	295	H	California Baptist	87 68						
				320	H	Utah Valley	67 76	176	A	Kansas St.	66 79						
				340	H	Seattle U	85 81	284	N	Nevada	57 62						
				347	A	Chicago St.	87 67	265	N	Long Beach St.	65 69						
				229	A	UMKC	56 60	85	A	Southern California	43 80						

Non-Div I Games: Tex. A&M Int'l 72 56 Tex. A&M-Kingsville 66 45 Texas Lutheran 98 46 Minot St. 75 56

UTRGV

Loss, Non-Conf, S Site, H Home A Away N Neutral



Average RPI Win: <b>284</b>	WON-LOST	WINNING	LAST 10	STRENGTH OF	OPP. STRENGTH	TEAM	ADJ.	CONF.	ADJ CONF.
Average RPI Loss: <b>192</b>	RECORD	PCT. RANK	GAMES	SCHEDULE	OF SCHEDULE	RPI	RPI	RPI	RPI
DIV. I ONLY	3- 11	308	2-8	215	293	304	304	13	13
DIV. I NON-CONF.	1- 7	321	0-4	233	309	327	327	13	13
<hr/>									
TOTALS	RPI 1-25	RPI 26-50	W-L RECORDS	RPI 51-100	RPI 101-150	RPI 150+			
3- 11	0- 0	0- 1	OVERALL	0- 0	0- 1	3- 9			
2- 3	0- 0	0- 0	HOME	0- 0	0- 0	2- 3			
1- 7	0- 0	0- 1	AWAY	0- 0	0- 0	1- 6			
0- 1	0- 0	0- 0	NEUTRAL	0- 0	0- 1	0- 0			
1- 7	0- 0	0- 1	NON-CONFERENCE	0- 0	0- 1	1- 5			
1- 1	0- 0	0- 0	HOME	0- 0	0- 0	1- 1			
0- 5	0- 0	0- 1	AWAY	0- 0	0- 0	0- 4			
0- 1	0- 0	0- 0	NEUTRAL	0- 0	0- 1	0- 0			
2- 4	0- 0	0- 0	CONFERENCE	0- 0	0- 0	2- 4			
1- 2	0- 0	0- 0	HOME	0- 0	0- 0	1- 2			
1- 2	0- 0	0- 0	AWAY	0- 0	0- 0	1- 2			
0- 0	0- 0	0- 0	NEUTRAL	0- 0	0- 0	0- 0			

RPI 1-25			RPI 26-50			RPI 51-100			RPI 101+			Team's RPI: 304
RPI	S	Opponent	Score	RPI	S	Opponent	Score	RPI	S	Opponent	Score	
				44	A	Texas	53 84					
								113	N	Utah	45 91	
								160	H	Sam Houston St.	77 81	
								167	A	Texas Tech	58 115	
								175	H	Fla. Atlantic	53 80	
								190	A	Southern Miss.	65 82	
								200	A	Hawaii	50 62	
								218	A	UTEP	54 94	
								230	H	North Texas	55 79	
								238	A	Louisiana Tech	82 73	
								283	A	Texas St.	69 74	
								300	H	FIU	60 45	
								314	H	Incarnate Word	63 56	
								327	A	UTRGV	64 75	
<hr/>												
LAST 10 Division I												
230	H	North Texas	55 79	175	H	Fla. Atlantic	53 80					
218	A	UTEP	54 94	167	A	Texas Tech	58 115					
190	A	Southern Miss.	65 82	160	H	Sam Houston St.	77 81					
238	A	Louisiana Tech	82 73	283	A	Texas St.	69 74					
300	H	FIU	60 45	327	A	UTRGV	64 75					

Non-Div I Games: Texas Wesleyan 80 78 Southwest (NM) 79 62 Concordia (TX) 73 44

UTSA

Loss, Non-Conf, S Site, H Home A Away N Neutral

Average RPI Win:	193	WON-LOST	WINNING	LAST 10	STRENGTH OF	OPP. STRENGTH	TEAM	ADJ.	CONF.	ADJ CONF.
Average RPI Loss:	71	RECORD	PCT. RANK	GAMES	SCHEDULE	OF SCHEDULE	RPI	RPI	RPI	RPI
DIV. I ONLY	9- 8	162	5-5	70	63	113	113	1	1	
DIV. I NON-CONF.	7- 4	100	3-1	300	143	193	193	1	1	
TOTALS	RPI 1-25	RPI 26-50	W-L RECORDS	RPI 51-100	RPI 101-150	RPI 150+				
9- 8	0- 3	1- 2	OVERALL	3- 0	0- 2	5- 1				
5- 4	0- 1	0- 2	HOME	1- 0	0- 1	4- 0				
2- 4	0- 2	1- 0	AWAY	1- 0	0- 1	0- 1				
2- 0	0- 0	0- 0	NEUTRAL	1- 0	0- 0	1- 0				
7- 4	0- 0	0- 1	NON-CONFERENCE	2- 0	0- 2	5- 1				
4- 2	0- 0	0- 1	HOME	0- 0	0- 1	4- 0				
1- 2	0- 0	0- 0	AWAY	1- 0	0- 1	0- 1				
2- 0	0- 0	0- 0	NEUTRAL	1- 0	0- 0	1- 0				
2- 4	0- 3	1- 1	CONFERENCE	1- 0	0- 0	0- 0				
1- 2	0- 1	0- 1	HOME	1- 0	0- 0	0- 0				
1- 2	0- 2	1- 0	AWAY	0- 0	0- 0	0- 0				
0- 0	0- 0	0- 0	NEUTRAL	0- 0	0- 0	0- 0				

RPI	S	Opponent	Score	RPI	S	Opponent	Score	RPI	S	Opponent	Score	RPI	S	Opponent	Score	Team's RPI: 113
7	A	Oregon	51 88	41	H	South Dakota	81 84	66	A	BYU	77 73	115	H	Providence	60 67	
8	H	UCLA	54 84	50	A	Colorado	84 69	85	H	Southern California	67 65	120	A	Cincinnati	62 68	
9	A	Oregon St.	48 77	50	H	Colorado	70 80	96	N	Texas Southern	61 52	214	A	Xavier	63 70	
												257	H	Oral Roberts	78 58	
												284	H	Nevada	68 62	
												288	H	Eastern Wash.	87 49	
												303	H	Weber St.	75 46	
												304	N	UTSA	91 45	
LAST 10 Division I																
50	A	Colorado	84 69	50	H	Colorado	70 80									
85	H	Southern California	67 65	303	H	Weber St.	75 46									
8	H	UCLA	54 84	115	H	Providence	60 67									
7	A	Oregon	51 88	284	H	Nevada	68 62									
9	A	Oregon St.	48 77	257	H	Oral Roberts	78 58									

Non-Div I Games:

Utah

Average RPI Win:	281	WON-LOST	WINNING	LAST 10	STRENGTH OF	OPP. STRENGTH	TEAM	ADJ.	CONF.	ADJ CONF.
Average RPI Loss:	164	RECORD	PCT. RANK	GAMES	SCHEDULE	OF SCHEDULE	RPI	RPI	RPI	RPI
DIV. I ONLY	5- 13	282	3-7	175	264	267	267	17	17	
DIV. I NON-CONF.	4- 6	212	2-2	107	254	176	176	23	23	
TOTALS	RPI 1-25	RPI 26-50	W-L RECORDS	RPI 51-100	RPI 101-150	RPI 150+				
5- 13	0- 2	0- 0	OVERALL	0- 3	0- 2	5- 6				
3- 5	0- 0	0- 0	HOME	0- 1	0- 2	3- 2				
2- 8	0- 2	0- 0	AWAY	0- 2	0- 0	2- 4				
0- 0	0- 0	0- 0	NEUTRAL	0- 0	0- 0	0- 0				
4- 6	0- 2	0- 0	NON-CONFERENCE	0- 1	0- 1	4- 2				
3- 1	0- 0	0- 0	HOME	0- 0	0- 1	3- 0				
1- 5	0- 2	0- 0	AWAY	0- 1	0- 0	1- 2				
0- 0	0- 0	0- 0	NEUTRAL	0- 0	0- 0	0- 0				
1- 7	0- 0	0- 0	CONFERENCE	0- 2	0- 1	1- 4				
0- 4	0- 0	0- 0	HOME	0- 1	0- 1	0- 2				
1- 3	0- 0	0- 0	AWAY	0- 1	0- 0	1- 2				
0- 0	0- 0	0- 0	NEUTRAL	0- 0	0- 0	0- 0				

RPI 1-25				RPI 26-50				RPI 51-100				RPI 101+ Team's RPI: 267			
RPI	S	Opponent	Score	RPI	S	Opponent	Score	RPI	S	Opponent	Score	RPI	S	Opponent	Score
7	A	Oregon	52 109					66	A	BYU	50 67	128	H	Portland	64 70
9	A	Oregon St.	46 75					89	A	Fresno St.	64 76	136	H	San Jose St.	61 76
								100	H	Boise St.	59 65	184	H	UNLV	46 60
												222	A	Cal St. Fullerton	62 83
												230	H	North Texas	66 55
												253	H	Idaho St.	69 61
												265	A	Long Beach St.	56 48
												273	A	San Diego St.	62 66
												284	A	Nevada	60 69
												315	A	Air Force	53 52
												315	H	Air Force	45 62
												320	A	Utah Valley	49 57
												340	H	Seattle U	70 63
LAST 10 Division I															
315	A	Air Force	53 52	184	H	UNLV	46 60								
100	H	Boise St.	59 65	320	A	Utah Valley	49 57								
284	A	Nevada	60 69	253	H	Idaho St.	69 61								
315	H	Air Force	45 62	230	H	North Texas	66 55								
273	A	San Diego St.	62 66	9	A	Oregoa St.	46 75								

Non-Div I Games: Dixie St. 61 49

Utah St.

## Utah Valley

Through Games Of Jan. 23, 2020

Average RPI Win:	303	WON-LOST	WINNING	LAST 10	STRENGTH OF	OPP. STRENGTH	TEAM	ADJ.	CONF.	ADJ CONF.
Average RPI Loss:	206	RECORD	PCT. RANK	GAMES	SCHEDULE	OF SCHEDULE	RPI	RPI	RPI	RPI
DIV. I ONLY	6- 10	240	6-4	339	322	320	320	32	32	
DIV. I NON-CONF.	1- 9	326	1-3	323	272	344	344	32	32	
TOTALS	RPI 1-25	RPI 26-50	W-L RECORDS	RPI 51-100	RPI 101-150	RPI 150+				
6- 10	0- 0	0- 0	OVERALL	0- 2	0- 1	6- 7				
4- 5	0- 0	0- 0	HOME	0- 0	0- 1	4- 4				
2- 5	0- 0	0- 0	AWAY	0- 2	0- 0	2- 3				
0- 0	0- 0	0- 0	NEUTRAL	0- 0	0- 0	0- 0				
1- 9	0- 0	0- 0	NON-CONFERENCE	0- 2	0- 0	1- 7				
1- 4	0- 0	0- 0	HOME	0- 0	0- 0	1- 4				
0- 5	0- 0	0- 0	AWAY	0- 2	0- 0	0- 3				
0- 0	0- 0	0- 0	NEUTRAL	0- 0	0- 0	0- 0				
5- 1	0- 0	0- 0	CONFERENCE	0- 0	0- 1	5- 0				
3- 1	0- 0	0- 0	HOME	0- 0	0- 1	3- 0				
2- 0	0- 0	0- 0	AWAY	0- 0	0- 0	2- 0				
0- 0	0- 0	0- 0	NEUTRAL	0- 0	0- 0	0- 0				

RPI 1-25				RPI 26-50				RPI 51-100				RPI 101+				Team's RPI: 320	
RPI	S	Opponent	Score	RPI	S	Opponent	Score	RPI	S	Opponent	Score	RPI	S	Opponent	Score		
								66	A	BYU	57	71	129	H	CSU Bakersfield	53	55
								100	A	Boise St.	69	77	187	H	Montana	52	63
													190	H	Southern Utah	58	71
													229	H	UMKC	62	41
													253	H	Idaho St.	61	88
													261	A	UC Riverside	53	67
													267	H	Utah St.	57	49
													284	H	Nevada	57	60
													289	A	UC Santa Barbara	51	59
													303	A	Weber St.	46	72
													309	A	New Mexico St.	58	54
													327	A	UTRGV	76	67
													340	H	Seattle U	70	58
													347	H	Chicago St.	89	58
LAST 10 Division I																	
				129	H	CSU Bakersfield	53	55				347	H	Chicago St.	89	58	
				327	A	UTRGV	76	67				267	H	Utah St.	57	49	
				309	A	New Mexico St.	58	54				303	A	Weber St.	46	72	
				340	H	Seattle U	70	58				66	A	BYU	57	71	
				229	H	UMKC	62	41				187	H	Montana	52	63	

Non-Div I Games: Antelope Valley 77 61 Ottawa (AZ) 99 50

Utah Valley

Loss, Non-Conf, S Site, H Home A Away N Neutral

Average RPI Win:	181	WON-LOST	WINNING	LAST 10	STRENGTH OF	OPP. STRENGTH	TEAM	ADJ.	CONF.	ADJ CONF.
Average RPI Loss:	110	RECORD	PCT. RANK	GAMES	SCHEDULE	OF SCHEDULE	RPI	RPI	RPI	RPI
DIV. I ONLY	10- 8	150	7-3	101	106	121	121	12	12	
DIV. I NON-CONF.	5- 8	221	2-3	140	130	223	223	12	12	
TOTALS	RPI 1-25	RPI 26-50	W-L RECORDS	RPI 51-100	RPI 101-150	RPI 150+				
10- 8	0- 0	1- 0	OVERALL	0- 4	4- 2	5- 2				
6- 3	0- 0	1- 0	HOME	0- 0	1- 2	4- 1				
3- 5	0- 0	0- 0	AWAY	0- 4	3- 0	0- 1				
1- 0	0- 0	0- 0	NEUTRAL	0- 0	0- 0	1- 0				
5- 8	0- 0	1- 0	NON-CONFERENCE	0- 4	0- 2	4- 2				
4- 3	0- 0	1- 0	HOME	0- 0	0- 2	3- 1				
0- 5	0- 0	0- 0	AWAY	0- 4	0- 0	0- 1				
1- 0	0- 0	0- 0	NEUTRAL	0- 0	0- 0	1- 0				
5- 0	0- 0	0- 0	CONFERENCE	0- 0	4- 0	1- 0				
2- 0	0- 0	0- 0	HOME	0- 0	1- 0	1- 0				
3- 0	0- 0	0- 0	AWAY	0- 0	3- 0	0- 0				
0- 0	0- 0	0- 0	NEUTRAL	0- 0	0- 0	0- 0				

RPI S	Opponent	Score	RPI S	Opponent	Score	RPI S	Opponent	Score	RPI S	Opponent	Score	Team's RPI: 121
37	H Old Dominion	62 49	56	A Seton Hall	33 53	109	A Saint Louis	65 52	120	H Cincinnati	56 58	
			59	A Middle Tenn.	63 86	127	H N.C. A&T	58 69	130	H Richmond	53 50	
			84	A Boston College	52 87	134	A Massachusetts	61 46	138	A Rhode Island	75 54	
			86	A South Fla.	55 77	157	H William & Mary	55 69	173	H Saint Joseph's	47 40	
						190	A Southern Miss.	39 51	261	H UC Riverside	67 51	
						266	H Appalachian St.	66 38	276	N Omaha	74 66	
						282	H East Carolina	53 40				
LAST 10 Division I												
134	A Massachusetts	61 46	127	H N.C. A&T	58 69							
130	H Richmond	53 50	261	H UC Riverside	67 51							
109	A Saint Louis	65 52	59	A Middle Tenn.	63 86							
173	H Saint Joseph's	47 40	37	H Old Dominion	62 49							
138	A Rhode Island	75 54	157	H William & Mary	55 69							

Non-Div I Games:

VCU

## Valparaiso

Through Games Of Jan. 23, 2020

Average RPI Win:	274	WON-LOST	WINNING	LAST 10	STRENGTH OF	OPP. STRENGTH	TEAM	ADJ.	CONF.	ADJ CONF.
Average RPI Loss:	66	RECORD	PCT. RANK	GAMES	SCHEDULE	OF SCHEDULE	RPI	RPI	RPI	RPI
DIV. I ONLY	10- 7	121	6-4	271	135	183	183	7	7	
DIV. I NON-CONF.	8- 3	68	4-0	317	220	135	135	7	7	
TOTALS	RPI 1-25	RPI 26-50	W-L RECORDS	RPI 51-100	RPI 101-150	RPI 150+				
10- 7	0- 2	0- 1	OVERALL	0- 3	0- 0	10- 1				
4- 4	0- 1	0- 0	HOME	0- 3	0- 0	4- 0				
6- 2	0- 1	0- 0	AWAY	0- 0	0- 0	6- 1				
0- 1	0- 0	0- 1	NEUTRAL	0- 0	0- 0	0- 0				
8- 3	0- 1	0- 1	NON-CONFERENCE	0- 0	0- 0	8- 1				
4- 0	0- 0	0- 0	HOME	0- 0	0- 0	4- 0				
4- 2	0- 1	0- 0	AWAY	0- 0	0- 0	4- 1				
0- 1	0- 0	0- 1	NEUTRAL	0- 0	0- 0	0- 0				
2- 4	0- 1	0- 0	CONFERENCE	0- 3	0- 0	2- 0				
0- 4	0- 1	0- 0	HOME	0- 3	0- 0	0- 0				
2- 0	0- 0	0- 0	AWAY	0- 0	0- 0	2- 0				
0- 0	0- 0	0- 0	NEUTRAL	0- 0	0- 0	0- 0				

RPI 1-25				RPI 26-50				RPI 51-100				RPI 101+ Team's RPI: 183			
RPI	S	Opponent	Score	RPI	S	Opponent	Score	RPI	S	Opponent	Score	RPI	S	Opponent	Score
3	H	Missouri St.	68 81	29	N	Ohio St.	38 89	72	H	Southern Ill.	51 67	161	A	Toledo	61 54
15	A	Northwestern	48 69					76	H	Bradley	61 75	186	A	North Dakota	63 65
								83	H	Illinois St.	60 72	197	H	Bowling Green	95 90
												231	A	Eastern Ill.	78 66
												260	H	Morehead St.	55 53
												272	A	Indiana St.	75 56
												291	A	North Dakota St.	66 54
												313	A	Detroit Mercy	77 58
												326	A	Evansville	88 66
												342	H	UIC	63 37
												347	H	Chicago St.	95 49
LAST 10 Division I															
76	H	Bradley	61 75	72	H	Southern Ill.	51 67								
83	H	Illinois St.	60 72	231	A	Eastern Ill.	78 66								
326	A	Evansville	88 66	347	H	Chicago St.	95 49								
272	A	Indiana St.	75 56	260	H	Morehead St.	55 53								
3	H	Missouri St.	68 81	342	H	UIC	63 37								

Non-Div I Games:

Valparaiso

■ Loss, 
 ■ Non-Conf, S Site, 
 ■ Home 
 ■ Away 
 N Neutral

# Vanderbilt

Through Games Of Jan. 23, 2020

Average RPI Win:	194	WON-LOST	WINNING	LAST 10	STRENGTH OF	OPP. STRENGTH	TEAM	ADJ.	CONF.	ADJ CONF.
Average RPI Loss:	43	RECORD	PCT. RANK	GAMES	SCHEDULE	OF SCHEDULE	RPI	RPI	RPI	RPI
DIV. I ONLY	12- 7	101	6-4	30	107	65	65	4	4	
DIV. I NON-CONF.	10- 3	58	4-0	81	241	63	63	5	5	
TOTALS	RPI 1-25	RPI 26-50	W-L RECORDS	RPI 51-100	RPI 101-150	RPI 150+				
12- 7	0- 3	0- 2	OVERALL	1- 1	4- 1	7- 0				
8- 4	0- 3	0- 1	HOME	0- 0	3- 0	5- 0				
3- 1	0- 0	0- 0	AWAY	1- 0	1- 1	1- 0				
1- 2	0- 0	0- 1	NEUTRAL	0- 1	0- 0	1- 0				
10- 3	0- 1	0- 1	NON-CONFERENCE	0- 1	3- 0	7- 0				
7- 1	0- 1	0- 0	HOME	0- 0	2- 0	5- 0				
2- 0	0- 0	0- 0	AWAY	0- 0	1- 0	1- 0				
1- 2	0- 0	0- 1	NEUTRAL	0- 1	0- 0	1- 0				
2- 4	0- 2	0- 1	CONFERENCE	1- 0	1- 1	0- 0				
1- 3	0- 2	0- 1	HOME	0- 0	1- 0	0- 0				
1- 1	0- 0	0- 0	AWAY	1- 0	0- 1	0- 0				
0- 0	0- 0	0- 0	NEUTRAL	0- 0	0- 0	0- 0				

RPI S	Opponent	Score	RPI S	Opponent	Score	RPI S	Opponent	Score	RPI S	Opponent	Score
1	H South Carolina	57 93	38	N Rutgers	56 62	56	N Seton Hall	65 69	106	A Washington	76 74
4	H UConn	51 64	47	H Arkansas	66 100	68	A Georgia	63 55	109	H Saint Louis	62 50
12	H Mississippi St.	52 68							142	A Florida	60 68
									145	H Tennessee Tech	75 61
									147	H Auburn	77 55
									154	H Furman	74 46
									155	H Columbia	72 51
									255	H Radford	80 46
									270	H Eastern Ky.	75 69
									286	N UC Irvine	76 63
									298	H Jacksonville St.	88 66
									335	A Tennessee St.	106 55
LAST 10 Division I											
12	H Mississippi St.	52 68	147	H Auburn	77 55						
47	H Arkansas	66 100	155	H Columbia	72 51						
1	H South Carolina	57 93	106	A Washington	76 74						
68	A Georgia	63 55	286	N UC Irvine	76 63						
142	A Florida	60 68	270	H Eastern Ky.	75 69						

Non-Div I Games:

Vanderbilt

Loss, Non-Conf, S Site, H Home A Away N Neutral

Average RPI Win:	307	WON-LOST	WINNING	LAST 10	STRENGTH OF	OPP. STRENGTH	TEAM	ADJ.	CONF.	ADJ CONF.
Average RPI Loss:	163	RECORD	PCT. RANK	GAMES	SCHEDULE	OF SCHEDULE	RPI	RPI	RPI	RPI
DIV. I ONLY	8- 10	202	6-4	306	312	277	277	28	28	
DIV. I NON-CONF.	5- 7	205	3-1	297	288	288	288	29	29	
TOTALS	RPI 1-25	RPI 26-50	W-L RECORDS	RPI 51-100	RPI 101-150	RPI 150+				
8- 10	0- 0	0- 0	OVERALL	0- 3	0- 2	8- 5				
6- 3	0- 0	0- 0	HOME	0- 0	0- 1	6- 2				
2- 7	0- 0	0- 0	AWAY	0- 3	0- 1	2- 3				
0- 0	0- 0	0- 0	NEUTRAL	0- 0	0- 0	0- 0				
5- 7	0- 0	0- 0	NON-CONFERENCE	0- 2	0- 2	5- 3				
4- 2	0- 0	0- 0	HOME	0- 0	0- 1	4- 1				
1- 5	0- 0	0- 0	AWAY	0- 2	0- 1	1- 2				
0- 0	0- 0	0- 0	NEUTRAL	0- 0	0- 0	0- 0				
3- 3	0- 0	0- 0	CONFERENCE	0- 1	0- 0	3- 2				
2- 1	0- 0	0- 0	HOME	0- 0	0- 0	2- 1				
1- 2	0- 0	0- 0	AWAY	0- 1	0- 0	1- 1				
0- 0	0- 0	0- 0	NEUTRAL	0- 0	0- 0	0- 0				

RPI S	Opponent	Score	RPI S	Opponent	Score	RPI S	Opponent	Score	RPI S	Opponent	Score
						67	A Minnesota	58 90	134	H Massachusetts	49 83
						95	A Stony Brook	49 67	138	A Rhode Island	74 77
						98	A Loyola Chicago	76 78	153	A Dartmouth	55 72
									168	A Merrimack	53 78
									192	H Binghamton	65 62
									228	H Saint Francis (PA)	69 73
									232	H Maine	47 65
									263	H Navy	64 56
									319	A Albany (NY)	49 58
									321	H Bryant	71 66
									323	H UMBC	60 58
									329	H Canisius	76 53
									334	H NJIT	65 59
									344	A Hartford	63 53
									348	A LIU Brooklyn	73 62
LAST 10 Division I											
232	H Maine	47 65	319	A Albany (NY)	49 58						
344	A Hartford	63 53	168	A Merrimack	53 78						
192	H Binghamton	65 62	348	A LIU Brooklyn	73 62						
323	H UMBC	60 58	334	H NJIT	65 59						
95	A Stony Brook	49 67	329	H Canisius	76 53						

Non-Div I Games: Norwich 86 40

Vermont

Loss, Non-Conf, S Site, H Home A Away N Neutral



Villanova

Through Games Of Jan. 23, 2020

Average RPI Win:	144	WON-LOST	WINNING	LAST 10	STRENGTH OF	OPP. STRENGTH	TEAM	ADJ.	CONF.	ADJ CONF.
Average RPI Loss:	95	RECORD	PCT. RANK	GAMES	SCHEDULE	OF SCHEDULE	RPI	RPI	RPI	RPI
DIV. I ONLY	11- 7	112	7-3	95	48	90	90	6	6	
DIV. I NON-CONF.	6- 5	151	2-1	77	60	86	86	6	6	
TOTALS	RPI 1-25	RPI 26-50	W-L RECORDS	RPI 51-100	RPI 101-150	RPI 150+				
11- 7	0- 1	1- 2	OVERALL	2- 1	3- 1	5- 2				
6- 4	0- 1	0- 1	HOME	0- 0	2- 1	4- 1				
5- 3	0- 0	1- 1	AWAY	2- 1	1- 0	1- 1				
0- 0	0- 0	0- 0	NEUTRAL	0- 0	0- 0	0- 0				
6- 5	0- 0	0- 2	NON-CONFERENCE	1- 1	2- 0	3- 2				
3- 2	0- 0	0- 1	HOME	0- 0	1- 0	2- 1				
3- 3	0- 0	0- 1	AWAY	1- 1	1- 0	1- 1				
0- 0	0- 0	0- 0	NEUTRAL	0- 0	0- 0	0- 0				
5- 2	0- 1	1- 0	CONFERENCE	1- 0	1- 1	2- 0				
3- 2	0- 1	0- 0	HOME	0- 0	1- 1	2- 0				
2- 0	0- 0	1- 0	AWAY	1- 0	0- 0	0- 0				
0- 0	0- 0	0- 0	NEUTRAL	0- 0	0- 0	0- 0				

RPI S	Opponent	Score	RPI S	Opponent	Score	RPI S	Opponent	Score	RPI S	Opponent	Score
23	H Creighton	42 58	39	H James Madison	52 56	56	A Seton Hall	61 55	111	H Butler	41 58
			48	A St. John's (NY)	67 62	68	A Georgia	63 58	115	H Providence	51 49
			49	A Temple	69 74	93	A Drexel	52 54	116	A Fordham	73 66
									123	H Penn	70 58
									152	H George Washington	56 68
									173	H Saint Joseph's	60 44
									196	A American	54 76
									206	A La Salle	77 69
									214	H Xavier	66 54
									219	H Manhattan	63 51
									242	H Georgetown	74 53
LAST 10 Division I											
242	H Georgetown	74 53	56	A Seton Hall	61 55						
123	H Penn	70 58	23	H Creighton	42 58						
214	H Xavier	66 54	115	H Providence	51 49						
111	H Butler	41 58	206	A La Salle	77 69						
48	A St. John's (NY)	67 62	49	A Temple	69 74						

Non-Div I Games:

Villanova

Loss, Non-Conf, S Site, H Home A Away N Neutral

## Virginia

Through Games Of Jan. 23, 2020

Average RPI Win:	98	WON-LOST	WINNING	LAST 10	STRENGTH OF	OPP. STRENGTH	TEAM	ADJ.	CONF.	ADJ CONF.
Average RPI Loss:	32	RECORD	PCT. RANK	GAMES	SCHEDULE	OF SCHEDULE	RPI	RPI	RPI	RPI
DIV. I ONLY	7- 12	247	3-7	1	14	33	33	5	5	
DIV. I NON-CONF.	5- 6	187	1-1	1	21	17	17	3	3	
TOTALS	RPI 1-25	RPI 26-50	W-L RECORDS	RPI 51-100	RPI 101-150	RPI 150+				
7- 12	0- 6	3- 3	OVERALL	2- 3	0- 0	2- 0				
4- 4	0- 2	3- 1	HOME	1- 1	0- 0	0- 0				
3- 7	0- 3	0- 2	AWAY	1- 2	0- 0	2- 0				
0- 1	0- 1	0- 0	NEUTRAL	0- 0	0- 0	0- 0				
5- 6	0- 4	2- 1	NON-CONFERENCE	1- 1	0- 0	2- 0				
3- 2	0- 2	2- 0	HOME	1- 0	0- 0	0- 0				
2- 3	0- 1	0- 1	AWAY	0- 1	0- 0	2- 0				
0- 1	0- 1	0- 0	NEUTRAL	0- 0	0- 0	0- 0				
2- 6	0- 2	1- 2	CONFERENCE	1- 2	0- 0	0- 0				
1- 2	0- 0	1- 1	HOME	0- 1	0- 0	0- 0				
1- 4	0- 2	0- 1	AWAY	1- 1	0- 0	0- 0				
0- 0	0- 0	0- 0	NEUTRAL	0- 0	0- 0	0- 0				

RPI 1-25				RPI 26-50				Team's RPI: 33	RPI 51-100				RPI 101+			
RPI	S	Opponent	Score	RPI	S	Opponent	Score		RPI	S	Opponent	Score	RPI	S	Opponent	Score
2	A	Louisville	56 71	28	H	Virginia Tech	61 69		51	H	Bucknell	84 60	184	A	UNLV	63 55
4	A	UConn	44 83	37	H	Old Dominion	56 53		57	H	North Carolina	47 65	250	A	CSUN	72 47
8	H	UCLA	62 73	38	A	Rutgers	63 73		62	A	Wake Forest	56 62				
12	N	Mississippi St.	59 72	39	H	James Madison	55 49		84	A	Boston College	69 52				
19	A	NC State	60 80	42	H	Duke	66 63		85	A	Southern California	49 59				
20	H	Kentucky	47 50	46	A	Georgia Tech	51 61									
LAST 10 Division I																
2	A	Louisville	56 71	19	A	NC State	60 80									
28	H	Virginia Tech	61 69	57	H	North Carolina	47 65									
62	A	Wake Forest	56 62	46	A	Georgia Tech	51 61									
84	A	Boston College	69 52	12	N	Mississippi St.	59 72									
42	H	Duke	66 63	184	A	UNLV	63 55									

Non-Div I Games:

Virginia

■ Loss, 
■ Non-Conf, S Site, 
■ Home 
■ Away 
N Neutral

Average RPI Win:	143	WON-LOST	WINNING	LAST 10	STRENGTH OF	OPP. STRENGTH	TEAM	ADJ.	CONF.	ADJ CONF.
Average RPI Loss:	37	RECORD	PCT. RANK	GAMES	SCHEDULE	OF SCHEDULE	RPI	RPI	RPI	RPI
DIV. I ONLY	14- 4	39	7-3	63	33	28	28	5	5	
DIV. I NON-CONF.	10- 1	19	3-0	92	86	22	22	3	3	
TOTALS	RPI 1-25	RPI 26-50	W-L RECORDS	RPI 51-100	RPI 101-150	RPI 150+				
14- 4	1- 2	1- 1	OVERALL	5- 1	2- 0	5- 0				
9- 0	1- 0	0- 0	HOME	3- 0	1- 0	4- 0				
2- 3	0- 2	1- 1	AWAY	0- 0	0- 0	1- 0				
3- 1	0- 0	0- 0	NEUTRAL	2- 1	1- 0	0- 0				
10- 1	1- 0	0- 0	NON-CONFERENCE	3- 1	2- 0	4- 0				
6- 0	1- 0	0- 0	HOME	1- 0	1- 0	3- 0				
1- 0	0- 0	0- 0	AWAY	0- 0	0- 0	1- 0				
3- 1	0- 0	0- 0	NEUTRAL	2- 1	1- 0	0- 0				
4- 3	0- 2	1- 1	CONFERENCE	2- 0	0- 0	1- 0				
3- 0	0- 0	0- 0	HOME	2- 0	0- 0	1- 0				
1- 3	0- 2	1- 1	AWAY	0- 0	0- 0	0- 0				
0- 0	0- 0	0- 0	NEUTRAL	0- 0	0- 0	0- 0				

RPI 1-25				RPI 26-50				Team's RPI: 28		RPI 51-100				RPI 101+			
RPI	S	Opponent	Score	RPI	S	Opponent	Score		RPI	S	Opponent	Score	RPI	S	Opponent	Score	
18	A	Florida St.	62 86	33	A	Virginia	69 61		57	H	North Carolina	76 70	108	H	Liberty	73 69	
19	A	NC State	69 76	42	A	Duke	67 72		68	N	Georgia	72 77	148	N	Wichita St.	84 63	
25	H	Purdue	67 54						78	N	Belmont	60 58	204	A	George Mason	77 58	
									84	H	Boston College	70 49	220	H	Gardner-Webb	87 65	
									94	H	Davidson	88 68	228	H	Saint Francis (PA)	105 41	
									99	N	Rice	54 45	297	H	Pittsburgh	68 56	
													322	H	UMES	86 43	
LAST 10 Division I																	
				84	H	Boston College	70 49		19	A	NC State	69 76					
				33	A	Virginia	69 61		18	A	Florida St.	62 86					
				42	A	Duke	67 72		148	N	Wichita St.	84 63					
				297	H	Pittsburgh	68 56		99	N	Rice	54 45					
				57	H	North Carolina	76 70		220	H	Gardner-Webb	87 65					

Non-Div I Games:

Virginia Tech

■ Loss, 
 ■ Non-Conf, S Site, 
 ■ Home 
 ■ Away 
 N Neutral

Average RPI Win: <b>330</b>	WON-LOST	WINNING	LAST 10	STRENGTH OF	OPP. STRENGTH	TEAM	ADJ.	CONF.	ADJ CONF.
Average RPI Loss: <b>133</b>	RECORD	PCT. RANK	GAMES	SCHEDULE	OF SCHEDULE	RPI	RPI	RPI	RPI
DIV. I ONLY	5- 11	269	2-8	157	338	274	274	29	29
DIV. I NON-CONF.	3- 7	252	0-4	45	331	208	208	30	30
TOTALS	RPI 1-25	RPI 26-50	W-L RECORDS	RPI 51-100	RPI 101-150	RPI 150+			
5- 11	0- 1	0- 1	OVERALL	0- 3	0- 2	5- 4			
5- 2	0- 0	0- 0	HOME	0- 1	0- 0	5- 1			
0- 9	0- 1	0- 1	AWAY	0- 2	0- 2	0- 3			
0- 0	0- 0	0- 0	NEUTRAL	0- 0	0- 0	0- 0			
3- 7	0- 1	0- 1	NON-CONFERENCE	0- 3	0- 1	3- 1			
3- 1	0- 0	0- 0	HOME	0- 1	0- 0	3- 0			
0- 6	0- 1	0- 1	AWAY	0- 2	0- 1	0- 1			
0- 0	0- 0	0- 0	NEUTRAL	0- 0	0- 0	0- 0			
2- 4	0- 0	0- 0	CONFERENCE	0- 0	0- 1	2- 3			
2- 1	0- 0	0- 0	HOME	0- 0	0- 0	2- 1			
0- 3	0- 0	0- 0	AWAY	0- 0	0- 1	0- 2			
0- 0	0- 0	0- 0	NEUTRAL	0- 0	0- 0	0- 0			

RPI 1-25				RPI 26-50				RPI 51-100				RPI 101+ Team's RPI: 274			
RPI	S	Opponent	Score	RPI	S	Opponent	Score	RPI	S	Opponent	Score	RPI	S	Opponent	Score
16	A	Maryland	56 <b>119</b>	45	A	Yale	68 <b>87</b>	92	A	Colgate	58 <b>74</b>	111	A	Butler	58 <b>74</b>
								95	H	Stony Brook	45 <b>66</b>	133	A	Robert Morris	47 <b>51</b>
								97	A	Rider	63 <b>77</b>	163	A	Youngstown St.	42 <b>64</b>
												212	A	Mt. St. Mary's	63 <b>78</b>
												228	A	Saint Francis (PA)	50 <b>51</b>
												271	H	Sacred Heart	65 <b>79</b>
												306	H	St. Francis Brooklyn	74 66
												323	H	UMBC	67 60
												334	H	NJIT	61 59
												341	H	Saint Peter's	90 89
												348	H	LIU Brooklyn	63 61
LAST 10 Division I															
348	H	LIU Brooklyn	63 61	212	A	Mt. St. Mary's	63 <b>78</b>								
306	H	St. Francis Brooklyn	74 66	45	A	Yale	68 <b>87</b>								
228	A	Saint Francis (PA)	50 <b>51</b>	92	A	Colgate	58 <b>74</b>								
133	A	Robert Morris	47 <b>51</b>	97	A	Rider	63 <b>77</b>								
271	H	Sacred Heart	65 <b>79</b>	95	H	Stony Brook	45 <b>66</b>								

Non-Div I Games: Staten Island 81 57

Wagner

■ Loss, 
 ■ Non-Conf, 
 ■ S Site, 
 ■ H Home 
 ■ A Away 
 N Neutral

## Wake Forest

Through Games Of Jan. 23, 2020

Average RPI Win:	141	WON-LOST	WINNING	LAST 10	STRENGTH OF	OPP. STRENGTH	TEAM	ADJ.	CONF.	ADJ CONF.
Average RPI Loss:	69	RECORD	PCT. RANK	GAMES	SCHEDULE	OF SCHEDULE	RPI	RPI	RPI	RPI
DIV. I ONLY	11- 8	133	6-4	40	25	62	62	5	5	
DIV. I NON-CONF.	7- 4	100	2-0	129	156	108	108	3	3	
TOTALS	RPI 1-25	RPI 26-50	W-L RECORDS	RPI 51-100	RPI 101-150	RPI 150+				
11- 8	0- 3	3- 1	OVERALL	1- 2	3- 1	4- 1				
7- 3	0- 1	2- 0	HOME	0- 1	1- 1	4- 0				
2- 5	0- 2	1- 1	AWAY	0- 1	1- 0	0- 1				
2- 0	0- 0	0- 0	NEUTRAL	1- 0	1- 0	0- 0				
7- 4	0- 0	0- 1	NON-CONFERENCE	1- 1	3- 1	3- 1				
4- 2	0- 0	0- 0	HOME	0- 1	1- 1	3- 0				
1- 2	0- 0	0- 1	AWAY	0- 0	1- 0	0- 1				
2- 0	0- 0	0- 0	NEUTRAL	1- 0	1- 0	0- 0				
4- 4	0- 3	3- 0	CONFERENCE	0- 1	0- 0	1- 0				
3- 1	0- 1	2- 0	HOME	0- 0	0- 0	1- 0				
1- 3	0- 2	1- 0	AWAY	0- 1	0- 0	0- 0				
0- 0	0- 0	0- 0	NEUTRAL	0- 0	0- 0	0- 0				

RPI 1-25				RPI 26-50				RPI 51-100				Team's RPI: 62	RPI 101+			
RPI	S	Opponent	Score	RPI	S	Opponent	Score	RPI	S	Opponent	Score		RPI	S	Opponent	Score
2	A	Louisville	61 75	33	H	Virginia	62 56	55	A	Miami (FL)	56 59		102	H	UNC Greensboro	65 67
18	H	Florida St.	65 70	42	A	Duke	60 58	71	H	Charlotte	65 77		107	A	Elon	69 57
19	A	NC State	45 59	46	H	Georgia Tech	65 60	87	N	Dayton	78 59		137	H	Campbell	74 46
				48	A	St. John's (NY)	74 82						142	N	Florida	73 68
													177	H	Clemson	63 58
													234	A	ETSU	60 67
													247	H	UNCW	65 55
													248	H	Col. of Charleston	106 50
													282	H	East Carolina	76 53
LAST 10 Division I																
18	H	Florida St.	65 70	46	H	Georgia Tech	65 60									
19	A	NC State	45 59	42	A	Duke	60 58									
33	H	Virginia	62 56	55	A	Miami (FL)	56 59									
2	A	Louisville	61 75	142	N	Florida	73 68									
177	H	Clemson	63 58	87	N	Dayton	78 59									

Non-Div I Games:

Wake Forest

■ Loss, 
 ■ Non-Conf, 
 ■ S Site, 
 ■ H Home 
 ■ A Away 
 N Neutral

Average RPI Win:	177	WON-LOST	WINNING	LAST 10	STRENGTH OF	OPP. STRENGTH	TEAM	ADJ.	CONF.	ADJ CONF.
Average RPI Loss:	77	RECORD	PCT. RANK	GAMES	SCHEDULE	OF SCHEDULE	RPI	RPI	RPI	RPI
DIV. I ONLY	10- 7	121	4-6	82	42	106	106	1	1	
DIV. I NON-CONF.	8- 3	68	2-2	197	103	123	123	1	1	
TOTALS	RPI 1-25	RPI 26-50	W-L RECORDS	RPI 51-100	RPI 101-150	RPI 150+				
10- 7	1- 1	0- 2	OVERALL	1- 2	3- 1	5- 1				
4- 6	0- 0	0- 2	HOME	0- 2	1- 1	3- 1				
3- 1	0- 1	0- 0	AWAY	1- 0	2- 0	0- 0				
3- 0	1- 0	0- 0	NEUTRAL	0- 0	0- 0	2- 0				
8- 3	1- 0	0- 0	NON-CONFERENCE	0- 1	2- 1	5- 1				
4- 3	0- 0	0- 0	HOME	0- 1	1- 1	3- 1				
1- 0	0- 0	0- 0	AWAY	0- 0	1- 0	0- 0				
3- 0	1- 0	0- 0	NEUTRAL	0- 0	0- 0	2- 0				
2- 4	0- 1	0- 2	CONFERENCE	1- 1	1- 0	0- 0				
0- 3	0- 0	0- 2	HOME	0- 1	0- 0	0- 0				
2- 1	0- 1	0- 0	AWAY	1- 0	1- 0	0- 0				
0- 0	0- 0	0- 0	NEUTRAL	0- 0	0- 0	0- 0				

RPI	S	Opponent	Score	RPI	S	Opponent	Score	RPI	S	Opponent	Score	RPI	S	Opponent	Score	Team's RPI: 106
5	N	Iowa	70 63	27	H	Arizona St.	50 67	65	H	Vanderbilt	74 76	103	A	California	67 64	
6	A	Stanford	56 77	43	H	Arizona	58 66	73	A	Washington St.	65 56	126	H	Tulane	62 64	
								73	H	Washington St.	59 66	129	H	CSU Bakersfield	80 49	
												146	A	San Diego	65 47	
												200	H	Hawaii	50 62	
												207	N	Iona	65 34	
												226	H	San Francisco	73 54	
												237	N	Howard	75 58	
												303	H	Weber St.	94 41	
												340	H	Seattle U	78 46	
LAST 10 Division I																
43	H	Arizona	58 66	73	A	Washington St.	65 56									
27	H	Arizona St.	50 67	65	H	Vanderbilt	74 76									
73	H	Washington St.	59 66	226	H	San Francisco	73 54									
6	A	Stanford	56 77	146	A	San Diego	65 47									
103	A	California	67 64	200	H	Hawaii	50 62									

Non-Div I Games:

Washington

■ Loss, 
■ Non-Conf, 
■ S Site, 
■ H Home 
■ A Away 
N Neutral

Average RPI Win:	189	WON-LOST	WINNING	LAST 10	STRENGTH OF	OPP. STRENGTH	TEAM	ADJ.	CONF.	ADJ CONF.
Average RPI Loss:	30	RECORD	PCT. RANK	GAMES	SCHEDULE	OF SCHEDULE	RPI	RPI	RPI	RPI
DIV. I ONLY	9- 9	175	4-6	16	26	73	73	1	1	
DIV. I NON-CONF.	7- 5	131	2-2	51	33	78	78	1	1	
TOTALS	RPI 1-25	RPI 26-50	W-L RECORDS	RPI 51-100	RPI 101-150	RPI 150+				
9- 9	0- 5	0- 2	OVERALL	2- 1	2- 1	5- 0				
5- 4	0- 1	0- 2	HOME	1- 0	0- 1	4- 0				
3- 2	0- 1	0- 0	AWAY	1- 1	2- 0	0- 0				
1- 3	0- 3	0- 0	NEUTRAL	0- 0	0- 0	1- 0				
7- 5	0- 4	0- 0	NON-CONFERENCE	2- 1	0- 0	5- 0				
5- 1	0- 1	0- 0	HOME	1- 0	0- 0	4- 0				
1- 1	0- 0	0- 0	AWAY	1- 1	0- 0	0- 0				
1- 3	0- 3	0- 0	NEUTRAL	0- 0	0- 0	1- 0				
2- 4	0- 1	0- 2	CONFERENCE	0- 0	2- 1	0- 0				
0- 3	0- 0	0- 2	HOME	0- 0	0- 1	0- 0				
2- 1	0- 1	0- 0	AWAY	0- 0	2- 0	0- 0				
0- 0	0- 0	0- 0	NEUTRAL	0- 0	0- 0	0- 0				

RPI	S	Opponent	Score	RPI	S	Opponent	Score	RPI	S	Opponent	Score	RPI	S	Opponent	Score
1	N	South Carolina	53 68	27	H	Arizona St.	56 65	55	A	Miami (FL)	68 74	103	A	California	96 75
6	A	Stanford	58 77	43	H	Arizona	67 74	66	H	BYU	67 50	106	A	Washington	66 59
10	H	Gonzaga	53 76					100	A	Boise St.	80 68	106	H	Washington	56 65
11	N	Baylor	66 89									240	H	Pepperdine	85 48
13	N	Indiana	44 78									244	N	Southern U.	69 54
												250	H	CSUN	71 61
												286	H	UC Irvine	87 59
												305	H	Ark.-Pine Bluff	85 56
LAST 10 Division I															
27	H	Arizona St.	56 65	106	H	Washington	56 65								
43	H	Arizona	67 74	55	A	Miami (FL)	68 74								
106	A	Washington	66 59	244	N	Southern U.	69 54								
103	A	California	96 75	286	H	UC Irvine	87 59								
6	A	Stanford	58 77	10	H	Gonzaga	53 76								

Non-Div I Games:

Washington St.

■ Loss, 
 ■ Non-Conf, 
 ■ S Site, 
 ■ H Home 
 ■ A Away 
 N Neutral

Average RPI Win: <b>260</b>	WON-LOST	WINNING	LAST 10	STRENGTH OF	OPP. STRENGTH	TEAM	ADJ.	CONF.	ADJ CONF.
Average RPI Loss: <b>179</b>	RECORD	PCT. RANK	GAMES	SCHEDULE	OF SCHEDULE	RPI	RPI	RPI	RPI
DIV. I ONLY	3- 14	318	2-8	227	242	303	303	18	18
DIV. I NON-CONF.	2- 7	288	1-1	116	228	237	237	17	17
-----									
TOTALS	RPI 1-25	RPI 26-50	W-L RECORDS	RPI 51-100	RPI 101-150	RPI 150+			
3- 14	0- 1	0- 0	OVERALL	0- 0	0- 6	3- 7			
1- 5	0- 0	0- 0	HOME	0- 0	0- 1	1- 4			
2- 9	0- 1	0- 0	AWAY	0- 0	0- 5	2- 3			
0- 0	0- 0	0- 0	NEUTRAL	0- 0	0- 0	0- 0			
2- 7	0- 1	0- 0	NON-CONFERENCE	0- 0	0- 4	2- 2			
1- 1	0- 0	0- 0	HOME	0- 0	0- 1	1- 0			
1- 6	0- 1	0- 0	AWAY	0- 0	0- 3	1- 2			
0- 0	0- 0	0- 0	NEUTRAL	0- 0	0- 0	0- 0			
1- 7	0- 0	0- 0	CONFERENCE	0- 0	0- 2	1- 5			
0- 4	0- 0	0- 0	HOME	0- 0	0- 0	0- 4			
1- 3	0- 0	0- 0	AWAY	0- 0	0- 2	1- 1			
0- 0	0- 0	0- 0	NEUTRAL	0- 0	0- 0	0- 0			

RPI 1-25				RPI 26-50				RPI 51-100				RPI 101+ Team's RPI: 303			
RPI	S	Opponent	Score	RPI	S	Opponent	Score	RPI	S	Opponent	Score	RPI	S	Opponent	Score
8	A	UCLA	45 <b>85</b>									106	A	Washington	41 <b>94</b>
												113	A	Utah	46 <b>75</b>
												117	A	Pacific	53 <b>76</b>
												124	A	Idaho	50 <b>70</b>
												125	A	Montana St.	52 <b>81</b>
												128	H	Portland	59 <b>78</b>
												199	A	Northern Colo.	65 60
												201	H	Portland St.	57 <b>76</b>
												202	H	Northern Ariz.	82 <b>88</b>
												218	A	UTEP	51 <b>70</b>
												253	H	Idaho St.	54 <b>65</b>
												261	A	UC Riverside	64 54
												288	A	Eastern Wash.	53 <b>63</b>
												309	A	New Mexico St.	47 <b>77</b>
												318	H	Sacramento St.	67 <b>91</b>
												320	H	Utah Valley	72 46
-----															
LAST 10 Division I															
125	A	Montana St.	52 <b>81</b>	202	H	Northern Ariz.	82 <b>88</b>								
201	H	Portland St.	57 <b>76</b>	124	A	Idaho	50 <b>70</b>								
253	H	Idaho St.	54 <b>65</b>	288	A	Eastern Wash.	53 <b>63</b>								
318	H	Sacramento St.	67 <b>91</b>	113	A	Utah	46 <b>75</b>								
199	A	Northern Colo.	65 60	320	H	Utah Valley	72 46								

Non-Div I Games:

Weber St.



Average RPI Win: 166		WON-LOST	WINNING	LAST 10	STRENGTH OF	OPP. STRENGTH	TEAM	ADJ.	CONF.	ADJ CONF.
Average RPI Loss: 25		RECORD	PCT. RANK	GAMES	SCHEDULE	OF SCHEDULE	RPI	RPI	RPI	RPI
DIV. I ONLY		13- 4	42	7-3	69	34	40	40	3	3
DIV. I NON-CONF.		10- 1	19	4-0	182	102	40	40	4	4
TOTALS	RPI 1-25	RPI 26-50		W-L RECORDS		RPI 51-100	RPI 101-150	RPI 150+		
13- 4	1- 2	1- 2		OVERALL		2- 0	1- 0	8- 0		
6- 2	0- 0	1- 2		HOME		0- 0	0- 0	5- 0		
3- 1	1- 1	0- 0		AWAY		1- 0	0- 0	1- 0		
4- 1	0- 1	0- 0		NEUTRAL		1- 0	1- 0	2- 0		
10- 1	1- 1	0- 0		NON-CONFERENCE		1- 0	1- 0	7- 0		
5- 0	0- 0	0- 0		HOME		0- 0	0- 0	5- 0		
1- 0	1- 0	0- 0		AWAY		0- 0	0- 0	0- 0		
4- 1	0- 1	0- 0		NEUTRAL		1- 0	1- 0	2- 0		
3- 3	0- 1	1- 2		CONFERENCE		1- 0	0- 0	1- 0		
1- 2	0- 0	1- 2		HOME		0- 0	0- 0	0- 0		
2- 1	0- 1	0- 0		AWAY		1- 0	0- 0	1- 0		
0- 0	0- 0	0- 0		NEUTRAL		0- 0	0- 0	0- 0		

RPI 1-25				Team's RPI: 40		RPI 51-100				RPI 101+					
RPI	S	Opponent	Score	RPI	S	Opponent	Score	RPI	S	Opponent	Score	RPI	S	Opponent	Score
11	A	Baylor	51 91	32	H	Oklahoma	49 73	74	A	Kansas	68 49	118	N	Syracuse	71 69
12	A	Mississippi St.	71 65	34	H	Oklahoma St.	55 57	91	N	Michigan St.	63 57	156	H	Cornell	68 62
23	N	Creighton	75 82	44	H	Texas	68 63					174	N	Norfolk St.	72 55
												176	A	Kansas St.	74 63
												182	N	New Mexico	73 60
												228	H	Saint Francis (PA)	74 45
												255	H	Radford	74 37
												302	H	Presbyterian	56 40
												343	H	Coppin St.	82 47
LAST 10 Division I															
				34	H	Oklahoma St.	55 57	176	A	Kansas St.	74 63				
				11	A	Baylor	51 91	156	H	Cornell	68 62				
				32	H	Oklahoma	49 73	118	N	Syracuse	71 69				
				44	H	Texas	68 63	91	N	Michigan St.	63 57				
				74	A	Kansas	68 49	174	N	Norfolk St.	72 55				

Non-Div I Games:

West Virginia

■ Loss, ■ Non-Conf, S Site, H Home A Away N Neutral

Average RPI Win:	333	WON-LOST	WINNING	LAST 10	STRENGTH OF	OPP. STRENGTH	TEAM	ADJ.	CONF.	ADJ CONF.
Average RPI Loss:	186	RECORD	PCT. RANK	GAMES	SCHEDULE	OF SCHEDULE	RPI	RPI	RPI	RPI
DIV. I ONLY	1- 16	346	1-9	158	341	330	330	24	24	
DIV. I NON-CONF.	1- 12	335	1-5	100	346	322	322	20	20	
TOTALS	RPI 1-25	RPI 26-50	W-L RECORDS	RPI 51-100	RPI 101-150	RPI 150+				
1- 16	0- 0	0- 0	OVERALL	0- 2	0- 5	1- 9				
1- 8	0- 0	0- 0	HOME	0- 0	0- 3	1- 5				
0- 8	0- 0	0- 0	AWAY	0- 2	0- 2	0- 4				
0- 0	0- 0	0- 0	NEUTRAL	0- 0	0- 0	0- 0				
1- 12	0- 0	0- 0	NON-CONFERENCE	0- 2	0- 4	1- 6				
1- 6	0- 0	0- 0	HOME	0- 0	0- 3	1- 3				
0- 6	0- 0	0- 0	AWAY	0- 2	0- 1	0- 3				
0- 0	0- 0	0- 0	NEUTRAL	0- 0	0- 0	0- 0				
0- 4	0- 0	0- 0	CONFERENCE	0- 0	0- 1	0- 3				
0- 2	0- 0	0- 0	HOME	0- 0	0- 0	0- 2				
0- 2	0- 0	0- 0	AWAY	0- 0	0- 1	0- 1				
0- 0	0- 0	0- 0	NEUTRAL	0- 0	0- 0	0- 0				

RPI 1-25				RPI 26-50				RPI 51-100				RPI 101+				Team's RPI: 330	
RPI	S	Opponent	Score	RPI	S	Opponent	Score	RPI	S	Opponent	Score	RPI	S	Opponent	Score		
								57	A	North Carolina	55	92	101	H	Coastal Caro.	43	66
								94	A	Davidson	51	101	102	A	UNC Greensboro	43	54
												107	A	Elon	24	68	
												137	H	Campbell	40	61	
												145	H	Tennessee Tech	58	62	
												185	H	Cleveland St.	61	68	
												208	H	Chattanooga	52	59	
												220	A	Gardner-Webb	62	88	
												234	H	ETSU	57	62	
												246	H	UNC Asheville	47	64	
												248	A	Col. of Charleston	62	73	
												252	H	Winthrop	60	63	
												299	A	Wofford	63	76	
												333	H	Charleston So.	69	64	
												336	A	USC Upstate	62	70	
LAST 10 Division I																	
299	A	Wofford	63	76	252	H	Winthrop	60	63								
102	A	UNC Greensboro	43	54	145	H	Tennessee Tech	58	62								
234	H	ETSU	57	62	185	H	Cleveland St.	61	68								
208	H	Chattanooga	52	59	333	H	Charleston So.	69	64								
248	A	Col. of Charleston	62	73	220	A	Gardner-Webb	62	88								

Non-Div I Games: Southern Wesleyan 70 37 UVa-Wise 64 55

Western Caro.

Average RPI Win:	281	WON-LOST	WINNING	LAST 10	STRENGTH OF	OPP. STRENGTH	TEAM	ADJ.	CONF.	ADJ CONF.
Average RPI Loss:	88	RECORD	PCT. RANK	GAMES	SCHEDULE	OF SCHEDULE	RPI	RPI	RPI	RPI
DIV. I ONLY	7- 9	207	6-4	201	159	213	213	19	19	
DIV. I NON-CONF.	3- 7	252	2-2	157	154	241	241	19	19	
TOTALS	RPI 1-25	RPI 26-50	W-L RECORDS	RPI 51-100	RPI 101-150	RPI 150+				
7- 9	0- 1	0- 2	OVERALL	0- 4	0- 1	7- 1				
5- 2	0- 0	0- 1	HOME	0- 1	0- 0	5- 0				
2- 5	0- 1	0- 1	AWAY	0- 2	0- 1	2- 0				
0- 2	0- 0	0- 0	NEUTRAL	0- 1	0- 0	0- 1				
3- 7	0- 1	0- 1	NON-CONFERENCE	0- 3	0- 1	3- 1				
2- 1	0- 0	0- 0	HOME	0- 1	0- 0	2- 0				
1- 4	0- 1	0- 1	AWAY	0- 1	0- 1	1- 0				
0- 2	0- 0	0- 0	NEUTRAL	0- 1	0- 0	0- 1				
4- 2	0- 0	0- 1	CONFERENCE	0- 1	0- 0	4- 0				
3- 1	0- 0	0- 1	HOME	0- 0	0- 0	3- 0				
1- 1	0- 0	0- 0	AWAY	0- 1	0- 0	1- 0				
0- 0	0- 0	0- 0	NEUTRAL	0- 0	0- 0	0- 0				

RPI 1-25				RPI 26-50				RPI 51-100				RPI 101+ Team's RPI: 213			
RPI	S	Opponent	Score	RPI	S	Opponent	Score	RPI	S	Opponent	Score	RPI	S	Opponent	Score
25	A	Purdue	59 66	35	A	Drake	75 94	72	N	Southern Ill.	65 79	150	A	Missouri	89 97
				41	H	South Dakota	65 96	76	H	Bradley	49 84	178	H	Southeast Mo. St.	97 91
								79	A	South Dakota St.	45 75	231	N	Eastern Ill.	52 60
								83	A	Illinois St.	65 78	257	H	Oral Roberts	75 61
												272	H	Indiana St.	83 72
												291	A	North Dakota St.	79 78
												293	H	Denver	82 75
												331	H	Purdue Fort Wayne	79 68
												347	A	Chicago St.	88 78
LAST 10 Division I															
257	H	Oral Roberts	75 61	41	H	South Dakota	65 96	231	N	Eastern Ill.	52 60				
293	H	Denver	82 75					72	N	Southern Ill.	65 79				
331	H	Purdue Fort Wayne	79 68					178	H	Southeast Mo. St.	97 91				
79	A	South Dakota St.	45 75					347	A	Chicago St.	88 78				
291	A	North Dakota St.	79 78												

Non-Div I Games: Culver-Stockton 82 76 Ill.-Springfield 91 51 Mo. Baptist 90 69

Western Ill.

Average RPI Win: <b>122</b>	WON-LOST	WINNING	LAST 10	STRENGTH OF	OPP. STRENGTH	TEAM	ADJ.	CONF.	ADJ CONF.
Average RPI Loss: <b>94</b>	RECORD	PCT. RANK	GAMES	SCHEDULE	OF SCHEDULE	RPI	RPI	RPI	RPI
DIV. I ONLY	11- 6	92	6-4	48	30	31	31	13	13
DIV. I NON-CONF.	8- 3	68	3-1	91	7	25	25	13	13
TOTALS	RPI 1-25	RPI 26-50	W-L RECORDS	RPI 51-100	RPI 101-150	RPI 150+			
11- 6	1- 2	1- 1	OVERALL	4- 1	1- 0	4- 2			
6- 0	1- 0	1- 0	HOME	2- 0	1- 0	1- 0			
4- 6	0- 2	0- 1	AWAY	2- 1	0- 0	2- 2			
1- 0	0- 0	0- 0	NEUTRAL	0- 0	0- 0	1- 0			
8- 3	1- 2	1- 0	NON-CONFERENCE	2- 0	0- 0	4- 1			
4- 0	1- 0	1- 0	HOME	1- 0	0- 0	1- 0			
3- 3	0- 2	0- 0	AWAY	1- 0	0- 0	2- 1			
1- 0	0- 0	0- 0	NEUTRAL	0- 0	0- 0	1- 0			
3- 3	0- 0	0- 1	CONFERENCE	2- 1	1- 0	0- 1			
2- 0	0- 0	0- 0	HOME	1- 0	1- 0	0- 0			
1- 3	0- 0	0- 1	AWAY	1- 1	0- 0	0- 1			
0- 0	0- 0	0- 0	NEUTRAL	0- 0	0- 0	0- 0			

RPI 1-25				RPI 26-50				Team's RPI: 31				RPI 51-100				RPI 101+			
RPI	S	Opponent	Score	RPI	S	Opponent	Score	RPI	S	Opponent	Score	RPI	S	Opponent	Score	RPI	S	Opponent	Score
2	A	Louisville	56 75	32	H	Oklahoma	74 63	59	H	Middle Tenn.	71 63	132	H	UAB	69 65				
22	H	Central Mich.	93 58	37	A	Old Dominion	65 76	64	A	Ball St.	91 86	165	A	Samford	88 84				
25	A	Purdue	50 67					71	A	Charlotte	60 56	169	A	Saint Mary's (CA)	73 80				
								78	H	Belmont	77 46	188	H	Little Rock	77 58				
								99	A	Rice	65 73	205	N	Tulsa	76 63				
												230	A	North Texas	54 61				
												328	A	Mercer	75 62				
LAST 10 Division I																			
		71	A	Charlotte	60 56			230	A	North Texas	54 61								
		37	A	Old Dominion	65 76			25	A	Purdue	50 67								
		59	H	Middle Tenn.	71 63			165	A	Samford	88 84								
		132	H	UAB	69 65			64	A	Ball St.	91 86								
		99	A	Rice	65 73			32	H	Oklahoma	74 63								

Non-Div I Games:

Western Ky.

■ Loss, 
■ Non-Conf, 
■ S Site, 
■ H Home 
■ A Away 
N Neutral

Average RPI Win:	237	WON-LOST	WINNING	LAST 10	STRENGTH OF	OPP. STRENGTH	TEAM	ADJ.	CONF.	ADJ CONF.
Average RPI Loss:	124	RECORD	PCT. RANK	GAMES	SCHEDULE	OF SCHEDULE	RPI	RPI	RPI	RPI
DIV. I ONLY	9- 7	143	6-4	166	237	141	141	10	10	
DIV. I NON-CONF.	6- 4	123	3-1	258	325	171	171	10	10	
TOTALS	RPI 1-25	RPI 26-50	W-L RECORDS	RPI 51-100	RPI 101-150	RPI 150+				
9- 7	0- 1	0- 0	OVERALL	2- 2	0- 1	7- 3				
4- 2	0- 1	0- 0	HOME	1- 0	0- 0	3- 1				
3- 4	0- 0	0- 0	AWAY	1- 1	0- 1	2- 2				
2- 1	0- 0	0- 0	NEUTRAL	0- 1	0- 0	2- 0				
6- 4	0- 0	0- 0	NON-CONFERENCE	1- 2	0- 0	5- 2				
2- 1	0- 0	0- 0	HOME	0- 0	0- 0	2- 1				
2- 2	0- 0	0- 0	AWAY	1- 1	0- 0	1- 1				
2- 1	0- 0	0- 0	NEUTRAL	0- 1	0- 0	2- 0				
3- 3	0- 1	0- 0	CONFERENCE	1- 0	0- 1	2- 1				
2- 1	0- 1	0- 0	HOME	1- 0	0- 0	1- 0				
1- 2	0- 0	0- 0	AWAY	0- 0	0- 1	1- 1				
0- 0	0- 0	0- 0	NEUTRAL	0- 0	0- 0	0- 0				

RPI 1-25				RPI 26-50				RPI 51-100				RPI 101+				Team's RPI: 141
RPI	S	Opponent	Score	RPI	S	Opponent	Score	RPI	S	Opponent	Score	RPI	S	Opponent	Score	
22	H	Central Mich.	70 80					54	A	Michigan	55 76	110	A	Kent St.	63 75	
								75	H	Ohio	73 72	161	H	Toledo	84 72	
								95	N	Stony Brook	47 50	175	H	Fla. Atlantic	79 80	
								98	A	Loyola Chicago	70 60	193	A	Akron	56 51	
												197	A	Bowling Green	63 72	
												218	A	UTEP	46 76	
												293	N	Denver	79 70	
												309	N	New Mexico St.	79 76	
												313	H	Detroit Mercy	82 67	
												342	A	UIC	80 52	
												347	H	Chicago St.	90 69	
LAST 10 Division I																
197	A	Bowling Green	63 72	161	H	Toledo	84 72									
22	H	Central Mich.	70 80	98	A	Loyola Chicago	70 60									
75	H	Ohio	73 72	95	N	Stony Brook	47 50									
110	A	Kent St.	63 75	293	N	Denver	79 70									
193	A	Akron	56 51	347	H	Chicago St.	90 69									

Non-Div I Games: Kentucky St. 80 41

Western Mich.

Average RPI Win:	210	WON-LOST	WINNING	LAST 10	STRENGTH OF	OPP. STRENGTH	TEAM	ADJ.	CONF.	ADJ CONF.
Average RPI Loss:	72	RECORD	PCT. RANK	GAMES	SCHEDULE	OF SCHEDULE	RPI	RPI	RPI	RPI
DIV. I ONLY	11- 8	133	6-4	178	56	148	148	9	9	
DIV. I NON-CONF.	8- 5	117	3-1	236	76	143	143	8	8	
TOTALS	RPI 1-25	RPI 26-50	W-L RECORDS	RPI 51-100	RPI 101-150	RPI 150+				
11- 8	0- 3	2- 1	OVERALL	0- 2	1- 1	8- 1				
8- 3	0- 0	2- 0	HOME	0- 2	0- 1	6- 0				
2- 4	0- 3	0- 0	AWAY	0- 0	0- 0	2- 1				
1- 1	0- 0	0- 1	NEUTRAL	0- 0	1- 0	0- 0				
8- 5	0- 2	1- 1	NON-CONFERENCE	0- 1	1- 0	6- 1				
6- 1	0- 0	1- 0	HOME	0- 1	0- 0	5- 0				
1- 3	0- 2	0- 0	AWAY	0- 0	0- 0	1- 1				
1- 1	0- 0	0- 1	NEUTRAL	0- 0	1- 0	0- 0				
3- 3	0- 1	1- 0	CONFERENCE	0- 1	0- 1	2- 0				
2- 2	0- 0	1- 0	HOME	0- 1	0- 1	1- 0				
1- 1	0- 1	0- 0	AWAY	0- 0	0- 0	1- 0				
0- 0	0- 0	0- 0	NEUTRAL	0- 0	0- 0	0- 0				

RPI 1-25				RPI 26-50				RPI 51-100				RPI 101+ Team's RPI: 148			
RPI	S	Opponent	Score	RPI	S	Opponent	Score	RPI	S	Opponent	Score	RPI	S	Opponent	Score
3	A	Missouri St.	55 68	28	N	Virginia Tech	63 84	52	H	UNI	50 61	125	N	Montana St.	66 64
4	A	UConn	55 83	32	H	Oklahoma	88 83	86	H	South Fla.	50 56	126	H	Tulane	56 61
23	A	Creighton	46 56	49	H	Temple	72 70					179	H	Eastern Mich.	63 52
												205	H	Tulsa	57 46
												238	A	Louisiana Tech	88 80
												244	H	Southern U.	69 63
												257	A	Oral Roberts	66 79
												282	A	East Carolina	61 53
												305	H	Ark.-Pine Bluff	100 50
												316	H	Houston Baptist	59 42
												339	H	Grambling	77 65
LAST 10 Division I															
				86	H	South Fla.	50 56	4	A	UConn	55 83				
				49	H	Temple	72 70	339	H	Grambling	77 65				
				205	H	Tulsa	57 46	28	N	Virginia Tech	63 84				
				282	A	East Carolina	61 53	125	N	Montana St.	66 64				
				126	H	Tulane	56 61	305	H	Ark.-Pine Bluff	100 50				

Non-Div I Games:

Wichita St.

William & Mary

Through Games Of Jan. 23, 2020

Average RPI Win:	250	WON-LOST	WINNING	LAST 10	STRENGTH OF	OPP. STRENGTH	TEAM	ADJ.	CONF.	ADJ CONF.
Average RPI Loss:	118	RECORD	PCT. RANK	GAMES	SCHEDULE	OF SCHEDULE	RPI	RPI	RPI	RPI
DIV. I ONLY	12- 5	61	6-4	326	129	157	157	14	14	
DIV. I NON-CONF.	9- 2	38	3-1	336	134	139	139	14	14	
TOTALS	RPI 1-25	RPI 26-50	W-L RECORDS	RPI 51-100	RPI 101-150	RPI 150+				
12- 5	0- 0	0- 2	OVERALL	0- 0	1- 2	11- 1				
5- 2	0- 0	0- 1	HOME	0- 0	0- 0	5- 1				
7- 3	0- 0	0- 1	AWAY	0- 0	1- 2	6- 0				
0- 0	0- 0	0- 0	NEUTRAL	0- 0	0- 0	0- 0				
9- 2	0- 0	0- 1	NON-CONFERENCE	0- 0	1- 1	8- 0				
4- 1	0- 0	0- 1	HOME	0- 0	0- 0	4- 0				
5- 1	0- 0	0- 0	AWAY	0- 0	1- 1	4- 0				
0- 0	0- 0	0- 0	NEUTRAL	0- 0	0- 0	0- 0				
3- 3	0- 0	0- 1	CONFERENCE	0- 0	0- 1	3- 1				
1- 1	0- 0	0- 0	HOME	0- 0	0- 0	1- 1				
2- 2	0- 0	0- 1	AWAY	0- 0	0- 1	2- 0				
0- 0	0- 0	0- 0	NEUTRAL	0- 0	0- 0	0- 0				

RPI S	Opponent	Score	RPI S	Opponent	Score	RPI S	Opponent	Score	RPI S	Opponent	Score	Team's RPI: 157
			37	H Old Dominion	58 69				121	A VCU	69 55	
			39	A James Madison	70 84				130	A Richmond	73 76	
									135	A Northeastern	55 61	
									152	A George Washington	63 51	
									171	A Towson	83 75	
									174	H Norfolk St.	65 56	
									247	H UNCW	55 72	
									248	H Col. of Charleston	85 60	
									264	A Delaware St.	73 52	
									281	A Army West Point	77 65	
									282	A East Carolina	78 68	
									312	A Hofstra	66 53	
									322	H UMES	78 50	
									323	H UMBC	76 48	
									344	H Hartford	61 44	
LAST 10 Division I												
			135	A Northeastern	55 61	39	A James Madison	70 84				
			312	A Hofstra	66 53	152	A George Washington	63 51				
			248	H Col. of Charleston	85 60	174	H Norfolk St.	65 56				
			247	H UNCW	55 72	121	A VCU	69 55				
			171	A Towson	83 75	37	H Old Dominion	58 69				

Non-Div I Games:

William & Mary

Loss, Non-Conf, S Site, H Home A Away N Neutral

## Winthrop

Through Games Of Jan. 23, 2020

Average RPI Win:	279	WON-LOST	WINNING	LAST 10	STRENGTH OF	OPP. STRENGTH	TEAM	ADJ.	CONF.	ADJ CONF.
Average RPI Loss:	191	RECORD	PCT. RANK	GAMES	SCHEDULE	OF SCHEDULE	RPI	RPI	RPI	RPI
DIV. I ONLY	8- 9	192	7-3	300	307	252	252	26	26	
DIV. I NON-CONF.	3- 6	235	2-0	318	231	298	298	27	27	
TOTALS	RPI 1-25	RPI 26-50	W-L RECORDS	RPI 51-100	RPI 101-150	RPI 150+				
8- 9	0- 1	0- 1	OVERALL	0- 0	0- 1	8- 6				
4- 3	0- 0	0- 0	HOME	0- 0	0- 0	4- 3				
4- 5	0- 1	0- 1	AWAY	0- 0	0- 1	4- 2				
0- 1	0- 0	0- 0	NEUTRAL	0- 0	0- 0	0- 1				
3- 6	0- 1	0- 1	NON-CONFERENCE	0- 0	0- 0	3- 4				
0- 3	0- 0	0- 0	HOME	0- 0	0- 0	0- 3				
3- 2	0- 1	0- 1	AWAY	0- 0	0- 0	3- 0				
0- 1	0- 0	0- 0	NEUTRAL	0- 0	0- 0	0- 1				
5- 3	0- 0	0- 0	CONFERENCE	0- 0	0- 1	5- 2				
4- 0	0- 0	0- 0	HOME	0- 0	0- 0	4- 0				
1- 3	0- 0	0- 0	AWAY	0- 0	0- 1	1- 2				
0- 0	0- 0	0- 0	NEUTRAL	0- 0	0- 0	0- 0				

RPI 1-25				RPI 26-50				RPI 51-100				RPI 101+ Team's RPI: 252			
RPI	S	Opponent	Score	RPI	S	Opponent	Score	RPI	S	Opponent	Score	RPI	S	Opponent	Score
20	A	Kentucky	36 91	37	A	Old Dominion	44 68					137	A	Campbell	47 63
												172	H	Hampton	72 66
												207	H	Iona	61 68
												220	A	Gardner-Webb	59 71
												243	H	High Point	69 63
												247	A	UNCW	75 63
												248	H	Col. of Charleston	73 84
												255	A	Radford	53 54
												287	H	Longwood	74 63
												296	H	Ga. Southern	47 91
												299	N	Wofford	59 60
												302	H	Presbyterian	61 54
												311	A	N.C. Central	56 46
												330	A	Western Caro.	63 60
												336	A	USC Upstate	52 38
LAST 10 Division I															
287	H	Longwood	74 63	220	A	Gardner-Webb	59 71								
255	A	Radford	53 54	243	H	High Point	69 63								
137	A	Campbell	47 63	172	H	Hampton	72 66								
302	H	Presbyterian	61 54	330	A	Western Caro.	63 60								
336	A	USC Upstate	52 38	247	A	UNCW	75 63								

Non-Div I Games:

Winthrop

■ Loss, 
 ■ Non-Conf, 
 S Site, 
 ■ Home 
 ■ Away 
 N Neutral



Average RPI Win:	211	WON-LOST	WINNING	LAST 10	STRENGTH OF	OPP. STRENGTH	TEAM	ADJ.	CONF.	ADJ CONF.
Average RPI Loss:	46	RECORD	PCT. RANK	GAMES	SCHEDULE	OF SCHEDULE	RPI	RPI	RPI	RPI
DIV. I ONLY	10- 9	167	4-6	72	72	118	118	2	2	
DIV. I NON-CONF.	8- 3	68	2-0	207	197	96	96	2	2	
TOTALS	RPI 1-25	RPI 26-50	W-L RECORDS	RPI 51-100	RPI 101-150	RPI 150+				
10- 9	0- 2	0- 4	OVERALL	3- 3	0- 0	7- 0				
7- 3	0- 1	0- 1	HOME	1- 1	0- 0	6- 0				
2- 5	0- 1	0- 2	AWAY	1- 2	0- 0	1- 0				
1- 1	0- 0	0- 1	NEUTRAL	1- 0	0- 0	0- 0				
8- 3	0- 0	0- 3	NON-CONFERENCE	2- 0	0- 0	6- 0				
6- 0	0- 0	0- 0	HOME	1- 0	0- 0	5- 0				
1- 2	0- 0	0- 2	AWAY	0- 0	0- 0	1- 0				
1- 1	0- 0	0- 1	NEUTRAL	1- 0	0- 0	0- 0				
2- 6	0- 2	0- 1	CONFERENCE	1- 3	0- 0	1- 0				
1- 3	0- 1	0- 1	HOME	0- 1	0- 0	1- 0				
1- 3	0- 1	0- 0	AWAY	1- 2	0- 0	0- 0				
0- 0	0- 0	0- 0	NEUTRAL	0- 0	0- 0	0- 0				

RPI 1-25				RPI 26-50				RPI 51-100				RPI 101+ Team's RPI: 118			
RPI	S	Opponent	Score	RPI	S	Opponent	Score	RPI	S	Opponent	Score	RPI	S	Opponent	Score
5	H	Iowa	78 85	38	H	Rutgers	61 64	54	H	Michigan	56 68	189	H	Penn St.	71 65
25	A	Purdue	61 72	46	A	Georgia Tech	41 60	60	A	Nebraska	50 65	231	H	Eastern Ill.	63 55
				47	N	Arkansas	64 68	64	N	Ball St.	67 56	280	H	Milwaukee	71 40
				50	A	Colorado	57 74	67	A	Minnesota	72 62	291	A	North Dakota St.	64 63
								82	H	North Florida	75 62	299	H	Wofford	78 65
								91	A	Michigan St.	52 69	301	H	Prairie View	68 42
												308	H	Alabama St.	85 67
LAST 10 Division I															
67	A	Minnesota	72 62	189	H	Penn St.	71 65								
5	H	Iowa	78 85	25	A	Purdue	61 72								
54	H	Michigan	56 68	38	H	Rutgers	61 64								
91	A	Michigan St.	52 69	301	H	Prairie View	68 42								
60	A	Nebraska	50 65	308	H	Alabama St.	85 67								

Non-Div I Games:

Wisconsin

■ Loss, 
■ Non-Conf, 
■ S Site, 
■ H Home 
■ A Away 
N Neutral

Wofford

Through Games Of Jan. 23, 2020

Average RPI Win: <b>283</b>	WON-LOST	WINNING	LAST 10	STRENGTH OF	OPP. STRENGTH	TEAM	ADJ.	CONF.	ADJ CONF.
Average RPI Loss: <b>182</b>	RECORD	PCT. RANK	GAMES	SCHEDULE	OF SCHEDULE	RPI	RPI	RPI	RPI
DIV. I ONLY	7- 10	218	4-6	324	241	299	299	24	24
DIV. I NON-CONF.	4- 8	235	1-4	222	314	295	295	20	20
TOTALS	RPI 1-25	RPI 26-50	W-L RECORDS	RPI 51-100	RPI 101-150	RPI 150+			
7- 10	0- 0	0- 0	OVERALL	0- 1	0- 3	7- 6			
5- 4	0- 0	0- 0	HOME	0- 0	0- 1	5- 3			
1- 6	0- 0	0- 0	AWAY	0- 1	0- 2	1- 3			
1- 0	0- 0	0- 0	NEUTRAL	0- 0	0- 0	1- 0			
4- 8	0- 0	0- 0	NON-CONFERENCE	0- 1	0- 3	4- 4			
3- 3	0- 0	0- 0	HOME	0- 0	0- 1	3- 2			
0- 5	0- 0	0- 0	AWAY	0- 1	0- 2	0- 2			
1- 0	0- 0	0- 0	NEUTRAL	0- 0	0- 0	1- 0			
3- 2	0- 0	0- 0	CONFERENCE	0- 0	0- 0	3- 2			
2- 1	0- 0	0- 0	HOME	0- 0	0- 0	2- 1			
1- 1	0- 0	0- 0	AWAY	0- 0	0- 0	1- 1			
0- 0	0- 0	0- 0	NEUTRAL	0- 0	0- 0	0- 0			

RPI S	Opponent	Score	RPI S	Opponent	Score	RPI S	Opponent	Score	RPI S	Opponent	Score	Team's RPI: 299
						74 A	Kansas	64 83	101 H	Coastal Caro.	73 78	
									118 A	Wisconsin	65 78	
									147 A	Auburn	82 84	
									165 H	Samford	58 74	
									208 A	Chattanooga	76 80	
									220 A	Gardner-Webb	53 67	
									221 A	Northern Ky.	72 80	
									234 A	ETSU	76 47	
									246 H	UNC Asheville	75 38	
									252 N	Winthrop	60 59	
									266 H	Appalachian St.	51 54	
									287 H	Longwood	79 76	
									296 H	Ga. Southern	57 70	
									302 H	Presbyterian	67 60	
									328 H	Mercer	77 49	
									330 H	Western Caro.	76 63	
LAST 10 Division I												
330 H	Western Caro.	76 63	74 A	Kansas	64 83	221 A	Northern Ky.	72 80				
234 A	ETSU	76 47	246 H	UNC Asheville	75 38	266 H	Appalachian St.	51 54				
208 A	Chattanooga	76 80	296 H	Ga. Southern	57 70							
328 H	Mercer	77 49										
165 H	Samford	58 74										

Non-Div I Games: Brevard 82 34 Erskine 100 38 UNKNOWN 89 38

Wofford

Loss, Non-Conf, S Site, H Home A Away N Neutral

Average RPI Win:	224	WON-LOST	WINNING	LAST 10	STRENGTH OF	OPP. STRENGTH	TEAM	ADJ.	CONF.	ADJ CONF.
Average RPI Loss:	127	RECORD	PCT. RANK	GAMES	SCHEDULE	OF SCHEDULE	RPI	RPI	RPI	RPI
DIV. I ONLY	10- 8	150	6-4	226	157	144	144	21	21	
DIV. I NON-CONF.	4- 6	212	0-2	193	45	179	179	18	18	
TOTALS	RPI 1-25	RPI 26-50	W-L RECORDS	RPI 51-100	RPI 101-150	RPI 150+				
10- 8	0- 0	0- 0	OVERALL	0- 5	1- 1	9- 2				
4- 1	0- 0	0- 0	HOME	0- 1	1- 0	3- 0				
5- 5	0- 0	0- 0	AWAY	0- 3	0- 1	5- 1				
1- 2	0- 0	0- 0	NEUTRAL	0- 1	0- 0	1- 1				
4- 6	0- 0	0- 0	NON-CONFERENCE	0- 4	1- 1	3- 1				
1- 1	0- 0	0- 0	HOME	0- 1	1- 0	0- 0				
2- 3	0- 0	0- 0	AWAY	0- 2	0- 1	2- 0				
1- 2	0- 0	0- 0	NEUTRAL	0- 1	0- 0	1- 1				
6- 2	0- 0	0- 0	CONFERENCE	0- 1	0- 0	6- 1				
3- 0	0- 0	0- 0	HOME	0- 0	0- 0	3- 0				
3- 2	0- 0	0- 0	AWAY	0- 1	0- 0	3- 1				
0- 0	0- 0	0- 0	NEUTRAL	0- 0	0- 0	0- 0				

RPI 1-25			RPI 26-50			RPI 51-100			RPI 101+			Team's RPI: 144
RPI	S	Opponent	Score	RPI	S	Opponent	Score	RPI	S	Opponent	Score	
						53 A IUPUI	60 80	104 A UT Arlington		62 68		
						61 A UCF	53 69	129 H CSU Bakersfield		65 60		
						63 A Iowa St.	71 79	163 H Youngstown St.		91 41		
						74 N Kansas	63 74	181 A Green Bay		70 58		
						88 H Abilene Christian	64 83	185 H Cleveland St.		78 62		
								210 A SMU		69 61		
								214 A Xavier		86 74		
								221 A Northern Ky.		63 55		
								280 A Milwaukee		58 60		
								285 N Loyola Maryland		66 51		
								290 N St. Bonaventure		56 57		
								313 H Detroit Mercy		67 61		
								342 A UIC		58 43		
LAST 10 Division I												
313	H	Detroit Mercy	67 61	185	H	Cleveland St.	78 62					
221	A	Northern Ky.	63 55	181	A	Green Bay	70 58					
53	A	IUPUI	60 80	280	A	Milwaukee	58 60					
342	A	UIC	58 43	61	A	UCF	53 69					
163	H	Youngstown St.	91 41	290	N	St. Bonaventure	56 57					

Non-Div I Games: Marian (IN) 64 60

Wright St.

## Wyoming

Through Games Of Jan. 23, 2020

Average RPI Win:	246	WON-LOST	WINNING	LAST 10	STRENGTH OF	OPP. STRENGTH	TEAM	ADJ.	CONF.	ADJ CONF.
Average RPI Loss:	159	RECORD	PCT. RANK	GAMES	SCHEDULE	OF SCHEDULE	RPI	RPI	RPI	RPI
DIV. I ONLY	8- 9	192	4-6	229	235	217	217	17	17	
DIV. I NON-CONF.	3- 5	224	1-2	218	224	260	260	23	23	
TOTALS	RPI 1-25	RPI 26-50	W-L RECORDS	RPI 51-100	RPI 101-150	RPI 150+				
8- 9	0- 1	0- 1	OVERALL	1- 2	0- 0	7- 5				
5- 4	0- 1	0- 1	HOME	1- 0	0- 0	4- 2				
3- 5	0- 0	0- 0	AWAY	0- 2	0- 0	3- 3				
0- 0	0- 0	0- 0	NEUTRAL	0- 0	0- 0	0- 0				
3- 5	0- 1	0- 1	NON-CONFERENCE	0- 1	0- 0	3- 2				
2- 3	0- 1	0- 1	HOME	0- 0	0- 0	2- 1				
1- 2	0- 0	0- 0	AWAY	0- 1	0- 0	1- 1				
0- 0	0- 0	0- 0	NEUTRAL	0- 0	0- 0	0- 0				
5- 4	0- 0	0- 0	CONFERENCE	1- 1	0- 0	4- 3				
3- 1	0- 0	0- 0	HOME	1- 0	0- 0	2- 1				
2- 3	0- 0	0- 0	AWAY	0- 1	0- 0	2- 2				
0- 0	0- 0	0- 0	NEUTRAL	0- 0	0- 0	0- 0				

RPI 1-25				RPI 26-50				RPI 51-100				RPI 101+ Team's RPI: 217			
RPI	S	Opponent	Score	RPI	S	Opponent	Score	RPI	S	Opponent	Score	RPI	S	Opponent	Score
10	H	Gonzaga	54 65	50	H	Colorado	56 66	79	A	South Dakota St.	40 67	169	H	Saint Mary's (CA)	69 67
								89	A	Fresno St.	59 89	182	A	New Mexico	73 66
								100	H	Boise St.	73 68	184	A	UNLV	53 65
												199	H	Northern Colo.	44 46
												256	H	Colorado St.	49 56
												273	A	San Diego St.	60 67
												273	H	San Diego St.	81 67
												284	H	Nevada	83 59
												291	A	North Dakota St.	66 57
												293	A	Denver	57 71
												315	A	Air Force	65 63
												351	H	Mississippi Val.	95 22
LAST 10 Division I															
273	H	San Diego St.	81 67	256	H	Colorado St.	49 56	100	H	Boise St.	73 68	10	H	Gonzaga	54 65
89	A	Fresno St.	59 89					199	H	Northern Colo.	44 46	351	H	Mississippi Val.	95 22
284	H	Nevada	83 59												
184	A	UNLV	53 65												
273	A	San Diego St.	60 67												

Non-Div I Games: Colo. Christian 70 31

Wyoming

■ Loss, 
 ■ Non-Conf, S Site, 
 ■ Home 
 ■ Away 
 N Neutral

Average RPI Win:	178	WON-LOST	WINNING	LAST 10	STRENGTH OF	OPP. STRENGTH	TEAM	ADJ.	CONF.	ADJ CONF.
Average RPI Loss:	90	RECORD	PCT. RANK	GAMES	SCHEDULE	OF SCHEDULE	RPI	RPI	RPI	RPI
DIV. I ONLY	2- 16	336	1-9	15	78	214	214	6	6	
DIV. I NON-CONF.	1- 10	329	0-3	14	158	239	239	6	6	
TOTALS	RPI 1-25	RPI 26-50	W-L RECORDS	RPI 51-100	RPI 101-150	RPI 150+				
2- 16	0- 2	0- 4	OVERALL	0- 4	1- 5	1- 1				
1- 9	0- 1	0- 3	HOME	0- 1	1- 3	0- 1				
1- 5	0- 0	0- 1	AWAY	0- 3	0- 1	1- 0				
0- 2	0- 1	0- 0	NEUTRAL	0- 0	0- 1	0- 0				
1- 10	0- 1	0- 2	NON-CONFERENCE	0- 2	1- 4	0- 1				
1- 4	0- 0	0- 1	HOME	0- 0	1- 2	0- 1				
0- 4	0- 0	0- 1	AWAY	0- 2	0- 1	0- 0				
0- 2	0- 1	0- 0	NEUTRAL	0- 0	0- 1	0- 0				
1- 6	0- 1	0- 2	CONFERENCE	0- 2	0- 1	1- 0				
0- 5	0- 1	0- 2	HOME	0- 1	0- 1	0- 0				
1- 1	0- 0	0- 0	AWAY	0- 1	0- 0	1- 0				
0- 0	0- 0	0- 0	NEUTRAL	0- 0	0- 0	0- 0				

RPI	S	Opponent	Score	RPI	S	Opponent	Score	RPI	S	Opponent	Score	RPI	S	Opponent	Score	Team's RPI: 214
14	H	DePaul	68 <b>91</b>	36	H	Marquette	60 <b>80</b>	56	H	Seton Hall	61 <b>83</b>	111	H	Butler	70 <b>78</b>	
15	N	Northwestern	59 <b>79</b>	48	H	St. John's (NY)	67 <b>75</b>	64	A	Ball St.	49 <b>70</b>	113	H	Utah	70 <b>63</b>	
				49	A	Temple	65 <b>78</b>	90	A	Villanova	54 <b>66</b>	120	H	Cincinnati	78 <b>85</b>	
				50	H	Colorado	53 <b>62</b>	97	A	Rider	57 <b>64</b>	133	A	Robert Morris	57 <b>71</b>	
												142	N	Florida	64 <b>67</b>	
												144	H	Wright St.	74 <b>86</b>	
												242	A	Georgetown	85 <b>64</b>	
												270	H	Eastern Ky.	55 <b>56</b>	
LAST 10 Division I																
				36	H	Marquette	60 <b>80</b>	56	H	Seton Hall	61 <b>83</b>					
				14	H	DePaul	68 <b>91</b>	48	H	St. John's (NY)	67 <b>75</b>					
				90	A	Villanova	54 <b>66</b>	15	N	Northwestern	59 <b>79</b>					
				242	A	Georgetown	85 <b>64</b>	142	N	Florida	64 <b>67</b>					
				111	H	Butler	70 <b>78</b>	120	H	Cincinnati	78 <b>85</b>					

Non-Div I Games:

Xavier

Average RPI Win:	198	WON-LOST	WINNING	LAST 10	STRENGTH OF	OPP. STRENGTH	TEAM	ADJ.	CONF.	ADJ CONF.
Average RPI Loss:	49	RECORD	PCT. RANK	GAMES	SCHEDULE	OF SCHEDULE	RPI	RPI	RPI	RPI
DIV. I ONLY	11- 3	37	8-2	103	163	45	45	8	8	
DIV. I NON-CONF.	10- 3	58	7-2	106	176	53	53	9	9	
TOTALS	RPI 1-25	RPI 26-50	W-L RECORDS	RPI 51-100	RPI 101-150	RPI 150+				
11- 3	0- 1	0- 1	OVERALL	2- 1	2- 0	7- 0				
6- 1	0- 0	0- 1	HOME	0- 0	1- 0	5- 0				
4- 2	0- 1	0- 0	AWAY	1- 1	1- 0	2- 0				
1- 0	0- 0	0- 0	NEUTRAL	1- 0	0- 0	0- 0				
10- 3	0- 1	0- 1	NON-CONFERENCE	2- 1	2- 0	6- 0				
5- 1	0- 0	0- 1	HOME	0- 0	1- 0	4- 0				
4- 2	0- 1	0- 0	AWAY	1- 1	1- 0	2- 0				
1- 0	0- 0	0- 0	NEUTRAL	1- 0	0- 0	0- 0				
1- 0	0- 0	0- 0	CONFERENCE	0- 0	0- 0	1- 0				
1- 0	0- 0	0- 0	HOME	0- 0	0- 0	1- 0				
0- 0	0- 0	0- 0	AWAY	0- 0	0- 0	0- 0				
0- 0	0- 0	0- 0	NEUTRAL	0- 0	0- 0	0- 0				

RPI 1-25				RPI 26-50				RPI 51-100				RPI 101+			
RPI	S	Opponent	Score	RPI	S	Opponent	Score	RPI	S	Opponent	Score	RPI	S	Opponent	Score
8	A	UCLA	65 100	48	H	St. John's (NY)	66 80	57	A	North Carolina	66 63	115	H	Providence	82 79
								89	N	Fresno St.	87 67	135	A	Northeastern	78 63
								92	A	Colgate	67 70	198	H	Quinnipiac	63 59
												224	H	Brown	79 72
												233	A	UMass Lowell	67 59
												259	A	LMU (CA)	81 65
												271	H	Sacred Heart	87 40
												274	H	Wagner	87 68
												328	H	Mercer	68 60
LAST 10 Division I															
				224	H	Brown	79 72	48	H	St. John's (NY)	66 80				
				328	H	Mercer	68 60	259	A	LMU (CA)	81 65				
				274	H	Wagner	87 68	89	N	Fresno St.	87 67				
				57	A	North Carolina	66 63	8	A	UCLA	65 100				
				271	H	Sacred Heart	87 40	135	A	Northeastern	78 63				

Non-Div I Games:

Yale

■ Loss, 
 ■ Non-Conf, 
 S Site, 
 ■ Home 
 ■ Away 
 N Neutral

Average RPI Win:	251	WON-LOST	WINNING	LAST 10	STRENGTH OF	OPP. STRENGTH	TEAM	ADJ.	CONF.	ADJ CONF.
Average RPI Loss:	143	RECORD	PCT. RANK	GAMES	SCHEDULE	OF SCHEDULE	RPI	RPI	RPI	RPI
DIV. I ONLY	9- 7	143	6-4	252	248	163	163	21	21	
DIV. I NON-CONF.	5- 4	140	2-1	244	184	160	160	18	18	
TOTALS	RPI 1-25	RPI 26-50	W-L RECORDS	RPI 51-100	RPI 101-150	RPI 150+				
9- 7	0- 1	0- 0	OVERALL	1- 0	0- 3	8- 3				
5- 1	0- 0	0- 0	HOME	1- 0	0- 1	4- 0				
4- 6	0- 1	0- 0	AWAY	0- 0	0- 2	4- 3				
0- 0	0- 0	0- 0	NEUTRAL	0- 0	0- 0	0- 0				
5- 4	0- 1	0- 0	NON-CONFERENCE	0- 0	0- 2	5- 1				
3- 1	0- 0	0- 0	HOME	0- 0	0- 1	3- 0				
2- 3	0- 1	0- 0	AWAY	0- 0	0- 1	2- 1				
0- 0	0- 0	0- 0	NEUTRAL	0- 0	0- 0	0- 0				
4- 3	0- 0	0- 0	CONFERENCE	1- 0	0- 1	3- 2				
2- 0	0- 0	0- 0	HOME	1- 0	0- 0	1- 0				
2- 3	0- 0	0- 0	AWAY	0- 0	0- 1	2- 2				
0- 0	0- 0	0- 0	NEUTRAL	0- 0	0- 0	0- 0				

RPI S	Opponent	Score	RPI S	Opponent	Score	RPI S	Opponent	Score	RPI S	Opponent	Score	Team's RPI: 163
13	A Indiana	56 93				53	H IUPUI	75 73	110	H Kent St.	73 82	
									133	A Robert Morris	43 58	
									144	A Wright St.	41 91	
									179	H Eastern Mich.	79 77	
									185	A Cleveland St.	52 60	
									193	A Akron	62 91	
									221	A Northern Ky.	56 75	
									228	A Saint Francis (PA)	56 46	
									269	A Oakland	79 74	
									270	A Eastern Ky.	72 63	
									274	H Wagner	64 42	
									313	A Detroit Mercy	62 47	
									329	H Canisius	87 59	
									342	H UIC	77 65	
LAST 10 Division I												
313	A Detroit Mercy	62 47	342	H UIC	77 65							
269	A Oakland	79 74	53	H IUPUI	75 73							
185	A Cleveland St.	52 60	13	A Indiana	56 93							
144	A Wright St.	41 91	228	A Saint Francis (PA)	56 46							
221	A Northern Ky.	56 75	270	A Eastern Ky.	72 63							

Non-Div I Games: Lake Erie 83 48 Muskingum 92 46

Youngstown St.

Loss, Non-Conf, S Site, H Home A Away N Neutral