

Average RPI Win: **283**  
 Average RPI Loss: **173**

WON-LOST  
RECORD

WINNING  
PCT. RANK

LAST 10  
GAMES

STRENGTH OF  
SCHEDULE

OPP. STRENGTH  
OF SCHEDULE

TEAM  
RPI

ADJ.  
RPI

CONF.  
RPI

ADJ CONF.  
RPI

DIV. I ONLY	6- 7	202	7-3	310	284	273	273	26	26
DIV. I NON-CONF.	2- 5	264	0- 0	284	255	303	303	22	22
<hr/>									
TOTALS	RPI 1-25	RPI 26-50	W-L RECORDS	RPI 51-100	RPI 101-150	RPI 150+			
6- 7	0- 0	0- 0	OVERALL	0- 1	0- 1	6- 5			
3- 3	0- 0	0- 0	HOME	0- 0	0- 1	3- 2			
2- 3	0- 0	0- 0	AWAY	0- 1	0- 0	2- 2			
1- 1	0- 0	0- 0	NEUTRAL	0- 0	0- 0	1- 1			
2- 5	0- 0	0- 0	NON-CONFERENCE	0- 0	0- 1	2- 4			
0- 3	0- 0	0- 0	HOME	0- 0	0- 1	0- 2			
1- 1	0- 0	0- 0	AWAY	0- 0	0- 0	1- 1			
1- 1	0- 0	0- 0	NEUTRAL	0- 0	0- 0	1- 1			
4- 2	0- 0	0- 0	CONFERENCE	0- 1	0- 0	4- 1			
3- 0	0- 0	0- 0	HOME	0- 0	0- 0	3- 0			
1- 2	0- 0	0- 0	AWAY	0- 1	0- 0	1- 1			
0- 0	0- 0	0- 0	NEUTRAL	0- 0	0- 0	0- 0			

RPI 1-25				RPI 26-50				RPI 51-100				RPI 101+				Team's RPI: 273
RPI	S	Opponent	Score	RPI	S	Opponent	Score	RPI	S	Opponent	Score	RPI	S	Opponent	Score	
								69	A	Lamar University	58 <b>76</b>	138	H	Texas St.	53 <b>60</b>	
												158	A	Texas Tech	61 <b>78</b>	
												181	H	New Mexico St.	65 <b>67</b>	
												202	A	Nicholls St.	55 <b>85</b>	
												212	N	Prairie View	59 <b>67</b>	
												230	H	Sam Houston St.	76 61	
												252	A	UTRGV	59 49	
												252	H	UTRGV	57 <b>70</b>	
												262	N	Louisiana	64 63	
												311	A	Central Ark.	73 65	
												312	H	New Orleans	57 51	
												330	H	Northwestern St.	79 55	
<hr/>																
LAST 12 Division I GAMES:																
202	A	Nicholls St.	55 <b>85</b>	181	H	New Mexico St.	65 <b>67</b>									
312	H	New Orleans	57 51	252	H	UTRGV	57 <b>70</b>									
230	H	Sam Houston St.	76 61	212	N	Prairie View	59 <b>67</b>									
330	H	Northwestern St.	79 55	262	N	Louisiana	64 63									
69	A	Lamar University	58 <b>76</b>	138	H	Texas St.	53 <b>60</b>									
311	A	Central Ark.	73 65	158	A	Texas Tech	61 <b>78</b>									

Non-Div I Games: Schreiner 64 34 UNKNOWN 78 40 Tex. A&M Int'l 84 36 Texas Lutheran 73 49  
 A&M-Corpus Christi

**Loss**, **Non-Conf**, **S Site**, **H Home** **A Away** **N Neutral**

Average RPI Win:	278	WON-LOST	WINNING	LAST 10	STRENGTH OF	OPP. STRENGTH	TEAM	ADJ.	CONF.	ADJ CONF.
Average RPI Loss:	125	RECORD	PCT. RANK	GAMES	SCHEDULE	OF SCHEDULE	RPI	RPI	RPI	RPI

DIV. I ONLY	8- 6	131	5-5	278	243	172	172	26	26
DIV. I NON-CONF.	3- 4	199	0- 0	128	159	139	139	22	22
TOTALS	RPI 1-25	RPI 26-50	W-L RECORDS	RPI 51-100	RPI 101-150	RPI 150+			
8- 6	0- 0	0- 0	OVERALL	0- 3	0- 1	8- 2			
1- 2	0- 0	0- 0	HOME	0- 2	0- 0	1- 0			
6- 4	0- 0	0- 0	AWAY	0- 1	0- 1	6- 2			
1- 0	0- 0	0- 0	NEUTRAL	0- 0	0- 0	1- 0			
3- 4	0- 0	0- 0	NON-CONFERENCE	0- 2	0- 1	3- 1			
0- 1	0- 0	0- 0	HOME	0- 1	0- 0	0- 0			
2- 3	0- 0	0- 0	AWAY	0- 1	0- 1	2- 1			
1- 0	0- 0	0- 0	NEUTRAL	0- 0	0- 0	1- 0			
5- 2	0- 0	0- 0	CONFERENCE	0- 1	0- 0	5- 1			
1- 1	0- 0	0- 0	HOME	0- 1	0- 0	1- 0			
4- 1	0- 0	0- 0	AWAY	0- 0	0- 0	4- 1			
0- 0	0- 0	0- 0	NEUTRAL	0- 0	0- 0	0- 0			

RPI 1-25	RPI 26-50	RPI 51-100	RPI 101+ Team's RPI: 172
RPI S Opponent Score	RPI S Opponent Score	RPI S Opponent Score	RPI S Opponent Score
		51 H Arkansas 68 80	130 A Tulsa 63 75
		76 H SFA 55 71	158 A Texas Tech 54 105
		96 A FGCU 65 81	181 A New Mexico St. 58 46
			230 A Sam Houston St. 91 79
			238 A Southeastern La. 71 74
			250 N Texas Southern 81 39
			267 A UTEP 70 69
			312 A New Orleans 59 52
			321 H McNeese 109 52
			330 A Northwestern St. 72 63
			332 A Houston Baptist 72 62
LAST 12 Division I GAMES:			
76 H SFA 55 71	312 A New Orleans 59 52		
330 A Northwestern St. 72 63	158 A Texas Tech 54 105		
332 A Houston Baptist 72 62	96 A FGCU 65 81		
238 A Southeastern La. 71 74	51 H Arkansas 68 80		
321 H McNeese 109 52	130 A Tul sa 63 75		
230 A Sam Houston St. 91 79	267 A UTEP 70 69		

Non-Div I Games: Eastern N.M. 78 46 Southwest (NM) 90 47 Howard Payne 98 43 Schreiner 90 43 Abilene Christian

Average RPI Win:	238	WON-LOST	WINNING	LAST 10	STRENGTH OF	OPP. STRENGTH	TEAM	ADJ.	CONF.	ADJ CONF.
Average RPI Loss:	128	RECORD	PCT. RANK	GAMES	SCHEDULE	OF SCHEDULE	RPI	RPI	RPI	RPI
DIV. I ONLY	5- 12	268	2-8	106	194	214	214	13	13	
DIV. I NON-CONF.	3- 7	256	0- 0	80	241	202	202	11	11	
-----										
TOTALS	RPI 1-25	RPI 26-50	W-L RECORDS	RPI 51-100	RPI 101-150	RPI 150+				
5- 12	0- 1	0- 1	OVERALL	0- 2	1- 2	4- 6				
4- 3	0- 0	0- 0	HOME	0- 0	1- 0	3- 3				
1- 9	0- 1	0- 1	AWAY	0- 2	0- 2	1- 3				
0- 0	0- 0	0- 0	NEUTRAL	0- 0	0- 0	0- 0				
3- 7	0- 1	0- 0	NON-CONFERENCE	0- 1	1- 2	2- 3				
2- 2	0- 0	0- 0	HOME	0- 0	1- 0	1- 2				
1- 5	0- 1	0- 0	AWAY	0- 1	0- 2	1- 1				
0- 0	0- 0	0- 0	NEUTRAL	0- 0	0- 0	0- 0				
2- 5	0- 0	0- 1	CONFERENCE	0- 1	0- 0	2- 3				
2- 1	0- 0	0- 0	HOME	0- 0	0- 0	2- 1				
0- 4	0- 0	0- 1	AWAY	0- 1	0- 0	0- 2				
0- 0	0- 0	0- 0	NEUTRAL	0- 0	0- 0	0- 0				

RPI 1-25				RPI 26-50				RPI 51-100				RPI 101+ Team's RPI: 214			
RPI	S	Opponent	Score	RPI	S	Opponent	Score	RPI	S	Opponent	Score	RPI	S	Opponent	Score
3	A	Oregon	36 82	43	A	New Mexico	57 78	57	A	Northeastern	41 54	108	A	Minnesota	50 67
								62	A	Boise St.	48 79	112	H	Northern Colo.	69 57
												128	A	Portland	60 79
												151	H	Utah St.	44 48
												152	A	Denver	66 92
												199	H	George Mason	71 78
												208	H	Colorado St.	63 48
												209	H	Navy	47 54
												213	A	San Diego St.	61 70
												216	A	UNLV	56 66
												240	H	Nevada	79 74
												285	A	Army West Point	71 60
												347	H	Fairleigh Dickinson	85 37
-----															
LAST 12 Division I GAMES:															
62	A	Boise St.	48 79	43	A	New Mexico	57 78	57	A	Northeastern	41 54	108	A	Minnesota	50 67
240	H	Nevada	79 74	3	A	Oregon	36 82	62	A	Boise St.	48 79	112	H	Northern Colo.	69 57
216	A	UNLV	56 66	128	A	Portland	60 79					128	A	Portland	60 79
213	A	San Diego St.	61 70	209	H	Navy	47 54					151	H	Utah St.	44 48
208	H	Colorado St.	63 48	108	A	Minnesota	50 67					152	A	Denver	66 92
151	H	Utah St.	44 48	112	H	Northern Colo.	69 57					199	H	George Mason	71 78

Non-Div I Games: Western St. 72 54

Air Force

Loss, 
Non-Conf, S Site, 
H Home
A Away 
N Neutral

Average RPI Win: 284

Average RPI Loss: 83

WON-LOST  
RECORDWINNING  
PCT. RANKLAST 10  
GAMESSTRENGTH OF  
SCHEDULEOPP. STRENGTH  
OF SCHEDULETEAM  
RPIADJ.  
RPICONF.  
RPIADJ CONF.  
RPIDIV. I ONLY  
DIV. I NON-CONF.10- 6  
8- 2105  
526-4  
0- 0287  
343183  
229179  
196179  
1968  
88  
8

TOTALS

RPI 1-25

RPI 26-50

W-L RECORDS

RPI 51-100

RPI 101-150

RPI 150+

10- 6

0- 2

0- 1

OVERALL

0- 0

0- 2

10- 1

4- 2

0- 1

0- 0

HOME

0- 0

0- 0

4- 1

2- 4

0- 1

0- 1

AWAY

0- 0

0- 2

2- 0

4- 0

0- 0

0- 0

NEUTRAL

0- 0

0- 0

4- 0

8- 2

0- 1

0- 0

NON-CONFERENCE

0- 0

0- 1

8- 0

3- 1

0- 1

0- 0

HOME

0- 0

0- 0

3- 0

1- 1

0- 0

0- 0

AWAY

0- 0

0- 1

1- 0

4- 0

0- 0

0- 0

NEUTRAL

0- 0

0- 0

4- 0

2- 4

0- 1

0- 1

CONFERENCE

0- 0

0- 1

2- 1

1- 1

0- 0

0- 0

HOME

0- 0

0- 0

1- 1

1- 3

0- 1

0- 1

AWAY

0- 0

0- 1

1- 0

0- 0

0- 0

0- 0

NEUTRAL

0- 0

0- 0

0- 0

RPI 1-25

RPI 26-50

RPI 51-100

RPI 101+

Team's RPI: 179

RPI	S	Opponent	Score
21	H	Butler	47 63
22	A	Central Mich.	71 94

RPI	S	Opponent	Score
33	A	Buffalo	72 91

RPI	S	Opponent	Score
-----	---	----------	-------

RPI	S	Opponent	Score
113	A	Northern Ill.	59 70
124	A	Youngstown St.	61 72
185	H	Eastern Mich.	60 72
234	H	Bowling Green	74 71
246	H	St. Bonaventure	67 58
267	N	UTEP	64 57
274	A	N. C. A&T	49 36
281	N	Northern Ky.	77 60
290	A	Western Mich.	72 59
291	H	Canisius	62 53
299	N	Oakland	85 65
323	H	Eastern Ky.	63 54
333	N	Jackson St.	74 57

LAST 12 Division I GAMES:

33	A	Buffalo	72 91	267	N	UTEP	64 57
113	A	Northern Ill.	59 70	333	N	Jackson St.	74 57
185	H	Eastern Mich.	60 72	291	H	Canisius	62 53
234	H	Bowling Green	74 71	21	H	Butler	47 63
290	A	Western Mich.	72 59	246	H	St. Bonaventure	67 58
22	A	Central Mich.	71 94	323	H	Eastern Ky.	63 54

Non-Div I Games:

Malone

63 44

Akron

Loss, 
 Non-Conf, S Site, 
 H Home
A Away 
 N Neutral

Average RPI Win:	166	WON-LOST	WINNING	LAST 10	STRENGTH OF	OPP. STRENGTH	TEAM	ADJ.	CONF.	ADJ CONF.
Average RPI Loss:	68	RECORD	PCT. RANK	GAMES	SCHEDULE	OF SCHEDULE	RPI	RPI	RPI	RPI
DIV. I ONLY	10- 9	160	5-5	41	69	117	117	6	6	
DIV. I NON-CONF.	8- 5	120	0- 1	81	125	100	100	6	6	
-----										
TOTALS	RPI 1-25	RPI 26-50	W-L RECORDS	RPI 51-100	RPI 101-150	RPI 150+				
10- 9	0- 1	2- 5	OVERALL	2- 0	0- 3	6- 0				
8- 3	0- 0	2- 2	HOME	1- 0	0- 1	5- 0				
1- 3	0- 1	0- 2	AWAY	0- 0	0- 0	1- 0				
1- 3	0- 0	0- 1	NEUTRAL	1- 0	0- 2	0- 0				
8- 5	0- 0	1- 2	NON-CONFERENCE	2- 0	0- 3	5- 0				
6- 1	0- 0	1- 0	HOME	1- 0	0- 1	4- 0				
1- 1	0- 0	0- 1	AWAY	0- 0	0- 0	1- 0				
1- 3	0- 0	0- 1	NEUTRAL	1- 0	0- 2	0- 0				
2- 4	0- 1	1- 3	CONFERENCE	0- 0	0- 0	1- 0				
2- 2	0- 0	1- 2	HOME	0- 0	0- 0	1- 0				
0- 2	0- 1	0- 1	AWAY	0- 0	0- 0	0- 0				
0- 0	0- 0	0- 0	NEUTRAL	0- 0	0- 0	0- 0				

RPI 1-25				RPI 26-50				RPI 51-100				RPI 101+ Team's RPI: 117			
RPI	S	Opponent	Score	RPI	S	Opponent	Score	RPI	S	Opponent	Score	RPI	S	Opponent	Score
18	A	South Carolina	59 62	27	N	Miami (FL)	74 101	87	H	Tulane	69 58	130	N	Tulsa	73 80
				31	A	Texas A&M	43 70	98	N	Virginia	64 52	132	N	Louisiana Tech	62 79
				38	H	Clemson	76 56					136	H	South Alabama	67 72
				41	A	Utah	62 72					160	H	Grambling	73 55
				45	H	Tennessee	86 65					205	A	SMU	62 61
				48	H	LSU	56 62					217	H	Florida	74 67
				49	H	Auburn	56 66					238	H	Southeastern La.	88 40
-----															
LAST 12 Division I GAMES:															
132	N	Louisiana Tech	62 79	217	H	Florida	74 67								
48	H	LSU	56 62	27	N	Miami (FL)	74 101								
45	H	Tennessee	86 65	98	N	Virginia	64 52								
31	A	Texas A&M	43 70	330	H	Northwestern St.	87 73								
49	H	Auburn	56 66	87	H	Tulane	69 58								
18	A	South Carolina	59 62	136	H	South Alabama	67 72								

Non-Div I Games:

Alabama

Average RPI	Win:	286	WON-LOST	WINNING	LAST 10	STRENGTH OF	OPP. STRENGTH	TEAM	ADJ.	CONF.	ADJ CONF.
Average RPI	Loss:	202	RECORD	PCT. RANK	GAMES	SCHEDULE	OF SCHEDULE	RPI	RPI	RPI	RPI
DIV. I ONLY		8- 8		165	6-4	344	302	282	282	30	30
DIV. I NON-CONF.		5- 6		177	0- 0	303	320	256	256	26	26
-----											
TOTALS	RPI 1-25		RPI 26-50		W-L RECORDS	RPI 51-100		RPI 101-150		RPI 150+	
8- 8	0- 0		0- 0		OVERALL	0- 1		0- 0		8- 7	
3- 4	0- 0		0- 0		HOME	0- 0		0- 0		3- 4	
4- 4	0- 0		0- 0		AWAY	0- 1		0- 0		4- 3	
1- 0	0- 0		0- 0		NEUTRAL	0- 0		0- 0		1- 0	
5- 6	0- 0		0- 0		NON-CONFERENCE	0- 1		0- 0		5- 5	
2- 2	0- 0		0- 0		HOME	0- 0		0- 0		2- 2	
2- 4	0- 0		0- 0		AWAY	0- 1		0- 0		2- 3	
1- 0	0- 0		0- 0		NEUTRAL	0- 0		0- 0		1- 0	
3- 2	0- 0		0- 0		CONFERENCE	0- 0		0- 0		3- 2	
1- 2	0- 0		0- 0		HOME	0- 0		0- 0		1- 2	
2- 0	0- 0		0- 0		AWAY	0- 0		0- 0		2- 0	
0- 0	0- 0		0- 0		NEUTRAL	0- 0		0- 0		0- 0	

RPI 1-25				RPI 26-50				RPI 51-100				RPI 101+ Team's RPI: 282			
RPI	S	Opponent	Score	RPI	S	Opponent	Score	RPI	S	Opponent	Score	RPI	S	Opponent	Score
								70	A	Kansas	54 65	154	A	UAB	47 82
												160	H	Grambling	51 63
												166	A	Illinois	60 88
												195	H	Jacksonville St.	48 55
												196	N	Jacksonville	65 60
												228	H	Alabama St.	46 60
												238	H	Southeastern La.	51 48
												284	A	Murray St.	59 53
												295	A	Mississippi Val.	80 60
												297	A	North Florida	63 62
												301	H	Tennessee St.	67 57
												315	A	Austin Peay	58 75
												326	H	Lipscomb	58 62
												333	H	Jackson St.	58 55
												342	A	Ark. -Pine Bluff	78 52
LAST 12 Division I GAMES:															
228	H	Alabama St.	46 60	297	A	North Florida	63 62								
342	A	Ark. -Pine Bluff	78 52	238	H	Southeastern La.	51 48								
295	A	Mississippi Val.	80 60	195	H	Jacksonville St.	48 55								
160	H	Grambling	51 63	315	A	Austin Peay	58 75								
333	H	Jackson St.	58 55	284	A	Murray St.	59 53								
196	N	Jacksonville	65 60	154	A	UAB	47 82								

Non-Div I Games:

Al abama A&amp;M

■ Loss, 
 ■ Non-Conf, 
 ■ S Site, 
 ■ Home 
 ■ A Away 
 N Neutral

Average RPI Win:	319	WON-LOST	WINNING	LAST 10	STRENGTH OF	OPP. STRENGTH	TEAM	ADJ.	CONF.	ADJ CONF.
Average RPI Loss:	127	RECORD	PCT. RANK	GAMES	SCHEDULE	OF SCHEDULE	RPI	RPI	RPI	RPI
DIV. I ONLY	3- 12	309	3-7	67	312	228	228	30	30	
DIV. I NON-CONF.	0- 10	336	0- 0	4	263	215	215	26	26	
<hr/>										
TOTALS	RPI 1-25	RPI 26-50	W-L RECORDS	RPI 51-100	RPI 101-150	RPI 150+				
3- 12	0- 2	0- 2	OVERALL	0- 1	0- 1	3- 6				
1- 4	0- 1	0- 0	HOME	0- 0	0- 0	1- 3				
2- 8	0- 1	0- 2	AWAY	0- 1	0- 1	2- 3				
0- 0	0- 0	0- 0	NEUTRAL	0- 0	0- 0	0- 0				
0- 10	0- 2	0- 2	NON-CONFERENCE	0- 1	0- 1	0- 4				
0- 3	0- 1	0- 0	HOME	0- 0	0- 0	0- 2				
0- 7	0- 1	0- 2	AWAY	0- 1	0- 1	0- 2				
0- 0	0- 0	0- 0	NEUTRAL	0- 0	0- 0	0- 0				
3- 2	0- 0	0- 0	CONFERENCE	0- 0	0- 0	3- 2				
1- 1	0- 0	0- 0	HOME	0- 0	0- 0	1- 1				
2- 1	0- 0	0- 0	AWAY	0- 0	0- 0	2- 1				
0- 0	0- 0	0- 0	NEUTRAL	0- 0	0- 0	0- 0				

RPI 1-25				RPI 26-50				RPI 51-100				RPI 101+				Team's RPI: 228
RPI	S	Opponent	Score	RPI	S	Opponent	Score	RPI	S	Opponent	Score	RPI	S	Opponent	Score	
18	H	South Carolina	38 94	37	A	Georgi a Tech	42 69	85	A	Troy	46 116	136	A	South Alabama	65 77	
24	A	Kentucky	35 87	49	A	Auburn	50 83					154	H	UAB	47 62	
												157	A	North Ala.	42 68	
												160	H	Grambl ing	72 80	
												175	A	Xavi er	58 87	
												229	H	Samford	51 60	
												282	A	Al abama A&M	60 46	
												295	A	Mi ssi ssi ppi Val .	62 64	
												333	H	Jackson St.	74 67	
												342	A	Ark. -Pi ne Bl uff	58 56	
<hr/>																
LAST 12 Di vi si on I GAMES:																
282	A	Al abama A&M	60 46	175	A	Xavi er	58 87									
295	A	Mi ssi ssi ppi Val .	62 64	154	H	UAB	47 62									
342	A	Ark. -Pi ne Bl uff	58 56	136	A	South Alabama	65 77									
333	H	Jackson St.	74 67	37	A	Georgi a Tech	42 69									
160	H	Grambl ing	72 80	85	A	Troy	46 116									
49	A	Auburn	50 83	157	A	North Ala.	42 68									

Non-Di v I Games:

Mobile

69 63

Alabama St.

■ Loss, 
 ■ Non-Conf, 
 ■ S Site, 
 ■ Home 
 ■ A Away 
 N Neutral

Average RPI Win:	270	WON-LOST	WINNING	LAST 10	STRENGTH OF	OPP. STRENGTH	TEAM	ADJ.	CONF.	ADJ CONF.
Average RPI Loss:	186	RECORD	PCT. RANK	GAMES	SCHEDULE	OF SCHEDULE	RPI	RPI	RPI	RPI
DIV. I ONLY	7- 12	244	6-4	239	304	255	255	23	23	
DIV. I NON-CONF.	3- 10	278	0- 0	234	318	291	291	23	23	
-----										
TOTALS	RPI 1-25	RPI 26-50	W-L RECORDS	RPI 51-100	RPI 101-150	RPI 150+				
7- 12	0- 1	0- 1	OVERALL	0- 1	0- 2	7- 7				
4- 4	0- 0	0- 0	HOME	0- 0	0- 1	4- 3				
3- 8	0- 1	0- 1	AWAY	0- 1	0- 1	3- 4				
0- 0	0- 0	0- 0	NEUTRAL	0- 0	0- 0	0- 0				
3- 10	0- 1	0- 1	NON-CONFERENCE	0- 0	0- 2	3- 6				
1- 4	0- 0	0- 0	HOME	0- 0	0- 1	1- 3				
2- 6	0- 1	0- 1	AWAY	0- 0	0- 1	2- 3				
0- 0	0- 0	0- 0	NEUTRAL	0- 0	0- 0	0- 0				
4- 2	0- 0	0- 0	CONFERENCE	0- 1	0- 0	4- 1				
3- 0	0- 0	0- 0	HOME	0- 0	0- 0	3- 0				
1- 2	0- 0	0- 0	AWAY	0- 1	0- 0	1- 1				
0- 0	0- 0	0- 0	NEUTRAL	0- 0	0- 0	0- 0				

RPI 1-25				RPI 26-50				RPI 51-100				RPI 101+ Team's RPI: 255			
RPI	S	Opponent	Score	RPI	S	Opponent	Score	RPI	S	Opponent	Score	RPI	S	Opponent	Score
16	A	Rutgers	39 65	35	A	Purdue	41 53	65	A	Maine	65 76	135	H	Marist	56 74
												141	A	South Fla.	37 74
												167	A	Stony Brook	54 49
												197	A	Cornell	34 48
												215	H	Holy Cross	50 56
												232	H	Binghamton	61 56
												247	A	Monmouth	56 64
												264	A	Columbia	62 58
												269	A	Vermont	39 52
												276	A	St. Francis Brooklyn	67 60
												291	H	Canisius	42 48
												292	H	Central Conn. St.	53 60
												294	H	UMass Lowell	63 56
												320	H	UMBC	64 44
												328	A	Lafayette	66 67
												340	H	Manhattan	60 54
-----															
LAST 12 Division I GAMES:															
167	A	Stony Brook	54 49	264	A	Columbia	62 58								
320	H	UMBC	64 44	35	A	Purdue	41 53								
294	H	UMass Lowell	63 56	276	A	St. Francis Brooklyn	67 60								
65	A	Maine	65 76	135	H	Marist	56 74								
269	A	Vermont	39 52	292	H	Central Conn. St.	53 60								
232	H	Binghamton	61 56	328	A	Lafayette	66 67								

Non-Div I Games:

Albany (NY)

Loss, 
Non-Conf, S Site, H Home
A Away 
N Neutral



Average RPI Win: **273**  
 Average RPI Loss: **239**

WON-LOST  
RECORD

WINNING  
PCT. RANK

LAST 10  
GAMES

STRENGTH OF  
SCHEDULE

OPP. STRENGTH  
OF SCHEDULE

TEAM  
RPI

ADJ.  
RPI

CONF.  
RPI

ADJ CONF.  
RPI

DIV. I ONLY	2- 13	330	2-8	351	287	350	350	30	30
DIV. I NON-CONF.	0- 9	336	0- 1	315	288	350	350	26	26
<hr/>									
TOTALS	RPI 1-25	RPI 26-50	W-L RECORDS	RPI 51-100	RPI 101-150	RPI 150+			
2- 13	0- 0	0- 0	OVERALL	0- 1	0- 0	2- 12			
2- 4	0- 0	0- 0	HOME	0- 0	0- 0	2- 4			
0- 8	0- 0	0- 0	AWAY	0- 1	0- 0	0- 7			
0- 1	0- 0	0- 0	NEUTRAL	0- 0	0- 0	0- 1			
0- 9	0- 0	0- 0	NON-CONFERENCE	0- 1	0- 0	0- 8			
0- 2	0- 0	0- 0	HOME	0- 0	0- 0	0- 2			
0- 6	0- 0	0- 0	AWAY	0- 1	0- 0	0- 5			
0- 1	0- 0	0- 0	NEUTRAL	0- 0	0- 0	0- 1			
2- 4	0- 0	0- 0	CONFERENCE	0- 0	0- 0	2- 4			
2- 2	0- 0	0- 0	HOME	0- 0	0- 0	2- 2			
0- 2	0- 0	0- 0	AWAY	0- 0	0- 0	0- 2			
0- 0	0- 0	0- 0	NEUTRAL	0- 0	0- 0	0- 0			

RPI 1-25				RPI 26-50				RPI 51-100				RPI 101+				Team's RPI: 350
RPI	S	Opponent	Score	RPI	S	Opponent	Score	RPI	S	Opponent	Score	RPI	S	Opponent	Score	
								63	A	TCU	31 <b>88</b>	154	A	UAB	53 <b>80</b>	
												160	A	Grambling	56 <b>61</b>	
												181	N	New Mexico St.	64 <b>82</b>	
												207	A	Southern Miss.	47 <b>66</b>	
												212	H	Prairie View	61 <b>82</b>	
												238	H	Southeastern La.	59 <b>77</b>	
												250	H	Texas Southern	53 <b>52</b>	
												267	A	UTEP	51 <b>77</b>	
												295	H	Mississippi Val.	73 <b>63</b>	
												311	H	Central Ark.	46 <b>57</b>	
												313	A	FIU	40 <b>75</b>	
												330	A	Northwestern St.	65 <b>78</b>	
												333	A	Jackson St.	66 <b>88</b>	
												342	H	Ark.-Pine Bluff	57 <b>59</b>	
<hr/>																
LAST 12 Division I GAMES:																
181	N	New Mexico St.	64 <b>82</b>	250	H	Texas Southern	53 <b>52</b>	63	A	TCU	31 <b>88</b>	313	A	FIU	40 <b>75</b>	
342	H	Ark.-Pine Bluff	57 <b>59</b>	63	A	TCU	31 <b>88</b>	207	A	Southern Miss.	47 <b>66</b>	154	A	UAB	53 <b>80</b>	
295	H	Mississippi Val.	73 <b>63</b>	313	A	FIU	40 <b>75</b>	154	A	UAB	53 <b>80</b>	311	H	Central Ark.	46 <b>57</b>	
160	A	Grambling	56 <b>61</b>	207	A	Southern Miss.	47 <b>66</b>									
333	A	Jackson St.	66 <b>88</b>													
212	H	Prairie View	61 <b>82</b>													

Non-Div I Games:

Lane

58

**70**

Fisk

67

64

Rust

59

**78**

Alcorn

**Loss**, **Non-Conf**, **S Site**, **H Home** **A Away** **N Neutral**

Average RPI Win:	226	WON-LOST	WINNING	LAST 10	STRENGTH OF	OPP. STRENGTH	TEAM	ADJ.	CONF.	ADJ CONF.
Average RPI Loss:	88	RECORD	PCT. RANK	GAMES	SCHEDULE	OF SCHEDULE	RPI	RPI	RPI	RPI
DIV. I ONLY	10- 8	142	6-4	110	157	115	115	19	19	
DIV. I NON-CONF.	4- 7	228	0- 0	75	101	174	174	24	24	
-----										
TOTALS	RPI 1-25	RPI 26-50	W-L RECORDS	RPI 51-100	RPI 101-150	RPI 150+				
10- 8	0- 1	0- 1	OVERALL	0- 3	2- 2	8- 1				
6- 1	0- 0	0- 1	HOME	0- 0	1- 0	5- 0				
4- 5	0- 0	0- 0	AWAY	0- 2	1- 2	3- 1				
0- 2	0- 1	0- 0	NEUTRAL	0- 1	0- 0	0- 0				
4- 7	0- 1	0- 1	NON-CONFERENCE	0- 2	1- 2	3- 1				
3- 1	0- 0	0- 1	HOME	0- 0	1- 0	2- 0				
1- 4	0- 0	0- 0	AWAY	0- 1	0- 2	1- 1				
0- 2	0- 1	0- 0	NEUTRAL	0- 1	0- 0	0- 0				
6- 1	0- 0	0- 0	CONFERENCE	0- 1	1- 0	5- 0				
3- 0	0- 0	0- 0	HOME	0- 0	0- 0	3- 0				
3- 1	0- 0	0- 0	AWAY	0- 1	1- 0	2- 0				
0- 0	0- 0	0- 0	NEUTRAL	0- 0	0- 0	0- 0				

RPI 1-25				RPI 26-50				RPI 51-100				RPI 101+ Team's RPI: 115			
RPI	S	Opponent	Score	RPI	S	Opponent	Score	RPI	S	Opponent	Score	RPI	S	Opponent	Score
4	N	Stanford	49 71	34	H	Ohio	67 77	61	A	Bucknell	56 71	116	A	Penn St.	59 80
								96	N	FGCU	71 90	130	H	Tulsa	68 52
								98	A	Virginia	54 57	133	A	Lehigh	61 53
												140	A	High Point	61 66
												152	A	Denver	54 83
												180	A	Boston U.	64 51
												199	H	George Mason	86 71
												209	A	Navy	58 45
												233	H	Colgate	76 57
												268	A	Hawaii	69 57
												285	H	Army West Point	61 51
												300	H	Loyola Maryland	82 38
												320	H	UMBC	64 42
LAST 12 Division I GAMES:															
180	A	Boston U.	64 51	61	A	Bucknell	56 71	34	H	Ohio	67 77	140	A	High Point	61 66
133	A	Lehigh	61 53					116	A	Penn St.	59 80	98	A	Virginia	54 57
300	H	Loyola Maryland	82 38					320	H	UMBC	64 42				
285	H	Army West Point	61 51												
209	A	Navy	58 45												
233	H	Colgate	76 57												

Non-Div I Games:

American

Loss, 
Non-Conf, S Site, 
H Home
A Away 
N Neutral

Average RPI	Win:	215	WON-LOST	WINNING	LAST 10	STRENGTH OF	OPP. STRENGTH	TEAM	ADJ.	CONF.	ADJ CONF.
Average RPI	Loss:	99	RECORD	PCT. RANK	GAMES	SCHEDULE	OF SCHEDULE	RPI	RPI	RPI	RPI
DIV. I ONLY		9- 7		133	5-5	73	236	106	106	14	14
DIV. I NON-CONF.		6- 5		143	0- 0	143	220	122	122	15	15
-----											
TOTALS	RPI 1-25		RPI 26-50		W-L RECORDS	RPI 51-100		RPI 101-150		RPI 150+	
9- 7	0- 1		0- 2		OVERALL	0- 1		3- 1		6- 2	
7- 1	0- 0		0- 0		HOME	0- 1		1- 0		6- 0	
2- 6	0- 1		0- 2		AWAY	0- 0		2- 1		0- 2	
0- 0	0- 0		0- 0		NEUTRAL	0- 0		0- 0		0- 0	
6- 5	0- 1		0- 2		NON-CONFERENCE	0- 0		1- 0		5- 2	
5- 0	0- 0		0- 0		HOME	0- 0		0- 0		5- 0	
1- 5	0- 1		0- 2		AWAY	0- 0		1- 0		0- 2	
0- 0	0- 0		0- 0		NEUTRAL	0- 0		0- 0		0- 0	
3- 2	0- 0		0- 0		CONFERENCE	0- 1		2- 1		1- 0	
2- 1	0- 0		0- 0		HOME	0- 1		1- 0		1- 0	
1- 1	0- 0		0- 0		AWAY	0- 0		1- 1		0- 0	
0- 0	0- 0		0- 0		NEUTRAL	0- 0		0- 0		0- 0	

RPI 1-25				RPI 26-50				RPI 51-100				RPI 101+				Team's RPI: 106
RPI	S	Opponent	Score	RPI	S	Opponent	Score	RPI	S	Opponent	Score	RPI	S	Opponent	Score	
18	A	South Carolina	50 80	37	A	Georgia Tech	53 71	85	H	Troy	72 83	125	A	UT Arlington	94 99	
				38	A	Clemson	48 87					136	H	South Alabama	71 63	
												138	A	Texas St.	62 49	
												142	A	Davidson	81 78	
												154	A	UAB	61 80	
												190	H	Elon	65 62	
												204	H	Coastal Caro.	67 53	
												236	A	ETSU	64 95	
												242	H	Marshall	74 52	
												272	H	Wofford	94 70	
												293	H	Col. of Charleston	80 66	
												322	H	UNC Greensboro	68 65	
LAST 12 Division I GAMES:																
204	H	Coastal Caro.	67 53	272	H	Wofford	94 70									
138	A	Texas St.	62 49	18	A	South Carolina	50 80									
125	A	UT Arlington	94 99	293	H	Col. of Charleston	80 66									
85	H	Troy	72 83	236	A	ETSU	64 95									
136	H	South Alabama	71 63	242	H	Marshall	74 52									
38	A	Clemson	48 87	190	H	Elon	65 62									

Non-Div I Games:

Appalachian St.

Average RPI Win:	193	WON-LOST	WINNING	LAST 10	STRENGTH OF	OPP. STRENGTH	TEAM	ADJ.	CONF.	ADJ CONF.
Average RPI Loss:	44	RECORD	PCT. RANK	GAMES	SCHEDULE	OF SCHEDULE	RPI	RPI	RPI	RPI
DIV. I ONLY	13- 5	55	6-4	96	68	56	56	2	2	
DIV. I NON-CONF.	10- 1	19	0- 0	335	160	144	144	2	2	
-----										
TOTALS	RPI 1-25	RPI 26-50	W-L RECORDS	RPI 51-100	RPI 101-150	RPI 150+				
13- 5	1- 2	1- 2	OVERALL	0- 0	4- 1	7- 0				
8- 2	1- 1	1- 0	HOME	0- 0	2- 1	4- 0				
3- 3	0- 1	0- 2	AWAY	0- 0	1- 0	2- 0				
2- 0	0- 0	0- 0	NEUTRAL	0- 0	1- 0	1- 0				
10- 1	0- 0	0- 0	NON-CONFERENCE	0- 0	3- 1	7- 0				
6- 1	0- 0	0- 0	HOME	0- 0	2- 1	4- 0				
2- 0	0- 0	0- 0	AWAY	0- 0	0- 0	2- 0				
2- 0	0- 0	0- 0	NEUTRAL	0- 0	1- 0	1- 0				
3- 4	1- 2	1- 2	CONFERENCE	0- 0	1- 0	0- 0				
2- 1	1- 1	1- 0	HOME	0- 0	0- 0	0- 0				
1- 3	0- 1	0- 2	AWAY	0- 0	1- 0	0- 0				
0- 0	0- 0	0- 0	NEUTRAL	0- 0	0- 0	0- 0				

RPI 1-25				RPI 26-50				RPI 51-100				Team's RPI: 56				RPI 101+			
RPI	S	Opponent	Score	RPI	S	Opponent	Score	RPI	S	Opponent	Score	RPI	S	Opponent	Score	RPI	S	Opponent	Score
3	A	Oregon	60 93	30	H	Cal i forn i a	60 55					118	H	Idaho St.	71 46				
4	H	Stanford	48 78	40	A	Oregon St.	64 86					127	A	Colorado	69 67				
14	H	Arizona St.	51 39	41	A	Utah	64 80					128	N	Portland	92 70				
												131	H	Loyola Marymount	64 66				
												146	H	Montana	100 51				
												213	A	San Diego St.	69 60				
												258	A	Long Beach St.	70 43				
												260	H	Northern Ariz.	71 47				
												267	H	UTEP	62 40				
												305	H	Incarnate Word	84 42				
												310	H	South Carolina St.	73 32				
												336	N	Seattle U	84 54				
LAST 12 Division I GAMES:																			
3	A	Oregon	60 93	14	H	Arizona St.	51 39	260	H	Northern Ariz.	71 47								
40	A	Oregon St.	64 86	267	H	UTEP	62 40	258	A	Long Beach St.	70 43								
4	H	Stanford	48 78	146	H	Montana	100 51	213	A	San Diego St.	69 60								
30	H	Cal i forn i a	60 55																
41	A	Utah	64 80																
127	A	Col orado	69 67																

Non-Div I Games:

Ari zona

Average RPI Win:	121	WON-LOST	WINNING	LAST 10	STRENGTH OF	OPP. STRENGTH	TEAM	ADJ.	CONF.	ADJ CONF.
Average RPI Loss:	14	RECORD	PCT. RANK	GAMES	SCHEDULE	OF SCHEDULE	RPI	RPI	RPI	RPI

DIV. I ONLY	13- 5	55	7-3	3	17	14	14	2	2
DIV. I NON-CONF.	9- 2	43	1- 0	43	17	22	22	2	2

TOTALS	RPI 1-25	RPI 26-50	W-L RECORDS	RPI 51-100	RPI 101-150	RPI 150+
13- 5	0- 4	4- 0	OVERALL	1- 1	4- 0	4- 0
6- 2	0- 2	1- 0	HOME	0- 0	3- 0	2- 0
5- 2	0- 1	2- 0	AWAY	1- 1	1- 0	1- 0
2- 1	0- 1	1- 0	NEUTRAL	0- 0	0- 0	1- 0
9- 2	0- 2	1- 0	NON-CONFERENCE	1- 0	3- 0	4- 0
5- 1	0- 1	0- 0	HOME	0- 0	3- 0	2- 0
2- 0	0- 0	0- 0	AWAY	1- 0	0- 0	1- 0
2- 1	0- 1	1- 0	NEUTRAL	0- 0	0- 0	1- 0
4- 3	0- 2	3- 0	CONFERENCE	0- 1	1- 0	0- 0
1- 1	0- 1	1- 0	HOME	0- 0	0- 0	0- 0
3- 2	0- 1	2- 0	AWAY	0- 1	1- 0	0- 0
0- 0	0- 0	0- 0	NEUTRAL	0- 0	0- 0	0- 0

RPI	S	Opponent	Score
2	H	Baylor	59 65
3	A	Oregon	71 77
4	H	Stanford	65 72
5	N	Louisville	56 58

RPI	S	Opponent	Score
30	H	Cal i forni a	62 61
39	N	Kansas St.	65 51
40	A	Oregon St.	79 76
41	A	Utah	65 63

RPI	S	Opponent	Score
51	A	Arkansas	88 85
56	A	Ari zona	39 51

RPI	S	Opponent	Score
122	H	Fresno St.	68 52
127	A	Col orado	76 70
130	H	Tul sa	70 52
132	H	Loui si ana Tech	80 44
165	N	Southern Ill.	82 38
184	H	Southern U.	69 47
208	A	Col orado St.	70 39
305	H	Incarnate Word	81 43

LAST 12 Di vi si on I GAMES:

130	H	Tul sa	70 52	41	A	Utah	65 63
40	A	Oregon St.	79 76	56	A	Ari zona	39 51
3	A	Oregon	71 77	122	H	Fresno St.	68 52
30	H	Cal i forni a	62 61	39	N	Kansas St.	65 51
4	H	Stanford	65 72	208	A	Col orado St.	70 39
127	A	Col orado	76 70	184	H	Southern U.	69 47

Non-Di v I Games:

Ari zona St.

Average RPI Win:	350	WON-LOST	WINNING	LAST 10	STRENGTH OF	OPP. STRENGTH	TEAM	ADJ.	CONF.	ADJ CONF.
Average RPI Loss:	201	RECORD	PCT. RANK	GAMES	SCHEDULE	OF SCHEDULE	RPI	RPI	RPI	RPI
DIV. I ONLY	1- 7	331	4-6	326	294	342	342	30	30	
DIV. I NON-CONF.	0- 3	336	0- 0	22	210	265	265	26	26	
-----										
TOTALS	RPI 1-25	RPI 26-50	W-L RECORDS	RPI 51-100	RPI 101-150	RPI 150+				
1- 7	0- 0	0- 1	OVERALL	0- 0	0- 1	1- 5				
0- 3	0- 0	0- 0	HOME	0- 0	0- 0	0- 3				
1- 4	0- 0	0- 1	AWAY	0- 0	0- 1	1- 2				
0- 0	0- 0	0- 0	NEUTRAL	0- 0	0- 0	0- 0				
0- 3	0- 0	0- 1	NON-CONFERENCE	0- 0	0- 1	0- 1				
0- 0	0- 0	0- 0	HOME	0- 0	0- 0	0- 0				
0- 3	0- 0	0- 1	AWAY	0- 0	0- 1	0- 1				
0- 0	0- 0	0- 0	NEUTRAL	0- 0	0- 0	0- 0				
1- 4	0- 0	0- 0	CONFERENCE	0- 0	0- 0	1- 4				
0- 3	0- 0	0- 0	HOME	0- 0	0- 0	0- 3				
1- 1	0- 0	0- 0	AWAY	0- 0	0- 0	1- 1				
0- 0	0- 0	0- 0	NEUTRAL	0- 0	0- 0	0- 0				

RPI 1-25				RPI 26-50				RPI 51-100				RPI 101+ Team's RPI: 342			
RPI	S	Opponent	Score	RPI	S	Opponent	Score	RPI	S	Opponent	Score	RPI	S	Opponent	Score
				40	A	Oregon St.	33 89					108	A	Minnesota	42 84
												184	A	Southern U.	41 73
												228	H	Alabama St.	56 58
												271	A	Wichita St.	39 76
												282	H	Alabama A&M	52 78
												295	H	Mississippi Val.	56 62
												350	A	Alcorn	59 57
LAST 12 Division I GAMES:															
				350	A	Alcorn	59 57	40	A	Oregon St.	33 89				
				184	A	Southern U.	41 73	271	A	Wichita St.	39 76				
				282	H	Alabama A&M	52 78								
				228	H	Alabama St.	56 58								
				295	H	Mississippi Val.	56 62								
				108	A	Minnesota	42 84								

Non-Div I Games: LeMoyne-Owen 52 43 Paul Quinn 68 52 Philander Smith 48 53 Tougaloo 68 60 Ark. -Pine Bluff

Average RPI Win:	180	WON-LOST	WINNING	LAST 10	STRENGTH OF	OPP. STRENGTH	TEAM	ADJ.	CONF.	ADJ CONF.
Average RPI Loss:	32	RECORD	PCT. RANK	GAMES	SCHEDULE	OF SCHEDULE	RPI	RPI	RPI	RPI
DIV. I ONLY	14- 5	49	8-2	114	40	51	51	6	6	
DIV. I NON-CONF.	11- 3	56	0- 0	169	61	68	68	6	6	
-----										
TOTALS	RPI 1-25	RPI 26-50	W-L RECORDS	RPI 51-100	RPI 101-150	RPI 150+				
14- 5	0- 3	1- 1	OVERALL	1- 1	3- 0	9- 0				
7- 2	0- 2	0- 0	HOME	1- 0	1- 0	5- 0				
5- 2	0- 1	1- 1	AWAY	0- 0	2- 0	2- 0				
2- 1	0- 0	0- 0	NEUTRAL	0- 1	0- 0	2- 0				
11- 3	0- 2	0- 0	NON-CONFERENCE	1- 1	3- 0	7- 0				
6- 1	0- 1	0- 0	HOME	1- 0	1- 0	4- 0				
3- 1	0- 1	0- 0	AWAY	0- 0	2- 0	1- 0				
2- 1	0- 0	0- 0	NEUTRAL	0- 1	0- 0	2- 0				
3- 2	0- 1	1- 1	CONFERENCE	0- 0	0- 0	2- 0				
1- 1	0- 1	0- 0	HOME	0- 0	0- 0	1- 0				
2- 1	0- 0	1- 1	AWAY	0- 0	0- 0	1- 0				
0- 0	0- 0	0- 0	NEUTRAL	0- 0	0- 0	0- 0				

RPI 1-25					RPI 26-50					RPI 51-100					Team's RPI : 51					RPI 101+				
RPI	S	Opponent	Score		RPI	S	Opponent	Score		RPI	S	Opponent	Score		RPI	S	Opponent	Score		RPI	S	Opponent	Score	
7	H	Mississippi St.	69	93	36	A	Missouri	53	71	74	H	Nebraska	84	80	104	H	Tennessee Tech	65	42					
13	A	Iowa St.	82	91	45	A	Tennessee	80	79	89	N	Pittsburgh	54	61	125	A	UT Arlington	66	65					
14	H	Arizona St.	85	88											130	A	Tulsa	61	59					
															162	N	Wisconsin	69	68					
															169	H	Vanderbilt	83	62					
															170	H	Oral Roberts	74	61					
															172	A	Abilene Christian	80	68					
															193	A	Ole Miss	85	55					
															212	H	Prairie View	71	44					
															301	N	Tennessee St.	79	55					
															330	H	Northwestern St.	98	53					
															333	H	Jackson St.	76	57					
-----																								
LAST 12 Division I GAMES:																								
7	H	Mississippi St.	69	93	45	A	Tennessee	80	79	169	H	Vanderbilt	83	62										
333	H	Jackson St.	76	57	36	A	Missouri	53	71	74	H	Nebraska	84	80										
130	A	Tulsa	61	59	45	A	Tennessee	80	79	89	N	Pittsburgh	54	61										
74	H	Nebraska	84	80																				
212	H	Prairie View	71	44																				
172	A	Abilene Christian	80	68																				

Non-Div I Games:

Arkansas

Average RPI	Win:	240	WON-LOST	WINNING	LAST 10	STRENGTH OF	OPP. STRENGTH	TEAM	ADJ.	CONF.	ADJ CONF.
Average RPI	Loss:	93	RECORD	PCT. RANK	GAMES	SCHEDULE	OF SCHEDULE	RPI	RPI	RPI	RPI
DIV. I ONLY		8- 9		188	5-5	101	211	163	163	14	14
DIV. I NON-CONF.		5- 6		177	0- 0	137	117	171	171	15	15
<hr/>											
TOTALS	RPI 1-25		RPI 26-50		W-L RECORDS	RPI 51-100		RPI 101-150		RPI 150+	
8- 9	0- 0		0- 2		OVERALL	0- 3		2- 4		6- 0	
6- 3	0- 0		0- 0		HOME	0- 0		1- 3		5- 0	
2- 6	0- 0		0- 2		AWAY	0- 3		1- 1		1- 0	
0- 0	0- 0		0- 0		NEUTRAL	0- 0		0- 0		0- 0	
5- 6	0- 0		0- 2		NON-CONFERENCE	0- 2		1- 2		4- 0	
4- 1	0- 0		0- 0		HOME	0- 0		1- 1		3- 0	
1- 5	0- 0		0- 2		AWAY	0- 2		0- 1		1- 0	
0- 0	0- 0		0- 0		NEUTRAL	0- 0		0- 0		0- 0	
3- 3	0- 0		0- 0		CONFERENCE	0- 1		1- 2		2- 0	
2- 2	0- 0		0- 0		HOME	0- 0		0- 2		2- 0	
1- 1	0- 0		0- 0		AWAY	0- 1		1- 0		0- 0	
0- 0	0- 0		0- 0		NEUTRAL	0- 0		0- 0		0- 0	

RPI 1-25				RPI 26-50				RPI 51-100				RPI 101+ Team's RPI: 163			
RPI	S	Opponent	Score	RPI	S	Opponent	Score	RPI	S	Opponent	Score	RPI	S	Opponent	Score
				31	A	Texas A&M	56 97	71	A	Oklahoma St.	60 62	125	H	UT Arlington	73 100
				36	A	Missouri	50 70	72	A	Belmont	55 74	130	H	Tulsa	73 60
								85	A	Troy	79 87	132	H	Louisiana Tech	70 80
												136	A	South Alabama	77 64
												138	H	Texas St.	62 85
												143	A	UT Martin	91 97
												225	H	Memphis	77 66
												262	H	Louisiana	87 75
												267	A	UTEP	67 66
												284	H	Murray St.	74 63
												295	H	Mississippi Val.	60 57
												324	H	La.-Monroe	64 54
<hr/>															
LAST 12 Division I GAMES:															
				324	H	La.-Monroe	64 54	138	H	Texas St.	62 85				
				262	H	Louisiana	87 75	125	H	UT Arlington	73 100				
				36	A	Missouri	50 70	85	A	Troy	79 87				
				72	A	Belmont	55 74	136	A	South Alabama	77 64				
				295	H	Mississippi Val.	60 57	267	A	UTEP	67 66				
				130	H	Tulsa	73 60	284	H	Murray St.	74 63				

Non-Div I Games:

Arkansas St.

Loss, 
Non-Conf, S Site, 
H Home
A Away 
N Neutral





Average RPI Win: 178

Average RPI Loss: 22

WON-LOST  
RECORDWINNING  
PCT. RANKLAST 10  
GAMESSTRENGTH OF  
SCHEDULEOPP. STRENGTH  
OF SCHEDULETEAM  
RPIADJ.  
RPICONF.  
RPIADJ CONF.  
RPIDIV. I ONLY  
DIV. I NON-CONF.14- 3  
11- 127  
138-2  
1- 0178  
23330  
5549  
3349  
336  
66  
6

TOTALS

RPI 1-25

RPI 26-50

W-L RECORDS

RPI 51-100

RPI 101-150

RPI 150+

14- 3

0- 2

2- 1

OVERALL

0- 0

2- 0

10- 0

6- 2

0- 1

0- 1

HOME

0- 0

1- 0

5- 0

6- 1

0- 1

1- 0

AWAY

0- 0

1- 0

4- 0

2- 0

0- 0

1- 0

NEUTRAL

0- 0

0- 0

1- 0

11- 1

0- 1

2- 0

NON-CONFERENCE

0- 0

1- 0

8- 0

6- 0

0- 0

0- 0

HOME

0- 0

1- 0

5- 0

3- 1

0- 1

1- 0

AWAY

0- 0

0- 0

2- 0

2- 0

0- 0

1- 0

NEUTRAL

0- 0

0- 0

1- 0

3- 2

0- 1

0- 1

CONFERENCE

0- 0

1- 0

2- 0

0- 2

0- 1

0- 1

HOME

0- 0

0- 0

0- 0

3- 0

0- 0

0- 0

AWAY

0- 0

1- 0

2- 0

0- 0

0- 0

0- 0

NEUTRAL

0- 0

0- 0

0- 0

RPI 1-25

RPI 26-50

Team's RPI: 49

RPI 51-100

RPI 101+

RPI	S	Opponent	Score
7	H	Mississippi St.	59 85
13	A	Iowa St.	64 67

RPI	S	Opponent	Score
43	A	New Mexico	79 76
45	H	Tennessee	69 78
47	N	North Carolina	86 81

RPI	S	Opponent	Score
-----	---	----------	-------

RPI	S	Opponent	Score
117	A	Alabama	66 56
139	H	Oklahoma	95 79
160	H	Grambling	97 48
169	A	Vanderbilt	72 70
190	A	Elon	96 44
202	H	Nicholls St.	80 59
204	N	Coastal Caro.	84 78
217	A	Florida	64 56
228	H	Alabama St.	83 50
229	H	Samford	73 46
262	H	Louisiana	71 59
288	A	Saint Joseph's	81 70

LAST 12 Division I GAMES:

117	A	Alabama	66 56
217	A	Florida	64 56
45	H	Tennessee	69 78
228	H	Alabama St.	83 50
190	A	Elon	96 44
47	N	North Carolina	86 81

43	A	New Mexico	79 76
13	A	Iowa St.	64 67
169	A	Vanderbilt	72 70
7	H	Mississippi St.	59 85
204	N	Coastal Caro.	84 78
229	H	Samford	73 46

Non-Div I Games:

Xavier (LA)

77 58

Auburn

Loss, 
 Non-Conf, S Site, 
 H Home
A Away 
 N Neutral

Average RPI Loss: 210

DIV. I ONLY	6- 9	229	4-6	347	259	315	315	22	22
DIV. I NON-CONF.	3- 6	241	0- 0	349	250	346	346	20	20
TOTALS	RPI 1-25	RPI 26-50	W-L RECORDS	RPI 51-100	RPI 101-150	RPI 150+			
6- 9	0- 0	0- 0	OVERALL	0- 1	0- 1	6- 7			
5- 1	0- 0	0- 0	HOME	0- 0	0- 0	5- 1			
1- 8	0- 0	0- 0	AWAY	0- 1	0- 1	1- 6			
0- 0	0- 0	0- 0	NEUTRAL	0- 0	0- 0	0- 0			
3- 6	0- 0	0- 0	NON-CONFERENCE	0- 1	0- 0	3- 5			
3- 1	0- 0	0- 0	HOME	0- 0	0- 0	3- 1			
0- 5	0- 0	0- 0	AWAY	0- 1	0- 0	0- 4			
0- 0	0- 0	0- 0	NEUTRAL	0- 0	0- 0	0- 0			
3- 3	0- 0	0- 0	CONFERENCE	0- 0	0- 1	3- 2			
2- 0	0- 0	0- 0	HOME	0- 0	0- 0	2- 0			
1- 3	0- 0	0- 0	AWAY	0- 0	0- 1	1- 2			
0- 0	0- 0	0- 0	NEUTRAL	0- 0	0- 0	0- 0			

RPI 1-25				RPI 26-50				RPI 51-100				RPI 101+				Team's RPI: 315	
RPI	S	Opponent	Score	RPI	S	Opponent	Score	RPI	S	Opponent	Score	RPI	S	Opponent	Score		
								99	A	Cincinnati	48	69	143	A	UT Martin	65	74
												161	H	Morehead St.	81	80	
												169	A	Vanderbilt	70	99	
												182	A	Illinois St.	49	61	
												201	A	SIUE	68	69	
												220	A	Southeast Mo. St.	54	64	
												241	A	Western Ill.	72	77	
												254	A	Eastern Ill.	73	60	
												281	H	Northern Ky.	52	48	
												282	H	Alabama A&M	75	58	
												295	H	Mississippi Val.	89	95	
												323	H	Eastern Ky.	100	65	
												326	H	Lipscomb	70	58	
												344	A	Evansville	52	56	
LAST 12 Division I GAMES:																	
				161	H	Morehead St.	81 80	254	A	Eastern Ill.	73 60						
				323	H	Eastern Ky.	100 65	201	A	SIUE	68 69						
				344	A	Evansville	52 56	143	A	UT Martin	65 74						
				282	H	Alabama A&M	75 58	220	A	Southeast Mo. St.	54 64						
				182	A	Illinois St.	49 61	326	H	Lipscomb	70 58						
				241	A	Western Ill.	72 77	281	H	Northern Ky.	52 48						

Austin Peay

Average RPI Win:	148	WON-LOST	WINNING	LAST 10	STRENGTH OF	OPP. STRENGTH	TEAM	ADJ.	CONF.	ADJ CONF.
Average RPI Loss:	94	RECORD	PCT. RANK	GAMES	SCHEDULE	OF SCHEDULE	RPI	RPI	RPI	RPI
DIV. I ONLY	16- 3	20	10-0	71	89	19	19	7	7	
DIV. I NON-CONF.	8- 3	72	0- 0	125	110	63	63	7	7	
-----										
TOTALS	RPI 1-25	RPI 26-50	W-L RECORDS	RPI 51-100	RPI 101-150	RPI 150+				
16- 3	1- 0	1- 2	OVERALL	2- 0	3- 0	9- 1				
8- 1	1- 0	0- 1	HOME	0- 0	3- 0	4- 0				
6- 2	0- 0	1- 1	AWAY	1- 0	0- 0	4- 1				
2- 0	0- 0	0- 0	NEUTRAL	1- 0	0- 0	1- 0				
8- 3	0- 0	0- 2	NON-CONFERENCE	1- 0	1- 0	6- 1				
4- 1	0- 0	0- 1	HOME	0- 0	1- 0	3- 0				
2- 2	0- 0	0- 1	AWAY	0- 0	0- 0	2- 1				
2- 0	0- 0	0- 0	NEUTRAL	1- 0	0- 0	1- 0				
8- 0	1- 0	1- 0	CONFERENCE	1- 0	2- 0	3- 0				
4- 0	1- 0	0- 0	HOME	0- 0	2- 0	1- 0				
4- 0	0- 0	1- 0	AWAY	1- 0	0- 0	2- 0				
0- 0	0- 0	0- 0	NEUTRAL	0- 0	0- 0	0- 0				

RPI	S	Opponent	Score	RPI	S	Opponent	Score	RPI	S	Opponent	Score	RPI	S	Opponent	Score
11	H	Gonzaga	70 68	30	H	Cal i forn i a	52 70	60	A	Paci fi c	77 74	112	H	Northern Colo.	70 50
				41	A	Utah	67 78	63	N	TCU	61 58	128	H	Portl and	79 71
				46	A	Saint Mary's (CA)	74 73					131	H	Loyol a Marymount	55 44
												151	A	Utah St.	62 57
												159	H	Pepperdi ne	83 58
												173	A	Santa Clara	54 44
												174	H	Eastern Wash.	80 65
												187	H	UC Ri versi de	72 70
												208	H	Colorado St.	51 42
												210	A	Southern Utah	64 67
												222	A	Utah Valley	77 51
												253	A	San Franci sco	67 59
												287	N	Cal i forn i a Bapti st	76 69
LAST 12 Division I GAMES:															
131	H	Loyol a Marymount	55 44	128	H	Portl and	79 71								
159	H	Pepperdi ne	83 58	11	H	Gonzaga	70 68								
253	A	San Franci sco	67 59	46	A	Saint Mary's (CA)	74 73								
173	A	Santa Clara	54 44	60	A	Paci fi c	77 74								
112	H	Northern Colo.	70 50	41	A	Utah	67 78								
208	H	Colorado St.	51 42	222	A	Utah Valley	77 51								

Non-Div I Games:

BYU

Average RPI Win:	183	WON-LOST	WINNING	LAST 10	STRENGTH OF	OPP. STRENGTH	TEAM	ADJ.	CONF.	ADJ CONF.
Average RPI Loss:	73	RECORD	PCT. RANK	GAMES	SCHEDULE	OF SCHEDULE	RPI	RPI	RPI	RPI
DIV. I ONLY	6- 11	250	5-5	62	45	176	176	8	8	
DIV. I NON-CONF.	4- 7	228	0- 1	150	15	211	211	8	8	
-----										
TOTALS	RPI 1-25	RPI 26-50	W-L RECORDS	RPI 51-100	RPI 101-150	RPI 150+				
6- 11	0- 1	0- 4	OVERALL	2- 4	1- 1	3- 1				
5- 3	0- 0	0- 2	HOME	2- 0	0- 0	3- 1				
1- 5	0- 1	0- 1	AWAY	0- 3	1- 0	0- 0				
0- 3	0- 0	0- 1	NEUTRAL	0- 1	0- 1	0- 0				
4- 7	0- 1	0- 2	NON-CONFERENCE	1- 2	1- 1	2- 1				
3- 2	0- 0	0- 1	HOME	1- 0	0- 0	2- 1				
1- 2	0- 1	0- 0	AWAY	0- 1	1- 0	0- 0				
0- 3	0- 0	0- 1	NEUTRAL	0- 1	0- 1	0- 0				
2- 4	0- 0	0- 2	CONFERENCE	1- 2	0- 0	1- 0				
2- 1	0- 0	0- 1	HOME	1- 0	0- 0	1- 0				
0- 3	0- 0	0- 1	AWAY	0- 2	0- 0	0- 0				
0- 0	0- 0	0- 0	NEUTRAL	0- 0	0- 0	0- 0				

RPI 1-25				RPI 26-50				RPI 51-100				RPI 101+ Team's RPI: 176			
RPI	S	Opponent	Score	RPI	S	Opponent	Score	RPI	S	Opponent	Score	RPI	S	Opponent	Score
21	A	Butler	47 64	33	A	Buffalo	65 77	64	N	Quinnipiac	66 69	105	A	Western Ky.	86 83
				34	H	Ohio	75 90	79	A	Toledo	58 65	137	N	Fordham	70 78
				35	H	Purdue	38 80	88	A	Miami (OH)	57 60	169	H	Vanderbilt	43 60
				50	N	Duke	62 79	90	A	Missouri St.	54 74	234	H	Bowling Green	77 70
								91	H	Kent St.	48 44	266	H	Cleveland St.	67 62
								99	H	Cincinnati	75 63	301	H	Tennessee St.	90 51
-----															
LAST 12 Division I GAMES:															
				33	A	Buffalo	65 77	64	N	Quinnipiac	66 69				
				34	H	Ohio	75 90	50	N	Duke	62 79				
				234	H	Bowling Green	77 70	91	H	Kent St.	48 44				
				79	A	Toledo	58 65	88	A	Miami (OH)	57 60				
				301	H	Tennessee St.	90 51	169	H	Vanderbilt	43 60				
				105	A	Western Ky.	86 83	21	A	Butler	47 64				

Non-Div I Games: Urbana 99 62

Ball St.

Average RPI Win: 103

Average RPI Loss: 4

WON-LOST  
RECORD

WINNING  
PCT. RANK

LAST 10  
GAMES

STRENGTH OF  
SCHEDULE

OPP. STRENGTH  
OF SCHEDULE

TEAM  
RPI

ADJ.  
RPI

CONF.  
RPI

ADJ CONF.  
RPI

DIV. I ONLY	16- 1	6	9-1	5	21	2	2	3	3
DIV. I NON-CONF.	10- 1	19	0- 0	14	31	3	3	3	3
TOTALS	RPI 1-25	RPI 26-50	W-L RECORDS	RPI 51-100	RPI 101-150	RPI 150+			
16- 1	4- 1	2- 0	OVERALL	4- 0	0- 0	6- 0			
9- 0	2- 0	1- 0	HOME	1- 0	0- 0	5- 0			
5- 1	2- 1	0- 0	AWAY	2- 0	0- 0	1- 0			
2- 0	0- 0	1- 0	NEUTRAL	1- 0	0- 0	0- 0			
10- 1	3- 1	1- 0	NON-CONFERENCE	1- 0	0- 0	5- 0			
6- 0	1- 0	0- 0	HOME	0- 0	0- 0	5- 0			
2- 1	2- 1	0- 0	AWAY	0- 0	0- 0	0- 0			
2- 0	0- 0	1- 0	NEUTRAL	1- 0	0- 0	0- 0			
6- 0	1- 0	1- 0	CONFERENCE	3- 0	0- 0	1- 0			
3- 0	1- 0	1- 0	HOME	1- 0	0- 0	0- 0			
3- 0	0- 0	0- 0	AWAY	2- 0	0- 0	1- 0			
0- 0	0- 0	0- 0	NEUTRAL	0- 0	0- 0	0- 0			

RPI	S	Opponent	Score	RPI	S	Opponent	Score	RPI	S	Opponent	Score	RPI	S	Opponent	Score
4	A	Stanford	63 68	32	N	South Dakota St.	72 66	63	A	TCU	79 55	158	A	Texas Tech	73 56
8	H	UConn	68 57	39	H	Kansas St.	65 50	70	A	Kansas	94 68	161	H	Morehead St.	96 58
13	H	Iowa St.	84 69					83	N	Georgetown	67 46	184	H	Southern U.	94 49
14	A	Arizona St.	65 59					93	H	West Virginia	79 47	202	H	Nicholls St.	100 39
18	A	South Carolina	94 69									252	H	UTRGV	98 37
												257	H	Saint Francis (PA)	116 58
LAST 12 Division I GAMES:															
				39	H	Kansas St.	65 50	13	H	Iowa St.	84 69				
				158	A	Texas Tech	73 56	93	H	West Virginia	79 47				
				8	H	UConn	68 57	70	A	Kansas	94 68				
				252	H	UTRGV	98 37	63	A	TCU	79 55				
				4	A	Stanford	63 68	18	A	South Carolina	94 69				
				161	H	Morehead St.	96 58	83	N	Georgetown	67 46				

Non-Div I Games:

Baylor

Average RPI Win:	196	WON-LOST	WINNING	LAST 10	STRENGTH OF	OPP. STRENGTH	TEAM	ADJ.	CONF.	ADJ CONF.
Average RPI Loss:	54	RECORD	PCT. RANK	GAMES	SCHEDULE	OF SCHEDULE	RPI	RPI	RPI	RPI
DIV. I ONLY	12- 5	68	8-2	123	92	72	72	22	22	
DIV. I NON-CONF.	7- 4	109	0- 0	64	38	36	36	20	20	
-----										
TOTALS	RPI 1-25	RPI 26-50	W-L RECORDS	RPI 51-100	RPI 101-150	RPI 150+				
12- 5	0- 1	0- 2	OVERALL	2- 1	2- 1	8- 0				
7- 2	0- 0	0- 0	HOME	0- 1	1- 1	6- 0				
5- 3	0- 1	0- 2	AWAY	2- 0	1- 0	2- 0				
0- 0	0- 0	0- 0	NEUTRAL	0- 0	0- 0	0- 0				
7- 4	0- 1	0- 2	NON-CONFERENCE	2- 1	2- 0	3- 0				
3- 1	0- 0	0- 0	HOME	0- 1	1- 0	2- 0				
4- 3	0- 1	0- 2	AWAY	2- 0	1- 0	1- 0				
0- 0	0- 0	0- 0	NEUTRAL	0- 0	0- 0	0- 0				
5- 1	0- 0	0- 0	CONFERENCE	0- 0	0- 1	5- 0				
4- 1	0- 0	0- 0	HOME	0- 0	0- 1	4- 0				
1- 0	0- 0	0- 0	AWAY	0- 0	0- 0	1- 0				
0- 0	0- 0	0- 0	NEUTRAL	0- 0	0- 0	0- 0				

RPI	S	Opponent	Score	RPI	S	Opponent	Score	RPI	S	Opponent	Score	RPI	S	Opponent	Score
6	A	NC State	62 77	38	A	Clemson	62 65	68	A	Middle Tenn.	45 38	104	H	Tennessee Tech	72 77
				45	A	Tennessee	76 84	79	H	Toledo	69 78	126	A	Chattanooga	67 51
								82	A	Wright St.	79 63	130	H	Tulsa	78 53
												161	H	Morehead St.	77 50
												163	H	Arkansas St.	74 55
												195	A	Jacksonville St.	64 41
												195	H	Jacksonville St.	66 52
												281	A	Northern Ky.	71 53
												301	H	Tennessee St.	80 46
												323	H	Eastern Ky.	69 43
												326	H	Lipscomb	83 43
-----															
LAST 12 Division I GAMES:															
104	H	Tennessee Tech	72 77	301	H	Tennessee St.	80 46								
195	H	Jacksonville St.	66 52	195	A	Jacksonville St.	64 41								
45	A	Tennessee	76 84	323	H	Eastern Ky.	69 43								
163	H	Arkansas St.	74 55	161	H	Morehead St.	77 50								
126	A	Chattanooga	67 51	38	A	Clemson	62 65								
326	H	Lipscomb	83 43	79	H	Toledo	69 78								

Non-Div I Games:

Belmont





Average RPI Win:	292	WON-LOST	WINNING	LAST 10	STRENGTH OF	OPP. STRENGTH	TEAM	ADJ.	CONF.	ADJ CONF.
Average RPI Loss:	171	RECORD	PCT. RANK	GAMES	SCHEDULE	OF SCHEDULE	RPI	RPI	RPI	RPI

DIV. I ONLY	6- 11	250	3-7	161	306	232	232	23	23
DIV. I NON-CONF.	3- 8	267	0- 0	54	298	222	222	23	23
-----									
TOTALS	RPI 1-25	RPI 26-50	W-L RECORDS	RPI 51-100	RPI 101-150	RPI 150+			
6- 11	0- 2	0- 1	OVERALL	0- 0	0- 1	6- 7			
4- 4	0- 0	0- 0	HOME	0- 0	0- 1	4- 3			
2- 7	0- 2	0- 1	AWAY	0- 0	0- 0	2- 4			
0- 0	0- 0	0- 0	NEUTRAL	0- 0	0- 0	0- 0			
3- 8	0- 2	0- 1	NON-CONFERENCE	0- 0	0- 1	3- 4			
3- 2	0- 0	0- 0	HOME	0- 0	0- 1	3- 1			
0- 6	0- 2	0- 1	AWAY	0- 0	0- 0	0- 3			
0- 0	0- 0	0- 0	NEUTRAL	0- 0	0- 0	0- 0			
3- 3	0- 0	0- 0	CONFERENCE	0- 0	0- 0	3- 3			
1- 2	0- 0	0- 0	HOME	0- 0	0- 0	1- 2			
2- 1	0- 0	0- 0	AWAY	0- 0	0- 0	2- 1			
0- 0	0- 0	0- 0	NEUTRAL	0- 0	0- 0	0- 0			

RPI 1-25				RPI 26-50				RPI 51-100				RPI 101+ Team's RPI: 232			
RPI	S	Opponent	Score	RPI	S	Opponent	Score	RPI	S	Opponent	Score	RPI	S	Opponent	Score
1	A	Notre Dame	53 103	34	A	Ohio	49 86					133	H	Lehigh	55 65
15	A	Marquette	40 93									167	H	Stony Brook	56 65
												197	H	Cornell	72 61
												203	H	Rider	57 62
												227	A	Dartmouth	39 63
												248	A	Niagara	72 79
												255	A	Albany (NY)	56 61
												269	H	Vermont	57 58
												285	H	Army West Point	60 47
												294	A	UMass Lowell	70 50
												308	A	New Hampshire	71 62
												320	H	UMBC	67 45
												328	A	Lafayette	50 59
												347	H	Fairleigh Dickinson	73 54
LAST 12 Division I GAMES:															
308	A	New Hampshire	71 62	294	A	UMass Lowell	70 50								
255	A	Albany (NY)	56 61	269	H	Vermont	57 58								
227	A	Dartmouth	39 63	320	H	UMBC	67 45								
15	A	Marquette	40 93	167	H	Stony Brook	56 65								
1	A	Notre Dame	53 103	248	A	Niagara	72 79								
203	H	Rider	57 62	347	H	Fairleigh Dickinson	73 54								

Non-Div I Games: Charleston (WV) 69 62 Caldwell 73 54

Binghamton

Average RPI Win: 177

Average RPI Loss: 49

WON-LOST  
RECORDWINNING  
PCT. RANKLAST 10  
GAMESSTRENGTH OF  
SCHEDULEOPP. STRENGTH  
OF SCHEDULETEAM  
RPIADJ.  
RPICONF.  
RPIADJ CONF.  
RPIDIV. I ONLY  
DIV. I NON-CONF.13- 2  
7- 218  
5810-0  
1- 0251  
22836  
762  
7062  
7013  
1113  
11

TOTALS

RPI 1-25

RPI 26-50

W-L RECORDS

RPI 51-100

RPI 101-150

RPI 150+

13- 2

0- 1

0- 0

OVERALL

2- 1

3- 0

8- 0

6- 1

0- 1

0- 0

HOME

1- 0

0- 0

5- 0

4- 1

0- 0

0- 0

AWAY

0- 1

2- 0

2- 0

3- 0

0- 0

0- 0

NEUTRAL

1- 0

1- 0

1- 0

7- 2

0- 1

0- 0

NON-CONFERENCE

1- 1

2- 0

4- 0

3- 1

0- 1

0- 0

HOME

0- 0

0- 0

3- 0

1- 1

0- 0

0- 0

AWAY

0- 1

1- 0

0- 0

3- 0

0- 0

0- 0

NEUTRAL

1- 0

1- 0

1- 0

6- 0

0- 0

0- 0

CONFERENCE

1- 0

1- 0

4- 0

3- 0

0- 0

0- 0

HOME

1- 0

0- 0

2- 0

3- 0

0- 0

0- 0

AWAY

0- 0

1- 0

2- 0

0- 0

0- 0

0- 0

NEUTRAL

0- 0

0- 0

0- 0

RPI 1-25

RPI 26-50

RPI 51-100

Team's RPI: 62

RPI 101+

RPI	S	Opponent	Score
5	H	Louisville	55 74

RPI	S	Opponent	Score
-----	---	----------	-------

RPI	S	Opponent	Score
77	N	UNI	61 60
81	H	Wyoming	72 64
92	A	Washington St.	71 95

RPI	S	Opponent	Score
111	A	Washington	73 69
122	A	Fresno St.	72 60
129	N	Idaho	91 85
155	H	CSUN	74 63
174	H	Eastern Wash.	67 55
210	H	Southern Utah	88 53
213	A	San Diego St.	69 66
214	H	Air Force	79 48
240	A	Nevada	75 74
257	N	Saint Francis (PA)	78 64
317	H	San Jose St.	99 68

LAST 12 Division I GAMES:

317	H	San Jose St.	99 68	111	A	Washington	73 69
213	A	San Diego St.	69 66	214	H	Air Force	79 48
81	H	Wyoming	72 64	122	A	Fresno St.	72 60
210	H	Southern Utah	88 53	240	A	Nevada	75 74
257	N	Saint Francis (PA)	78 64	92	A	Washington St.	71 95
174	H	Eastern Wash.	67 55	77	N	UNI	61 60

Non-Div I Games: Southern Ore. 91 46 Northwest Chrst. 93 26

Boi se St.

Loss, 
 Non-Conf, 
 S Site, 
 H Home
A Away 
 N Neutral

Average RPI Win:	207	WON-LOST	WINNING	LAST 10	STRENGTH OF	OPP. STRENGTH	TEAM	ADJ.	CONF.	ADJ CONF.
Average RPI Loss:	44	RECORD	PCT. RANK	GAMES	SCHEDULE	OF SCHEDULE	RPI	RPI	RPI	RPI
DIV. I ONLY	13- 6	79	5-5	63	108	78	78	1	1	
DIV. I NON-CONF.	11- 2	33	1- 0	207	280	93	93	1	1	
-----										
TOTALS	RPI 1-25	RPI 26-50	W-L RECORDS	RPI 51-100	RPI 101-150	RPI 150+				
13- 6	0- 3	0- 1	OVERALL	1- 1	2- 1	10- 0				
7- 5	0- 2	0- 1	HOME	0- 1	0- 1	7- 0				
4- 1	0- 1	0- 0	AWAY	1- 0	2- 0	1- 0				
2- 0	0- 0	0- 0	NEUTRAL	0- 0	0- 0	2- 0				
11- 2	0- 0	0- 0	NON-CONFERENCE	0- 1	1- 1	10- 0				
7- 2	0- 0	0- 0	HOME	0- 1	0- 1	7- 0				
2- 0	0- 0	0- 0	AWAY	0- 0	1- 0	1- 0				
2- 0	0- 0	0- 0	NEUTRAL	0- 0	0- 0	2- 0				
2- 4	0- 3	0- 1	CONFERENCE	1- 0	1- 0	0- 0				
0- 3	0- 2	0- 1	HOME	0- 0	0- 0	0- 0				
2- 1	0- 1	0- 0	AWAY	1- 0	1- 0	0- 0				
0- 0	0- 0	0- 0	NEUTRAL	0- 0	0- 0	0- 0				

RPI 1-25				RPI 26-50				RPI 51-100				Team's RPI: 78				RPI 101+			
RPI	S	Opponent	Score	RPI	S	Opponent	Score	RPI	S	Opponent	Score	RPI	S	Opponent	Score	RPI	S	Opponent	Score
1	A	Notre Dame	63 92	37	H	Georgia Tech	76 81	86	H	Providence	57 61	108	H	Minnesota	69 77				
6	H	NC State	69 85					89	A	Pittsburgh	59 55	114	A	Wake Forest	65 64				
23	H	Florida St.	71 91									119	A	Houston	64 57				
												164	A	Rhode Island	88 64				
												180	H	Boston U.	78 51				
												203	N	Rider	112 61				
												215	H	Holy Cross	89 63				
												227	H	Dartmouth	99 68				
												237	H	Campbell	76 56				
												264	H	Columbia	74 60				
												280	H	Bryant	83 46				
												300	N	Loyola Maryland	73 47				
												303	H	Saint Peter's	89 57				
-----																			
										LAST 12 Division I GAMES:									
114	A	Wake Forest	65 64	203	N	Rider	112 61	1	A	Notre Dame	63 92	23	H	Florida St.	71 91				
6	H	NC State	69 85					89	A	Pittsburgh	59 55	108	H	Minnesota	69 77				
37	H	Georgia Tech	76 81									280	H	Bryant	83 46				
227	H	Dartmouth	99 68																
237	H	Campbell	76 56																
180	H	Boston U.	78 51																

Non-Div I Games:

Boston College

Average RPI Win:	221	WON-LOST	WINNING	LAST 10	STRENGTH OF	OPP. STRENGTH	TEAM	ADJ.	CONF.	ADJ CONF.
Average RPI Loss:	145	RECORD	PCT. RANK	GAMES	SCHEDULE	OF SCHEDULE	RPI	RPI	RPI	RPI
DIV. I ONLY	8- 9	188	4-6	154	220	180	180	19	19	
DIV. I NON-CONF.	4- 6	212	0- 0	154	200	206	206	24	24	
-----										
TOTALS	RPI 1-25	RPI 26-50	W-L RECORDS	RPI 51-100	RPI 101-150	RPI 150+				
8- 9	0- 0	0- 0	OVERALL	1- 3	1- 2	6- 4				
6- 2	0- 0	0- 0	HOME	0- 0	1- 1	5- 1				
2- 7	0- 0	0- 0	AWAY	1- 3	0- 1	1- 3				
0- 0	0- 0	0- 0	NEUTRAL	0- 0	0- 0	0- 0				
4- 6	0- 0	0- 0	NON-CONFERENCE	0- 3	0- 1	4- 2				
4- 0	0- 0	0- 0	HOME	0- 0	0- 0	4- 0				
0- 6	0- 0	0- 0	AWAY	0- 3	0- 1	0- 2				
0- 0	0- 0	0- 0	NEUTRAL	0- 0	0- 0	0- 0				
4- 3	0- 0	0- 0	CONFERENCE	1- 0	1- 1	2- 2				
2- 2	0- 0	0- 0	HOME	0- 0	1- 1	1- 1				
2- 1	0- 0	0- 0	AWAY	1- 0	0- 0	1- 1				
0- 0	0- 0	0- 0	NEUTRAL	0- 0	0- 0	0- 0				

RPI 1-25				RPI 26-50				RPI 51-100				RPI 101+				Team's RPI: 180			
RPI	S	Opponent	Score	RPI	S	Opponent	Score	RPI	S	Opponent	Score	RPI	S	Opponent	Score				
								57	A	Northeastern	51	81	115	H	Ameri can	51	64		
								61	A	Bucknell	70	62	133	H	Lehi gh	58	45		
								66	A	Harvard	47	67	135	A	Marist	57	68		
								78	A	Boston Col lege	51	78	183	A	Massachusetts	55	66		
													191	H	Del aware	72	61		
													206	H	Brown	72	51		
													215	A	Holy Cross	69	75		
													227	A	Dartmouth	44	64		
													233	H	Col gate	72	81		
													280	H	Bryant	67	65		
													285	H	Army West Point	63	51		
													300	A	Loyol a Maryl and	64	62		
													308	H	New Hampshi re	60	39		
LAST 12 Division I GAMES:																			
300	A	Loyol a Maryl and	64	62	115	H	Ameri can	51	64	215	A	Holy Cross	69	75	233	H	Col gate	72	81
61	A	Bucknell	70	62	133	H	Lehi gh	58	45	227	A	Dartmouth	44	64	191	H	Del aware	72	61
285	H	Army West Point	63	51	66	A	Harvard	47	67	78	A	Boston Col lege	51	78	183	A	Massachusetts	55	66

Non-Div I Games:

Boston U.

Average RPI Win: 273		WON-LOST RECORD	WINNING PCT. RANK	LAST 10 GAMES	STRENGTH OF SCHEDULE	OPP. STRENGTH OF SCHEDULE	TEAM RPI	ADJ. RPI	CONF. RPI	ADJ. CONF. RPI
Average RPI Loss: 161										
DIV. I ONLY		6- 10	242	4-6	185	299	234	234	8	8
DIV. I NON-CONF.		6- 4	125	0- 0	227	335	159	159	8	8
TOTALS		RPI 1-25	RPI 26-50	W-L RECORDS		RPI 51-100	RPI 101-150	RPI 150+		
6- 10	0- 0		0- 1	OVERALL		0- 1	0- 1	6- 7		
4- 3	0- 0		0- 0	HOME		0- 1	0- 1	4- 1		
2- 6	0- 0		0- 1	AWAY		0- 0	0- 0	2- 5		
0- 1	0- 0		0- 0	NEUTRAL		0- 0	0- 0	0- 1		
6- 4	0- 0		0- 1	NON-CONFERENCE		0- 0	0- 0	6- 3		
4- 0	0- 0		0- 0	HOME		0- 0	0- 0	4- 0		
2- 3	0- 0		0- 1	AWAY		0- 0	0- 0	2- 2		
0- 1	0- 0		0- 0	NEUTRAL		0- 0	0- 0	0- 1		
0- 6	0- 0		0- 0	CONFERENCE		0- 1	0- 1	0- 4		
0- 3	0- 0		0- 0	HOME		0- 1	0- 1	0- 1		
0- 3	0- 0		0- 0	AWAY		0- 0	0- 0	0- 3		
0- 0	0- 0		0- 0	NEUTRAL		0- 0	0- 0	0- 0		

RPI 1-25				RPI 26-50				RPI 51-100				RPI 101+				Team's RPI: 234			
RPI	S	Opponent	Score	RPI	S	Opponent	Score	RPI	S	Opponent	Score	RPI	S	Opponent	Score				
				28	A	Michigan St.	69 99					79	H	Toledo	65 79	113	H	Northern Ill.	52 66
																175	A	Xavier	49 65
																176	A	Ball St.	70 77
																177	N	Mercer	63 76
																179	A	Akron	71 74
																185	A	Eastern Mich.	74 81
																204	A	Coastal Caro.	80 81
																226	H	Loyola Chicago	88 74
																242	H	Marshall	99 76
																243	H	Robert Morris	61 60
																290	H	Western Mich.	82 84
																291	A	Canisius	74 53
																309	A	Valparaiso	79 72
																329	H	Detroit Mercy	79 73
LAST 12 Division I GAMES:																			
				176	A	Ball St.	70 77	185	A	Eastern Mich.	74 81								
				290	H	Western Mich.	82 84	79	H	Toledo	65 79								
				309	A	Valparaiso	79 72	113	H	Northern Ill.	52 66								
				329	H	Detroit Mercy	79 73	179	A	Akron	71 74								
				291	A	Canisius	74 53	177	N	Mercer	63 76								
				175	A	Xavier	49 65	204	A	Coastal Caro.	80 81								

Non-Div I Games:	Davis & Elkins	63	28
------------------	----------------	----	----

## Bowling Green

■ Loss, ■ Non-Conf, S Site, H Home A Away N Neutral

Average RPI	Win: 255	WON-LOST	WINNING	LAST 10	STRENGTH OF	OPP. STRENGTH	TEAM	ADJ.	CONF.	ADJ CONF.
Average RPI	Loss: 54	RECORD	PCT. RANK	GAMES	SCHEDULE	OF SCHEDULE	RPI	RPI	RPI	RPI
DIV. I ONLY	12- 4	45	6-4	325	103	171	171	12	12	
DIV. I NON-CONF.	9- 1	31	1- 0	345	147	145	145	14	14	
-----										
TOTALS	RPI 1-25	RPI 26-50	W-L RECORDS	RPI 51-100	RPI 101-150	RPI 150+				
12- 4	0- 1	0- 1	OVERALL	0- 2	0- 0	12- 0				
6- 3	0- 1	0- 0	HOME	0- 2	0- 0	6- 0				
5- 1	0- 0	0- 1	AWAY	0- 0	0- 0	5- 0				
1- 0	0- 0	0- 0	NEUTRAL	0- 0	0- 0	1- 0				
9- 1	0- 0	0- 1	NON-CONFERENCE	0- 0	0- 0	9- 0				
5- 0	0- 0	0- 0	HOME	0- 0	0- 0	5- 0				
3- 1	0- 0	0- 1	AWAY	0- 0	0- 0	3- 0				
1- 0	0- 0	0- 0	NEUTRAL	0- 0	0- 0	1- 0				
3- 3	0- 1	0- 0	CONFERENCE	0- 2	0- 0	3- 0				
1- 3	0- 1	0- 0	HOME	0- 2	0- 0	1- 0				
2- 0	0- 0	0- 0	AWAY	0- 0	0- 0	2- 0				
0- 0	0- 0	0- 0	NEUTRAL	0- 0	0- 0	0- 0				

RPI 1-25				RPI 26-50				RPI 51-100				RPI 101+				Team's RPI: 171
RPI	S	Opponent	Score	RPI	S	Opponent	Score	RPI	S	Opponent	Score	RPI	S	Opponent	Score	
12	H	Drake	63 92	35	A	Purdue	61 74	77	H	UNI	78 81	156	A	Indiana St.	61 45	
								90	H	Missouri St.	56 68	165	H	Southern Ill.	58 53	
												191	N	Delaware	59 47	
												220	H	Southeast Mo. St.	85 79	
												241	H	Western Ill.	82 68	
												254	H	Eastern Ill.	67 64	
												266	A	Cleveland St.	67 65	
												283	A	Fla. Atlantic	80 59	
												298	A	Omaha	80 60	
												299	H	Oakland	73 64	
												343	H	Chicago St.	89 59	
												344	A	Evansville	75 68	
-----																
LAST 12 Division I GAMES:																
344	A	Evansville	75 68	283	A	Fla. Atlantic	80 59	165	H	Southern Ill.	58 53	241	H	Western Ill.	82 68	
77	H	UNI	78 81	90	H	Missouri St.	56 68	156	A	Indiana St.	61 45	298	A	Omaha	80 60	
12	H	Drake	63 92	299	H	Oakland	73 64	343	H	Chicago St.	89 59	344	A	Evansville	75 68	
343	H	Chicago St.	89 59	344	A	Evansville	75 68									
35	A	Purdue	61 74													
266	A	Cleveland St.	67 65													

Non-Div I Games: Rockhurst 83 40

Bradley

Average RPI Win:	266	WON-LOST	WINNING	LAST 10	STRENGTH OF	OPP. STRENGTH	TEAM	ADJ.	CONF.	ADJ CONF.
Average RPI Loss:	133	RECORD	PCT. RANK	GAMES	SCHEDULE	OF SCHEDULE	RPI	RPI	RPI	RPI
DIV. I ONLY	7- 8	195	5-5	258	191	206	206	11	11	
DIV. I NON-CONF.	6- 8	199	0- 1	279	205	238	238	10	10	
-----										
TOTALS	RPI 1-25	RPI 26-50	W-L RECORDS	RPI 51-100	RPI 101-150	RPI 150+				
7- 8	0- 1	0- 0	OVERALL	0- 2	1- 1	6- 4				
4- 2	0- 0	0- 0	HOME	0- 1	1- 0	3- 1				
2- 6	0- 1	0- 0	AWAY	0- 1	0- 1	2- 3				
1- 0	0- 0	0- 0	NEUTRAL	0- 0	0- 0	1- 0				
6- 8	0- 1	0- 0	NON-CONFERENCE	0- 2	0- 1	6- 4				
3- 2	0- 0	0- 0	HOME	0- 1	0- 0	3- 1				
2- 6	0- 1	0- 0	AWAY	0- 1	0- 1	2- 3				
1- 0	0- 0	0- 0	NEUTRAL	0- 0	0- 0	1- 0				
1- 0	0- 0	0- 0	CONFERENCE	0- 0	1- 0	0- 0				
1- 0	0- 0	0- 0	HOME	0- 0	1- 0	0- 0				
0- 0	0- 0	0- 0	AWAY	0- 0	0- 0	0- 0				
0- 0	0- 0	0- 0	NEUTRAL	0- 0	0- 0	0- 0				

RPI	S	Opponent	Score	RPI	S	Opponent	Score	RPI	S	Opponent	Score	RPI	S	Opponent	Score	Team's RPI: 206
16	A	Rutgers	52 73					61	H	Bucknell	78 91	109	H	Yale	86 71	
								65	A	Maine	96 102	113	A	Northern Ill.	102 109	
												164	A	Rhode Island	67 72	
												180	A	Boston U.	51 72	
												183	H	Massachusetts	61 90	
												215	A	Holy Cross	89 85	
												280	A	Bryant	57 75	
												280	N	Bryant	84 68	
												292	H	Central Conn. St.	68 63	
												308	H	New Hampshire	76 70	
												314	H	Fairfield	68 49	
												343	A	Chicago St.	90 65	
LAST 12 Division I GAMES:																
343	A	Chicago St.	90 65	164	A	Rhode Island	67 72	109	H	Yale	86 71	16	A	Rutgers	52 73	
65	A	Maine	96 102	109	H	Yale	86 71	113	A	Northern Ill.	102 109	215	A	Holy Cross	89 85	
280	N	Bryant	84 68	113	A	Northern Ill.	102 109	280	N	Bryant	84 68	308	H	New Hampshire	76 70	
61	H	Bucknell	78 91	280	N	Bryant	84 68	314	H	Fairfield	68 49					
183	H	Massachusetts	61 90													
314	H	Fairfield	68 49													

Non-Div I Games: Johnson &amp; Wales (RI) 78 46 Adelphi 75 62

Brown

Average RPI Win: **269**  
 Average RPI Loss: **172**

WON-LOST  
RECORD

WINNING  
PCT. RANK

LAST 10  
GAMES

STRENGTH OF  
SCHEDULE

OPP. STRENGTH  
OF SCHEDULE

TEAM  
RPI

ADJ.  
RPI

CONF.  
RPI

ADJ CONF.  
RPI

DIV. I ONLY	5- 12	268	3-7	229	298	280	280	31	31
DIV. I NON-CONF.	2- 9	297	0- 1	160	212	277	277	31	31
<hr/>									
TOTALS	RPI 1-25	RPI 26-50	W-L RECORDS	RPI 51-100	RPI 101-150	RPI 150+			
5- 12	0- 0	0- 0	OVERALL	0- 5	0- 0	5- 7			
3- 4	0- 0	0- 0	HOME	0- 1	0- 0	3- 3			
2- 6	0- 0	0- 0	AWAY	0- 3	0- 0	2- 3			
0- 2	0- 0	0- 0	NEUTRAL	0- 1	0- 0	0- 1			
2- 9	0- 0	0- 0	NON-CONFERENCE	0- 5	0- 0	2- 4			
1- 2	0- 0	0- 0	HOME	0- 1	0- 0	1- 1			
1- 5	0- 0	0- 0	AWAY	0- 3	0- 0	1- 2			
0- 2	0- 0	0- 0	NEUTRAL	0- 1	0- 0	0- 1			
3- 3	0- 0	0- 0	CONFERENCE	0- 0	0- 0	3- 3			
2- 2	0- 0	0- 0	HOME	0- 0	0- 0	2- 2			
1- 1	0- 0	0- 0	AWAY	0- 0	0- 0	1- 1			
0- 0	0- 0	0- 0	NEUTRAL	0- 0	0- 0	0- 0			

RPI 1-25				RPI 26-50				RPI 51-100				RPI 101+ Team's RPI: 280			
RPI	S	Opponent	Score	RPI	S	Opponent	Score	RPI	S	Opponent	Score	RPI	S	Opponent	Score
								65	H	Maine	57 <b>74</b>	180	A	Boston U.	65 <b>67</b>
								78	A	Boston College	46 <b>83</b>	206	H	Brown	75 57
								86	N	Providence	64 <b>72</b>	206	N	Brown	68 <b>84</b>
								93	A	West Virginia	48 <b>94</b>	211	A	Sacred Heart	48 <b>49</b>
								97	A	Hartford	57 <b>67</b>	215	H	Holy Cross	62 <b>81</b>
												235	A	Mt. St. Mary's	73 68
												243	H	Robert Morris	57 <b>60</b>
												257	H	Saint Francis (PA)	66 63
												276	H	St. Francis Brooklyn	55 <b>60</b>
												294	A	UMass Lowell	58 57
												308	A	New Hampshire	74 <b>79</b>
												351	H	LIU Brooklyn	69 62
<hr/>															
LAST 12 Division I GAMES:															
				235	A	Mt. St. Mary's	73 68	86	N	Providence	64 <b>72</b>				
				276	H	St. Francis Brooklyn	55 <b>60</b>	257	H	Saint Francis (PA)	66 63				
				351	H	LIU Brooklyn	69 62	243	H	Robert Morris	57 <b>60</b>				
				215	H	Holy Cross	62 <b>81</b>	211	A	Sacred Heart	48 <b>49</b>				
				97	A	Hartford	57 <b>67</b>	206	N	Brown	68 <b>84</b>				
				78	A	Boston College	46 <b>83</b>	308	A	New Hampshire	74 <b>79</b>				

Non-Div I Games:

Bryant

■ Loss, ■ Non-Conf, ■ S Site, ■ Home ■ Away N Neutral



Average RPI Win:	221	WON-LOST	WINNING	LAST 10	STRENGTH OF	OPP. STRENGTH	TEAM	ADJ.	CONF.	ADJ CONF.
Average RPI Loss:	81	RECORD	PCT. RANK	GAMES	SCHEDULE	OF SCHEDULE	RPI	RPI	RPI	RPI
DIV. I ONLY	15- 4	34	8-2	183	174	61	61	19	19	
DIV. I NON-CONF.	9- 3	61	0- 0	146	100	44	44	24	24	
-----										
TOTALS	RPI 1-25	RPI 26-50	W-L RECORDS	RPI 51-100	RPI 101-150	RPI 150+				
15- 4	0- 2	0- 0	OVERALL	1- 0	3- 1	11- 1				
6- 1	0- 0	0- 0	HOME	1- 0	3- 0	2- 1				
7- 3	0- 2	0- 0	AWAY	0- 0	0- 1	7- 0				
2- 0	0- 0	0- 0	NEUTRAL	0- 0	0- 0	2- 0				
9- 3	0- 2	0- 0	NON-CONFERENCE	1- 0	1- 1	7- 0				
4- 0	0- 0	0- 0	HOME	1- 0	1- 0	2- 0				
3- 3	0- 2	0- 0	AWAY	0- 0	0- 1	3- 0				
2- 0	0- 0	0- 0	NEUTRAL	0- 0	0- 0	2- 0				
6- 1	0- 0	0- 0	CONFERENCE	0- 0	2- 0	4- 1				
2- 1	0- 0	0- 0	HOME	0- 0	2- 0	0- 1				
4- 0	0- 0	0- 0	AWAY	0- 0	0- 0	4- 0				
0- 0	0- 0	0- 0	NEUTRAL	0- 0	0- 0	0- 0				

RPI	S	Opponent	Score	RPI	S	Opponent	Score	RPI	S	Opponent	Score	RPI	S	Opponent	Score
9	A	Syracuse	56 70					64	H	Quinnipiac	75 58	115	H	American	71 56
13	A	Iowa St.	61 86									123	A	Drexel	42 64
												124	H	Youngstown St.	73 68
												133	H	Lehigh	71 53
												180	H	Boston U.	62 70
												183	N	Massachusetts	77 58
												203	H	Rider	80 59
												206	A	Brown	91 78
												233	A	Colgate	90 62
												246	A	St. Bonaventure	77 46
												247	A	Monmouth	70 32
												285	A	Army West Point	66 52
												300	A	Loyola Maryland	75 57
												314	N	Fairfield	77 54
												328	A	Lafayette	56 47
												331	H	Iona	81 43
-----															
Team's RPI: 61															
LAST 12 Division I GAMES:															
285	A	Army West Point	66 52	300	A	Loyola Maryland	75 57								
180	H	Boston U.	62 70	233	A	Colgate	90 62								
115	H	American	71 56	133	H	Lehigh	71 53								
13	A	Iowa St.	61 86	328	A	Lafayette	56 47								
124	H	Youngstown St.	73 68	331	H	Iona	81 43								
203	H	Rider	80 59	246	A	St. Bonaventure	77 46								

Non-Div I Games:

Bucknell I

Average RPI Win: 197

Average RPI Loss: 38

WON-LOST  
RECORDWINNING  
PCT. RANKLAST 10  
GAMESSTRENGTH OF  
SCHEDULEOPP. STRENGTH  
OF SCHEDULETEAM  
RPIADJ.  
RPICONF.  
RPIADJ CONF.  
RPIDIV. I ONLY  
DIV. I NON-CONF.13- 4  
8- 342  
727-3  
0- 057  
104155  
8533  
4333  
438  
88  
8

TOTALS

RPI 1-25

RPI 26-50

W-L RECORDS

RPI 51-100

RPI 101-150

RPI 150+

13- 4

0- 2

1- 1

OVERALL

2- 0

0- 1

10- 0

4- 2

0- 1

0- 1

HOME

0- 0

0- 0

4- 0

7- 2

0- 1

0- 0

AWAY

1- 0

0- 1

6- 0

2- 0

0- 0

1- 0

NEUTRAL

1- 0

0- 0

0- 0

8- 3

0- 2

1- 0

NON-CONFERENCE

1- 0

0- 1

6- 0

2- 1

0- 1

0- 0

HOME

0- 0

0- 0

2- 0

4- 2

0- 1

0- 0

AWAY

0- 0

0- 1

4- 0

2- 0

0- 0

1- 0

NEUTRAL

1- 0

0- 0

0- 0

5- 1

0- 0

0- 1

CONFERENCE

1- 0

0- 0

4- 0

2- 1

0- 0

0- 1

HOME

0- 0

0- 0

2- 0

3- 0

0- 0

0- 0

AWAY

1- 0

0- 0

2- 0

0- 0

0- 0

0- 0

NEUTRAL

0- 0

0- 0

0- 0

RPI 1-25

RPI 26-50

Team's RPI: 33

RPI 51-100

RPI 101+

RPI	S	Opponent	Score
3	A	Oregon	82 102
4	H	Stanford	55 62

RPI	S	Opponent	Score
32	N	South Dakota St.	61 55
34	H	Ohio	71 74

RPI	S	Opponent	Score
83	N	Georgetown	73 64
88	A	Miami (OH)	66 59

RPI	S	Opponent	Score
110	A	Dayton	59 72
176	H	Ball St.	77 65
179	H	Akron	91 72
185	A	Eastern Mich.	91 84
219	A	UMES	69 63
227	A	Dartmouth	75 69
246	H	St. Bonaventure	90 43
248	H	Niagara	88 61
290	A	Western Mich.	61 59
291	A	Canisius	84 66
292	A	Central Conn. St.	82 69

LAST 12 Division I GAMES:

185	A	Eastern Mich.	91 84	179	H	Akron	91 72
34	H	Ohio	71 74	290	A	Western Mich.	61 59
246	H	St. Bonaventure	90 43	176	H	Ball St.	77 65
4	H	Stanford	55 62	88	A	Miami (OH)	66 59
227	A	Dartmouth	75 69	291	A	Canisius	84 66
110	A	Dayton	59 72	292	A	Central Conn. St.	82 69

Buffalo

Buffalo

Non-Div I Games:

Buffalo

Loss, 
 Non-Conf, S Site, 
 H Home
A Away 
 N Neutral

Average RPI Win:	163	WON-LOST	WINNING	LAST 10	STRENGTH OF	OPP. STRENGTH	TEAM	ADJ.	CONF.	ADJ CONF.
Average RPI Loss:	58	RECORD	PCT. RANK	GAMES	SCHEDULE	OF SCHEDULE	RPI	RPI	RPI	RPI
DIV. I ONLY	16- 2	13	9-1	126	88	21	21	5	5	
DIV. I NON-CONF.	10- 1	19	0- 0	205	193	41	41	4	4	
<hr/>										
TOTALS	RPI 1-25	RPI 26-50	W-L RECORDS	RPI 51-100	RPI 101-150	RPI 150+				
16- 2	0- 0	0- 1	OVERALL	4- 1	2- 0	10- 0				
9- 0	0- 0	0- 0	HOME	1- 0	1- 0	7- 0				
5- 2	0- 0	0- 1	AWAY	3- 1	0- 0	2- 0				
2- 0	0- 0	0- 0	NEUTRAL	0- 0	1- 0	1- 0				
10- 1	0- 0	0- 1	NON-CONFERENCE	0- 0	1- 0	9- 0				
7- 0	0- 0	0- 0	HOME	0- 0	0- 0	7- 0				
1- 1	0- 0	0- 1	AWAY	0- 0	0- 0	1- 0				
2- 0	0- 0	0- 0	NEUTRAL	0- 0	1- 0	1- 0				
6- 1	0- 0	0- 0	CONFERENCE	4- 1	1- 0	1- 0				
2- 0	0- 0	0- 0	HOME	1- 0	1- 0	0- 0				
4- 1	0- 0	0- 0	AWAY	3- 1	0- 0	1- 0				
0- 0	0- 0	0- 0	NEUTRAL	0- 0	0- 0	0- 0				

RPI 1-25				Team's RPI: 21			
RPI	S	Opponent	Score				
29	A	Indiana	46 66				
</							

Non-Div I Games:

Butler

Average RPI Win: 251 WON-LOST RECORD WINNING PCT. RANK LAST 10 GAMES STRENGTH OF SCHEDULE OPP. STRENGTH OF SCHEDULE TEAM RPI ADJ. RPI CONF. RPI ADJ. CONF. RPI

DIV. I ONLY	6- 11	250	4-6	318	257	270	270	29	29
DIV. I NON-CONF.	2- 9	297	0- 0	278	244	313	313	30	30
TOTALS	RPI 1-25	RPI 26-50	W-L RECORDS	RPI 51-100	RPI 101-150	RPI 150+			
6- 11	0- 0	0- 1	OVERALL	1- 0	0- 1	5- 9			
2- 2	0- 0	0- 0	HOME	1- 0	0- 0	1- 2			
4- 9	0- 0	0- 1	AWAY	0- 0	0- 1	4- 7			
0- 0	0- 0	0- 0	NEUTRAL	0- 0	0- 0	0- 0			
2- 9	0- 0	0- 1	NON-CONFERENCE	1- 0	0- 1	1- 7			
1- 1	0- 0	0- 0	HOME	1- 0	0- 0	0- 1			
1- 8	0- 0	0- 1	AWAY	0- 0	0- 1	1- 6			
0- 0	0- 0	0- 0	NEUTRAL	0- 0	0- 0	0- 0			
4- 2	0- 0	0- 0	CONFERENCE	0- 0	0- 0	4- 2			
1- 1	0- 0	0- 0	HOME	0- 0	0- 0	1- 1			
3- 1	0- 0	0- 0	AWAY	0- 0	0- 0	3- 1			
0- 0	0- 0	0- 0	NEUTRAL	0- 0	0- 0	0- 0			

RPI S Opponent Score	RPI S Opponent Score	RPI S Opponent Score	RPI S Opponent Score
40 A Oregon St. 52 92	82 H Wright St. 76 74	147 A UC Irvine 78 85	181 H New Mexico St. 59 61
		187 H UC Riverside 67 79	189 A North Texas 59 71
		194 A UMKC 67 57	205 A SMU 43 49
		218 A Cal St. Fullerton 56 64	222 A Utah Valley 70 78
		252 H UTRGV 68 63	267 A UTEP 47 53
		296 A UC Santa Barbara 56 48	298 A Omaha 46 53
		317 A San Jose St. 72 82	336 A Seattle U 70 60
		343 A Chicago St. 67 56	
LAST 12 Division I GAMES:			
222 A Utah Valley 70 78	343 A Chicago St. 67 56		
336 A Seattle U 70 60	194 A UMKC 67 57		
187 H UC Riverside 67 79	181 H New Mexico St. 59 61		
40 A Oregon St. 52 92	252 H UTRGV 68 63		
189 A North Texas 59 71	298 A Omaha 46 53		
205 A SMU 43 49	218 A Cal St. Fullerton 56 64		

Non-Div I Games: Whittier 74 46 Westcliff 91 37

Average RPI Win:	237	WON-LOST	WINNING	LAST 10	STRENGTH OF	OPP. STRENGTH	TEAM	ADJ.	CONF.	ADJ CONF.
Average RPI Loss:	69	RECORD	PCT. RANK	GAMES	SCHEDULE	OF SCHEDULE	RPI	RPI	RPI	RPI
DIV. I ONLY	9- 9	165	5-5	163	79	155	155	21	21	
DIV. I NON-CONF.	6- 8	199	0- 1	127	35	158	158	21	21	
-----										
TOTALS	RPI 1-25	RPI 26-50	W-L RECORDS	RPI 51-100	RPI 101-150	RPI 150+				
9- 9	0- 2	0- 2	OVERALL	1- 2	0- 3	8- 0				
6- 2	0- 0	0- 0	HOME	1- 1	0- 1	5- 0				
3- 7	0- 2	0- 2	AWAY	0- 1	0- 2	3- 0				
0- 0	0- 0	0- 0	NEUTRAL	0- 0	0- 0	0- 0				
6- 8	0- 2	0- 2	NON-CONFERENCE	1- 2	0- 2	5- 0				
4- 2	0- 0	0- 0	HOME	1- 1	0- 1	3- 0				
2- 6	0- 2	0- 2	AWAY	0- 1	0- 1	2- 0				
0- 0	0- 0	0- 0	NEUTRAL	0- 0	0- 0	0- 0				
3- 1	0- 0	0- 0	CONFERENCE	0- 0	0- 1	3- 0				
2- 0	0- 0	0- 0	HOME	0- 0	0- 0	2- 0				
1- 1	0- 0	0- 0	AWAY	0- 0	0- 1	1- 0				
0- 0	0- 0	0- 0	NEUTRAL	0- 0	0- 0	0- 0				

RPI 1-25				RPI 26-50				RPI 51-100				RPI 101+				Team's RPI: 155
RPI	S	Opponent	Score	RPI	S	Opponent	Score	RPI	S	Opponent	Score	RPI	S	Opponent	Score	
4	A	Stanford	43 69	30	A	Cal i forn i a	42 67	62	A	Bo i se St.	63 74	129	A	I daho	73 88	
12	A	Drake	63 73	44	A	Southern Cal i forn i a	42 58	66	H	Harvard	55 75	131	H	Loyol a Marymount	53 72	
								92	H	Washi ngton St.	65 52	147	A	UC I rvi ne	61 65	
												173	A	Santa Clara	53 38	
												187	H	UC Ri versi de	69 56	
												213	H	San Diego St.	77 74	
												268	A	Hawai i	49 29	
												287	H	Cal i forn i a Bapti st	73 67	
												296	H	UC Santa Barbara	73 65	
												298	A	Omaha	64 52	
												317	H	San Jose St.	76 40	
LAST 12 Di vi si on I GAMES:																
296	H	UC Santa Barbara	73 65	66	H	Harvard	55 75	187	H	UC Ri versi de	69 56					
4	A	Stanford	43 69	268	A	Hawai i	49 29	147	A	UC I rvi ne	61 65					
317	H	San Jose St.	76 40	30	A	Cal i forn i a	42 67	173	A	Santa Clara	53 38					
44	A	Southern Cal i forn i a	42 58													
213	H	San Diego St.	77 74													
131	H	Loyol a Marymount	53 72													

Non-Di v I Games:

CSUN

Average RPI Win:	269	WON-LOST	WINNING	LAST 10	STRENGTH OF	OPP. STRENGTH	TEAM	ADJ.	CONF.	ADJ CONF.
Average RPI Loss:	155	RECORD	PCT. RANK	GAMES	SCHEDULE	OF SCHEDULE	RPI	RPI	RPI	RPI
DIV. I ONLY	3- 11	305	3-7	257	172	307	307	21	21	
DIV. I NON-CONF.	2- 8	293	0- 0	265	64	304	304	21	21	
-----										
TOTALS	RPI 1-25	RPI 26-50	W-L RECORDS	RPI 51-100	RPI 101-150	RPI 150+				
3- 11	0- 0	0- 2	OVERALL	0- 1	0- 2	3- 6				
2- 4	0- 0	0- 1	HOME	0- 0	0- 1	2- 2				
1- 6	0- 0	0- 1	AWAY	0- 1	0- 1	1- 3				
0- 1	0- 0	0- 0	NEUTRAL	0- 0	0- 0	0- 1				
2- 8	0- 0	0- 2	NON-CONFERENCE	0- 1	0- 1	2- 4				
1- 3	0- 0	0- 1	HOME	0- 0	0- 0	1- 2				
1- 4	0- 0	0- 1	AWAY	0- 1	0- 1	1- 1				
0- 1	0- 0	0- 0	NEUTRAL	0- 0	0- 0	0- 1				
1- 3	0- 0	0- 0	CONFERENCE	0- 0	0- 1	1- 2				
1- 1	0- 0	0- 0	HOME	0- 0	0- 1	1- 0				
0- 2	0- 0	0- 0	AWAY	0- 0	0- 0	0- 2				
0- 0	0- 0	0- 0	NEUTRAL	0- 0	0- 0	0- 0				

RPI	S	Opponent	Score	RPI	S	Opponent	Score	RPI	S	Opponent	Score	RPI	S	Opponent	Score	Team's RPI: 307
40	A	Oregon St.	54 79	58	A	UCLA	35 81	122	A	Fresno St.	58 76	147	H	UC Irvine	59 75	
46	H	Saint Mary's (CA)	51 69					159	H	Pepperdine	63 70	166	H	Illinois	51 74	
								174	H	Eastern Wash.	59 55	218	A	Cal St. Fullerton	64 78	
								239	A	Sacramento St.	85 88	253	N	San Francisco	62 65	
								258	A	Long Beach St.	58 61	296	H	UC Santa Barbara	75 67	
								336	A	Seattle U	60 50					
-----																
LAST 12 Division I GAMES:																
58	A	UCLA	35 81	218	A	Cal St. Fullerton	64 78	258	A	Long Beach St.	58 61	296	H	UC Santa Barbara	75 67	
336	A	Seattle U	60 50	258	A	Long Beach St.	58 61	296	H	UC Santa Barbara	75 67	147	H	UC Irvine	59 75	
46	H	Saint Mary's (CA)	51 69	296	H	UC Santa Barbara	75 67	147	H	UC Irvine	59 75	253	N	San Francisco	62 65	
174	H	Eastern Wash.	59 55	147	H	UC Irvine	59 75	122	A	Fresno St.	58 76					
159	H	Pepperdine	63 70													
166	H	Illinois	51 74													

Non-Div I Games: Academy of Art 87 65

Cal Poly

Average RPI Win: 276		WON-LOST RECORD	WINNING PCT. RANK	LAST 10 GAMES	STRENGTH OF SCHEDULE	OPP. STRENGTH OF SCHEDULE	TEAM RPI	ADJ. RPI	CONF. RPI	ADJ. CONF. RPI
Average RPI Loss: 131										
DIV. I ONLY		9- 6	118	8-2	327	206	218	218	21	21
DIV. I NON-CONF.		7- 5	132	0- 0	316	218	228	228	21	21
TOTALS		RPI 1-25	RPI 26-50	W-L RECORDS		RPI 51-100	RPI 101-150	RPI 150+		
9- 6	0- 0		0- 0	OVERALL		0- 2	0- 2	9- 2		
5- 3	0- 0		0- 0	HOME		0- 1	0- 0	5- 2		
4- 3	0- 0		0- 0	AWAY		0- 1	0- 2	4- 0		
0- 0	0- 0		0- 0	NEUTRAL		0- 0	0- 0	0- 0		
7- 5	0- 0		0- 0	NON-CONFERENCE		0- 1	0- 2	7- 2		
3- 3	0- 0		0- 0	HOME		0- 1	0- 0	3- 2		
4- 2	0- 0		0- 0	AWAY		0- 0	0- 2	4- 0		
0- 0	0- 0		0- 0	NEUTRAL		0- 0	0- 0	0- 0		
2- 1	0- 0		0- 0	CONFERENCE		0- 1	0- 0	2- 0		
2- 0	0- 0		0- 0	HOME		0- 0	0- 0	2- 0		
0- 1	0- 0		0- 0	AWAY		0- 1	0- 0	0- 0		
0- 0	0- 0		0- 0	NEUTRAL		0- 0	0- 0	0- 0		

RPI 1-25				RPI 26-50				RPI 51-100				RPI 101+				Team's RPI: 218		
RPI	S	Opponent	Score	RPI	S	Opponent	Score	RPI	S	Opponent	Score	RPI	S	Opponent	Score			
								60	H	Paci fi c	64	72		111	A	Washi ngton	74	83
								100	A	UC Davi s	51	75		128	A	Portl and	74	83
													173	H	Santa Clara	60	64	
													213	H	San Diego St.	72	83	
													222	H	Utah Valley	56	55	
													227	H	Dartmouth	67	62	
													264	A	Columbia	61	58	
													268	H	Hawai i	72	68	
													270	H	CSU Bakersfi el d	64	56	
													287	A	Cal i forni a Baptist	79	65	
													303	A	Saint Peter' s	69	45	
													307	H	Cal Poly	78	64	
													336	A	Seattle U	57	54	
LAST 12 Division I GAMES:																		
								60	H	Paci fi c	64	72		307	H	Cal Poly	78	64
								303	A	Saint Peter' s	69	45		100	A	UC Davi s	51	75
								264	A	Col umbi a	61	58		268	H	Hawai i	72	68
								270	H	CSU Bakersfi el d	64	56		222	H	Utah Valley	56	55
								227	H	Dartmouth	67	62		173	H	Santa Clara	60	64
								128	A	Portl and	74	83		213	H	San Diego St.	72	83

Non-Div I Games:	Antelope Valley	77	65
------------------	-----------------	----	----

Cal St. Fullerton

■ Loss, ■ Non-Conf, S Site, H Home A Away N Neutral

Cal i forni a										
Average RPI Wi n:		116	WON-LOST		WINNING	LAST 10		STRENGTH OF		OPP. STRENGTH
Average RPI Loss:		40	RECORD		PCT. RANK	GAMES		SCHEDULE		OF SCHEDULE
DIV. I ONLY		12- 5	68		5-5		35	12		30
DIV. I NON-CONF.		9- 2	43		0- 0		27	49		16
TOTALS		RPI 1-25	RPI 26-50		W-L RECORDS		RPI 51-100	RPI 101-150		RPI 150+
12- 5		1- 2	2- 0		OVERALL		3- 3	3- 0		3- 0
6- 3		0- 1	1- 0		HOME		1- 2	2- 0		2- 0
4- 2		1- 1	1- 0		AWAY		0- 1	1- 0		1- 0
2- 0		0- 0	0- 0		NEUTRAL		2- 0	0- 0		0- 0
9- 2		1- 1	1- 0		NON-CONFERENCE		2- 1	2- 0		3- 0
3- 2		0- 1	0- 0		HOME		0- 1	1- 0		2- 0
4- 0		1- 0	1- 0		AWAY		0- 0	1- 0		1- 0
2- 0		0- 0	0- 0		NEUTRAL		2- 0	0- 0		0- 0
3- 3		0- 1	1- 0		CONFERENCE		1- 2	1- 0		0- 0
3- 1		0- 0	1- 0		HOME		1- 1	1- 0		0- 0
0- 2		0- 1	0- 0		AWAY		0- 1	0- 0		0- 0
0- 0		0- 0	0- 0		NEUTRAL		0- 0	0- 0		0- 0

RPI 1-25				RPI 26-50				RPI 51-100				RPI 101+			
RPI	S	Opponent	Score	RPI	S	Opponent	Score	RPI	S	Opponent	Score	RPI	S	Opponent	Score
8	H	UConn	66 76	44	H	Southern Cal i forni a	66 59	56	A	Ari zona	55 60	111	H	Washi ngton	79 70
14	A	Ari zona St.	61 62	46	A	Saint Mary's (CA)	81 78	58	H	UCLA	79 84	116	A	Penn St.	75 58
19	A	BYU	70 52					60	N	Paci fi c	81 69	119	H	Houston	80 79
								66	H	Harvard	79 85	155	H	CSUN	67 42
								87	N	Tul ane	65 57	245	A	San Di ego	70 53
								92	H	Washi ngton St.	77 63	296	H	UC Santa Barbara	69 45
LAST 12 Di vi si on I GAMES:															
44	H	Southern Cal i forni a	66 59	111	H	Washi ngton	79 70								
58	H	UCLA	79 84	92	H	Washi ngton St.	77 63								
66	H	Harvard	79 85	14	A	Ari zona St.	61 62								
8	H	UConn	66 76	56	A	Ari zona	55 60								
296	H	UC Santa Barbara	69 45	155	H	CSUN	67 42								
46	A	Saint Mary's (CA)	81 78	245	A	San Di ego	70 53								

Non-Di v I Games:

Cal i forni a



Average RPI Win: 271		WON-LOST	WINNING	LAST 10	STRENGTH OF	OPP. STRENGTH	TEAM	ADJ.	CONF.	ADJ CONF.
Average RPI Loss: 179		RECORD	PCT. RANK	GAMES	SCHEDULE	OF SCHEDULE	RPI	RPI	RPI	RPI
DIV. I ONLY		4- 9	266	7-3	283	249	287	287	29	29
DIV. I NON-CONF.		3- 6	241	0- 0	256	226	259	259	30	30
-----										
TOTALS		RPI 1-25		RPI 26-50	W-L RECORDS		RPI 51-100	RPI 101-150	RPI 150+	
4- 9		0- 1		0- 0	OVERALL		0- 0	0- 1	4- 7	
2- 3		0- 0		0- 0	HOME		0- 0	0- 1	2- 2	
2- 5		0- 0		0- 0	AWAY		0- 0	0- 0	2- 5	
0- 1		0- 1		0- 0	NEUTRAL		0- 0	0- 0	0- 0	
3- 6		0- 1		0- 0	NON-CONFERENCE		0- 0	0- 1	3- 4	
1- 2		0- 0		0- 0	HOME		0- 0	0- 1	1- 1	
2- 3		0- 0		0- 0	AWAY		0- 0	0- 0	2- 3	
0- 1		0- 1		0- 0	NEUTRAL		0- 0	0- 0	0- 0	
1- 3		0- 0		0- 0	CONFERENCE		0- 0	0- 0	1- 3	
1- 1		0- 0		0- 0	HOME		0- 0	0- 0	1- 1	
0- 2		0- 0		0- 0	AWAY		0- 0	0- 0	0- 2	
0- 0		0- 0		0- 0	NEUTRAL		0- 0	0- 0	0- 0	

RPI 1-25				RPI 26-50				RPI 51-100				RPI 101+ Team's RPI: 287			
RPI	S	Opponent	Score	RPI	S	Opponent	Score	RPI	S	Opponent	Score	RPI	S	Opponent	Score
19	N	BYU	69 76									118	H	Idaho St.	57 72
												155	A	CSUN	67 73
												181	A	New Mexico St.	69 76
												187	H	UC Riverside	65 57
												194	H	UMKC	74 78
												213	A	San Diego St.	67 83
												218	H	Cal St. Fullerton	65 79
												252	A	UTRGV	56 60
												258	A	Long Beach St.	85 83
												260	A	Northern Ariz.	88 91
												296	A	UC Santa Barbara	76 64
												343	H	Chicago St.	89 52
-----															
LAST 12 Division I GAMES:															
296	A	UC Santa Barbara	76 64	343	H	Chicago St.	89 52								
187	H	UC Riverside	65 57	194	H	UMKC	74 78								
155	A	CSUN	67 73	252	A	UTRGV	56 60								
19	N	BYU	69 76	181	A	New Mexico St.	69 76								
213	A	San Diego St.	67 83	218	H	Cal St. Fullerton	65 79								
260	A	Northern Ariz.	88 91	258	A	Long Beach St.	85 83								

Non-Div I Games: La Sierra 91 44 Notre Dame de Namur 80 47 Fresno Pacific 93 71 Westcliff 133 43 Cal i f o r n i a B a p t i s t

Average RPI Win:	296	WON-LOST	WINNING	LAST 10	STRENGTH OF	OPP. STRENGTH	TEAM	ADJ.	CONF.	ADJ CONF.
Average RPI Loss:	174	RECORD	PCT. RANK	GAMES	SCHEDULE	OF SCHEDULE	RPI	RPI	RPI	RPI
DIV. I ONLY	9- 7	133	4-6	317	320	237	237	28	28	
DIV. I NON-CONF.	6- 3	91	1- 0	311	290	203	203	29	29	
-----										
TOTALS	RPI 1-25	RPI 26-50	W-L RECORDS	RPI 51-100	RPI 101-150	RPI 150+				
9- 7	0- 0	0- 0	OVERALL	0- 2	0- 1	9- 4				
4- 4	0- 0	0- 0	HOME	0- 1	0- 0	4- 3				
4- 3	0- 0	0- 0	AWAY	0- 1	0- 1	4- 1				
1- 0	0- 0	0- 0	NEUTRAL	0- 0	0- 0	1- 0				
6- 3	0- 0	0- 0	NON-CONFERENCE	0- 2	0- 0	6- 1				
2- 2	0- 0	0- 0	HOME	0- 1	0- 0	2- 1				
3- 1	0- 0	0- 0	AWAY	0- 1	0- 0	3- 0				
1- 0	0- 0	0- 0	NEUTRAL	0- 0	0- 0	1- 0				
3- 4	0- 0	0- 0	CONFERENCE	0- 0	0- 1	3- 3				
2- 2	0- 0	0- 0	HOME	0- 0	0- 0	2- 2				
1- 2	0- 0	0- 0	AWAY	0- 0	0- 1	1- 1				
0- 0	0- 0	0- 0	NEUTRAL	0- 0	0- 0	0- 0				

RPI	S	Opponent	Score	RPI	S	Opponent	Score	RPI	S	Opponent	Score	RPI	S	Opponent	Score	Team's RPI: 237
54	H	Old Dominion	59	83	78	A	Boston College	56	76	140	A	High Point	60	65		
										192	H	Hampton	52	46		
										200	A	UNC Asheville	52	60		
										223	H	Howard	64	69		
										251	H	Gardner-Webb	38	52		
										259	A	Norfolk St.	57	49		
										275	H	Winthrop	46	59		
										293	H	Col. of Charleston	66	65		
										298	N	Omaha	65	52		
										313	A	FIU	59	54		
										322	H	UNC Greensboro	53	49		
										325	H	Presbyterian	51	46		
										327	A	Western Caro.	63	37		
										334	A	Charleston So.	60	58		
-----																
LAST 12 Division I GAMES:																
200	A	UNC Asheville	52	60	313	A	FIU	59	54							
334	A	Charleston So.	60	58	140	A	High Point	60	65							
251	H	Gardner-Webb	38	52	192	H	Hampton	52	46							
325	H	Presbyterian	51	46	275	H	Winthrop	46	59							
78	A	Boston College	56	76	322	H	UNC Greensboro	53	49							
223	H	Howard	64	69	298	N	Omaha	65	52							

Non-Div I Games: William Peace 65 36 Columbia (SC) 93 46

Campbell

C  
a  
n  
i  
s  
i  
u  
s

C  
a  
n  
i  
s  
i  
u  
s

Cani si us

Average RPI Win: 322  
Average RPI Loss: 169

WON-LOST  
RECORD

WINNING  
PCT. RANK

LAST 10  
GAMES

STRENGTH OF  
SCHEDULE

OPP. STRENGTH  
OF SCHEDULE

TEAM  
RPI

ADJ.  
RPI

CONF.  
RPI

ADJ CONF.  
RPI

DIV. I ONLY	3- 10	300	3-7	291	270	311	311	26	26
DIV. I NON-CONF.	1- 5	311	0- 0	248	215	287	287	22	22
<hr/>									
TOTALS	RPI 1-25	RPI 26-50	W-L RECORDS	RPI 51-100	RPI 101-150	RPI 150+			
3- 10	0- 0	0- 2	OVERALL	0- 1	0- 2	3- 5			
1- 3	0- 0	0- 0	HOME	0- 0	0- 1	1- 2			
2- 7	0- 0	0- 2	AWAY	0- 1	0- 1	2- 3			
0- 0	0- 0	0- 0	NEUTRAL	0- 0	0- 0	0- 0			
1- 5	0- 0	0- 2	NON-CONFERENCE	0- 0	0- 2	1- 1			
0- 1	0- 0	0- 0	HOME	0- 0	0- 1	0- 0			
1- 4	0- 0	0- 2	AWAY	0- 0	0- 1	1- 1			
0- 0	0- 0	0- 0	NEUTRAL	0- 0	0- 0	0- 0			
2- 5	0- 0	0- 0	CONFERENCE	0- 1	0- 0	2- 4			
1- 2	0- 0	0- 0	HOME	0- 0	0- 0	1- 2			
1- 3	0- 0	0- 0	AWAY	0- 1	0- 0	1- 2			
0- 0	0- 0	0- 0	NEUTRAL	0- 0	0- 0	0- 0			

RPI 1-25				RPI 26-50				RPI 51-100				RPI 101+ Team's RPI: 311			
RPI	S	Opponent	Score	RPI	S	Opponent	Score	RPI	S	Opponent	Score	RPI	S	Opponent	Score
				31	A	Texas A&M	27 84	69	A	Lamar University	37 57	136	H	South Alabama	50 58
				39	A	Kansas St.	54 70					139	A	Oklahoma	52 65
												202	H	Nicholls St.	60 64
												230	A	Sam Houston St.	62 66
												238	A	Southeastern La.	53 62
												273	H	A&M-Corpus Christi	65 73
												305	H	Incarnate Word	74 43
												312	A	New Orleans	62 60
												333	A	Jackson St.	56 65
												350	A	Alcorn	57 46
<hr/>															
LAST 12 Division I GAMES:															
				230	A	Sam Houston St.	62 66	312	A	New Orleans	62 60				
				238	A	Southeastern La.	53 62	202	H	Nicholls St.	60 64				
				273	H	A&M-Corpus Christi	65 73	305	H	Incarnate Word	74 43				
				39	A	Kansas St.	54 70	69	A	Lamar University	37 57				
				31	A	Texas A&M	27 84	350	A	Alcorn	57 46				
				139	A	Oklahoma	52 65	136	H	South Alabama	50 58				

Non-Div I Games: Central Baptist 55 34 Crowley's Ridge 91 33 Williams Baptist 70 35 Hendrix 72 40 Central Ark.

Loss, Non-Conf, S Site, H Home A Away N Neutral

Average RPI Win: **285**  
 Average RPI Loss: **177**

WON-LOST  
RECORD

WINNING  
PCT. RANK

LAST 10  
GAMES

STRENGTH OF  
SCHEDULE

OPP. STRENGTH  
OF SCHEDULE

TEAM  
RPI

ADJ.  
RPI

CONF.  
RPI

ADJ CONF.  
RPI

DIV. I ONLY	4- 12	291	3-7	247	276	292	292	31	31
DIV. I NON-CONF.	3- 7	256	0- 0	141	182	219	219	31	31
<hr/>									
TOTALS	RPI 1-25	RPI 26-50	W-L RECORDS	RPI 51-100	RPI 101-150	RPI 150+			
4- 12	0- 1	0- 1	OVERALL	0- 1	0- 2	4- 7			
2- 5	0- 0	0- 1	HOME	0- 1	0- 1	2- 2			
2- 7	0- 1	0- 0	AWAY	0- 0	0- 1	2- 5			
0- 0	0- 0	0- 0	NEUTRAL	0- 0	0- 0	0- 0			
3- 7	0- 1	0- 1	NON-CONFERENCE	0- 1	0- 2	3- 2			
1- 3	0- 0	0- 1	HOME	0- 1	0- 1	1- 0			
2- 4	0- 1	0- 0	AWAY	0- 0	0- 1	2- 2			
0- 0	0- 0	0- 0	NEUTRAL	0- 0	0- 0	0- 0			
1- 5	0- 0	0- 0	CONFERENCE	0- 0	0- 0	1- 5			
1- 2	0- 0	0- 0	HOME	0- 0	0- 0	1- 2			
0- 3	0- 0	0- 0	AWAY	0- 0	0- 0	0- 3			
0- 0	0- 0	0- 0	NEUTRAL	0- 0	0- 0	0- 0			

RPI 1-25				RPI 26-50				RPI 51-100				RPI 101+ Team's RPI: 292			
RPI	S	Opponent	Score	RPI	S	Opponent	Score	RPI	S	Opponent	Score	RPI	S	Opponent	Score
16	A	Rutgers	44 <b>73</b>	33	H	Buffal o	69 <b>82</b>	97	H	Hartford	52 <b>54</b>	109	A	Yale	46 <b>58</b>
												133	H	Lehi gh	62 <b>88</b>
												183	A	Massachusetts	59 <b>74</b>
												206	A	Brown	63 <b>68</b>
												211	A	Sacred Heart	61 <b>66</b>
												235	A	Mt. St. Mary's	53 <b>84</b>
												243	H	Robert Morris	57 <b>64</b>
												255	A	Al bany (NY)	60 53
												257	H	Saint Francis (PA)	73 62
												308	H	New Hampshi re	56 47
												316	H	Wagner	63 <b>75</b>
												318	A	Morgan St.	60 36
												347	A	Fai rlei gh Dickin son	67 <b>74</b>
<hr/>															
LAST 12 Division I GAMES:															
316	H	Wagner	63 <b>75</b>	243	H	Robert Morris	57 <b>64</b>								
211	A	Sacred Heart	61 <b>66</b>	257	H	Saint Francis (PA)	73 62								
97	H	Hartford	52 <b>54</b>	235	A	Mt. St. Mary's	53 <b>84</b>								
109	A	Yale	46 <b>58</b>	347	A	Fai rlei gh Dickin son	67 <b>74</b>								
308	H	New Hampshi re	56 47	33	H	Buffal o	69 <b>82</b>								
255	A	Al bany (NY)	60 53	318	A	Morgan St.	60 36								

Non-Div I Games:

Central Conn. St.

**Loss**, **Non-Conf**, **S Site**, **H Home** **A Away** **N Neutral**

Average RPI	Win:	127	WON-LOST	WINNING	LAST 10	STRENGTH OF	OPP. STRENGTH	TEAM	ADJ.	CONF.	ADJ CONF.
Average RPI	Loss:	58	RECORD	PCT. RANK	GAMES	SCHEDULE	OF SCHEDULE	RPI	RPI	RPI	RPI
DIV. I ONLY		13- 5		55	6-4	28	38	22	22	8	8
DIV. I NON-CONF.		9- 3		61	0- 0	85	6	34	34	8	8
-----											
TOTALS	RPI 1-25		RPI 26-50		W-L RECORDS	RPI 51-100		RPI 101-150		RPI 150+	
13- 5	1- 1		2- 1		OVERALL	3- 3		3- 0		4- 0	
4- 3	1- 1		0- 1		HOME	0- 1		1- 0		2- 0	
8- 1	0- 0		2- 0		AWAY	3- 1		1- 0		2- 0	
1- 1	0- 0		0- 0		NEUTRAL	0- 1		1- 0		0- 0	
9- 3	1- 1		1- 1		NON-CONFERENCE	2- 1		2- 0		3- 0	
3- 2	1- 1		0- 1		HOME	0- 0		1- 0		1- 0	
5- 0	0- 0		1- 0		AWAY	2- 0		0- 0		2- 0	
1- 1	0- 0		0- 0		NEUTRAL	0- 1		1- 0		0- 0	
4- 2	0- 0		1- 0		CONFERENCE	1- 2		1- 0		1- 0	
1- 1	0- 0		0- 0		HOME	0- 1		0- 0		1- 0	
3- 1	0- 0		1- 0		AWAY	1- 1		1- 0		0- 0	
0- 0	0- 0		0- 0		NEUTRAL	0- 0		0- 0		0- 0	

RPI 1-25				RPI 26-50				RPI 51-100				RPI 101+			
RPI	S	Opponent	Score	RPI	S	Opponent	Score	RPI	S	Opponent	Score	RPI	S	Opponent	Score
5	H	Louisville	68 72	27	A	Miami (FL)	90 80	64	A	Quinnipiac	67 52	105	H	Western Ky.	108 90
17	H	UCF	75 68	32	H	South Dakota St.	71 80	79	A	Toledo	59 62	113	A	Northern Ill.	89 66
				34	A	Ohio	88 70	87	N	Tulane	57 68	126	N	Chattanooga	73 50
								88	H	Miami (OH)	67 70	169	A	Vanderbilt	66 57
								91	A	Kent St.	82 75	179	H	Akron	94 71
								98	A	Virginia	74 61	299	H	Oakland	104 61
												331	A	Lona	82 39
-----															
LAST 12 Division I GAMES:															
34	A	Ohio	88 70	79	A	Toledo	59 62								
179	H	Akron	94 71	91	A	Kent St.	82 75								
27	A	Miami (FL)	90 80	88	H	Miami (OH)	67 70								
87	N	Tulane	57 68	113	A	Northern Ill.	89 66								
5	H	Louisville	68 72	64	A	Quinnipiac	67 52								
169	A	Vanderbilt	66 57	331	A	Lona	82 39								

Non-Div I Games:

Central Mich.

Average RPI Win:	344	WON-LOST	WINNING	LAST 10	STRENGTH OF	OPP. STRENGTH	TEAM	ADJ.	CONF.	ADJ CONF.
Average RPI Loss:	211	RECORD	PCT. RANK	GAMES	SCHEDULE	OF SCHEDULE	RPI	RPI	RPI	RPI
DIV. I ONLY	2- 12	327	4-6	299	336	334	334	28	28	
DIV. I NON-CONF.	0- 8	336	0- 0	272	312	347	347	29	29	
-----										
TOTALS	RPI 1-25	RPI 26-50	W-L RECORDS	RPI 51-100	RPI 101-150	RPI 150+				
2- 12	0- 0	0- 0	OVERALL	0- 0	0- 4	2- 8				
0- 6	0- 0	0- 0	HOME	0- 0	0- 3	0- 3				
2- 6	0- 0	0- 0	AWAY	0- 0	0- 1	2- 5				
0- 0	0- 0	0- 0	NEUTRAL	0- 0	0- 0	0- 0				
0- 8	0- 0	0- 0	NON-CONFERENCE	0- 0	0- 3	0- 5				
0- 3	0- 0	0- 0	HOME	0- 0	0- 2	0- 1				
0- 5	0- 0	0- 0	AWAY	0- 0	0- 1	0- 4				
0- 0	0- 0	0- 0	NEUTRAL	0- 0	0- 0	0- 0				
2- 4	0- 0	0- 0	CONFERENCE	0- 0	0- 1	2- 3				
0- 3	0- 0	0- 0	HOME	0- 0	0- 1	0- 2				
2- 1	0- 0	0- 0	AWAY	0- 0	0- 0	2- 1				
0- 0	0- 0	0- 0	NEUTRAL	0- 0	0- 0	0- 0				

RPI 1-25				RPI 26-50				RPI 51-100				RPI 101+ Team's RPI: 334			
RPI	S	Opponent	Score	RPI	S	Opponent	Score	RPI	S	Opponent	Score	RPI	S	Opponent	Score
												104	H	Tennessee Tech	55 77
												121	A	Georgia	75 83
												142	H	Davison	34 72
												145	H	Radford	41 67
												192	H	Hampton	66 74
												196	H	Jacksonville	58 68
												217	A	Florida	60 70
												237	H	Campbell	58 60
												275	A	Winthrop	52 57
												293	A	Col. of Charleston	52 79
												297	A	North Florida	76 82
												310	A	South Carolina St.	58 67
												341	A	USC Upstate	78 75
												346	A	Longwood	81 74
-----															
LAST 12 Division I GAMES:															
				275	A	Winthrop	52 57	341	A	USC Upstate	78 75				
				192	H	Hampton	66 74	145	H	Radford	41 67				
				217	A	Florida	60 70	346	A	Longwood	81 74				
				293	A	Col. of Charleston	52 79	237	H	Campbell	58 60				
				121	A	Georgia	75 83	196	H	Jacksonville	58 68				
				297	A	North Florida	76 82	104	H	Tennessee Tech	55 77				

Non-Div I Games: Converse 101 50 Col umbi a (SC) 89 57 Erski ne 74 50 Charleston So.

Average RPI Win:	219	WON-LOST	WINNING	LAST 10	STRENGTH OF	OPP. STRENGTH	TEAM	ADJ.	CONF.	ADJ CONF.
Average RPI Loss:	152	RECORD	PCT. RANK	GAMES	SCHEDULE	OF SCHEDULE	RPI	RPI	RPI	RPI
DIV. I ONLY	10- 8	142	5-5	204	181	168	168	16	16	
DIV. I NON-CONF.	8- 4	91	1- 0	119	236	91	91	18	18	
-----										
TOTALS	RPI 1-25	RPI 26-50	W-L RECORDS	RPI 51-100	RPI 101-150	RPI 150+				
10- 8	0- 0	0- 0	OVERALL	1- 1	2- 4	7- 3				
8- 1	0- 0	0- 0	HOME	1- 0	1- 1	6- 0				
1- 7	0- 0	0- 0	AWAY	0- 1	1- 3	0- 3				
1- 0	0- 0	0- 0	NEUTRAL	0- 0	0- 0	1- 0				
8- 4	0- 0	0- 0	NON-CONFERENCE	1- 1	2- 2	5- 1				
6- 1	0- 0	0- 0	HOME	1- 0	1- 1	4- 0				
1- 3	0- 0	0- 0	AWAY	0- 1	1- 1	0- 1				
1- 0	0- 0	0- 0	NEUTRAL	0- 0	0- 0	1- 0				
2- 4	0- 0	0- 0	CONFERENCE	0- 0	0- 2	2- 2				
2- 0	0- 0	0- 0	HOME	0- 0	0- 0	2- 0				
0- 4	0- 0	0- 0	AWAY	0- 0	0- 2	0- 2				
0- 0	0- 0	0- 0	NEUTRAL	0- 0	0- 0	0- 0				

RPI 1-25				RPI 26-50				RPI 51-100				RPI 101+				Team's RPI: 168
RPI	S	Opponent	Score	RPI	S	Opponent	Score	RPI	S	Opponent	Score	RPI	S	Opponent	Score	
								82	H	Wright St.	88 85	105	A	Western Ky.	58	76
								98	A	Virginia	61 65	114	H	Wake Forest	43	69
												132	A	Louisiana Tech	51	88
												133	A	Lehigh	62	60
												137	A	Fordham	64	71
												142	H	Davidson	78	66
												177	A	Mercer	40	57
												200	H	UNC Asheville	70	53
												207	A	Southern Miss.	54	65
												221	H	East Carolina	52	46
												242	A	Marshall	62	63
												265	N	Liberty	63	61
												272	H	Wofford	85	63
												277	H	Bethune-Cookman	73	69
												283	H	Fla. Atlantic	68	47
												313	H	FIU	69	54
-----																
LAST 12 Division I GAMES:																
313	H	FIU	69 54	133	A	Lehigh	62 60									
242	A	Marshall	62 63	132	A	Louisiana Tech	51 88									
105	A	Western Ky.	58 76	207	A	Southern Miss.	54 65									
98	A	Virginia	61 65	283	H	Fla. Atlantic	68 47									
277	H	Bethune-Cookman	73 69	82	H	Wright St.	88 85									
142	H	Davidson	78 66	177	A	Mercer	40 57									

Non-Div I Games:

Charlotte



Average RPI	Win:	211	WON-LOST	WINNING	LAST 10	STRENGTH OF	OPP. STRENGTH	TEAM	ADJ.	CONF.	ADJ CONF.
Average RPI	Loss:	55	RECORD	PCT. RANK	GAMES	SCHEDULE	OF SCHEDULE	RPI	RPI	RPI	RPI
DIV. I ONLY		7- 10		222	4-6	14	140	126	126	24	24
DIV. I NON-CONF.		4- 10		264	1- 0	6	83	101	101	25	25
-----											
TOTALS	RPI 1-25		RPI 26-50		W-L RECORDS	RPI 51-100		RPI 101-150		RPI 150+	
7- 10	0- 4		0- 1		OVERALL	1- 3		0- 2		6- 0	
4- 5	0- 2		0- 1		HOME	0- 1		0- 1		4- 0	
1- 3	0- 1		0- 0		AWAY	0- 1		0- 1		1- 0	
2- 2	0- 1		0- 0		NEUTRAL	1- 1		0- 0		1- 0	
4- 10	0- 4		0- 1		NON-CONFERENCE	1- 3		0- 2		3- 0	
1- 5	0- 2		0- 1		HOME	0- 1		0- 1		1- 0	
1- 3	0- 1		0- 0		AWAY	0- 1		0- 1		1- 0	
2- 2	0- 1		0- 0		NEUTRAL	1- 1		0- 0		1- 0	
3- 0	0- 0		0- 0		CONFERENCE	0- 0		0- 0		3- 0	
3- 0	0- 0		0- 0		HOME	0- 0		0- 0		3- 0	
0- 0	0- 0		0- 0		AWAY	0- 0		0- 0		0- 0	
0- 0	0- 0		0- 0		NEUTRAL	0- 0		0- 0		0- 0	

RPI 1-25				RPI 26-50				RPI 51-100				RPI 101+ Team's RPI: 126			
RPI	S	Opponent	Score	RPI	S	Opponent	Score	RPI	S	Opponent	Score	RPI	S	Opponent	Score
5	H	Louisville	49 75	32	H	South Dakota St.	54 71	65	N	Maine	66 61	112	A	Northern Colo.	65 68
6	H	NC State	58 78					68	N	Middle Tenn.	47 58	143	H	UT Martin	79 81
17	A	UCF	37 75					72	H	Belmont	51 67	192	A	Hampton	58 50
22	N	Central Mich.	50 73					73	A	Virginia Tech	59 74	198	N	Saint Louis	71 61
												236	H	ETSU	76 67
												249	H	Furman	73 53
												265	H	Liberty	75 60
												272	H	Wofford	89 82
-----															
LAST 12 Division I GAMES:															
68	N	Middle Tenn.	47 58	65	N	Maine	66 61	249	H	Furman	73 53				
6	H	NC State	58 78					272	H	Wofford	89 82				
72	H	Belmont	51 67					236	H	ETSU	76 67				
112	A	Northern Colo.	65 68					79	H	UT Martin	79 81				
32	H	South Dakota St.	54 71					22	N	Central Mich.	50 73				
17	A	UCF	37 75												

Non-Div I Games: Lee 61 55

Chattanooga

■ Loss, 
 ■ Non-Conf, 
 ■ S Site, 
 ■ H Home 
 ■ A Away 
 N Neutral

Average RPI Win:	338	WON-LOST	WINNING	LAST 10	STRENGTH OF	OPP. STRENGTH	TEAM	ADJ.	CONF.	ADJ CONF.
Average RPI Loss:	208	RECORD	PCT. RANK	GAMES	SCHEDULE	OF SCHEDULE	RPI	RPI	RPI	RPI
DIV. I ONLY	1- 16	344	1-9	224	345	343	343	29	29	
DIV. I NON-CONF.	0- 13	336	0- 0	144	342	337	337	30	30	
-----										
TOTALS	RPI 1-25	RPI 26-50	W-L RECORDS	RPI 51-100	RPI 101-150	RPI 150+				
1- 16	0- 0	0- 0	OVERALL	0- 1	0- 1	1- 14				
1- 7	0- 0	0- 0	HOME	0- 0	0- 0	1- 7				
0- 8	0- 0	0- 0	AWAY	0- 1	0- 1	0- 6				
0- 1	0- 0	0- 0	NEUTRAL	0- 0	0- 0	0- 1				
0- 13	0- 0	0- 0	NON-CONFERENCE	0- 1	0- 1	0- 11				
0- 5	0- 0	0- 0	HOME	0- 0	0- 0	0- 5				
0- 7	0- 0	0- 0	AWAY	0- 1	0- 1	0- 5				
0- 1	0- 0	0- 0	NEUTRAL	0- 0	0- 0	0- 1				
1- 3	0- 0	0- 0	CONFERENCE	0- 0	0- 0	1- 3				
1- 2	0- 0	0- 0	HOME	0- 0	0- 0	1- 2				
0- 1	0- 0	0- 0	AWAY	0- 0	0- 0	0- 1				
0- 0	0- 0	0- 0	NEUTRAL	0- 0	0- 0	0- 0				

RPI 1-25				RPI 26-50				RPI 51-100				RPI 101+ Team's RPI: 343			
RPI	S	Opponent	Score	RPI	S	Opponent	Score	RPI	S	Opponent	Score	RPI	S	Opponent	Score
								80	A	Northwestern	35 97	113	A	Northern Ill.	52 114
												154	H	UAB	45 90
												161	A	Morehead St.	68 104
												162	A	Wisconsin	38 85
												171	A	Bradley	59 89
												175	A	Xavier	57 91
												194	H	UMKC	58 111
												201	H	SIUE	66 82
												206	H	Brown	65 90
												226	A	Loyola Chicago	40 76
												270	H	CSU Bakersfield	56 67
												276	N	St. Francis Brooklyn	73 110
												287	A	California Baptist	52 89
												309	H	Valparaiso	70 76
												338	H	Grand Canyon	50 48
												344	H	Evansville	58 67
LAST 12 Division I GAMES:															
206	H	Brown	65 90	270	H	CSU Bakersfield	56 67								
171	A	Bradley	59 89	338	H	Grand Canyon	50 48								
113	A	Northern Ill.	52 114	287	A	California Baptist	52 89								
80	A	Northwestern	35 97	194	H	UMKC	58 111								
162	A	Wisconsin	38 85	309	H	Valparaiso	70 76								
201	H	SIUE	66 82	226	A	Loyola Chicago	40 76								

Non-Div I Games:

Chicago St.

Average RPI	Win: 200	WON-LOST	WINNING	LAST 10	STRENGTH OF	OPP. STRENGTH	TEAM	ADJ.	CONF.	ADJ CONF.
Average RPI	Loss: 76	RECORD	PCT. RANK	GAMES	SCHEDULE	OF SCHEDULE	RPI	RPI	RPI	RPI
DIV. I ONLY	12- 7	100	7-3	132	110	99	99	9	9	
DIV. I NON-CONF.	8- 5	120	0- 0	190	175	148	148	9	9	
-----										
TOTALS	RPI 1-25	RPI 26-50	W-L RECORDS	RPI 51-100	RPI 101-150	RPI 150+				
12- 7	0- 2	0- 0	OVERALL	0- 3	4- 1	8- 1				
10- 1	0- 0	0- 0	HOME	0- 1	3- 0	7- 0				
2- 6	0- 2	0- 0	AWAY	0- 2	1- 1	1- 1				
0- 0	0- 0	0- 0	NEUTRAL	0- 0	0- 0	0- 0				
8- 5	0- 0	0- 0	NON-CONFERENCE	0- 3	2- 1	6- 1				
7- 1	0- 0	0- 0	HOME	0- 1	2- 0	5- 0				
1- 4	0- 0	0- 0	AWAY	0- 2	0- 1	1- 1				
0- 0	0- 0	0- 0	NEUTRAL	0- 0	0- 0	0- 0				
4- 2	0- 2	0- 0	CONFERENCE	0- 0	2- 0	2- 0				
3- 0	0- 0	0- 0	HOME	0- 0	1- 0	2- 0				
1- 2	0- 2	0- 0	AWAY	0- 0	1- 0	0- 0				
0- 0	0- 0	0- 0	NEUTRAL	0- 0	0- 0	0- 0				

RPI 1-25				RPI 26-50				RPI 51-100				RPI 101+			
RPI	S	Opponent	Score	RPI	S	Opponent	Score	RPI	S	Opponent	Score	RPI	S	Opponent	Score
8	A	UConn	38 <b>82</b>					54	H	Old Dominion	72 <b>76</b>	101	A	Ohio St.	56 <b>69</b>
17	A	UCF	55 <b>56</b>					88	A	Miami (OH)	65 <b>78</b>	109	H	Yale	66 52
								89	A	Pittsburgh	48 <b>65</b>	119	H	Houston	68 57
												130	A	Tulsa	70 50
												134	H	VCU	66 54
												175	H	Xavier	79 61
												176	A	Ball St.	63 <b>75</b>
												198	A	Saint Louis	51 50
												205	H	SMU	69 57
												223	H	Howard	85 51
												231	H	Temple	72 52
												236	H	ETSU	77 64
												315	H	Austin Peay	69 48
												326	H	Lipscomb	71 55
LAST 12 Division I GAMES:															
8	A	UConn	38 <b>82</b>	119	H	Houston	68 57								
205	H	SMU	69 57	130	A	Tulsa	70 50								
223	H	Howard	85 51	231	H	Temple	72 52								
175	H	Xavier	79 61	17	A	UCF	55 <b>56</b>								
134	H	VCU	66 54	101	A	Ohio St.	56 <b>69</b>								
88	A	Miami (OH)	65 <b>78</b>	176	A	Ball St.	63 <b>75</b>								

Non-Div I Games:

Cincinnati



Average RPI Win:	285	WON-LOST	WINNING	LAST 10	STRENGTH OF	OPP. STRENGTH	TEAM	ADJ.	CONF.	ADJ CONF.
Average RPI Loss:	141	RECORD	PCT. RANK	GAMES	SCHEDULE	OF SCHEDULE	RPI	RPI	RPI	RPI
DIV. I ONLY	5- 12	268	4-6	187	250	266	266	20	20	
DIV. I NON-CONF.	1- 8	322	0- 0	41	299	266	266	19	19	
-----										
TOTALS	RPI 1-25	RPI 26-50	W-L RECORDS	RPI 51-100	RPI 101-150	RPI 150+				
5- 12	0- 0	0- 1	OVERALL	0- 4	0- 0	5- 7				
3- 4	0- 0	0- 0	HOME	0- 2	0- 0	3- 2				
2- 7	0- 0	0- 1	AWAY	0- 1	0- 0	2- 5				
0- 1	0- 0	0- 0	NEUTRAL	0- 1	0- 0	0- 0				
1- 8	0- 0	0- 1	NON-CONFERENCE	0- 2	0- 0	1- 5				
1- 2	0- 0	0- 0	HOME	0- 1	0- 0	1- 1				
0- 5	0- 0	0- 1	AWAY	0- 0	0- 0	0- 4				
0- 1	0- 0	0- 0	NEUTRAL	0- 1	0- 0	0- 0				
4- 4	0- 0	0- 0	CONFERENCE	0- 2	0- 0	4- 2				
2- 2	0- 0	0- 0	HOME	0- 1	0- 0	2- 1				
2- 2	0- 0	0- 0	AWAY	0- 1	0- 0	2- 1				
0- 0	0- 0	0- 0	NEUTRAL	0- 0	0- 0	0- 0				

RPI 1-25				RPI 26-50				RPI 51-100				RPI 101+				Team's RPI: 266
RPI	S	Opponent	Score	RPI	S	Opponent	Score	RPI	S	Opponent	Score	RPI	S	Opponent	Score	
				34	A	Ohio	54 72	52	A	Green Bay	53 62	153	H	IUPUI	50 75	
								79	H	Tol edo	60 65	171	H	Bradley	65 67	
								82	H	Wright St.	65 70	176	A	Ball St.	62 67	
								87	N	Tulane	72 81	182	H	Illinois St.	67 63	
												185	A	Eastern Mich.	63 69	
												186	A	Milwaukee	53 59	
												242	A	Marshall	64 86	
												245	A	San Diego	82 83	
												281	H	Northern Ky.	76 47	
												299	A	Oakland	64 62	
												329	A	Detroit Mercy	67 49	
												335	H	UIC	71 53	
LAST 12 Division I GAMES:																
335	H	UIC	71 53	82	H	Wright St.	65 70									
153	H	IUPUI	50 75	281	H	Northern Ky.	76 47									
329	A	Detroit Mercy	67 49	186	A	Milwaukee	53 59									
299	A	Oakland	64 62	52	A	Green Bay	53 62									
171	H	Bradley	65 67	79	H	Tol edo	60 65									
242	A	Marshall	64 86	34	A	Ohio	54 72									

Non-Div I Games: Lake Erie 79 49 Salem (WV) 113 81

Cleveland St.

Average RPI Win: 294		WON-LOST RECORD	WINNING PCT. RANK	LAST 10 GAMES	STRENGTH OF SCHEDULE	OPP. STRENGTH OF SCHEDULE	TEAM RPI	ADJ. RPI	CONF. RPI	ADJ. CONF. RPI
Average RPI Loss: 116										
DIV. I ONLY		6- 8	218	3-7	162	313	204	204	14	14
DIV. I NON-CONF.		6- 3	91	0- 0	290	336	192	192	15	15
TOTALS		RPI 1-25	RPI 26-50	W-L RECORDS	RPI 51-100	RPI 101-150	RPI 150+			
6- 8	0- 0		0- 1	OVERALL	0- 1	0- 5	6- 1			
4- 2	0- 0		0- 0	HOME	0- 1	0- 1	4- 0			
2- 4	0- 0		0- 0	AWAY	0- 0	0- 3	2- 1			
0- 2	0- 0		0- 1	NEUTRAL	0- 0	0- 1	0- 0			
6- 3	0- 0		0- 1	NON-CONFERENCE	0- 0	0- 1	6- 1			
4- 0	0- 0		0- 0	HOME	0- 0	0- 0	4- 0			
2- 1	0- 0		0- 0	AWAY	0- 0	0- 0	2- 1			
0- 2	0- 0		0- 1	NEUTRAL	0- 0	0- 1	0- 0			
0- 5	0- 0		0- 0	CONFERENCE	0- 1	0- 4	0- 0			
0- 2	0- 0		0- 0	HOME	0- 1	0- 1	0- 0			
0- 3	0- 0		0- 0	AWAY	0- 0	0- 3	0- 0			
0- 0	0- 0		0- 0	NEUTRAL	0- 0	0- 0	0- 0			

RPI 1-25				RPI 26-50				RPI 51-100				RPI 101+				Team's RPI: 204	
RPI	S	Opponent	Score	RPI	S	Opponent	Score	RPI	S	Opponent	Score	RPI	S	Opponent	Score		
				49	N	Auburn	78 84										
								85	H	Troy	81 82	103	N	Rice	52 56		
												106	A	Appalachian St.	53 67		
												125	A	UT Arlington	53 79		
												136	H	South Alabama	78 88		
												138	A	Texas St.	58 73		
												187	A	UC Riverside	43 62		
												225	H	Memphis	90 71		
												234	H	Bowling Green	81 80		
												310	H	South Carolina St.	57 44		
												322	A	UNC Greensboro	78 71		
												327	H	Western Caro.	77 59		
												348	A	N. C. Central	89 66		
LAST 12 Division I GAMES:																	
				85	H	Troy	81 82					106	A	Appalachian St.	53 67		
				322	A	UNC Greensboro	78 71					125	A	UT Arlington	53 79		
				103	N	Rice	52 56					138	A	Texas St.	58 73		
				49	N	Auburn	78 84					136	H	South Alabama	78 88		
				348	A	N. C. Central	89 66					234	H	Bowling Green	81 80		
				225	H	Memphis	90 71					187	A	UC Riverside	43 62		

Non-Div I Games:	N. C. Wesleyan	126	65	Meredith	128	39
------------------	----------------	-----	----	----------	-----	----

Coastal Caro.

■ Loss, ■ Non-Conf, S Site, H Home A Away N Neutral

Average RPI Win:	280	WON-LOST	WINNING	LAST 10	STRENGTH OF	OPP. STRENGTH	TEAM	ADJ.	CONF.	ADJ CONF.
Average RPI Loss:	194	RECORD	PCT. RANK	GAMES	SCHEDULE	OF SCHEDULE	RPI	RPI	RPI	RPI
DIV. I ONLY	4- 11	286	3-7	245	342	293	293	10	10	
DIV. I NON-CONF.	3- 7	256	0- 0	326	351	338	338	13	13	
-----										
TOTALS	RPI 1-25	RPI 26-50	W-L RECORDS	RPI 51-100	RPI 101-150	RPI 150+				
4- 11	0- 0	0- 0	OVERALL	0- 1	1- 3	3- 7				
2- 5	0- 0	0- 0	HOME	0- 1	0- 1	2- 3				
2- 6	0- 0	0- 0	AWAY	0- 0	1- 2	1- 4				
0- 0	0- 0	0- 0	NEUTRAL	0- 0	0- 0	0- 0				
3- 7	0- 0	0- 0	NON-CONFERENCE	0- 0	0- 1	3- 6				
2- 3	0- 0	0- 0	HOME	0- 0	0- 0	2- 3				
1- 4	0- 0	0- 0	AWAY	0- 0	0- 1	1- 3				
0- 0	0- 0	0- 0	NEUTRAL	0- 0	0- 0	0- 0				
1- 4	0- 0	0- 0	CONFERENCE	0- 1	1- 2	0- 1				
0- 2	0- 0	0- 0	HOME	0- 1	0- 1	0- 0				
1- 2	0- 0	0- 0	AWAY	0- 0	1- 1	0- 1				
0- 0	0- 0	0- 0	NEUTRAL	0- 0	0- 0	0- 0				

RPI 1-25				RPI 26-50				RPI 51-100				RPI 101+				Team's RPI: 293
RPI	S	Opponent	Score	RPI	S	Opponent	Score	RPI	S	Opponent	Score	RPI	S	Opponent	Score	
								55	H	James Madison	50 91	102	H	Towson	61 77	
												106	A	Appalachian St.	66 80	
												120	A	UNCW	49 71	
												149	A	William & Mary	66 54	
												190	A	Elon	68 76	
												199	A	George Mason	52 66	
												237	A	Campbell	65 66	
												249	H	Furman	67 70	
												272	A	Wofford	58 78	
												275	H	Winthrop	64 71	
												310	H	South Carolina St.	75 51	
												325	H	Presbyterian	65 71	
												326	A	Lipscomb	65 63	
												334	H	Charleston So.	79 52	
-----																
LAST 12 Division I GAMES:																
120	A	UNCW	49 71	55	H	James Madison	50 91	102	H	Towson	61 77					
199	A	George Mason	52 66	102	H	Towson	61 77	149	A	William & Mary	66 54					
325	H	Presbyterian	65 71	149	A	William & Mary	66 54	190	A	Elon	68 76					
334	H	Charleston So.	79 52	190	A	Elon	68 76	275	H	Winthrop	64 71					
326	A	Lipscomb	65 63	275	H	Winthrop	64 71	249	H	Furman	67 70					
106	A	Appalachian St.	66 80	249	H	Furman	67 70									

Non-Div I Games: North Greenville 95 62

Col. of Charleston

C  
o  
l  
g  
a  
t  
e

Colgate				Through Games Of Jan. 23, 2019							
Average RPI	Win:	274	WON-LOST	WINNING	LAST 10	STRENGTH OF	OPP. STRENGTH	TEAM	ADJ.	CONF.	ADJ CONF.
Average RPI	Loss:	177	RECORD	PCT. RANK	GAMES	SCHEDULE	OF SCHEDULE	RPI	RPI	RPI	RPI
DIV. I ONLY			7- 10	222	4-6	241	325	233	233	19	19
DIV. I NON-CONF.			4- 6	212	0- 0	319	340	296	296	24	24
-----											
TOTALS		RPI 1-25		RPI 26-50		W-L RECORDS		RPI 51-100		RPI 101-150	RPI 150+
7- 10		0- 0		0- 0		OVERALL		0- 1		0- 4	7- 5
4- 3		0- 0		0- 0		HOME		0- 1		0- 0	4- 2
3- 7		0- 0		0- 0		AWAY		0- 0		0- 4	3- 3
0- 0		0- 0		0- 0		NEUTRAL		0- 0		0- 0	0- 0
4- 6		0- 0		0- 0		NON-CONFERENCE		0- 0		0- 2	4- 4
3- 1		0- 0		0- 0		HOME		0- 0		0- 0	3- 1
1- 5		0- 0		0- 0		AWAY		0- 0		0- 2	1- 3
0- 0		0- 0		0- 0		NEUTRAL		0- 0		0- 0	0- 0
3- 4		0- 0		0- 0		CONFERENCE		0- 1		0- 2	3- 1
1- 2		0- 0		0- 0		HOME		0- 1		0- 0	1- 1
2- 2		0- 0		0- 0		AWAY		0- 0		0- 2	2- 0
0- 0		0- 0		0- 0		NEUTRAL		0- 0		0- 0	0- 0

RPI 1-25				RPI 26-50				RPI 51-100				RPI 101+ Team's RPI: 233					
RPI	S	Opponent	Score	RPI	S	Opponent	Score	RPI	S	Opponent	Score	RPI	S	Opponent	Score		
								61	H	Bucknell I	62	90	109	A	Yal e	61	80
													110	A	Dayton	58	67
													115	A	Ameri can	57	76
													133	A	Lehi gh	58	86
													180	A	Boston U.	81	72
													199	A	George Mason	61	64
													209	H	Navy	49	62
													215	A	Hol y Cross	70	67
													248	A	Ni agara	69	74
													263	A	Si ena	53	55
													264	H	Col umbi a	84	71
													291	H	Can i si us	67	53
													294	A	UMass Lowel l	61	52
													319	H	NJIT	53	71
													328	H	Lafayette	60	49
													347	H	Fai r l ei gh Di cki nson	71	52
LAST 12 Di vi si on I GAMES:																	
328	H	Lafayette	60	49	133	A	Lehi gh	58	86								
115	A	Ameri can	57	76	61	H	Bucknell I	62	90								
215	A	Hol y Cross	70	67	180	A	Boston U.	81	72								
248	A	Ni agara	69	74	209	H	Navy	49	62								
319	H	NJIT	53	71	347	H	Fai r l ei gh Di cki nson	71	52								
294	A	UMass Lowel l	61	52	263	A	Si ena	53	55								

Non-Di v I Games:

Colgate

C  
o  
l  
g  
a  
t  
e



RPI 1-25				RPI 26-50				RPI 51-100				RPI 101+				Team's RPI: 127	
RPI	S	Opponent	Score	RPI	S	Opponent	Score	RPI	S	Opponent	Score	RPI	S	Opponent	Score		
14	H	Ari zona St.	70 76	27	A	Mi ami (FL)	58 73	56	H	Ari zona	67 69	111	A	Washi ngton	58 68		
				41	A	Utah	59 78	92	A	Washi ngton St.	48 74	112	H	Northern Colo.	77 69		
				41	H	Utah	61 76					151	N	Utah St.	78 68		
				47	H	North Carol ina	86 74					159	H	Pepperdi ne	80 65		
												208	H	Col orado St.	59 40		
												209	H	Navy	59 43		
												212	H	Prai rie Vi ew	79 38		
												229	H	Samford	81 39		
												240	A	Nevada	65 52		
												317	H	San Jose St.	76 64		
LAST 12 Di vi si on I GAMES:																	
				56	H	Ari zona	67 69	41	A	Utah	59 78						
				41	H	Utah	61 76	92	A	Washi ngton St.	48 74						
				229	H	Samford	81 39	111	A	Washi ngton	58 68						
				212	H	Prai rie Vi ew	79 38	14	H	Ari zona St.	70 76						
				209	H	Navy	59 43	27	A	Mi ami (FL)	58 73						
				317	H	San Jose St.	76 64	159	H	Pepperdi ne	80 65						

Col orado

Average RPI Win:	224	WON-LOST	WINNING	LAST 10	STRENGTH OF	OPP. STRENGTH	TEAM	ADJ.	CONF.	ADJ CONF.
Average RPI Loss:	105	RECORD	PCT. RANK	GAMES	SCHEDULE	OF SCHEDULE	RPI	RPI	RPI	RPI
DIV. I ONLY	5- 10	257	3-7	69	133	208	208	13	13	
DIV. I NON-CONF.	4- 5	190	0- 0	26	113	137	137	11	11	
-----										
TOTALS	RPI 1-25	RPI 26-50	W-L RECORDS	RPI 51-100	RPI 101-150	RPI 150+				
5- 10	0- 3	0- 1	OVERALL	0- 0	0- 3	5- 3				
5- 5	0- 1	0- 0	HOME	0- 0	0- 2	5- 2				
0- 5	0- 2	0- 1	AWAY	0- 0	0- 1	0- 1				
0- 0	0- 0	0- 0	NEUTRAL	0- 0	0- 0	0- 0				
4- 5	0- 3	0- 0	NON-CONFERENCE	0- 0	0- 2	4- 0				
4- 2	0- 1	0- 0	HOME	0- 0	0- 1	4- 0				
0- 3	0- 2	0- 0	AWAY	0- 0	0- 1	0- 0				
0- 0	0- 0	0- 0	NEUTRAL	0- 0	0- 0	0- 0				
1- 5	0- 0	0- 1	CONFERENCE	0- 0	0- 1	1- 3				
1- 3	0- 0	0- 0	HOME	0- 0	0- 1	1- 2				
0- 2	0- 0	0- 1	AWAY	0- 0	0- 0	0- 1				
0- 0	0- 0	0- 0	NEUTRAL	0- 0	0- 0	0- 0				

RPI 1-25				RPI 26-50				RPI 51-100				RPI 101+ Team's RPI: 208			
RPI	S	Opponent	Score	RPI	S	Opponent	Score	RPI	S	Opponent	Score	RPI	S	Opponent	Score
11	A	Gonzaga	39 50	43	A	New Mexico	58 70					112	H	Northern Colo.	47 53
14	H	Arizona St.	39 70									122	H	Fresno St.	55 66
19	A	BYU	42 51									127	A	Colorado	40 59
												151	H	Utah St.	53 72
												152	H	Denver	84 79
												197	H	Cornell	56 53
												214	A	Air Force	48 63
												216	H	UNLV	52 49
												240	H	Nevada	38 62
												260	H	Northern Ariz.	65 54
												297	H	North Florida	61 59
-----															
LAST 12 Division I GAMES:															
122	H	Fresno St.	55 66	240	H	Nevada	38 62								
216	H	UNLV	52 49	151	H	Utah St.	53 72								
152	H	Denver	84 79	43	A	New Mexico	58 70								
19	A	BYU	42 51	214	A	Air Force	48 63								
14	H	Arizona St.	39 70	297	H	North Florida	61 59								
260	H	Northern Ariz.	65 54	11	A	Gonzaga	39 50								

Non-Div I Games: Chadron St. 91 38 Eastern N.M. 72 46

Colorado St.

Average RPI	Win:	229	WON-LOST	WINNING	LAST 10	STRENGTH OF	OPP. STRENGTH	TEAM	ADJ.	CONF.	ADJ CONF.
Average RPI	Loss:	188	RECORD	PCT. RANK	GAMES	SCHEDULE	OF SCHEDULE	RPI	RPI	RPI	RPI
DIV. I ONLY		4- 10		279	2-8	201	272	264	264	11	11
DIV. I NON-CONF.		4- 9		252	0- 0	219	275	261	261	10	10
-----											
TOTALS	RPI 1-25		RPI 26-50		W-L RECORDS	RPI 51-100		RPI 101-150		RPI 150+	
4- 10	0- 0		0- 0		OVERALL	0- 1		0- 2		4- 7	
2- 3	0- 0		0- 0		HOME	0- 0		0- 1		2- 2	
2- 7	0- 0		0- 0		AWAY	0- 1		0- 1		2- 5	
0- 0	0- 0		0- 0		NEUTRAL	0- 0		0- 0		0- 0	
4- 9	0- 0		0- 0		NON-CONFERENCE	0- 1		0- 2		4- 6	
2- 3	0- 0		0- 0		HOME	0- 0		0- 1		2- 2	
2- 6	0- 0		0- 0		AWAY	0- 1		0- 1		2- 4	
0- 0	0- 0		0- 0		NEUTRAL	0- 0		0- 0		0- 0	
0- 1	0- 0		0- 0		CONFERENCE	0- 0		0- 0		0- 1	
0- 0	0- 0		0- 0		HOME	0- 0		0- 0		0- 0	
0- 1	0- 0		0- 0		AWAY	0- 0		0- 0		0- 1	
0- 0	0- 0		0- 0		NEUTRAL	0- 0		0- 0		0- 0	

RPI 1-25				RPI 26-50				RPI 51-100				RPI 101+ Team's RPI: 264				
RPI	S	Opponent	Score	RPI	S	Opponent	Score	RPI	S	Opponent	Score	RPI	S	Opponent	Score	
								78	A	Boston College	60	74				
												119	H	Houston	72	83
												137	A	Fordham	49	68
												166	A	Illinois	69	76
												177	A	Mercer	72	68
												186	A	Milwaukee	65	78
												192	H	Hampton	88	63
												197	A	Cornell	51	60
												218	H	Cal St. Fullerton	58	61
												233	A	Colgate	71	84
												255	H	Albany (NY)	58	62
												261	A	Hofstra	65	63
												285	H	Army West Point	70	49
												288	A	Saint Joseph's	61	68
LAST 12 Division I GAMES:																
137	A	Fordham	49	68	197	A	Cornell	51	60							
218	H	Cal St. Fullerton	58	61	177	A	Mercer	72	68							
78	A	Boston College	60	74	192	H	Hampton	88	63							
288	A	Saint Joseph's	61	68	255	H	Albany (NY)	58	62							
233	A	Colgate	71	84	166	A	Illinois	69	76							
119	H	Houston	72	83	186	A	Milwaukee	65	78							

Non-Div I Games:

Columbi a

Average RPI Win:	349	WON-LOST	WINNING	LAST 10	STRENGTH OF	OPP. STRENGTH	TEAM	ADJ.	CONF.	ADJ CONF.
Average RPI Loss:	177	RECORD	PCT. RANK	GAMES	SCHEDULE	OF SCHEDULE	RPI	RPI	RPI	RPI
DIV. I ONLY	1- 17	347	1-9	116	334	306	306	32	32	
DIV. I NON-CONF.	0- 12	336	0- 0	12	234	242	242	32	32	
-----										
TOTALS	RPI 1-25	RPI 26-50	W-L RECORDS	RPI 51-100	RPI 101-150	RPI 150+				
1- 17	0- 2	0- 1	OVERALL	0- 4	0- 1	1- 9				
0- 4	0- 0	0- 0	HOME	0- 0	0- 0	0- 4				
1- 12	0- 2	0- 1	AWAY	0- 4	0- 1	1- 4				
0- 1	0- 0	0- 0	NEUTRAL	0- 0	0- 0	0- 1				
0- 12	0- 2	0- 1	NON-CONFERENCE	0- 4	0- 1	0- 4				
0- 1	0- 0	0- 0	HOME	0- 0	0- 0	0- 1				
0- 10	0- 2	0- 1	AWAY	0- 4	0- 1	0- 2				
0- 1	0- 0	0- 0	NEUTRAL	0- 0	0- 0	0- 1				
1- 5	0- 0	0- 0	CONFERENCE	0- 0	0- 0	1- 5				
0- 3	0- 0	0- 0	HOME	0- 0	0- 0	0- 3				
1- 2	0- 0	0- 0	AWAY	0- 0	0- 0	1- 2				
0- 0	0- 0	0- 0	NEUTRAL	0- 0	0- 0	0- 0				

RPI 1-25				RPI 26-50				RPI 51-100				RPI 101+				Team's RPI: 306
RPI	S	Opponent	Score	RPI	S	Opponent	Score	RPI	S	Opponent	Score	RPI	S	Opponent	Score	
7	A	Mississippi St.	38 110	34	A	Ohio	62 87	54	A	Old Dominion	51 81	108	A	Minnesota	52 84	
25	A	Maryland	36 93					93	A	West Virginia	37 78	154	N	UAB	61 86	
								96	A	FGCU	61 93	242	A	Marshall	67 88	
								98	A	Virginia	41 55	248	A	Niagara	69 71	
												259	H	Norfolk St.	63 68	
												274	A	N.C. A&T	42 66	
												310	H	South Carolina St.	59 75	
												320	H	UMBC	52 57	
												339	H	Savannah St.	70 76	
												348	A	N.C. Central	57 62	
												349	A	Delaware St.	71 57	
-----																
LAST 12 Division I GAMES:																
349	A	Delaware St.	71 57	274	A	N.C. A&T	42 66									
339	H	Savannah St.	70 76	348	A	N.C. Central	57 62									
54	A	Old Dominion	51 81	310	H	South Carolina St.	59 75									
154	N	UAB	61 86	259	H	Norfolk St.	63 68									
96	A	FGCU	61 93	108	A	Minnesota	52 84									
248	A	Niagara	69 71	34	A	Ohio	62 87									

Non-Div I Games:

Coppin St.

Average RPI Win: 275  
Average RPI Loss: 170

WON-LOST  
RECORD

WINNING  
PCT. RANK

LAST 10  
GAMES

STRENGTH OF  
SCHEDULE

OPP. STRENGTH  
OF SCHEDULE

TEAM  
RPI

ADJ.  
RPI

CONF.  
RPI

ADJ CONF.  
RPI

DIV. I ONLY	7- 5	127	6-4	306	278	197	197	11	11
DIV. I NON-CONF.	6- 5	143	0- 0	301	305	214	214	10	10
TOTALS	RPI 1-25	RPI 26-50	W-L RECORDS	RPI 51-100	RPI 101-150	RPI 150+			
7- 5	0- 0	0- 0	OVERALL	0- 0	0- 2	7- 3			
6- 0	0- 0	0- 0	HOME	0- 0	0- 0	6- 0			
1- 5	0- 0	0- 0	AWAY	0- 0	0- 2	1- 3			
0- 0	0- 0	0- 0	NEUTRAL	0- 0	0- 0	0- 0			
6- 5	0- 0	0- 0	NON-CONFERENCE	0- 0	0- 2	6- 3			
5- 0	0- 0	0- 0	HOME	0- 0	0- 0	5- 0			
1- 5	0- 0	0- 0	AWAY	0- 0	0- 2	1- 3			
0- 0	0- 0	0- 0	NEUTRAL	0- 0	0- 0	0- 0			
1- 0	0- 0	0- 0	CONFERENCE	0- 0	0- 0	1- 0			
1- 0	0- 0	0- 0	HOME	0- 0	0- 0	1- 0			
0- 0	0- 0	0- 0	AWAY	0- 0	0- 0	0- 0			
0- 0	0- 0	0- 0	NEUTRAL	0- 0	0- 0	0- 0			

RPI 1-25				RPI 26-50				RPI 51-100				RPI 101+ Team's RPI: 197			
RPI	S	Opponent	Score	RPI	S	Opponent	Score	RPI	S	Opponent	Score	RPI	S	Opponent	Score
												108	A	Mi nnesota	45 65
												133	A	Lehi gh	54 67
												167	A	Stony Brook	61 63
												192	H	Hampton	79 53
												208	A	Col orado St.	53 56
												232	A	Bi nghamton	61 72
												246	H	St. Bonaventure	58 44
												255	H	Al bany (NY)	48 34
												264	H	Col umbi a	60 51
												294	H	UMass Lowell I	63 54
												328	A	Lafayette	62 59
												349	H	Del aware St.	94 59
LAST 12 Di vi si on I GAMES:															
				349	H	Del aware St.	94 59					264	H	Col umbi a	60 51
				167	A	Stony Brook	61 63					246	H	St. Bonaventure	58 44
				133	A	Lehi gh	54 67					192	H	Hampton	79 53
				208	A	Col orado St.	53 56					328	A	Lafayette	62 59
				108	A	Mi nnesota	45 65					255	H	Al bany (NY)	48 34
				294	H	UMass Lowell I	63 54					232	A	Bi nghamton	61 72

Non-Div I Games:

Cornell

Average RPI Win:	166	WON-LOST	WINNING	LAST 10	STRENGTH OF	OPP. STRENGTH	TEAM	ADJ.	CONF.	ADJ CONF.
Average RPI Loss:	37	RECORD	PCT. RANK	GAMES	SCHEDULE	OF SCHEDULE	RPI	RPI	RPI	RPI
DIV. I ONLY	10- 9	160	6-4	37	22	67	67	5	5	
DIV. I NON-CONF.	6- 5	143	0- 0	92	34	81	81	4	4	
-----										
TOTALS	RPI 1-25	RPI 26-50	W-L RECORDS	RPI 51-100	RPI 101-150	RPI 150+				
10- 9	0- 4	1- 2	OVERALL	2- 3	2- 0	5- 0				
4- 4	0- 2	0- 1	HOME	2- 1	0- 0	2- 0				
4- 5	0- 2	1- 1	AWAY	0- 2	1- 0	2- 0				
2- 0	0- 0	0- 0	NEUTRAL	0- 0	1- 0	1- 0				
6- 5	0- 2	0- 2	NON-CONFERENCE	1- 1	1- 0	4- 0				
2- 2	0- 1	0- 1	HOME	1- 0	0- 0	1- 0				
2- 3	0- 1	0- 1	AWAY	0- 1	0- 0	2- 0				
2- 0	0- 0	0- 0	NEUTRAL	0- 0	1- 0	1- 0				
4- 4	0- 2	1- 0	CONFERENCE	1- 2	1- 0	1- 0				
2- 2	0- 1	0- 0	HOME	1- 1	0- 0	1- 0				
2- 2	0- 1	1- 0	AWAY	0- 1	1- 0	0- 0				
0- 0	0- 0	0- 0	NEUTRAL	0- 0	0- 0	0- 0				

RPI 1-25				RPI 26-50				RPI 51-100				Team's RPI: 67				RPI 101+			
RPI	S	Opponent	Score	RPI	S	Opponent	Score	RPI	S	Opponent	Score	RPI	S	Opponent	Score	RPI	S	Opponent	Score
12	H	Drake	69 85	26	H	South Dakota	65 77	53	H	Villanova	52 54	107	A	St. John's (NY)	65 63				
15	A	Marquette	67 85	32	A	South Dakota St.	48 74	74	H	Nebraska	74 65	141	N	South Fla.	83 76				
21	H	Butler	43 75	42	A	DePaul	85 82	75	A	Seton Hall	75 82	169	N	Vanderbilt	75 55				
23	A	Florida St.	52 71					77	A	UNI	55 65	175	H	Xavier	66 62				
								83	H	Georgetown	65 38	271	A	Wichita St.	83 71				
												298	H	Omaha	66 51				
												302	A	North Dakota St.	86 51				
-----																			
LAST 12 Division I GAMES:																			
83	H	Georgetown	65 38	21	H	Butler	43 75	175	H	Xavier	66 62								
53	H	Villanova	52 54	107	A	St. John's (NY)	65 63												
15	A	Marquette	67 85	75	A	Seton Hall	75 82												
42	A	DePaul	85 82	23	A	Florida St.	52 71												
169	N	Vanderbilt	75 55	271	A	Wichita St.	83 71												
141	N	South Fla.	83 76																

Non-Div I Games:

Creighton

Average RPI	Win:	271	WON-LOST	WINNING	LAST 10	STRENGTH OF	OPP. STRENGTH	TEAM	ADJ.	CONF.	ADJ CONF.
Average RPI	Loss:	143	RECORD	PCT. RANK	GAMES	SCHEDULE	OF SCHEDULE	RPI	RPI	RPI	RPI
DIV. I ONLY		7- 7		165	5-5	288	200	227	227	11	11
DIV. I NON-CONF.		7- 6		153	0- 1	302	239	231	231	10	10
-----											
TOTALS	RPI 1-25		RPI 26-50		W-L RECORDS	RPI 51-100		RPI 101-150		RPI 150+	
7- 7	0- 0		0- 1		OVERALL	0- 3		0- 0		7- 3	
5- 1	0- 0		0- 1		HOME	0- 0		0- 0		5- 0	
2- 4	0- 0		0- 0		AWAY	0- 2		0- 0		2- 2	
0- 2	0- 0		0- 0		NEUTRAL	0- 1		0- 0		0- 1	
7- 6	0- 0		0- 1		NON-CONFERENCE	0- 2		0- 0		7- 3	
5- 1	0- 0		0- 1		HOME	0- 0		0- 0		5- 0	
2- 3	0- 0		0- 0		AWAY	0- 1		0- 0		2- 2	
0- 2	0- 0		0- 0		NEUTRAL	0- 1		0- 0		0- 1	
0- 1	0- 0		0- 0		CONFERENCE	0- 1		0- 0		0- 0	
0- 0	0- 0		0- 0		HOME	0- 0		0- 0		0- 0	
0- 1	0- 0		0- 0		AWAY	0- 1		0- 0		0- 0	
0- 0	0- 0		0- 0		NEUTRAL	0- 0		0- 0		0- 0	

RPI 1-25				RPI 26-50				RPI 51-100				RPI 101+ Team's RPI: 227			
RPI	S	Opponent	Score	RPI	S	Opponent	Score	RPI	S	Opponent	Score	RPI	S	Opponent	Score
				33	H	Buffal o	69 75	66	A	Harvard	46 56	180	H	Boston U.	64 44
								68	N	Mi ddle Tenn.	58 70	218	A	Cal St. Fullerton	62 67
								78	A	Boston Col lege	68 99	232	H	Bi nghamton	63 39
												245	A	San Diego	76 78
												269	A	Vermont	66 42
												294	H	UMass Lowell	70 54
												296	N	UC Santa Barbara	56 62
												300	H	Loyol a Maryland	54 41
												308	A	New Hampshire	62 42
												314	H	Fai rfi eld	59 46
LAST 12 Division I GAMES:															
308	A	New Hampshire	62 42	296	N	UC Santa Barbara	56 62	66	A	Harvard	46 56	232	H	Bi nghamton	63 39
33	H	Buffal o	69 75	68	A	Boston Col lege	68 99	218	A	Cal St. Fullerton	62 67	308	A	New Hampshire	62 42
294	H	UMass Lowell	70 54	66	A	Harvard	46 56	68	N	Mi ddle Tenn.	58 70	314	H	Fai rfi eld	59 46
314	H	Fai rfi eld	59 46	78	A	Boston Col lege	68 99								
180	H	Boston U.	64 44												
245	A	San Diego	76 78												

Non-Div I Games:

Dartmouth

Average RPI Win:	197	WON-LOST	WINNING	LAST 10	STRENGTH OF	OPP. STRENGTH	TEAM	ADJ.	CONF.	ADJ CONF.
Average RPI Loss:	149	RECORD	PCT. RANK	GAMES	SCHEDULE	OF SCHEDULE	RPI	RPI	RPI	RPI
DIV. I ONLY	9- 8	150	6-4	151	187	142	142	17	17	
DIV. I NON-CONF.	5- 7	206	0- 0	134	181	168	168	17	17	
-----										
TOTALS	RPI 1-25	RPI 26-50	W-L RECORDS	RPI 51-100	RPI 101-150	RPI 150+				
9- 8	0- 1	1- 0	OVERALL	0- 1	3- 1	5- 5				
5- 2	0- 0	0- 0	HOME	0- 0	2- 1	3- 1				
4- 6	0- 1	1- 0	AWAY	0- 1	1- 0	2- 4				
0- 0	0- 0	0- 0	NEUTRAL	0- 0	0- 0	0- 0				
5- 7	0- 1	1- 0	NON-CONFERENCE	0- 1	2- 1	2- 4				
3- 1	0- 0	0- 0	HOME	0- 0	2- 1	1- 0				
2- 6	0- 1	1- 0	AWAY	0- 1	0- 0	1- 4				
0- 0	0- 0	0- 0	NEUTRAL	0- 0	0- 0	0- 0				
4- 1	0- 0	0- 0	CONFERENCE	0- 0	1- 0	3- 1				
2- 1	0- 0	0- 0	HOME	0- 0	0- 0	2- 1				
2- 0	0- 0	0- 0	AWAY	0- 0	1- 0	1- 0				
0- 0	0- 0	0- 0	NEUTRAL	0- 0	0- 0	0- 0				

RPI 1-25				RPI 26-50				RPI 51-100				RPI 101+				Team's RPI: 142
RPI	S	Opponent	Score	RPI	S	Opponent	Score	RPI	S	Opponent	Score	RPI	S	Opponent	Score	
6	A	NC State	45 75	38	A	Clemson	90 80	84	A	Princeton	57 65	106	H	Appalachian St.	78 81	
												140	H	High Point	71 62	
												149	H	William & Mary	76 65	
												150	A	Duquesne	62 47	
												164	A	Rhode Island	77 67	
												168	A	Charlotte	66 78	
												183	H	Massachusetts	58 70	
												190	A	Elon	72 73	
												199	H	George Mason	67 59	
												200	A	UNC Asheville	56 69	
												251	A	Gardner-Webb	49 54	
												278	H	Richmond	78 55	
												325	H	Presbyterian	83 56	
												334	A	Charleston So.	72 34	
-----																
LAST 12 Division I GAMES:																
199	H	George Mason	67 59	183	H	Massachusetts	58 70									
6	A	NC State	45 75	278	H	Richmond	78 55									
168	A	Charlotte	66 78	164	A	Rhode Island	77 67									
325	H	Presbyterian	83 56	150	A	Duquesne	62 47									
38	A	Clemson	90 80	84	A	Princeton	57 65									
190	A	Elon	72 73	140	H	High Point	71 62									

Non-Div I Games: Queens (NC) 80 47

Davidson



Average RPI Win: 175

Average RPI Loss: 83

WON-LOST  
RECORDWINNING  
PCT. RANKLAST 10  
GAMESSTRENGTH OF  
SCHEDULEOPP. STRENGTH  
OF SCHEDULETEAM  
RPIADJ.  
RPICONF.  
RPIADJ CONF.  
RPIDIV. I ONLY  
DIV. I NON-CONF.9- 8  
5- 6150  
1777-3  
0- 065  
13109  
79110  
73110  
7317  
1717  
17

TOTALS

RPI 1-25

RPI 26-50

W-L RECORDS

RPI 51-100

RPI 101-150

RPI 150+

9- 8  
7- 1  
1- 6  
1- 10- 2  
0- 0  
0- 2  
0- 02- 0  
1- 0  
0- 0  
1- 0OVERALL  
HOME  
AWAY  
NEUTRAL1- 4  
1- 1  
0- 2  
0- 11- 0  
1- 0  
0- 0  
0- 05- 2  
4- 0  
1- 2  
0- 05- 6  
4- 1  
0- 4  
1- 10- 2  
0- 0  
0- 2  
0- 02- 0  
1- 0  
0- 0  
1- 0NON-CONFERENCE  
HOME  
AWAY  
NEUTRAL1- 4  
1- 1  
0- 2  
0- 10- 0  
0- 0  
0- 0  
0- 02- 0  
2- 0  
0- 0  
0- 04- 2  
3- 0  
1- 2  
0- 00- 0  
0- 0  
0- 0  
0- 00- 0  
0- 0  
0- 0  
0- 0CONFERENCE  
HOME  
AWAY  
NEUTRAL0- 0  
0- 0  
0- 0  
0- 01- 0  
1- 0  
0- 0  
0- 03- 2  
2- 0  
1- 2  
0- 0

RPI 1-25

RPI 26-50

RPI 51-100

RPI 101+

Team's RPI: 110

RPI	S	Opponent	Score
18	A	South Carolina	55 65
25	A	Maryland	71 82

RPI	S	Opponent	Score
33	H	Buffalo	72 59
37	N	Georgia Tech	85 66

RPI	S	Opponent	Score
52	A	Green Bay	35 51
55	A	James Madison	55 68
57	H	Northeastern	79 84
73	N	Virginia Tech	57 69
79	H	Toledo	70 49

RPI	S	Opponent	Score
137	H	Fordham	72 50
183	H	Massachusetts	75 47
188	A	George Washington	45 46
198	A	Saint Louis	65 68
233	H	Colgate	67 58
246	A	St. Bonaventure	62 49
279	H	La Salle	84 45
344	H	Evansville	69 30

LAST 12 Division I GAMES:

183	H	Massachusetts	75 47
279	H	La Salle	84 45
37	N	Georgia Tech	85 66
73	N	Virginia Tech	57 69
344	H	Evansville	69 30
33	H	Buffalo	72 59

198	A	Saint Louis	65 68
137	H	Fordham	72 50
246	A	St. Bonaventure	62 49
188	A	George Washington	45 46
55	A	James Madison	55 68
18	A	South Carolina	55 65

Non-Div I Games:

Dayton

Average RPI Win: 140		WON-LOST RECORD	WINNING PCT. RANK	LAST 10 GAMES	STRENGTH OF SCHEDULE	OPP. STRENGTH OF SCHEDULE	TEAM RPI	ADJ. RPI	CONF. RPI	ADJ. CONF. RPI
Average RPI Loss: 29										
DIV. I ONLY		13- 6	79	7-3	58	6	42	42	5	5
DIV. I NON-CONF.		9- 3	61	0- 0	95	8	39	39	4	4
TOTALS		RPI 1-25	RPI 26-50	W-L RECORDS		RPI 51-100	RPI 101-150	RPI 150+		
13- 6	0- 4		1- 0	OVERALL		6- 2	2- 0	4- 0		
7- 3	0- 1		0- 0	HOME		3- 2	1- 0	3- 0		
4- 2	0- 2		0- 0	AWAY		2- 0	1- 0	1- 0		
2- 1	0- 1		1- 0	NEUTRAL		1- 0	0- 0	0- 0		
9- 3	0- 3		1- 0	NON-CONFERENCE		3- 0	1- 0	4- 0		
5- 1	0- 1		0- 0	HOME		2- 0	0- 0	3- 0		
2- 1	0- 1		0- 0	AWAY		0- 0	1- 0	1- 0		
2- 1	0- 1		1- 0	NEUTRAL		1- 0	0- 0	0- 0		
4- 3	0- 1		0- 0	CONFERENCE		3- 2	1- 0	0- 0		
2- 2	0- 0		0- 0	HOME		1- 2	1- 0	0- 0		
2- 1	0- 1		0- 0	AWAY		2- 0	0- 0	0- 0		
0- 0	0- 0		0- 0	NEUTRAL		0- 0	0- 0	0- 0		

RPI 1-25					
RPI	S	Opponent	Score		
1	H	Notre Dame	77	101	
8	A	UConn	63	99	
9	N	Syracuse	81	83	
15	A	Marquette	63	96	

RPI 26-50					
RPI	S	Opponent	Score		
39	N	Kansas St.	79	59	

Team's RPI: 42					
RPI	S	Opponent	Score		
52	H	Green Bay	73	64	
53	A	Villanova	66	59	
67	H	Creighton	82	85	
75	H	Seton Hall	73	84	
80	H	Northwestern	76	60	
83	A	Georgetown	69	64	
84	N	Princeton	82	67	
86	H	Providence	88	62	

RPI 51-100					
RPI	S	Opponent	Score		
107	H	St. John's (NY)	73	64	
139	A	Oklahoma	87	76	
226	A	Loyola Chicago	102	76	
231	H	Temple	102	88	
301	H	Tennessee St.	95	73	
339	H	Savannah St.	124	61	

RPI 101+					
RPI	S	Opponent	Score		
107	H	St. John's (NY)	73	64	
139	A	Oklahoma	87	76	
226	A	Loyola Chicago	102	76	
231	H	Temple	102	88	
301	H	Tennessee St.	95	73	
339	H	Savannah St.	124	61	

LAST 12 Division I GAMES:					
15	A	Marquette	63	96	
86	H	Providence	88	62	
67	H	Creighton	82	85	
226	A	Loyola Chicago	102	76	
301	H	Tennessee St.	95	73	
139	A	Oklahoma	87	76	
75	H	Seton Hall	73	84	
107	H	St. John's (NY)	73	64	
53	A	Villanova	66	59	
83	A	Georgetown	69	64	
80	H	Northwestern	76	60	
231	H	Temple	102	88	

### Non-Div I Games:

DePaul

Delaware

Delaware					Through Games Of Jan. 23, 2019										
Average RPI	Win:	280	WON-LOST	WINNING	LAST 10	STRENGTH OF	OPP. STRENGTH	TEAM	ADJ.	CONF.	ADJ CONF.				
Average RPI	Loss:	105	RECORD	PCT. RANK	GAMES	SCHEDULE	OF SCHEDULE	RPI	RPI	RPI	RPI				
DIV. I ONLY	6- 11	250	3-7	77	269	191	191	10	10						
DIV. I NON-CONF.	5- 7	206	1- 0	123	319	199	199	13	13						
-----															
TOTALS	RPI 1-25		RPI 26-50		W-L RECORDS	RPI 51-100		RPI 101-150		RPI 150+					
6- 11	0- 2		0- 0		OVERALL	0- 3		0- 3		6- 3					
2- 5	0- 2		0- 0		HOME	0- 1		0- 2		2- 0					
2- 4	0- 0		0- 0		AWAY	0- 2		0- 0		2- 2					
2- 2	0- 0		0- 0		NEUTRAL	0- 0		0- 1		2- 1					
5- 7	0- 2		0- 0		NON-CONFERENCE	0- 1		0- 1		5- 3					
2- 2	0- 2		0- 0		HOME	0- 0		0- 0		2- 0					
1- 3	0- 0		0- 0		AWAY	0- 1		0- 0		1- 2					
2- 2	0- 0		0- 0		NEUTRAL	0- 0		0- 1		2- 1					
1- 4	0- 0		0- 0		CONFERENCE	0- 2		0- 2		1- 0					
0- 3	0- 0		0- 0		HOME	0- 1		0- 2		0- 0					
1- 1	0- 0		0- 0		AWAY	0- 1		0- 0		1- 0					
0- 0	0- 0		0- 0		NEUTRAL	0- 0		0- 0		0- 0					
-----															
RPI 1-25				RPI 26-50				RPI 51-100				RPI 101+ Team's RPI: 191			
RPI	S	Opponent	Score	RPI	S	Opponent	Score	RPI	S	Opponent	Score	RPI	S	Opponent	Score
17	H	UCF	60 71					55	H	James Madison	43 68	102	H	Towson	48 56
25	H	Maryland	53 77					57	A	Northeastern	62 75	123	H	Drexel	40 57
								77	A	UNI	67 79	148	N	Montana St.	60 69
												171	N	Bradley	47 59
												180	A	Boston U.	61 72
												199	A	George Mason	46 72
												202	N	Nicholls St.	71 56
												251	H	Gardner-Webb	69 45
												261	A	Hofstra	78 59
												288	H	Saint Joseph's	48 39
												328	N	Lafayette	65 47
												349	A	Delaware St.	85 77
-----															
LAST 12 Division I GAMES:															
123	H	Drexel	40 57	328	N	Lafayette	65 47								
102	H	Towson	48 56	202	N	Nicholls St.	71 56								
55	H	James Madison	43 68	57	A	Northeastern	62 75								
288	H	Saint Joseph's	48 39	261	A	Hofstra	78 59								
25	H	Maryland	53 77	17	H	UCF	60 71								
251	H	Gardner-Webb	69 45	199	A	George Mason	46 72								

Delaware

Non-Div I Games:

Del aware

Average RPI Win:	348	WON-LOST	WINNING	LAST 10	STRENGTH OF	OPP. STRENGTH	TEAM	ADJ.	CONF.	ADJ CONF.
Average RPI Loss:	217	RECORD	PCT. RANK	GAMES	SCHEDULE	OF SCHEDULE	RPI	RPI	RPI	RPI
DIV. I ONLY	1- 14	340	1-9	321	335	349	349	32	32	
DIV. I NON-CONF.	0- 9	336	0- 0	202	262	341	341	32	32	
-----										
TOTALS	RPI 1-25	RPI 26-50	W-L RECORDS	RPI 51-100	RPI 101-150	RPI 150+				
1- 14	0- 0	0- 0	OVERALL	0- 1	0- 2	1- 11				
1- 4	0- 0	0- 0	HOME	0- 1	0- 0	1- 3				
0- 10	0- 0	0- 0	AWAY	0- 0	0- 2	0- 8				
0- 0	0- 0	0- 0	NEUTRAL	0- 0	0- 0	0- 0				
0- 9	0- 0	0- 0	NON-CONFERENCE	0- 1	0- 2	0- 6				
0- 2	0- 0	0- 0	HOME	0- 1	0- 0	0- 1				
0- 7	0- 0	0- 0	AWAY	0- 0	0- 2	0- 5				
0- 0	0- 0	0- 0	NEUTRAL	0- 0	0- 0	0- 0				
1- 5	0- 0	0- 0	CONFERENCE	0- 0	0- 0	1- 5				
1- 2	0- 0	0- 0	HOME	0- 0	0- 0	1- 2				
0- 3	0- 0	0- 0	AWAY	0- 0	0- 0	0- 3				
0- 0	0- 0	0- 0	NEUTRAL	0- 0	0- 0	0- 0				

RPI 1-25				RPI 26-50				RPI 51-100				RPI 101+				Team's RPI: 349
RPI	S	Opponent	Score	RPI	S	Opponent	Score	RPI	S	Opponent	Score	RPI	S	Opponent	Score	
								55	H	James Madi son	57 103	107	A	St. John's (NY)	44 82	
												134	A	VCU	55 97	
												175	A	Xavi er	59 80	
												191	H	Del aware	77 85	
												197	A	Cornel l	59 94	
												231	A	Temple	61 75	
												242	A	Marshall l	63 75	
												243	A	Robert Morris	63 64	
												259	A	Norfolk St.	50 63	
												274	H	N. C. A&T	47 67	
												277	A	Bethune-Cookman	55 67	
												306	H	Coppin St.	57 71	
												345	A	Florida A&M	52 57	
												348	H	N. C. Central	71 61	
LAST 12 Division I GAMES:																
306	H	Coppin St.	57 71	345	A	Florida A&M	52 57									
259	A	Norfolk St.	50 63	277	A	Bethune-Cookman	55 67									
134	A	VCU	55 97	348	H	N. C. Central	71 61									
242	A	Marshall l	63 75	274	H	N. C. A&T	47 67									
243	A	Robert Morris	63 64	175	A	Xavi er	59 80									
197	A	Cornel l	59 94	107	A	St. John' s (NY)	44 82									

Non-Div I Games: Post 65 53 Cheyney 79 59

Del aware St.

Average RPI Win: 183	WON-LOST RECORD	WINNING PCT. RANK	LAST 10 GAMES	STRENGTH OF SCHEDULE	OPP. STRENGTH OF SCHEDULE	TEAM RPI	ADJ. RPI	CONF. RPI	ADJ CONF. RPI
Average RPI Loss: 145									
DIV. I ONLY	12- 8	118	5-5	222	117	152	152	18	18
DIV. I NON-CONF.	7- 6	153	0- 0	240	72	182	182	16	16
-----									
TOTALS	RPI 1-25	RPI 26-50	W-L RECORDS	RPI 51-100	RPI 101-150	RPI 150+			
12- 8	0- 0	1- 1	OVERALL	1- 2	2- 1	8- 4			
10- 1	0- 0	1- 0	HOME	1- 0	2- 0	6- 1			
2- 7	0- 0	0- 1	AWAY	0- 2	0- 1	2- 3			
0- 0	0- 0	0- 0	NEUTRAL	0- 0	0- 0	0- 0			
7- 6	0- 0	0- 0	NON-CONFERENCE	1- 2	2- 1	4- 3			
6- 1	0- 0	0- 0	HOME	1- 0	2- 0	3- 1			
1- 5	0- 0	0- 0	AWAY	0- 2	0- 1	1- 2			
0- 0	0- 0	0- 0	NEUTRAL	0- 0	0- 0	0- 0			
5- 2	0- 0	1- 1	CONFERENCE	0- 0	0- 0	4- 1			
4- 0	0- 0	1- 0	HOME	0- 0	0- 0	3- 0			
1- 2	0- 0	0- 1	AWAY	0- 0	0- 0	1- 1			
0- 0	0- 0	0- 0	NEUTRAL	0- 0	0- 0	0- 0			

RPI 1-25				RPI 26-50				RPI 51-100				RPI 101+				Team's RPI: 152	
RPI	S	Opponent	Score	RPI	S	Opponent	Score	RPI	S	Opponent	Score	RPI	S	Opponent	Score		
				26	H	South Dakota	104 99	69	H	Lamar University	117 110	112	A	Northern Colo.	66 74		
				32	A	South Dakota St.	59 76	74	A	Nebraska	71 96	115	H	American	83 54		
								81	A	Wyoming	74 78	131	H	Loyola Marymount	104 75		
												170	H	Oral Roberts	93 76		
												181	A	New Mexico St.	64 66		
												194	H	UMKC	92 75		
												208	A	Colorado St.	79 84		
												210	A	Southern Utah	71 70		
												214	H	Air Force	92 66		
												224	H	North Dakota	87 66		
												229	H	Samford	83 87		
												241	A	Western Ill.	78 87		
												246	H	St. Bonaventure	76 62		
												298	A	Omaha	95 68		
												302	H	North Dakota St.	81 54		
LAST 12 Division I GAMES:																	
				26	H	South Dakota	104 99	170	H	Oral Roberts	93 76						
				241	A	Western Ill.	78 87	302	H	North Dakota St.	81 54						
				298	A	Omaha	95 68	32	A	South Dakota St.	59 76						
				208	A	Colorado St.	79 84	224	H	North Dakota	87 66						
				229	H	Samford	83 87	181	A	New Mexico St.	64 66						
				74	A	Nebraska	71 96	210	A	Southern Utah	71 70						

Non-Div I Games:

Denver

Average RPI Win:	338	WON-LOST	WINNING	LAST 10	STRENGTH OF	OPP. STRENGTH	TEAM	ADJ.	CONF.	ADJ CONF.
Average RPI Loss:	176	RECORD	PCT. RANK	GAMES	SCHEDULE	OF SCHEDULE	RPI	RPI	RPI	RPI

DIV. I ONLY	2- 15	335	1-9	266	238	329	329	20	20
DIV. I NON-CONF.	1- 9	326	0- 0	244	260	321	321	19	19
TOTALS	RPI 1-25	RPI 26-50	W-L RECORDS	RPI 51-100	RPI 101-150	RPI 150+			
2- 15	0- 0	0- 0	OVERALL	0- 4	0- 2	2- 9			
0- 7	0- 0	0- 0	HOME	0- 2	0- 1	0- 4			
2- 8	0- 0	0- 0	AWAY	0- 2	0- 1	2- 5			
0- 0	0- 0	0- 0	NEUTRAL	0- 0	0- 0	0- 0			
1- 9	0- 0	0- 0	NON-CONFERENCE	0- 3	0- 1	1- 5			
0- 3	0- 0	0- 0	HOME	0- 1	0- 0	0- 2			
1- 6	0- 0	0- 0	AWAY	0- 2	0- 1	1- 3			
0- 0	0- 0	0- 0	NEUTRAL	0- 0	0- 0	0- 0			
1- 6	0- 0	0- 0	CONFERENCE	0- 1	0- 1	1- 4			
0- 4	0- 0	0- 0	HOME	0- 1	0- 1	0- 2			
1- 2	0- 0	0- 0	AWAY	0- 0	0- 0	1- 2			
0- 0	0- 0	0- 0	NEUTRAL	0- 0	0- 0	0- 0			

RPI S Opponent	Score	RPI S Opponent	Score	RPI S Opponent	Score	RPI S Opponent	Score
52 H Green Bay	40 65	59 A Mi chi gan	62 95	79 A Tol edo	60 77	88 H Mi ami (OH)	59 78
101 A Ohio St.	41 55	124 H Youngstown St.	59 85	153 A IUPUI	47 82	185 A Eastern Mi ch.	53 60
186 H Mi l waukee	44 62	226 A Loyol a Chi cago	43 52	234 A Bowl ing Green	73 79	266 H Clevel and St.	49 67
290 H Western Mi ch.	44 54	298 H Omaha	42 51	299 A Oakl and	67 74	335 A UI C	42 36
340 A Manhattan	58 56						
LAST 12 Division I GAMES:							
299 A Oakl and	67 74	186 H Mi l waukee	44 62	52 H Green Bay	40 65	335 A UI C	42 36
266 H Clevel and St.	49 67	153 A IUPUI	47 82	185 A Eastern Mi ch.	53 60	298 H Omaha	42 51
124 H Youngstown St.	59 85	298 H Omaha	42 51				
79 A Tol edo	60 77						
234 A Bowl ing Green	73 79						
290 H Western Mi ch.	44 54						

Non-Div I Games: Mi ch. -Dearborn 68 60

Detroit Mercy

Average RPI Win:	130	WON-LOST	WINNING	LAST 10	STRENGTH OF	OPP. STRENGTH	TEAM	ADJ.	CONF.	ADJ CONF.
Average RPI Loss:	14	RECORD	PCT. RANK	GAMES	SCHEDULE	OF SCHEDULE	RPI	RPI	RPI	RPI
DIV. I ONLY	12- 4	45	7-3	9	19	12	12	12	12	12
DIV. I NON-CONF.	7- 4	109	1- 0	5	1	11	11	14	14	14
-----										
TOTALS	RPI 1-25	RPI 26-50	W-L RECORDS	RPI 51-100	RPI 101-150	RPI 150+				
12- 4	2- 3	1- 1	OVERALL	3- 0	0- 0	6- 0				
4- 1	0- 1	1- 0	HOME	0- 0	0- 0	3- 0				
6- 2	0- 1	0- 1	AWAY	3- 0	0- 0	3- 0				
2- 1	2- 1	0- 0	NEUTRAL	0- 0	0- 0	0- 0				
7- 4	2- 3	1- 1	NON-CONFERENCE	2- 0	0- 0	2- 0				
2- 1	0- 1	1- 0	HOME	0- 0	0- 0	1- 0				
3- 2	0- 1	0- 1	AWAY	2- 0	0- 0	1- 0				
2- 1	2- 1	0- 0	NEUTRAL	0- 0	0- 0	0- 0				
5- 0	0- 0	0- 0	CONFERENCE	1- 0	0- 0	4- 0				
2- 0	0- 0	0- 0	HOME	0- 0	0- 0	2- 0				
3- 0	0- 0	0- 0	AWAY	1- 0	0- 0	2- 0				
0- 0	0- 0	0- 0	NEUTRAL	0- 0	0- 0	0- 0				

RPI	S	Opponent	Score	RPI	S	Opponent	Score	RPI	S	Opponent	Score	RPI	S	Opponent	Score
1	N	Notre Dame	64 82	26	H	South Dakota	76 64	67	A	Creighton	85 69	155	H	CSUN	73 63
10	H	Iowa	82 91	32	A	South Dakota St.	71 80	74	A	Nebraska	83 77	171	A	Bradley	92 63
13	A	Iowa St.	81 86					77	A	UNI	88 64	182	A	Illinois St.	82 64
16	N	Rutgers	69 59									226	H	Loyola Chicago	69 60
18	N	South Carolina	90 85									241	A	Western Ill.	98 71
												309	H	Valparaiso	84 53
-----															
LAST 12 Division I GAMES:															
226	H	Loyola Chicago	69 60	18	N	South Carolina	90 85								
182	A	Illinois St.	82 64	1	N	Notre Dame	64 82								
171	A	Bradley	92 63	77	A	UNI	88 64								
10	H	Iowa	82 91	309	H	Valparaiso	84 53								
13	A	Iowa St.	81 86	67	A	Creighton	85 69								
32	A	South Dakota St.	71 80	16	N	Rutgers	69 59								

Non-Div I Games: Clarke 91 43

Drake

Average RPI Win: 231

Average RPI Loss: 79

WON-LOST  
RECORDWINNING  
PCT. RANKLAST 10  
GAMESSTRENGTH OF  
SCHEDULEOPP. STRENGTH  
OF SCHEDULETEAM  
RPIADJ.  
RPICONF.  
RPIADJ CONF.  
RPIDIV. I ONLY  
DIV. I NON-CONF.

11- 5

78

6-4

155

228

123

123

10

10

8- 3

72

1- 0

217

268

121

121

13

13

TOTALS

RPI 1-25

RPI 26-50

W-L RECORDS

RPI 51-100

RPI 101-150

RPI 150+

11- 5

0- 0

0- 0

OVERALL

2- 4

0- 1

9- 0

3- 4

0- 0

0- 0

HOME

1- 3

0- 1

2- 0

7- 0

0- 0

0- 0

AWAY

1- 0

0- 0

6- 0

1- 1

0- 0

0- 0

NEUTRAL

0- 1

0- 0

1- 0

8- 3

0- 0

0- 0

NON-CONFERENCE

1- 3

0- 0

7- 0

3- 2

0- 0

0- 0

HOME

1- 2

0- 0

2- 0

4- 0

0- 0

0- 0

AWAY

0- 0

0- 0

4- 0

1- 1

0- 0

0- 0

NEUTRAL

0- 1

0- 0

1- 0

3- 2

0- 0

0- 0

CONFERENCE

1- 1

0- 1

2- 0

0- 2

0- 0

0- 0

HOME

0- 1

0- 1

0- 0

3- 0

0- 0

0- 0

AWAY

1- 0

0- 0

2- 0

0- 0

0- 0

0- 0

NEUTRAL

0- 0

0- 0

0- 0

RPI 1-25

RPI S Opponent Score

RPI 26-50

RPI S Opponent Score



RPI 51-100


RPI S Opponent Score


RPI 101+



Team's RPI: 123


RPI S Opponent Score



55  James Madison 35  51



57  Northeastern 61 59


61  Bucknell 64 42


64  Quinnipiac 52  56


82 N Wright St. 63  71

94  Penn 39  55


102  Towson 54  55


191  Delaware 57 40


251  Gardner-Webb 65 48


261  Hofstra 61 49


263 N Siena 51 39

269  Vermont 60 44



278  Richmond 58 35



279  La Salle 58 43


288  Saint Joseph's 51 34



340  Manhattan 53 39


LAST 12 Division I GAMES:


55  James Madison 35  51


102  Towson 54  55


278  Richmond 58 35


94  Penn 39  55


251  Gardner-Webb 65 48


82 N Wright St. 63  71

269  Vermont 60 44

261  Hofstra 61 49

57  Northeastern 61 59

191  Delaware 57 40

340  Manhattan 53 39

279  La Salle 58 43

D  
r  
e  
x  
e  
lD  
r  
e  
x  
e  
l

Non-Div I Games:

Drexel



Average RPI Win:	158	WON-LOST	WINNING	LAST 10	STRENGTH OF	OPP. STRENGTH	TEAM	ADJ.	CONF.	ADJ CONF.
Average RPI Loss:	41	RECORD	PCT. RANK	GAMES	SCHEDULE	OF SCHEDULE	RPI	RPI	RPI	RPI
DIV. I ONLY	8- 9	188	4-6	8	46	50	50	1	1	
DIV. I NON-CONF.	8- 4	91	0- 1	50	68	42	42	1	1	
-----										
TOTALS	RPI 1-25	RPI 26-50	W-L RECORDS	RPI 51-100	RPI 101-150	RPI 150+				
8- 9	0- 3	0- 4	OVERALL	2- 1	1- 1	5- 0				
5- 2	0- 1	0- 1	HOME	1- 0	1- 0	3- 0				
2- 5	0- 2	0- 2	AWAY	1- 1	0- 0	1- 0				
1- 2	0- 0	0- 1	NEUTRAL	0- 0	0- 1	1- 0				
8- 4	0- 0	0- 2	NON-CONFERENCE	2- 1	1- 1	5- 0				
5- 0	0- 0	0- 0	HOME	1- 0	1- 0	3- 0				
2- 2	0- 0	0- 1	AWAY	1- 1	0- 0	1- 0				
1- 2	0- 0	0- 1	NEUTRAL	0- 0	0- 1	1- 0				
0- 5	0- 3	0- 2	CONFERENCE	0- 0	0- 0	0- 0				
0- 2	0- 1	0- 1	HOME	0- 0	0- 0	0- 0				
0- 3	0- 2	0- 1	AWAY	0- 0	0- 0	0- 0				
0- 0	0- 0	0- 0	NEUTRAL	0- 0	0- 0	0- 0				

RPI	S	Opponent	Score	RPI	S	Opponent	Score	RPI	S	Opponent	Score	RPI	S	Opponent	Score
5	H	Louisville	51 73	27	H	Miami (FL)	50 58	65	A	Maine	66 63	111	N	Washington	64 71
6	A	NC State	51 63	36	N	Missouri	54 62	80	A	Northwestern	58 84	135	H	Marist	64 56
23	A	Florida St.	62 66	37	A	Georgia Tech	64 70	96	H	FGCU	57 41	162	A	Wisconsin	60 53
				40	A	Oregon St.	57 71					176	N	Ball St.	79 62
												190	H	Elon	81 64
												216	H	UNLV	66 38
												221	H	East Carolina	83 66
-----															
Team's RPI: 50															
LAST 12 Division I GAMES:															
37	A	Georgia Tech	64 70	36	N	Missouri	54 62	176	N	Ball St.	79 62	23	A	Florida St.	62 66
5	H	Louisville	51 73	27	H	Miami (FL)	50 58	216	H	UNLV	66 38				
6	A	NC State	51 63					135	H	Marist	64 56				
96	H	FGCU	57 41												
221	H	East Carolina	83 66												
40	A	Oregon St.	57 71												

Non-Div I Games:

Duke

D  
u  
q  
u  
e  
s  
n  
e

Duquesne				Through Games Of Jan. 23, 2019							
Average RPI	Win:	223	WON-LOST	WINNING	LAST 10	STRENGTH OF	OPP. STRENGTH	TEAM	ADJ.	CONF.	ADJ CONF.
Average RPI	Loss:	86	RECORD	PCT. RANK	GAMES	SCHEDULE	OF SCHEDULE	RPI	RPI	RPI	RPI
DIV. I ONLY			11- 8	128	6-4	213	76	150	150	17	17
DIV. I NON-CONF.			6- 7	172	0- 0	115	28	138	138	17	17
-----											
TOTALS		RPI 1-25	RPI 26-50		W-L RECORDS		RPI 51-100	RPI 101-150		RPI 150+	
11- 8		0- 3	0- 0		OVERALL		1- 3	1- 1		9- 1	
5- 3		0- 1	0- 0		HOME		0- 1	0- 1		5- 0	
6- 3		0- 1	0- 0		AWAY		1- 2	1- 0		4- 0	
0- 2		0- 1	0- 0		NEUTRAL		0- 0	0- 0		0- 1	
6- 7		0- 3	0- 0		NON-CONFERENCE		1- 3	1- 0		4- 1	
3- 2		0- 1	0- 0		HOME		0- 1	0- 0		3- 0	
3- 3		0- 1	0- 0		AWAY		1- 2	1- 0		1- 0	
0- 2		0- 1	0- 0		NEUTRAL		0- 0	0- 0		0- 1	
5- 1		0- 0	0- 0		CONFERENCE		0- 0	0- 1		5- 0	
2- 1		0- 0	0- 0		HOME		0- 0	0- 1		2- 0	
3- 0		0- 0	0- 0		AWAY		0- 0	0- 0		3- 0	
0- 0		0- 0	0- 0		NEUTRAL		0- 0	0- 0		0- 0	

RPI 1-25				RPI 26-50				RPI 51-100				RPI 101+ Team's RPI: 150			
RPI	S	Opponent	Score	RPI	S	Opponent	Score	RPI	S	Opponent	Score	RPI	S	Opponent	Score
9	N	Syracuse	71 87					63	A	TCU	48 61	116	A	Penn St.	64 58
17	H	UCF	63 71					79	A	Tol edo	52 65	142	H	Davi dson	47 62
20	A	Texas	41 78					89	H	Pi ttsburgh	58 66	199	A	George Mason	60 57
								91	A	Kent St.	77 72	231	H	Temple	54 53
												235	H	Mt. St. Mary' s	73 64
												236	H	ETSU	66 58
												246	A	St. Bonaventure	60 54
												257	A	Saint Francis (PA)	93 73
												265	N	Liberty	51 55
												278	H	Ri chmond	80 54
												279	A	La Salle	66 62
												288	H	Saint Joseph' s	81 73
-----															
LAST 12 Division I GAMES:															
142	H	Davi dson	47 62	279	A	La Salle	66 62								
246	A	St. Bonaventure	60 54	278	H	Ri chmond	80 54								
231	H	Temple	54 53	288	H	Saint Joseph' s	81 73								
89	H	Pi ttsburgh	58 66	199	A	George Mason	60 57								
265	N	Liberty	51 55	236	H	ETSU	66 58								
9	N	Syracuse	71 87	17	H	UCF	63 71								

Non-Di v I Games:

Duquesne

D  
u  
q  
u  
e  
s  
n  
e

**E  
T  
S  
U**

**ETSU**

ETSU

Average RPI Win:	274	WON-LOST	WINNING	LAST 10	STRENGTH OF	OPP. STRENGTH	TEAM	ADJ.	CONF.	ADJ CONF.
Average RPI Loss:	118	RECORD	PCT. RANK	GAMES	SCHEDULE	OF SCHEDULE	RPI	RPI	RPI	RPI
DIV. I ONLY	10- 8	142	4-6	269	225	221	221	9	9	
DIV. I NON-CONF.	9- 4	85	0- 0	327	267	210	210	9	9	
-----										
TOTALS	RPI 1-25	RPI 26-50	W-L RECORDS	RPI 51-100	RPI 101-150	RPI 150+				
10- 8	0- 1	0- 1	OVERALL	0- 1	1- 3	9- 2				
8- 3	0- 1	0- 0	HOME	0- 0	1- 2	7- 0				
0- 5	0- 0	0- 1	AWAY	0- 1	0- 1	0- 2				
2- 0	0- 0	0- 0	NEUTRAL	0- 0	0- 0	2- 0				
9- 4	0- 0	0- 1	NON-CONFERENCE	0- 0	1- 2	8- 1				
7- 1	0- 0	0- 0	HOME	0- 0	1- 1	6- 0				
0- 3	0- 0	0- 1	AWAY	0- 0	0- 1	0- 1				
2- 0	0- 0	0- 0	NEUTRAL	0- 0	0- 0	2- 0				
1- 4	0- 1	0- 0	CONFERENCE	0- 1	0- 1	1- 1				
1- 2	0- 1	0- 0	HOME	0- 0	0- 1	1- 0				
0- 2	0- 0	0- 0	AWAY	0- 1	0- 0	0- 1				
0- 0	0- 0	0- 0	NEUTRAL	0- 0	0- 0	0- 0				

RPI 1-25				RPI 26-50				RPI 51-100				RPI 101+				Team's RPI: 221
RPI	S	Opponent	Score	RPI	S	Opponent	Score	RPI	S	Opponent	Score	RPI	S	Opponent	Score	
17	H	UCF	58 61	50	A	Duke	66 83	87	A	Tulane	57 68	114	H	Wake Forest	70 61	
												120	H	UNCW	68 71	
												130	H	Tulsa	55 75	
												149	A	William & Mary	43 63	
												168	A	Charlotte	46 52	
												219	H	UMES	84 69	
												225	A	Memphis	46 58	
												247	H	Monmouth	73 67	
												265	H	Liberty	66 63	
												271	H	Wichita St.	78 56	
												289	H	Kennesaw St.	68 56	
												310	N	South Carolina St.	71 63	
												338	H	Grand Canyon	59 47	
												341	H	USC Upstate	63 53	
												346	N	Longwood	61 52	
LAST 12 Division I GAMES:																
87	A	Tulane	57 68	17	H	UCF	58 61	225	A	Memphis	46 58	130	H	Tulsa	55 75	
120	H	UNCW	68 71	271	H	Wichita St.	78 56	265	H	Liberty	66 63	168	A	Charlotte	46 52	
50	A	Duke	66 83	247	H	Monmouth	73 67	219	H	UMES	84 69	149	A	William & Mary	43 63	
310	N	South Carolina St.	71 63	289	H	Kennesaw St.	68 56	341	H	USC Upstate	63 53	120	H	UNCW	68 71	
346	N	Longwood	61 52	346	N	Longwood	61 52					114	H	Wake Forest	70 61	
341	H	USC Upstate	63 53									130	H	Tulsa	55 75	

Non-Div I Games:

East Carolina

Average RPI Win:	232	WON-LOST	WINNING	LAST 10	STRENGTH OF	OPP. STRENGTH	TEAM	ADJ.	CONF.	ADJ CONF.
Average RPI Loss:	177	RECORD	PCT. RANK	GAMES	SCHEDULE	OF SCHEDULE	RPI	RPI	RPI	RPI
DIV. I ONLY	5- 9	248	4-6	176	318	254	254	22	22	
DIV. I NON-CONF.	3- 5	227	0- 0	199	261	221	221	20	20	
-----										
TOTALS	RPI 1-25	RPI 26-50	W-L RECORDS	RPI 51-100	RPI 101-150	RPI 150+				
5- 9	0- 1	0- 0	OVERALL	0- 0	1- 2	4- 6				
4- 2	0- 0	0- 0	HOME	0- 0	1- 0	3- 2				
0- 7	0- 1	0- 0	AWAY	0- 0	0- 2	0- 4				
1- 0	0- 0	0- 0	NEUTRAL	0- 0	0- 0	1- 0				
3- 5	0- 1	0- 0	NON-CONFERENCE	0- 0	0- 1	3- 3				
2- 0	0- 0	0- 0	HOME	0- 0	0- 0	2- 0				
0- 5	0- 1	0- 0	AWAY	0- 0	0- 1	0- 3				
1- 0	0- 0	0- 0	NEUTRAL	0- 0	0- 0	1- 0				
2- 4	0- 0	0- 0	CONFERENCE	0- 0	1- 1	1- 3				
2- 2	0- 0	0- 0	HOME	0- 0	1- 0	1- 2				
0- 2	0- 0	0- 0	AWAY	0- 0	0- 1	0- 1				
0- 0	0- 0	0- 0	NEUTRAL	0- 0	0- 0	0- 0				

RPI 1-25				RPI 26-50				RPI 51-100				RPI 101+ Team's RPI: 254			
RPI	S	Opponent	Score	RPI	S	Opponent	Score	RPI	S	Opponent	Score	RPI	S	Opponent	Score
21	A	Butler	37 72									104	A	Tennessee Tech	88 99
												113	A	Northern Ill.	59 78
												143	H	UT Martin	77 71
												156	H	Indiana St.	63 39
												165	A	Southern Ill.	59 73
												171	A	Bradley	64 67
												195	A	Jacksonville St.	49 78
												201	H	SIUE	56 65
												241	N	Western Ill.	64 62
												284	H	Murray St.	75 67
												309	A	Valparaiso	60 62
												315	H	Austin Peay	60 73
												337	H	Purdue Fort Wayne	72 63
LAST 12 Division I GAMES:															
201	H	SIUE	56 65	315	H	Austin Peay	60 73								
143	H	UT Martin	77 71	284	H	Murray St.	75 67								
156	H	Indiana St.	63 39	104	A	Tennessee Tech	88 99								
113	A	Northern Ill.	59 78	195	A	Jacksonville St.	49 78								
165	A	Southern Ill.	59 73	309	A	Valparaiso	60 62								
241	N	Western Ill.	64 62	171	A	Bradley	64 67								

Non-Div I Games: Lincoln Christian 97 34 Eureka 104 48 Oakland City 102 43

Eastern III.

Average RPI Win:	0	WON-LOST	WINNING	LAST 10	STRENGTH OF	OPP. STRENGTH	TEAM	ADJ.	CONF.	ADJ CONF.
Average RPI Loss:	169	RECORD	PCT. RANK	GAMES	SCHEDULE	OF SCHEDULE	RPI	RPI	RPI	RPI
DIV. I ONLY	0- 15	350	2-8	112	285	323	323	22	22	
DIV. I NON-CONF.	0- 9	336	0- 1	19	300	263	263	20	20	
-----										
TOTALS	RPI 1-25	RPI 26-50	W-L RECORDS	RPI 51-100	RPI 101-150	RPI 150+				
0- 15	0- 1	0- 1	OVERALL	0- 4	0- 1	0- 8				
0- 4	0- 0	0- 0	HOME	0- 0	0- 1	0- 3				
0- 9	0- 0	0- 1	AWAY	0- 3	0- 0	0- 5				
0- 2	0- 1	0- 0	NEUTRAL	0- 1	0- 0	0- 0				
0- 9	0- 1	0- 1	NON-CONFERENCE	0- 3	0- 0	0- 4				
0- 2	0- 0	0- 0	HOME	0- 0	0- 0	0- 2				
0- 5	0- 0	0- 1	AWAY	0- 2	0- 0	0- 2				
0- 2	0- 1	0- 0	NEUTRAL	0- 1	0- 0	0- 0				
0- 6	0- 0	0- 0	CONFERENCE	0- 1	0- 1	0- 4				
0- 2	0- 0	0- 0	HOME	0- 0	0- 1	0- 1				
0- 4	0- 0	0- 0	AWAY	0- 1	0- 0	0- 3				
0- 0	0- 0	0- 0	NEUTRAL	0- 0	0- 0	0- 0				

RPI 1-25				RPI 26-50				RPI 51-100				RPI 101+ Team's RPI: 323			
RPI	S	Opponent	Score	RPI	S	Opponent	Score	RPI	S	Opponent	Score	RPI	S	Opponent	Score
23	N	Florida St.	45 62	34	A	Ohio	60 100	72	A	Belmont	43 69	143	H	UT Martin	61 87
								88	A	Miami (OH)	44 60	179	A	Akron	54 63
								93	A	West Virginia	29 78	198	H	Saint Louis	43 70
								93	N	West Virginia	39 81	199	H	George Mason	75 91
												220	H	Southeast Mo. St.	42 52
												284	A	Murray St.	63 81
												290	A	Western Mich.	53 64
												301	A	Tennessee St.	38 60
												315	A	Austin Peay	65 100
-----															
LAST 12 Division I GAMES:															
301	A	Tennessee St.	38 60	93	N	West Virginia	39 81	220	H	Southeast Mo. St.	42 52	143	H	UT Martin	61 87
284	A	Murray St.	63 81	72	A	Belmont	43 69	290	A	Western Mich.	53 64	301	A	Tennessee St.	38 60
315	A	Austin Peay	65 100	23	N	Florida St.	45 62								
93	A	West Virginia	29 78												
199	H	George Mason	75 91												
179	A	Akron	54 63												

Non-Div I Games: Brescia 70 41 Ky. Christian 90 35

Eastern Ky.

Average RPI Win:	278	WON-LOST	WINNING	LAST 10	STRENGTH OF	OPP. STRENGTH	TEAM	ADJ.	CONF.	ADJ CONF.
Average RPI Loss:	97	RECORD	PCT. RANK	GAMES	SCHEDULE	OF SCHEDULE	RPI	RPI	RPI	RPI
DIV. I ONLY	9- 7	133	5-5	246	215	185	185	8	8	
DIV. I NON-CONF.	6- 4	125	0- 0	338	231	248	248	8	8	
-----										
TOTALS	RPI 1-25	RPI 26-50	W-L RECORDS	RPI 51-100	RPI 101-150	RPI 150+				
9- 7	0- 2	0- 2	OVERALL	0- 1	0- 0	9- 2				
6- 1	0- 0	0- 1	HOME	0- 0	0- 0	6- 0				
3- 3	0- 0	0- 1	AWAY	0- 1	0- 0	3- 1				
0- 3	0- 2	0- 0	NEUTRAL	0- 0	0- 0	0- 1				
6- 4	0- 2	0- 0	NON-CONFERENCE	0- 0	0- 0	6- 2				
4- 0	0- 0	0- 0	HOME	0- 0	0- 0	4- 0				
2- 1	0- 0	0- 0	AWAY	0- 0	0- 0	2- 1				
0- 3	0- 2	0- 0	NEUTRAL	0- 0	0- 0	0- 1				
3- 3	0- 0	0- 2	CONFERENCE	0- 1	0- 0	3- 0				
2- 1	0- 0	0- 1	HOME	0- 0	0- 0	2- 0				
1- 2	0- 0	0- 1	AWAY	0- 1	0- 0	1- 0				
0- 0	0- 0	0- 0	NEUTRAL	0- 0	0- 0	0- 0				

RPI 1-25				RPI 26-50				RPI 51-100				RPI 101+ Team's RPI: 185			
RPI	S	Opponent	Score	RPI	S	Opponent	Score	RPI	S	Opponent	Score	RPI	S	Opponent	Score
13	N	Iowa St.	59 85	33	H	Buffalo	84 91	91	A	Kent St.	64 71	166	A	Illinois	66 72
21	N	Butler	63 73	34	A	Ohio	44 85					179	A	Akron	72 60
												182	H	Illinois St.	50 41
												234	H	Bowling Green	81 74
												266	H	Cleveland St.	69 63
												290	H	Western Mich.	64 61
												322	N	UNC Greensboro	44 49
												329	H	Detroit Mercy	60 53
												335	H	UIC	52 38
												337	A	Purdue Fort Wayne	87 72
												346	A	Longwood	64 45
LAST 12 Division I GAMES:															
				33	H	Buffalo	84 91					234	H	Bowling Green	81 74
				91	A	Kent St.	64 71					34	A	Ohio	44 85
				21	N	Butler	63 73					179	A	Akron	72 60
				322	N	UNC Greensboro	44 49					290	H	Western Mich.	64 61
				346	A	Longwood	64 45					329	H	Detroit Mercy	60 53
				337	A	Purdue Fort Wayne	87 72					166	A	Illinois	66 72

Non-Div I Games: Northwood 53 39

Eastern Mich.

Average RPI Win: 199		WON-LOST RECORD	WINNING PCT. RANK	LAST 10 GAMES	STRENGTH OF SCHEDULE	OPP. STRENGTH OF SCHEDULE	TEAM RPI	ADJ. RPI	CONF. RPI	ADJ CONF. RPI
DIV. I ONLY		3- 11	305	3-7	34	161	174	174	15	15
DIV. I NON-CONF.		0- 8	336	0- 0	7	166	218	218	12	12
TOTALS		RPI 1-25	RPI 26-50	W-L RECORDS		RPI 51-100	RPI 101-150	RPI 150+		
3- 11	0- 2		0- 2	OVERALL		0- 1	2- 4	1- 2		
0- 4	0- 1		0- 1	HOME		0- 0	0- 2	0- 0		
3- 5	0- 1		0- 0	AWAY		0- 1	2- 2	1- 1		
0- 2	0- 0		0- 1	NEUTRAL		0- 0	0- 0	0- 1		
0- 8	0- 2		0- 2	NON-CONFERENCE		0- 1	0- 1	0- 2		
0- 3	0- 1		0- 1	HOME		0- 0	0- 1	0- 0		
0- 3	0- 1		0- 0	AWAY		0- 1	0- 0	0- 1		
0- 2	0- 0		0- 1	NEUTRAL		0- 0	0- 0	0- 1		
3- 3	0- 0		0- 0	CONFERENCE		0- 0	2- 3	1- 0		
0- 1	0- 0		0- 0	HOME		0- 0	0- 1	0- 0		
3- 2	0- 0		0- 0	AWAY		0- 0	2- 2	1- 0		
0- 0	0- 0		0- 0	NEUTRAL		0- 0	0- 0	0- 0		

RPI 1-25					RPI 26-50					RPI 51-100					RPI 101+					Team's RPI: 174	
RPI	S	Opponent	Score		RPI	S	Opponent	Score		RPI	S	Opponent	Score		RPI	S	Opponent	Score			
11	H	Gonzaga	51	63	40	N	Oregon St.	45	93	62	A	Boise St.	55	67	112	H	Northern Colo.	62	67		
19	A	BYU	65	80	41	H	Utah	51	95						118	A	Idaho St.	48	63		
															122	H	Fresno St.	58	68		
															129	A	Idaho	68	84		
															146	A	Montana	68	62		
															148	A	Montana St.	89	87		
															187	N	UC Riverside	45	57		
															304	A	Weber St.	64	58		
															307	A	Cal Poly	55	59		
LAST 12 Division I GAMES:																					
					118	A	Idaho St.	48	63	148	A	Montana St.	89	87							
					304	A	Weber St.	64	58	146	A	Montana	68	62							
					187	N	UC Riverside	45	57	112	H	Northern Colo.	62	67							
					40	N	Oregon St.	45	93	129	A	Idaho	68	84							
					62	A	Boise St.	55	67	307	A	Cal Poly	55	59							
					122	H	Fresno St.	58	68	41	H	Utah	51	95							

Non-Div I Games:	Eastern Ore.	66	45
------------------	--------------	----	----

Eastern Wash.

Loss, Non-Conf, S Site, H Home A Away N Neutral



El on				Through Games Of Jan. 23, 2019							
Average RPI Wi n:		252	WON-LOST	WINNING	LAST 10	STRENGTH OF	OPP. STRENGTH	TEAM	ADJ.	CONF.	ADJ CONF.
Average RPI Loss:		110	RECORD	PCT. RANK	GAMES	SCHEDULE	OF SCHEDULE	RPI	RPI	RPI	RPI
DIV. I ONLY		6- 9	229	5-5	137	216	190	190	10	10	
DIV. I NON-CONF.		4- 6	212	0- 0	136	225	200	200	13	13	
<hr/>											
TOTALS		RPI 1-25	RPI 26-50		W-L RECORDS		RPI 51-100		RPI 101-150		RPI 150+
6- 9		0- 0	0- 3		OVERALL		0- 1		1- 4		5- 1
3- 4		0- 0	0- 2		HOME		0- 0		1- 2		2- 0
3- 5		0- 0	0- 1		AWAY		0- 1		0- 2		3- 1
0- 0		0- 0	0- 0		NEUTRAL		0- 0		0- 0		0- 0
4- 6		0- 0	0- 3		NON-CONFERENCE		0- 0		1- 2		3- 1
2- 3		0- 0	0- 2		HOME		0- 0		1- 1		1- 0
2- 3		0- 0	0- 1		AWAY		0- 0		0- 1		2- 1
0- 0		0- 0	0- 0		NEUTRAL		0- 0		0- 0		0- 0
2- 3		0- 0	0- 0		CONFERENCE		0- 1		0- 2		2- 0
1- 1		0- 0	0- 0		HOME		0- 0		0- 1		1- 0
1- 2		0- 0	0- 0		AWAY		0- 1		0- 1		1- 0
0- 0		0- 0	0- 0		NEUTRAL		0- 0		0- 0		0- 0

RPI 1-25				RPI 26-50				RPI 51-100				RPI 101+ Team's RPI: 190			
RPI	S	Opponent	Score	RPI	S	Opponent	Score	RPI	S	Opponent	Score	RPI	S	Opponent	Score
				47	H	North Carolina	69 100	57	A	Northeastern	71 79	106	A	Appalachian St.	62 65
				49	H	Auburn	44 96					120	H	UNCW	70 75
				50	A	Duke	64 81					135	H	Marist	57 61
												142	H	Davidson	73 72
												149	A	William & Mary	60 65
												192	A	Hampton	77 62
												261	A	Hofstra	77 64
												274	H	N. C. A&T	73 64
												275	A	Winthrop	57 58
												293	H	Col. of Charleston	76 68
												348	A	N. C. Central	83 54
<hr/>															
LAST 12 Division I GAMES:															
				57	A	Northeastern	71 79	149	A	William & Mary	60 65				
				49	H	Auburn	44 96	120	H	UNCW	70 75				
				274	H	N. C. A&T	73 64	293	H	Col. of Charleston	76 68				
				275	A	Winthrop	57 58	261	A	Hofstra	77 64				
				142	H	Davidson	73 72	135	H	Marist	57 61				
				192	A	Hampton	77 62	106	A	Appalachian St.	62 65				

Non-Div I Games: Chowan 88 74

Elon

Average RPI Win:	329	WON-LOST	WINNING	LAST 10	STRENGTH OF	OPP. STRENGTH	TEAM	ADJ.	CONF.	ADJ CONF.
Average RPI Loss:	213	RECORD	PCT. RANK	GAMES	SCHEDULE	OF SCHEDULE	RPI	RPI	RPI	RPI
DIV. I ONLY	2- 15	335	1-9	314	329	344	344	12	12	
DIV. I NON-CONF.	2- 9	297	0- 0	341	337	348	348	14	14	
-----										
TOTALS	RPI 1-25	RPI 26-50	W-L RECORDS	RPI 51-100	RPI 101-150	RPI 150+				
2- 15	0- 0	0- 0	OVERALL	0- 1	0- 1	2- 13				
1- 6	0- 0	0- 0	HOME	0- 0	0- 0	1- 6				
1- 9	0- 0	0- 0	AWAY	0- 1	0- 1	1- 7				
0- 0	0- 0	0- 0	NEUTRAL	0- 0	0- 0	0- 0				
2- 9	0- 0	0- 0	NON-CONFERENCE	0- 0	0- 1	2- 8				
1- 4	0- 0	0- 0	HOME	0- 0	0- 0	1- 4				
1- 5	0- 0	0- 0	AWAY	0- 0	0- 1	1- 4				
0- 0	0- 0	0- 0	NEUTRAL	0- 0	0- 0	0- 0				
0- 6	0- 0	0- 0	CONFERENCE	0- 1	0- 0	0- 5				
0- 2	0- 0	0- 0	HOME	0- 0	0- 0	0- 2				
0- 4	0- 0	0- 0	AWAY	0- 1	0- 0	0- 3				
0- 0	0- 0	0- 0	NEUTRAL	0- 0	0- 0	0- 0				

RPI 1-25	RPI 26-50	RPI 51-100	RPI 101+	Team's RPI: 344
RPI S Opponent Score	RPI S Opponent Score	RPI S Opponent Score	RPI S Opponent Score	
		90 A Missouri St. 66 88	110 A Dayton 30 69	
			161 A Morehead St. 63 85	
			162 A Wisconsin 60 96	
			165 A Southern Ill. 47 67	
			171 H Bradley 68 75	
			182 H Illinois St. 61 72	
			201 H SIUE 45 54	
			220 H Southeast Mo. St. 50 54	
			226 A Loyola Chicago 56 61	
			242 A Marshall 65 72	
			284 A Murray St. 53 81	
			309 A Valparaiso 49 93	
			315 H Austin Peay 56 52	
			335 H UIC 54 62	
			337 H Purdue Fort Wayne 66 72	
			343 A Chicago St. 67 58	
LAST 12 Division I GAMES:				
90 A Missouri St. 66 88	309 A Valparaiso 49 93			
165 A Southern Ill. 47 67	226 A Loyola Chicago 56 61			
162 A Wisconsin 60 96	182 H Illinois St. 61 72			
315 H Austin Peay 56 52	171 H Bradley 68 75			
110 A Dayton 30 69	335 H UIC 54 62			
220 H Southeast Mo. St. 50 54	161 A Morehead St. 63 85			

Non-Div I Games:

Average RPI Win:	240	WON-LOST	WINNING	LAST 10	STRENGTH OF	OPP. STRENGTH	TEAM	ADJ.	CONF.	ADJ CONF.
Average RPI Loss:	60	RECORD	PCT. RANK	GAMES	SCHEDULE	OF SCHEDULE	RPI	RPI	RPI	RPI
DIV. I ONLY	12- 4	45	8-2	228	165	96	96	25	25	
DIV. I NON-CONF.	7- 4	109	0- 0	162	75	103	103	27	27	
-----										
TOTALS	RPI 1-25	RPI 26-50	W-L RECORDS	RPI 51-100	RPI 101-150	RPI 150+				
12- 4	0- 1	0- 2	OVERALL	0- 0	2- 0	10- 1				
6- 1	0- 0	0- 0	HOME	0- 0	1- 0	5- 1				
5- 2	0- 0	0- 2	AWAY	0- 0	0- 0	5- 0				
1- 1	0- 1	0- 0	NEUTRAL	0- 0	1- 0	0- 0				
7- 4	0- 1	0- 2	NON-CONFERENCE	0- 0	2- 0	5- 1				
4- 1	0- 0	0- 0	HOME	0- 0	1- 0	3- 1				
2- 2	0- 0	0- 2	AWAY	0- 0	0- 0	2- 0				
1- 1	0- 1	0- 0	NEUTRAL	0- 0	1- 0	0- 0				
5- 0	0- 0	0- 0	CONFERENCE	0- 0	0- 0	5- 0				
2- 0	0- 0	0- 0	HOME	0- 0	0- 0	2- 0				
3- 0	0- 0	0- 0	AWAY	0- 0	0- 0	3- 0				
0- 0	0- 0	0- 0	NEUTRAL	0- 0	0- 0	0- 0				

RPI 1-25				RPI 26-50				RPI 51-100				Team's RPI : 96				RPI 101+			
RPI	S	Opponent	Score	RPI	S	Opponent	Score	RPI	S	Opponent	Score	RPI	S	Opponent	Score	RPI	S	Opponent	Score
4	N	Stanford	65 88	32	A	South Dakota St.	62 80					115	N	American	90 71				
				50	A	Duke	41 57					119	H	Houston	76 71				
												154	H	UAB	60 62				
												157	A	North Ala.	68 52				
												172	H	Abilene Christian	81 65				
												257	A	Saint Francis (PA)	83 69				
												265	H	Liberty	68 50				
												268	A	Hawaii	73 67				
												289	A	Kennesaw St.	69 46				
												297	A	North Florida	105 66				
												306	H	Coppin St.	93 61				
												313	H	FIU	100 58				
												326	H	Lipscomb	82 40				
LAST 12 Division I GAMES:																			
265	H	Liberty	68 50	326	H	Lipscomb	82 40												
50	A	Duke	41 57	289	A	Kennesaw St.	69 46												
154	H	UAB	60 62	297	A	North Florida	105 66												
306	H	Coppin St.	93 61	157	A	North Ala.	68 52												
172	H	Abilene Christian	81 65	119	H	Houston	76 71												
257	A	Saint Francis (PA)	83 69	115	N	American	90 71												

Non-Div I Games: Fla. Memorial 99 68 Johnson &amp; Wales (FL) 109 64

FGCU

Average RPI Win:	338	WON-LOST	WINNING	LAST 10	STRENGTH OF	OPP. STRENGTH	TEAM	ADJ.	CONF.	ADJ CONF.
Average RPI Loss:	164	RECORD	PCT. RANK	GAMES	SCHEDULE	OF SCHEDULE	RPI	RPI	RPI	RPI
DIV. I ONLY	3- 15	319	1-9	119	343	313	313	16	16	
DIV. I NON-CONF.	3- 9	271	0- 1	241	348	332	332	18	18	
-----										
TOTALS	RPI 1-25	RPI 26-50	W-L RECORDS	RPI 51-100	RPI 101-150	RPI 150+				
3- 15	0- 0	0- 1	OVERALL	0- 3	0- 2	3- 9				
3- 10	0- 0	0- 1	HOME	0- 1	0- 2	3- 6				
0- 5	0- 0	0- 0	AWAY	0- 2	0- 0	0- 3				
0- 0	0- 0	0- 0	NEUTRAL	0- 0	0- 0	0- 0				
3- 9	0- 0	0- 1	NON-CONFERENCE	0- 1	0- 1	3- 6				
3- 6	0- 0	0- 1	HOME	0- 0	0- 1	3- 4				
0- 3	0- 0	0- 0	AWAY	0- 1	0- 0	0- 2				
0- 0	0- 0	0- 0	NEUTRAL	0- 0	0- 0	0- 0				
0- 6	0- 0	0- 0	CONFERENCE	0- 2	0- 1	0- 3				
0- 4	0- 0	0- 0	HOME	0- 1	0- 1	0- 2				
0- 2	0- 0	0- 0	AWAY	0- 1	0- 0	0- 1				
0- 0	0- 0	0- 0	NEUTRAL	0- 0	0- 0	0- 0				

RPI	S	Opponent	Score	RPI	S	Opponent	Score	RPI	S	Opponent	Score	RPI	S	Opponent	Score	Team's RPI: 313
27	H	Miami (FL)	43 94	54	A	Old Dominion	68 95	105	H	Western Ky.	82 94	136	H	South Alabama	77 84	
				68	H	Middle Tenn.	43 49	154	H	UAB	59 83	168	A	Charlotte	54 69	
				96	A	FGCU	58 100	178	H	Georgia St.	61 67	196	H	Jacksonville	62 73	
								223	H	Howard	62 89	237	H	Campbell	54 59	
								242	H	Marshall	58 86	277	A	Bethune-Cookman	57 68	
								297	A	North Florida	53 62	318	H	Morgan St.	59 50	
								345	H	Florida A&M	77 54	350	H	Alcorn	75 40	
-----																
LAST 12 Division I GAMES:																
54	A	Old Dominion	68 95	136	H	South Alabama	77 84	237	H	Campbell	54 59	242	H	Marshall	58 86	
168	A	Charlotte	54 69	105	H	Western Ky.	82 94	223	H	Howard	62 89	297	A	North Florida	53 62	
154	H	UAB	59 83	68	H	Middle Tenn.	43 49	277	A	Bethune-Cookman	57 68					
68	H	Middle Tenn.	43 49	196	H	Jacksonville	62 73									
196	H	Jacksonville	62 73	350	H	Alcorn	75 40									

Non-Div I Games: Palm Beach Atl. 63 66

FIU

FairfieldFairfield

Fairfield



Average RPI Win:	290	WON-LOST	WINNING	LAST 10	STRENGTH OF	OPP. STRENGTH	TEAM	ADJ.	CONF.	ADJ CONF.
Average RPI Loss:	160	RECORD	PCT. RANK	GAMES	SCHEDULE	OF SCHEDULE	RPI	RPI	RPI	RPI
DIV. I ONLY	3- 16	323	0-10	100	305	283	283	16	16	
DIV. I NON-CONF.	3- 10	278	0- 1	179	322	299	299	18	18	
-----										
TOTALS	RPI 1-25	RPI 26-50	W-L RECORDS	RPI 51-100	RPI 101-150	RPI 150+				
3- 16	0- 0	0- 1	OVERALL	0- 4	0- 1	3- 10				
2- 10	0- 0	0- 0	HOME	0- 1	0- 1	2- 8				
1- 6	0- 0	0- 1	AWAY	0- 3	0- 0	1- 2				
0- 0	0- 0	0- 0	NEUTRAL	0- 0	0- 0	0- 0				
3- 10	0- 0	0- 1	NON-CONFERENCE	0- 2	0- 0	3- 7				
2- 6	0- 0	0- 0	HOME	0- 0	0- 0	2- 6				
1- 4	0- 0	0- 1	AWAY	0- 2	0- 0	1- 1				
0- 0	0- 0	0- 0	NEUTRAL	0- 0	0- 0	0- 0				
0- 6	0- 0	0- 0	CONFERENCE	0- 2	0- 1	0- 3				
0- 4	0- 0	0- 0	HOME	0- 1	0- 1	0- 2				
0- 2	0- 0	0- 0	AWAY	0- 1	0- 0	0- 1				
0- 0	0- 0	0- 0	NEUTRAL	0- 0	0- 0	0- 0				

RPI 1-25				RPI 26-50				RPI 51-100				RPI 101+ Team's RPI: 283			
RPI	S	Opponent	Score	RPI	S	Opponent	Score	RPI	S	Opponent	Score	RPI	S	Opponent	Score
28	A	Michigan St.	74 89					54	A	Old Dominion	53 87	105	H	Western Ky.	50 81
								68	H	Middle Tenn.	55 74	154	H	UAB	64 89
								87	A	Tulane	45 88	168	A	Charlotte	47 68
								95	A	Little Rock	38 61	171	H	Bradley	59 80
												178	H	Georgia St.	59 75
												192	H	Hampton	68 72
												198	H	Saint Louis	61 93
												242	H	Marshall	67 72
												249	A	Furman	57 73
												263	A	Siena	70 66
												274	H	N. C. A&T	65 67
												278	H	Richmond	69 55
												290	H	Western Mich.	59 69
												328	H	Lafayette	53 49
LAST 12 Division I GAMES:															
168	A	Charlotte	47 68	198	H	Saint Louis	61 93								
54	A	Old Dominion	53 87	171	H	Bradley	59 80								
68	H	Middle Tenn.	55 74	105	H	Western Ky.	50 81								
154	H	UAB	64 89	242	H	Marshall	67 72								
274	H	N. C. A&T	65 67	290	H	Western Mich.	59 69								
28	A	Michigan St.	74 89	249	A	Furman	57 73								

Non-Div I Games:

Fla. Atlantic

Florida				Through Games Of Jan. 23, 2019							
Average RPI	Win:	230	WON-LOST	WINNING	LAST 10	STRENGTH OF	OPP. STRENGTH	TEAM	ADJ.	CONF.	ADJ CONF.
Average RPI	Loss:	104	RECORD	PCT. RANK	GAMES	SCHEDULE	OF SCHEDULE	RPI	RPI	RPI	RPI
DIV. I ONLY		5- 13	281	3-7		66	127	217	217	6	6
DIV. I NON-CONF.		4- 9	252	0- 1		110	213	249	249	6	6
-----											
TOTALS		RPI 1-25		RPI 26-50		W-L RECORDS		RPI 51-100	RPI 101-150		RPI 150+
5- 13		0- 2		1- 3		OVERALL		0- 2	0- 2		4- 4
5- 4		0- 0		1- 1		HOME		0- 2	0- 0		4- 1
0- 8		0- 2		0- 1		AWAY		0- 0	0- 2		0- 3
0- 1		0- 0		0- 1		NEUTRAL		0- 0	0- 0		0- 0
4- 9		0- 1		0- 2		NON-CONFERENCE		0- 2	0- 1		4- 3
4- 3		0- 0		0- 0		HOME		0- 2	0- 0		4- 1
0- 5		0- 1		0- 1		AWAY		0- 0	0- 1		0- 2
0- 1		0- 0		0- 1		NEUTRAL		0- 0	0- 0		0- 0
1- 4		0- 1		1- 1		CONFERENCE		0- 0	0- 1		0- 1
1- 1		0- 0		1- 1		HOME		0- 0	0- 0		0- 0
0- 3		0- 1		0- 0		AWAY		0- 0	0- 1		0- 1
0- 0		0- 0		0- 0		NEUTRAL		0- 0	0- 0		0- 0

RPI 1-25				RPI 26-50				RPI 51-100				RPI 101+ Team's RPI: 217			
RPI	S	Opponent	Score	RPI	S	Opponent	Score	RPI	S	Opponent	Score	RPI	S	Opponent	Score
18	A	South Carolina	40 71	29	A	Indiana	64 83	57	H	Northeastern	66 79	101	A	Ohio St.	41 46
23	A	Florida St.	56 63	36	H	Missouri	58 56	80	H	Northwestern	74 83	117	A	Alabama	67 74
				41	N	Utah	58 74					158	H	Texas Tech	72 67
				49	H	Auburn	56 64					177	A	Mercer	82 92
												193	A	Ole Miss	66 76
												216	A	UNLV	53 56
												251	H	Gardner-Webb	58 60
												277	H	Bethune-Cookman	64 53
												334	H	Charleston So.	70 60
												345	H	Florida A&M	62 38
-----															
LAST 12 Division I GAMES:															
49	H	Auburn	56 64	216	A	UNLV	53 56								
117	A	Alabama	67 74	193	A	Ole Miss	66 76								
334	H	Charleston So.	70 60	36	H	Missouri	58 56								
41	N	Utah	58 74	18	A	South Carolina	40 71								
101	A	Ohio St.	41 46	277	H	Bethune-Cookman	64 53								
345	H	Florida A&M	62 38	158	H	Texas Tech	72 67								

Non-Div I Games:

Florida



Average RPI		W-L	WON-LOST	WINNING	LAST 10	STRENGTH OF	OPP. STRENGTH	TEAM	ADJ.	CONF.	ADJ CONF.
Loss:			RECORD	PCT. RANK	GAMES	SCHEDULE	OF SCHEDULE	RPI	RPI	RPI	RPI
DIV. I ONLY	219		2- 14	331	2-8	308	291	345	345	32	32
DIV. I NON-CONF.	218		1- 10	330	0- 1	263	189	339	339	32	32
TOTALS		RPI 1-25		RPI 26-50	W-L RECORDS		RPI 51-100	RPI 101-150	RPI 150+		
2- 14	0- 0			0- 2	OVERALL		1- 1	0- 0	1- 11		
2- 3	0- 0			0- 0	HOME		1- 0	0- 0	1- 3		
0- 8	0- 0			0- 2	AWAY		0- 0	0- 0	0- 6		
0- 3	0- 0			0- 0	NEUTRAL		0- 1	0- 0	0- 2		
1- 10	0- 0			0- 2	NON-CONFERENCE		1- 1	0- 0	0- 7		
1- 1	0- 0			0- 0	HOME		1- 0	0- 0	0- 1		
0- 6	0- 0			0- 2	AWAY		0- 0	0- 0	0- 4		
0- 3	0- 0			0- 0	NEUTRAL		0- 1	0- 0	0- 2		
1- 4	0- 0			0- 0	CONFERENCE		0- 0	0- 0	1- 4		
1- 2	0- 0			0- 0	HOME		0- 0	0- 0	1- 2		
0- 2	0- 0			0- 0	AWAY		0- 0	0- 0	0- 2		
0- 0	0- 0			0- 0	NEUTRAL		0- 0	0- 0	0- 0		

RPI 1-25				RPI 26-50				RPI 51-100				RPI 101+				Team's RPI: 345	
RPI	S	Opponent	Score	RPI	S	Opponent	Score	RPI	S	Opponent	Score	RPI	S	Opponent	Score		
				27	A	Mi ami (FL)	54 103	87	N	Tul ane	34 78	195	H	Jacksonville St.	31 62		
				45	A	Tennessee	31 96	88	H	Mi ami (OH)	57 56	217	A	Fl ori da	38 62		
												219	H	UMES	36 68		
												223	A	Howard	68 74		
												244	A	Stetson	44 69		
												259	A	Norfol k St.	58 60		
												290	N	Western Mi ch.	50 69		
												297	A	North Fl ori da	53 64		
												298	N	Omaha	50 57		
												313	A	FIU	54 77		
												339	H	Savannah St.	50 54		
												349	H	Del aware St.	57 52		
LAST 12 Division I GAMES:																	
				259	A	Norfol k St.	58 60	298	N	Omaha	50 57						
				223	A	Howard	68 74	349	H	Del aware St.	57 52						
				87	N	Tul ane	34 78	219	H	UMES	36 68						
				27	A	Mi ami (FL)	54 103	339	H	Savannah St.	50 54						
				290	N	Western Mi ch.	50 69	88	H	Mi ami (OH)	57 56						
				244	A	Stetson	44 69	217	A	Fl ori da	38 62						

Non-Div I Games:	Edward Waters	70	64
------------------	---------------	----	----

Florida A&amp;M

■ Loss, ■ Non-Conf, S Site, H Home A Away N Neutral

Average RPI Win:	140	WON-LOST	WINNING	LAST 10	STRENGTH OF	OPP. STRENGTH	TEAM	ADJ.	CONF.	ADJ CONF.
Average RPI Loss:	43	RECORD	PCT. RANK	GAMES	SCHEDULE	OF SCHEDULE	RPI	RPI	RPI	RPI
DIV. I ONLY	16- 2	13	9-1	102	20	23	23	1	1	
DIV. I NON-CONF.	12- 1	10	1- 0	126	65	29	29	1	1	
-----										
TOTALS	RPI 1-25	RPI 26-50	W-L RECORDS	RPI 51-100	RPI 101-150	RPI 150+				
16- 2	1- 0	2- 2	OVERALL	4- 0	2- 0	7- 0				
8- 2	0- 0	1- 2	HOME	2- 0	1- 0	4- 0				
6- 0	0- 0	1- 0	AWAY	2- 0	1- 0	2- 0				
2- 0	1- 0	0- 0	NEUTRAL	0- 0	0- 0	1- 0				
12- 1	1- 0	0- 1	NON-CONFERENCE	2- 0	2- 0	7- 0				
7- 1	0- 0	0- 1	HOME	2- 0	1- 0	4- 0				
3- 0	0- 0	0- 0	AWAY	0- 0	1- 0	2- 0				
2- 0	1- 0	0- 0	NEUTRAL	0- 0	0- 0	1- 0				
4- 1	0- 0	2- 1	CONFERENCE	2- 0	0- 0	0- 0				
1- 1	0- 0	1- 1	HOME	0- 0	0- 0	0- 0				
3- 0	0- 0	1- 0	AWAY	2- 0	0- 0	0- 0				
0- 0	0- 0	0- 0	NEUTRAL	0- 0	0- 0	0- 0				

RPI	S	Opponent	Score	RPI	S	Opponent	Score	RPI	S	Opponent	Score	RPI	S	Opponent	Score
10	N	Iowa	71 67	38	H	Clemson	45 57	67	H	Creighton	71 52	107	A	St. John's (NY)	57 53
				47	A	North Carolina	64 63	78	A	Boston College	91 71	116	H	Penn St.	87 58
				48	H	LSU	45 58	85	H	Troy	103 67	177	A	Mercer	57 56
				50	H	Duke	66 62	98	A	Virginia	63 61	178	H	Georgia St.	79 43
												186	A	Milwaukee	87 62
												196	H	Jacksonville	79 46
												217	H	Florida	63 56
												297	H	North Florida	74 53
												323	N	Eastern Ky.	62 45
-----															
LAST 12 Division I GAMES:															
				47	A	North Carolina	64 63	10	N	Iowa	71 67				
				98	A	Virginia	63 61	50	H	Duke	66 62				
				178	H	Georgia St.	79 43	78	A	Boston College	91 71				
				186	A	Milwaukee	87 62	38	H	Clemson	45 57				
				67	H	Creighton	71 52	177	A	Mercer	57 56				
				107	A	St. John's (NY)	57 53	116	H	Penn St.	87 58				

Non-Div I Games:

Florida St.

Average RPI Win: 209

Average RPI Loss: 87

WON-LOST  
RECORDWINNING  
PCT. RANKLAST 10  
GAMESSTRENGTH OF  
SCHEDULEOPP. STRENGTH  
OF SCHEDULETEAM  
RPIADJ.  
RPICONF.  
RPIADJ CONF.  
RPIDIV. I ONLY  
DIV. I NON-CONF.12- 7  
9- 5100  
1057-3  
1- 0221  
21274  
45137  
114137  
11417  
1717  
17

TOTALS

RPI 1-25

RPI 26-50

W-L RECORDS

RPI 51-100

RPI 101-150

RPI 150+

12- 7

0- 1

0- 0

OVERALL

2- 3

1- 3

9- 0

7- 2

0- 0

0- 0

HOME

2- 0

0- 2

5- 0

3- 4

0- 0

0- 0

AWAY

0- 3

0- 1

3- 0

2- 1

0- 1

0- 0

NEUTRAL

0- 0

1- 0

1- 0

9- 5

0- 1

0- 0

NON-CONFERENCE

2- 3

1- 1

6- 0

6- 1

0- 0

0- 0

HOME

2- 0

0- 1

4- 0

1- 3

0- 0

0- 0

AWAY

0- 3

0- 0

1- 0

2- 1

0- 1

0- 0

NEUTRAL

0- 0

1- 0

1- 0

3- 2

0- 0

0- 0

CONFERENCE

0- 0

0- 2

3- 0

1- 1

0- 0

0- 0

HOME

0- 0

0- 1

1- 0

2- 1

0- 0

0- 0

AWAY

0- 0

0- 1

2- 0

0- 0

0- 0

0- 0

NEUTRAL

0- 0

0- 0

0- 0

RPI 1-25

RPI 26-50

RPI 51-100

RPI 101+

Team's RPI: 137

RPI	S	Opponent	Score
20	N	Texas	54 <b>72</b>

RPI	S	Opponent	Score
-----	---	----------	-------

RPI	S	Opponent	Score
57	A	Northeastern	54 <b>58</b>
65	H	Maine	72 64
68	H	Middle Tenn.	61 49
83	A	Georgetown	38 <b>58</b>
89	A	Pittsburgh	62 <b>65</b>

RPI	S	Opponent	Score
110	A	Dayton	50 <b>72</b>
111	N	Washington	65 57
116	H	Penn St.	55 <b>72</b>
134	H	VCU	44 <b>47</b>
168	H	Charlotte	71 64
176	N	Ball St.	78 70
188	A	George Washington	50 38
198	A	Saint Louis	56 53
264	H	Columbia	68 49
278	H	Richmond	60 48
316	H	Wagner	80 59
331	A	Iona	57 40
340	H	Manhattan	65 61

LAST 12 Division I GAMES:

134	H	VCU	44 <b>47</b>	68	H	Middle Tenn.	61 49
198	A	Saint Louis	56 53	20	N	Texas	54 <b>72</b>
278	H	Richmond	60 48	111	N	Washington	65 57
188	A	George Washington	50 38	110	A	Dayton	50 <b>72</b>
65	H	Maine	72 64	264	H	Columbia	68 49
331	A	Iona	57 40	89	A	Pittsburgh	62 <b>65</b>

Fordham

Fordham

Non-Div I Games:

Fordham

  Loss, 
   Non-Conf, 
 S Site, 
   Home 
   Away 
 N Neutral

Average RPI Win:	209	WON-LOST	WINNING	LAST 10	STRENGTH OF	OPP. STRENGTH	TEAM	ADJ.	CONF.	ADJ CONF.
Average RPI Loss:	88	RECORD	PCT. RANK	GAMES	SCHEDULE	OF SCHEDULE	RPI	RPI	RPI	RPI

DIV. I ONLY	10- 5	84	8-2	235	85	122	122	13	13
DIV. I NON-CONF.	5- 4	139	0- 0	215	41	123	123	11	11
TOTALS	RPI 1-25	RPI 26-50	W-L RECORDS	RPI 51-100	RPI 101-150	RPI 150+			
10- 5	0- 1	0- 1	OVERALL	0- 2	1- 0	9- 1			
6- 1	0- 0	0- 0	HOME	0- 1	1- 0	5- 0			
4- 4	0- 1	0- 1	AWAY	0- 1	0- 0	4- 1			
0- 0	0- 0	0- 0	NEUTRAL	0- 0	0- 0	0- 0			
5- 4	0- 1	0- 1	NON-CONFERENCE	0- 1	1- 0	4- 1			
4- 0	0- 0	0- 0	HOME	0- 0	1- 0	3- 0			
1- 4	0- 1	0- 1	AWAY	0- 1	0- 0	1- 1			
0- 0	0- 0	0- 0	NEUTRAL	0- 0	0- 0	0- 0			
5- 1	0- 0	0- 0	CONFERENCE	0- 1	0- 0	5- 0			
2- 1	0- 0	0- 0	HOME	0- 1	0- 0	2- 0			
3- 0	0- 0	0- 0	AWAY	0- 0	0- 0	3- 0			
0- 0	0- 0	0- 0	NEUTRAL	0- 0	0- 0	0- 0			

RPI S Opponent Score	RPI S Opponent Score	RPI S Opponent Score	RPI S Opponent Score
14 A Arizona St. 52 68	44 A Southern Cal i forn i a 61 62	58 A UCLA 80 89	125 H UT Ar l ington 70 61
		62 H Bo i se St. 60 72	151 H Utah St. 70 59
			173 H Santa Clara 80 53
			174 A Eastern Wash. 68 58
			186 H Mi l waukee 65 48
			208 A Colorado St. 66 55
			213 A San Diego St. 87 81
			240 A Nevada 79 63
			260 A Northern Ari z. 73 86
			307 H Cal Poly 76 58
			317 H San Jose St. 77 48
LAST 12 Division I GAMES:			
208 A Colorado St. 66 55	213 A San Diego St. 87 81		
317 H San Jose St. 77 48	62 H Bo i se St. 60 72		
14 A Arizona St. 52 68	240 A Nevada 79 63		
173 H Santa Clara 80 53	151 H Utah St. 70 59		
58 A UCLA 80 89	44 A Southern Cal i forn i a 61 62		
174 A Eastern Wash. 68 58	125 H UT Ar l ington 70 61		

Non-Div I Games: Stanislaus St. 86 51 Fresno Pacific 90 51

Fresno St.

Average RPI Win: 295  
Average RPI Loss: 138

WON-LOST  
RECORD

WINNING  
PCT. RANK

LAST 10  
GAMES

STRENGTH OF  
SCHEDULE

OPP. STRENGTH  
OF SCHEDULE

TEAM  
RPI

ADJ.  
RPI

CONF.  
RPI

ADJ CONF.  
RPI

DIV. I ONLY	9- 8	150	5-5	331	163	249	249	24	24
DIV. I NON-CONF.	7- 6	153	0- 0	283	211	217	217	25	25
-----									
TOTALS	RPI 1-25	RPI 26-50	W-L RECORDS	RPI 51-100	RPI 101-150	RPI 150+			
9- 8	0- 2	0- 0	OVERALL	0- 1	0- 2	9- 3			
7- 1	0- 0	0- 0	HOME	0- 1	0- 0	7- 0			
1- 6	0- 2	0- 0	AWAY	0- 0	0- 2	1- 2			
1- 1	0- 0	0- 0	NEUTRAL	0- 0	0- 0	1- 1			
7- 6	0- 2	0- 0	NON-CONFERENCE	0- 1	0- 1	7- 2			
5- 1	0- 0	0- 0	HOME	0- 1	0- 0	5- 0			
1- 4	0- 2	0- 0	AWAY	0- 0	0- 1	1- 1			
1- 1	0- 0	0- 0	NEUTRAL	0- 0	0- 0	1- 1			
2- 2	0- 0	0- 0	CONFERENCE	0- 0	0- 1	2- 1			
2- 0	0- 0	0- 0	HOME	0- 0	0- 0	2- 0			
0- 2	0- 0	0- 0	AWAY	0- 0	0- 1	0- 1			
0- 0	0- 0	0- 0	NEUTRAL	0- 0	0- 0	0- 0			

RPI	S	Opponent	Score
7	A	Mississippi St.	41 106
18	A	South Carolina	53 66

RPI	S	Opponent	Score
-----	---	----------	-------

RPI	S	Opponent	Score
68	H	Middle Tenn.	71 78

RPI	S	Opponent	Score
121	A	Georgia	38 61
126	A	Chattanooga	53 73
200	H	UNC Asheville	58 47
236	A	ETSU	70 75
241	N	Western Ill.	78 85
251	H	Gardner-Webb	70 57
283	H	Fla. Atlantic	73 57
289	A	Kennesaw St.	63 74
293	A	Col. of Charleston	70 67
314	N	Fairfield	77 70
322	H	UNC Greensboro	64 61
325	H	Presbyterian	76 68
327	H	Western Caro.	65 55
341	H	USC Upstate	78 67

## LAST 12 Division I GAMES:

325	H	Presbyterian	76 68
18	A	South Carolina	53 66
241	N	Western Ill.	78 85
314	N	Fairfield	77 70
283	H	Fla. Atlantic	73 57
251	H	Gardner-Webb	70 57
126	A	Chattanooga	53 73
236	A	ETSU	70 75
327	H	Western Caro.	65 55
322	H	UNC Greensboro	64 61
121	A	Georgia	38 61
200	H	UNC Asheville	58 47

Non-Div I Games:

Coker

71 42

North Greenville

74

78

Furman

Average RPI Win:

304

Average RPI Loss:

181

WON-LOST  
RECORDWINNING  
PCT. RANKLAST 10  
GAMESSTRENGTH OF  
SCHEDULEOPP. STRENGTH  
OF SCHEDULETEAM  
RPIADJ.  
RPICONF.  
RPIADJ CONF.  
RPIDIV. I ONLY  
DIV. I NON-CONF.4- 12  
4- 6291  
2123-7  
0- 0173  
239348  
349286  
250286  
25014  
1514  
15

TOTALS

RPI 1-25

RPI 26-50

W-L RECORDS

RPI 51-100

RPI 101-150

RPI 150+

4- 12

0- 0

0- 0

OVERALL

0- 2

0- 4

4- 6

2- 6

0- 0

0- 0

HOME

0- 1

0- 3

2- 2

2- 6

0- 0

0- 0

AWAY

0- 1

0- 1

2- 4

0- 0

0- 0

0- 0

NEUTRAL

0- 0

0- 0

0- 0

4- 6

0- 0

0- 0

NON-CONFERENCE

0- 1

0- 1

4- 4

2- 2

0- 0

0- 0

HOME

0- 0

0- 0

2- 2

2- 4

0- 0

0- 0

AWAY

0- 1

0- 1

2- 2

0- 0

0- 0

0- 0

NEUTRAL

0- 0

0- 0

0- 0

0- 6

0- 0

0- 0

CONFERENCE

0- 1

0- 3

0- 2

0- 4

0- 0

0- 0

HOME

0- 1

0- 3

0- 0

0- 2

0- 0

0- 0

AWAY

0- 0

0- 0

0- 2

0- 0

0- 0

0- 0

NEUTRAL

0- 0

0- 0

0- 0

RPI 1-25

RPI 26-50

RPI 51-100

RPI 101+

Team's RPI: 286

RPI S Opponent Score

RPI S Opponent Score

RPI S Opponent Score

RPI S Opponent Score

73 A Virginia Tech 49 78  
85 H Troy 81 97121 A Georgia 38 81  
125 H UT Arlington 53 74  
136 H South Alabama 53 69  
138 H Texas St. 52 64  
167 A Stony Brook 43 72  
177 H Mercer 72 79  
262 A Louisiana 48 59  
272 H Wofford 65 81  
275 H Winthrop 64 55  
277 H Bethune-Cookman 77 76  
289 A Kennesaw St. 59 78  
324 A La. -Monroe 57 58  
325 A Presbyterian 69 68  
339 A Savannah St. 82 71

LAST 12 Division I GAMES:

125 H UT Arlington 53 74  
138 H Texas St. 52 64  
121 A Georgia 38 81  
275 H Winthrop 64 55  
325 A Presbyterian 69 68  
289 A Kennesaw St. 59 78  
136 H South Alabama 53 69  
85 H Troy 81 97  
262 A Louisiana 48 59  
324 A La. -Monroe 57 58  
277 H Bethune-Cookman 77 76  
167 A Stony Brook 43 72

Non-Div I Games:

Coastal Ga.

68 46

Ga. Southern

Average RPI Win: 256

Average RPI Loss: 206

WON-LOST  
RECORDWINNING  
PCT. RANKLAST 10  
GAMESSTRENGTH OF  
SCHEDULEOPP. STRENGTH  
OF SCHEDULETEAM  
RPIADJ.  
RPICONF.  
RPIADJ CONF.  
RPI

DIV. I ONLY	7- 8	195	6-4	284	328	251	251	28	28
DIV. I NON-CONF.	3- 6	241	0- 0	274	292	270	270	29	29
TOTALS	RPI 1-25	RPI 26-50	W-L RECORDS	RPI 51-100	RPI 101-150	RPI 150+			
7- 8	0- 0	0- 0	OVERALL	0- 0	1- 2	6- 6			
3- 4	0- 0	0- 0	HOME	0- 0	1- 1	2- 3			
4- 4	0- 0	0- 0	AWAY	0- 0	0- 1	4- 3			
0- 0	0- 0	0- 0	NEUTRAL	0- 0	0- 0	0- 0			
3- 6	0- 0	0- 0	NON-CONFERENCE	0- 0	1- 1	2- 5			
1- 2	0- 0	0- 0	HOME	0- 0	1- 0	0- 2			
2- 4	0- 0	0- 0	AWAY	0- 0	0- 1	2- 3			
0- 0	0- 0	0- 0	NEUTRAL	0- 0	0- 0	0- 0			
4- 2	0- 0	0- 0	CONFERENCE	0- 0	0- 1	4- 1			
2- 2	0- 0	0- 0	HOME	0- 0	0- 1	2- 1			
2- 0	0- 0	0- 0	AWAY	0- 0	0- 0	2- 0			
0- 0	0- 0	0- 0	NEUTRAL	0- 0	0- 0	0- 0			

RPI 1-25				RPI 26-50				RPI 51-100				RPI 101+				Team's RPI: 251
RPI	S	Opponent	Score	RPI	S	Opponent	Score	RPI	S	Opponent	Score	RPI	S	Opponent	Score	
												123	A	Drexel	48	65
												140	H	High Point	61	78
												142	H	Davidsen	54	49
												161	H	Morehead St.	69	84
												191	A	Delaware	45	69
												200	H	UNC Asheville	69	59
												217	A	Florida	60	58
												235	H	Mt. St. Mary's	62	69
												237	A	Campbell	52	38
												249	A	Furman	57	70
												272	A	Wofford	53	59
												275	H	Winthrop	62	64
												325	A	Presbyterian	66	58
												327	A	Western Caro.	62	52
												341	H	USC Upstate	92	72
LAST 12 Division I GAMES:																
				200	H	UNC Asheville	69	59				341	H	USC Upstate	92	72
				237	A	Campbell	52	38				275	H	Winthrop	62	64
				327	A	Western Caro.	62	52				325	A	Presbyterian	66	58
				191	A	Delaware	45	69				140	H	High Point	61	78
				123	A	Drexel	48	65				235	H	Mt. St. Mary's	62	69
				249	A	Furman	57	70				272	A	Wofford	53	59

Non-Div I Games:

Converse

79 51

Warren Wilson

100 37

Pfeiffer

82 46

Gardner-Webb

■ Loss, 
 ■ Non-Conf, S Site, 
 ■ Home 
 ■ Away 
 N Neutral

Average RPI Win:	234	WON-LOST	WINNING	LAST 10	STRENGTH OF	OPP. STRENGTH	TEAM	ADJ.	CONF.	ADJ CONF.
Average RPI Loss:	147	RECORD	PCT. RANK	GAMES	SCHEDULE	OF SCHEDULE	RPI	RPI	RPI	RPI
DIV. I ONLY	10- 8	142	6-4	312	129	199	199	17	17	
DIV. I NON-CONF.	8- 5	120	0- 0	322	131	197	197	17	17	
-----										
TOTALS	RPI 1-25	RPI 26-50	W-L RECORDS	RPI 51-100	RPI 101-150	RPI 150+				
10- 8	0- 0	0- 0	OVERALL	0- 1	0- 5	10- 2				
5- 3	0- 0	0- 0	HOME	0- 0	0- 2	5- 1				
5- 5	0- 0	0- 0	AWAY	0- 1	0- 3	5- 1				
0- 0	0- 0	0- 0	NEUTRAL	0- 0	0- 0	0- 0				
8- 5	0- 0	0- 0	NON-CONFERENCE	0- 1	0- 3	8- 1				
5- 1	0- 0	0- 0	HOME	0- 0	0- 1	5- 0				
3- 4	0- 0	0- 0	AWAY	0- 1	0- 2	3- 1				
0- 0	0- 0	0- 0	NEUTRAL	0- 0	0- 0	0- 0				
2- 3	0- 0	0- 0	CONFERENCE	0- 0	0- 2	2- 1				
0- 2	0- 0	0- 0	HOME	0- 0	0- 1	0- 1				
2- 1	0- 0	0- 0	AWAY	0- 0	0- 1	2- 0				
0- 0	0- 0	0- 0	NEUTRAL	0- 0	0- 0	0- 0				

RPI 1-25				RPI 26-50				RPI 51-100				RPI 101+				Team's RPI: 199	
RPI	S	Opponent	Score	RPI	S	Opponent	Score	RPI	S	Opponent	Score	RPI	S	Opponent	Score		
								70	A	Kansas	56	77	111	A	Washington	52	81
												115	A	American	71	86	
												119	H	Houston	56	66	
												142	A	Davidson	59	67	
												150	H	Duquesne	57	60	
												183	A	Massachusetts	70	52	
												188	A	George Washington	64	60	
												191	H	Delaware	72	46	
												194	A	UMKC	91	84	
												214	A	Air Force	78	71	
												219	H	UMES	70	49	
												223	A	Howard	59	73	
												233	H	Colgate	64	61	
												246	H	St. Bonaventure	57	68	
												293	H	Col. of Charleston	66	52	
												300	H	Loyola Maryland	70	38	
												323	A	Eastern Ky.	91	75	
-----																	
LAST 12 Division I GAMES:																	
142	A	Davidson	59	67	188	A	George Washington	64	60								
293	H	Col. of Charleston	66	52	183	A	Massachusetts	70	52								
219	H	UMES	70	49	150	H	Duquesne	57	60								
119	H	Houston	56	66	246	H	St. Bonaventure	57	68								
323	A	Eastern Ky.	91	75	111	A	Washington	52	81								
191	H	Delaware	72	46	223	A	Howard	59	73								

Non-Div I Games:

George Mason



Average RPI Win:	157	WON-LOST	WINNING	LAST 10	STRENGTH OF	OPP. STRENGTH	TEAM	ADJ.	CONF.	ADJ CONF.
Average RPI Loss:	130	RECORD	PCT. RANK	GAMES	SCHEDULE	OF SCHEDULE	RPI	RPI	RPI	RPI
DIV. I ONLY	7- 12	244	5-5	74	141	188	188	17	17	
DIV. I NON-CONF.	3- 10	278	0- 0	52	114	231	231	17	17	
-----										
TOTALS	RPI 1-25	RPI 26-50	W-L RECORDS	RPI 51-100	RPI 101-150	RPI 150+				
7- 12	0- 2	0- 1	OVERALL	1- 2	3- 3	3- 4				
5- 6	0- 1	0- 0	HOME	1- 1	3- 1	1- 3				
2- 4	0- 0	0- 0	AWAY	0- 1	0- 2	2- 1				
0- 2	0- 1	0- 1	NEUTRAL	0- 0	0- 0	0- 0				
3- 10	0- 2	0- 1	NON-CONFERENCE	1- 2	1- 2	1- 3				
3- 4	0- 1	0- 0	HOME	1- 1	1- 0	1- 2				
0- 4	0- 0	0- 0	AWAY	0- 1	0- 2	0- 1				
0- 2	0- 1	0- 1	NEUTRAL	0- 0	0- 0	0- 0				
4- 2	0- 0	0- 0	CONFERENCE	0- 0	2- 1	2- 1				
2- 2	0- 0	0- 0	HOME	0- 0	2- 1	0- 1				
2- 0	0- 0	0- 0	AWAY	0- 0	0- 0	2- 0				
0- 0	0- 0	0- 0	NEUTRAL	0- 0	0- 0	0- 0				

RPI 1-25				RPI 26-50				RPI 51-100				RPI 101+				Team's RPI: 188
RPI	S	Opponent	Score	RPI	S	Opponent	Score	RPI	S	Opponent	Score	RPI	S	Opponent	Score	
6	N	NC State	61 69	37	N	Georgi a Tech	55 70	53	H	Vi llanova	45 60	102	H	Towson	76 63	
25	H	Maryl and	30 69					55	A	James Madi son	37 50	110	H	Dayton	46 45	
								84	H	Princeton	64 49	134	H	VCU	57 48	
												137	H	Fordham	38 50	
												141	A	South Fla.	30 63	
												149	A	William & Mary	59 73	
												164	A	Rhode Island	64 59	
												177	H	Mercer	53 61	
												199	H	George Mason	60 64	
												225	H	Memphi s	51 38	
												247	H	Monmouth	51 55	
												279	A	La Salle	67 59	
												331	A	Iona	43 52	
-----																
LAST 12 Di vi si on I GAMES:																
164	A	Rhode Island	64 59	134	H	VCU	57 48	199	H	George Mason	60 64					
137	H	Fordham	38 50	279	A	La Salle	67 59	110	H	Dayton	46 45					
225	H	Memphi s	51 38	53	H	Vi llanova	45 60	53	H	Monmouth	51 55					
149	A	William & Mary	59 73	53	H	Mercer	61 63									
177	H	Mercer	53 61	141	A	South Fla.	30 63									

Non-Di v I Games:

George Washington

Average RPI Win:	171	WON-LOST	WINNING	LAST 10	STRENGTH OF	OPP. STRENGTH	TEAM	ADJ.	CONF.	ADJ CONF.
Average RPI Loss:	42	RECORD	PCT. RANK	GAMES	SCHEDULE	OF SCHEDULE	RPI	RPI	RPI	RPI
DIV. I ONLY	9- 9	165	4-6	16	56	83	83	5	5	
DIV. I NON-CONF.	6- 5	143	0- 0	32	88	80	80	4	4	
-----										
TOTALS	RPI 1-25	RPI 26-50	W-L RECORDS	RPI 51-100	RPI 101-150	RPI 150+				
9- 9	0- 4	0- 2	OVERALL	3- 2	1- 1	5- 0				
6- 5	0- 3	0- 1	HOME	2- 0	1- 1	3- 0				
3- 2	0- 0	0- 0	AWAY	1- 2	0- 0	2- 0				
0- 2	0- 1	0- 1	NEUTRAL	0- 0	0- 0	0- 0				
6- 5	0- 2	0- 1	NON-CONFERENCE	1- 1	1- 1	4- 0				
4- 2	0- 1	0- 0	HOME	1- 0	1- 1	2- 0				
2- 1	0- 0	0- 0	AWAY	0- 1	0- 0	2- 0				
0- 2	0- 1	0- 1	NEUTRAL	0- 0	0- 0	0- 0				
3- 4	0- 2	0- 1	CONFERENCE	2- 1	0- 0	1- 0				
2- 3	0- 2	0- 1	HOME	1- 0	0- 0	1- 0				
1- 1	0- 0	0- 0	AWAY	1- 1	0- 0	0- 0				
0- 0	0- 0	0- 0	NEUTRAL	0- 0	0- 0	0- 0				

RPI 1-25				RPI 26-50				RPI 51-100				Team's RPI : 83				RPI 101+			
RPI	S	Opponent	Score	RPI	S	Opponent	Score	RPI	S	Opponent	Score	RPI	S	Opponent	Score	RPI	S	Opponent	Score
2	N	Baylor	46 67	33	N	Buffalo	64 73	53	H	Villanova	68 63	134	H	VCU	45 47				
6	H	NC State	65 76	42	H	DePaul	64 69	55	A	James Madison	57 69	137	H	Fordham	58 38				
15	H	Marquette	62 72					67	A	Creighton	38 65	175	H	Xavier	68 61				
21	H	Butler	50 59					86	A	Providence	68 52	203	A	Rider	79 49				
								89	H	Pittsburgh	70 41	219	H	UMES	74 55				
												278	A	Richmond	73 53				
												300	H	Loyola Maryland	45 30				
LAST 12 Division I GAMES:																			
86	A	Providence	68 52	53	H	Villanova	68 63	15	H	Marquette	62 72								
21	H	Butler	50 59	42	H	DePaul	64 69	67	A	Creighton	38 65								
175	H	Xavier	68 61	137	H	Fordham	58 38	137	H	Fordham	58 38								
203	A	Rider	79 49	278	A	Richmond	73 53	2	N	Baylor	46 67								
6	H	NC State	65 76																
134	H	VCU	45 47																

Non-Div I Games:

Georgetown

Average RPI	Win: 233	WON-LOST	WINNING	LAST 10	STRENGTH OF	OPP. STRENGTH	TEAM	ADJ.	CONF.	ADJ CONF.
Average RPI	Loss: 35	RECORD	PCT. RANK	GAMES	SCHEDULE	OF SCHEDULE	RPI	RPI	RPI	RPI
DIV. I ONLY	12- 7	100	6-4	148	90	121	121	6	6	
DIV. I NON-CONF.	9- 4	85	0- 0	276	224	167	167	6	6	
-----										
TOTALS	RPI 1-25	RPI 26-50	W-L RECORDS	RPI 51-100	RPI 101-150	RPI 150+				
12- 7	0- 2	2- 3	OVERALL	0- 2	0- 0	10- 0				
10- 1	0- 0	2- 1	HOME	0- 0	0- 0	8- 0				
1- 5	0- 1	0- 2	AWAY	0- 2	0- 0	1- 0				
1- 1	0- 1	0- 0	NEUTRAL	0- 0	0- 0	1- 0				
9- 4	0- 1	0- 1	NON-CONFERENCE	0- 2	0- 0	9- 0				
8- 0	0- 0	0- 0	HOME	0- 0	0- 0	8- 0				
0- 3	0- 0	0- 1	AWAY	0- 2	0- 0	0- 0				
1- 1	0- 1	0- 0	NEUTRAL	0- 0	0- 0	1- 0				
3- 3	0- 1	2- 2	CONFERENCE	0- 0	0- 0	1- 0				
2- 1	0- 0	2- 1	HOME	0- 0	0- 0	0- 0				
1- 2	0- 1	0- 1	AWAY	0- 0	0- 0	1- 0				
0- 0	0- 0	0- 0	NEUTRAL	0- 0	0- 0	0- 0				

RPI 1-25				RPI 26-50				RPI 51-100				RPI 101+				Team's RPI: 121
RPI	S	Opponent	Score	RPI	S	Opponent	Score	RPI	S	Opponent	Score	RPI	S	Opponent	Score	
7	A	Mississippi St.	71 80	31	H	Texas A&M	66 76	53	A	Villanova	56 62	169	A	Vanderbilt	71 64	
25	N	Maryland	51 58	36	A	Missouri	35 61	58	A	UCLA	69 80	177	H	Mercer	67 60	
				37	A	Georgia Tech	53 63					246	H	St. Bonaventure	67 40	
				45	H	Tennessee	66 62					249	H	Furman	61 38	
				48	H	LSU	63 50					275	H	Winthrop	85 39	
												286	H	Ga. Southern	81 38	
												318	N	Morgan St.	60 33	
												325	H	Presbyterian	83 59	
												326	H	Lipscomb	77 45	
												334	H	Charleston So.	83 75	
LAST 12 Division I GAMES:																
169	A	Vanderbilt	71 64	31	H	Texas A&M	66 76	36	A	Missouri	35 61	7	A	Mississippi St.	71 80	
48	H	LSU	63 50	36	A	Missouri	35 61	45	H	Tennessee	66 62	249	H	Furman	61 38	
325	H	Presbyterian	83 59	45	H	Tennessee	66 62	249	H	Furman	61 38	334	H	Charleston So.	83 75	
286	H	Ga. Southern	81 38	7	A	Mississippi St.	71 80									
326	H	Lipscomb	77 45													
53	A	Villanova	56 62													

Non-Div I Games:

Georgia

Average RPI Win:	263	WON-LOST	WINNING	LAST 10	STRENGTH OF	OPP. STRENGTH	TEAM	ADJ.	CONF.	ADJ CONF.
Average RPI Loss:	120	RECORD	PCT. RANK	GAMES	SCHEDULE	OF SCHEDULE	RPI	RPI	RPI	RPI
DIV. I ONLY	9- 8	150	5-5	164	300	178	178	14	14	
DIV. I NON-CONF.	6- 5	143	0- 0	249	272	189	189	15	15	
-----										
TOTALS	RPI 1-25	RPI 26-50	W-L RECORDS	RPI 51-100	RPI 101-150	RPI 150+				
9- 8	0- 1	0- 1	OVERALL	1- 1	1- 3	7- 2				
6- 3	0- 0	0- 1	HOME	1- 0	1- 2	4- 0				
3- 5	0- 1	0- 0	AWAY	0- 1	0- 1	3- 2				
0- 0	0- 0	0- 0	NEUTRAL	0- 0	0- 0	0- 0				
6- 5	0- 1	0- 1	NON-CONFERENCE	0- 1	0- 1	6- 1				
4- 1	0- 0	0- 1	HOME	0- 0	0- 0	4- 0				
2- 4	0- 1	0- 0	AWAY	0- 1	0- 1	2- 1				
0- 0	0- 0	0- 0	NEUTRAL	0- 0	0- 0	0- 0				
3- 3	0- 0	0- 0	CONFERENCE	1- 0	1- 2	1- 1				
2- 2	0- 0	0- 0	HOME	1- 0	1- 2	0- 0				
1- 1	0- 0	0- 0	AWAY	0- 0	0- 0	1- 1				
0- 0	0- 0	0- 0	NEUTRAL	0- 0	0- 0	0- 0				

RPI 1-25				RPI 26-50				RPI 51-100				RPI 101+ Team's RPI: 178			
RPI	S	Opponent	Score	RPI	S	Opponent	Score	RPI	S	Opponent	Score	RPI	S	Opponent	Score
23	A	Florida St.	43 79	37	H	Georgia Tech	71 78	68	A	Middle Tenn.	54 69	103	A	Rice	49 66
								85	H	Troy	84 80	125	H	UT Arlington	50 48
												136	H	South Alabama	59 68
												138	H	Texas St.	60 69
												195	A	Jacksonville St.	56 61
												262	A	Louisiana	54 57
												277	H	Bethune-Cookman	62 57
												283	A	Fla. Atlantic	75 59
												289	H	Kennesaw St.	79 73
												313	A	FIU	67 61
												322	H	UNC Greensboro	70 63
												324	A	La. -Monroe	56 41
												348	H	N.C. Central	65 54
LAST 12 Division I GAMES:															
138	H	Texas St.	60 69	85	H	Troy	84 80	136	H	South Alabama	59 68				
125	H	UT Arlington	50 48	324	A	La. -Monroe	56 41	262	A	Louisiana	54 57				
23	A	Florida St.	43 79	289	H	Kennesaw St.	79 73	37	H	Georgia Tech	71 78				
277	H	Bethune-Cookman	62 57												
348	H	N.C. Central	65 54												
195	A	Jacksonville St.	56 61												

Non-Div I Games:

Georgia St.

Average RPI Win:	157	WON-LOST	WINNING	LAST 10	STRENGTH OF	OPP. STRENGTH	TEAM	ADJ.	CONF.	ADJ CONF.
Average RPI Loss:	50	RECORD	PCT. RANK	GAMES	SCHEDULE	OF SCHEDULE	RPI	RPI	RPI	RPI
DIV. I ONLY	13- 6	79	6-4	43	23	37	37	1	1	
DIV. I NON-CONF.	10- 3	59	0- 0	167	118	64	64	1	1	
-----										
TOTALS	RPI 1-25	RPI 26-50	W-L RECORDS	RPI 51-100	RPI 101-150	RPI 150+				
13- 6	1- 3	1- 1	OVERALL	2- 0	3- 2	6- 0				
8- 1	1- 1	1- 0	HOME	0- 0	2- 0	4- 0				
2- 4	0- 2	0- 1	AWAY	1- 0	0- 1	1- 0				
3- 1	0- 0	0- 0	NEUTRAL	1- 0	1- 1	1- 0				
10- 3	0- 1	0- 0	NON-CONFERENCE	1- 0	3- 2	6- 0				
6- 0	0- 0	0- 0	HOME	0- 0	2- 0	4- 0				
1- 2	0- 1	0- 0	AWAY	0- 0	0- 1	1- 0				
3- 1	0- 0	0- 0	NEUTRAL	1- 0	1- 1	1- 0				
3- 3	1- 2	1- 1	CONFERENCE	1- 0	0- 0	0- 0				
2- 1	1- 1	1- 0	HOME	0- 0	0- 0	0- 0				
1- 2	0- 1	0- 1	AWAY	1- 0	0- 0	0- 0				
0- 0	0- 0	0- 0	NEUTRAL	0- 0	0- 0	0- 0				

RPI 1-25				RPI 26-50				Team's RPI: 37				RPI 51-100				RPI 101+			
RPI	S	Opponent	Score	RPI	S	Opponent	Score	RPI	S	Opponent	Score	RPI	S	Opponent	Score	RPI	S	Opponent	Score
1	H	Notre Dame	55 76	38	A	Clemson	61 71	75	N	Seton Hall	84 73	106	H	Appalachian St.	71 53				
5	A	Louisville	44 61	50	H	Duke	70 64	78	A	Boston College	81 76	110	N	Dayton	66 85				
9	H	Syracuse	65 55									118	N	Idaho St.	74 51				
25	A	Maryland	54 67									119	A	Houston	89 95				
												121	H	Georgia	63 53				
												178	A	Georgia St.	78 71				
												188	N	George Washington	70 55				
												228	H	Alabama St.	69 42				
												272	H	Wofford	81 40				
												289	H	Kennesaw St.	60 35				
												327	H	Western Caro.	84 49				
LAST 12 Division I GAMES:																			
1	H	Notre Dame	55 76	9	H	Syracuse	65 55												
78	A	Boston College	81 76	38	A	Clemson	61 71												
272	H	Wofford	81 40	5	A	Louisville	44 61												
110	N	Dayton	66 85	50	H	Duke	70 64												
75	N	Seton Hall	84 73	228	H	Alabama St.	69 42												
289	H	Kennesaw St.	60 35	178	A	Georgia St.	78 71												

Average RPI	Win: 122	WON-LOST	WINNING	LAST 10	STRENGTH OF	OPP. STRENGTH	TEAM	ADJ.	CONF.	ADJ CONF.
Average RPI	Loss: 10	RECORD	PCT. RANK	GAMES	SCHEDULE	OF SCHEDULE	RPI	RPI	RPI	RPI
DIV. I ONLY	17- 2	11	9-1	38	13	11	11	7	7	
DIV. I NON-CONF.	11- 1	13	1- 0	61	4	12	12	7	7	
-----										
TOTALS	RPI 1-25	RPI 26-50	W-L RECORDS	RPI 51-100	RPI 101-150	RPI 150+				
17- 2	2- 2	1- 0	OVERALL	3- 0	6- 0	5- 0				
9- 0	1- 0	1- 0	HOME	2- 0	4- 0	1- 0				
6- 1	0- 1	0- 0	AWAY	1- 0	1- 0	4- 0				
2- 1	1- 1	0- 0	NEUTRAL	0- 0	1- 0	0- 0				
11- 1	2- 1	0- 0	NON-CONFERENCE	2- 0	4- 0	3- 0				
6- 0	1- 0	0- 0	HOME	1- 0	3- 0	1- 0				
3- 0	0- 0	0- 0	AWAY	1- 0	0- 0	2- 0				
2- 1	1- 1	0- 0	NEUTRAL	0- 0	1- 0	0- 0				
6- 1	0- 1	1- 0	CONFERENCE	1- 0	2- 0	2- 0				
3- 0	0- 0	1- 0	HOME	1- 0	1- 0	0- 0				
3- 1	0- 1	0- 0	AWAY	0- 0	1- 0	2- 0				
0- 0	0- 0	0- 0	NEUTRAL	0- 0	0- 0	0- 0				

RPI	S	Opponent	Score	RPI	S	Opponent	Score	RPI	S	Opponent	Score	RPI	S	Opponent	Score
1	N	Notre Dame	65 81	46	H	Saint Mary's (CA)	74 62	60	H	Paci fi c	88 65	105	N	Western Ky.	76 55
4	H	Stanford	79 73					90	A	Missouri St.	70 67	118	H	Idaho St.	70 51
16	N	Rutgers	57 40					92	H	Washington St.	76 53	128	H	Portland	97 71
19	A	BYU	68 70									129	H	Idaho	88 51
												131	A	Loyol a Marymount	78 53
												146	H	Montana	76 52
												159	A	Pepperdi ne	79 54
												174	A	Eastern Wash.	63 51
												208	H	Colorado St.	50 39
												216	A	UNLV	70 59
												245	A	San Di ego	86 61
-----															
LAST 12 Division I GAMES:															
128	H	Portland	97 71	105	N	Western Ky.	76 55	16	N	Rutgers	57 40				
60	H	Paci fi c	88 65	245	A	San Di ego	86 61	19	A	BYU	68 70				
46	H	Saint Mary's (CA)	74 62	90	A	Missouri St.	70 67	90	A	Missouri St.	70 67				
159	A	Pepperdi ne	79 54	92	H	Washington St.	76 53								
131	A	Loyol a Marymount	78 53												
129	H	Idaho	88 51												

Non-Div I Games:

Gonzaga

Average RPI Win:	225	WON-LOST	WINNING	LAST 10	STRENGTH OF	OPP. STRENGTH	TEAM	ADJ.	CONF.	ADJ CONF.
Average RPI Loss:	126	RECORD	PCT. RANK	GAMES	SCHEDULE	OF SCHEDULE	RPI	RPI	RPI	RPI
DIV. I ONLY	8- 10	204	7-3	179	177	160	160	30	30	
DIV. I NON-CONF.	3- 9	271	0- 0	63	92	180	180	26	26	
<hr/>										
TOTALS	RPI 1-25	RPI 26-50	W-L RECORDS	RPI 51-100	RPI 101-150	RPI 150+				
8- 10	0- 0	1- 2	OVERALL	0- 2	1- 3	6- 3				
2- 1	0- 0	0- 0	HOME	0- 0	0- 0	2- 1				
4- 8	0- 0	0- 1	AWAY	0- 2	0- 3	4- 2				
2- 1	0- 0	1- 1	NEUTRAL	0- 0	1- 0	0- 0				
3- 9	0- 0	1- 2	NON-CONFERENCE	0- 2	1- 3	1- 2				
1- 0	0- 0	0- 0	HOME	0- 0	0- 0	1- 0				
0- 8	0- 0	0- 1	AWAY	0- 2	0- 3	0- 2				
2- 1	0- 0	1- 1	NEUTRAL	0- 0	1- 0	0- 0				
5- 1	0- 0	0- 0	CONFERENCE	0- 0	0- 0	5- 1				
1- 1	0- 0	0- 0	HOME	0- 0	0- 0	1- 1				
4- 0	0- 0	0- 0	AWAY	0- 0	0- 0	4- 0				
0- 0	0- 0	0- 0	NEUTRAL	0- 0	0- 0	0- 0				

RPI 1-25				RPI 26-50				RPI 51-100				RPI 101+ Team's RPI: 160			
RPI	S	Opponent	Score	RPI	S	Opponent	Score	RPI	S	Opponent	Score	RPI	S	Opponent	Score
				26	N	South Dakota	53 67	70	A	Kansas	45 76	117	A	Al abama	55 73
				29	N	Indiana	65 62	71	A	Okl ahoma St.	40 86	125	A	UT Ar lington	54 78
				49	A	Auburn	48 97					131	N	Loyol a Marymount	62 61
												141	A	South Fla.	50 67
												184	H	Southern U.	81 86
												207	A	Southern Mi ss.	47 68
												212	A	Prai rie View	64 63
												228	A	Al abama St.	80 72
												250	A	Texas Southern	75 67
												271	A	Wi chi ta St.	61 70
												282	A	Al abama A&M	63 51
												321	H	McNeese	75 51
												350	H	Al corn	61 56
LAST 12 Di vi si on I GAMES:															
				282	A	Al abama A&M	63 51	212	A	Prai rie View	64 63				
				228	A	Al abama St.	80 72	250	A	Texas Southern	75 67				
				71	A	Okl ahoma St.	40 86	350	H	Al corn	61 56				
				131	N	Loyol a Marymount	62 61	184	H	Southern U.	81 86				
				29	N	Indiana	65 62	141	A	South Fla.	50 67				
				26	N	South Dakota	53 67	271	A	Wi chi ta St.	61 70				

Non-Div I Games:

Grambling

Average RPI		Win: 293	WON-LOST RECORD	WINNING PCT. RANK	LAST 10 GAMES	STRENGTH OF SCHEDULE	OPP. STRENGTH OF SCHEDULE	TEAM RPI	ADJ. RPI	CONF. RPI	ADJ CONF. RPI
Loss: 210											
DIV. I ONLY			4- 12	291	2-8	335	288	338	338	29	29
DIV. I NON-CONF.			2- 8	293	0- 0	309	302	344	344	30	30
TOTALS		RPI 1-25		RPI 26-50		W-L RECORDS		RPI 51-100	RPI 101-150		RPI 150+
4- 12	0- 0			0- 0		OVERALL		0- 0	0- 3		4- 9
3- 4	0- 0			0- 0		HOME		0- 0	0- 2		3- 2
1- 8	0- 0			0- 0		AWAY		0- 0	0- 1		1- 7
0- 0	0- 0			0- 0		NEUTRAL		0- 0	0- 0		0- 0
2- 8	0- 0			0- 0		NON-CONFERENCE		0- 0	0- 3		2- 5
2- 3	0- 0			0- 0		HOME		0- 0	0- 2		2- 1
0- 5	0- 0			0- 0		AWAY		0- 0	0- 1		0- 4
0- 0	0- 0			0- 0		NEUTRAL		0- 0	0- 0		0- 0
2- 4	0- 0			0- 0		CONFERENCE		0- 0	0- 0		2- 4
1- 1	0- 0			0- 0		HOME		0- 0	0- 0		1- 1
1- 3	0- 0			0- 0		AWAY		0- 0	0- 0		1- 3
0- 0	0- 0			0- 0		NEUTRAL		0- 0	0- 0		0- 0

RPI 1-25				RPI 26-50				RPI 51-100				RPI 101+				Team's RPI: 338	
RPI	S	Opponent	Score	RPI	S	Opponent	Score	RPI	S	Opponent	Score	RPI	S	Opponent	Score		
												120	A	UNCW	55	77	
												144	H	Portland St.	55	60	
												146	H	Montana	47	69	
												156	H	Indiana St.	81	88	
												173	A	Santa Clara	55	75	
												181	H	New Mexico St.	54	51	
												194	A	UMKC	45	73	
												221	A	East Carolina	47	59	
												222	A	Utah Valley	46	57	
												252	H	UTRGV	50	66	
												258	A	Long Beach St.	50	57	
												296	A	UC Santa Barbara	55	66	
												305	H	Incarnate Word	74	63	
												336	A	Seattle U	74	73	
												343	A	Chicago St.	48	50	
												351	H	LIU Brooklyn	65	62	
LAST 12 Division I GAMES:																	
				336	A	Seattle U	74 73	194	A	UMKC	45 73						
				222	A	Utah Valley	46 57	343	A	Chicago St.	48 50						
				173	A	Santa Clara	55 75	252	H	UTRGV	50 66						
				258	A	Long Beach St.	50 57	181	H	New Mexico St.	54 51						
				144	H	Portland St.	55 60	296	A	UC Santa Barbara	55 66						
				146	H	Montana	47 69	351	H	LIU Brooklyn	65 62						

### Non-Div I Games:

## Grand Canyon

■ Loss, ■ Non-Conf, S Site, H Home A Away N Neutral



Average RPI Win:	186	WON-LOST	WINNING	LAST 10	STRENGTH OF	OPP. STRENGTH	TEAM	ADJ.	CONF.	ADJ CONF.
Average RPI Loss:	46	RECORD	PCT. RANK	GAMES	SCHEDULE	OF SCHEDULE	RPI	RPI	RPI	RPI
DIV. I ONLY	10- 6	105	8-2	78	78	52	52	20	20	
DIV. I NON-CONF.	4- 5	190	0- 0	8	9	40	40	19	19	
-----										
TOTALS	RPI 1-25	RPI 26-50	W-L RECORDS	RPI 51-100	RPI 101-150	RPI 150+				
10- 6	0- 1	1- 3	OVERALL	1- 2	2- 0	6- 0				
5- 1	0- 0	0- 0	HOME	1- 1	2- 0	2- 0				
5- 5	0- 1	1- 3	AWAY	0- 1	0- 0	4- 0				
0- 0	0- 0	0- 0	NEUTRAL	0- 0	0- 0	0- 0				
4- 5	0- 1	1- 3	NON-CONFERENCE	1- 1	1- 0	1- 0				
3- 1	0- 0	0- 0	HOME	1- 1	1- 0	1- 0				
1- 4	0- 1	1- 3	AWAY	0- 0	0- 0	0- 0				
0- 0	0- 0	0- 0	NEUTRAL	0- 0	0- 0	0- 0				
6- 1	0- 0	0- 0	CONFERENCE	0- 1	1- 0	5- 0				
2- 0	0- 0	0- 0	HOME	0- 0	1- 0	1- 0				
4- 1	0- 0	0- 0	AWAY	0- 1	0- 0	4- 0				
0- 0	0- 0	0- 0	NEUTRAL	0- 0	0- 0	0- 0				

RPI 1-25				RPI 26-50				RPI 51-100				RPI 101+			
RPI	S	Opponent	Score	RPI	S	Opponent	Score	RPI	S	Opponent	Score	RPI	S	Opponent	Score
15	A	Marquette	54 80	26	A	South Dakota	49 55	65	H	Maine	70 39	110	H	Dayton	51 35
				32	A	South Dakota St.	47 77	80	H	Northwestern	55 57	124	H	Youngstown St.	60 42
				36	A	Missouri	56 49	82	A	Wright St.	67 85	162	H	Wisconsin	55 46
				42	A	DePaul	64 73					186	A	Milwaukee	76 62
												266	H	Cleveland St.	62 53
												281	A	Northern Ky.	81 61
												299	A	Oakland	77 53
												329	A	Detroit Mercy	65 40
-----															
Team's RPI: 52															
LAST 12 Division I GAMES:															
281	A	Northern Ky.	81 61	299	A	Oakland	77 53	329	A	Detroit Mercy	65 40	124	H	Youngstown St.	60 42
82	A	Wright St.	67 85	329	A	Detroit Mercy	65 40	124	H	Youngstown St.	60 42	266	H	Cleveland St.	62 53
186	A	Milwaukee	76 62	124	H	Youngstown St.	60 42	266	H	Cleveland St.	62 53	32	A	South Dakota St.	47 77
15	A	Marquette	54 80	266	H	Cleveland St.	62 53	110	H	Dayton	51 35				
162	H	Wisconsin	55 46	32	A	South Dakota St.	47 77								
26	A	South Dakota	49 55	110	H	Dayton	51 35								

Non-Div I Games: Wis.-Parkside 81 32

Green Bay

Average RPI Win: 233  
Average RPI Loss: 167

WON-LOST  
RECORD

WINNING  
PCT. RANK

LAST 10  
GAMES

STRENGTH OF  
SCHEDULE

OPP. STRENGTH  
OF SCHEDULE

TEAM  
RPI

ADJ.  
RPI

CONF.  
RPI

ADJ CONF.  
RPI

DIV. I ONLY	8- 8	165	5-5	243	233	192	192	28	28
DIV. I NON-CONF.	3- 7	256	0- 1	193	127	258	258	29	29
TOTALS	RPI 1-25	RPI 26-50	W-L RECORDS	RPI 51-100	RPI 101-150	RPI 150+			
8- 8	0- 1	0- 0	OVERALL	1- 1	1- 1	6- 5			
4- 2	0- 0	0- 0	HOME	1- 0	1- 1	2- 1			
4- 4	0- 1	0- 0	AWAY	0- 0	0- 0	4- 3			
0- 2	0- 0	0- 0	NEUTRAL	0- 1	0- 0	0- 1			
3- 7	0- 1	0- 0	NON-CONFERENCE	1- 1	0- 1	2- 4			
2- 2	0- 0	0- 0	HOME	1- 0	0- 1	1- 1			
1- 3	0- 1	0- 0	AWAY	0- 0	0- 0	1- 2			
0- 2	0- 0	0- 0	NEUTRAL	0- 1	0- 0	0- 1			
5- 1	0- 0	0- 0	CONFERENCE	0- 0	1- 0	4- 1			
2- 0	0- 0	0- 0	HOME	0- 0	1- 0	1- 0			
3- 1	0- 0	0- 0	AWAY	0- 0	0- 0	3- 1			
0- 0	0- 0	0- 0	NEUTRAL	0- 0	0- 0	0- 0			

RPI	S	Opponent	Score	RPI	S	Opponent	Score	RPI	S	Opponent	Score	RPI	S	Opponent	Score	Team's RPI: 192
6	A	NC State	51 83					55	H	James Madison	72 65	126	H	Chattanooga	50 58	
								76	N	SFA	68 70	145	H	Radford	68 54	
												190	H	Elon	62 77	
												197	A	Cornell	53 79	
												200	A	UNC Asheville	61 58	
												229	H	Samford	64 57	
												237	A	Campbell	46 52	
												239	N	Sacramento St.	61 65	
												264	A	Columbia	63 88	
												275	A	Winthrop	84 63	
												283	A	Fla. Atlantic	72 68	
												334	A	Charleston So.	74 66	
												346	H	Longwood	66 40	
LAST 12 Division I GAMES:																
145	H	Radford	68 54	239	N	Sacramento St.	61 65									
200	A	UNC Asheville	61 58	275	A	Winthrop	84 63									
334	A	Charleston So.	74 66	237	A	Campbell	46 52									
264	A	Columbia	63 88	346	H	Longwood	66 40									
197	A	Cornell	53 79	6	A	NC State	51 83									
76	N	SFA	68 70	190	H	Elon	62 77									

Non-Div I Games: Mid-Atlantic Christ.115 48

Hampton

Loss, Non-Conf, S Site, H Home A Away N Neutral

Average RPI	Win:	232	WON-LOST	WINNING	LAST 10	STRENGTH OF	OPP. STRENGTH	TEAM	ADJ.	CONF.	ADJ CONF.
Average RPI	Loss:	58	RECORD	PCT. RANK	GAMES	SCHEDULE	OF SCHEDULE	RPI	RPI	RPI	RPI
DIV. I ONLY		13- 7		89	8-2	147	164	97	97	23	23
DIV. I NON-CONF.		7- 7		162	0- 1	101	87	117	117	23	23
-----											
TOTALS	RPI 1-25		RPI 26-50		W-L RECORDS	RPI 51-100		RPI 101-150		RPI 150+	
13- 7	0- 1		0- 3		OVERALL	2- 2		1- 0		10- 1	
6- 2	0- 0		0- 1		HOME	2- 1		1- 0		3- 0	
7- 3	0- 0		0- 2		AWAY	0- 1		0- 0		7- 0	
0- 2	0- 1		0- 0		NEUTRAL	0- 0		0- 0		0- 1	
7- 7	0- 1		0- 3		NON-CONFERENCE	1- 2		1- 0		5- 1	
4- 2	0- 0		0- 1		HOME	1- 1		1- 0		2- 0	
3- 3	0- 0		0- 2		AWAY	0- 1		0- 0		3- 0	
0- 2	0- 1		0- 0		NEUTRAL	0- 0		0- 0		0- 1	
6- 0	0- 0		0- 0		CONFERENCE	1- 0		0- 0		5- 0	
2- 0	0- 0		0- 0		HOME	1- 0		0- 0		1- 0	
4- 0	0- 0		0- 0		AWAY	0- 0		0- 0		4- 0	
0- 0	0- 0		0- 0		NEUTRAL	0- 0		0- 0		0- 0	

RPI 1-25				RPI 26-50				RPI 51-100				Team's RPI : 97				RPI 101+			
RPI	S	Opponent	Score	RPI	S	Opponent	Score	RPI	S	Opponent	Score	RPI	S	Opponent	Score	RPI	S	Opponent	Score
5	N	Louisville	69 86	27	A	Miami (FL)	62 75	53	A	Villanova	41 59	149	H	William & Mary	50 45				
				28	H	Michigan St.	66 74	65	H	Maine	49 46	164	A	Rhode Island	65 51				
				43	A	New Mexico	65 72	66	H	Harvard	73 60	165	N	Southern Ill.	50 72				
								84	H	Princeton	38 75	167	A	Stony Brook	64 36				
												269	H	Vermont	61 32				
												280	H	Bryant	67 57				
												292	A	Central Conn. St.	54 52				
												294	A	UMass Lowell	66 44				
												308	A	New Hampshire	66 48				
												318	H	Morgan St.	80 59				
												319	A	NJIT	84 53				
												320	A	UMBC	66 52				
LAST 12 Division I GAMES:																			
				65	H	Maine	49 46	43	A	New Mexico	65 72								
				269	H	Vermont	61 32	27	A	Miami (FL)	62 75								
				320	A	UMBC	66 52	308	A	New Hampshire	66 48								
				167	A	Stony Brook	64 36	294	A	UMass Lowell	66 44								
				319	A	NJIT	84 53	84	H	Princeton	38 75								
				292	A	Central Conn. St.	54 52	28	H	Michigan St.	66 74								

Non-Div I Games:

Hartford

Average RPI Win: 187

Average RPI Loss: 46

WON-LOST  
RECORDWINNING  
PCT. RANKLAST 10  
GAMESSTRENGTH OF  
SCHEDULEOPP. STRENGTH  
OF SCHEDULETEAM  
RPIADJ.  
RPICONF.  
RPIADJ CONF.  
RPIDIV. I ONLY  
DIV. I NON-CONF.8- 6  
7- 6131  
1536-4  
1- 046  
5144  
2566  
6766  
6711  
1011  
10

TOTALS

RPI 1-25

RPI 26-50

W-L RECORDS

RPI 51-100

RPI 101-150

RPI 150+

8- 6  
3- 3  
4- 3  
1- 00- 2  
0- 1  
0- 1  
0- 01- 1  
0- 0  
1- 1  
0- 0OVERALL  
HOME  
AWAY  
NEUTRAL0- 3  
0- 2  
0- 1  
0- 00- 0  
0- 0  
0- 0  
0- 07- 0  
3- 0  
3- 0  
1- 07- 6  
2- 3  
4- 3  
1- 00- 2  
0- 1  
0- 1  
0- 01- 1  
0- 0  
1- 1  
0- 0NON-CONFERENCE  
HOME  
AWAY  
NEUTRAL0- 3  
0- 2  
0- 1  
0- 00- 0  
0- 0  
0- 0  
0- 06- 0  
2- 0  
3- 0  
1- 01- 0  
1- 0  
0- 0  
0- 00- 0  
0- 0  
0- 0  
0- 00- 0  
0- 0  
0- 0  
0- 0CONFERENCE  
HOME  
AWAY  
NEUTRAL0- 0  
0- 0  
0- 0  
0- 00- 0  
0- 0  
0- 0  
0- 01- 0  
1- 0  
0- 0  
0- 0

RPI 1-25

RPI	S	Opponent	Score
1	A	Notre Dame	58 103
16	H	Rutgers	49 60

RPI 26-50

RPI	S	Opponent	Score
30	A	Cal i forni a	85 79
35	A	Purdue	65 66

RPI 51-100

Team's RPI: 66

RPI	S	Opponent	Score
64	H	Qui nni pi ac	67 72
65	H	Mai ne	60 67
97	A	Hartford	60 73

RPI 101+

RPI	S	Opponent	Score
155	A	CSUN	75 55
164	A	Rhode Isl and	80 47
180	H	Boston U.	67 47
195 N		Jacksonville St.	69 62
227	H	Dartmouth	56 46
263	A	Si ena	73 54
279	H	La Sal le	88 43

LAST 12 Di vi si on I GAMES:

180	H	Boston U.	67	47	155	A	CSUN	75	55
16	H	Rutgers	49	60	227	H	Dartmouth	56	46
65	H	Mai ne	60	67	30	A	Cal i forni a	85	79
64	H	Qui nni pi ac	67	72	164	A	Rhode Isl and	80	47
195 N		Jacksonville St.	69	62	263	A	Si ena	73	54
97	A	Hartford	60	73	279	H	La Sal le	88	43

H  
a  
r  
v  
a  
r  
dH  
a  
r  
v  
a  
r  
d

Non-Di v I Games:

Harvard

■ Loss, 
 ■ Non-Conf, S Site, 
 ■ Home 
 ■ Away 
 N Neutral

Average RPI Win: **195**  
 Average RPI Loss: **147**

WON-LOST  
RECORD

WINNING  
PCT. RANK

LAST 10  
GAMES

STRENGTH OF  
SCHEDULE

OPP. STRENGTH  
OF SCHEDULE

TEAM  
RPI

ADJ.  
RPI

CONF.  
RPI

ADJ CONF.  
RPI

DIV. I ONLY	4- 11	286	4-6	152	167	268	268	21	21
DIV. I NON-CONF.	3- 9	271	0- 1	177	128	275	275	21	21
-----									
TOTALS	RPI 1-25	RPI 26-50	W-L RECORDS	RPI 51-100	RPI 101-150	RPI 150+			
4- 11	0- 1	0- 1	OVERALL	1- 1	1- 2	2- 6			
3- 6	0- 1	0- 0	HOME	1- 1	1- 2	1- 2			
1- 4	0- 0	0- 0	AWAY	0- 0	0- 0	1- 4			
0- 1	0- 0	0- 1	NEUTRAL	0- 0	0- 0	0- 0			
3- 9	0- 1	0- 1	NON-CONFERENCE	0- 1	1- 2	2- 4			
2- 5	0- 1	0- 0	HOME	0- 1	1- 2	1- 1			
1- 3	0- 0	0- 0	AWAY	0- 0	0- 0	1- 3			
0- 1	0- 0	0- 1	NEUTRAL	0- 0	0- 0	0- 0			
1- 2	0- 0	0- 0	CONFERENCE	1- 0	0- 0	0- 2			
1- 1	0- 0	0- 0	HOME	1- 0	0- 0	0- 1			
0- 1	0- 0	0- 0	AWAY	0- 0	0- 0	0- 1			
0- 0	0- 0	0- 0	NEUTRAL	0- 0	0- 0	0- 0			

RPI 1-25				RPI 26-50				RPI 51-100				RPI 101+ Team's RPI: 268			
RPI	S	Opponent	Score	RPI	S	Opponent	Score	RPI	S	Opponent	Score	RPI	S	Opponent	Score
4	H	Stanford	59 <b>81</b>	41	N	Utah	48 <b>73</b>	96	H	FGCU	67 <b>73</b>	115	H	American	57 <b>69</b>
								100	H	UC Davis	65 60	128	H	Portland	65 <b>72</b>
												129	H	Idaho	69 61
												155	H	CSUN	29 <b>49</b>
												159	H	Pepperdine	64 <b>65</b>
												213	A	San Diego St.	57 <b>58</b>
												216	A	UNLV	66 61
												218	A	Cal St. Fullerton	68 <b>72</b>
												240	A	Nevada	78 <b>79</b>
												245	A	San Diego	50 <b>58</b>
												336	H	Seattle U	67 51
-----															
LAST 12 Division I GAMES:															
240	A	Nevada	78 <b>79</b>	41	N	Utah	48 <b>73</b>	155	H	CSUN	29 <b>49</b>	128	H	Portland	65 <b>72</b>
216	A	UNLV	66 61					100	H	UC Davis	65 60				
129	H	Idaho	69 61					218	A	Cal St. Fullerton	68 <b>72</b>				
4	H	Stanford	59 <b>81</b>					336	H	Seattle U	67 51				
96	H	FGCU	67 <b>73</b>					128	H	Portland	65 <b>72</b>				
115	H	American	57 <b>69</b>												

Non-Div I Games: Hawai i Paci fic 66 51

Hawai i

Average RPI Win:	270	WON-LOST	WINNING	LAST 10	STRENGTH OF	OPP. STRENGTH	TEAM	ADJ.	CONF.	ADJ CONF.
Average RPI Loss:	106	RECORD	PCT. RANK	GAMES	SCHEDULE	OF SCHEDULE	RPI	RPI	RPI	RPI
DIV. I ONLY	9- 6	118	7-3	211	292	140	140	28	28	
DIV. I NON-CONF.	5- 4	139	0- 0	156	228	126	126	29	29	
-----										
TOTALS	RPI 1-25	RPI 26-50	W-L RECORDS	RPI 51-100	RPI 101-150	RPI 150+				
9- 6	0- 1	0- 1	OVERALL	0- 1	1- 2	8- 1				
6- 0	0- 0	0- 0	HOME	0- 0	1- 0	5- 0				
3- 6	0- 1	0- 1	AWAY	0- 1	0- 2	3- 1				
0- 0	0- 0	0- 0	NEUTRAL	0- 0	0- 0	0- 0				
5- 4	0- 1	0- 1	NON-CONFERENCE	0- 1	1- 1	4- 0				
4- 0	0- 0	0- 0	HOME	0- 0	1- 0	3- 0				
1- 4	0- 1	0- 1	AWAY	0- 1	0- 1	1- 0				
0- 0	0- 0	0- 0	NEUTRAL	0- 0	0- 0	0- 0				
4- 2	0- 0	0- 0	CONFERENCE	0- 0	0- 1	4- 1				
2- 0	0- 0	0- 0	HOME	0- 0	0- 0	2- 0				
2- 2	0- 0	0- 0	AWAY	0- 0	0- 1	2- 1				
0- 0	0- 0	0- 0	NEUTRAL	0- 0	0- 0	0- 0				

RPI 1-25				RPI 26-50				RPI 51-100				RPI 101+				Team's RPI: 140
RPI	S	Opponent	Score	RPI	S	Opponent	Score	RPI	S	Opponent	Score	RPI	S	Opponent	Score	
24	A	Kentucky	49 71	38	A	Clemson	64 83	88	A	Miami (OH)	55 68	115	H	American	66 61	
												142	A	Davidson	62 71	
												145	A	Radford	58 80	
												200	A	UNC Asheville	56 67	
												236	A	ETSU	73 65	
												237	H	Campbell	65 60	
												251	A	Gardner-Webb	78 61	
												259	H	Norfolk St.	83 51	
												322	H	UNC Greensboro	82 75	
												325	H	Presbyterian	79 40	
												341	A	USC Upstate	87 61	
												348	H	N.C. Central	80 69	
-----																
LAST 12 Division I GAMES:																
145	A	Radford	58 80	237	H	Campbell	65 60									
341	A	USC Upstate	87 61	200	A	UNC Asheville	56 67									
236	A	ETSU	73 65	251	A	Gardner-Webb	78 61									
115	H	American	66 61	325	H	Presbyterian	79 40									
259	H	Norfolk St.	83 51	322	H	UNC Greensboro	82 75									
38	A	Clemson	64 83	142	A	Davidson	62 71									

Non-Div I Games: Greensboro 102 50 Mars Hill 86 36

High Point

Average RPI Win:	281	WON-LOST	WINNING	LAST 10	STRENGTH OF	OPP. STRENGTH	TEAM	ADJ.	CONF.	ADJ CONF.
Average RPI Loss:	157	RECORD	PCT. RANK	GAMES	SCHEDULE	OF SCHEDULE	RPI	RPI	RPI	RPI
DIV. I ONLY	5- 12	268	3-7	188	268	261	261	10	10	
DIV. I NON-CONF.	5- 6	177	0- 0	258	329	229	229	13	13	
-----										
TOTALS	RPI 1-25	RPI 26-50	W-L RECORDS	RPI 51-100	RPI 101-150	RPI 150+				
5- 12	0- 0	0- 0	OVERALL	0- 2	0- 4	5- 6				
1- 6	0- 0	0- 0	HOME	0- 0	0- 2	1- 4				
3- 4	0- 0	0- 0	AWAY	0- 1	0- 1	3- 2				
1- 2	0- 0	0- 0	NEUTRAL	0- 1	0- 1	1- 0				
5- 6	0- 0	0- 0	NON-CONFERENCE	0- 1	0- 1	5- 4				
1- 2	0- 0	0- 0	HOME	0- 0	0- 0	1- 2				
3- 2	0- 0	0- 0	AWAY	0- 0	0- 0	3- 2				
1- 2	0- 0	0- 0	NEUTRAL	0- 1	0- 1	1- 0				
0- 6	0- 0	0- 0	CONFERENCE	0- 1	0- 3	0- 2				
0- 4	0- 0	0- 0	HOME	0- 0	0- 2	0- 2				
0- 2	0- 0	0- 0	AWAY	0- 1	0- 1	0- 0				
0- 0	0- 0	0- 0	NEUTRAL	0- 0	0- 0	0- 0				

RPI 1-25				RPI 26-50				RPI 51-100				RPI 101+				Team's RPI: 261
RPI	S	Opponent	Score	RPI	S	Opponent	Score	RPI	S	Opponent	Score	RPI	S	Opponent	Score	
								55	A	James Madison	54 77	102	A	Towson	68 92	
								82	N	Wright St.	64 93	123	H	Drexel	49 61	
												135	N	Marist	57 71	
												149	H	William & Mary	55 60	
												167	A	Stony Brook	49 77	
												190	H	Elon	64 77	
												191	H	Delaware	59 78	
												211	H	Sacred Heart	64 70	
												215	A	Holy Cross	66 72	
												244	N	Stetson	53 50	
												246	A	St. Bonaventure	67 59	
												263	A	Siena	57 50	
												264	H	Col umbi a	63 65	
												320	A	UMBC	45 42	
												331	H	Iona	74 49	
LAST 12 Division I GAMES:																
190	H	Elon	64 77	123	H	Drexel	49 61									
149	H	William & Mary	55 60	191	H	Delaware	59 78									
263	A	Siena	57 50	102	A	Towson	68 92									
320	A	UMBC	45 42	55	A	James Madison	54 77									
215	A	Holy Cross	66 72	244	N	Stetson	53 50									
211	H	Sacred Heart	64 70	135	N	Marist	57 71									

Non-Div I Games: Wilmington (DE) 77 56

Hofstra

Average RPI Win:	257	WON-LOST	WINNING	LAST 10	STRENGTH OF	OPP. STRENGTH	TEAM	ADJ.	CONF.	ADJ CONF.
Average RPI Loss:	214	RECORD	PCT. RANK	GAMES	SCHEDULE	OF SCHEDULE	RPI	RPI	RPI	RPI
DIV. I ONLY	11- 7	112	5-5	324	274	215	215	19	19	
DIV. I NON-CONF.	8- 3	72	0- 0	330	277	190	190	24	24	
-----										
TOTALS	RPI 1-25	RPI 26-50	W-L RECORDS	RPI 51-100	RPI 101-150	RPI 150+				
11- 7	0- 0	0- 0	OVERALL	0- 1	0- 1	11- 5				
8- 2	0- 0	0- 0	HOME	0- 0	0- 0	8- 2				
3- 5	0- 0	0- 0	AWAY	0- 1	0- 1	3- 3				
0- 0	0- 0	0- 0	NEUTRAL	0- 0	0- 0	0- 0				
8- 3	0- 0	0- 0	NON-CONFERENCE	0- 1	0- 0	8- 2				
5- 1	0- 0	0- 0	HOME	0- 0	0- 0	5- 1				
3- 2	0- 0	0- 0	AWAY	0- 1	0- 0	3- 1				
0- 0	0- 0	0- 0	NEUTRAL	0- 0	0- 0	0- 0				
3- 4	0- 0	0- 0	CONFERENCE	0- 0	0- 1	3- 3				
3- 1	0- 0	0- 0	HOME	0- 0	0- 0	3- 1				
0- 3	0- 0	0- 0	AWAY	0- 0	0- 1	0- 2				
0- 0	0- 0	0- 0	NEUTRAL	0- 0	0- 0	0- 0				

RPI 1-25				RPI 26-50				RPI 51-100				RPI 101+ Team's RPI: 215			
RPI	S	Opponent	Score	RPI	S	Opponent	Score	RPI	S	Opponent	Score	RPI	S	Opponent	Score
								78	A	Boston College	63 89	133	A	Lehigh	55 64
												164	H	Rhode Island	73 65
												180	H	Boston U.	75 69
												203	H	Rider	71 61
												206	H	Brown	85 89
												209	A	Navy	47 54
												233	H	Colgate	67 70
												255	A	Albany (NY)	56 50
												261	H	Hofstra	72 66
												269	A	Vermont	65 40
												280	A	Bryant	81 62
												285	H	Army West Point	58 39
												294	H	UMass Lowell	63 54
												300	H	Loyola Maryland	78 60
												308	A	New Hampshire	62 74
												328	A	Lafayette	63 73
												340	H	Manhattan	61 53
-----															
LAST 12 Division I GAMES:															
133	A	Lehigh	55 64	285	H	Army West Point	58 39								
328	A	Lafayette	63 73	180	H	Boston U.	75 69								
233	H	Colgate	67 70	209	A	Navy	47 54								
280	A	Bryant	81 62	300	H	Loyola Maryland	78 60								
340	H	Manhattan	61 53	261	H	Hofstra	72 66								
308	A	New Hampshire	62 74	294	H	UMass Lowell	63 54								

Non-Div I Games:

Holy Cross



Average RPI Win: 217

Average RPI Loss: 71

WON-LOST  
RECORDWINNING  
PCT. RANKLAST 10  
GAMESSTRENGTH OF  
SCHEDULEOPP. STRENGTH  
OF SCHEDULETEAM  
RPIADJ.  
RPICONF.  
RPIADJ CONF.  
RPIDIV. I ONLY  
DIV. I NON-CONF.9- 9  
6- 7165  
1726-4  
0- 091  
9086  
82119  
110119  
1109  
99  
9

TOTALS

RPI 1-25

RPI 26-50

W-L RECORDS

RPI 51-100

RPI 101-150

RPI 150+

9- 9  
2- 5  
7- 4  
0- 00- 1  
0- 1  
0- 0  
0- 01- 3  
1- 2  
0- 1  
0- 0OVERALL  
HOME  
AWAY  
NEUTRAL0- 3  
0- 1  
0- 2  
0- 00- 2  
0- 1  
0- 1  
0- 08- 0  
1- 0  
7- 0  
0- 06- 7  
1- 4  
5- 3  
0- 00- 0  
0- 0  
0- 0  
0- 01- 3  
1- 2  
0- 1  
0- 0NON-CONFERENCE  
HOME  
AWAY  
NEUTRAL0- 2  
0- 1  
0- 1  
0- 00- 2  
0- 1  
0- 1  
0- 05- 0  
0- 0  
5- 0  
0- 03- 2  
1- 1  
2- 1  
0- 00- 1  
0- 1  
0- 0  
0- 00- 0  
0- 0  
0- 0  
0- 0CONFERENCE  
HOME  
AWAY  
NEUTRAL0- 1  
0- 0  
0- 1  
0- 00- 0  
0- 0  
0- 0  
0- 03- 0  
1- 0  
2- 0  
0- 0

RPI 1-25

RPI S Opponent  
8 H UConnScore  
61 81

RPI 26-50

RPI S Opponent  
30 A Cal i forni a  
31 H Texas A&M  
37 H Georgi a Tech  
43 H New Mexi coScore  
79 80  
52 68  
95 89  
84 89

RPI 51-100

RPI S Opponent  
78 H Boston Col lege  
96 A FGCU  
99 A Ci nci nnatiScore  
57 64  
71 76  
57 68

RPI 101+

Team's RPI: 119

RPI S Opponent Score  
125 H UT Ar l ington 61 65  
132 A Loui si ana Tech 88 100  
199 A George Mason 66 56  
205 A SMU 72 61  
207 A Southern Mi ss. 61 44  
231 H Temple 78 65  
236 A ETSU 84 77  
264 A Col umbi a 83 72  
271 A Wi chi ta St. 66 58  
305 A Incarnate Word 79 60

LAST 12 Division I GAMES:

8 H UConn 61 81  
207 A Southern Miss. 61 44  
199 A George Mason 66 56  
125 H UT Ar l ington 61 65  
31 H Texas A&M 52 68  
236 A ETSU 84 7799 A Ci nci nnati 57 68  
271 A Wi chi ta St. 66 58  
231 H Temple 78 65  
205 A SMU 72 61  
96 A FGCU 71 76  
43 H New Mexi co 84 89

Houston

Houston

Non-Div I Games:

Houston

Loss, Non-Conf, S Site, H Home A Away N Neutral

Average RPI Win:	318	WON-LOST	WINNING	LAST 10	STRENGTH OF	OPP. STRENGTH	TEAM	ADJ.	CONF.	ADJ CONF.
Average RPI Loss:	177	RECORD	PCT. RANK	GAMES	SCHEDULE	OF SCHEDULE	RPI	RPI	RPI	RPI
DIV. I ONLY	2- 10	319	2-8	232	311	332	332	26	26	
DIV. I NON-CONF.	1- 5	311	0- 0	229	279	324	324	22	22	
-----										
TOTALS	RPI 1-25	RPI 26-50	W-L RECORDS	RPI 51-100	RPI 101-150	RPI 150+				
2- 10	0- 0	0- 0	OVERALL	0- 2	0- 0	2- 8				
2- 3	0- 0	0- 0	HOME	0- 0	0- 0	2- 3				
0- 7	0- 0	0- 0	AWAY	0- 2	0- 0	0- 5				
0- 0	0- 0	0- 0	NEUTRAL	0- 0	0- 0	0- 0				
1- 5	0- 0	0- 0	NON-CONFERENCE	0- 1	0- 0	1- 4				
1- 1	0- 0	0- 0	HOME	0- 0	0- 0	1- 1				
0- 4	0- 0	0- 0	AWAY	0- 1	0- 0	0- 3				
0- 0	0- 0	0- 0	NEUTRAL	0- 0	0- 0	0- 0				
1- 5	0- 0	0- 0	CONFERENCE	0- 1	0- 0	1- 4				
1- 2	0- 0	0- 0	HOME	0- 0	0- 0	1- 2				
0- 3	0- 0	0- 0	AWAY	0- 1	0- 0	0- 2				
0- 0	0- 0	0- 0	NEUTRAL	0- 0	0- 0	0- 0				

RPI 1-25				RPI 26-50				RPI 51-100				RPI 101+				Team's RPI: 332
RPI	S	Opponent	Score	RPI	S	Opponent	Score	RPI	S	Opponent	Score	RPI	S	Opponent	Score	
								69	A	Lamar University	50 63	158	A	Texas Tech	76 82	
								71	A	Oklahoma St.	44 77	170	H	Oral Roberts	56 74	
												172	H	Abilene Christian	62 72	
												189	A	North Texas	75 100	
												202	A	Nicholls St.	54 77	
												230	H	Sam Houston St.	63 74	
												238	A	Southeastern La.	65 73	
												271	A	Wichita St.	50 68	
												312	H	New Orleans	83 74	
												324	H	La. -Monroe	68 60	
LAST 12 Division I GAMES:																
312	H	New Orleans	83 74	238	A	Southeastern La.	65 73									
69	A	Lamar University	50 63	230	H	Sam Houston St.	63 74									
324	H	La. -Monroe	68 60	172	H	Abilene Christian	62 72									
170	H	Oral Roberts	56 74	202	A	Nicholls St.	54 77									
71	A	Oklahoma St.	44 77	158	A	Texas Tech	76 82									
189	A	North Texas	75 100	271	A	Wichita St.	50 68									

Non-Div I Games: Howard Payne 93 60 Tex. A&M Int'l 81 48 McMurry 92 41 Southwest (NM) 100 57  
Houston Baptist

Average RPI Win: 288  
Average RPI Loss: 193

Average RPI Win:	288	WON-LOST	WINNING	LAST 10	STRENGTH OF	OPP. STRENGTH	TEAM	ADJ.	CONF.	ADJ CONF.
Average RPI Loss:	193	RECORD	PCT. RANK	GAMES	SCHEDULE	OF SCHEDULE	RPI	RPI	RPI	RPI
DIV. I ONLY		10- 8	142	5-5	323	332	223	223	32	32
DIV. I NON-CONF.		7- 6	153	0- 0	299	297	205	205	32	32
TOTALS	RPI 1-25	RPI 26-50	W-L RECORDS	RPI 51-100	RPI 101-150	RPI 150+				
10- 8	0- 0	0- 1	OVERALL	0- 1	0- 1	10- 5				
5- 2	0- 0	0- 0	HOME	0- 0	0- 0	5- 2				
5- 6	0- 0	0- 1	AWAY	0- 1	0- 1	5- 3				
0- 0	0- 0	0- 0	NEUTRAL	0- 0	0- 0	0- 0				
7- 6	0- 0	0- 1	NON-CONFERENCE	0- 1	0- 1	7- 3				
2- 2	0- 0	0- 0	HOME	0- 0	0- 0	2- 2				
5- 4	0- 0	0- 1	AWAY	0- 1	0- 1	5- 1				
0- 0	0- 0	0- 0	NEUTRAL	0- 0	0- 0	0- 0				
3- 2	0- 0	0- 0	CONFERENCE	0- 0	0- 0	3- 2				
3- 0	0- 0	0- 0	HOME	0- 0	0- 0	3- 0				
0- 2	0- 0	0- 0	AWAY	0- 0	0- 0	0- 2				
0- 0	0- 0	0- 0	NEUTRAL	0- 0	0- 0	0- 0				

RPI 1-25				RPI 26-50				RPI 51-100				RPI 101+				Team's RPI: 223			
RPI	S	Opponent	Score	RPI	S	Opponent	Score	RPI	S	Opponent	Score	RPI	S	Opponent	Score				
				47	A	North Carolina	63 85					99	A	Cincinnati	51 85	149	A	William & Mary	75 88
																177	H	Mercer	70 85
																199	H	George Mason	73 59
																219	A	UMES	72 80
																237	A	Campbell	69 64
																248	A	Niagara	68 61
																263	H	Siena	81 86
																277	H	Bethune-Cookman	61 40
																278	A	Richmond	60 67
																279	A	La Salle	57 54
																310	A	South Carolina St.	63 72
																313	A	FIU	89 62
																318	H	Morgan St.	79 56
																319	H	NJIT	77 57
																345	H	Florida A&M	74 68
																347	A	Fairleigh Dickinson	79 58
LAST 12 Division I GAMES:																			
				345	H	Florida A&M	74 68	310	A	South Carolina St.	63 72								
				47	A	North Carolina	63 85	318	H	Morgan St.	79 56								
				99	A	Cincinnati	51 85	277	H	Bethune-Cookman	61 40								
				177	H	Mercer	70 85	219	A	UMES	72 80								
				313	A	FIU	89 62	278	A	Richmond	60 67								
				237	A	Campbell	69 64	248	A	Niagara	68 61								

### Non-Div I Games:

Howard

Average RPI Win:	239	WON-LOST	WINNING	LAST 10	STRENGTH OF	OPP. STRENGTH	TEAM	ADJ.	CONF.	ADJ CONF.
Average RPI Loss:	93	RECORD	PCT. RANK	GAMES	SCHEDULE	OF SCHEDULE	RPI	RPI	RPI	RPI
DIV. I ONLY	10- 7	123	5-5	196	159	153	153	20	20	
DIV. I NON-CONF.	5- 5	162	0- 0	44	91	71	71	19	19	
-----										
TOTALS	RPI 1-25	RPI 26-50	W-L RECORDS	RPI 51-100	RPI 101-150	RPI 150+				
10- 7	0- 1	0- 1	OVERALL	0- 2	2- 1	8- 2				
5- 3	0- 0	0- 1	HOME	0- 2	1- 0	4- 0				
4- 4	0- 1	0- 0	AWAY	0- 0	0- 1	4- 2				
1- 0	0- 0	0- 0	NEUTRAL	0- 0	1- 0	0- 0				
5- 5	0- 1	0- 1	NON-CONFERENCE	0- 1	2- 0	3- 2				
1- 2	0- 0	0- 1	HOME	0- 1	1- 0	0- 0				
3- 3	0- 1	0- 0	AWAY	0- 0	0- 0	3- 2				
1- 0	0- 0	0- 0	NEUTRAL	0- 0	1- 0	0- 0				
5- 2	0- 0	0- 0	CONFERENCE	0- 1	0- 1	5- 0				
4- 1	0- 0	0- 0	HOME	0- 1	0- 0	4- 0				
1- 1	0- 0	0- 0	AWAY	0- 0	0- 1	1- 0				
0- 0	0- 0	0- 0	NEUTRAL	0- 0	0- 0	0- 0				

RPI 1-25				RPI 26-50				RPI 51-100				RPI 101+ Team's RPI: 153			
RPI	S	Opponent	Score	RPI	S	Opponent	Score	RPI	S	Opponent	Score	RPI	S	Opponent	Score
10	A	Iowa	58 72	34	H	Ohio	66 73	77	H	UNI	40 53	124	A	Youngstown St.	52 70
								82	H	Wright St.	75 78	134	N	VCU	63 61
												143	H	UT Martin	73 72
												156	A	Indiana St.	64 59
												162	A	Wisconsin	64 65
												165	A	Southern Ill.	73 78
												193	A	Ole Miss	66 58
												256	A	UTSA	58 50
												266	A	Cleveland St.	75 50
												281	H	Northern Ky.	70 48
												299	H	Oakland	82 53
												329	H	Detroit Mercy	82 47
												335	H	UIC	71 43
LAST 12 Division I GAMES:															
266	A	Cleveland St.	75 50	335	H	UIC	71 43	299	H	Oakland	82 53	124	A	Youngstown St.	52 70
281	H	Northern Ky.	70 48	299	H	Detroit Mercy	82 47	156	A	Indiana St.	64 59	77	H	UNI	40 53
82	H	Wright St.	75 78	124	A	Youngstown St.	52 70								
165	A	Southern Ill.	73 78												
34	H	Ohio	66 73												
10	A	Iowa	58 72												

Non-Div I Games: Purdue Northwest 101 40

IUPUI

Average RPI Win:	187	WON-LOST	WINNING	LAST 10	STRENGTH OF	OPP. STRENGTH	TEAM	ADJ.	CONF.	ADJ CONF.
Average RPI Loss:	118	RECORD	PCT. RANK	GAMES	SCHEDULE	OF SCHEDULE	RPI	RPI	RPI	RPI
DIV. I ONLY	7- 8	195	5-5	118	94	129	129	15	15	
DIV. I NON-CONF.	3- 6	241	0- 0	69	66	152	152	12	12	
-----										
TOTALS	RPI 1-25	RPI 26-50	W-L RECORDS	RPI 51-100	RPI 101-150	RPI 150+				
7- 8	0- 2	0- 0	OVERALL	0- 2	2- 2	5- 2				
3- 1	0- 0	0- 0	HOME	0- 0	0- 1	3- 0				
4- 6	0- 2	0- 0	AWAY	0- 1	2- 1	2- 2				
0- 1	0- 0	0- 0	NEUTRAL	0- 1	0- 0	0- 0				
3- 6	0- 2	0- 0	NON-CONFERENCE	0- 2	0- 0	3- 2				
2- 0	0- 0	0- 0	HOME	0- 0	0- 0	2- 0				
1- 5	0- 2	0- 0	AWAY	0- 1	0- 0	1- 2				
0- 1	0- 0	0- 0	NEUTRAL	0- 1	0- 0	0- 0				
4- 2	0- 0	0- 0	CONFERENCE	0- 0	2- 2	2- 0				
1- 1	0- 0	0- 0	HOME	0- 0	0- 1	1- 0				
3- 1	0- 0	0- 0	AWAY	0- 0	2- 1	1- 0				
0- 0	0- 0	0- 0	NEUTRAL	0- 0	0- 0	0- 0				

RPI 1-25				RPI 26-50				RPI 51-100				RPI 101+				Team's RPI: 129	
RPI	S	Opponent	Score	RPI	S	Opponent	Score	RPI	S	Opponent	Score	RPI	S	Opponent	Score		
4	A	Stanford	71 115					62	N	Boise St.	85 91	112	H	Northern Colo.	72 86		
11	A	Gonzaga	51 88					81	A	Wyoming	61 64	118	A	Idaho St.	86 72		

Average RPI Win:	238	WON-LOST	WINNING	LAST 10	STRENGTH OF	OPP. STRENGTH	TEAM	ADJ.	CONF.	ADJ CONF.
Average RPI Loss:	64	RECORD	PCT. RANK	GAMES	SCHEDULE	OF SCHEDULE	RPI	RPI	RPI	RPI
DIV. I ONLY	9- 6	118	8-2	160	160	118	118	15	15	
DIV. I NON-CONF.	4- 4	162	0- 0	23	190	62	62	12	12	
-----										
TOTALS	RPI 1-25	RPI 26-50	W-L RECORDS	RPI 51-100	RPI 101-150	RPI 150+				
9- 6	0- 1	0- 2	OVERALL	0- 1	0- 2	9- 0				
4- 1	0- 0	0- 0	HOME	0- 0	0- 1	4- 0				
4- 4	0- 1	0- 1	AWAY	0- 1	0- 1	4- 0				
1- 1	0- 0	0- 1	NEUTRAL	0- 0	0- 0	1- 0				
4- 4	0- 1	0- 2	NON-CONFERENCE	0- 1	0- 0	4- 0				
2- 0	0- 0	0- 0	HOME	0- 0	0- 0	2- 0				
1- 3	0- 1	0- 1	AWAY	0- 1	0- 0	1- 0				
1- 1	0- 0	0- 1	NEUTRAL	0- 0	0- 0	1- 0				
5- 2	0- 0	0- 0	CONFERENCE	0- 0	0- 2	5- 0				
2- 1	0- 0	0- 0	HOME	0- 0	0- 1	2- 0				
3- 1	0- 0	0- 0	AWAY	0- 0	0- 1	3- 0				
0- 0	0- 0	0- 0	NEUTRAL	0- 0	0- 0	0- 0				

RPI 1-25				RPI 26-50				RPI 51-100				RPI 101+				Team's RPI: 118
RPI	S	Opponent	Score	RPI	S	Opponent	Score	RPI	S	Opponent	Score	RPI	S	Opponent	Score	
11	A	Gonzaga	51 70	37	N	Georgia Tech	51 74	56	A	Arizona	46 71	112	A	Northern Colo.	56 60	
				41	A	Utah	60 74					129	H	Idaho	72 86	
												159	H	Pepperdine	65 63	
												174	H	Eastern Wash.	63 48	
												210	A	Southern Utah	69 57	
												222	H	Utah Valley	80 68	
												239	H	Sacramento St.	73 43	
												260	A	Northern Ariz.	80 69	
												287	A	California Baptist	72 57	
												289	N	Kennesaw St.	60 49	
												304	A	Weber St.	70 57	
-----																
LAST 12 Division I GAMES:																
210	A	Southern Utah	69 57	112	A	Northern Colo.	56 60									
174	H	Eastern Wash.	63 48	239	H	Sacramento St.	73 43									
129	H	Idaho	72 86	304	A	Weber St.	70 57									
159	H	Pepperdine	65 63	260	A	Northern Ariz.	80 69									
222	H	Utah Valley	80 68	289	N	Kennesaw St.	60 49									
37	N	Georgia Tech	51 74	41	A	Utah	60 74									

Non-Div I Games: Benedictine Mesa 88 51

Idaho St.

Average RPI Win:	233	WON-LOST	WINNING	LAST 10	STRENGTH OF	OPP. STRENGTH	TEAM	ADJ.	CONF.	ADJ CONF.
Average RPI Loss:	71	RECORD	PCT. RANK	GAMES	SCHEDULE	OF SCHEDULE	RPI	RPI	RPI	RPI
DIV. I ONLY	9- 9	165	3-7	97	114	166	166	4	4	
DIV. I NON-CONF.	8- 3	72	0- 0	238	281	156	156	5	5	
-----										
TOTALS	RPI 1-25	RPI 26-50	W-L RECORDS	RPI 51-100	RPI 101-150	RPI 150+				
9- 9	0- 2	0- 3	OVERALL	0- 2	1- 1	8- 1				
7- 5	0- 2	0- 2	HOME	0- 1	0- 0	7- 0				
2- 3	0- 0	0- 1	AWAY	0- 1	1- 1	1- 0				
0- 1	0- 0	0- 0	NEUTRAL	0- 0	0- 0	0- 1				
8- 3	0- 0	0- 2	NON-CONFERENCE	0- 0	0- 0	8- 1				
7- 1	0- 0	0- 1	HOME	0- 0	0- 0	7- 0				
1- 1	0- 0	0- 1	AWAY	0- 0	0- 0	1- 0				
0- 1	0- 0	0- 0	NEUTRAL	0- 0	0- 0	0- 1				
1- 6	0- 2	0- 1	CONFERENCE	0- 2	1- 1	0- 0				
0- 4	0- 2	0- 1	HOME	0- 1	0- 0	0- 0				
1- 2	0- 0	0- 0	AWAY	0- 1	1- 1	0- 0				
0- 0	0- 0	0- 0	NEUTRAL	0- 0	0- 0	0- 0				

RPI 1-25				RPI 26-50				RPI 51-100				RPI 101+				Team's RPI: 166
RPI	S	Opponent	Score	RPI	S	Opponent	Score	RPI	S	Opponent	Score	RPI	S	Opponent	Score	
10	H	Iowa	75 94	29	H	Indiana	83 85	74	H	Nebraska	67 77	108	A	Minnesota	66 62	
16	H	Rutgers	60 71	36	H	Missouri	45 67	80	A	Northwestern	45 68	116	A	Penn St.	48 62	
				38	A	Clemson	67 69					156	H	Indiana St.	75 57	
												185	H	Eastern Mich.	72 66	
												201	H	SIUE	74 57	
												239	N	Sacramento St.	107 109	
												264	H	Columbia	76 69	
												282	H	Alabama A&M	88 60	
												284	H	Murray St.	84 52	
												307	A	Cal Poly	74 51	
												309	H	Valparaiso	73 54	
-----																
LAST 12 Division I GAMES:																
108	A	Minnesota	66 62	10	H	Iowa	75 94	74	H	Nebraska	67 77	116	A	Penn St.	48 62	
80	A	Northwestern	45 68	29	H	Indiana	83 85	16	H	Rutgers	60 71	156	H	Indiana St.	75 57	
29	H	Indiana	83 85	36	H	Missouri	45 67	185	H	Eastern Mich.	72 66					
36	H	Missouri	45 67	74	57											
201	H	SIUE	74 57	84	52											
284	H	Murray St.	84 52													

Non-Div I Games:

Illinois

Average RPI Win:	233	WON-LOST	WINNING	LAST 10	STRENGTH OF	OPP. STRENGTH	TEAM	ADJ.	CONF.	ADJ CONF.
Average RPI Loss:	133	RECORD	PCT. RANK	GAMES	SCHEDULE	OF SCHEDULE	RPI	RPI	RPI	RPI
DIV. I ONLY	9- 7	133	7-3	252	186	182	182	12	12	
DIV. I NON-CONF.	6- 4	125	0- 0	298	295	183	183	14	14	
-----										
TOTALS	RPI 1-25	RPI 26-50	W-L RECORDS	RPI 51-100	RPI 101-150	RPI 150+				
9- 7	0- 2	0- 0	OVERALL	1- 1	0- 0	8- 4				
6- 2	0- 1	0- 0	HOME	1- 1	0- 0	5- 0				
3- 5	0- 1	0- 0	AWAY	0- 0	0- 0	3- 4				
0- 0	0- 0	0- 0	NEUTRAL	0- 0	0- 0	0- 0				
6- 4	0- 1	0- 0	NON-CONFERENCE	0- 0	0- 0	6- 3				
4- 0	0- 0	0- 0	HOME	0- 0	0- 0	4- 0				
2- 4	0- 1	0- 0	AWAY	0- 0	0- 0	2- 3				
0- 0	0- 0	0- 0	NEUTRAL	0- 0	0- 0	0- 0				
3- 3	0- 1	0- 0	CONFERENCE	1- 1	0- 0	2- 1				
2- 2	0- 1	0- 0	HOME	1- 1	0- 0	1- 0				
1- 1	0- 0	0- 0	AWAY	0- 0	0- 0	1- 1				
0- 0	0- 0	0- 0	NEUTRAL	0- 0	0- 0	0- 0				

RPI 1-25				RPI 26-50				RPI 51-100				RPI 101+				Team's RPI: 182
RPI	S	Opponent	Score	RPI	S	Opponent	Score	RPI	S	Opponent	Score	RPI	S	Opponent	Score	
12	H	Drake	64 82					77	H	UNI	66 64	156	A	Indiana St.	44 59	
21	A	Butler	56 58					90	H	Missouri St.	47 59	165	H	Southern Ill.	60 52	
												185	A	Eastern Mi ch.	41 50	
												194	A	UMKC	62 55	
												198	H	Saint Louis	72 67	
												201	A	SIUE	61 68	
												224	H	North Dakota	67 55	
												266	A	Cleveland St.	63 67	
												281	A	Northern Ky.	58 53	
												299	H	Oakland	62 56	
												315	H	Austin Peay	61 49	
												344	A	Evansville	72 61	
-----																
LAST 12 Division I GAMES:																
12	H	Drake	64 82	90	H	Missouri St.	47 59	165	H	Southern Ill.	60 52	344	A	Evansville	72 61	
77	H	UNI	66 64	21	A	Butler	56 58	156	A	Indiana St.	44 59	299	H	Oakland	62 56	
194	A	UMKC	62 55													
198	H	Saint Louis	72 67													
281	A	Northern Ky.	58 53													
315	H	Austin Peay	61 49													

Non-Div I Games: Maryville (MO) 61 52

Illinois St.



Average RPI Win:	321	WON-LOST	WINNING	LAST 10	STRENGTH OF	OPP. STRENGTH	TEAM	ADJ.	CONF.	ADJ CONF.
Average RPI Loss:	155	RECORD	PCT. RANK	GAMES	SCHEDULE	OF SCHEDULE	RPI	RPI	RPI	RPI

DIV. I ONLY	1- 16	344	1-9	134	246	305	305	26	26
DIV. I NON-CONF.	0- 11	336	0- 0	87	207	306	306	22	22
-----									
TOTALS	RPI 1-25	RPI 26-50	W-L RECORDS	RPI 51-100	RPI 101-150	RPI 150+			
1- 16	0- 1	0- 1	OVERALL	0- 3	0- 4	1- 7			
0- 7	0- 0	0- 0	HOME	0- 2	0- 3	0- 2			
1- 9	0- 1	0- 1	AWAY	0- 1	0- 1	1- 5			
0- 0	0- 0	0- 0	NEUTRAL	0- 0	0- 0	0- 0			
0- 11	0- 1	0- 1	NON-CONFERENCE	0- 1	0- 4	0- 4			
0- 4	0- 0	0- 0	HOME	0- 0	0- 3	0- 1			
0- 7	0- 1	0- 1	AWAY	0- 1	0- 1	0- 3			
0- 0	0- 0	0- 0	NEUTRAL	0- 0	0- 0	0- 0			
1- 5	0- 0	0- 0	CONFERENCE	0- 2	0- 0	1- 3			
0- 3	0- 0	0- 0	HOME	0- 2	0- 0	0- 1			
1- 2	0- 0	0- 0	AWAY	0- 0	0- 0	1- 2			
0- 0	0- 0	0- 0	NEUTRAL	0- 0	0- 0	0- 0			

RPI 1-25				RPI 26-50				RPI 51-100				RPI 101+ Team's RPI: 305			
RPI	S	Opponent	Score	RPI	S	Opponent	Score	RPI	S	Opponent	Score	RPI	S	Opponent	Score
14	A	Arizona St.	43 81	26	A	South Dakota	43 96	56	A	Arizona	42 84	103	H	Rice	63 74
								69	H	Lamar University	51 77	108	A	Minnesota	39 75
								76	H	SFA	56 66	119	H	Houston	60 79
												125	H	UT Arlington	49 97
												183	A	Massachusetts	59 71
												202	A	Nicholls St.	62 86
												213	A	San Diego St.	38 81
												230	H	Sam Houston St.	56 76
												304	H	Weber St.	64 72
												311	A	Central Ark.	43 74
												321	A	McNeese	68 66
												338	A	Grand Canyon	63 74
-----															
LAST 12 Division I GAMES:															
202	A	Nicholls St.	62 86	69	H	Lamar University	51 77								
321	A	McNeese	68 66	76	H	SFA	56 66								
103	H	Rice	63 74	311	A	Central Ark.	43 74								
183	A	Massachusetts	59 71	230	H	Sam Houston St.	56 76								
108	A	Minnesota	39 75	56	A	Arizona	42 84								
125	H	UT Arlington	49 97	304	H	Weber St.	64 72								

Non-Div I Games:

Incarnate Word

RPI 1-25				RPI 26-50				RPI 51-100				RPI 101+			
RPI	S	Opponent	Score	RPI	S	Opponent	Score	RPI	S	Opponent	Score	RPI	S	Opponent	Score
21	H	Butler	66 46	26	N	South Dakota	68 60	58	A	UCLA	67 65	101	A	Ohio St.	50 55
				28	H	Michigan St.	68 64	80	H	Northwestern	69 75	113	H	Northern Ill.	91 73
				35	A	Purdue	53 56	90	H	Missouri St.	98 74	114	A	Wake Forest	87 73
												116	H	Penn St.	83 75
												131	N	Loyola Marymount	67 43
												160	N	Grambling	62 65
												162	A	Wisconsin	75 68
												166	A	Illinois	85 83
												186	H	Milwaukee	68 66
												217	H	Florida	83 64
												297	H	North Florida	75 52
												299	A	Oakland	59 32
LAST 12 Division I GAMES:															
				28	H	Michigan St.	68 64	35	A	Purdue	53 56				
				116	H	Penn St.	83 75	80	H	Northwestern	69 75				
				166	A	Illinois	85 83	162	A	Wisconsin	75 68				
				26	N	South Dakota	68 60	101	A	Ohio St.	50 55				
				160	N	Grambling	62 65	90	H	Missouri St.	98 74				
				131	N	Loyola Marymount	67 43	21	H	Butler	66 46				

Average RPI Win:	249	WON-LOST	WINNING	LAST 10	STRENGTH OF	OPP. STRENGTH	TEAM	ADJ.	CONF.	ADJ CONF.
Average RPI Loss:	154	RECORD	PCT. RANK	GAMES	SCHEDULE	OF SCHEDULE	RPI	RPI	RPI	RPI
DIV. I ONLY	8- 8	165	5-5	158	314	156	156	12	12	
DIV. I NON-CONF.	5- 5	162	0- 0	209	323	173	173	14	14	
-----										
TOTALS	RPI 1-25	RPI 26-50	W-L RECORDS	RPI 51-100	RPI 101-150	RPI 150+				
8- 8	0- 1	0- 0	OVERALL	0- 1	0- 1	8- 5				
2- 2	0- 0	0- 0	HOME	0- 0	0- 0	2- 2				
6- 5	0- 1	0- 0	AWAY	0- 1	0- 0	6- 3				
0- 1	0- 0	0- 0	NEUTRAL	0- 0	0- 1	0- 0				
5- 5	0- 1	0- 0	NON-CONFERENCE	0- 0	0- 1	5- 3				
1- 1	0- 0	0- 0	HOME	0- 0	0- 0	1- 1				
4- 3	0- 1	0- 0	AWAY	0- 0	0- 0	4- 2				
0- 1	0- 0	0- 0	NEUTRAL	0- 0	0- 1	0- 0				
3- 3	0- 0	0- 0	CONFERENCE	0- 1	0- 0	3- 2				
1- 1	0- 0	0- 0	HOME	0- 0	0- 0	1- 1				
2- 2	0- 0	0- 0	AWAY	0- 1	0- 0	2- 1				
0- 0	0- 0	0- 0	NEUTRAL	0- 0	0- 0	0- 0				

RPI 1-25				RPI 26-50				RPI 51-100				RPI 101+				Team's RPI: 156
RPI	S	Opponent	Score	RPI	S	Opponent	Score	RPI	S	Opponent	Score	RPI	S	Opponent	Score	
21	A	Butler	49 <b>72</b>					90	A	Missouri St.	58 <b>71</b>	147	N	UC Irvine	61 <b>77</b>	
												153	H	IUPUI	59 <b>64</b>	
												165	A	Southern Ill.	61 58	
												166	A	Illinois	57 <b>75</b>	
												171	H	Bradley	45 <b>61</b>	
												182	H	Illinois St.	59 44	
												198	A	Saint Louis	60 56	
												220	A	Southeast Mo. St.	62 51	
												226	A	Loyola Chicago	54 <b>56</b>	
												242	A	Marshall	62 53	
												254	A	Eastern Ill.	39 <b>63</b>	
												309	A	Valparaiso	86 82	
												335	H	UIC	60 53	
												338	A	Grand Canyon	88 81	
-----																
LAST 12 Division I GAMES:																
165	A	Southern Ill.	61 58	226	A	Loyola Chicago	54 <b>56</b>									
90	A	Missouri St.	58 <b>71</b>	309	A	Valparaiso	86 82									
254	A	Eastern Ill.	39 <b>63</b>	171	H	Bradley	45 <b>61</b>									
21	A	Butler	49 <b>72</b>	182	H	Illinois St.	59 44									
335	H	UIC	60 53	153	H	IUPUI	59 <b>64</b>									
166	A	Illinois	57 <b>75</b>	220	A	Southeast Mo. St.	62 51									

Non-Div I Games: Davenport 79 43

Indiana St.



Average RPI Win:	120	WON-LOST	WINNING	LAST 10	STRENGTH OF	OPP. STRENGTH	TEAM	ADJ.	CONF.	ADJ CONF.
Average RPI Loss:	22	RECORD	PCT. RANK	GAMES	SCHEDULE	OF SCHEDULE	RPI	RPI	RPI	RPI
DIV. I ONLY	15- 4	34	8-2	10	27	10	10	4	4	
DIV. I NON-CONF.	9- 2	43	0- 1	16	33	10	10	5	5	
-----										
TOTALS	RPI 1-25	RPI 26-50	W-L RECORDS	RPI 51-100	RPI 101-150	RPI 150+				
15- 4	3- 2	0- 2	OVERALL	4- 0	2- 0	6- 0				
10- 0	2- 0	0- 0	HOME	3- 0	0- 0	5- 0				
4- 3	1- 1	0- 2	AWAY	0- 0	2- 0	1- 0				
1- 1	0- 1	0- 0	NEUTRAL	1- 0	0- 0	0- 0				
9- 2	2- 2	0- 0	NON-CONFERENCE	2- 0	1- 0	4- 0				
6- 0	1- 0	0- 0	HOME	1- 0	0- 0	4- 0				
2- 1	1- 1	0- 0	AWAY	0- 0	1- 0	0- 0				
1- 1	0- 1	0- 0	NEUTRAL	1- 0	0- 0	0- 0				
6- 2	1- 0	0- 2	CONFERENCE	2- 0	1- 0	2- 0				
4- 0	1- 0	0- 0	HOME	2- 0	0- 0	1- 0				
2- 2	0- 0	0- 2	AWAY	0- 0	1- 0	1- 0				
0- 0	0- 0	0- 0	NEUTRAL	0- 0	0- 0	0- 0				

RPI 1-25				Team's RPI: 10			
RPI	S	Opponent	Score				
1	A	Notre Dame	71 105				
12	A	Drake	91 82				
13	H	Iowa St.	73 70				
16	H	Rutgers	72 66				
23	N	Florida St.	67 71				

RPI 26-50			
RPI	S	Opponent	Score
28	A	Michigan St.	70 84
35	A	Purdue	57 62

RPI 51-100			
RPI	S	Opponent	Score
59	H	Michigan	75 61
74	H	Nebraska	77 71
77	H	UNI	83 57
93	N	West Virginia	84 81

RPI 101+			
RPI	S	Opponent	Score
105	A	Western Ky.	104 67
108	A	Minnesota	81 63
153	H	IUPUI	72 58
162	H	Wisconsin	71 53
166	A	Illinois	94 75
170	H	Oral Roberts	90 77
243	H	Robert Morris	92 63
348	H	N.C. Central	106 39

LAST 12 Division I GAMES:			
108	A	Minnesota	81 63
35	A	Purdue	57 62
162	H	Wisconsin	71 53
74	H	Nebraska	77 71
28	A	Michigan St.	70 84
12	A	Drake	91 82
23	N	Florida St.	67 71
16	H	Rutgers	72 66
166	A	Illinois	94 75
59	H	Michigan	75 61
77	H	UNI	83 57
153	H	IUPUI	72 58

Average RPI Win:	107	WON-LOST	WINNING	LAST 10	STRENGTH OF	OPP. STRENGTH	TEAM	ADJ.	CONF.	ADJ CONF.
Average RPI Loss:	30	RECORD	PCT. RANK	GAMES	SCHEDULE	OF SCHEDULE	RPI	RPI	RPI	RPI
DIV. I ONLY	14- 5	49	7-3	2	39	13	13	3	3	
DIV. I NON-CONF.	10- 2	37	3- 0	9	81	9	9	3	3	
-----										
TOTALS	RPI 1-25	RPI 26-50	W-L RECORDS	RPI 51-100	RPI 101-150	RPI 150+				
14- 5	1- 3	3- 1	OVERALL	4- 1	2- 0	4- 0				
12- 1	1- 1	3- 0	HOME	3- 0	2- 0	3- 0				
1- 4	0- 2	0- 1	AWAY	1- 1	0- 0	0- 0				
1- 0	0- 0	0- 0	NEUTRAL	0- 0	0- 0	1- 0				
10- 2	1- 1	2- 1	NON-CONFERENCE	2- 0	1- 0	4- 0				
9- 0	1- 0	2- 0	HOME	2- 0	1- 0	3- 0				
0- 2	0- 1	0- 1	AWAY	0- 0	0- 0	0- 0				
1- 0	0- 0	0- 0	NEUTRAL	0- 0	0- 0	1- 0				
4- 3	0- 2	1- 0	CONFERENCE	2- 1	1- 0	0- 0				
3- 1	0- 1	1- 0	HOME	1- 0	1- 0	0- 0				
1- 2	0- 1	0- 0	AWAY	1- 1	0- 0	0- 0				
0- 0	0- 0	0- 0	NEUTRAL	0- 0	0- 0	0- 0				

RPI	S	Opponent	Score	RPI	S	Opponent	Score	RPI	S	Opponent	Score	RPI	S	Opponent	Score
2	A	Baylor	69 84	26	A	South Dakota	59 64	51	H	Arkansas	91 82	113	H	Northern Ill.	70 60
10	A	Iowa	70 73	27	H	Miami (FL)	75 52	61	H	Bucknell	86 61	139	H	Oklahoma	104 78
12	H	Drake	86 81	39	H	Kansas St.	96 58	63	H	TCU	92 54	185	N	Eastern Mich.	85 59
20	H	Texas	62 64	49	H	Auburn	67 64	70	A	Kansas	82 73	212	H	Prairie View	94 46
								93	A	West Virginia	64 73	224	H	North Dakota	87 35
												248	H	Niagara	95 35
-----															
LAST 12 Division I GAMES:															
139	H	Oklahoma	104 78	113	H	Northern Ill.	70 60	49	H	Auburn	67 64	27	H	Miami (FL)	75 52
93	A	West Virginia	64 73	27	H	Miami (FL)	75 52	2	A	Baylor	69 84	61	H	Bucknell	86 61
20	H	Texas	62 64	2	A	Baylor	69 84	61	H	Bucknell	86 61	212	H	Prairie View	94 46
63	H	TCU	92 54	61	H	Bucknell	86 61								
70	A	Kansas	82 73												
39	H	Kansas St.	96 58												

Non-Div I Games:

Iowa St.

Average RPI Win:	332	WON-LOST	WINNING	LAST 10	STRENGTH OF	OPP. STRENGTH	TEAM	ADJ.	CONF.	ADJ CONF.
Average RPI Loss:	187	RECORD	PCT. RANK	GAMES	SCHEDULE	OF SCHEDULE	RPI	RPI	RPI	RPI
DIV. I ONLY	3- 12	309	3-7	307	293	333	333	30	30	
DIV. I NON-CONF.	2- 7	288	0- 0	163	301	280	280	26	26	
-----										
TOTALS	RPI 1-25	RPI 26-50	W-L RECORDS	RPI 51-100	RPI 101-150	RPI 150+				
3- 12	0- 1	0- 0	OVERALL	0- 1	0- 1	3- 9				
2- 2	0- 0	0- 0	HOME	0- 0	0- 0	2- 2				
0- 9	0- 1	0- 0	AWAY	0- 1	0- 1	0- 6				
1- 1	0- 0	0- 0	NEUTRAL	0- 0	0- 0	1- 1				
2- 7	0- 1	0- 0	NON-CONFERENCE	0- 1	0- 1	2- 4				
1- 1	0- 0	0- 0	HOME	0- 0	0- 0	1- 1				
0- 5	0- 1	0- 0	AWAY	0- 1	0- 1	0- 2				
1- 1	0- 0	0- 0	NEUTRAL	0- 0	0- 0	1- 1				
1- 5	0- 0	0- 0	CONFERENCE	0- 0	0- 0	1- 5				
1- 1	0- 0	0- 0	HOME	0- 0	0- 0	1- 1				
0- 4	0- 0	0- 0	AWAY	0- 0	0- 0	0- 4				
0- 0	0- 0	0- 0	NEUTRAL	0- 0	0- 0	0- 0				

RPI 1-25				RPI 26-50				RPI 51-100				RPI 101+				Team's RPI: 333
RPI	S	Opponent	Score	RPI	S	Opponent	Score	RPI	S	Opponent	Score	RPI	S	Opponent	Score	
7	A	Mississippi St.	38 105					51	A	Arkansas	57 76	125	A	UT Arlington	63 99	
												179	N	Akron	57 74	
												184	H	Southern U.	74 76	
												212	A	Prairie View	57 76	
												225	A	Memphis	67 68	
												228	A	Alabama St.	67 74	
												238	H	Southeastern La.	45 50	
												250	A	Texas Southern	67 76	
												262	A	Louisiana	61 68	
												282	A	Alabama A&M	55 58	
												311	H	Central Ark.	65 56	
												335	N	UIC	72 57	
												350	H	Alcorn	88 66	
LAST 12 Division I GAMES:																
228	A	Alabama St.	67 74	250	A	Texas Southern	67 76									
282	A	Alabama A&M	55 58	212	A	Prairie View	57 76									
51	A	Arkansas	57 76	184	H	Southern U.	74 76									
335	N	UIC	72 57	350	H	Alcorn	88 66									
179	N	Akron	57 74	7	A	Mississippi St.	38 105									
238	H	Southeastern La.	45 50	262	A	Louisiana	61 68									

Non-Div I Games: Spring Hill 105 57 Millsaps 88 38

Jackson St.

Average RPI Win:	296	WON-LOST	WINNING	LAST 10	STRENGTH OF	OPP. STRENGTH	TEAM	ADJ.	CONF.	ADJ CONF.
Average RPI Loss:	154	RECORD	PCT. RANK	GAMES	SCHEDULE	OF SCHEDULE	RPI	RPI	RPI	RPI
DIV. I ONLY	8- 8	165	7-3	270	297	196	196	25	25	
DIV. I NON-CONF.	4- 6	212	0- 0	186	277	198	198	27	27	
-----										
TOTALS	RPI 1-25	RPI 26-50	W-L RECORDS	RPI 51-100	RPI 101-150	RPI 150+				
8- 8	0- 1	0- 1	OVERALL	0- 1	0- 1	8- 4				
2- 2	0- 0	0- 0	HOME	0- 0	0- 0	2- 2				
6- 4	0- 1	0- 1	AWAY	0- 0	0- 1	6- 1				
0- 2	0- 0	0- 0	NEUTRAL	0- 1	0- 0	0- 1				
4- 6	0- 1	0- 1	NON-CONFERENCE	0- 1	0- 1	4- 2				
1- 1	0- 0	0- 0	HOME	0- 0	0- 0	1- 1				
3- 3	0- 1	0- 1	AWAY	0- 0	0- 1	3- 0				
0- 2	0- 0	0- 0	NEUTRAL	0- 1	0- 0	0- 1				
4- 2	0- 0	0- 0	CONFERENCE	0- 0	0- 0	4- 2				
1- 1	0- 0	0- 0	HOME	0- 0	0- 0	1- 1				
3- 1	0- 0	0- 0	AWAY	0- 0	0- 0	3- 1				
0- 0	0- 0	0- 0	NEUTRAL	0- 0	0- 0	0- 0				

RPI 1-25				RPI 26-50				RPI 51-100				RPI 101+				Team's RPI: 196
RPI	S	Opponent	Score	RPI	S	Opponent	Score	RPI	S	Opponent	Score	RPI	S	Opponent	Score	
23	A	Florida St.	46 79	31	A	Texas A&M	53 73	54	N	Old Domini on	76 78	116	A	Penn St.	61 80	
												157	H	North Ala.	59 62	
												177	H	Mercer	71 66	
												265	A	Liberty	64 52	
												277	H	Bethune-Cookman	56 58	
												282	N	Al abama A&M	60 65	
												289	A	Kennesaw St.	55 75	
												297	A	North Florida	80 72	
												313	A	FIU	73 62	
												319	A	NJIT	61 56	
												326	H	Lipscomb	62 47	
												334	A	Charleston So.	68 58	
												339	A	Savannah St.	68 58	
LAST 12 Division I GAMES:																
289	A	Kennesaw St.	55 75	297	A	North Florida	80 72	319	A	NJIT	61 56	157	H	North Ala.	59 62	
326	H	Lipscomb	62 47	319	A	NJIT	61 56	265	A	Liberty	64 52	277	H	Bethune-Cookman	56 58	
177	H	Mercer	71 66	265	A	Liberty	64 52	277	H	Bethune-Cookman	56 58	282	N	Al abama A&M	60 65	
313	A	FIU	73 62	277	H	Bethune-Cookman	56 58	282	N	Al abama A&M	60 65	289	A	Kennesaw St.	55 75	
282	N	Al abama A&M	60 65	282	N	Al abama A&M	60 65	289	A	Kennesaw St.	55 75	297	A	North Florida	80 72	
116	A	Penn St.	61 80	289	A	Kennesaw St.	55 75	297	A	North Florida	80 72	313	A	FIU	73 62	
				297	A	North Florida	80 72	313	A	FIU	73 62	319	A	NJIT	61 56	
				313	A	FIU	73 62	319	A	NJIT	61 56	326	H	Lipscomb	62 47	
				319	A	NJIT	61 56	326	H	Lipscomb	62 47	334	A	Charleston So.	68 58	
				326	H	Lipscomb	62 47	334	A	Charleston So.	68 58					

Non-Div I Games: Webber Int'l 73 39 Edward Waters 100 48 Warner 105 55

Jacksonville



Average RPI Win:	268	WON-LOST	WINNING	LAST 10	STRENGTH OF	OPP. STRENGTH	TEAM	ADJ.	CONF.	ADJ CONF.
Average RPI Loss:	104	RECORD	PCT. RANK	GAMES	SCHEDULE	OF SCHEDULE	RPI	RPI	RPI	RPI
DIV. I ONLY	7- 9	209	4-6	191	193	195	195	22	22	
DIV. I NON-CONF.	5- 5	162	0- 1	223	201	187	187	20	20	
-----										
TOTALS	RPI 1-25	RPI 26-50	W-L RECORDS	RPI 51-100	RPI 101-150	RPI 150+				
7- 9	0- 0	0- 0	OVERALL	0- 6	0- 1	7- 2				
2- 5	0- 0	0- 0	HOME	0- 3	0- 1	2- 1				
5- 2	0- 0	0- 0	AWAY	0- 1	0- 0	5- 1				
0- 2	0- 0	0- 0	NEUTRAL	0- 2	0- 0	0- 0				
5- 5	0- 0	0- 0	NON-CONFERENCE	0- 4	0- 0	5- 1				
1- 2	0- 0	0- 0	HOME	0- 2	0- 0	1- 0				
4- 1	0- 0	0- 0	AWAY	0- 0	0- 0	4- 1				
0- 2	0- 0	0- 0	NEUTRAL	0- 2	0- 0	0- 0				
2- 4	0- 0	0- 0	CONFERENCE	0- 2	0- 1	2- 1				
1- 3	0- 0	0- 0	HOME	0- 1	0- 1	1- 1				
1- 1	0- 0	0- 0	AWAY	0- 1	0- 0	1- 0				
0- 0	0- 0	0- 0	NEUTRAL	0- 0	0- 0	0- 0				

RPI 1-25				RPI 26-50				RPI 51-100				RPI 101+ Team's RPI: 195			
RPI	S	Opponent	Score	RPI	S	Opponent	Score	RPI	S	Opponent	Score	RPI	S	Opponent	Score
								66	N	Harvard	62 69	104	H	Tennessee Tech	49 66
								72	A	Bel mont	52 66	158	A	Texas Tech	58 71
								72	H	Bel mont	41 64	178	H	Georgi a St.	61 56
								85	H	Troy	63 89	193	A	Ole Miss	60 49
								88	H	Mi ami (OH)	41 58	201	H	SIUE	47 51
								92	N	Washington St.	51 64	254	H	Eastern Ill.	78 49
												282	A	Al abama A&M	55 48
												301	A	Tennessee St.	62 52
												326	A	Li pscomb	58 46
												345	A	Fl ori da A&M	62 31
LAST 12 Division I GAMES:															
254	H	Eastern Ill.	78 49	92	N	Washington St.	51 64	104	H	Tennessee Tech	49 66				
301	A	Tennessee St.	62 52	72	H	Bel mont	41 64	72	H	Bel mont	41 64				
72	A	Bel mont	52 66	201	H	SIUE	47 51	282	A	Al abama A&M	55 48				
85	H	Troy	63 89	193	A	Ole Miss	60 49								
88	H	Mi ami (OH)	41 58												
178	H	Georgi a St.	61 56												

Non-Div I Games: Montevallo 84 52

Jacksonville St.

Average RPI Win:	196	WON-LOST	WINNING	LAST 10	STRENGTH OF	OPP. STRENGTH	TEAM	ADJ.	CONF.	ADJ CONF.
Average RPI Loss:	113	RECORD	PCT. RANK	GAMES	SCHEDULE	OF SCHEDULE	RPI	RPI	RPI	RPI
DIV. I ONLY	13- 4	42	7-3	181	149	55	55	10	10	
DIV. I NON-CONF.	8- 3	72	0- 0	226	151	76	76	13	13	
-----										
TOTALS	RPI 1-25	RPI 26-50	W-L RECORDS	RPI 51-100	RPI 101-150	RPI 150+				
13- 4	0- 1	0- 0	OVERALL	2- 0	3- 2	8- 1				
7- 0	0- 0	0- 0	HOME	2- 0	2- 0	3- 0				
6- 4	0- 1	0- 0	AWAY	0- 0	1- 2	5- 1				
0- 0	0- 0	0- 0	NEUTRAL	0- 0	0- 0	0- 0				
8- 3	0- 1	0- 0	NON-CONFERENCE	1- 0	2- 1	5- 1				
5- 0	0- 0	0- 0	HOME	1- 0	2- 0	2- 0				
3- 3	0- 1	0- 0	AWAY	0- 0	0- 1	3- 1				
0- 0	0- 0	0- 0	NEUTRAL	0- 0	0- 0	0- 0				
5- 1	0- 0	0- 0	CONFERENCE	1- 0	1- 1	3- 0				
2- 0	0- 0	0- 0	HOME	1- 0	0- 0	1- 0				
3- 1	0- 0	0- 0	AWAY	0- 0	1- 1	2- 0				
0- 0	0- 0	0- 0	NEUTRAL	0- 0	0- 0	0- 0				

RPI 1-25				RPI 26-50				RPI 51-100				RPI 101+			
RPI	S	Opponent	Score	RPI	S	Opponent	Score	RPI	S	Opponent	Score	RPI	S	Opponent	Score
25	A	Maryland	63 87					57	H	Northeastern	84 49	107	H	St. John's (NY)	64 51
								83	H	Georgetown	69 57	110	H	Dayton	68 55
												114	A	Wake Forest	49 50
												120	A	UNCW	63 66
												123	A	Drexel	51 35
												188	H	George Washington	50 37
												191	A	Delaware	68 43
												192	A	Hampton	65 72
												243	A	Robert Morris	59 36
												261	H	Hofstra	77 54
												265	A	Liberty	74 53
												275	H	Winthrop	56 39
												293	A	Col. of Charleston	91 50
												349	A	Delaware St.	103 57
-----															
LAST 12 Division I GAMES:															
123	A	Drexel	51 35	293	A	Col. of Charleston	91 50								
191	A	Delaware	68 43	120	A	UNCW	63 66								
243	A	Robert Morris	59 36	57	H	Northeastern	84 49								
107	H	St. John's (NY)	64 51	261	H	Hofstra	77 54								
114	A	Wake Forest	49 50	110	H	Dayton	68 55								
25	A	Maryland	63 87	265	A	Liberty	74 53								

Non-Div I Games:

James Madison

Average RPI Win:	169	WON-LOST	WINNING	LAST 10	STRENGTH OF	OPP. STRENGTH	TEAM	ADJ.	CONF.	ADJ CONF.
Average RPI Loss:	56	RECORD	PCT. RANK	GAMES	SCHEDULE	OF SCHEDULE	RPI	RPI	RPI	RPI

DIV. I ONLY	11- 6	90	5-5	61	48	70	70	3	3
DIV. I NON-CONF.	10- 1	19	1- 0	214	136	38	38	3	3
-----									
TOTALS	RPI 1-25	RPI 26-50	W-L RECORDS	RPI 51-100	RPI 101-150	RPI 150+			
11- 6	0- 3	2- 0	OVERALL	2- 2	0- 0	7- 1			
7- 3	0- 2	0- 0	HOME	0- 1	0- 0	7- 0			
2- 3	0- 1	2- 0	AWAY	0- 1	0- 0	0- 1			
2- 0	0- 0	0- 0	NEUTRAL	2- 0	0- 0	0- 0			
10- 1	0- 0	1- 0	NON-CONFERENCE	2- 1	0- 0	7- 0			
7- 0	0- 0	0- 0	HOME	0- 0	0- 0	7- 0			
1- 1	0- 0	1- 0	AWAY	0- 1	0- 0	0- 0			
2- 0	0- 0	0- 0	NEUTRAL	2- 0	0- 0	0- 0			
1- 5	0- 3	1- 0	CONFERENCE	0- 1	0- 0	0- 1			
0- 3	0- 2	0- 0	HOME	0- 1	0- 0	0- 0			
1- 2	0- 1	1- 0	AWAY	0- 0	0- 0	0- 1			
0- 0	0- 0	0- 0	NEUTRAL	0- 0	0- 0	0- 0			

RPI 1-25	RPI 26-50	RPI 51-100	Team's RPI: 70	RPI 101+
RPI S Opponent Score	RPI S Opponent Score	RPI S Opponent Score		RPI S Opponent Score
2 H Baylor 68 94	39 A Kansas St. 61 54	71 H Oklahoma St. 62 72		158 A Texas Tech 66 69
13 H Iowa St. 73 82	48 A LSU 68 61	74 A Nebraska 52 58		160 H Grambling 76 45
20 A Texas 43 62		80 N Northwestern 66 57		170 H Oral Roberts 70 58
		92 N Washington St. 71 63		194 H UMKC 67 55
				199 H George Mason 77 56
				269 H Vermont 77 36
				282 H Alabama A&M 65 54
				331 H Iona 75 44
-----				
LAST 12 Division I GAMES:				
39 A Kansas St. 61 54	80 N Northwestern 66 57			
158 A Texas Tech 66 69	20 A Texas 43 62			
13 H Iowa St. 73 82	71 H Oklahoma St. 62 72			
269 H Vermont 77 36	2 H Baylor 68 94			
92 N Washington St. 71 63	74 A Nebraska 52 58			
160 H Grambling 76 45	48 A LSU 68 61			

Non-Div I Games:

Kansas

Average RPI Win:	144	WON-LOST	WINNING	LAST 10	STRENGTH OF	OPP. STRENGTH	TEAM	ADJ.	CONF.	ADJ CONF.
Average RPI Loss:	25	RECORD	PCT. RANK	GAMES	SCHEDULE	OF SCHEDULE	RPI	RPI	RPI	RPI

DIV. I ONLY	13- 6	79	6-4	39	9	39	39	3	3
DIV. I NON-CONF.	9- 3	61	0- 0	107	18	56	56	3	3
-----									
TOTALS	RPI 1-25	RPI 26-50	W-L RECORDS	RPI 51-100	RPI 101-150	RPI 150+			
13- 6	1- 4	0- 1	OVERALL	5- 1	1- 0	6- 0			
10- 1	1- 0	0- 0	HOME	3- 1	1- 0	5- 0			
2- 2	0- 2	0- 0	AWAY	1- 0	0- 0	1- 0			
1- 3	0- 2	0- 1	NEUTRAL	1- 0	0- 0	0- 0			
9- 3	0- 2	0- 1	NON-CONFERENCE	4- 0	0- 0	5- 0			
7- 0	0- 0	0- 0	HOME	2- 0	0- 0	5- 0			
1- 0	0- 0	0- 0	AWAY	1- 0	0- 0	0- 0			
1- 3	0- 2	0- 1	NEUTRAL	1- 0	0- 0	0- 0			
4- 3	1- 2	0- 0	CONFERENCE	1- 1	1- 0	1- 0			
3- 1	1- 0	0- 0	HOME	1- 1	1- 0	0- 0			
1- 2	0- 2	0- 0	AWAY	0- 0	0- 0	1- 0			
0- 0	0- 0	0- 0	NEUTRAL	0- 0	0- 0	0- 0			

RPI 1-25	RPI 26-50	Team's RPI: 39	RPI 51-100	RPI 101+
RPI S Opponent Score	RPI S Opponent Score		RPI S Opponent Score	RPI S Opponent Score
2 A Baylor 50 65	42 N DePaul 59 79		69 H Lamar University 73 55	139 H Oklahoma 86 56
9 N Syracuse 61 70			70 H Kansas 54 61	158 A Texas Tech 66 62
13 A Iowa St. 58 96			71 H Oklahoma St. 59 48	169 H Vanderbilt 72 61
14 N Arizona St. 51 65			77 H UNI 72 62	189 H North Texas 60 42
20 H Texas 87 69			84 N Princeton 80 61	194 H UMKC 61 50
			95 A Little Rock 53 47	298 H Omaha 61 46
				311 H Central Ark. 70 54
LAST 12 Division I GAMES:				
2 A Baylor 50 65	71 H Oklahoma St. 59 48			
139 H Oklahoma 86 56	158 A Texas Tech 66 62			
13 A Iowa St. 58 96	20 H Texas 87 69			
77 H UNI 72 62	70 H Kansas 54 61			
311 H Central Ark. 70 54	95 A Little Rock 53 47			
14 N Arizona St. 51 65	69 H Lamar University 73 55			

Non-Div I Games:

Kansas St.

Average RPI Win:	270	WON-LOST	WINNING	LAST 10	STRENGTH OF	OPP. STRENGTH	TEAM	ADJ.	CONF.	ADJ CONF.
Average RPI Loss:	174	RECORD	PCT. RANK	GAMES	SCHEDULE	OF SCHEDULE	RPI	RPI	RPI	RPI
DIV. I ONLY	4- 13	298	2-8	171	319	289	289	25	25	
DIV. I NON-CONF.	3- 9	271	0- 0	192	310	286	286	27	27	
<hr/>										
TOTALS	RPI 1-25	RPI 26-50	W-L RECORDS	RPI 51-100	RPI 101-150	RPI 150+				
4- 13	0- 0	0- 2	OVERALL	0- 2	0- 1	4- 8				
3- 2	0- 0	0- 0	HOME	0- 1	0- 0	3- 1				
0- 7	0- 0	0- 1	AWAY	0- 1	0- 0	0- 5				
1- 4	0- 0	0- 1	NEUTRAL	0- 0	0- 1	1- 2				
3- 9	0- 0	0- 2	NON-CONFERENCE	0- 1	0- 1	3- 5				
2- 0	0- 0	0- 0	HOME	0- 0	0- 0	2- 0				
0- 5	0- 0	0- 1	AWAY	0- 1	0- 0	0- 3				
1- 4	0- 0	0- 1	NEUTRAL	0- 0	0- 1	1- 2				
1- 4	0- 0	0- 0	CONFERENCE	0- 1	0- 0	1- 3				
1- 2	0- 0	0- 0	HOME	0- 1	0- 0	1- 1				
0- 2	0- 0	0- 0	AWAY	0- 0	0- 0	0- 2				
0- 0	0- 0	0- 0	NEUTRAL	0- 0	0- 0	0- 0				

RPI	S	Opponent	Score	RPI	S	Opponent	Score	RPI	S	Opponent	Score	RPI	S	Opponent	Score
28	N	Michigan St.	51 75	75	A	Seton Hall	80 102	118	N	Idaho St.	49 60	157	A	North Ala.	55 80
37	A	Georgia Tech	35 60	96	H	FGCU	46 69	177	A	Mercer	48 64	178	A	Georgia St.	73 79
								196	H	Jacksonville	75 55	221	A	East Carolina	56 68
								249	H	Furman	74 63	265	H	Liberty	61 67
								277	N	Bethune-Cookman	61 64	286	H	Ga. Southern	78 59
								319	A	NJIT	60 66	320	N	UMBC	53 57
								348	N	N.C. Central	78 54				
<hr/>															
LAST 12 Division I GAMES:															
319	A	NJIT	60 66	157	A	North Ala.	55 80								
348	N	N.C. Central	78 54	96	H	FGCU	46 69								
277	N	Bethune-Cookman	61 64	265	H	Liberty	61 67								
37	A	Georgia Tech	35 60	196	H	Jacksonville	75 55								
178	A	Georgia St.	73 79	286	H	Ga. Southern	78 59								
177	A	Mercer	48 64	28	N	Michigan St.	51 75								

Non-Div I Games: Middle Ga. St. 80 70

Kennesaw St.

Average RPI Win: 210

Average RPI Loss: 74

WON-LOST  
RECORDWINNING  
PCT. RANKLAST 10  
GAMESSTRENGTH OF  
SCHEDULEOPP. STRENGTH  
OF SCHEDULETEAM  
RPIADJ.  
RPICONF.  
RPIADJ CONF.  
RPIDIV. I ONLY  
DIV. I NON-CONF.9- 7  
6- 4133  
1257-3  
0- 085  
203111  
15091  
11291  
1128  
88  
8

TOTALS

RPI 1-25

RPI 26-50

W-L RECORDS

RPI 51-100

RPI 101-150

RPI 150+

9- 7  
5- 2  
4- 5  
0- 00- 2  
0- 1  
0- 1  
0- 00- 2  
0- 0  
0- 2  
0- 0OVERALL  
HOME  
AWAY  
NEUTRAL1- 1  
0- 0  
1- 1  
0- 02- 1  
2- 1  
0- 0  
0- 06- 1  
3- 0  
3- 1  
0- 06- 4  
3- 1  
3- 3  
0- 00- 1  
0- 0  
0- 1  
0- 00- 1  
0- 0  
0- 1  
0- 0NON-CONFERENCE  
HOME  
AWAY  
NEUTRAL0- 1  
0- 0  
0- 1  
0- 01- 1  
1- 1  
0- 0  
0- 05- 0  
2- 0  
3- 0  
0- 03- 3  
2- 1  
1- 2  
0- 00- 1  
0- 1  
0- 0  
0- 00- 1  
0- 0  
0- 1  
0- 0CONFERENCE  
HOME  
AWAY  
NEUTRAL1- 0  
0- 0  
1- 0  
0- 01- 0  
1- 0  
0- 0  
0- 01- 1  
1- 0  
0- 1  
0- 0

RPI 1-25

RPI 26-50

RPI 51-100 Team's RPI: 91

RPI 101+

RPI	S	Opponent	Score
6	A	NC State	61 78
22	H	Central Mich.	75 82

RPI	S	Opponent	Score
34	A	Ohio	81 83
47	A	North Carolina	60 73

RPI	S	Opponent	Score
79	A	Toledo	58 47
82	A	Wright St.	55 61

RPI	S	Opponent	Score
113	H	Northern Ill.	87 78
124	H	Youngstown St.	62 34
150	H	Duquesne	72 77
176	A	Ball St.	44 48
185	H	Eastern Mich.	71 64
243	A	Robert Morris	54 46
246	A	St. Bonaventure	76 64
281	H	Northern Ky.	62 61
299	H	Oakland	75 65
319	A	NJIT	57 40

LAST 12 Division I GAMES:

113	H	Northern Ill.	87 78	176	A	Ball St.	44 48
185	H	Eastern Mich.	71 64	22	H	Central Mich.	75 82
319	A	NJIT	57 40	34	A	Ohio	81 83
246	A	St. Bonaventure	76 64	79	A	Toledo	58 47
243	A	Robert Morris	54 46	150	H	Duquesne	72 77
82	A	Wright St.	55 61	124	H	Youngstown St.	62 34

Non-Div I Games:

Clarion

92 38

Kent St.

Average RPI Win:	148	WON-LOST	WINNING	LAST 10	STRENGTH OF	OPP. STRENGTH	TEAM	ADJ.	CONF.	ADJ CONF.
Average RPI Loss:	68	RECORD	PCT. RANK	GAMES	SCHEDULE	OF SCHEDULE	RPI	RPI	RPI	RPI
DIV. I ONLY	16- 3	20	7-3	93	32	24	24	6	6	
DIV. I NON-CONF.	13- 1	9	0- 0	130	53	20	20	6	6	
-----										
TOTALS	RPI 1-25	RPI 26-50	W-L RECORDS	RPI 51-100	RPI 101-150	RPI 150+				
16- 3	0- 2	3- 0	OVERALL	3- 0	2- 0	8- 1				
11- 1	0- 0	0- 0	HOME	2- 0	1- 0	8- 1				
2- 2	0- 2	2- 0	AWAY	0- 0	0- 0	0- 0				
3- 0	0- 0	1- 0	NEUTRAL	1- 0	1- 0	0- 0				
13- 1	0- 1	1- 0	NON-CONFERENCE	3- 0	2- 0	7- 0				
10- 0	0- 0	0- 0	HOME	2- 0	1- 0	7- 0				
0- 1	0- 1	0- 0	AWAY	0- 0	0- 0	0- 0				
3- 0	0- 0	1- 0	NEUTRAL	1- 0	1- 0	0- 0				
3- 2	0- 1	2- 0	CONFERENCE	0- 0	0- 0	1- 1				
1- 1	0- 0	0- 0	HOME	0- 0	0- 0	1- 1				
2- 1	0- 1	2- 0	AWAY	0- 0	0- 0	0- 0				
0- 0	0- 0	0- 0	NEUTRAL	0- 0	0- 0	0- 0				

RPI 1-25				Team's RPI: 24				RPI 26-50				RPI 51-100				RPI 101+			
RPI	S	Opponent	Score	RPI	S	Opponent	Score	RPI	S	Opponent	Score	RPI	S	Opponent	Score				
5	A	Louisville	75 80	45	A	Tennessee	73 71	58	N	UCLA	75 74	140	H	High Point	71 49				
7	A	Mississippi St.	71 86	47	N	North Carolina	85 75	68	H	Middle Tenn.	72 55	141	N	South Fla.	85 63				
				48	A	LSU	64 60	98	H	Virginia	63 51	161	H	Morehead St.	87 57				
												164	H	Rhode Island	75 52				
												169	H	Vanderbilt	77 55				
												184	H	Southern U.	91 41				
												193	H	Ole Miss	49 55				
												211	H	Sacred Heart	71 43				
												228	H	Alabama St.	87 35				
												284	H	Murray St.	88 49				
												327	H	Western Caro.	99 39				
LAST 12 Division I GAMES:																			
169	H	Vanderbilt	77 55	48	A	LSU	64 60												
211	H	Sacred Heart	71 43	193	H	Ole Miss	49 55												
284	H	Murray St.	88 49	45	A	Tennessee	73 71												
327	H	Western Caro.	99 39	7	A	Mississippi St.	71 86												
68	H	Middle Tenn.	72 55	164	H	Rhode Island	75 52												
5	A	Louisville	75 80	161	H	Morehead St.	87 57												

Average RPI Win: 328		WON-LOST RECORD	WINNING PCT. RANK	LAST 10 GAMES	STRENGTH OF SCHEDULE	OPP. STRENGTH OF SCHEDULE	TEAM RPI	ADJ. RPI	CONF. RPI	ADJ. CONF. RPI
Average RPI Loss: 259										
DIV. I ONLY		1- 16	344	1-9	339	350	351	351	31	31
DIV. I NON-CONF.		1- 10	330	0- 0	337	344	351	351	31	31
TOTALS		RPI 1-25	RPI 26-50	W-L RECORDS	RPI 51-100	RPI 101-150	RPI 150+			
1- 16	0- 0		0- 0	OVERALL	0- 1	0- 2	1- 13			
1- 7	0- 0		0- 0	HOME	0- 0	0- 0	1- 7			
0- 8	0- 0		0- 0	AWAY	0- 1	0- 1	0- 6			
0- 1	0- 0		0- 0	NEUTRAL	0- 0	0- 1	0- 0			
1- 10	0- 0		0- 0	NON-CONFERENCE	0- 1	0- 2	1- 7			
1- 3	0- 0		0- 0	HOME	0- 0	0- 0	1- 3			
0- 6	0- 0		0- 0	AWAY	0- 1	0- 1	0- 4			
0- 1	0- 0		0- 0	NEUTRAL	0- 0	0- 1	0- 0			
0- 6	0- 0		0- 0	CONFERENCE	0- 0	0- 0	0- 6			
0- 4	0- 0		0- 0	HOME	0- 0	0- 0	0- 4			
0- 2	0- 0		0- 0	AWAY	0- 0	0- 0	0- 2			
0- 0	0- 0		0- 0	NEUTRAL	0- 0	0- 0	0- 0			

RPI 1-25				RPI 26-50				RPI 51-100				RPI 101+				Team's RPI: 351	
RPI	S	Opponent	Score	RPI	S	Opponent	Score	RPI	S	Opponent	Score	RPI	S	Opponent	Score		
								59	A	Mi chi gan	38	83	133	A	Lehi gh	38	72
												147	N	UC Irvi ne	71	84	
												211	A	Sacred Heart	53	75	
												243	H	Robert Morris	37	89	
												257	H	Saint Francis (PA)	66	80	
												276	H	St. Francis Brooklyn	67	79	
												280	A	Bryant	62	69	
												285	H	Army West Point	42	57	
												294	H	UMass Lowell	64	69	
												303	A	Saint Peter's	59	86	
												314	A	Fairfield	43	71	
												319	H	NJIT	51	72	
												328	H	Lafayette	55	50	
												338	A	Grand Canyon	62	65	
												340	A	Manhattan	46	61	
												347	H	Fairleigh Dickinson	52	69	
LAST 12 Division I GAMES:																	
				211	A	Sacred Heart	53	75	276	H	St. Francis Brooklyn	67	79				
				280	A	Bryant	62	69	347	H	Fairleigh Dickinson	52	69				
				328	H	Lafayette	55	50	243	H	Robert Morris	37	89				
				133	A	Lehigh	38	72	257	H	Saint Francis (PA)	66	80				
				319	H	NJIT	51	72	294	H	UMass Lowell	64	69				
				59	A	Mi chi gan	38	83	338	A	Grand Canyon	62	65				

### Non-Div I Games:

LI U Brooklyn



LSULSU

LSU

Average RPI Win:	233	WON-LOST	WINNING	LAST 10	STRENGTH OF	OPP. STRENGTH	TEAM	ADJ.	CONF.	ADJ CONF.
Average RPI Loss:	142	RECORD	PCT. RANK	GAMES	SCHEDULE	OF SCHEDULE	RPI	RPI	RPI	RPI
DIV. I ONLY	3- 17	326	2-8	128	190	279	279	17	17	
DIV. I NON-CONF.	3- 11	292	0- 0	109	208	246	246	17	17	
-----										
TOTALS	RPI 1-25	RPI 26-50	W-L RECORDS	RPI 51-100	RPI 101-150	RPI 150+				
3- 17	0- 0	0- 1	OVERALL	0- 4	0- 6	3- 6				
1- 6	0- 0	0- 0	HOME	0- 0	0- 3	1- 3				
0- 11	0- 0	0- 1	AWAY	0- 4	0- 3	0- 3				
2- 0	0- 0	0- 0	NEUTRAL	0- 0	0- 0	2- 0				
3- 11	0- 0	0- 1	NON-CONFERENCE	0- 4	0- 3	3- 3				
1- 3	0- 0	0- 0	HOME	0- 0	0- 2	1- 1				
0- 8	0- 0	0- 1	AWAY	0- 4	0- 1	0- 2				
2- 0	0- 0	0- 0	NEUTRAL	0- 0	0- 0	2- 0				
0- 6	0- 0	0- 0	CONFERENCE	0- 0	0- 3	0- 3				
0- 3	0- 0	0- 0	HOME	0- 0	0- 1	0- 2				
0- 3	0- 0	0- 0	AWAY	0- 0	0- 2	0- 1				
0- 0	0- 0	0- 0	NEUTRAL	0- 0	0- 0	0- 0				

RPI 1-25				RPI 26-50				RPI 51-100				RPI 101+ Team's RPI: 279			
RPI	S	Opponent	Score	RPI	S	Opponent	Score	RPI	S	Opponent	Score	RPI	S	Opponent	Score
				40	A	Oregon St.	46 100	53	A	Villanova	68 81	102	A	Towson	68 92
								66	A	Harvard	43 88	107	H	St. John's (NY)	57 83
								86	A	Providence	47 77	110	A	Dayton	45 84
								94	A	Penn	34 65	123	H	Drexel	43 58
												134	A	VCU	38 68
												150	H	Duquesne	62 66
												159	N	Pepperdine	62 55
												183	H	Massachusetts	60 74
												188	H	George Washington	59 67
												223	H	Howard	54 57
												231	A	Temple	47 75
												243	A	Robert Morris	39 67
												259	H	Norfolk St.	62 52
												281	N	Northern Ky.	74 56
												288	A	Saint Joseph's	57 60
LAST 12 Division I GAMES:															
134	A	VCU	38 68	150	H	Duquesne	62 66								
110	A	Dayton	45 84	288	A	Saint Joseph's	57 60								
231	A	Temple	47 75	188	H	George Washington	59 67								
86	A	Providence	47 77	183	H	Massachusetts	60 74								
159	N	Pepperdine	62 55	107	H	St. John's (NY)	57 83								
281	N	Northern Ky.	74 56	259	H	Norfolk St.	62 52								

Non-Div I Games:

La Salle

Average RPI Win:	309	WON-LOST	WINNING	LAST 10	STRENGTH OF	OPP. STRENGTH	TEAM	ADJ.	CONF.	ADJ CONF.
Average RPI Loss:	204	RECORD	PCT. RANK	GAMES	SCHEDULE	OF SCHEDULE	RPI	RPI	RPI	RPI
DIV. I ONLY	5- 9	248	3-7	350	207	324	324	14	14	
DIV. I NON-CONF.	4- 5	190	0- 0	350	296	323	323	15	15	
-----										
TOTALS	RPI 1-25	RPI 26-50	W-L RECORDS	RPI 51-100	RPI 101-150	RPI 150+				
5- 9	0- 0	0- 0	OVERALL	0- 1	0- 0	5- 8				
3- 2	0- 0	0- 0	HOME	0- 0	0- 0	3- 2				
2- 7	0- 0	0- 0	AWAY	0- 1	0- 0	2- 6				
0- 0	0- 0	0- 0	NEUTRAL	0- 0	0- 0	0- 0				
4- 5	0- 0	0- 0	NON-CONFERENCE	0- 0	0- 0	4- 5				
2- 1	0- 0	0- 0	HOME	0- 0	0- 0	2- 1				
2- 4	0- 0	0- 0	AWAY	0- 0	0- 0	2- 4				
0- 0	0- 0	0- 0	NEUTRAL	0- 0	0- 0	0- 0				
1- 4	0- 0	0- 0	CONFERENCE	0- 1	0- 0	1- 3				
1- 1	0- 0	0- 0	HOME	0- 0	0- 0	1- 1				
0- 3	0- 0	0- 0	AWAY	0- 1	0- 0	0- 2				
0- 0	0- 0	0- 0	NEUTRAL	0- 0	0- 0	0- 0				

RPI 1-25				RPI 26-50				RPI 51-100				RPI 101+				Team's RPI: 324
RPI	S	Opponent	Score	RPI	S	Opponent	Score	RPI	S	Opponent	Score	RPI	S	Opponent	Score	
								95	A	Little Rock	44 63	158	A	Texas Tech	42 86	
												163	A	Arkansas St.	54 64	
												178	H	Georgia St.	41 56	
												202	H	Nicholls St.	54 55	
												205	A	SMU	38 49	
												238	A	Southeastern La.	42 49	
												262	A	Louisiana	45 52	
												286	H	Ga. Southern	58 57	
												295	H	Mississippi Val.	72 65	
												312	A	New Orleans	57 44	
												321	H	McNeese	69 60	
												330	A	Northwestern St.	63 55	
												332	A	Houston Baptist	60 68	
LAST 12 Division I GAMES:																
				95	A	Little Rock	44 63	262	A	Louisiana	45 52					
				332	A	Houston Baptist	60 68	178	H	Georgia St.	41 56					
				238	A	Southeastern La.	42 49	286	H	Ga. Southern	58 57					
				202	H	Nicholls St.	54 55	163	A	Arkansas St.	54 64					
				295	H	Mississippi Val.	72 65	312	A	New Orleans	57 44					
				330	A	Northwestern St.	63 55	321	H	McNeese	69 60					

Non-Div I Games: LSU-Alexandria 93 62 Ark.-Monticello 70 39

La. -Monroe

Average RPI Loss: 243

DIV. I ONLY	7- 11	233	3-7	345	317	328	328	19	19
DIV. I NON-CONF.	5- 6	177	0- 1	351	332	340	340	24	24
TOTALS	RPI 1-25	RPI 26-50	W-L RECORDS	RPI 51-100	RPI 101-150	RPI 150+			
7- 11	0- 0	0- 0	OVERALL	0- 1	0- 1	7- 9			
5- 4	0- 0	0- 0	HOME	0- 1	0- 1	5- 2			
2- 6	0- 0	0- 0	AWAY	0- 0	0- 0	2- 6			
0- 1	0- 0	0- 0	NEUTRAL	0- 0	0- 0	0- 1			
5- 6	0- 0	0- 0	NON-CONFERENCE	0- 0	0- 0	5- 6			
3- 2	0- 0	0- 0	HOME	0- 0	0- 0	3- 2			
2- 3	0- 0	0- 0	AWAY	0- 0	0- 0	2- 3			
0- 1	0- 0	0- 0	NEUTRAL	0- 0	0- 0	0- 1			
2- 5	0- 0	0- 0	CONFERENCE	0- 1	0- 1	2- 3			
2- 2	0- 0	0- 0	HOME	0- 1	0- 1	2- 0			
0- 3	0- 0	0- 0	AWAY	0- 0	0- 0	0- 3			
0- 0	0- 0	0- 0	NEUTRAL	0- 0	0- 0	0- 0			

RPI 1-25				RPI 26-50				RPI 51-100				RPI 101+				Team's RPI : 328	
RPI	S	Opponent	Score	RPI	S	Opponent	Score	RPI	S	Opponent	Score	RPI	S	Opponent	Score		
								61	H	Bucknell	47	56	133	H	Lehigh	43	70
												191	N	Delaware	47	65	
												197	H	Cornell	59	62	
												209	H	Navy	55	42	
												215	H	Holy Cross	73	63	
												232	H	Binghamton	59	50	
												233	A	Colgate	49	60	
												247	H	Monmouth	73	69	
												255	H	Albany (NY)	67	66	
												283	A	Fla. Atlantic	49	53	
												285	A	Army West Point	50	65	
												300	A	Loyola Maryland	50	62	
												303	H	Saint Peter's	60	62	
												316	A	Wagner	66	43	
												340	A	Manhattan	49	60	
												347	A	Fairleigh Dickinson	63	57	
												351	A	LIU Brooklyn	50	55	
LAST 12 Division I GAMES:																	
				61	H	Bucknell	47	56					191	N	Delaware	47	65
				233	A	Colgate	49	60					209	H	Navy	55	42
				215	H	Holy Cross	73	63					300	A	Loyola Maryland	50	62
				133	H	Lehigh	43	70					285	A	Army West Point	50	65
				351	A	LIU Brooklyn	50	55					247	H	Monmouth	73	69
				197	H	Cornell	59	62					340	A	Manhattan	49	60

Lafayette

Average RPI	Win:	236	WON-LOST	WINNING	LAST 10	STRENGTH OF	OPP. STRENGTH	TEAM	ADJ.	CONF.	ADJ CONF.
Average RPI	Loss:	58	RECORD	PCT. RANK	GAMES	SCHEDULE	OF SCHEDULE	RPI	RPI	RPI	RPI
DIV. I ONLY		9- 4		77	9-1	140	185	69	69	26	26
DIV. I NON-CONF.		3- 4		199	0- 0	3	51	18	18	22	22
-----											
TOTALS	RPI 1-25		RPI 26-50		W-L RECORDS	RPI 51-100		RPI 101-150		RPI 150+	
9- 4	0- 1		1- 2		OVERALL	1- 0		0- 0		7- 1	
5- 0	0- 0		0- 0		HOME	1- 0		0- 0		4- 0	
4- 3	0- 1		1- 1		AWAY	0- 0		0- 0		3- 1	
0- 1	0- 0		0- 1		NEUTRAL	0- 0		0- 0		0- 0	
3- 4	0- 1		1- 2		NON-CONFERENCE	1- 0		0- 0		1- 1	
1- 0	0- 0		0- 0		HOME	1- 0		0- 0		0- 0	
2- 3	0- 1		1- 1		AWAY	0- 0		0- 0		1- 1	
0- 1	0- 0		0- 1		NEUTRAL	0- 0		0- 0		0- 0	
6- 0	0- 0		0- 0		CONFERENCE	0- 0		0- 0		6- 0	
4- 0	0- 0		0- 0		HOME	0- 0		0- 0		4- 0	
2- 0	0- 0		0- 0		AWAY	0- 0		0- 0		2- 0	
0- 0	0- 0		0- 0		NEUTRAL	0- 0		0- 0		0- 0	

RPI 1-25				RPI 26-50				RPI 51-100				Team's RPI: 69				RPI 101+			
RPI	S	Opponent	Score	RPI	S	Opponent	Score	RPI	S	Opponent	Score	RPI	S	Opponent	Score	RPI	S	Opponent	Score
7	A	Mississippi St.	53 104	31	A	Texas A&M	74 68	60	H	Pacific	82 66	152	A	Denver	110 117				
				34	N	Ohio	62 87					238	H	Southeastern La.	94 54				
				39	A	Kansas St.	55 73					262	A	Louisiana	79 77				
												273	H	A&M-Corpus Christi	76 58				
												305	A	Incarnate Word	77 51				
												311	H	Central Ark.	57 37				
												312	A	New Orleans	79 57				
												332	H	Houston Baptist	63 50				
LAST 12 Division I GAMES:																			
273	H	A&M-Corpus Christi	76 58	305	A	Incarnate Word	77 51												
332	H	Houston Baptist	63 50	238	H	Southeastern La.	94 54												
60	H	Pacific	82 66	311	H	Central Ark.	57 37												
39	A	Kansas St.	55 73	312	A	New Orleans	79 57												
31	A	Texas A&M	74 68	152	A	Denver	110 117												
34	N	Ohio	62 87	7	A	Mississippi St.	53 104												

Non-Div I Games: LeTourneau 104 27 Louisiana Col. 94 43 McMurry 100 37 Howard Payne 93 37 Lamar University

Average RPI Win:	252	WON-LOST	WINNING	LAST 10	STRENGTH OF	OPP. STRENGTH	TEAM	ADJ.	CONF.	ADJ CONF.
Average RPI Loss:	96	RECORD	PCT. RANK	GAMES	SCHEDULE	OF SCHEDULE	RPI	RPI	RPI	RPI
DIV. I ONLY	11- 6	90	6-4	153	263	133	133	19	19	
DIV. I NON-CONF.	7- 3	83	0- 1	178	248	140	140	24	24	
-----										
TOTALS	RPI 1-25	RPI 26-50	W-L RECORDS	RPI 51-100	RPI 101-150	RPI 150+				
11- 6	0- 1	0- 0	OVERALL	0- 2	0- 1	11- 2				
7- 3	0- 0	0- 0	HOME	0- 1	0- 1	7- 1				
4- 3	0- 1	0- 0	AWAY	0- 1	0- 0	4- 1				
0- 0	0- 0	0- 0	NEUTRAL	0- 0	0- 0	0- 0				
7- 3	0- 1	0- 0	NON-CONFERENCE	0- 1	0- 0	7- 1				
5- 2	0- 0	0- 0	HOME	0- 1	0- 0	5- 1				
2- 1	0- 1	0- 0	AWAY	0- 0	0- 0	2- 0				
0- 0	0- 0	0- 0	NEUTRAL	0- 0	0- 0	0- 0				
4- 3	0- 0	0- 0	CONFERENCE	0- 1	0- 1	4- 1				
2- 1	0- 0	0- 0	HOME	0- 0	0- 1	2- 0				
2- 2	0- 0	0- 0	AWAY	0- 1	0- 0	2- 1				
0- 0	0- 0	0- 0	NEUTRAL	0- 0	0- 0	0- 0				

RPI 1-25				RPI 26-50				RPI 51-100				RPI 101+				Team's RPI: 133
RPI	S	Opponent	Score	RPI	S	Opponent	Score	RPI	S	Opponent	Score	RPI	S	Opponent	Score	
1	A	Notre Dame	68 95					53	H	Villanova	48 70	115	H	American	53 61	
								61	A	Bucknell	53 71	168	H	Charlotte	60 62	
												180	A	Boston U.	45 58	
												197	H	Cornell	67 54	
												209	A	Navy	56 38	
												211	H	Sacred Heart	70 66	
												215	H	Holy Cross	64 55	
												232	A	Binghamton	65 55	
												233	H	Colgate	86 58	
												247	H	Monmouth	63 48	
												259	H	Norfolk St.	62 41	
												292	A	Central Conn. St.	88 62	
												328	A	Lafayette	70 43	
												351	H	LIU Brooklyn	72 38	
LAST 12 Division I GAMES:																
180	A	Boston U.	45 58	168	H	Charlotte	60 62									
215	H	Holy Cross	64 55	233	H	Colgate	86 58									
209	A	Navy	56 38	115	H	American	53 61									
328	A	Lafayette	70 43	61	A	Bucknell	53 71									
1	A	Notre Dame	68 95	211	H	Sacred Heart	70 66									
351	H	LIU Brooklyn	72 38	197	H	Cornell	67 54									

Non-Div I Games: Kutztown 73 39

Lehigh

Average RPI Win: **246**  
 Average RPI Loss: **171**

WON-LOST  
RECORD

WINNING  
PCT. RANK

LAST 10  
GAMES

STRENGTH OF  
SCHEDULE

OPP. STRENGTH  
OF SCHEDULE

TEAM  
RPI

ADJ.  
RPI

CONF.  
RPI

ADJ CONF.  
RPI

DIV. I ONLY	5- 12	268	4-6	205	241	265	265	25	25
DIV. I NON-CONF.	3- 9	271	0- 1	164	238	264	264	27	27
TOTALS	RPI 1-25	RPI 26-50	W-L RECORDS	RPI 51-100	RPI 101-150	RPI 150+			
5- 12	0- 1	0- 0	OVERALL	0- 3	1- 1	4- 7			
2- 3	0- 0	0- 0	HOME	0- 2	0- 0	2- 1			
2- 6	0- 0	0- 0	AWAY	0- 1	0- 1	2- 4			
1- 3	0- 1	0- 0	NEUTRAL	0- 0	1- 0	0- 2			
3- 9	0- 1	0- 0	NON-CONFERENCE	0- 2	1- 1	2- 5			
1- 2	0- 0	0- 0	HOME	0- 2	0- 0	1- 0			
1- 4	0- 0	0- 0	AWAY	0- 0	0- 1	1- 3			
1- 3	0- 1	0- 0	NEUTRAL	0- 0	1- 0	0- 2			
2- 3	0- 0	0- 0	CONFERENCE	0- 1	0- 0	2- 2			
1- 1	0- 0	0- 0	HOME	0- 0	0- 0	1- 1			
1- 2	0- 0	0- 0	AWAY	0- 1	0- 0	1- 1			
0- 0	0- 0	0- 0	NEUTRAL	0- 0	0- 0	0- 0			

RPI	S	Opponent	Score
17	N	UCF	45 <b>53</b>

RPI	S	Opponent	Score
-----	---	----------	-------

RPI	S	Opponent	Score
55	H	James Madison	53 <b>74</b>
73	H	Virginia Tech	61 <b>72</b>
96	A	FGCU	50 <b>68</b>

RPI	S	Opponent	Score
126	A	Chattanooga	60 <b>75</b>
150	N	Duquesne	55 51
168	N	Charlotte	61 <b>63</b>
196	H	Jacksonville	52 <b>64</b>
221	A	East Carolina	63 <b>66</b>
236	A	ETSU	89 86
244	A	Stetson	52 <b>69</b>
257	H	Saint Francis (PA)	82 53
259	N	Norfolk St.	53 <b>66</b>
277	A	Bethune-Cookman	76 <b>81</b>
289	A	Kennesaw St.	67 61
297	H	North Florida	69 53
322	A	UNC Greensboro	45 <b>48</b>

## LAST 12 Division I GAMES:

244	A	Stetson	52 <b>69</b>	259	N	Norfolk St.	53 <b>66</b>
96	A	FGCU	50 <b>68</b>	297	H	North Florida	69 53
150	N	Duquesne	55 51	289	A	Kennesaw St.	67 61
17	N	UCF	45 <b>53</b>	196	H	Jacksonville	52 <b>64</b>
322	A	UNC Greensboro	45 <b>48</b>	236	A	ETSU	89 86
221	A	East Carolina	63 <b>66</b>	55	H	James Madison	53 <b>74</b>

Non-Div I Games: West Chester 61 42

Liberty

Average RPI Win:	292	WON-LOST	WINNING	LAST 10	STRENGTH OF	OPP. STRENGTH	TEAM	ADJ.	CONF.	ADJ CONF.
Average RPI Loss:	186	RECORD	PCT. RANK	GAMES	SCHEDULE	OF SCHEDULE	RPI	RPI	RPI	RPI
DIV. I ONLY	2- 16	338	0-10	217	296	326	326	25	25	
DIV. I NON-CONF.	2- 11	316	0- 0	168	304	301	301	27	27	
-----										
TOTALS	RPI 1-25	RPI 26-50	W-L RECORDS	RPI 51-100	RPI 101-150	RPI 150+				
2- 16	0- 0	0- 1	OVERALL	0- 3	0- 3	2- 9				
1- 6	0- 0	0- 0	HOME	0- 0	0- 2	1- 4				
1- 10	0- 0	0- 1	AWAY	0- 3	0- 1	1- 5				
0- 0	0- 0	0- 0	NEUTRAL	0- 0	0- 0	0- 0				
2- 11	0- 0	0- 1	NON-CONFERENCE	0- 2	0- 3	2- 5				
1- 4	0- 0	0- 0	HOME	0- 0	0- 2	1- 2				
1- 7	0- 0	0- 1	AWAY	0- 2	0- 1	1- 3				
0- 0	0- 0	0- 0	NEUTRAL	0- 0	0- 0	0- 0				
0- 5	0- 0	0- 0	CONFERENCE	0- 1	0- 0	0- 4				
0- 2	0- 0	0- 0	HOME	0- 0	0- 0	0- 2				
0- 3	0- 0	0- 0	AWAY	0- 1	0- 0	0- 2				
0- 0	0- 0	0- 0	NEUTRAL	0- 0	0- 0	0- 0				

RPI 1-25				RPI 26-50				RPI 51-100				RPI 101+ Team's RPI: 326			
RPI	S	Opponent	Score	RPI	S	Opponent	Score	RPI	S	Opponent	Score	RPI	S	Opponent	Score
				38	A	Clemson	26 68	72	A	Belmont	43 83	104	H	Tennessee Tech	52 67
								96	A	FGCU	40 82	121	A	Georgia	45 77
								99	A	Cincinnati	55 71	143	H	UT Martin	53 62
												161	A	Morehead St.	44 79
												195	H	Jacksonville St.	46 58
												196	A	Jacksonville	47 62
												244	H	Stetson	65 80
												282	A	Alabama A&M	62 58
												284	A	Murray St.	61 97
												293	H	Col. of Charleston	63 65
												297	H	North Florida	53 68
												301	H	Tennessee St.	64 62
												315	A	Austin Peay	58 70
												319	A	NJIT	67 80
LAST 12 Division I GAMES:															
				196	A	Jacksonville	47 62	96	A	FGCU	40 82				
				161	A	Morehead St.	44 79	319	A	NJIT	67 80				
				104	H	Tennessee Tech	52 67	244	H	Stetson	65 80				
				121	A	Georgia	45 77	297	H	North Florida	53 68				
				293	H	Col. of Charleston	63 65	72	A	Belmont	43 83				
				143	H	UT Martin	53 62	315	A	Austin Peay	58 70				

Non-Div I Games:

Lipscomb



Average RPI Win:	195	WON-LOST	WINNING	LAST 10	STRENGTH OF	OPP. STRENGTH	TEAM	ADJ.	CONF.	ADJ CONF.
Average RPI Loss:	64	RECORD	PCT. RANK	GAMES	SCHEDULE	OF SCHEDULE	RPI	RPI	RPI	RPI
DIV. I ONLY	9- 8	150	7-3	36	137	95	95	14	14	
DIV. I NON-CONF.	4- 7	228	0- 0	39	30	124	124	15	15	
-----										
TOTALS	RPI 1-25	RPI 26-50	W-L RECORDS	RPI 51-100	RPI 101-150	RPI 150+				
9- 8	0- 1	0- 3	OVERALL	0- 2	5- 2	4- 0				
5- 5	0- 1	0- 2	HOME	0- 0	2- 2	3- 0				
4- 3	0- 0	0- 1	AWAY	0- 2	3- 0	1- 0				
0- 0	0- 0	0- 0	NEUTRAL	0- 0	0- 0	0- 0				
4- 7	0- 1	0- 3	NON-CONFERENCE	0- 1	2- 2	2- 0				
1- 5	0- 1	0- 2	HOME	0- 0	0- 2	1- 0				
3- 2	0- 0	0- 1	AWAY	0- 1	2- 0	1- 0				
0- 0	0- 0	0- 0	NEUTRAL	0- 0	0- 0	0- 0				
5- 1	0- 0	0- 0	CONFERENCE	0- 1	3- 0	2- 0				
4- 0	0- 0	0- 0	HOME	0- 0	2- 0	2- 0				
1- 1	0- 0	0- 0	AWAY	0- 1	1- 0	0- 0				
0- 0	0- 0	0- 0	NEUTRAL	0- 0	0- 0	0- 0				

RPI 1-25				RPI 26-50				RPI 51-100				RPI 101+			
RPI	S	Opponent	Score	RPI	S	Opponent	Score	RPI	S	Opponent	Score	RPI	S	Opponent	Score
7	H	Mississippi St.	63 98	31	H	Texas A&M	40 61	85	A	Troy	66 71	103	H	Rice	65 79
				39	H	Kansas St.	47 53	90	A	Missouri St.	44 48	105	H	Western Ky.	56 68
				48	A	LSU	45 60					125	H	UT Arlington	68 65
												130	A	Tulsa	63 53
												132	A	Louisiana Tech	69 58
												136	A	South Alabama	65 42
												138	H	Texas St.	62 47
												225	A	Memphis	63 60
												262	H	Louisiana	62 48
												283	H	Fla. Atlantic	61 38
												324	H	La.-Monroe	63 44
-----															
LAST 12 Division I GAMES:															
262	H	Louisiana	62 48	125	H	UT Arlington	68 65								
324	H	La.-Monroe	63 44	138	H	Texas St.	62 47								
90	A	Missouri St.	44 48	136	A	South Alabama	65 42								
225	A	Memphis	63 60	85	A	Troy	66 71								
130	A	Tulsa	63 53	105	H	Western Ky.	56 68								
39	H	Kansas St.	47 53	7	H	Mississippi St.	63 98								

Non-Div I Games:

Little Rock

Average RPI Win:	222	WON-LOST	WINNING	LAST 10	STRENGTH OF	OPP. STRENGTH	TEAM	ADJ.	CONF.	ADJ CONF.
Average RPI Loss:	143	RECORD	PCT. RANK	GAMES	SCHEDULE	OF SCHEDULE	RPI	RPI	RPI	RPI
DIV. I ONLY	5- 11	262	4-6	189	156	258	258	21	21	
DIV. I NON-CONF.	3- 10	278	0- 0	120	135	257	257	21	21	
-----										
TOTALS	RPI 1-25	RPI 26-50	W-L RECORDS	RPI 51-100	RPI 101-150	RPI 150+				
5- 11	0- 1	0- 2	OVERALL	0- 2	1- 2	4- 4				
3- 6	0- 0	0- 1	HOME	0- 2	1- 0	2- 3				
2- 5	0- 1	0- 1	AWAY	0- 0	0- 2	2- 1				
0- 0	0- 0	0- 0	NEUTRAL	0- 0	0- 0	0- 0				
3- 10	0- 1	0- 2	NON-CONFERENCE	0- 2	1- 2	2- 3				
2- 6	0- 0	0- 1	HOME	0- 2	1- 0	1- 3				
1- 4	0- 1	0- 1	AWAY	0- 0	0- 2	1- 0				
0- 0	0- 0	0- 0	NEUTRAL	0- 0	0- 0	0- 0				
2- 1	0- 0	0- 0	CONFERENCE	0- 0	0- 0	2- 1				
1- 0	0- 0	0- 0	HOME	0- 0	0- 0	1- 0				
1- 1	0- 0	0- 0	AWAY	0- 0	0- 0	1- 1				
0- 0	0- 0	0- 0	NEUTRAL	0- 0	0- 0	0- 0				

RPI 1-25				RPI 26-50				RPI 51-100				RPI 101+ Team's RPI: 258			
RPI	S	Opponent	Score	RPI	S	Opponent	Score	RPI	S	Opponent	Score	RPI	S	Opponent	Score
3	A	Oregon	48 110	41	A	Utah	59 82	56	H	Arizona	43 70	129	H	Idaho	70 63
				44	H	Southern California	50 86	77	H	UNI	64 71	131	A	Loyola Marymount	62 71
												148	A	Montana St.	62 85
												151	A	Utah St.	50 48
												187	A	UC Riverside	63 45
												240	H	Nevada	67 76
												245	H	San Diego	56 60
												287	H	California Baptist	83 85
												296	A	UC Santa Barbara	54 60
												307	H	Cal Poly	61 58
												338	H	Grand Canyon	57 50
LAST 12 Division I GAMES:															
338	H	Grand Canyon	57 50	296	A	UC Santa Barbara	54 60	307	H	Cal Poly	61 58				
131	A	Loyola Marymount	62 71					187	A	UC Riverside	63 45				
56	H	Arizona	43 70					151	A	Utah St.	50 48				
245	H	San Diego	56 60					129	H	Idaho	70 63				
3	A	Oregon	48 110					77	H	UNI	64 71				
148	A	Montana St.	62 85												

Non-Div I Games:

Long Beach St.

Average RPI Win: 219

Average RPI Loss: 221

WON-LOST  
RECORDWINNING  
PCT. RANKLAST 10  
GAMESSTRENGTH OF  
SCHEDULEOPP. STRENGTH  
OF SCHEDULETEAM  
RPIADJ.  
RPICONF.  
RPIADJ CONF.  
RPIDIV. I ONLY  
DIV. I NON-CONF.1- 15  
1- 9342  
3260-10  
0- 0262  
204341  
341346  
335346  
33528  
2928  
29

TOTALS

RPI 1-25

RPI 26-50

W-L RECORDS

RPI 51-100

RPI 101-150

RPI 150+

1- 15

0- 0

0- 0

OVERALL

0- 1

0- 3

1- 11

1- 6

0- 0

0- 0

HOME

0- 0

0- 1

1- 5

0- 8

0- 0

0- 0

AWAY

0- 1

0- 2

0- 5

0- 1

0- 0

0- 0

NEUTRAL

0- 0

0- 0

0- 1

1- 9

0- 0

0- 0

NON-CONFERENCE

0- 1

0- 2

1- 6

1- 4

0- 0

0- 0

HOME

0- 0

0- 0

1- 4

0- 4

0- 0

0- 0

AWAY

0- 1

0- 2

0- 1

0- 1

0- 0

0- 0

NEUTRAL

0- 0

0- 0

0- 1

0- 6

0- 0

0- 0

CONFERENCE

0- 0

0- 1

0- 5

0- 2

0- 0

0- 0

HOME

0- 0

0- 1

0- 1

0- 4

0- 0

0- 0

AWAY

0- 0

0- 0

0- 4

0- 0

0- 0

0- 0

NEUTRAL

0- 0

0- 0

0- 0

RPI 1-25

RPI 26-50

RPI 51-100

RPI 101+

Team's RPI: 346

RPI S Opponent Score

RPI S Opponent Score

RPI S Opponent Score

RPI S Opponent Score

73 A Virginia Tech 39 93

120 A UNCW 33 35

134 A VCU 55 84

145 H Radford 34 68

185 H Eastern Mich. 45 64

192 A Hampton 40 66

200 A UNC Asheville 55 80

219 H UMES 83 71

221 N East Carolina 52 61

257 H Saint Francis (PA) 88 91

259 A Norfolk St. 42 74

272 H Wofford 72 101

275 A Winthrop 69 77

316 H Wagner 60 86

325 A Presbyterian 66 81

334 H Charleston So. 74 81

LAST 12 Division I GAMES:

325 A Presbyterian 66 81

275 A Winthrop 69 77

73 A Virginia Tech 39 93

120 A UNCW 33 35

221 N East Carolina 52 61

185 H Eastern Mich. 45 64

200 A UNC Asheville 55 80

145 H Radford 34 68

192 A Hampton 40 66

334 H Charleston So. 74 81

259 A Norfolk St. 42 74

272 H Wofford 72 101

Longwood

Average RPI Win:	288	WON-LOST	WINNING	LAST 10	STRENGTH OF	OPP. STRENGTH	TEAM	ADJ.	CONF.	ADJ CONF.
Average RPI Loss:	138	RECORD	PCT. RANK	GAMES	SCHEDULE	OF SCHEDULE	RPI	RPI	RPI	RPI
DIV. I ONLY	5- 10	257	3-7	200	201	262	262	14	14	
DIV. I NON-CONF.	2- 8	293	0- 0	155	221	274	274	15	15	
-----										
TOTALS	RPI 1-25	RPI 26-50	W-L RECORDS	RPI 51-100	RPI 101-150	RPI 150+				
5- 10	0- 1	0- 2	OVERALL	0- 2	0- 0	5- 5				
4- 3	0- 0	0- 1	HOME	0- 1	0- 0	4- 1				
1- 6	0- 1	0- 1	AWAY	0- 1	0- 0	1- 3				
0- 1	0- 0	0- 0	NEUTRAL	0- 0	0- 0	0- 1				
2- 8	0- 1	0- 2	NON-CONFERENCE	0- 1	0- 0	2- 4				
1- 3	0- 0	0- 1	HOME	0- 1	0- 0	1- 1				
1- 4	0- 1	0- 1	AWAY	0- 0	0- 0	1- 2				
0- 1	0- 0	0- 0	NEUTRAL	0- 0	0- 0	0- 1				
3- 2	0- 0	0- 0	CONFERENCE	0- 1	0- 0	3- 1				
3- 0	0- 0	0- 0	HOME	0- 0	0- 0	3- 0				
0- 2	0- 0	0- 0	AWAY	0- 1	0- 0	0- 1				
0- 0	0- 0	0- 0	NEUTRAL	0- 0	0- 0	0- 0				

RPI 1-25				RPI 26-50				RPI 51-100				RPI 101+ Team's RPI: 262			
RPI	S	Opponent	Score	RPI	S	Opponent	Score	RPI	S	Opponent	Score	RPI	S	Opponent	Score
7	A	Mississippi St.	36 104	48	H	LSU	54 76	69	H	Lamar University	77 79	163	A	Arkansas St.	75 87
				49	A	Auburn	59 71	95	A	Little Rock	48 62	178	H	Georgia St.	57 54
												193	A	Ole Miss	57 79
												230	H	Sam Houston St.	62 68
												252	A	UTRGV	60 75
												273	N	A&M-Corpus Christi	63 64
												286	H	Ga. Southern	59 48
												321	A	McNeese	70 59
												324	H	La. -Monroe	52 45
												333	H	Jackson St.	68 61
LAST 12 Division I GAMES:															
163	A	Arkansas St.	75 87	324	H	La. -Monroe	52 45								
7	A	Mississippi St.	36 104	286	H	Ga. Southern	59 48								
48	H	LSU	54 76	178	H	Georgia St.	57 54								
193	A	Ole Miss	57 79	95	A	Little Rock	48 62								
230	H	Sam Houston St.	62 68	273	N	A&M-Corpus Christi	63 64								
252	A	UTRGV	60 75	49	A	Auburn	59 71								

Non-Div I Games:

Dillard

69

72

Louisiana

Average RPI Win: 189      WON-LOST      WINNING      LAST 10  
Average RPI Loss: 120      RECORD      PCT. RANK      GAMES      STRENGTH OF      OPP. STRENGTH      TEAM      ADJ.      CONF.      ADJ CONF.  
SCHEDULE      OF SCHEDULE      RPI      RPI      RPI      RPI

DIV. I ONLY	9- 9	165	4-6	79	153	132	132	16	16
DIV. I NON-CONF.	7- 5	132	1- 0	222	59	133	133	18	18
-----									
TOTALS	RPI 1-25	RPI 26-50	W-L RECORDS	RPI 51-100	RPI 101-150	RPI 150+			
9- 9	0- 1	0- 0	OVERALL	0- 4	2- 1	7- 3			
4- 4	0- 0	0- 0	HOME	0- 2	1- 1	3- 1			
4- 4	0- 1	0- 0	AWAY	0- 1	0- 0	4- 2			
1- 1	0- 0	0- 0	NEUTRAL	0- 1	1- 0	0- 0			
7- 5	0- 1	0- 0	NON-CONFERENCE	0- 2	2- 0	5- 2			
3- 1	0- 0	0- 0	HOME	0- 1	1- 0	2- 0			
3- 3	0- 1	0- 0	AWAY	0- 0	0- 0	3- 2			
1- 1	0- 0	0- 0	NEUTRAL	0- 1	1- 0	0- 0			
2- 4	0- 0	0- 0	CONFERENCE	0- 2	0- 1	2- 1			
1- 3	0- 0	0- 0	HOME	0- 1	0- 1	1- 1			
1- 1	0- 0	0- 0	AWAY	0- 1	0- 0	1- 0			
0- 0	0- 0	0- 0	NEUTRAL	0- 0	0- 0	0- 0			

RPI 1-25				RPI 26-50				RPI 51-100				RPI 101+ Team's RPI: 132			
RPI	S	Opponent	Score	RPI	S	Opponent	Score	RPI	S	Opponent	Score	RPI	S	Opponent	Score
14	A	Arizona St.	44 80					54	H	Old Domini on	59 70	103	H	Rice	51 61
								68	A	Middle Tenn.	38 75	117	N	Al abama	79 62
								90	N	Missouri St.	70 82	119	H	Houston	100 88
								95	H	Little Rock	58 69	154	A	UAB	73 68
												163	A	Arkansas St.	80 70
												168	H	Charlotte	88 51
												189	H	North Texas	54 65
												193	H	Ole Miss	80 71
												194	A	UMKC	70 80
												225	A	Memphi s	66 50
												238	H	Southeastern La.	72 53
												271	A	Wi chi ta St.	56 70
												321	A	McNeese	89 48
LAST 12 Division I GAMES:															
154	A	UAB	73 68	117	N	Al abama	79 62								
103	H	Rice	51 61	168	H	Charlotte	88 51								
189	H	North Texas	54 65	54	H	Old Domini on	59 70								
321	A	McNeese	89 48	68	A	Middle Tenn.	38 75								
194	A	UMKC	70 80	193	H	Ole Miss	80 71								
90	N	Missouri St.	70 82	238	H	Southeastern La.	72 53								

Non-Div I Games: LSU-Alexandria 112 70

Louisiana Tech

Average RPI	Win:	99	WON-LOST	WINNING	LAST 10	STRENGTH OF	OPP. STRENGTH	TEAM	ADJ.	CONF.	ADJ CONF.
Average RPI	Loss:	1	RECORD	PCT. RANK	GAMES	SCHEDULE	OF SCHEDULE	RPI	RPI	RPI	RPI
DIV. I ONLY		17- 1	3	9-1	32	1	5	5	1	1	
DIV. I NON-CONF.		12- 0	1	0- 0	34	32	6	6	1	1	
-----											
TOTALS	RPI 1-25		RPI 26-50		W-L RECORDS		RPI 51-100		RPI 101-150		RPI 150+
17- 1	3- 1		3- 0		OVERALL		5- 0		4- 0		2- 0
9- 0	1- 0		2- 0		HOME		3- 0		1- 0		2- 0
6- 1	1- 1		1- 0		AWAY		1- 0		3- 0		0- 0
2- 0	1- 0		0- 0		NEUTRAL		1- 0		0- 0		0- 0
12- 0	3- 0		0- 0		NON-CONFERENCE		4- 0		3- 0		2- 0
6- 0	1- 0		0- 0		HOME		2- 0		1- 0		2- 0
4- 0	1- 0		0- 0		AWAY		1- 0		2- 0		0- 0
2- 0	1- 0		0- 0		NEUTRAL		1- 0		0- 0		0- 0
5- 1	0- 1		3- 0		CONFERENCE		1- 0		1- 0		0- 0
3- 0	0- 0		2- 0		HOME		1- 0		0- 0		0- 0
2- 1	0- 1		1- 0		AWAY		0- 0		1- 0		0- 0
0- 0	0- 0		0- 0		NEUTRAL		0- 0		0- 0		0- 0

RPI	S	Opponent	Score	RPI	S	Opponent	Score	RPI	S	Opponent	Score	RPI	S	Opponent	Score
1	A	Notre Dame	68 82	37	H	Georgia Tech	61 44	62	A	Boise St.	74 55	105	A	Western Ky.	102 80
14	N	Arizona St.	58 56	47	H	North Carolina	73 66	74	H	Nebraska	85 68	114	A	Wake Forest	73 49
22	A	Central Mich.	72 68	50	A	Duke	73 51	88	H	Miami (OH)	95 73	126	A	Chattanooga	75 49
24	H	Kentucky	80 75					97	N	Hartford	86 69	143	H	UT Martin	102 62
								98	H	Virginia	91 43	281	H	Northern Ky.	92 59
												301	H	Tennessee St.	107 52
-----															
LAST 12 Division I GAMES:															
50	A	Duke	73 51	114	A	Wake Forest	73 49								
47	H	North Carolina	73 66	98	H	Virginia	91 43								
22	A	Central Mich.	72 68	37	H	Georgia Tech	61 44								
281	H	Northern Ky.	92 59	1	A	Notre Dame	68 82								
24	H	Kentucky	80 75	301	H	Tennessee St.	107 52								
143	H	UT Martin	102 62	74	H	Nebraska	85 68								

Non-Div I Games:

Louisville

Average RPI	Win:	294	WON-LOST	WINNING	LAST 10	STRENGTH OF	OPP. STRENGTH	TEAM	ADJ.	CONF.	ADJ CONF.
Average RPI	Loss:	103	RECORD	PCT. RANK	GAMES	SCHEDULE	OF SCHEDULE	RPI	RPI	RPI	RPI
DIV. I ONLY		9- 7		133	5-5	313	230	226	226	12	12
DIV. I NON-CONF.		6- 5		143	0- 0	328	286	260	260	14	14
-----											
TOTALS	RPI 1-25		RPI 26-50		W-L RECORDS	RPI 51-100		RPI 101-150		RPI 150+	
9- 7	0- 1		0- 2		OVERALL	0- 1		0- 1		9- 2	
7- 2	0- 0		0- 1		HOME	0- 0		0- 0		7- 1	
2- 5	0- 1		0- 1		AWAY	0- 1		0- 1		2- 1	
0- 0	0- 0		0- 0		NEUTRAL	0- 0		0- 0		0- 0	
6- 5	0- 0		0- 2		NON-CONFERENCE	0- 0		0- 1		6- 2	
4- 2	0- 0		0- 1		HOME	0- 0		0- 0		4- 1	
2- 3	0- 0		0- 1		AWAY	0- 0		0- 1		2- 1	
0- 0	0- 0		0- 0		NEUTRAL	0- 0		0- 0		0- 0	
3- 2	0- 1		0- 0		CONFERENCE	0- 1		0- 0		3- 0	
3- 0	0- 0		0- 0		HOME	0- 0		0- 0		3- 0	
0- 2	0- 1		0- 0		AWAY	0- 1		0- 0		0- 0	
0- 0	0- 0		0- 0		NEUTRAL	0- 0		0- 0		0- 0	

RPI 1-25				RPI 26-50				RPI 51-100				RPI 101+ Team's RPI: 226			
RPI	S	Opponent	Score	RPI	S	Opponent	Score	RPI	S	Opponent	Score	RPI	S	Opponent	Score
12	A	Drake	60 69	35	A	Purdue	41 65	77	A	UNI	52 64	124	A	Youngstown St.	63 74
				42	H	DePaul	76 102					156	H	Indiana St.	56 54
												194	H	UMKC	74 88
												201	H	SIUE	56 43
												234	A	Bowling Green	74 88
												290	A	Western Mi ch.	64 53
												309	H	Valparaiso	80 54
												329	H	Detroit Mercy	52 43
												335	A	UIC	75 60
												337	H	Purdue Fort Wayne	81 67
												343	H	Chicago St.	76 40
												344	H	Evansville	61 56
LAST 12 Division I GAMES:															
309	H	Valparaiso	80 54	156	H	Indiana St.	56 54	344	H	Evansville	61 56				
42	H	DePaul	76 102	77	A	UNI	52 64	12	A	Drake	60 69				
194	H	UMKC	74 88	337	H	Purdue Fort Wayne	81 67	343	H	Chicago St.	76 40				
35	A	Purdue	41 65												
201	H	SIUE	56 43												
290	A	Western Mi ch.	64 53												

Non-Div I Games:

Loyol a Chi cago

Average RPI Win:	288	WON-LOST	WINNING	LAST 10	STRENGTH OF	OPP. STRENGTH	TEAM	ADJ.	CONF.	ADJ CONF.
Average RPI Loss:	170	RECORD	PCT. RANK	GAMES	SCHEDULE	OF SCHEDULE	RPI	RPI	RPI	RPI
DIV. I ONLY	2- 16	338	2-8	144	280	300	300	19	19	
DIV. I NON-CONF.	1- 10	330	0- 1	131	271	294	294	24	24	
-----										
TOTALS	RPI 1-25	RPI 26-50	W-L RECORDS	RPI 51-100	RPI 101-150	RPI 150+				
2- 16	0- 1	0- 0	OVERALL	0- 3	0- 3	2- 9				
1- 6	0- 0	0- 0	HOME	0- 1	0- 1	1- 4				
1- 9	0- 1	0- 0	AWAY	0- 1	0- 2	1- 5				
0- 1	0- 0	0- 0	NEUTRAL	0- 1	0- 0	0- 0				
1- 10	0- 1	0- 0	NON-CONFERENCE	0- 2	0- 2	1- 5				
0- 3	0- 0	0- 0	HOME	0- 0	0- 1	0- 2				
1- 6	0- 1	0- 0	AWAY	0- 1	0- 1	1- 3				
0- 1	0- 0	0- 0	NEUTRAL	0- 1	0- 0	0- 0				
1- 6	0- 0	0- 0	CONFERENCE	0- 1	0- 1	1- 4				
1- 3	0- 0	0- 0	HOME	0- 1	0- 0	1- 2				
0- 3	0- 0	0- 0	AWAY	0- 0	0- 1	0- 2				
0- 0	0- 0	0- 0	NEUTRAL	0- 0	0- 0	0- 0				

RPI 1-25				RPI 26-50				RPI 51-100				RPI 101+ Team's RPI: 300			
RPI	S	Opponent	Score	RPI	S	Opponent	Score	RPI	S	Opponent	Score	RPI	S	Opponent	Score
25	A	Maryl and	48 83					61	H	Bucknell	57 75	102	A	Towson	57 62
								78	N	Boston College	47 73	115	A	American	38 82
								83	A	Georgetown	30 45	149	H	William & Mary	49 65
												180	H	Boston U.	62 64
												199	A	George Mason	38 70
												209	H	Navy	46 58
												215	A	Holy Cross	60 78
												227	A	Dartmouth	41 54
												235	H	Mt. St. Mary's	67 77
												247	A	Monmouth	75 67
												276	H	St. Francis Brooklyn	70 75
												285	A	Army West Point	57 69
												288	A	Saint Joseph's	46 49
												328	H	Lafayette	62 50
LAST 12 Division I GAMES:															
215	A	Holy Cross	60 78	288	A	Saint Joseph's	46 49								
180	H	Boston U.	62 64	61	H	Bucknell	57 75								
285	A	Army West Point	57 69	328	H	Lafayette	62 50								
209	H	Navy	46 58	115	A	American	38 82								
247	A	Monmouth	75 67	276	H	St. Francis Brooklyn	70 75								
25	A	Maryl and	48 83	102	A	Towson	57 62								

Non-Div I Games:

Loyola Maryl and



Average RPI	Win:	179	WON-LOST	WINNING	LAST 10	STRENGTH OF	OPP. STRENGTH	TEAM	ADJ.	CONF.	ADJ CONF.
Average RPI	Loss:	110	RECORD	PCT. RANK	GAMES	SCHEDULE	OF SCHEDULE	RPI	RPI	RPI	RPI
DIV. I ONLY	10- 9	160	3-7	86	135	131	131	7	7		
DIV. I NON-CONF.	7- 5	132	1- 0	108	164	107	107	7	7		
-----											
TOTALS	RPI 1-25	RPI 26-50	W-L RECORDS	RPI 51-100	RPI 101-150	RPI 150+					
10- 9	0- 2	0- 2	OVERALL	3- 0	1- 0	6- 5					
6- 3	0- 1	0- 0	HOME	2- 0	1- 0	3- 2					
4- 3	0- 1	0- 0	AWAY	1- 0	0- 0	3- 2					
0- 3	0- 0	0- 2	NEUTRAL	0- 0	0- 0	0- 1					
7- 5	0- 0	0- 2	NON-CONFERENCE	3- 0	0- 0	4- 3					
4- 1	0- 0	0- 0	HOME	2- 0	0- 0	2- 1					
3- 1	0- 0	0- 0	AWAY	1- 0	0- 0	2- 1					
0- 3	0- 0	0- 2	NEUTRAL	0- 0	0- 0	0- 1					
3- 4	0- 2	0- 0	CONFERENCE	0- 0	1- 0	2- 2					
2- 2	0- 1	0- 0	HOME	0- 0	1- 0	1- 1					
1- 2	0- 1	0- 0	AWAY	0- 0	0- 0	1- 1					
0- 0	0- 0	0- 0	NEUTRAL	0- 0	0- 0	0- 0					

RPI 1-25				RPI 26-50				RPI 51-100				RPI 101+ Team's RPI: 131							
RPI	S	Opponent	Score	RPI	S	Opponent	Score	RPI	S	Opponent	Score	RPI	S	Opponent	Score				
11	H	Gonzaga	53 78	26	N	South Dakota	40 67	56	A	Arizona	66 64	128	H	Portland	76 58				
19	A	BYU	44 55	29	N	Indiana	43 67	58	H	UCLA	69 63	152	A	Denver	75 104				
								100	H	UC Davis	60 53	155	A	CSUN	72 53				
												159	A	Pepperdine	86 95				
												160	N	Grambling	61 62				
												173	H	Santa Clara	75 83				
												243	H	Robert Morris	61 53				
												245	A	San Diego	69 52				
												253	H	San Francisco	66 58				
												258	H	Long Beach St.	71 62				
												260	H	Northern Ariz.	62 63				
												296	A	UC Santa Barbara	70 57				
-----																			
LAST 12 Division I GAMES:																			
19	A	BYU	44 55	243	H	Robert Morris	61 53	159	A	Pepperdine	86 95								
245	A	San Diego	69 52	173	H	Santa Clara	75 83	253	H	San Francisco	66 58								
128	H	Portland	76 58	29	N	Indiana	43 67	258	H	Long Beach St.	71 62								
11	H	Gonzaga	53 78																
160	N	Grambling	61 62																
26	N	South Dakota	40 67																

Non-Div I Games:

Loyola Marymount

Average RPI Win:	197	WON-LOST	WINNING	LAST 10	STRENGTH OF	OPP. STRENGTH	TEAM	ADJ.	CONF.	ADJ CONF.
Average RPI Loss:	75	RECORD	PCT. RANK	GAMES	SCHEDULE	OF SCHEDULE	RPI	RPI	RPI	RPI
DIV. I ONLY	12- 7	100	5-5	84	143	65	65	23	23	
DIV. I NON-CONF.	7- 6	153	0- 1	36	57	51	51	23	23	
-----										
TOTALS	RPI 1-25	RPI 26-50	W-L RECORDS	RPI 51-100	RPI 101-150	RPI 150+				
12- 7	0- 1	1- 1	OVERALL	3- 3	0- 2	8- 0				
5- 1	0- 0	0- 1	HOME	1- 0	0- 0	4- 0				
5- 5	0- 1	1- 0	AWAY	1- 3	0- 1	3- 0				
2- 1	0- 0	0- 0	NEUTRAL	1- 0	0- 1	1- 0				
7- 6	0- 1	1- 1	NON-CONFERENCE	3- 2	0- 2	3- 0				
2- 1	0- 0	0- 1	HOME	1- 0	0- 0	1- 0				
3- 4	0- 1	1- 0	AWAY	1- 2	0- 1	1- 0				
2- 1	0- 0	0- 0	NEUTRAL	1- 0	0- 1	1- 0				
5- 1	0- 0	0- 0	CONFERENCE	0- 1	0- 0	5- 0				
3- 0	0- 0	0- 0	HOME	0- 0	0- 0	3- 0				
2- 1	0- 0	0- 0	AWAY	0- 1	0- 0	2- 0				
0- 0	0- 0	0- 0	NEUTRAL	0- 0	0- 0	0- 0				

RPI 1-25				RPI 26-50				RPI 51-100				RPI 101+			
RPI	S	Opponent	Score	RPI	S	Opponent	Score	RPI	S	Opponent	Score	RPI	S	Opponent	Score
6	A	NC State	46 84	47	A	North Carolina	85 73	52	A	Green Bay	39 70	126	N	Chattanooga	61 66
				50	H	Duke	63 66	57	A	Northeastern	55 63	137	A	Fordham	64 72
								66	A	Harvard	67 60	167	A	Stony Brook	68 54
								79	H	Toledo	73 59	206	H	Brown	102 96
								94	N	Penn	47 46	255	H	Albany (NY)	76 65
								97	A	Hartford	46 49	269	A	Vermont	63 51
												274	N	N. C. A&T	58 52
												280	A	Bryant	74 57
												308	H	New Hampshire	67 46
												320	H	UMBC	84 44
-----															
LAST 12 Division I GAMES:															
269	A	Vermont	63 51	126	N	Chattanooga	61 66	167	A	Stony Brook	68 54	97	A	Hartford	46 49
320	H	UMBC	84 44	57	A	Northeastern	55 63	206	H	Brown	102 96	255	H	Albany (NY)	76 65
308	H	New Hampshire	67 46	66	A	Harvard	67 60	269	A	Vermont	63 51	274	N	N. C. A&T	58 52
137	A	Fordham	64 72									280	A	Bryant	74 57
57	A	Northeastern	55 63									308	H	New Hampshire	67 46
6	A	NC State	46 84									320	H	UMBC	84 44

Non-Div I Games:

Maine

Average RPI Win:	337	WON-LOST	WINNING	LAST 10	STRENGTH OF	OPP. STRENGTH	TEAM	ADJ.	CONF.	ADJ CONF.
Average RPI Loss:	215	RECORD	PCT. RANK	GAMES	SCHEDULE	OF SCHEDULE	RPI	RPI	RPI	RPI
DIV. I ONLY	3- 13	313	2-8	267	349	340	340	27	27	
DIV. I NON-CONF.	2- 9	297	0- 0	221	350	333	333	28	28	
-----										
TOTALS	RPI 1-25	RPI 26-50	W-L RECORDS	RPI 51-100	RPI 101-150	RPI 150+				
3- 13	0- 0	0- 0	OVERALL	0- 1	0- 2	3- 10				
3- 6	0- 0	0- 0	HOME	0- 1	0- 1	3- 4				
0- 7	0- 0	0- 0	AWAY	0- 0	0- 1	0- 6				
0- 0	0- 0	0- 0	NEUTRAL	0- 0	0- 0	0- 0				
2- 9	0- 0	0- 0	NON-CONFERENCE	0- 1	0- 2	2- 6				
2- 5	0- 0	0- 0	HOME	0- 1	0- 1	2- 3				
0- 4	0- 0	0- 0	AWAY	0- 0	0- 1	0- 3				
0- 0	0- 0	0- 0	NEUTRAL	0- 0	0- 0	0- 0				
1- 4	0- 0	0- 0	CONFERENCE	0- 0	0- 0	1- 4				
1- 1	0- 0	0- 0	HOME	0- 0	0- 0	1- 1				
0- 3	0- 0	0- 0	AWAY	0- 0	0- 0	0- 3				
0- 0	0- 0	0- 0	NEUTRAL	0- 0	0- 0	0- 0				

RPI 1-25				RPI 26-50				RPI 51-100				RPI 101+				Team's RPI: 340	
RPI	S	Opponent	Score	RPI	S	Opponent	Score	RPI	S	Opponent	Score	RPI	S	Opponent	Score		
								82	H	Wright St.	44	60	123	H	Drexel	39	53
												137	A	Fordham	61	65	
												167	H	Stony Brook	48	79	
												203	H	Ri der	63	73	
												211	H	Sacred Heart	46	74	
												215	A	Hol y Cross	53	61	
												248	A	Ni agara	51	61	
												255	A	Al bany (NY)	54	60	
												263	A	Si ena	56	62	
												276	A	St. Franci s Brookl yn	65	73	
												291	A	Can i si us	44	47	
												328	H	Lafayette	60	49	
												329	H	Detroi t Mercy	56	58	
												331	H	I ona	55	33	
												351	H	LIU Brookl yn	61	46	
-----																	
LAST 12 Di vi si on I GAMES:																	
291	A	Can i si us	44	47	203	H	Ri der	63	73								
215	A	Hol y Cross	53	61	331	H	I ona	55	33								
211	H	Sacred Heart	46	74	263	A	Si ena	56	62								
82	H	Wright St.	44	60	248	A	Ni agara	51	61								
123	H	Drexel	39	53	137	A	Fordham	61	65								
328	H	Lafayette	60	49	329	H	Detroi t Mercy	56	58								

Non-Div I Games:

Manhattan

M  
a  
r  
i  
s  
t

M  
a  
r  
i  
s  
t

Mari st

MarquetteMarquette

Marquette

Average RPI Win:	265	WON-LOST	WINNING	LAST 10	STRENGTH OF	OPP. STRENGTH	TEAM	ADJ.	CONF.	ADJ CONF.
Average RPI Loss:	134	RECORD	PCT. RANK	GAMES	SCHEDULE	OF SCHEDULE	RPI	RPI	RPI	RPI
DIV. I ONLY	9- 8	150	7-3	329	145	242	242	16	16	
DIV. I NON-CONF.	5- 7	206	0- 0	339	185	322	322	18	18	
-----										
TOTALS	RPI 1-25	RPI 26-50	W-L RECORDS	RPI 51-100	RPI 101-150	RPI 150+				
9- 8	0- 0	0- 1	OVERALL	1- 0	0- 3	8- 4				
7- 2	0- 0	0- 0	HOME	1- 0	0- 1	6- 1				
2- 6	0- 0	0- 1	AWAY	0- 0	0- 2	2- 3				
0- 0	0- 0	0- 0	NEUTRAL	0- 0	0- 0	0- 0				
5- 7	0- 0	0- 1	NON-CONFERENCE	0- 0	0- 2	5- 4				
5- 2	0- 0	0- 0	HOME	0- 0	0- 1	5- 1				
0- 5	0- 0	0- 1	AWAY	0- 0	0- 1	0- 3				
0- 0	0- 0	0- 0	NEUTRAL	0- 0	0- 0	0- 0				
4- 1	0- 0	0- 0	CONFERENCE	1- 0	0- 1	3- 0				
2- 0	0- 0	0- 0	HOME	1- 0	0- 0	1- 0				
2- 1	0- 0	0- 0	AWAY	0- 0	0- 1	2- 0				
0- 0	0- 0	0- 0	NEUTRAL	0- 0	0- 0	0- 0				

RPI 1-25				RPI 26-50				RPI 51-100				RPI 101+				Team's RPI: 242
RPI	S	Opponent	Score	RPI	S	Opponent	Score	RPI	S	Opponent	Score	RPI	S	Opponent	Score	
				38	A	Clemson	54 68	54	H	Old Domini on	57 48	102	H	Towson	69 76	
												105	A	Western Ky.	55 85	
												106	A	Appal achian St.	52 74	
												156	H	Indiana St.	53 62	
												162	A	Wi sconsin	49 67	
												165	A	Southern Ill.	49 58	
												168	H	Charlotte	63 62	
												234	A	Bowling Green	76 99	
												266	H	Cleveland St.	86 64	
												283	A	Fla. Atlantic	72 67	
												301	H	Tennessee St.	80 59	
												306	H	Coppin St.	88 67	
												313	A	FIU	86 58	
												344	H	Evansville	72 65	
												349	H	Del aware St.	75 63	
-----																
LAST 12 Division I GAMES:																
				54	H	Old Domini on	57 48	313	A	FIU	86 58					
				349	H	Del aware St.	75 63	283	A	Fla. Atlantic	72 67					
				102	H	Towson	69 76	105	A	Western Ky.	55 85					
				38	A	Clemson	54 68	168	H	Charlotte	63 62					
				301	H	Tennessee St.	80 59	162	A	Wi sconsin	49 67					
				266	H	Cleveland St.	86 64	306	H	Coppin St.	88 67					

Non-Div I Games: Bluefi el d St. 82 29

Marshall

Average RPI Win:	152	WON-LOST	WINNING	LAST 10	STRENGTH OF	OPP. STRENGTH	TEAM	ADJ.	CONF.	ADJ CONF.
Average RPI Loss:	22	RECORD	PCT. RANK	GAMES	SCHEDULE	OF SCHEDULE	RPI	RPI	RPI	RPI
DIV. I ONLY	16- 2	13	8-2	145	18	25	25	4	4	
DIV. I NON-CONF.	11- 0	1	0- 0	255	70	31	31	5	5	
-----										
TOTALS	RPI 1-25	RPI 26-50	W-L RECORDS	RPI 51-100	RPI 101-150	RPI 150+				
16- 2	1- 1	1- 1	OVERALL	3- 0	5- 0	6- 0				
9- 1	0- 1	1- 0	HOME	2- 0	3- 0	3- 0				
5- 1	1- 0	0- 1	AWAY	1- 0	1- 0	2- 0				
2- 0	0- 0	0- 0	NEUTRAL	0- 0	1- 0	1- 0				
11- 0	1- 0	1- 0	NON-CONFERENCE	1- 0	2- 0	6- 0				
6- 0	0- 0	1- 0	HOME	1- 0	1- 0	3- 0				
3- 0	1- 0	0- 0	AWAY	0- 0	0- 0	2- 0				
2- 0	0- 0	0- 0	NEUTRAL	0- 0	1- 0	1- 0				
5- 2	0- 1	0- 1	CONFERENCE	2- 0	3- 0	0- 0				
3- 1	0- 1	0- 0	HOME	1- 0	2- 0	0- 0				
2- 1	0- 0	0- 1	AWAY	1- 0	1- 0	0- 0				
0- 0	0- 0	0- 0	NEUTRAL	0- 0	0- 0	0- 0				

RPI	S	Opponent	Score	RPI	S	Opponent	Score	RPI	S	Opponent	Score	RPI	S	Opponent	Score
16	H	Rutgers	65 73	28	A	Michigan St.	60 77	55	H	James Madison	87 63	101	H	Ohio St.	75 69
18	A	South Carolina	85 61	37	H	Georgia Tech	67 54	59	H	Michigan	83 69	110	H	Dayton	82 71
								74	A	Nebraska	81 63	116	A	Penn St.	77 61
												116	H	Penn St.	79 67
												121	N	Georgia	58 51
												188	A	George Washington	69 30
												191	A	Delaware	77 53
												300	H	Loyola Maryland	83 48
												306	H	Coppin St.	93 36
												318	N	Morgan St.	68 44
												320	H	UMBC	92 61
-----															
LAST 12 Division I GAMES:															
101	H	Ohio St.	75 69	116	H	Penn St.	79 67								
16	H	Rutgers	65 73	28	A	Michigan St.	60 77								
116	A	Penn St.	77 61	59	H	Michigan	83 69								
191	A	Delaware	77 53	74	A	Nebraska	81 63								
300	H	Loyola Maryland	83 48	320	H	UMBC	92 61								
55	H	James Madison	87 63	37	H	Georgia Tech	67 54								

Non-Div I Games:

Maryland

Average RPI Win: 229		WON-LOST	WINNING	LAST 10	STRENGTH OF	OPP. STRENGTH	TEAM	ADJ.	CONF.	ADJ CONF.
Loss: 164		RECORD	PCT. RANK	GAMES	SCHEDULE	OF SCHEDULE	RPI	RPI	RPI	RPI
DIV. I ONLY		11- 8	128	6-4	238	265	183	183	17	17
DIV. I NON-CONF.		8- 6	138	0- 0	237	316	195	195	17	17
TOTALS		RPI 1-25	RPI 26-50	W-L RECORDS	RPI 51-100	RPI 101-150	RPI 150+			
11- 8	0- 0		0- 0	OVERALL	0- 2	2- 2	9- 4			
6- 3	0- 0		0- 0	HOME	0- 0	0- 0	6- 3			
4- 4	0- 0		0- 0	AWAY	0- 1	2- 2	2- 1			
1- 1	0- 0		0- 0	NEUTRAL	0- 1	0- 0	1- 0			
8- 6	0- 0		0- 0	NON-CONFERENCE	0- 2	1- 1	7- 3			
5- 2	0- 0		0- 0	HOME	0- 0	0- 0	5- 2			
2- 3	0- 0		0- 0	AWAY	0- 1	1- 1	1- 1			
1- 1	0- 0		0- 0	NEUTRAL	0- 1	0- 0	1- 0			
3- 2	0- 0		0- 0	CONFERENCE	0- 0	1- 1	2- 1			
1- 1	0- 0		0- 0	HOME	0- 0	0- 0	1- 1			
2- 1	0- 0		0- 0	AWAY	0- 0	1- 1	1- 0			
0- 0	0- 0		0- 0	NEUTRAL	0- 0	0- 0	0- 0			

RPI 1-25				RPI 26-50				RPI 51-100				RPI 101+				Team's RPI: 183	
RPI	S	Opponent	Score	RPI	S	Opponent	Score	RPI	S	Opponent	Score	RPI	S	Opponent	Score		
								57	A	Northeastern	52	53	102	A	Towson	53	78
								61	N	Bucknell	58	77	110	A	Dayton	47	75
													135	A	Marist	70	55
													142	A	Davidson	70	58
													180	H	Boston U.	66	55
													198	H	Saint Louis	70	66
													199	H	George Mason	52	70
													206	A	Brown	90	61
													211	H	Sacred Heart	78	61
													224	H	North Dakota	52	59
													252	H	UTRGV	74	70
													263	A	Siena	59	64
													279	A	La Salle	74	60
													292	H	Central Conn. St.	74	59
													294	H	UMass Lowell	59	62
													305	H	Incarnate Word	71	59
													314	N	Fairfield	59	49
LAST 12 Division I GAMES:																	
				198	H	Saint Louis	70	66	142	A	Davidson	70	58				
				135	A	Marist	70	55	199	H	George Mason	52	70				
				294	H	UMass Lowell	59	62	279	A	La Salle	74	60				
				263	A	Siena	59	64	110	A	Dayton	47	75				
				180	H	Boston U.	66	55	57	A	Northeastern	52	53				
				305	H	Incarnate Word	71	59	224	H	North Dakota	52	59				

### Non-Div I Games:

Massachusetts

Loss, Non-Conf, S Site, H Home A Away N Neutral



Average RPI Win:	220	WON-LOST	WINNING	LAST 10	STRENGTH OF	OPP. STRENGTH	TEAM	ADJ.	CONF.	ADJ CONF.
Average RPI Loss:	194	RECORD	PCT. RANK	GAMES	SCHEDULE	OF SCHEDULE	RPI	RPI	RPI	RPI
DIV. I ONLY	2- 12	327	4-6	240	290	321	321	26	26	
DIV. I NON-CONF.	0- 8	336	0- 0	59	276	300	300	22	22	
-----										
TOTALS	RPI 1-25	RPI 26-50	W-L RECORDS	RPI 51-100	RPI 101-150	RPI 150+				
2- 12	0- 1	0- 1	OVERALL	0- 0	0- 2	2- 8				
1- 3	0- 0	0- 0	HOME	0- 0	0- 1	1- 2				
1- 9	0- 1	0- 1	AWAY	0- 0	0- 1	1- 6				
0- 0	0- 0	0- 0	NEUTRAL	0- 0	0- 0	0- 0				
0- 8	0- 1	0- 1	NON-CONFERENCE	0- 0	0- 2	0- 4				
0- 2	0- 0	0- 0	HOME	0- 0	0- 1	0- 1				
0- 6	0- 1	0- 1	AWAY	0- 0	0- 1	0- 3				
0- 0	0- 0	0- 0	NEUTRAL	0- 0	0- 0	0- 0				
2- 4	0- 0	0- 0	CONFERENCE	0- 0	0- 0	2- 4				
1- 1	0- 0	0- 0	HOME	0- 0	0- 0	1- 1				
1- 3	0- 0	0- 0	AWAY	0- 0	0- 0	1- 3				
0- 0	0- 0	0- 0	NEUTRAL	0- 0	0- 0	0- 0				

RPI 1-25				RPI 26-50				RPI 51-100				RPI 101+ Team's RPI: 321			
RPI	S	Opponent	Score	RPI	S	Opponent	Score	RPI	S	Opponent	Score	RPI	S	Opponent	Score
20	A	Texas	40 96	48	A	LSU	36 86					103	A	Ri ce	65 93
												132	H	Loui si ana Tech	48 89
												154	A	UAB	48 91
												160	A	Grambl ing	51 75
												172	A	Abilene Christi an	52 109
												202	A	Ni chol l s St.	69 68
												238	H	Southeastern La.	62 56
												262	H	Loui si ana	59 70
												305	H	Incarnate Word	66 68
												312	A	New Orleans	76 88
												324	A	La. -Monroe	60 69
												330	A	Northwestern St.	63 82
LAST 12 Division I GAMES:															
330	A	Northwestern St.	63 82	238	H	Southeastern La.	62 56								
305	H	Incarnate Word	66 68	202	A	Ni chol l s St.	69 68								
132	H	Loui si ana Tech	48 89	312	A	New Orleans	76 88								
48	A	LSU	36 86	172	A	Abilene Christi an	52 109								
154	A	UAB	48 91	324	A	La. -Monroe	60 69								
103	A	Ri ce	65 93	20	A	Texas	40 96								

Non-Div I Games: LSU-Alexandria 60 68 Southern-N. O. 106 54 Louisiana Col. 86 68

McNeese

Average RPI Win:	243	WON-LOST	WINNING	LAST 10	STRENGTH OF	OPP. STRENGTH	TEAM	ADJ.	CONF.	ADJ CONF.
Average RPI Loss:	147	RECORD	PCT. RANK	GAMES	SCHEDULE	OF SCHEDULE	RPI	RPI	RPI	RPI
DIV. I ONLY	8- 10	204	6-4	218	210	225	225	9	9	
DIV. I NON-CONF.	5- 8	224	0- 0	287	246	302	302	9	9	
-----										
TOTALS	RPI 1-25	RPI 26-50	W-L RECORDS	RPI 51-100	RPI 101-150	RPI 150+				
8- 10	0- 1	0- 0	OVERALL	0- 2	1- 2	7- 5				
5- 5	0- 1	0- 0	HOME	0- 2	0- 1	5- 1				
2- 5	0- 0	0- 0	AWAY	0- 0	1- 1	1- 4				
1- 0	0- 0	0- 0	NEUTRAL	0- 0	0- 0	1- 0				
5- 8	0- 0	0- 0	NON-CONFERENCE	0- 2	0- 1	5- 5				
4- 4	0- 0	0- 0	HOME	0- 2	0- 1	4- 1				
0- 4	0- 0	0- 0	AWAY	0- 0	0- 0	0- 4				
1- 0	0- 0	0- 0	NEUTRAL	0- 0	0- 0	1- 0				
3- 2	0- 1	0- 0	CONFERENCE	0- 0	1- 1	2- 0				
1- 1	0- 1	0- 0	HOME	0- 0	0- 0	1- 0				
2- 1	0- 0	0- 0	AWAY	0- 0	1- 1	1- 0				
0- 0	0- 0	0- 0	NEUTRAL	0- 0	0- 0	0- 0				

RPI 1-25				RPI 26-50				RPI 51-100				RPI 101+ Team's RPI: 225			
RPI	S	Opponent	Score	RPI	S	Opponent	Score	RPI	S	Opponent	Score	RPI	S	Opponent	Score
17	H	UCF	55 68					79	H	Toledo	48 58	130	A	Tulsa	39 46
								95	H	Little Rock	60 63	132	H	Louisiana Tech	50 66
												141	A	South Fla.	47 40
												154	A	UAB	54 85
												163	A	Arkansas St.	66 77
												177	N	Mercer	59 53
												188	A	George Washington	38 51
												204	A	Coastal Caro.	71 90
												220	H	Southeast Mo. St.	69 57
												221	H	East Carolina	58 46
												229	H	Samford	53 48
												271	A	Wichita St.	71 50
												312	H	New Orleans	59 66
												333	H	Jackson St.	68 67
												348	H	N.C. Central	77 56
LAST 12 Division I GAMES:															
17	H	UCF	55 68	141	A	South Fla.	47 40	221	H	East Carolina	58 46				
188	A	George Washington	38 51	271	A	Wichita St.	71 50	130	A	Tulsa	39 46				
348	H	N.C. Central	77 56	312	H	New Orleans	59 66	79	H	Toledo	48 58				
95	H	Little Rock	60 63												
220	H	Southeast Mo. St.	69 57												
229	H	Samford	53 48												

Non-Div I Games:

Memphis

Average RPI Win:	244	WON-LOST	WINNING	LAST 10	STRENGTH OF	OPP. STRENGTH	TEAM	ADJ.	CONF.	ADJ CONF.
Average RPI Loss:	137	RECORD	PCT. RANK	GAMES	SCHEDULE	OF SCHEDULE	RPI	RPI	RPI	RPI
DIV. I ONLY	11- 7	112	7-3	272	176	177	177	24	24	
DIV. I NON-CONF.	8- 7	160	0- 0	208	161	181	181	25	25	
-----										
TOTALS	RPI 1-25	RPI 26-50	W-L RECORDS	RPI 51-100	RPI 101-150	RPI 150+				
11- 7	0- 2	0- 0	OVERALL	0- 0	0- 2	11- 3				
5- 3	0- 2	0- 0	HOME	0- 0	0- 0	5- 1				
5- 3	0- 0	0- 0	AWAY	0- 0	0- 2	5- 1				
1- 1	0- 0	0- 0	NEUTRAL	0- 0	0- 0	1- 1				
8- 7	0- 2	0- 0	NON-CONFERENCE	0- 0	0- 2	8- 3				
4- 3	0- 2	0- 0	HOME	0- 0	0- 0	4- 1				
3- 3	0- 0	0- 0	AWAY	0- 0	0- 2	3- 1				
1- 1	0- 0	0- 0	NEUTRAL	0- 0	0- 0	1- 1				
3- 0	0- 0	0- 0	CONFERENCE	0- 0	0- 0	3- 0				
1- 0	0- 0	0- 0	HOME	0- 0	0- 0	1- 0				
2- 0	0- 0	0- 0	AWAY	0- 0	0- 0	2- 0				
0- 0	0- 0	0- 0	NEUTRAL	0- 0	0- 0	0- 0				

RPI 1-25				RPI 26-50				RPI 51-100				RPI 101+ Team's RPI: 177			
RPI	S	Opponent	Score	RPI	S	Opponent	Score	RPI	S	Opponent	Score	RPI	S	Opponent	Score
17	H	UCF	42 76									114	A	Wake Forest	54 69
23	H	Florida St.	56 57									121	A	Georgia	60 67
												168	H	Charlotte	57 40
												188	A	George Washington	61 53
												196	A	Jacksonville	66 71
												200	H	UNC Asheville	61 47
												217	H	Florida	92 82
												223	A	Howard	85 70
												225	N	Memphis	53 59
												229	H	Samford	76 68
												234	N	Bowling Green	76 63
												264	H	Col umbi a	68 72
												286	A	Ga. Southern	79 72
												289	H	Kennesaw St.	64 48
												322	A	UNC Greensboro	71 58
												327	A	Western Caro.	69 67
-----															
LAST 12 Division I GAMES:															
196	A	Jacksonville	66 71	322	A	UNC Greensboro	71 58								
200	H	UNC Asheville	61 47	327	A	Western Caro.	69 67								
188	A	George Washington	61 53	229	H	Samford	76 68								
223	A	Howard	85 70	264	H	Col umbi a	68 72								
168	H	Charlotte	57 40	289	H	Kennesaw St.	64 48								
23	H	Florida St.	56 57	121	A	Georgia	60 67								

Non-Div I Games:

Mercer



Average RPI Win:	209	WON-LOST	WINNING	LAST 10	STRENGTH OF	OPP. STRENGTH	TEAM	ADJ.	CONF.	ADJ CONF.
Average RPI Loss:	124	RECORD	PCT. RANK	GAMES	SCHEDULE	OF SCHEDULE	RPI	RPI	RPI	RPI

DIV. I ONLY	11- 4	53	7-3	225	173	88	88	8	8
DIV. I NON-CONF.	8- 2	52	0- 0	331	285	129	129	8	8
TOTALS	RPI 1-25	RPI 26-50	W-L RECORDS	RPI 51-100	RPI 101-150	RPI 150+			
11- 4	1- 1	0- 1	OVERALL	2- 0	1- 1	7- 1			
5- 1	0- 0	0- 1	HOME	2- 0	1- 0	2- 0			
6- 3	1- 1	0- 0	AWAY	0- 0	0- 1	5- 1			
0- 0	0- 0	0- 0	NEUTRAL	0- 0	0- 0	0- 0			
8- 2	0- 1	0- 0	NON-CONFERENCE	1- 0	1- 0	6- 1			
3- 0	0- 0	0- 0	HOME	1- 0	1- 0	1- 0			
5- 2	0- 1	0- 0	AWAY	0- 0	0- 0	5- 1			
0- 0	0- 0	0- 0	NEUTRAL	0- 0	0- 0	0- 0			
3- 2	1- 0	0- 1	CONFERENCE	1- 0	0- 1	1- 0			
2- 1	0- 0	0- 1	HOME	1- 0	0- 0	1- 0			
1- 1	1- 0	0- 0	AWAY	0- 0	0- 1	0- 0			
0- 0	0- 0	0- 0	NEUTRAL	0- 0	0- 0	0- 0			

RPI 1-25	RPI 26-50	RPI 51-100	Team's RPI: 88	RPI 101+
RPI S Opponent Score	RPI S Opponent Score	RPI S Opponent Score		RPI S Opponent Score
5 A Louisville 73 95	33 H Buffalo 59 66	79 H Toledo 65 64		113 A Northern Ill. 71 82
22 A Central Mich. 70 67		99 H Cincinnati 78 65		140 H High Point 68 55
				176 H Ball St. 60 57
				195 A Jacksonville St. 58 41
				291 A Canisius 62 59
				309 A Valparaiso 68 47
				323 H Eastern Ky. 60 44
				329 A Detroit Mercy 78 59
				335 A UIC 65 56
				345 A Florida A&M 56 57
LAST 12 Division I GAMES:				
113 A Northern Ill. 71 82	176 H Ball St. 60 57	22 A Central Mich. 70 67	33 H Buffalo 59 66	335 A UIC 65 56
195 A Jacksonville St. 58 41	22 A Central Mich. 70 67	33 H Buffalo 59 66	79 H Toledo 65 64	140 H High Point 68 55
345 A Florida A&M 56 57	33 H Buffalo 59 66	79 H Toledo 65 64	5 A Louisville 73 95	
309 A Valparaiso 68 47	79 H Toledo 65 64	5 A Louisville 73 95		
99 H Cincinnati 78 65	5 A Louisville 73 95			
335 A UIC 65 56	140 H High Point 68 55			

Non-Div I Games: Ohio Dominican 74 29

Miami (OH)

Average RPI Win:	204	WON-LOST	WINNING	LAST 10	STRENGTH OF	OPP. STRENGTH	TEAM	ADJ.	CONF.	ADJ CONF.
Average RPI Loss:	26	RECORD	PCT. RANK	GAMES	SCHEDULE	OF SCHEDULE	RPI	RPI	RPI	RPI

DIV. I ONLY	12- 7	100	6-4	83	67	59	59	4	4
DIV. I NON-CONF.	9- 3	61	1- 1	210	146	77	77	5	5
-----									
TOTALS	RPI 1-25	RPI 26-50	W-L RECORDS	RPI 51-100	RPI 101-150	RPI 150+			
12- 7	0- 5	1- 1	OVERALL	1- 1	3- 0	7- 0			
8- 0	0- 0	0- 0	HOME	1- 0	2- 0	5- 0			
2- 6	0- 4	0- 1	AWAY	0- 1	0- 0	2- 0			
2- 1	0- 1	1- 0	NEUTRAL	0- 0	1- 0	0- 0			
9- 3	0- 3	1- 0	NON-CONFERENCE	0- 0	1- 0	7- 0			
5- 0	0- 0	0- 0	HOME	0- 0	0- 0	5- 0			
2- 2	0- 2	0- 0	AWAY	0- 0	0- 0	2- 0			
2- 1	0- 1	1- 0	NEUTRAL	0- 0	1- 0	0- 0			
3- 4	0- 2	0- 1	CONFERENCE	1- 1	2- 0	0- 0			
3- 0	0- 0	0- 0	HOME	1- 0	2- 0	0- 0			
0- 4	0- 2	0- 1	AWAY	0- 1	0- 0	0- 0			
0- 0	0- 0	0- 0	NEUTRAL	0- 0	0- 0	0- 0			

RPI 1-25				RPI 26-50				RPI 51-100 Team's RPI: 59				RPI 101+			
RPI	S	Opponent	Score	RPI	S	Opponent	Score	RPI	S	Opponent	Score	RPI	S	Opponent	Score
6	A	NC State	55 66	35	A	Purdue	70 71	74	A	Nebraska	56 70	101	H	Ohio St.	62 58
10	A	Iowa	61 75	36	N	Missouri	70 54	80	H	Northwestern	79 78	108	H	Minnesota	76 60
15	A	Marquette	74 85									111	N	Washington	80 73
20	N	Texas	52 69									184	H	Southern U.	76 35
25	A	Maryland	69 83									235	H	Mt. St. Mary's	88 40
												290	A	Western Mich.	79 42
												299	A	Oakland	85 59
												318	H	Morgan St.	70 47
												329	H	Detroit Mercy	95 62
												351	H	LIU Brooklyn	83 38
-----															
LAST 12 Division I GAMES:															
25	A	Maryland	69 83	111	N	Washington	80 73	20	N	Texas	52 69	101	H	Ohio St.	62 58
80	H	Northwestern	79 78	74	A	Nebraska	56 70	10	A	Iowa	61 75	318	H	Morgan St.	70 47
35	A	Purdue	70 71	299	A	Oakland	85 59								
108	H	Minnesota	76 60												
74	A	Nebraska	56 70												
184	H	Southern U.	76 35												

Non-Div I Games:

Michigan

Average RPI Win:	155	WON-LOST	WINNING	LAST 10	STRENGTH OF	OPP. STRENGTH	TEAM	ADJ.	CONF.	ADJ CONF.
Average RPI Loss:	46	RECORD	PCT. RANK	GAMES	SCHEDULE	OF SCHEDULE	RPI	RPI	RPI	RPI
DIV. I ONLY	13- 5	55	6-4	52	24	28	28	4	4	
DIV. I NON-CONF.	10- 1	19	0- 0	196	40	35	35	5	5	
<hr/>										
TOTALS	RPI 1-25	RPI 26-50	W-L RECORDS	RPI 51-100	RPI 101-150	RPI 150+				
13- 5	3- 2	0- 1	OVERALL	3- 1	1- 1	6- 0				
10- 0	3- 0	0- 0	HOME	2- 0	1- 0	4- 0				
2- 4	0- 1	0- 1	AWAY	1- 1	0- 1	1- 0				
1- 1	0- 1	0- 0	NEUTRAL	0- 0	0- 0	1- 0				
10- 1	1- 1	0- 0	NON-CONFERENCE	3- 0	0- 0	6- 0				
7- 0	1- 0	0- 0	HOME	2- 0	0- 0	4- 0				
2- 0	0- 0	0- 0	AWAY	1- 0	0- 0	1- 0				
1- 1	0- 1	0- 0	NEUTRAL	0- 0	0- 0	1- 0				
3- 4	2- 1	0- 1	CONFERENCE	0- 1	1- 1	0- 0				
3- 0	2- 0	0- 0	HOME	0- 0	1- 0	0- 0				
0- 4	0- 1	0- 1	AWAY	0- 1	0- 1	0- 0				
0- 0	0- 0	0- 0	NEUTRAL	0- 0	0- 0	0- 0				

RPI	S	Opponent	Score
3	H	Oregon	88 82
6	N	NC State	74 78
10	H	Iowa	84 70
16	A	Rutgers	62 76
25	H	Maryland	77 60

RPI	S	Opponent	Score
29	A	Indiana	64 68

Team's RPI: 28

RPI	S	Opponent	Score
80	A	Northwestern	62 70
82	H	Wright St.	84 68
97	A	Hartford	74 66
98	H	Virginia	91 66

RPI	S	Opponent	Score
101	A	Ohio St.	55 65
108	H	Minnesota	86 68
234	H	Bowling Green	99 69
236	H	ETSU	75 53
250	H	Texas Southern	91 45
283	H	Fla. Atlantic	89 74
289	N	Kennesaw St.	75 51
299	A	Oakland	102 58

LAST 12 Division I GAMES:

29	A	Indiana	64 68	16	A	Rutgers	62 76
80	A	Northwestern	62 70	25	H	Maryland	77 60
10	H	Iowa	84 70	101	A	Ohio St.	55 65
283	H	Fla. Atlantic	89 74	108	H	Minnesota	86 68
97	A	Hartford	74 66	299	A	Oakland	102 58
3	H	Oregon	88 82	250	H	Texas Southern	91 45

Non-Div I Games:

Michigan St.

Average RPI Win:	214	WON-LOST	WINNING	LAST 10	STRENGTH OF	OPP. STRENGTH	TEAM	ADJ.	CONF.	ADJ CONF.
Average RPI Loss:	84	RECORD	PCT. RANK	GAMES	SCHEDULE	OF SCHEDULE	RPI	RPI	RPI	RPI
DIV. I ONLY	15- 4	34	8-2	210	126	68	68	16	16	
DIV. I NON-CONF.	9- 4	85	0- 1	96	191	55	55	18	18	
-----										
TOTALS	RPI 1-25	RPI 26-50	W-L RECORDS	RPI 51-100	RPI 101-150	RPI 150+				
15- 4	0- 1	0- 0	OVERALL	1- 1	2- 2	12- 0				
6- 1	0- 0	0- 0	HOME	0- 1	1- 0	5- 0				
7- 3	0- 1	0- 0	AWAY	1- 0	0- 2	6- 0				
2- 0	0- 0	0- 0	NEUTRAL	0- 0	1- 0	1- 0				
9- 4	0- 1	0- 0	NON-CONFERENCE	1- 1	1- 2	7- 0				
4- 1	0- 0	0- 0	HOME	0- 1	0- 0	4- 0				
3- 3	0- 1	0- 0	AWAY	1- 0	0- 2	2- 0				
2- 0	0- 0	0- 0	NEUTRAL	0- 0	1- 0	1- 0				
6- 0	0- 0	0- 0	CONFERENCE	0- 0	1- 0	5- 0				
2- 0	0- 0	0- 0	HOME	0- 0	1- 0	1- 0				
4- 0	0- 0	0- 0	AWAY	0- 0	0- 0	4- 0				
0- 0	0- 0	0- 0	NEUTRAL	0- 0	0- 0	0- 0				

RPI 1-25				RPI 26-50				RPI 51-100 Team's RPI: 68				RPI 101+			
RPI	S	Opponent	Score	RPI	S	Opponent	Score	RPI	S	Opponent	Score	RPI	S	Opponent	Score
24	A	Kentucky	55 72					72	H	Belmont	38 45	104	A	Tennessee Tech	64 68
								85	A	Troy	67 64	126	N	Chattanooga	58 47
												132	H	Louisiana Tech	75 38
												137	A	Fordham	49 61
												169	H	Vanderbilt	65 58
												178	H	Georgia St.	69 54
												200	H	UNC Asheville	67 46
												207	H	Southern Miss.	66 49
												216	A	UNLV	66 62
												227	N	Dartmouth	70 58
												249	A	Furman	78 71
												256	A	UTSA	72 52
												267	A	UTEP	79 49
												283	A	Fla. Atlantic	74 55
												295	H	Mississippi Val.	101 51
												313	A	FIU	49 43
-----															
LAST 12 Division I GAMES:															
132	H	Louisiana Tech	75 38	137	A	Fordham	49 61								
207	H	Southern Miss.	66 49	216	A	UNLV	66 62								
283	A	Fla. Atlantic	74 55	267	A	UTEP	79 49								
313	A	FIU	49 43	256	A	UTSA	72 52								
126	N	Chattanooga	58 47	24	A	Kentucky	55 72								
200	H	UNC Asheville	67 46	85	A	Troy	67 64								

Non-Div I Games:

Middle Tenn.



RPI 1-25				RPI 26-50				RPI 51-100				RPI 101+				Team's RPI: 186	
RPI	S	Opponent	Score	RPI	S	Opponent	Score	RPI	S	Opponent	Score	RPI	S	Opponent	Score		
15	H	Marquette	74 83	29	A	Indiana	66 68	52	H	Green Bay	62 76	122	A	Fresno St.	48 65		
23	H	Florida St.	62 87	46	A	Saint Mary's (CA)	71 73	82	A	Wright St.	57 61	124	H	Youngstown St.	71 68		
												162	H	Wisconsin	57 68		
												187	N	UC Riverside	56 54		
												224	A	North Dakota	64 46		
												264	H	Columbia	78 65		
												266	H	Cleveland St.	59 53		
												281	A	Northern Ky.	54 55		
												299	A	Oakland	79 52		
												302	A	North Dakota St.	57 55		
												329	A	Detroit Mercy	62 44		
												337	H	Purdue Fort Wayne	70 48		
LAST 12 Division I GAMES:																	
				82	A	Wright St.	57 61	329	A	Detroit Mercy	62 44						
				281	A	Northern Ky.	54 55	299	A	Oakland	79 52						
				52	H	Green Bay	62 76	266	H	Cleveland St.	59 53						
				23	H	Florida St.	62 87	124	H	Youngstown St.	71 68						
				302	A	North Dakota St.	57 55	337	H	Purdue Fort Wayne	70 48						
				224	A	North Dakota	64 46	15	H	Marquette	74 83						

### Non-Div I Games:

Average RPI Win:	205	WON-LOST	WINNING	LAST 10	STRENGTH OF	OPP. STRENGTH	TEAM	ADJ.	CONF.	ADJ CONF.
Average RPI Loss:	67	RECORD	PCT. RANK	GAMES	SCHEDULE	OF SCHEDULE	RPI	RPI	RPI	RPI
DIV. I ONLY	13- 5	55	5-5	203	73	108	108	4	4	
DIV. I NON-CONF.	11- 0	1	0- 0	310	138	58	58	5	5	
-----										
TOTALS	RPI 1-25	RPI 26-50	W-L RECORDS	RPI 51-100	RPI 101-150	RPI 150+				
13- 5	1- 1	0- 1	OVERALL	1- 2	0- 0	11- 1				
10- 2	1- 1	0- 0	HOME	0- 0	0- 0	9- 1				
3- 3	0- 0	0- 1	AWAY	1- 2	0- 0	2- 0				
0- 0	0- 0	0- 0	NEUTRAL	0- 0	0- 0	0- 0				
11- 0	1- 0	0- 0	NON-CONFERENCE	1- 0	0- 0	9- 0				
9- 0	1- 0	0- 0	HOME	0- 0	0- 0	8- 0				
2- 0	0- 0	0- 0	AWAY	1- 0	0- 0	1- 0				
0- 0	0- 0	0- 0	NEUTRAL	0- 0	0- 0	0- 0				
2- 5	0- 1	0- 1	CONFERENCE	0- 2	0- 0	2- 1				
1- 2	0- 1	0- 0	HOME	0- 0	0- 0	1- 1				
1- 3	0- 0	0- 1	AWAY	0- 2	0- 0	1- 0				
0- 0	0- 0	0- 0	NEUTRAL	0- 0	0- 0	0- 0				

RPI 1-25				RPI 26-50				RPI 51-100				RPI 101+				Team's RPI: 108
RPI	S	Opponent	Score	RPI	S	Opponent	Score	RPI	S	Opponent	Score	RPI	S	Opponent	Score	
9	H	Syracuse	72 68	28	A	Michigan St.	68 86	59	A	Michigan	60 76	162	A	Wisconsin	78 50	
10	H	Iowa	63 81					74	A	Nebraska	57 63	162	H	Wisconsin	74 56	
								78	A	Boston College	77 69	164	H	Rhode Island	91 71	
												166	H	Illinois	62 66	
												175	A	Xavier	78 53	
												197	H	Cornell	65 45	
												214	H	Air Force	67 50	
												245	H	San Diego	53 48	
												305	H	Incarnate Word	75 39	
												306	H	Coppin St.	84 52	
												308	H	New Hampshire	70 47	
												342	H	Ark.-Pine Bluff	84 42	
-----																
LAST 12 Division I GAMES:																
166	H	Illinois	62 66	74	A	Nebraska	57 63									
59	A	Michigan	60 76	162	A	Wisconsin	78 50									
162	H	Wisconsin	74 56	10	H	Iowa	63 81									
164	H	Rhode Island	91 71	28	A	Michigan St.	68 86									
306	H	Coppin St.	84 52	305	H	Incarnate Word	75 39									
78	A	Boston College	77 69	214	H	Air Force	67 50									

Non-Div I Games:

Minnesota

Average RPI Win:	132	WON-LOST	WINNING	LAST 10	STRENGTH OF	OPP. STRENGTH	TEAM	ADJ.	CONF.	ADJ CONF.
Average RPI Loss:	3	RECORD	PCT. RANK	GAMES	SCHEDULE	OF SCHEDULE	RPI	RPI	RPI	RPI
DIV. I ONLY	17- 1	3	9-1	32	43	7	7	6	6	
DIV. I NON-CONF.	12- 1	10	0- 0	118	39	14	14	6	6	
-----										
TOTALS	RPI 1-25	RPI 26-50	W-L RECORDS	RPI 51-100	RPI 101-150	RPI 150+				
17- 1	4- 1	1- 0	OVERALL	4- 0	2- 0	6- 0				
10- 0	3- 0	0- 0	HOME	1- 0	1- 0	5- 0				
7- 1	1- 1	1- 0	AWAY	3- 0	1- 0	1- 0				
0- 0	0- 0	0- 0	NEUTRAL	0- 0	0- 0	0- 0				
12- 1	2- 1	0- 0	NON-CONFERENCE	3- 0	1- 0	6- 0				
7- 0	1- 0	0- 0	HOME	1- 0	0- 0	5- 0				
5- 1	1- 1	0- 0	AWAY	2- 0	1- 0	1- 0				
0- 0	0- 0	0- 0	NEUTRAL	0- 0	0- 0	0- 0				
5- 0	2- 0	1- 0	CONFERENCE	1- 0	1- 0	0- 0				
3- 0	2- 0	0- 0	HOME	0- 0	1- 0	0- 0				
2- 0	0- 0	1- 0	AWAY	1- 0	0- 0	0- 0				
0- 0	0- 0	0- 0	NEUTRAL	0- 0	0- 0	0- 0				

RPI	S	Opponent	Score	RPI	S	Opponent	Score	RPI	S	Opponent	Score	RPI	S	Opponent	Score
3	A	Oregon	74 82	49	A	Auburn	85 59	51	A	Arkansas	93 69	111	A	Washington	103 56
15	H	Marquette	87 82					69	H	Lamar University	104 53	121	H	Georgia	80 71
18	H	South Carolina	89 74					95	A	Little Rock	98 63	207	A	Southern Miss.	86 42
20	A	Texas	67 49					98	A	Virginia	72 44	220	H	Southeast Mo. St.	88 53
24	H	Kentucky	86 71									249	H	Furman	106 41
												262	H	Louisiana	104 36
												306	H	Coppin St.	110 38
												333	H	Jackson St.	105 38
-----															
LAST 12 Division I GAMES:															
51	A	Arkansas	93 69	18	H	South Carolina	89 74								
262	H	Louisiana	104 36	49	A	Auburn	85 59								
111	A	Washington	103 56	121	H	Georgia	80 71								
3	A	Oregon	74 82	24	H	Kentucky	86 71								
207	A	Southern Miss.	86 42	20	A	Texas	67 49								
15	H	Marquette	87 82	95	A	Little Rock	98 63								

Non-Div I Games:

Mississippi St.

Average RPI Win:	295	WON-LOST	WINNING	LAST 10	STRENGTH OF	OPP. STRENGTH	TEAM	ADJ.	CONF.	ADJ CONF.
Average RPI Loss:	187	RECORD	PCT. RANK	GAMES	SCHEDULE	OF SCHEDULE	RPI	RPI	RPI	RPI
DIV. I ONLY	3- 13	313	2-8	236	337	295	295	30	30	
DIV. I NON-CONF.	1- 10	330	0- 0	89	331	272	272	26	26	
-----										
TOTALS	RPI 1-25	RPI 26-50	W-L RECORDS	RPI 51-100	RPI 101-150	RPI 150+				
3- 13	0- 0	0- 0	OVERALL	0- 3	0- 1	3- 9				
1- 2	0- 0	0- 0	HOME	0- 0	0- 0	1- 2				
2- 10	0- 0	0- 0	AWAY	0- 2	0- 1	2- 7				
0- 1	0- 0	0- 0	NEUTRAL	0- 1	0- 0	0- 0				
1- 10	0- 0	0- 0	NON-CONFERENCE	0- 3	0- 1	1- 6				
0- 1	0- 0	0- 0	HOME	0- 0	0- 0	0- 1				
1- 8	0- 0	0- 0	AWAY	0- 2	0- 1	1- 5				
0- 1	0- 0	0- 0	NEUTRAL	0- 1	0- 0	0- 0				
2- 3	0- 0	0- 0	CONFERENCE	0- 0	0- 0	2- 3				
1- 1	0- 0	0- 0	HOME	0- 0	0- 0	1- 1				
1- 2	0- 0	0- 0	AWAY	0- 0	0- 0	1- 2				
0- 0	0- 0	0- 0	NEUTRAL	0- 0	0- 0	0- 0				

RPI 1-25				RPI 26-50				RPI 51-100				RPI 101+ Team's RPI: 295					
RPI	S	Opponent	Score	RPI	S	Opponent	Score	RPI	S	Opponent	Score	RPI	S	Opponent	Score		
								63	A	TCU	47	96	143	A	UT Martin	51	110
								68	A	Middle Tenn.	51	101	157	H	North Ala.	72	86
								85	N	Troy	54	75	163	A	Arkansas St.	57	60
													184	A	Southern U.	67	74
													202	A	Nicholls St.	47	72
													205	A	SMU	47	62
													207	A	Southern Miss.	60	67
													228	H	Alabama St.	64	62
													282	H	Alabama A&M	60	80
													315	A	Austin Peay	95	89
													324	A	La. -Monroe	65	72
													342	A	Ark. -Pine Bluff	62	56
													350	A	Alcorn	63	73
LAST 12 Division I GAMES:																	
342	A	Ark. -Pine Bluff	62	56	184	A	Southern U.	67	74	350	A	Alcorn	63	73			
143	A	UT Martin	51	110	228	H	Alabama St.	64	62	282	H	Alabama A&M	60	80			
157	H	North Ala.	72	86	85	N	Troy	54	75	207	A	Southern Miss.	60	67			
163	A	Arkansas St.	57	60													
324	A	La. -Monroe	65	72													
202	A	Nicholls St.	47	72													

Non-Div I Games:

Mississippi Val.

Average RPI Win:	134	WON-LOST	WINNING	LAST 10	STRENGTH OF	OPP. STRENGTH	TEAM	ADJ.	CONF.	ADJ CONF.
Average RPI Loss:	74	RECORD	PCT. RANK	GAMES	SCHEDULE	OF SCHEDULE	RPI	RPI	RPI	RPI
DIV. I ONLY	15- 5	45	7-3	60	49	36	36	6	6	
DIV. I NON-CONF.	11- 3	56	1- 0	78	63	37	37	6	6	
-----										
TOTALS	RPI 1-25	RPI 26-50	W-L RECORDS	RPI 51-100	RPI 101-150	RPI 150+				
15- 5	0- 1	2- 1	OVERALL	4- 2	2- 0	7- 1				
8- 2	0- 0	0- 1	HOME	2- 1	2- 0	4- 0				
5- 2	0- 1	1- 0	AWAY	1- 0	0- 0	3- 1				
2- 1	0- 0	1- 0	NEUTRAL	1- 1	0- 0	0- 0				
11- 3	0- 0	1- 1	NON-CONFERENCE	3- 2	1- 0	6- 0				
5- 2	0- 0	0- 1	HOME	1- 1	1- 0	3- 0				
4- 0	0- 0	0- 0	AWAY	1- 0	0- 0	3- 0				
2- 1	0- 0	1- 0	NEUTRAL	1- 1	0- 0	0- 0				
4- 2	0- 1	1- 0	CONFERENCE	1- 0	1- 0	1- 1				
3- 0	0- 0	0- 0	HOME	1- 0	1- 0	1- 0				
1- 2	0- 1	1- 0	AWAY	0- 0	0- 0	0- 1				
0- 0	0- 0	0- 0	NEUTRAL	0- 0	0- 0	0- 0				

RPI 1-25				RPI 26-50				RPI 51-100				RPI 101+			
RPI	S	Opponent	Score	RPI	S	Opponent	Score	RPI	S	Opponent	Score	RPI	S	Opponent	Score
18	A	South Carolina	65 79	26	H	South Dakota	61 74	51	H	Arkansas	71 53	121	H	Georgia	61 35
				45	A	Tennessee	66 64	52	H	Green Bay	49 56	138	H	Texas St.	69 50
				50	N	Duke	62 54	59	N	Michigan	54 70	163	H	Arkansas St.	70 50
								64	N	Quinnipiac	65 51	166	A	Illinois	67 45
								90	H	Missouri St.	65 61	193	H	Ole Miss	78 55
								93	A	West Virginia	68 51	194	H	UMKC	66 59
												198	A	Saint Louis	74 62
												201	H	SIUE	59 36
												217	A	Florida	56 58
												241	A	Western Ill.	89 64
-----															
LAST 12 Division I GAMES:															
217	A	Florida	56 58	50	N	Duke	62 54	64	N	Quinnipiac	65 51				
51	H	Arkansas	71 53					18	A	South Carolina	65 79				
45	A	Tennessee	66 64					121	H	Georgia	61 35				
193	H	Ole Miss	78 55					138	H	Texas St.	69 50				
163	H	Arkansas St.	70 50					26	H	South Dakota	61 74				
166	A	Illinois	67 45												

Non-Div I Games:

Missouri

Average RPI Win:	180	WON-LOST	WINNING	LAST 10	STRENGTH OF	OPP. STRENGTH	TEAM	ADJ.	CONF.	ADJ CONF.
Average RPI Loss:	105	RECORD	PCT. RANK	GAMES	SCHEDULE	OF SCHEDULE	RPI	RPI	RPI	RPI
DIV. I ONLY	9- 7	133	8-2	64	144	90	90	12	12	
DIV. I NON-CONF.	4- 7	228	0- 0	47	56	153	153	14	14	
-----										
TOTALS	RPI 1-25	RPI 26-50	W-L RECORDS	RPI 51-100	RPI 101-150	RPI 150+				
9- 7	0- 1	0- 3	OVERALL	1- 0	1- 0	7- 3				
5- 2	0- 1	0- 1	HOME	1- 0	0- 0	4- 0				
2- 5	0- 0	0- 2	AWAY	0- 0	0- 0	2- 3				
2- 0	0- 0	0- 0	NEUTRAL	0- 0	1- 0	1- 0				
4- 7	0- 1	0- 3	NON-CONFERENCE	1- 0	1- 0	2- 3				
2- 2	0- 1	0- 1	HOME	1- 0	0- 0	1- 0				
0- 5	0- 0	0- 2	AWAY	0- 0	0- 0	0- 3				
2- 0	0- 0	0- 0	NEUTRAL	0- 0	1- 0	1- 0				
5- 0	0- 0	0- 0	CONFERENCE	0- 0	0- 0	5- 0				
3- 0	0- 0	0- 0	HOME	0- 0	0- 0	3- 0				
2- 0	0- 0	0- 0	AWAY	0- 0	0- 0	2- 0				
0- 0	0- 0	0- 0	NEUTRAL	0- 0	0- 0	0- 0				

RPI 1-25				RPI 26-50				RPI 51-100				RPI 101+			
RPI	S	Opponent	Score	RPI	S	Opponent	Score	RPI	S	Opponent	Score	RPI	S	Opponent	Score
11	H	Gonzaga	67 70	26	H	South Dakota	74 85	95	H	Little Rock	48 44	132	N	Louisiana Tech	82 70
				29	A	Indiana	74 98					156	H	Indiana St.	71 58
				36	A	Missouri	61 65					165	H	Southern Ill.	66 51
												171	A	Bradley	68 56
												173	A	Santa Clara	73 77
												176	H	Ball St.	74 54
												182	A	Illinois St.	59 47
												189	A	North Texas	76 83
												201	N	SIUE	68 65
												271	A	Wichita St.	60 63
												344	H	Evansville	88 66
LAST 12 Division I GAMES:															
156	H	Indiana St.	71 58	182	A	Illinois St.	59 47								
95	H	Little Rock	48 44	171	A	Bradley	68 56								
201	N	SIUE	68 65	165	H	Southern Ill.	66 51								
132	N	Louisiana Tech	82 70	344	H	Evansville	88 66								
11	H	Gonzaga	67 70	26	H	South Dakota	74 85								
29	A	Indiana	74 98	189	A	North Texas	76 83								

Non-Div I Games:

Missouri St.

Average RPI Win:	239	WON-LOST	WINNING	LAST 10	STRENGTH OF	OPP. STRENGTH	TEAM	ADJ.	CONF.	ADJ CONF.
Average RPI Loss:	170	RECORD	PCT. RANK	GAMES	SCHEDULE	OF SCHEDULE	RPI	RPI	RPI	RPI

DIV. I ONLY	5- 11	262	3-7	186	247	247	247	27	27
DIV. I NON-CONF.	4- 7	228	0- 0	185	240	230	230	28	28
-----									
TOTALS	RPI 1-25	RPI 26-50	W-L RECORDS	RPI 51-100	RPI 101-150	RPI 150+			
5- 11	0- 0	0- 0	OVERALL	0- 4	0- 2	5- 5			
2- 5	0- 0	0- 0	HOME	0- 2	0- 0	2- 3			
3- 6	0- 0	0- 0	AWAY	0- 2	0- 2	3- 2			
0- 0	0- 0	0- 0	NEUTRAL	0- 0	0- 0	0- 0			
4- 7	0- 0	0- 0	NON-CONFERENCE	0- 3	0- 1	4- 3			
2- 3	0- 0	0- 0	HOME	0- 2	0- 0	2- 1			
2- 4	0- 0	0- 0	AWAY	0- 1	0- 1	2- 2			
0- 0	0- 0	0- 0	NEUTRAL	0- 0	0- 0	0- 0			
1- 4	0- 0	0- 0	CONFERENCE	0- 1	0- 1	1- 2			
0- 2	0- 0	0- 0	HOME	0- 0	0- 0	0- 2			
1- 2	0- 0	0- 0	AWAY	0- 1	0- 1	1- 0			
0- 0	0- 0	0- 0	NEUTRAL	0- 0	0- 0	0- 0			

RPI 1-25	RPI 26-50	RPI 51-100	RPI 101+	Team's RPI: 247
RPI S Opponent Score	RPI S Opponent Score	RPI S Opponent Score	RPI S Opponent Score	
		61 H Bucknell 32 70	133 A Lehigh 48 63	
		64 A Quinnipiac 38 67	135 A Marist 45 69	
		73 A Virginia Tech 49 82	188 A George Washington 55 51	
		84 H Princeton 47 79	203 H Rider 43 55	
			209 H Navy 68 67	
			211 A Sacred Heart 55 50	
			221 A East Carolina 67 73	
			255 H Albany (NY) 64 56	
			263 H Siena 68 77	
			300 H Loyola Maryland 67 75	
			328 A Lafayette 69 73	
			331 A Iona 55 38	
LAST 12 Division I GAMES:				
331 A Iona 55 38	263 H Siena 68 77	135 A Marist 45 69	64 A Quinnipiac 38 67	203 H Rider 43 55
300 H Loyola Maryland 67 75				
209 H Navy 68 67				
84 H Princeton 47 79				
328 A Lafayette 69 73				
188 A George Washington 55 51				

Non-Div I Games:

Monmouth

RPI 1-25				RPI 26-50				RPI 51-100				RPI 101+				Team's RPI: 146	
RPI	S	Opponent	Score	RPI	S	Opponent	Score	RPI	S	Opponent	Score	RPI	S	Opponent	Score		
11	A	Gonzaga	52 76	26	H	South Dakota	41 64	56	A	Arizona	51 100	111	A	Washington	54 69		
								100	H	UC Davis	62 56	112	H	Northern Colo.	62 73		
												113	H	Northern Ill.	86 70		
												129	H	Idaho	82 79		
												144	A	Portland St.	60 78		
												174	H	Eastern Wash.	62 68		
												210	H	Southern Utah	79 57		
												239	A	Sacramento St.	88 86		
												257	N	Saint Francis (PA)	79 77		
												260	H	Northern Ariz.	78 62		
												338	A	Grand Canyon	69 47		
LAST 12 Division I GAMES:																	
				174	H	Eastern Wash.	62 68	257	N	Saint Francis (PA)	79 77						
				144	A	Portland St.	60 78	100	H	UC Davis	62 56						
				239	A	Sacramento St.	88 86	129	H	Idaho	82 79						
				210	H	Southern Utah	79 57	112	H	Northern Colo.	62 73						
				260	H	Northern Ariz.	78 62	338	A	Grand Canyon	69 47						
				111	A	Washington	54 69	56	A	Arizona	51 100						

Page 176



Average RPI	Win: 213	WON-LOST	WINNING	LAST 10	STRENGTH OF	OPP. STRENGTH	TEAM	ADJ.	CONF.	ADJ CONF.
Average RPI	Loss: 89	RECORD	PCT. RANK	GAMES	SCHEDULE	OF SCHEDULE	RPI	RPI	RPI	RPI
DIV. I ONLY	8- 8	165	5-5	136	104	148	148	15	15	
DIV. I NON-CONF.	4- 5	190	1- 0	79	50	108	108	12	12	
-----										
TOTALS	RPI 1-25	RPI 26-50	W-L RECORDS	RPI 51-100	RPI 101-150	RPI 150+				
8- 8	0- 1	0- 1	OVERALL	0- 3	2- 2	6- 1				
4- 3	0- 0	0- 1	HOME	0- 0	0- 1	4- 1				
3- 5	0- 1	0- 0	AWAY	0- 3	2- 1	1- 0				
1- 0	0- 0	0- 0	NEUTRAL	0- 0	0- 0	1- 0				
4- 5	0- 1	0- 1	NON-CONFERENCE	0- 3	1- 0	3- 0				
2- 1	0- 0	0- 1	HOME	0- 0	0- 0	2- 0				
1- 4	0- 1	0- 0	AWAY	0- 3	1- 0	0- 0				
1- 0	0- 0	0- 0	NEUTRAL	0- 0	0- 0	1- 0				
4- 3	0- 0	0- 0	CONFERENCE	0- 0	1- 2	3- 1				
2- 2	0- 0	0- 0	HOME	0- 0	0- 1	2- 1				
2- 1	0- 0	0- 0	AWAY	0- 0	1- 1	1- 0				
0- 0	0- 0	0- 0	NEUTRAL	0- 0	0- 0	0- 0				

RPI 1-25				RPI 26-50				RPI 51-100				RPI 101+ Team's RPI: 148			
RPI	S	Opponent	Score	RPI	S	Opponent	Score	RPI	S	Opponent	Score	RPI	S	Opponent	Score
15	A	Marquette	52 100	32	H	South Dakota St.	67 88	63	A	TCU	49 71	112	A	Northern Colo.	79 66
								76	A	SFA	53 60	129	H	Idaho	66 82
								81	A	Wyoming	58 66	138	A	Texas St.	67 59
												144	A	Portland St.	53 55
												174	H	Eastern Wash.	87 89
												191	N	Delaware	69 60
												210	H	Southern Utah	69 64
												239	A	Sacramento St.	69 53
												258	H	Long Beach St.	85 62
												260	H	Northern Ariz.	80 70
												298	H	Omaha	59 56
LAST 12 Division I GAMES:															
239	A	Sacramento St.	69 53	138	A	Texas St.	67 59	174	H	Eastern Wash.	87 89	112	A	Northern Colo.	79 66
144	A	Portland St.	53 55	76	A	SFA	53 60	129	H	Idaho	66 82	258	H	Long Beach St.	85 62
260	H	Northern Ariz.	80 70	63	A	TCU	49 71	81	A	Wyoming	58 66	260	H	Northern Ariz.	80 70
210	H	Southern Utah	69 64	76	A	SFA	53 60					298	H	Omaha	59 56
32	H	South Dakota St.	67 88												
298	H	Omaha	59 56												

Non-Div I Games: Carroll (MT) 64 48

Montana St.

Average RPI Win:	267	WON-LOST	WINNING	LAST 10	STRENGTH OF	OPP. STRENGTH	TEAM	ADJ.	CONF.	ADJ CONF.
Average RPI Loss:	158	RECORD	PCT. RANK	GAMES	SCHEDULE	OF SCHEDULE	RPI	RPI	RPI	RPI
DIV. I ONLY	11- 6	90	6-4	279	295	161	161	22	22	
DIV. I NON-CONF.	7- 4	109	0- 0	271	313	175	175	20	20	
-----										
TOTALS	RPI 1-25	RPI 26-50	W-L RECORDS	RPI 51-100	RPI 101-150	RPI 150+				
11- 6	0- 2	0- 0	OVERALL	0- 1	2- 0	9- 3				
6- 1	0- 0	0- 0	HOME	0- 0	1- 0	5- 1				
5- 5	0- 2	0- 0	AWAY	0- 1	1- 0	4- 2				
0- 0	0- 0	0- 0	NEUTRAL	0- 0	0- 0	0- 0				
7- 4	0- 2	0- 0	NON-CONFERENCE	0- 0	1- 0	6- 2				
4- 1	0- 0	0- 0	HOME	0- 0	0- 0	4- 1				
3- 3	0- 2	0- 0	AWAY	0- 0	1- 0	2- 1				
0- 0	0- 0	0- 0	NEUTRAL	0- 0	0- 0	0- 0				
4- 2	0- 0	0- 0	CONFERENCE	0- 1	1- 0	3- 1				
2- 0	0- 0	0- 0	HOME	0- 0	1- 0	1- 0				
2- 2	0- 0	0- 0	AWAY	0- 1	0- 0	2- 1				
0- 0	0- 0	0- 0	NEUTRAL	0- 0	0- 0	0- 0				

RPI 1-25				RPI 26-50				RPI 51-100				RPI 101+				Team's RPI: 161
RPI	S	Opponent	Score	RPI	S	Opponent	Score	RPI	S	Opponent	Score	RPI	S	Opponent	Score	
2	A	Baylor	58 96					72	A	Belmont	50 77	143	H	UT Martin	85 75	
24	A	Kentucky	57 87									145	A	Radford	79 72	
												220	H	Southeast Mo. St.	82 54	
												251	A	Gardner-Webb	84 69	
												257	A	Saint Francis (PA)	83 89	
												274	A	N. C. A&T	72 67	
												276	H	St. Francis Brooklyn	94 101	
												284	A	Murray St.	83 61	
												301	A	Tennessee St.	85 62	
												309	H	Valparaiso	68 62	
												315	A	Austin Peay	80 81	
												326	H	Lipscomb	79 44	
												343	H	Chicago St.	104 68	
												344	H	Evansville	85 63	
-----																
LAST 12 Division I GAMES:																
315	A	Austin Peay	80 81	143	H	UT Martin	85 75									
284	A	Murray St.	83 61	220	H	Southeast Mo. St.	82 54									
326	H	Lipscomb	79 44	301	A	Tennessee St.	85 62									
257	A	Saint Francis (PA)	83 89	72	A	Belmont	50 77									
145	A	Radford	79 72	344	H	Evansville	85 63									
2	A	Baylor	58 96	24	A	Kentucky	57 87									

Non-Div I Games: Alice Lloyd 121 56 Ky. Christian 119 28

Morehead St.

Average RPI Win:	323	WON-LOST	WINNING	LAST 10	STRENGTH OF	OPP. STRENGTH	TEAM	ADJ.	CONF.	ADJ CONF.
Average RPI Loss:	176	RECORD	PCT. RANK	GAMES	SCHEDULE	OF SCHEDULE	RPI	RPI	RPI	RPI
DIV. I ONLY	4- 14	301	4-6	250	322	318	318	32	32	
DIV. I NON-CONF.	1- 11	335	0- 1	171	214	328	328	32	32	
-----										
TOTALS	RPI 1-25	RPI 26-50	W-L RECORDS	RPI 51-100	RPI 101-150	RPI 150+				
4- 14	0- 1	0- 0	OVERALL	0- 4	0- 2	4- 7				
3- 3	0- 0	0- 0	HOME	0- 0	0- 0	3- 3				
1- 8	0- 0	0- 0	AWAY	0- 4	0- 1	1- 3				
0- 3	0- 1	0- 0	NEUTRAL	0- 0	0- 1	0- 1				
1- 11	0- 1	0- 0	NON-CONFERENCE	0- 4	0- 2	1- 4				
1- 2	0- 0	0- 0	HOME	0- 0	0- 0	1- 2				
0- 6	0- 0	0- 0	AWAY	0- 4	0- 1	0- 1				
0- 3	0- 1	0- 0	NEUTRAL	0- 0	0- 1	0- 1				
3- 3	0- 0	0- 0	CONFERENCE	0- 0	0- 0	3- 3				
2- 1	0- 0	0- 0	HOME	0- 0	0- 0	2- 1				
1- 2	0- 0	0- 0	AWAY	0- 0	0- 0	1- 2				
0- 0	0- 0	0- 0	NEUTRAL	0- 0	0- 0	0- 0				

RPI 1-25				RPI 26-50				RPI 51-100				RPI 101+				Team's RPI: 318
RPI	S	Opponent	Score	RPI	S	Opponent	Score	RPI	S	Opponent	Score	RPI	S	Opponent	Score	
25	N	Maryland	44 68					59	A	Michigan	47 70	105	A	Western Ky.	43 90	
								76	A	SFA	42 69	121	N	Georgia	33 60	
								93	A	West Virginia	37 72	219	H	UMES	68 73	
								97	A	Hartford	59 80	223	A	Howard	56 79	
												248	N	Niagara	57 67	
												274	A	N.C. A&T	29 62	
												292	H	Central Conn. St.	36 60	
												294	H	UMass Lowell	61 49	
												310	H	South Carolina St.	62 51	
												313	A	FIU	50 59	
												320	H	UMBC	68 73	
												339	H	Savannah St.	63 47	
												348	A	N.C. Central	65 62	
-----																
LAST 12 Division I GAMES:																
310	H	South Carolina St.	62 51	248	N	Niagara	57 67									
339	H	Savannah St.	63 47	348	A	N.C. Central	65 62									
219	H	UMES	68 73	274	A	N.C. A&T	29 62									
294	H	UMass Lowell	61 49	223	A	Howard	56 79									
320	H	UMBC	68 73	59	A	Michigan	47 70									
93	A	West Virginia	37 72	313	A	FIU	50 59									

Non-Div I Games: Washington Adventist 60 43 Lincoln (PA) 46 51

Morgan St.



Average RPI Win:	303	WON-LOST	WINNING	LAST 10	STRENGTH OF	OPP. STRENGTH	TEAM	ADJ.	CONF.	ADJ CONF.
Average RPI Loss:	148	RECORD	PCT. RANK	GAMES	SCHEDULE	OF SCHEDULE	RPI	RPI	RPI	RPI
DIV. I ONLY	4- 11	286	3-7	234	218	284	284	22	22	
DIV. I NON-CONF.	2- 7	288	0- 0	175	171	292	292	20	20	
-----										
TOTALS	RPI 1-25	RPI 26-50	W-L RECORDS	RPI 51-100	RPI 101-150	RPI 150+				
4- 11	0- 2	0- 1	OVERALL	0- 0	0- 1	4- 7				
3- 3	0- 0	0- 0	HOME	0- 0	0- 0	3- 3				
1- 8	0- 2	0- 1	AWAY	0- 0	0- 1	1- 4				
0- 0	0- 0	0- 0	NEUTRAL	0- 0	0- 0	0- 0				
2- 7	0- 2	0- 1	NON-CONFERENCE	0- 0	0- 0	2- 4				
2- 2	0- 0	0- 0	HOME	0- 0	0- 0	2- 2				
0- 5	0- 2	0- 1	AWAY	0- 0	0- 0	0- 2				
0- 0	0- 0	0- 0	NEUTRAL	0- 0	0- 0	0- 0				
2- 4	0- 0	0- 0	CONFERENCE	0- 0	0- 1	2- 3				
1- 1	0- 0	0- 0	HOME	0- 0	0- 0	1- 1				
1- 3	0- 0	0- 0	AWAY	0- 0	0- 1	1- 2				
0- 0	0- 0	0- 0	NEUTRAL	0- 0	0- 0	0- 0				

RPI 1-25				RPI 26-50				RPI 51-100				RPI 101+ Team's RPI: 284			
RPI	S	Opponent	Score	RPI	S	Opponent	Score	RPI	S	Opponent	Score	RPI	S	Opponent	Score
21	A	Butler	65 86	45	A	Tennessee	77 98					143	A	UT Martin	67 75
24	A	Kentucky	49 88									161	H	Morehead St.	61 83
												163	A	Arkansas St.	63 74
												165	H	Southern Ill.	59 65
												166	A	Illinois	52 84
												201	A	SIUE	54 71
												220	A	Southeast Mo. St.	64 59
												254	A	Eastern Ill.	67 75
												282	H	Alabama A&M	53 59
												323	H	Eastern Ky.	81 63
												326	H	Lipscomb	97 61
												344	H	Evansville	81 53
LAST 12 Division I GAMES:															
323	H	Eastern Ky.	81 63	201	A	SIUE	54 71								
161	H	Morehead St.	61 83	254	A	Eastern Ill.	67 75								
45	A	Tennessee	77 98	220	A	Southeast Mo. St.	64 59								
24	A	Kentucky	49 88	143	A	UT Martin	67 75								
165	H	Southern Ill.	59 65	282	H	Alabama A&M	53 59								
166	A	Illinois	52 84	163	A	Arkansas St.	63 74								

Non-Div I Games: Oakland City 113 55 Bethel (TN) 86 50

Murray St.

Loss, Non-Conf, S Site, H Home A Away N Neutral

Average RPI Win:	302	WON-LOST	WINNING	LAST 10	STRENGTH OF	OPP. STRENGTH	TEAM	ADJ.	CONF.	ADJ CONF.
Average RPI Loss:	153	RECORD	PCT. RANK	GAMES	SCHEDULE	OF SCHEDULE	RPI	RPI	RPI	RPI

DIV. I ONLY	7- 9	209	6-4	334	217	274	274	32	32
DIV. I NON-CONF.	2- 9	297	0- 1	289	144	308	308	32	32
TOTALS	RPI 1-25	RPI 26-50	W-L RECORDS	RPI 51-100	RPI 101-150	RPI 150+			
7- 9	0- 0	0- 0	OVERALL	0- 2	0- 2	7- 5			
2- 3	0- 0	0- 0	HOME	0- 0	0- 1	2- 2			
5- 4	0- 0	0- 0	AWAY	0- 1	0- 0	5- 3			
0- 2	0- 0	0- 0	NEUTRAL	0- 1	0- 1	0- 0			
2- 9	0- 0	0- 0	NON-CONFERENCE	0- 2	0- 2	2- 5			
0- 3	0- 0	0- 0	HOME	0- 0	0- 1	0- 2			
2- 4	0- 0	0- 0	AWAY	0- 1	0- 0	2- 3			
0- 2	0- 0	0- 0	NEUTRAL	0- 1	0- 1	0- 0			
5- 0	0- 0	0- 0	CONFERENCE	0- 0	0- 0	5- 0			
2- 0	0- 0	0- 0	HOME	0- 0	0- 0	2- 0			
3- 0	0- 0	0- 0	AWAY	0- 0	0- 0	3- 0			
0- 0	0- 0	0- 0	NEUTRAL	0- 0	0- 0	0- 0			

RPI 1-25				RPI 26-50				RPI 51-100				RPI 101+				Team's RPI: 274	
RPI	S	Opponent	Score	RPI	S	Opponent	Score	RPI	S	Opponent	Score	RPI	S	Opponent	Score		
								65	N	Maine	52	58	109	N	Yale	49	59
								98	A	Virginia	57	67	134	H	VCU	48	54
													161	H	Morehead St.	67	72
													179	H	Akron	36	49
													190	A	Elon	64	73
													209	A	Navy	49	72
													219	A	UMES	51	49
													236	A	ETSU	56	61
													283	A	Fla. Atlantic	67	65
													306	H	Coppin St.	66	42
													310	A	South Carolina St.	58	44
													318	H	Morgan St.	62	29
													327	A	Western Caro.	69	51
													349	A	Delaware St.	67	47
LAST 12 Division I GAMES:																	
				349	A	Delaware St.	67	47	109	N	Yale	49	59				
				310	A	South Carolina St.	58	44	306	H	Coppin St.	66	42				
				283	A	Fla. Atlantic	67	65	318	H	Morgan St.	62	29				
				134	H	VCU	48	54	219	A	UMES	51	49				
				190	A	Elon	64	73	327	A	Western Caro.	69	51				
				236	A	ETSU	56	61	209	A	Navy	49	72				

Non-Div I Games: Winston-Salem 60 56 Johnson C. Smith 50 53

Average RPI Win:	300	WON-LOST	WINNING	LAST 10	STRENGTH OF	OPP. STRENGTH	TEAM	ADJ.	CONF.	ADJ CONF.
Average RPI Loss:	224	RECORD	PCT. RANK	GAMES	SCHEDULE	OF SCHEDULE	RPI	RPI	RPI	RPI
DIV. I ONLY	3- 14	317	3-7	342	301	348	348	32	32	
DIV. I NON-CONF.	2- 10	311	0- 0	297	282	343	343	32	32	
-----										
TOTALS	RPI 1-25	RPI 26-50	W-L RECORDS	RPI 51-100	RPI 101-150	RPI 150+				
3- 14	0- 1	0- 0	OVERALL	0- 0	0- 2	3- 11				
3- 6	0- 0	0- 0	HOME	0- 0	0- 1	3- 5				
0- 7	0- 1	0- 0	AWAY	0- 0	0- 1	0- 5				
0- 1	0- 0	0- 0	NEUTRAL	0- 0	0- 0	0- 1				
2- 10	0- 1	0- 0	NON-CONFERENCE	0- 0	0- 2	2- 7				
2- 4	0- 0	0- 0	HOME	0- 0	0- 1	2- 3				
0- 5	0- 1	0- 0	AWAY	0- 0	0- 1	0- 3				
0- 1	0- 0	0- 0	NEUTRAL	0- 0	0- 0	0- 1				
1- 4	0- 0	0- 0	CONFERENCE	0- 0	0- 0	1- 4				
1- 2	0- 0	0- 0	HOME	0- 0	0- 0	1- 2				
0- 2	0- 0	0- 0	AWAY	0- 0	0- 0	0- 2				
0- 0	0- 0	0- 0	NEUTRAL	0- 0	0- 0	0- 0				

RPI 1-25				RPI 26-50				RPI 51-100				RPI 101+ Team's RPI: 348			
RPI	S	Opponent	Score	RPI	S	Opponent	Score	RPI	S	Opponent	Score	RPI	S	Opponent	Score
10	A	Iowa	39 106									120	H	UNCW	82 89
												140	A	High Point	69 80
												178	A	Georgia St.	54 65
												190	H	Elon	54 83
												204	H	Coastal Caro.	66 89
												219	A	UMES	49 59
												225	A	Memphis	56 77
												272	H	Wofford	66 59
												275	A	Wintthrop	41 66
												277	H	Bethune-Cookman	50 67
												289	N	Kennesaw St.	54 78
												306	H	Coppin St.	62 57
												318	H	Morgan St.	62 65
												322	H	UNC Greensboro	66 57
												341	H	USC Upstate	63 82
												349	A	Delaware St.	61 71
-----															
LAST 12 Division I GAMES:															
277	H	Bethune-Cookman	50 67	318	H	Morgan St.	62 65								
225	A	Memphis	56 77	306	H	Coppin St.	62 57								
289	N	Kennesaw St.	54 78	349	A	Delaware St.	61 71								
178	A	Georgia St.	54 65	219	A	UMES	49 59								
272	H	Wofford	66 59	204	H	Coastal Caro.	66 89								
322	H	UNC Greensboro	66 57	341	H	USC Upstate	63 82								

Non-Div I Games: Wilberforce 55 49

N. C. Central

N  
C  
S  
t  
a  
t  
e

NC State					Through Games Of Jan. 23, 2019						
Average RPI	Win:	100	WON-LOST	WINNING	LAST 10	STRENGTH OF	OPP. STRENGTH	TEAM	ADJ.	CONF.	ADJ CONF.
Average RPI	Loss:	0	RECORD	PCT. RANK	GAMES	SCHEDULE	OF SCHEDULE	RPI	RPI	RPI	RPI
DIV. I ONLY		18- 0		1	10-0	44	11	6	6	1	1
DIV. I NON-CONF.		13- 0		1	0- 0	48	21	8	8	1	1
-----											
TOTALS	RPI 1-25		RPI 26-50		W-L RECORDS	RPI 51-100		RPI 101-150		RPI 150+	
18- 0	0- 0		2- 0		OVERALL	10- 0		3- 0		3- 0	
12- 0	0- 0		1- 0		HOME	7- 0		2- 0		2- 0	
4- 0	0- 0		0- 0		AWAY	3- 0		1- 0		0- 0	
2- 0	0- 0		1- 0		NEUTRAL	0- 0		0- 0		1- 0	
13- 0	0- 0		1- 0		NON-CONFERENCE	6- 0		3- 0		3- 0	
9- 0	0- 0		0- 0		HOME	5- 0		2- 0		2- 0	
2- 0	0- 0		0- 0		AWAY	1- 0		1- 0		0- 0	
2- 0	0- 0		1- 0		NEUTRAL	0- 0		0- 0		1- 0	
5- 0	0- 0		1- 0		CONFERENCE	4- 0		0- 0		0- 0	
3- 0	0- 0		1- 0		HOME	2- 0		0- 0		0- 0	
2- 0	0- 0		0- 0		AWAY	2- 0		0- 0		0- 0	
0- 0	0- 0		0- 0		NEUTRAL	0- 0		0- 0		0- 0	
-----											
RPI 1-25		Team's RPI: 6		RPI 26-50			RPI 51-100			RPI 101+	
RPI	S	Opponent	Score	RPI	S	Opponent	Score	RPI	S	Opponent	Score
28	N	Michigan St.	78 74	54	H	Old Domini on	85 56	126	A	Chattanooga	78 58
50	H	Duke	63 51	59	H	Mi chi gan	66 55	142	H	Davi dson	75 45
				65	H	Mai ne	84 46	145	H	Radford	75 58
				72	H	Bel mont	77 62	169	H	Vanderbi l t	74 54
				73	H	Vi rgi ni a Tech	70 61	188	N	George Washi ngton	69 61
				78	A	Boston Colle ge	85 69	192	H	Hampton	83 51
				83	A	Georgetown	76 65				
				89	H	Pi ttsburgh	63 34				
				91	H	Kent St.	78 61				
				98	A	Vi rgi ni a	66 38				
-----											
LAST 12 Di vi si on I GAMES:											
50	H	Duke	63 51	73	H	Vi rgi ni a Tech	70 61				
142	H	Davi dson	75 45	98	A	Vi rgi ni a	66 38				
126	A	Chattanooga	78 58	89	H	Pi ttsburgh	63 34				
65	H	Mai ne	84 46	78	A	Boston Colle ge	85 69				
83	A	Georgetown	76 65	54	H	Ol d Domi ni on	85 56				
192	H	Hampton	83 51	59	H	Mi chi gan	66 55				

N  
C  
S  
t  
a  
t  
e

Non-Di v I Games:

NC State



Average RPI Win:	305	WON-LOST	WINNING	LAST 10	STRENGTH OF	OPP. STRENGTH	TEAM	ADJ.	CONF.	ADJ CONF.
Average RPI Loss:	195	RECORD	PCT. RANK	GAMES	SCHEDULE	OF SCHEDULE	RPI	RPI	RPI	RPI
DIV. I ONLY	5- 13	281	4-6	294	333	319	319	25	25	
DIV. I NON-CONF.	3- 10	278	0- 0	291	338	317	317	27	27	
-----										
TOTALS	RPI 1-25	RPI 26-50	W-L RECORDS	RPI 51-100	RPI 101-150	RPI 150+				
5- 13	0- 0	0- 0	OVERALL	0- 4	0- 0	5- 9				
3- 5	0- 0	0- 0	HOME	0- 2	0- 0	3- 3				
2- 8	0- 0	0- 0	AWAY	0- 2	0- 0	2- 6				
0- 0	0- 0	0- 0	NEUTRAL	0- 0	0- 0	0- 0				
3- 10	0- 0	0- 0	NON-CONFERENCE	0- 4	0- 0	3- 6				
1- 4	0- 0	0- 0	HOME	0- 2	0- 0	1- 2				
2- 6	0- 0	0- 0	AWAY	0- 2	0- 0	2- 4				
0- 0	0- 0	0- 0	NEUTRAL	0- 0	0- 0	0- 0				
2- 3	0- 0	0- 0	CONFERENCE	0- 0	0- 0	2- 3				
2- 1	0- 0	0- 0	HOME	0- 0	0- 0	2- 1				
0- 2	0- 0	0- 0	AWAY	0- 0	0- 0	0- 2				
0- 0	0- 0	0- 0	NEUTRAL	0- 0	0- 0	0- 0				

RPI 1-25				RPI 26-50				RPI 51-100				RPI 101+				Team's RPI: 319	
RPI	S	Opponent	Score	RPI	S	Opponent	Score	RPI	S	Opponent	Score	RPI	S	Opponent	Score		
								91	H	Kent St.	40	57	157	A	North Ala.	60	72
								93	A	West Virginia	50	95	196	H	Jacksonville	56	61
								94	A	Penn	42	85	203	A	Rider	46	67
								97	H	Hartford	53	84	220	H	Southeast Mo. St.	58	68
													223	A	Howard	57	77
													233	A	Colgate	71	53
													244	A	Stetson	48	74
													269	H	Vermont	63	71
													289	H	Kennesaw St.	66	60
													303	A	Saint Peter's	57	70
													326	H	Lipscomb	80	67
													327	H	Western Caro.	79	71
													347	A	Fairleigh Dickinson	43	64
													351	A	LIU Brooklyn	72	51
-----																	
LAST 12 Division I GAMES:																	
				289	H	Kennesaw St.	66	60	244	A	Stetson	48	74				
				97	H	Hartford	53	84	196	H	Jacksonville	56	61				
				91	H	Kent St.	40	57	326	H	Lipscomb	80	67				
				233	A	Colgate	71	53	157	A	North Ala.	60	72				
				351	A	LIU Brooklyn	72	51	203	A	Rider	46	67				
				269	H	Vermont	63	71	220	H	Southeast Mo. St.	58	68				

Non-Div I Games:

NJIT

Average RPI Win:	247	WON-LOST	WINNING	LAST 10	STRENGTH OF	OPP. STRENGTH	TEAM	ADJ.	CONF.	ADJ CONF.
Average RPI Loss:	191	RECORD	PCT. RANK	GAMES	SCHEDULE	OF SCHEDULE	RPI	RPI	RPI	RPI
DIV. I ONLY	7- 9	209	4-6	207	326	209	209	19	19	
DIV. I NON-CONF.	4- 5	190	0- 0	157	333	201	201	24	24	
-----										
TOTALS	RPI 1-25	RPI 26-50	W-L RECORDS	RPI 51-100	RPI 101-150	RPI 150+				
7- 9	0- 0	0- 0	OVERALL	0- 1	0- 4	7- 4				
3- 4	0- 0	0- 0	HOME	0- 1	0- 3	3- 0				
4- 5	0- 0	0- 0	AWAY	0- 0	0- 1	4- 4				
0- 0	0- 0	0- 0	NEUTRAL	0- 0	0- 0	0- 0				
4- 5	0- 0	0- 0	NON-CONFERENCE	0- 1	0- 2	4- 2				
2- 2	0- 0	0- 0	HOME	0- 1	0- 1	2- 0				
2- 3	0- 0	0- 0	AWAY	0- 0	0- 1	2- 2				
0- 0	0- 0	0- 0	NEUTRAL	0- 0	0- 0	0- 0				
3- 4	0- 0	0- 0	CONFERENCE	0- 0	0- 2	3- 2				
1- 2	0- 0	0- 0	HOME	0- 0	0- 2	1- 0				
2- 2	0- 0	0- 0	AWAY	0- 0	0- 0	2- 2				
0- 0	0- 0	0- 0	NEUTRAL	0- 0	0- 0	0- 0				

RPI 1-25				RPI 26-50				RPI 51-100				RPI 101+				Team's RPI: 209	
RPI	S	Opponent	Score	RPI	S	Opponent	Score	RPI	S	Opponent	Score	RPI	S	Opponent	Score		
								94	H	Penn	61	65	115	H	Ameri can	45	58
													127	A	Col orado	43	59
													133	H	Lehi gh	38	56
													135	H	Mari st	48	72
													203	A	Ri der	66	60
													214	A	Air Force	54	47
													215	H	Holy Cross	54	47
													233	A	Col gate	62	49
													247	A	Monmouth	67	68
													259	A	Norfol k St.	58	65
													274	H	N. C. A&T	72	49
													285	A	Army West Point	52	55
													288	H	Saint Joseph' s	49	48
													300	A	Loyol a Maryl and	58	46
													328	A	Lafayette	42	55
LAST 12 Division I GAMES:																	
				115	H	Ameri can	45	58	328	A	Lafayette	42	55				
				133	H	Lehi gh	38	56	285	A	Army West Point	52	55				
				300	A	Loyol a Maryl and	58	46	215	H	Holy Cross	54	47				
				288	H	Saint Joseph' s	49	48	233	A	Col gate	62	49				
				247	A	Monmouth	67	68	214	A	Air Force	54	47				
				127	A	Col orado	43	59	203	A	Ri der	66	60				

Non-Div I Games: Catholic 81 36

Navy

Average RPI	Win:	162	WON-LOST	WINNING	LAST 10	STRENGTH OF	OPP. STRENGTH	TEAM	ADJ.	CONF.	ADJ CONF.
Average RPI	Loss:	34	RECORD	PCT. RANK	GAMES	SCHEDULE	OF SCHEDULE	RPI	RPI	RPI	RPI
DIV. I ONLY		9- 9	165	6-4	25	28	74	74	4	4	
DIV. I NON-CONF.		5- 6	177	0- 0	71	37	115	115	5	5	
-----											
TOTALS	RPI 1-25		RPI 26-50		W-L RECORDS		RPI 51-100		RPI 101-150		RPI 150+
9- 9	0- 5		0- 1		OVERALL		2- 3		3- 0		4- 0
6- 3	0- 3		0- 0		HOME		2- 0		1- 0		3- 0
2- 6	0- 2		0- 1		AWAY		0- 3		1- 0		1- 0
1- 0	0- 0		0- 0		NEUTRAL		0- 0		1- 0		0- 0
5- 6	0- 2		0- 1		NON-CONFERENCE		1- 3		1- 0		3- 0
4- 1	0- 1		0- 0		HOME		1- 0		0- 0		3- 0
0- 5	0- 1		0- 1		AWAY		0- 3		0- 0		0- 0
1- 0	0- 0		0- 0		NEUTRAL		0- 0		1- 0		0- 0
4- 3	0- 3		0- 0		CONFERENCE		1- 0		2- 0		1- 0
2- 2	0- 2		0- 0		HOME		1- 0		1- 0		0- 0
2- 1	0- 1		0- 0		AWAY		0- 0		1- 0		1- 0
0- 0	0- 0		0- 0		NEUTRAL		0- 0		0- 0		0- 0

RPI	S	Opponent	Score	RPI	S	Opponent	Score	RPI	S	Opponent	Score	RPI	S	Opponent	Score
5	A	Louisville	68 85	27	A	Miami (FL)	68 82	51	A	Arkansas	80 84	101	A	Ohio St.	78 69
10	A	Iowa	71 77					59	H	Michigan	70 56	108	H	Minnesota	63 57
12	H	Drake	77 83					67	A	Creighton	65 74	145	N	Radford	77 39
16	H	Rutgers	56 62					70	H	Kansas	58 52	152	H	Denver	96 71
25	H	Maryland	63 81					92	A	Washington St.	84 87	166	A	Illinois	77 67
												317	H	San Jose St.	96 63
												341	H	USC Upstate	87 64
-----															
Team's RPI: 74															
LAST 12 Division I GAMES:															
10	A	Iowa	71 77	108	H	Minnesota	63 57								
101	A	Ohio St.	78 69	166	A	Illinois	77 67								
59	H	Michigan	70 56	16	H	Rutgers	56 62								
51	A	Arkansas	80 84	25	H	Maryland	63 81								
152	H	Denver	96 71	70	H	Kansas	58 52								
317	H	San Jose St.	96 63	67	A	Creighton	65 74								

Non-Div I Games:

Nebraska

Average RPI Win:	277	WON-LOST	WINNING	LAST 10	STRENGTH OF	OPP. STRENGTH	TEAM	ADJ.	CONF.	ADJ CONF.
Average RPI Loss:	112	RECORD	PCT. RANK	GAMES	SCHEDULE	OF SCHEDULE	RPI	RPI	RPI	RPI
DIV. I ONLY	5- 12	268	4-6	165	138	240	240	13	13	
DIV. I NON-CONF.	3- 7	256	0- 1	184	116	267	267	11	11	
-----										
TOTALS	RPI 1-25	RPI 26-50	W-L RECORDS	RPI 51-100	RPI 101-150	RPI 150+				
5- 12	0- 0	0- 3	OVERALL	0- 2	0- 3	5- 4				
2- 7	0- 0	0- 3	HOME	0- 1	0- 2	2- 1				
3- 3	0- 0	0- 0	AWAY	0- 0	0- 0	3- 3				
0- 2	0- 0	0- 0	NEUTRAL	0- 1	0- 1	0- 0				
3- 7	0- 0	0- 2	NON-CONFERENCE	0- 1	0- 2	3- 2				
2- 4	0- 0	0- 2	HOME	0- 0	0- 1	2- 1				
1- 1	0- 0	0- 0	AWAY	0- 0	0- 0	1- 1				
0- 2	0- 0	0- 0	NEUTRAL	0- 1	0- 1	0- 0				
2- 5	0- 0	0- 1	CONFERENCE	0- 1	0- 1	2- 2				
0- 3	0- 0	0- 1	HOME	0- 1	0- 1	0- 0				
2- 2	0- 0	0- 0	AWAY	0- 0	0- 0	2- 2				
0- 0	0- 0	0- 0	NEUTRAL	0- 0	0- 0	0- 0				

RPI 1-25				RPI 26-50				RPI 51-100				RPI 101+				Team's RPI: 240	
RPI	S	Opponent	Score	RPI	S	Opponent	Score	RPI	S	Opponent	Score	RPI	S	Opponent	Score		
				41	H	Utah	52 74	62	H	Boise St.	74 75	113	N	Northern Ill.	69 98		
				43	H	New Mexico	64 66	100	N	UC Davis	68 84	122	H	Fresno St.	63 79		
				44	H	Southern California	51 72					127	H	Colorado	52 65		
												151	A	Utah St.	76 79		
												158	H	Texas Tech	67 86		
												173	A	Santa Clara	48 56		
												208	A	Colorado St.	62 38		
												214	A	Air Force	74 79		
												258	A	Long Beach St.	76 67		
												268	H	Hawaii	79 78		
												317	A	San Jose St.	52 49		
												336	H	Seattle U	67 54		
LAST 12 Division I GAMES:																	
				122	H	Fresno St.	63 79	113	N	Northern Ill.	69 98						
				317	A	San Jose St.	52 49	208	A	Colorado St.	62 38						
				43	H	New Mexico	64 66	214	A	Air Force	74 79						
				151	A	Utah St.	76 79	62	H	Boise St.	74 75						
				268	H	Hawaii	79 78	158	H	Texas Tech	67 86						
				336	H	Seattle U	67 54	100	N	UC Davis	68 84						

Non-Div I Games: Stanislaus St. 75 52

Nevada

Average RPI Win: **263**  
 Average RPI Loss: **176**

WON-LOST  
RECORD

WINNING  
PCT. RANK

LAST 10  
GAMES

STRENGTH OF  
SCHEDULE

OPP. STRENGTH  
OF SCHEDULE

TEAM  
RPI

ADJ.  
RPI

CONF.  
RPI

ADJ CONF.  
RPI

DIV. I ONLY	3- 15	319	2-8	199	260	308	308	23	23
DIV. I NON-CONF.	2- 10	311	0- 0	211	293	320	320	23	23
<hr/>									
TOTALS	RPI 1-25	RPI 26-50	W-L RECORDS	RPI 51-100	RPI 101-150	RPI 150+			
3- 15	0- 0	0- 0	OVERALL	0- 4	0- 2	3- 9			
2- 6	0- 0	0- 0	HOME	0- 2	0- 0	2- 4			
1- 9	0- 0	0- 0	AWAY	0- 2	0- 2	1- 5			
0- 0	0- 0	0- 0	NEUTRAL	0- 0	0- 0	0- 0			
2- 10	0- 0	0- 0	NON-CONFERENCE	0- 2	0- 2	2- 6			
2- 3	0- 0	0- 0	HOME	0- 1	0- 0	2- 2			
0- 7	0- 0	0- 0	AWAY	0- 1	0- 2	0- 4			
0- 0	0- 0	0- 0	NEUTRAL	0- 0	0- 0	0- 0			
1- 5	0- 0	0- 0	CONFERENCE	0- 2	0- 0	1- 3			
0- 3	0- 0	0- 0	HOME	0- 1	0- 0	0- 2			
1- 2	0- 0	0- 0	AWAY	0- 1	0- 0	1- 1			
0- 0	0- 0	0- 0	NEUTRAL	0- 0	0- 0	0- 0			

RPI 1-25				RPI 26-50				RPI 51-100				RPI 101+				Team's RPI: 308
RPI	S	Opponent	Score	RPI	S	Opponent	Score	RPI	S	Opponent	Score	RPI	S	Opponent	Score	
								57	A	Northeastern	54 69	108	A	Minnesota	47 70	
								65	A	Maine	46 67	141	A	South Fla.	36 79	
								84	H	Princeton	42 90	167	H	Stony Brook	63 82	
								97	H	Hartford	48 66	180	A	Boston U.	39 60	
												206	A	Brown	70 76	
												211	H	Sacred Heart	60 71	
												215	H	Holy Cross	74 62	
												227	H	Dartmouth	42 62	
												232	H	Binghamton	62 71	
												269	A	Vermont	60 69	
												280	H	Bryant	79 74	
												292	A	Central Conn. St.	47 56	
												294	A	UMass Lowell	56 53	
												302	A	North Dakota St.	51 56	
<hr/>																
LAST 12 Division I GAMES:																
				232	H	Binghamton	62 71	97	H	Hartford	48 66					
				65	A	Maine	46 67	269	A	Vermont	60 69					
				84	H	Princeton	42 90	167	H	Stony Brook	63 82					
				227	H	Dartmouth	42 62	294	A	UMass Lowell	56 53					
				292	A	Central Conn. St.	47 56	141	A	South Fla.	36 79					
				215	H	Holy Cross	74 62	180	A	Boston U.	39 60					

Non-Div I Games: U New England 68 44

New Hampshire

Average RPI Win:	179	WON-LOST	WINNING	LAST 10	STRENGTH OF	OPP. STRENGTH	TEAM	ADJ.	CONF.	ADJ CONF.
Average RPI Loss:	133	RECORD	PCT. RANK	GAMES	SCHEDULE	OF SCHEDULE	RPI	RPI	RPI	RPI
DIV. I ONLY	16- 2	13	9-1	198	99	43	43	13	13	
DIV. I NON-CONF.	10- 1	19	1- 0	97	142	26	26	11	11	
-----										
TOTALS	RPI 1-25	RPI 26-50	W-L RECORDS	RPI 51-100	RPI 101-150	RPI 150+				
16- 2	0- 0	0- 1	OVERALL	3- 0	3- 0	10- 1				
11- 1	0- 0	0- 1	HOME	2- 0	2- 0	7- 0				
5- 1	0- 0	0- 0	AWAY	1- 0	1- 0	3- 1				
0- 0	0- 0	0- 0	NEUTRAL	0- 0	0- 0	0- 0				
10- 1	0- 0	0- 1	NON-CONFERENCE	2- 0	3- 0	5- 0				
7- 1	0- 0	0- 1	HOME	2- 0	2- 0	3- 0				
3- 0	0- 0	0- 0	AWAY	0- 0	1- 0	2- 0				
0- 0	0- 0	0- 0	NEUTRAL	0- 0	0- 0	0- 0				
6- 1	0- 0	0- 0	CONFERENCE	1- 0	0- 0	5- 1				
4- 0	0- 0	0- 0	HOME	0- 0	0- 0	4- 0				
2- 1	0- 0	0- 0	AWAY	1- 0	0- 0	1- 1				
0- 0	0- 0	0- 0	NEUTRAL	0- 0	0- 0	0- 0				

RPI 1-25				RPI 26-50				Team's RPI: 43				RPI 51-100				RPI 101+			
RPI	S	Opponent	Score	RPI	S	Opponent	Score	RPI	S	Opponent	Score	RPI	S	Opponent	Score	RPI	S	Opponent	Score
				49	H	Auburn	76 79					76	H	SFA	74 33	119	A	Houston	89 84
												81	A	Wyomi ng	78 75	138	H	Texas St.	82 51
												97	H	Hartford	72 65	139	H	Oklahoma	84 80
																181	A	New Mexico St.	75 50
																181	H	New Mexico St.	83 58
																208	H	Colorado St.	70 58
																213	H	San Diego St.	70 62
																214	H	Air Force	78 57
																216	A	UNLV	57 66
																216	H	UNLV	80 77
																239	H	Sacramento St.	85 53
																240	A	Nevada	66 64
																260	A	Northern Ari z.	84 55
																267	H	UTEP	69 51
LAST 12 Division I GAMES:																			
				81	A	Wyomi ng	78 75					76	H	SFA	74 33				
				213	H	San Diego St.	70 62					97	H	Hartford	72 65				
				208	H	Colorado St.	70 58					49	H	Auburn	76 79				
				216	A	UNLV	57 66					216	H	UNLV	80 77				
				240	A	Nevada	66 64					239	H	Sacramento St.	85 53				
				214	H	Air Force	78 57					181	A	New Mexico St.	75 50				

Non-Div I Games:

New Mexico

Average RPI	Win:	274	WON-LOST	WINNING	LAST 10	STRENGTH OF	OPP. STRENGTH	TEAM	ADJ.	CONF.	ADJ CONF.
Average RPI	Loss:	153	RECORD	PCT. RANK	GAMES	SCHEDULE	OF SCHEDULE	RPI	RPI	RPI	RPI
DIV. I ONLY		10- 6		105	7-3	264	340	181	181	29	29
DIV. I NON-CONF.		6- 5		143	1- 0	148	339	155	155	30	30
-----											
TOTALS	RPI 1-25		RPI 26-50		W-L RECORDS	RPI 51-100		RPI 101-150		RPI 150+	
10- 6	0- 0		0- 2		OVERALL	0- 0		0- 1		10- 3	
4- 2	0- 0		0- 1		HOME	0- 0		0- 0		4- 1	
5- 3	0- 0		0- 1		AWAY	0- 0		0- 0		5- 2	
1- 1	0- 0		0- 0		NEUTRAL	0- 0		0- 1		1- 0	
6- 5	0- 0		0- 2		NON-CONFERENCE	0- 0		0- 1		6- 2	
1- 2	0- 0		0- 1		HOME	0- 0		0- 0		1- 1	
4- 2	0- 0		0- 1		AWAY	0- 0		0- 0		4- 1	
1- 1	0- 0		0- 0		NEUTRAL	0- 0		0- 1		1- 0	
4- 1	0- 0		0- 0		CONFERENCE	0- 0		0- 0		4- 1	
3- 0	0- 0		0- 0		HOME	0- 0		0- 0		3- 0	
1- 1	0- 0		0- 0		AWAY	0- 0		0- 0		1- 1	
0- 0	0- 0		0- 0		NEUTRAL	0- 0		0- 0		0- 0	

RPI 1-25				RPI 26-50				RPI 51-100				RPI 101+ Team's RPI: 181			
RPI	S	Opponent	Score	RPI	S	Opponent	Score	RPI	S	Opponent	Score	RPI	S	Opponent	Score
				43	A	New Mexico	58 83					136	N	South Alabama	67 68
				43	H	New Mexico	50 75					152	H	Denver	66 64
												172	H	Abilene Christian	46 58
												187	A	UC Riverside	64 65
												222	H	Utah Valley	58 52
												267	A	UTEP	69 65
												270	A	CSU Bakersfield	61 59
												273	A	A&M-Corpus Christi	67 65
												287	H	California Baptist	76 69
												290	A	Western Mich.	66 54
												296	A	UC Santa Barbara	81 73
												336	H	Seattle U	75 55
												338	A	Grand Canyon	51 54
												350	N	Alcorn	82 64
-----															
LAST 12 Division I GAMES:															
				338	A	Grand Canyon	51 54	350	N	Alcorn	82 64				
				287	H	California Baptist	76 69	222	H	Utah Valley	58 52				
				296	A	UC Santa Barbara	81 73	336	H	Seattle U	75 55				
				187	A	UC Riverside	64 65	270	A	CSU Bakersfield	61 59				
				136	N	South Alabama	67 68	43	H	New Mexico	50 75				
				273	A	A&M-Corpus Christi	67 65	152	H	Denver	66 64				

Non-Div I Games: Tex. Permian Basin 70 38 Northern N.M. 101 51

New Mexico St.

■ Loss, 
 ■ Non-Conf, 
 ■ S Site, 
 ■ Home 
 ■ A Away 
 N Neutral

Average RPI Win:	273	WON-LOST	WINNING	LAST 10	STRENGTH OF	OPP. STRENGTH	TEAM	ADJ.	CONF.	ADJ CONF.
Average RPI Loss:	177	RECORD	PCT. RANK	GAMES	SCHEDULE	OF SCHEDULE	RPI	RPI	RPI	RPI
DIV. I ONLY	2- 11	324	2-8	209	283	312	312	26	26	
DIV. I NON-CONF.	1- 5	311	0- 0	84	251	220	220	22	22	
-----										
TOTALS	RPI 1-25	RPI 26-50	W-L RECORDS	RPI 51-100	RPI 101-150	RPI 150+				
2- 11	0- 0	0- 1	OVERALL	0- 3	0- 1	2- 6				
1- 4	0- 0	0- 0	HOME	0- 1	0- 0	1- 3				
1- 7	0- 0	0- 1	AWAY	0- 2	0- 1	1- 3				
0- 0	0- 0	0- 0	NEUTRAL	0- 0	0- 0	0- 0				
1- 5	0- 0	0- 1	NON-CONFERENCE	0- 1	0- 1	1- 2				
0- 1	0- 0	0- 0	HOME	0- 0	0- 0	0- 1				
1- 4	0- 0	0- 1	AWAY	0- 1	0- 1	1- 1				
0- 0	0- 0	0- 0	NEUTRAL	0- 0	0- 0	0- 0				
1- 6	0- 0	0- 0	CONFERENCE	0- 2	0- 0	1- 4				
1- 3	0- 0	0- 0	HOME	0- 1	0- 0	1- 2				
0- 3	0- 0	0- 0	AWAY	0- 1	0- 0	0- 2				
0- 0	0- 0	0- 0	NEUTRAL	0- 0	0- 0	0- 0				

RPI 1-25				RPI 26-50				RPI 51-100				RPI 101+				Team's RPI: 312
RPI	S	Opponent	Score	RPI	S	Opponent	Score	RPI	S	Opponent	Score	RPI	S	Opponent	Score	
				27	A	Miami (FL)	38 78	69	H	Lamar University	57 79	103	A	Rice	56 67	
								76	A	SFA	38 97	172	H	Abilene Christian	52 59	
								89	A	Pittsburgh	38 90	175	A	Xavier	45 61	
												225	A	Memphis	66 59	
												273	A	A&M-Corpus Christi	51 57	
												311	H	Central Ark.	60 62	
												321	H	McNeese	88 76	
												324	H	La. -Monroe	44 57	
												332	A	Houston Baptist	74 83	
LAST 12 Division I GAMES:																
				69	H	Lamar University	57 79	311	H	Central Ark.	60 62					
				332	A	Houston Baptist	74 83	273	A	A&M-Corpus Christi	51 57					
				172	H	Abilene Christian	52 59	76	A	SFA	38 97					
				175	A	Xavier	45 61	321	H	McNeese	88 76					
				27	A	Miami (FL)	38 78	103	A	Rice	56 67					
				225	A	Memphis	66 59	324	H	La. -Monroe	44 57					

Non-Div I Games: Dillard 68 59 Centenary (LA) 104 42 Trinity Baptist 93 38

New Orleans



Average RPI Win:	297	WON-LOST	WINNING	LAST 10	STRENGTH OF	OPP. STRENGTH	TEAM	ADJ.	CONF.	ADJ CONF.
Average RPI Loss:	121	RECORD	PCT. RANK	GAMES	SCHEDULE	OF SCHEDULE	RPI	RPI	RPI	RPI
DIV. I ONLY	8- 10	204	6-4	274	154	248	248	27	27	
DIV. I NON-CONF.	4- 8	241	1- 0	230	90	262	262	28	28	
-----										
TOTALS	RPI 1-25	RPI 26-50	W-L RECORDS	RPI 51-100	RPI 101-150	RPI 150+				
8- 10	0- 2	0- 1	OVERALL	0- 2	0- 2	8- 3				
5- 4	0- 0	0- 0	HOME	0- 1	0- 1	5- 2				
2- 5	0- 2	0- 1	AWAY	0- 1	0- 0	2- 1				
1- 1	0- 0	0- 0	NEUTRAL	0- 0	0- 1	1- 0				
4- 8	0- 2	0- 1	NON-CONFERENCE	0- 1	0- 1	4- 3				
3- 2	0- 0	0- 0	HOME	0- 0	0- 0	3- 2				
0- 5	0- 2	0- 1	AWAY	0- 1	0- 0	0- 1				
1- 1	0- 0	0- 0	NEUTRAL	0- 0	0- 1	1- 0				
4- 2	0- 0	0- 0	CONFERENCE	0- 1	0- 1	4- 0				
2- 2	0- 0	0- 0	HOME	0- 1	0- 1	2- 0				
2- 0	0- 0	0- 0	AWAY	0- 0	0- 0	2- 0				
0- 0	0- 0	0- 0	NEUTRAL	0- 0	0- 0	0- 0				

RPI 1-25				RPI 26-50				RPI 51-100				RPI 101+				Team's RPI: 248
RPI	S	Opponent	Score	RPI	S	Opponent	Score	RPI	S	Opponent	Score	RPI	S	Opponent	Score	
9	A	Syracuse	45 94	33	A	Buffalo	61 88	64	H	Quinnipiac	55 96	109	N	Yale	64 67	
13	A	Iowa St.	35 95					93	A	West Virginia	32 84	135	H	Marist	58 87	
												223	H	Howard	61 68	
												232	H	Binghamton	79 72	
												233	H	Colgate	74 69	
												246	H	St. Bonaventure	48 76	
												288	A	Saint Joseph's	54 68	
												303	A	Saint Peter's	75 66	
												306	H	Coppin St.	71 69	
												314	H	Fairfield	71 68	
												318	N	Morgan St.	67 57	
												331	A	Iona	58 46	
												340	H	Manhattan	61 51	
-----																
LAST 12 Division I GAMES:																
331	A	Iona	58 46	318	N	Morgan St.	67 57	109	N	Yale	64 67					
303	A	Saint Peter's	75 66	314	H	Fairfield	71 68	64	H	Quinnipiac	55 96					
340	H	Manhattan	61 51	9	A	Syracuse	45 94	306	H	Coppin St.	71 69					
135	H	Marist	58 87													
233	H	Colgate	74 69													
93	A	West Virginia	32 84													

Non-Div I Games:

Niagara

Average RPI Win:	299	WON-LOST	WINNING	LAST 10	STRENGTH OF	OPP. STRENGTH	TEAM	ADJ.	CONF.	ADJ CONF.
Average RPI Loss:	114	RECORD	PCT. RANK	GAMES	SCHEDULE	OF SCHEDULE	RPI	RPI	RPI	RPI
DIV. I ONLY	9- 8	150	7-3	303	189	202	202	26	26	
DIV. I NON-CONF.	4- 6	212	0- 1	172	98	163	163	22	22	
-----										
TOTALS	RPI 1-25	RPI 26-50	W-L RECORDS	RPI 51-100	RPI 101-150	RPI 150+				
9- 8	0- 1	0- 2	OVERALL	0- 2	0- 1	9- 2				
5- 1	0- 0	0- 0	HOME	0- 0	0- 0	5- 1				
3- 6	0- 1	0- 2	AWAY	0- 2	0- 1	3- 0				
1- 1	0- 0	0- 0	NEUTRAL	0- 0	0- 0	1- 1				
4- 6	0- 1	0- 2	NON-CONFERENCE	0- 1	0- 1	4- 1				
1- 0	0- 0	0- 0	HOME	0- 0	0- 0	1- 0				
2- 5	0- 1	0- 2	AWAY	0- 1	0- 1	2- 0				
1- 1	0- 0	0- 0	NEUTRAL	0- 0	0- 0	1- 1				
5- 2	0- 0	0- 0	CONFERENCE	0- 1	0- 0	5- 1				
4- 1	0- 0	0- 0	HOME	0- 0	0- 0	4- 1				
1- 1	0- 0	0- 0	AWAY	0- 1	0- 0	1- 0				
0- 0	0- 0	0- 0	NEUTRAL	0- 0	0- 0	0- 0				

RPI 1-25				RPI 26-50				RPI 51-100				RPI 101+ Team's RPI: 202			
RPI	S	Opponent	Score	RPI	S	Opponent	Score	RPI	S	Opponent	Score	RPI	S	Opponent	Score
2	A	Baylor	39 100	48	A	LSU	44 76	76	A	SFA	62 70	138	A	Texas St.	67 72
				49	A	Auburn	59 80	87	A	Tulane	46 71	191	N	Delaware	56 71
												250	N	Texas Southern	58 57
												267	A	UTEP	58 56
												273	H	A&M-Corpus Christi	85 55
												295	H	Mississippi Val.	72 47
												305	H	Incarate Word	86 62
												311	A	Central Ark.	64 60
												321	H	McNeese	68 69
												324	A	La.-Monroe	55 54
												330	H	Northwestern St.	97 86
												332	H	Houston Baptist	77 54
LAST 12 Division I GAMES:															
321	H	McNeese	68 69	191	N	Delaware	56 71								
332	H	Houston Baptist	77 54	138	A	Texas St.	67 72								
76	A	SFA	62 70	273	H	A&M-Corpus Christi	85 55								
305	H	Incarate Word	86 62	311	A	Central Ark.	64 60								
330	H	Northwestern St.	97 86	324	A	La.-Monroe	55 54								
48	A	LSU	44 76	87	A	Tulane	46 71								

Non-Div I Games: Southern-N.O. 86 49 William Carey 86 45

Nicholls St.

Average RPI Win: 305

Average RPI Loss: 162

WON-LOST  
RECORDWINNING  
PCT. RANKLAST 10  
GAMESSTRENGTH OF  
SCHEDULEOPP. STRENGTH  
OF SCHEDULETEAM  
RPIADJ.  
RPICONF.  
RPIADJ CONF.  
RPI

DIV. I ONLY	9- 8	150	7-3	336	286	259	259	32	32
DIV. I NON-CONF.	3- 8	267	1- 0	267	180	298	298	32	32
-----									
TOTALS	RPI 1-25	RPI 26-50	W-L RECORDS	RPI 51-100	RPI 101-150	RPI 150+			
9- 8	0- 0	0- 0	OVERALL	0- 1	0- 4	9- 3			
5- 2	0- 0	0- 0	HOME	0- 0	0- 1	5- 1			
3- 6	0- 0	0- 0	AWAY	0- 1	0- 3	3- 2			
1- 0	0- 0	0- 0	NEUTRAL	0- 0	0- 0	1- 0			
3- 8	0- 0	0- 0	NON-CONFERENCE	0- 1	0- 4	3- 3			
2- 2	0- 0	0- 0	HOME	0- 0	0- 1	2- 1			
0- 6	0- 0	0- 0	AWAY	0- 1	0- 3	0- 2			
1- 0	0- 0	0- 0	NEUTRAL	0- 0	0- 0	1- 0			
6- 0	0- 0	0- 0	CONFERENCE	0- 0	0- 0	6- 0			
3- 0	0- 0	0- 0	HOME	0- 0	0- 0	3- 0			
3- 0	0- 0	0- 0	AWAY	0- 0	0- 0	3- 0			
0- 0	0- 0	0- 0	NEUTRAL	0- 0	0- 0	0- 0			

RPI 1-25				RPI 26-50				RPI 51-100				RPI 101+ Team's RPI: 259			
RPI	S	Opponent	Score	RPI	S	Opponent	Score	RPI	S	Opponent	Score	RPI	S	Opponent	Score
								54	A	Old Dominion	53 69	114	A	Wake Forest	61 63
												133	A	Lehigh	41 62
												140	A	High Point	51 83
												149	H	William & Mary	44 55
												193	A	Ole Miss	42 60
												209	H	Navy	65 58
												237	H	Campbell	49 57
												265	N	Liberty	66 53
												277	H	Bethune-Cookman	57 50
												279	A	La Salle	52 62
												306	A	Coppin St.	68 63
												310	A	South Carolina St.	57 50
												339	A	Savannah St.	78 42
												345	H	Florida A&M	60 58
												346	H	Longwood	74 42
												349	H	Delaware St.	63 50
LAST 12 Division I GAMES:															
				306	A	Coppin St.	68 63					265	N	Liberty	66 53
				345	H	Florida A&M	60 58					310	A	South Carolina St.	57 50
				349	H	Delaware St.	63 50					339	A	Savannah St.	78 42
				114	A	Wake Forest	61 63					277	H	Bethune-Cookman	57 50
				149	H	William & Mary	44 55					346	H	Longwood	74 42
				140	A	High Point	51 83					279	A	La Salle	52 62

Non-Div I Games: Cheyney 93 40 Saint Augustine's 71 38

Norfolk St.



Average RPI Win:	150	WON-LOST	WINNING	LAST 10	STRENGTH OF	OPP. STRENGTH	TEAM	ADJ.	CONF.	ADJ CONF.
Average RPI Loss:	48	RECORD	PCT. RANK	GAMES	SCHEDULE	OF SCHEDULE	RPI	RPI	RPI	RPI
DIV. I ONLY	10- 9	160	5-5	11	71	47	47	1	1	
DIV. I NON-CONF.	9- 5	105	0- 0	33	134	52	52	1	1	
-----										
TOTALS	RPI 1-25	RPI 26-50	W-L RECORDS	RPI 51-100	RPI 101-150	RPI 150+				
10- 9	0- 4	0- 2	OVERALL	2- 1	5- 2	3- 0				
6- 2	0- 1	0- 0	HOME	1- 1	3- 0	2- 0				
1- 5	0- 2	0- 1	AWAY	0- 0	0- 2	1- 0				
3- 2	0- 1	0- 1	NEUTRAL	1- 0	2- 0	0- 0				
9- 5	0- 1	0- 1	NON-CONFERENCE	2- 1	4- 2	3- 0				
5- 1	0- 0	0- 0	HOME	1- 1	2- 0	2- 0				
1- 2	0- 0	0- 0	AWAY	0- 0	0- 2	1- 0				
3- 2	0- 1	0- 1	NEUTRAL	1- 0	2- 0	0- 0				
1- 4	0- 3	0- 1	CONFERENCE	0- 0	1- 0	0- 0				
1- 1	0- 1	0- 0	HOME	0- 0	1- 0	0- 0				
0- 3	0- 2	0- 1	AWAY	0- 0	0- 0	0- 0				
0- 0	0- 0	0- 0	NEUTRAL	0- 0	0- 0	0- 0				

RPI 1-25				RPI 26-50				RPI 51-100				RPI 101+			
RPI	S	Opponent	Score	RPI	S	Opponent	Score	RPI	S	Opponent	Score	RPI	S	Opponent	Score
5	A	Louisville	66 73	27	A	Miami (FL)	68 76	58	N	UCLA	83 49	101	A	Ohio St.	69 76
9	A	Syracuse	77 90	49	N	Auburn	81 86	65	H	Maine	73 85	103	N	Rice	71 50
23	H	Florida St.	63 64					91	H	Kent St.	73 60	114	H	Wake Forest	84 61
24	N	Kentucky	75 85									120	H	UNCW	82 55
												127	A	Colorado	74 86
												134	H	VCU	59 47
												141	N	South Fla.	71 69
												190	A	Elon	100 69
												223	H	Howard	85 63
												322	H	UNC Greensboro	83 62
LAST 12 Division I GAMES:															
5	A	Louisville	66 73	27	A	Miami (FL)	68 76	114	H	Wake Forest	84 61				
223	H	Howard	85 63	9	A	Syracuse	77 90	23	H	Florida St.	63 64				
49	N	Auburn	81 86	65	H	Maine	73 85	65	H	Maine	73 85				
103	N	Rice	71 50	101	A	Ohio St.	69 76								
322	H	UNC Greensboro	83 62												
120	H	UNCW	82 55												

Non-Div I Games:

North Carolina

Average RPI Win:	263	WON-LOST	WINNING	LAST 10	STRENGTH OF	OPP. STRENGTH	TEAM	ADJ.	CONF.	ADJ CONF.
Average RPI Loss:	143	RECORD	PCT. RANK	GAMES	SCHEDULE	OF SCHEDULE	RPI	RPI	RPI	RPI
DIV. I ONLY	7- 12	244	5-5	254	134	224	224	18	18	
DIV. I NON-CONF.	4- 8	241	0- 0	195	76	191	191	16	16	
-----										
TOTALS	RPI 1-25	RPI 26-50	W-L RECORDS	RPI 51-100	RPI 101-150	RPI 150+				
7- 12	0- 2	0- 1	OVERALL	0- 1	0- 1	7- 7				
2- 3	0- 0	0- 1	HOME	0- 0	0- 0	2- 2				
3- 9	0- 2	0- 0	AWAY	0- 1	0- 1	3- 5				
2- 0	0- 0	0- 0	NEUTRAL	0- 0	0- 0	2- 0				
4- 8	0- 2	0- 0	NON-CONFERENCE	0- 1	0- 1	4- 4				
0- 1	0- 0	0- 0	HOME	0- 0	0- 0	0- 1				
2- 7	0- 2	0- 0	AWAY	0- 1	0- 1	2- 3				
2- 0	0- 0	0- 0	NEUTRAL	0- 0	0- 0	2- 0				
3- 4	0- 0	0- 1	CONFERENCE	0- 0	0- 0	3- 3				
2- 2	0- 0	0- 1	HOME	0- 0	0- 0	2- 1				
1- 2	0- 0	0- 0	AWAY	0- 0	0- 0	1- 2				
0- 0	0- 0	0- 0	NEUTRAL	0- 0	0- 0	0- 0				

RPI 1-25				RPI 26-50				RPI 51-100				RPI 101+ Team's RPI: 224			
RPI	S	Opponent	Score	RPI	S	Opponent	Score	RPI	S	Opponent	Score	RPI	S	Opponent	Score
9	A	Syracuse	49 85	32	H	South Dakota St.	48 66	77	A	UNI	60 64	116	A	Penn St.	68 75
13	A	Iowa St.	35 87									152	A	Denver	66 87
												164	A	Rhode Island	63 77
												170	A	Oral Roberts	75 67
												182	A	Illinois St.	55 67
												183	A	Massachusetts	59 52
												186	H	Milwaukee	46 64
												241	H	Western Ill.	80 92
												244	A	Stetson	63 74
												253	N	San Francisco	100 97
												290	N	Western Mich.	62 50
												298	H	Omaha	68 57
												302	A	North Dakota St.	57 69
												309	A	Valparaiso	62 56
												337	H	Purdue Fort Wayne	79 60
-----															
LAST 12 Division I GAMES:															
152	A	Denver	66 87	302	A	North Dakota St.	57 69								
170	A	Oral Roberts	75 67	32	H	South Dakota St.	48 66								
337	H	Purdue Fort Wayne	79 60	241	H	Western Ill.	80 92								
253	N	San Francisco	100 97	298	H	Omaha	68 57								
290	N	Western Mich.	62 50	13	A	Iowa St.	35 87								
244	A	Stetson	63 74	186	H	Milwaukee	46 64								

Non-Div I Games: Mayville St. 84 50

North Dakota

Average RPI Win:	284	WON-LOST	WINNING	LAST 10	STRENGTH OF	OPP. STRENGTH	TEAM	ADJ.	CONF.	ADJ CONF.
Average RPI Loss:	152	RECORD	PCT. RANK	GAMES	SCHEDULE	OF SCHEDULE	RPI	RPI	RPI	RPI
DIV. I ONLY	5- 13	281	4-6	273	188	302	302	18	18	
DIV. I NON-CONF.	2- 9	297	0- 0	288	188	329	329	16	16	
-----										
TOTALS	RPI 1-25	RPI 26-50	W-L RECORDS	RPI 51-100	RPI 101-150	RPI 150+				
5- 13	0- 0	0- 2	OVERALL	0- 2	0- 1	5- 8				
4- 4	0- 0	0- 1	HOME	0- 1	0- 0	4- 2				
1- 7	0- 0	0- 1	AWAY	0- 1	0- 1	1- 4				
0- 2	0- 0	0- 0	NEUTRAL	0- 0	0- 0	0- 2				
2- 9	0- 0	0- 0	NON-CONFERENCE	0- 2	0- 1	2- 6				
1- 3	0- 0	0- 0	HOME	0- 1	0- 0	1- 2				
1- 4	0- 0	0- 0	AWAY	0- 1	0- 1	1- 2				
0- 2	0- 0	0- 0	NEUTRAL	0- 0	0- 0	0- 2				
3- 4	0- 0	0- 2	CONFERENCE	0- 0	0- 0	3- 2				
3- 1	0- 0	0- 1	HOME	0- 0	0- 0	3- 0				
0- 3	0- 0	0- 1	AWAY	0- 0	0- 0	0- 2				
0- 0	0- 0	0- 0	NEUTRAL	0- 0	0- 0	0- 0				

RPI 1-25				RPI 26-50				RPI 51-100				RPI 101+				Team's RPI: 302
RPI	S	Opponent	Score	RPI	S	Opponent	Score	RPI	S	Opponent	Score	RPI	S	Opponent	Score	
				26	H	South Dakota	41 67	60	A	Pacific	68 75	113	A	Northern Ill.	63 81	
				32	A	South Dakota St.	33 86	67	H	Creighton	51 86	152	A	Denver	54 81	
												162	A	Wisconsin	53 64	
												186	H	Milwaukee	55 57	
												189	N	North Texas	78 92	
												194	H	UMKC	59 69	
												224	H	North Dakota	69 57	
												241	H	Western Ill.	68 60	
												244	A	Stetson	59 60	
												253	N	San Francisco	42 75	
												298	A	Omaha	61 78	
												308	H	New Hampshire	56 51	
												309	A	Valparaiso	51 48	
												337	H	Purdue Fort Wayne	70 54	
LAST 12 Division I GAMES:																
				298	A	Omaha	61 78	32	A	South Dakota St.	33 86					
				26	H	South Dakota	41 67	224	H	North Dakota	69 57					
				337	H	Purdue Fort Wayne	70 54	152	A	Denver	54 81					
				244	A	Stetson	59 60	241	H	Western Ill.	68 60					
				253	N	San Francisco	42 75	186	H	Milwaukee	55 57					
				309	A	Valparaiso	51 48	194	H	UMKC	59 69					

Non-Div I Games: Mayville St. 49 43

North Dakota St.

Average RPI Win:	312	WON-LOST	WINNING	LAST 10	STRENGTH OF	OPP. STRENGTH	TEAM	ADJ.	CONF.	ADJ CONF.
Average RPI Loss:	173	RECORD	PCT. RANK	GAMES	SCHEDULE	OF SCHEDULE	RPI	RPI	RPI	RPI
DIV. I ONLY	5- 10	257	3-7	280	282	297	297	25	25	
DIV. I NON-CONF.	3- 6	241	0- 0	304	274	312	312	27	27	
-----										
TOTALS	RPI 1-25	RPI 26-50	W-L RECORDS	RPI 51-100	RPI 101-150	RPI 150+				
5- 10	0- 1	0- 1	OVERALL	0- 1	0- 0	5- 7				
4- 4	0- 0	0- 0	HOME	0- 1	0- 0	4- 3				
1- 6	0- 1	0- 1	AWAY	0- 0	0- 0	1- 4				
0- 0	0- 0	0- 0	NEUTRAL	0- 0	0- 0	0- 0				
3- 6	0- 1	0- 1	NON-CONFERENCE	0- 0	0- 0	3- 4				
3- 1	0- 0	0- 0	HOME	0- 0	0- 0	3- 1				
0- 5	0- 1	0- 1	AWAY	0- 0	0- 0	0- 3				
0- 0	0- 0	0- 0	NEUTRAL	0- 0	0- 0	0- 0				
2- 4	0- 0	0- 0	CONFERENCE	0- 1	0- 0	2- 3				
1- 3	0- 0	0- 0	HOME	0- 1	0- 0	1- 2				
1- 1	0- 0	0- 0	AWAY	0- 0	0- 0	1- 1				
0- 0	0- 0	0- 0	NEUTRAL	0- 0	0- 0	0- 0				

RPI 1-25				RPI 26-50				RPI 51-100				RPI 101+ Team's RPI: 297			
RPI	S	Opponent	Score	RPI	S	Opponent	Score	RPI	S	Opponent	Score	RPI	S	Opponent	Score
23	A	Florida St.	53 74	29	A	Indiana	52 75	96	H	FGCU	66 105	157	H	North Ala.	64 70
												193	A	Ole Miss	69 82
												196	H	Jacksonville	72 80
												208	A	Colorado St.	59 61
												244	H	Stetson	71 57
												265	A	Liberty	53 69
												277	A	Bethune-Cookman	60 76
												282	H	Alabama A&M	62 63
												313	H	FIU	62 53
												326	A	Lipscomb	68 53
												334	H	Charleston So.	82 76
												345	H	Florida A&M	64 53
LAST 12 Division I GAMES:															
326	A	Lipscomb	68 53	196	H	Jacksonville	72 80	265	A	Liberty	53 69	244	H	Stetson	71 57
157	H	North Ala.	64 70	208	A	Colorado St.	59 61	96	H	FGCU	66 105	313	H	FIU	62 53
193	A	Ole Miss	69 82	334	H	Charleston So.	82 76								
282	H	Alabama A&M	62 63												
277	A	Bethune-Cookman	60 76												
313	H	FIU	62 53												

Non-Div I Games: Trinity Baptist 99 40 Warner 67 36

North Florida

■ Loss, 
 ■ Non-Conf, 
 ■ S Site, 
 ■ Home 
 ■ A Away 
 N Neutral



Average RPI	Win:	229	WON-LOST	WINNING	LAST 10	STRENGTH OF	OPP. STRENGTH	TEAM	ADJ.	CONF.	ADJ CONF.
Average RPI	Loss:	122	RECORD	PCT. RANK	GAMES	SCHEDULE	OF SCHEDULE	RPI	RPI	RPI	RPI
DIV. I ONLY		7- 7		165	7-3	212	115	189	189	16	16
DIV. I NON-CONF.		4- 5		190	0- 0	189	119	224	224	18	18
-----											
TOTALS	RPI 1-25		RPI 26-50		W-L RECORDS	RPI 51-100		RPI 101-150		RPI 150+	
7- 7	0- 1		0- 1		OVERALL	1- 1		1- 1		5- 3	
4- 3	0- 1		0- 0		HOME	1- 0		0- 0		3- 2	
2- 3	0- 0		0- 1		AWAY	0- 0		1- 1		1- 1	
1- 1	0- 0		0- 0		NEUTRAL	0- 1		0- 0		1- 0	
4- 5	0- 1		0- 1		NON-CONFERENCE	1- 1		0- 0		3- 2	
3- 2	0- 1		0- 0		HOME	1- 0		0- 0		2- 1	
0- 2	0- 0		0- 1		AWAY	0- 0		0- 0		0- 1	
1- 1	0- 0		0- 0		NEUTRAL	0- 1		0- 0		1- 0	
3- 2	0- 0		0- 0		CONFERENCE	0- 0		1- 1		2- 1	
1- 1	0- 0		0- 0		HOME	0- 0		0- 0		1- 1	
2- 1	0- 0		0- 0		AWAY	0- 0		1- 1		1- 0	
0- 0	0- 0		0- 0		NEUTRAL	0- 0		0- 0		0- 0	

RPI 1-25				RPI 26-50				RPI 51-100				RPI 101+ Team's RPI: 189			
RPI	S	Opponent	Score	RPI	S	Opponent	Score	RPI	S	Opponent	Score	RPI	S	Opponent	Score
20	H	Texas	54 64	39	A	Kansas St.	42 60	81	N	Wyoming	49 53	103	A	Rice	52 64
								90	H	Missouri St.	83 76	132	A	Louisiana Tech	65 54
												151	H	Utah St.	41 57
												205	A	SMU	66 73
												207	A	Southern Miss.	62 48
												256	H	UTSA	54 57
												267	H	UTEP	70 51
												270	H	CSU Bakersfield	71 59
												302	N	North Dakota St.	92 78
												332	H	Houston Baptist	100 75
-----															
LAST 12 Division I GAMES:															
132	A	Louisiana Tech	65 54	103	A	Rice	52 64	256	H	UTSA	54 57	267	H	UTEP	70 51
270	H	CSU Bakersfield	71 59	302	N	North Dakota St.	92 78	81	N	Wyoming	49 53				
151	H	Utah St.	41 57												
332	H	Houston Baptist	100 75												
90	H	Missouri St.	83 76												
205	A	SMU	66 73												

Non-Div I Games: Mid-Amer. Christian 82 35 Xavier (LA) 59 46 Okla. Panhandle 93 52

North Texas

Loss, Non-Conf, S Site, H Home A Away N Neutral

Average RPI Win:	180	WON-LOST	WINNING	LAST 10	STRENGTH OF	OPP. STRENGTH	TEAM	ADJ.	CONF.	ADJ CONF.
Average RPI Loss:	104	RECORD	PCT. RANK	GAMES	SCHEDULE	OF SCHEDULE	RPI	RPI	RPI	RPI
DIV. I ONLY	13- 4	42	6-4	130	146	57	57	10	10	
DIV. I NON-CONF.	10- 1	19	0- 0	201	142	32	32	13	13	
-----										
TOTALS	RPI 1-25	RPI 26-50	W-L RECORDS	RPI 51-100	RPI 101-150	RPI 150+				
13- 4	0- 0	0- 0	OVERALL	2- 1	3- 3	8- 0				
9- 1	0- 0	0- 0	HOME	1- 0	2- 1	6- 0				
4- 3	0- 0	0- 0	AWAY	1- 1	1- 2	2- 0				
0- 0	0- 0	0- 0	NEUTRAL	0- 0	0- 0	0- 0				
10- 1	0- 0	0- 0	NON-CONFERENCE	2- 0	2- 1	6- 0				
6- 0	0- 0	0- 0	HOME	1- 0	1- 0	4- 0				
4- 1	0- 0	0- 0	AWAY	1- 0	1- 1	2- 0				
0- 0	0- 0	0- 0	NEUTRAL	0- 0	0- 0	0- 0				
3- 3	0- 0	0- 0	CONFERENCE	0- 1	1- 2	2- 0				
3- 1	0- 0	0- 0	HOME	0- 0	1- 1	2- 0				
0- 2	0- 0	0- 0	AWAY	0- 1	0- 1	0- 0				
0- 0	0- 0	0- 0	NEUTRAL	0- 0	0- 0	0- 0				

RPI 1-25				RPI 26-50				RPI 51-100				RPI 101+			
RPI	S	Opponent	Score	RPI	S	Opponent	Score	RPI	S	Opponent	Score	RPI	S	Opponent	Score
								55	A	James Madison	49 84	102	A	Towson	83 88
								65	H	Maine	63 55	110	A	Dayton	84 79
								86	A	Providence	65 59	123	H	Drexel	59 61
												135	A	Marist	84 90
												137	H	Fordham	58 54
												149	H	William & Mary	88 74
												180	H	Boston U.	81 51
												183	H	Massachusetts	53 52
												190	H	Elon	79 71
												191	H	Delaware	75 62
												214	H	Air Force	54 41
												217	A	Florida	79 66
												308	H	New Hampshire	69 54
												314	A	Fairfield	59 50
-----															
LAST 12 Division I GAMES:															
149	H	William & Mary	88 74	191	H	Delaware	75 62	123	H	Drexel	59 61	102	A	Towson	83 88
190	H	Elon	79 71	55	A	James Madison	49 84	183	H	Massachusetts	53 52	217	A	Florida	79 66
65	H	Maine	63 55	86	A	Providence	65 59								
135	A	Marist	84 90												
86	A	Providence	65 59												
314	A	Fairfield	59 50												

Non-Div I Games:

Northeastern

Average RPI Win:	236	WON-LOST	WINNING	LAST 10	STRENGTH OF	OPP. STRENGTH	TEAM	ADJ.	CONF.	ADJ CONF.
Average RPI Loss:	148	RECORD	PCT. RANK	GAMES	SCHEDULE	OF SCHEDULE	RPI	RPI	RPI	RPI
DIV. I ONLY	5- 11	262	1-9	233	142	260	260	15	15	
DIV. I NON-CONF.	4- 5	190	0- 1	236	84	194	194	12	12	
-----										
TOTALS	RPI 1-25	RPI 26-50	W-L RECORDS	RPI 51-100	RPI 101-150	RPI 150+				
5- 11	0- 0	0- 1	OVERALL	0- 1	2- 5	3- 4				
3- 3	0- 0	0- 1	HOME	0- 0	1- 1	2- 1				
2- 7	0- 0	0- 0	AWAY	0- 1	1- 4	1- 2				
0- 1	0- 0	0- 0	NEUTRAL	0- 0	0- 0	0- 1				
4- 5	0- 0	0- 1	NON-CONFERENCE	0- 1	2- 1	2- 2				
2- 1	0- 0	0- 1	HOME	0- 0	1- 0	1- 0				
2- 3	0- 0	0- 0	AWAY	0- 1	1- 1	1- 1				
0- 1	0- 0	0- 0	NEUTRAL	0- 0	0- 0	0- 1				
1- 6	0- 0	0- 0	CONFERENCE	0- 0	0- 4	1- 2				
1- 2	0- 0	0- 0	HOME	0- 0	0- 1	1- 1				
0- 4	0- 0	0- 0	AWAY	0- 0	0- 3	0- 1				
0- 0	0- 0	0- 0	NEUTRAL	0- 0	0- 0	0- 0				

RPI	S	Opponent	Score	RPI	S	Opponent	Score	RPI	S	Opponent	Score	RPI	S	Opponent	Score
43	H	New Mexico	55 84	56	A	Arizona	47 71	111	A	Washington	59 81	118	H	Idaho St.	69 80
								122	H	Fresno St.	86 73	131	A	Loyola Marymount	63 62
								144	A	Portland St.	55 72	146	A	Montana	62 78
								148	A	Montana St.	70 80	205	N	SMU	48 55
								208	A	Colorado St.	54 65	210	H	Southern Utah	76 82
								239	A	Sacramento St.	61 65	287	H	California Baptist	91 88
								304	H	Weber St.	74 64	336	A	Seattle U	65 58
-----															
Team's RPI: 260															
LAST 12 Division I GAMES:															
118	H	Idaho St.	69 80	205	N	SMU	48 55								
304	H	Weber St.	74 64	144	A	Portland St.	55 72								
148	A	Montana St.	70 80	239	A	Sacramento St.	61 65								
146	A	Montana	62 78	210	H	Southern Utah	76 82								
56	A	Arizona	47 71	208	A	Colorado St.	54 65								
43	H	New Mexico	55 84	131	A	Loyola Marymount	63 62								

Non-Div I Games:

Northern Ariz.

■ Loss, 
 ■ Non-Conf, 
 ■ S Site, 
 ■ H Home 
 ■ A Away 
 N Neutral

Average RPI Win:	172	WON-LOST	WINNING	LAST 10	STRENGTH OF	OPP. STRENGTH	TEAM	ADJ.	CONF.	ADJ CONF.
Average RPI Loss:	143	RECORD	PCT. RANK	GAMES	SCHEDULE	OF SCHEDULE	RPI	RPI	RPI	RPI
DIV. I ONLY	11- 6	90	7-3	184	81	112	112	15	15	
DIV. I NON-CONF.	5- 4	139	0- 0	188	23	97	97	12	12	
-----										
TOTALS	RPI 1-25	RPI 26-50	W-L RECORDS	RPI 51-100	RPI 101-150	RPI 150+				
11- 6	0- 1	0- 1	OVERALL	0- 0	5- 2	6- 2				
6- 2	0- 0	0- 0	HOME	0- 0	3- 1	3- 1				
5- 4	0- 1	0- 1	AWAY	0- 0	2- 1	3- 1				
0- 0	0- 0	0- 0	NEUTRAL	0- 0	0- 0	0- 0				
5- 4	0- 1	0- 1	NON-CONFERENCE	0- 0	1- 1	4- 1				
3- 0	0- 0	0- 0	HOME	0- 0	1- 0	2- 0				
2- 4	0- 1	0- 1	AWAY	0- 0	0- 1	2- 1				
0- 0	0- 0	0- 0	NEUTRAL	0- 0	0- 0	0- 0				
6- 2	0- 0	0- 0	CONFERENCE	0- 0	4- 1	2- 1				
3- 2	0- 0	0- 0	HOME	0- 0	2- 1	1- 1				
3- 0	0- 0	0- 0	AWAY	0- 0	2- 0	1- 0				
0- 0	0- 0	0- 0	NEUTRAL	0- 0	0- 0	0- 0				

RPI 1-25				RPI 26-50				RPI 51-100				RPI 101+ Team's RPI: 112			
RPI	S	Opponent	Score	RPI	S	Opponent	Score	RPI	S	Opponent	Score	RPI	S	Opponent	Score
19	A	BYU	50 70	48	A	LSU	57 62					118	H	Idaho St.	60 56
												126	H	Chattanooga	68 65
												127	A	Colorado	69 77
												129	A	Idaho	86 72
												144	H	Portland St.	79 63
												146	A	Montana	73 62
												148	H	Montana St.	66 79
												152	H	Denver	74 66
												174	A	Eastern Wash.	67 62
												205	H	SMU	58 57
												208	A	Colorado St.	53 47
												214	A	Air Force	57 69
												239	H	Sacramento St.	82 69
												253	A	San Francisco	68 63
												304	H	Weber St.	54 55
-----															
LAST 12 Division I GAMES:															
174	A	Eastern Wash.	67 62	118	H	Idaho St.	60 56								
129	A	Idaho	86 72	304	H	Weber St.	54 55								
144	H	Portland St.	79 63	148	H	Montana St.	66 79								
239	H	Sacramento St.	82 69	146	A	Montana	73 62								
19	A	BYU	50 70	205	H	SMU	58 57								
126	H	Chattanooga	68 65	214	A	Air Force	57 69								

Non-Div I Games:

Northern Colo.

Average RPI Win:	207	WON-LOST	WINNING	LAST 10	STRENGTH OF	OPP. STRENGTH	TEAM	ADJ.	CONF.	ADJ CONF.
Average RPI Loss:	71	RECORD	PCT. RANK	GAMES	SCHEDULE	OF SCHEDULE	RPI	RPI	RPI	RPI
DIV. I ONLY	11- 7	112	7-3	111	123	113	113	8	8	
DIV. I NON-CONF.	8- 4	91	1- 0	231	112	105	105	8	8	
-----										
TOTALS	RPI 1-25	RPI 26-50	W-L RECORDS	RPI 51-100	RPI 101-150	RPI 150+				
11- 7	0- 2	0- 2	OVERALL	2- 1	1- 1	8- 1				
8- 2	0- 1	0- 1	HOME	2- 0	1- 0	5- 0				
1- 5	0- 1	0- 1	AWAY	0- 1	0- 1	1- 1				
2- 0	0- 0	0- 0	NEUTRAL	0- 0	0- 0	2- 0				
8- 4	0- 1	0- 1	NON-CONFERENCE	1- 0	1- 1	6- 1				
6- 0	0- 0	0- 0	HOME	1- 0	1- 0	4- 0				
0- 4	0- 1	0- 1	AWAY	0- 0	0- 1	0- 1				
2- 0	0- 0	0- 0	NEUTRAL	0- 0	0- 0	2- 0				
3- 3	0- 1	0- 1	CONFERENCE	1- 1	0- 0	2- 0				
2- 2	0- 1	0- 1	HOME	1- 0	0- 0	1- 0				
1- 1	0- 0	0- 0	AWAY	0- 1	0- 0	1- 0				
0- 0	0- 0	0- 0	NEUTRAL	0- 0	0- 0	0- 0				

RPI 1-25				RPI 26-50				RPI 51-100				RPI 101+ Team's RPI: 113			
RPI	S	Opponent	Score	RPI	S	Opponent	Score	RPI	S	Opponent	Score	RPI	S	Opponent	Score
13	A	Iowa St.	60 70	29	A	Indiana	73 91	77	H	UNI	70 59	109	H	Yale	89 80
22	H	Central Mich.	66 89	34	H	Ohio	53 69	88	H	Miami (OH)	82 71	146	A	Montana	70 86
								91	A	Kent St.	78 87	165	A	Southern Ill.	73 82
												179	H	Akron	70 59
												206	H	Brown	109 102
												234	A	Bowling Green	66 52
												240	N	Nevada	98 69
												241	N	Western Ill.	86 61
												254	H	Eastern Ill.	78 59
												302	H	North Dakota St.	81 63
												343	H	Chicago St.	114 52
LAST 12 Division I GAMES:															
179	H	Akron	70 59	240	N	Nevada	98 69	77	H	UNI	70 59				
234	A	Bowling Green	66 52					13	A	Iowa St.	60 70				
22	H	Central Mich.	66 89					34	H	Ohio	53 69				
91	A	Kent St.	78 87					343	H	Chicago St.	114 52				
88	H	Miami (OH)	82 71					254	H	Eastern Ill.	78 59				
206	H	Brown	109 102												

Non-Div I Games:

Northern Ill.

Average RPI Win:

261

Average RPI Loss:

146

WON-LOST  
RECORD

2- 14

0- 9

WINNING  
PCT. RANK

331

336

LAST 10  
GAMES

2-8

0- 0

STRENGTH OF  
SCHEDULE

115

98

OPP. STRENGTH  
OF SCHEDULE

226

223

TEAM  
RPI

281

309

ADJ.  
RPI

281

309

CONF.  
RPI

20

19

ADJ CONF.  
RPI

20

19

DIV. I ONLY  
DIV. I NON-CONF.

2- 14

0- 9

331

336

2-8

0- 0

115

98

226

223

281

309

281

309

20

19

20

19

TOTALS

RPI 1-25

RPI 26-50

W-L RECORDS

RPI 51-100

RPI 101-150

RPI 150+

2- 14

0- 1

0- 0

OVERALL

0- 5

0- 1

2- 7

1- 4

0- 0

0- 0

HOME

0- 3

0- 0

1- 1

1- 7

0- 1

0- 0

AWAY

0- 2

0- 1

1- 3

0- 3

0- 0

0- 0

NEUTRAL

0- 0

0- 0

0- 3

0- 9

0- 1

0- 0

NON-CONFERENCE

0- 3

0- 0

0- 5

0- 2

0- 0

0- 0

HOME

0- 1

0- 0

0- 1

0- 4

0- 1

0- 0

AWAY

0- 2

0- 0

0- 1

0- 3

0- 0

0- 0

NEUTRAL

0- 0

0- 0

0- 3

2- 5

0- 0

0- 0

CONFERENCE

0- 2

0- 1

2- 2

1- 2

0- 0

0- 0

HOME

0- 2

0- 0

1- 0

1- 3

0- 0

0- 0

AWAY

0- 0

0- 1

1- 2

0- 0

0- 0

0- 0

NEUTRAL

0- 0

0- 0

0- 0

RPI 1-25

RPI 26-50

RPI 51-100

RPI 101+

Team's RPI: 281

RPI	S	Opponent	Score
5	A	Louisville	59 92

RPI	S	Opponent	Score
-----	---	----------	-------

RPI	S	Opponent	Score
52	H	Green Bay	61 81
72	H	Belmont	53 71
82	H	Wright St.	55 61
86	A	Providence	43 48
91	A	Kent St.	61 62

RPI	S	Opponent	Score
124	A	Youngstown St.	66 77
153	A	IUPUI	48 70
159	N	Pepperdine	46 51
179	N	Akron	60 77
182	H	Illinois St.	53 58
186	H	Milwaukee	55 54
266	A	Cleveland St.	47 76
279	N	La Salle	56 74
315	A	Austin Peay	48 52
335	A	UIC	67 49

LAST 12 Division I GAMES:

186	H	Milwaukee	55	54	124	A	Youngstown St.	66	77
153	A	IUPUI	48	70	266	A	Cleveland St.	47	76
335	A	UIC	67	49	82	H	Wright St.	55	61
159	N	Pepperdine	46	51	52	H	Green Bay	61	81
86	A	Providence	43	48	5	A	Louisville	59	92
279	N	La Salle	56	74	182	H	Illinois St.	53	58

Northern Ky.

Northern Ky.

Non-Div I Games: Alderson Broaddus 73 32

Northern Ky.

Loss, Non-Conf, S Site, H Home A Away N Neutral

Average RPI Win:	163	WON-LOST	WINNING	LAST 10	STRENGTH OF	OPP. STRENGTH	TEAM	ADJ.	CONF.	ADJ CONF.
Average RPI Loss:	47	RECORD	PCT. RANK	GAMES	SCHEDULE	OF SCHEDULE	RPI	RPI	RPI	RPI
DIV. I ONLY	11- 7	112	6-4	68	33	80	80	4	4	
DIV. I NON-CONF.	7- 4	109	0- 1	182	42	127	127	5	5	
-----										
TOTALS	RPI 1-25	RPI 26-50	W-L RECORDS	RPI 51-100	RPI 101-150	RPI 150+				
11- 7	0- 2	3- 2	OVERALL	1- 3	1- 0	6- 0				
7- 3	0- 1	2- 1	HOME	0- 1	1- 0	4- 0				
3- 3	0- 1	1- 1	AWAY	1- 1	0- 0	1- 0				
1- 1	0- 0	0- 0	NEUTRAL	0- 1	0- 0	1- 0				
7- 4	0- 1	1- 1	NON-CONFERENCE	1- 2	1- 0	4- 0				
4- 2	0- 1	1- 0	HOME	0- 1	1- 0	2- 0				
2- 1	0- 0	0- 1	AWAY	1- 0	0- 0	1- 0				
1- 1	0- 0	0- 0	NEUTRAL	0- 1	0- 0	1- 0				
4- 3	0- 1	2- 1	CONFERENCE	0- 1	0- 0	2- 0				
3- 1	0- 0	1- 1	HOME	0- 0	0- 0	2- 0				
1- 2	0- 1	1- 0	AWAY	0- 1	0- 0	0- 0				
0- 0	0- 0	0- 0	NEUTRAL	0- 0	0- 0	0- 0				

RPI 1-25				RPI 26-50				RPI 51-100 Team's RPI: 80				RPI 101+			
RPI	S	Opponent	Score	RPI	S	Opponent	Score	RPI	S	Opponent	Score	RPI	S	Opponent	Score
15	H	Marquette	57 76	28	H	Michigan St.	70 62	52	A	Green Bay	57 55	143	H	UT Martin	90 64
16	A	Rutgers	41 45	29	A	Indiana	75 69	59	A	Michigan	78 79	162	H	Wisconsin	72 46
				35	H	Purdue	54 57	70	N	Kansas	57 66	166	H	Illinois	68 45
				42	A	DePaul	60 76	89	H	Pittsburgh	49 52	217	A	Florida	83 74
				50	H	Duke	84 58					271	N	Wichita St.	65 43
												335	H	UIC	87 44
												343	H	Chicago St.	97 35
-----															
LAST 12 Division I GAMES:															
59	A	Michigan	78 79	70	N	Kansas	57 66								
28	H	Michigan St.	70 62	162	H	Wisconsin	72 46								
166	H	Illinois	68 45	29	A	Indiana	75 69								
16	A	Rutgers	41 45	35	H	Purdue	54 57								
271	N	Wichita St.	65 43	15	H	Marquette	57 76								
343	H	Chicago St.	97 35	42	A	DePaul	60 76								

Non-Div I Games:

Northwestern

Average RPI Win:	336	WON-LOST	WINNING	LAST 10	STRENGTH OF	OPP. STRENGTH	TEAM	ADJ.	CONF.	ADJ CONF.
Average RPI Loss:	165	RECORD	PCT. RANK	GAMES	SCHEDULE	OF SCHEDULE	RPI	RPI	RPI	RPI
DIV. I ONLY	2- 11	324	3-7	244	258	330	330	26	26	
DIV. I NON-CONF.	1- 6	318	0- 0	259	156	331	331	22	22	
-----										
TOTALS	RPI 1-25	RPI 26-50	W-L RECORDS	RPI 51-100	RPI 101-150	RPI 150+				
2- 11	0- 1	0- 0	OVERALL	0- 2	0- 2	2- 6				
2- 2	0- 0	0- 0	HOME	0- 0	0- 0	2- 2				
0- 9	0- 1	0- 0	AWAY	0- 2	0- 2	0- 4				
0- 0	0- 0	0- 0	NEUTRAL	0- 0	0- 0	0- 0				
1- 6	0- 1	0- 0	NON-CONFERENCE	0- 1	0- 2	1- 2				
1- 1	0- 0	0- 0	HOME	0- 0	0- 0	1- 1				
0- 5	0- 1	0- 0	AWAY	0- 1	0- 2	0- 1				
0- 0	0- 0	0- 0	NEUTRAL	0- 0	0- 0	0- 0				
1- 5	0- 0	0- 0	CONFERENCE	0- 1	0- 0	1- 4				
1- 1	0- 0	0- 0	HOME	0- 0	0- 0	1- 1				
0- 4	0- 0	0- 0	AWAY	0- 1	0- 0	0- 3				
0- 0	0- 0	0- 0	NEUTRAL	0- 0	0- 0	0- 0				

RPI 1-25				RPI 26-50				RPI 51-100				RPI 101+				Team's RPI: 330
RPI	S	Opponent	Score	RPI	S	Opponent	Score	RPI	S	Opponent	Score	RPI	S	Opponent	Score	
20	A	Texas	66 104					51	A	Arkansas	53 98	117	A	Al abama	73 87	
								76	A	SFA	56 84	139	A	Okl ahoma	56 93	
												172	H	Abilene Christian	63 72	
												202	A	Nicholls St.	86 97	
												207	A	Southern Miss.	54 69	
												230	A	Sam Houston St.	55 66	
												273	A	A&M-Corpus Christi	55 79	
												321	H	McNeese	82 63	
												324	H	La. -Monroe	55 63	
												350	H	Al corn	78 65	
-----																
LAST 12 Division I GAMES:																
321	H	McNeese	82 63	230	A	Sam Houston St.	55 66									
202	A	Nicholls St.	86 97	172	H	Abilene Christian	63 72									
20	A	Texas	66 104	76	A	SFA	56 84									
117	A	Al abama	73 87	273	A	A&M-Corpus Christi	55 79									
324	H	La. -Monroe	55 63	350	H	Al corn	78 65									
207	A	Southern Miss.	54 69	139	A	Okl ahoma	56 93									

Non-Div I Games: Loyola (LA) 71 66 Central Baptist 82 56 LeTourneau 100 40 Centenary (LA) 94 51 Northwestern St.



Average RPI	Win:	69	WON-LOST	WINNING	LAST 10	STRENGTH OF	OPP. STRENGTH	TEAM	ADJ.	CONF.	ADJ CONF.
Average RPI	Loss:	8	RECORD	PCT. RANK	GAMES	SCHEDULE	OF SCHEDULE	RPI	RPI	RPI	RPI
DIV. I ONLY		18- 1		2	10-0	1	8	1	1	1	1
DIV. I NON-CONF.		12- 1		10	1- 0	1	11	1	1	1	1
-----											
TOTALS	RPI 1-25		RPI 26-50		W-L RECORDS	RPI 51-100		RPI 101-150		RPI 150+	
18- 1	5- 1		3- 0		OVERALL	6- 0		3- 0		1- 0	
10- 1	2- 1		0- 0		HOME	4- 0		3- 0		1- 0	
5- 0	1- 0		2- 0		AWAY	2- 0		0- 0		0- 0	
3- 0	2- 0		1- 0		NEUTRAL	0- 0		0- 0		0- 0	
12- 1	4- 1		2- 0		NON-CONFERENCE	3- 0		2- 0		1- 0	
6- 1	1- 1		0- 0		HOME	2- 0		2- 0		1- 0	
3- 0	1- 0		1- 0		AWAY	1- 0		0- 0		0- 0	
3- 0	2- 0		1- 0		NEUTRAL	0- 0		0- 0		0- 0	
6- 0	1- 0		1- 0		CONFERENCE	3- 0		1- 0		0- 0	
4- 0	1- 0		0- 0		HOME	2- 0		1- 0		0- 0	
2- 0	0- 0		1- 0		AWAY	1- 0		0- 0		0- 0	
0- 0	0- 0		0- 0		NEUTRAL	0- 0		0- 0		0- 0	

RPI	S	Opponent	Score	RPI	S	Opponent	Score	RPI	S	Opponent	Score	RPI	S	Opponent	Score
5	H	Louisville	82 68	37	A	Georgia Tech	76 55	66	H	Harvard	103 58	105	H	Western Ky.	94 53
8	H	UConn	71 89	40	N	Oregon St.	91 81	73	A	Virginia Tech	80 51	114	H	Wake Forest	78 48
10	H	Iowa	105 71	42	A	DePaul	101 77	78	H	Boston College	92 63	133	H	Lehigh	95 68
11	N	Gonzaga	81 65					79	A	Toledo	72 56	232	H	Binghamton	103 53
12	N	Drake	82 64					89	H	Pittsburgh	100 44				
15	A	Marquette	87 63					94	H	Penn	75 55				
-----															
LAST 12 Division I GAMES:															
114	H	Wake Forest	78 48	40	N	Oregon St.	91 81								
5	H	Louisville	82 68	12	N	Drake	82 64								
37	A	Georgia Tech	76 55	78	H	Boston College	92 63								
89	H	Pittsburgh	100 44	73	A	Virginia Tech	80 51								
133	H	Lehigh	95 68	105	H	Western Ky.	94 53								
15	A	Marquette	87 63	232	H	Binghamton	103 53								

Non-Div I Games:

Notre Dame

Average RPI Win:	310	WON-LOST	WINNING	LAST 10	STRENGTH OF	OPP. STRENGTH	TEAM	ADJ.	CONF.	ADJ CONF.
Average RPI Loss:	134	RECORD	PCT. RANK	GAMES	SCHEDULE	OF SCHEDULE	RPI	RPI	RPI	RPI
DIV. I ONLY	2- 14	331	2-8	121	204	299	299	20	20	
DIV. I NON-CONF.	1- 8	322	0- 0	25	167	239	239	19	19	
-----										
TOTALS	RPI 1-25	RPI 26-50	W-L RECORDS	RPI 51-100	RPI 101-150	RPI 150+				
2- 14	0- 1	0- 2	OVERALL	0- 3	0- 1	2- 7				
2- 7	0- 0	0- 2	HOME	0- 2	0- 1	2- 2				
0- 6	0- 1	0- 0	AWAY	0- 1	0- 0	0- 4				
0- 1	0- 0	0- 0	NEUTRAL	0- 0	0- 0	0- 1				
1- 8	0- 1	0- 2	NON-CONFERENCE	0- 2	0- 0	1- 3				
1- 3	0- 0	0- 2	HOME	0- 1	0- 0	1- 0				
0- 4	0- 1	0- 0	AWAY	0- 1	0- 0	0- 2				
0- 1	0- 0	0- 0	NEUTRAL	0- 0	0- 0	0- 1				
1- 6	0- 0	0- 0	CONFERENCE	0- 1	0- 1	1- 4				
1- 4	0- 0	0- 0	HOME	0- 1	0- 1	1- 2				
0- 2	0- 0	0- 0	AWAY	0- 0	0- 0	0- 2				
0- 0	0- 0	0- 0	NEUTRAL	0- 0	0- 0	0- 0				

RPI 1-25				RPI 26-50				RPI 51-100				RPI 101+				Team's RPI: 299
RPI	S	Opponent	Score	RPI	S	Opponent	Score	RPI	S	Opponent	Score	RPI	S	Opponent	Score	
22	A	Central Mich.	61 104	28	H	Michigan St.	58 102	52	H	Green Bay	53 77	124	H	Youngstown St.	55 69	
				29	H	Indiana	32 59	59	H	Michigan	59 85	153	A	IUPUI	53 82	
								91	A	Kent St.	65 75	171	A	Bradley	64 73	
												179	N	Akron	65 85	
												182	A	Illinois St.	56 62	
												186	H	Milwaukee	52 79	
												266	H	Cleveland St.	62 64	
												291	H	Canisius	71 60	
												329	H	Detroit Mercy	74 67	
												335	A	UIC	65 69	
LAST 12 Division I GAMES:																
329	H	Detroit Mercy	74 67	52	H	Green Bay	53 77									
124	H	Youngstown St.	55 69	186	H	Milwaukee	52 79									
266	H	Cleveland St.	62 64	153	A	IUPUI	53 82									
59	H	Michigan	59 85	335	A	UIC	65 69									
28	H	Michigan St.	58 102	182	A	Illinois St.	56 62									
171	A	Bradley	64 73	291	H	Canisius	71 60									

Non-Div I Games: Grace Bible (MI) 94 48 Rochester College 64 46

Oakland

Average RPI Win:	171	WON-LOST	WINNING	LAST 10	STRENGTH OF	OPP. STRENGTH	TEAM	ADJ.	CONF.	ADJ CONF.
Average RPI Loss:	22	RECORD	PCT. RANK	GAMES	SCHEDULE	OF SCHEDULE	RPI	RPI	RPI	RPI
DIV. I ONLY	16- 1	6	9-1	179	75	34	34	8	8	
DIV. I NON-CONF.	11- 0	1	0- 0	296	86	47	47	8	8	
-----										
TOTALS	RPI 1-25	RPI 26-50	W-L RECORDS	RPI 51-100	RPI 101-150	RPI 150+				
16- 1	0- 1	2- 0	OVERALL	2- 0	3- 0	9- 0				
8- 1	0- 1	1- 0	HOME	1- 0	1- 0	5- 0				
6- 0	0- 0	1- 0	AWAY	0- 0	2- 0	3- 0				
2- 0	0- 0	0- 0	NEUTRAL	1- 0	0- 0	1- 0				
11- 0	0- 0	1- 0	NON-CONFERENCE	1- 0	2- 0	7- 0				
6- 0	0- 0	1- 0	HOME	0- 0	1- 0	4- 0				
3- 0	0- 0	0- 0	AWAY	0- 0	1- 0	2- 0				
2- 0	0- 0	0- 0	NEUTRAL	1- 0	0- 0	1- 0				
5- 1	0- 1	1- 0	CONFERENCE	1- 0	1- 0	2- 0				
2- 1	0- 1	0- 0	HOME	1- 0	0- 0	1- 0				
3- 0	0- 0	1- 0	AWAY	0- 0	1- 0	1- 0				
0- 0	0- 0	0- 0	NEUTRAL	0- 0	0- 0	0- 0				

RPI 1-25				RPI 26-50				Team's RPI: 34				RPI 51-100				RPI 101+			
RPI	S	Opponent	Score	RPI	S	Opponent	Score	RPI	S	Opponent	Score	RPI	S	Opponent	Score	RPI	S	Opponent	Score
22	H	Central Mich.	70 88	33	A	Buffalo	74 71	69	N	Lamar University	87 62	113	A	Northern Ill.	69 53				
				35	H	Purdue	80 73	91	H	Kent St.	83 81	115	A	American	77 67				
												120	H	UNCW	95 72				
												153	A	IUPUI	73 66				
												176	A	Ball St.	90 75				
												185	H	Eastern Mich.	85 44				
												232	H	Binghamton	86 49				
												246	N	St. Bonaventure	70 53				
												266	H	Cleveland St.	72 54				
												278	A	Richmond	109 58				
												306	H	Coppin St.	87 62				
												323	H	Eastern Ky.	100 60				
LAST 12 Division I GAMES:																			
22	H	Central Mich.	70 88	113	A	Northern Ill.	69 53												
33	A	Buffalo	74 71	185	H	Eastern Mich.	85 44												
115	A	American	77 67	91	H	Kent St.	83 81												
278	A	Richmond	109 58	176	A	Ball St.	90 75												
153	A	IUPUI	73 66	35	H	Purdue	80 73												
306	H	Coppin St.	87 62	266	H	Cleveland St.	72 54												

Non-Div I Games:

Ohio

Average RPI	Win:	124	WON-LOST	WINNING	LAST 10	STRENGTH OF	OPP. STRENGTH	TEAM	ADJ.	CONF.	ADJ CONF.
Average RPI	Loss:	61	RECORD	PCT. RANK	GAMES	SCHEDULE	OF SCHEDULE	RPI	RPI	RPI	RPI
DIV. I ONLY		7- 9		209	4-6	26	15	101	101	4	4
DIV. I NON-CONF.		4- 5		190	0- 0	74	26	163	163	5	5
-----											
TOTALS	RPI 1-25		RPI 26-50		W-L RECORDS	RPI 51-100		RPI 101-150		RPI 150+	
7- 9	0- 3		3- 1		OVERALL	1- 3		1- 2		2- 0	
6- 2	0- 0		3- 0		HOME	1- 1		0- 1		2- 0	
1- 5	0- 2		0- 1		AWAY	0- 1		1- 1		0- 0	
0- 2	0- 1		0- 0		NEUTRAL	0- 1		0- 0		0- 0	
4- 5	0- 2		1- 0		NON-CONFERENCE	1- 1		0- 2		2- 0	
4- 1	0- 0		1- 0		HOME	1- 0		0- 1		2- 0	
0- 2	0- 1		0- 0		AWAY	0- 0		0- 1		0- 0	
0- 2	0- 1		0- 0		NEUTRAL	0- 1		0- 0		0- 0	
3- 4	0- 1		2- 1		CONFERENCE	0- 2		1- 0		0- 0	
2- 1	0- 0		2- 0		HOME	0- 1		0- 0		0- 0	
1- 3	0- 1		0- 1		AWAY	0- 1		1- 0		0- 0	
0- 0	0- 0		0- 0		NEUTRAL	0- 0		0- 0		0- 0	

RPI 1-25				RPI 26-50				RPI 51-100				RPI 101+ Team's RPI: 101			
RPI	S	Opponent	Score	RPI	S	Opponent	Score	RPI	S	Opponent	Score	RPI	S	Opponent	Score
8	A	UConn	53 85	28	H	Michigan St.	65 55	59	A	Michigan	58 62	111	A	Washington	59 69
21	N	Butler	53 66	29	H	Indiana	55 50	73	N	Virginia Tech	73 81	116	A	Penn St.	76 71
25	A	Maryland	69 75	35	A	Purdue	42 60	74	H	Nebraska	69 78	141	H	South Fla.	47 71
				47	H	North Carolina	76 69	99	H	Cincinnati	69 56	217	H	Florida	46 41
												329	H	Detroit Mercy	55 41
-----															
LAST 12 Division I GAMES:															
25	A	Maryland	69 75	59	A	Michigan	58 62	116	A	Penn St.	76 71				
74	H	Nebraska	69 78	28	H	Michigan St.	65 55	29	H	Indiana	55 50				
35	A	Purdue	42 60	73	N	Virginia Tech	73 81	111	A	Washington	59 69				
21	N	Butler	53 66	29	H	Indiana	55 50	99	H	Cincinnati	69 56				
217	H	Florida	46 41												

Non-Div I Games:

Ohio St.

Average RPI	Win:	222	WON-LOST	WINNING	LAST 10	STRENGTH OF	OPP. STRENGTH	TEAM	ADJ.	CONF.	ADJ CONF.
Average RPI	Loss:	59	RECORD	PCT. RANK	GAMES	SCHEDULE	OF SCHEDULE	RPI	RPI	RPI	RPI
DIV. I ONLY		5- 12		268	3-7	13	84	139	139	3	3
DIV. I NON-CONF.		4- 7		228	0- 1	24	165	151	151	3	3
-----											
TOTALS	RPI 1-25		RPI 26-50		W-L RECORDS	RPI 51-100		RPI 101-150		RPI 150+	
5- 12	0- 3		0- 5		OVERALL	0- 2		1- 1		4- 1	
4- 3	0- 1		0- 1		HOME	0- 1		1- 0		3- 0	
1- 7	0- 2		0- 3		AWAY	0- 1		0- 1		1- 0	
0- 2	0- 0		0- 1		NEUTRAL	0- 0		0- 0		0- 1	
4- 7	0- 1		0- 4		NON-CONFERENCE	0- 0		1- 1		3- 1	
3- 2	0- 1		0- 1		HOME	0- 0		1- 0		2- 0	
1- 3	0- 0		0- 2		AWAY	0- 0		0- 1		1- 0	
0- 2	0- 0		0- 1		NEUTRAL	0- 0		0- 0		0- 1	
1- 5	0- 2		0- 1		CONFERENCE	0- 2		0- 0		1- 0	
1- 1	0- 0		0- 0		HOME	0- 1		0- 0		1- 0	
0- 4	0- 2		0- 1		AWAY	0- 1		0- 0		0- 0	
0- 0	0- 0		0- 0		NEUTRAL	0- 0		0- 0		0- 0	

RPI 1-25				RPI 26-50				RPI 51-100				RPI 101+ Team's RPI: 139			
RPI	S	Opponent	Score	RPI	S	Opponent	Score	RPI	S	Opponent	Score	RPI	S	Opponent	Score
8	H	UConn	63 72	38	N	Clemson	62 74	63	A	TCU	71 86	105	H	Western Ky.	90 83
13	A	Iowa St.	78 104	39	A	Kansas St.	56 86	93	H	West Virginia	55 66	141	A	South Fla.	70 87
20	A	Texas	63 73	42	H	DePaul	76 87					154	N	UAB	84 89
				43	A	New Mexico	80 84					158	H	Texas Tech	66 61
				49	A	Auburn	79 95					205	A	SMU	77 61
LAST 12 Division I GAMES:															
				20	A	Texas	63 73	38	N	Clemson	62 74				
				39	A	Kansas St.	56 86	63	A	TCU	71 86				
				158	H	Texas Tech	66 61	13	A	Iowa St.	78 104				
				205	A	SMU	77 61	93	H	West Virginia	55 66				
				8	H	UConn	63 72	311	H	Central Ark.	65 52				
				42	H	DePaul	76 87	49	A	Auburn	79 95				

Non-Div I Games:

Okla homa

Average RPI Win:	179	WON-LOST	WINNING	LAST 10	STRENGTH OF	OPP. STRENGTH	TEAM	ADJ.	CONF.	ADJ CONF.
Average RPI Loss:	51	RECORD	PCT. RANK	GAMES	SCHEDULE	OF SCHEDULE	RPI	RPI	RPI	RPI
DIV. I ONLY	12- 5	68	6-4	125	61	71	71	3	3	
DIV. I NON-CONF.	9- 2	43	0- 0	293	62	111	111	3	3	
-----										
TOTALS	RPI 1-25	RPI 26-50	W-L RECORDS	RPI 51-100	RPI 101-150	RPI 150+				
12- 5	0- 1	0- 2	OVERALL	2- 2	1- 0	9- 0				
10- 1	0- 0	0- 1	HOME	1- 0	1- 0	8- 0				
2- 4	0- 1	0- 1	AWAY	1- 2	0- 0	1- 0				
0- 0	0- 0	0- 0	NEUTRAL	0- 0	0- 0	0- 0				
9- 2	0- 0	0- 1	NON-CONFERENCE	0- 1	1- 0	8- 0				
8- 1	0- 0	0- 1	HOME	0- 0	1- 0	7- 0				
1- 1	0- 0	0- 0	AWAY	0- 1	0- 0	1- 0				
0- 0	0- 0	0- 0	NEUTRAL	0- 0	0- 0	0- 0				
3- 3	0- 1	0- 1	CONFERENCE	2- 1	0- 0	1- 0				
2- 0	0- 0	0- 0	HOME	1- 0	0- 0	1- 0				
1- 3	0- 1	0- 1	AWAY	1- 1	0- 0	0- 0				
0- 0	0- 0	0- 0	NEUTRAL	0- 0	0- 0	0- 0				

RPI	S	Opponent	Score	RPI	S	Opponent	Score	RPI	S	Opponent	Score	RPI	S	Opponent	Score
20	A	Texas	51 60	39	A	Kansas St.	48 59	58	A	UCLA	59 71	138	H	Texas St.	66 55
				45	H	Tennessee	63 76	63	H	TCU	75 71	158	H	Texas Tech	65 57
								70	A	Kansas	72 62	160	H	Grambling	86 40
								93	A	West Virginia	58 67	163	H	Arkansas St.	62 60
												170	H	Oral Roberts	89 69
												187	H	UC Riverside	76 51
												212	H	Prairie View	70 50
												229	H	Samford	82 62
												271	A	Wichita St.	60 47
												332	H	Houston Baptist	77 44
LAST 12 Division I GAMES:															
63	H	TCU	75 71	39	A	Kansas St.	48 59	70	A	Kansas	72 62	158	H	Texas Tech	65 57
20	A	Texas	51 60	70	A	Kansas	72 62	93	A	West Virginia	58 67	45	H	Tennessee	63 76
160	H	Grambling	86 40	158	H	Texas Tech	65 57	45	H	Tennessee	63 76	138	H	Texas St.	66 55
170	H	Oral Roberts	89 69	93	A	West Virginia	58 67								
58	A	UCLA	59 71	45	H	Tennessee	63 76								
332	H	Houston Baptist	77 44	138	H	Texas St.	66 55								

Non-Div I Games:

Oklahoma St.

Average RPI Win:	193	WON-LOST	WINNING	LAST 10	STRENGTH OF	OPP. STRENGTH	TEAM	ADJ.	CONF.	ADJ CONF.
Average RPI Loss:	99	RECORD	PCT. RANK	GAMES	SCHEDULE	OF SCHEDULE	RPI	RPI	RPI	RPI
DIV. I ONLY	13- 5	55	7-3	109	162	54	54	16	16	
DIV. I NON-CONF.	9- 3	61	0- 1	28	199	28	28	18	18	
-----										
TOTALS	RPI 1-25	RPI 26-50	W-L RECORDS	RPI 51-100	RPI 101-150	RPI 150+				
13- 5	0- 1	0- 1	OVERALL	2- 1	4- 1	7- 1				
6- 1	0- 0	0- 0	HOME	0- 1	2- 0	4- 0				
5- 3	0- 1	0- 0	AWAY	2- 0	1- 1	2- 1				
2- 1	0- 0	0- 1	NEUTRAL	0- 0	1- 0	1- 0				
9- 3	0- 1	0- 1	NON-CONFERENCE	2- 1	3- 0	4- 0				
4- 1	0- 0	0- 0	HOME	0- 1	2- 0	2- 0				
3- 1	0- 1	0- 0	AWAY	2- 0	0- 0	1- 0				
2- 1	0- 0	0- 1	NEUTRAL	0- 0	1- 0	1- 0				
4- 2	0- 0	0- 0	CONFERENCE	0- 0	1- 1	3- 1				
2- 0	0- 0	0- 0	HOME	0- 0	0- 0	2- 0				
2- 2	0- 0	0- 0	AWAY	0- 0	1- 1	1- 1				
0- 0	0- 0	0- 0	NEUTRAL	0- 0	0- 0	0- 0				

RPI 1-25				RPI 26-50				RPI 51-100 Team's RPI: 54				RPI 101+			
RPI	S	Opponent	Score	RPI	S	Opponent	Score	RPI	S	Opponent	Score	RPI	S	Opponent	Score
6	A	NC State	56 85	46	N	Saint Mary's (CA)	65 83	87	A	Tulane	56 48	104	N	Tennessee Tech	80 73
								98	H	Virginia	67 73	105	A	Western Ky.	60 75
								99	A	Cincinnati	76 72	132	A	Louisiana Tech	70 59
												134	H	VCU	60 57
												149	H	William & Mary	83 69
												196	N	Jacksonville	78 76
												207	A	Southern Miss.	53 50
												237	A	Campbell	83 59
												242	A	Marshall	48 57
												259	H	Norfolk St.	69 53
												283	H	Fla. Atlantic	87 53
												306	H	Coppin St.	81 51
												313	H	FIU	95 68
LAST 12 Division I GAMES:															
283	H	Fla. Atlantic	87 53	46	N	Saint Mary's (CA)	65 83	207	A	Southern Miss.	53 50				
105	A	Western Ky.	60 75					132	A	Louisiana Tech	70 59				
242	A	Marshall	48 57					313	H	FIU	95 68				
306	H	Coppin St.	81 51					149	H	William & Mary	83 69				
87	A	Tulane	56 48					6	A	NC State	56 85				
134	H	VCU	60 57												

Non-Div I Games:

Old Dominion

O  
l  
e  
M  
i  
s  
s

Average RPI Win: 240		WON-LOST RECORD		WINNING PCT. RANK		LAST 10 GAMES		STRENGTH OF SCHEDULE		OPP. STRENGTH OF SCHEDULE		TEAM RPI		ADJ. RPI		CONF. RPI		ADJ CONF. RPI	
Average RPI Loss: 83																			
DIV. I ONLY		8- 11		219		5-5		88		139		193		193		6		6	
DIV. I NON-CONF.		6- 8		199		0- 0		151		222		251		251		6		6	
TOTALS		RPI 1-25		RPI 26-50		W-L RECORDS		RPI 51-100		RPI 101-150		RPI 150+							
8- 11		1- 1		0- 3		OVERALL		0- 3		0- 2		7- 2							
7- 6		0- 0		0- 1		HOME		0- 3		0- 0		7- 2							
1- 2		1- 0		0- 1		AWAY		0- 0		0- 1		0- 0							
0- 3		0- 1		0- 1		NEUTRAL		0- 0		0- 1		0- 0							
6- 8		0- 1		0- 1		NON-CONFERENCE		0- 2		0- 2		6- 2							
6- 4		0- 0		0- 0		HOME		0- 2		0- 0		6- 2							
0- 1		0- 0		0- 0		AWAY		0- 0		0- 1		0- 0							
0- 3		0- 1		0- 1		NEUTRAL		0- 0		0- 1		0- 0							
2- 3		1- 0		0- 2		CONFERENCE		0- 1		0- 0		1- 0							
1- 2		0- 0		0- 1		HOME		0- 1		0- 0		1- 0							
1- 1		1- 0		0- 1		AWAY		0- 0		0- 0		0- 0							
0- 0		0- 0		0- 0		NEUTRAL		0- 0		0- 0		0- 0							

RPI 1-25				RPI 26-50				RPI 51-100				RPI 101+ Team's RPI: 193			
RPI	S	Opponent	Score	RPI	S	Opponent	Score	RPI	S	Opponent	Score	RPI	S	Opponent	Score
8	N	UConn	50 90	35	N	Purdue	59 70	51	H	Arkansas	55 85	107	N	St. John's (NY)	59 64
24	A	Kentucky	55 49	36	A	Missouri	55 78	63	H	TCU	50 55	132	A	Louisiana Tech	71 80
				48	H	LSU	41 55	85	H	Troy	54 71	153	H	IUPUI	58 66
												195	H	Jacksonville St.	49 60
												217	H	Florida	76 66
												231	H	Temple	62 55
												259	H	Norfolk St.	60 42
												262	H	Louisiana	79 57
												290	H	Western Mich.	69 66
												297	H	North Florida	82 69
												339	H	Savannah St.	74 51
LAST 12 Division I GAMES:															
36	A	Missouri	55 78	217	H	Florida	76 66								
297	H	North Florida	82 69	24	A	Kentucky	55 49								
85	H	Troy	54 71	48	H	LSU	41 55								
132	A	Louisiana Tech	71 80	51	H	Arkansas	55 85								
262	H	Louisiana	79 57	195	H	Jacksonville St.	49 60								
339	H	Savannah St.	74 51	63	H	TCU	50 55								

Non-Div I Games:

Ole Miss

O  
l  
e  
M  
i  
s  
s



Average RPI Win:	317	WON-LOST	WINNING	LAST 10	STRENGTH OF	OPP. STRENGTH	TEAM	ADJ.	CONF.	ADJ CONF.
Average RPI Loss:	142	RECORD	PCT. RANK	GAMES	SCHEDULE	OF SCHEDULE	RPI	RPI	RPI	RPI
DIV. I ONLY	5- 12	268	2-8	268	251	298	298	18	18	
DIV. I NON-CONF.	4- 7	228	1- 0	286	273	282	282	16	16	
-----										
TOTALS	RPI 1-25	RPI 26-50	W-L RECORDS	RPI 51-100	RPI 101-150	RPI 150+				
5- 12	0- 0	0- 2	OVERALL	0- 2	0- 1	5- 7				
3- 5	0- 0	0- 1	HOME	0- 0	0- 0	3- 4				
1- 6	0- 0	0- 1	AWAY	0- 2	0- 1	1- 2				
1- 1	0- 0	0- 0	NEUTRAL	0- 0	0- 0	1- 1				
4- 7	0- 0	0- 1	NON-CONFERENCE	0- 2	0- 1	4- 3				
2- 2	0- 0	0- 0	HOME	0- 0	0- 0	2- 2				
1- 4	0- 0	0- 1	AWAY	0- 2	0- 1	1- 0				
1- 1	0- 0	0- 0	NEUTRAL	0- 0	0- 0	1- 1				
1- 5	0- 0	0- 1	CONFERENCE	0- 0	0- 0	1- 4				
1- 3	0- 0	0- 1	HOME	0- 0	0- 0	1- 2				
0- 2	0- 0	0- 0	AWAY	0- 0	0- 0	0- 2				
0- 0	0- 0	0- 0	NEUTRAL	0- 0	0- 0	0- 0				

RPI 1-25				RPI 26-50				RPI 51-100				RPI 101+				Team's RPI: 298	
RPI	S	Opponent	Score	RPI	S	Opponent	Score	RPI	S	Opponent	Score	RPI	S	Opponent	Score		
				26	H	South Dakota	49 80	67	A	Creighton	51 66	148	A	Montana St.	56 59		
				39	A	Kansas St.	46 61	77	A	UNI	50 79	152	H	Denver	68 95		
												155	H	CSUN	52 64		
												170	H	Oral Roberts	56 71		
												171	H	Bradley	60 80		
												224	A	North Dakota	57 68		
												237	N	Campbell	52 65		
												241	A	Western Ill.	70 78		
												270	H	CSU Bakersfield	53 46		
												302	H	North Dakota St.	78 61		
												329	A	Detroit Mercy	51 42		
												341	H	USC Upstate	96 69		
												345	N	Florida A&M	57 50		
LAST 12 Division I GAMES:																	
				302	H	North Dakota St.	78 61	345	N	Florida A&M	57 50						
				170	H	Oral Roberts	56 71	26	H	South Dakota	49 80						
				152	H	Denver	68 95	241	A	Western Ill.	70 78						
				77	A	UNI	50 79	224	A	North Dakota	57 68						
				148	A	Montana St.	56 59	270	H	CSU Bakersfield	53 46						
				171	H	Bradley	60 80	67	A	Creighton	51 66						

Non-Div I Games: Graceland (IA) 81 39

Omaha

Average RPI Win:	248	WON-LOST	WINNING	LAST 10	STRENGTH OF	OPP. STRENGTH	TEAM	ADJ.	CONF.	ADJ CONF.
Average RPI Loss:	89	RECORD	PCT. RANK	GAMES	SCHEDULE	OF SCHEDULE	RPI	RPI	RPI	RPI

DIV. I ONLY	8- 10	204	5-5	157	148	170	170	18	18
DIV. I NON-CONF.	5- 6	177	0- 0	106	97	125	125	16	16
TOTALS	RPI 1-25	RPI 26-50	W-L RECORDS	RPI 51-100	RPI 101-150	RPI 150+			
8- 10	0- 1	0- 2	OVERALL	0- 3	1- 2	7- 2			
3- 4	0- 0	0- 1	HOME	0- 0	0- 2	3- 1			
5- 6	0- 1	0- 1	AWAY	0- 3	1- 0	4- 1			
0- 0	0- 0	0- 0	NEUTRAL	0- 0	0- 0	0- 0			
5- 6	0- 1	0- 0	NON-CONFERENCE	0- 3	1- 2	4- 0			
2- 2	0- 0	0- 0	HOME	0- 0	0- 2	2- 0			
3- 4	0- 1	0- 0	AWAY	0- 3	1- 0	2- 0			
0- 0	0- 0	0- 0	NEUTRAL	0- 0	0- 0	0- 0			
3- 4	0- 0	0- 2	CONFERENCE	0- 0	0- 0	3- 2			
1- 2	0- 0	0- 1	HOME	0- 0	0- 0	1- 1			
2- 2	0- 0	0- 1	AWAY	0- 0	0- 0	2- 1			
0- 0	0- 0	0- 0	NEUTRAL	0- 0	0- 0	0- 0			

RPI	S	Opponent	Score	RPI	S	Opponent	Score	RPI	S	Opponent	Score	RPI	S	Opponent	Score	Team's RPI: 170
10	A	Iowa	77 90	26	H	South Dakota	72 76	51	A	Arkansas	61 74	125	H	UT Arlington	62 80	
				32	A	South Dakota St.	55 68	70	A	Kansas	58 70	130	H	Tulsa	68 76	
								71	A	Oklahoma St.	69 89	138	A	Texas St.	81 64	
												152	A	Denver	76 93	
												194	H	UMKC	75 64	
												210	H	Southern Utah	64 59	
												224	H	North Dakota	67 75	
												230	A	Sam Houston St.	73 62	
												241	H	Western Ill.	68 64	
												298	A	Omaha	71 56	
												332	A	Houston Baptist	74 56	
												337	A	Purdue Fort Wayne	72 61	
LAST 12 Division I GAMES:																
241	H	Western Ill.	68 64	152	A	Denver	76 93									
224	H	North Dakota	67 75	26	H	South Dakota	72 76									
298	A	Omaha	71 56	32	A	South Dakota St.	55 68									
71	A	Oklahoma St.	69 89	337	A	Purdue Fort Wayne	72 61									
332	A	Houston Baptist	74 56	125	H	UT Arlington	62 80									
230	A	Sam Houston St.	73 62	210	H	Southern Utah	64 59									

Non-Div I Games: Harris-Stowe 74 46 Cent. Christian (KS) 47

Oral Roberts

Average RPI Win:	91	WON-LOST	WINNING	LAST 10	STRENGTH OF	OPP. STRENGTH	TEAM	ADJ.	CONF.	ADJ CONF.
Average RPI Loss:	28	RECORD	PCT. RANK	GAMES	SCHEDULE	OF SCHEDULE	RPI	RPI	RPI	RPI
DIV. I ONLY	16- 1	6	10-0	17	3	3	3	2	2	
DIV. I NON-CONF.	10- 1	19	0- 0	15	29	2	2	2	2	
-----										
TOTALS	RPI 1-25	RPI 26-50	W-L RECORDS	RPI 51-100	RPI 101-150	RPI 150+				
16- 1	3- 0	4- 1	OVERALL	3- 0	2- 0	4- 0				
10- 0	3- 0	1- 0	HOME	2- 0	2- 0	2- 0				
5- 1	0- 0	3- 1	AWAY	1- 0	0- 0	1- 0				
1- 0	0- 0	0- 0	NEUTRAL	0- 0	0- 0	1- 0				
10- 1	2- 0	3- 1	NON-CONFERENCE	0- 0	1- 0	4- 0				
6- 0	2- 0	1- 0	HOME	0- 0	1- 0	2- 0				
3- 1	0- 0	2- 1	AWAY	0- 0	0- 0	1- 0				
1- 0	0- 0	0- 0	NEUTRAL	0- 0	0- 0	1- 0				
6- 0	1- 0	1- 0	CONFERENCE	3- 0	1- 0	0- 0				
4- 0	1- 0	0- 0	HOME	2- 0	1- 0	0- 0				
2- 0	0- 0	1- 0	AWAY	1- 0	0- 0	0- 0				
0- 0	0- 0	0- 0	NEUTRAL	0- 0	0- 0	0- 0				

RPI	S	Opponent	Score	RPI	S	Opponent	Score	RPI	S	Opponent	Score	RPI	S	Opponent	Score
7	H	Mississippi St.	82 74	28	A	Michigan St.	82 88	56	H	Arizona	93 60	111	H	Washington	84 71
9	H	Syracuse	75 73	32	A	South Dakota St.	87 79	58	A	UCLA	72 52	147	H	UC Irvine	115 69
14	H	Arizona St.	77 71	33	H	Buffalo	102 82	92	H	Washington St.	98 58	151	A	Utah St.	88 58
				44	A	Southern California	93 53					187	N	UC Riverside	94 44
				46	A	Saint Mary's (CA)	79 55					214	H	Air Force	82 36
												258	H	Long Beach St.	110 48
-----															
LAST 12 Division I GAMES:															
				92	H	Washington St.	98 58	56	H	Arizona	93 60				
				111	H	Washington	84 71	14	H	Arizona St.	77 71				
				147	H	UC Irvine	115 69	58	A	UCLA	72 52				
				214	H	Air Force	82 36	44	A	Southern California	93 53				
				7	H	Mississippi St.	82 74	28	A	Michigan St.	82 88				
				32	A	South Dakota St.	87 79	258	H	Long Beach St.	110 48				

Non-Div I Games: Alas. Fairbanks 115 36

Oregon

Average RPI Win: 142		WON-LOST	WINNING	LAST 10	STRENGTH OF	OPP. STRENGTH	TEAM	ADJ.	CONF.	ADJ CONF.
Average RPI Loss: 15		RECORD	PCT. RANK	GAMES	SCHEDULE	OF SCHEDULE	RPI	RPI	RPI	RPI
DIV. I ONLY		15- 3	24	8-2	129	2	40	40	2	2
DIV. I NON-CONF.		10- 2	37	0- 1	198	22	59	59	2	2
-----										
TOTALS		RPI 1-25	RPI 26-50		W-L RECORDS		RPI 51-100	RPI 101-150	RPI 150+	
15- 3		1- 2	3- 1		OVERALL		3- 0	2- 0	6- 0	
10- 1		0- 1	2- 0		HOME		2- 0	1- 0	5- 0	
2- 0		0- 0	1- 0		AWAY		1- 0	0- 0	0- 0	
3- 2		1- 1	0- 1		NEUTRAL		0- 0	1- 0	1- 0	
10- 2		1- 1	2- 1		NON-CONFERENCE		0- 0	1- 0	6- 0	
7- 0		0- 0	2- 0		HOME		0- 0	0- 0	5- 0	
0- 0		0- 0	0- 0		AWAY		0- 0	0- 0	0- 0	
3- 2		1- 1	0- 1		NEUTRAL		0- 0	1- 0	1- 0	
5- 1		0- 1	1- 0		CONFERENCE		3- 0	1- 0	0- 0	
3- 1		0- 1	0- 0		HOME		2- 0	1- 0	0- 0	
2- 0		0- 0	1- 0		AWAY		1- 0	0- 0	0- 0	
0- 0		0- 0	0- 0		NEUTRAL		0- 0	0- 0	0- 0	

RPI 1-25				RPI 26-50				RPI 51-100				RPI 101+			
RPI	S	Opponent	Score	RPI	S	Opponent	Score	RPI	S	Opponent	Score	RPI	S	Opponent	Score
1	N	Notre Dame	81 91	31	N	Texas A&M	70 76	56	H	Arizona	86 64	105	N	Western Ky.	74 60
14	H	Arizona St.	76 79	44	A	Southern California	76 52	58	A	UCLA	83 73	111	H	Washington	78 67
18	N	South Carolina	70 68	46	H	Saint Mary's (CA)	89 56	92	H	Washington St.	76 69	173	H	Santa Clara	82 31
				50	H	Duke	71 57					174	N	Eastern Wash.	93 45
												270	H	CSU Bakersfield	92 52
												279	H	La Salle	100 46
												307	H	Cal Poly	79 54
												342	H	Ark. -Pine Bluff	89 33
-----															
LAST 12 Division I GAMES:															
44	A	Southern California	76 52	1	N	Notre Dame	81 91	18	N	South Carolina	70 68				
58	A	UCLA	83 73					14	H	Arizona St.	76 79				
111	H	Washington	78 67					56	H	Arizona	86 64				
92	H	Washington St.	76 69					31	N	Texas A&M	70 76				
270	H	CSU Bakersfield	92 52					174	N	Eastern Wash.	93 45				
50	H	Duke	71 57												

Non-Div I Games:

Oregon St.

Average RPI	Win:	208	WON-LOST	WINNING	LAST 10	STRENGTH OF	OPP. STRENGTH	TEAM	ADJ.	CONF.	ADJ CONF.
Average RPI	Loss:	29	RECORD	PCT. RANK	GAMES	SCHEDULE	OF SCHEDULE	RPI	RPI	RPI	RPI
DIV. I ONLY		12- 5		68	6-4	124	107	60	60	7	7
DIV. I NON-CONF.		7- 3		83	0- 0	200	177	85	85	7	7
-----											
TOTALS	RPI 1-25		RPI 26-50		W-L RECORDS	RPI 51-100		RPI 101-150		RPI 150+	
12- 5	0- 3		1- 1		OVERALL	2- 1		1- 0		8- 0	
6- 1	0- 1		1- 0		HOME	1- 0		0- 0		4- 0	
6- 3	0- 2		0- 0		AWAY	1- 1		1- 0		4- 0	
0- 1	0- 0		0- 1		NEUTRAL	0- 0		0- 0		0- 0	
7- 3	0- 1		0- 1		NON-CONFERENCE	2- 1		0- 0		5- 0	
4- 0	0- 0		0- 0		HOME	1- 0		0- 0		3- 0	
3- 2	0- 1		0- 0		AWAY	1- 1		0- 0		2- 0	
0- 1	0- 0		0- 1		NEUTRAL	0- 0		0- 0		0- 0	
5- 2	0- 2		1- 0		CONFERENCE	0- 0		1- 0		3- 0	
2- 1	0- 1		1- 0		HOME	0- 0		0- 0		1- 0	
3- 1	0- 1		0- 0		AWAY	0- 0		1- 0		2- 0	
0- 0	0- 0		0- 0		NEUTRAL	0- 0		0- 0		0- 0	

RPI	S	Opponent	Score
11	A	Gonzaga	65 88
17	A	UCF	57 64
19	H	BYU	74 77

RPI	S	Opponent	Score
30	N	Cal i f o r n i a	69 81
46	H	Saint Mary's (CA)	76 67

RPI	S	Opponent	Score
69	A	Lamar Uni versi ty	66 82
81	H	Wyomi ng	70 64
100	A	UC Davis	83 80

RPI	S	Opponent	Score
128	A	Portland	76 66
173	A	Santa Clara	74 70
218	A	Cal St. Fullerton	72 64
245	H	San Diego	79 47
253	A	San Francis sco	85 75
296	H	UC Santa Barbara	69 53
302	H	North Dakota St.	75 68
317	A	San Jose St.	91 67
336	H	Seattle U	75 61

## LAST 12 Di v i s i o n I GAMES:

11	A	Gonzaga	65 88	253	A	San Francis sco	85 75
128	A	Portland	76 66	173	A	Santa Clara	74 70
46	H	Saint Mary's (CA)	76 67	245	H	San Di ego	79 47
218	A	Cal St. Fullerton	72 64	19	H	BYU	74 77
69	A	Lamar Uni versi ty	66 82	296	H	UC Santa Barbara	69 53
17	A	UCF	57 64	336	H	Seattle U	75 61

Non-Di v I Games:

Paci f i c

Penn										Through Games Of Jan. 23, 2019																																							
Average RPI Win:		237		WON-LOST		WINNING		LAST 10		STRENGTH OF		OPP. STRENGTH		TEAM		ADJ.		CONF.		ADJ CONF.																													
Average RPI Loss:		40		RECORD		PCT. RANK		GAMES		SCHEDULE		OF SCHEDULE		RPI		RPI		RPI		RPI																													
DIV. I ONLY		10- 3		41		8-2		249		93		94		94		11		11																															
DIV. I NON-CONF.		9- 3		61		1- 0		266		96		104		104		10		10																															
-----																																																	
TOTALS		RPI 1-25		RPI 26-50		W-L RECORDS		RPI 51-100		RPI 101-150		RPI 150+																																					
10- 3		0- 1		0- 0		OVERALL		1- 2		1- 0		8- 0																																					
4- 1		0- 0		0- 0		HOME		0- 1		0- 0		4- 0																																					
6- 1		0- 1		0- 0		AWAY		1- 0		1- 0		4- 0																																					
0- 1		0- 0		0- 0		NEUTRAL		0- 1		0- 0		0- 0																																					
9- 3		0- 1		0- 0		NON-CONFERENCE		0- 2		1- 0		8- 0																																					
4- 1		0- 0		0- 0		HOME		0- 1		0- 0		4- 0																																					
5- 1		0- 1		0- 0		AWAY		0- 0		1- 0		4- 0																																					
0- 1		0- 0		0- 0		NEUTRAL		0- 1		0- 0		0- 0																																					
1- 0		0- 0		0- 0		CONFERENCE		1- 0		0- 0		0- 0																																					
0- 0		0- 0		0- 0		HOME		0- 0		0- 0		0- 0																																					
1- 0		0- 0		0- 0		AWAY		1- 0		0- 0		0- 0																																					
0- 0		0- 0		0- 0		NEUTRAL		0- 0		0- 0		0- 0																																					
-----																																																	
RPI 1-25										RPI 26-50										RPI 51-100										Team's RPI: 94										RPI 101+									
RPI	S	Opponent			Score		RPI	S	Opponent			Score		RPI	S	Opponent			Score		RPI	S	Opponent			Score		RPI	S	Opponent			Score																
1	A	Notre Dame			55 75									53	H	Villanova			50 58		123	A	Drexel			55 39		209	A	Navy			65 61																
														65	N	Maine			46 47		231	H	Temple			71 62		244	A	Stetson			75 53																
														84	A	Princeton			66 60		263	A	Siena			58 51		279	H	La Salle			65 34																
																					288	H	Saint Joseph's			65 45		319	H	NJIT			85 42																
																					331	A	Iona			66 43																							
-----																																																	
LAST 12 Division I GAMES:																																																	
					123 A Drexel 55 39							231 H Temple 71 62							53 H Villanova 50 58							84 A Princeton 66 60							244 A Stetson 75 53																
					331 A Iona 66 43							288 H Saint Joseph's 65 45							65 N Maine 46 47							1 A Notre Dame 55 75							209 A Navy 65 61																
					279 H La Salle 65 34							1 H NJIT 85 42																					319 H NJIT 85 42																

Penn

Non-Div I Games:

Loss

Non-Conf,S Site,H Home A Away N Neutral

Page 222

Penn

Non-Div I Games:

Penn

Average RPI Win: 157

Average RPI Loss: 63

WON-LOST  
RECORDWINNING  
PCT. RANKLAST 10  
GAMESSTRENGTH OF  
SCHEDULEOPP. STRENGTH  
OF SCHEDULETEAM  
RPIADJ.  
RPICONF.  
RPIADJ CONF.  
RPIDIV. I ONLY  
DIV. I NON-CONF.9- 9  
7- 4165  
1094-6  
0- 024  
5787  
140116  
99116  
994  
54  
5

TOTALS

RPI 1-25

RPI 26-50

W-L RECORDS

RPI 51-100

RPI 101-150

RPI 150+

9- 9  
8- 5  
1- 4  
0- 00- 4  
0- 1  
0- 3  
0- 00- 2  
0- 1  
0- 1  
0- 0OVERALL  
HOME  
AWAY  
NEUTRAL2- 0  
2- 0  
0- 0  
0- 02- 2  
1- 2  
1- 0  
0- 05- 1  
5- 1  
0- 0  
0- 07- 4  
6- 3  
1- 1  
0- 00- 1  
0- 0  
0- 1  
0- 00- 1  
0- 1  
0- 0  
0- 0NON-CONFERENCE  
HOME  
AWAY  
NEUTRAL2- 0  
2- 0  
0- 0  
0- 02- 1  
1- 1  
1- 0  
0- 03- 1  
3- 1  
0- 0  
0- 02- 5  
2- 2  
0- 3  
0- 00- 3  
0- 1  
0- 2  
0- 00- 1  
0- 0  
0- 1  
0- 0CONFERENCE  
HOME  
AWAY  
NEUTRAL0- 0  
0- 0  
0- 0  
0- 00- 1  
0- 1  
0- 0  
0- 02- 0  
2- 0  
0- 0  
0- 0

RPI 1-25

RPI 26-50

RPI 51-100

RPI 101+

Team's RPI: 116

RPI	S	Opponent	Score
16	A	Rutgers	61 74
23	A	Florida St.	58 87
25	A	Maryland	67 79
25	H	Maryland	61 77

RPI	S	Opponent	Score
29	A	Indiana	75 83
30	H	California	58 75

RPI	S	Opponent	Score
84	H	Princeton	79 71
86	H	Providence	74 72

RPI	S	Opponent	Score
101	H	Ohio St.	71 76
115	H	American	80 59
137	A	Fordham	72 55
150	H	Duquesne	58 64
162	H	Wisconsin	71 64
166	H	Illinois	62 48
167	H	Stony Brook	70 81
196	H	Jacksonville	80 61
224	H	North Dakota	75 68
246	H	St. Bonaventure	80 65

LAST 12 Division I GAMES:

162	H	Wisconsin	71 64	25	A	Maryland	67 79
29	A	Indiana	75 83	101	H	Ohio St.	71 76
25	H	Maryland	61 77	166	H	Illinois	62 48
115	H	American	80 59	16	A	Rutgers	61 74
246	H	St. Bonaventure	80 65	196	H	Jacksonville	80 61
150	H	Duquesne	58 64	23	A	Florida St.	58 87

Non-Div I Games:

Penn St.

Average RPI Win:	242	WON-LOST	WINNING	LAST 10	STRENGTH OF	OPP. STRENGTH	TEAM	ADJ.	CONF.	ADJ CONF.
Average RPI Loss:	107	RECORD	PCT. RANK	GAMES	SCHEDULE	OF SCHEDULE	RPI	RPI	RPI	RPI
DIV. I ONLY	11- 6	90	6-4	296	105	159	159	7	7	
DIV. I NON-CONF.	6- 4	125	0- 0	346	162	234	234	7	7	
-----										
TOTALS	RPI 1-25	RPI 26-50	W-L RECORDS	RPI 51-100	RPI 101-150	RPI 150+				
11- 6	0- 2	0- 0	OVERALL	0- 1	2- 2	9- 1				
5- 1	0- 1	0- 0	HOME	0- 0	2- 0	3- 0				
4- 4	0- 1	0- 0	AWAY	0- 1	0- 2	4- 0				
2- 1	0- 0	0- 0	NEUTRAL	0- 0	0- 0	2- 1				
6- 4	0- 0	0- 0	NON-CONFERENCE	0- 1	0- 2	6- 1				
1- 0	0- 0	0- 0	HOME	0- 0	0- 0	1- 0				
3- 3	0- 0	0- 0	AWAY	0- 1	0- 2	3- 0				
2- 1	0- 0	0- 0	NEUTRAL	0- 0	0- 0	2- 1				
5- 2	0- 2	0- 0	CONFERENCE	0- 0	2- 0	3- 0				
4- 1	0- 1	0- 0	HOME	0- 0	2- 0	2- 0				
1- 1	0- 1	0- 0	AWAY	0- 0	0- 0	1- 0				
0- 0	0- 0	0- 0	NEUTRAL	0- 0	0- 0	0- 0				

RPI 1-25				RPI 26-50				RPI 51-100				RPI 101+ Team's RPI: 159			
RPI	S	Opponent	Score	RPI	S	Opponent	Score	RPI	S	Opponent	Score	RPI	S	Opponent	Score
11	H	Gonzaga	54 79					86	A	Provi dence	47 66	118	A	Idaho St.	63 65
19	A	BYU	58 83									127	A	Colorado	65 80
												128	H	Portl and	82 68
												131	H	Loyol a Marymount	95 86
												173	H	Santa Clara	74 48
												239	N	Sacramento St.	113 97
												245	A	San Diego	74 55
												253	H	San Francis sco	69 50
												268	A	Hawai i	65 64
												279	N	La Salle	55 62
												281	N	Northern Ky.	51 46
												304	H	Weber St.	68 47
												307	A	Cal Poly	70 63
												336	A	Seattle U	78 64
LAST 12 Division I GAMES:															
19	A	BYU	58 83	131	H	Loyol a Marymount	95 86								
11	H	Gonzaga	54 79	253	H	San Francisco	69 50								
128	H	Portland	82 68	173	H	Santa Clara	74 48								
281	N	Northern Ky.	51 46	245	A	San Diego	74 55								
279	N	La Salle	55 62	118	A	Idaho St.	63 65								
86	A	Provi dence	47 66	304	H	Weber St.	68 47								

Non-Div I Games:

Pepperdine



Average RPI Win:	167	WON-LOST	WINNING	LAST 10	STRENGTH OF	OPP. STRENGTH	TEAM	ADJ.	CONF.	ADJ CONF.
Average RPI Loss:	61	RECORD	PCT. RANK	GAMES	SCHEDULE	OF SCHEDULE	RPI	RPI	RPI	RPI
DIV. I ONLY	9- 10	187	4-6	19	41	89	89	1	1	
DIV. I NON-CONF.	9- 5	105	0- 0	83	120	89	89	1	1	
-----										
TOTALS	RPI 1-25	RPI 26-50	W-L RECORDS	RPI 51-100	RPI 101-150	RPI 150+				
9- 10	0- 4	0- 1	OVERALL	3- 3	3- 1	3- 1				
5- 6	0- 2	0- 1	HOME	1- 2	2- 1	2- 0				
2- 3	0- 2	0- 0	AWAY	1- 1	1- 0	0- 0				
2- 1	0- 0	0- 0	NEUTRAL	1- 0	0- 0	1- 1				
9- 5	0- 1	0- 0	NON-CONFERENCE	3- 2	3- 1	3- 1				
5- 3	0- 1	0- 0	HOME	1- 1	2- 1	2- 0				
2- 1	0- 0	0- 0	AWAY	1- 1	1- 0	0- 0				
2- 1	0- 0	0- 0	NEUTRAL	1- 0	0- 0	1- 1				
0- 5	0- 3	0- 1	CONFERENCE	0- 1	0- 0	0- 0				
0- 3	0- 1	0- 1	HOME	0- 1	0- 0	0- 0				
0- 2	0- 2	0- 0	AWAY	0- 0	0- 0	0- 0				
0- 0	0- 0	0- 0	NEUTRAL	0- 0	0- 0	0- 0				

RPI 1-25				RPI 26-50				RPI 51-100 Team's RPI: 89				RPI 101+			
RPI	S	Opponent	Score	RPI	S	Opponent	Score	RPI	S	Opponent	Score	RPI	S	Opponent	Score
1	A	Notre Dame	44 100	38	H	Clemson	59 65	51	N	Arkansas	61 54	120	H	UNCW	60 56
6	A	NC State	34 63					78	H	Boston College	55 59	124	H	Youngstown St.	55 64
9	H	Syracuse	50 82					80	A	Northwestern	52 49	137	H	Fordham	65 62
17	H	UCF	58 61					83	A	Georgetown	41 70	150	A	Duquesne	66 58
								93	H	West Virginia	43 77	162	N	Wisconsin	42 57
								99	H	Cincinnati	65 48	257	H	Saint Francis (PA)	78 75
												301	N	Tennessee St.	78 56
												312	H	New Orleans	90 38
-----															
LAST 12 Division I GAMES:															
1	A	Notre Dame	44 100	38	H	Clemson	59 65	9	H	Syracuse	50 82				
150	A	Duquesne	66 58	9	H	Syracuse	50 82	78	H	Boston College	55 59				
257	H	Saint Francis (PA)	78 75	78	H	Boston College	55 59	6	A	NC State	34 63				
120	H	UNCW	60 56	6	A	NC State	34 63	80	A	Northwestern	52 49				
93	H	West Virginia	43 77	43	77			301	N	Tennessee St.	78 56				
137	H	Fordham	65 62	65	62										

Non-Div I Games:

Pittsburgh

Average RPI Win:	232	WON-LOST	WINNING	LAST 10	STRENGTH OF	OPP. STRENGTH	TEAM	ADJ.	CONF.	ADJ CONF.
Average RPI Loss:	86	RECORD	PCT. RANK	GAMES	SCHEDULE	OF SCHEDULE	RPI	RPI	RPI	RPI
DIV. I ONLY	7- 9	209	3-7	45	202	128	128	7	7	
DIV. I NON-CONF.	6- 3	91	0- 0	117	317	94	94	7	7	
-----										
TOTALS	RPI 1-25	RPI 26-50	W-L RECORDS	RPI 51-100	RPI 101-150	RPI 150+				
7- 9	0- 2	0- 1	OVERALL	0- 2	0- 3	7- 1				
3- 3	0- 0	0- 1	HOME	0- 1	0- 1	3- 0				
4- 5	0- 2	0- 0	AWAY	0- 0	0- 2	4- 1				
0- 1	0- 0	0- 0	NEUTRAL	0- 1	0- 0	0- 0				
6- 3	0- 0	0- 0	NON-CONFERENCE	0- 1	0- 2	6- 0				
3- 1	0- 0	0- 0	HOME	0- 0	0- 1	3- 0				
3- 1	0- 0	0- 0	AWAY	0- 0	0- 1	3- 0				
0- 1	0- 0	0- 0	NEUTRAL	0- 1	0- 0	0- 0				
1- 6	0- 2	0- 1	CONFERENCE	0- 1	0- 1	1- 1				
0- 2	0- 0	0- 1	HOME	0- 1	0- 0	0- 0				
1- 4	0- 2	0- 0	AWAY	0- 0	0- 1	1- 1				
0- 0	0- 0	0- 0	NEUTRAL	0- 0	0- 0	0- 0				

RPI 1-25				RPI 26-50				RPI 51-100				RPI 101+ Team's RPI: 128			
RPI	S	Opponent	Score	RPI	S	Opponent	Score	RPI	S	Opponent	Score	RPI	S	Opponent	Score
11	A	Gonzaga	71 97	46	H	Saint Mary's (CA)	91 98	56	N	Arizona	70 92	131	A	Loyola Marymount	58 76
19	A	BYU	71 79					60	H	Paci fi c	66 76	144	A	Portland St.	79 92
												147	H	UC Irvine	69 84
												151	H	Utah St.	61 54
												159	A	Pepperdi ne	68 82
												214	H	Air Force	79 60
												218	H	Cal St. Fullerton	83 74
												222	A	Utah Valley	65 60
												245	A	San Diego	69 60
												268	A	Hawaii	72 65
												304	A	Weber St.	89 73
-----															
LAST 12 Division I GAMES:															
60	H	Paci fi c	66 76	19	A	BYU	71 79								
131	A	Loyola Marymount	58 76	245	A	San Diego	69 60								
159	A	Pepperdi ne	68 82	11	A	Gonzaga	71 97								
214	H	Air Force	79 60	46	H	Saint Mary's (CA)	91 98								
147	H	UC Irvine	69 84	151	H	Utah St.	61 54								
144	A	Portland St.	79 92	218	H	Cal St. Fullerton	83 74								

Non-Div I Games: Warner Paci fi c 98 63 Willamette 82 27

Portland

Average RPI Win: 231		WON-LOST	WINNING	LAST 10	STRENGTH OF		OPP. STRENGTH	TEAM	ADJ.	CONF.	ADJ CONF.
Loss: 130		RECORD	PCT. RANK	GAMES	SCHEDULE		OF SCHEDULE	RPI	RPI	RPI	RPI
DIV. I ONLY		12- 2	19	8-2	330		182	144	144	15	15
DIV. I NON-CONF.		7- 1	32	0- 0	342		196	184	184	12	12
TOTALS		RPI 1-25	RPI 26-50	W-L RECORDS		RPI 51-100	RPI 101-150	RPI 150+			
12- 2	0- 0		0- 0	OVERALL		1- 0	3- 2	8- 0			
9- 1	0- 0		0- 0	HOME		1- 0	3- 1	5- 0			
3- 1	0- 0		0- 0	AWAY		0- 0	0- 1	3- 0			
0- 0	0- 0		0- 0	NEUTRAL		0- 0	0- 0	0- 0			
7- 1	0- 0		0- 0	NON-CONFERENCE		1- 0	1- 1	5- 0			
5- 1	0- 0		0- 0	HOME		1- 0	1- 1	3- 0			
2- 0	0- 0		0- 0	AWAY		0- 0	0- 0	2- 0			
0- 0	0- 0		0- 0	NEUTRAL		0- 0	0- 0	0- 0			
5- 1	0- 0		0- 0	CONFERENCE		0- 0	2- 1	3- 0			
4- 0	0- 0		0- 0	HOME		0- 0	2- 0	2- 0			
1- 1	0- 0		0- 0	AWAY		0- 0	0- 1	1- 0			
0- 0	0- 0		0- 0	NEUTRAL		0- 0	0- 0	0- 0			

RPI 1-25				RPI 26-50				RPI 51-100				RPI 101+				Team's RPI: 144	
RPI	S	Opponent	Score	RPI	S	Opponent	Score	RPI	S	Opponent	Score	RPI	S	Opponent	Score		
								100	H	UC Davis	65 50	112	A	Northern Colo.	63 79		
												128	H	Portland	92 79		
												146	H	Montana	78 60		
												147	H	UC Irvine	68 73		
												148	H	Montana St.	55 53		
												210	H	Southern Utah	63 49		
												216	H	UNLV	58 49		
												260	H	Northern Ariz.	72 55		
												267	A	UTEP	89 61		
												304	A	Weber St.	77 59		
												317	H	San Jose St.	80 51		
												336	H	Seattle U	68 43		
												338	A	Grand Canyon	60 55		
LAST 12 Division I GAMES:																	
				148	H	Montana St.	55 53	260	H	Northern Ariz.	72 55						
				112	A	Northern Colo.	63 79	210	H	Southern Utah	63 49						
				147	H	UC Irvine	68 73	304	A	Weber St.	77 59						
				216	H	UNLV	58 49	146	H	Montana	78 60						
				338	A	Grand Canyon	60 55	128	H	Portland	92 79						
				267	A	UTEP	89 61	336	H	Seattle U	68 43						

Non-Div I Games:	Warner Pacific	102	49
------------------	----------------	-----	----

Portland St.

■ Loss, ■ Non-Conf, S Site, H Home A Away N Neutral

Average RPI Win:	285	WON-LOST	WINNING	LAST 10	STRENGTH OF	OPP. STRENGTH	TEAM	ADJ.	CONF.	ADJ CONF.
Average RPI Loss:	118	RECORD	PCT. RANK	GAMES	SCHEDULE	OF SCHEDULE	RPI	RPI	RPI	RPI
DIV. I ONLY	4- 9	266	3-7	156	221	212	212	30	30	
DIV. I NON-CONF.	1- 7	319	0- 0	17	129	188	188	26	26	
-----										
TOTALS	RPI 1-25	RPI 26-50	W-L RECORDS	RPI 51-100	RPI 101-150	RPI 150+				
4- 9	0- 1	0- 1	OVERALL	0- 2	0- 2	4- 3				
1- 3	0- 0	0- 0	HOME	0- 0	0- 1	1- 2				
2- 6	0- 1	0- 1	AWAY	0- 2	0- 1	2- 1				
1- 0	0- 0	0- 0	NEUTRAL	0- 0	0- 0	1- 0				
1- 7	0- 1	0- 1	NON-CONFERENCE	0- 2	0- 2	1- 1				
0- 1	0- 0	0- 0	HOME	0- 0	0- 1	0- 0				
0- 6	0- 1	0- 1	AWAY	0- 2	0- 1	0- 1				
1- 0	0- 0	0- 0	NEUTRAL	0- 0	0- 0	1- 0				
3- 2	0- 0	0- 0	CONFERENCE	0- 0	0- 0	3- 2				
1- 2	0- 0	0- 0	HOME	0- 0	0- 0	1- 2				
2- 0	0- 0	0- 0	AWAY	0- 0	0- 0	2- 0				
0- 0	0- 0	0- 0	NEUTRAL	0- 0	0- 0	0- 0				

RPI 1-25				RPI 26-50				RPI 51-100				RPI 101+				Team's RPI: 212
RPI	S	Opponent	Score	RPI	S	Opponent	Score	RPI	S	Opponent	Score	RPI	S	Opponent	Score	
13	A	Iowa St.	46 94	31	A	Texas A&M	57 70	51	A	Arkansas	44 71	103	H	Rice	58 68	
								71	A	Oklahoma St.	50 70	127	A	Colorado	38 79	
												160	H	Grambling	63 64	
												184	A	Southern U.	55 54	
												250	H	Texas Southern	44 52	
												252	A	UTRGV	50 57	
												273	N	A&M-Corpus Christi	67 59	
												333	H	Jackson St.	76 57	
												350	A	Alcorn	82 61	
-----																
LAST 12 Division I GAMES:																
184	A	Southern U.	55 54	160	H	Grambling	63 64	333	H	Jackson St.	76 57	250	H	Texas Southern	44 52	
31	A	Texas A&M	57 70	350	A	Alcorn	82 61	273	N	A&M-Corpus Christi	67 59	252	A	UTRGV	50 57	
13	A	Iowa St.	46 94													
51	A	Arkansas	44 71													
127	A	Colorado	38 79													
103	H	Rice	58 68													

Non-Div I Games: Jarvis Christian 117 32 Arlington Baptist 105 31

Prairie View

Average RPI Win:	313	WON-LOST	WINNING	LAST 10	STRENGTH OF	OPP. STRENGTH	TEAM	ADJ.	CONF.	ADJ CONF.
Average RPI Loss:	188	RECORD	PCT. RANK	GAMES	SCHEDULE	OF SCHEDULE	RPI	RPI	RPI	RPI
DIV. I ONLY	4- 13	298	3-7	297	289	325	325	28	28	
DIV. I NON-CONF.	2- 9	297	0- 0	292	242	326	326	29	29	
-----										
TOTALS	RPI 1-25	RPI 26-50	W-L RECORDS	RPI 51-100	RPI 101-150	RPI 150+				
4- 13	0- 0	0- 1	OVERALL	0- 0	0- 5	4- 7				
3- 3	0- 0	0- 0	HOME	0- 0	0- 0	3- 3				
1- 10	0- 0	0- 1	AWAY	0- 0	0- 5	1- 4				
0- 0	0- 0	0- 0	NEUTRAL	0- 0	0- 0	0- 0				
2- 9	0- 0	0- 1	NON-CONFERENCE	0- 0	0- 3	2- 5				
1- 2	0- 0	0- 0	HOME	0- 0	0- 0	1- 2				
1- 7	0- 0	0- 1	AWAY	0- 0	0- 3	1- 3				
0- 0	0- 0	0- 0	NEUTRAL	0- 0	0- 0	0- 0				
2- 4	0- 0	0- 0	CONFERENCE	0- 0	0- 2	2- 2				
2- 1	0- 0	0- 0	HOME	0- 0	0- 0	2- 1				
0- 3	0- 0	0- 0	AWAY	0- 0	0- 2	0- 1				
0- 0	0- 0	0- 0	NEUTRAL	0- 0	0- 0	0- 0				

RPI 1-25				RPI 26-50				RPI 51-100				RPI 101+				Team's RPI : 325	
RPI	S	Opponent	Score	RPI	S	Opponent	Score	RPI	S	Opponent	Score	RPI	S	Opponent	Score		
				45	A	Tennessee	49 97					120	A	UNCW	48 63		
												121	A	Georgia	59 83		
												140	A	High Point	40 79		
												142	A	Dav idson	56 83		
												145	A	Radford	49 59		
												169	A	Vanderbil t	43 78		
												229	A	Samford	54 75		
												237	A	Campbel l	46 51		
												249	A	Furman	68 76		
												251	H	Gardner-Webb	58 66		
												272	H	Wofford	61 50		
												286	H	Ga. Southern	68 69		
												293	A	Col. of Charleston	71 65		
												310	H	South Carolina St.	48 57		
												341	H	USC Upstate	70 54		
												346	H	Longwood	81 66		
LAST 12 Division I GAMES:																	
				346	H	Longwood	81 66					145	A	Radford	49 59		
				237	A	Campbel l	46 51					251	H	Gardner-Webb	58 66		
				249	A	Furman	68 76					341	H	USC Upstate	70 54		
				121	A	Georgia	59 83					140	A	High Point	40 79		
				293	A	Col. of Charleston	71 65					286	H	Ga. Southern	68 69		
				142	A	Davi dson	56 83					229	A	Samford	54 75		

Non-Div I Games:

Presbyterian

Average RPI	Win:	184	WON-LOST	WINNING	LAST 10	STRENGTH OF	OPP. STRENGTH	TEAM	ADJ.	CONF.	ADJ CONF.
Average RPI	Loss:	77	RECORD	PCT. RANK	GAMES	SCHEDULE	OF SCHEDULE	RPI	RPI	RPI	RPI
DIV. I ONLY		8- 8		165	7-3	48	95	84	84	11	11
DIV. I NON-CONF.		8- 7		160	0- 0	70	71	75	75	10	10
-----											
TOTALS	RPI 1-25		RPI 26-50		W-L RECORDS	RPI 51-100		RPI 101-150		RPI 150+	
8- 8	0- 1		0- 2		OVERALL	2- 3		2- 1		4- 1	
3- 2	0- 0		0- 0		HOME	1- 2		2- 0		0- 0	
5- 3	0- 0		0- 0		AWAY	1- 1		0- 1		4- 1	
0- 3	0- 1		0- 2		NEUTRAL	0- 0		0- 0		0- 0	
8- 7	0- 1		0- 2		NON-CONFERENCE	2- 2		2- 1		4- 1	
3- 1	0- 0		0- 0		HOME	1- 1		2- 0		0- 0	
5- 3	0- 0		0- 0		AWAY	1- 1		0- 1		4- 1	
0- 3	0- 1		0- 2		NEUTRAL	0- 0		0- 0		0- 0	
0- 1	0- 0		0- 0		CONFERENCE	0- 1		0- 0		0- 0	
0- 1	0- 0		0- 0		HOME	0- 1		0- 0		0- 0	
0- 0	0- 0		0- 0		AWAY	0- 0		0- 0		0- 0	
0- 0	0- 0		0- 0		NEUTRAL	0- 0		0- 0		0- 0	

RPI 1-25				RPI 26-50				RPI 51-100				Team's RPI: 84	RPI 101+			
RPI	S	Opponent	Score	RPI	S	Opponent	Score	RPI	S	Opponent	Score		RPI	S	Opponent	Score
9	N	Syracuse	61 92	39	N	Kansas St.	61 80	53	A	Villanova	46 67		116	A	Penn St.	71 79
				42	N	DePaul	67 82	64	H	Quinnipiac	54 42		135	H	Marist	60 57
								75	H	Seton Hall	66 70		142	H	Davidson	65 57
								94	H	Penn	60 66		188	A	George Washington	49 64
								97	A	Hartford	75 38		203	A	Rider	89 65
													247	A	Monmouth	79 47
													276	A	St. Francis Brooklyn	83 64
													308	A	New Hampshire	90 42
-----																
LAST 12 Division I GAMES:																
135	H	Marist	60 57	94	H	Penn	60 66									
247	A	Monmouth	79 47	308	A	New Hampshire	90 42									
64	H	Quinnipiac	54 42	97	A	Hartford	75 38									
142	H	Davidson	65 57	276	A	St. Francis Brooklyn	83 64									
53	A	Villanova	46 67	9	N	Syracuse	61 92									
39	N	Kansas St.	61 80	42	N	DePaul	67 82									

Non-Div I Games:

Princeton

Average RPI Win:	171	WON-LOST	WINNING	LAST 10	STRENGTH OF	OPP. STRENGTH	TEAM	ADJ.	CONF.	ADJ CONF.
Average RPI Loss:	77	RECORD	PCT. RANK	GAMES	SCHEDULE	OF SCHEDULE	RPI	RPI	RPI	RPI
DIV. I ONLY	12- 8	118	6-4	79	77	86	86	5	5	
DIV. I NON-CONF.	8- 4	91	1- 0	206	157	132	132	4	4	
-----										
TOTALS	RPI 1-25	RPI 26-50	W-L RECORDS	RPI 51-100	RPI 101-150	RPI 150+				
12- 8	1- 1	0- 1	OVERALL	2- 4	2- 1	7- 1				
8- 3	1- 0	0- 0	HOME	1- 3	1- 0	5- 0				
3- 5	0- 1	0- 1	AWAY	1- 1	1- 1	1- 1				
1- 0	0- 0	0- 0	NEUTRAL	0- 0	0- 0	1- 0				
8- 4	0- 0	0- 0	NON-CONFERENCE	1- 2	1- 1	6- 1				
5- 2	0- 0	0- 0	HOME	0- 2	1- 0	4- 0				
2- 2	0- 0	0- 0	AWAY	1- 0	0- 1	1- 1				
1- 0	0- 0	0- 0	NEUTRAL	0- 0	0- 0	1- 0				
4- 4	1- 1	0- 1	CONFERENCE	1- 2	1- 0	1- 0				
3- 1	1- 0	0- 0	HOME	1- 1	0- 0	1- 0				
1- 3	0- 1	0- 1	AWAY	0- 1	1- 0	0- 0				
0- 0	0- 0	0- 0	NEUTRAL	0- 0	0- 0	0- 0				

RPI 1-25				RPI 26-50				RPI 51-100				Team's RPI : 86				RPI 101+			
RPI	S	Opponent	Score	RPI	S	Opponent	Score	RPI	S	Opponent	Score	RPI	S	Opponent	Score	RPI	S	Opponent	Score
15	A	Marquette	46 85	42	A	DePaul	62 88	53	H	Villanova	67 61	107	A	St. John's (NY)	67 66				
21	H	Butler	74 68					57	H	Northeastern	59 65	109	H	Yale	59 42				
								64	H	Quinnipiac	44 48	116	A	Penn St.	72 74				
								75	A	Seton Hall	73 79	159	H	Pepperdine	66 47				
								78	A	Boston College	61 57	164	A	Rhode Island	65 72				
								83	H	Georgetown	52 68	175	H	Xavier	71 58				
												211	H	Sacred Heart	62 52				
												279	H	La Salle	77 47				
												280	N	Bryant	72 64				
												281	H	Northern Ky.	48 43				
												294	A	UMass Lowell	71 47				
LAST 12 Division I GAMES:																			
107	A	St. John's (NY)	67 66	280	N	Bryant	72 64	175	H	Xavier	71 58								
53	H	Villanova	67 61	21	H	Butler	74 68	75	A	Seton Hall	73 79								
83	H	Georgetown	52 68	15	A	Marquette	46 85	281	H	Northern Ky.	48 43								
42	A	DePaul	62 88	279	H	La Salle	77 47	159	H	Pepperdine	66 47								

Non-Div I Games:

Providence

Average RPI Win: 141

Average RPI Loss: 58

WON-LOST  
RECORDWINNING  
PCT. RANKLAST 10  
GAMESSTRENGTH OF  
SCHEDULEOPP. STRENGTH  
OF SCHEDULETEAM  
RPIADJ.  
RPICONF.  
RPIADJ CONF.  
RPIDIV. I ONLY  
DIV. I NON-CONF.14- 6  
9- 475  
857-3  
0- 029  
6554  
10635  
6535  
654  
54  
5

TOTALS

RPI 1-25

RPI 26-50

W-L RECORDS

RPI 51-100

RPI 101-150

RPI 150+

14- 6

1- 3

2- 1

OVERALL

3- 0

1- 1

7- 1

11- 1

1- 1

2- 0

HOME

2- 0

1- 0

5- 0

2- 3

0- 1

0- 1

AWAY

1- 0

0- 0

1- 1

1- 2

0- 1

0- 0

NEUTRAL

0- 0

0- 1

1- 0

9- 4

0- 2

1- 1

NON-CONFERENCE

1- 0

0- 1

7- 0

7- 1

0- 1

1- 0

HOME

1- 0

0- 0

5- 0

1- 1

0- 0

0- 1

AWAY

0- 0

0- 0

1- 0

1- 2

0- 1

0- 0

NEUTRAL

0- 0

0- 1

1- 0

5- 2

1- 1

1- 0

CONFERENCE

2- 0

1- 0

0- 1

4- 0

1- 0

1- 0

HOME

1- 0

1- 0

0- 0

1- 2

0- 1

0- 0

AWAY

1- 0

0- 0

0- 1

0- 0

0- 0

0- 0

NEUTRAL

0- 0

0- 0

0- 0

RPI 1-25

RPI 26-50

Team's RPI: 35

RPI 51-100

RPI 101+

RPI	S	Opponent	Score
8	N	UConn	40 86
10	H	Iowa	62 57
16	A	Rutgers	63 65
18	H	South Carolina	73 82

RPI	S	Opponent	Score
27	H	Miami (FL)	74 63
29	H	Indiana	56 53
34	A	Ohio	73 80

RPI	S	Opponent	Score
59	H	Michigan	71 70
66	H	Harvard	66 65
80	A	Northwestern	57 54

RPI	S	Opponent	Score
101	H	Ohio St.	60 42
107	N	St. John's (NY)	62 68
162	A	Wisconsin	69 76
171	H	Bradley	74 61
176	A	Ball St.	80 38
193	N	Ole Miss	70 59
226	H	Loyola Chicago	65 41
241	H	Western Ill.	81 60
255	H	Albany (NY)	53 41
337	H	Purdue Fort Wayne	78 44

LAST 12 Division I GAMES:

59	H	Michigan	71 70	29	H	Indiana	56 53
162	A	Wisconsin	69 76	16	A	Rutgers	63 65
101	H	Ohio St.	60 42	80	A	Northwestern	57 54
171	H	Bradley	74 61	10	H	Iowa	62 57
255	H	Albany (NY)	53 41	226	H	Loyola Chicago	65 41
18	H	South Carolina	73 82	34	A	Ohio	73 80

Non-Div I Games:

Purdue

Loss, 
Non-Conf, 
S Site, 
H Home
A Away 
N Neutral



Average RPI Win:	344	WON-LOST	WINNING	LAST 10	STRENGTH OF	OPP. STRENGTH	TEAM	ADJ.	CONF.	ADJ CONF.
Average RPI Loss:	192	RECORD	PCT. RANK	GAMES	SCHEDULE	OF SCHEDULE	RPI	RPI	RPI	RPI

DIV. I ONLY	1- 14	340	1-9	275	264	337	337	18	18
DIV. I NON-CONF.	1- 8	322	0- 0	300	330	342	342	16	16
TOTALS	RPI 1-25	RPI 26-50	W-L RECORDS	RPI 51-100	RPI 101-150	RPI 150+			
1- 14	0- 0	0- 3	OVERALL	0- 0	0- 0	1- 11			
0- 5	0- 0	0- 1	HOME	0- 0	0- 0	0- 4			
1- 9	0- 0	0- 2	AWAY	0- 0	0- 0	1- 7			
0- 0	0- 0	0- 0	NEUTRAL	0- 0	0- 0	0- 0			
1- 8	0- 0	0- 1	NON-CONFERENCE	0- 0	0- 0	1- 7			
0- 3	0- 0	0- 0	HOME	0- 0	0- 0	0- 3			
1- 5	0- 0	0- 1	AWAY	0- 0	0- 0	1- 4			
0- 0	0- 0	0- 0	NEUTRAL	0- 0	0- 0	0- 0			
0- 6	0- 0	0- 2	CONFERENCE	0- 0	0- 0	0- 4			
0- 2	0- 0	0- 1	HOME	0- 0	0- 0	0- 1			
0- 4	0- 0	0- 1	AWAY	0- 0	0- 0	0- 3			
0- 0	0- 0	0- 0	NEUTRAL	0- 0	0- 0	0- 0			

RPI S Opponent	Score	RPI S Opponent	Score	RPI S Opponent	Score	RPI S Opponent	Score	Team's RPI: 337
26 A South Dakota	51 69	26 A South Dakota	51 69	170 H Oral Roberts	61 72	170 H Oral Roberts	61 72	
32 H South Dakota St.	52 85	32 H South Dakota St.	52 85	185 H Eastern Mi ch.	72 87	185 H Eastern Mi ch.	72 87	
35 A Purdue	44 78	35 A Purdue	44 78	186 A Mi l waukee	48 70	186 A Mi l waukee	48 70	
				201 H SIUE	49 57	201 H SIUE	49 57	
				224 A North Dakota	60 79	224 A North Dakota	60 79	
				226 A Loyol a Chi cago	67 81	226 A Loyol a Chi cago	67 81	
				241 A Western Ill.	59 73	241 A Western Ill.	59 73	
				254 A Eastern Ill.	63 72	254 A Eastern Ill.	63 72	
				290 A Western Mi ch.	61 69	290 A Western Mi ch.	61 69	
				302 A North Dakota St.	54 70	302 A North Dakota St.	54 70	
				309 H Valparaiso	64 68	309 H Valparaiso	64 68	
				344 A Evansville	72 66	344 A Evansville	72 66	
LAST 12 Division I GAMES:								
224 A North Dakota	60 79	241 A Western Ill.	59 73	224 A North Dakota	60 79	241 A Western Ill.	59 73	
302 A North Dakota St.	54 70	26 A South Dakota	51 69	302 A North Dakota St.	54 70	26 A South Dakota	51 69	
309 H Valparaiso	64 68	170 H Oral Roberts	61 72	309 H Valparaiso	64 68	170 H Oral Roberts	61 72	
185 H Eastern Mi ch.	72 87	32 H South Dakota St.	52 85	185 H Eastern Mi ch.	72 87	32 H South Dakota St.	52 85	
186 A Mi l waukee	48 70	201 H SIUE	49 57	186 A Mi l waukee	48 70	201 H SIUE	49 57	
226 A Loyol a Chi cago	67 81	344 A Evansville	72 66	226 A Loyol a Chi cago	67 81	344 A Evansville	72 66	

Non-Div I Games: Taylor (IN) 84 74 Goshen 86 45 Ind. -Kokomo 87 50



Average RPI Win: 239

Average RPI Loss: 124

WON-LOST  
RECORDWINNING  
PCT. RANKLAST 10  
GAMESSTRENGTH OF  
SCHEDULEOPP. STRENGTH  
OF SCHEDULETEAM  
RPIADJ.  
RPICONF.  
RPIADJ CONF.  
RPIDIV. I ONLY  
DIV. I NON-CONF.11- 6  
5- 590  
1628-2  
0- 0237  
129226  
109145  
128145  
12828  
2928  
29

TOTALS

RPI 1-25

RPI 26-50

W-L RECORDS

RPI 51-100

RPI 101-150

RPI 150+

11- 6

0- 1

0- 0

OVERALL

1- 2

2- 0

8- 3

6- 1

0- 0

0- 0

HOME

0- 0

1- 0

5- 1

4- 4

0- 1

0- 0

AWAY

1- 1

1- 0

2- 2

1- 1

0- 0

0- 0

NEUTRAL

0- 1

0- 0

1- 0

5- 5

0- 1

0- 0

NON-CONFERENCE

1- 2

1- 0

3- 2

2- 1

0- 0

0- 0

HOME

0- 0

0- 0

2- 1

2- 3

0- 1

0- 0

AWAY

1- 1

1- 0

0- 1

1- 1

0- 0

0- 0

NEUTRAL

0- 1

0- 0

1- 0

6- 1

0- 0

0- 0

CONFERENCE

0- 0

1- 0

5- 1

4- 0

0- 0

0- 0

HOME

0- 0

1- 0

3- 0

2- 1

0- 0

0- 0

AWAY

0- 0

0- 0

2- 1

0- 0

0- 0

0- 0

NEUTRAL

0- 0

0- 0

0- 0

RPI 1-25

RPI 26-50

RPI 51-100

RPI 101+

Team's RPI: 145

RPI	S	Opponent	Score
6	A	NC State	58 75

RPI	S	Opponent	Score
-----	---	----------	-------

RPI	S	Opponent	Score
73	A	Virginia Tech	44 55
74	N	Nebraska	39 77
98	A	Virginia	57 44

RPI	S	Opponent	Score
134	A	VCU	54 49
140	H	High Point	80 58
161	H	Morehead St.	72 79
192	A	Hampton	54 68
200	H	UNC Asheville	60 46
231	N	Temple	56 50
235	A	Mt. St. Mary's	77 89
236	H	ETSU	79 64
275	H	Winthrop	70 49
310	H	South Carolina St.	61 31
325	H	Presbyterian	59 49
334	A	Charleston So.	67 41
346	A	Longwood	68 34

LAST 12 Division I GAMES:

192	A	Hampton	54 68	325	H	Presbyterian	59 49
140	H	High Point	80 58	346	A	Longwood	68 34
200	H	UNC Asheville	60 46	334	A	Charleston So.	67 41
235	A	Mt. St. Mary's	77 89	275	H	Winthrop	70 49
134	A	VCU	54 49	98	A	Virginia	57 44
161	H	Morehead St.	72 79	73	A	Virginia Tech	44 55

Radford

Radford

Non-Div I Games:

Shepherd

60 46

Radford

Loss, Non-Conf, S Site, H Home A Away N Neutral

Average RPI Win:	215	WON-LOST	WINNING	LAST 10	STRENGTH OF	OPP. STRENGTH	TEAM	ADJ.	CONF.	ADJ CONF.
Average RPI Loss:	109	RECORD	PCT. RANK	GAMES	SCHEDULE	OF SCHEDULE	RPI	RPI	RPI	RPI
DIV. I ONLY	7- 10	222	2-8	87	179	164	164	17	17	
DIV. I NON-CONF.	5- 7	206	1- 0	40	195	136	136	17	17	
-----										
TOTALS	RPI 1-25	RPI 26-50	W-L RECORDS	RPI 51-100	RPI 101-150	RPI 150+				
7- 10	0- 1	0- 1	OVERALL	1- 3	0- 3	6- 2				
3- 5	0- 0	0- 0	HOME	1- 3	0- 1	2- 1				
4- 5	0- 1	0- 1	AWAY	0- 0	0- 2	4- 1				
0- 0	0- 0	0- 0	NEUTRAL	0- 0	0- 0	0- 0				
5- 7	0- 1	0- 1	NON-CONFERENCE	1- 3	0- 1	4- 1				
3- 3	0- 0	0- 0	HOME	1- 3	0- 0	2- 0				
2- 4	0- 1	0- 1	AWAY	0- 0	0- 1	2- 1				
0- 0	0- 0	0- 0	NEUTRAL	0- 0	0- 0	0- 0				
2- 3	0- 0	0- 0	CONFERENCE	0- 0	0- 2	2- 1				
0- 2	0- 0	0- 0	HOME	0- 0	0- 1	0- 1				
2- 1	0- 0	0- 0	AWAY	0- 0	0- 1	2- 0				
0- 0	0- 0	0- 0	NEUTRAL	0- 0	0- 0	0- 0				

RPI 1-25				RPI 26-50				RPI 51-100				RPI 101+				Team's RPI: 164
RPI	S	Opponent	Score	RPI	S	Opponent	Score	RPI	S	Opponent	Score	RPI	S	Opponent	Score	
24	A	Kentucky	52 75	38	A	Clemson	67 80	66	H	Harvard	47 80	108	A	Minnesota	71 91	
								78	H	Boston College	64 88	134	A	VCU	39 74	
								86	H	Providence	72 65	142	H	Davidson	67 77	
								97	H	Hartford	51 65	188	H	George Washington	59 64	
												198	A	Saint Louis	68 56	
												206	H	Brown	72 67	
												215	A	Holy Cross	65 73	
												224	H	North Dakota	77 63	
												243	A	Robert Morris	46 41	
												269	A	Vermont	61 58	
												278	A	Richmond	66 60	
LAST 12 Division I GAMES:																
188	H	George Washington	59 64	206	H	Brown	72 67									
278	A	Richmond	66 60	134	A	VCU	39 74									
66	H	Harvard	47 80	198	A	Saint Louis	68 56									
108	A	Minnesota	71 91	142	H	Davidson	67 77									
97	H	Hartford	51 65	24	A	Kentucky	52 75									
38	A	Clemson	67 80	86	H	Providence	72 65									

Non-Div I Games:

Rhode Island

Average RPI Win:	224	WON-LOST	WINNING	LAST 10	STRENGTH OF	OPP. STRENGTH	TEAM	ADJ.	CONF.	ADJ CONF.
Average RPI Loss:	45	RECORD	PCT. RANK	GAMES	SCHEDULE	OF SCHEDULE	RPI	RPI	RPI	RPI
DIV. I ONLY	14- 3	27	9-1	319	57	103	103	16	16	
DIV. I NON-CONF.	9- 3	61	0- 0	314	43	118	118	18	18	
-----										
TOTALS	RPI 1-25	RPI 26-50	W-L RECORDS	RPI 51-100	RPI 101-150	RPI 150+				
14- 3	0- 0	0- 2	OVERALL	1- 1	1- 0	12- 0				
8- 0	0- 0	0- 0	HOME	0- 0	0- 0	8- 0				
5- 2	0- 0	0- 1	AWAY	1- 1	1- 0	3- 0				
1- 1	0- 0	0- 1	NEUTRAL	0- 0	0- 0	1- 0				
9- 3	0- 0	0- 2	NON-CONFERENCE	1- 1	0- 0	8- 0				
5- 0	0- 0	0- 0	HOME	0- 0	0- 0	5- 0				
3- 2	0- 0	0- 1	AWAY	1- 1	0- 0	2- 0				
1- 1	0- 0	0- 1	NEUTRAL	0- 0	0- 0	1- 0				
5- 0	0- 0	0- 0	CONFERENCE	0- 0	1- 0	4- 0				
3- 0	0- 0	0- 0	HOME	0- 0	0- 0	3- 0				
2- 0	0- 0	0- 0	AWAY	0- 0	1- 0	1- 0				
0- 0	0- 0	0- 0	NEUTRAL	0- 0	0- 0	0- 0				

RPI	S	Opponent	Score	RPI	S	Opponent	Score	RPI	S	Opponent	Score	RPI	S	Opponent	Score	Team's RPI: 103
31	A	Texas A&M	54 65	58	A	UCLA	50 59	132	A	Louisiana Tech	61 51	178	H	Georgia St.	66 49	
47	N	North Carolina	50 71	95	A	Little Rock	79 65	189	H	North Texas	64 52	204	N	Coastal Caro.	56 52	
								205	H	SMU	66 52	207	A	Southern Miss.	58 47	
								212	A	Prairie View	68 58	250	H	Texas Southern	76 71	
								256	H	UTSA	85 54	267	H	UTEP	76 42	
								305	A	Incarnate Word	74 63	312	H	New Orleans	67 56	
								321	H	McNeese	93 65					
LAST 12 Division I GAMES:																
207	A	Southern Miss.	58 47	189	H	North Texas	64 52	267	H	UTEP	76 42	256	H	UTSA	85 54	
305	A	Incarnate Word	74 63	267	H	UTEP	76 42	312	H	New Orleans	67 56	321	H	McNeese	93 65	
204	N	Coastal Caro.	56 52	256	H	UTSA	85 54									
47	N	North Carolina	50 71	132	A	Louisiana Tech	61 51									
205	H	SMU	66 52	312	H	New Orleans	67 56									
212	A	Prairie View	68 58	321	H	McNeese	93 65									

Non-Div I Games:

Rice

Average RPI Win:	263	WON-LOST	WINNING	LAST 10	STRENGTH OF	OPP. STRENGTH	TEAM	ADJ.	CONF.	ADJ CONF.
Average RPI Loss:	132	RECORD	PCT. RANK	GAMES	SCHEDULE	OF SCHEDULE	RPI	RPI	RPI	RPI
DIV. I ONLY	4- 15	307	2-8	131	168	278	278	17	17	
DIV. I NON-CONF.	3- 10	278	0- 0	124	139	273	273	17	17	
-----										
TOTALS	RPI 1-25	RPI 26-50	W-L RECORDS	RPI 51-100	RPI 101-150	RPI 150+				
4- 15	0- 1	0- 1	OVERALL	0- 3	0- 7	4- 3				
4- 6	0- 0	0- 1	HOME	0- 1	0- 2	4- 2				
0- 8	0- 1	0- 0	AWAY	0- 1	0- 5	0- 1				
0- 1	0- 0	0- 0	NEUTRAL	0- 1	0- 0	0- 0				
3- 10	0- 1	0- 1	NON-CONFERENCE	0- 3	0- 3	3- 2				
3- 4	0- 0	0- 1	HOME	0- 1	0- 1	3- 1				
0- 5	0- 1	0- 0	AWAY	0- 1	0- 2	0- 1				
0- 1	0- 0	0- 0	NEUTRAL	0- 1	0- 0	0- 0				
1- 5	0- 0	0- 0	CONFERENCE	0- 0	0- 4	1- 1				
1- 2	0- 0	0- 0	HOME	0- 0	0- 1	1- 1				
0- 3	0- 0	0- 0	AWAY	0- 0	0- 3	0- 0				
0- 0	0- 0	0- 0	NEUTRAL	0- 0	0- 0	0- 0				

RPI	S	Opponent	Score	RPI	S	Opponent	Score	RPI	S	Opponent	Score	RPI	S	Opponent	Score	Team's RPI: 278
17	A	UCF	48 70	34	H	Ohio	58 109	64	A	Quinnipiac	48 65	114	A	Wake Forest	48 62	
								73	N	Virginia Tech	57 85	123	H	Drexel	35 58	
								83	H	Georgetown	53 73	134	H	VCU	43 68	
												137	A	Fordham	48 60	
												142	A	Davidson	55 78	
												149	A	William & Mary	55 65	
												150	A	Duquesne	54 80	
												164	H	Rhode Island	60 66	
												219	H	UMES	57 55	
												223	H	Howard	67 60	
												283	A	Fla. Atlantic	55 69	
												288	H	Saint Joseph's	46 45	
												314	H	Fairfield	40 58	
												322	H	UNC Greensboro	59 48	
LAST 12 Division I GAMES:																
137	A	Fordham	48 60	288	H	Saint Joseph's	46 45	150	A	Duquesne	54 80					
164	H	Rhode Island	60 66	142	A	Davidson	55 78	134	H	VCU	43 68					
322	H	UNC Greensboro	59 48	223	H	Howard	67 60	149	A	William & Mary	55 65					
123	H	Drexel	35 58													
34	H	Ohio	58 109													
64	A	Quinnipiac	48 65													

Non-Div I Games:

Richmond

Average RPI Win:	287	WON-LOST	WINNING	LAST 10	STRENGTH OF	OPP. STRENGTH	TEAM	ADJ.	CONF.	ADJ CONF.
Average RPI Loss:	143	RECORD	PCT. RANK	GAMES	SCHEDULE	OF SCHEDULE	RPI	RPI	RPI	RPI
DIV. I ONLY	10- 7	123	7-3	311	244	203	203	27	27	
DIV. I NON-CONF.	4- 7	228	0- 1	224	217	245	245	28	28	
-----										
TOTALS	RPI 1-25	RPI 26-50	W-L RECORDS	RPI 51-100	RPI 101-150	RPI 150+				
10- 7	0- 0	0- 0	OVERALL	0- 4	0- 0	10- 3				
4- 3	0- 0	0- 0	HOME	0- 2	0- 0	4- 1				
6- 3	0- 0	0- 0	AWAY	0- 1	0- 0	6- 2				
0- 1	0- 0	0- 0	NEUTRAL	0- 1	0- 0	0- 0				
4- 7	0- 0	0- 0	NON-CONFERENCE	0- 4	0- 0	4- 3				
2- 3	0- 0	0- 0	HOME	0- 2	0- 0	2- 1				
2- 3	0- 0	0- 0	AWAY	0- 1	0- 0	2- 2				
0- 1	0- 0	0- 0	NEUTRAL	0- 1	0- 0	0- 0				
6- 0	0- 0	0- 0	CONFERENCE	0- 0	0- 0	6- 0				
2- 0	0- 0	0- 0	HOME	0- 0	0- 0	2- 0				
4- 0	0- 0	0- 0	AWAY	0- 0	0- 0	4- 0				
0- 0	0- 0	0- 0	NEUTRAL	0- 0	0- 0	0- 0				

RPI 1-25				RPI 26-50				RPI 51-100				RPI 101+				Team's RPI: 203
RPI	S	Opponent	Score	RPI	S	Opponent	Score	RPI	S	Opponent	Score	RPI	S	Opponent	Score	
								61	A	Bucknell	59 80	209	H	Navy	60 66	
								78	N	Boston College	61 112	215	A	Holy Cross	61 71	
								83	H	Georgetown	49 79	232	A	Binghamton	62 57	
								84	H	Princeton	65 89	235	H	Mt. St. Mary's	85 67	
												247	A	Monmouth	55 43	
												263	A	Siena	55 52	
												269	A	Vermont	49 54	
												288	A	Saint Joseph's	56 54	
												303	H	Saint Peter's	60 38	
												314	H	Fairfield	62 59	
												319	H	NJIT	67 46	
												331	A	Iona	66 58	
												340	A	Manhattan	73 63	
-----																
LAST 12 Division I GAMES:																
263	A	Siena	55 52	78	N	Boston College	61 112	340	A	Manhattan	73 63					
247	A	Monmouth	55 43	303	H	Saint Peter's	60 38	331	A	Iona	66 58					
314	H	Fairfield	62 59	61	A	Bucknell	59 80	209	H	Navy	60 66					
83	H	Georgetown	49 79	232	A	Binghamton	62 57	319	H	NJIT	67 46					

Non-Div I Games:

Rider

Average RPI Win:	301	WON-LOST	WINNING	LAST 10	STRENGTH OF	OPP. STRENGTH	TEAM	ADJ.	CONF.	ADJ CONF.
Average RPI Loss:	127	RECORD	PCT. RANK	GAMES	SCHEDULE	OF SCHEDULE	RPI	RPI	RPI	RPI
DIV. I ONLY	8- 8	165	8-2	316	245	243	243	31	31	
DIV. I NON-CONF.	2- 8	293	0- 1	254	89	316	316	31	31	
-----										
TOTALS	RPI 1-25	RPI 26-50	W-L RECORDS	RPI 51-100	RPI 101-150	RPI 150+				
8- 8	0- 1	0- 0	OVERALL	0- 2	0- 2	8- 3				
4- 3	0- 0	0- 0	HOME	0- 2	0- 0	4- 1				
4- 4	0- 1	0- 0	AWAY	0- 0	0- 2	4- 1				
0- 1	0- 0	0- 0	NEUTRAL	0- 0	0- 0	0- 1				
2- 8	0- 1	0- 0	NON-CONFERENCE	0- 2	0- 2	2- 3				
2- 3	0- 0	0- 0	HOME	0- 2	0- 0	2- 1				
0- 4	0- 1	0- 0	AWAY	0- 0	0- 2	0- 1				
0- 1	0- 0	0- 0	NEUTRAL	0- 0	0- 0	0- 1				
6- 0	0- 0	0- 0	CONFERENCE	0- 0	0- 0	6- 0				
2- 0	0- 0	0- 0	HOME	0- 0	0- 0	2- 0				
4- 0	0- 0	0- 0	AWAY	0- 0	0- 0	4- 0				
0- 0	0- 0	0- 0	NEUTRAL	0- 0	0- 0	0- 0				

RPI 1-25				RPI 26-50				RPI 51-100				RPI 101+				Team's RPI: 243
RPI	S	Opponent	Score	RPI	S	Opponent	Score	RPI	S	Opponent	Score	RPI	S	Opponent	Score	
10	A	Iowa	63 92					55	H	James Madison	36 59	124	A	Youngstown St.	59 69	
								91	H	Kent St.	46 54	131	A	Loyola Marymount	53 61	
												164	H	Rhode Island	41 46	
												205	N	SMU	55 60	
												234	A	Bowling Green	60 61	
												235	H	Mt. St. Mary's	70 58	
												276	A	St. Francis Brooklyn	75 56	
												279	H	La Salle	67 39	
												280	A	Bryant	60 57	
												292	A	Central Conn. St.	64 57	
												347	H	Fairleigh Dickinson	71 49	
												349	H	Delaware St.	64 63	
												351	A	LIU Brooklyn	89 37	
-----																
LAST 12 Division I GAMES:																
276	A	St. Francis Brooklyn	75 56	131	A	Loyola Marymount	53 61									
347	H	Fairleigh Dickinson	71 49	292	A	Central Conn. St.	64 57									
235	H	Mt. St. Mary's	70 58	280	A	Bryant	60 57									
55	H	James Madison	36 59	351	A	LIU Brooklyn	89 37									
349	H	Delaware St.	64 63	10	A	Iowa	63 92									
91	H	Kent St.	46 54	205	N	SMU	55 60									

Non-Div I Games: Pitt.-Johnstown 73 53

Robert Morris



Average RPI Win: 137

Average RPI Loss: 27

WON-LOST  
RECORDWINNING  
PCT. RANKLAST 10  
GAMESSTRENGTH OF  
SCHEDULEOPP. STRENGTH  
OF SCHEDULETEAM  
RPIADJ.  
RPICONF.  
RPIADJ CONF.  
RPIDIV. I ONLY  
DIV. I NON-CONF.15- 4  
8- 334  
729-1  
1- 131  
9329  
6916  
5416  
544  
54  
5

TOTALS

RPI 1-25

RPI 26-50

W-L RECORDS

RPI 51-100

RPI 101-150

RPI 150+

15- 4

1- 3

3- 0

OVERALL

3- 1

1- 0

7- 0

10- 0

0- 0

3- 0

HOME

1- 0

1- 0

5- 0

4- 2

1- 1

0- 0

AWAY

2- 1

0- 0

1- 0

1- 2

0- 2

0- 0

NEUTRAL

0- 0

0- 0

1- 0

8- 3

0- 2

1- 0

NON-CONFERENCE

1- 1

0- 0

6- 0

6- 0

0- 0

1- 0

HOME

0- 0

0- 0

5- 0

1- 1

0- 0

0- 0

AWAY

1- 1

0- 0

0- 0

1- 2

0- 2

0- 0

NEUTRAL

0- 0

0- 0

1- 0

7- 1

1- 1

2- 0

CONFERENCE

2- 0

1- 0

1- 0

4- 0

0- 0

2- 0

HOME

1- 0

1- 0

0- 0

3- 1

1- 1

0- 0

AWAY

1- 0

0- 0

1- 0

0- 0

0- 0

0- 0

NEUTRAL

0- 0

0- 0

0- 0

RPI 1-25

Team's RPI: 16

RPI 26-50

RPI 51-100

RPI 101+

RPI	S	Opponent	Score
10	A	Iowa	66 72
11	N	Gonzaga	40 57
12	N	Drake	59 69
25	A	Maryland	73 65

RPI	S	Opponent	Score
28	H	Michigan St.	76 62
35	H	Purdue	65 63
48	H	LSU	57 43

RPI	S	Opponent	Score
66	A	Harvard	60 49
73	A	Virginia Tech	51 67
74	A	Nebraska	62 56
80	H	Northwestern	45 41

RPI	S	Opponent	Score
116	H	Penn St.	74 61
166	A	Illinois	71 60
167	H	Stony Brook	61 47
206	H	Brown	73 52
236	N	ETSU	68 44
255	H	Albany (NY)	65 39
257	H	Saint Francis (PA)	96 52
292	H	Central Conn. St.	73 44

LAST 12 Division I GAMES:

35	H	Purdue	65 63	236	N	ETSU	68 44
74	A	Nebraska	62 56	11	N	Gonzaga	40 57
166	A	Illinois	71 60	10	A	Iowa	66 72
116	H	Penn St.	74 61	28	H	Michigan St.	76 62
206	H	Brown	73 52	80	H	Northwestern	45 41
25	A	Maryland	73 65	48	H	LSU	57 43

R  
u  
t  
g  
e  
r  
sR  
u  
t  
g  
e  
r  
s

Non-Div I Games:

Rutgers

Loss, 
Non-Conf, S Site, 
H Home
A Away 
N Neutral

Average RPI	Win:	226	WON-LOST	WINNING	LAST 10	STRENGTH OF	OPP. STRENGTH	TEAM	ADJ.	CONF.	ADJ CONF.
Average RPI	Loss:	76	RECORD	PCT. RANK	GAMES	SCHEDULE	OF SCHEDULE	RPI	RPI	RPI	RPI
DIV. I ONLY		12- 3		31	9-1	214	235	76	76	26	26
DIV. I NON-CONF.		6- 3		91	0- 1	88	178	61	61	22	22
-----											
TOTALS	RPI 1-25		RPI 26-50		W-L RECORDS	RPI 51-100		RPI 101-150		RPI 150+	
12- 3	0- 0		0- 2		OVERALL	0- 0		3- 0		9- 1	
8- 0	0- 0		0- 0		HOME	0- 0		3- 0		5- 0	
3- 3	0- 0		0- 2		AWAY	0- 0		0- 0		3- 1	
1- 0	0- 0		0- 0		NEUTRAL	0- 0		0- 0		1- 0	
6- 3	0- 0		0- 2		NON-CONFERENCE	0- 0		3- 0		3- 1	
5- 0	0- 0		0- 0		HOME	0- 0		3- 0		2- 0	
0- 3	0- 0		0- 2		AWAY	0- 0		0- 0		0- 1	
1- 0	0- 0		0- 0		NEUTRAL	0- 0		0- 0		1- 0	
6- 0	0- 0		0- 0		CONFERENCE	0- 0		0- 0		6- 0	
3- 0	0- 0		0- 0		HOME	0- 0		0- 0		3- 0	
3- 0	0- 0		0- 0		AWAY	0- 0		0- 0		3- 0	
0- 0	0- 0		0- 0		NEUTRAL	0- 0		0- 0		0- 0	

S  
F  
A

RPI 1-25				RPI 26-50				RPI 51-100				Team's RPI: 76				RPI 101+			
RPI	S	Opponent	Score	RPI	S	Opponent	Score	RPI	S	Opponent	Score	RPI	S	Opponent	Score	RPI	S	Opponent	Score
				27	A	Miami (FL)	60 81									109	H	Yale	67 57
				43	A	New Mexico	33 74									130	H	Tulsa	76 34
																148	H	Montana St.	60 53
																158	A	Texas Tech	69 77
																172	A	Abilene Christian	71 55
																192	N	Hampton	70 68
																202	H	Nicholls St.	70 62
																238	A	Southeastern La.	62 51
																250	H	Texas Southern	74 55
																305	A	Incarnate Word	66 56
																312	H	New Orleans	97 38
																318	H	Morgan St.	69 42
																330	H	Northwestern St.	84 56
LAST 12 Division I GAMES:																			
				312	H	New Orleans	97 38	43	A	New Mexico	33 74					109	H	Yale	67 57
				330	H	Northwestern St.	84 56									172	A	Abilene Christian	71 55
				202	H	Nicholls St.	70 62									305	A	Incarnate Word	66 56
				238	A	Southeastern La.	62 51									148	H	Montana St.	60 53
				192	N	Hampton	70 68									158	A	Texas Tech	69 77
				250	H	Texas Southern	74 55												

S  
F  
A

Non-Div I Games: Wiley 97 38 Cameron 86 59 Our Lady of the Lake 77

SFA

SIUE				Through Games Of Jan. 23, 2019																
Average RPI Win:		282	WON-LOST		WINNING		LAST 10		STRENGTH OF		OPP. STRENGTH		TEAM		ADJ.		CONF.		ADJ CONF.	
Average RPI Loss:		154	RECORD		PCT. RANK		GAMES		SCHEDULE		OF SCHEDULE		RPI		RPI		RPI		RPI	
DIV. I ONLY			8- 8		165		5-5		292		277		201		201		22		22	
DIV. I NON-CONF.			4- 6		212		0- 0		312		254		241		241		20		20	
TOTALS		RPI 1-25		RPI 26-50		W-L RECORDS		RPI 51-100		RPI 101-150		RPI 150+								
8- 8		0- 0		0- 1		OVERALL		0- 1		0- 1		8- 5								
3- 1		0- 0		0- 0		HOME		0- 0		0- 0		3- 1								
5- 6		0- 0		0- 1		AWAY		0- 0		0- 1		5- 4								
0- 1		0- 0		0- 0		NEUTRAL		0- 1		0- 0		0- 0								
4- 6		0- 0		0- 1		NON-CONFERENCE		0- 1		0- 0		4- 4								
1- 0		0- 0		0- 0		HOME		0- 0		0- 0		1- 0								
3- 5		0- 0		0- 1		AWAY		0- 0		0- 0		3- 4								
0- 1		0- 0		0- 0		NEUTRAL		0- 1		0- 0		0- 0								
4- 2		0- 0		0- 0		CONFERENCE		0- 0		0- 1		4- 1								
2- 1		0- 0		0- 0		HOME		0- 0		0- 0		2- 1								
2- 1		0- 0		0- 0		AWAY		0- 0		0- 1		2- 0								
0- 0		0- 0		0- 0		NEUTRAL		0- 0		0- 0		0- 0								

RPI 1-25				RPI 26-50				RPI 51-100				RPI 101+ Team's RPI: 201			
RPI	S	Opponent	Score	RPI	S	Opponent	Score	RPI	S	Opponent	Score	RPI	S	Opponent	Score
				36	A	Missouri	36 59	90	N	Missouri St.	65 68	104	A	Tennessee Tech	55 79
												166	A	Illinois	57 74
												182	H	Illinois St.	68 61
												194	A	UMKC	75 80
												195	A	Jacksonville St.	51 47
												198	A	Saint Louis	56 63
												220	H	Southeast Mo. St.	52 62
												226	A	Loyola Chicago	43 56
												254	A	Eastern Ill.	65 56
												284	H	Murray St.	71 54
												315	H	Austin Peay	69 68
												337	A	Purdue Fort Wayne	57 49
												343	A	Chicago St.	82 66
												344	A	Evansville	54 45
LAST 12 Division I GAMES:															
254	A	Eastern Ill.	65 56	284	H	Murray St.	71 54								
220	H	Southeast Mo. St.	52 62	315	H	Austin Peay	69 68								
90	N	Missouri St.	65 68	195	A	Jacksonville St.	51 47								
194	A	UMKC	75 80	104	A	Tennessee Tech	55 79								
166	A	Illinois	57 74	226	A	Loyola Chicago	43 56								
343	A	Chicago St.	82 66	198	A	Saint Louis	56 63								

Non-Div I Games: McKendree 64 63

SIUE

■ Loss, 
 ■ Non-Conf, 
 ■ Site, 
 ■ Home 
 ■ Away 
 N Neutral

S  
M  
U

S  
M  
U

SMU

Average RPI	Win:	227	WON-LOST	WINNING	LAST 10	STRENGTH OF	OPP. STRENGTH	TEAM	ADJ.	CONF.	ADJ CONF.
Average RPI	Loss:	135	RECORD	PCT. RANK	GAMES	SCHEDULE	OF SCHEDULE	RPI	RPI	RPI	RPI
DIV. I ONLY		5- 8		240	3-7	167	197	239	239	15	15
DIV. I NON-CONF.		3- 4		199	1- 0	135	258	213	213	12	12
-----											
TOTALS	RPI 1-25		RPI 26-50		W-L RECORDS	RPI 51-100		RPI 101-150		RPI 150+	
5- 8	0- 0		0- 1		OVERALL	0- 1		0- 4		5- 2	
3- 4	0- 0		0- 0		HOME	0- 1		0- 2		3- 1	
0- 3	0- 0		0- 1		AWAY	0- 0		0- 2		0- 0	
2- 1	0- 0		0- 0		NEUTRAL	0- 0		0- 0		2- 1	
3- 4	0- 0		0- 1		NON-CONFERENCE	0- 1		0- 0		3- 2	
1- 2	0- 0		0- 0		HOME	0- 1		0- 0		1- 1	
0- 1	0- 0		0- 1		AWAY	0- 0		0- 0		0- 0	
2- 1	0- 0		0- 0		NEUTRAL	0- 0		0- 0		2- 1	
2- 4	0- 0		0- 0		CONFERENCE	0- 0		0- 4		2- 0	
2- 2	0- 0		0- 0		HOME	0- 0		0- 2		2- 0	
0- 2	0- 0		0- 0		AWAY	0- 0		0- 2		0- 0	
0- 0	0- 0		0- 0		NEUTRAL	0- 0		0- 0		0- 0	

RPI 1-25				RPI 26-50				RPI 51-100				RPI 101+				Team's RPI: 239
RPI	S	Opponent	Score	RPI	S	Opponent	Score	RPI	S	Opponent	Score	RPI	S	Opponent	Score	
				43	A	New Mexico	53 85	100	H	UC Davis	60 109	112	A	Northern Colo.	69 82	
												118	A	Idaho St.	43 73	
												146	H	Montana	86 88	
												148	H	Montana St.	53 69	
												159	N	Pepperdine	97 113	
												166	N	Illinois	109 107	
												192	N	Hampton	65 61	
												210	H	Southern Utah	77 76	
												253	H	San Francisco	75 86	
												260	H	Northern Ariz.	65 61	
												307	H	Cal Poly	88 85	
LAST 12 Division I GAMES:																
				148	H	Montana St.	53 69	192	N	Hampton	65 61					
				146	H	Montana	86 88	210	H	Southern Utah	77 76					
				112	A	Northern Colo.	69 82	260	H	Northern Ariz.	65 61					
				43	A	New Mexico	53 85	118	A	Idaho St.	43 73					
				100	H	UC Davis	60 109	166	N	Illinois	109 107					
				253	H	San Francisco	75 86	159	N	Pepperdine	97 113					

Non-Div I Games: Antelope Valley 86 80

Sacramento St.

Average RPI Win:	300	WON-LOST	WINNING	LAST 10	STRENGTH OF	OPP. STRENGTH	TEAM	ADJ.	CONF.	ADJ CONF.
Average RPI Loss:	161	RECORD	PCT. RANK	GAMES	SCHEDULE	OF SCHEDULE	RPI	RPI	RPI	RPI
DIV. I ONLY	10- 7	123	7-3	315	308	211	211	31	31	
DIV. I NON-CONF.	4- 7	228	0- 0	250	256	240	240	31	31	
-----										
TOTALS	RPI 1-25	RPI 26-50	W-L RECORDS	RPI 51-100	RPI 101-150	RPI 150+				
10- 7	0- 1	0- 0	OVERALL	0- 1	0- 1	10- 4				
5- 3	0- 0	0- 0	HOME	0- 0	0- 0	5- 3				
5- 4	0- 1	0- 0	AWAY	0- 1	0- 1	5- 1				
0- 0	0- 0	0- 0	NEUTRAL	0- 0	0- 0	0- 0				
4- 7	0- 1	0- 0	NON-CONFERENCE	0- 1	0- 1	4- 4				
1- 3	0- 0	0- 0	HOME	0- 0	0- 0	1- 3				
3- 4	0- 1	0- 0	AWAY	0- 1	0- 1	3- 1				
0- 0	0- 0	0- 0	NEUTRAL	0- 0	0- 0	0- 0				
6- 0	0- 0	0- 0	CONFERENCE	0- 0	0- 0	6- 0				
4- 0	0- 0	0- 0	HOME	0- 0	0- 0	4- 0				
2- 0	0- 0	0- 0	AWAY	0- 0	0- 0	2- 0				
0- 0	0- 0	0- 0	NEUTRAL	0- 0	0- 0	0- 0				

RPI 1-25				RPI 26-50				RPI 51-100				RPI 101+				Team's RPI: 211
RPI	S	Opponent	Score	RPI	S	Opponent	Score	RPI	S	Opponent	Score	RPI	S	Opponent	Score	
24	A	Kentucky	43 71					86	A	Provi dence	52 62	133	A	Lehigh	66 70	
												167	H	Stony Brook	58 73	
												183	A	Massachusetts	61 78	
												247	H	Monmouth	50 55	
												261	A	Hofstra	70 64	
												263	H	Siena	72 50	
												276	A	St. Francis Brooklyn	68 66	
												280	H	Bryant	49 48	
												288	H	Saint Joseph's	44 61	
												292	H	Central Conn. St.	66 61	
												308	A	New Hampshire	71 60	
												316	A	Wagner	80 68	
												316	H	Wagner	72 64	
												340	A	Manhattan	74 46	
												351	H	LIU Brooklyn	75 53	
LAST 12 Division I GAMES:																
351	H	LIU Brooklyn	75 53	316	H	Wagner	72 64									
292	H	Central Conn. St.	66 61	276	A	St. Francis Brooklyn	68 66									
24	A	Kentucky	43 71	280	H	Bryant	49 48									
288	H	Saint Joseph's	44 61	316	A	Wagner	80 68									
340	A	Manhattan	74 46	167	H	Stony Brook	58 73									
133	A	Lehigh	66 70	261	A	Hofstra	70 64									

Non-Div I Games:

Sacred Heart

Average RPI Win:	288	WON-LOST	WINNING	LAST 10	STRENGTH OF	OPP. STRENGTH	TEAM	ADJ.	CONF.	ADJ CONF.
Average RPI Loss:	150	RECORD	PCT. RANK	GAMES	SCHEDULE	OF SCHEDULE	RPI	RPI	RPI	RPI
DIV. I ONLY	5- 12	268	4-6	195	253	257	257	31	31	
DIV. I NON-CONF.	2- 9	297	0- 1	45	123	209	209	31	31	
-----										
TOTALS	RPI 1-25	RPI 26-50	W-L RECORDS	RPI 51-100	RPI 101-150	RPI 150+				
5- 12	0- 2	0- 0	OVERALL	0- 3	0- 3	5- 4				
3- 2	0- 0	0- 0	HOME	0- 1	0- 1	3- 0				
2- 8	0- 2	0- 0	AWAY	0- 1	0- 1	2- 4				
0- 2	0- 0	0- 0	NEUTRAL	0- 1	0- 1	0- 0				
2- 9	0- 2	0- 0	NON-CONFERENCE	0- 3	0- 3	2- 1				
1- 2	0- 0	0- 0	HOME	0- 1	0- 1	1- 0				
1- 5	0- 2	0- 0	AWAY	0- 1	0- 1	1- 1				
0- 2	0- 0	0- 0	NEUTRAL	0- 1	0- 1	0- 0				
3- 3	0- 0	0- 0	CONFERENCE	0- 0	0- 0	3- 3				
2- 0	0- 0	0- 0	HOME	0- 0	0- 0	2- 0				
1- 3	0- 0	0- 0	AWAY	0- 0	0- 0	1- 3				
0- 0	0- 0	0- 0	NEUTRAL	0- 0	0- 0	0- 0				

RPI 1-25				RPI 26-50				RPI 51-100				RPI 101+ Team's RPI: 257			
RPI	S	Opponent	Score	RPI	S	Opponent	Score	RPI	S	Opponent	Score	RPI	S	Opponent	Score
2	A	Baylor	58 116					62	N	Boise St.	64 78	124	A	Youngstown St.	56 80
16	A	Rutgers	52 96					89	A	Pittsburgh	75 78	146	N	Montana	77 79
								96	H	FGCU	69 83	150	H	Duquesne	73 93
												161	H	Morehead St.	89 83
												235	H	Mt. St. Mary's	68 66
												265	A	Liberty	53 82
												276	A	St. Francis Brooklyn	65 78
												280	A	Bryant	63 66
												292	A	Central Conn. St.	62 73
												346	A	Longwood	91 88
												347	H	Fairleigh Dickinson	75 64
												351	A	LIU Brooklyn	80 66
LAST 12 Division I GAMES:															
351	A	LIU Brooklyn	80 66	146	N	Montana	77 79	280	A	Bryant	63 66				
235	H	Mt. St. Mary's	68 66	292	A	Central Conn. St.	62 73	276	A	St. Francis Brooklyn	65 78				
347	H	Fairleigh Dickinson	75 64	124	A	Youngstown St.	56 80	96	H	FGCU	69 83				
89	A	Pittsburgh	75 78												
161	H	Morehead St.	89 83												
62	N	Boise St.	64 78												

Non-Div I Games: Seton Hill 86 74

Saint Francis (PA)

Loss, 
Non-Conf, 
S Site, 
H Home
A Away 
N Neutral

Average RPI Win:	258	WON-LOST	WINNING	LAST 10	STRENGTH OF	OPP. STRENGTH	TEAM	ADJ.	CONF.	ADJ CONF.
Average RPI Loss:	155	RECORD	PCT. RANK	GAMES	SCHEDULE	OF SCHEDULE	RPI	RPI	RPI	RPI
DIV. I ONLY	6- 13	261	3-7	248	203	288	288	17	17	
DIV. I NON-CONF.	4- 9	252	1- 0	176	229	271	271	17	17	
-----										
TOTALS	RPI 1-25	RPI 26-50	W-L RECORDS	RPI 51-100	RPI 101-150	RPI 150+				
6- 13	0- 0	0- 1	OVERALL	0- 2	0- 4	6- 6				
5- 6	0- 0	0- 1	HOME	0- 1	0- 1	5- 3				
1- 7	0- 0	0- 0	AWAY	0- 1	0- 3	1- 3				
0- 0	0- 0	0- 0	NEUTRAL	0- 0	0- 0	0- 0				
4- 9	0- 0	0- 1	NON-CONFERENCE	0- 2	0- 2	4- 4				
3- 5	0- 0	0- 1	HOME	0- 1	0- 1	3- 2				
1- 4	0- 0	0- 0	AWAY	0- 1	0- 1	1- 2				
0- 0	0- 0	0- 0	NEUTRAL	0- 0	0- 0	0- 0				
2- 4	0- 0	0- 0	CONFERENCE	0- 0	0- 2	2- 2				
2- 1	0- 0	0- 0	HOME	0- 0	0- 0	2- 1				
0- 3	0- 0	0- 0	AWAY	0- 0	0- 2	0- 1				
0- 0	0- 0	0- 0	NEUTRAL	0- 0	0- 0	0- 0				

RPI 1-25				RPI 26-50				RPI 51-100				RPI 101+				Team's RPI: 288
RPI	S	Opponent	Score	RPI	S	Opponent	Score	RPI	S	Opponent	Score	RPI	S	Opponent	Score	
				49	H	Auburn	70 81	53	H	Villanova	35 47	102	H	Towson	52 73	
								94	A	Penn	45 65	123	A	Drexel	34 51	
												134	A	VCU	40 59	
												150	A	Duquesne	73 81	
												191	A	Delaware	39 48	
												198	H	Saint Louis	49 62	
												203	H	Rider	54 56	
												209	A	Navy	48 49	
												211	A	Sacred Heart	61 44	
												231	H	Temple	52 58	
												246	H	St. Bonaventure	66 41	
												248	H	Niagara	68 54	
												264	H	Columbia	68 61	
												278	A	Richmond	45 46	
												279	H	La Salle	60 57	
												300	H	Loyola Maryland	49 46	
-----																
LAST 12 Division I GAMES:																
				246	H	St. Bonaventure	66 41	300	H	Loyola Maryland	49 46					
				198	H	Saint Louis	49 62	278	A	Richmond	45 46					
				134	A	VCU	40 59	279	H	La Salle	60 57					
				209	A	Navy	48 49	150	A	Duquesne	73 81					
				191	A	Delaware	39 48	102	H	Towson	52 73					
				211	A	Sacred Heart	61 44	49	H	Auburn	70 81					

Non-Div I Games:

Saint Joseph's



Average RPI Win:	214	WON-LOST	WINNING	LAST 10	STRENGTH OF	OPP. STRENGTH	TEAM	ADJ.	CONF.	ADJ CONF.
Average RPI Loss:	121	RECORD	PCT. RANK	GAMES	SCHEDULE	OF SCHEDULE	RPI	RPI	RPI	RPI
DIV. I ONLY	8- 11	219	4-6	208	80	198	198	17	17	
DIV. I NON-CONF.	5- 8	224	1- 0	180	47	208	208	17	17	
-----										
TOTALS	RPI 1-25	RPI 26-50	W-L RECORDS	RPI 51-100	RPI 101-150	RPI 150+				
8- 11	0- 1	0- 1	OVERALL	1- 1	1- 4	6- 4				
3- 6	0- 1	0- 1	HOME	0- 1	1- 1	2- 2				
5- 3	0- 0	0- 0	AWAY	1- 0	0- 1	4- 2				
0- 2	0- 0	0- 0	NEUTRAL	0- 0	0- 2	0- 0				
5- 8	0- 1	0- 1	NON-CONFERENCE	1- 1	0- 3	4- 2				
2- 4	0- 1	0- 1	HOME	0- 1	0- 0	2- 1				
3- 2	0- 0	0- 0	AWAY	1- 0	0- 1	2- 1				
0- 2	0- 0	0- 0	NEUTRAL	0- 0	0- 2	0- 0				
3- 3	0- 0	0- 0	CONFERENCE	0- 0	1- 1	2- 2				
1- 2	0- 0	0- 0	HOME	0- 0	1- 1	0- 1				
2- 1	0- 0	0- 0	AWAY	0- 0	0- 0	2- 1				
0- 0	0- 0	0- 0	NEUTRAL	0- 0	0- 0	0- 0				

RPI 1-25				RPI 26-50				RPI 51-100				RPI 101+				Team's RPI: 198
RPI	S	Opponent	Score	RPI	S	Opponent	Score	RPI	S	Opponent	Score	RPI	S	Opponent	Score	
8	H	UConn	42 98	36	H	Missouri	62 74	98	A	Virginia	67 65	109	N	Yale	52 58	
								99	H	Cincinnati	50 51	110	H	Dayton	68 65	
												126	N	Chattanooga	61 71	
												130	A	Tulsa	75 86	
												137	H	Fordham	53 56	
												156	H	Indiana St.	56 60	
												164	H	Rhode Island	56 68	
												165	H	Southern Ill.	62 58	
												182	A	Illinois St.	67 72	
												183	A	Massachusetts	66 70	
												201	H	SIUE	63 56	
												246	A	St. Bonaventure	62 45	
												283	A	Fla. Atlantic	93 61	
												288	A	Saint Joseph's	62 49	
												323	A	Eastern Ky.	70 43	
-----																
LAST 12 Division I GAMES:																
137	H	Fordham	53 56	283	A	Fla. Atlantic	93 61									
288	A	Saint Joseph's	62 49	110	H	Dayton	68 65									
183	A	Massachusetts	66 70	246	A	St. Bonaventure	62 45									
109	N	Yale	52 58	164	H	Rhode Island	56 68									
182	A	Illinois St.	67 72	8	H	UConn	42 98									
36	H	Missouri	62 74	201	H	SIUE	63 56									

Non-Div I Games:

Saint Louis

Average RPI	Win:	178	WON-LOST	WINNING	LAST 10	STRENGTH OF	OPP. STRENGTH	TEAM	ADJ.	CONF.	ADJ CONF.
Average RPI	Loss:	38	RECORD	PCT. RANK	GAMES	SCHEDULE	OF SCHEDULE	RPI	RPI	RPI	RPI
DIV. I ONLY	11- 7	112	6-4	49	62	46	46	7	7		
DIV. I NON-CONF.	7- 4	109	1- 0	62	48	50	50	7	7		
-----											
TOTALS	RPI 1-25	RPI 26-50	W-L RECORDS	RPI 51-100	RPI 101-150	RPI 150+					
11- 7	0- 3	0- 2	OVERALL	3- 2	2- 0	6- 0					
3- 3	0- 2	0- 1	HOME	1- 0	0- 0	2- 0					
6- 4	0- 1	0- 1	AWAY	1- 2	1- 0	4- 0					
2- 0	0- 0	0- 0	NEUTRAL	1- 0	1- 0	0- 0					
7- 4	0- 1	0- 2	NON-CONFERENCE	3- 1	1- 0	3- 0					
2- 2	0- 1	0- 1	HOME	1- 0	0- 0	1- 0					
3- 2	0- 0	0- 1	AWAY	1- 1	0- 0	2- 0					
2- 0	0- 0	0- 0	NEUTRAL	1- 0	1- 0	0- 0					
4- 3	0- 2	0- 0	CONFERENCE	0- 1	1- 0	3- 0					
1- 1	0- 1	0- 0	HOME	0- 0	0- 0	1- 0					
3- 2	0- 1	0- 0	AWAY	0- 1	1- 0	2- 0					
0- 0	0- 0	0- 0	NEUTRAL	0- 0	0- 0	0- 0					

RPI 1-25				RPI 26-50				RPI 51-100				RPI 101+			
RPI	S	Opponent	Score	RPI	S	Opponent	Score	RPI	S	Opponent	Score	RPI	S	Opponent	Score
3	H	Oregon	55 79	30	H	Cal i forn i a	78 81	54	N	Ol d Dom i ni on	83 65	128	A	Portland	98 91
11	A	Gonzaga	62 74	40	A	Oregon St.	56 89	60	A	Paci fi c	67 76	138	N	Texas St.	89 62
19	H	BYU	73 74					81	H	Wyomi ng	90 84	173	A	Santa Clara	83 59
								92	A	Washi ngton St.	70 64	186	H	Mi l waukee	73 71
								100	A	UC Davi s	74 76	245	H	San Di ego	74 60
												253	A	San Franci sco	80 65
												296	A	UC Santa Barbara	80 55
												307	A	Cal Poly	69 51
-----															
LAST 12 Divi s i on I GAMES:															
245	H	San Di ego	74 60	54	N	Ol d Dom i ni on	83 65	173	A	Santa Clara	83 59				
128	A	Portland	98 91					253	A	San Franci sco	80 65				
11	A	Gonzaga	62 74					19	H	BYU	73 74				
60	A	Paci fi c	67 76					30	H	Cal i forn i a	78 81				
138	N	Texas St.	89 62					307	A	Cal Poly	69 51				
100	A	UC Davi s	74 76												

Non-Di v I Games:

Saint Mary's (CA)

## Saint Peter's

Through Games Of Jan. 23, 2019

Average RPI Win:	329	WON-LOST	WINNING	LAST 10	STRENGTH OF	OPP. STRENGTH	TEAM	ADJ.	CONF.	ADJ CONF.
Average RPI Loss:	193	RECORD	PCT. RANK	GAMES	SCHEDULE	OF SCHEDULE	RPI	RPI	RPI	RPI
DIV. I ONLY	6- 11	250	2-8	298	344	303	303	27	27	
DIV. I NON-CONF.	5- 6	177	0- 0	305	347	279	279	28	28	
-----										
TOTALS	RPI 1-25	RPI 26-50	W-L RECORDS	RPI 51-100	RPI 101-150	RPI 150+				
6- 11	0- 0	0- 0	OVERALL	0- 3	0- 1	6- 7				
4- 4	0- 0	0- 0	HOME	0- 0	0- 0	4- 4				
2- 7	0- 0	0- 0	AWAY	0- 3	0- 1	2- 3				
0- 0	0- 0	0- 0	NEUTRAL	0- 0	0- 0	0- 0				
5- 6	0- 0	0- 0	NON-CONFERENCE	0- 2	0- 1	5- 3				
4- 1	0- 0	0- 0	HOME	0- 0	0- 0	4- 1				
1- 5	0- 0	0- 0	AWAY	0- 2	0- 1	1- 2				
0- 0	0- 0	0- 0	NEUTRAL	0- 0	0- 0	0- 0				
1- 5	0- 0	0- 0	CONFERENCE	0- 1	0- 0	1- 4				
0- 3	0- 0	0- 0	HOME	0- 0	0- 0	0- 3				
1- 2	0- 0	0- 0	AWAY	0- 1	0- 0	1- 1				
0- 0	0- 0	0- 0	NEUTRAL	0- 0	0- 0	0- 0				

RPI 1-25				RPI 26-50				RPI 51-100				RPI 101+ Team's RPI: 303			
RPI	S	Opponent	Score	RPI	S	Opponent	Score	RPI	S	Opponent	Score	RPI	S	Opponent	Score
								64	A	Qui nni pi ac	45 90	109	A	Yale	56 72
								75	A	Seton Hal l	47 90	203	A	Ri der	38 60
								78	A	Boston Col lege	57 89	218	H	Cal St. Full erton	45 69
												248	H	Ni agara	66 75
												263	H	Si ena	57 84
												276	A	St. Franci s Brookl yn	70 74
												291	H	Cani si us	62 75
												294	A	UMass Lowel l	57 59
												314	A	Fai rfi el d	68 65
												316	H	Wagner	69 57
												319	H	NJIT	70 57
												328	A	Lafayette	62 60
												347	H	Fai rlei gh Di ckin son	75 58
												351	H	LIU Brookl yn	86 59
LAST 12 Di vi si on I GAMES:															
								64	A	Qui nni pi ac	45 90	203	A	Ri der	38 60
								263	H	Si ena	57 84	314	A	Fai rfi el d	68 65
								347	H	Fai rlei gh Di ckin son	75 58	291	H	Cani si us	62 75
								276	A	St. Franci s Brookl yn	70 74	248	H	Ni agara	66 75
								218	H	Cal St. Full erton	45 69	75	A	Seton Hal l	47 90
								109	A	Yale	56 72	316	H	Wagner	69 57

Non-Di v I Games:

Saint Peter's

■ Loss, 
 ■ Non-Conf, 
 ■ S Site, 
 ■ Home 
 ■ A Away 
 N Neutral

Average RPI Win:	291	WON-LOST	WINNING	LAST 10	STRENGTH OF	OPP. STRENGTH	TEAM	ADJ.	CONF.	ADJ CONF.
Average RPI Loss:	155	RECORD	PCT. RANK	GAMES	SCHEDULE	OF SCHEDULE	RPI	RPI	RPI	RPI

DIV. I ONLY	6- 7	202	6-4	302	224	230	230	26	26
DIV. I NON-CONF.	2- 5	264	0- 0	122	121	186	186	22	22
-----									
TOTALS	RPI 1-25	RPI 26-50	W-L RECORDS	RPI 51-100	RPI 101-150	RPI 150+			
6- 7	0- 0	0- 1	OVERALL	0- 2	0- 0	6- 4			
2- 2	0- 0	0- 0	HOME	0- 0	0- 0	2- 2			
4- 4	0- 0	0- 1	AWAY	0- 1	0- 0	4- 2			
0- 1	0- 0	0- 0	NEUTRAL	0- 1	0- 0	0- 0			
2- 5	0- 0	0- 1	NON-CONFERENCE	0- 2	0- 0	2- 2			
0- 1	0- 0	0- 0	HOME	0- 0	0- 0	0- 1			
2- 3	0- 0	0- 1	AWAY	0- 1	0- 0	2- 1			
0- 1	0- 0	0- 0	NEUTRAL	0- 1	0- 0	0- 0			
4- 2	0- 0	0- 0	CONFERENCE	0- 0	0- 0	4- 2			
2- 1	0- 0	0- 0	HOME	0- 0	0- 0	2- 1			
2- 1	0- 0	0- 0	AWAY	0- 0	0- 0	2- 1			
0- 0	0- 0	0- 0	NEUTRAL	0- 0	0- 0	0- 0			

RPI S Opponent	Score	RPI S Opponent	Score	RPI S Opponent	Score	RPI S Opponent	Score	Team's RPI: 230
48 A LSU	52 66	63 A TCU	59 72	85 N Troy	79 84	170 H Oral Roberts	62 73	
						172 H Abilene Christian	79 91	
						207 A Southern Miss.	65 61	
						262 A Louisiana	68 62	
						271 A Wichita St.	55 63	
						273 A A&M-Corpus Christi	61 76	
						305 A Incarnate Word	76 56	
						311 H Central Ark.	66 62	
						330 H Northwestern St.	66 55	
						332 A Houston Baptist	74 63	
LAST 12 Division I GAMES:								
311 H Central Ark.	66 62	330 H Northwestern St.	66 55					
172 H Abilene Christian	79 91	332 A Houston Baptist	74 63					
63 A TCU	59 72	273 A A&M-Corpus Christi	61 76					
170 H Oral Roberts	62 73	305 A Incarnate Word	76 56					
262 A Louisiana	68 62	85 N Troy	79 84					
207 A Southern Miss.	65 61	271 A Wichita St.	55 63					

Non-Div I Games: UNKNOWN 94 46 Wiley 101 63 Jarvis Christian 100 55

Sam Houston St.

Average RPI Win: 258  
Average RPI Loss: 160

WON-LOST  
RECORD

WINNING  
PCT. RANK

LAST 10  
GAMES

STRENGTH OF  
SCHEDULE

OPP. STRENGTH  
OF SCHEDULE

TEAM  
RPI

ADJ.  
RPI

CONF.  
RPI

ADJ CONF.  
RPI

DIV. I ONLY	4- 12	291	3-7	182	239	229	229	24	24
DIV. I NON-CONF.	3- 10	278	0- 0	111	237	212	212	25	25
<hr/>									
TOTALS	RPI 1-25	RPI 26-50	W-L RECORDS	RPI 51-100	RPI 101-150	RPI 150+			
4- 12	0- 0	0- 1	OVERALL	0- 2	0- 2	4- 7			
1- 1	0- 0	0- 0	HOME	0- 0	0- 0	1- 1			
3- 11	0- 0	0- 1	AWAY	0- 2	0- 2	3- 6			
0- 0	0- 0	0- 0	NEUTRAL	0- 0	0- 0	0- 0			
3- 10	0- 0	0- 1	NON-CONFERENCE	0- 2	0- 2	3- 5			
1- 1	0- 0	0- 0	HOME	0- 0	0- 0	1- 1			
2- 9	0- 0	0- 1	AWAY	0- 2	0- 2	2- 4			
0- 0	0- 0	0- 0	NEUTRAL	0- 0	0- 0	0- 0			
1- 2	0- 0	0- 0	CONFERENCE	0- 0	0- 0	1- 2			
0- 0	0- 0	0- 0	HOME	0- 0	0- 0	0- 0			
1- 2	0- 0	0- 0	AWAY	0- 0	0- 0	1- 2			
0- 0	0- 0	0- 0	NEUTRAL	0- 0	0- 0	0- 0			

RPI	S	Opponent	Score	RPI	S	Opponent	Score	RPI	S	Opponent	Score	RPI	S	Opponent	Score	Team's RPI: 229
49	A	Auburn	46 73	71	A	Oklahoma St.	62 82	127	A	Colorado	39 81	143	A	UT Martin	68 89	
				85	A	Troy	52 72	152	A	Denver	87 83	154	H	UAB	41 66	
								169	A	Vanderbilt	52 77	177	A	Mercer	68 76	
								192	A	Hampton	57 64	207	A	Southern Miss.	40 76	
								225	A	Memphis	48 53	228	A	Alabama St.	60 51	
								322	A	UNC Greensboro	54 55	325	H	Presbyterian	75 54	
								327	A	Western Caro.	75 42					
<hr/>																
LAST 12 Division I GAMES:																
127	A	Colorado	39 81	327	A	Western Caro.	75 42	152	A	Denver	87 83	322	A	UNC Greensboro	54 55	
49	A	Auburn	46 73	177	A	Mercer	68 76	225	A	Memphis	48 53	169	A	Vanderbilt	52 77	
154	H	UAB	41 66	192	A	Hampton	57 64	325	H	Presbyterian	75 54	71	A	Oklahoma St.	62 82	

Non-Div I Games: Rhodes 71 54 Montevallo 73 47

Samford

Loss, Non-Conf, S Site, H Home A Away N Neutral

Average RPI Win:	246	WON-LOST	WINNING	LAST 10	STRENGTH OF	OPP. STRENGTH	TEAM	ADJ.	CONF.	ADJ CONF.
Average RPI Loss:	127	RECORD	PCT. RANK	GAMES	SCHEDULE	OF SCHEDULE	RPI	RPI	RPI	RPI
DIV. I ONLY	7- 11	233	2-8	242	101	245	245	7	7	
DIV. I NON-CONF.	6- 4	125	0- 0	329	141	225	225	7	7	
-----										
TOTALS	RPI 1-25	RPI 26-50	W-L RECORDS	RPI 51-100	RPI 101-150	RPI 150+				
7- 11	0- 1	0- 2	OVERALL	0- 1	0- 3	7- 4				
5- 5	0- 1	0- 1	HOME	0- 0	0- 2	5- 1				
2- 6	0- 0	0- 1	AWAY	0- 1	0- 1	2- 3				
0- 0	0- 0	0- 0	NEUTRAL	0- 0	0- 0	0- 0				
6- 4	0- 0	0- 1	NON-CONFERENCE	0- 0	0- 1	6- 2				
5- 1	0- 0	0- 1	HOME	0- 0	0- 0	5- 0				
1- 3	0- 0	0- 0	AWAY	0- 0	0- 1	1- 2				
0- 0	0- 0	0- 0	NEUTRAL	0- 0	0- 0	0- 0				
1- 7	0- 1	0- 1	CONFERENCE	0- 1	0- 2	1- 2				
0- 4	0- 1	0- 0	HOME	0- 0	0- 2	0- 1				
1- 3	0- 0	0- 1	AWAY	0- 1	0- 0	1- 1				
0- 0	0- 0	0- 0	NEUTRAL	0- 0	0- 0	0- 0				

RPI 1-25				RPI 26-50				RPI 51-100				RPI 101+ Team's RPI: 245			
RPI	S	Opponent	Score	RPI	S	Opponent	Score	RPI	S	Opponent	Score	RPI	S	Opponent	Score
11	H	Gonzaga	61 86	30	H	Cal i forni a	53 70	60	A	Paci fi c	47 79	108	A	Min nesota	48 53
				46	A	Saint Mary's (CA)	60 74					128	H	Portl and	60 69
												131	H	Loyol a Marymount	52 69
												159	H	Pepperdi ne	55 74
												173	A	Santa Clara	57 49
												210	A	Southern Utah	59 69
												213	H	San Diego St.	72 71
												227	H	Dartmouth	78 76
												253	A	San Franci sco	57 68
												256	A	UTSA	77 87
												258	A	Long Beach St.	60 56
												266	H	Clevel and St.	83 82
												268	H	Hawai i	58 50
												317	H	San Jose St.	83 79
LAST 12 Division I GAMES:															
159	H	Pepperdi ne	55 74	11	H	Gonzaga	61 86	128	H	Portl and	60 69				
131	H	Loyol a Marymount	52 69	60	A	Paci fi c	47 79	46	A	Saint Mary's (CA)	60 74				
173	A	Santa Clara	57 49	258	A	Long Beach St.	60 56	227	H	Dartmouth	78 76				
253	A	San Francisco	57 68												
317	H	San Jose St.	83 79												
256	A	UTSA	77 87												

Non-Div I Games: Cal St. San B'dino 76 58

San Diego

Average RPI	Win: 240	WON-LOST	WINNING	LAST 10	STRENGTH OF	OPP. STRENGTH	TEAM	ADJ.	CONF.	ADJ CONF.
Average RPI	Loss: 130	RECORD	PCT. RANK	GAMES	SCHEDULE	OF SCHEDULE	RPI	RPI	RPI	RPI
DIV. I ONLY	6- 10	242	2-8	141	223	213	213	13	13	
DIV. I NON-CONF.	5- 6	177	0- 0	252	259	237	237	11	11	
-----										
TOTALS	RPI 1-25	RPI 26-50	W-L RECORDS	RPI 51-100	RPI 101-150	RPI 150+				
6- 10	0- 0	0- 1	OVERALL	0- 4	1- 1	5- 4				
4- 5	0- 0	0- 0	HOME	0- 3	0- 1	4- 1				
2- 5	0- 0	0- 1	AWAY	0- 1	1- 0	1- 3				
0- 0	0- 0	0- 0	NEUTRAL	0- 0	0- 0	0- 0				
5- 6	0- 0	0- 0	NON-CONFERENCE	0- 2	1- 0	4- 4				
3- 3	0- 0	0- 0	HOME	0- 2	0- 0	3- 1				
2- 3	0- 0	0- 0	AWAY	0- 0	1- 0	1- 3				
0- 0	0- 0	0- 0	NEUTRAL	0- 0	0- 0	0- 0				
1- 4	0- 0	0- 1	CONFERENCE	0- 2	0- 1	1- 0				
1- 2	0- 0	0- 0	HOME	0- 1	0- 1	1- 0				
0- 2	0- 0	0- 1	AWAY	0- 1	0- 0	0- 0				
0- 0	0- 0	0- 0	NEUTRAL	0- 0	0- 0	0- 0				

RPI	S	Opponent	Score	RPI	S	Opponent	Score	RPI	S	Opponent	Score	RPI	S	Opponent	Score	Team's RPI: 213
43	A	New Mexico	62 70	56	H	Arizona	60 69	122	H	Fresno St.	81 87					
				62	H	Boise St.	66 69	147	A	UC Irvine	78 70					
				63	H	TCU	64 81	155	A	CSUN	74 77					
				81	A	Wyoming	45 87	173	A	Santa Clara	43 60					
								214	H	Air Force	70 61					
								218	A	Cal St. Fullerton	83 72					
								245	A	San Diego	71 72					
								268	H	Hawaii	58 57					
								287	H	California Baptist	83 67					
								296	H	UC Santa Barbara	58 63					
								305	H	Incarnate Word	81 38					
LAST 12 Division I GAMES:																
62	H	Boise St.	66 69	122	H	Fresno St.	81 87									
296	H	UC Santa Barbara	58 63	43	A	New Mexico	62 70									
155	A	CSUN	74 77	214	H	Air Force	70 61									
147	A	UC Irvine	78 70	81	A	Wyoming	45 87									
56	H	Arizona	60 69	63	H	TCU	64 81									
245	A	San Diego	71 72	287	H	California Baptist	83 67									

Non-Div I Games:

San Diego St.

Average RPI Win:	282	WON-LOST	WINNING	LAST 10	STRENGTH OF	OPP. STRENGTH	TEAM	ADJ.	CONF.	ADJ CONF.
Average RPI Loss:	106	RECORD	PCT. RANK	GAMES	SCHEDULE	OF SCHEDULE	RPI	RPI	RPI	RPI
DIV. I ONLY	5- 13	281	2-8	159	130	253	253	7	7	
DIV. I NON-CONF.	4- 7	228	0- 0	253	152	255	255	7	7	
-----										
TOTALS	RPI 1-25	RPI 26-50	W-L RECORDS	RPI 51-100	RPI 101-150	RPI 150+				
5- 13	0- 2	0- 1	OVERALL	0- 3	0- 4	5- 3				
2- 7	0- 1	0- 1	HOME	0- 2	0- 2	2- 1				
1- 5	0- 1	0- 0	AWAY	0- 1	0- 2	1- 1				
2- 1	0- 0	0- 0	NEUTRAL	0- 0	0- 0	2- 1				
4- 7	0- 1	0- 0	NON-CONFERENCE	0- 2	0- 3	4- 1				
1- 3	0- 0	0- 0	HOME	0- 1	0- 2	1- 0				
1- 3	0- 1	0- 0	AWAY	0- 1	0- 1	1- 0				
2- 1	0- 0	0- 0	NEUTRAL	0- 0	0- 0	2- 1				
1- 6	0- 1	0- 1	CONFERENCE	0- 1	0- 1	1- 2				
1- 4	0- 1	0- 1	HOME	0- 1	0- 0	1- 1				
0- 2	0- 0	0- 0	AWAY	0- 0	0- 1	0- 1				
0- 0	0- 0	0- 0	NEUTRAL	0- 0	0- 0	0- 0				

RPI 1-25				RPI 26-50				RPI 51-100				RPI 101+ Team's RPI: 253			
RPI	S	Opponent	Score	RPI	S	Opponent	Score	RPI	S	Opponent	Score	RPI	S	Opponent	Score
4	A	Stanford	62 96	46	H	Saint Mary's (CA)	65 80	60	H	Pacific	75 85	112	H	Northern Colo.	63 68
19	H	BYU	59 67					92	A	Washington St.	61 91	125	H	UT Arlington	73 80
								100	H	UC Davis	68 70	129	A	Idaho	63 70
												131	A	Loyola Marymount	58 66
												159	A	Pepperdine	50 69
												173	H	Santa Clara	66 71
												224	N	North Dakota	97 100
												239	A	Sacramento St.	86 75
												245	H	San Diego	68 57
												302	N	North Dakota St.	75 42
												307	N	Cal Poly	65 62
												317	H	San Jose St.	85 63
LAST 12 Division I GAMES:															
173	H	Santa Clara	66 71	60	H	Pacific	75 85								
19	H	BYU	59 67	46	H	Saint Mary's (CA)	65 80								
245	H	San Diego	68 57	159	A	Pepperdine	50 69								
224	N	North Dakota	97 100	131	A	Loyola Marymount	58 66								
302	N	North Dakota St.	75 42	239	A	Sacramento St.	86 75								
100	H	UC Davis	68 70	129	A	Idaho	63 70								

Non-Div I Games:

San Francisco



Average RPI Win: 270		WON-LOST	WINNING	LAST 10	STRENGTH OF		OPP. STRENGTH	TEAM	ADJ.	CONF.	ADJ CONF.
Average RPI Loss: 150		RECORD	PCT. RANK	GAMES	SCHEDULE		OF SCHEDULE	RPI	RPI	RPI	RPI
DIV. I ONLY		1- 15	342	0-10	139		198	317	317	13	13
DIV. I NON-CONF.		1- 9	326	0- 0	142		233	310	310	11	11
<hr/>											
TOTALS		RPI 1-25	RPI 26-50		W-L RECORDS		RPI 51-100	RPI 101-150		RPI 150+	
1- 15		0- 0	0- 0		OVERALL		0- 4	0- 4		1- 7	
1- 6		0- 0	0- 0		HOME		0- 2	0- 1		1- 3	
0- 9		0- 0	0- 0		AWAY		0- 2	0- 3		0- 4	
0- 0		0- 0	0- 0		NEUTRAL		0- 0	0- 0		0- 0	
1- 9		0- 0	0- 0		NON-CONFERENCE		0- 2	0- 3		1- 4	
1- 3		0- 0	0- 0		HOME		0- 1	0- 1		1- 1	
0- 6		0- 0	0- 0		AWAY		0- 1	0- 2		0- 3	
0- 0		0- 0	0- 0		NEUTRAL		0- 0	0- 0		0- 0	
0- 6		0- 0	0- 0		CONFERENCE		0- 2	0- 1		0- 3	
0- 3		0- 0	0- 0		HOME		0- 1	0- 0		0- 2	
0- 3		0- 0	0- 0		AWAY		0- 1	0- 1		0- 1	
0- 0		0- 0	0- 0		NEUTRAL		0- 0	0- 0		0- 0	

RPI 1-25				RPI 26-50				RPI 51-100				RPI 101+ Team's RPI: 317					
RPI	S	Opponent	Score	RPI	S	Opponent	Score	RPI	S	Opponent	Score	RPI	S	Opponent	Score		
								60	H	Paci fi c	67	91	122	A	Fresno St.	48	77
								62	A	Boi se St.	68	99	127	A	Col orado	64	76
								74	A	Nebraska	63	96	144	A	Portl and St.	51	80
								81	H	Wyomi ng	56	70	147	H	UC Irvi ne	66	74
													151	A	Utah St.	49	82
													155	A	CSUN	40	76
													173	H	Santa Clara	56	62
													216	H	UNLV	43	53
													240	H	Nevada	49	52
													245	A	San Di ego	79	83
													253	A	San Franci sco	63	85
													270	H	CSU Bakersfi el d	82	72
LAST 12 Division I GAMES:																	
240	H	Nevada	49	52	81	H	Wyomi ng	56	70	216	H	UNLV	43	53			
122	A	Fresno St.	48	77	151	A	Utah St.	49	82	62	A	Boi se St.	68	99			
245	A	San Diego	79	83	127	A	Col orado	64	76	74	A	Nebraska	63	96			
155	A	CSUN	40	76	147	H	UC Irvi ne	66	74								
173	H	Santa Clara	56	62													
74	A	Nebraska	63	96													

Non-Div I Games: San Fran. St. 66 73

San Jose St.

Average RPI	Win: 225	WON-LOST	WINNING	LAST 10	STRENGTH OF	OPP. STRENGTH	TEAM	ADJ.	CONF.	ADJ CONF.
Average RPI	Loss: 99	RECORD	PCT. RANK	GAMES	SCHEDULE	OF SCHEDULE	RPI	RPI	RPI	RPI
DIV. I ONLY	8- 9	188	4-6	138	171	173	173	7	7	
DIV. I NON-CONF.	6- 4	125	0- 0	197	206	146	146	7	7	
-----										
TOTALS	RPI 1-25	RPI 26-50	W-L RECORDS	RPI 51-100	RPI 101-150	RPI 150+				
8- 9	0- 1	0- 3	OVERALL	1- 1	1- 1	6- 3				
4- 5	0- 1	0- 1	HOME	1- 1	0- 0	3- 2				
4- 4	0- 0	0- 2	AWAY	0- 0	1- 1	3- 1				
0- 0	0- 0	0- 0	NEUTRAL	0- 0	0- 0	0- 0				
6- 4	0- 0	0- 2	NON-CONFERENCE	1- 0	0- 1	5- 1				
4- 1	0- 0	0- 0	HOME	1- 0	0- 0	3- 1				
2- 3	0- 0	0- 2	AWAY	0- 0	0- 1	2- 0				
0- 0	0- 0	0- 0	NEUTRAL	0- 0	0- 0	0- 0				
2- 5	0- 1	0- 1	CONFERENCE	0- 1	1- 0	1- 2				
0- 4	0- 1	0- 1	HOME	0- 1	0- 0	0- 1				
2- 1	0- 0	0- 0	AWAY	0- 0	1- 0	1- 1				
0- 0	0- 0	0- 0	NEUTRAL	0- 0	0- 0	0- 0				

RPI 1-25				RPI 26-50				RPI 51-100				RPI 101+				Team's RPI: 173
RPI	S	Opponent	Score	RPI	S	Opponent	Score	RPI	S	Opponent	Score	RPI	S	Opponent	Score	
19	H	BYU	44 54	40	A	Oregon St.	31 82	60	H	Paci fi c	70 74	122	A	Fresno St.	53 80	
				44	A	Southern California	46 77	90	H	Missouri St.	77 73	131	A	Loyol a Marymount	83 75	
				46	H	Saint Mary's (CA)	59 83					155	H	CSUN	38 53	
												159	A	Pepperdi ne	48 74	
												213	H	San Diego St.	60 43	
												218	A	Cal St. Fullerton	64 60	
												240	H	Nevada	56 48	
												245	H	San Diego	49 57	
												253	A	San Francisco	71 66	
												317	A	San Jose St.	62 56	
												338	H	Grand Canyon	75 55	
-----																
LAST 12 Division I GAMES:																
253	A	San Francisco	71 66	46	H	Saint Mary's (CA)	59 83	131	A	Loyol a Marymount	83 75	159	A	Pepperdi ne	48 74	
245	H	San Diego	49 57	60	H	Paci fi c	70 74	40	A	Oregon St.	31 82	253	A	San Francisco	71 66	
19	H	BYU	44 54	155	H	CSUN	38 53	159	A	Pepperdi ne	48 74	317	A	San Jose St.	62 56	
338	H	Grand Canyon	75 55	122	A	Fresno St.	53 80	40	A	Oregon St.	31 82	338	H	Grand Canyon	75 55	
317	A	San Jose St.	62 56					155	H	CSUN	38 53					
122	A	Fresno St.	53 80													

Non-Div I Games: Sonoma St. 98 38

Santa Clara

Average RPI Win:	326	WON-LOST	WINNING	LAST 10	STRENGTH OF	OPP. STRENGTH	TEAM	ADJ.	CONF.	ADJ CONF.
Average RPI Loss:	205	RECORD	PCT. RANK	GAMES	SCHEDULE	OF SCHEDULE	RPI	RPI	RPI	RPI
DIV. I ONLY	2- 9	316	2-8	346	214	339	339	32	32	
DIV. I NON-CONF.	0- 7	336	0- 0	285	122	345	345	32	32	
-----										
TOTALS	RPI 1-25	RPI 26-50	W-L RECORDS	RPI 51-100	RPI 101-150	RPI 150+				
2- 9	0- 0	0- 2	OVERALL	0- 0	0- 0	2- 7				
0- 4	0- 0	0- 0	HOME	0- 0	0- 0	0- 4				
2- 5	0- 0	0- 2	AWAY	0- 0	0- 0	2- 3				
0- 0	0- 0	0- 0	NEUTRAL	0- 0	0- 0	0- 0				
0- 7	0- 0	0- 2	NON-CONFERENCE	0- 0	0- 0	0- 5				
0- 3	0- 0	0- 0	HOME	0- 0	0- 0	0- 3				
0- 4	0- 0	0- 2	AWAY	0- 0	0- 0	0- 2				
0- 0	0- 0	0- 0	NEUTRAL	0- 0	0- 0	0- 0				
2- 2	0- 0	0- 0	CONFERENCE	0- 0	0- 0	2- 2				
0- 1	0- 0	0- 0	HOME	0- 0	0- 0	0- 1				
2- 1	0- 0	0- 0	AWAY	0- 0	0- 0	2- 1				
0- 0	0- 0	0- 0	NEUTRAL	0- 0	0- 0	0- 0				

RPI 1-25				RPI 26-50				RPI 51-100				RPI 101+ Team's RPI: 339			
RPI	S	Opponent	Score	RPI	S	Opponent	Score	RPI	S	Opponent	Score	RPI	S	Opponent	Score
				32	A	South Dakota St.	49 97					193	A	Ole Miss	51 74
				42	A	DePaul	61 124					196	H	Jacksonville	58 68
												250	H	Texas Southern	41 65
												259	H	Norfolk St.	42 78
												271	A	Wichita St.	50 66
												286	H	Ga. Southern	71 82
												306	A	Coppin St.	76 70
												318	A	Morgan St.	47 63
												345	A	Florida A&M	54 50
LAST 12 Division I GAMES:															
				271	A	Wichita St.	50 66					259	H	Norfolk St.	42 78
				32	A	South Dakota St.	49 97					345	A	Florida A&M	54 50
				193	A	Ole Miss	51 74					318	A	Morgan St.	47 63
				250	H	Texas Southern	41 65					306	A	Coppin St.	76 70
				42	A	DePaul	61 124					286	H	Ga. Southern	71 82
				196	H	Jacksonville	58 68								

Non-Div I Games: Carver 101 49 Wesleyan (GA) 155 26

Savannah St.

Average RPI Win:	0	WON-LOST	WINNING	LAST 10	STRENGTH OF	OPP. STRENGTH	TEAM	ADJ.	CONF.	ADJ CONF.
Average RPI Loss:	187	RECORD	PCT. RANK	GAMES	SCHEDULE	OF SCHEDULE	RPI	RPI	RPI	RPI
DIV. I ONLY	0- 18	350	0-10	175	303	336	336	29	29	
DIV. I NON-CONF.	0- 13	336	0- 0	114	265	327	327	30	30	
-----										
TOTALS	RPI 1-25	RPI 26-50	W-L RECORDS	RPI 51-100	RPI 101-150	RPI 150+				
0- 18	0- 0	0- 1	OVERALL	0- 3	0- 3	0- 11				
0- 8	0- 0	0- 0	HOME	0- 0	0- 1	0- 7				
0- 9	0- 0	0- 1	AWAY	0- 2	0- 2	0- 4				
0- 1	0- 0	0- 0	NEUTRAL	0- 1	0- 0	0- 0				
0- 13	0- 0	0- 1	NON-CONFERENCE	0- 3	0- 3	0- 6				
0- 5	0- 0	0- 0	HOME	0- 0	0- 1	0- 4				
0- 7	0- 0	0- 1	AWAY	0- 2	0- 2	0- 2				
0- 1	0- 0	0- 0	NEUTRAL	0- 1	0- 0	0- 0				
0- 5	0- 0	0- 0	CONFERENCE	0- 0	0- 0	0- 5				
0- 3	0- 0	0- 0	HOME	0- 0	0- 0	0- 3				
0- 2	0- 0	0- 0	AWAY	0- 0	0- 0	0- 2				
0- 0	0- 0	0- 0	NEUTRAL	0- 0	0- 0	0- 0				

RPI S Opponent	Score	RPI S Opponent	Score	RPI S Opponent	Score	RPI S Opponent	Score
		41 A Utah	62 89	56 N Arizona	54 84	111 H Washington	58 69
				60 A Paci fi c	61 75	144 A Portland St.	43 68
				100 A UC Davi s	59 76	147 A UC Irvi ne	60 65
						159 H Pepperdi ne	64 78
						181 A New Mexico St.	55 75
						218 H Cal St. Fullerton	54 57
						222 H Utah Valley	55 58
						240 A Nevada	54 67
						252 A UTRGV	56 69
						260 H Northern Ariz.	58 65
						268 A Hawai i	51 67
						270 H CSU Bakersfi el d	60 70
						307 H Cal Poly	50 60
						338 H Grand Canyon	73 74
-----							
Team's RPI: 336							
LAST 12 Division I GAMES:							
147 A UC Irvi ne	60 65	252 A UTRGV	56 69				
240 A Nevada	54 67	181 A New Mexico St.	55 75				
307 H Cal Poly	50 60	222 H Utah Valley	55 58				
100 A UC Davi s	59 76	338 H Grand Canyon	73 74				
60 A Paci fi c	61 75	270 H CSU Bakersfi el d	60 70				
159 H Pepperdi ne	64 78	111 H Washi ngton	58 69				

Non-Div I Games:

Seattle U

Average RPI Win:	204	WON-LOST	WINNING	LAST 10	STRENGTH OF	OPP. STRENGTH	TEAM	ADJ.	CONF.	ADJ CONF.
Average RPI Loss:	52	RECORD	PCT. RANK	GAMES	SCHEDULE	OF SCHEDULE	RPI	RPI	RPI	RPI
DIV. I ONLY	12- 6	84	5-5	120	83	75	75	5	5	
DIV. I NON-CONF.	8- 3	72	0- 0	269	158	119	119	4	4	
-----										
TOTALS	RPI 1-25	RPI 26-50	W-L RECORDS	RPI 51-100	RPI 101-150	RPI 150+				
12- 6	0- 3	1- 1	OVERALL	3- 1	1- 0	7- 1				
9- 0	0- 0	0- 0	HOME	2- 0	1- 0	6- 0				
2- 5	0- 3	1- 0	AWAY	1- 1	0- 0	0- 1				
1- 1	0- 0	0- 1	NEUTRAL	0- 0	0- 0	1- 0				
8- 3	0- 1	0- 1	NON-CONFERENCE	1- 1	0- 0	7- 0				
6- 0	0- 0	0- 0	HOME	0- 0	0- 0	6- 0				
1- 2	0- 1	0- 0	AWAY	1- 1	0- 0	0- 0				
1- 1	0- 0	0- 1	NEUTRAL	0- 0	0- 0	1- 0				
4- 3	0- 2	1- 0	CONFERENCE	2- 0	1- 0	0- 1				
3- 0	0- 0	0- 0	HOME	2- 0	1- 0	0- 0				
1- 3	0- 2	1- 0	AWAY	0- 0	0- 0	0- 1				
0- 0	0- 0	0- 0	NEUTRAL	0- 0	0- 0	0- 0				

RPI 1-25				RPI 26-50				RPI 51-100 Team's RPI: 75				RPI 101+			
RPI	S	Opponent	Score	RPI	S	Opponent	Score	RPI	S	Opponent	Score	RPI	S	Opponent	Score
8	A	UConn	61 99	37	N	Georgi a Tech	73 84	58	A	UCLA	62 78	107	H	St. John's (NY)	77 67
15	A	Marquette	60 96	42	A	DePaul	84 73	67	H	Creighton	82 75	175	A	Xavi er	62 63
21	A	Butler	59 62					84	A	Princeton	70 66	256	H	UTSA	84 53
								86	H	Provi dence	79 73	276	H	St. Francis Brooklyn	100 77
												289	H	Kennesaw St.	102 80
												294	H	UMass Lowell	90 57
												303	H	Saint Peter's	90 47
												316	H	Wagner	95 40
												322	N	UNC Greensboro	71 64
LAST 12 Division I GAMES:															
21	A	Butler	59 62	42	A	DePaul	84 73	15	A	Marquette	60 96				
107	H	St. John's (NY)	77 67	86	H	Provi dence	79 73	67	H	Creighton	82 75				
322	N	UNC Greensboro	71 64	175	A	Xavi er	62 63	294	H	UMass Lowell	90 57				
37	N	Georgi a Tech	73 84												
8	A	UConn	61 99												
303	H	Saint Peter's	90 47												

Non-Div I Games:

Seton Hall

S  
i  
e  
n  
a

Siena				Through Games Of Jan. 23, 2019						
Average RPI Win: 272		WON-LOST RECORD	WINNING PCT. RANK	LAST 10 GAMES	STRENGTH OF SCHEDULE	OPP. STRENGTH OF SCHEDULE	TEAM RPI	ADJ. RPI	CONF. RPI	ADJ CONF. RPI
Average RPI Loss: 180										
DIV. I ONLY		8- 9	188	5-5	285	279	263	263	27	27
DIV. I NON-CONF.		4- 7	228	1- 0	257	257	281	281	28	28
TOTALS		RPI 1-25	RPI 26-50	W-L RECORDS		RPI 51-100	RPI 101-150	RPI 150+		
8- 9		0- 0	0- 0	OVERALL		0- 2	0- 2	8- 5		
4- 5		0- 0	0- 0	HOME		0- 2	0- 0	4- 3		
3- 3		0- 0	0- 0	AWAY		0- 0	0- 1	3- 2		
1- 1		0- 0	0- 0	NEUTRAL		0- 0	0- 1	1- 0		
4- 7		0- 0	0- 0	NON-CONFERENCE		0- 2	0- 1	4- 4		
2- 4		0- 0	0- 0	HOME		0- 2	0- 0	2- 2		
1- 2		0- 0	0- 0	AWAY		0- 0	0- 0	1- 2		
1- 1		0- 0	0- 0	NEUTRAL		0- 0	0- 1	1- 0		
4- 2		0- 0	0- 0	CONFERENCE		0- 0	0- 1	4- 1		
2- 1		0- 0	0- 0	HOME		0- 0	0- 0	2- 1		
2- 1		0- 0	0- 0	AWAY		0- 0	0- 1	2- 0		
0- 0		0- 0	0- 0	NEUTRAL		0- 0	0- 0	0- 0		

RPI 1-25				RPI 26-50				RPI 51-100				RPI 101+ Team's RPI: 263			
RPI	S	Opponent	Score	RPI	S	Opponent	Score	RPI	S	Opponent	Score	RPI	S	Opponent	Score
								66	H	Harvard	54 73	123	N	Drexel	39 51
								94	H	Penn	51 58	135	A	Mari st	59 88
												183	H	Massachusetts	64 59
												203	H	Ri der	52 55
												211	A	Sacred Heart	50 72
												223	A	Howard	86 81
												233	H	Col gate	55 53
												246	A	St. Bonaventure	58 74
												247	A	Monmouth	77 68
												261	H	Hofstra	50 57
												283	H	Fla. Atlantic	66 70
												303	A	Saint Peter's	84 57
												316	N	Wagner	74 71
												331	H	Iona	59 47
												340	H	Manhattan	62 56
LAST 12 Division I GAMES:															
				331	H	Iona	59 47					316	N	Wagner	74 71
				303	A	Saint Peter's	84 57					247	A	Monmouth	77 68
				261	H	Hofstra	50 57					135	A	Mari st	59 88
				183	H	Massachusetts	64 59					203	H	Ri der	52 55
				246	A	St. Bonaventure	58 74					340	H	Manhattan	62 56
				283	H	Fla. Atlantic	66 70					233	H	Col gate	55 53

Non-Div I Games:

Siena

S  
i  
e  
n  
a

Average RPI Win:	229	WON-LOST	WINNING	LAST 10	STRENGTH OF	OPP. STRENGTH	TEAM	ADJ.	CONF.	ADJ CONF.
Average RPI Loss:	121	RECORD	PCT. RANK	GAMES	SCHEDULE	OF SCHEDULE	RPI	RPI	RPI	RPI

DIV. I ONLY	12- 3	31	7-3	328	82	136	136	14	14
DIV. I NON-CONF.	9- 0	1	1- 0	344	77	96	96	15	15
-----									
TOTALS	RPI 1-25	RPI 26-50	W-L RECORDS	RPI 51-100	RPI 101-150	RPI 150+			
12- 3	0- 0	0- 0	OVERALL	0- 1	1- 1	11- 1			
3- 2	0- 0	0- 0	HOME	0- 1	0- 0	3- 1			
8- 1	0- 0	0- 0	AWAY	0- 0	1- 1	7- 0			
1- 0	0- 0	0- 0	NEUTRAL	0- 0	0- 0	1- 0			
9- 0	0- 0	0- 0	NON-CONFERENCE	0- 0	1- 0	8- 0			
3- 0	0- 0	0- 0	HOME	0- 0	0- 0	3- 0			
5- 0	0- 0	0- 0	AWAY	0- 0	1- 0	4- 0			
1- 0	0- 0	0- 0	NEUTRAL	0- 0	0- 0	1- 0			
3- 3	0- 0	0- 0	CONFERENCE	0- 1	0- 1	3- 1			
0- 2	0- 0	0- 0	HOME	0- 1	0- 0	0- 1			
3- 1	0- 0	0- 0	AWAY	0- 0	0- 1	3- 0			
0- 0	0- 0	0- 0	NEUTRAL	0- 0	0- 0	0- 0			

RPI 1-25	RPI 26-50	RPI 51-100	RPI 101+	Team's RPI: 136
RPI S Opponent Score	RPI S Opponent Score	RPI S Opponent Score	RPI S Opponent Score	
		95 H Little Rock 42 65	106 A Appalachian St. 63 71	
			117 A Alabama 72 67	
			163 H Arkansas St. 64 77	
			178 A Georgia St. 68 59	
			181 N New Mexico St. 68 67	
			184 A Southern U. 53 49	
			204 A Coastal Caro. 88 78	
			207 H Southern Miss. 77 68	
			228 H Alabama St. 77 65	
			236 H ETSU 81 74	
			286 A Ga. Southern 69 53	
			301 A Tennessee St. 78 56	
			311 A Central Ark. 58 50	
			313 A FIU 84 77	
LAST 12 Division I GAMES:				
204 A Coastal Caro. 88 78	313 A FIU 84 77	286 A Ga. Southern 69 53		
106 A Appalachian St. 63 71	178 A Georgia St. 68 59	95 H Little Rock 42 65		
181 N New Mexico St. 68 67	163 H Arkansas St. 64 77	236 H ETSU 81 74		
228 H Alabama St. 77 65				
117 A Alabama 72 67				
301 A Tennessee St. 78 56				

Non-Div I Games: Faulkner 97 40 Spring Hill 75 57

South Alabama

Average RPI Win: 129 WON-LOST RECORD WINNING PCT. RANK LAST 10 GAMES STRENGTH OF SCHEDULE OPP. STRENGTH OF SCHEDULE TEAM RPI ADJ. RPI CONF. RPI ADJ CONF. RPI

DIV. I ONLY	13- 5	55	9-1	18	10	18	18	6	6
DIV. I NON-CONF.	8- 4	91	0- 1	29	12	46	46	6	6
TOTALS	RPI 1-25	RPI 26-50	W-L RECORDS	RPI 51-100	RPI 101-150	RPI 150+			
13- 5	0- 4	5- 1	OVERALL	0- 0	3- 0	5- 0			
8- 2	0- 2	2- 0	HOME	0- 0	3- 0	3- 0			
4- 1	0- 1	3- 0	AWAY	0- 0	0- 0	1- 0			
1- 2	0- 1	0- 1	NEUTRAL	0- 0	0- 0	1- 0			
8- 4	0- 3	2- 1	NON-CONFERENCE	0- 0	2- 0	4- 0			
5- 2	0- 2	1- 0	HOME	0- 0	2- 0	2- 0			
2- 0	0- 0	1- 0	AWAY	0- 0	0- 0	1- 0			
1- 2	0- 1	0- 1	NEUTRAL	0- 0	0- 0	1- 0			
5- 1	0- 1	3- 0	CONFERENCE	0- 0	1- 0	1- 0			
3- 0	0- 0	1- 0	HOME	0- 0	1- 0	1- 0			
2- 1	0- 1	2- 0	AWAY	0- 0	0- 0	0- 0			
0- 0	0- 0	0- 0	NEUTRAL	0- 0	0- 0	0- 0			

RPI	S	Opponent	Score	RPI	S	Opponent	Score	RPI	S	Opponent	Score	RPI	S	Opponent	Score
2	H	Baylor	69 94	31	A	Texas A&M	60 57					106	H	Appalachian St.	80 50
7	A	Mississippi St.	74 89	35	A	Purdue	82 73					110	H	Dayton	65 55
12	N	Drake	85 90	36	H	Missouri	79 65					117	H	Alabama	62 59
25	H	Maryland	61 85	38	H	Clemson	69 57					217	H	Florida	71 40
				40	N	Oregon St.	68 70					228	A	Alabama St.	94 38
				48	A	LSU	76 53					231	H	Temple	88 60
LAST 12 Division I GAMES:															
				217	H	Florida	71 40					12	N	Drake	85 90
				117	H	Alabama	62 59					40	N	Oregon St.	68 70
				31	A	Texas A&M	60 57					36	H	Missouri	79 65
				249	H	Furman	66 53					7	A	Mississippi St.	74 89
				231	H	Temple	88 60					48	A	LSU	76 53
				35	A	Purdue	82 73					106	H	Appalachian St.	80 50

Non-Div I Games:

South Carolina



Average RPI Win:	296	WON-LOST	WINNING	LAST 10	STRENGTH OF	OPP. STRENGTH	TEAM	ADJ.	CONF.	ADJ CONF.
Average RPI Loss:	216	RECORD	PCT. RANK	GAMES	SCHEDULE	OF SCHEDULE	RPI	RPI	RPI	RPI

DIV. I ONLY	7- 10	222	5-5	340	315	310	310	32	32
DIV. I NON-CONF.	5- 7	206	1- 0	334	289	297	297	32	32
-----									
TOTALS	RPI 1-25	RPI 26-50	W-L RECORDS	RPI 51-100	RPI 101-150	RPI 150+			
7- 10	0- 0	0- 0	OVERALL	0- 1	0- 2	7- 7			
4- 3	0- 0	0- 0	HOME	0- 0	0- 0	4- 3			
3- 5	0- 0	0- 0	AWAY	0- 1	0- 1	3- 3			
0- 2	0- 0	0- 0	NEUTRAL	0- 0	0- 1	0- 1			
5- 7	0- 0	0- 0	NON-CONFERENCE	0- 1	0- 2	5- 4			
3- 1	0- 0	0- 0	HOME	0- 0	0- 0	3- 1			
2- 4	0- 0	0- 0	AWAY	0- 1	0- 1	2- 2			
0- 2	0- 0	0- 0	NEUTRAL	0- 0	0- 1	0- 1			
2- 3	0- 0	0- 0	CONFERENCE	0- 0	0- 0	2- 3			
1- 2	0- 0	0- 0	HOME	0- 0	0- 0	1- 2			
1- 1	0- 0	0- 0	AWAY	0- 0	0- 0	1- 1			
0- 0	0- 0	0- 0	NEUTRAL	0- 0	0- 0	0- 0			

RPI 1-25				RPI 26-50				RPI 51-100				RPI 101+ Team's RPI: 310					
RPI	S	Opponent	Score	RPI	S	Opponent	Score	RPI	S	Opponent	Score	RPI	S	Opponent	Score		
								56	A	Ari zona	32	73	114	N	Wake Forest	44	58
												145	A	Radford	31	61	
												204	A	Coastal Caro.	44	57	
												216	H	UNLV	58	49	
												221	N	East Carolina	63	71	
												223	H	Howard	72	63	
												259	H	Norfol k St.	50	57	
												274	H	N. C. A&T	44	58	
												275	H	Winthrop	50	58	
												293	A	Col . of Charleston	51	75	
												306	A	Coppin St.	75	59	
												318	A	Morgan St.	51	62	
												325	A	Presbyteri an	57	48	
												327	A	Western Caro.	54	39	
												334	H	Charleston So.	67	58	
												341	H	USC Upstate	71	66	
LAST 12 Division I GAMES:																	
274	H	N. C. A&T	44	58	216	H	UNLV	58	49	259	H	Norfol k St.	50	57			
327	A	Western Caro.	54	39	223	H	Howard	72	63	306	A	Coppin St.	75	59			
221	N	East Carolina	63	71	318	A	Morgan St.	51	62	341	H	USC Upstate	71	66			
114	N	Wake Forest	44	58	56	A	Ari zona	32	73								
275	H	Winthrop	50	58													

Non-Div I Games: Voorhees 88 61 UNKNOWN 67 51

South Carolina St.

Average RPI Win:	161	WON-LOST	WINNING	LAST 10	STRENGTH OF	OPP. STRENGTH	TEAM	ADJ.	CONF.	ADJ CONF.
Average RPI Loss:	64	RECORD	PCT. RANK	GAMES	SCHEDULE	OF SCHEDULE	RPI	RPI	RPI	RPI
DIV. I ONLY	15- 3	24	8-2	122	66	26	26	18	18	
DIV. I NON-CONF.	10- 2	37	0- 0	60	10	13	13	16	16	
-----										
TOTALS	RPI 1-25	RPI 26-50	W-L RECORDS	RPI 51-100	RPI 101-150	RPI 150+				
15- 3	1- 1	2- 1	OVERALL	3- 0	2- 0	7- 1				
5- 0	1- 0	1- 0	HOME	1- 0	0- 0	2- 0				
7- 2	0- 1	1- 0	AWAY	2- 0	1- 0	3- 1				
3- 1	0- 0	0- 1	NEUTRAL	0- 0	1- 0	2- 0				
10- 2	1- 1	1- 1	NON-CONFERENCE	3- 0	2- 0	3- 0				
3- 0	1- 0	0- 0	HOME	1- 0	0- 0	1- 0				
4- 1	0- 1	1- 0	AWAY	2- 0	1- 0	0- 0				
3- 1	0- 0	0- 1	NEUTRAL	0- 0	1- 0	2- 0				
5- 1	0- 0	1- 0	CONFERENCE	0- 0	0- 0	4- 1				
2- 0	0- 0	1- 0	HOME	0- 0	0- 0	1- 0				
3- 1	0- 0	0- 0	AWAY	0- 0	0- 0	3- 1				
0- 0	0- 0	0- 0	NEUTRAL	0- 0	0- 0	0- 0				

RPI 1-25				RPI 26-50				RPI 51-100				RPI 101+			
RPI	S	Opponent	Score	RPI	S	Opponent	Score	RPI	S	Opponent	Score	RPI	S	Opponent	Score
12	A	Drake	64 76	29	N	Indiana	60 68	52	H	Green Bay	55 49	131	N	Loyola Marymount	67 40
13	H	Iowa St.	64 59	32	H	South Dakota St.	105 98	67	A	Creighton	77 65	146	A	Montana	64 41
				36	A	Missouri	74 61	90	A	Missouri St.	85 74	152	A	Denver	99 104
												160	N	Grambling	67 53
												170	A	Oral Roberts	76 72
												271	N	Wichita St.	73 64
												298	A	Omaha	80 49
												302	A	North Dakota St.	67 41
												305	H	Incarnate Word	96 43
												337	H	Purdue Fort Wayne	69 51
LAST 12 Division I GAMES:															
302	A	North Dakota St.	67 41	298	A	Omaha	80 49	52	H	Green Bay	55 49				
29	N	Indiana	60 68	170	A	Oral Roberts	76 72								
131	N	Loyola Marymount	67 40	337	H	Purdue Fort Wayne	69 51								
160	N	Grambling	67 53	32	H	South Dakota St.	105 98								
36	A	Missouri	74 61	152	A	Denver	99 104								
90	A	Missouri St.	85 74												

Non-Div I Games: Bellevue 79 40 St. Mary (NE) 112 52

South Dakota

Average RPI Win:	163	WON-LOST	WINNING	LAST 10	STRENGTH OF	OPP. STRENGTH	TEAM	ADJ.	CONF.	ADJ CONF.
Average RPI Loss:	27	RECORD	PCT. RANK	GAMES	SCHEDULE	OF SCHEDULE	RPI	RPI	RPI	RPI

DIV. I ONLY	14- 6	75	8-2	42	52	32	32	18	18
DIV. I NON-CONF.	8- 5	120	0- 0	11	5	17	17	16	16
TOTALS	RPI 1-25	RPI 26-50	W-L RECORDS	RPI 51-100	RPI 101-150	RPI 150+			
14- 6	2- 3	0- 2	OVERALL	3- 1	2- 0	7- 0			
8- 1	1- 1	0- 0	HOME	3- 0	0- 0	4- 0			
6- 3	1- 1	0- 1	AWAY	0- 1	2- 0	3- 0			
0- 2	0- 1	0- 1	NEUTRAL	0- 0	0- 0	0- 0			
8- 5	2- 3	0- 1	NON-CONFERENCE	3- 1	2- 0	1- 0			
5- 1	1- 1	0- 0	HOME	3- 0	0- 0	1- 0			
3- 2	1- 1	0- 0	AWAY	0- 1	2- 0	0- 0			
0- 2	0- 1	0- 1	NEUTRAL	0- 0	0- 0	0- 0			
6- 1	0- 0	0- 1	CONFERENCE	0- 0	0- 0	6- 0			
3- 0	0- 0	0- 0	HOME	0- 0	0- 0	3- 0			
3- 1	0- 0	0- 1	AWAY	0- 0	0- 0	3- 0			
0- 0	0- 0	0- 0	NEUTRAL	0- 0	0- 0	0- 0			

RPI	S	Opponent	Score	RPI	S	Opponent	Score	Team's RPI: 32	RPI	S	Opponent	Score	RPI	S	Opponent	Score
2	N	Baylor	66 72	26	A	South Dakota	98 105		52	H	Green Bay	77 47	126	A	Chattanooga	71 54
3	H	Oregon	79 87	33	N	Buffalo	55 61		67	H	Creighton	74 48	148	A	Montana St.	88 67
12	H	Drake	80 71						81	A	Wyoming	70 77	152	H	Denver	76 59
15	A	Marquette	52 91						96	H	FGCU	80 62	170	H	Oral Roberts	68 55
22	A	Central Mich.	80 71										224	A	North Dakota	66 48
													241	A	Western Ill.	93 84
													302	H	North Dakota St.	86 33
													337	A	Purdue Fort Wayne	85 52
													339	H	Savannah St.	97 49
LAST 12 Division I GAMES:																
337	A	Purdue Fort Wayne	85 52	302	H	North Dakota St.	86 33		224	A	North Dakota	66 48				
241	A	Western Ill.	93 84	170	H	Oral Roberts	68 55		152	H	Denver	76 59				
81	A	Wyoming	70 77	26	A	South Dakota	98 105		12	H	Drake	80 71				
148	A	Montana St.	88 67													
339	H	Savannah St.	97 49													
3	H	Oregon	79 87													

Non-Div I Games:

South Dakota St.

Average RPI Win:	188	WON-LOST	WINNING	LAST 10	STRENGTH OF	OPP. STRENGTH	TEAM	ADJ.	CONF.	ADJ CONF.
Average RPI Loss:	67	RECORD	PCT. RANK	GAMES	SCHEDULE	OF SCHEDULE	RPI	RPI	RPI	RPI

DIV. I ONLY	11- 8	128	4-6	149	34	141	141	9	9
DIV. I NON-CONF.	9- 5	105	0- 0	243	14	150	150	9	9
-----									
TOTALS	RPI 1-25	RPI 26-50	W-L RECORDS	RPI 51-100	RPI 101-150	RPI 150+			
11- 8	0- 3	0- 2	OVERALL	2- 2	2- 0	7- 1			
8- 2	0- 1	0- 0	HOME	1- 0	1- 0	6- 1			
2- 2	0- 1	0- 1	AWAY	0- 0	1- 0	1- 0			
1- 4	0- 1	0- 1	NEUTRAL	1- 2	0- 0	0- 0			
9- 5	0- 1	0- 2	NON-CONFERENCE	1- 2	2- 0	6- 0			
7- 0	0- 0	0- 0	HOME	0- 0	1- 0	6- 0			
1- 1	0- 0	0- 1	AWAY	0- 0	1- 0	0- 0			
1- 4	0- 1	0- 1	NEUTRAL	1- 2	0- 0	0- 0			
2- 3	0- 2	0- 0	CONFERENCE	1- 0	0- 0	1- 1			
1- 2	0- 1	0- 0	HOME	1- 0	0- 0	0- 1			
1- 1	0- 1	0- 0	AWAY	0- 0	0- 0	1- 0			
0- 0	0- 0	0- 0	NEUTRAL	0- 0	0- 0	0- 0			

RPI 1-25				RPI 26-50				RPI 51-100				RPI 101+ Team's RPI: 141			
RPI	S	Opponent	Score	RPI	S	Opponent	Score	RPI	S	Opponent	Score	RPI	S	Opponent	Score
8	A	UConn	46 63	47	N	North Carolina	69 71	58	N	UCLA	60 56	101	A	Ohio St.	71 47
17	H	UCF	49 62	48	A	LSU	49 78	67	N	Creighton	76 83	139	H	Oklahoma	87 70
24	N	Kentucky	63 85					87	H	Tulane	73 46	160	H	Grambling	67 50
								98	N	Virginia	67 74	188	H	George Washington	63 30
												225	H	Memphis	40 47
												231	A	Temple	63 53
												255	H	Albany (NY)	74 37
												269	H	Vermont	102 55
												277	H	Bethune-Cookman	88 39
												308	H	New Hampshire	79 36
-----															
LAST 12 Division I GAMES:															
48	A	LSU	49 78	225	H	Memphis	40 47	87	H	Tulane	73 46	8	A	UConn	46 63
98	N	Virginia	67 74	87	H	Tulane	73 46	17	H	UCF	49 62	231	A	Temple	63 53
67	N	Creighton	76 83	8	A	UConn	46 63	231	A	Temple	63 53	308	H	New Hampshire	79 36
269	H	Vermont	102 55	17	H	UCF	49 62								
160	H	Grambling	67 50												
188	H	George Washington	63 30												

Non-Div I Games:

South Fla.

Average RPI Win: 291		WON-LOST RECORD		WINNING PCT. RANK		LAST 10 GAMES		STRENGTH OF SCHEDULE		OPP. STRENGTH OF SCHEDULE		TEAM RPI		ADJ. RPI		CONF. RPI		ADJ CONF. RPI	
Average RPI Loss: 163																			
DIV. I ONLY		6- 9		229		6-4		220		322		220		220		22		22	
DIV. I NON-CONF.		3- 6		241		0- 0		147		311		207		207		20		20	
TOTALS		RPI 1-25		RPI 26-50		W-L RECORDS		RPI 51-100		RPI 101-150		RPI 150+							
6- 9		0- 1		0- 0		OVERALL		0- 0		0- 1		6- 7							
2- 3		0- 0		0- 0		HOME		0- 0		0- 1		2- 2							
4- 5		0- 1		0- 0		AWAY		0- 0		0- 0		4- 4							
0- 1		0- 0		0- 0		NEUTRAL		0- 0		0- 0		0- 1							
3- 6		0- 1		0- 0		NON-CONFERENCE		0- 0		0- 0		3- 5							
1- 1		0- 0		0- 0		HOME		0- 0		0- 0		1- 1							
2- 4		0- 1		0- 0		AWAY		0- 0		0- 0		2- 3							
0- 1		0- 0		0- 0		NEUTRAL		0- 0		0- 0		0- 1							
3- 3		0- 0		0- 0		CONFERENCE		0- 0		0- 1		3- 2							
1- 2		0- 0		0- 0		HOME		0- 0		0- 1		1- 1							
2- 1		0- 0		0- 0		AWAY		0- 0		0- 0		2- 1							
0- 0		0- 0		0- 0		NEUTRAL		0- 0		0- 0		0- 0							

RPI 1-25				RPI 26-50				RPI 51-100				RPI 101+ Team' s RPI: 220			
RPI	S	Opponent	Score	RPI	S	Opponent	Score	RPI	S	Opponent	Score	RPI	S	Opponent	Score
7	A	Mississippi St.	53 88									143	H	UT Martin	73 80
												156	H	Indiana St.	51 62
												157	N	North Ala.	67 80
												161	A	Morehead St.	54 82
												165	A	Southern Ill.	40 60
												171	A	Bradley	79 85
												201	A	SIUE	62 52
												225	A	Memphis	57 69
												241	H	Western Ill.	81 71
												284	H	Murray St.	59 64
												315	H	Austin Peay	64 54
												319	A	NJIT	68 58
												323	A	Eastern Ky.	52 42
												344	A	Evansville	54 50
LAST 12 Division I GAMES:															
201	A	SIUE	62 52	323	A	Eastern Ky.	52 42								
225	A	Memphis	57 69	161	A	Morehead St.	54 82								
344	A	Evansville	54 50	284	H	Murray St.	59 64								
156	H	Indiana St.	51 62	315	H	Austin Peay	64 54								
319	A	NJIT	68 58	143	H	UT Martin	73 80								
157	N	North Ala.	67 80	241	H	Western Ill.	81 71								

Southeast Mo. St.

Average RPI Win:	290	WON-LOST	WINNING	LAST 10	STRENGTH OF	OPP. STRENGTH	TEAM	ADJ.	CONF.	ADJ CONF.
Average RPI Loss:	157	RECORD	PCT. RANK	GAMES	SCHEDULE	OF SCHEDULE	RPI	RPI	RPI	RPI
DIV. I ONLY	7- 8	195	4-6	301	270	238	238	26	26	
DIV. I NON-CONF.	4- 5	190	0- 0	308	270	235	235	22	22	
-----										
TOTALS	RPI 1-25	RPI 26-50	W-L RECORDS	RPI 51-100	RPI 101-150	RPI 150+				
7- 8	0- 0	0- 1	OVERALL	0- 2	0- 2	7- 3				
4- 2	0- 0	0- 0	HOME	0- 1	0- 0	4- 1				
3- 6	0- 0	0- 1	AWAY	0- 1	0- 2	3- 2				
0- 0	0- 0	0- 0	NEUTRAL	0- 0	0- 0	0- 0				
4- 5	0- 0	0- 1	NON-CONFERENCE	0- 0	0- 2	4- 2				
1- 1	0- 0	0- 0	HOME	0- 0	0- 0	1- 1				
3- 4	0- 0	0- 1	AWAY	0- 0	0- 2	3- 1				
0- 0	0- 0	0- 0	NEUTRAL	0- 0	0- 0	0- 0				
3- 3	0- 0	0- 0	CONFERENCE	0- 2	0- 0	3- 1				
3- 1	0- 0	0- 0	HOME	0- 1	0- 0	3- 0				
0- 2	0- 0	0- 0	AWAY	0- 1	0- 0	0- 1				
0- 0	0- 0	0- 0	NEUTRAL	0- 0	0- 0	0- 0				

RPI 1-25				RPI 26-50				RPI 51-100				RPI 101+				Team's RPI: 238
RPI	S	Opponent	Score	RPI	S	Opponent	Score	RPI	S	Opponent	Score	RPI	S	Opponent	Score	
				48	A	LSU	52 72	69	A	Lamar University	54 94	117	A	Alabama	40 88	
								76	H	SFA	51 62	132	A	Louisiana Tech	53 72	
												172	H	Abilene Christian	74 71	
												205	A	SMU	63 62	
												207	H	Southern Miss.	52 59	
												282	A	Alabama A&M	48 51	
												311	H	Central Ark.	62 53	
												321	A	McNeese	56 62	
												324	H	La. -Monroe	49 42	
												332	H	Houston Baptist	73 65	
												333	A	Jackson St.	50 45	
												350	A	Alcorn	77 59	
LAST 12 Division I GAMES:																
				76	H	SFA	51 62	332	H	Houston Baptist	73 65					
				48	A	LSU	52 72	321	A	McNeese	56 62					
				207	H	Southern Miss.	52 59	69	A	Lamar University	54 94					
				324	H	La. -Monroe	49 42	172	H	Abilene Christian	74 71					
				282	A	Alabama A&M	48 51	311	H	Central Ark.	62 53					
				132	A	Louisiana Tech	53 72	333	A	Jackson St.	50 45					

Non-Div I Games: Mobile 70 57 Xavier (LA) 47 59

Southeastern La.

Average RPI	Win:	180	WON-LOST	WINNING	LAST 10	STRENGTH OF	OPP. STRENGTH	TEAM	ADJ.	CONF.	ADJ CONF.
Average RPI	Loss:	28	RECORD	PCT. RANK	GAMES	SCHEDULE	OF SCHEDULE	RPI	RPI	RPI	RPI
DIV. I ONLY		11- 6		90	4-6	50	47	44	44	2	2
DIV. I NON-CONF.		10- 1		19	0- 0	165	183	30	30	2	2
-----											
TOTALS	RPI 1-25		RPI 26-50		W-L RECORDS	RPI 51-100		RPI 101-150		RPI 150+	
11- 6	0- 2		0- 3		OVERALL	1- 1		2- 0		8- 0	
5- 3	0- 1		0- 1		HOME	0- 1		1- 0		4- 0	
5- 3	0- 1		0- 2		AWAY	1- 0		1- 0		3- 0	
1- 0	0- 0		0- 0		NEUTRAL	0- 0		0- 0		1- 0	
10- 1	0- 0		0- 1		NON-CONFERENCE	0- 0		2- 0		8- 0	
5- 0	0- 0		0- 0		HOME	0- 0		1- 0		4- 0	
4- 1	0- 0		0- 1		AWAY	0- 0		1- 0		3- 0	
1- 0	0- 0		0- 0		NEUTRAL	0- 0		0- 0		1- 0	
1- 5	0- 2		0- 2		CONFERENCE	1- 1		0- 0		0- 0	
0- 3	0- 1		0- 1		HOME	0- 1		0- 0		0- 0	
1- 2	0- 1		0- 1		AWAY	1- 0		0- 0		0- 0	
0- 0	0- 0		0- 0		NEUTRAL	0- 0		0- 0		0- 0	

RPI 1-25				RPI 26-50				Team's RPI: 44				RPI 51-100				RPI 101+			
RPI	S	Opponent	Score	RPI	S	Opponent	Score	RPI	S	Opponent	Score	RPI	S	Opponent	Score	RPI	S	Opponent	Score
3	H	Oregon	53 93	30	A	Cal i forni a	59 66	58	A	UCLA	72 67	122	H	Fresno St.	62 61				
4	A	Stanford	64 72	31	A	Texas A&M	51 71	58	H	UCLA	65 72	125	A	UT Ar lington	73 61				
				40	H	Oregon St.	52 76					151	N	Utah St.	55 46				
												155	H	CSUN	58 42				
												173	H	Santa Clara	77 46				
												187	H	UC Ri versi de	73 55				
												216	A	UNLV	86 72				
												240	A	Nevada	72 51				
												258	A	Long Beach St.	86 50				
												296	H	UC Santa Barbara	82 39				
LAST 12 Di vi si on I GAMES:																			
				58	H	UCLA	65 72	58	A	UCLA	72 67								
				125	A	UT Ar lington	73 61	40	H	Oregon St.	52 76								
				31	A	Texas A&M	51 71	3	H	Oregon	53 93								
				155	H	CSUN	58 42	30	A	Cal i forni a	59 66								
				216	A	UNLV	86 72	4	A	Stanford	64 72								
				122	H	Fresno St.	62 61	240	A	Nevada	72 51								

Non-Di v I Games:

Southern Cal i forni a

Average RPI Win:	213	WON-LOST	WINNING	LAST 10	STRENGTH OF	OPP. STRENGTH	TEAM	ADJ.	CONF.	ADJ CONF.
Average RPI Loss:	132	RECORD	PCT. RANK	GAMES	SCHEDULE	OF SCHEDULE	RPI	RPI	RPI	RPI
DIV. I ONLY	8- 8	165	5-5	142	212	165	165	12	12	
DIV. I NON-CONF.	7- 4	109	0- 0	121	187	83	83	14	14	
-----										
TOTALS	RPI 1-25	RPI 26-50	W-L RECORDS	RPI 51-100	RPI 101-150	RPI 150+				
8- 8	0- 1	0- 0	OVERALL	1- 1	1- 2	6- 4				
6- 1	0- 0	0- 0	HOME	0- 0	1- 0	5- 1				
1- 6	0- 0	0- 0	AWAY	0- 1	0- 2	1- 3				
1- 1	0- 1	0- 0	NEUTRAL	1- 0	0- 0	0- 0				
7- 4	0- 1	0- 0	NON-CONFERENCE	1- 0	1- 2	5- 1				
5- 0	0- 0	0- 0	HOME	0- 0	1- 0	4- 0				
1- 3	0- 0	0- 0	AWAY	0- 0	0- 2	1- 1				
1- 1	0- 1	0- 0	NEUTRAL	1- 0	0- 0	0- 0				
1- 4	0- 0	0- 0	CONFERENCE	0- 1	0- 0	1- 3				
1- 1	0- 0	0- 0	HOME	0- 0	0- 0	1- 1				
0- 3	0- 0	0- 0	AWAY	0- 1	0- 0	0- 2				
0- 0	0- 0	0- 0	NEUTRAL	0- 0	0- 0	0- 0				

RPI 1-25				RPI 26-50				RPI 51-100				RPI 101+				Team's RPI: 165
RPI	S	Opponent	Score	RPI	S	Opponent	Score	RPI	S	Opponent	Score	RPI	S	Opponent	Score	
14	N	Arizona St.	38 <b>82</b>					90	A	Missouri St.	51 <b>66</b>	105	A	Western Ky.	76 <b>83</b>	
								97	N	Hartford	72 50	113	H	Northern Ill.	82 73	
												143	A	UT Martin	94 <b>95</b>	
												153	H	IUPUI	78 73	
												156	H	Indiana St.	58 <b>61</b>	
												171	A	Bradley	53 <b>58</b>	
												182	A	Illinois St.	52 <b>60</b>	
												198	A	Saint Louis	58 <b>62</b>	
												220	H	Southeast Mo. St.	60 40	
												242	H	Marshall	58 49	
												254	H	Eastern Ill.	73 59	
												284	A	Murray St.	65 59	
												344	H	Evansville	67 47	
-----																
LAST 12 Division I GAMES:																
153	H	IUPUI	78 73	171	A	Bradley	53 <b>58</b>	182	A	Illinois St.	52 <b>60</b>	90	A	Missouri St.	51 <b>66</b>	
284	A	Murray St.	65 59	156	H	Indiana St.	58 <b>61</b>	344	H	Evansville	67 47	97	N	Hartford	72 50	
254	H	Eastern Ill.	73 59													
113	H	Northern Ill.	82 73													
198	A	Saint Louis	58 <b>62</b>													
14	N	Arizona St.	38 <b>82</b>													

Non-Div I Games:

Southern Ill.



Average RPI Win:	253	WON-LOST	WINNING	LAST 10	STRENGTH OF	OPP. STRENGTH	TEAM	ADJ.	CONF.	ADJ CONF.
Average RPI Loss:	115	RECORD	PCT. RANK	GAMES	SCHEDULE	OF SCHEDULE	RPI	RPI	RPI	RPI
DIV. I ONLY	7- 10	222	3-7	90	307	207	207	16	16	
DIV. I NON-CONF.	6- 5	143	0- 0	246	314	233	233	18	18	
-----										
TOTALS	RPI 1-25	RPI 26-50	W-L RECORDS	RPI 51-100	RPI 101-150	RPI 150+				
7- 10	0- 1	0- 0	OVERALL	0- 3	0- 3	7- 3				
6- 6	0- 1	0- 0	HOME	0- 1	0- 2	6- 2				
1- 4	0- 0	0- 0	AWAY	0- 2	0- 1	1- 1				
0- 0	0- 0	0- 0	NEUTRAL	0- 0	0- 0	0- 0				
6- 5	0- 1	0- 0	NON-CONFERENCE	0- 1	0- 2	6- 1				
5- 3	0- 1	0- 0	HOME	0- 0	0- 1	5- 1				
1- 2	0- 0	0- 0	AWAY	0- 1	0- 1	1- 0				
0- 0	0- 0	0- 0	NEUTRAL	0- 0	0- 0	0- 0				
1- 5	0- 0	0- 0	CONFERENCE	0- 2	0- 1	1- 2				
1- 3	0- 0	0- 0	HOME	0- 1	0- 1	1- 1				
0- 2	0- 0	0- 0	AWAY	0- 1	0- 0	0- 1				
0- 0	0- 0	0- 0	NEUTRAL	0- 0	0- 0	0- 0				

RPI 1-25				RPI 26-50				RPI 51-100				RPI 101+ Team's RPI: 207			
RPI	S	Opponent	Score	RPI	S	Opponent	Score	RPI	S	Opponent	Score	RPI	S	Opponent	Score
7	H	Mississippi St.	42 86					54	H	Old Dominion	50 53	103	H	Rice	47 58
								68	A	Middle Tenn.	49 66	119	H	Houston	44 61
								87	A	Tulane	54 71	136	A	South Alabama	68 77
												154	A	UAB	60 71
												160	H	Grambling	68 47
												168	H	Charlotte	65 54
												189	H	North Texas	48 62
												229	H	Samford	76 40
												230	H	Sam Houston St.	61 65
												238	A	Southeastern La.	59 52
												295	H	Mississippi Val.	67 60
												330	H	Northwestern St.	69 54
												350	H	Alcorn	66 47
LAST 12 Division I GAMES:															
103	H	Rice	47 58	54	H	Old Dominion	50 53	168	H	Charlotte	65 54				
119	H	Houston	44 61	154	A	UAB	60 71	68	A	Middle Tenn.	49 66				
238	A	Southeastern La.	59 52	189	H	North Texas	48 62	330	H	Northwestern St.	69 54				
7	H	Mississippi St.	42 86												
350	H	Alcorn	66 47												
87	A	Tulane	54 71												

Non-Div I Games: William Carey 74 48 Blue Mountain (MS) 84 38

Southern Miss.

Average RPI	Win:	276	WON-LOST	WINNING	LAST 10	STRENGTH OF	OPP. STRENGTH	TEAM	ADJ.	CONF.	ADJ CONF.
Average RPI	Loss:	84	RECORD	PCT. RANK	GAMES	SCHEDULE	OF SCHEDULE	RPI	RPI	RPI	RPI
DIV. I ONLY		5- 8		240	6-4	143	131	184	184	30	30
DIV. I NON-CONF.		0- 7		336	0- 0	2	13	170	170	26	26
-----											
TOTALS	RPI 1-25		RPI 26-50		W-L RECORDS	RPI 51-100		RPI 101-150		RPI 150+	
5- 8	0- 3		0- 0		OVERALL	0- 2		0- 1		5- 2	
3- 2	0- 0		0- 0		HOME	0- 0		0- 1		3- 1	
2- 6	0- 3		0- 0		AWAY	0- 2		0- 0		2- 1	
0- 0	0- 0		0- 0		NEUTRAL	0- 0		0- 0		0- 0	
0- 7	0- 3		0- 0		NON-CONFERENCE	0- 2		0- 1		0- 1	
0- 1	0- 0		0- 0		HOME	0- 0		0- 1		0- 0	
0- 6	0- 3		0- 0		AWAY	0- 2		0- 0		0- 1	
0- 0	0- 0		0- 0		NEUTRAL	0- 0		0- 0		0- 0	
5- 1	0- 0		0- 0		CONFERENCE	0- 0		0- 0		5- 1	
3- 1	0- 0		0- 0		HOME	0- 0		0- 0		3- 1	
2- 0	0- 0		0- 0		AWAY	0- 0		0- 0		2- 0	
0- 0	0- 0		0- 0		NEUTRAL	0- 0		0- 0		0- 0	

RPI 1-25				RPI 26-50				RPI 51-100				RPI 101+ Team's RPI: 184			
RPI	S	Opponent	Score	RPI	S	Opponent	Score	RPI	S	Opponent	Score	RPI	S	Opponent	Score
2	A	Baylor	49 94					59	A	Michigan	35 76	136	H	South Alabama	49 53
14	A	Arizona St.	47 69					63	A	TCU	40 69	158	A	Texas Tech	58 76
24	A	Kentucky	41 91									160	A	Grambling	86 81
												212	H	Prairie View	54 55
												250	H	Texas Southern	63 61
												295	H	Mississippi Val.	74 67
												333	A	Jackson St.	76 74
												342	H	Ark. -Pine Bluff	73 41
-----															
LAST 12 Division I GAMES:															
212	H	Prairie View	54 55	295	H	Mississippi Val.	74 67								
59	A	Michigan	35 76	342	H	Ark. -Pine Bluff	73 41								
158	A	Texas Tech	58 76	333	A	Jackson St.	76 74								
63	A	TCU	40 69	160	A	Grambling	86 81								
14	A	Arizona St.	47 69	250	H	Texas Southern	63 61								
136	H	South Alabama	49 53	2	A	Baylor	49 94								

Non-Div I Games: Dillard 61 63 Wiley 89 58 Louisiana Col. 77 53 Millsaps 71 36 Southern U.

Average RPI Win:	210	WON-LOST	WINNING	LAST 10	STRENGTH OF	OPP. STRENGTH	TEAM	ADJ.	CONF.	ADJ CONF.
Average RPI Loss:	147	RECORD	PCT. RANK	GAMES	SCHEDULE	OF SCHEDULE	RPI	RPI	RPI	RPI
DIV. I ONLY	5- 11	262	3-7	113	242	210	210	15	15	
DIV. I NON-CONF.	3- 6	241	0- 1	46	249	193	193	12	12	
-----										
TOTALS	RPI 1-25	RPI 26-50	W-L RECORDS	RPI 51-100	RPI 101-150	RPI 150+				
5- 11	1- 0	0- 0	OVERALL	0- 2	0- 5	4- 4				
4- 2	1- 0	0- 0	HOME	0- 0	0- 1	3- 1				
1- 9	0- 0	0- 0	AWAY	0- 2	0- 4	1- 3				
0- 0	0- 0	0- 0	NEUTRAL	0- 0	0- 0	0- 0				
3- 6	1- 0	0- 0	NON-CONFERENCE	0- 2	0- 1	2- 3				
3- 1	1- 0	0- 0	HOME	0- 0	0- 0	2- 1				
0- 5	0- 0	0- 0	AWAY	0- 2	0- 1	0- 2				
0- 0	0- 0	0- 0	NEUTRAL	0- 0	0- 0	0- 0				
2- 5	0- 0	0- 0	CONFERENCE	0- 0	0- 4	2- 1				
1- 1	0- 0	0- 0	HOME	0- 0	0- 1	1- 0				
1- 4	0- 0	0- 0	AWAY	0- 0	0- 3	1- 1				
0- 0	0- 0	0- 0	NEUTRAL	0- 0	0- 0	0- 0				

RPI 1-25				RPI 26-50				RPI 51-100				RPI 101+				Team's RPI: 210
RPI	S	Opponent	Score	RPI	S	Opponent	Score	RPI	S	Opponent	Score	RPI	S	Opponent	Score	
19	H	BYU	67 64					62	A	Boise St.	53 88	118	H	Idaho St.	57 69	
								100	A	UC Davis	45 68	144	A	Portland St.	49 63	
												146	A	Montana	57 79	
												147	A	UC Irvine	58 75	
												148	A	Montana St.	64 69	
												152	H	Denver	70 71	
												170	A	Oral Roberts	59 64	
												187	A	UC Riverside	50 56	
												222	H	Utah Valley	60 59	
												239	A	Sacramento St.	76 77	
												245	H	San Diego	69 59	
												260	A	Northern Ariz.	82 76	
												304	H	Weber St.	84 79	
-----																
LAST 12 Division I GAMES:																
118	H	Idaho St.	57 69	187	A	UC Riverside	50 56									
146	A	Montana	57 79	239	A	Sacramento St.	76 77									
148	A	Montana St.	64 69	144	A	Portland St.	49 63									
62	A	Boise St.	53 88	260	A	Northern Ariz.	82 76									
152	H	Denver	70 71	304	H	Weber St.	84 79									
222	H	Utah Valley	60 59	170	A	Oral Roberts	59 64									

Non-Div I Games:

Southern Utah

Average RPI Win:	250	WON-LOST	WINNING	LAST 10	STRENGTH OF	OPP. STRENGTH	TEAM	ADJ.	CONF.	ADJ CONF.
Average RPI Loss:	142	RECORD	PCT. RANK	GAMES	SCHEDULE	OF SCHEDULE	RPI	RPI	RPI	RPI
DIV. I ONLY	4- 14	301	2-8	104	231	246	246	17	17	
DIV. I NON-CONF.	3- 10	278	0- 0	72	235	223	223	17	17	
-----										
TOTALS	RPI 1-25	RPI 26-50	W-L RECORDS	RPI 51-100	RPI 101-150	RPI 150+				
4- 14	0- 0	0- 2	OVERALL	0- 2	0- 4	4- 6				
2- 6	0- 0	0- 0	HOME	0- 2	0- 2	2- 2				
2- 7	0- 0	0- 1	AWAY	0- 0	0- 2	2- 4				
0- 1	0- 0	0- 1	NEUTRAL	0- 0	0- 0	0- 0				
3- 10	0- 0	0- 2	NON-CONFERENCE	0- 2	0- 2	3- 4				
2- 3	0- 0	0- 0	HOME	0- 2	0- 0	2- 1				
1- 6	0- 0	0- 1	AWAY	0- 0	0- 2	1- 3				
0- 1	0- 0	0- 1	NEUTRAL	0- 0	0- 0	0- 0				
1- 4	0- 0	0- 0	CONFERENCE	0- 0	0- 2	1- 2				
0- 3	0- 0	0- 0	HOME	0- 0	0- 2	0- 1				
1- 1	0- 0	0- 0	AWAY	0- 0	0- 0	1- 1				
0- 0	0- 0	0- 0	NEUTRAL	0- 0	0- 0	0- 0				

RPI 1-25				RPI 26-50				RPI 51-100				RPI 101+				Team's RPI: 246	
RPI	S	Opponent	Score	RPI	S	Opponent	Score	RPI	S	Opponent	Score	RPI	S	Opponent	Score		
				33	A	Buffal o	43 90	61	H	Bucknel l	46 77	110	H	Dayton	49 62		
				34	N	Ohio	53 70	91	H	Kent St.	64 76	116	A	Penn St.	65 80		
												121	A	Georgi a	40 67		
												150	H	Duquesne	54 60		
												152	A	Denver	62 76		
												179	A	Akron	58 67		
												197	A	Cornel l	44 58		
												198	H	Sai nt Loui s	45 62		
												199	A	George Mason	68 57		
												248	A	Ni agara	76 48		
												261	H	Hofstra	59 67		
												263	H	Si ena	74 58		
												288	A	Sai nt Joseph' s	41 66		
												291	H	Can i si us	100 94		
LAST 12 Di vi si on I GAMES:																	
				197	A	Cornel l	44 58	198	H	Sai nt Loui s	45 62						
				33	A	Buffal o	43 90	110	H	Dayton	49 62						
				91	H	Kent St.	64 76	288	A	Sai nt Joseph' s	41 66						
				116	A	Penn St.	65 80	199	A	George Mason	68 57						
				263	H	Si ena	74 58	150	H	Duquesne	54 60						
				179	A	Akron	58 67	61	H	Bucknel l	46 77						

Non-Div I Games:

St. Bonaventure

Average RPI Win:	295	WON-LOST	WINNING	LAST 10	STRENGTH OF	OPP. STRENGTH	TEAM	ADJ.	CONF.	ADJ CONF.
Average RPI Loss:	204	RECORD	PCT. RANK	GAMES	SCHEDULE	OF SCHEDULE	RPI	RPI	RPI	RPI
DIV. I ONLY	9- 8	150	5-5	337	331	276	276	31	31	
DIV. I NON-CONF.	5- 6	177	0- 0	324	315	278	278	31	31	
-----										
TOTALS	RPI 1-25	RPI 26-50	W-L RECORDS	RPI 51-100	RPI 101-150	RPI 150+				
9- 8	0- 0	0- 0	OVERALL	0- 2	0- 0	9- 6				
4- 4	0- 0	0- 0	HOME	0- 1	0- 0	4- 3				
4- 3	0- 0	0- 0	AWAY	0- 1	0- 0	4- 2				
1- 1	0- 0	0- 0	NEUTRAL	0- 0	0- 0	1- 1				
5- 6	0- 0	0- 0	NON-CONFERENCE	0- 2	0- 0	5- 4				
2- 2	0- 0	0- 0	HOME	0- 1	0- 0	2- 1				
2- 3	0- 0	0- 0	AWAY	0- 1	0- 0	2- 2				
1- 1	0- 0	0- 0	NEUTRAL	0- 0	0- 0	1- 1				
4- 2	0- 0	0- 0	CONFERENCE	0- 0	0- 0	4- 2				
2- 2	0- 0	0- 0	HOME	0- 0	0- 0	2- 2				
2- 0	0- 0	0- 0	AWAY	0- 0	0- 0	2- 0				
0- 0	0- 0	0- 0	NEUTRAL	0- 0	0- 0	0- 0				

RPI 1-25				RPI 26-50				RPI 51-100				RPI 101+ Team's RPI: 276					
RPI	S	Opponent	Score	RPI	S	Opponent	Score	RPI	S	Opponent	Score	RPI	S	Opponent	Score		
								75	A	Seton Hall	77	100	161	A	Morehead St.	101	94
								84	H	Princeton	64	83	167	A	Stony Brook	67	74
													211	H	Sacred Heart	66	68
													243	H	Robert Morris	56	75
													255	H	Albany (NY)	60	67
													257	H	Saint Francis (PA)	78	65
													280	A	Bryant	60	55
													285	A	Army West Point	57	69
													300	A	Loyola Maryland	75	70
													303	H	Saint Peter's	74	70
													309	N	Valparaiso	76	78
													316	H	Wagner	76	61
													340	H	Manhattan	73	65
													343	N	Chicago St.	110	73
													351	A	LIU Brooklyn	79	67
LAST 12 Division I GAMES:																	
316	H	Wagner	76	61	351	A	LIU Brooklyn	79	67	211	H	Sacred Heart	66	68			
167	A	Stony Brook	67	74	257	H	Saint Francis (PA)	78	65	243	H	Robert Morris	56	75			
84	H	Princeton	64	83	280	A	Bryant	60	55	285	A	Army West Point	57	69			
255	H	Albany (NY)	60	67													
303	H	Saint Peter's	74	70													
300	A	Loyola Maryland	75	70													

Non-Div I Games: Mercy 102 51

St. Francis Brooklyn

Average RPI	Win:	220	WON-LOST	WINNING	LAST 10	STRENGTH OF	OPP. STRENGTH	TEAM	ADJ.	CONF.	ADJ CONF.
Average RPI	Loss:	51	RECORD	PCT. RANK	GAMES	SCHEDULE	OF SCHEDULE	RPI	RPI	RPI	RPI
DIV. I ONLY		8- 10		204	2-8	59	72	107	107	5	5
DIV. I NON-CONF.		7- 4		109	0- 0	149	94	88	88	4	4
-----											
TOTALS	RPI 1-25		RPI 26-50		W-L RECORDS	RPI 51-100		RPI 101-150		RPI 150+	
8- 10	0- 4		1- 1		OVERALL	0- 4		1- 1		6- 0	
2- 3	0- 1		0- 0		HOME	0- 2		1- 0		1- 0	
4- 6	0- 2		0- 1		AWAY	0- 2		0- 1		4- 0	
2- 1	0- 1		1- 0		NEUTRAL	0- 0		0- 0		1- 0	
7- 4	0- 2		1- 0		NON-CONFERENCE	0- 1		1- 1		5- 0	
2- 1	0- 1		0- 0		HOME	0- 0		1- 0		1- 0	
3- 2	0- 0		0- 0		AWAY	0- 1		0- 1		3- 0	
2- 1	0- 1		1- 0		NEUTRAL	0- 0		0- 0		1- 0	
1- 6	0- 2		0- 1		CONFERENCE	0- 3		0- 0		1- 0	
0- 2	0- 0		0- 0		HOME	0- 2		0- 0		0- 0	
1- 4	0- 2		0- 1		AWAY	0- 1		0- 0		1- 0	
0- 0	0- 0		0- 0		NEUTRAL	0- 0		0- 0		0- 0	

RPI 1-25				RPI 26-50				RPI 51-100				RPI 101+ Team's RPI: 107			
RPI	S	Opponent	Score	RPI	S	Opponent	Score	RPI	S	Opponent	Score	RPI	S	Opponent	Score
8	N	UConn	55 65	35	N	Purdue	68 62	55	A	James Madison	51 64	109	H	Yale	56 52
15	A	Marquette	73 83	42	A	DePaul	64 73	67	H	Creighton	63 65	114	A	Wake Forest	59 64
21	A	Butler	45 66					75	A	Seton Hall	67 77	175	A	Xavier	76 57
23	H	Florida St.	53 57					86	H	Providence	66 67	193	N	Ole Miss	64 59
-----															
LAST 12 Division I GAMES:															
175	A	Xavier	76 57	15	A	Marquette	73 83								
75	A	Seton Hall	67 77	42	A	DePaul	64 73								
55	A	James Madison	51 64	67	H	Creighton	63 65								
279	A	La Salle	83 57	86	H	Providence	66 67								
23	H	Florida St.	53 57	21	A	Butler	45 66								
109	H	Yale	56 52	114	A	Wake Forest	59 64								

Non-Div I Games:

St. John's (NY)

Average RPI	Win:	98	WON-LOST	WINNING	LAST 10	STRENGTH OF	OPP. STRENGTH	TEAM	ADJ.	CONF.	ADJ CONF.
Average RPI	Loss:	11	RECORD	PCT. RANK	GAMES	SCHEDULE	OF SCHEDULE	RPI	RPI	RPI	RPI
DIV. I ONLY		16- 1		6	10-0	21	5	4	4	2	2
DIV. I NON-CONF.		10- 1		19	0- 0	18	36	4	4	2	2
-----											
TOTALS	RPI 1-25		RPI 26-50		W-L RECORDS	RPI 51-100		RPI 101-150		RPI 150+	
16- 1	2- 1		3- 0		OVERALL	5- 0		3- 0		3- 0	
9- 0	1- 0		1- 0		HOME	3- 0		2- 0		2- 0	
5- 1	1- 1		2- 0		AWAY	1- 0		0- 0		1- 0	
2- 0	0- 0		0- 0		NEUTRAL	1- 0		1- 0		0- 0	
10- 1	1- 1		2- 0		NON-CONFERENCE	2- 0		2- 0		3- 0	
5- 0	1- 0		0- 0		HOME	1- 0		1- 0		2- 0	
3- 1	0- 1		2- 0		AWAY	0- 0		0- 0		1- 0	
2- 0	0- 0		0- 0		NEUTRAL	1- 0		1- 0		0- 0	
6- 0	1- 0		1- 0		CONFERENCE	3- 0		1- 0		0- 0	
4- 0	0- 0		1- 0		HOME	2- 0		1- 0		0- 0	
2- 0	1- 0		0- 0		AWAY	1- 0		0- 0		0- 0	
0- 0	0- 0		0- 0		NEUTRAL	0- 0		0- 0		0- 0	

RPI	S	Opponent	Score	RPI	S	Opponent	Score	RPI	S	Opponent	Score	RPI	S	Opponent	Score
2	H	Bayl or	68 63	33	A	Buffal o	62 55	56	A	Ari zona	78 48	111	H	Washi ngton	91 54
11	A	Gonzaga	73 79	44	H	Southern Cal i forn i a	72 64	58	H	UCLA	86 80	115	N	Amer i can	71 49
14	A	Ari zona St.	72 65	45	A	Tennessee	95 85	92	H	Washi ngton St.	85 64	129	H	I daho	115 71
								96	N	FGCU	88 65	155	H	CSUN	69 43
								100	H	UC Davi s	71 43	253	H	San Franci sco	96 62
												268	A	Hawai i	81 59
-----															
LAST 12 Divi s i on I GAMES:															
44	H	Southern Cal i forn i a	72 64	92	H	Washi ngton St.	85 64								
155	H	CSUN	69 43	111	H	Washi ngton	91 54								
33	A	Buffal o	62 55	56	A	Ari zona	78 48								
45	A	Tennessee	95 85	14	A	Ari zona St.	72 65								
2	H	Bayl or	68 63	58	H	UCLA	86 80								
11	A	Gonzaga	73 79	268	A	Hawai i	81 59								

Non-Di v I Games:

Stanford

Average RPI Win: 297

Average RPI Loss: 123

WON-LOST  
RECORDWINNING  
PCT. RANKLAST 10  
GAMESSTRENGTH OF  
SCHEDULEOPP. STRENGTH  
OF SCHEDULETEAM  
RPIADJ.  
RPICONF.  
RPIADJ CONF.  
RPIDIV. I ONLY  
DIV. I NON-CONF.6- 11  
3- 9250  
2717-3  
0- 0172  
100232  
169244  
253244  
25325  
2725  
27

TOTALS

RPI 1-25

RPI 26-50

W-L RECORDS

RPI 51-100

RPI 101-150

RPI 150+

6- 11

0- 2

0- 1

OVERALL

0- 2

0- 3

6- 3

5- 2

0- 1

0- 0

HOME

0- 1

0- 0

5- 0

1- 6

0- 1

0- 1

AWAY

0- 0

0- 2

1- 2

0- 3

0- 0

0- 0

NEUTRAL

0- 1

0- 1

0- 1

3- 9

0- 2

0- 1

NON-CONFERENCE

0- 2

0- 3

3- 1

3- 2

0- 1

0- 0

HOME

0- 1

0- 0

3- 0

0- 4

0- 1

0- 1

AWAY

0- 0

0- 2

0- 0

0- 3

0- 0

0- 0

NEUTRAL

0- 1

0- 1

0- 1

3- 2

0- 0

0- 0

CONFERENCE

0- 0

0- 0

3- 2

2- 0

0- 0

0- 0

HOME

0- 0

0- 0

2- 0

1- 2

0- 0

0- 0

AWAY

0- 0

0- 0

1- 2

0- 0

0- 0

0- 0

NEUTRAL

0- 0

0- 0

0- 0

RPI 1-25

RPI 26-50

RPI 51-100

RPI 101+

Team's RPI: 244

RPI	S	Opponent	Score
17	H	UCF	55 78
20	A	Texas	46 65

RPI	S	Opponent	Score
45	A	Tennessee	55 65

RPI	S	Opponent	Score
82	N	Wright St.	44 57
94	H	Penn	53 75

RPI	S	Opponent	Score
117	A	Al abama	47 59
130	A	Tul sa	54 55
135	N	Mari st	69 76
157	A	North Ala.	55 71
224	H	North Dakota	74 63
261	N	Hofstra	50 53
265	H	Li berty	69 52
297	A	North Florida	57 71
302	H	North Dakota St.	60 59
319	H	NJIT	74 48
326	A	Li pscomb	80 65
345	H	Fl ori da A&M	69 44

LAST 12 Division I GAMES:

94	H	Penn	53 75	319	H	NJIT	74 48
302	H	North Dakota St.	60 59	157	A	North Ala.	55 71
345	H	Fl ori da A&M	69 44	297	A	North Florida	57 71
224	H	North Dakota	74 63	326	A	Li pscomb	80 65
20	A	Texas	46 65	265	H	Li berty	69 52
45	A	Tennessee	55 65	117	A	Al abama	47 59

Non-Div I Games:

Central St. (OH)

81 51

Webber Int'l

80 52

Stetson

Loss, 
 Non-Conf, 
 S Site, 
 H Home
A Away 
 N Neutral



Average RPI Win:	270	WON-LOST	WINNING	LAST 10
Average RPI Loss:	102	RECORD	PCT. RANK	GAMES

DIV. I ONLY	13- 5	55	6-4	290	252	167	167	23	23
DIV. I NON-CONF.	10- 2	37	0- 0	280	294	90	90	23	23
TOTALS	RPI 1-25	RPI 26-50	W-L RECORDS	RPI 51-100	RPI 101-150	RPI 150+			
13- 5	0- 1	0- 0	OVERALL	0- 3	1- 0	12- 1			
7- 3	0- 0	0- 0	HOME	0- 2	0- 0	7- 1			
6- 2	0- 1	0- 0	AWAY	0- 1	1- 0	5- 0			
0- 0	0- 0	0- 0	NEUTRAL	0- 0	0- 0	0- 0			
10- 2	0- 1	0- 0	NON-CONFERENCE	0- 1	1- 0	9- 0			
6- 0	0- 0	0- 0	HOME	0- 0	0- 0	6- 0			
4- 2	0- 1	0- 0	AWAY	0- 1	1- 0	3- 0			
0- 0	0- 0	0- 0	NEUTRAL	0- 0	0- 0	0- 0			
3- 3	0- 0	0- 0	CONFERENCE	0- 2	0- 0	3- 1			
1- 3	0- 0	0- 0	HOME	0- 2	0- 0	1- 1			
2- 0	0- 0	0- 0	AWAY	0- 0	0- 0	2- 0			
0- 0	0- 0	0- 0	NEUTRAL	0- 0	0- 0	0- 0			

RPI 1-25				RPI 26-50				RPI 51-100				RPI 101+ Team's RPI: 167			
RPI	S	Opponent	Score	RPI	S	Opponent	Score	RPI	S	Opponent	Score	RPI	S	Opponent	Score
16	A	Rutgers	47 61					65	H	Maine	54 68	116	A	Penn St.	81 70
								79	A	Toledo	48 80	197	H	Cornell	63 61
								97	H	Hartford	36 64	211	A	Sacred Heart	73 58
												232	A	Binghamton	65 56
												255	H	Albany (NY)	49 54
												261	H	Hofstra	77 49
												276	H	St. Francis Brooklyn	74 67
												286	H	Ga. Southern	72 43
												294	H	UMass Lowell	76 56
												308	A	New Hampshire	82 63
												316	H	Wagner	70 45
												331	A	Iona	53 51
												340	A	Manhattan	79 48
												347	H	Fairleigh Dickinson	63 49
LAST 12 Division I GAMES:															
				97	H	Hartford	36 64	255	H	Albany (NY)	49 54				
				276	H	St. Francis Brooklyn	74 67	65	H	Maine	54 68				
				79	A	Toledo	48 80	308	A	New Hampshire	82 63				
				316	H	Wagner	70 45	232	A	Binghamton	65 56				
				331	A	Iona	53 51	294	H	UMass Lowell	76 56				
				347	H	Fairleigh Dickinson	63 49	211	A	Sacred Heart	73 58				

Stony Brook

Average RPI	Win:	98	WON-LOST	WINNING	LAST 10	STRENGTH OF	OPP. STRENGTH	TEAM	ADJ.	CONF.	ADJ CONF.
Average RPI	Loss:	44	RECORD	PCT. RANK	GAMES	SCHEDULE	OF SCHEDULE	RPI	RPI	RPI	RPI
DIV. I ONLY		15- 4	34	8-2	4	55	9	9	1	1	
DIV. I NON-CONF.		11- 2	33	0- 0	10	105	7	7	1	1	
-----											
TOTALS	RPI 1-25		RPI 26-50		W-L RECORDS	RPI 51-100		RPI 101-150		RPI 150+	
15- 4	1- 1		5- 2		OVERALL	4- 0		2- 1		3- 0	
7- 1	0- 0		2- 1		HOME	1- 0		1- 0		3- 0	
3- 3	0- 1		1- 1		AWAY	2- 0		0- 1		0- 0	
5- 0	1- 0		2- 0		NEUTRAL	1- 0		1- 0		0- 0	
11- 2	1- 1		3- 0		NON-CONFERENCE	2- 0		2- 1		3- 0	
6- 0	0- 0		1- 0		HOME	1- 0		1- 0		3- 0	
0- 2	0- 1		0- 0		AWAY	0- 0		0- 1		0- 0	
5- 0	1- 0		2- 0		NEUTRAL	1- 0		1- 0		0- 0	
4- 2	0- 0		2- 2		CONFERENCE	2- 0		0- 0		0- 0	
1- 1	0- 0		1- 1		HOME	0- 0		0- 0		0- 0	
3- 1	0- 0		1- 1		AWAY	2- 0		0- 0		0- 0	
0- 0	0- 0		0- 0		NEUTRAL	0- 0		0- 0		0- 0	

RPI	S	Opponent	Score	RPI	S	Opponent	Score	RPI	S	Opponent	Score	RPI	S	Opponent	Score
3	A	Oregon	73 75	27	H	Miami (FL)	71 84	61	H	Bucknell	70 56	102	H	Towson	98 55
17	N	UCF	57 52	31	H	Texas A&M	75 65	73	A	Virginia Tech	75 73	108	A	Minnesota	68 72
				37	A	Georgia Tech	55 65	84	N	Princeton	92 61	150	N	Duquesne	87 71
				38	A	Clemson	84 75	89	A	Pittsburgh	82 50	219	H	UMES	96 51
				39	N	Kansas St.	70 61					224	H	North Dakota	85 49
				42	N	DePaul	83 81					248	H	Niagara	94 45
				47	H	North Carolina	90 77								
-----															
LAST 12 Division I GAMES:															
				38	A	Clemson	84 75	27	H	Miami (FL)	71 84				
				17	N	UCF	57 52	37	A	Georgia Tech	55 65				
				150	N	Duquesne	87 71	89	A	Pittsburgh	82 50				
				248	H	Niagara	94 45	47	H	North Carolina	90 77				
				219	H	UMES	96 51	73	A	Virginia Tech	75 73				
				102	H	Towson	98 55	108	A	Minnesota	68 72				

Non-Div I Games:

Syracuse

Average RPI Win:	203	WON-LOST	WINNING	LAST 10	STRENGTH OF	OPP. STRENGTH	TEAM	ADJ.	CONF.	ADJ CONF.
Average RPI Loss:	25	RECORD	PCT. RANK	GAMES	SCHEDULE	OF SCHEDULE	RPI	RPI	RPI	RPI
DIV. I ONLY	13- 5	55	6-4	99	91	63	63	3	3	
DIV. I NON-CONF.	10- 1	19	0- 0	260	243	72	72	3	3	
-----										
TOTALS	RPI 1-25	RPI 26-50	W-L RECORDS	RPI 51-100	RPI 101-150	RPI 150+				
13- 5	0- 4	0- 0	OVERALL	1- 1	3- 0	9- 0				
11- 1	0- 1	0- 0	HOME	1- 0	3- 0	7- 0				
2- 3	0- 2	0- 0	AWAY	0- 1	0- 0	2- 0				
0- 1	0- 1	0- 0	NEUTRAL	0- 0	0- 0	0- 0				
10- 1	0- 1	0- 0	NON-CONFERENCE	0- 0	2- 0	8- 0				
8- 0	0- 0	0- 0	HOME	0- 0	2- 0	6- 0				
2- 0	0- 0	0- 0	AWAY	0- 0	0- 0	2- 0				
0- 1	0- 1	0- 0	NEUTRAL	0- 0	0- 0	0- 0				
3- 4	0- 3	0- 0	CONFERENCE	1- 1	1- 0	1- 0				
3- 1	0- 1	0- 0	HOME	1- 0	1- 0	1- 0				
0- 3	0- 2	0- 0	AWAY	0- 1	0- 0	0- 0				
0- 0	0- 0	0- 0	NEUTRAL	0- 0	0- 0	0- 0				

RPI	S	Opponent	Score	RPI	S	Opponent	Score	RPI	S	Opponent	Score	RPI	S	Opponent	Score
2	H	Baylor	55 79					71	A	Oklahoma St.	71 75	139	H	Oklahoma	86 71
13	A	Iowa St.	54 92					93	H	West Virginia	62 48	148	H	Montana St.	71 49
19	N	BYU	58 61									150	H	Duquesne	61 48
20	A	Texas	67 73									158	H	Texas Tech	78 70
-----															
Team's RPI: 63															
LAST 12 Division I GAMES:															
71	A	Oklahoma St.	71 75	139	H	Oklahoma	86 71	20	A	Texas	67 73	158	H	Texas Tech	78 70
93	H	West Virginia	62 48	20	A	Texas	67 73	13	A	Iowa St.	54 92	285	H	Army West Point	63 38
350	H	Alcorn	88 31	158	H	Texas Tech	78 70	2	H	Baylor	55 79				
230	H	Sam Houston St.	72 59												
184	H	Southern U.	69 40												
148	H	Montana St.	71 49												

Non-Div I Games:

TCU

Average RPI Win: 312

Average RPI Loss: 94

WON-LOST  
RECORDWINNING  
PCT. RANKLAST 10  
GAMESSTRENGTH OF  
SCHEDULEOPP. STRENGTH  
OF SCHEDULETEAM  
RPIADJ.  
RPICONF.  
RPIADJ CONF.  
RPIDIV. I ONLY  
DIV. I NON-CONF.4- 14  
4- 9301  
2521-9  
0- 1105  
174119  
154231  
226231  
2269  
99  
9

TOTALS

RPI 1-25

RPI 26-50

W-L RECORDS

RPI 51-100

RPI 101-150

RPI 150+

4- 14

0- 2

0- 2

OVERALL

0- 4

0- 5

4- 1

3- 3

0- 1

0- 0

HOME

0- 1

0- 1

3- 0

1- 10

0- 1

0- 2

AWAY

0- 3

0- 3

1- 1

0- 1

0- 0

0- 0

NEUTRAL

0- 0

0- 1

0- 0

4- 9

0- 1

0- 2

NON-CONFERENCE

0- 2

0- 3

4- 1

3- 0

0- 0

0- 0

HOME

0- 0

0- 0

3- 0

1- 8

0- 1

0- 2

AWAY

0- 2

0- 2

1- 1

0- 1

0- 0

0- 0

NEUTRAL

0- 0

0- 1

0- 0

0- 5

0- 1

0- 0

CONFERENCE

0- 2

0- 2

0- 0

0- 3

0- 1

0- 0

HOME

0- 1

0- 1

0- 0

0- 2

0- 0

0- 0

AWAY

0- 1

0- 1

0- 0

0- 0

0- 0

0- 0

NEUTRAL

0- 0

0- 0

0- 0

RPI 1-25

RPI 26-50

RPI 51-100

RPI 101+

Team's RPI: 231

RPI	S	Opponent	Score
8	H	UConn	67 88
18	A	South Carolina	60 88

RPI	S	Opponent	Score
27	A	Miami (FL)	61 73
42	A	DePaul	88 102

RPI	S	Opponent	Score
53	A	Villanova	68 76
87	H	Tulane	57 66
94	A	Penn	62 71
99	A	Cincinnati	52 72

RPI	S	Opponent	Score
119	A	Houston	65 78
135	A	Marist	68 74
141	H	South Fla.	53 63
145	N	Radford	50 56
150	A	Duquesne	53 54
193	A	Ole Miss	55 62
279	H	La Salle	75 47
288	A	Saint Joseph's	58 52
331	H	Lona	59 39
349	H	Delaware St.	75 61

LAST 12 Division I GAMES:

141	H	South Fla.	53 63	94	A	Penn	62 71
150	A	Duquesne	53 54	8	H	UConn	67 88
279	H	La Salle	75 47	99	A	Cincinnati	52 72
18	A	South Carolina	60 88	119	A	Houston	65 78
53	A	Villanova	68 76	87	H	Tulane	57 66
331	H	Lona	59 39	42	A	DePaul	88 102

Temple

Temple

Non-Div I Games:

Temple

Average RPI	Win:	170	WON-LOST	WINNING	LAST 10	STRENGTH OF	OPP. STRENGTH	TEAM	ADJ.	CONF.	ADJ CONF.
Average RPI	Loss:	59	RECORD	PCT. RANK	GAMES	SCHEDULE	OF SCHEDULE	RPI	RPI	RPI	RPI
DIV. I ONLY		12- 6		84	4-6	27	120	45	45	6	6
DIV. I NON-CONF.		11- 1		13	1- 0	76	176	23	23	6	6
-----											
TOTALS	RPI 1-25		RPI 26-50		W-L RECORDS	RPI 51-100		RPI 101-150		RPI 150+	
12- 6	1- 2		2- 1		OVERALL	2- 1		0- 2		7- 0	
7- 4	0- 2		0- 1		HOME	1- 1		0- 0		6- 0	
3- 2	1- 0		1- 0		AWAY	1- 0		0- 2		0- 0	
2- 0	0- 0		1- 0		NEUTRAL	0- 0		0- 0		1- 0	
11- 1	1- 1		1- 0		NON-CONFERENCE	2- 0		0- 0		7- 0	
7- 1	0- 1		0- 0		HOME	1- 0		0- 0		6- 0	
2- 0	1- 0		0- 0		AWAY	1- 0		0- 0		0- 0	
2- 0	0- 0		1- 0		NEUTRAL	0- 0		0- 0		1- 0	
1- 5	0- 1		1- 1		CONFERENCE	0- 1		0- 2		0- 0	
0- 3	0- 1		0- 1		HOME	0- 1		0- 0		0- 0	
1- 2	0- 0		1- 0		AWAY	0- 0		0- 2		0- 0	
0- 0	0- 0		0- 0		NEUTRAL	0- 0		0- 0		0- 0	

RPI 1-25				RPI 26-50				Team's RPI: 45				RPI 51-100				RPI 101+			
RPI	S	Opponent	Score	RPI	S	Opponent	Score	RPI	S	Opponent	Score	RPI	S	Opponent	Score	RPI	S	Opponent	Score
4	H	Stanford	85 95	36	H	Missouri	64 66	51	H	Arkansas	79 80	117	A	Alabama	65 86				
20	A	Texas	88 82	38	N	Clemson	78 66	71	A	Oklahoma St.	76 63	121	A	Georgia	62 66				
24	H	Kentucky	71 73	49	A	Auburn	78 69	72	H	Belmont	84 76	154	N	UAB	73 69				
												200	H	UNC Asheville	73 46				
												236	H	ETSU	80 61				
												244	H	Stetson	65 55				
												284	H	Murray St.	98 77				
												325	H	Presbyterian	97 49				
												345	H	Florida A&M	96 31				
-----																			
LAST 12 Division I GAMES:																			
				36	H	Missouri	64 66					154	N	UAB	73 69				
				49	A	Auburn	78 69					51	H	Arkansas	79 80				
				72	H	Belmont	84 76					117	A	Alabama	65 86				
				284	H	Murray St.	98 77					121	A	Georgia	62 66				
				236	H	ETSU	80 61					24	H	Kentucky	71 73				
				4	H	Stanford	85 95					20	A	Texas	88 82				

Non-Div I Games:

Tennessee

Average RPI Win:	323	WON-LOST	WINNING	LAST 10	STRENGTH OF	OPP. STRENGTH	TEAM	ADJ.	CONF.	ADJ CONF.
Average RPI Loss:	141	RECORD	PCT. RANK	GAMES	SCHEDULE	OF SCHEDULE	RPI	RPI	RPI	RPI
DIV. I ONLY	1- 17	347	1-9	108	184	301	301	22	22	
DIV. I NON-CONF.	0- 12	336	0- 0	112	155	314	314	20	20	
-----										
TOTALS	RPI 1-25	RPI 26-50	W-L RECORDS	RPI 51-100	RPI 101-150	RPI 150+				
1- 17	0- 1	0- 1	OVERALL	0- 4	0- 3	1- 8				
1- 4	0- 0	0- 0	HOME	0- 0	0- 2	1- 2				
0- 10	0- 1	0- 1	AWAY	0- 2	0- 1	0- 5				
0- 3	0- 0	0- 0	NEUTRAL	0- 2	0- 0	0- 1				
0- 12	0- 1	0- 1	NON-CONFERENCE	0- 3	0- 1	0- 6				
0- 1	0- 0	0- 0	HOME	0- 0	0- 1	0- 0				
0- 8	0- 1	0- 1	AWAY	0- 1	0- 0	0- 5				
0- 3	0- 0	0- 0	NEUTRAL	0- 2	0- 0	0- 1				
1- 5	0- 0	0- 0	CONFERENCE	0- 1	0- 2	1- 2				
1- 3	0- 0	0- 0	HOME	0- 0	0- 1	1- 2				
0- 2	0- 0	0- 0	AWAY	0- 1	0- 1	0- 0				
0- 0	0- 0	0- 0	NEUTRAL	0- 0	0- 0	0- 0				

RPI 1-25				RPI 26-50				RPI 51-100				RPI 101+ Team's RPI: 301			
RPI	S	Opponent	Score	RPI	S	Opponent	Score	RPI	S	Opponent	Score	RPI	S	Opponent	Score
5	A	Louisville	52 107	42	A	DePaul	73 95	51	N	Arkansas	55 79	104	A	Tennessee Tech	65 76
								72	A	Belmont	46 80	104	H	Tennessee Tech	59 69
								85	A	Troy	67 92	136	H	South Alabama	56 78
								89	N	Pittsburgh	56 78	161	H	Morehead St.	62 85
												162	N	Wisconsin	53 58
												169	A	Vanderbilt	63 89
												176	A	Ball St.	51 90
												195	H	Jacksonville St.	52 62
												242	A	Marshall	59 80
												282	A	Alabama A&M	57 67
												323	H	Eastern Ky.	60 38
												326	A	Lipscomb	62 64
LAST 12 Division I GAMES:															
104	H	Tennessee Tech	59 69	72	A	Belmont	46 80	104	A	Tennessee Tech	65 76	161	H	Morehead St.	62 85
176	A	Ball St.	51 90	42	A	DePaul	73 95	161	H	Morehead St.	62 85	323	H	Eastern Ky.	60 38
42	A	DePaul	73 95	51	N	Arkansas	55 79	195	H	Jacksonville St.	52 62	326	A	Lipscomb	62 64
242	A	Marshall	59 80	72	A	Belmont	46 80	89	N	Pittsburgh	56 78				
5	A	Louisville	52 107												
136	H	South Alabama	56 78												

Non-Div I Games:

Tennessee St.

Average RPI Win:	238	WON-LOST	WINNING	LAST 10	STRENGTH OF	OPP. STRENGTH	TEAM	ADJ.	CONF.	ADJ CONF.
Average RPI Loss:	93	RECORD	PCT. RANK	GAMES	SCHEDULE	OF SCHEDULE	RPI	RPI	RPI	RPI
DIV. I ONLY	12- 3	31	9-1	286	195	104	104	22	22	
DIV. I NON-CONF.	6- 3	91	0- 0	251	232	113	113	20	20	
-----										
TOTALS	RPI 1-25	RPI 26-50	W-L RECORDS	RPI 51-100	RPI 101-150	RPI 150+				
12- 3	0- 0	0- 0	OVERALL	2- 2	0- 0	10- 1				
6- 0	0- 0	0- 0	HOME	1- 0	0- 0	5- 0				
6- 2	0- 0	0- 0	AWAY	1- 1	0- 0	5- 1				
0- 1	0- 0	0- 0	NEUTRAL	0- 1	0- 0	0- 0				
6- 3	0- 0	0- 0	NON-CONFERENCE	1- 2	0- 0	5- 1				
3- 0	0- 0	0- 0	HOME	1- 0	0- 0	2- 0				
3- 2	0- 0	0- 0	AWAY	0- 1	0- 0	3- 1				
0- 1	0- 0	0- 0	NEUTRAL	0- 1	0- 0	0- 0				
6- 0	0- 0	0- 0	CONFERENCE	1- 0	0- 0	5- 0				
3- 0	0- 0	0- 0	HOME	0- 0	0- 0	3- 0				
3- 0	0- 0	0- 0	AWAY	1- 0	0- 0	2- 0				
0- 0	0- 0	0- 0	NEUTRAL	0- 0	0- 0	0- 0				

RPI 1-25				RPI 26-50				RPI 51-100				RPI 101+				Team's RPI: 104
RPI	S	Opponent	Score	RPI	S	Opponent	Score	RPI	S	Opponent	Score	RPI	S	Opponent	Score	
								51	A	Arkansas	42 65	175	A	Xavier	60 70	
								54	N	Old Domini on	73 80	195	A	Jacksonville St.	66 49	
								68	H	Middle Tenn.	68 64	200	H	UNC Asheville	60 53	
								72	A	Belmont	77 72	201	H	SIUE	79 55	
												254	H	Eastern Ill.	99 88	
												271	A	Wichita St.	55 45	
												301	A	Tennessee St.	69 59	
												301	H	Tennessee St.	76 65	
												326	A	Lipscomb	67 52	
												327	H	Western Caro.	77 58	
												334	A	Charleston So.	77 55	
-----																
LAST 12 Division I GAMES:																
301	A	Tennessee St.	69 59	195	A	Jacksonville St.	66 49	301	H	Tennessee St.	76 65	254	H	Eastern Ill.	99 88	
326	A	Lipscomb	67 52	301	H	Tennessee St.	76 65	201	H	SIUE	79 55	72	A	Belmont	77 72	
200	H	UNC Asheville	60 53	254	H	Eastern Ill.	99 88	334	A	Charleston So.	77 55					
51	A	Arkansas	42 65													
271	A	Wichita St.	55 45													
54	N	Old Domini on	73 80													

Non-Div I Games: Tenn. Wesleyan 100 58 Cumberland (TN) 88 55

Tennessee Tech

Average RPI Win:	153	WON-LOST	WINNING	LAST 10	STRENGTH OF	OPP. STRENGTH	TEAM	ADJ.	CONF.	ADJ CONF.
Average RPI Loss:	30	RECORD	PCT. RANK	GAMES	SCHEDULE	OF SCHEDULE	RPI	RPI	RPI	RPI
DIV. I ONLY	16- 3	20	9-1	54	58	20	20	3	3	
DIV. I NON-CONF.	10- 2	37	2- 0	140	129	60	60	3	3	
-----										
TOTALS	RPI 1-25	RPI 26-50	W-L RECORDS	RPI 51-100	RPI 101-150	RPI 150+				
16- 3	1- 1	0- 2	OVERALL	6- 0	3- 0	6- 0				
9- 2	0- 1	0- 1	HOME	3- 0	2- 0	4- 0				
4- 1	1- 0	0- 1	AWAY	1- 0	0- 0	2- 0				
3- 0	0- 0	0- 0	NEUTRAL	2- 0	1- 0	0- 0				
10- 2	0- 1	0- 1	NON-CONFERENCE	2- 0	2- 0	6- 0				
5- 2	0- 1	0- 1	HOME	0- 0	1- 0	4- 0				
2- 0	0- 0	0- 0	AWAY	0- 0	0- 0	2- 0				
3- 0	0- 0	0- 0	NEUTRAL	2- 0	1- 0	0- 0				
6- 1	1- 0	0- 1	CONFERENCE	4- 0	1- 0	0- 0				
4- 0	0- 0	0- 0	HOME	3- 0	1- 0	0- 0				
2- 1	1- 0	0- 1	AWAY	1- 0	0- 0	0- 0				
0- 0	0- 0	0- 0	NEUTRAL	0- 0	0- 0	0- 0				

RPI	S	Opponent	Score	RPI	S	Opponent	Score	RPI	S	Opponent	Score	RPI	S	Opponent	Score
7	H	Mississippi St.	49 67	39	A	Kansas St.	69 87	59	N	Michigan	69 52	137	N	Fordham	72 54
13	A	Iowa St.	64 62	45	H	Tennessee	82 88	63	H	TCU	73 67	139	H	Oklahoma	73 63
								64	N	Quinnipiac	56 55	150	H	Duquesne	78 41
								70	H	Kansas	62 43	189	A	North Texas	64 54
								71	H	Oklahoma St.	60 51	244	H	Stetson	65 46
								93	A	West Virginia	70 58	252	A	UTRGV	81 66
												256	H	UTSA	98 54
												321	H	McNeese	96 40
												330	H	Northwestern St.	104 66
-----															
LAST 12 Division I GAMES:															
13	A	Iowa St.	64 62	137	N	Fordham	72 54	59	N	Michigan	69 52	70	H	Kansas	62 43
139	H	Oklahoma	73 63	70	H	Kansas	62 43	63	H	TCU	73 67	39	A	Kansas St.	69 87
93	A	West Virginia	70 58	63	H	TCU	73 67	244	H	Stetson	65 46				
71	H	Oklahoma St.	60 51												
330	H	Northwestern St.	104 66												
252	A	UTRGV	81 66												

Non-Div I Games:

Texas





Average RPI Win:	284	WON-LOST	WINNING	LAST 10	STRENGTH OF	OPP. STRENGTH	TEAM	ADJ.	CONF.	ADJ CONF.
Average RPI Loss:	152	RECORD	PCT. RANK	GAMES	SCHEDULE	OF SCHEDULE	RPI	RPI	RPI	RPI
DIV. I ONLY	4- 10	279	4-6	216	321	250	250	30	30	
DIV. I NON-CONF.	2- 7	288	0- 0	56	324	185	185	26	26	
-----										
TOTALS	RPI 1-25	RPI 26-50	W-L RECORDS	RPI 51-100	RPI 101-150	RPI 150+				
4- 10	0- 0	0- 1	OVERALL	0- 2	0- 1	4- 6				
1- 1	0- 0	0- 0	HOME	0- 0	0- 0	1- 1				
3- 7	0- 0	0- 1	AWAY	0- 2	0- 1	3- 3				
0- 2	0- 0	0- 0	NEUTRAL	0- 0	0- 0	0- 2				
2- 7	0- 0	0- 1	NON-CONFERENCE	0- 2	0- 1	2- 3				
0- 0	0- 0	0- 0	HOME	0- 0	0- 0	0- 0				
2- 5	0- 0	0- 1	AWAY	0- 2	0- 1	2- 1				
0- 2	0- 0	0- 0	NEUTRAL	0- 0	0- 0	0- 2				
2- 3	0- 0	0- 0	CONFERENCE	0- 0	0- 0	2- 3				
1- 1	0- 0	0- 0	HOME	0- 0	0- 0	1- 1				
1- 2	0- 0	0- 0	AWAY	0- 0	0- 0	1- 2				
0- 0	0- 0	0- 0	NEUTRAL	0- 0	0- 0	0- 0				

RPI 1-25				RPI 26-50				RPI 51-100				RPI 101+				Team's RPI: 250	
RPI	S	Opponent	Score	RPI	S	Opponent	Score	RPI	S	Opponent	Score	RPI	S	Opponent	Score		
				28	A	Michigan St.	45 91	76	A	SFA	55 74	103	A	Rice	71 76		
								87	A	Tulane	56 62	158	A	Texas Tech	55 75		
												160	H	Grambling	67 75		
												172	N	Abilene Christian	39 81		
												184	A	Southern U.	61 63		
												202	N	Nicholls St.	57 58		
												212	A	Prairie View	52 44		
												252	A	UTRGV	69 55		
												333	H	Jackson St.	76 67		
												339	A	Savannah St.	65 41		
												350	A	Alcorn	52 53		
LAST 12 Division I GAMES:																	
				158	A	Texas Tech	55 75	333	H	Jackson St.	76 67						
				76	A	SFA	55 74	160	H	Grambling	67 75						
				252	A	UTRGV	69 55	212	A	Prairie View	52 44						
				28	A	Michigan St.	45 91	184	A	Southern U.	61 63						
				339	A	Savannah St.	65 41	350	A	Alcorn	52 53						
				202	N	Nicholls St.	57 58	172	N	Abilene Christian	39 81						

Non-Div I Games: Huston-Tillotson 72 36 Paul Quinn 83 54

Texas Southern

Average RPI Win: 223

Average RPI Loss: 89

WON-LOST  
RECORDWINNING  
PCT. RANKLAST 10  
GAMESSTRENGTH OF  
SCHEDULEOPP. STRENGTH  
OF SCHEDULETEAM  
RPIADJ.  
RPICONF.  
RPIADJ CONF.  
RPIDIV. I ONLY  
DIV. I NON-CONF.7- 9  
3- 7209  
2565-5  
0- 1103  
55116  
163138  
166138  
16614  
1514  
15

TOTALS

RPI 1-25

RPI 26-50

W-L RECORDS

RPI 51-100

RPI 101-150

RPI 150+

7- 9  
2- 3  
5- 5  
0- 10- 0  
0- 0  
0- 0  
0- 00- 3  
0- 0  
0- 2  
0- 1OVERALL  
HOME  
AWAY  
NEUTRAL0- 3  
0- 0  
0- 3  
0- 00- 2  
0- 2  
0- 0  
0- 07- 1  
2- 1  
5- 0  
0- 03- 7  
1- 2  
2- 4  
0- 10- 0  
0- 0  
0- 0  
0- 00- 3  
0- 0  
0- 2  
0- 1NON-CONFERENCE  
HOME  
AWAY  
NEUTRAL0- 2  
0- 0  
0- 2  
0- 00- 1  
0- 1  
0- 0  
0- 03- 1  
1- 1  
2- 0  
0- 04- 2  
1- 1  
3- 1  
0- 00- 0  
0- 0  
0- 0  
0- 00- 0  
0- 0  
0- 0  
0- 0CONFERENCE  
HOME  
AWAY  
NEUTRAL0- 1  
0- 0  
0- 1  
0- 00- 1  
0- 1  
0- 0  
0- 04- 0  
1- 0  
3- 0  
0- 0

RPI 1-25

RPI 26-50

RPI 51-100

RPI 101+

Team's RPI: 138

RPI S Opponent Score

RPI S Opponent Score

RPI S Opponent Score

RPI S Opponent Score

36 A Missouri 50 69  
43 A New Mexico 51 82  
46 N Saint Mary's (CA) 62 8971 A Oklahoma St. 55 66  
87 A Tulane 61 67  
95 A Little Rock 47 62106 H Appalachian St. 49 62  
148 H Montana St. 59 67  
163 A Arkansas St. 85 62  
170 H Oral Roberts 64 81  
178 A Georgia St. 69 60  
202 H Nicholls St. 72 67  
204 H Coastal Caro. 73 58  
256 A UTSA 68 60  
273 A A&M-Corpus Christi 60 53  
286 A Ga. Southern 64 52

LAST 12 Division I GAMES:

106 H Appalachian St. 49 62  
204 H Coastal Caro. 73 58  
178 A Georgia St. 69 60  
286 A Ga. Southern 64 52  
46 N Saint Mary's (CA) 62 89  
36 A Missouri 50 6987 A Tulane 61 67  
148 H Montana St. 59 67  
202 H Nicholls St. 72 67  
163 A Arkansas St. 85 62  
95 A Little Rock 47 62  
71 A Oklahoma St. 55 66

Non-Div I Games:

UNKNOWN

92 39

Tex. A&amp;M Int'l

89 25

Texas St.

Loss, Non-Conf, S Site, H Home A Away N Neutral

Average RPI	Win: 212	WON-LOST	WINNING	LAST 10	STRENGTH OF	OPP. STRENGTH	TEAM	ADJ.	CONF.	ADJ CONF.
Average RPI	Loss: 94	RECORD	PCT. RANK	GAMES	SCHEDULE	OF SCHEDULE	RPI	RPI	RPI	RPI
DIV. I ONLY	10- 8	142	4-6	133	122	158	158	3	3	
DIV. I NON-CONF.	9- 2	43	0- 0	281	287	147	147	3	3	
-----										
TOTALS	RPI 1-25	RPI 26-50	W-L RECORDS	RPI 51-100	RPI 101-150	RPI 150+				
10- 8	0- 1	0- 1	OVERALL	2- 3	0- 2	8- 1				
9- 3	0- 1	0- 1	HOME	2- 0	0- 1	7- 0				
1- 5	0- 0	0- 0	AWAY	0- 3	0- 1	1- 1				
0- 0	0- 0	0- 0	NEUTRAL	0- 0	0- 0	0- 0				
9- 2	0- 0	0- 0	NON-CONFERENCE	1- 0	0- 1	8- 1				
8- 1	0- 0	0- 0	HOME	1- 0	0- 1	7- 0				
1- 1	0- 0	0- 0	AWAY	0- 0	0- 0	1- 1				
0- 0	0- 0	0- 0	NEUTRAL	0- 0	0- 0	0- 0				
1- 6	0- 1	0- 1	CONFERENCE	1- 3	0- 1	0- 0				
1- 2	0- 1	0- 1	HOME	1- 0	0- 0	0- 0				
0- 4	0- 0	0- 0	AWAY	0- 3	0- 1	0- 0				
0- 0	0- 0	0- 0	NEUTRAL	0- 0	0- 0	0- 0				

RPI 1-25				RPI 26-50				RPI 51-100				RPI 101+				Team's RPI: 158
RPI	S	Opponent	Score	RPI	S	Opponent	Score	RPI	S	Opponent	Score	RPI	S	Opponent	Score	
2	H	Bayl or	56 <b>73</b>	39	H	Kansas St.	62 <b>66</b>	63	A	TCU	70 <b>78</b>	129	H	Idaho	77 <b>88</b>	
								70	H	Kansas	69 <b>66</b>	139	A	Okl ahoma	61 <b>66</b>	
								71	A	Okl ahoma St.	57 <b>65</b>	172	H	Abil ene Christian	105 54	
								76	H	SFA	77 69	184	H	Southern U.	76 58	
								93	A	West Vi rgi ni a	65 <b>68</b>	195	H	Jacksonville St.	71 58	
												217	A	Fl ori da	67 <b>72</b>	
												240	A	Nevada	86 67	
												250	H	Texas Southern	75 55	
												273	H	A&M-Corpus Christi	78 61	
												324	H	La. -Monroe	86 42	
												332	H	Houston Baptist	82 76	
LAST 12 Division I GAMES:																
2	H	Bayl or	56 <b>73</b>	93	A	West Vi rgi ni a	65 <b>68</b>									
139	A	Okl ahoma	61 <b>66</b>	39	H	Kansas St.	62 <b>66</b>									
172	H	Abil ene Christian	105 54	63	A	TCU	70 <b>78</b>									
250	H	Texas Southern	75 55	71	A	Okl ahoma St.	57 <b>65</b>									
184	H	Southern U.	76 58	70	H	Kansas	69 <b>66</b>									
240	A	Nevada	86 67	217	A	Fl ori da	67 <b>72</b>									

Non-Div I Games:

Texas Tech

T  
o  
l  
e  
d  
o

Tol edo		Through Games Of Jan. 23, 2019									
Average RPI	Win: 214	WON-LOST	WINNING	LAST 10	STRENGTH OF	OPP. STRENGTH	TEAM	ADJ.	CONF.	ADJ CONF.	
Average RPI	Loss: 71	RECORD	PCT. RANK	GAMES	SCHEDULE	OF SCHEDULE	RPI	RPI	RPI	RPI	
DIV. I ONLY	12- 5	68	7-3	150	132	79	79	8	8		
DIV. I NON-CONF.	8- 3	72	0- 0	170	149	74	74	8	8		
-----											
TOTALS	RPI 1-25	RPI 26-50	W-L RECORDS	RPI 51-100	RPI 101-150	RPI 150+					
12- 5	1- 1	0- 0	OVERALL	1- 3	1- 1	9- 0					
6- 2	1- 1	0- 0	HOME	0- 1	1- 0	4- 0					
6- 3	0- 0	0- 0	AWAY	1- 2	0- 1	5- 0					
0- 0	0- 0	0- 0	NEUTRAL	0- 0	0- 0	0- 0					
8- 3	0- 1	0- 0	NON-CONFERENCE	1- 1	1- 1	6- 0					
4- 1	0- 1	0- 0	HOME	0- 0	1- 0	3- 0					
4- 2	0- 0	0- 0	AWAY	1- 1	0- 1	3- 0					
0- 0	0- 0	0- 0	NEUTRAL	0- 0	0- 0	0- 0					
4- 2	1- 0	0- 0	CONFERENCE	0- 2	0- 0	3- 0					
2- 1	1- 0	0- 0	HOME	0- 1	0- 0	1- 0					
2- 1	0- 0	0- 0	AWAY	0- 1	0- 0	2- 0					
0- 0	0- 0	0- 0	NEUTRAL	0- 0	0- 0	0- 0					

RPI 1-25				RPI 26-50				RPI 51-100 Team's RPI: 79				RPI 101+			
RPI	S	Opponent	Score	RPI	S	Opponent	Score	RPI	S	Opponent	Score	RPI	S	Opponent	Score
1	H	Notre Dame	56 72					65	A	Maine	59 73	110	A	Dayton	49 70
22	H	Central Mich.	62 59					72	A	Belmont	78 69	150	H	Duquesne	65 52
								88	A	Miami (OH)	64 65	167	H	Stony Brook	80 48
								91	H	Kent St.	47 58	176	H	Ball St.	65 58
												225	A	Memphis	58 48
												234	A	Bowling Green	79 65
												266	A	Cleveland St.	65 60
												290	A	Western Mich.	80 57
												309	A	Valparaiso	65 59
												329	H	Detroit Mercy	77 60
												331	H	Iona	84 38
-----															
LAST 12 Division I GAMES:															
176	H	Ball St.	65 58	22	H	Central Mich.	62 59	234	A	Bowling Green	79 65				
329	H	Detroit Mercy	77 60					290	A	Western Mich.	80 57				
167	H	Stony Brook	80 48					91	H	Kent St.	47 58				
1	H	Notre Dame	56 72					88	A	Miami (OH)	64 65				
266	A	Cleveland St.	65 60					72	A	Belmont	78 69				
225	A	Memphis	58 48												

T  
o  
l  
e  
d  
o

Non-Div I Games:

Tol edo

Average RPI Win: 231  
Average RPI Loss: 127

WON-LOST  
RECORD

WINNING  
PCT. RANK

LAST 10  
GAMES

STRENGTH OF  
SCHEDULE

OPP. STRENGTH  
OF SCHEDULE

TEAM  
RPI

ADJ.  
RPI

CONF.  
RPI

ADJ CONF.  
RPI

DIV. I ONLY	11- 6	90	8-2	231	169	102	102	10	10
DIV. I NON-CONF.	6- 5	143	0- 0	275	174	165	165	13	13
TOTALS	RPI 1-25	RPI 26-50	W-L RECORDS	RPI 51-100	RPI 101-150	RPI 150+			
11- 6	0- 1	0- 0	OVERALL	1- 1	1- 2	9- 2			
5- 0	0- 0	0- 0	HOME	1- 0	0- 0	4- 0			
6- 6	0- 1	0- 0	AWAY	0- 1	1- 2	5- 2			
0- 0	0- 0	0- 0	NEUTRAL	0- 0	0- 0	0- 0			
6- 5	0- 1	0- 0	NON-CONFERENCE	0- 1	0- 1	6- 2			
3- 0	0- 0	0- 0	HOME	0- 0	0- 0	3- 0			
3- 5	0- 1	0- 0	AWAY	0- 1	0- 1	3- 2			
0- 0	0- 0	0- 0	NEUTRAL	0- 0	0- 0	0- 0			
5- 1	0- 0	0- 0	CONFERENCE	1- 0	1- 1	3- 0			
2- 0	0- 0	0- 0	HOME	1- 0	0- 0	1- 0			
3- 1	0- 0	0- 0	AWAY	0- 0	1- 1	2- 0			
0- 0	0- 0	0- 0	NEUTRAL	0- 0	0- 0	0- 0			

RPI	S	Opponent	Score	RPI	S	Opponent	Score	RPI	S	Opponent	Score	RPI	S	Opponent	Score	Team's RPI: 102
9	A	Syracuse	55 98					57	H	Northeastern	88 83	114	A	Wake Forest	53 60	
								93	A	West Virginia	43 90	120	A	UNCW	73 77	
												123	A	Drexel	55 54	
												183	H	Massachusetts	78 53	
												188	A	George Washington	63 76	
												191	A	Delaware	56 48	
												235	A	Mt. St. Mary's	78 87	
												242	A	Marshall	76 69	
												261	H	Hofstra	92 68	
												279	H	La Salle	92 68	
												288	A	Saint Joseph's	73 52	
												293	A	Col. of Charleston	77 61	
												300	H	Loyola Maryland	62 57	
												320	A	UMBC	71 62	
LAST 12 Division I GAMES:																
123	A	Drexel	55 54	120	A	UNCW	73 77									
242	A	Marshall	76 69	293	A	Col. of Charleston	77 61									
93	A	West Virginia	43 90	261	H	Hofstra	92 68									
288	A	Saint Joseph's	73 52	57	H	Northeastern	88 83									
300	H	Loyola Maryland	62 57	191	A	Delaware	56 48									
9	A	Syracuse	55 98	188	A	George Washington	63 76									

Non-Div I Games:

Towson

Average RPI Win:	212	WON-LOST	WINNING	LAST 10	STRENGTH OF	OPP. STRENGTH	TEAM	ADJ.	CONF.	ADJ CONF.
Average RPI Loss:	90	RECORD	PCT. RANK	GAMES	SCHEDULE	OF SCHEDULE	RPI	RPI	RPI	RPI
DIV. I ONLY	13- 3	29	8-2	277	106	85	85	14	14	
DIV. I NON-CONF.	8- 2	52	0- 0	306	145	120	120	15	15	
-----										
TOTALS	RPI 1-25	RPI 26-50	W-L RECORDS	RPI 51-100	RPI 101-150	RPI 150+				
13- 3	0- 1	0- 0	OVERALL	1- 1	1- 0	11- 1				
5- 1	0- 0	0- 0	HOME	1- 1	0- 0	4- 0				
6- 2	0- 1	0- 0	AWAY	0- 0	1- 0	5- 1				
2- 0	0- 0	0- 0	NEUTRAL	0- 0	0- 0	2- 0				
8- 2	0- 1	0- 0	NON-CONFERENCE	0- 1	0- 0	8- 0				
3- 1	0- 0	0- 0	HOME	0- 1	0- 0	3- 0				
3- 1	0- 1	0- 0	AWAY	0- 0	0- 0	3- 0				
2- 0	0- 0	0- 0	NEUTRAL	0- 0	0- 0	2- 0				
5- 1	0- 0	0- 0	CONFERENCE	1- 0	1- 0	3- 1				
2- 0	0- 0	0- 0	HOME	1- 0	0- 0	1- 0				
3- 1	0- 0	0- 0	AWAY	0- 0	1- 0	2- 1				
0- 0	0- 0	0- 0	NEUTRAL	0- 0	0- 0	0- 0				

RPI	S	Opponent	Score	RPI	S	Opponent	Score	RPI	S	Opponent	Score	RPI	S	Opponent	Score
23	A	Florida St.	67 103					68	H	Middle Tenn.	64 67	106	A	Appalachian St.	83 72
								95	H	Little Rock	71 66	163	H	Arkansas St.	87 79
												178	A	Georgia St.	80 84
												193	A	Ole Miss	71 54
												195	A	Jacksonville St.	89 63
												204	A	Coastal Caro.	82 81
												228	H	Alabama St.	116 46
												229	H	Samford	72 52
												230	N	Sam Houston St.	84 79
												236	A	ETSU	84 66
												286	A	Ga. Southern	97 81
												295	N	Mississippi Val.	75 54
												301	H	Tennessee St.	92 67
-----															
LAST 12 Division I GAMES:															
204	A	Coastal Caro.	82 81	178	A	Georgia St.	80 84								
195	A	Jacksonville St.	89 63	286	A	Ga. Southern	97 81								
193	A	Ole Miss	71 54	163	H	Arkansas St.	87 79								
68	H	Middle Tenn.	64 67	95	H	Little Rock	71 66								
228	H	Alabama St.	116 46	106	A	Appalachian St.	83 72								
295	N	Mississippi Val.	75 54	230	N	Sam Houston St.	84 79								

Non-Div I Games: Talladega 91 70

Troy

Average RPI Win: 195  
Average RPI Loss: 70

Average RPI Win:	195	WON-LOST	WINNING	LAST 10	STRENGTH OF	OPP. STRENGTH	TEAM	ADJ.	CONF.	ADJ CONF.
Average RPI Loss:	70	RECORD	PCT. RANK	GAMES	SCHEDULE	OF SCHEDULE	RPI	RPI	RPI	RPI
DIV. I ONLY		13- 5	55	6-4	174	70	87	87	9	9
DIV. I NON-CONF.		10- 3	59	1- 0	216	46	86	86	9	9
TOTALS	RPI 1-25		RPI 26-50	W-L RECORDS		RPI 51-100	RPI 101-150		RPI 150+	
13- 5	1- 1		1- 1	OVERALL		0- 1	2- 2		9- 0	
7- 2	0- 1		0- 0	HOME		0- 1	2- 0		5- 0	
3- 2	0- 0		1- 0	AWAY		0- 0	0- 2		2- 0	
3- 1	1- 0		0- 1	NEUTRAL		0- 0	0- 0		2- 0	
10- 3	1- 0		1- 1	NON-CONFERENCE		0- 1	2- 1		6- 0	
6- 1	0- 0		0- 0	HOME		0- 1	2- 0		4- 0	
1- 1	0- 0		1- 0	AWAY		0- 0	0- 1		0- 0	
3- 1	1- 0		0- 1	NEUTRAL		0- 0	0- 0		2- 0	
3- 2	0- 1		0- 0	CONFERENCE		0- 0	0- 1		3- 0	
1- 1	0- 1		0- 0	HOME		0- 0	0- 0		1- 0	
2- 1	0- 0		0- 0	AWAY		0- 0	0- 1		2- 0	
0- 0	0- 0		0- 0	NEUTRAL		0- 0	0- 0		0- 0	

RPI 1-25					
RPI	S	Opponent	Score		
8	H	UConn	33	75	
22	N	Central Mich.	68	57	

RPI 26-50					
RPI	S	Opponent	Score		
30	N	Cal i forn i a	57	65	
48	A	LSU	56	54	

RPI 51-100 Team' s RPI : 87					
RPI	S	Opponent	Score		
54	H	Ol d Domi ni on	48	56	

RPI 101+					
RPI	S	Opponent	Score		
111	H	Washi ngton	63	51	
117	A	Al abama	58	69	
138	H	Texas St.	67	61	
141	A	South Fla.	46	73	
202	H	Nicholl s St.	71	46	
205	A	SMU	61	43	
207	H	Southern Miss.	71	54	
221	H	East Carol ina	68	57	
231	A	Temple	66	57	
250	H	Texas Southern	62	56	
266	N	Cleveland St.	81	72	
283	H	Fla. Atlantic	88	45	
345	N	Florida A&M	78	34	

LAST 12 Division I GAMES:					
221	H	East Carol ina	68	57	
345	N	Florida A&M	78	34	
22	N	Central Mi ch.	68	57	
54	H	Ol d Domini on	48	56	
117	A	Al abama	58	69	
202	H	Nicholl s St.	71	46	
138	H	Texas St.	67	61	
141	A	South Fla.	46	73	
8	H	UConn	33	75	
205	A	SMU	61	43	
231	A	Temple	66	57	
207	H	Southern Mi ss.	71	54	

Non-Div l Games:

Tulane



T  
u  
l  
s  
a

Tul sa			Through Games Of Jan. 23, 2019								
Average RPI	Win:	209	WON-LOST	WINNING	LAST 10	STRENGTH OF	OPP. STRENGTH	TEAM	ADJ.	CONF.	ADJ CONF.
Average RPI	Loss:	78	RECORD	PCT. RANK	GAMES	SCHEDULE	OF SCHEDULE	RPI	RPI	RPI	RPI
DIV. I ONLY			9- 9	165	4-6	75	97	130	130	9	9
DIV. I NON-CONF.			6- 7	172	0- 1	103	52	149	149	9	9
-----											
TOTALS		RPI 1-25		RPI 26-50		W-L RECORDS		RPI 51-100	RPI 101-150		RPI 150+
9- 9		0- 2		0- 0		OVERALL		0- 5	1- 1		8- 1
6- 3		0- 0		0- 0		HOME		0- 3	0- 0		6- 0
2- 6		0- 2		0- 0		AWAY		0- 2	0- 1		2- 1
1- 0		0- 0		0- 0		NEUTRAL		0- 0	1- 0		0- 0
6- 7		0- 1		0- 0		NON-CONFERENCE		0- 4	1- 1		5- 1
4- 2		0- 0		0- 0		HOME		0- 2	0- 0		4- 0
1- 5		0- 1		0- 0		AWAY		0- 2	0- 1		1- 1
1- 0		0- 0		0- 0		NEUTRAL		0- 0	1- 0		0- 0
3- 2		0- 1		0- 0		CONFERENCE		0- 1	0- 0		3- 0
2- 1		0- 0		0- 0		HOME		0- 1	0- 0		2- 0
1- 1		0- 1		0- 0		AWAY		0- 0	0- 0		1- 0
0- 0		0- 0		0- 0		NEUTRAL		0- 0	0- 0		0- 0

T  
u  
l  
s  
a

RPI 1-25				RPI 26-50				RPI 51-100				RPI 101+ Team's RPI: 130			
RPI	S	Opponent	Score	RPI	S	Opponent	Score	RPI	S	Opponent	Score	RPI	S	Opponent	Score
14	A	Arizona St.	52 70					51	H	Arkansas	59 61	115	A	American	52 68
17	A	UCF	44 60					72	A	Belmont	53 78	117	N	Alabama	80 73
								76	A	SFA	34 76	163	A	Arkansas St.	60 73
								95	H	Little Rock	53 63	170	A	Oral Roberts	76 68
								99	H	Cincinnati	50 70	172	H	Abilene Christian	75 63
												198	H	Saint Louis	86 75
												221	A	East Carolina	75 55
												225	H	Memphis	46 39
												244	H	Stetson	55 54
												267	H	UTEP	66 45
												271	H	Wichita St.	63 49
-----															
LAST 12 Division I GAMES:															
271	H	Wichita St.	63 49	14	A	Arizona St.	52 70	99	H	Cincinnati	50 70				
267	H	UTEP	66 45	17	A	UCF	44 60	221	A	East Carolina	75 55				
51	H	Arkansas	59 61	225	H	Memphis	46 39	271	H	Abilene Christian	75 63				
95	H	Little Rock	53 63												
163	A	Arkansas St.	60 73												
117	N	Alabama	80 73												

Non-Div I Games:

Tul sa

Average RPI	Win:	247	WON-LOST	WINNING	LAST 10	STRENGTH OF	OPP. STRENGTH	TEAM	ADJ.	CONF.	ADJ CONF.
Average RPI	Loss:	89	RECORD	PCT. RANK	GAMES	SCHEDULE	OF SCHEDULE	RPI	RPI	RPI	RPI
DIV. I ONLY		16- 2		13	9-1	349	125	154	154	16	16
DIV. I NON-CONF.		11- 1		13	0- 1	340	194	116	116	18	18
-----											
TOTALS	RPI 1-25		RPI 26-50		W-L RECORDS	RPI 51-100		RPI 101-150		RPI 150+	
16- 2	0- 0		0- 1		OVERALL	1- 0		2- 1		13- 0	
6- 1	0- 0		0- 0		HOME	0- 0		1- 1		5- 0	
8- 0	0- 0		0- 0		AWAY	1- 0		0- 0		7- 0	
2- 1	0- 0		0- 1		NEUTRAL	0- 0		1- 0		1- 0	
11- 1	0- 0		0- 1		NON-CONFERENCE	1- 0		2- 0		8- 0	
5- 0	0- 0		0- 0		HOME	0- 0		1- 0		4- 0	
4- 0	0- 0		0- 0		AWAY	1- 0		0- 0		3- 0	
2- 1	0- 0		0- 1		NEUTRAL	0- 0		1- 0		1- 0	
5- 1	0- 0		0- 0		CONFERENCE	0- 0		0- 1		5- 0	
1- 1	0- 0		0- 0		HOME	0- 0		0- 1		1- 0	
4- 0	0- 0		0- 0		AWAY	0- 0		0- 0		4- 0	
0- 0	0- 0		0- 0		NEUTRAL	0- 0		0- 0		0- 0	

RPI 1-25				RPI 26-50				RPI 51-100				RPI 101+ Team's RPI: 154			
RPI	S	Opponent	Score	RPI	S	Opponent	Score	RPI	S	Opponent	Score	RPI	S	Opponent	Score
				45	N	Tennessee	69 73	96	A	FGCU	62 60	106	H	Appalachian St.	80 61
												132	H	Louisiana Tech	68 73
												139	N	Oklahoma	89 84
												207	H	Southern Miss.	71 60
												225	H	Memphis	85 54
												228	A	Alabama St.	62 47
												229	A	Samford	66 41
												256	A	UTSA	59 42
												267	A	UTEP	74 48
												282	H	Alabama A&M	82 47
												283	A	Fla. Atlantic	89 64
												306	N	Coppin St.	86 61
												313	A	FIU	83 59
												321	H	McNeese	91 48
												343	A	Chicago St.	90 45
												350	H	Alcorn	80 53
-----															
LAST 12 Division I GAMES:															
				313	A	FIU	83 59	45	N	Tennessee	69 73				
				283	A	Fla. Atlantic	89 64	256	A	UTSA	59 42				
				96	A	FGCU	62 60	267	A	UTEP	74 48				
				306	N	Coppin St.	86 61	207	H	Southern Miss.	71 60				
				228	A	Alabama St.	62 47	132	H	Louisiana Tech	68 73				
				321	H	McNeese	91 48	229	A	Samford	66 41				

Non-Div I Games: Ala.-Huntsville 83 58

UAB

UC Davis

s

Through Games Of Jan. 23, 2019															
UC Davis		Average RPI	Win:	197	WON-LOST	WINNING	LAST 10	STRENGTH OF	OPP. STRENGTH	TEAM	ADJ.	CONF.	ADJ CONF.		
		Average RPI	Loss:	126	RECORD	PCT. RANK	GAMES	SCHEDULE	OF SCHEDULE	RPI	RPI	RPI	RPI		
DIV. I ONLY		10- 6		105		8-2		169		121		100			
DIV. I NON-CONF.		7- 5		132		0- 1		181		58		102			
TOTALS		RPI 1-25		RPI 26-50		W-L RECORDS		RPI 51-100		RPI 101-150		RPI 150+			
10- 6		0- 1		1- 0		OVERALL		1- 1		1- 3		7- 1			
5- 1		0- 0		1- 0		HOME		0- 1		1- 0		3- 0			
4- 5		0- 1		0- 0		AWAY		1- 0		0- 3		3- 1			
1- 0		0- 0		0- 0		NEUTRAL		0- 0		0- 0		1- 0			
7- 5		0- 1		1- 0		NON-CONFERENCE		1- 1		0- 3		5- 0			
3- 1		0- 0		1- 0		HOME		0- 1		0- 0		2- 0			
3- 4		0- 1		0- 0		AWAY		1- 0		0- 3		2- 0			
1- 0		0- 0		0- 0		NEUTRAL		0- 0		0- 0		1- 0			
3- 1		0- 0		0- 0		CONFERENCE		0- 0		1- 0		2- 1			
2- 0		0- 0		0- 0		HOME		0- 0		1- 0		1- 0			
1- 1		0- 0		0- 0		AWAY		0- 0		0- 0		1- 1			
0- 0		0- 0		0- 0		NEUTRAL		0- 0		0- 0		0- 0			
-----															
RPI 1-25				RPI 26-50				RPI 51-100				Team's RPI: 100			
RPI	S	Opponent	Score	RPI	S	Opponent	Score	RPI	S	Opponent	Score	RPI	S	Opponent	Score
4	A	Stanford	43 71	46	H	Saint Mary's (CA)	76 74	60	H	Pacific	80 83	131	A	Loyola Marymount	53 60
								92	A	Washington St.	75 62	144	A	Portland St.	50 65
												146	A	Montana	56 62
												147	H	UC Irvine	80 57
												187	A	UC Riverside	67 59
												210	H	Southern Utah	68 45
												218	H	Cal St. Fullerton	75 51
												239	A	Sacramento St.	109 60
												240	N	Nevada	84 68
												253	A	San Francisco	70 68
												268	A	Hawaii	60 65
												336	H	Seattle U	76 59
-----															
LAST 12 Division I GAMES:															
				46 H Saint Mary's (CA) 76 74				146 A Montana 56 62							
				253 A San Francisco 70 68				147 H UC Irvine 80 57							
				336 H Seattle U 76 59				218 H Cal St. Fullerton 75 51							
				239 A Sacramento St. 109 60				268 A Hawaii 60 65							
				240 N Nevada 84 68				187 A UC Riverside 67 59							
				131 A Loyola Marymount 53 60				210 H Southern Utah 68 45							

UC Davis

s

Non-Div I Games: Domini can (CA) 92 42

UC Davis

UC Irvine				Through Games Of Jan. 23, 2019							
Average RPI	Win:	235	WON-LOST	WINNING	LAST 10	STRENGTH OF	OPP. STRENGTH	TEAM	ADJ.	CONF.	ADJ CONF.
Average RPI	Loss:	126	RECORD	PCT. RANK	GAMES	SCHEDULE	OF SCHEDULE	RPI	RPI	RPI	RPI
DIV. I ONLY			11- 4	53	6-4	309	180	147	147	21	21
DIV. I NON-CONF.			9- 2	43	0- 0	313	186	135	135	21	21
-----											
TOTALS		RPI 1-25		RPI 26-50		W-L RECORDS	RPI 51-100	RPI 101-150		RPI 150+	
11- 4		0- 1		0- 0		OVERALL	0- 1	2- 0		9- 2	
5- 1		0- 0		0- 0		HOME	0- 0	0- 0		5- 1	
4- 3		0- 1		0- 0		AWAY	0- 1	2- 0		2- 1	
2- 0		0- 0		0- 0		NEUTRAL	0- 0	0- 0		2- 0	
9- 2		0- 1		0- 0		NON-CONFERENCE	0- 0	2- 0		7- 1	
4- 1		0- 0		0- 0		HOME	0- 0	0- 0		4- 1	
3- 1		0- 1		0- 0		AWAY	0- 0	2- 0		1- 0	
2- 0		0- 0		0- 0		NEUTRAL	0- 0	0- 0		2- 0	
2- 2		0- 0		0- 0		CONFERENCE	0- 1	0- 0		2- 1	
1- 0		0- 0		0- 0		HOME	0- 0	0- 0		1- 0	
1- 2		0- 0		0- 0		AWAY	0- 1	0- 0		1- 1	
0- 0		0- 0		0- 0		NEUTRAL	0- 0	0- 0		0- 0	

RPI 1-25				RPI 26-50				RPI 51-100				RPI 101+ Team's RPI: 147			
RPI	S	Opponent	Score	RPI	S	Opponent	Score	RPI	S	Opponent	Score	RPI	S	Opponent	Score
3	A	Oregon	69 115					100	A	UC Davis	57 80	128	A	Portland	84 69
												144	A	Portland St.	73 68
												155	H	CSUN	65 61
												156	N	Indiana St.	77 61
												187	A	UC Riverside	72 88
												210	H	Southern Utah	75 58
												213	H	San Diego St.	70 78
												216	H	UNLV	57 55
												270	H	CSU Bakersfield	85 78
												307	A	Cal Poly	75 59
												317	A	San Jose St.	74 66
												336	H	Seattle U	65 60
												351	N	LIU Brooklyn	84 71
-----															
LAST 12 Division I GAMES:															
3	A	Oregon	69 115	100	A	UC Davis	57 80								
144	A	Portland St.	73 68	187	A	UC Riverside	72 88								
128	A	Portland	84 69	155	H	CSUN	65 61								
213	H	San Diego St.	70 78	307	A	Cal Poly	75 59								
317	A	San Jose St.	74 66	336	H	Seattle U	65 60								
270	H	CSU Bakersfield	85 78	156	N	Indiana St.	77 61								

Non-Div I Games: LIFE Pacific 105 31

UC Irvine

Average RPI Win:	213	WON-LOST	WINNING	LAST 10	STRENGTH OF	OPP. STRENGTH	TEAM	ADJ.	CONF.	ADJ CONF.
Average RPI Loss:	125	RECORD	PCT. RANK	GAMES	SCHEDULE	OF SCHEDULE	RPI	RPI	RPI	RPI
DIV. I ONLY	7- 11	233	5-5	127	166	187	187	21	21	
DIV. I NON-CONF.	6- 8	199	1- 0	138	136	161	161	21	21	
-----										
TOTALS	RPI 1-25	RPI 26-50	W-L RECORDS	RPI 51-100	RPI 101-150	RPI 150+				
7- 11	0- 2	0- 2	OVERALL	0- 2	1- 0	6- 5				
4- 2	0- 0	0- 0	HOME	0- 1	1- 0	3- 1				
2- 6	0- 1	0- 1	AWAY	0- 1	0- 0	2- 3				
1- 3	0- 1	0- 1	NEUTRAL	0- 0	0- 0	1- 1				
6- 8	0- 2	0- 2	NON-CONFERENCE	0- 1	0- 0	6- 3				
3- 0	0- 0	0- 0	HOME	0- 0	0- 0	3- 0				
2- 5	0- 1	0- 1	AWAY	0- 1	0- 0	2- 2				
1- 3	0- 1	0- 1	NEUTRAL	0- 0	0- 0	1- 1				
1- 3	0- 0	0- 0	CONFERENCE	0- 1	1- 0	0- 2				
1- 2	0- 0	0- 0	HOME	0- 1	1- 0	0- 1				
0- 1	0- 0	0- 0	AWAY	0- 0	0- 0	0- 1				
0- 0	0- 0	0- 0	NEUTRAL	0- 0	0- 0	0- 0				

RPI 1-25				RPI 26-50				RPI 51-100				RPI 101+ Team's RPI: 187			
RPI	S	Opponent	Score	RPI	S	Opponent	Score	RPI	S	Opponent	Score	RPI	S	Opponent	Score
3	N	Oregon	44 94	31	N	Texas A&M	63 70	71	A	Oklahoma St.	51 76	147	H	UC Irvine	88 72
19	A	BYU	70 72	44	A	Southern California	55 73	100	H	UC Davis	59 67	155	A	CSUN	56 69
												174	N	Eastern Wash.	57 45
												181	H	New Mexico St.	65 64
												186	N	Milwaukee	54 56
												204	H	Coastal Caro.	62 43
												210	H	Southern Utah	56 50
												222	A	Utah Valley	53 56
												258	H	Long Beach St.	45 63
												270	A	CSU Bakersfield	79 67
												287	A	California Baptist	57 65
												304	A	Weber St.	71 39
LAST 12 Division I GAMES:															
				270	A	CSU Bakersfield	79 67	210	H	Southern Utah	56 50				
				181	H	New Mexico St.	65 64	155	A	CSUN	56 69				
				222	A	Utah Valley	53 56	147	H	UC Irvine	88 72				
				304	A	Weber St.	71 39	258	H	Long Beach St.	45 63				
				174	N	Eastern Wash.	57 45	100	H	UC Davis	59 67				
				31	N	Texas A&M	63 70	287	A	California Baptist	57 65				

Non-Div I Games:

UC Riverside

■ Loss, 
 ■ Non-Conf, 
 ■ S Site, 
 ■ H Home 
 ■ A Away 
 N Neutral

UC Santa Barbara				Through Games Of Jan. 23, 2019							
Average RPI Win:		259	WON-LOST	WINNING	LAST 10	STRENGTH OF	OPP. STRENGTH	TEAM	ADJ.	CONF.	ADJ CONF.
Average RPI Loss:		162	RECORD	PCT. RANK	GAMES	SCHEDULE	OF SCHEDULE	RPI	RPI	RPI	RPI
DIV. I ONLY			4- 12	291	3-7	259	199	296	296	21	21
DIV. I NON-CONF.			3- 10	278	1- 0	225	204	290	290	21	21
-----											
TOTALS		RPI 1-25	RPI 26-50		W-L RECORDS		RPI 51-100		RPI 101-150		RPI 150+
4- 12		0- 0	0- 3		OVERALL		0- 1		0- 1		4- 7
2- 5		0- 0	0- 1		HOME		0- 0		0- 1		2- 3
1- 7		0- 0	0- 2		AWAY		0- 1		0- 0		1- 4
1- 0		0- 0	0- 0		NEUTRAL		0- 0		0- 0		1- 0
3- 10		0- 0	0- 3		NON-CONFERENCE		0- 1		0- 1		3- 5
1- 5		0- 0	0- 1		HOME		0- 0		0- 1		1- 3
1- 5		0- 0	0- 2		AWAY		0- 1		0- 0		1- 2
1- 0		0- 0	0- 0		NEUTRAL		0- 0		0- 0		1- 0
1- 2		0- 0	0- 0		CONFERENCE		0- 0		0- 0		1- 2
1- 0		0- 0	0- 0		HOME		0- 0		0- 0		1- 0
0- 2		0- 0	0- 0		AWAY		0- 0		0- 0		0- 2
0- 0		0- 0	0- 0		NEUTRAL		0- 0		0- 0		0- 0

RPI 1-25				RPI 26-50				RPI 51-100				RPI 101+ Team's RPI: 296			
RPI	S	Opponent	Score	RPI	S	Opponent	Score	RPI	S	Opponent	Score	RPI	S	Opponent	Score
				30	A	Cal i forn i a	45 69	60	A	Paci fi c	53 69	131	H	Loyol a Marymount	57 70
				44	A	Southern Cal i forn i a	39 82					155	A	CSUN	65 73
				46	H	Saint Mary's (CA)	55 80					181	H	New Mexico St.	73 81
												213	A	San Diego St.	63 58
												216	A	UNLV	51 69
												222	A	Utah Valley	54 63
												227	N	Dartmouth	62 56
												258	H	Long Beach St.	60 54
												270	H	CSU Bakersfi eld	48 56
												287	H	Cal i forn i a Bapti st	64 76
												307	A	Cal Poly	67 75
												338	H	Grand Canyon	66 55
-----															
LAST 12 Di v i s i o n I GAMES:															
				213	A	San Diego St.	63 58	227	N	Dartmouth	62 56				
				287	H	Cal i forn i a Bapti st	64 76	258	H	Long Beach St.	60 54				
				30	A	Cal i forn i a	45 69	307	A	Cal Poly	67 75				
				60	A	Paci fi c	53 69	155	A	CSUN	65 73				
				338	H	Grand Canyon	66 55	181	H	New Mexico St.	73 81				
				46	H	Saint Mary's (CA)	55 80	216	A	UNLV	51 69				

Non-Di v I Games:

Average RPI Win:	160	WON-LOST	WINNING	LAST 10	STRENGTH OF	OPP. STRENGTH	TEAM	ADJ.	CONF.	ADJ CONF.
Average RPI Loss:	16	RECORD	PCT. RANK	GAMES	SCHEDULE	OF SCHEDULE	RPI	RPI	RPI	RPI
DIV. I ONLY	17- 2	11	9-1	95	51	17	17	9	9	
DIV. I NON-CONF.	11- 2	33	0- 0	105	19	19	19	9	9	
-----										
TOTALS	RPI 1-25	RPI 26-50	W-L RECORDS	RPI 51-100	RPI 101-150	RPI 150+				
17- 2	0- 2	0- 0	OVERALL	5- 0	4- 0	8- 0				
7- 0	0- 0	0- 0	HOME	3- 0	2- 0	2- 0				
9- 1	0- 1	0- 0	AWAY	2- 0	2- 0	5- 0				
1- 1	0- 1	0- 0	NEUTRAL	0- 0	0- 0	1- 0				
11- 2	0- 2	0- 0	NON-CONFERENCE	4- 0	2- 0	5- 0				
4- 0	0- 0	0- 0	HOME	2- 0	1- 0	1- 0				
6- 1	0- 1	0- 0	AWAY	2- 0	1- 0	3- 0				
1- 1	0- 1	0- 0	NEUTRAL	0- 0	0- 0	1- 0				
6- 0	0- 0	0- 0	CONFERENCE	1- 0	2- 0	3- 0				
3- 0	0- 0	0- 0	HOME	1- 0	1- 0	1- 0				
3- 0	0- 0	0- 0	AWAY	0- 0	1- 0	2- 0				
0- 0	0- 0	0- 0	NEUTRAL	0- 0	0- 0	0- 0				

RPI	S	Opponent	Score	RPI	S	Opponent	Score	RPI	S	Opponent	Score	RPI	S	Opponent	Score
9	N	Syracuse	52 57					53	H	Villanova	71 56	126	H	Chattanooga	75 37
22	A	Central Mich.	68 75					60	H	Pacific	64 57	130	H	Tulsa	60 44
								64	A	Quinnipiac	47 45	141	A	South Fla.	62 49
								89	A	Pittsburgh	61 58	150	A	Duquesne	71 63
								99	H	Cincinnati	56 55	177	A	Mercer	76 42
												191	A	Delaware	71 60
												205	H	SMU	55 43
												221	A	East Carolina	61 58
												225	A	Memphis	68 55
												244	A	Stetson	78 55
												265	N	Liberty	53 45
												278	H	Richmond	70 48
-----															
LAST 12 Division I GAMES:															
225	A	Memphis	68 55	221	A	East Carolina	61 58								
64	A	Quinnipiac	47 45	205	H	SMU	55 43								
9	N	Syracuse	52 57	130	H	Tulsa	60 44								
265	N	Liberty	53 45	99	H	Cincinnati	56 55								
60	H	Pacific	64 57	141	A	South Fla.	62 49								
150	A	Duquesne	71 63	191	A	Delaware	71 60								

Non-Div I Games:

UCF

Average RPI Win: **134**  
 Average RPI Loss: **51**

WON-LOST  
RECORD

WINNING  
PCT. RANK

LAST 10  
GAMES

STRENGTH OF  
SCHEDULE

OPP. STRENGTH  
OF SCHEDULE

TEAM  
RPI

ADJ.  
RPI

CONF.  
RPI

ADJ CONF.  
RPI

DIV. I ONLY	9- 9	165	6-4	7	64	58	58	2	2
DIV. I NON-CONF.	7- 5	132	0- 0	30	153	82	82	2	2
-----									
TOTALS	RPI 1-25	RPI 26-50	W-L RECORDS	RPI 51-100	RPI 101-150	RPI 150+			
9- 9	0- 3	2- 4	OVERALL	2- 0	3- 2	2- 0			
6- 4	0- 1	0- 3	HOME	2- 0	3- 0	1- 0			
3- 2	0- 1	2- 0	AWAY	0- 0	0- 1	1- 0			
0- 3	0- 1	0- 1	NEUTRAL	0- 0	0- 1	0- 0			
7- 5	0- 1	0- 2	NON-CONFERENCE	2- 0	3- 2	2- 0			
6- 1	0- 0	0- 1	HOME	2- 0	3- 0	1- 0			
1- 1	0- 0	0- 0	AWAY	0- 0	0- 1	1- 0			
0- 3	0- 1	0- 1	NEUTRAL	0- 0	0- 1	0- 0			
2- 4	0- 2	2- 2	CONFERENCE	0- 0	0- 0	0- 0			
0- 3	0- 1	0- 2	HOME	0- 0	0- 0	0- 0			
2- 1	0- 1	2- 0	AWAY	0- 0	0- 0	0- 0			
0- 0	0- 0	0- 0	NEUTRAL	0- 0	0- 0	0- 0			

RPI 1-25				RPI 26-50				RPI 51-100 Team's RPI: 58				RPI 101+			
RPI	S	Opponent	Score	RPI	S	Opponent	Score	RPI	S	Opponent	Score	RPI	S	Opponent	Score
3	H	Oregon	52 <b>72</b>	29	H	Indiana	65 <b>67</b>	71	H	Oklahoma St.	71 59	103	H	Rice	59 50
4	A	Stanford	80 <b>86</b>	30	A	California	84 79	75	H	Seton Hall	78 62	121	H	Georgia	80 69
24	N	Kentucky	74 <b>75</b>	40	H	Oregon St.	73 <b>83</b>					122	H	Fresno St.	89 80
				44	A	Southern California	72 65					131	A	Loyola Marymount	63 <b>69</b>
				44	H	Southern California	67 <b>72</b>					141	N	South Fla.	56 <b>60</b>
				47	N	North Carolina	49 <b>83</b>					307	H	Cal Poly	81 35
												335	A	UIC	78 47
LAST 12 Division I GAMES:															
				44	A	Southern California	72 65	44	H	Southern California	67 <b>72</b>				
				307	H	Cal Poly	81 35	3	H	Oregon	52 <b>72</b>				
				335	A	UIC	78 47	40	H	Oregon St.	73 <b>83</b>				
				71	H	Oklahoma St.	71 59	4	A	Stanford	80 <b>86</b>				
				122	H	Fresno St.	89 80	30	A	California	84 79				
				29	H	Indiana	65 <b>67</b>	141	N	South Fla.	56 <b>60</b>				

Non-Div I Games:

UCLA



Average RPI	Win:	116	WON-LOST	WINNING	LAST 10	STRENGTH OF	OPP. STRENGTH	TEAM	ADJ.	CONF.	ADJ CONF.
Average RPI	Loss:	2	RECORD	PCT. RANK	GAMES	SCHEDULE	OF SCHEDULE	RPI	RPI	RPI	RPI
DIV. I ONLY		17- 1		3	9-1	47	4	8	8	9	9
DIV. I NON-CONF.		11- 1		13	0- 0	31	2	5	5	9	9
-----											
TOTALS	RPI 1-25		RPI 26-50		W-L RECORDS	RPI 51-100		RPI 101-150		RPI 150+	
17- 1	1- 1		3- 0		OVERALL	3- 0		5- 0		5- 0	
6- 0	0- 0		1- 0		HOME	2- 0		2- 0		1- 0	
7- 1	1- 1		1- 0		AWAY	1- 0		2- 0		2- 0	
4- 0	0- 0		1- 0		NEUTRAL	0- 0		1- 0		2- 0	
11- 1	1- 1		3- 0		NON-CONFERENCE	1- 0		3- 0		3- 0	
3- 0	0- 0		1- 0		HOME	1- 0		1- 0		0- 0	
4- 1	1- 1		1- 0		AWAY	0- 0		1- 0		1- 0	
4- 0	0- 0		1- 0		NEUTRAL	0- 0		1- 0		2- 0	
6- 0	0- 0		0- 0		CONFERENCE	2- 0		2- 0		2- 0	
3- 0	0- 0		0- 0		HOME	1- 0		1- 0		1- 0	
3- 0	0- 0		0- 0		AWAY	1- 0		1- 0		1- 0	
0- 0	0- 0		0- 0		NEUTRAL	0- 0		0- 0		0- 0	

RPI	S	Opponent	Score	RPI	S	Opponent	Score	RPI	S	Opponent	Score	RPI	S	Opponent	Score
1	A	Notre Dame	89 71	30	A	Cal i forni a	76 66	75	H	Seton Hall I	99 61	101	H	Ohio St.	85 53
2	A	Bayl or	57 68	35	N	Purdue	86 40	87	A	Tul ane	75 33	107	N	St. John' s (NY)	65 55
				42	H	DePaul	99 63	99	H	Ci nci nnati	82 38	119	A	Houston	81 61
												139	A	Okl ahoma	72 63
												141	H	South Fla.	63 46
												169	N	Vanderbi l t	80 42
												193	N	Ole Miss	90 50
												198	A	Saint Loui s	98 42
												205	H	SMU	79 39
												231	A	Temple	88 67
-----															
LAST 12 Di vi si on I GAMES:															
119	A	Houston	81 61	205	H	SMU	79 39	231	A	Temple	88 67				
2	A	Bayl or	57 68	87	A	Tul ane	75 33								
30	A	Cal i forni a	76 66	141	H	South Fla.	63 46								
139	A	Okl ahoma	72 63	99	H	Ci nci nnati	82 38								
75	H	Seton Hall I	99 61	1	A	Notre Dame	89 71								
198	A	Saint Loui s	98 42												

Non-Di v I Games:

UConn

UIC		Average RPI Win: 317	WON-LOST RECORD	WINNING PCT. RANK	LAST 10 GAMES	STRENGTH OF SCHEDULE	OPP. STRENGTH OF SCHEDULE	TEAM RPI	ADJ. RPI	CONF. RPI	ADJ CONF. RPI
		Average RPI Loss: 179									
DIV. I ONLY		3- 15	319	1-9	305	205	335	335	20	20	
DIV. I NON-CONF.		2- 9	297	0- 0	268	215	318	318	19	19	
-----											
TOTALS	RPI 1-25	RPI 26-50	W-L RECORDS		RPI 51-100	RPI 101-150	RPI 150+				
3- 15	0- 1	0- 0	OVERALL		0- 4	0- 1	3- 9				
2- 6	0- 0	0- 0	HOME		0- 3	0- 0	2- 3				
1- 7	0- 1	0- 0	AWAY		0- 1	0- 1	1- 4				
0- 2	0- 0	0- 0	NEUTRAL		0- 0	0- 0	0- 2				
2- 9	0- 1	0- 0	NON-CONFERENCE		0- 3	0- 0	2- 5				
1- 3	0- 0	0- 0	HOME		0- 2	0- 0	1- 1				
1- 4	0- 1	0- 0	AWAY		0- 1	0- 0	1- 2				
0- 2	0- 0	0- 0	NEUTRAL		0- 0	0- 0	0- 2				
1- 6	0- 0	0- 0	CONFERENCE		0- 1	0- 1	1- 4				
1- 3	0- 0	0- 0	HOME		0- 1	0- 0	1- 2				
0- 3	0- 0	0- 0	AWAY		0- 0	0- 1	0- 2				
0- 0	0- 0	0- 0	NEUTRAL		0- 0	0- 0	0- 0				

RPI 1-25				RPI 26-50				RPI 51-100				RPI 101+				Team's RPI: 335
RPI	S	Opponent	Score	RPI	S	Opponent	Score	RPI	S	Opponent	Score	RPI	S	Opponent	Score	
15	A	Marquette	32 96					58	H	UCLA	47 78	124	A	Youngstown St.	29 81	
								80	A	Northwestern	44 87	153	A	IUPUI	43 71	
								82	H	Wright St.	46 79	156	A	Indiana St.	53 60	
								88	H	Miami (OH)	56 65	185	A	Eastern Mich.	38 52	
												226	H	Loyola Chicago	60 75	
												266	A	Cleveland St.	53 71	
												281	H	Northern Ky.	49 67	
												299	H	Oakland	69 65	
												309	H	Valparaiso	75 65	
												314	N	Fairfield	60 68	
												329	H	Detroit Mercy	36 42	
												333	N	Jackson St.	57 72	
												344	A	Evansville	62 54	
-----																
LAST 12 Division I GAMES:																
				82	H	Wright St.	46 79	153	A	IUPUI	43 71					
				281	H	Northern Ky.	49 67	329	H	Detroit Mercy	36 42					
				333	N	Jackson St.	57 72	299	H	Oakland	69 65					
				314	N	Fairfield	60 68	266	A	Cleveland St.	53 71					
				58	H	UCLA	47 78	124	A	Youngstown St.	29 81					
				156	A	Indiana St.	53 60	344	A	Evansville	62 54					

Non-Div I Games:

UIC

UMBC				Through Games Of Jan. 23, 2019																
Average RPI Win:		292	WON-LOST		WINNING		LAST 10		STRENGTH OF		OPP. STRENGTH		TEAM		ADJ.		CONF.		ADJ CONF.	
Average RPI Loss:		181	RECORD		PCT. RANK		GAMES		SCHEDULE		OF SCHEDULE		RPI		RPI		RPI		RPI	
DIV. I ONLY			4- 12		291		1-9		320		213		320		320		23		23	
DIV. I NON-CONF.			4- 6		212		0- 0		318		226		285		285		23		23	
TOTALS		RPI 1-25		RPI 26-50		W-L RECORDS		RPI 51-100		RPI 101-150		RPI 150+								
4- 12		0- 1		0- 0		OVERALL		0- 2		0- 2		4- 7								
0- 7		0- 0		0- 0		HOME		0- 1		0- 1		0- 5								
2- 5		0- 1		0- 0		AWAY		0- 1		0- 1		2- 2								
2- 0		0- 0		0- 0		NEUTRAL		0- 0		0- 0		2- 0								
4- 6		0- 1		0- 0		NON-CONFERENCE		0- 0		0- 2		4- 3								
0- 4		0- 0		0- 0		HOME		0- 0		0- 1		0- 3								
2- 2		0- 1		0- 0		AWAY		0- 0		0- 1		2- 0								
2- 0		0- 0		0- 0		NEUTRAL		0- 0		0- 0		2- 0								
0- 6		0- 0		0- 0		CONFERENCE		0- 2		0- 0		0- 4								
0- 3		0- 0		0- 0		HOME		0- 1		0- 0		0- 2								
0- 3		0- 0		0- 0		AWAY		0- 1		0- 0		0- 2								
0- 0		0- 0		0- 0		NEUTRAL		0- 0		0- 0		0- 0								

RPI 1-25				RPI 26-50				RPI 51-100				RPI 101+				Team's RPI: 320	
RPI	S	Opponent	Score	RPI	S	Opponent	Score	RPI	S	Opponent	Score	RPI	S	Opponent	Score		
25	A	Maryland	61 92					65	A	Maine	44 84	102	H	Towson	62 71		
								97	H	Hartford	52 66	115	A	American	42 64		
												219	H	UMES	67 73		
												232	A	Binghamton	45 67		
												235	H	Mt. St. Mary's	52 65		
												255	A	Albany (NY)	44 64		
												256	N	UTSA	72 58		
												261	H	Hofstra	42 45		
												269	H	Vermont	44 58		
												289	N	Kennesaw St.	57 53		
												294	H	UMass Lowell	55 67		
												306	A	Coppin St.	57 52		
												318	A	Morgan St.	73 68		
LAST 12 Division I GAMES:																	
65	A	Maine	44 84	269	H	Vermont	44 58										
219	H	UMES	67 73	255	A	Albany (NY)	44 64										
318	A	Morgan St.	73 68	232	A	Binghamton	45 67										
261	H	Hofstra	42 45	294	H	UMass Lowell	55 67										
235	H	Mt. St. Mary's	52 65	97	H	Hartford	52 66										
25	A	Maryland	61 92	115	A	American	42 64										

Non-Div I Games: Notre Dame (MD) 81 43 Eastern 81 42 Gettysburg 65 51

UMBC

Loss, Non-Conf, S Site, H Home A Away N Neutral

Average RPI Win:	295	WON-LOST	WINNING	LAST 10	STRENGTH OF	OPP. STRENGTH	TEAM	ADJ.	CONF.	ADJ CONF.
Average RPI Loss:	158	RECORD	PCT. RANK	GAMES	SCHEDULE	OF SCHEDULE	RPI	RPI	RPI	RPI
DIV. I ONLY	7- 10	222	7-3	282	261	219	219	32	32	
DIV. I NON-CONF.	2- 9	297	0- 0	218	104	254	254	32	32	
-----										
TOTALS	RPI 1-25	RPI 26-50	W-L RECORDS	RPI 51-100	RPI 101-150	RPI 150+				
7- 10	0- 1	0- 2	OVERALL	0- 1	0- 1	7- 5				
2- 2	0- 0	0- 1	HOME	0- 0	0- 0	2- 1				
5- 8	0- 1	0- 1	AWAY	0- 1	0- 1	5- 4				
0- 0	0- 0	0- 0	NEUTRAL	0- 0	0- 0	0- 0				
2- 9	0- 1	0- 2	NON-CONFERENCE	0- 1	0- 1	2- 4				
0- 1	0- 0	0- 1	HOME	0- 0	0- 0	0- 0				
2- 8	0- 1	0- 1	AWAY	0- 1	0- 1	2- 4				
0- 0	0- 0	0- 0	NEUTRAL	0- 0	0- 0	0- 0				
5- 1	0- 0	0- 0	CONFERENCE	0- 0	0- 0	5- 1				
2- 1	0- 0	0- 0	HOME	0- 0	0- 0	2- 1				
3- 0	0- 0	0- 0	AWAY	0- 0	0- 0	3- 0				
0- 0	0- 0	0- 0	NEUTRAL	0- 0	0- 0	0- 0				

RPI 1-25				RPI 26-50				RPI 51-100				RPI 101+ Team's RPI: 219			
RPI	S	Opponent	Score	RPI	S	Opponent	Score	RPI	S	Opponent	Score	RPI	S	Opponent	Score
9	A	Syracuse	51 96	27	A	Miami (FL)	53 71	83	A	Georgetown	55 74	114	A	Wake Forest	67 78
				33	H	Buffalo	63 69					199	A	George Mason	49 70
												221	A	East Carolina	69 84
												223	H	Howard	80 72
												235	A	Mt. St. Mary's	86 73
												274	H	N. C. A&T	49 51
												277	A	Bethune-Cookman	64 52
												278	A	Richmond	55 57
												318	A	Morgan St.	73 68
												320	A	UMBC	73 67
												345	A	Florida A&M	68 36
												346	A	Longwood	71 83
												348	H	N. C. Central	59 49
LAST 12 Division I GAMES:															
318	A	Morgan St.	73 68	277	A	Bethune-Cookman	64 52								
320	A	UMBC	73 67	345	A	Florida A&M	68 36								
199	A	George Mason	49 70	274	H	N. C. A&T	49 51								
235	A	Mt. St. Mary's	86 73	348	H	N. C. Central	59 49								
27	A	Miami (FL)	53 71	223	H	Howard	80 72								
114	A	Wake Forest	67 78	9	A	Syracuse	51 96								

Non-Div I Games: Regent 72 16 Cheyney 88 39

UMES

Loss, Non-Conf, S Site, H Home A Away N Neutral

UMKC		Average RPI Win: 261	WON-LOST RECORD	WINNING PCT. RANK	LAST 10 GAMES	STRENGTH OF SCHEDULE	OPP. STRENGTH OF SCHEDULE	TEAM RPI	ADJ. RPI	CONF. RPI	ADJ CONF. RPI
		Average RPI Loss: 140									
DIV. I ONLY		7- 8	195	7-3	223	267	194	194	29	29	
DIV. I NON-CONF.		4- 7	228	0- 0	99	219	178	178	30	30	
-----											
TOTALS	RPI 1-25	RPI 26-50	W-L RECORDS		RPI 51-100	RPI 101-150	RPI 150+				
7- 8	0- 0	0- 2	OVERALL		0- 1	1- 0	6- 5				
3- 3	0- 0	0- 0	HOME		0- 0	1- 0	2- 3				
4- 5	0- 0	0- 2	AWAY		0- 1	0- 0	4- 2				
0- 0	0- 0	0- 0	NEUTRAL		0- 0	0- 0	0- 0				
4- 7	0- 0	0- 2	NON-CONFERENCE		0- 1	1- 0	3- 4				
2- 2	0- 0	0- 0	HOME		0- 0	1- 0	1- 2				
2- 5	0- 0	0- 2	AWAY		0- 1	0- 0	2- 2				
0- 0	0- 0	0- 0	NEUTRAL		0- 0	0- 0	0- 0				
3- 1	0- 0	0- 0	CONFERENCE		0- 0	0- 0	3- 1				
1- 1	0- 0	0- 0	HOME		0- 0	0- 0	1- 1				
2- 0	0- 0	0- 0	AWAY		0- 0	0- 0	2- 0				
0- 0	0- 0	0- 0	NEUTRAL		0- 0	0- 0	0- 0				

RPI 1-25				RPI 26-50				RPI 51-100				RPI 101+ Team's RPI: 194			
RPI	S	Opponent	Score	RPI	S	Opponent	Score	RPI	S	Opponent	Score	RPI	S	Opponent	Score
				36	A	Missouri	59 66	70	A	Kansas	55 67	132	H	Louisiana Tech	80 70
				39	A	Kansas St.	50 61					152	A	Denver	75 92
												170	A	Oral Roberts	64 75
												182	H	Illinois St.	55 62
												199	H	George Mason	84 91
												201	H	SIUE	80 75
												226	A	Loyola Chicago	88 74
												270	H	CSU Bakersfield	57 67
												287	A	California Baptist	78 74
												302	A	North Dakota St.	69 59
												338	H	Grand Canyon	73 45
												343	A	Chicago St.	111 58
-----															
LAST 12 Division I GAMES:															
				132	H	Louisiana Tech	80 70	338	H	Grand Canyon	73 45				
				201	H	SIUE	80 75	270	H	CSU Bakersfield	57 67				
				226	A	Loyola Chicago	88 74	287	A	California Baptist	78 74				
				36	A	Missouri	59 66	343	A	Chicago St.	111 58				
				302	A	North Dakota St.	69 59	182	H	Illinois St.	55 62				
				199	H	George Mason	84 91	170	A	Oral Roberts	64 75				

Non-Div I Games: Peru St. 98 62 Mo.-St. Louis 92 63

UMKC

■ Loss, 
 ■ Non-Conf, S Site, 
 ■ Home 
 ■ Away 
 N Neutral

Average RPI Win:	285	WON-LOST	WINNING	LAST 10	STRENGTH OF	OPP. STRENGTH	TEAM	ADJ.	CONF.	ADJ CONF.
Average RPI Loss:	194	RECORD	PCT. RANK	GAMES	SCHEDULE	OF SCHEDULE	RPI	RPI	RPI	RPI
DIV. I ONLY	5- 14	290	3-7	265	316	294	294	23	23	
DIV. I NON-CONF.	3- 9	271	0- 0	242	327	283	283	23	23	
-----										
TOTALS	RPI 1-25	RPI 26-50	W-L RECORDS	RPI 51-100	RPI 101-150	RPI 150+				
5- 14	0- 1	0- 0	OVERALL	0- 3	0- 0	5- 10				
2- 6	0- 0	0- 0	HOME	0- 2	0- 0	2- 4				
3- 8	0- 1	0- 0	AWAY	0- 1	0- 0	3- 6				
0- 0	0- 0	0- 0	NEUTRAL	0- 0	0- 0	0- 0				
3- 9	0- 1	0- 0	NON-CONFERENCE	0- 2	0- 0	3- 6				
1- 3	0- 0	0- 0	HOME	0- 1	0- 0	1- 2				
2- 6	0- 1	0- 0	AWAY	0- 1	0- 0	2- 4				
0- 0	0- 0	0- 0	NEUTRAL	0- 0	0- 0	0- 0				
2- 5	0- 0	0- 0	CONFERENCE	0- 1	0- 0	2- 4				
1- 3	0- 0	0- 0	HOME	0- 1	0- 0	1- 2				
1- 2	0- 0	0- 0	AWAY	0- 0	0- 0	1- 2				
0- 0	0- 0	0- 0	NEUTRAL	0- 0	0- 0	0- 0				

RPI 1-25				RPI 26-50				RPI 51-100				RPI 101+ Team's RPI: 294			
RPI	S	Opponent	Score	RPI	S	Opponent	Score	RPI	S	Opponent	Score	RPI	S	Opponent	Score
21	A	Butler	36 89					75	A	Seton Hall	57 90	167	A	Stony Brook	56 76
								86	H	Providence	47 71	183	A	Massachusetts	62 59
								97	H	Hartford	44 66	197	A	Cornell	54 63
												215	A	Holy Cross	54 63
												227	A	Dartmouth	54 70
												232	H	Binghamton	50 70
												233	H	Colgate	52 61
												255	A	Albany (NY)	56 63
												269	H	Vermont	54 51
												280	H	Bryant	57 58
												303	H	Saint Peter's	59 57
												308	H	New Hampshire	53 56
												318	A	Morgan St.	49 61
												320	A	UMBC	67 55
												351	A	LIU Brooklyn	69 64
LAST 12 Division I GAMES:															
167	A	Stony Brook	56 76	232	H	Binghamton	50 70								
269	H	Vermont	54 51	97	H	Hartford	44 66								
318	A	Morgan St.	49 61	255	A	Albany (NY)	56 63								
183	A	Massachusetts	62 59	320	A	UMBC	67 55								
227	A	Dartmouth	54 70	308	H	New Hampshire	53 56								
86	H	Providence	47 71	233	H	Colgate	52 61								

Non-Div I Games:

Fisher

79 45

UMass Lowell

Average RPI Win:	255	WON-LOST	WINNING	LAST 10	STRENGTH OF	OPP. STRENGTH	TEAM	ADJ.	CONF.	ADJ CONF.
Average RPI Loss:	155	RECORD	PCT. RANK	GAMES	SCHEDULE	OF SCHEDULE	RPI	RPI	RPI	RPI
DIV. I ONLY	8- 9	188	4-6	197	309	200	200	28	28	
DIV. I NON-CONF.	4- 6	212	0- 0	133	269	204	204	29	29	
-----										
TOTALS	RPI 1-25	RPI 26-50	W-L RECORDS	RPI 51-100	RPI 101-150	RPI 150+				
8- 9	0- 0	0- 1	OVERALL	0- 1	2- 2	6- 5				
7- 1	0- 0	0- 0	HOME	0- 0	2- 0	5- 1				
1- 8	0- 0	0- 1	AWAY	0- 1	0- 2	1- 4				
0- 0	0- 0	0- 0	NEUTRAL	0- 0	0- 0	0- 0				
4- 6	0- 0	0- 1	NON-CONFERENCE	0- 1	1- 1	3- 3				
4- 0	0- 0	0- 0	HOME	0- 0	1- 0	3- 0				
0- 6	0- 0	0- 1	AWAY	0- 1	0- 1	0- 3				
0- 0	0- 0	0- 0	NEUTRAL	0- 0	0- 0	0- 0				
4- 3	0- 0	0- 0	CONFERENCE	0- 0	1- 1	3- 2				
3- 1	0- 0	0- 0	HOME	0- 0	1- 0	2- 1				
1- 2	0- 0	0- 0	AWAY	0- 0	0- 1	1- 1				
0- 0	0- 0	0- 0	NEUTRAL	0- 0	0- 0	0- 0				

RPI S Opponent	Score	RPI S Opponent	Score	RPI S Opponent	Score	RPI S Opponent	Score
		45 A Tennessee	46 73	68 A Middle Tenn.	46 67	104 A Tennessee Tech	53 60
						140 H High Point	67 56
						142 H Davidson	69 56
						145 A Radford	46 60
						168 A Charlotte	53 70
						177 A Mercer	47 61
						192 H Hampton	58 61
						236 H ETSU	56 55
						237 H Campbell	60 52
						249 A Furman	47 58
						251 A Gardner-Webb	59 69
						272 H Wofford	60 46
						327 H Western Caro.	74 49
						341 A USC Upstate	93 86
						346 H Longwood	80 55
LAST 12 Division I GAMES:							
192 H Hampton	58 61	346 H Longwood	80 55				
145 A Radford	46 60	140 H High Point	67 56				
177 A Mercer	47 61	341 A USC Upstate	93 86				
68 A Middle Tenn.	46 67	237 H Campbell	60 52				
104 A Tennessee Tech	53 60	251 A Gardner-Webb	59 69				
236 H ETSU	56 55	249 A Furman	47 58				

Non-Div I Games: Warren Wilson 92 31

UNC Asheville

Average RPI Win:	226	WON-LOST	WINNING	LAST 10	STRENGTH OF	OPP. STRENGTH	TEAM	ADJ.	CONF.	ADJ CONF.
Average RPI Loss:	193	RECORD	PCT. RANK	GAMES	SCHEDULE	OF SCHEDULE	RPI	RPI	RPI	RPI

DIV. I ONLY	3- 12	309	3-7	261	256	322	322	24	24
DIV. I NON-CONF.	2- 9	297	0- 0	264	202	315	315	25	25
-----									
TOTALS	RPI 1-25	RPI 26-50	W-L RECORDS	RPI 51-100	RPI 101-150	RPI 150+			
3- 12	0- 0	0- 1	OVERALL	0- 1	0- 2	3- 8			
2- 2	0- 0	0- 0	HOME	0- 0	0- 0	2- 2			
0- 9	0- 0	0- 1	AWAY	0- 0	0- 2	0- 6			
1- 1	0- 0	0- 0	NEUTRAL	0- 1	0- 0	1- 0			
2- 9	0- 0	0- 1	NON-CONFERENCE	0- 1	0- 2	2- 5			
1- 1	0- 0	0- 0	HOME	0- 0	0- 0	1- 1			
0- 7	0- 0	0- 1	AWAY	0- 0	0- 2	0- 4			
1- 1	0- 0	0- 0	NEUTRAL	0- 1	0- 0	1- 0			
1- 3	0- 0	0- 0	CONFERENCE	0- 0	0- 0	1- 3			
1- 1	0- 0	0- 0	HOME	0- 0	0- 0	1- 1			
0- 2	0- 0	0- 0	AWAY	0- 0	0- 0	0- 2			
0- 0	0- 0	0- 0	NEUTRAL	0- 0	0- 0	0- 0			

RPI 1-25	RPI 26-50	RPI 51-100	RPI 101+	Team's RPI: 322
RPI S Opponent Score	RPI S Opponent Score	RPI S Opponent Score	RPI S Opponent Score	
	47 A North Carolina 62 83	75 N Seton Hall 64 71	106 A Appalachian St. 65 68	
			140 A High Point 75 82	
			177 H Mercer 58 71	
			178 A Georgia St. 63 70	
			185 N Eastern Mi ch. 49 44	
			204 H Coastal Caro. 71 78	
			229 H Samford 55 54	
			237 A Campbell 49 53	
			249 A Furman 61 64	
			265 H Liberty 48 45	
			272 A Wofford 66 93	
			278 A Richmond 48 59	
			348 A N.C. Central 57 66	
-----				
LAST 12 Division I GAMES:				
	204 H Coastal Caro. 71 78	177 H Mercer 58 71		
	75 N Seton Hall 64 71	229 H Samford 55 54		
	185 N Eastern Mi ch. 49 44	272 A Wofford 66 93		
	265 H Liberty 48 45	249 A Furman 61 64		
	348 A N.C. Central 57 66	278 A Richmond 48 59		
	47 A North Carolina 62 83	140 A High Point 75 82		

Non-Div I Games:	Pfeiffer	92 23	UNC Pembroke	72 32	Lees-McRae	92 36	Young Harris	62 29
UNC Greensboro								



Average RPI Win:	246	WON-LOST	WINNING	LAST 10	STRENGTH OF	OPP. STRENGTH	TEAM	ADJ.	CONF.	ADJ CONF.
Average RPI Loss:	91	RECORD	PCT. RANK	GAMES	SCHEDULE	OF SCHEDULE	RPI	RPI	RPI	RPI
DIV. I ONLY	9- 5	99	7-3	202	254	120	120	10	10	
DIV. I NON-CONF.	5- 4	139	0- 0	273	284	177	177	13	13	
<hr/>										
TOTALS	RPI 1-25	RPI 26-50	W-L RECORDS	RPI 51-100	RPI 101-150	RPI 150+				
9- 5	0- 0	0- 2	OVERALL	1- 1	1- 2	7- 0				
6- 0	0- 0	0- 0	HOME	1- 0	1- 0	4- 0				
3- 5	0- 0	0- 2	AWAY	0- 1	0- 2	3- 0				
0- 0	0- 0	0- 0	NEUTRAL	0- 0	0- 0	0- 0				
5- 4	0- 0	0- 2	NON-CONFERENCE	0- 1	0- 1	5- 0				
3- 0	0- 0	0- 0	HOME	0- 0	0- 0	3- 0				
2- 4	0- 0	0- 2	AWAY	0- 1	0- 1	2- 0				
0- 0	0- 0	0- 0	NEUTRAL	0- 0	0- 0	0- 0				
4- 1	0- 0	0- 0	CONFERENCE	1- 0	1- 1	2- 0				
3- 0	0- 0	0- 0	HOME	1- 0	1- 0	1- 0				
1- 1	0- 0	0- 0	AWAY	0- 0	0- 1	1- 0				
0- 0	0- 0	0- 0	NEUTRAL	0- 0	0- 0	0- 0				

RPI 1-25				RPI 26-50				RPI 51-100				RPI 101+				Team's RPI: 120
RPI	S	Opponent	Score	RPI	S	Opponent	Score	RPI	S	Opponent	Score	RPI	S	Opponent	Score	
				34	A	Ohio	72 95	55	H	James Madison	66 63	102	H	Towson	77 73	
				47	A	North Carolina	55 82	89	A	Pittsburgh	56 60	134	A	VCU	47 58	
												149	A	William & Mary	64 70	
												190	A	Elon	75 70	
												221	A	East Carolina	71 68	
												293	H	Col. of Charleston	71 49	
												325	H	Presbyterian	63 48	
												338	H	Grand Canyon	77 55	
												346	H	Longwood	35 33	
												348	A	N.C. Central	89 82	
<hr/>																
LAST 12 Division I GAMES:																
				221	A	East Carolina	71 68	102	H	Towson	77 73					
				346	H	Longwood	35 33	55	H	James Madison	66 63					
				89	A	Pittsburgh	56 60	190	A	Elon	75 70					
				47	A	North Carolina	55 82	149	A	William & Mary	64 70					
				134	A	VCU	47 58	293	H	Col. of Charleston	71 49					
				348	A	N.C. Central	89 82	338	H	Grand Canyon	77 55					

Non-Div I Games: Fayetteville St. 72 54 Belmont Abbey 74 58

UNCW

Average RPI Win:	211	WON-LOST	WINNING	LAST 10	STRENGTH OF	OPP. STRENGTH	TEAM	ADJ.	CONF.	ADJ CONF.
Average RPI Loss:	62	RECORD	PCT. RANK	GAMES	SCHEDULE	OF SCHEDULE	RPI	RPI	RPI	RPI
DIV. I ONLY	9- 7	133	6-4	51	128	77	77	12	12	
DIV. I NON-CONF.	6- 5	143	0- 1	68	54	69	69	14	14	
-----										
TOTALS	RPI 1-25	RPI 26-50	W-L RECORDS	RPI 51-100	RPI 101-150	RPI 150+				
9- 7	0- 3	0- 1	OVERALL	1- 1	0- 1	8- 1				
6- 1	0- 1	0- 0	HOME	1- 0	0- 0	5- 0				
3- 5	0- 2	0- 1	AWAY	0- 0	0- 1	3- 1				
0- 1	0- 0	0- 0	NEUTRAL	0- 1	0- 0	0- 0				
6- 5	0- 2	0- 1	NON-CONFERENCE	1- 1	0- 1	5- 0				
4- 0	0- 0	0- 0	HOME	1- 0	0- 0	3- 0				
2- 4	0- 2	0- 1	AWAY	0- 0	0- 1	2- 0				
0- 1	0- 0	0- 0	NEUTRAL	0- 1	0- 0	0- 0				
3- 2	0- 1	0- 0	CONFERENCE	0- 0	0- 0	3- 1				
2- 1	0- 1	0- 0	HOME	0- 0	0- 0	2- 0				
1- 1	0- 0	0- 0	AWAY	0- 0	0- 0	1- 1				
0- 0	0- 0	0- 0	NEUTRAL	0- 0	0- 0	0- 0				

RPI 1-25				RPI 26-50				RPI 51-100				RPI 101+			
RPI	S	Opponent	Score	RPI	S	Opponent	Score	RPI	S	Opponent	Score	RPI	S	Opponent	Score
10	A	Iowa	57 83	39	A	Kansas St.	62 72	62	N	Boise St.	60 61	113	A	Northern Ill.	59 70
12	H	Drake	64 88					67	H	Creighton	65 55	153	A	IUPUI	53 40
15	A	Marquette	61 102									171	A	Bradley	81 78
												182	A	Illinois St.	64 66
												191	H	Delaware	79 67
												224	H	North Dakota	64 60
												226	H	Loyola Chicago	64 52
												258	A	Long Beach St.	71 64
												298	H	Omaha	79 50
												309	H	Valparaiso	71 52
-----															
LAST 12 Division I GAMES:															
171	A	Bradley	81 78	113	A	Northern Ill.	59 70	15	A	Marquette	61 102				
182	A	Illinois St.	64 66	12	H	Drake	64 88	226	H	Loyola Chicago	64 52				
39	A	Kansas St.	62 72	309	H	Valparaiso	71 52	153	A	IUPUI	53 40				
298	H	Omaha	79 50												
10	A	Iowa	57 83												
224	H	North Dakota	64 60												

Non-Div I Games: Minnesota St. 73 56

UNI

Average RPI Win:	217	WON-LOST	WINNING	LAST 10	STRENGTH OF	OPP. STRENGTH	TEAM	ADJ.	CONF.	ADJ CONF.
Average RPI Loss:	121	RECORD	PCT. RANK	GAMES	SCHEDULE	OF SCHEDULE	RPI	RPI	RPI	RPI
DIV. I ONLY	5- 12	268	4-6	92	147	216	216	13	13	
DIV. I NON-CONF.	2- 9	297	0- 1	86	192	269	269	11	11	
<hr/>										
TOTALS	RPI 1-25	RPI 26-50	W-L RECORDS	RPI 51-100	RPI 101-150	RPI 150+				
5- 12	0- 1	1- 3	OVERALL	0- 3	0- 2	4- 3				
4- 5	0- 1	1- 1	HOME	0- 2	0- 0	3- 1				
1- 7	0- 0	0- 2	AWAY	0- 1	0- 2	1- 2				
0- 0	0- 0	0- 0	NEUTRAL	0- 0	0- 0	0- 0				
2- 9	0- 1	0- 2	NON-CONFERENCE	0- 2	0- 2	2- 2				
2- 5	0- 1	0- 1	HOME	0- 2	0- 0	2- 1				
0- 4	0- 0	0- 1	AWAY	0- 0	0- 2	0- 1				
0- 0	0- 0	0- 0	NEUTRAL	0- 0	0- 0	0- 0				
3- 3	0- 0	1- 1	CONFERENCE	0- 1	0- 0	2- 1				
2- 0	0- 0	1- 0	HOME	0- 0	0- 0	1- 0				
1- 3	0- 0	0- 1	AWAY	0- 1	0- 0	1- 1				
0- 0	0- 0	0- 0	NEUTRAL	0- 0	0- 0	0- 0				

RPI	S	Opponent	Score	RPI	S	Opponent	Score	RPI	S	Opponent	Score	RPI	S	Opponent	Score	Team's RPI: 216
11	H	Gonzaga	59 70	43	A	New Mexico	77 80	68	H	Middle Tenn.	62 66	144	A	Portland St.	49 58	
				43	H	New Mexico	66 57	81	A	Wyoming	62 90	147	A	UC Irvine	55 57	
				44	H	Southern California	72 86	82	H	Wright St.	52 68	208	A	Colorado St.	49 52	
				50	A	Duke	38 66					214	H	Air Force	66 56	
												217	H	Florida	56 53	
												268	H	Hawaii	61 66	
												296	H	UC Santa Barbara	69 51	
												310	A	South Carolina St.	49 58	
												317	A	San Jose St.	53 43	
<hr/>																
LAST 12 Division I GAMES:																
				214	H	Air Force	66 56	310	A	South Carolina St.	49 58					
				43	H	New Mexico	66 57	217	H	Florida	56 53					
				81	A	Wyoming	62 90	68	H	Middle Tenn.	62 66					
				208	A	Colorado St.	49 52	43	A	New Mexico	77 80					
				268	H	Hawaii	61 66	317	A	San Jose St.	53 43					
				144	A	Portland St.	49 58	50	A	Duke	38 66					

Non-Div I Games:

UNLV

Average RPI Win: 312

Average RPI Loss: 234

WON-LOST  
RECORDWINNING  
PCT. RANKLAST 10  
GAMESSTRENGTH OF  
SCHEDULEOPP. STRENGTH  
OF SCHEDULETEAM  
RPIADJ.  
RPICONF.  
RPIADJ CONF.  
RPIDIV. I ONLY  
DIV. I NON-CONF.2- 12  
1- 7327  
3193-7  
0- 0332  
323339  
334341  
336341  
33628  
2928  
29

TOTALS

RPI 1-25

RPI 26-50

W-L RECORDS

RPI 51-100

RPI 101-150

RPI 150+

2- 12

0- 0

0- 0

OVERALL

0- 2

0- 1

2- 9

0- 3

0- 0

0- 0

HOME

0- 0

0- 1

0- 2

2- 9

0- 0

0- 0

AWAY

0- 2

0- 0

2- 7

0- 0

0- 0

0- 0

NEUTRAL

0- 0

0- 0

0- 0

1- 7

0- 0

0- 0

NON-CONFERENCE

0- 2

0- 0

1- 5

0- 0

0- 0

0- 0

HOME

0- 0

0- 0

0- 0

1- 7

0- 0

0- 0

AWAY

0- 2

0- 0

1- 5

0- 0

0- 0

0- 0

NEUTRAL

0- 0

0- 0

0- 0

1- 5

0- 0

0- 0

CONFERENCE

0- 0

0- 1

1- 4

0- 3

0- 0

0- 0

HOME

0- 0

0- 1

0- 2

1- 2

0- 0

0- 0

AWAY

0- 0

0- 0

1- 2

0- 0

0- 0

0- 0

NEUTRAL

0- 0

0- 0

0- 0

RPI 1-25

RPI 26-50

RPI 51-100

RPI 101+

Team's RPI: 341

RPI S Opponent Score

RPI S Opponent Score

RPI S Opponent Score

RPI S Opponent Score

73 A Virginia Tech 45 96  
74 A Nebraska 64 87140 H High Point 61 87  
200 H UNC Asheville 86 93  
221 A East Carolina 53 63  
249 A Furman 67 78  
251 A Gardner-Webb 72 92  
275 A Winthrop 76 50  
298 A Omaha 69 96  
310 A South Carolina St. 66 71  
325 A Presbyterian 54 70  
327 A Western Caro. 64 68  
334 H Charleston So. 75 78  
348 A N.C. Central 82 63

LAST 12 Division I GAMES:

140 H High Point 61 87 251 A Gardner-Webb 72 92  
221 A East Carolina 53 63 334 H Charleston So. 75 78  
327 A Western Caro. 64 68 200 H UNC Asheville 86 93  
310 A South Carolina St. 66 71 325 A Presbyterian 54 70  
348 A N.C. Central 82 63 275 A Winthrop 76 50  
249 A Furman 67 78 74 A Nebraska 64 87

Non-Div I Games:

Brevard

71 53

Converse

69 51

UNKNOWN

101 53

USC Upstate

Loss, Non-Conf, S Site, H Home A Away N Neutral

Average RPI Win:	213	WON-LOST	WINNING	LAST 10	STRENGTH OF	OPP. STRENGTH	TEAM	ADJ.	CONF.	ADJ CONF.
Average RPI Loss:	98	RECORD	PCT. RANK	GAMES	SCHEDULE	OF SCHEDULE	RPI	RPI	RPI	RPI
DIV. I ONLY	12- 5	68	7-3	260	102	125	125	14	14	
DIV. I NON-CONF.	8- 3	72	0- 0	282	126	143	143	15	15	
-----										
TOTALS	RPI 1-25	RPI 26-50	W-L RECORDS	RPI 51-100	RPI 101-150	RPI 150+				
12- 5	0- 0	0- 1	OVERALL	0- 2	2- 1	10- 1				
5- 2	0- 0	0- 1	HOME	0- 1	1- 0	4- 0				
7- 3	0- 0	0- 0	AWAY	0- 1	1- 1	6- 1				
0- 0	0- 0	0- 0	NEUTRAL	0- 0	0- 0	0- 0				
8- 3	0- 0	0- 1	NON-CONFERENCE	0- 1	1- 1	7- 0				
3- 2	0- 0	0- 1	HOME	0- 1	0- 0	3- 0				
5- 1	0- 0	0- 0	AWAY	0- 0	1- 1	4- 0				
0- 0	0- 0	0- 0	NEUTRAL	0- 0	0- 0	0- 0				
4- 2	0- 0	0- 0	CONFERENCE	0- 1	1- 0	3- 1				
2- 0	0- 0	0- 0	HOME	0- 0	1- 0	1- 0				
2- 2	0- 0	0- 0	AWAY	0- 1	0- 0	2- 1				
0- 0	0- 0	0- 0	NEUTRAL	0- 0	0- 0	0- 0				

RPI	S	Opponent	Score	RPI	S	Opponent	Score	RPI	S	Opponent	Score	RPI	S	Opponent	Score	Team's RPI: 125
44	H	Southern Cal i forn i a	61 73	51	H	Arkansas	65 66	106	H	Appalachian St.	99 94	119	A	Houston	65 61	
				95	A	Little Rock	65 68	122	A	Fresno St.	61 70	160	H	Grambling	78 54	
								163	A	Arkansas St.	100 73	170	A	Oral Roberts	80 62	
								178	A	Georgia St.	48 50	204	H	Coastal Caro.	79 53	
								205	A	SMU	66 41	253	A	San Francisco	80 73	
								256	H	UTSA	53 48	286	A	Ga. Southern	74 53	
								305	A	Incarnate Word	97 49	333	H	Jackson St.	99 63	
-----																
LAST 12 Division I GAMES:																
178	A	Georgia St.	48 50	95	A	Little Rock	65 68	163	A	Arkansas St.	100 73	204	H	Coastal Caro.	79 53	
205	A	SMU	66 41	163	A	Arkansas St.	100 73	204	H	Coastal Caro.	79 53	106	H	Appalachian St.	99 94	
44	H	Southern Cal i forn i a	61 73	204	H	Coastal Caro.	79 53	106	H	Appalachian St.	99 94	286	A	Ga. Southern	74 53	
256	H	UTSA	53 48	106	H	Appalachian St.	99 94	286	A	Ga. Southern	74 53	305	A	Incarnate Word	97 49	
119	A	Houston	65 61	286	A	Ga. Southern	74 53	305	A	Incarnate Word	97 49					
170	A	Oral Roberts	80 62	305	A	Incarnate Word	97 49									

Non-Div I Games:

UT Arlington

Average RPI Win:	245	WON-LOST	WINNING	LAST 10	STRENGTH OF	OPP. STRENGTH	TEAM	ADJ.	CONF.	ADJ CONF.
Average RPI Loss:	131	RECORD	PCT. RANK	GAMES	SCHEDULE	OF SCHEDULE	RPI	RPI	RPI	RPI
DIV. I ONLY	10- 5	84	7-3	295	170	143	143	22	22	
DIV. I NON-CONF.	6- 3	91	0- 0	245	60	95	95	20	20	
-----										
TOTALS	RPI 1-25	RPI 26-50	W-L RECORDS	RPI 51-100	RPI 101-150	RPI 150+				
10- 5	0- 1	0- 0	OVERALL	0- 1	1- 0	9- 3				
6- 0	0- 0	0- 0	HOME	0- 0	0- 0	6- 0				
4- 5	0- 1	0- 0	AWAY	0- 1	1- 0	3- 3				
0- 0	0- 0	0- 0	NEUTRAL	0- 0	0- 0	0- 0				
6- 3	0- 1	0- 0	NON-CONFERENCE	0- 1	1- 0	5- 1				
4- 0	0- 0	0- 0	HOME	0- 0	0- 0	4- 0				
2- 3	0- 1	0- 0	AWAY	0- 1	1- 0	1- 1				
0- 0	0- 0	0- 0	NEUTRAL	0- 0	0- 0	0- 0				
4- 2	0- 0	0- 0	CONFERENCE	0- 0	0- 0	4- 2				
2- 0	0- 0	0- 0	HOME	0- 0	0- 0	2- 0				
2- 2	0- 0	0- 0	AWAY	0- 0	0- 0	2- 2				
0- 0	0- 0	0- 0	NEUTRAL	0- 0	0- 0	0- 0				

RPI 1-25				RPI 26-50				RPI 51-100				RPI 101+ Team's RPI: 143			
RPI	S	Opponent	Score	RPI	S	Opponent	Score	RPI	S	Opponent	Score	RPI	S	Opponent	Score
5	A	Louisville	62 102					80	A	Northwestern	64 90	126	A	Chattanooga	81 79
												153	A	IUPUI	72 73
												161	A	Morehead St.	75 85
												163	H	Arkansas St.	97 91
												165	H	Southern Ill.	95 94
												220	A	Southeast Mo. St.	80 73
												229	H	Samford	89 68
												254	A	Eastern Ill.	71 77
												284	H	Murray St.	75 67
												295	H	Mississippi Val.	110 51
												315	H	Austin Peay	74 65
												323	A	Eastern Ky.	87 61
												326	A	Lipscomb	62 53
LAST 12 Division I GAMES:															
254	A	Eastern Ill.	71 77	161	A	Morehead St.	75 85								
295	H	Mississippi Val.	110 51	323	A	Eastern Ky.	87 61								
326	A	Lipscomb	62 53	315	H	Austin Peay	74 65								
5	A	Louisville	62 102	284	H	Murray St.	75 67								
126	A	Chattanooga	81 79	220	A	Southeast Mo. St.	80 73								
80	A	Northwestern	64 90	163	H	Arkansas St.	97 91								

Non-Div I Games: Ala.-Huntsville 100 69 Christian Bros. 108 82

UT Martin

U  
T  
E  
P

UTEP				Through Games Of Jan. 23, 2019								
Average RPI	Win:	279	WON-LOST	WINNING	LAST 10	STRENGTH OF	OPP. STRENGTH	TEAM	ADJ.	CONF.	ADJ CONF.	
Average RPI	Loss:	149	RECORD	PCT. RANK	GAMES	SCHEDULE	OF SCHEDULE	RPI	RPI	RPI	RPI	
DIV. I ONLY		4- 14	301	2-8		94	327	267	267	16	16	
DIV. I NON-CONF.		3- 10	278	0- 0		153	326	295	295	18	18	
-----												
TOTALS		RPI 1-25		RPI 26-50		W-L RECORDS		RPI 51-100		RPI 101-150		RPI 150+
4- 14		0- 0		0- 1		OVERALL		0- 2		0- 3		4- 8
2- 7		0- 0		0- 0		HOME		0- 1		0- 1		2- 5
1- 6		0- 0		0- 1		AWAY		0- 1		0- 2		1- 2
1- 1		0- 0		0- 0		NEUTRAL		0- 0		0- 0		1- 1
3- 10		0- 0		0- 1		NON-CONFERENCE		0- 1		0- 2		3- 6
2- 5		0- 0		0- 0		HOME		0- 0		0- 1		2- 4
0- 4		0- 0		0- 1		AWAY		0- 1		0- 1		0- 1
1- 1		0- 0		0- 0		NEUTRAL		0- 0		0- 0		1- 1
1- 4		0- 0		0- 0		CONFERENCE		0- 1		0- 1		1- 2
0- 2		0- 0		0- 0		HOME		0- 1		0- 0		0- 1
1- 2		0- 0		0- 0		AWAY		0- 0		0- 1		1- 1
0- 0		0- 0		0- 0		NEUTRAL		0- 0		0- 0		0- 0

U  
T  
E  
P

RPI 1-25				RPI 26-50				RPI 51-100				RPI 101+ Team's RPI: 267			
RPI	S	Opponent	Score	RPI	S	Opponent	Score	RPI	S	Opponent	Score	RPI	S	Opponent	Score
				43	A	New Mexico	51 69	56	A	Arizona	40 62	103	A	Rice	42 76
								68	H	Middle Tenn.	49 79	130	A	Tulsa	45 66
												144	H	Portland St.	61 89
												154	H	UAB	48 74
												163	H	Arkansas St.	66 67
												172	H	Abilene Christian	69 70
												179	N	Akron	57 64
												181	H	New Mexico St.	65 69
												189	A	North Texas	51 70
												202	H	Nicholls St.	56 58
												241	N	Western Ill.	84 72
												256	A	UTSA	73 60
												270	H	CSU Bakersfield	53 47
												304	A	Weber St.	63 68
												350	H	Alcorn	77 51
LAST 12 Division I GAMES:															
				130	A	Tulsa	45 66	68	H	Middle Tenn.	49 79				
				179	N	Akron	57 64	154	H	UAB	48 74				
				241	N	Western Ill.	84 72	103	A	Rice	42 76				
				56	A	Arizona	40 62	189	A	North Texas	51 70				
				144	H	Portland St.	61 89	256	A	UTSA	73 60				
				43	A	New Mexico	51 69	163	H	Arkansas St.	66 67				

Non-Div I Games:

UTEP

Average RPI Win: **286**  
 Average RPI Loss: **167**

WON-LOST  
RECORD

WINNING  
PCT. RANK

LAST 10  
GAMES

STRENGTH OF  
SCHEDULE

OPP. STRENGTH  
OF SCHEDULE

TEAM  
RPI

ADJ.  
RPI

CONF.  
RPI

ADJ CONF.  
RPI

DIV. I ONLY	7- 9	209	4-6	281	240	252	252	29	29
DIV. I NON-CONF.	4- 7	228	0- 0	161	171	216	216	30	30
<hr/>									
TOTALS	RPI 1-25	RPI 26-50	W-L RECORDS	RPI 51-100	RPI 101-150	RPI 150+			
7- 9	0- 2	0- 1	OVERALL	0- 0	0- 0	7- 6			
4- 4	0- 1	0- 0	HOME	0- 0	0- 0	4- 3			
3- 5	0- 1	0- 1	AWAY	0- 0	0- 0	3- 3			
0- 0	0- 0	0- 0	NEUTRAL	0- 0	0- 0	0- 0			
4- 7	0- 2	0- 1	NON-CONFERENCE	0- 0	0- 0	4- 4			
2- 3	0- 1	0- 0	HOME	0- 0	0- 0	2- 2			
2- 4	0- 1	0- 1	AWAY	0- 0	0- 0	2- 2			
0- 0	0- 0	0- 0	NEUTRAL	0- 0	0- 0	0- 0			
3- 2	0- 0	0- 0	CONFERENCE	0- 0	0- 0	3- 2			
2- 1	0- 0	0- 0	HOME	0- 0	0- 0	2- 1			
1- 1	0- 0	0- 0	AWAY	0- 0	0- 0	1- 1			
0- 0	0- 0	0- 0	NEUTRAL	0- 0	0- 0	0- 0			

RPI 1-25				RPI 26-50				RPI 51-100				RPI 101+ Team's RPI: 252			
RPI	S	Opponent	Score	RPI	S	Opponent	Score	RPI	S	Opponent	Score	RPI	S	Opponent	Score
2	A	Baylor	37 98	31	A	Texas A&M	61 84					183	A	Massachusetts	70 74
20	H	Texas	66 81									212	H	Prairie View	57 50
												222	H	Utah Valley	55 57
												250	H	Texas Southern	55 69
												256	A	UTSA	58 61
												262	H	Louisiana	75 60
												270	A	CSU Bakersfield	63 68
												273	A	A&M-Corpus Christi	70 57
												273	H	A&M-Corpus Christi	49 59
												287	H	California Baptist	60 56
												291	A	Canisius	57 53
												336	H	Seattle U	69 56
												338	A	Grand Canyon	66 50
<hr/>															
LAST 12 Division I GAMES:															
2	A	Baylor	37 98	336	H	Seattle U	69 56								
31	A	Texas A&M	61 84	222	H	Utah Valley	55 57								
20	H	Texas	66 81	338	A	Grand Canyon	66 50								
250	H	Texas Southern	55 69	270	A	CSU Bakersfield	63 68								
273	A	A&M-Corpus Christi	70 57	287	H	California Baptist	60 56								
262	H	Louisiana	75 60	212	H	Prairie View	57 50								

Non-Div I Games: Texas Lutheran 82 38 UNKNOWN 74 43

UTRGV

Loss, Non-Conf, S Site, H Home A Away N Neutral





Average RPI	Win:	174	WON-LOST	WINNING	LAST 10	STRENGTH OF	OPP. STRENGTH	TEAM	ADJ.	CONF.	ADJ CONF.
Average RPI	Loss:	14	RECORD	PCT. RANK	GAMES	SCHEDULE	OF SCHEDULE	RPI	RPI	RPI	RPI
DIV. I ONLY		16- 1	6	9-1	230	37	41	41	2	2	
DIV. I NON-CONF.		11- 0	1	1- 0	321	93	66	66	2	2	
-----											
TOTALS	RPI 1-25		RPI 26-50		W-L RECORDS		RPI 51-100		RPI 101-150		RPI 150+
16- 1	1- 1		0- 0		OVERALL		2- 0		5- 0		8- 0
9- 1	1- 1		0- 0		HOME		1- 0		3- 0		4- 0
5- 0	0- 0		0- 0		AWAY		1- 0		2- 0		2- 0
2- 0	0- 0		0- 0		NEUTRAL		0- 0		0- 0		2- 0
11- 0	1- 0		0- 0		NON-CONFERENCE		0- 0		2- 0		8- 0
7- 0	1- 0		0- 0		HOME		0- 0		2- 0		4- 0
2- 0	0- 0		0- 0		AWAY		0- 0		0- 0		2- 0
2- 0	0- 0		0- 0		NEUTRAL		0- 0		0- 0		2- 0
5- 1	0- 1		0- 0		CONFERENCE		2- 0		3- 0		0- 0
2- 1	0- 1		0- 0		HOME		1- 0		1- 0		0- 0
3- 0	0- 0		0- 0		AWAY		1- 0		2- 0		0- 0
0- 0	0- 0		0- 0		NEUTRAL		0- 0		0- 0		0- 0

RPI	S	Opponent	Score	RPI	S	Opponent	Score	RPI	S	Opponent	Score	RPI	S	Opponent	Score
14	H	Arizona St.	63 65					56	H	Arizona	80 64	111	A	Washington	58 43
19	H	BYU	78 67					92	A	Washington St.	72 68	117	H	Alabama	72 62
												118	H	Idaho St.	74 60
												127	A	Colorado	76 61
												127	H	Colorado	78 59
												174	A	Eastern Wash.	95 51
												217	N	Florida	74 58
												222	H	Utah Valley	85 47
												240	A	Nevada	74 52
												258	H	Long Beach St.	82 59
												268	N	Hawaii	73 48
												304	H	Weber St.	77 56
												336	H	Seattle U	89 62
-----															
Team's RPI: 41															
LAST 12 Division I GAMES:															
14	H	Arizona St.	63 65	268	N	Hawaii	73 48								
127	A	Colorado	76 61	127	H	Colorado	78 59								
217	N	Florida	74 58	111	A	Washington	58 43								
304	H	Weber St.	77 56	92	A	Washington St.	72 68								
19	H	BYU	78 67	56	H	Arizona	80 64								
222	H	Utah Valley	85 47	336	H	Seattle U	89 62								

Non-Div I Games:

Utah

Average RPI Win:	202	WON-LOST	WINNING	LAST 10	STRENGTH OF	OPP. STRENGTH	TEAM	ADJ.	CONF.	ADJ CONF.
Average RPI Loss:	100	RECORD	PCT. RANK	GAMES	SCHEDULE	OF SCHEDULE	RPI	RPI	RPI	RPI
DIV. I ONLY	9- 7	133	8-2	193	50	151	151	13	13	
DIV. I NON-CONF.	4- 6	212	0- 0	113	27	160	160	11	11	
-----										
TOTALS	RPI 1-25	RPI 26-50	W-L RECORDS	RPI 51-100	RPI 101-150	RPI 150+				
9- 7	0- 2	0- 1	OVERALL	2- 0	0- 3	7- 1				
4- 3	0- 2	0- 0	HOME	1- 0	0- 0	3- 1				
5- 2	0- 0	0- 0	AWAY	1- 0	0- 2	4- 0				
0- 2	0- 0	0- 1	NEUTRAL	0- 0	0- 1	0- 0				
4- 6	0- 2	0- 1	NON-CONFERENCE	1- 0	0- 2	3- 1				
1- 3	0- 2	0- 0	HOME	0- 0	0- 0	1- 1				
3- 1	0- 0	0- 0	AWAY	1- 0	0- 1	2- 0				
0- 2	0- 0	0- 1	NEUTRAL	0- 0	0- 1	0- 0				
5- 1	0- 0	0- 0	CONFERENCE	1- 0	0- 1	4- 0				
3- 0	0- 0	0- 0	HOME	1- 0	0- 0	2- 0				
2- 1	0- 0	0- 0	AWAY	0- 0	0- 1	2- 0				
0- 0	0- 0	0- 0	NEUTRAL	0- 0	0- 0	0- 0				

RPI 1-25				RPI 26-50				RPI 51-100				RPI 101+				Team's RPI: 151
RPI	S	Opponent	Score	RPI	S	Opponent	Score	RPI	S	Opponent	Score	RPI	S	Opponent	Score	
3	H	Oregon	58 88	44	N	Southern Cal i forn i a	46 55	81	H	Wyomi ng	50 42	122	A	Fresno St.	59 70	
19	H	BYU	57 62					92	A	Washi ngton St.	72 61	127	N	Col orado	68 78	
												128	A	Portl and	54 61	
												189	A	North Texas	57 41	
												208	A	Col orado St.	72 53	
												214	A	Air Force	48 44	
												222	H	Utah Valley	67 62	
												240	H	Nevada	79 76	
												256	A	UTSA	62 56	
												258	H	Long Beach St.	48 50	
												317	H	San Jose St.	82 49	
LAST 12 Division I GAMES:																
240	H	Nevada	79 76	208	A	Col orado St.	72 53	317	H	San Jose St.	82 49	81	H	Wyomi ng	50 42	
258	H	Long Beach St.	48 50	317	H	San Jose St.	82 49	81	H	Wyomi ng	50 42	122	A	Fresno St.	59 70	
222	H	Utah Valley	67 62	81	H	Wyomi ng	50 42	122	A	Fresno St.	59 70	214	A	Air Force	48 44	
189	A	North Texas	57 41	122	A	Fresno St.	59 70	214	A	Air Force	48 44	127	N	Col orado	68 78	
256	A	UTSA	62 56	214	A	Air Force	48 44	127	N	Col orado	68 78					
128	A	Portl and	54 61	127	N	Col orado	68 78									

Non-Div I Games: Northern N.M. 106 35

Utah St.

Loss, 
Non-Conf, 
S Site, 
H Home
A Away 
N Neutral

Average RPI Win:	283	WON-LOST	WINNING	LAST 10	STRENGTH OF	OPP. STRENGTH	TEAM	ADJ.	CONF.	ADJ CONF.
Average RPI Loss:	133	RECORD	PCT. RANK	GAMES	SCHEDULE	OF SCHEDULE	RPI	RPI	RPI	RPI
DIV. I ONLY	7- 8	195	6-4	255	262	222	222	29	29	
DIV. I NON-CONF.	3- 7	256	0- 0	166	203	268	268	30	30	
-----										
TOTALS	RPI 1-25	RPI 26-50	W-L RECORDS	RPI 51-100	RPI 101-150	RPI 150+				
7- 8	0- 1	0- 1	OVERALL	0- 0	0- 2	7- 4				
5- 2	0- 1	0- 0	HOME	0- 0	0- 1	5- 0				
2- 6	0- 0	0- 1	AWAY	0- 0	0- 1	2- 4				
0- 0	0- 0	0- 0	NEUTRAL	0- 0	0- 0	0- 0				
3- 7	0- 1	0- 1	NON-CONFERENCE	0- 0	0- 2	3- 3				
3- 2	0- 1	0- 0	HOME	0- 0	0- 1	3- 0				
0- 5	0- 0	0- 1	AWAY	0- 0	0- 1	0- 3				
0- 0	0- 0	0- 0	NEUTRAL	0- 0	0- 0	0- 0				
4- 1	0- 0	0- 0	CONFERENCE	0- 0	0- 0	4- 1				
2- 0	0- 0	0- 0	HOME	0- 0	0- 0	2- 0				
2- 1	0- 0	0- 0	AWAY	0- 0	0- 0	2- 1				
0- 0	0- 0	0- 0	NEUTRAL	0- 0	0- 0	0- 0				

RPI 1-25				RPI 26-50				RPI 51-100				RPI 101+				Team's RPI: 222
RPI	S	Opponent	Score	RPI	S	Opponent	Score	RPI	S	Opponent	Score	RPI	S	Opponent	Score	
19	H	BYU	51 77	41	A	Utah	47 85					118	A	Idaho St.	68 80	
												128	H	Portland	60 65	
												151	A	Utah St.	62 67	
												181	A	New Mexico St.	52 58	
												187	H	UC Riverside	56 53	
												210	A	Southern Utah	59 60	
												218	A	Cal St. Fullerton	55 56	
												252	A	UTRGV	57 55	
												270	H	CSU Bakersfield	78 70	
												296	H	UC Santa Barbara	63 54	
												304	H	Weber St.	65 59	
												336	A	Seattle U	58 55	
												338	H	Grand Canyon	57 46	
-----																
LAST 12 Division I GAMES:																
218	A	Cal St. Fullerton	55 56	181	A	New Mexico St.	52 58									
187	H	UC Riverside	56 53	252	A	UTRGV	57 55									
304	H	Weber St.	65 59	336	A	Seattle U	58 55									
151	A	Utah St.	62 67	270	H	CSU Bakersfield	78 70									
118	A	Idaho St.	68 80	338	H	Grand Canyon	57 46									
210	A	Southern Utah	59 60	41	A	Utah	47 85									

Non-Div I Games: Ottawa (AZ) 90 61 La Verne 86 79 Arizona Christian 76 68

Utah Valley

Loss, Non-Conf, S Site, H Home A Away N Neutral

Average RPI Win:	222	WON-LOST	WINNING	LAST 10	STRENGTH OF	OPP. STRENGTH	TEAM	ADJ.	CONF.	ADJ CONF.
Average RPI Loss:	114	RECORD	PCT. RANK	GAMES	SCHEDULE	OF SCHEDULE	RPI	RPI	RPI	RPI
DIV. I ONLY	13- 6	79	7-3	263	150	134	134	17	17	
DIV. I NON-CONF.	8- 5	120	0- 0	213	170	130	130	17	17	
-----										
TOTALS	RPI 1-25	RPI 26-50	W-L RECORDS	RPI 51-100	RPI 101-150	RPI 150+				
13- 6	0- 0	0- 1	OVERALL	1- 2	4- 1	8- 2				
7- 1	0- 0	0- 0	HOME	0- 0	2- 1	5- 0				
5- 4	0- 0	0- 1	AWAY	1- 2	2- 0	2- 1				
1- 1	0- 0	0- 0	NEUTRAL	0- 0	0- 0	1- 1				
8- 5	0- 0	0- 1	NON-CONFERENCE	1- 2	3- 1	4- 1				
4- 1	0- 0	0- 0	HOME	0- 0	2- 1	2- 0				
3- 3	0- 0	0- 1	AWAY	1- 2	1- 0	1- 0				
1- 1	0- 0	0- 0	NEUTRAL	0- 0	0- 0	1- 1				
5- 1	0- 0	0- 0	CONFERENCE	0- 0	1- 0	4- 1				
3- 0	0- 0	0- 0	HOME	0- 0	0- 0	3- 0				
2- 1	0- 0	0- 0	AWAY	0- 0	1- 0	1- 1				
0- 0	0- 0	0- 0	NEUTRAL	0- 0	0- 0	0- 0				

RPI	S	Opponent	Score	RPI	S	Opponent	Score	RPI	S	Opponent	Score	RPI	S	Opponent	Score	Team's RPI: 134
47	A	North Carolina	59	54	A	Old Dominion	60	114	H	Wake Forest	53	40				
				83	A	Georgetown	45	120	H	UNCW	58	47				
				99	A	Cincinnati	66	137	A	Fordham	47	44				
								145	H	Radford	49	54				
								149	A	William & Mary	72	55				
								153	N	IUPUI	61	63				
								164	H	Rhode Island	74	39				
								188	A	George Washington	48	57				
								274	A	N. C. A&T	54	48				
								278	A	Richmond	68	43				
								279	H	La Salle	68	38				
								288	H	Saint Joseph's	59	40				
								304	N	Weber St.	64	36				
								346	H	Longwood	84	55				
								349	H	Delaware St.	97	55				
LAST 12 Division I GAMES:																
288	H	Saint Joseph's	59	40	188	A	George Washington	48	57							
349	H	Delaware St.	97	55	164	H	Rhode Island	74	39							
274	A	N. C. A&T	54	48	137	A	Fordham	47	44							
145	H	Radford	49	54	278	A	Richmond	68	43							
54	A	Old Dominion	57	60	279	H	La Salle	68	38							
99	A	Cincinnati	54	66	83	A	Georgetown	47	45							

Non-Div I Games:

VCU

Average RPI Win:	311	WON-LOST	WINNING	LAST 10	STRENGTH OF	OPP. STRENGTH	TEAM	ADJ.	CONF.	ADJ CONF.
Average RPI Loss:	172	RECORD	PCT. RANK	GAMES	SCHEDULE	OF SCHEDULE	RPI	RPI	RPI	RPI
DIV. I ONLY	5- 12	268	3-7	300	255	309	309	12	12	
DIV. I NON-CONF.	4- 8	241	0- 0	325	321	319	319	14	14	
-----										
TOTALS	RPI 1-25	RPI 26-50	W-L RECORDS	RPI 51-100	RPI 101-150	RPI 150+				
5- 12	0- 1	0- 0	OVERALL	0- 3	0- 0	5- 8				
2- 6	0- 0	0- 0	HOME	0- 2	0- 0	2- 4				
2- 6	0- 1	0- 0	AWAY	0- 1	0- 0	2- 4				
1- 0	0- 0	0- 0	NEUTRAL	0- 0	0- 0	1- 0				
4- 8	0- 0	0- 0	NON-CONFERENCE	0- 2	0- 0	4- 6				
1- 5	0- 0	0- 0	HOME	0- 2	0- 0	1- 3				
2- 3	0- 0	0- 0	AWAY	0- 0	0- 0	2- 3				
1- 0	0- 0	0- 0	NEUTRAL	0- 0	0- 0	1- 0				
1- 4	0- 1	0- 0	CONFERENCE	0- 1	0- 0	1- 2				
1- 1	0- 0	0- 0	HOME	0- 0	0- 0	1- 1				
0- 3	0- 1	0- 0	AWAY	0- 1	0- 0	0- 1				
0- 0	0- 0	0- 0	NEUTRAL	0- 0	0- 0	0- 0				

RPI 1-25				RPI 26-50				RPI 51-100				RPI 101+ Team's RPI: 309			
RPI	S	Opponent	Score	RPI	S	Opponent	Score	RPI	S	Opponent	Score	RPI	S	Opponent	Score
12	A	Drake	53 84					77	A	UNI	52 71	156	H	Indiana St.	82 86
								79	H	Tol edo	59 65	161	A	Morehead St.	62 68
								88	H	Mi ami (OH)	47 68	166	A	Illinois	54 73
												224	H	North Dakota	56 62
												226	A	Loyol a Chi cago	54 80
												234	H	Bowling Green	72 79
												254	H	Eastern Ill.	62 60
												276	N	St. Francis Brooklyn	78 76
												302	H	North Dakota St.	48 51
												335	A	UIC	65 75
												337	A	Purdue Fort Wayne	68 64
												343	A	Chi cago St.	76 70
												344	H	Evansvi lle	93 49
LAST 12 Division I GAMES:															
234	H	Bowling Green	72 79	344	H	Evansvi lle	93 49								
337	A	Purdue Fort Wayne	68 64	156	H	Indiana St.	82 86								
302	H	North Dakota St.	48 51	12	A	Drake	53 84								
88	H	Mi ami (OH)	47 68	77	A	UNI	52 71								
254	H	Eastern Ill.	62 60	226	A	Loyol a Chi cago	54 80								
343	A	Chi cago St.	76 70	79	H	Tol edo	59 65								

Non-Div I Games:

Valparaiso

Average RPI Win:	269	WON-LOST	WINNING	LAST 10	STRENGTH OF	OPP. STRENGTH	TEAM	ADJ.	CONF.	ADJ CONF.
Average RPI Loss:	52	RECORD	PCT. RANK	GAMES	SCHEDULE	OF SCHEDULE	RPI	RPI	RPI	RPI

DIV. I ONLY	5- 13	281	2-8	20	98	169	169	6	6
DIV. I NON-CONF.	5- 8	224	0- 0	53	99	169	169	6	6
TOTALS	RPI 1-25	RPI 26-50	W-L RECORDS	RPI 51-100	RPI 101-150	RPI 150+			
5- 13	0- 4	0- 4	OVERALL	0- 3	0- 1	5- 1			
4- 5	0- 1	0- 2	HOME	0- 0	0- 1	4- 1			
1- 5	0- 2	0- 1	AWAY	0- 2	0- 0	1- 0			
0- 3	0- 1	0- 1	NEUTRAL	0- 1	0- 0	0- 0			
5- 8	0- 3	0- 2	NON-CONFERENCE	0- 2	0- 0	5- 1			
4- 2	0- 1	0- 0	HOME	0- 0	0- 0	4- 1			
1- 3	0- 1	0- 1	AWAY	0- 1	0- 0	1- 0			
0- 3	0- 1	0- 1	NEUTRAL	0- 1	0- 0	0- 0			
0- 5	0- 1	0- 2	CONFERENCE	0- 1	0- 1	0- 0			
0- 3	0- 0	0- 2	HOME	0- 0	0- 1	0- 0			
0- 2	0- 1	0- 0	AWAY	0- 1	0- 0	0- 0			
0- 0	0- 0	0- 0	NEUTRAL	0- 0	0- 0	0- 0			

RPI	S	Opponent	Score	RPI	S	Opponent	Score	RPI	S	Opponent	Score	RPI	S	Opponent	Score	Team's RPI: 169
6	A	NC State	54 74	27	N	Miami (FL)	65 90	51	A	Arkansas	62 83	121	H	Georgia	64 71	
8	N	UConn	42 80	31	H	Texas A&M	43 50	67	N	Creighton	55 75	157	H	North Ala.	71 74	
22	H	Central Mich.	57 66	39	A	Kansas St.	61 72	68	A	Middle Tenn.	58 65	176	A	Ball St.	60 43	
24	A	Kentucky	55 77	49	H	Auburn	70 72					229	H	Samford	77 52	
												301	H	Tennessee St.	89 63	
												315	H	Austin Peay	99 70	
												325	H	Presbyterian	78 43	
LAST 12 Division I GAMES:																
229	H	Samford	77 52	49	H	Auburn	70 72	51	A	Arkansas	62 83					
67	N	Creighton	55 75	31	H	Texas A&M	43 50	121	H	Georgia	64 71					
27	N	Miami (FL)	65 90	67	N	Creighton	55 75	24	A	Kentucky	55 77					
22	H	Central Mich.	57 66	39	A	Kansas St.	61 72	325	H	Presbyterian	78 43					

Non-Div I Games:

Vanderbilt

Average RPI Win:	279	WON-LOST	WINNING	LAST 10	STRENGTH OF	OPP. STRENGTH	TEAM	ADJ.	CONF.	ADJ CONF.
Average RPI Loss:	163	RECORD	PCT. RANK	GAMES	SCHEDULE	OF SCHEDULE	RPI	RPI	RPI	RPI
DIV. I ONLY	7- 11	233	4-6	253	266	269	269	23	23	
DIV. I NON-CONF.	3- 8	267	0- 1	191	307	289	289	23	23	
-----										
TOTALS	RPI 1-25	RPI 26-50	W-L RECORDS	RPI 51-100	RPI 101-150	RPI 150+				
7- 11	0- 0	0- 0	OVERALL	0- 3	0- 3	7- 5				
4- 6	0- 0	0- 0	HOME	0- 1	0- 2	4- 3				
3- 5	0- 0	0- 0	AWAY	0- 2	0- 1	3- 2				
0- 0	0- 0	0- 0	NEUTRAL	0- 0	0- 0	0- 0				
3- 8	0- 0	0- 0	NON-CONFERENCE	0- 1	0- 3	3- 4				
2- 5	0- 0	0- 0	HOME	0- 0	0- 2	2- 3				
1- 3	0- 0	0- 0	AWAY	0- 1	0- 1	1- 1				
0- 0	0- 0	0- 0	NEUTRAL	0- 0	0- 0	0- 0				
4- 3	0- 0	0- 0	CONFERENCE	0- 2	0- 0	4- 1				
2- 1	0- 0	0- 0	HOME	0- 1	0- 0	2- 0				
2- 2	0- 0	0- 0	AWAY	0- 1	0- 0	2- 1				
0- 0	0- 0	0- 0	NEUTRAL	0- 0	0- 0	0- 0				

RPI 1-25				RPI 26-50				RPI 51-100				RPI 101+				Team's RPI: 269	
RPI	S	Opponent	Score	RPI	S	Opponent	Score	RPI	S	Opponent	Score	RPI	S	Opponent	Score		
								65	H	Maine	51 63	109	H	Yale	55 58		
								70	A	Kansas	36 77	123	H	Drexel	44 60		
								97	A	Hartford	32 61	141	A	South Fla.	55 102		
												164	H	Rhode Island	58 61		
												203	H	Rider	54 49		
												215	H	Holy Cross	40 65		
												227	H	Dartmouth	42 66		
												232	A	Binghamton	58 57		
												255	H	Albany (NY)	52 39		
												291	A	Canisius	46 67		
												294	A	UMass Lowell	51 54		
												308	H	New Hampshire	69 60		
												316	H	Wagner	56 54		
												319	A	NJIT	71 63		
												320	A	UMBC	58 44		
LAST 12 Division I GAMES:																	
				65	H	Maine	51 63	123	H	Drexel	44 60						
				255	H	Albany (NY)	52 39	320	A	UMBC	58 44						
				294	A	UMass Lowell	51 54	232	A	Binghamton	58 57						
				70	A	Kansas	36 77	308	H	New Hampshire	69 60						
				291	A	Canisius	46 67	97	A	Hartford	32 61						
				141	A	South Fla.	55 102	109	H	Yale	55 58						

Non-Div I Games: Norwich 78 28

Vermont



Average RPI	Win:	160	WON-LOST	WINNING	LAST 10	STRENGTH OF	OPP. STRENGTH	TEAM	ADJ.	CONF.	ADJ CONF.
Average RPI	Loss:	48	RECORD	PCT. RANK	GAMES	SCHEDULE	OF SCHEDULE	RPI	RPI	RPI	RPI
DIV. I ONLY		11- 7		112	5-5	40	53	53	53	5	5
DIV. I NON-CONF.		9- 2		43	0- 0	91	95	25	25	4	4
-----											
TOTALS	RPI 1-25		RPI 26-50		W-L RECORDS	RPI 51-100		RPI 101-150		RPI 150+	
11- 7	0- 3		0- 1		OVERALL	4- 3		2- 0		5- 0	
6- 3	0- 2		0- 1		HOME	2- 0		1- 0		3- 0	
5- 3	0- 1		0- 0		AWAY	2- 2		1- 0		2- 0	
0- 1	0- 0		0- 0		NEUTRAL	0- 1		0- 0		0- 0	
9- 2	0- 1		0- 0		NON-CONFERENCE	3- 1		2- 0		4- 0	
5- 0	0- 0		0- 0		HOME	2- 0		1- 0		2- 0	
4- 1	0- 1		0- 0		AWAY	1- 0		1- 0		2- 0	
0- 1	0- 0		0- 0		NEUTRAL	0- 1		0- 0		0- 0	
2- 5	0- 2		0- 1		CONFERENCE	1- 2		0- 0		1- 0	
1- 3	0- 2		0- 1		HOME	0- 0		0- 0		1- 0	
1- 2	0- 0		0- 0		AWAY	1- 2		0- 0		0- 0	
0- 0	0- 0		0- 0		NEUTRAL	0- 0		0- 0		0- 0	

RPI 1-25				RPI 26-50				RPI 51-100				Team's RPI : 53				RPI 101+			
RPI	S	Opponent	Score	RPI	S	Opponent	Score	RPI	S	Opponent	Score	RPI	S	Opponent	Score	RPI	S	Opponent	Score
15	H	Marquette	55 91	42	H	DePaul	59 66	67	A	Creighton	54 52	121	H	Georgi a	62 56				
17	A	UCF	56 71					73	N	Virgini a Tech	59 61	133	A	Lehi gh	70 48				
21	H	Butl er	55 63					83	A	Georgetown	63 68	175	H	Xavi er	75 71				
								84	H	Pri nceton	67 46	188	A	George Washi ngton	60 45				
								86	A	Provi dence	61 67	231	H	Templ e	76 68				
								94	A	Penn	58 50	279	H	La Sal l e	81 68				
								97	H	Hartford	59 41	288	A	Saint Joseph' s	47 35				
-----																			
LAST 12 Division I GAMES:																			
67	A	Crei ghton	54 52	83	A	Geor getown	63 68												
175	H	Xavi er	75 71	94	A	Penn	58 50												
21	H	Butl er	55 63	42	H	DePaul	59 66												
121	H	Georgi a	62 56	15	H	Marquette	55 91												
231	H	Templ e	76 68	86	A	Provi dence	61 67												
188	A	George Washi ngton	60 45	288	A	Saint Joseph' s	47 35												

Non-Div I Games:

Villanova

Average RPI Win:	162	WON-LOST	WINNING	LAST 10	STRENGTH OF	OPP. STRENGTH	TEAM	ADJ.	CONF.	ADJ CONF.
Average RPI Loss:	56	RECORD	PCT. RANK	GAMES	SCHEDULE	OF SCHEDULE	RPI	RPI	RPI	RPI
DIV. I ONLY	7- 11	233	4-6	6	58	98	98	1	1	
DIV. I NON-CONF.	6- 7	172	0- 0	38	74	131	131	1	1	
-----										
TOTALS	RPI 1-25	RPI 26-50	W-L RECORDS	RPI 51-100	RPI 101-150	RPI 150+				
7- 11	0- 6	0- 2	OVERALL	2- 0	2- 2	3- 1				
5- 6	0- 4	0- 0	HOME	1- 0	1- 1	3- 1				
1- 4	0- 2	0- 2	AWAY	1- 0	0- 0	0- 0				
1- 1	0- 0	0- 0	NEUTRAL	0- 0	1- 1	0- 0				
6- 7	0- 3	0- 1	NON-CONFERENCE	1- 0	2- 2	3- 1				
4- 4	0- 2	0- 0	HOME	0- 0	1- 1	3- 1				
1- 2	0- 1	0- 1	AWAY	1- 0	0- 0	0- 0				
1- 1	0- 0	0- 0	NEUTRAL	0- 0	1- 1	0- 0				
1- 4	0- 3	0- 1	CONFERENCE	1- 0	0- 0	0- 0				
1- 2	0- 2	0- 0	HOME	1- 0	0- 0	0- 0				
0- 2	0- 1	0- 1	AWAY	0- 0	0- 0	0- 0				
0- 0	0- 0	0- 0	NEUTRAL	0- 0	0- 0	0- 0				

RPI 1-25				RPI 26-50				RPI 51-100				Team's RPI: 98				RPI 101+			
RPI	S	Opponent	Score	RPI	S	Opponent	Score	RPI	S	Opponent	Score	RPI	S	Opponent	Score	RPI	S	Opponent	Score
5	A	Louisville	43 91	28	A	Michigan St.	66 91	54	A	Old Dominion	73 67	115	H	American	57 54				
6	H	NC State	38 66	38	A	Clemson	65 71	73	H	Virginia Tech	62 58	117	N	Alabama	52 64				
7	H	Mississippi St.	44 72									141	N	South Fla.	74 67				
22	H	Central Mich.	61 74									145	H	Radford	44 57				
23	H	Florida St.	61 63									168	H	Charlotte	65 61				
24	A	Kentucky	51 63									198	H	Saint Louis	65 67				
												274	H	N.C. A&T	67 57				
												306	H	Coppin St.	55 41				
LAST 12 Division I GAMES:																			
168	H	Charlotte	65 61	5	A	Louisville	43 91												
141	N	South Fla.	74 67	6	H	NC State	38 66												
117	N	Alabama	52 64	73	H	Virginia Tech	62 58												
145	H	Radford	44 57	38	A	Clemson	65 71												
115	H	American	57 54	23	H	Florida St.	61 63												
306	H	Coppin St.	55 41	28	A	Michigan St.	66 91												

Non-Div I Games:

Virginia



Average RPI Win:	305
Average RPI Loss:	220

DIV. I ONLY	4- 12	291	4-6	271	351	316	316	31	31
DIV. I NON-CONF.	1- 9	326	0- 1	261	343	334	334	31	31
TOTALS	RPI 1-25	RPI 26-50	W-L RECORDS	RPI 51-100	RPI 101-150	RPI 150+			
4- 12	0- 0	0- 0	OVERALL	0- 1	0- 2	4- 9			
2- 4	0- 0	0- 0	HOME	0- 0	0- 1	2- 3			
2- 7	0- 0	0- 0	AWAY	0- 1	0- 1	2- 5			
0- 1	0- 0	0- 0	NEUTRAL	0- 0	0- 0	0- 1			
1- 9	0- 0	0- 0	NON-CONFERENCE	0- 1	0- 2	1- 6			
0- 3	0- 0	0- 0	HOME	0- 0	0- 1	0- 2			
1- 5	0- 0	0- 0	AWAY	0- 1	0- 1	1- 3			
0- 1	0- 0	0- 0	NEUTRAL	0- 0	0- 0	0- 1			
3- 3	0- 0	0- 0	CONFERENCE	0- 0	0- 0	3- 3			
2- 1	0- 0	0- 0	HOME	0- 0	0- 0	2- 1			
1- 2	0- 0	0- 0	AWAY	0- 0	0- 0	1- 2			
0- 0	0- 0	0- 0	NEUTRAL	0- 0	0- 0	0- 0			

RPI 1-25				RPI 26-50				RPI 51-100				RPI 101+ Team's RPI: 316					
RPI	S	Opponent	Score	RPI	S	Opponent	Score	RPI	S	Opponent	Score	RPI	S	Opponent	Score		
								75	A	Seton Hall I	40	95	109	H	Yale	41	74
												137	A	Fordham	59	80	
												167	A	Stony Brook	45	70	
												211	A	Sacred Heart	64	72	
												211	H	Sacred Heart	68	80	
												235	H	Mt. St. Mary's	92	76	
												263	N	Siena	71	74	
												269	A	Vermont	54	56	
												276	A	St. Francis Brooklyn	61	76	
												285	H	Army West Point	46	61	
												292	A	Central Conn. St.	75	63	
												303	A	Saint Peter's	57	69	
												328	H	Lafayette	43	66	
												346	A	Longwood	86	60	
												347	H	Fairleigh Dickinson	71	59	
LAST 12 Division I GAMES:																	
				292	A	Central Conn. St.	75	63	263	N	Siena	71	74				
				276	A	St. Francis Brooklyn	61	76	211	A	Sacred Heart	64	72				
				167	A	Stony Brook	45	70	235	H	Mt. St. Mary's	92	76				
				285	H	Army West Point	46	61	347	H	Fairleigh Dickinson	71	59				
				303	A	Saint Peter's	57	69	211	H	Sacred Heart	68	80				
				109	H	Yale	41	74	269	A	Vermont	54	56				

Wagner

Average RPI Win:	186	WON-LOST	WINNING	LAST 10	STRENGTH OF	OPP. STRENGTH	TEAM	ADJ.	CONF.	ADJ CONF.
Average RPI Loss:	80	RECORD	PCT. RANK	GAMES	SCHEDULE	OF SCHEDULE	RPI	RPI	RPI	RPI
DIV. I ONLY	9- 9	165	5-5	23	136	114	114	1	1	
DIV. I NON-CONF.	9- 4	85	0- 0	77	306	84	84	1	1	
-----										
TOTALS	RPI 1-25	RPI 26-50	W-L RECORDS	RPI 51-100	RPI 101-150	RPI 150+				
9- 9	0- 2	0- 3	OVERALL	1- 1	2- 1	6- 2				
7- 5	0- 1	0- 2	HOME	1- 1	2- 0	4- 1				
1- 4	0- 1	0- 1	AWAY	0- 0	0- 1	1- 1				
1- 0	0- 0	0- 0	NEUTRAL	0- 0	0- 0	1- 0				
9- 4	0- 0	0- 1	NON-CONFERENCE	1- 0	2- 1	6- 2				
7- 2	0- 0	0- 1	HOME	1- 0	2- 0	4- 1				
1- 2	0- 0	0- 0	AWAY	0- 0	0- 1	1- 1				
1- 0	0- 0	0- 0	NEUTRAL	0- 0	0- 0	1- 0				
0- 5	0- 2	0- 2	CONFERENCE	0- 1	0- 0	0- 0				
0- 3	0- 1	0- 1	HOME	0- 1	0- 0	0- 0				
0- 2	0- 1	0- 1	AWAY	0- 0	0- 0	0- 0				
0- 0	0- 0	0- 0	NEUTRAL	0- 0	0- 0	0- 0				

RPI 1-25				RPI 26-50				RPI 51-100				RPI 101+ Team's RPI: 114			
RPI	S	Opponent	Score	RPI	S	Opponent	Score	RPI	S	Opponent	Score	RPI	S	Opponent	Score
1	A	Notre Dame	48 78	27	H	Miami (FL)	57 72	55	H	James Madison	50 49	102	H	Towson	60 53
5	H	Louisville	49 73	29	H	Indiana	73 87	78	H	Boston College	64 65	107	H	St. John's (NY)	64 59
				47	A	North Carolina	61 84					134	A	VCU	40 53
												168	A	Charlotte	69 43
												175	H	Xavier	50 62
												177	H	Mercer	69 54
												219	H	UMES	78 67
												221	A	East Carolina	61 70
												259	H	Norfolk St.	63 61
												278	H	Richmond	62 48
												310	N	South Carolina St.	58 44
LAST 12 Division I GAMES:															
259	H	Norfolk St.	63 61	5	H	Louisville	49 73								
310	N	South Carolina St.	58 44	47	A	North Carolina	61 84								
55	H	James Madison	50 49	1	A	Notre Dame	48 78								
219	H	UMES	78 67	78	H	Boston College	64 65								
168	A	Charlotte	69 43	27	H	Miami (FL)	57 72								
107	H	St. John's (NY)	64 59	29	H	Indiana	73 87								

Non-Div I Games:

Wake Forest

Average RPI Win:	180	WON-LOST	WINNING	LAST 10	STRENGTH OF	OPP. STRENGTH	TEAM	ADJ.	CONF.	ADJ CONF.
Average RPI Loss:	51	RECORD	PCT. RANK	GAMES	SCHEDULE	OF SCHEDULE	RPI	RPI	RPI	RPI
DIV. I ONLY	8- 11	219	2-8	15	63	111	111	2	2	
DIV. I NON-CONF.	7- 5	132	0- 1	73	133	109	109	2	2	
-----										
TOTALS	RPI 1-25	RPI 26-50	W-L RECORDS	RPI 51-100	RPI 101-150	RPI 150+				
8- 11	0- 3	1- 3	OVERALL	0- 4	3- 1	4- 0				
6- 4	0- 1	0- 1	HOME	0- 2	3- 0	3- 0				
1- 5	0- 2	0- 2	AWAY	0- 1	0- 0	1- 0				
1- 2	0- 0	1- 0	NEUTRAL	0- 1	0- 1	0- 0				
7- 5	0- 1	1- 0	NON-CONFERENCE	0- 3	2- 1	4- 0				
5- 2	0- 1	0- 0	HOME	0- 1	2- 0	3- 0				
1- 1	0- 0	0- 0	AWAY	0- 1	0- 0	1- 0				
1- 2	0- 0	1- 0	NEUTRAL	0- 1	0- 1	0- 0				
1- 6	0- 2	0- 3	CONFERENCE	0- 1	1- 0	0- 0				
1- 2	0- 0	0- 1	HOME	0- 1	1- 0	0- 0				
0- 4	0- 2	0- 2	AWAY	0- 0	0- 0	0- 0				
0- 0	0- 0	0- 0	NEUTRAL	0- 0	0- 0	0- 0				

RPI 1-25				RPI 26-50				RPI 51-100				RPI 101+ Team's RPI: 111			
RPI	S	Opponent	Score	RPI	S	Opponent	Score	RPI	S	Opponent	Score	RPI	S	Opponent	Score
3	A	Oregon	71 84	30	A	Cal i forn i a	70 79	59	N	Mi chi gan	73 80	101	H	Oh i o St.	69 59
4	A	Stanford	54 91	40	A	Oregon St.	67 78	62	H	Bo i se St.	69 73	127	H	Col orado	68 58
7	H	Mi ssi ssi ppi St.	56 103	41	H	Utah	43 58	87	A	Tul ane	51 63	137	N	Fordham	57 65
				50	N	Duke	71 64	92	H	Washi ngton St.	76 79	146	H	Montana	69 54
												146	H	George Mason	81 52
												199	H	Cal St. Fullerton	83 74
												218	H	Northern Ariz.	81 59
												260	H	Seattle U	69 58
												336	A		
LAST 12 Di vi si on I GAMES:															
41	H	Utah	43 58	62	H	Bo i se St.	69 73								
127	H	Col orado	68 58	59	N	Mi chi gan	73 80								
40	A	Oregon St.	67 78	137	N	Fordham	57 65								
3	A	Oregon	71 84	30	A	Cal i forn i a	70 79								
92	H	Washi ngton St.	76 79	4	A	Stanford	54 91								
7	H	Mi ssi ssi ppi St.	56 103	146	H	Montana	69 54								

Non-Di v I Games:

Washi ngton



Average RPI Win:	228	WON-LOST	WINNING	LAST 10	STRENGTH OF	OPP. STRENGTH	TEAM	ADJ.	CONF.	ADJ CONF.
Average RPI Loss:	166	RECORD	PCT. RANK	GAMES	SCHEDULE	OF SCHEDULE	RPI	RPI	RPI	RPI
DIV. I ONLY	3- 13	313	1-9	256	178	304	304	15	15	
DIV. I NON-CONF.	2- 7	288	0- 0	270	184	305	305	12	12	
-----										
TOTALS	RPI 1-25	RPI 26-50	W-L RECORDS	RPI 51-100	RPI 101-150	RPI 150+				
3- 13	0- 0	0- 1	OVERALL	0- 0	1- 5	2- 7				
1- 6	0- 0	0- 0	HOME	0- 0	0- 4	1- 2				
2- 6	0- 0	0- 1	AWAY	0- 0	1- 0	1- 5				
0- 1	0- 0	0- 0	NEUTRAL	0- 0	0- 1	0- 0				
2- 7	0- 0	0- 1	NON-CONFERENCE	0- 0	0- 2	2- 4				
1- 2	0- 0	0- 0	HOME	0- 0	0- 1	1- 1				
1- 4	0- 0	0- 1	AWAY	0- 0	0- 0	1- 3				
0- 1	0- 0	0- 0	NEUTRAL	0- 0	0- 1	0- 0				
1- 6	0- 0	0- 0	CONFERENCE	0- 0	1- 3	0- 3				
0- 4	0- 0	0- 0	HOME	0- 0	0- 3	0- 1				
1- 2	0- 0	0- 0	AWAY	0- 0	1- 0	0- 2				
0- 0	0- 0	0- 0	NEUTRAL	0- 0	0- 0	0- 0				

RPI 1-25				RPI 26-50				RPI 51-100				RPI 101+ Team's RPI: 304			
RPI	S	Opponent	Score	RPI	S	Opponent	Score	RPI	S	Opponent	Score	RPI	S	Opponent	Score
				41	A	Utah	56 77					112	A	Northern Colo.	55 54
												118	H	Idaho St.	57 70
												128	H	Portland	73 89
												129	H	Idaho	74 79
												134	N	VCU	36 64
												144	H	Portland St.	59 77
												159	A	Pepperdine	47 68
												174	H	Eastern Wash.	58 64
												187	H	UC Riverside	39 71
												210	A	Southern Utah	79 84
												222	A	Utah Valley	59 65
												256	A	UTSA	59 66
												260	A	Northern Ariz.	64 74
												267	H	UTEP	68 63
												305	A	Incarnate Word	72 64
LAST 12 Division I GAMES:															
129	H	Idaho	74 79	112	A	Northern Colo.	55 54								
174	H	Eastern Wash.	58 64	144	H	Portland St.	59 77								
187	H	UC Riverside	39 71	118	H	Idaho St.	57 70								
222	A	Utah Valley	59 65	210	A	Southern Utah	79 84								
41	A	Utah	56 77	260	A	Northern Ariz.	64 74								
159	A	Pepperdine	47 68	267	H	UTEP	68 63								

Non-Div I Games: La Verne 105 43

Weber St.



Average RPI Win:	207	WON-LOST	WINNING	LAST 10	STRENGTH OF	OPP. STRENGTH	TEAM	ADJ.	CONF.	ADJ CONF.
Average RPI Loss:	26	RECORD	PCT. RANK	GAMES	SCHEDULE	OF SCHEDULE	RPI	RPI	RPI	RPI
DIV. I ONLY	13- 5	55	7-3	166	35	93	93	3	3	
DIV. I NON-CONF.	9- 2	43	1- 0	332	103	179	179	3	3	
-----										
TOTALS	RPI 1-25	RPI 26-50	W-L RECORDS	RPI 51-100	RPI 101-150	RPI 150+				
13- 5	1- 3	0- 1	OVERALL	2- 1	2- 0	8- 0				
10- 2	1- 1	0- 1	HOME	1- 0	1- 0	7- 0				
2- 2	0- 1	0- 0	AWAY	1- 1	1- 0	0- 0				
1- 1	0- 1	0- 0	NEUTRAL	0- 0	0- 0	1- 0				
9- 2	0- 1	0- 1	NON-CONFERENCE	1- 0	1- 0	7- 0				
7- 1	0- 0	0- 1	HOME	0- 0	1- 0	6- 0				
1- 0	0- 0	0- 0	AWAY	1- 0	0- 0	0- 0				
1- 1	0- 1	0- 0	NEUTRAL	0- 0	0- 0	1- 0				
4- 3	1- 2	0- 0	CONFERENCE	1- 1	1- 0	1- 0				
3- 1	1- 1	0- 0	HOME	1- 0	0- 0	1- 0				
1- 2	0- 1	0- 0	AWAY	0- 1	1- 0	0- 0				
0- 0	0- 0	0- 0	NEUTRAL	0- 0	0- 0	0- 0				

RPI 1-25				RPI 26-50				RPI 51-100 Team's RPI: 93				RPI 101+			
RPI	S	Opponent	Score	RPI	S	Opponent	Score	RPI	S	Opponent	Score	RPI	S	Opponent	Score
2	A	Baylor	47 79	36	H	Missouri	51 68	63	A	TCU	48 62	102	H	Towson	90 43
10	N	Iowa	81 84					71	H	Oklahoma St.	67 58	139	A	Oklahoma	66 55
13	H	Iowa St.	73 64					89	A	Pittsburgh	77 43	158	H	Texas Tech	68 65
20	H	Texas	58 70									248	H	Niagara	84 32
												280	H	Bryant	94 48
												306	H	Coppin St.	78 37
												318	H	Morgan St.	72 37
												319	H	NJIT	95 50
												323	H	Eastern Ky.	78 29
												323	N	Eastern Ky.	81 39
-----															
LAST 12 Division I GAMES:															
71	H	Oklahoma St.	67 58	323	N	Eastern Ky.	81 39	158	H	Texas Tech	68 65	2	A	Baylor	47 79
20	H	Texas	58 70					13	H	Iowa St.	73 64	139	A	Oklahoma	66 55
63	A	TCU	48 62					323	H	Eastern Ky.	78 29				
248	H	Niagara	84 32												
102	H	Towson	90 43												
318	H	Morgan St.	72 37												

Non-Div I Games:

West Virginia

Average RPI Win:	308	WON-LOST	WINNING	LAST 10	STRENGTH OF	OPP. STRENGTH	TEAM	ADJ.	CONF.	ADJ CONF.
Average RPI Loss:	203	RECORD	PCT. RANK	GAMES	SCHEDULE	OF SCHEDULE	RPI	RPI	RPI	RPI
DIV. I ONLY	2- 15	335	3-7	190	347	327	327	24	24	
DIV. I NON-CONF.	2- 11	316	0- 0	159	346	307	307	25	25	
-----										
TOTALS	RPI 1-25	RPI 26-50	W-L RECORDS	RPI 51-100	RPI 101-150	RPI 150+				
2- 15	0- 1	0- 1	OVERALL	0- 0	0- 1	2- 12				
1- 6	0- 0	0- 0	HOME	0- 0	0- 0	1- 6				
1- 8	0- 1	0- 1	AWAY	0- 0	0- 1	1- 5				
0- 1	0- 0	0- 0	NEUTRAL	0- 0	0- 0	0- 1				
2- 11	0- 1	0- 1	NON-CONFERENCE	0- 0	0- 1	2- 8				
1- 4	0- 0	0- 0	HOME	0- 0	0- 0	1- 4				
1- 6	0- 1	0- 1	AWAY	0- 0	0- 1	1- 3				
0- 1	0- 0	0- 0	NEUTRAL	0- 0	0- 0	0- 1				
0- 4	0- 0	0- 0	CONFERENCE	0- 0	0- 0	0- 4				
0- 2	0- 0	0- 0	HOME	0- 0	0- 0	0- 2				
0- 2	0- 0	0- 0	AWAY	0- 0	0- 0	0- 2				
0- 0	0- 0	0- 0	NEUTRAL	0- 0	0- 0	0- 0				

RPI 1-25				RPI 26-50				RPI 51-100				RPI 101+ Team's RPI: 327			
RPI	S	Opponent	Score	RPI	S	Opponent	Score	RPI	S	Opponent	Score	RPI	S	Opponent	Score
24	A	Kentucky	39 99	37	A	Georgi a Tech	49 84					104	A	Tennessee Tech	58 77
												157	N	North Ala.	66 89
												177	H	Mercer	67 69
												200	A	UNC Asheville	49 74
												204	A	Coastal Caro.	59 77
												229	H	Samford	42 75
												237	H	Campbel l	37 63
												249	A	Furman	55 65
												251	H	Gardner-Webb	52 62
												272	A	Wofford	65 91
												274	H	N. C. A&T	51 69
												275	A	Winthrop	65 57
												310	H	South Carolina St.	39 54
												319	A	NJIT	71 79
												341	H	USC Upstate	68 64
-----															
LAST 12 Division I GAMES:															
310	H	South Carolina St.	39 54	229	H	Samford	42 75								
275	A	Winthrop	65 57	177	H	Mercer	67 69								
24	A	Kentucky	39 99	249	A	Furman	55 65								
341	H	USC Upstate	68 64	272	A	Wofford	65 91								
274	H	N. C. A&T	51 69	251	H	Gardner-Webb	52 62								
157	N	North Ala.	66 89	319	A	NJIT	71 79								

Non-Div I Games: North Greenville 71 44 Young Harris 63 54

Western Caro.

Loss, Non-Conf, S Site, H Home A Away N Neutral

Average RPI Win:	263	WON-LOST	WINNING	LAST 10	STRENGTH OF	OPP. STRENGTH	TEAM	ADJ.	CONF.	ADJ CONF.
Average RPI Loss:	136	RECORD	PCT. RANK	GAMES	SCHEDULE	OF SCHEDULE	RPI	RPI	RPI	RPI
DIV. I ONLY	6- 12	257	5-5	170	192	241	241	18	18	
DIV. I NON-CONF.	2- 9	297	0- 0	82	168	247	247	16	16	
<hr/>										
TOTALS	RPI 1-25	RPI 26-50	W-L RECORDS	RPI 51-100	RPI 101-150	RPI 150+				
6- 12	0- 2	0- 3	OVERALL	0- 0	0- 1	6- 6				
4- 3	0- 1	0- 2	HOME	0- 0	0- 0	4- 0				
1- 6	0- 1	0- 1	AWAY	0- 0	0- 0	1- 4				
1- 3	0- 0	0- 0	NEUTRAL	0- 0	0- 1	1- 2				
2- 9	0- 2	0- 2	NON-CONFERENCE	0- 0	0- 1	2- 4				
1- 2	0- 1	0- 1	HOME	0- 0	0- 0	1- 0				
0- 4	0- 1	0- 1	AWAY	0- 0	0- 0	0- 2				
1- 3	0- 0	0- 0	NEUTRAL	0- 0	0- 1	1- 2				
4- 3	0- 0	0- 1	CONFERENCE	0- 0	0- 0	4- 2				
3- 1	0- 0	0- 1	HOME	0- 0	0- 0	3- 0				
1- 2	0- 0	0- 0	AWAY	0- 0	0- 0	1- 2				
0- 0	0- 0	0- 0	NEUTRAL	0- 0	0- 0	0- 0				

RPI 1-25				RPI 26-50				RPI 51-100				RPI 101+ Team's RPI: 241			
RPI	S	Opponent	Score	RPI	S	Opponent	Score	RPI	S	Opponent	Score	RPI	S	Opponent	Score
12	H	Drake	71 98	32	H	South Dakota St.	84 93					113	N	Northern Ill.	61 86
21	A	Butler	51 92	35	A	Purdue	60 81					152	H	Denver	87 78
				36	H	Missouri	64 89					170	A	Oral Roberts	64 68
												171	A	Bradley	68 82
												220	A	Southeast Mo. St.	71 81
												224	A	North Dakota	92 80
												249	N	Furman	85 78
												254	N	Eastern Ill.	62 64
												267	N	UTEP	72 84
												298	H	Omaha	78 70
												302	A	North Dakota St.	60 68
												315	H	Austin Peay	77 72
												337	H	Purdue Fort Wayne	73 59
<hr/>															
LAST 12 Division I GAMES:															
				152	H	Denver	87 78	337	H	Purdue Fort Wayne	73 59				
				32	H	South Dakota St.	84 93	298	H	Omaha	78 70				
				249	N	Furman	85 78	224	A	North Dakota	92 80				
				267	N	UTEP	72 84	302	A	North Dakota St.	60 68				
				113	N	Northern Ill.	61 86	170	A	Oral Roberts	64 68				
				254	N	Eastern Ill.	62 64	171	A	Bradley	68 82				

Non-Div I Games: MacMurray 136 39 William Woods 81 73

Western III.

Average RPI Win:	208	WON-LOST	WINNING	LAST 10	STRENGTH OF	OPP. STRENGTH	TEAM	ADJ.	CONF.	ADJ CONF.
Average RPI Loss:	51	RECORD	PCT. RANK	GAMES	SCHEDULE	OF SCHEDULE	RPI	RPI	RPI	RPI
DIV. I ONLY	9- 8	150	8-2	76	16	105	105	16	16	
DIV. I NON-CONF.	4- 8	241	0- 1	37	3	134	134	18	18	
-----										
TOTALS	RPI 1-25	RPI 26-50	W-L RECORDS	RPI 51-100	RPI 101-150	RPI 150+				
9- 8	0- 5	0- 1	OVERALL	2- 0	0- 1	7- 1				
5- 3	0- 2	0- 0	HOME	1- 0	0- 0	4- 1				
3- 3	0- 2	0- 0	AWAY	1- 0	0- 1	2- 0				
1- 2	0- 1	0- 1	NEUTRAL	0- 0	0- 0	1- 0				
4- 8	0- 5	0- 1	NON-CONFERENCE	1- 0	0- 1	3- 1				
2- 3	0- 2	0- 0	HOME	0- 0	0- 0	2- 1				
1- 3	0- 2	0- 0	AWAY	1- 0	0- 1	0- 0				
1- 2	0- 1	0- 1	NEUTRAL	0- 0	0- 0	1- 0				
5- 0	0- 0	0- 0	CONFERENCE	1- 0	0- 0	4- 0				
3- 0	0- 0	0- 0	HOME	1- 0	0- 0	2- 0				
2- 0	0- 0	0- 0	AWAY	0- 0	0- 0	2- 0				
0- 0	0- 0	0- 0	NEUTRAL	0- 0	0- 0	0- 0				

RPI 1-25				RPI 26-50				RPI 51-100				RPI 101+				Team's RPI: 105
RPI	S	Opponent	Score	RPI	S	Opponent	Score	RPI	S	Opponent	Score	RPI	S	Opponent	Score	
1	A	Notre Dame	53 94	40	N	Oregon St.	60 74	54	H	Old Domini on	75 60	139	A	Oklahoma	83 90	
5	H	Louisville	80 102					95	A	Little Rock	68 56	165	H	Southern Ill.	83 76	
10	H	Iowa	67 104									168	H	Charlotte	76 58	
11	N	Gonzaga	55 76									176	H	Ball St.	83 86	
22	A	Central Mich.	90 108									236	N	ETSU	82 68	
-----																
LAST 12 Division I GAMES:																
54	H	Old Domini on	75 60	11	N	Gonzaga	55 76	236	N	ETSU	82 68					
168	H	Charlotte	76 58	283	A	Fla. Atlantic	81 50									
1	A	Notre Dame	53 94	313	A	FIU	94 82									
176	H	Ball St.	83 86	242	H	Marshall	85 55									
95	A	Little Rock	68 56	40	N	Oregon St.	60 74									
318	H	Morgan St.	90 43													

Non-Div I Games: Union (TN) 77 65 Bel larmi ne 95 57

Western Ky.

Loss, Non-Conf, S Site, H Home A Away N Neutral

Average RPI Win:	309	WON-LOST	WINNING	LAST 10	STRENGTH OF	OPP. STRENGTH	TEAM	ADJ.	CONF.	ADJ CONF.
Average RPI Loss:	151	RECORD	PCT. RANK	GAMES	SCHEDULE	OF SCHEDULE	RPI	RPI	RPI	RPI
DIV. I ONLY	6- 9	229	5-5	322	237	290	290	8	8	
DIV. I NON-CONF.	5- 5	162	0- 0	348	266	330	330	8	8	
-----										
TOTALS	RPI 1-25	RPI 26-50	W-L RECORDS	RPI 51-100	RPI 101-150	RPI 150+				
6- 9	0- 0	0- 1	OVERALL	0- 2	0- 0	6- 6				
2- 6	0- 0	0- 1	HOME	0- 2	0- 0	2- 3				
3- 2	0- 0	0- 0	AWAY	0- 0	0- 0	3- 2				
1- 1	0- 0	0- 0	NEUTRAL	0- 0	0- 0	1- 1				
5- 5	0- 0	0- 0	NON-CONFERENCE	0- 1	0- 0	5- 4				
2- 3	0- 0	0- 0	HOME	0- 1	0- 0	2- 2				
2- 1	0- 0	0- 0	AWAY	0- 0	0- 0	2- 1				
1- 1	0- 0	0- 0	NEUTRAL	0- 0	0- 0	1- 1				
1- 4	0- 0	0- 1	CONFERENCE	0- 1	0- 0	1- 2				
0- 3	0- 0	0- 1	HOME	0- 1	0- 0	0- 1				
1- 1	0- 0	0- 0	AWAY	0- 0	0- 0	1- 1				
0- 0	0- 0	0- 0	NEUTRAL	0- 0	0- 0	0- 0				

RPI	S	Opponent	Score	RPI	S	Opponent	Score	RPI	S	Opponent	Score	RPI	S	Opponent	Score
33	H	Buffal o	59 61	59	H	Michigan	42 79	79	H	Tol edo	57 80	179	H	Akron	59 72
												181	H	New Mexico St.	54 66
												185	A	Eastern Mi ch.	61 64
												193	A	Ole Miss	66 69
												224	N	North Dakota	50 62
												226	H	Loyol a Chi cago	53 64
												234	A	Bowl ing Green	84 82
												283	A	Fla. Atlantic	69 59
												323	H	Eastern Ky.	64 53
												329	A	Detroit Mercy	54 44
												337	H	Purdue Fort Wayne	69 61
												345	N	Flori da A&M	69 50
LAST 12 Division I GAMES:															
345	N	Florida A&M	69 50	33	H	Buffal o	59 61	185	A	Eastern Mi ch.	61 64	179	H	Akron	59 72
224	N	North Dakota	50 62	79	H	Tol edo	57 80	234	A	Bowl ing Green	84 82	323	H	Eastern Ky.	64 53
283	A	Fla. Atlantic	69 59	193	A	Ole Miss	66 69								
329	A	Detroit Mercy	54 44												
226	H	Loyol a Chi cago	53 64												
323	H	Eastern Ky.	64 53												

Non-Div I Games: Saginaw Valley 75 51

Western Mich.

Average RPI Win:	232	WON-LOST	WINNING	LAST 10	STRENGTH OF	OPP. STRENGTH	TEAM	ADJ.	CONF.	ADJ CONF.
Average RPI Loss:	122	RECORD	PCT. RANK	GAMES	SCHEDULE	OF SCHEDULE	RPI	RPI	RPI	RPI
DIV. I ONLY	7- 11	233	2-8	206	152	271	271	9	9	
DIV. I NON-CONF.	7- 6	153	0- 1	187	173	227	227	9	9	
-----										
TOTALS	RPI 1-25	RPI 26-50	W-L RECORDS	RPI 51-100	RPI 101-150	RPI 150+				
7- 11	0- 0	0- 1	OVERALL	1- 4	1- 3	5- 3				
7- 5	0- 0	0- 0	HOME	1- 2	1- 2	5- 1				
0- 3	0- 0	0- 0	AWAY	0- 0	0- 1	0- 2				
0- 3	0- 0	0- 1	NEUTRAL	0- 2	0- 0	0- 0				
7- 6	0- 0	0- 1	NON-CONFERENCE	1- 4	1- 1	5- 0				
7- 3	0- 0	0- 0	HOME	1- 2	1- 1	5- 0				
0- 0	0- 0	0- 0	AWAY	0- 0	0- 0	0- 0				
0- 3	0- 0	0- 1	NEUTRAL	0- 2	0- 0	0- 0				
0- 5	0- 0	0- 0	CONFERENCE	0- 0	0- 2	0- 3				
0- 2	0- 0	0- 0	HOME	0- 0	0- 1	0- 1				
0- 3	0- 0	0- 0	AWAY	0- 0	0- 1	0- 2				
0- 0	0- 0	0- 0	NEUTRAL	0- 0	0- 0	0- 0				

RPI 1-25				RPI 26-50				RPI 51-100				RPI 101+ Team's RPI: 271			
RPI	S	Opponent	Score	RPI	S	Opponent	Score	RPI	S	Opponent	Score	RPI	S	Opponent	Score
				26	N	South Dakota	64 <b>73</b>	67	H	Creighton	71 <b>83</b>	104	H	Tennessee Tech	45 <b>55</b>
								71	H	Oklahoma St.	47 <b>60</b>	119	H	Houston	58 <b>66</b>
								80	N	Northwestern	43 <b>65</b>	130	A	Tulsa	49 <b>63</b>
								90	H	Missouri St.	63 60	132	H	Louisiana Tech	70 56
								92	N	Washington St.	59 <b>85</b>	160	H	Grambling	70 61
												205	A	SMU	50 <b>78</b>
												221	A	East Carolina	56 <b>78</b>
												225	H	Memphis	50 <b>71</b>
												230	H	Sam Houston St.	63 55
												332	H	Houston Baptist	68 50
												339	H	Savannah St.	66 50
												342	H	Ark.-Pine Bluff	76 39
LAST 12 Division I GAMES:															
130	A	Tulsa	49 <b>63</b>	92	N	Washington St.	59 <b>85</b>	119	H	Houston	58 <b>66</b>	205	A	SMU	50 <b>78</b>
339	H	Savannah St.	66 50	221	A	East Carolina	56 <b>78</b>	225	H	Memphis	50 <b>71</b>	230	H	Sam Houston St.	63 55
80	N	Northwestern	43 <b>65</b>	71	H	Creighton	71 <b>83</b>	71	H	Oklahoma St.	47 <b>60</b>	332	H	Houston Baptist	68 50
160	H	Grambling	70 61	104	H	Tennessee Tech	45 <b>55</b>					339	H	Savannah St.	66 50

Non-Div I Games:

Wichita St.

DIV. I ONLY	10- 6	105	7-3	215	229	149	149	10	10
DIV. I NON-CONF.	7- 4	109	0- 0	232	252	142	142	13	13
TOTALS	RPI 1-25	RPI 26-50	W-L RECORDS	RPI 51-100	RPI 101-150	RPI 150+			
10- 6	0- 0	0- 0	OVERALL	0- 3	1- 2	9- 1			
6- 2	0- 0	0- 0	HOME	0- 0	1- 1	5- 1			
4- 4	0- 0	0- 0	AWAY	0- 3	0- 1	4- 0			
0- 0	0- 0	0- 0	NEUTRAL	0- 0	0- 0	0- 0			
7- 4	0- 0	0- 0	NON-CONFERENCE	0- 2	0- 2	7- 0			
4- 1	0- 0	0- 0	HOME	0- 0	0- 1	4- 0			
3- 3	0- 0	0- 0	AWAY	0- 2	0- 1	3- 0			
0- 0	0- 0	0- 0	NEUTRAL	0- 0	0- 0	0- 0			
3- 2	0- 0	0- 0	CONFERENCE	0- 1	1- 0	2- 1			
2- 1	0- 0	0- 0	HOME	0- 0	1- 0	1- 1			
1- 1	0- 0	0- 0	AWAY	0- 1	0- 0	1- 0			
0- 0	0- 0	0- 0	NEUTRAL	0- 0	0- 0	0- 0			

RPI 1-25				RPI 26-50				RPI 51-100				RPI 101+				Team's RPI: 149	
RPI	S	Opponent	Score	RPI	S	Opponent	Score	RPI	S	Opponent	Score	RPI	S	Opponent	Score		
								54	A	Old Dominion	69	83	120	H	UNCW	70	64
								57	A	Northeastern	74	88	134	H	VCU	55	72
								97	A	Hartford	45	50	142	A	Davison	65	76
													188	H	George Washington	73	59
													190	H	Elon	65	60
													221	H	East Carolina	63	43
													223	H	Howard	88	75
													259	A	Norfolk St.	55	44
													261	A	Hofstra	60	55
													278	H	Richmond	65	55
													293	H	Col. of Charleston	54	66
													300	A	Loyola Maryland	65	49
													314	A	Fairfield	60	54
LAST 12 Division I GAMES:																	
				188	H	George Washington	73	59	190	H	Elon	65	60				
				259	A	Norfolk St.	55	44	293	H	Col. of Charleston	54	66				
				54	A	Old Dominion	69	83	120	H	UNCW	70	64				
				278	H	Richmond	65	55	57	A	Northeastern	74	88				
				314	A	Fairfield	60	54	261	A	Hofstra	60	55				
				97	A	Hartford	45	50	221	H	East Carolina	63	43				

### Non-Div I Games:

William & Mary

Average RPI Win:	289	WON-LOST	WINNING	LAST 10	STRENGTH OF	OPP. STRENGTH	TEAM	ADJ.	CONF.	ADJ CONF.
Average RPI Loss:	211	RECORD	PCT. RANK	GAMES	SCHEDULE	OF SCHEDULE	RPI	RPI	RPI	RPI

DIV. I ONLY	8- 9	188	5-5	333	338	275	275	28	28
DIV. I NON-CONF.	4- 6	212	0- 0	320	325	276	276	29	29
-----									
TOTALS	RPI 1-25	RPI 26-50	W-L RECORDS	RPI 51-100	RPI 101-150	RPI 150+			
8- 9	0- 0	0- 0	OVERALL	0- 1	0- 2	8- 6			
4- 3	0- 0	0- 0	HOME	0- 0	0- 0	4- 3			
4- 6	0- 0	0- 0	AWAY	0- 1	0- 2	4- 3			
0- 0	0- 0	0- 0	NEUTRAL	0- 0	0- 0	0- 0			
4- 6	0- 0	0- 0	NON-CONFERENCE	0- 1	0- 1	4- 4			
2- 1	0- 0	0- 0	HOME	0- 0	0- 0	2- 1			
2- 5	0- 0	0- 0	AWAY	0- 1	0- 1	2- 3			
0- 0	0- 0	0- 0	NEUTRAL	0- 0	0- 0	0- 0			
4- 3	0- 0	0- 0	CONFERENCE	0- 0	0- 1	4- 2			
2- 2	0- 0	0- 0	HOME	0- 0	0- 0	2- 2			
2- 1	0- 0	0- 0	AWAY	0- 0	0- 1	2- 0			
0- 0	0- 0	0- 0	NEUTRAL	0- 0	0- 0	0- 0			

RPI 1-25				RPI 26-50				RPI 51-100				RPI 101+ Team's RPI: 275			
RPI	S	Opponent	Score	RPI	S	Opponent	Score	RPI	S	Opponent	Score	RPI	S	Opponent	Score
								55	A	James Madison	39 56	121	A	Georgia	39 85
												145	A	Radford	49 70
												162	A	Wisconsin	41 76
												190	H	Elon	58 57
												192	H	Hampton	63 84
												237	A	Campbell	59 46
												251	A	Gardner-Webb	64 62
												272	A	Wofford	53 70
												286	A	Ga. Southern	55 64
												293	A	Col. of Charleston	71 64
												310	A	South Carolina St.	58 50
												327	H	Western Caro.	57 65
												334	H	Charleston So.	57 52
												341	H	USC Upstate	50 76
												346	H	Longwood	77 69
												348	H	N. C. Central	66 41
-----															
LAST 12 Division I GAMES:															
334	H	Charleston So.	57 52	192	H	Hampton	63 84								
346	H	Longwood	77 69	251	A	Gardner-Webb	64 62								
327	H	Western Caro.	57 65	237	A	Campbell	59 46								
286	A	Ga. Southern	55 64	145	A	Radford	49 70								
190	H	Elon	58 57	341	H	USC Upstate	50 76								
310	A	South Carolina St.	58 50	293	A	Col. of Charleston	71 64								

Non-Div I Games: Newberry 63 67

Winthrop



Wisconsin				Through Games Of Jan. 23, 2019							
Average RPI	Win:	227	WON-LOST	WINNING	LAST 10	STRENGTH OF	OPP. STRENGTH	TEAM	ADJ.	CONF.	ADJ CONF.
Average RPI	Loss:	67	RECORD	PCT. RANK	GAMES	SCHEDULE	OF SCHEDULE	RPI	RPI	RPI	RPI
DIV. I ONLY			10- 9	160	3-7	146	100	162	162	4	4
DIV. I NON-CONF.			9- 3	61	0- 0	295	198	162	162	5	5
-----											
TOTALS	RPI 1-25			RPI 26-50		W-L RECORDS	RPI 51-100	RPI 101-150		RPI 150+	
10- 9	0- 1			1- 2		OVERALL	1- 3	0- 3		8- 0	
7- 3	0- 0			1- 2		HOME	0- 0	0- 1		6- 0	
1- 5	0- 1			0- 0		AWAY	0- 2	0- 2		1- 0	
2- 1	0- 0			0- 0		NEUTRAL	1- 1	0- 0		1- 0	
9- 3	0- 0			0- 1		NON-CONFERENCE	1- 2	0- 0		8- 0	
6- 1	0- 0			0- 1		HOME	0- 0	0- 0		6- 0	
1- 1	0- 0			0- 0		AWAY	0- 1	0- 0		1- 0	
2- 1	0- 0			0- 0		NEUTRAL	1- 1	0- 0		1- 0	
1- 6	0- 1			1- 1		CONFERENCE	0- 1	0- 3		0- 0	
1- 2	0- 0			1- 1		HOME	0- 0	0- 1		0- 0	
0- 4	0- 1			0- 0		AWAY	0- 1	0- 2		0- 0	
0- 0	0- 0			0- 0		NEUTRAL	0- 0	0- 0		0- 0	

RPI 1-25				RPI 26-50				RPI 51-100				RPI 101+ Team's RPI: 162			
RPI	S	Opponent	Score	RPI	S	Opponent	Score	RPI	S	Opponent	Score	RPI	S	Opponent	Score
10	A	Iowa	53 71	29	H	Indiana	68 75	51	N	Arkansas	68 69	108	A	Minnesota	56 74
				35	H	Purdue	76 69	52	A	Green Bay	46 55	108	H	Minnesota	50 78
				50	H	Duke	53 60	80	A	Northwestern	46 72	116	A	Penn St.	64 71
								89	N	Pittsburgh	57 42	153	H	IUPUI	65 64
												186	A	Milwaukee	68 57
												242	H	Marshall	67 49
												275	H	Winthrop	76 41
												301	N	Tennessee St.	58 53
												302	H	North Dakota St.	64 53
												343	H	Chicago St.	85 38
												344	H	Evansville	96 60
-----															
LAST 12 Division I GAMES:															
				35	H	Purdue	76 69	80	A	Northwestern	46 72				
				108	A	Minnesota	56 74	108	H	Minnesota	50 78				
				344	H	Evansville	96 60	29	H	Indiana	68 75				
				343	H	Chicago St.	85 38	10	A	Iowa	53 71				
				52	A	Green Bay	46 55	116	A	Penn St.	64 71				
				242	H	Marshall	67 49	50	H	Duke	53 60				

Non-Div I Games:

Wisconsin

Average RPI Win: 300  
Average RPI Loss: 176

WON-LOST  
RECORD

WINNING  
PCT. RANK

LAST 10  
GAMES

STRENGTH OF  
SCHEDULE

OPP. STRENGTH  
OF SCHEDULE

TEAM  
RPI

ADJ.  
RPI

CONF.  
RPI

ADJ CONF.  
RPI

DIV. I ONLY	7- 9	209	5-5	341	209	272	272	24	24
DIV. I NON-CONF.	5- 7	206	0- 0	307	283	244	244	25	25
TOTALS	RPI 1-25	RPI 26-50	W-L RECORDS	RPI 51-100	RPI 101-150	RPI 150+			
7- 9	0- 0	0- 2	OVERALL	0- 0	0- 2	7- 5			
5- 0	0- 0	0- 0	HOME	0- 0	0- 0	5- 0			
2- 9	0- 0	0- 2	AWAY	0- 0	0- 2	2- 5			
0- 0	0- 0	0- 0	NEUTRAL	0- 0	0- 0	0- 0			
5- 7	0- 0	0- 2	NON-CONFERENCE	0- 0	0- 1	5- 4			
3- 0	0- 0	0- 0	HOME	0- 0	0- 0	3- 0			
2- 7	0- 0	0- 2	AWAY	0- 0	0- 1	2- 4			
0- 0	0- 0	0- 0	NEUTRAL	0- 0	0- 0	0- 0			
2- 2	0- 0	0- 0	CONFERENCE	0- 0	0- 1	2- 1			
2- 0	0- 0	0- 0	HOME	0- 0	0- 0	2- 0			
0- 2	0- 0	0- 0	AWAY	0- 0	0- 1	0- 1			
0- 0	0- 0	0- 0	NEUTRAL	0- 0	0- 0	0- 0			

RPI	S	Opponent	Score	RPI	S	Opponent	Score	RPI	S	Opponent	Score	RPI	S	Opponent	Score
37	A	Georgia Tech	40 81	38	A	Clemson	77 85					106	A	Appalachian St.	70 94
												126	A	Chattanooga	82 89
												168	A	Charlotte	63 85
												200	A	UNC Asheville	46 60
												236	A	ETSU	79 92
												251	H	Gardner-Webb	59 53
												275	H	Winthrop	70 53
												286	A	Ga. Southern	81 65
												293	H	Col. of Charleston	78 58
												322	H	UNC Greensboro	93 66
												325	A	Presbyterian	50 61
												327	H	Western Caro.	91 65
												346	A	Longwood	101 72
												348	A	N. C. Central	59 66
LAST 12 Division I GAMES:															
106	A	Appalachian St.	70 94	236	A	ETSU	79 92								
348	A	N. C. Central	59 66	126	A	Chattanooga	82 89								
346	A	Longwood	101 72	322	H	UNC Greensboro	93 66								
251	H	Gardner-Webb	59 53	327	H	Western Caro.	91 65								
200	A	UNC Asheville	46 60	37	A	Georgia Tech	40 81								
275	H	Winthrop	70 53	293	H	Col. of Charleston	78 58								

Non-Div I Games: Warren Wilson 107 30 Southern Wesleyan 110 47 Brevard 106 52

Wofford

Average RPI Win:	206	WON-LOST	WINNING	LAST 10	STRENGTH OF	OPP. STRENGTH	TEAM	ADJ.	CONF.	ADJ CONF.
Average RPI Loss:	132	RECORD	PCT. RANK	GAMES	SCHEDULE	OF SCHEDULE	RPI	RPI	RPI	RPI
DIV. I ONLY	13- 5	55	8-2	194	196	82	82	20	20	
DIV. I NON-CONF.	7- 4	109	0- 0	158	197	92	92	19	19	
<hr/>										
TOTALS	RPI 1-25	RPI 26-50	W-L RECORDS	RPI 51-100	RPI 101-150	RPI 150+				
13- 5	0- 0	0- 1	OVERALL	2- 1	2- 1	9- 2				
3- 1	0- 0	0- 0	HOME	2- 1	0- 0	1- 0				
6- 4	0- 0	0- 1	AWAY	0- 0	0- 1	6- 2				
4- 0	0- 0	0- 0	NEUTRAL	0- 0	2- 0	2- 0				
7- 4	0- 0	0- 1	NON-CONFERENCE	1- 1	2- 0	4- 2				
1- 1	0- 0	0- 0	HOME	1- 1	0- 0	0- 0				
2- 3	0- 0	0- 1	AWAY	0- 0	0- 0	2- 2				
4- 0	0- 0	0- 0	NEUTRAL	0- 0	2- 0	2- 0				
6- 1	0- 0	0- 0	CONFERENCE	1- 0	0- 1	5- 0				
2- 0	0- 0	0- 0	HOME	1- 0	0- 0	1- 0				
4- 1	0- 0	0- 0	AWAY	0- 0	0- 1	4- 0				
0- 0	0- 0	0- 0	NEUTRAL	0- 0	0- 0	0- 0				

RPI S Opponent	Score	RPI S Opponent	Score	RPI S Opponent	Score	RPI S Opponent	Score
28 A Michigan St.	68 84	52 H Green Bay	85 67	123 N Drexel	71 63		
		72 H Belmont	63 79	124 A Youngstown St.	68 83		
		91 H Kent St.	61 55	135 N Marist	76 60		
				153 A IUPUI	78 75		
				168 A Charlotte	85 88		
				186 H Milwaukee	61 57		
				216 A UNLV	68 52		
				244 N Stetson	57 44		
				261 N Hofstra	93 64		
				266 A Cleveland St.	70 65		
				270 A CSU Bakersfield	74 76		
				281 A Northern Ky.	61 55		
				335 A UIC	79 46		
				340 A Manhattan	60 44		
<hr/>							
LAST 12 Division I GAMES:							
335 A UIC	79 46	266 A Cleveland St.	70 65				
153 A IUPUI	78 75	124 A Youngstown St.	68 83				
168 A Charlotte	85 88	281 A Northern Ky.	61 55				
340 A Manhattan	60 44	186 H Milwaukee	61 57				
123 N Drexel	71 63	52 H Green Bay	85 67				
91 H Kent St.	61 55	135 N Marist	76 60				

Non-Div I Games: Kentucky St. 83 53

Wright St.

Average RPI Win:	175	WON-LOST	WINNING	LAST 10	STRENGTH OF	OPP. STRENGTH	TEAM	ADJ.	CONF.	ADJ CONF.
Average RPI Loss:	72	RECORD	PCT. RANK	GAMES	SCHEDULE	OF SCHEDULE	RPI	RPI	RPI	RPI
DIV. I ONLY	8- 5	111	7-3	71	118	81	81	13	13	
DIV. I NON-CONF.	5- 2	82	0- 0	35	73	27	27	11	11	
-----										
TOTALS	RPI 1-25	RPI 26-50	W-L RECORDS	RPI 51-100	RPI 101-150	RPI 150+				
8- 5	0- 0	1- 2	OVERALL	0- 2	2- 0	5- 1				
6- 1	0- 0	1- 1	HOME	0- 0	2- 0	3- 0				
1- 4	0- 0	0- 1	AWAY	0- 2	0- 0	1- 1				
1- 0	0- 0	0- 0	NEUTRAL	0- 0	0- 0	1- 0				
5- 2	0- 0	1- 1	NON-CONFERENCE	0- 1	2- 0	2- 0				
4- 0	0- 0	1- 0	HOME	0- 0	2- 0	1- 0				
0- 2	0- 0	0- 1	AWAY	0- 1	0- 0	0- 0				
1- 0	0- 0	0- 0	NEUTRAL	0- 0	0- 0	1- 0				
3- 3	0- 0	0- 1	CONFERENCE	0- 1	0- 0	3- 1				
2- 1	0- 0	0- 1	HOME	0- 0	0- 0	2- 0				
1- 2	0- 0	0- 0	AWAY	0- 1	0- 0	1- 1				
0- 0	0- 0	0- 0	NEUTRAL	0- 0	0- 0	0- 0				

RPI 1-25				RPI 26-50				RPI 51-100				RPI 101+			
RPI	S	Opponent	Score	RPI	S	Opponent	Score	RPI	S	Opponent	Score	RPI	S	Opponent	Score
				32	H	South Dakota St.	77 70	60	A	Paci fi c	64 70	129	H	Idaho	64 61
				43	H	New Mexi co	75 78	62	A	Boi se St.	64 72	148	H	Montana St.	66 58
				46	A	Sai nt Mary' s (CA)	84 90					151	A	Utah St.	42 50
												152	H	Denver	78 74
												189	N	North Texas	53 49
												213	H	San Diego St.	87 45
												216	H	UNLV	90 62
												317	A	San Jose St.	70 56
LAST 12 Di vi si on I GAMES:															
				62	A	Boi se St.	64 72	317	A	San Jose St.	70 56				
				32	H	South Dakota St.	77 70	43	H	New Mexico	75 78				
				129	H	Idaho	64 61	151	A	Utah St.	42 50				
				152	H	Denver	78 74	213	H	San Diego St.	87 45				
				148	H	Montana St.	66 58	216	H	UNLV	90 62				
				60	A	Paci fi c	64 70	189	N	North Texas	53 49				

Non-Div I Games: Chadron St. 80 33 UC-Colo. Springs 98 37

Wyoming

Average RPI Win:	223	WON-LOST	WINNING	LAST 10	STRENGTH OF	OPP. STRENGTH	TEAM	ADJ.	CONF.	ADJ CONF.
Average RPI Loss:	78	RECORD	PCT. RANK	GAMES	SCHEDULE	OF SCHEDULE	RPI	RPI	RPI	RPI
DIV. I ONLY	10- 8	142	3-7	177	113	175	175	5	5	
DIV. I NON-CONF.	9- 2	43	0- 0	277	247	141	141	4	4	
-----										
TOTALS	RPI 1-25	RPI 26-50	W-L RECORDS	RPI 51-100	RPI 101-150	RPI 150+				
10- 8	0- 1	0- 0	OVERALL	1- 5	2- 2	7- 0				
9- 3	0- 1	0- 0	HOME	1- 0	1- 2	7- 0				
1- 5	0- 0	0- 0	AWAY	0- 5	1- 0	0- 0				
0- 0	0- 0	0- 0	NEUTRAL	0- 0	0- 0	0- 0				
9- 2	0- 0	0- 0	NON-CONFERENCE	0- 1	2- 1	7- 0				
8- 1	0- 0	0- 0	HOME	0- 0	1- 1	7- 0				
1- 1	0- 0	0- 0	AWAY	0- 1	1- 0	0- 0				
0- 0	0- 0	0- 0	NEUTRAL	0- 0	0- 0	0- 0				
1- 6	0- 1	0- 0	CONFERENCE	1- 4	0- 1	0- 0				
1- 2	0- 1	0- 0	HOME	1- 0	0- 1	0- 0				
0- 4	0- 0	0- 0	AWAY	0- 4	0- 0	0- 0				
0- 0	0- 0	0- 0	NEUTRAL	0- 0	0- 0	0- 0				

RPI 1-25				RPI 26-50				RPI 51-100				RPI 101+ Team's RPI: 175			
RPI	S	Opponent	Score	RPI	S	Opponent	Score	RPI	S	Opponent	Score	RPI	S	Opponent	Score
21	H	Butler	41 63					53	A	Villanova	71 75	104	H	Tennessee Tech	70 60
								67	A	Creighton	62 66	107	H	St. John's (NY)	57 76
								75	H	Seton Hall	63 62	108	H	Minnesota	53 78
								83	A	Georgetown	61 68	114	A	Wake Forest	62 50
								86	A	Providence	58 71	157	H	North Ala.	94 81
								99	A	Cincinnati	61 79	228	H	Alabama St.	87 58
												234	H	Bowling Green	65 49
												312	H	New Orleans	61 45
												314	H	Fairfield	48 35
												343	H	Chicago St.	91 57
												349	H	Delaware St.	80 59
LAST 12 Division I GAMES:															
				53	A	Villanova	71 75	86	A	Providence	58 71				
				83	A	Georgetown	61 68	67	A	Creighton	62 66				
				312	H	New Orleans	61 45	21	H	Butler	41 63				
				228	H	Alabama St.	87 58	75	H	Seton Hall	63 62				
				99	A	Cincinnati	61 79	107	H	St. John's (NY)	57 76				
				349	H	Delaware St.	80 59	157	H	North Ala.	94 81				

Non-Div I Games:

Xavier

Y  
a  
l  
e

Y  
a  
l  
e

Yal e

Average RPI Win:	230	WON-LOST	WINNING	LAST 10	STRENGTH OF	OPP. STRENGTH	TEAM	ADJ.	CONF.	ADJ CONF.
Average RPI Loss:	100	RECORD	PCT. RANK	GAMES	SCHEDULE	OF SCHEDULE	RPI	RPI	RPI	RPI

DIV. I ONLY	12- 5	68	7-3	226	234	124	124	20	20
DIV. I NON-CONF.	6- 3	91	0- 0	102	264	78	78	19	19
TOTALS	RPI 1-25	RPI 26-50	W-L RECORDS	RPI 51-100	RPI 101-150	RPI 150+			
12- 5	0- 0	0- 0	OVERALL	2- 3	0- 1	10- 1			
8- 1	0- 0	0- 0	HOME	1- 0	0- 1	7- 0			
4- 4	0- 0	0- 0	AWAY	1- 3	0- 0	3- 1			
0- 0	0- 0	0- 0	NEUTRAL	0- 0	0- 0	0- 0			
6- 3	0- 0	0- 0	NON-CONFERENCE	1- 2	0- 1	5- 0			
4- 1	0- 0	0- 0	HOME	0- 0	0- 1	4- 0			
2- 2	0- 0	0- 0	AWAY	1- 2	0- 0	1- 0			
0- 0	0- 0	0- 0	NEUTRAL	0- 0	0- 0	0- 0			
6- 2	0- 0	0- 0	CONFERENCE	1- 1	0- 0	5- 1			
4- 0	0- 0	0- 0	HOME	1- 0	0- 0	3- 0			
2- 2	0- 0	0- 0	AWAY	0- 1	0- 0	2- 1			
0- 0	0- 0	0- 0	NEUTRAL	0- 0	0- 0	0- 0			

RPI S Opponent	Score	RPI S Opponent	Score	RPI S Opponent	Score	RPI S Opponent	Score	Team's RPI: 124
				52 A Green Bay	42 60	109 H Yale	56 58	
				61 A Bucknell	68 73	153 H IUPUI	70 52	
				82 H Wright St.	83 68	179 H Akron	72 61	
				89 A Pittsburgh	64 55	186 A Milwaukee	68 71	
				91 A Kent St.	34 62	226 H Loyola Chi cago	74 63	
						243 H Robert Morris	69 59	
						257 H Saint Francis (PA)	80 56	
						281 H Northern Ky.	77 66	
						291 A Canisius	62 36	
						299 A Oakland	69 55	
						329 A Detroit Mercy	85 59	
						335 H UIC	81 29	
LAST 12 Division I GAMES:								
335 H UIC	81 29	281 H Northern Ky.	77 66					
299 A Oakland	69 55	82 H Wright St.	83 68					
329 A Detroit Mercy	85 59	52 A Green Bay	42 60					
61 A Bucknell	68 73	186 A Milwaukee	68 71					
257 H Saint Francis (PA)	80 56	153 H IUPUI	70 52					
291 A Canisius	62 36	179 H Akron	72 61					

Non-Div I Games: Thiel 76 53 Carlow 90 31

Youngstown St.