

Average RPI Win:	308	WON-LOST	WINNING	LAST 10	STRENGTH OF	OPP. STRENGTH	TEAM	ADJ.	CONF.	ADJ CONF.
Average RPI Loss:	175	RECORD	PCT. RANK	GAMES	SCHEDULE	OF SCHEDULE	RPI	RPI	RPI	RPI
DIV. I ONLY	6- 7	201	4- 4	306	346	267	267	27	27	
DIV. I NON-CONF.	3- 4	209	3- 1	265	348	258	258	26	26	

TOTALS	RPI 1-25	RPI 26-50	W-L RECORDS	RPI 51-100	RPI 101-999	RPI 201+				
6- 7	0- 0	0- 0	OVERALL	0- 1	6- 6	6- 2				
2- 3	0- 0	0- 0	HOME	0- 1	2- 2	2- 0				
2- 4	0- 0	0- 0	AWAY	0- 0	2- 1	2- 0				
2- 0	0- 0	0- 0	NEUTRAL	0- 0	2- 0	2- 0				
3- 4	0- 0	0- 0	NON-CONFERENCE	0- 0	3- 4	3- 2				
1- 1	0- 0	0- 0	HOME	0- 0	1- 1	1- 0				
0- 3	0- 0	0- 0	AWAY	0- 0	0- 3	0- 2				
2- 0	0- 0	0- 0	NEUTRAL	0- 0	2- 0	2- 0				
3- 3	0- 0	0- 0	CONFERENCE	0- 1	3- 2	3- 0				
1- 2	0- 0	0- 0	HOME	0- 1	1- 1	1- 0				
2- 1	0- 0	0- 0	AWAY	0- 0	2- 1	2- 0				
0- 0	0- 0	0- 0	NEUTRAL	0- 0	0- 0	0- 0				

RPI 1-25				RPI 26-50				RPI 51-100				RPI 101+				Team's RPI: 267
RPI	S	Opponent	Score	RPI	S	Opponent	Score	RPI	S	Opponent	Score	RPI	S	Opponent	Score	
								94	H	Central Ark.	50 58	123	H	Rice	56 67	
												128	A	UTEP	49 69	
												150	H	Lamar University	31 70	
												177	A	New Orleans	49 66	
												245	A	New Mexico St.	61 70	
												255	H	Nicholls St.	76 55	
												296	N	Prairie View	72 62	
												310	A	UTRGV	53 56	
												310	H	UTRGV	71 41	
												318	A	Northwestern St.	62 56	
												332	N	Florida A&M	58 55	
												339	A	Sam Houston St.	67 57	
LAST 12 Division I GAMES:																
255	H	Nicholls St.	76 55	123	H	Rice	56 67									
177	A	New Orleans	49 66	310	H	UTRGV	71 41									
339	A	Sam Houston St.	67 57	332	N	Florida A&M	58 55									
318	A	Northwestern St.	62 56	296	N	Prairie View	72 62									
150	H	Lamar University	31 70	245	A	New Mexico St.	61 70									
94	H	Central Ark.	50 58	128	A	UTEP	49 69									

Non-Div I Games: Tex. A&M Int'l 53 34 St. Thomas Houston 72 42 McMurry 62 43 Texas Lutheran 87 56
A&M-Corpus Christi

Loss, Non-Conf, S Site, H Home A Away N Neutral

Average RPI Win:	288	WON-LOST	WINNING	LAST 10	STRENGTH OF	OPP. STRENGTH	TEAM	ADJ.	CONF.	ADJ CONF.
Average RPI Loss:	128	RECORD	PCT. RANK	GAMES	SCHEDULE	OF SCHEDULE	RPI	RPI	RPI	RPI

DIV. I ONLY	8- 6	135	7- 3	309	278	227	227	27	27
DIV. I NON-CONF.	2- 4	239	1- 1	188	201	251	251	26	26
TOTALS	RPI 1-25	RPI 26-50	W-L RECORDS	RPI 51-100	RPI 101-999	RPI 201+			
8- 6	0- 0	0- 1	OVERALL	0- 2	8- 3	7- 2			
6- 1	0- 0	0- 1	HOME	0- 0	6- 0	5- 0			
1- 4	0- 0	0- 0	AWAY	0- 2	1- 2	1- 1			
1- 1	0- 0	0- 0	NEUTRAL	0- 0	1- 1	1- 1			
2- 4	0- 0	0- 1	NON-CONFERENCE	0- 1	2- 2	2- 2			
1- 1	0- 0	0- 1	HOME	0- 0	1- 0	1- 0			
0- 2	0- 0	0- 0	AWAY	0- 1	0- 1	0- 1			
1- 1	0- 0	0- 0	NEUTRAL	0- 0	1- 1	1- 1			
6- 2	0- 0	0- 0	CONFERENCE	0- 1	6- 1	5- 0			
5- 0	0- 0	0- 0	HOME	0- 0	5- 0	4- 0			
1- 2	0- 0	0- 0	AWAY	0- 1	1- 1	1- 0			
0- 0	0- 0	0- 0	NEUTRAL	0- 0	0- 0	0- 0			

RPI S Opponent	Score	RPI S Opponent	Score	RPI S Opponent	Score	RPI S Opponent	Score	Team's RPI: 227
43 H FGCU	55 94	82 A Arkansas	65 79	94 A Central Ark.	45 63	133 A SFA	55 66	
						177 H New Orleans	80 70	
						205 N Radford	65 71	
						212 A SMU	44 65	
						215 H Idaho	82 72	
						294 A McNeese	80 75	
						298 H Southeastern La.	86 80	
						318 H Northwestern St.	80 41	
						324 N Old Dominion	74 60	
						335 H Houston Baptist	80 68	
						339 H Sam Houston St.	83 65	
LAST 12 Division I GAMES:								
94 A Central Ark.	45 63	339 H Sam Houston St.	83 65					
133 A SFA	55 66	177 H New Orleans	80 70					
318 H Northwestern St.	80 41	324 N Old Dominion	74 60					
335 H Houston Baptist	80 68	205 N Radford	65 71					
298 H Southeastern La.	86 80	43 H FGCU	55 94					
294 A McNeese	80 75	82 A Arkansas	65 79					

Non-Div I Games: Schreiner 97 48 Southwest (NM) 91 47 Howard Payne 88 46 Midwestern St. 88 67
Abilene Christian

Average RPI Win:	0	WON-LOST	WINNING	LAST 10	STRENGTH OF	OPP. STRENGTH	TEAM	ADJ.	CONF.	ADJ CONF.
Average RPI Loss:	166	RECORD	PCT. RANK	GAMES	SCHEDULE	OF SCHEDULE	RPI	RPI	RPI	RPI
DIV. I ONLY	0- 16	345	0- 10	91	221	311	311	16	16	
DIV. I NON-CONF.	0- 10	337	0- 5	82	290	312	312	17	17	

TOTALS	RPI 1-25	RPI 26-50	W-L RECORDS	RPI 51-100	RPI 101-999	RPI 201+				
0- 16	0- 1	0- 0	OVERALL	0- 3	0- 12	0- 5				
0- 9	0- 1	0- 0	HOME	0- 1	0- 7	0- 3				
0- 7	0- 0	0- 0	AWAY	0- 2	0- 5	0- 2				
0- 0	0- 0	0- 0	NEUTRAL	0- 0	0- 0	0- 0				
0- 10	0- 1	0- 0	NON-CONFERENCE	0- 1	0- 8	0- 4				
0- 5	0- 1	0- 0	HOME	0- 0	0- 4	0- 2				
0- 5	0- 0	0- 0	AWAY	0- 1	0- 4	0- 2				
0- 0	0- 0	0- 0	NEUTRAL	0- 0	0- 0	0- 0				
0- 6	0- 0	0- 0	CONFERENCE	0- 2	0- 4	0- 1				
0- 4	0- 0	0- 0	HOME	0- 1	0- 3	0- 1				
0- 2	0- 0	0- 0	AWAY	0- 1	0- 1	0- 0				
0- 0	0- 0	0- 0	NEUTRAL	0- 0	0- 0	0- 0				

RPI 1-25				RPI 26-50				RPI 51-100				RPI 101+ Team's RPI: 311			
RPI	S	Opponent	Score	RPI	S	Opponent	Score	RPI	S	Opponent	Score	RPI	S	Opponent	Score
7	H	Louisville	50 62					70	H	New Mexico	59 88	136	H	Colorado	43 68
								83	A	Navy	64 71	142	A	Weber St.	52 62
								100	A	UNLV	57 69	151	A	SIUE	40 76
												154	A	Nevada	60 70
												185	H	Fresno St.	58 64
												185	H	Colorado St.	39 40
												196	H	Army West Point	59 65
												202	H	Denver	54 75
												210	H	Eastern Wash.	63 65
												258	H	San Jose St.	74 75
												280	A	FIU	69 70
												301	A	Utah Valley	56 59

LAST 12 Division I GAMES:															
185	H	Colorado St.	39 40	7	H	Louisville	50 62	136	H	Colorado	43 68				
258	H	San Jose St.	74 75	142	A	Weber St.	52 62	301	A	Utah Valley	56 59				
100	A	UNLV	57 69	196	H	Army West Point	59 65	83	A	Navy	64 71				
154	A	Nevada	60 70												
185	H	Fresno St.	58 64												
70	H	New Mexico	59 88												

Non-Div I Games: Colo. Christian 66 68

Air Force

Loss,
Non-Conf,
S Site,
H Home
A Away
N Neutral

Average RPI Win: 263

Average RPI Loss: 72

WON-LOST
RECORDWINNING
PCT. RANKLAST 10
GAMESSTRENGTH OF
SCHEDULEOPP. STRENGTH
OF SCHEDULETEAM
RPIADJ.
RPICONF.
RPIADJ CONF.
RPIDIV. I ONLY
DIV. I NON-CONF.5- 12
5- 5281
1701- 8
2- 243
163117
236219
210219
2107
87
8

TOTALS

RPI 1-25

RPI 26-50

W-L RECORDS

RPI 51-100

RPI 101-999

RPI 201+

5- 12

0- 2

0- 4

OVERALL

0- 3

5- 3

4- 0

4- 6

0- 2

0- 3

HOME

0- 0

4- 1

4- 0

0- 5

0- 0

0- 1

AWAY

0- 2

0- 2

0- 0

1- 1

0- 0

0- 0

NEUTRAL

0- 1

1- 0

0- 0

5- 5

0- 1

0- 1

NON-CONFERENCE

0- 2

5- 1

4- 0

4- 2

0- 1

0- 1

HOME

0- 0

4- 0

4- 0

0- 2

0- 0

0- 0

AWAY

0- 1

0- 1

0- 0

1- 1

0- 0

0- 0

NEUTRAL

0- 1

1- 0

0- 0

0- 7

0- 1

0- 3

CONFERENCE

0- 1

0- 2

0- 0

0- 4

0- 1

0- 2

HOME

0- 0

0- 1

0- 0

0- 3

0- 0

0- 1

AWAY

0- 1

0- 1

0- 0

0- 0

0- 0

0- 0

NEUTRAL

0- 0

0- 0

0- 0

RPI 1-25

RPI 26-50

RPI 51-100

RPI 101+

Team's RPI: 219

RPI	S	Opponent	Score
20	H	Buffalo	66 89
25	H	Maryland	54 75

RPI	S	Opponent	Score
35	H	Ball St.	61 74
39	H	Central Mich.	86 95
43	H	FGCU	63 82
45	A	Toledo	54 60

RPI	S	Opponent	Score
59	A	Duquesne	60 66
77	A	Ohio	67 70
88	N	Harvard	63 76

RPI	S	Opponent	Score
124	A	Miami (OH)	67 75
130	H	Bowling Green	64 66
151	N	SIUE	59 58
181	A	Bucknell	52 63
235	H	Youngstown St.	75 58
288	H	Eastern Ky.	62 45
298	H	Southeastern La.	66 54
344	H	Winthrop	69 43

LAST 12 Division I GAMES:

39	H	Central Mich.	86 95	20	H	Buffalo	66 89
124	A	Miami (OH)	67 75	88	N	Harvard	63 76
130	H	Bowling Green	64 66	151	N	SIUE	59 58
35	H	Ball St.	61 74	59	A	Duquesne	60 66
77	A	Ohio	67 70	235	H	Youngstown St.	75 58
45	A	Toledo	54 60	25	H	Maryland	54 75

Non-Div I Games: Ohio Christian 93 33

Akron

Loss,
 Non-Conf,
 S Site,
 H Home
A Away
 N Neutral

Average RPI	Win:	193	WON-LOST	WINNING	LAST 10	STRENGTH OF	OPP. STRENGTH	TEAM	ADJ.	CONF.	ADJ CONF.
Average RPI	Loss:	33	RECORD	PCT. RANK	GAMES	SCHEDULE	OF SCHEDULE	RPI	RPI	RPI	RPI
DIV. I ONLY		14- 6	70	7- 3	74	96	74	74	2	2	
DIV. I NON-CONF.		10- 3	51	5- 0	197	270	89	89	2	2	

TOTALS	RPI 1-25		RPI 26-50		W-L RECORDS		RPI 51-100		RPI 101-999		RPI 201+
14- 6	0- 4		1- 0		OVERALL		2- 2		11- 0		7- 0
10- 2	0- 2		1- 0		HOME		1- 0		8- 0		5- 0
4- 2	0- 1		0- 0		AWAY		1- 1		3- 0		2- 0
0- 2	0- 1		0- 0		NEUTRAL		0- 1		0- 0		0- 0
10- 3	0- 1		0- 0		NON-CONFERENCE		1- 2		9- 0		7- 0
8- 0	0- 0		0- 0		HOME		1- 0		7- 0		5- 0
2- 1	0- 0		0- 0		AWAY		0- 1		2- 0		2- 0
0- 2	0- 1		0- 0		NEUTRAL		0- 1		0- 0		0- 0
4- 3	0- 3		1- 0		CONFERENCE		1- 0		2- 0		0- 0
2- 2	0- 2		1- 0		HOME		0- 0		1- 0		0- 0
2- 1	0- 1		0- 0		AWAY		1- 0		1- 0		0- 0
0- 0	0- 0		0- 0		NEUTRAL		0- 0		0- 0		0- 0

RPI	S	Opponent	Score	RPI	S	Opponent	Score	RPI	S	Opponent	Score	RPI	S	Opponent	Score
3	A	Mississippi St.	61 75	42	H	LSU	65 51	62	H	Utah	65 60	114	H	Jacksonville	75 60
11	H	Missouri	56 62					71	A	TCU	67 88	117	H	Missouri St.	65 61
15	H	Texas A&M	54 73					81	N	Elon	55 60	131	H	Vanderbilt	77 75
18	N	NC State	49 68					82	A	Arkansas	83 76	191	A	Florida	63 54
												212	H	SMU	59 44
												252	H	Grambling	73 49
												254	A	Lipscomb	73 51
												283	H	Alabama A&M	90 32
												300	H	Murray St.	68 47
												331	A	Ga. Southern	84 36
												332	H	Florida A&M	91 55

Team's RPI: 74															
LAST 12 Division I GAMES:															
131	H	Vanderbilt	77 75	11	H	Missouri	56 62	332	H	Florida A&M	91 55				
15	H	Texas A&M	54 73	300	H	Murray St.	68 47								
3	A	Mississippi St.	61 75	117	H	Missouri St.	65 61								
42	H	LSU	65 51	212	H	SMU	59 44								
82	A	Arkansas	83 76	252	H	Grambling	73 49								
191	A	Florida	63 54												

Non-Div I Games:

Alabama

Average RPI Win:	322	WON-LOST	WINNING	LAST 10	STRENGTH OF	OPP. STRENGTH	TEAM	ADJ.	CONF.	ADJ CONF.
Average RPI Loss:	195	RECORD	PCT. RANK	GAMES	SCHEDULE	OF SCHEDULE	RPI	RPI	RPI	RPI
DIV. I ONLY	8- 10	206	4- 6	344	341	283	283	32	32	
DIV. I NON-CONF.	5- 6	187	2- 3	314	331	247	247	32	32	

TOTALS	RPI 1-25	RPI 26-50	W-L RECORDS	RPI 51-100	RPI 101-999	RPI 201+				
8- 10	0- 0	0- 0	OVERALL	0- 2	8- 8	8- 6				
4- 1	0- 0	0- 0	HOME	0- 0	4- 1	4- 1				
4- 8	0- 0	0- 0	AWAY	0- 0	4- 5	4- 4				
0- 1	0- 0	0- 0	NEUTRAL	0- 0	0- 1	0- 0				
5- 6	0- 0	0- 0	NON-CONFERENCE	0- 2	5- 4	5- 2				
2- 1	0- 0	0- 0	HOME	0- 0	2- 1	2- 1				
3- 4	0- 0	0- 0	AWAY	0- 2	3- 2	3- 1				
0- 1	0- 0	0- 0	NEUTRAL	0- 0	0- 1	0- 0				
3- 4	0- 0	0- 0	CONFERENCE	0- 0	3- 4	3- 4				
2- 0	0- 0	0- 0	HOME	0- 0	2- 0	2- 0				
1- 4	0- 0	0- 0	AWAY	0- 0	1- 4	1- 4				
0- 0	0- 0	0- 0	NEUTRAL	0- 0	0- 0	0- 0				

RPI 1-25				RPI 26-50				RPI 51-100				RPI 101+				Team's RPI: 283	
RPI	S	Opponent	Score	RPI	S	Opponent	Score	RPI	S	Opponent	Score	RPI	S	Opponent	Score		
								74	A	Al abama	32	90	135	A	Jacksonville St.	33	49
								90	A	UAB	58	85	137	N	Hartford	47	56
													204	A	Southern U.	62	77
													234	H	Austin Peay	52	55
													252	A	Grambl ing	49	78
													254	A	Lip scomb	50	66
													274	A	Alcorn	52	57
													280	A	FIU	58	51
													297	A	Jackson St.	43	59
													298	A	Southeastern La.	76	74
													300	H	Murray St.	71	54
													317	A	Al abama St.	78	69
													341	H	Ark. -Pi ne Bl uff	52	49
													345	H	Mi ssi ssi ppi Val .	65	48
													346	A	Tennessee St.	77	75
													347	H	Evansville	70	56

LAST 12 Division I GAMES:																	
				204	A	Southern U.	62	77				252	A	Grambl ing	49	78	
				274	A	Al corn	52	57				254	A	Lip scomb	50	66	
				317	A	Al abama St.	78	69				298	A	Southeastern La.	76	74	
				345	H	Mi ssi ssi ppi Val .	65	48				90	A	UAB	58	85	
				341	H	Ark. -Pi ne Bl uff	52	49				135	A	Jacksonville St.	33	49	
				297	A	Jackson St.	43	59				300	H	Murray St.	71	54	

Non-Div I Games:

Alabama A&M

■ Loss,
 ■ Non-Conf,
 ■ S Site,
 ■ Home
 ■ A Away
 N Neutral

Average RPI Win:	343	WON-LOST	WINNING	LAST 10	STRENGTH OF	OPP. STRENGTH	TEAM	ADJ.	CONF.	ADJ CONF.
Average RPI Loss:	162	RECORD	PCT. RANK	GAMES	SCHEDULE	OF SCHEDULE	RPI	RPI	RPI	RPI
DIV. I ONLY	3- 14	309	2- 7	212	323	317	317	32	32	
DIV. I NON-CONF.	1- 9	318	0- 4	41	194	257	257	32	32	

TOTALS	RPI 1-25	RPI 26-50	W-L RECORDS	RPI 51-100	RPI 101-999	RPI 201+				
3- 14	0- 2	0- 0	OVERALL	0- 3	3- 9	3- 6				
3- 3	0- 0	0- 0	HOME	0- 1	3- 2	3- 2				
0- 10	0- 2	0- 0	AWAY	0- 2	0- 6	0- 4				
0- 1	0- 0	0- 0	NEUTRAL	0- 0	0- 1	0- 0				
1- 9	0- 2	0- 0	NON-CONFERENCE	0- 3	1- 4	1- 1				
1- 2	0- 0	0- 0	HOME	0- 1	1- 1	1- 1				
0- 6	0- 2	0- 0	AWAY	0- 2	0- 2	0- 0				
0- 1	0- 0	0- 0	NEUTRAL	0- 0	0- 1	0- 0				
2- 5	0- 0	0- 0	CONFERENCE	0- 0	2- 5	2- 5				
2- 1	0- 0	0- 0	HOME	0- 0	2- 1	2- 1				
0- 4	0- 0	0- 0	AWAY	0- 0	0- 4	0- 4				
0- 0	0- 0	0- 0	NEUTRAL	0- 0	0- 0	0- 0				

RPI 1-25				RPI 26-50				RPI 51-100				RPI 101+ Team's RPI: 317			
RPI	S	Opponent	Score	RPI	S	Opponent	Score	RPI	S	Opponent	Score	RPI	S	Opponent	Score
9	A	Tennessee	51 104					64	A	Miami (FL)	31 79	122	A	Southern Miss.	35 72
22	A	South Carolina	31 99					90	A	UAB	44 61	133	N	SFA	50 77
								93	H	South Ala.	47 59	176	A	Samford	39 58
												204	A	Southern U.	58 66
												243	H	Troy	63 93
												252	A	Grambling	71 93
												274	A	Alcorn	41 73
												283	H	Alabama A&M	69 78
												297	A	Jackson St.	61 70
												341	H	Ark.-Pine Bluff	63 54
												343	H	Savannah St.	81 61
												345	H	Mississippi Val.	76 41
LAST 12 Division I GAMES:															
274	A	Alcorn	41 73	297	A	Jackson St.	61 70								
204	A	Southern U.	58 66	90	A	UAB	44 61								
283	H	Alabama A&M	69 78	64	A	Miami (FL)	31 79								
341	H	Ark.-Pine Bluff	63 54	9	A	Tennessee	51 104								
345	H	Mississippi Val.	76 41	93	H	South Ala.	47 59								
252	A	Grambling	71 93	122	A	Southern Miss.	35 72								

Non-Div I Games: Mobile 61 50

Alabama St.

■ Loss,
 ■ Non-Conf,
 ■ S Site,
 ■ Home
 ■ Away
 N Neutral

Average RPI Win:	211	WON-LOST	WINNING	LAST 10	STRENGTH OF	OPP. STRENGTH	TEAM	ADJ.	CONF.	ADJ CONF.
Average RPI Loss:	67	RECORD	PCT. RANK	GAMES	SCHEDULE	OF SCHEDULE	RPI	RPI	RPI	RPI
DIV. I ONLY	17- 3	13	9- 1	199	200	63	63	20	20	
DIV. I NON-CONF.	11- 2	23	5- 0	199	152	53	53	24	24	

TOTALS	RPI 1-25	RPI 26-50	W-L RECORDS	RPI 51-100	RPI 101-999	RPI 201+				
17- 3	0- 1	0- 1	OVERALL	2- 0	15- 1	9- 0				
7- 1	0- 0	0- 1	HOME	2- 0	5- 0	2- 0				
8- 2	0- 1	0- 0	AWAY	0- 0	8- 1	7- 0				
2- 0	0- 0	0- 0	NEUTRAL	0- 0	2- 0	0- 0				
11- 2	0- 1	0- 1	NON-CONFERENCE	1- 0	10- 0	6- 0				
4- 1	0- 0	0- 1	HOME	1- 0	3- 0	2- 0				
5- 1	0- 1	0- 0	AWAY	0- 0	5- 0	4- 0				
2- 0	0- 0	0- 0	NEUTRAL	0- 0	2- 0	0- 0				
6- 1	0- 0	0- 0	CONFERENCE	1- 0	5- 1	3- 0				
3- 0	0- 0	0- 0	HOME	1- 0	2- 0	0- 0				
3- 1	0- 0	0- 0	AWAY	0- 0	3- 1	3- 0				
0- 0	0- 0	0- 0	NEUTRAL	0- 0	0- 0	0- 0				

RPI 1-25				RPI 26-50				RPI 51-100 Team's RPI: 63				RPI 101+			
RPI	S	Opponent	Score	RPI	S	Opponent	Score	RPI	S	Opponent	Score	RPI	S	Opponent	Score
25	A	Maryland	58 91	38	H	St. John's (NY)	66 71	75	H	Fordham	59 52	105	H	Dartmouth	76 61
								86	H	Maine	68 54	137	A	Hartford	55 70
												141	H	New Hampshire	66 53
												145 N	Northern Ill.	97 91	
												167 N	Southern Ill.	68 57	
												168	H	Binghamton	63 46
												200	A	Siena	78 63
												220	A	Holy Cross	65 56
												221	A	Stony Brook	72 68
												225	A	Manhattan	62 56
												233	H	St. Bonaventure	69 52
												287	A	Monmouth	68 44
												316	A	Central Conn. St.	72 60
												319	H	Wagner	89 44
												328	A	UMBC	78 75
												349	A	UMass Lowell	61 52

LAST 12 Division I GAMES:															
328	A	UMBC	78 75	137	A	Hartford	55 70	105	H	Dartmouth	76 61				
349	A	UMass Lowell	61 52	145 N	Northern Ill.	97 91									
168	H	Binghamton	63 46	167 N	Southern Ill.	68 57									
86	H	Maine	68 54	233	H	St. Bonaventure	69 52	200	A	Siena	78 63				
221	A	Stony Brook	72 68												
141	H	New Hampshire	66 53												

Non-Div I Games:

Albany (NY)

Loss,
Non-Conf,
S Site,
H Home
A Away
N Neutral

Average RPI Win: 313
Average RPI Loss: 180

WON-LOST
RECORD

WINNING
PCT. RANK

LAST 10
GAMES

STRENGTH OF
SCHEDULE

OPP. STRENGTH
OF SCHEDULE

TEAM
RPI

ADJ.
RPI

CONF.
RPI

ADJ CONF.
RPI

DIV. I ONLY	6- 10	246	5- 5	304	344	274	274	32	32
DIV. I NON-CONF.	1- 7	310	0- 4	139	296	268	268	32	32
TOTALS	RPI 1-25	RPI 26-50	W-L RECORDS	RPI 51-100	RPI 101-999	RPI 201+			
6- 10	0- 0	0- 0	OVERALL	0- 1	6- 9	6- 3			
2- 2	0- 0	0- 0	HOME	0- 0	2- 2	2- 2			
4- 6	0- 0	0- 0	AWAY	0- 1	4- 1	4- 0			
0- 2	0- 0	0- 0	NEUTRAL	0- 0	0- 2	0- 0			
1- 7	0- 0	0- 0	NON-CONFERENCE	0- 1	1- 6	1- 0			
0- 0	0- 0	0- 0	HOME	0- 0	0- 0	0- 0			
1- 5	0- 0	0- 0	AWAY	0- 1	1- 4	1- 0			
0- 2	0- 0	0- 0	NEUTRAL	0- 0	0- 2	0- 0			
5- 3	0- 0	0- 0	CONFERENCE	0- 0	5- 3	5- 3			
2- 2	0- 0	0- 0	HOME	0- 0	2- 2	2- 2			
3- 1	0- 0	0- 0	AWAY	0- 0	3- 1	3- 1			
0- 0	0- 0	0- 0	NEUTRAL	0- 0	0- 0	0- 0			

RPI 1-25				RPI 26-50				RPI 51-100				RPI 101+				Team's RPI: 274	
RPI	S	Opponent	Score	RPI	S	Opponent	Score	RPI	S	Opponent	Score	RPI	S	Opponent	Score		
								94	A	Central Ark.	52	75	119	A	Louisiana	47	67
												122	A	Southern Miss.	67	72	
												133	N	SFA	79	83	
												153	A	Wichita St.	46	87	
												180	N	Oral Roberts	52	76	
												194	A	Louisiana Tech	50	87	
												252	H	Grambling	68	75	
												259	A	Texas Southern	57	91	
												283	H	Alabama A&M	57	52	
												296	A	Prairie View	73	72	
												297	H	Jackson St.	51	74	
												298	A	Southeastern La.	84	77	
												317	H	Alabama St.	73	41	
												341	A	Ark.-Pine Bluff	80	77	
												345	A	Mississippi Val.	76	70	
LAST 12 Division I GAMES:																	
317	H	Alabama St.	73	41	259	A	Texas Southern	57	91								
283	H	Alabama A&M	57	52	296	A	Prairie View	73	72								
341	A	Ark.-Pine Bluff	80	77	194	A	Louisiana Tech	50	87								
345	A	Mississippi Val.	76	70	119	A	Louisiana	47	67								
252	H	Grambling	68	75	153	A	Wichita St.	46	87								
297	H	Jackson St.	51	74	180	N	Oral Roberts	52	76								

Non-Div I Games: Tougaloo 76 64 Blue Mountain (MS) 76 35 LeMoyne-Owen 81 54

Alcorn

Loss, Non-Conf, S Site, H Home A Away N Neutral

Average RPI Win:	202	WON-LOST	WINNING	LAST 10	STRENGTH OF	OPP. STRENGTH	TEAM	ADJ.	CONF.	ADJ CONF.
Average RPI Loss:	80	RECORD	PCT. RANK	GAMES	SCHEDULE	OF SCHEDULE	RPI	RPI	RPI	RPI
DIV. I ONLY	15- 4	32	9- 1	191	145	67	67	15	15	
DIV. I NON-CONF.	7- 4	102	3- 1	227	104	105	105	18	18	

TOTALS	RPI 1-25	RPI 26-50	W-L RECORDS	RPI 51-100	RPI 101-999	RPI 201+				
15- 4	0- 0	0- 1	OVERALL	2- 2	13- 1	8- 0				
8- 0	0- 0	0- 0	HOME	2- 0	6- 0	3- 0				
7- 3	0- 0	0- 0	AWAY	0- 2	7- 1	5- 0				
0- 1	0- 0	0- 1	NEUTRAL	0- 0	0- 0	0- 0				
7- 4	0- 0	0- 1	NON-CONFERENCE	1- 2	6- 1	5- 0				
4- 0	0- 0	0- 0	HOME	1- 0	3- 0	3- 0				
3- 3	0- 0	0- 0	AWAY	0- 2	3- 1	2- 0				
0- 1	0- 0	0- 1	NEUTRAL	0- 0	0- 0	0- 0				
8- 0	0- 0	0- 0	CONFERENCE	1- 0	7- 0	3- 0				
4- 0	0- 0	0- 0	HOME	1- 0	3- 0	0- 0				
4- 0	0- 0	0- 0	AWAY	0- 0	4- 0	3- 0				
0- 0	0- 0	0- 0	NEUTRAL	0- 0	0- 0	0- 0				

American

American

RPI S	Opponent	Score	RPI S	Opponent	Score	RPI S	Opponent	Score	RPI S	Opponent	Score
			27 N	Villanova	60 65	78 H	Penn St.	75 66	104 A	George Mason	53 71
						83 H	Navy	46 41	157 H	Lehigh	82 64
						91 A	George Washington	44 61	158 A	Tulsa	72 67
						99 A	Delaware	56 72	159 H	Boston U.	66 50
									181 H	Bucknell	68 58
									196 A	Army West Point	64 46
									202 H	Denver	66 53
									203 H	La Salle	66 48
									235 H	Youngstown St.	78 72
									238 A	Lafayette	74 67
									241 A	Loyola Maryland	71 58
									270 A	Colgate	77 55
									302 A	Vermont	64 62
									328 A	UMBC	61 48
LAST 12 Division I GAMES:											
238 A	Lafayette	74 67	270 A	Colgate	77 55						
159 H	Boston U.	66 50	181 H	Bucknell	68 58						
157 H	Lehigh	82 64	78 H	Penn St.	75 66						
241 A	Loyola Maryland	71 58	91 A	George Washington	44 61						
196 A	Army West Point	64 46	202 H	Denver	66 53						
83 H	Navy	46 41	235 H	Youngstown St.	78 72						

Non-Div I Games:

American

■ Loss,
 ■ Non-Conf,
 ■ S Site,
 ■ Home
 ■ A Away
 N Neutral

Average RPI Win:	310	WON-LOST	WINNING	LAST 10	STRENGTH OF	OPP. STRENGTH	TEAM	ADJ.	CONF.	ADJ CONF.
Average RPI Loss:	149	RECORD	PCT. RANK	GAMES	SCHEDULE	OF SCHEDULE	RPI	RPI	RPI	RPI
DIV. I ONLY	5- 14	291	4- 6	243	228	281	281	23	23	
DIV. I NON-CONF.	2- 9	295	1- 3	155	234	261	261	23	23	

TOTALS	RPI 1-25	RPI 26-50	W-L RECORDS	RPI 51-100	RPI 101-999	RPI 201+				
5- 14	0- 0	0- 0	OVERALL	0- 4	5- 10	5- 4				
2- 6	0- 0	0- 0	HOME	0- 2	2- 4	2- 0				
3- 8	0- 0	0- 0	AWAY	0- 0	3- 4	3- 3				
0- 0	0- 0	0- 0	NEUTRAL	0- 0	0- 0	0- 0				
2- 9	0- 0	0- 0	NON-CONFERENCE	0- 3	2- 6	2- 3				
0- 4	0- 0	0- 0	HOME	0- 2	0- 2	0- 0				
2- 5	0- 0	0- 0	AWAY	0- 1	2- 4	2- 3				
0- 0	0- 0	0- 0	NEUTRAL	0- 0	0- 0	0- 0				
3- 5	0- 0	0- 0	CONFERENCE	0- 1	3- 4	3- 1				
2- 2	0- 0	0- 0	HOME	0- 0	2- 2	2- 0				
1- 3	0- 0	0- 0	AWAY	0- 1	1- 2	1- 1				
0- 0	0- 0	0- 0	NEUTRAL	0- 0	0- 0	0- 0				

RPI 1-25				RPI 26-50				RPI 51-100				RPI 101+				Team's RPI: 281
RPI	S	Opponent	Score	RPI	S	Opponent	Score	RPI	S	Opponent	Score	RPI	S	Opponent	Score	
								55	H	Georgia Tech	41 75	102	A	Wake Forest	49 78	
								84	A	North Carolina	43 56	119	A	Louisiana	45 61	
								90	H	UAB	59 70	127	H	ETSU	57 70	
								93	A	South Ala.	52 54	149	H	Davidson	57 59	
												161	H	Texas St.	54 69	
												175	H	UT Arlington	60 64	
												205	A	Radford	40 61	
												231	A	N.C. A&T	56 81	
												243	A	Troy	74 81	
												249	A	UNC Asheville	60 69	
												253	A	Col. of Charleston	76 70	
												308	H	Georgia St.	77 62	
												327	A	Marshall	56 54	
												330	A	La. -Monroe	71 67	
												331	H	Ga. Southern	87 56	

LAST 12 Division I GAMES:																
				93	A	South Ala.	52 54	175	H	UT Arlington	60 64					
				243	A	Troy	74 81	161	H	Texas St.	54 69					
				331	H	Ga. Southern	87 56	249	A	UNC Asheville	60 69					
				308	H	Georgia St.	77 62	327	A	Marshall	56 54					
				330	A	La. -Monroe	71 67	102	A	Wake Forest	49 78					
				119	A	Louisiana	45 61	84	A	North Carolina	43 56					

Non-Div I Games:

Appalachian St.

Average RPI Win:	263	WON-LOST	WINNING	LAST 10	STRENGTH OF	OPP. STRENGTH	TEAM	ADJ.	CONF.	ADJ CONF.
Average RPI Loss:	139	RECORD	PCT. RANK	GAMES	SCHEDULE	OF SCHEDULE	RPI	RPI	RPI	RPI
DIV. I ONLY	5- 14	291	2- 8	216	125	285	285	4	4	
DIV. I NON-CONF.	4- 7	226	2- 2	343	293	339	339	3	3	

TOTALS	RPI 1-25	RPI 26-50	W-L RECORDS	RPI 51-100	RPI 101-999	RPI 201+				
5- 14	0- 2	0- 1	OVERALL	0- 4	5- 7	4- 5				
4- 6	0- 1	0- 1	HOME	0- 1	4- 3	3- 3				
1- 7	0- 1	0- 0	AWAY	0- 2	1- 4	1- 2				
0- 1	0- 0	0- 0	NEUTRAL	0- 1	0- 0	0- 0				
4- 7	0- 0	0- 0	NON-CONFERENCE	0- 1	4- 6	4- 5				
3- 3	0- 0	0- 0	HOME	0- 0	3- 3	3- 3				
1- 3	0- 0	0- 0	AWAY	0- 0	1- 3	1- 2				
0- 1	0- 0	0- 0	NEUTRAL	0- 1	0- 0	0- 0				
1- 7	0- 2	0- 1	CONFERENCE	0- 3	1- 1	0- 0				
1- 3	0- 1	0- 1	HOME	0- 1	1- 0	0- 0				
0- 4	0- 1	0- 0	AWAY	0- 2	0- 1	0- 0				
0- 0	0- 0	0- 0	NEUTRAL	0- 0	0- 0	0- 0				

RPI	S	Opponent	Score	RPI	S	Opponent	Score	RPI	S	Opponent	Score	RPI	S	Opponent	Score	Team's RPI: 285
5	A	Oregon	44 62	26	H	Stanford	46 61	51	A	Oregon St.	48 88	136	A	Col orado	60 79	
17	H	Cal i forn i a	51 53					62	A	Utah	55 89	136	H	Col orado	72 63	
								62	H	Utah	56 80	169	A	Loyol a Marymount	70 84	
								71	N	TCU	59 68	223	A	CSUN	63 66	
												229	H	San Di ego St.	67 78	
												236	H	Hawai i	60 65	
												245	H	New Mexico St.	83 44	
												291	A	Utah St.	65 49	
												305	H	Southern Utah	76 74	
												323	A	Northern Ari z.	66 84	
												334	H	Long Beach St.	72 80	
												336	H	Iona	71 58	

LAST 12 Di vi si on I GAMES:																
62	H	Utah	56 80	136	A	Col orado	60 79	62	A	Utah	55 89	305	H	Southern Utah	76 74	
136	H	Col orado	72 63	236	H	Hawai i	60 65	245	H	New Mexico St.	83 44	323	A	Northern Ari z.	66 84	
51	A	Oregon St.	48 88	27	H	Cal i forn i a	51 53									
5	A	Oregon	44 62	26	H	Stanford	46 61									

Non-Di v I Games:

Ari zona

Average RPI Win:	345	WON-LOST	WINNING	LAST 10	STRENGTH OF	OPP. STRENGTH	TEAM	ADJ.	CONF.	ADJ CONF.
Average RPI Loss:	203	RECORD	PCT. RANK	GAMES	SCHEDULE	OF SCHEDULE	RPI	RPI	RPI	RPI
DIV. I ONLY	1- 14	339	1- 9	301	284	341	341	32	32	
DIV. I NON-CONF.	0- 8	337	0- 5	118	148	314	314	32	32	

TOTALS	RPI 1-25	RPI 26-50	W-L RECORDS	RPI 51-100	RPI 101-999	RPI 201+				
1- 14	0- 0	0- 1	OVERALL	0- 2	1- 11	1- 9				
0- 2	0- 0	0- 0	HOME	0- 0	0- 2	0- 2				
1- 10	0- 0	0- 0	AWAY	0- 0	1- 0	1- 0				
0- 2	0- 0	0- 0	NEUTRAL	0- 0	0- 2	0- 1				
0- 8	0- 0	0- 1	NON-CONFERENCE	0- 2	0- 5	0- 3				
0- 0	0- 0	0- 0	HOME	0- 0	0- 0	0- 0				
0- 6	0- 0	0- 1	AWAY	0- 2	0- 3	0- 2				
0- 2	0- 0	0- 0	NEUTRAL	0- 0	0- 2	0- 1				
1- 6	0- 0	0- 0	CONFERENCE	0- 0	1- 6	1- 6				
0- 2	0- 0	0- 0	HOME	0- 0	0- 2	0- 2				
1- 4	0- 0	0- 0	AWAY	0- 0	1- 4	1- 4				
0- 0	0- 0	0- 0	NEUTRAL	0- 0	0- 0	0- 0				

RPI 1-25				RPI 26-50				RPI 51-100				RPI 101+				Team's RPI: 341
RPI	S	Opponent	Score	RPI	S	Opponent	Score	RPI	S	Opponent	Score	RPI	S	Opponent	Score	
				31	A	Iowa	45 85	60	A	Dayton	43 81	158	A	Tulsa	37 87	
								61	A	Nebraska	52 73	160	N	Oakland	37 69	
												204	H	Southern U.	52 71	
												232	A	Texas Tech	47 74	
												234	A	Austin Peay	61 97	
												259	A	Texas Southern	52 58	
												273	N	Towson	44 70	
												274	H	Alcorn	77 80	
												283	A	Alabama A&M	49 52	
												296	A	Prairie View	52 64	
												317	A	Alabama St.	54 63	
												345	A	Mississippi Val.	64 59	
LAST 12 Division I GAMES:																
259	A	Texas Southern	52 58	345	A	Mississippi Val.	64 59									
296	A	Prairie View	52 64	160	N	Oakland	37 69									
274	H	Alcorn	77 80	273	N	Towson	44 70									
204	H	Southern U.	52 71	31	A	Iowa	45 85									
317	A	Alabama St.	54 63	158	A	Tulsa	37 87									
283	A	Alabama A&M	49 52	61	A	Nebraska	52 73									

Non-Div I Games: Tougalo 71 51 Philander Smith 81 73

Ark. -Pine Bluff

■ Loss,
 ■ Non-Conf,
 ■ S Site,
 ■ Home
 ■ A Away
 N Neutral

Average RPI Win:	196	WON-LOST	WINNING	LAST 10	STRENGTH OF	OPP. STRENGTH	TEAM	ADJ.	CONF.	ADJ CONF.
Average RPI Loss:	70	RECORD	PCT. RANK	GAMES	SCHEDULE	OF SCHEDULE	RPI	RPI	RPI	RPI
DIV. I ONLY	11- 9	148	4- 6	35	90	82	82	2	2	
DIV. I NON-CONF.	9- 4	82	4- 1	158	169	74	74	2	2	

TOTALS	RPI 1-25	RPI 26-50	W-L RECORDS	RPI 51-100	RPI 101-999	RPI 201+				
11- 9	0- 3	0- 1	OVERALL	0- 2	11- 3	4- 0				
8- 2	0- 0	0- 0	HOME	0- 1	8- 1	3- 0				
2- 7	0- 3	0- 1	AWAY	0- 1	2- 2	0- 0				
1- 0	0- 0	0- 0	NEUTRAL	0- 0	1- 0	1- 0				
9- 4	0- 0	0- 1	NON-CONFERENCE	0- 1	9- 2	4- 0				
7- 0	0- 0	0- 0	HOME	0- 0	7- 0	3- 0				
1- 4	0- 0	0- 1	AWAY	0- 1	1- 2	0- 0				
1- 0	0- 0	0- 0	NEUTRAL	0- 0	1- 0	1- 0				
2- 5	0- 3	0- 0	CONFERENCE	0- 1	2- 1	0- 0				
1- 2	0- 0	0- 0	HOME	0- 1	1- 1	0- 0				
1- 3	0- 3	0- 0	AWAY	0- 0	1- 0	0- 0				
0- 0	0- 0	0- 0	NEUTRAL	0- 0	0- 0	0- 0				

RPI 1-25				RPI 26-50				RPI 51-100				Team's RPI : 82				RPI 101+			
RPI	S	Opponent	Score	RPI	S	Opponent	Score	RPI	S	Opponent	Score	RPI	S	Opponent	Score	RPI	S	Opponent	Score
3	A	Mississippi St.	69 111	32	A	Arizona St.	43 89	61	A	Nebraska	69 80	103	H	Ole Miss	73 72				
11	A	Missouri	54 88					74	H	Alabama	76 83	107	A	Auburn	68 58				
21	A	Georgia	65 78									112	A	Kansas	60 71				
												128	A	UTEP	61 64				
												158	H	Tulsa	67 41				
												175	H	UT Arlington	91 57				
												176	H	Samford	84 63				
												180	A	Oral Roberts	77 66				
												191	H	Florida	51 65				
												193	H	Charlotte	73 72				
												227	H	Abilene Christian	79 65				
												245	N	New Mexico St.	69 60				
												252	H	Grambling	79 62				
												339	H	Sam Houston St.	65 54				
LAST 12 Division I GAMES:																			
11	A	Missouri	54 88	103	H	Ole Miss	73 72	252	H	Grambling	79 62	32	A	Arizona St.	43 89	175	H	UT Arlington	91 57
191	H	Florida	51 65	74	H	Alabama	76 83	158	H	Tulsa	67 41	193	H	Charlotte	73 72				
107	A	Auburn	68 58																
21	A	Georgia	65 78																
74	H	Alabama	76 83																
3	A	Mississippi St.	69 111																

Non-Div I Games:

Arkansas

Average RPI Win:	256	WON-LOST	WINNING	LAST 10	STRENGTH OF	OPP. STRENGTH	TEAM	ADJ.	CONF.	ADJ CONF.
Average RPI Loss:	111	RECORD	PCT. RANK	GAMES	SCHEDULE	OF SCHEDULE	RPI	RPI	RPI	RPI
DIV. I ONLY	9- 9	170	5- 5	257	150	214	214	23	23	
DIV. I NON-CONF.	5- 6	187	2- 3	185	95	181	181	23	23	

TOTALS	RPI 1-25	RPI 26-50	W-L RECORDS	RPI 51-100	RPI 101-999	RPI 201+				
9- 9	0- 0	0- 1	OVERALL	0- 2	9- 6	6- 0				
6- 3	0- 0	0- 0	HOME	0- 1	6- 2	4- 0				
3- 6	0- 0	0- 1	AWAY	0- 1	3- 4	2- 0				
0- 0	0- 0	0- 0	NEUTRAL	0- 0	0- 0	0- 0				
5- 6	0- 0	0- 1	NON-CONFERENCE	0- 2	5- 3	3- 0				
4- 1	0- 0	0- 0	HOME	0- 1	4- 0	3- 0				
1- 5	0- 0	0- 1	AWAY	0- 1	1- 3	0- 0				
0- 0	0- 0	0- 0	NEUTRAL	0- 0	0- 0	0- 0				
4- 3	0- 0	0- 0	CONFERENCE	0- 0	4- 3	3- 0				
2- 2	0- 0	0- 0	HOME	0- 0	2- 2	1- 0				
2- 1	0- 0	0- 0	AWAY	0- 0	2- 1	2- 0				
0- 0	0- 0	0- 0	NEUTRAL	0- 0	0- 0	0- 0				

RPI 1-25				RPI 26-50				RPI 51-100				RPI 101+				Team's RPI: 214
RPI	S	Opponent	Score	RPI	S	Opponent	Score	RPI	S	Opponent	Score	RPI	S	Opponent	Score	
				29	A	South Fla.	55 98	72	A	Indiana	51 93	103	A	Ole Miss	48 74	
								76	H	Belmont	52 83	119	H	Louisiana	75 77	
												125	A	Little Rock	43 53	
												128	H	UTEP	76 73	
												155	A	Pittsburgh	47 87	
												158	A	Tulsa	58 68	
												161	H	Texas St.	55 67	
												175	H	UT Arlington	85 80	
												191	A	Florida	70 69	
												246	H	UT Martin	84 73	
												252	H	Grambling	76 56	
												308	A	Georgia St.	75 58	
												330	H	La.-Monroe	76 62	
												331	A	Ga. Southern	71 62	
												346	H	Tennessee St.	68 62	

LAST 12 Division I GAMES:																
				125	A	Little Rock	43 53	330	H	La.-Monroe	76 62					
				175	H	UT Arlington	85 80	158	A	Tulsa	58 68					
				161	H	Texas St.	55 67	252	H	Grambling	76 56					
				308	A	Georgia St.	75 58	76	H	Belmont	52 83					
				331	A	Ga. Southern	71 62	128	H	UTEP	76 73					
				119	H	Louisiana	75 77	103	A	Ole Miss	48 74					

Non-Div I Games:

Arkansas St.

Average RPI Win:	223	WON-LOST	WINNING	LAST 10	STRENGTH OF	OPP. STRENGTH	TEAM	ADJ.	CONF.	ADJ CONF.
Average RPI Loss:	155	RECORD	PCT. RANK	GAMES	SCHEDULE	OF SCHEDULE	RPI	RPI	RPI	RPI
DIV. I ONLY	8- 10	206	2- 7	159	256	196	196	15	15	
DIV. I NON-CONF.	6- 4	122	1- 2	235	294	153	153	18	18	

TOTALS	RPI 1-25	RPI 26-50	W-L RECORDS	RPI 51-100	RPI 101-999	RPI 201+				
8- 10	0- 1	0- 0	OVERALL	0- 3	8- 6	5- 3				
4- 4	0- 0	0- 0	HOME	0- 2	4- 2	2- 1				
4- 6	0- 1	0- 0	AWAY	0- 1	4- 4	3- 2				
0- 0	0- 0	0- 0	NEUTRAL	0- 0	0- 0	0- 0				
6- 4	0- 1	0- 0	NON-CONFERENCE	0- 1	6- 2	3- 2				
4- 1	0- 0	0- 0	HOME	0- 1	4- 0	2- 0				
2- 3	0- 1	0- 0	AWAY	0- 0	2- 2	1- 2				
0- 0	0- 0	0- 0	NEUTRAL	0- 0	0- 0	0- 0				
2- 6	0- 0	0- 0	CONFERENCE	0- 2	2- 4	2- 1				
0- 3	0- 0	0- 0	HOME	0- 1	0- 2	0- 1				
2- 3	0- 0	0- 0	AWAY	0- 1	2- 2	2- 0				
0- 0	0- 0	0- 0	NEUTRAL	0- 0	0- 0	0- 0				

RPI 1-25				RPI 26-50				RPI 51-100				RPI 101+				Team's RPI: 196
RPI	S	Opponent	Score	RPI	S	Opponent	Score	RPI	S	Opponent	Score	RPI	S	Opponent	Score	
19	A	Marquette	53 83					67	H	American	46 64	105	H	Dartmouth	71 56	
								83	A	Navy	44 70	126	A	Yale	82 65	
								99	H	Delaware	59 70	157	A	Lehigh	55 59	
												159	H	Boston U.	59 60	
												168	H	Binghamton	73 61	
												181	A	Bucknell	36 60	
												220	H	Holy Cross	62 70	
												238	A	Lafayette	65 60	
												241	A	Loyola Maryland	69 62	
												251	H	LIU Brooklyn	71 37	
												279	A	St. Francis Brooklyn	52 73	
												290	A	Fairleigh Dickinson	56 58	
												311	A	Air Force	65 59	
												340	H	NJIT	79 49	

LAST 12 Division I GAMES:																
157	A	Lehigh	55 59	241	A	Loyola Maryland	69 62									
220	H	Holy Cross	62 70	159	H	Boston U.	59 60									
83	A	Navy	44 70	19	A	Marquette	53 83									
238	A	Lafayette	65 60	99	H	Delaware	59 70									
67	H	American	46 64	311	A	Air Force	65 59									
181	A	Bucknell	36 60	105	H	Dartmouth	71 56									

Non-Div I Games: St. Joseph's (Brkln) 107 46

Army West Point

Average RPI	Win: 199	WON-LOST RECORD	WINNING PCT. RANK	LAST 10 GAMES	STRENGTH OF SCHEDULE	OPP. STRENGTH OF SCHEDULE	TEAM RPI	ADJ. RPI	CONF. RPI	ADJ CONF. RPI
Average RPI	Loss: 61									
DIV. I ONLY	9- 9	170	3- 6	59	66	107	107	2	2	
DIV. I NON-CONF.	8- 3	65	4- 0	243	164	106	106	2	2	

TOTALS	RPI 1-25	RPI 26-50	W-L RECORDS	RPI 51-100	RPI 101-999	RPI 201+				
9- 9	0- 4	0- 1	OVERALL	1- 3	8- 1	4- 0				
6- 2	0- 1	0- 0	HOME	0- 1	6- 0	4- 0				
2- 5	0- 3	0- 1	AWAY	1- 1	1- 0	0- 0				
1- 2	0- 0	0- 0	NEUTRAL	0- 1	1- 1	0- 0				
8- 3	0- 0	0- 0	NON-CONFERENCE	1- 2	7- 1	4- 0				
5- 0	0- 0	0- 0	HOME	0- 0	5- 0	4- 0				
2- 1	0- 0	0- 0	AWAY	1- 1	1- 0	0- 0				
1- 2	0- 0	0- 0	NEUTRAL	0- 1	1- 1	0- 0				
1- 6	0- 4	0- 1	CONFERENCE	0- 1	1- 0	0- 0				
1- 2	0- 1	0- 0	HOME	0- 1	1- 0	0- 0				
0- 4	0- 3	0- 1	AWAY	0- 0	0- 0	0- 0				
0- 0	0- 0	0- 0	NEUTRAL	0- 0	0- 0	0- 0				

RPI	S	Opponent	Score	RPI	S	Opponent	Score	RPI	S	Opponent	Score	RPI	S	Opponent	Score	Team's RPI: 107
9	A	Tennessee	59 70	42	A	LSU	56 59	72	A	Indiana	65 53	119	A	Louisiana	70 60	
15	H	Texas A&M	73 82					73	A	Virginia Tech	63 72	152	N	Georgetown	60 40	
21	A	Georgia	48 60					82	H	Arkansas	58 68	188	N	Northwestern	48 49	
22	A	South Carolina	63 71					96	N	Chattanooga	41 50	191	H	Florida	84 55	
												194	H	Louisiana Tech	75 59	
												204	H	Southern U.	65 47	
												231	H	N. C. A&T	63 53	
												298	H	Southeastern La.	80 46	
												330	H	La. -Monroe	67 41	

LAST 12 Division I GAMES:																
21	A	Georgia	48 60	191	H	Florida	84 55	298	H	Southeastern La.	80 46	204	H	Southern U.	65 47	
42	A	LSU	56 59	72	A	Indiana	65 53	119	A	Louisiana	70 60	73	A	Virginia Tech	63 72	
82	H	Arkansas	58 68	96	N	Chattanooga	41 50	73	A	Indiana	65 53	82	H	Arkansas	58 68	
22	A	South Carolina	63 71					330	H	La. -Monroe	67 41	152	N	Georgetown	60 40	
15	H	Texas A&M	73 82									188	N	Northwestern	48 49	
9	A	Tennessee	59 70									191	H	Florida	84 55	

Non-Div I Games: Xavier (LA) 70 44

Auburn

Average RPI Win:	292	WON-LOST	WINNING	LAST 10	STRENGTH OF	OPP. STRENGTH	TEAM	ADJ.	CONF.	ADJ CONF.
Average RPI Loss:	135	RECORD	PCT. RANK	GAMES	SCHEDULE	OF SCHEDULE	RPI	RPI	RPI	RPI
DIV. I ONLY	9- 8	155	4- 6	331	235	234	234	26	26	
DIV. I NON-CONF.	5- 4	146	1- 3	320	269	210	210	27	27	
<hr/>										
TOTALS	RPI 1-25	RPI 26-50	W-L RECORDS	RPI 51-100	RPI 101-999	RPI 201+				
9- 8	0- 0	0- 1	OVERALL	0- 2	9- 5	9- 1				
5- 2	0- 0	0- 0	HOME	0- 0	5- 2	5- 0				
4- 6	0- 0	0- 0	AWAY	0- 1	4- 1	4- 0				
0- 0	0- 0	0- 0	NEUTRAL	0- 0	0- 0	0- 0				
5- 4	0- 0	0- 1	NON-CONFERENCE	0- 1	5- 2	5- 0				
2- 1	0- 0	0- 0	HOME	0- 0	2- 1	2- 0				
3- 3	0- 0	0- 1	AWAY	0- 1	3- 1	3- 0				
0- 0	0- 0	0- 0	NEUTRAL	0- 0	0- 0	0- 0				
4- 4	0- 0	0- 0	CONFERENCE	0- 1	4- 3	4- 1				
3- 1	0- 0	0- 0	HOME	0- 0	3- 1	3- 0				
1- 3	0- 0	0- 0	AWAY	0- 1	1- 2	1- 1				
0- 0	0- 0	0- 0	NEUTRAL	0- 0	0- 0	0- 0				

RPI 1-25				RPI 26-50				RPI 51-100				RPI 101+				Team's RPI: 234	
RPI	S	Opponent	Score	RPI	S	Opponent	Score	RPI	S	Opponent	Score	RPI	S	Opponent	Score		
				35	A	Ball St.	57 89	76	A	Belmont	75 78	109	H	Western Ill.	68 81		
								79	A	Butler	54 75	135	A	Jacksonville St.	47 65		
												151	H	SIUE	38 61		
												166	A	Illinois	47 59		
												208	H	Southeast Mo. St.	66 65		
												246	H	UT Martin	69 62		
												254	A	Lipscomb	71 63		
												262	A	Northern Ky.	53 52		
												283	A	Alabama A&M	55 52		
												325	A	Tennessee Tech	59 63		
												341	H	Ark. -Pine Bluff	97 61		
												342	H	Eastern Ill.	69 59		
												346	A	Tennessee St.	75 59		
												347	H	Evansville	82 73		
LAST 12 Division I GAMES:																	
				76	A	Belmont	75 78	342	H	Eastern Ill.	69 59						
				346	A	Tennessee St.	75 59	151	H	SIUE	38 61						
				135	A	Jacksonville St.	47 65	35	A	Ball St.	57 89						
				325	A	Tennessee Tech	59 63	166	A	Illinois	47 59						
				208	H	Southeast Mo. St.	66 65	109	H	Western Ill.	68 81						
				246	H	UT Martin	69 62	262	A	Northern Ky.	53 52						

Non-Div I Games: Christian Bros. 73 50 Trevecca Nazarene 80 72

Austin Peay

Average RPI Win:	215	WON-LOST	WINNING	LAST 10	STRENGTH OF	OPP. STRENGTH	TEAM	ADJ.	CONF.	ADJ CONF.
Average RPI Loss:	116	RECORD	PCT. RANK	GAMES	SCHEDULE	OF SCHEDULE	RPI	RPI	RPI	RPI
DIV. I ONLY	11- 8	126	7- 3	162	139	116	116	12	12	
DIV. I NON-CONF.	5- 6	187	2- 2	132	135	175	175	10	10	

TOTALS	RPI 1-25	RPI 26-50	W-L RECORDS	RPI 51-100	RPI 101-999	RPI 201+				
11- 8	0- 2	0- 1	OVERALL	1- 1	10- 4	6- 1				
7- 2	0- 1	0- 0	HOME	1- 0	6- 1	4- 1				
4- 6	0- 1	0- 1	AWAY	0- 1	4- 3	2- 0				
0- 0	0- 0	0- 0	NEUTRAL	0- 0	0- 0	0- 0				
5- 6	0- 2	0- 1	NON-CONFERENCE	1- 0	4- 3	4- 1				
4- 2	0- 1	0- 0	HOME	1- 0	3- 1	3- 1				
1- 4	0- 1	0- 1	AWAY	0- 0	1- 2	1- 0				
0- 0	0- 0	0- 0	NEUTRAL	0- 0	0- 0	0- 0				
6- 2	0- 0	0- 0	CONFERENCE	0- 1	6- 1	2- 0				
3- 0	0- 0	0- 0	HOME	0- 0	3- 0	1- 0				
3- 2	0- 0	0- 0	AWAY	0- 1	3- 1	1- 0				
0- 0	0- 0	0- 0	NEUTRAL	0- 0	0- 0	0- 0				

RPI 1-25				RPI 26-50				RPI 51-100				RPI 101+				Team's RPI: 116
RPI	S	Opponent	Score	RPI	S	Opponent	Score	RPI	S	Opponent	Score	RPI	S	Opponent	Score	
17	A	Cal i forni a	45 70	40	A	Northern Colo.	74 79	62	H	Utah	77 68	129	H	Paci fi c	77 65	
21	H	Georgi a	63 79					65	A	Saint Mary's (CA)	49 57	134	A	Washi ngton	72 80	
												169	A	Loyol a Marymount	67 55	
												171	A	San Di ego	69 70	
												174	H	San Franci sco	70 66	
												185	A	Colorado St.	54 56	
												201	A	Pepperdi ne	73 67	
												210	A	Eastern Wash.	73 69	
												222	H	Montana St.	75 54	
												269	H	Santa Clara	65 47	
												291	H	Utah St.	69 76	
												301	H	Utah Valley	75 54	
												305	H	Southern Utah	75 67	
												321	A	Portl and	72 58	

LAST 12 Di vi si on I GAMES:																
171	A	San Di ego	69 70	65	A	Saint Mary's (CA)	49 57									
169	A	Loyol a Marymount	67 55	321	A	Portl and	72 58									
269	H	Santa Clara	65 47	222	H	Montana St.	75 54									
201	A	Pepperdi ne	73 67	17	A	Cal i forni a	45 70									
129	H	Paci fi c	77 65	62	H	Utah	77 68									
174	H	San Franci sco	70 66	291	H	Utah St.	69 76									

Non-Di v I Games:

BYU

Loss,
Non-Conf,
S Site,
H Home
A Away
N Neutral

Average RPI Win: 157

Average RPI Loss: 35

WON-LOST
RECORDWINNING
PCT. RANKLAST 10
GAMESSTRENGTH OF
SCHEDULEOPP. STRENGTH
OF SCHEDULETEAM
RPIADJ.
RPICONF.
RPIADJ CONF.
RPIDIV. I ONLY
DIV. I NON-CONF.14- 3
10- 024
16- 3
4- 087
17282
10535
1835
187
87
8

TOTALS

RPI 1-25

RPI 26-50

W-L RECORDS

RPI 51-100

RPI 101-999

RPI 201+

14- 3

0- 1

1- 2

OVERALL

2- 0

11- 0

5- 0

7- 2

0- 1

0- 1

HOME

2- 0

5- 0

3- 0

7- 1

0- 0

1- 1

AWAY

0- 0

6- 0

2- 0

0- 0

0- 0

0- 0

NEUTRAL

0- 0

0- 0

0- 0

10- 0

0- 0

1- 0

NON-CONFERENCE

2- 0

7- 0

4- 0

6- 0

0- 0

0- 0

HOME

2- 0

4- 0

3- 0

4- 0

0- 0

1- 0

AWAY

0- 0

3- 0

1- 0

0- 0

0- 0

0- 0

NEUTRAL

0- 0

0- 0

0- 0

4- 3

0- 1

0- 2

CONFERENCE

0- 0

4- 0

1- 0

1- 2

0- 1

0- 1

HOME

0- 0

1- 0

0- 0

3- 1

0- 0

0- 1

AWAY

0- 0

3- 0

1- 0

0- 0

0- 0

0- 0

NEUTRAL

0- 0

0- 0






0- 0

RPI 1-25



RPI S Opponent
20  BuffaloScore
80  84

RPI 26-50












Team's RPI: 35

RPI S Opponent
39  Central Mi ch.
45  Toledo
47  PurdueScore
65  69
66  72
66 60
















RPI 51-100

RPI S Opponent
57  Western Ky.
79  ButlerScore
93 81
87 75

RPI 101+

RPI S Opponent
115  Kent St.
117  Missouri St.
124  Miami (OH)
130  Bowling Green
131  Vanderbilt
132  Cleveland St.
208  Southeast Mo. St.
219  Akron
234  Austin Peay
254  Lipscomb
346  Tennessee St.Score
79 58
70 58
86 61
84 73
88 79
76 64
69 56
74 61
89 57
84 46
85 65

LAST 12 Division I GAMES:

115  Kent St.
45  Toledo
20  Buffalo
219  Akron
130  Bowling Green
124  Miami (OH)79 58
66  72
80  84
74 61
84 73
86 6139  Central Mi ch.
57  Western Ky.
234  Austin Peay
208  Southeast Mo. St.
47  Purdue
79  Butler65  69
93 81
89 57
69 56
66 60
87 75

Non-Div I Games:

Oakland City

126 55

Ball St.

Average RPI	Win:	140	WON-LOST	WINNING	LAST 10	STRENGTH OF	OPP. STRENGTH	TEAM	ADJ.	CONF.	ADJ CONF.
Average RPI	Loss:	8	RECORD	PCT. RANK	GAMES	SCHEDULE	OF SCHEDULE	RPI	RPI	RPI	RPI
DIV. I ONLY		17- 1	4	10- 0	109	27	12	12	5	5	
DIV. I NON-CONF.		10- 1	16	5- 0	117	56	17	17	6	6	

TOTALS	RPI 1-25		RPI 26-50		W-L RECORDS	RPI 51-100		RPI 101-999		RPI 201+	
17- 1	0- 1		2- 0		OVERALL	4- 0		11- 0		4- 0	
10- 0	0- 0		1- 0		HOME	2- 0		7- 0		3- 0	
5- 1	0- 1		1- 0		AWAY	1- 0		3- 0		1- 0	
2- 0	0- 0		0- 0		NEUTRAL	1- 0		1- 0		0- 0	
10- 1	0- 1		1- 0		NON-CONFERENCE	2- 0		7- 0		3- 0	
7- 0	0- 0		1- 0		HOME	1- 0		5- 0		2- 0	
1- 1	0- 1		0- 0		AWAY	0- 0		1- 0		1- 0	
2- 0	0- 0		0- 0		NEUTRAL	1- 0		1- 0		0- 0	
7- 0	0- 0		1- 0		CONFERENCE	2- 0		4- 0		1- 0	
3- 0	0- 0		0- 0		HOME	1- 0		2- 0		1- 0	
4- 0	0- 0		1- 0		AWAY	1- 0		2- 0		0- 0	
0- 0	0- 0		0- 0		NEUTRAL	0- 0		0- 0		0- 0	

RPI	S	Opponent	Score	RPI	S	Opponent	Score	RPI	S	Opponent	Score	RPI	S	Opponent	Score
8	A	UCLA	68 82	26	H	Stanford	81 57	55	N	Georgi a Tech	80 57	111	H	Kentucky	90 63
				34	A	Okl ahoma	74 52	68	A	Kansas St.	88 58	112	A	Kansas	83 48
								68	H	Kansas St.	75 50	117	N	Mi ssouri St.	100 58
								94	H	Central Ark.	86 55	138	H	North Dakota	105 43
												150	H	Lamar Uni versi ty	121 62
												162	A	Iowa St.	79 50
												162	H	Iowa St.	89 49
												232	H	Texas Tech	97 49
												255	A	Ni choll s St.	85 43
												294	H	McNeese	95 34
												307	H	Coppin St.	100 54

LAST 12 Di vi si on I GAMES:															
68	H	Kansas St.	75 50	68	A	Kansas St.	88 58	255	A	Ni choll s St.	85 43	138	H	North Dakota	105 43
162	A	Iowa St.	79 50	294	H	McNeese	95 34	26	H	Stanford	81 57	112	A	Kansas	83 48
34	A	Okl ahoma	74 52	117	H	Kentucky	90 63	162	H	Iowa St.	89 49	232	H	Texas Tech	97 49
112	A	Kansas	83 48												
162	H	Iowa St.	89 49												
232	H	Texas Tech	97 49												

Non-Di v I Games:

Bayl or

Average RPI Win:	208	WON-LOST	WINNING	LAST 10	STRENGTH OF	OPP. STRENGTH	TEAM	ADJ.	CONF.	ADJ CONF.
Average RPI Loss:	54	RECORD	PCT. RANK	GAMES	SCHEDULE	OF SCHEDULE	RPI	RPI	RPI	RPI
DIV. I ONLY	17- 3	13	9- 1	246	120	76	76	26	26	
DIV. I NON-CONF.	9- 3	61	3- 1	173	34	59	59	27	27	

TOTALS	RPI 1-25	RPI 26-50	W-L RECORDS	RPI 51-100	RPI 101-999	RPI 201+				
17- 3	0- 0	1- 2	OVERALL	1- 0	15- 1	10- 0				
7- 1	0- 0	0- 0	HOME	0- 0	7- 1	5- 0				
8- 1	0- 0	0- 0	AWAY	0- 0	8- 0	5- 0				
2- 1	0- 0	1- 1	NEUTRAL	1- 0	0- 0	0- 0				
9- 3	0- 0	1- 2	NON-CONFERENCE	1- 0	7- 1	4- 0				
3- 1	0- 0	0- 0	HOME	0- 0	3- 1	2- 0				
4- 1	0- 0	0- 1	AWAY	0- 0	4- 0	2- 0				
2- 1	0- 0	1- 1	NEUTRAL	1- 0	0- 0	0- 0				
8- 0	0- 0	0- 0	CONFERENCE	0- 0	8- 0	6- 0				
4- 0	0- 0	0- 0	HOME	0- 0	4- 0	3- 0				
4- 0	0- 0	0- 0	AWAY	0- 0	4- 0	3- 0				
0- 0	0- 0	0- 0	NEUTRAL	0- 0	0- 0	0- 0				

RPI 1-25				RPI 26-50				RPI 51-100				Team's RPI: 76				RPI 101+			
RPI	S	Opponent	Score	RPI	S	Opponent	Score	RPI	S	Opponent	Score	RPI	S	Opponent	Score	RPI	S	Opponent	Score
				26	N	Stanford	53 74	58	N	Gonzaga	71 63	101	H	Wright St.	81 91				
				34	A	Oklahoma	73 96					131	A	Vanderbilt	111 74				
				43	N	FGCU	75 65					135	H	Jacksonville St.	71 55				
												151	A	SIUE	72 55				
												158	A	Tulsa	90 65				
												176	H	Samford	83 46				
												208	A	Southeast Mo. St.	67 57				
												214	A	Arkansas St.	83 52				
												234	H	Austin Peay	78 75				
												246	A	UT Martin	65 63				
												254	A	Lipscomb	91 59				
												260	H	Presbyterian	90 48				
												300	H	Murray St.	70 65				
												309	H	Fort Wayne	74 42				
												325	H	Tennessee Tech	78 59				
												342	A	Eastern Ill.	86 58				
LAST 12 Division I GAMES:																			
				234	H	Austin Peay	78 75	246	A	UT Martin	65 63								
				300	H	Murray St.	70 65	208	A	Southeast Mo. St.	67 57								
				342	A	Eastern Ill.	86 58	131	A	Vanderbilt	111 74								
				151	A	SIUE	72 55	101	H	Wright St.	81 91								
				135	H	Jacksonville St.	71 55	214	A	Arkansas St.	83 52								
				325	H	Tennessee Tech	78 59	254	A	Lipscomb	91 59								

Non-Div I Games: Trevecca Nazarene 97 39

Belmont

Average RPI	Win:	268	WON-LOST	WINNING	LAST 10	STRENGTH OF	OPP. STRENGTH	TEAM	ADJ.	CONF.	ADJ CONF.
Average RPI	Loss:	178	RECORD	PCT. RANK	GAMES	SCHEDULE	OF SCHEDULE	RPI	RPI	RPI	RPI
DIV. I ONLY		11- 4		59	8- 2	339	319	198	198	31	31
DIV. I NON-CONF.		6- 4		122	4- 2	281	304	213	213	31	31

TOTALS	RPI 1-25		RPI 26-50		W-L RECORDS	RPI 51-100		RPI 101-999		RPI 201+	
11- 4	0- 0		0- 0		OVERALL	0- 1		11- 3		10- 2	
5- 2	0- 0		0- 0		HOME	0- 0		5- 2		5- 1	
4- 2	0- 0		0- 0		AWAY	0- 1		4- 1		4- 1	
2- 0	0- 0		0- 0		NEUTRAL	0- 0		2- 0		1- 0	
6- 4	0- 0		0- 0		NON-CONFERENCE	0- 1		6- 3		5- 2	
3- 2	0- 0		0- 0		HOME	0- 0		3- 2		3- 1	
1- 2	0- 0		0- 0		AWAY	0- 1		1- 1		1- 1	
2- 0	0- 0		0- 0		NEUTRAL	0- 0		2- 0		1- 0	
5- 0	0- 0		0- 0		CONFERENCE	0- 0		5- 0		5- 0	
2- 0	0- 0		0- 0		HOME	0- 0		2- 0		2- 0	
3- 0	0- 0		0- 0		AWAY	0- 0		3- 0		3- 0	
0- 0	0- 0		0- 0		NEUTRAL	0- 0		0- 0		0- 0	

RPI 1-25				RPI 26-50				RPI 51-100				RPI 101+ Team's RPI: 198					
RPI	S	Opponent	Score	RPI	S	Opponent	Score	RPI	S	Opponent	Score	RPI	S	Opponent	Score		
								64	A	Mi ami (FL)	39	85	114	H	Jacksonville	58	68
												161	N	Texas St.	62	56	
												204	H	Southern U.	68	56	
												224	N	Richmond	63	50	
												237	A	North Florida	63	70	
												239	A	Howard	59	55	
												277	H	Grand Canyon	69	60	
												280	A	FIU	77	59	
												296	H	Prairie View	77	52	
												298	H	Southeastern La.	58	60	
												303	A	Delaware St.	68	60	
												314	A	UMES	55	48	
												322	H	South Carolina St.	68	50	
												332	H	Florida A&M	44	42	
LAST 12 Division I GAMES:																	
303	A	Delaware St.	68	60	224	N	Richmond	63	50								
332	H	Florida A&M	44	42	161	N	Texas St.	62	56								
314	A	UMES	55	48	114	H	Jacksonville	58	68								
239	A	Howard	59	55	204	H	Southern U.	68	56								
322	H	South Carolina St.	68	50	277	H	Grand Canyon	69	60								
64	A	Mi ami (FL)	39	85	237	A	North Florida	63	70								

Non-Div I Games: Edward Waters 101 60 Palm Beach Atl. 61 48

Bethune-Cookman

Average RPI Win:	233	WON-LOST	WINNING	LAST 10	STRENGTH OF	OPP. STRENGTH	TEAM	ADJ.	CONF.	ADJ CONF.
Average RPI Loss:	155	RECORD	PCT. RANK	GAMES	SCHEDULE	OF SCHEDULE	RPI	RPI	RPI	RPI
DIV. I ONLY	11- 7	106	7- 3	262	276	168	168	20	20	
DIV. I NON-CONF.	8- 4	87	5- 1	324	272	185	185	24	24	

TOTALS	RPI 1-25	RPI 26-50	W-L RECORDS	RPI 51-100	RPI 101-999	RPI 201+				
11- 7	0- 0	0- 0	OVERALL	1- 1	10- 6	7- 1				
4- 3	0- 0	0- 0	HOME	0- 0	4- 3	1- 1				
6- 3	0- 0	0- 0	AWAY	1- 1	5- 2	5- 0				
1- 1	0- 0	0- 0	NEUTRAL	0- 0	1- 1	1- 0				
8- 4	0- 0	0- 0	NON-CONFERENCE	0- 0	8- 4	6- 0				
3- 1	0- 0	0- 0	HOME	0- 0	3- 1	1- 0				
4- 2	0- 0	0- 0	AWAY	0- 0	4- 2	4- 0				
1- 1	0- 0	0- 0	NEUTRAL	0- 0	1- 1	1- 0				
3- 3	0- 0	0- 0	CONFERENCE	1- 1	2- 2	1- 1				
1- 2	0- 0	0- 0	HOME	0- 0	1- 2	0- 1				
2- 1	0- 0	0- 0	AWAY	1- 1	1- 0	1- 0				
0- 0	0- 0	0- 0	NEUTRAL	0- 0	0- 0	0- 0				

RPI 1-25				RPI 26-50				RPI 51-100				RPI 101+				Team's RPI: 168
RPI	S	Opponent	Score	RPI	S	Opponent	Score	RPI	S	Opponent	Score	RPI	S	Opponent	Score	
								63	A	Al bany (NY)	46 63	105	H	Dartmouth	80 64	
								86	A	Maine	66 62	113	H	Penn	77 72	
												126	H	Yale	69 73	
												137	H	Hartford	64 59	
												141	H	New Hampshi re	61 63	
												158	N	Tul sa	55 60	
												181	A	Bucknel I	59 64	
												196	A	Army West Point	61 73	
												221	H	Stony Brook	59 67	
												266	A	Cornel I	66 58	
												268	A	Ri der	76 54	
												278	A	Bryant	55 47	
												305	A	Southern Utah	72 66	
												314	N	UMES	68 51	
												340	H	NJIT	67 36	
												349	A	UMass Lowell I	76 46	

LAST 12 Division I GAMES:																
				349	A	UMass Lowell I	76 46					105	H	Dartmouth	80 64	
				221	H	Stony Brook	59 67					268	A	Ri der	76 54	
				63	A	Al bany (NY)	46 63					266	A	Cornel I	66 58	
				137	H	Hartford	64 59					340	H	NJIT	67 36	
				141	H	New Hampshi re	61 63					278	A	Bryant	55 47	
				86	A	Maine	66 62					126	H	Yale	69 73	

Non-Div I Games: SUNY Cortland 90 36

Binghamton

Average RPI Win:	200	WON-LOST	WINNING	LAST 10	STRENGTH OF	OPP. STRENGTH	TEAM	ADJ.	CONF.	ADJ CONF.
Average RPI Loss:	148	RECORD	PCT. RANK	GAMES	SCHEDULE	OF SCHEDULE	RPI	RPI	RPI	RPI
DIV. I ONLY	9- 8	155	6- 4	192	153	187	187	16	16	
DIV. I NON-CONF.	4- 5	202	2- 2	295	185	267	267	17	17	

TOTALS	RPI 1-25	RPI 26-50	W-L RECORDS	RPI 51-100	RPI 101-999	RPI 201+				
9- 8	0- 0	0- 0	OVERALL	1- 4	8- 4	4- 2				
4- 5	0- 0	0- 0	HOME	1- 3	3- 2	0- 1				
5- 1	0- 0	0- 0	AWAY	0- 1	5- 0	4- 0				
0- 2	0- 0	0- 0	NEUTRAL	0- 0	0- 2	0- 1				
4- 5	0- 0	0- 0	NON-CONFERENCE	0- 2	4- 3	2- 2				
2- 3	0- 0	0- 0	HOME	0- 2	2- 1	0- 1				
2- 0	0- 0	0- 0	AWAY	0- 0	2- 0	2- 0				
0- 2	0- 0	0- 0	NEUTRAL	0- 0	0- 2	0- 1				
5- 3	0- 0	0- 0	CONFERENCE	1- 2	4- 1	2- 0				
2- 2	0- 0	0- 0	HOME	1- 1	1- 1	0- 0				
3- 1	0- 0	0- 0	AWAY	0- 1	3- 0	2- 0				
0- 0	0- 0	0- 0	NEUTRAL	0- 0	0- 0	0- 0				

RPI 1-25				RPI 26-50				RPI 51-100				RPI 101+				Team's RPI: 187
RPI	S	Opponent	Score	RPI	S	Opponent	Score	RPI	S	Opponent	Score	RPI	S	Opponent	Score	
								65	H	Saint Mary's (CA)	72 74	134	H	Washington	85 62	
								66	H	Wyoming	51 66	148	H	Saint Francis (PA)	87 59	
								69	H	Washington St.	53 61	154	H	Nevada	68 72	
								70	A	New Mexico	83 100	171	N	San Diego	52 72	
								100	H	UNLV	69 60	185	A	Colorado St.	62 58	
												185	H	Fresno St.	75 66	
												210	A	Eastern Wash.	61 57	
												229	A	San Diego St.	86 70	
												265	H	CSU Bakersfield	59 65	
												291	A	Utah St.	64 42	
												321	A	Portland	73 47	
												323	N	Northern Ariz.	60 62	

LAST 12 Division I GAMES:																
154	H	Nevada	68 72	100	H	UNLV	69 60	185	A	Colorado St.	62 58	148	H	Saint Francis (PA)	87 59	
291	A	Utah St.	64 42	69	H	Washington St.	53 61	69	H	Washington St.	53 61	69	H	Washington St.	53 61	
229	A	San Diego St.	86 70	321	A	Portland	73 47	321	A	Portland	73 47	321	A	Portland	73 47	
185	H	Fresno St.	75 66	265	H	CSU Bakersfield	59 65	265	H	CSU Bakersfield	59 65	265	H	CSU Bakersfield	59 65	
66	H	Wyoming	51 66	66	H	Wyoming	51 66	66	H	Wyoming	51 66	66	H	Wyoming	51 66	
70	A	New Mexico	83 100	70	A	New Mexico	83 100	70	A	New Mexico	83 100	70	A	New Mexico	83 100	

Non-Div I Games: Corban 94 50 Northwest Chrst. 83 51

Boi se St.

Average RPI Win:	141	WON-LOST	WINNING	LAST 10	STRENGTH OF	OPP. STRENGTH	TEAM	ADJ.	CONF.	ADJ CONF.
Average RPI Loss:	110	RECORD	PCT. RANK	GAMES	SCHEDULE	OF SCHEDULE	RPI	RPI	RPI	RPI
DIV. I ONLY	6- 13	272	2- 8	38	62	179	179	1	1	
DIV. I NON-CONF.	5- 8	220	2- 4	114	153	207	207	1	1	

TOTALS	RPI 1-25	RPI 26-50	W-L RECORDS	RPI 51-100	RPI 101-999	RPI 201+				
6- 13	0- 1	1- 2	OVERALL	2- 4	3- 6	2- 2				
5- 5	0- 0	1- 1	HOME	2- 3	2- 1	1- 1				
1- 8	0- 1	0- 1	AWAY	0- 1	1- 4	1- 0				
0- 0	0- 0	0- 0	NEUTRAL	0- 0	0- 0	0- 0				
5- 8	0- 0	1- 1	NON-CONFERENCE	1- 2	3- 5	2- 2				
4- 3	0- 0	1- 0	HOME	1- 2	2- 1	1- 1				
1- 5	0- 0	0- 1	AWAY	0- 0	1- 4	1- 1				
0- 0	0- 0	0- 0	NEUTRAL	0- 0	0- 0	0- 0				
1- 5	0- 1	0- 1	CONFERENCE	1- 2	0- 1	0- 0				
1- 2	0- 0	0- 1	HOME	1- 1	0- 0	0- 0				
0- 3	0- 1	0- 0	AWAY	0- 1	0- 1	0- 0				
0- 0	0- 0	0- 0	NEUTRAL	0- 0	0- 0	0- 0				

RPI 1-25				RPI 26-50				RPI 51-100				RPI 101+ Team's RPI: 179			
RPI	S	Opponent	Score	RPI	S	Opponent	Score	RPI	S	Opponent	Score	RPI	S	Opponent	Score
2	A	Notre Dame	60 89	37	H	Virginia	57 68	64	H	Miami (FL)	43 65	105	A	Dartmouth	57 68
				41	A	Minnesota	68 78	73	A	Virginia Tech	58 89	106	A	Clemson	61 65
				45	H	Houston	79 74	75	H	Fordham	55 52	141	H	New Hampshire	64 55
								84	H	North Carolina	77 64	159	A	Boston U.	57 61
								86	H	Maine	40 61	178	A	Providence	55 63
								98	H	Seton Hall	53 73	205	A	Columbia	60 68
												220	A	Holy Cross	70 61
												276	H	Fairfield	58 66
												278	H	Bryant	65 42

LAST 12 Division I GAMES:															
64	H	Miami (FL)	43 65	86	H	Maine	40 61	178	A	Providence	55 63	141	H	New Hampshire	64 55
106	A	Clemson	61 65	77	A	North Carolina	77 64	220	A	Holy Cross	70 61	276	H	Fairfield	58 66
2	A	Notre Dame	60 89	73	A	Virginia Tech	58 89	278	H	Bryant	65 42				

Non-Div I Games:

Boston College

Average RPI Win:	219	WON-LOST	WINNING	LAST 10	STRENGTH OF	OPP. STRENGTH	TEAM	ADJ.	CONF.	ADJ CONF.
Average RPI Loss:	127	RECORD	PCT. RANK	GAMES	SCHEDULE	OF SCHEDULE	RPI	RPI	RPI	RPI
DIV. I ONLY	8- 10	206	3- 7	110	216	159	159	15	15	
DIV. I NON-CONF.	5- 5	170	1- 3	99	237	122	122	18	18	

TOTALS	RPI 1-25	RPI 26-50	W-L RECORDS	RPI 51-100	RPI 101-999	RPI 201+				
8- 10	0- 0	0- 0	OVERALL	1- 5	7- 5	4- 1				
3- 5	0- 0	0- 0	HOME	0- 2	3- 3	1- 1				
5- 5	0- 0	0- 0	AWAY	1- 3	4- 2	3- 0				
0- 0	0- 0	0- 0	NEUTRAL	0- 0	0- 0	0- 0				
5- 5	0- 0	0- 0	NON-CONFERENCE	1- 3	4- 2	2- 0				
2- 2	0- 0	0- 0	HOME	0- 1	2- 1	0- 0				
3- 3	0- 0	0- 0	AWAY	1- 2	2- 1	2- 0				
0- 0	0- 0	0- 0	NEUTRAL	0- 0	0- 0	0- 0				
3- 5	0- 0	0- 0	CONFERENCE	0- 2	3- 3	2- 1				
1- 3	0- 0	0- 0	HOME	0- 1	1- 2	1- 1				
2- 2	0- 0	0- 0	AWAY	0- 1	2- 1	1- 0				
0- 0	0- 0	0- 0	NEUTRAL	0- 0	0- 0	0- 0				

RPI	S	Opponent	Score	RPI	S	Opponent	Score	RPI	S	Opponent	Score	RPI	S	Opponent	Score
RPI 1-25				RPI 26-50				RPI 51-100				RPI 101+ Team's RPI: 159			
53	H	UCF	32 47	67	A	American	50 66	83	H	Navy	59 64	141	A	New Hampshire	57 72
88	A	Harvard	70 80	89	A	Brown	68 92	99	A	Delaware	85 79	157	A	Lehigh	58 74
181	H	Bucknell	58 63	184	H	Northeastern	74 73	189	H	Marist	52 80	179	H	Boston College	61 57
196	A	Army West Point	60 59	220	H	Holy Cross	57 60	241	H	Loyola Maryland	75 56	181	H	Bucknell	58 63
270	A	Colgate	62 49	278	A	Bryant	78 61	302	A	Vermont	57 41	184	H	Northeastern	74 73
241	H	Loyola Maryland	75 56	302	A	Vermont	57 41					189	H	Marist	52 80
LAST 12 Division I GAMES:															
83	H	Navy	59 64	181	H	Bucknell	58 63								
67	A	American	50 66	196	A	Army West Point	60 59								
220	H	Holy Cross	57 60	89	A	Brown	68 92								
270	A	Colgate	62 49	53	H	UCF	32 47								
157	A	Lehigh	58 74	189	H	Marist	52 80								
241	H	Loyola Maryland	75 56	302	A	Vermont	57 41								

Non-Div I Games:

Boston U.

Average RPI Win:	208	WON-LOST	WINNING	LAST 10	STRENGTH OF	OPP. STRENGTH	TEAM	ADJ.	CONF.	ADJ CONF.
Average RPI Loss:	115	RECORD	PCT. RANK	GAMES	SCHEDULE	OF SCHEDULE	RPI	RPI	RPI	RPI
DIV. I ONLY	9- 8	155	2- 7	112	174	130	130	7	7	
DIV. I NON-CONF.	7- 3	74	2- 2	146	326	87	87	8	8	

TOTALS	RPI 1-25	RPI 26-50	W-L RECORDS	RPI 51-100	RPI 101-999	RPI 201+				
9- 8	0- 0	0- 3	OVERALL	0- 2	9- 3	4- 1				
4- 4	0- 0	0- 1	HOME	0- 1	4- 2	2- 1				
3- 4	0- 0	0- 2	AWAY	0- 1	3- 1	2- 0				
2- 0	0- 0	0- 0	NEUTRAL	0- 0	2- 0	0- 0				
7- 3	0- 0	0- 1	NON-CONFERENCE	0- 0	7- 2	3- 1				
3- 1	0- 0	0- 0	HOME	0- 0	3- 1	2- 1				
2- 2	0- 0	0- 1	AWAY	0- 0	2- 1	1- 0				
2- 0	0- 0	0- 0	NEUTRAL	0- 0	2- 0	0- 0				
2- 5	0- 0	0- 2	CONFERENCE	0- 2	2- 1	1- 0				
1- 3	0- 0	0- 1	HOME	0- 1	1- 1	0- 0				
1- 2	0- 0	0- 1	AWAY	0- 1	1- 0	1- 0				
0- 0	0- 0	0- 0	NEUTRAL	0- 0	0- 0	0- 0				

RPI	S	Opponent	Score	RPI	S	Opponent	Score	RPI	S	Opponent	Score	RPI	S	Opponent	Score	Team's RPI: 130
30	A	South Dakota St.	44 76	77	H	Ohio	63 70	115	H	Kent St.	60 50	143	A	Cincinnati	51 75	
35	H	Ball St.	73 84	97	A	Western Mi ch.	58 67	147	A	Robert Morris	64 62	156	H	Xavier	63 53	
39	A	Central Mi ch.	54 90					195	N	Norfolk St.	59 50	197	H	Eastern Mi ch.	52 54	
								199	N	Fla. Atlantic	66 55	219	A	Akron	66 64	
								263	H	Valparaiso	90 77	286	A	Detroit Mercy	85 81	
								288	H	Eastern Ky.	77 60	299	H	Canisius	57 71	

LAST 12 Division I GAMES:																
77	H	Ohio	63 70	97	A	Western Mi ch.	58 67	143	A	Cincinnati	51 75	30	A	South Dakota St.	44 76	
115	H	Kent St.	60 50	156	H	Xavier	63 53	263	H	Valparaiso	90 77	197	H	Eastern Mi ch.	52 54	
219	A	Akron	66 64	286	A	Detroit Mercy	85 81	299	H	Canisius	57 71					
39	A	Central Mi ch.	54 90													
35	H	Ball St.	73 84													
197	H	Eastern Mi ch.	52 54													

Non-Div I Games: Ferris St. 82 73

Bowling Green

Average RPI	Win:	270	WON-LOST	WINNING	LAST 10	STRENGTH OF	OPP. STRENGTH	TEAM	ADJ.	CONF.	ADJ CONF.
Average RPI	Loss:	154	RECORD	PCT. RANK	GAMES	SCHEDULE	OF SCHEDULE	RPI	RPI	RPI	RPI
DIV. I ONLY		9- 8		155	5- 5	300	255	217	217	24	24
DIV. I NON-CONF.		5- 5		170	3- 2	244	249	197	197	22	22
<hr/>											
TOTALS	RPI 1-25		RPI 26-50		W-L RECORDS	RPI 51-100		RPI 101-999		RPI 201+	
9- 8	0- 1		0- 0		OVERALL	0- 0		9- 7		8- 2	
3- 3	0- 0		0- 0		HOME	0- 0		3- 3		2- 0	
5- 5	0- 1		0- 0		AWAY	0- 0		5- 4		5- 2	
1- 0	0- 0		0- 0		NEUTRAL	0- 0		1- 0		1- 0	
5- 5	0- 1		0- 0		NON-CONFERENCE	0- 0		5- 4		4- 1	
3- 1	0- 0		0- 0		HOME	0- 0		3- 1		2- 0	
1- 4	0- 1		0- 0		AWAY	0- 0		1- 3		1- 1	
1- 0	0- 0		0- 0		NEUTRAL	0- 0		1- 0		1- 0	
4- 3	0- 0		0- 0		CONFERENCE	0- 0		4- 3		4- 1	
0- 2	0- 0		0- 0		HOME	0- 0		0- 2		0- 0	
4- 1	0- 0		0- 0		AWAY	0- 0		4- 1		4- 1	
0- 0	0- 0		0- 0		NEUTRAL	0- 0		0- 0		0- 0	

RPI 1-25				RPI 26-50				RPI 51-100				RPI 101+ Team's RPI: 217			
RPI	S	Opponent	Score	RPI	S	Opponent	Score	RPI	S	Opponent	Score	RPI	S	Opponent	Score
13	A	Green Bay	40 72									109	H	Western Ill.	87 80
												117	H	Missouri St.	65 71
												132	H	Cleveland St.	65 67
												145	A	Northern Ill.	52 76
												166	A	Illinois	62 74
												167	H	Southern Ill.	62 63
												208	A	Southeast Mo. St.	53 57
												240	H	Omaha	69 56
												255	N	Nicholls St.	75 65
												256	A	Illinois St.	62 42
												263	A	Valparaiso	88 69
												284	A	Indiana St.	50 65
												292	A	Loyola Chicago	59 57
												326	H	Ill.-Chicago	58 48
												342	A	Eastern Ill.	67 52
												347	A	Evansville	117 59
<hr/>															
LAST 12 Division I GAMES:															
347	A	Evansville	117 59	256	A	Illinois St.	62 42								
284	A	Indiana St.	50 65	109	H	Western Ill.	87 80								
117	H	Missouri St.	65 71	132	H	Cleveland St.	65 67								
167	H	Southern Ill.	62 63	13	A	Green Bay	40 72								
263	A	Valparaiso	88 69	342	A	Eastern Ill.	67 52								
292	A	Loyola Chicago	59 57	326	H	Ill.-Chicago	58 48								

Non-Div I Games: Lincoln (MO) 88 44

Bradley

Loss,
Non-Conf, S Site, H Home
A Away
N Neutral

Average RPI Win:	219	WON-LOST	WINNING	LAST 10	STRENGTH OF	OPP. STRENGTH	TEAM	ADJ.	CONF.	ADJ CONF.
Average RPI Loss:	72	RECORD	PCT. RANK	GAMES	SCHEDULE	OF SCHEDULE	RPI	RPI	RPI	RPI
DIV. I ONLY	12- 2	11	8- 1	295	118	89	89	9	9	
DIV. I NON-CONF.	11- 1	13	9- 0	317	127	88	88	9	9	

TOTALS	RPI 1-25	RPI 26-50	W-L RECORDS	RPI 51-100	RPI 101-999	RPI 201+				
12- 2	0- 1	0- 0	OVERALL	0- 0	12- 1	7- 0				
5- 1	0- 1	0- 0	HOME	0- 0	5- 0	3- 0				
5- 1	0- 0	0- 0	AWAY	0- 0	5- 1	3- 0				
2- 0	0- 0	0- 0	NEUTRAL	0- 0	2- 0	1- 0				
11- 1	0- 1	0- 0	NON-CONFERENCE	0- 0	11- 0	7- 0				
4- 1	0- 1	0- 0	HOME	0- 0	4- 0	3- 0				
5- 0	0- 0	0- 0	AWAY	0- 0	5- 0	3- 0				
2- 0	0- 0	0- 0	NEUTRAL	0- 0	2- 0	1- 0				
1- 1	0- 0	0- 0	CONFERENCE	0- 0	1- 1	0- 0				
1- 0	0- 0	0- 0	HOME	0- 0	1- 0	0- 0				
0- 1	0- 0	0- 0	AWAY	0- 0	0- 1	0- 0				
0- 0	0- 0	0- 0	NEUTRAL	0- 0	0- 0	0- 0				

Brown

Brown

RPI	S	Opponent	Score	RPI	S	Opponent	Score	RPI	S	Opponent	Score	RPI	S	Opponent	Score
17	H	Cal i forni a	79 89									126	A	Yale	63 77
												126	H	Yale	81 71
												129	A	Paci fi c	74 57
												159	H	Boston U.	92 68
												178	A	Provi dence	64 59
												183	N	Hampton	73 66
												220	H	Hol y Cross	82 78
												239	A	Howard	85 81
												257	H	Sacred Heart	102 77
												270	A	Col gate	83 73
												278	H	Bryant	85 62
												278	N	Bryant	72 60
												316	A	Central Conn. St.	78 55
LAST 12 Division I GAMES:															
126	H	Yale	81 71	278	N	Bryant	72 60								
126	A	Yale	63 77	178	A	Provi dence	64 59								
239	A	Howard	85 81	220	H	Hol y Cross	82 78								
159	H	Boston U.	92 68	129	A	Paci fi c	74 57								
270	A	Col gate	83 73	183	N	Hampton	73 66								
257	H	Sacred Heart	102 77	17	H	Cal i forni a	79 89								

Non-Div I Games: Johnson & Wales (R) 100 79

Brown

Average RPI Win: **286**
 Average RPI Loss: **162**

WON-LOST
RECORD

WINNING
PCT. RANK

LAST 10
GAMES

STRENGTH OF
SCHEDULE

OPP. STRENGTH
OF SCHEDULE

TEAM
RPI

ADJ.
RPI

CONF.
RPI

ADJ CONF.
RPI

DIV. I ONLY	6- 12	261	5- 5	241	300	278	278	28	28
DIV. I NON-CONF.	1- 10	327	1- 4	105	246	289	289	28	28

TOTALS	RPI 1-25	RPI 26-50	W-L RECORDS	RPI 51-100	RPI 101-999	RPI 201+			
6- 12	0- 0	0- 0	OVERALL	0- 4	6- 8	6- 3			
3- 6	0- 0	0- 0	HOME	0- 0	3- 6	3- 2			
2- 5	0- 0	0- 0	AWAY	0- 3	2- 2	2- 1			
1- 1	0- 0	0- 0	NEUTRAL	0- 1	1- 0	1- 0			
1- 10	0- 0	0- 0	NON-CONFERENCE	0- 4	1- 6	1- 1			
0- 4	0- 0	0- 0	HOME	0- 0	0- 4	0- 0			
0- 5	0- 0	0- 0	AWAY	0- 3	0- 2	0- 1			
1- 1	0- 0	0- 0	NEUTRAL	0- 1	1- 0	1- 0			
5- 2	0- 0	0- 0	CONFERENCE	0- 0	5- 2	5- 2			
3- 2	0- 0	0- 0	HOME	0- 0	3- 2	3- 2			
2- 0	0- 0	0- 0	AWAY	0- 0	2- 0	2- 0			
0- 0	0- 0	0- 0	NEUTRAL	0- 0	0- 0	0- 0			

RPI 1-25				RPI 26-50				RPI 51-100				RPI 101+ Team's RPI: 278			
RPI	S	Opponent	Score	RPI	S	Opponent	Score	RPI	S	Opponent	Score	RPI	S	Opponent	Score
								86	A	Maine	68 70	137	H	Hartford	47 59
								87	A	James Madison	36 67	141	H	New Hampshire	65 74
								89	A	Brown	62 85	159	H	Boston U.	61 78
								89	N	Brown	60 72	168	H	Binghamton	47 55
												179	A	Boston College	42 65
												220	A	Holy Cross	57 59
												251	H	LIU Brooklyn	75 56
												257	A	Sacred Heart	81 73
												264	H	Mt. St. Mary's	63 68
												279	H	St. Francis Brooklyn	73 63
												290	A	Fairleigh Dickinson	65 48
												316	H	Central Conn. St.	66 50
												319	H	Wagner	66 75
												320	N	Rhode Island	58 52
LAST 12 Division I GAMES:															
279	H	St. Francis Brooklyn	73 63	319	H	Wagner	66 75								
251	H	LIU Brooklyn	75 56	87	A	James Madison	36 67								
257	A	Sacred Heart	81 73	137	H	Hartford	47 59								
290	A	Fairleigh Dickinson	65 48	168	H	Binghamton	47 55								
316	H	Central Conn. St.	66 50	89	N	Brown	60 72								
264	H	Mt. St. Mary's	63 68	320	N	Rhode Island	58 52								

Non-Div I Games:

Bryant

Average RPI Win:	237	WON-LOST	WINNING	LAST 10	STRENGTH OF	OPP. STRENGTH	TEAM	ADJ.	CONF.	ADJ CONF.
Average RPI Loss:	143	RECORD	PCT. RANK	GAMES	SCHEDULE	OF SCHEDULE	RPI	RPI	RPI	RPI
DIV. I ONLY	11- 8	126	5- 5	277	170	181	181	15	15	
DIV. I NON-CONF.	6- 5	153	2- 2	292	181	208	208	18	18	

TOTALS	RPI 1-25	RPI 26-50	W-L RECORDS	RPI 51-100	RPI 101-999	RPI 201+				
11- 8	0- 0	0- 1	OVERALL	0- 2	11- 5	8- 2				
6- 3	0- 0	0- 0	HOME	0- 0	6- 3	4- 2				
5- 5	0- 0	0- 1	AWAY	0- 2	5- 2	4- 0				
0- 0	0- 0	0- 0	NEUTRAL	0- 0	0- 0	0- 0				
6- 5	0- 0	0- 1	NON-CONFERENCE	0- 1	6- 3	5- 1				
3- 2	0- 0	0- 0	HOME	0- 0	3- 2	2- 1				
3- 3	0- 0	0- 1	AWAY	0- 1	3- 1	3- 0				
0- 0	0- 0	0- 0	NEUTRAL	0- 0	0- 0	0- 0				
5- 3	0- 0	0- 0	CONFERENCE	0- 1	5- 2	3- 1				
3- 1	0- 0	0- 0	HOME	0- 0	3- 1	2- 1				
2- 2	0- 0	0- 0	AWAY	0- 1	2- 1	1- 0				
0- 0	0- 0	0- 0	NEUTRAL	0- 0	0- 0	0- 0				

RPI	S	Opponent	Score	RPI	S	Opponent	Score	RPI	S	Opponent	Score	RPI	S	Opponent	Score
49	A	Drexel	54 63	67	A	American	58 68	155	A	Pittsburgh	39 57	157	A	Lehigh	62 66
				75	A	Fordham	62 71	159	A	Boston U.	63 58	163	H	Saint Joseph's	53 77
								168	H	Binghamton	64 59	196	H	Army West Point	60 36
								219	H	Akron	63 52	220	A	Holy Cross	71 47
								233	H	St. Bonaventure	48 59	235	A	Youngstown St.	66 60
								238	H	Lafayette	83 53	241	H	Loyola Maryland	65 68
								268	A	Rider	76 71	270	H	Colgate	77 57
								299	H	Canisius	76 57	336	A	Iona	60 53
Team's RPI: 181															

LAST 12 Division I GAMES:															
220	A	Holy Cross	71 47	159	A	Boston U.	63 58	67	A	American	58 68	155	A	Pittsburgh	39 57
241	H	Loyola Maryland	65 68	75	A	Fordham	62 71	336	A	Iona	60 53	168	H	Binghamton	64 59
270	H	Colgate	77 57												
157	A	Lehigh	62 66												
238	H	Lafayette	83 53												
196	H	Army West Point	60 36												

Non-Div I Games:

Bucknell

Average RPI Win:	137	WON-LOST	WINNING	LAST 10	STRENGTH OF	OPP. STRENGTH	TEAM	ADJ.	CONF.	ADJ CONF.
Average RPI Loss:	128	RECORD	PCT. RANK	GAMES	SCHEDULE	OF SCHEDULE	RPI	RPI	RPI	RPI
DIV. I ONLY	15- 3	20	8- 2	95	54	20	20	7	7	
DIV. I NON-CONF.	9- 2	34	4- 1	161	58	37	37	8	8	
TOTALS	RPI 1-25	RPI 26-50	W-L RECORDS	RPI 51-100	RPI 101-999	RPI 201+				
15- 3	0- 0	3- 1	OVERALL	5- 0	7- 2	5- 1				
6- 0	0- 0	1- 0	HOME	2- 0	3- 0	2- 0				
6- 3	0- 0	2- 1	AWAY	1- 0	3- 2	3- 1				
3- 0	0- 0	0- 0	NEUTRAL	2- 0	1- 0	0- 0				
9- 2	0- 0	1- 1	NON-CONFERENCE	3- 0	5- 1	4- 1				
3- 0	0- 0	0- 0	HOME	1- 0	2- 0	2- 0				
3- 2	0- 0	1- 1	AWAY	0- 0	2- 1	2- 1				
3- 0	0- 0	0- 0	NEUTRAL	2- 0	1- 0	0- 0				
6- 1	0- 0	2- 0	CONFERENCE	2- 0	2- 1	1- 0				
3- 0	0- 0	1- 0	HOME	1- 0	1- 0	0- 0				
3- 1	0- 0	1- 0	AWAY	1- 0	1- 1	1- 0				
0- 0	0- 0	0- 0	NEUTRAL	0- 0	0- 0	0- 0				

RPI 1-25				Team's RPI: 20				RPI 26-50				RPI 51-100				RPI 101+			
RPI	S	Opponent	Score	RPI	S	Opponent	Score	RPI	S	Opponent	Score	RPI	S	Opponent	Score	RPI	S	Opponent	Score
32	A	Arizona St.	57 76	35	A	Ball St.	84 80	38	A	St. John's (NY)	73 72	45	H	Toledo	87 69	61	N	Nebraska	82 72
																77	A	Ohio	67 63
																97	H	Western Mi ch.	71 49
																99	H	Del aware	87 73
																100	N	UNLV	80 53
LAST 12 Division I GAMES:																			
				45	H	Toledo	87 69					219	A	Akron	89 66				
				77	A	Ohio	67 63					38	A	St. John's (NY)	73 72				
				35	A	Ball St.	84 80					207	A	Niagara	62 75				
				124	H	Miami (OH)	72 67					233	A	St. Bonaventure	76 59				
				145	A	Northern Ill.	84 86					205	A	Col umbi a	65 63				
				97	H	Western Mi ch.	71 49					299	H	Can i si us	73 47				

Non-Div I Games:

Buffalo

Average RPI Win: 183

Average RPI Loss: 48

WON-LOST
RECORDWINNING
PCT. RANKLAST 10
GAMESSTRENGTH OF
SCHEDULEOPP. STRENGTH
OF SCHEDULETEAM
RPIADJ.
RPICONF.
RPIADJ CONF.
RPIDIV. I ONLY
DIV. I NON-CONF.13- 8
8- 4104
876- 4
3- 083
13760
16479
7579
756
56
5

TOTALS

RPI 1-25

RPI 26-50

W-L RECORDS

RPI 51-100

RPI 101-999

RPI 201+

13- 8

0- 1

1- 6

OVERALL

3- 0

9- 1

6- 0

7- 2

0- 0

0- 1

HOME

2- 0

5- 1

3- 0

5- 4

0- 1

1- 3

AWAY

0- 0

4- 0

3- 0

1- 2

0- 0

0- 2

NEUTRAL

1- 0

0- 0

0- 0

8- 4

0- 0

0- 4

NON-CONFERENCE

1- 0

7- 0

6- 0

4- 0

0- 0

0- 0

HOME

0- 0

4- 0

3- 0

3- 2

0- 0

0- 2

AWAY

0- 0

3- 0

3- 0

1- 2

0- 0

0- 2

NEUTRAL

1- 0

0- 0

0- 0

5- 4

0- 1

1- 2

CONFERENCE

2- 0

2- 1

0- 0

3- 2

0- 0

0- 1

HOME

2- 0

1- 1

0- 0

2- 2

0- 1

1- 1

AWAY

0- 0

1- 0

0- 0

0- 0

0- 0

0- 0

NEUTRAL

0- 0

0- 0

0- 0

RPI 1-25

RPI 26-50

RPI 51-100 Team's RPI: 79

RPI 101+

RPI	S	Opponent	Score
19	A	Marquette	67 69

RPI	S	Opponent	Score
27	A	Villanova	76 53
28	A	DePaul	65 87
29	A	South Fla.	55 71
33	N	West Virginia	68 75
35	A	Ball St.	75 87
38	H	St. John's (NY)	55 73
49	N	Drexel	62 76

RPI	S	Opponent	Score
54	H	Creighton	59 53
73	N	Virginia Tech	79 77
98	H	Seton Hall	66 48

RPI	S	Opponent	Score
152	A	Georgetown	66 57
156	H	Xavier	62 69
178	H	Providence	68 57
182	H	Wisconsin	69 62
234	H	Austin Peay	75 54
254	H	Lipscomb	70 58
256	A	Illinois St.	56 45
284	A	Indiana St.	60 51
292	H	Loyola Chicago	64 52
300	A	Murray St.	88 59

LAST 12 Division I GAMES:

178	H	Providence	68 57	152	A	Georgetown	66 57
54	H	Creighton	59 53	27	A	Villanova	76 53
28	A	DePaul	65 87	156	H	Xavier	62 69
19	A	Marquette	67 69	284	A	Indiana St.	60 51
38	H	St. John's (NY)	55 73	292	H	Loyola Chicago	64 52
98	H	Seton Hall	66 48	182	H	Wisconsin	69 62

Non-Div I Games:

Butler

Average RPI Win:	285	WON-LOST	WINNING	LAST 10	STRENGTH OF	OPP. STRENGTH	TEAM	ADJ.	CONF.	ADJ CONF.
Average RPI Loss:	180	RECORD	PCT. RANK	GAMES	SCHEDULE	OF SCHEDULE	RPI	RPI	RPI	RPI

DIV. I ONLY	7- 10	226	5- 4	319	250	265	265	30	30
DIV. I NON-CONF.	4- 8	239	2- 4	275	203	250	250	30	30

TOTALS	RPI 1-25	RPI 26-50	W-L RECORDS	RPI 51-100	RPI 101-999	RPI 201+			
7- 10	0- 0	0- 1	OVERALL	0- 1	7- 8	6- 5			
4- 2	0- 0	0- 0	HOME	0- 0	4- 2	4- 1			
3- 8	0- 0	0- 1	AWAY	0- 1	3- 6	2- 4			
0- 0	0- 0	0- 0	NEUTRAL	0- 0	0- 0	0- 0			
4- 8	0- 0	0- 1	NON-CONFERENCE	0- 1	4- 6	3- 3			
2- 1	0- 0	0- 0	HOME	0- 0	2- 1	2- 0			
2- 7	0- 0	0- 1	AWAY	0- 1	2- 5	1- 3			
0- 0	0- 0	0- 0	NEUTRAL	0- 0	0- 0	0- 0			
3- 2	0- 0	0- 0	CONFERENCE	0- 0	3- 2	3- 2			
2- 1	0- 0	0- 0	HOME	0- 0	2- 1	2- 1			
1- 1	0- 0	0- 0	AWAY	0- 0	1- 1	1- 1			
0- 0	0- 0	0- 0	NEUTRAL	0- 0	0- 0	0- 0			

RPI S Opponent	Score	RPI S Opponent	Score	RPI S Opponent	Score	RPI S Opponent	Score
26 A Stanford	34 57	95 A South Dakota	50 66	128 A UTEP	56 67	170 A Cal Poly	57 59
				187 A Boise St.	65 59	190 H UC Irvine	59 72
				212 A SMU	29 41	228 A UC Riverside	65 68
				240 H Omaha	52 43	245 A New Mexico St.	48 56
				248 H UMKC	58 60	258 A San Jose St.	57 67
				301 H Utah Valley	63 58	305 A Southern Utah	46 45
				310 A UTRGV	67 64	313 H Cal St. Fullerton	55 43
				338 H Chicago St.	63 49		
LAST 12 Division I GAMES:							
338 H Chicago St.	63 49	170 A Cal Poly	57 59	240 H Omaha	52 43	212 A SMU	29 41
248 H UMKC	58 60	187 A Boise St.	65 59	95 A South Dakota	50 66		
245 A New Mexico St.	48 56	228 A UC Riverside	65 68				
310 A UTRGV	67 64						
301 H Utah Valley	63 58						
190 H UC Irvine	59 72						

Non-Div I Games: Fresno Pacific 74 63 Whittier 72 35

CSUN

Average RPI Win: 254

Average RPI Loss: 165

WON-LOST RECORD

WINNING PCT. RANK

LAST 10 GAMES

STRENGTH OF SCHEDULE

OPP. STRENGTH OF SCHEDULE

TEAM RPI

ADJ. RPI

CONF. RPI

ADJ CONF. RPI

DIV. I ONLY

DIV. I NON-CONF.

9- 9

6- 7

170

184

6- 3

5- 1

242

208

265

264

223

229

223

229

21

20

21

20

TOTALS

RPI 1-25

RPI 26-50

W-L RECORDS

RPI 51-100

RPI 101-999

RPI 201+

9- 9

6- 4

3- 4

0- 1

0- 1

0- 0

0- 0

0- 0

0- 0

6- 7

4- 3

2- 3

0- 1

0- 0

0- 0

0- 0

0- 0

0- 0

0- 0

0- 0

0- 0

0- 0

0- 0

0- 0

0- 0

0- 0

0- 0

0- 0

0- 0

0- 0

0- 0

0- 0

0- 0

0- 0

0- 0

0- 0

0- 0

0- 0

0- 0

0- 0

0- 0

0- 0

0- 0

0- 0

0- 0

0- 0

0- 0

0- 0

0- 0

0- 0

0- 0

0- 0

0- 0

0- 0

0- 0

0- 0

0- 0

0- 0

0- 0

0- 0

0- 0

0- 0

0- 0

0- 0

0- 0

0- 0

0- 0

0- 0

0- 0

0- 0

0- 0

0- 0

0- 0

0- 0

0- 0

0- 0

0- 0

0- 0

0- 0

0- 0

0- 0

0- 0

0- 0

0- 0

0- 0

0- 0

0- 0

0- 0

0- 0

0- 0

0- 0

0- 0

0- 0

0- 0

0- 0

0- 0

0- 0

0- 0

0- 0

0- 0

0- 0

0- 0

0- 0

0- 0

0- 0

0- 0

0- 0

0- 0

0- 0

0- 0

0- 0

0- 0

0- 0

0- 0

0- 0

0- 0

0- 0

0- 0

0- 0

0- 0

0- 0

0- 0

0- 0

0- 0

0- 0

0- 0

0- 0

0- 0

0- 0

0- 0

0- 0

0- 0

0- 0

0- 0

0- 0

0- 0

0- 0

0- 0

0- 0

0- 0

0- 0

0- 0

0- 0

0- 0

0- 0

0- 0

0- 0

0- 0

0- 0

0- 0

0- 0

0- 0

0- 0

0- 0

0- 0

0- 0

0- 0

0- 0

0- 0

0- 0

0- 0

0- 0

0- 0

0- 0

0- 0

0- 0

0- 0

0- 0

0- 0

0- 0

0- 0

0- 0

0- 0

0- 0

0- 0

0- 0

0- 0

0- 0

0- 0

0- 0

0- 0

0- 0

0- 0

0- 0

0- 0

0- 0

0- 0

0- 0

0- 0

0- 0

0- 0

0- 0

0- 0

0- 0

0- 0

0- 0

0- 0

0- 0

0- 0

0- 0

0- 0

0- 0

0- 0

0- 0

0- 0

0- 0

0- 0

0- 0

0- 0

0- 0

0- 0

0- 0

0- 0

0- 0

0- 0

0- 0

0- 0

0- 0

0- 0

0- 0

0- 0

0- 0

0- 0

0- 0

0- 0

0- 0

0- 0

0- 0

0- 0

0- 0

0- 0

0- 0

0- 0

0- 0

0- 0

0- 0

0- 0

0- 0

0- 0

0- 0

0- 0

0- 0

0- 0

0- 0

0- 0

0- 0

0- 0

0- 0

0- 0

0- 0

0- 0

0- 0

0- 0

0- 0

0- 0

0- 0

0- 0

0- 0

0- 0

0- 0

0- 0

0- 0

0- 0

0- 0

0- 0

0- 0

0- 0

0- 0

0- 0

0- 0

0- 0

0- 0

0- 0

0- 0

0- 0

0- 0

0- 0

0- 0

0- 0

0- 0

0- 0

0- 0

0- 0

0- 0

0- 0

0- 0

0- 0

0- 0

0- 0

0- 0

0- 0

0- 0

0- 0

0- 0

0- 0

0- 0

0- 0

0- 0

0- 0

0- 0

0- 0

0- 0

0- 0

0- 0

0- 0

0- 0

0- 0

0- 0

0- 0

0- 0

0- 0

0- 0

0- 0

0- 0

0- 0

0- 0

0- 0

0- 0

0- 0

0- 0

0- 0

0- 0

0- 0

0- 0

0- 0

0- 0

0- 0

0- 0

0- 0

0- 0

0- 0

0- 0

0- 0

0- 0

0- 0

0- 0

0- 0

0- 0

0- 0

0- 0

0- 0

0- 0

0- 0

0- 0

0- 0

0- 0

0- 0

0- 0

0- 0

0- 0

0- 0

0- 0

0- 0

0- 0

0- 0

0- 0

0- 0

0- 0

0- 0

0- 0

0- 0

0- 0

0- 0

0- 0

0- 0

0- 0

0- 0

0- 0

0- 0

0- 0

0- 0

0- 0

0- 0

0- 0

0- 0

0- 0

0- 0

0- 0

0- 0

0- 0

0- 0

0- 0

0- 0

0- 0

0- 0

0- 0

0- 0

0- 0

0- 0

0- 0

0- 0

0- 0

0- 0

0- 0

0- 0

0- 0

0- 0

0- 0

0- 0

0- 0

0- 0

0- 0

0- 0

0- 0

0- 0

0- 0

0- 0

0- 0

0- 0

0- 0

0- 0

0- 0

0- 0

0- 0

0- 0

0- 0

0- 0

0- 0

0- 0

0- 0

0- 0

0- 0

0- 0

0- 0

0- 0

0- 0

0- 0

0- 0

0- 0

0- 0

0- 0

0- 0

0- 0

0- 0

0- 0

0- 0

0- 0

0- 0

0- 0

0- 0

0- 0

0- 0

0- 0

0- 0

0- 0

0- 0

0- 0

0- 0

0- 0

0- 0

0- 0

0- 0

0- 0

0- 0

0- 0

0- 0

0- 0

0- 0

0- 0

0- 0

0- 0

0- 0

0- 0

0- 0

0- 0

0- 0

0- 0

0- 0

0- 0

0- 0

0- 0

0- 0

0- 0

0- 0

0- 0

0- 0

0- 0

0- 0

0- 0

0- 0

0- 0

0- 0

0- 0

0- 0

0- 0

0- 0

0- 0

0- 0

0- 0

0- 0

0- 0

0- 0

0- 0

0- 0

0- 0

0- 0

0- 0

0- 0

0- 0

0- 0

0- 0

0- 0

0- 0

0- 0

0- 0

0- 0

0- 0

0- 0

0- 0

0- 0

0- 0

0- 0

0- 0

0- 0

0- 0

0- 0

0- 0

0- 0

0- 0

0- 0

0- 0

0- 0

0- 0

0- 0

0- 0

0- 0

0- 0

0- 0

0- 0

0- 0

0- 0

0- 0

0- 0

0- 0

0- 0

0- 0

0- 0

0- 0

0- 0

0- 0

0- 0

0- 0

0- 0

0- 0

0- 0

0- 0

0- 0

0- 0

0- 0

0- 0

0- 0

0- 0

0- 0

0- 0

0- 0

0- 0

0- 0

0- 0

0- 0

0- 0

0- 0

0- 0

0- 0

0- 0

0- 0

0- 0

0- 0

0- 0

0- 0

0- 0

0- 0

0- 0

0- 0

0- 0

0- 0

0- 0

0- 0

0- 0

0- 0

0- 0

0- 0

0- 0

0- 0

0- 0

0- 0

0- 0

0- 0

0- 0

0- 0

0- 0

0- 0

0- 0

0- 0

0- 0

0- 0

0- 0

0- 0

0- 0

0- 0

0- 0

0- 0

0- 0

0- 0

0- 0

0- 0

0- 0

0- 0

0- 0

0- 0

0- 0

0- 0

0- 0

0- 0

0- 0

0- 0

0- 0

0- 0

0- 0

0- 0

0- 0

0- 0

0- 0

0- 0

0- 0

0- 0

0- 0

0- 0

0- 0

0- 0

0- 0

0- 0

0- 0

0- 0

0- 0

0- 0

0- 0

0- 0

0- 0

0- 0

0- 0

0- 0

0- 0

0- 0

0- 0

0- 0

0- 0

0- 0

0- 0

0- 0

0- 0

0- 0

0- 0

0- 0

0- 0

0- 0

0- 0

0- 0

0- 0

0- 0

0- 0

0- 0

0- 0

0- 0

0- 0

0- 0

0- 0

0- 0

0- 0

0- 0

0- 0

0- 0

0- 0

0- 0

0- 0

0- 0

0- 0

0- 0

0- 0

0- 0

0- 0

0- 0

0- 0

0- 0

0- 0

0- 0

0- 0

0- 0

0- 0

0- 0

0- 0

0- 0

0- 0

0- 0

0- 0

0- 0

0- 0

0- 0

0- 0

0- 0

0- 0

0- 0

0- 0

0- 0

0- 0

0- 0

0- 0

0- 0

0- 0

0- 0

0- 0

0- 0

0- 0

0- 0

0- 0

0- 0

0- 0

0- 0

0- 0

0- 0

0- 0

0- 0

0- 0

0- 0

0- 0

0- 0

0- 0

0- 0

0- 0

0- 0

0- 0

0- 0

0- 0

0- 0

0- 0

0- 0

0- 0

0- 0

0- 0

0- 0

0- 0

0- 0

0- 0

0- 0

0- 0

0- 0

0- 0

0- 0

0- 0

0- 0

0- 0

0- 0

0- 0

0- 0

0- 0

0- 0

0- 0

0- 0

0- 0

0- 0

0- 0

0- 0

0- 0

0- 0

0- 0

0- 0

0- 0

0- 0

0- 0

0- 0

0- 0

0- 0

0- 0

0- 0

0- 0

0- 0

0- 0

0- 0

0- 0

0- 0

0- 0

0- 0

0- 0

0- 0

0- 0

0- 0

0- 0

C
a
l
P
o
l
y

Cal Poly		Through Games Of Jan. 23, 2018									
Average RPI	Win: 243	WON-LOST	WINNING	LAST 10	STRENGTH OF	OPP. STRENGTH	TEAM	ADJ.	CONF.	ADJ CONF.	
Average RPI	Loss: 150	RECORD	PCT. RANK	GAMES	SCHEDULE	OF SCHEDULE	RPI	RPI	RPI	RPI	
DIV. I ONLY	8- 8	170	5- 5	163	286	170	170	21	21		
DIV. I NON-CONF.	5- 6	187	3- 3	207	325	195	195	20	20		

TOTALS	RPI 1-25	RPI 26-50	W-L RECORDS	RPI 51-100	RPI 101-999	RPI 201+					
8- 8	0- 0	0- 2	OVERALL	0- 1	8- 5	6- 3					
5- 2	0- 0	0- 1	HOME	0- 0	5- 1	3- 0					
3- 6	0- 0	0- 1	AWAY	0- 1	3- 4	3- 3					
0- 0	0- 0	0- 0	NEUTRAL	0- 0	0- 0	0- 0					
5- 6	0- 0	0- 1	NON-CONFERENCE	0- 1	5- 4	4- 2					
3- 1	0- 0	0- 0	HOME	0- 0	3- 1	2- 0					
2- 5	0- 0	0- 1	AWAY	0- 1	2- 3	2- 2					
0- 0	0- 0	0- 0	NEUTRAL	0- 0	0- 0	0- 0					
3- 2	0- 0	0- 1	CONFERENCE	0- 0	3- 1	2- 1					
2- 1	0- 0	0- 1	HOME	0- 0	2- 0	1- 0					
1- 1	0- 0	0- 0	AWAY	0- 0	1- 1	1- 1					
0- 0	0- 0	0- 0	NEUTRAL	0- 0	0- 0	0- 0					

RPI 1-25				RPI 26-50				RPI 51-100				RPI 101+ Team's RPI: 170			
RPI	S	Opponent	Score	RPI	S	Opponent	Score	RPI	S	Opponent	Score	RPI	S	Opponent	Score
				41	A	Minnesota	68 112	65	A	Saint Mary's (CA)	64 82	147	H	Robert Morris	50 66
				50	H	UC Davis	76 80					174	A	San Francisco	71 83
												174	H	San Francisco	88 83
												190	H	UC Irvine	79 76
												210	A	Eastern Wash.	72 75
												211	A	UC Santa Barbara	68 73
												223	H	CSUN	84 71
												228	A	UC Riverside	87 82
												261	A	North Dakota St.	73 69
												265	H	CSU Bakersfield	59 57
												277	H	Grand Canyon	75 69
												301	A	Utah Valley	70 89
												323	A	Northern Ariz.	89 73

LAST 12 Division I GAMES:															
				50	H	UC Davis	76 80	301	A	Utah Valley	70 89				
				190	H	UC Irvine	79 76	261	A	North Dakota St.	73 69				
				223	H	CSUN	84 71	41	A	Minnesota	68 112				
				211	A	UC Santa Barbara	68 73	210	A	Eastern Wash.	72 75				
				228	A	UC Riverside	87 82	323	A	Northern Ariz.	89 73				
				265	H	CSU Bakersfield	59 57	174	H	San Francisco	88 83				

Non-Div I Games: Cal St. Monterey Bay77 44

Cal Poly

C
a
l
P
o
l
y

Average RPI Win: 296		WON-LOST RECORD	WINNING PCT. RANK	LAST 10 GAMES	STRENGTH OF SCHEDULE	OPP. STRENGTH OF SCHEDULE	TEAM RPI	ADJ. RPI	CONF. RPI	ADJ CONF. RPI
Average RPI Loss: 206										
DIV. I ONLY		6- 11	257	4- 5	340	303	313	313	21	21
DIV. I NON-CONF.		4- 8	239	2- 4	328	316	298	298	20	20
TOTALS		RPI 1-25	RPI 26-50	W-L RECORDS		RPI 51-100	RPI 101-999	RPI 201+		
6- 11	0- 0		0- 0	OVERALL		0- 0	6- 11	6- 8		
4- 3	0- 0		0- 0	HOME		0- 0	4- 3	4- 2		
2- 7	0- 0		0- 0	AWAY		0- 0	2- 7	2- 6		
0- 1	0- 0		0- 0	NEUTRAL		0- 0	0- 1	0- 0		
4- 8	0- 0		0- 0	NON-CONFERENCE		0- 0	4- 8	4- 5		
2- 2	0- 0		0- 0	HOME		0- 0	2- 2	2- 1		
2- 5	0- 0		0- 0	AWAY		0- 0	2- 5	2- 4		
0- 1	0- 0		0- 0	NEUTRAL		0- 0	0- 1	0- 0		
2- 3	0- 0		0- 0	CONFERENCE		0- 0	2- 3	2- 3		
2- 1	0- 0		0- 0	HOME		0- 0	2- 1	2- 1		
0- 2	0- 0		0- 0	AWAY		0- 0	0- 2	0- 2		
0- 0	0- 0		0- 0	NEUTRAL		0- 0	0- 0	0- 0		

RPI 1-25				RPI 26-50				RPI 51-100				RPI 101+				Team's RPI: 313	
RPI	S	Opponent	Score	RPI	S	Opponent	Score	RPI	S	Opponent	Score	RPI	S	Opponent	Score		
												128	H	UTEP	91	92	
												129	A	Paci fic	65	81	
												180	N	Oral Roberts	50	60	
												202	H	Denver	58	83	
												215	A	Idaho	60	80	
												223	A	CSUN	41	65	
												223	H	CSUN	68	70	
												228	A	UC Ri versi de	50	63	
												229	A	San Diego St.	58	59	
												236	H	Hawai i	69	57	
												244	A	Montana	47	68	
												265	A	CSU Bakersfi el d	43	55	
												269	A	Santa Clara	73	69	
												301	A	Utah Valley	73	36	
												312	H	UTSA	55	46	
												321	H	Portland	66	61	
												334	H	Long Beach St.	67	61	
LAST 12 Division I GAMES:																	
				223	A	CSUN	41	65	301	A	Utah Valley	73	36				
				228	A	UC Ri versi de	50	63	312	H	UTSA	55	46				
				334	H	Long Beach St.	67	61	215	A	Idaho	60	80				
				223	H	CSUN	68	70	180	N	Oral Roberts	50	60				
				236	H	Hawai i	69	57	244	A	Montana	47	68				
				128	H	UTEP	91	92	202	H	Denver	58	83				

Cal St. Fullerton

C
a
l
i
f
o
r
n
i
a

Cal i forni a					Through Games Of Jan. 23, 2018						
Average RPI	Win:	141	WON-LOST	WINNING	LAST 10	STRENGTH OF	OPP. STRENGTH	TEAM	ADJ.	CONF.	ADJ CONF.
Average RPI	Loss:	12	RECORD	PCT. RANK	GAMES	SCHEDULE	OF SCHEDULE	RPI	RPI	RPI	RPI
DIV. I ONLY		14- 5	55	7- 3	19	22	17	17	4	4	
DIV. I NON-CONF.		9- 2	34	4- 0	15	68	12	12	3	3	

TOTALS	RPI 1-25		RPI 26-50		W-L RECORDS	RPI 51-100		RPI 101-999		RPI 201+	
14- 5	0- 4		0- 1		OVERALL	5- 0		9- 0		4- 0	
8- 2	0- 2		0- 0		HOME	3- 0		5- 0		2- 0	
6- 3	0- 2		0- 1		AWAY	2- 0		4- 0		2- 0	
0- 0	0- 0		0- 0		NEUTRAL	0- 0		0- 0		0- 0	
9- 2	0- 2		0- 0		NON-CONFERENCE	2- 0		7- 0		3- 0	
5- 1	0- 1		0- 0		HOME	1- 0		4- 0		2- 0	
4- 1	0- 1		0- 0		AWAY	1- 0		3- 0		1- 0	
0- 0	0- 0		0- 0		NEUTRAL	0- 0		0- 0		0- 0	
5- 3	0- 2		0- 1		CONFERENCE	3- 0		2- 0		1- 0	
3- 1	0- 1		0- 0		HOME	2- 0		1- 0		0- 0	
2- 2	0- 1		0- 1		AWAY	1- 0		1- 0		1- 0	
0- 0	0- 0		0- 0		NEUTRAL	0- 0		0- 0		0- 0	

RPI 1-25				Team' s RPI: 17				RPI 26-50				RPI 51-100				RPI 101+			
RPI	S	Opponent	Score					RPI	S	Opponent	Score					RPI	S	Opponent	Score
1	A	UConn	47	82				32	A	Arizona St.	71	80				52	A	Southern Cal i forni a	62 59
8	A	UCLA	52	60												52	H	Southern Cal i forni a	76 64
8	H	UCLA	46	82												65	H	Saint Mary' s (CA)	87 80
11	H	Missouri	52	55												69	H	Washington St.	66 60
																89	A	Brown	89 79

LAST 12 Division I GAMES:																			
52	A	Southern Cal i forni a	62	59				8	H	UCLA	46	82				111	A	Kentucky	62 52
8	A	UCLA	52	60				52	H	Southern Cal i forni a	76	64				116	H	BYU	70 45
69	H	Washington St.	66	60				111	A	Kentucky	62	52				129	A	Paci fi c	92 85
134	H	Washington	69	60				116	H	BYU	70	45				134	H	Washi ngton	69 60
285	A	Arizona	53	51				129	A	Paci fi c	92	85				171	H	San Di ego	89 64
32	A	Arizona St.	71	80				171	H	San Di ego	89	64				209	H	Seattle U	87 67
																225	H	Manhattan	87 66
																269	A	Santa Clara	79 41
																285	A	Ari zona	53 51

Non-Di v I Games:

Cal i forni a

C
a
l
i
f
o
r
n
i
a

Average RPI Win:	290	WON-LOST	WINNING	LAST 10	STRENGTH OF	OPP. STRENGTH	TEAM	ADJ.	CONF.	ADJ CONF.
Average RPI Loss:	175	RECORD	PCT. RANK	GAMES	SCHEDULE	OF SCHEDULE	RPI	RPI	RPI	RPI
DIV. I ONLY	8- 8	170	4- 6	320	306	247	247	29	29	
DIV. I NON-CONF.	5- 4	146	2- 2	322	268	234	234	29	29	
<hr/>										
TOTALS	RPI 1-25	RPI 26-50	W-L RECORDS	RPI 51-100	RPI 101-999	RPI 201+				
8- 8	0- 0	0- 0	OVERALL	0- 1	8- 7	8- 3				
3- 4	0- 0	0- 0	HOME	0- 1	3- 3	3- 1				
5- 4	0- 0	0- 0	AWAY	0- 0	5- 2	5- 2				
0- 0	0- 0	0- 0	NEUTRAL	0- 0	0- 0	0- 0				
5- 4	0- 0	0- 0	NON-CONFERENCE	0- 1	5- 3	5- 1				
2- 2	0- 0	0- 0	HOME	0- 1	2- 1	2- 0				
3- 2	0- 0	0- 0	AWAY	0- 0	3- 2	3- 1				
0- 0	0- 0	0- 0	NEUTRAL	0- 0	0- 0	0- 0				
3- 4	0- 0	0- 0	CONFERENCE	0- 0	3- 4	3- 2				
1- 2	0- 0	0- 0	HOME	0- 0	1- 2	1- 1				
2- 2	0- 0	0- 0	AWAY	0- 0	2- 2	2- 1				
0- 0	0- 0	0- 0	NEUTRAL	0- 0	0- 0	0- 0				

RPI 1-25				RPI 26-50				RPI 51-100				RPI 101+				Team's RPI: 247
RPI	S	Opponent	Score	RPI	S	Opponent	Score	RPI	S	Opponent	Score	RPI	S	Opponent	Score	
								80	H	Mercer	57	58				
												112	A	Kansas	48	66
												120	H	High Point	53	62
												144	A	Liberty	42	60
												195	H	Norfolk St.	27	53
												213	A	Gardner-Webb	73	44
												225	A	UNCG	72	61
												239	A	Howard	61	63
												249	H	UNC Asheville	52	60
												253	A	Col. of Charleston	53	45
												260	A	Presbyterian	59	65
												306	H	USC Upstate	69	49
												315	H	Western Caro.	58	51
												329	H	Charleston So.	58	49
												333	A	N. C. Central	58	51
												344	A	Winthrop	72	48
<hr/>																
LAST 12 Division I GAMES:																
213	A	Gardner-Webb	73	44	249	H	UNC Asheville	52	60	239	A	Howard	61	63		
144	A	Liberty	42	60	333	A	N. C. Central	58	51	195	H	Norfolk St.	27	53		
120	H	High Point	53	62	315	H	Western Caro.	58	51	80	H	Mercer	57	58		
260	A	Presbyterian	59	65												
329	H	Charleston So.	58	49												
344	A	Winthrop	72	48												

Non-Div I Games: Columbia Int'l 78 39 William Peace 94 42

Campbell

Loss, Non-Conf, S Site, H Home A Away N Neutral

Average RPI Win: 254	WON-LOST RECORD	WINNING PCT. RANK	LAST 10 GAMES	STRENGTH OF SCHEDULE	OPP. STRENGTH OF SCHEDULE	TEAM RPI	ADJ. RPI	CONF. RPI	ADJ CONF. RPI
Average RPI Loss: 206									
DIV. I ONLY	6- 13	272	4- 6	317	293	299	299	25	25
DIV. I NON-CONF.	2- 9	295	0- 4	216	280	297	297	25	25

TOTALS	RPI 1-25	RPI 26-50	W-L RECORDS	RPI 51-100	RPI 101-999	RPI 201+			
6- 13	0- 1	0- 0	OVERALL	0- 0	6- 12	4- 8			
2- 6	0- 0	0- 0	HOME	0- 0	2- 6	1- 5			
4- 6	0- 0	0- 0	AWAY	0- 0	4- 1	3- 0			
0- 1	0- 0	0- 0	NEUTRAL	0- 0	0- 1	0- 0			
2- 9	0- 1	0- 0	NON-CONFERENCE	0- 0	2- 8	1- 4			
1- 4	0- 0	0- 0	HOME	0- 0	1- 4	1- 3			
1- 4	0- 1	0- 0	AWAY	0- 0	1- 3	0- 1			
0- 1	0- 0	0- 0	NEUTRAL	0- 0	0- 1	0- 0			
4- 4	0- 0	0- 0	CONFERENCE	0- 0	4- 4	3- 4			
1- 2	0- 0	0- 0	HOME	0- 0	1- 2	0- 2			
3- 2	0- 0	0- 0	AWAY	0- 0	3- 2	3- 2			
0- 0	0- 0	0- 0	NEUTRAL	0- 0	0- 0	0- 0			

RPI 1-25				RPI 26-50				RPI 51-100				RPI 101+ Team's RPI: 299			
RPI	S	Opponent	Score	RPI	S	Opponent	Score	RPI	S	Opponent	Score	RPI	S	Opponent	Score
20	A	Buffalo	47 73									121	N	Middle Tenn.	45 55
												124	A	Miami (OH)	47 72
												130	A	Bowling Green	71 57
												160	H	Oakland	48 83
												181	A	Bucknell	57 76
												200	H	Siena	65 57
												225	A	Manhattan	39 58
												225	H	Manhattan	56 59
												230	H	Morehead St.	52 76
												233	H	St. Bonaventure	71 69
												266	H	Cornell	59 67
												268	A	Rider	54 70
												270	H	Colgate	63 70
												276	H	Fairfield	52 56
												287	A	Monmouth	60 48
												310	A	UTRGV	46 63
												336	A	Iona	53 49
												337	A	Saint Peter's	66 53

LAST 12 Division I GAMES:															
287	A	Monmouth	60 48	336	A	Iona	53 49								
337	A	Saint Peter's	66 53	276	H	Fairfield	52 56								
200	H	Siena	65 57	121	N	Middle Tenn.	45 55								
225	H	Manhattan	56 59	310	A	UTRGV	46 63								
268	A	Rider	54 70	230	H	Morehead St.	52 76								
225	A	Manhattan	39 58	20	A	Buffalo	47 73								

Non-Div I Games:

Canisius

Average RPI Win:	246	WON-LOST	WINNING	LAST 10	STRENGTH OF	OPP. STRENGTH	TEAM	ADJ.	CONF.	ADJ CONF.
Average RPI Loss:	61	RECORD	PCT. RANK	GAMES	SCHEDULE	OF SCHEDULE	RPI	RPI	RPI	RPI
DIV. I ONLY	10- 5	81	9- 1	171	166	94	94	27	27	
DIV. I NON-CONF.	3- 4	209	2- 2	8	42	50	50	26	26	

TOTALS	RPI 1-25	RPI 26-50	W-L RECORDS	RPI 51-100	RPI 101-999	RPI 201+				
10- 5	0- 3	0- 0	OVERALL	0- 1	10- 1	8- 0				
5- 1	0- 0	0- 0	HOME	0- 0	5- 1	4- 0				
3- 4	0- 0	0- 0	AWAY	0- 0	3- 0	3- 0				
2- 0	0- 0	0- 0	NEUTRAL	0- 0	2- 0	1- 0				
3- 4	0- 3	0- 0	NON-CONFERENCE	0- 1	3- 0	2- 0				
1- 0	0- 0	0- 0	HOME	0- 0	1- 0	1- 0				
0- 4	0- 3	0- 0	AWAY	0- 1	0- 0	0- 0				
2- 0	0- 0	0- 0	NEUTRAL	0- 0	2- 0	1- 0				
7- 1	0- 0	0- 0	CONFERENCE	0- 0	7- 1	6- 0				
4- 1	0- 0	0- 0	HOME	0- 0	4- 1	3- 0				
3- 0	0- 0	0- 0	AWAY	0- 0	3- 0	3- 0				
0- 0	0- 0	0- 0	NEUTRAL	0- 0	0- 0	0- 0				

RPI 1-25				RPI 26-50				RPI 51-100 Team's RPI: 94				RPI 101+			
RPI	S	Opponent	Score	RPI	S	Opponent	Score	RPI	S	Opponent	Score	RPI	S	Opponent	Score
9	A	Tennessee	34 77					93	A	South Ala.	43 64	106	N	Clemson	53 47
12	A	Baylor	55 86									150	H	Lamar University	51 39
15	A	Texas A&M	61 72									177	H	New Orleans	48 52
												227	H	Abilene Christian	63 45
												255	A	Nicholls St.	69 48
												261	N	North Dakota St.	68 45
												267	A	A&M-Corpus Christi	58 50
												274	H	Alcorn	75 52
												282	A	Incarnate Word	57 35
												298	H	Southeastern La.	63 47
												339	H	Sam Houston St.	69 44
LAST 12 Division I GAMES:															
227	H	Abilene Christian	63 45	298	H	Southeastern La.	63 47								
177	H	New Orleans	48 52	267	A	A&M-Corpus Christi	58 50								
255	A	Nicholls St.	69 48	261	N	North Dakota St.	68 45								
282	A	Incarnate Word	57 35	106	N	Clemson	53 47								
150	H	Lamar University	51 39	93	A	South Ala.	43 64								
339	H	Sam Houston St.	69 44	15	A	Texas A&M	61 72								

Non-Div I Games: Central Baptist 75 34 Williams Baptist 77 31 Crowley's Ridge 106 23 Hendrix 79 22
Central Ark.

Average RPI Win: 288

Average RPI Loss: 175

WON-LOST
RECORDWINNING
PCT. RANKLAST 10
GAMESSTRENGTH OF
SCHEDULEOPP. STRENGTH
OF SCHEDULETEAM
RPIADJ.
RPICONF.
RPIADJ CONF.
RPIDIV. I ONLY
DIV. I NON-CONF.2- 16
0- 11330
3372- 8
0- 5149
26301
229316
273316
27328
2828
28

TOTALS

RPI 1-25

RPI 26-50

W-L RECORDS

RPI 51-100

RPI 101-999

RPI 201+

2- 16

0- 0

0- 2

OVERALL

0- 4

2- 10

2- 8

2- 7

0- 0

0- 0

HOME

0- 2

2- 5

2- 4

0- 9

0- 0

0- 2

AWAY

0- 2

0- 5

0- 4

0- 0

0- 0

0- 0

NEUTRAL

0- 0

0- 0

0- 0

0- 11

0- 0

0- 2

NON-CONFERENCE

0- 4

0- 5

0- 3

0- 4

0- 0

0- 0

HOME

0- 2

0- 2

0- 1

0- 7

0- 0

0- 2

AWAY

0- 2

0- 3

0- 2

0- 0

0- 0

0- 0

NEUTRAL

0- 0

0- 0

0- 0

2- 5

0- 0

0- 0

CONFERENCE

0- 0

2- 5

2- 5

2- 3

0- 0

0- 0

HOME

0- 0

2- 3

2- 3

0- 2

0- 0

0- 0

AWAY

0- 0

0- 2

0- 2

0- 0

0- 0

0- 0

NEUTRAL

0- 0

0- 0

0- 0

RPI 1-25

RPI 26-50

RPI 51-100

RPI 101+

Team's RPI: 316

RPI S Opponent Score

RPI S Opponent Score

RPI S Opponent Score

RPI S Opponent Score

33 A West Virginia 52 102
37 A Virginia 59 10359 A Duquesne 58 83
63 H Albany (NY) 60 72
78 A Penn St. 66 83
89 H Brown 55 78126 H Yale 62 75
137 A Hartford 52 68
221 A Stony Brook 55 60
251 H LIU Brooklyn 54 61
257 H Sacred Heart 69 59
264 H Mt. St. Mary's 56 68
278 A Bryant 50 66
279 H St. Francis Brooklyn 70 78
290 A Fairleigh Dickinson 49 78
295 H Morgan St. 41 61
302 A Vermont 48 62
319 H Wagner 59 56

LAST 12 Division I GAMES:

251 H LIU Brooklyn 54 61
279 H St. Francis Brooklyn 70 78
290 A Fairleigh Dickinson 49 78
257 H Sacred Heart 69 59
278 A Bryant 50 66
319 H Wagner 59 56
264 H Mt. St. Mary's 56 68
302 A Vermont 48 62
221 A Stony Brook 55 60
290 A Fairleigh Dickinson 49 78
126 H Yale 62 75
137 A Hartford 52 68
59 A Duquesne 58 83

Central Conn. St.

Central Conn. St.

Non-Div I Games:

Central Conn. St.

Loss, Non-Conf, S Site, H Home A Away N Neutral

Average RPI Win: 158

Average RPI Loss: 54

WON-LOST
RECORDWINNING
PCT. RANKLAST 10
GAMESSTRENGTH OF
SCHEDULEOPP. STRENGTH
OF SCHEDULETEAM
RPIADJ.
RPICONF.
RPIADJ CONF.
RPIDIV. I ONLY
DIV. I NON-CONF.14- 3
7- 324
748- 2
3- 2113
17851
4939
8339
837
87
8

TOTALS

RPI 1-25

RPI 26-50

W-L RECORDS

RPI 51-100

RPI 101-999

RPI 201+

14- 3

0- 0

1- 1

OVERALL

1- 2

12- 0

4- 0

5- 2

0- 0

0- 1

HOME

1- 1

4- 0

1- 0

7- 1

0- 0

1- 0

AWAY

0- 1

6- 0

2- 0

2- 0

0- 0

0- 0

NEUTRAL

0- 0

2- 0

1- 0

7- 3

0- 0

0- 1

NON-CONFERENCE

0- 2

7- 0

3- 0

2- 2

0- 0

0- 1

HOME

0- 1

2- 0

1- 0

3- 1

0- 0

0- 0

AWAY

0- 1

3- 0

1- 0

2- 0

0- 0

0- 0

NEUTRAL

0- 0

2- 0

1- 0

7- 0

0- 0

1- 0

CONFERENCE

1- 0

5- 0

1- 0

3- 0

0- 0

0- 0

HOME

1- 0

2- 0

0- 0

4- 0

0- 0

1- 0

AWAY

0- 0

3- 0

1- 0

0- 0

0- 0

0- 0

NEUTRAL

0- 0

0- 0

0- 0

RPI 1-25

RPI 26-50

Team's RPI: 39

RPI 51-100

RPI 101+

RPI S Opponent Score

RPI S Opponent Score

35 A Ball St. 69 65

47 H Purdue 69 79

RPI S Opponent Score

56 H Quinnipiac 70 84

59 A Duquesne 61 64

77 H Ohio 82 58

RPI S Opponent Score

115 H Kent St. 88 84

124 A Miami (OH) 84 66

130 H Bowling Green 90 54

131 H Vanderbilt 92 75

145 A Northern Ill. 81 78

151 A SIUE 94 56

160 A Oakland 103 85

162 N Iowa St. 81 60

219 A Akron 95 86

229 N San Diego St. 85 76

253 H Col. of Charleston 79 58

284 A Indiana St. 77 67

LAST 12 Division I GAMES:

219 A Akron 95 86

145 A Northern Ill. 81 78

115 H Kent St. 88 84

130 H Bowling Green 90 54

124 A Miami (OH) 84 66

77 H Ohio 82 58

35 A Ball St. 69 65

56 H Quinnipiac 70 84

59 A Duquesne 61 64

284 A Indiana St. 77 67

151 A SIUE 94 56

160 A Oakland 103 85

Non-Div I Games:

Aquinas

96 47

Central Mich.

Loss, Non-Conf, S Site, H Home A Away N Neutral

Average RPI Win:	322	WON-LOST	WINNING	LAST 10	STRENGTH OF	OPP. STRENGTH	TEAM	ADJ.	CONF.	ADJ CONF.
Average RPI Loss:	201	RECORD	PCT. RANK	GAMES	SCHEDULE	OF SCHEDULE	RPI	RPI	RPI	RPI
DIV. I ONLY	4- 11	289	3- 6	323	330	329	329	29	29	
DIV. I NON-CONF.	2- 6	280	1- 3	325	248	326	326	29	29	

TOTALS	RPI 1-25	RPI 26-50	W-L RECORDS	RPI 51-100	RPI 101-999	RPI 201+				
4- 11	0- 0	0- 0	OVERALL	0- 1	4- 10	4- 7				
3- 4	0- 0	0- 0	HOME	0- 0	3- 4	3- 4				
1- 6	0- 0	0- 0	AWAY	0- 0	1- 2	1- 2				
0- 1	0- 0	0- 0	NEUTRAL	0- 0	0- 1	0- 0				
2- 6	0- 0	0- 0	NON-CONFERENCE	0- 1	2- 5	2- 3				
1- 2	0- 0	0- 0	HOME	0- 0	1- 2	1- 2				
1- 3	0- 0	0- 0	AWAY	0- 1	1- 2	1- 1				
0- 1	0- 0	0- 0	NEUTRAL	0- 0	0- 1	0- 0				
2- 5	0- 0	0- 0	CONFERENCE	0- 0	2- 5	2- 4				
2- 2	0- 0	0- 0	HOME	0- 0	2- 2	2- 2				
0- 3	0- 0	0- 0	AWAY	0- 0	0- 3	0- 2				
0- 0	0- 0	0- 0	NEUTRAL	0- 0	0- 0	0- 0				

RPI 1-25				RPI 26-50				RPI 51-100				RPI 101+				Team's RPI: 329
RPI	S	Opponent	Score	RPI	S	Opponent	Score	RPI	S	Opponent	Score	RPI	S	Opponent	Score	
								55	A	Georgi a Tech	51 78	106	A	Cl emson	30 66	
												137	N	Hartford	43 62	
												144	A	Li berty	53 63	
												205	H	Radford	56 61	
												213	A	Gardner-Webb	52 68	
												247	A	Campbel l	49 58	
												249	H	UNC Asheville l le	61 78	
												254	H	Lipscomb	54 58	
												280	A	FIU	70 77	
												289	A	Wofford	68 45	
												307	H	Coppin St.	72 58	
												322	H	South Carolina St.	58 60	
												344	H	Winthrop	81 45	
												348	H	Longwood	73 57	

LAST 12 Division I GAMES:																
249	H	UNC Asheville l le	61 78	348	H	Longwood	73 57									
213	A	Gardner-Webb	52 68	289	A	Wofford	68 45									
344	H	Winthrop	81 45	55	A	Georgi a Tech	51 78									
205	H	Radford	56 61	322	H	South Carolina St.	58 60									
247	A	Campbel l	49 58	106	A	Cl emson	30 66									
144	A	Li berty	53 63	280	A	FIU	70 77									

Non-Div I Games: Erskine 79 43 Southern Wesleyan 94 56

Charleston So.

Average RPI Win:	231	WON-LOST	WINNING	LAST 10	STRENGTH OF	OPP. STRENGTH	TEAM	ADJ.	CONF.	ADJ CONF.
Average RPI Loss:	115	RECORD	PCT. RANK	GAMES	SCHEDULE	OF SCHEDULE	RPI	RPI	RPI	RPI
DIV. I ONLY	6- 12	261	3- 7	62	196	193	193	18	18	
DIV. I NON-CONF.	4- 9	249	2- 5	68	130	202	202	19	19	

TOTALS	RPI 1-25	RPI 26-50	W-L RECORDS	RPI 51-100	RPI 101-999	RPI 201+				
6- 12	0- 1	0- 2	OVERALL	1- 2	5- 7	4- 2				
4- 3	0- 1	0- 0	HOME	1- 1	3- 1	2- 0				
2- 7	0- 0	0- 0	AWAY	0- 1	2- 6	2- 2				
0- 2	0- 0	0- 2	NEUTRAL	0- 0	0- 0	0- 0				
4- 9	0- 1	0- 2	NON-CONFERENCE	1- 2	3- 4	3- 1				
3- 2	0- 1	0- 0	HOME	1- 1	2- 0	2- 0				
1- 5	0- 0	0- 0	AWAY	0- 1	1- 4	1- 1				
0- 2	0- 0	0- 2	NEUTRAL	0- 0	0- 0	0- 0				
2- 3	0- 0	0- 0	CONFERENCE	0- 0	2- 3	1- 1				
1- 1	0- 0	0- 0	HOME	0- 0	1- 1	0- 0				
1- 2	0- 0	0- 0	AWAY	0- 0	1- 2	1- 1				
0- 0	0- 0	0- 0	NEUTRAL	0- 0	0- 0	0- 0				

RPI	S	Opponent	Score	RPI	S	Opponent	Score	RPI	S	Opponent	Score	RPI	S	Opponent	Score	Team's RPI: 193
14	H	Rutgers	54 77	30	N	South Dakota St.	70 71	59	H	Duquesne	75 72	102	A	Wake Forest	69 71	
				31	N	Iowa	64 77	80	H	Mercer	74 90	122	H	Southern Mi ss.	66 56	
								82	A	Arkansas	72 73	123	H	Ri ce	55 62	
												128	A	UTEP	58 67	
												149	A	Davi dson	66 68	
												182	A	Wi sconsi n	66 80	
												218	A	North Texas	68 73	
												242	A	East Caroli na	55 58	
												249	A	UNC Asheville	51 47	
												307	H	Coppin St.	78 49	
												322	H	South Caroli na St.	64 49	
												324	A	Ol d Domi ni on	63 60	

LAST 12 Division I GAMES:																
123	H	Rice	55 62	322	H	South Carolina St.	64 49	149	A	Davi dson	66 68	102	A	Wake Forest	69 71	
218	A	North Texas	68 73	82	A	Arkansas	72 73	307	H	Coppin St.	78 49	242	A	East Caroli na	55 58	
128	A	UTEP	58 67	249	A	UNC Asheville	51 47	324	A	Ol d Domi ni on	63 60					
324	A	Ol d Domi ni on	63 60													
122	H	Southern Mi ss.	66 56													
80	H	Mercer	74 90													

Non-Div I Games:

Charlotte

Average RPI Win:	189	WON-LOST	WINNING	LAST 10	STRENGTH OF	OPP. STRENGTH	TEAM	ADJ.	CONF.	ADJ CONF.
Average RPI Loss:	93	RECORD	PCT. RANK	GAMES	SCHEDULE	OF SCHEDULE	RPI	RPI	RPI	RPI
DIV. I ONLY	12- 7	97	6- 4	137	99	96	96	17	17	
DIV. I NON-CONF.	9- 5	99	5- 2	72	51	68	68	16	16	

TOTALS	RPI 1-25	RPI 26-50	W-L RECORDS	RPI 51-100	RPI 101-999	RPI 201+				
12- 7	0- 1	1- 1	OVERALL	1- 2	10- 3	5- 0				
6- 2	0- 0	1- 0	HOME	0- 2	5- 0	4- 0				
3- 4	0- 1	0- 0	AWAY	1- 0	2- 3	1- 0				
3- 1	0- 0	0- 1	NEUTRAL	0- 0	3- 0	0- 0				
9- 5	0- 1	1- 1	NON-CONFERENCE	1- 2	7- 1	2- 0				
4- 2	0- 0	1- 0	HOME	0- 2	3- 0	2- 0				
2- 2	0- 1	0- 0	AWAY	1- 0	1- 1	0- 0				
3- 1	0- 0	0- 1	NEUTRAL	0- 0	3- 0	0- 0				
3- 2	0- 0	0- 0	CONFERENCE	0- 0	3- 2	3- 0				
2- 0	0- 0	0- 0	HOME	0- 0	2- 0	2- 0				
1- 2	0- 0	0- 0	AWAY	0- 0	1- 2	1- 0				
0- 0	0- 0	0- 0	NEUTRAL	0- 0	0- 0	0- 0				

RPI 1-25				RPI 26-50				RPI 51-100				Team's RPI : 96				RPI 101+			
RPI	S	Opponent	Score	RPI	S	Opponent	Score	RPI	S	Opponent	Score	RPI	S	Opponent	Score	RPI	S	Opponent	Score
13	A	Green Bay	30 60	43	H	FGCU	68 61	53	H	UCF	57 58	107	N	Auburn	50 41				
				48	N	Princeton	49 59	72	A	Indiana	64 61	127	A	ETSU	58 65				
								73	H	Virginia Tech	44 64	152	N	Georgetown	54 41				
												164	A	Furman	57 58				
												172	A	Stetson	67 78				
												183	H	Hampton	64 52				
												188	N	Northwestern	61 44				
												191	A	Florida	65 60				
												225	H	UNCG	49 42				
												246	H	UT Martin	87 82				
												260	H	Presbyterian	71 51				
												289	A	Wofford	54 47				
												315	H	Western Caro.	47 32				

LAST 12 Division I GAMES:																			
164	A	Furman	57 58	48	N	Princeton	49 59	191	A	Florida	65 60								
289	A	Wofford	54 47	43	H	FGCU	68 61	73	H	Virginia Tech	44 64								
127	A	ETSU	58 65	246	H	UT Martin	87 82	107	N	Auburn	50 41								
315	H	Western Caro.	47 32	183	H	Hampton	64 52												
225	H	UNCG	49 42																

Non-Div I Games:

Chattanooga

Average RPI Win:	0	WON-LOST	WINNING	LAST 10	STRENGTH OF	OPP. STRENGTH	TEAM	ADJ.	CONF.	ADJ CONF.
Average RPI Loss:	192	RECORD	PCT. RANK	GAMES	SCHEDULE	OF SCHEDULE	RPI	RPI	RPI	RPI
DIV. I ONLY	0- 20	345	0- 10	200	320	338	338	30	30	
DIV. I NON-CONF.	0- 15	337	0- 7	165	288	337	337	30	30	

TOTALS	RPI 1-25	RPI 26-50	W-L RECORDS	RPI 51-100	RPI 101-999	RPI 201+				
0- 20	0- 0	0- 0	OVERALL	0- 2	0- 18	0- 9				
0- 9	0- 0	0- 0	HOME	0- 1	0- 8	0- 5				
0- 10	0- 0	0- 0	AWAY	0- 1	0- 9	0- 4				
0- 1	0- 0	0- 0	NEUTRAL	0- 0	0- 1	0- 0				
0- 15	0- 0	0- 0	NON-CONFERENCE	0- 2	0- 13	0- 4				
0- 7	0- 0	0- 0	HOME	0- 1	0- 6	0- 3				
0- 7	0- 0	0- 0	AWAY	0- 1	0- 6	0- 1				
0- 1	0- 0	0- 0	NEUTRAL	0- 0	0- 1	0- 0				
0- 5	0- 0	0- 0	CONFERENCE	0- 0	0- 5	0- 5				
0- 2	0- 0	0- 0	HOME	0- 0	0- 2	0- 2				
0- 3	0- 0	0- 0	AWAY	0- 0	0- 3	0- 3				
0- 0	0- 0	0- 0	NEUTRAL	0- 0	0- 0	0- 0				

RPI 1-25				RPI 26-50				RPI 51-100				RPI 101+ Team's RPI: 338					
RPI	S	Opponent	Score	RPI	S	Opponent	Score	RPI	S	Opponent	Score	RPI	S	Opponent	Score		
								68	A	Kansas St.	51	99	101	A	Wright St.	39	84
								92	H	Milwaukee	59	84	109	A	Western Ill.	54	71
													109	H	Western Ill.	45	83
													145	H	Northern Ill.	59	80
													153	A	Wichita St.	63	66
													155	A	Pittsburgh	49	87
													166	A	Illinois	56	66
													180	N	Oral Roberts	43	73
													188	H	Northwestern	36	63
													209	H	Seattle U	56	63
													230	H	Morehead St.	40	79
													245	A	New Mexico St.	59	74
													263	A	Valparaiso	60	71
													265	A	CSU Bakersfield	49	63
													277	A	Grand Canyon	36	64
													292	H	Loyola Chicago	28	46
													297	H	Jackson St.	69	87
													301	H	Utah Valley	30	68
LAST 12 Division I GAMES:																	
265	A	CSU Bakersfield	49	63	92	H	Milwaukee	59	84	68	A	Kansas St.	51	99			
277	A	Grand Canyon	36	64	180	N	Oral Roberts	43	73	153	A	Wichita St.	63	66			
301	H	Utah Valley	30	68	263	A	Valparaiso	60	71	101	A	Wright St.	39	84			
209	H	Seattle U	56	63													
245	A	New Mexico St.	59	74													
155	A	Pittsburgh	49	87													

Non-Div I Games:

Chicago St.

RPI 1-25				RPI 26-50				RPI 51-100				RPI 101+				Team's RPI: 143	
RPI	S	Opponent	Score	RPI	S	Opponent	Score	RPI	S	Opponent	Score	RPI	S	Opponent	Score		
6	H	Ohio St.	76 87	29	H	South Fla.	46 69					124	H	Miami (OH)	73 62		
				45	A	Houston	88 82					127	A	ETSU	77 87		
												130	H	Bowling Green	75 51		
												148	H	Saint Francis (PA)	73 77		
												155	H	Pittsburgh	46 66		
												156	A	Xavier	50 53		
												158	A	Tulsa	51 64		
												165	H	Temple	80 72		
												173	H	Memphis	64 53		
												208	H	Southeast Mo. St.	65 52		
												239	H	Howard	87 53		
												242	A	East Carolina	66 54		
												288	H	Eastern Ky.	64 53		
												298	H	Southeastern La.	82 43		
												324	A	Old Dominion	54 33		
LAST 12 Division I GAMES:																	
				173	H	Memphis	64 53	130	H	Bowling Green	75 51						
				165	H	Temple	80 72	6	H	Ohio St.	76 87						
				45	A	Houston	88 82	239	H	Howard	87 53						
				158	A	Tulsa	51 64	156	A	Xavier	50 53						
				29	H	South Fla.	46 69	324	A	Old Dominion	54 33						
				242	A	East Carolina	66 54	208	H	Southeast Mo. St.	65 52						

Cincinnati

C
l
e
m
s
o
n

Clemson				Through Games Of Jan. 23, 2018							
Average RPI	Win:	238	WON-LOST	WINNING	LAST 10	STRENGTH OF	OPP. STRENGTH	TEAM	ADJ.	CONF.	ADJ CONF.
Average RPI	Loss:	42	RECORD	PCT. RANK	GAMES	SCHEDULE	OF SCHEDULE	RPI	RPI	RPI	RPI
DIV. I ONLY		11- 9		148	3- 7	85	74	106	106	1	1
DIV. I NON-CONF.		10- 3		51	4- 1	223	247	107	107	1	1

TOTALS		RPI 1-25		RPI 26-50		W-L RECORDS		RPI 51-100	RPI 101-999		RPI 201+
11- 9		0- 4		0- 1		OVERALL		1- 4	10- 0		7- 0
7- 3		0- 2		0- 0		HOME		0- 1	7- 0		5- 0
3- 4		0- 1		0- 1		AWAY		1- 2	2- 0		1- 0
1- 2		0- 1		0- 0		NEUTRAL		0- 1	1- 0		1- 0
10- 3		0- 2		0- 0		NON-CONFERENCE		1- 1	9- 0		7- 0
6- 1		0- 1		0- 0		HOME		0- 0	6- 0		5- 0
3- 0		0- 0		0- 0		AWAY		1- 0	2- 0		1- 0
1- 2		0- 1		0- 0		NEUTRAL		0- 1	1- 0		1- 0
1- 6		0- 2		0- 1		CONFERENCE		0- 3	1- 0		0- 0
1- 2		0- 1		0- 0		HOME		0- 1	1- 0		0- 0
0- 4		0- 1		0- 1		AWAY		0- 2	0- 0		0- 0
0- 0		0- 0		0- 0		NEUTRAL		0- 0	0- 0		0- 0

RPI 1-25				RPI 26-50				RPI 51-100				RPI 101+ Team's RPI: 106			
RPI	S	Opponent	Score	RPI	S	Opponent	Score	RPI	S	Opponent	Score	RPI	S	Opponent	Score
2	A	Notre Dame	37 90	37	A	Virginia	41 70	55	A	Georgia Tech	33 66	135	H	Jacksonville St.	53 45
4	H	Florida St.	47 69					61	A	Nebraska	67 66	179	H	Boston College	65 61
20	N	Buffalo	41 61					64	H	Miami (FL)	60 72	194	A	Louisiana Tech	55 47
22	H	South Carolina	36 66					84	A	North Carolina	52 59	250	H	Kennesaw St.	41 28
								94	N	Central Ark.	47 53	280	A	FIU	67 65
												286	N	Detroit Mercy	72 44
												287	H	Monmouth	57 54
												296	H	Prairie View	64 58
												322	H	South Carolina St.	56 48
												329	H	Charleston So.	66 30

LAST 12 Division I GAMES:															
2	A	Notre Dame	37 90	55	A	Georgia Tech	33 66	280	A	FIU	67 65				
179	H	Boston College	65 61					94	N	Central Ark.	47 53				
64	H	Miami (FL)	60 72					135	H	Jacksonville St.	53 45				
84	A	North Carolina	52 59					296	H	Prairie View	64 58				
37	A	Virginia	41 70					194	A	Louisiana Tech	55 47				
4	H	Florida St.	47 69												

Non-Div I Games:

Clemson

C
l
e
m
s
o
n

Cleveland and St.

Cleveland and St.				Through Games Of Jan. 23, 2018						
Average RPI Win:	231	WON-LOST	WINNING	LAST 10	STRENGTH OF	OPP. STRENGTH	TEAM	ADJ.	CONF.	ADJ CONF.
Average RPI Loss:	88	RECORD	PCT. RANK	GAMES	SCHEDULE	OF SCHEDULE	RPI	RPI	RPI	RPI
DIV. I ONLY	12- 7	97	6- 4	184	182	132	132	11	11	
DIV. I NON-CONF.	8- 3	65	3- 1	183	219	90	90	12	12	

TOTALS	RPI 1-25	RPI 26-50	W-L RECORDS	RPI 51-100	RPI 101-999	RPI 201+				
12- 7	0- 1	0- 2	OVERALL	1- 2	11- 2	8- 1				
7- 3	0- 0	0- 1	HOME	1- 1	6- 1	4- 1				
4- 3	0- 1	0- 1	AWAY	0- 1	4- 0	4- 0				
1- 1	0- 0	0- 0	NEUTRAL	0- 0	1- 1	0- 0				
8- 3	0- 0	0- 2	NON-CONFERENCE	1- 0	7- 1	5- 0				
4- 1	0- 0	0- 1	HOME	1- 0	3- 0	2- 0				
3- 1	0- 0	0- 1	AWAY	0- 0	3- 0	3- 0				
1- 1	0- 0	0- 0	NEUTRAL	0- 0	1- 1	0- 0				
4- 4	0- 1	0- 0	CONFERENCE	0- 2	4- 1	3- 1				
3- 2	0- 0	0- 0	HOME	0- 1	3- 1	2- 1				
1- 2	0- 1	0- 0	AWAY	0- 1	1- 0	1- 0				
0- 0	0- 0	0- 0	NEUTRAL	0- 0	0- 0	0- 0				

RPI 1-25				RPI 26-50				RPI 51-100				RPI 101+ Team's RPI: 132			
RPI	S	Opponent	Score	RPI	S	Opponent	Score	RPI	S	Opponent	Score	RPI	S	Opponent	Score
13	A	Green Bay	43 69	35	H	Ball St.	64 76	77	H	Ohio	71 64	110	N	Saint Louis	64 80
				45	A	Toledo	56 65	85	H	IUPUI	64 77	119	N	Louisiana	54 45
								92	A	Milwaukee	72 79	160	H	Oakland	70 62
												197	H	Eastern Mich.	77 65
												207	A	Niagara	70 61
												217	A	Bradley	67 65
												235	H	Youngstown St.	52 66
												256	A	Illinois St.	56 47
												262	A	Northern Ky.	70 65
												286	H	Detroit Mercy	75 50
												326	H	Ill. -Chicago	70 67
												327	H	Marshall	85 76
												342	H	Eastern Ill.	77 69

LAST 12 Division I GAMES:															
				235	H	Youngstown St.	52 66					286	H	Detroit Mercy	75 50
				262	A	Northern Ky.	70 65					160	H	Oakland	70 62
				13	A	Green Bay	43 69					217	A	Bradley	67 65
				92	A	Milwaukee	72 79					256	A	Illinois St.	56 47
				326	H	Ill. -Chicago	70 67					45	A	Toledo	56 65
				85	H	IUPUI	64 77					77	H	Ohio	71 64

Non-Div I Games:

Cleveland and St.

Cleveland and St.

Average RPI Win: **269**
 Average RPI Loss: **165**

WON-LOST
RECORD

WINNING
PCT. RANK

LAST 10
GAMES

STRENGTH OF
SCHEDULE

OPP. STRENGTH
OF SCHEDULE

TEAM
RPI

ADJ.
RPI

CONF.
RPI

ADJ CONF.
RPI

DIV. I ONLY	9- 8	155	6- 4	325	217	271	271	23	23
DIV. I NON-CONF.	4- 5	202	3- 1	330	212	318	318	23	23

TOTALS	RPI 1-25	RPI 26-50	W-L RECORDS	RPI 51-100	RPI 101-999	RPI 201+			
9- 8	0- 1	0- 0	OVERALL	0- 2	9- 5	7- 4			
8- 2	0- 0	0- 0	HOME	0- 0	8- 2	6- 2			
1- 3	0- 0	0- 0	AWAY	0- 1	1- 2	1- 1			
0- 3	0- 1	0- 0	NEUTRAL	0- 1	0- 1	0- 1			
4- 5	0- 1	0- 0	NON-CONFERENCE	0- 1	4- 3	4- 3			
4- 2	0- 0	0- 0	HOME	0- 0	4- 2	4- 2			
0- 0	0- 0	0- 0	AWAY	0- 0	0- 0	0- 0			
0- 3	0- 1	0- 0	NEUTRAL	0- 1	0- 1	0- 1			
5- 3	0- 0	0- 0	CONFERENCE	0- 1	5- 2	3- 1			
4- 0	0- 0	0- 0	HOME	0- 0	4- 0	2- 0			
1- 3	0- 0	0- 0	AWAY	0- 1	1- 2	1- 1			
0- 0	0- 0	0- 0	NEUTRAL	0- 0	0- 0	0- 0			

RPI 1-25				RPI 26-50				RPI 51-100				RPI 101+ Team's RPI: 271			
RPI	S	Opponent	Score	RPI	S	Opponent	Score	RPI	S	Opponent	Score	RPI	S	Opponent	Score
24	N	Syracuse	57 69					61	N	Nebraska	47 55	119	A	Louisiana	55 59
								93	A	South Ala.	62 68	161	H	Texas St.	65 64
												175	H	UT Arlington	89 76
												218	N	North Texas	34 50
												225	H	UNCG	54 60
												243	A	Troy	97 92
												253	H	Col. of Charleston	70 72
												275	H	UNCW	57 41
												289	H	Wofford	67 51
												308	H	Georgia St.	64 49
												309	H	Fort Wayne	67 58
												330	A	La. -Monroe	56 62
												331	H	Ga. Southern	54 51
												333	H	N. C. Central	68 65

LAST 12 Division I GAMES:															
243	A	Troy	97 92	161	H	Texas St.	65 64	175	H	UT Arlington	89 76	289	H	Wofford	67 51
93	A	South Ala.	62 68	24	N	Syracuse	57 69	333	H	N. C. Central	68 65	309	H	Fort Wayne	67 58
308	H	Georgia St.	64 49												
331	H	Ga. Southern	54 51												
119	A	Louisiana	55 59												
330	A	La. -Monroe	56 62												

Non-Div I Games: Lees-McRae 73 47 Allen 93 49

Coastal Caro.

Loss, **Non-Conf**, **S Site**, **H Home** **A Away** **N Neutral**

Average RPI Win:	265	WON-LOST	WINNING	LAST 10	STRENGTH OF	OPP. STRENGTH	TEAM	ADJ.	CONF.	ADJ CONF.
Average RPI Loss:	151	RECORD	PCT. RANK	GAMES	SCHEDULE	OF SCHEDULE	RPI	RPI	RPI	RPI
DIV. I ONLY	5- 14	291	2- 8	141	261	253	253	10	10	
DIV. I NON-CONF.	4- 7	226	2- 2	162	240	225	225	13	13	

TOTALS	RPI 1-25	RPI 26-50	W-L RECORDS	RPI 51-100	RPI 101-999	RPI 201+				
5- 14	0- 1	0- 2	OVERALL	0- 2	5- 9	5- 5				
2- 8	0- 0	0- 0	HOME	0- 2	2- 6	2- 4				
3- 6	0- 1	0- 2	AWAY	0- 0	3- 3	3- 1				
0- 0	0- 0	0- 0	NEUTRAL	0- 0	0- 0	0- 0				
4- 7	0- 1	0- 2	NON-CONFERENCE	0- 0	4- 4	4- 2				
2- 3	0- 0	0- 0	HOME	0- 0	2- 3	2- 2				
2- 4	0- 1	0- 2	AWAY	0- 0	2- 1	2- 0				
0- 0	0- 0	0- 0	NEUTRAL	0- 0	0- 0	0- 0				
1- 7	0- 0	0- 0	CONFERENCE	0- 2	1- 5	1- 3				
0- 5	0- 0	0- 0	HOME	0- 2	0- 3	0- 2				
1- 2	0- 0	0- 0	AWAY	0- 0	1- 2	1- 1				
0- 0	0- 0	0- 0	NEUTRAL	0- 0	0- 0	0- 0				

RPI 1-25				RPI 26-50				RPI 51-100				RPI 101+ Team's RPI: 253			
RPI	S	Opponent	Score	RPI	S	Opponent	Score	RPI	S	Opponent	Score	RPI	S	Opponent	Score
22	A	South Carolina	43 69	39	A	Central Mich.	58 79	87	H	James Madison	45 67	102	H	Wake Forest	40 77
				44	A	Michigan St.	43 107	99	H	Delaware	59 68	146	H	William & Mary	54 68
												164	A	Furman	58 72
												184	A	Northeastern	37 59
												216	A	Hofstra	60 65
												216	H	Hofstra	60 75
												237	A	North Florida	73 69
												247	H	Campbell	45 53
												254	H	Lipscomb	85 69
												271	A	Coastal Caro.	72 70
												273	A	Towson	80 67
												273	H	Towson	58 83
												281	H	Appalachian St.	70 76
												289	H	Wofford	59 51

LAST 12 Division I GAMES:															
273	H	Towson	58 83	273	A	Towson	80 67	146	H	William & Mary	54 68	102	H	Wake Forest	40 77
87	H	James Madison	45 67	99	H	Delaware	59 68	289	H	Wofford	59 51	273	H	Towson	58 83
216	A	Hofstra	60 65	216	H	Hofstra	60 75	22	A	South Carolina	43 69	281	H	Appalachian St.	70 76
184	A	Northeastern	37 59									289	H	Wofford	59 51

Non-Div I Games:

Col. of Charleston

C
o
l
g
a
t
e

Colgate				Through Games Of Jan. 23, 2018									
Average RPI	Win:	297	WON-LOST	WINNING	LAST 10	STRENGTH OF	OPP. STRENGTH	TEAM	ADJ.	CONF.	ADJ CONF.		
Average RPI	Loss:	154	RECORD	PCT. RANK	GAMES	SCHEDULE	OF SCHEDULE	RPI	RPI	RPI	RPI		
DIV. I ONLY	4- 15	305	0- 10	152	299	270	270	15	15				
DIV. I NON-CONF.	4- 7	226	1- 3	193	335	232	232	18	18				

TOTALS		RPI 1-25		RPI 26-50		W-L RECORDS		RPI 51-100		RPI 101-999		RPI 201+	
4- 15		0- 1		0- 1		OVERALL		0- 3		4- 10		4- 5	
1- 7		0- 0		0- 0		HOME		0- 2		1- 5		1- 2	
3- 8		0- 1		0- 1		AWAY		0- 1		3- 5		3- 3	
0- 0		0- 0		0- 0		NEUTRAL		0- 0		0- 0		0- 0	
4- 7		0- 1		0- 1		NON-CONFERENCE		0- 1		4- 4		4- 2	
1- 3		0- 0		0- 0		HOME		0- 1		1- 2		1- 1	
3- 4		0- 1		0- 1		AWAY		0- 0		3- 2		3- 1	
0- 0		0- 0		0- 0		NEUTRAL		0- 0		0- 0		0- 0	
0- 8		0- 0		0- 0		CONFERENCE		0- 2		0- 6		0- 3	
0- 4		0- 0		0- 0		HOME		0- 1		0- 3		0- 1	
0- 4		0- 0		0- 0		AWAY		0- 1		0- 3		0- 2	
0- 0		0- 0		0- 0		NEUTRAL		0- 0		0- 0		0- 0	

RPI 1-25				RPI 26-50				RPI 51-100				RPI 101+ Team's RPI: 270			
RPI	S	Opponent	Score	RPI	S	Opponent	Score	RPI	S	Opponent	Score	RPI	S	Opponent	Score
24	A	Syracuse	39 79	32	A	Arizona St.	54 65	67	H	American	55 77	126	A	Yale	56 82
								83	A	Navy	54 70	157	H	Lehigh	51 59
								89	H	Brown	73 83	159	H	Boston U.	49 62
												181	A	Bucknell	57 77
												200	H	Siena	70 73
												207	H	Niagara	44 81
												220	H	Holy Cross	64 71
												238	A	Lafayette	48 63
												241	A	Loyola Maryland	55 70
												266	A	Cornell	74 70
												273	A	Towson	65 61
												290	A	Fairleigh Dickinson	51 61
												299	A	Canisius	70 63
												349	H	UMass Lowell	84 64

LAST 12 Division I GAMES:															
241	A	Loyola Maryland	55 70	67	H	American	55 77	220	H	Holy Cross	64 71	207	H	Niagara	44 81
157	H	Lehigh	51 59	89	H	Brown	73 83	83	A	Syracuse	39 79				
181	A	Bucknell	57 77	24	A	Syracuse	39 79	349	H	UMass Lowell	84 64				
159	H	Boston U.	49 62												
83	A	Navy	54 70												
238	A	Lafayette	48 63												

Non-Div I Games:

Colgate

C
o
l
g
a
t
e

Average RPI	Win: 206	WON-LOST RECORD	WINNING PCT. RANK	LAST 10 GAMES	STRENGTH OF SCHEDULE	OPP. STRENGTH OF SCHEDULE	TEAM RPI	ADJ. RPI	CONF. RPI	ADJ CONF. RPI
Average RPI	Loss: 83									
DIV. I ONLY	10- 8	138	3- 6	164	59	136	136	4	4	
DIV. I NON-CONF.	8- 2	45	2- 1	204	160	72	72	3	3	

TOTALS	RPI 1-25	RPI 26-50	W-L RECORDS	RPI 51-100	RPI 101-999	RPI 201+				
10- 8	0- 1	0- 2	OVERALL	1- 3	9- 2	4- 1				
6- 4	0- 1	0- 1	HOME	1- 1	5- 1	3- 0				
4- 4	0- 0	0- 1	AWAY	0- 2	4- 1	1- 1				
0- 0	0- 0	0- 0	NEUTRAL	0- 0	0- 0	0- 0				
8- 2	0- 0	0- 0	NON-CONFERENCE	1- 1	7- 1	3- 0				
5- 1	0- 0	0- 0	HOME	1- 0	4- 1	2- 0				
3- 1	0- 0	0- 0	AWAY	0- 1	3- 0	1- 0				
0- 0	0- 0	0- 0	NEUTRAL	0- 0	0- 0	0- 0				
2- 6	0- 1	0- 2	CONFERENCE	0- 2	2- 1	1- 1				
1- 3	0- 1	0- 1	HOME	0- 1	1- 0	1- 0				
1- 3	0- 0	0- 1	AWAY	0- 1	1- 1	0- 1				
0- 0	0- 0	0- 0	NEUTRAL	0- 0	0- 0	0- 0				

RPI 1-25				RPI 26-50				RPI 51-100				RPI 101+ Team's RPI: 136			
RPI	S	Opponent	Score	RPI	S	Opponent	Score	RPI	S	Opponent	Score	RPI	S	Opponent	Score
8	H	UCLA	55 93	32	A	Arizona St.	59 73	52	H	Southern California	51 86	104	H	George Mason	76 61
				32	H	Arizona St.	47 72	64	H	Miami (FL)	67 61	105	H	Dartmouth	75 81
								69	A	Washington St.	75 89	134	A	Washington	66 61
								84	A	North Carolina	80 87	176	A	Samford	71 60
												185	A	Colorado St.	70 67
												199	H	Fla. Atlantic	76 69
												261	H	North Dakota St.	108 59
												285	A	Arizona	63 72
												285	H	Arizona	79 60
												311	A	Air Force	68 43
												345	H	Mississippi Val.	85 48

LAST 12 Division I GAMES:															
				32	A	Arizona St.	59 73	285	H	Arizona	79 60				
				285	A	Arizona	63 72	32	H	Arizona St.	47 72				
				8	H	UCLA	55 93	311	A	Air Force	68 43				
				52	H	Southern California	51 86	105	H	Dartmouth	75 81				
				134	A	Washington	66 61	185	A	Colorado St.	70 67				
				69	A	Washington St.	75 89	261	H	North Dakota St.	108 59				

Non-Div I Games: Westminster (MO) 106 47

Col orado

Average RPI Win:	221	WON-LOST	WINNING	LAST 10	STRENGTH OF	OPP. STRENGTH	TEAM	ADJ.	CONF.	ADJ CONF.
Average RPI Loss:	132	RECORD	PCT. RANK	GAMES	SCHEDULE	OF SCHEDULE	RPI	RPI	RPI	RPI
DIV. I ONLY	11- 7	106	6- 4	240	154	185	185	16	16	
DIV. I NON-CONF.	7- 3	74	3- 1	156	217	127	127	17	17	

TOTALS	RPI 1-25	RPI 26-50	W-L RECORDS	RPI 51-100	RPI 101-999	RPI 201+				
11- 7	0- 0	1- 1	OVERALL	1- 2	9- 4	8- 1				
7- 5	0- 0	0- 1	HOME	1- 1	6- 3	5- 1				
4- 2	0- 0	1- 0	AWAY	0- 1	3- 1	3- 0				
0- 0	0- 0	0- 0	NEUTRAL	0- 0	0- 0	0- 0				
7- 3	0- 0	1- 1	NON-CONFERENCE	1- 0	5- 2	4- 1				
5- 3	0- 0	0- 1	HOME	1- 0	4- 2	3- 1				
2- 0	0- 0	1- 0	AWAY	0- 0	1- 0	1- 0				
0- 0	0- 0	0- 0	NEUTRAL	0- 0	0- 0	0- 0				
4- 4	0- 0	0- 0	CONFERENCE	0- 2	4- 2	4- 0				
2- 2	0- 0	0- 0	HOME	0- 1	2- 1	2- 0				
2- 2	0- 0	0- 0	AWAY	0- 1	2- 1	2- 0				
0- 0	0- 0	0- 0	NEUTRAL	0- 0	0- 0	0- 0				

RPI 1-25				RPI 26-50				RPI 51-100				RPI 101+				Team's RPI: 185
RPI	S	Opponent	Score	RPI	S	Opponent	Score	RPI	S	Opponent	Score	RPI	S	Opponent	Score	
				34	H	Oklahoma	46 78	58	H	Gonzaga	65 49	116	H	BYU	56 54	
				40	A	Northern Colo.	55 44	66	H	Wyoming	49 53	136	H	Colorado	67 70	
								100	A	UNLV	52 56	185	A	Fresno St.	45 56	
												187	H	Boise St.	58 62	
												202	A	Denver	61 56	
												215	H	Idaho	69 83	
												229	A	San Diego St.	65 63	
												258	H	San Jose St.	63 48	
												291	H	Utah St.	56 45	
												295	H	Morgan St.	60 44	
												296	H	Prairie View	71 59	
												311	A	Air Force	40 39	
												333	H	N.C. Central	85 48	

LAST 12 Division I GAMES:																
				100	A	UNLV	52 56	258	H	San Jose St.	63 48					
				311	A	Air Force	40 39	187	H	Boise St.	58 62					
				66	H	Wyoming	49 53	295	H	Morgan St.	60 44					
				291	H	Utah St.	56 45	296	H	Prairie View	71 59					
				185	A	Fresno St.	45 56	40	A	Northern Colo.	55 44					
				229	A	San Diego St.	65 63	136	H	Colorado	67 70					

Non-Div I Games: Eastern N.M. 75 35

Colorado St.

Col umbi a				Through Games Of Jan. 23, 2018							
Average RPI	Win:	225	WON-LOST	WINNING	LAST 10	STRENGTH OF	OPP. STRENGTH	TEAM	ADJ.	CONF.	ADJ CONF.
Average RPI	Loss:	118	RECORD	PCT. RANK	GAMES	SCHEDULE	OF SCHEDULE	RPI	RPI	RPI	RPI
DIV. I ONLY			6- 12	261	3- 7	111	152	205	205	9	9
DIV. I NON-CONF.			6- 9	214	4- 5	131	149	179	179	9	9

TOTALS		RPI 1-25		RPI 26-50		W-L RECORDS		RPI 51-100		RPI 101-999	RPI 201+
6- 12		0- 3		0- 3		OVERALL		0- 0		6- 6	3- 3
3- 3		0- 1		0- 0		HOME		0- 0		3- 2	1- 2
3- 6		0- 0		0- 2		AWAY		0- 0		3- 4	2- 1
0- 3		0- 2		0- 1		NEUTRAL		0- 0		0- 0	0- 0
6- 9		0- 3		0- 2		NON-CONFERENCE		0- 0		6- 4	3- 2
3- 2		0- 1		0- 0		HOME		0- 0		3- 1	1- 1
3- 4		0- 0		0- 1		AWAY		0- 0		3- 3	2- 1
0- 3		0- 2		0- 1		NEUTRAL		0- 0		0- 0	0- 0
0- 3		0- 0		0- 1		CONFERENCE		0- 0		0- 2	0- 1
0- 1		0- 0		0- 0		HOME		0- 0		0- 1	0- 1
0- 2		0- 0		0- 1		AWAY		0- 0		0- 1	0- 0
0- 0		0- 0		0- 0		NEUTRAL		0- 0		0- 0	0- 0

RPI 1-25				RPI 26-50				RPI 51-100				RPI 101+ Team's RPI: 205			
RPI	S	Opponent	Score	RPI	S	Opponent	Score	RPI	S	Opponent	Score	RPI	S	Opponent	Score
3	N	Mississippi St.	54 90	32	N	Arizona St.	48 72					113	A	Penn	51 70
13	N	Green Bay	43 61	45	A	Houston	53 77					123	A	Rice	44 67
20	H	Buffalo	63 65	48	A	Princeton	47 69					148	H	Saint Francis (PA)	94 81
												178	A	Providence	73 64
												179	H	Boston College	68 60
												183	A	Hampton	58 60
												216	H	Hofstra	75 53
												224	H	Richmond	79 85
												266	H	Cornell	47 57
												302	A	Vermont	73 66
												328	A	UMBC	60 44
												349	A	UMass Lowell	70 77
LAST 12 Division I GAMES:															
266	H	Cornell	47 57	216	H	Hofstra	75 53								
113	A	Penn	51 70	20	H	Buffalo	63 65								
48	A	Princeton	47 69	148	H	Saint Francis (PA)	94 81								
183	A	Hampton	58 60	328	A	UMBC	60 44								
123	A	Rice	44 67	179	H	Boston College	68 60								
45	A	Houston	53 77	32	N	Arizona St.	48 72								

Non-Div I Games:

Col umbi a

Average RPI Win:	309	WON-LOST	WINNING	LAST 10	STRENGTH OF	OPP. STRENGTH	TEAM	ADJ.	CONF.	ADJ CONF.
Average RPI Loss:	176	RECORD	PCT. RANK	GAMES	SCHEDULE	OF SCHEDULE	RPI	RPI	RPI	RPI
DIV. I ONLY	4- 14	300	3- 7	232	325	307	307	31	31	
DIV. I NON-CONF.	1- 11	331	0- 6	136	209	299	299	31	31	

TOTALS	RPI 1-25	RPI 26-50	W-L RECORDS	RPI 51-100	RPI 101-999	RPI 201+				
4- 14	0- 3	0- 1	OVERALL	0- 0	4- 10	4- 6				
4- 1	0- 1	0- 0	HOME	0- 0	4- 0	4- 0				
0- 11	0- 0	0- 0	AWAY	0- 0	0- 2	0- 2				
0- 2	0- 1	0- 0	NEUTRAL	0- 0	0- 1	0- 1				
1- 11	0- 3	0- 1	NON-CONFERENCE	0- 0	1- 7	1- 4				
1- 1	0- 1	0- 0	HOME	0- 0	1- 0	1- 0				
0- 8	0- 1	0- 1	AWAY	0- 0	0- 6	0- 3				
0- 2	0- 1	0- 0	NEUTRAL	0- 0	0- 1	0- 1				
3- 3	0- 0	0- 0	CONFERENCE	0- 0	3- 3	3- 2				
3- 0	0- 0	0- 0	HOME	0- 0	3- 0	3- 0				
0- 3	0- 0	0- 0	AWAY	0- 0	0- 3	0- 2				
0- 0	0- 0	0- 0	NEUTRAL	0- 0	0- 0	0- 0				

RPI 1-25				RPI 26-50				RPI 51-100				RPI 101+ Team's RPI: 307			
RPI	S	Opponent	Score	RPI	S	Opponent	Score	RPI	S	Opponent	Score	RPI	S	Opponent	Score
11	N	Missouri	50 73	33	A	West Virginia	43 101					121	A	Middle Tenn.	39 69
12	A	Baylor	54 100									133	A	SFA	59 72
25	H	Maryland	49 113									193	A	Charlotte	49 78
												195	A	Norfolk St.	57 71
												225	N	Manhattan	56 74
												231	A	N.C. A&T	63 64
												264	H	Mt. St. Mary's	68 54
												295	H	Morgan St.	55 53
												304	A	VCU	47 62
												324	A	Old Dominion	67 75
												329	A	Charleston So.	58 72
												332	H	Florida A&M	62 56
												333	A	N.C. Central	52 60
												343	H	Savannah St.	66 57

LAST 12 Division I GAMES:															
295	H	Morgan St.	55 53	25	H	Maryland	49 113	304	A	VCU	47 62				
231	A	N.C. A&T	63 64	33	A	West Virginia	43 101	33	A	West Virginia	43 101				
333	A	N.C. Central	52 60					121	A	Middle Tenn.	39 69				
332	H	Florida A&M	62 56					193	A	Charlotte	49 78				
343	H	Savannah St.	66 57					324	A	Old Dominion	67 75				
195	A	Norfolk St.	57 71												

Non-Div I Games:

Coppin St.

Average RPI Win: **283**
 Average RPI Loss: **158**

WON-LOST
RECORD

WINNING
PCT. RANK

LAST 10
GAMES

STRENGTH OF
SCHEDULE

OPP. STRENGTH
OF SCHEDULE

TEAM
RPI

ADJ.
RPI

CONF.
RPI

ADJ CONF.
RPI

DIV. I ONLY	5- 11	276	4- 6	272	243	266	266	9	9
DIV. I NON-CONF.	4- 9	249	4- 5	310	302	294	294	9	9
<hr/>									
TOTALS	RPI 1-25	RPI 26-50	W-L RECORDS	RPI 51-100	RPI 101-999	RPI 201+			
5- 11	0- 0	0- 2	OVERALL	0- 0	5- 9	5- 3			
1- 5	0- 0	0- 0	HOME	0- 0	1- 5	1- 2			
4- 6	0- 0	0- 2	AWAY	0- 0	4- 4	4- 1			
0- 0	0- 0	0- 0	NEUTRAL	0- 0	0- 0	0- 0			
4- 9	0- 0	0- 1	NON-CONFERENCE	0- 0	4- 8	4- 3			
1- 5	0- 0	0- 0	HOME	0- 0	1- 5	1- 2			
3- 4	0- 0	0- 1	AWAY	0- 0	3- 3	3- 1			
0- 0	0- 0	0- 0	NEUTRAL	0- 0	0- 0	0- 0			
1- 2	0- 0	0- 1	CONFERENCE	0- 0	1- 1	1- 0			
0- 0	0- 0	0- 0	HOME	0- 0	0- 0	0- 0			
1- 2	0- 0	0- 1	AWAY	0- 0	1- 1	1- 0			
0- 0	0- 0	0- 0	NEUTRAL	0- 0	0- 0	0- 0			

RPI 1-25				RPI 26-50				RPI 51-100				RPI 101+ Team's RPI: 266			
RPI	S	Opponent	Score	RPI	S	Opponent	Score	RPI	S	Opponent	Score	RPI	S	Opponent	Score
				48	A	Princeton	54 75					113	A	Penn	48 68
				49	A	Drexel	39 61					141	A	New Hampshire	45 48
<hr/>															
LAST 12 Division I GAMES:															
				205	A	Columbia	57 47					155	A	Pittsburgh	39 51
				48	A	Princeton	54 75					157	H	Lehigh	57 62
				113	A	Penn	48 68					160	H	Oakland	77 79
				340	A	NJIT	61 46					168	H	Binghamton	58 66
				349	A	UMass Lowell	71 53					205	A	Columbia	57 47
				141	A	New Hampshire	45 48					221	H	Stony Brook	48 40
												238	H	Lafayette	58 59
												241	A	Loyola Maryland	63 78
												270	H	Colgate	70 74
												299	A	Canisius	67 59
												340	A	NJIT	61 46
												349	A	UMass Lowell	71 53

Non-Div I Games:

Cornell

Loss, **Non-Conf**, **S Site**, **H Home**, **A Away**, **N Neutral**

Creighton					Through Games Of Jan. 23, 2018						
Average RPI	Win:	128	WON-LOST	WINNING	LAST 10	STRENGTH OF	OPP. STRENGTH	TEAM	ADJ.	CONF.	ADJ CONF.
Average RPI	Loss:	51	RECORD	PCT. RANK	GAMES	SCHEDULE	OF SCHEDULE	RPI	RPI	RPI	RPI
DIV. I ONLY		11- 8	126	5- 5	24	12	54	54	6	6	
DIV. I NON-CONF.		6- 4	122	2- 1	17	10	42	42	5	5	

TOTALS	RPI 1-25		RPI 26-50		W-L RECORDS	RPI 51-100		RPI 101-999		RPI 201+	
11- 8	0- 3		2- 2		OVERALL	2- 2		7- 1		1- 0	
6- 3	0- 2		2- 1		HOME	0- 0		4- 0		0- 0	
5- 3	0- 0		0- 1		AWAY	2- 2		3- 0		1- 0	
0- 2	0- 1		0- 0		NEUTRAL	0- 0		0- 1		0- 0	
6- 4	0- 2		1- 0		NON-CONFERENCE	1- 1		4- 1		1- 0	
3- 1	0- 1		1- 0		HOME	0- 0		2- 0		0- 0	
3- 1	0- 0		0- 0		AWAY	1- 1		2- 0		1- 0	
0- 2	0- 1		0- 0		NEUTRAL	0- 0		0- 1		0- 0	
5- 4	0- 1		1- 2		CONFERENCE	1- 1		3- 0		0- 0	
3- 2	0- 1		1- 1		HOME	0- 0		2- 0		0- 0	
2- 2	0- 0		0- 1		AWAY	1- 1		1- 0		0- 0	
0- 0	0- 0		0- 0		NEUTRAL	0- 0		0- 0		0- 0	

RPI 1-25				RPI 26-50				RPI 51-100				Team's RPI: 54				RPI 101+			
RPI	S	Opponent	Score	RPI	S	Opponent	Score	RPI	S	Opponent	Score	RPI	S	Opponent	Score	RPI	S	Opponent	Score
4	H	Florida St.	82 92	27	H	Villanova	69 54	61	A	Nebraska	64 49	118	A	Drake	108 100				
8	N	UCLA	63 72	28	H	DePaul	54 82	79	A	Butler	53 59	134	N	Washington	64 67				
19	H	Marquette	77 92	30	H	South Dakota St.	72 65	95	A	South Dakota	68 73	152	H	Georgetown	69 58				
				38	A	St. John's (NY)	65 72	98	A	Seton Hall	68 51	153	H	Wichita St.	66 61				
												156	A	Xavier	71 64				
												178	H	Providence	73 56				
												192	H	UNI	89 78				
												240	A	Omaha	72 51				

LAST 12 Division I GAMES:																			
156	A	Xavier	71 64	98	A	Seton Hall	68 51	152	H	Georgetown	69 58	27	H	Villanova	69 54				
79	A	Butler	53 59	28	H	DePaul	54 82	4	H	Florida St.	82 92	30	H	South Dakota St.	72 65				
178	H	Providence	73 56	19	H	Marquette	77 92	240	A	Omaha	72 51								
38	A	St. John's (NY)	65 72																

Non-Div I Games:

Creighton

Average RPI Win:	213	WON-LOST	WINNING	LAST 10	STRENGTH OF	OPP. STRENGTH	TEAM	ADJ.	CONF.	ADJ CONF.
Average RPI Loss:	101	RECORD	PCT. RANK	GAMES	SCHEDULE	OF SCHEDULE	RPI	RPI	RPI	RPI
DIV. I ONLY	9- 6	115	5- 5	147	159	105	105	9	9	
DIV. I NON-CONF.	8- 5	112	5- 5	191	204	119	119	9	9	

TOTALS	RPI 1-25	RPI 26-50	W-L RECORDS	RPI 51-100	RPI 101-999	RPI 201+				
9- 6	0- 1	0- 0	OVERALL	1- 3	8- 2	4- 0				
6- 1	0- 0	0- 0	HOME	1- 1	5- 0	3- 0				
3- 5	0- 1	0- 0	AWAY	0- 2	3- 2	1- 0				
0- 0	0- 0	0- 0	NEUTRAL	0- 0	0- 0	0- 0				
8- 5	0- 1	0- 0	NON-CONFERENCE	0- 2	8- 2	4- 0				
5- 1	0- 0	0- 0	HOME	0- 1	5- 0	3- 0				
3- 4	0- 1	0- 0	AWAY	0- 1	3- 2	1- 0				
0- 0	0- 0	0- 0	NEUTRAL	0- 0	0- 0	0- 0				
1- 1	0- 0	0- 0	CONFERENCE	1- 1	0- 0	0- 0				
1- 0	0- 0	0- 0	HOME	1- 0	0- 0	0- 0				
0- 1	0- 0	0- 0	AWAY	0- 1	0- 0	0- 0				
0- 0	0- 0	0- 0	NEUTRAL	0- 0	0- 0	0- 0				

RPI 1-25				RPI 26-50				RPI 51-100				RPI 101+				Team's RPI: 105
RPI	S	Opponent	Score	RPI	S	Opponent	Score	RPI	S	Opponent	Score	RPI	S	Opponent	Score	
6	A	Ohio St.	70 103					63	A	Albany (NY)	61 76	136	A	Colorado	81 75	
								86	H	Maine	51 64	141	H	New Hampshire	57 49	
								88	A	Harvard	65 76	168	A	Binghamton	64 80	
								88	H	Harvard	63 56	179	H	Boston College	68 57	
												189	A	Marist	60 51	
												196	A	Army West Point	56 71	
												220	A	Holy Cross	76 74	
												302	H	Vermont	66 56	
												320	H	Rhode Island	70 54	
												340	H	NJIT	81 50	

LAST 12 Division I GAMES:																
				88	A	Harvard	65 76	136	A	Colorado	81 75					
				88	H	Harvard	63 56	86	H	Maine	51 64					
				168	A	Binghamton	64 80	141	H	New Hampshire	57 49					
				63	A	Albany (NY)	61 76	189	A	Marist	60 51					
				220	A	Holy Cross	76 74	196	A	Army West Point	56 71					
				6	A	Ohio St.	70 103	340	H	NJIT	81 50					

Non-Div I Games:

Dartmouth

Average RPI	Win: 242	WON-LOST	WINNING	LAST 10	STRENGTH OF	OPP. STRENGTH	TEAM	ADJ.	CONF.	ADJ CONF.
Average RPI	Loss: 94	RECORD	PCT. RANK	GAMES	SCHEDULE	OF SCHEDULE	RPI	RPI	RPI	RPI
DIV. I ONLY	8- 12	234	5- 5	82	163	149	149	13	13	
DIV. I NON-CONF.	5- 8	220	2- 3	67	190	142	142	11	11	

TOTALS	RPI 1-25	RPI 26-50	W-L RECORDS	RPI 51-100	RPI 101-999	RPI 201+				
8- 12	0- 1	0- 1	OVERALL	0- 6	8- 4	6- 1				
3- 5	0- 0	0- 1	HOME	0- 3	3- 1	2- 1				
5- 7	0- 1	0- 0	AWAY	0- 3	5- 3	4- 0				
0- 0	0- 0	0- 0	NEUTRAL	0- 0	0- 0	0- 0				
5- 8	0- 1	0- 1	NON-CONFERENCE	0- 3	5- 3	3- 1				
2- 3	0- 0	0- 1	HOME	0- 1	2- 1	1- 1				
3- 5	0- 1	0- 0	AWAY	0- 2	3- 2	2- 0				
0- 0	0- 0	0- 0	NEUTRAL	0- 0	0- 0	0- 0				
3- 4	0- 0	0- 0	CONFERENCE	0- 3	3- 1	3- 0				
1- 2	0- 0	0- 0	HOME	0- 2	1- 0	1- 0				
2- 2	0- 0	0- 0	AWAY	0- 1	2- 1	2- 0				
0- 0	0- 0	0- 0	NEUTRAL	0- 0	0- 0	0- 0				

RPI 1-25				RPI 26-50				RPI 51-100				RPI 101+				Team's RPI: 149
RPI	S	Opponent	Score	RPI	S	Opponent	Score	RPI	S	Opponent	Score	RPI	S	Opponent	Score	
18	A	NC State	49 73	48	H	Princeton	57 63	53	A	UCF	54 62	104	A	George Mason	61 74	
								59	H	Duquesne	54 79	120	A	High Point	82 74	
								75	A	Fordham	58 66	146	A	William & Mary	55 73	
								80	A	Mercer	54 69	164	A	Furman	62 65	
								81	H	Elon	58 75	193	H	Charlotte	68 66	
								91	H	George Washington	48 53	213	H	Gardner-Webb	65 70	
												224	A	Richmond	68 65	
												233	A	St. Bonaventure	75 68	
												249	H	UNC Asheville	58 50	
												281	A	Appalachian St.	59 57	
												315	A	Western Caro.	70 57	
												320	H	Rhode Island	77 67	

LAST 12 Division I GAMES:																
233	A	St. Bonaventure	75 68	104	A	George Mason	61 74	53	A	UCF	54 62	193	H	Charlotte	68 66	
91	H	George Washington	48 53	59	H	Duquesne	54 79	120	A	High Point	82 74	213	H	Gardner-Webb	65 70	
224	A	Richmond	68 65	75	A	Fordham	58 66	81	H	Elon	58 75					
75	A	Fordham	58 66													
320	H	Rhode Island	77 67													
59	H	Duquesne	54 79													

Non-Div I Games:

Davidson

Average RPI Win: 178

Average RPI Loss: 36

WON-LOST
RECORDWINNING
PCT. RANKLAST 10
GAMESSTRENGTH OF
SCHEDULEOPP. STRENGTH
OF SCHEDULETEAM
RPIADJ.
RPICONF.
RPIADJ CONF.
RPIDIV. I ONLY
DIV. I NON-CONF.14- 4
7- 436
1029- 1
2- 3133
8198
8960
7960
7913
1113
11

TOTALS

RPI 1-25

RPI 26-50

W-L RECORDS

RPI 51-100

RPI 101-999

RPI 201+

14- 4

0- 1

1- 2

OVERALL

4- 1

9- 0

6- 0

8- 1

0- 1

1- 0

HOME

2- 0

5- 0

4- 0

3- 2

0- 0

0- 1

AWAY

1- 1

2- 0

1- 0

3- 1

0- 0

0- 1

NEUTRAL

1- 0

2- 0

1- 0

7- 4

0- 1

1- 2

NON-CONFERENCE

2- 1

4- 0

3- 0

4- 1

0- 1

1- 0

HOME

1- 0

2- 0

2- 0

0- 2

0- 0

0- 1

AWAY

0- 1

0- 0

0- 0

3- 1

0- 0

0- 1

NEUTRAL

1- 0

2- 0

1- 0

7- 0

0- 0

0- 0

CONFERENCE

2- 0

5- 0

3- 0

4- 0

0- 0

0- 0

HOME

1- 0

3- 0

2- 0

3- 0

0- 0

0- 0

AWAY

1- 0

2- 0

1- 0

0- 0

0- 0

0- 0

NEUTRAL

0- 0

0- 0

0- 0

RPI 1-25

RPI 26-50

RPI 51-100

Team's RPI: 60

RPI 101+

RPI	S	Opponent	Score
13	H	Green Bay	64 75

RPI	S	Opponent	Score
29	N	South Fla.	87 93
37	H	Virginia	61 46
45	A	Tol edo	50 68

RPI	S	Opponent	Score
56	A	Qui nni pi ac	66 72
75	A	Fordham	63 62
87	H	James Madi son	82 54
88	N	Harvard	72 66
91	H	George Washi ngton	66 55

RPI	S	Opponent	Score
108	N	Tul ane	71 65
110	H	Saint Louis	101 76
163	A	Saint Joseph's	65 59
203	A	La Salle	76 47
233	H	St. Bonaventure	80 59
295	H	Morgan St.	88 52
320	H	Rhode Isl and	116 58
341	H	Ark. -Pi ne Bl uff	81 43
345	N	Mi ssi ssi ppi Val .	65 46

LAST 12 Division I GAMES:

91	H	George Washington	66 55
75	A	Fordham	63 62
110	H	Saint Louis	101 76
233	H	St. Bonaventure	80 59
163	A	Saint Joseph's	65 59
320	H	Rhode Island	116 58

203	A	La Salle	76 47
345	N	Mi ssi ssi ppi Val .	65 46
29	N	South Fla.	87 93
87	H	James Madi son	82 54
13	H	Green Bay	64 75
56	A	Qui nni pi ac	66 72

Dayton

Dayton

Non-Div I Games:

Dayton

DePaul

DePaul				Through Games Of Jan. 23, 2018							
Average RPI	Win:	133	WON-LOST	WINNING	LAST 10	STRENGTH OF	OPP. STRENGTH	TEAM	ADJ.	CONF.	ADJ CONF.
Average RPI	Loss:	22	RECORD	PCT. RANK	GAMES	SCHEDULE	OF SCHEDULE	RPI	RPI	RPI	RPI
DIV. I ONLY		15- 6	66	8- 2	30	8	28	28	6	6	
DIV. I NON-CONF.		8- 4	87	2- 1	29	4	46	46	5	5	

TOTALS	RPI 1-25		RPI 26-50		W-L RECORDS	RPI 51-100		RPI 101-999		RPI 201+	
15- 6	0- 3		2- 3		OVERALL	5- 0		8- 0		2- 0	
9- 2	0- 1		2- 1		HOME	3- 0		4- 0		2- 0	
4- 3	0- 2		0- 1		AWAY	1- 0		3- 0		0- 0	
2- 1	0- 0		0- 1		NEUTRAL	1- 0		1- 0		0- 0	
8- 4	0- 2		1- 2		NON-CONFERENCE	2- 0		5- 0		2- 0	
5- 2	0- 1		1- 1		HOME	1- 0		3- 0		2- 0	
1- 1	0- 1		0- 0		AWAY	0- 0		1- 0		0- 0	
2- 1	0- 0		0- 1		NEUTRAL	1- 0		1- 0		0- 0	
7- 2	0- 1		1- 1		CONFERENCE	3- 0		3- 0		0- 0	
4- 0	0- 0		1- 0		HOME	2- 0		1- 0		0- 0	
3- 2	0- 1		0- 1		AWAY	1- 0		2- 0		0- 0	
0- 0	0- 0		0- 0		NEUTRAL	0- 0		0- 0		0- 0	

RPI 1-25				RPI 26-50				Team's RPI: 28				RPI 51-100				RPI 101+			
RPI	S	Opponent	Score	RPI	S	Opponent	Score	RPI	S	Opponent	Score	RPI	S	Opponent	Score	RPI	S	Opponent	Score
1	H	UConn	69 103	27	A	Villanova	58 84	54	A	Creighton	82 54	110	H	Saint Louis	86 78				
2	A	Notre Dame	82 91	34	H	Oklahoma	111 108	58	N	Gonzaga	88 71	152	A	Georgetown	78 62				
19	A	Marquette	81 93	38	H	St. John's (NY)	76 67	79	H	Butler	87 65	156	H	Xavier	79 48				
				40	H	Northern Colo.	88 94	85	H	IUPUI	85 71	173	N	Memphis	81 67				
				43	N	FGCU	84 89	98	H	Seton Hall	89 66	178	A	Providence	71 48				
LAST 12 Division I GAMES:																			
152	A	Georgetown	78 62	19	A	Marquette	81 93	38	H	St. John's (NY)	76 67	98	H	Seton Hall	89 66	85	H	IUPUI	85 71
27	A	Villanova	58 84	79	H	Butler	87 65	2	A	Notre Dame	82 91	188	A	Northwestern	92 63				
156	H	Xavier	79 48																
54	A	Creighton	82 54																
178	A	Providence	71 48																

Non-Div I Games:

DePaul

DePaul

Average RPI Win:	218	WON-LOST	WINNING	LAST 10	STRENGTH OF	OPP. STRENGTH	TEAM	ADJ.	CONF.	ADJ CONF.
Average RPI Loss:	116	RECORD	PCT. RANK	GAMES	SCHEDULE	OF SCHEDULE	RPI	RPI	RPI	RPI
DIV. I ONLY	12- 6	81	8- 2	202	176	99	99	10	10	
DIV. I NON-CONF.	7- 4	102	4- 1	257	192	136	136	13	13	

TOTALS	RPI 1-25	RPI 26-50	W-L RECORDS	RPI 51-100	RPI 101-999	RPI 201+				
12- 6	0- 1	0- 2	OVERALL	2- 1	10- 2	8- 1				
5- 1	0- 0	0- 0	HOME	2- 0	3- 1	3- 0				
6- 4	0- 1	0- 2	AWAY	0- 1	6- 0	4- 0				
1- 1	0- 0	0- 0	NEUTRAL	0- 0	1- 1	1- 1				
7- 4	0- 1	0- 1	NON-CONFERENCE	1- 0	6- 2	4- 1				
3- 1	0- 0	0- 0	HOME	1- 0	2- 1	2- 0				
3- 2	0- 1	0- 1	AWAY	0- 0	3- 0	1- 0				
1- 1	0- 0	0- 0	NEUTRAL	0- 0	1- 1	1- 1				
5- 2	0- 0	0- 1	CONFERENCE	1- 1	4- 0	4- 0				
2- 0	0- 0	0- 0	HOME	1- 0	1- 0	1- 0				
3- 2	0- 0	0- 1	AWAY	0- 1	3- 0	3- 0				
0- 0	0- 0	0- 0	NEUTRAL	0- 0	0- 0	0- 0				

RPI 1-25				RPI 26-50				RPI 51-100				Team's RPI : 99				RPI 101+			
RPI	S	Opponent	Score	RPI	S	Opponent	Score	RPI	S	Opponent	Score	RPI	S	Opponent	Score	RPI	S	Opponent	Score
20	A	Buffalo	73 87	48	A	Princeton	60 78	67	H	American	72 56	137	A	Hartford	72 63				
				49	A	Drexel	53 74	81	A	Elon	51 64	159	H	Boston U.	79 85				
								81	H	Elon	80 66	196	A	Army West Point	70 59				
												216	A	Hofstra	58 51				
												233	A	St. Bonaventure	53 52				
												241	H	Loyola Maryland	71 38				
												253	A	Col. of Charleston	68 59				
												273	H	Towson	51 49				
												275	A	UNCW	82 49				
												303	H	Delaware St.	84 49				
												337	N	Saint Peter's	87 90				
												342	N	Eastern Ill.	66 37				
LAST 12 Division I GAMES:																			
				81	A	Elon	51 64	49	A	Drexel	53 74								
				275	A	UNCW	82 49	241	H	Loyola Maryland	71 38								
				273	H	Towson	51 49	303	H	Delaware St.	84 49								
				216	A	Hofstra	58 51	196	A	Army West Point	70 59								
				253	A	Col. of Charleston	68 59	48	A	Princeton	60 78								
				81	H	Elon	80 66	233	A	St. Bonaventure	53 52								

Non-Div I Games:

Delaware

Average RPI	Win:	322	WON-LOST	WINNING	LAST 10	STRENGTH OF	OPP. STRENGTH	TEAM	ADJ.	CONF.	ADJ CONF.
Average RPI	Loss:	163	RECORD	PCT. RANK	GAMES	SCHEDULE	OF SCHEDULE	RPI	RPI	RPI	RPI
DIV. I ONLY		3- 17		320	2- 8	172	283	303	303	31	31
DIV. I NON-CONF.		1- 12		335	0- 5	93	121	286	286	31	31

TOTALS	RPI 1-25		RPI 26-50		W-L RECORDS	RPI 51-100		RPI 101-999		RPI 201+	
3- 17	0- 1		0- 2		OVERALL	0- 1		3- 13		3- 4	
2- 6	0- 0		0- 1		HOME	0- 0		2- 5		2- 3	
1- 9	0- 0		0- 0		AWAY	0- 0		1- 3		1- 0	
0- 2	0- 0		0- 0		NEUTRAL	0- 0		0- 2		0- 0	
1- 12	0- 1		0- 2		NON-CONFERENCE	0- 1		1- 8		1- 1	
1- 3	0- 0		0- 1		HOME	0- 0		1- 2		1- 1	
0- 7	0- 1		0- 1		AWAY	0- 1		0- 4		0- 0	
0- 2	0- 0		0- 0		NEUTRAL	0- 0		0- 2		0- 0	
2- 5	0- 0		0- 0		CONFERENCE	0- 0		2- 5		2- 3	
1- 3	0- 0		0- 0		HOME	0- 0		1- 3		1- 2	
1- 2	0- 0		0- 0		AWAY	0- 0		1- 2		1- 1	
0- 0	0- 0		0- 0		NEUTRAL	0- 0		0- 0		0- 0	

RPI 1-25				RPI 26-50				RPI 51-100				RPI 101+ Team's RPI: 303			
RPI	S	Opponent	Score	RPI	S	Opponent	Score	RPI	S	Opponent	Score	RPI	S	Opponent	Score
23	A	Michigan	36 105	28	A	DePaul	71 110	99	A	Delaware	49 84	103	N	Ole Miss	58 110
				49	H	Drexel	52 73					112	A	Kansas	49 81
												147	H	Robert Morris	42 65
												165	A	Temple	72 96
												172	N	Stetson	43 58
												183	A	Hampton	62 66
												191	A	Florida	51 85
												198	H	Bethune-Cookman	60 68
												199	A	Fla. Atlantic	67 90
												203	H	La Salle	48 71
												231	H	N. C. A&T	48 66
												295	A	Morgan St.	62 54
												322	H	South Carolina St.	58 44
												332	A	Florida A&M	54 59
												333	H	N. C. Central	67 74
												348	H	Longwood	60 56

LAST 12 Division I GAMES:															
295	A	Morgan St.	62 54	333	H	N. C. Central	67 74								
198	H	Bethune-Cookman	60 68	172	N	Stetson	43 58								
332	A	Florida A&M	54 59	199	A	Fla. Atlantic	67 90								
183	A	Hampton	62 66	191	A	Florida	51 85								
231	H	N. C. A&T	48 66	23	A	Michigan	36 105								
322	H	South Carolina St.	58 44	203	H	La Salle	48 71								

Non-Div I Games:

Delaware St.

Average RPI Win: 284
Average RPI Loss: 103

WON-LOST
RECORD

WINNING
PCT. RANK

LAST 10
GAMES

STRENGTH OF
SCHEDULE

OPP. STRENGTH
OF SCHEDULE

TEAM
RPI

ADJ.
RPI

CONF.
RPI

ADJ CONF.
RPI

DIV. I ONLY	11- 9	148	6- 4	287	208	202	202	14	14
DIV. I NON-CONF.	8- 6	143	4- 2	311	250	230	230	14	14

TOTALS	RPI 1-25	RPI 26-50	W-L RECORDS	RPI 51-100	RPI 101-999	RPI 201+			
11- 9	0- 0	0- 2	OVERALL	0- 3	11- 4	10- 0			
3- 4	0- 0	0- 2	HOME	0- 1	3- 1	3- 0			
7- 3	0- 0	0- 0	AWAY	0- 2	7- 1	7- 0			
1- 2	0- 0	0- 0	NEUTRAL	0- 0	1- 2	0- 0			
8- 6	0- 0	0- 1	NON-CONFERENCE	0- 2	8- 3	7- 0			
2- 3	0- 0	0- 1	HOME	0- 1	2- 1	2- 0			
5- 1	0- 0	0- 0	AWAY	0- 1	5- 0	5- 0			
1- 2	0- 0	0- 0	NEUTRAL	0- 0	1- 2	0- 0			
3- 3	0- 0	0- 1	CONFERENCE	0- 1	3- 1	3- 0			
1- 1	0- 0	0- 1	HOME	0- 0	1- 0	1- 0			
2- 2	0- 0	0- 0	AWAY	0- 1	2- 1	2- 0			
0- 0	0- 0	0- 0	NEUTRAL	0- 0	0- 0	0- 0			

RPI	S	Opponent	Score	RPI	S	Opponent	Score	RPI	S	Opponent	Score	RPI	S	Opponent	Score
30	H	South Dakota St.	58 69	66	H	Wyoming	51 61	124	N	Miami (OH)	52 69	144	N	Liberty	69 82
40	H	Northern Colo.	63 71	67	A	American	53 66	180	A	Oral Roberts	60 90	185	H	Colorado St.	56 61
				95	A	South Dakota	51 79	197	N	Eastern Mi ch.	60 54	240	A	Omaha	85 74
								248	A	UMKC	77 68	261	H	North Dakota St.	98 79
								291	A	Utah St.	74 72	301	H	Utah Valley	72 53
								309	A	Fort Wayne	73 55	311	A	Air Force	75 54
								313	A	Cal St. Fullerton	83 58	323	H	Northern Ariz.	80 73
								328	A	UMBC	70 48				
LAST 12 Division I GAMES:															
180	A	Oral Roberts	60 90	95	A	South Dakota	51 79	248	A	UMKC	77 68	144	N	Liberty	69 82
240	A	Omaha	85 74	291	A	Utah St.	74 72	67	A	American	53 66	328	A	UMBC	70 48
261	H	North Dakota St.	98 79												
30	H	South Dakota St.	58 69												
309	A	Fort Wayne	73 55												
301	H	Utah Valley	72 53												

D
e
n
v
e
rD
e
n
v
e
r

Non-Div I Games: Chadron St. 99 55

Denver

Loss, Non-Conf, S Site, H Home A Away N Neutral

Average RPI	Win:	326	WON-LOST	WINNING	LAST 10	STRENGTH OF	OPP. STRENGTH	TEAM	ADJ.	CONF.	ADJ CONF.
Average RPI	Loss:	121	RECORD	PCT. RANK	GAMES	SCHEDULE	OF SCHEDULE	RPI	RPI	RPI	RPI
DIV. I ONLY		1- 18		344	1- 9	88		121	286	286	11
DIV. I NON-CONF.		0- 11		337	0- 4	110		54	301	301	12

TOTALS	RPI 1-25		RPI 26-50		W-L RECORDS	RPI 51-100		RPI 101-999		RPI 201+	
1- 18	0- 2		0- 2		OVERALL	0- 3		1- 11		1- 3	
0- 9	0- 2		0- 2		HOME	0- 1		0- 4		0- 1	
1- 7	0- 0		0- 0		AWAY	0- 2		1- 5		1- 1	
0- 2	0- 0		0- 0		NEUTRAL	0- 0		0- 2		0- 1	
0- 11	0- 1		0- 2		NON-CONFERENCE	0- 1		0- 7		0- 1	
0- 5	0- 1		0- 2		HOME	0- 0		0- 2		0- 0	
0- 4	0- 0		0- 0		AWAY	0- 1		0- 3		0- 0	
0- 2	0- 0		0- 0		NEUTRAL	0- 0		0- 2		0- 1	
1- 7	0- 1		0- 0		CONFERENCE	0- 2		1- 4		1- 2	
0- 4	0- 1		0- 0		HOME	0- 1		0- 2		0- 1	
1- 3	0- 0		0- 0		AWAY	0- 1		1- 2		1- 1	
0- 0	0- 0		0- 0		NEUTRAL	0- 0		0- 0		0- 0	

RPI	S	Opponent	Score	RPI	S	Opponent	Score	RPI	S	Opponent	Score	RPI	S	Opponent	Score	Team's RPI: 286
13	H	Green Bay	27 85	44	H	Michigan St.	60 97	85	A	IUPUI	62 90	101	H	Wright St.	60 88	
23	H	Michigan	50 86	45	H	Toledo	64 81	92	H	Milwaukee	61 70	106	N	Clemson	44 72	
								97	A	Western Mich.	62 74	115	A	Kent St.	74 82	
												124	A	Miami (OH)	64 91	
												130	H	Bowling Green	81 85	
												132	A	Cleveland St.	50 75	
												166	A	Illinois	65 73	
												197	H	Eastern Mich.	76 78	
												218	N	North Texas	57 63	
												235	A	Youngstown St.	59 76	
												262	H	Northern Ky.	67 78	
												326	A	Ill. -Chicago	61 58	

LAST 12 Division I GAMES:																
92	H	Milwaukee	61 70	132	A	Cleveland St.	50 75									
13	H	Green Bay	27 85	235	A	Youngstown St.	59 76									
326	A	Ill. -Chicago	61 58	45	H	Toledo	64 81									
85	A	IUPUI	62 90	197	H	Eastern Mich.	76 78									
101	H	Wright St.	60 88	166	A	Illinois	65 73									
262	H	Northern Ky.	67 78	97	A	Western Mich.	62 74									

Non-Div I Games:

Detroit Mercy

Average RPI Win: 219

Average RPI Loss: 50

WON-LOST
RECORDWINNING
PCT. RANKLAST 10
GAMESSTRENGTH OF
SCHEDULEOPP. STRENGTH
OF SCHEDULETEAM
RPIADJ.
RPICONF.
RPIADJ CONF.
RPIDIV. I ONLY
DIV. I NON-CONF.11- 7
4- 7106
2267- 3
0- 4130
24122
45118
143118
14324
2224
22

TOTALS

RPI 1-25

RPI 26-50

W-L RECORDS

RPI 51-100

RPI 101-999

RPI 201+

11- 7

0- 1

0- 2

OVERALL

1- 3

10- 1

5- 0

8- 3

0- 0

0- 1

HOME

1- 2

7- 0

4- 0

2- 3

0- 1

0- 1

AWAY

0- 1

2- 0

0- 0

1- 1

0- 0

0- 0

NEUTRAL

0- 0

1- 1

1- 0

4- 7

0- 1

0- 2

NON-CONFERENCE

1- 3

3- 1

1- 0

3- 3

0- 0

0- 1

HOME

1- 2

2- 0

0- 0

0- 3

0- 1

0- 1

AWAY

0- 1

0- 0

0- 0

1- 1

0- 0

0- 0

NEUTRAL

0- 0

1- 1

1- 0

7- 0

0- 0

0- 0

CONFERENCE

0- 0

7- 0

4- 0

5- 0

0- 0

0- 0

HOME

0- 0

5- 0

4- 0

2- 0

0- 0

0- 0

AWAY

0- 0

2- 0

0- 0

0- 0

0- 0

0- 0

NEUTRAL

0- 0

0- 0

0- 0

RPI 1-25

RPI 26-50

RPI 51-100

RPI 101+

Team's RPI: 118

RPI	S	Opponent	Score
5	A	Oregon	77 110

RPI	S	Opponent	Score
30	H	South Dakota St.	78 85
31	A	Iowa	66 79

RPI	S	Opponent	Score
54	H	Creighton	100 108
61	H	Nebraska	84 89
66	A	Wyoming	61 75
92	H	Milwaukee	77 73

RPI	S	Opponent	Score
104	N	George Mason	75 87
117	A	Missouri St.	80 68
144	H	Liberty	96 68
162	H	Iowa St.	83 80
167	A	Southern Ill.	75 64
192	H	UNI	81 64
263	H	Valparaiso	86 50
284	H	Indiana St.	85 64
292	H	Loyola Chicago	72 46
345	N	Mississippi Val.	96 60
347	H	Evansville	107 66

LAST 12 Division I GAMES:

192	H	UNI	81 64	263	H	Valparaiso	86 50
347	H	Evansville	107 66	31	A	Iowa	66 79
284	H	Indiana St.	85 64	30	H	South Dakota St.	78 85
167	A	Southern Ill.	75 64	61	H	Nebraska	84 89
117	A	Missouri St.	80 68	54	H	Creighton	100 108
292	H	Loyola Chicago	72 46	162	H	Iowa St.	83 80

Non-Div I Games: Iowa Wesleyan 102 25

Drake

Loss,
 Non-Conf,
 S Site,
 H Home
A Away
 N Neutral

Average RPI Win: 198

Average RPI Loss: 59

WON-LOST
RECORDWINNING
PCT. RANKLAST 10
GAMESSTRENGTH OF
SCHEDULEOPP. STRENGTH
OF SCHEDULETEAM
RPIADJ.
RPICONF.
RPIADJ CONF.
RPIDIV. I ONLY
DIV. I NON-CONF.14- 5
8- 455
878- 2
4- 197
143142
9349
7149
7110
1310
13

TOTALS

RPI 1-25

RPI 26-50

W-L RECORDS

RPI 51-100

RPI 101-999

RPI 201+

14- 5

0- 1

0- 1

OVERALL

2- 3

12- 0

8- 0

7- 0

0- 0

0- 0

HOME

1- 0

6- 0

5- 0

6- 3

0- 1

0- 0

AWAY

0- 2

6- 0

3- 0

1- 2

0- 0

0- 1

NEUTRAL

1- 1

0- 0

0- 0

8- 4

0- 1

0- 1

NON-CONFERENCE

1- 2

7- 0

5- 0

4- 0

0- 0

0- 0

HOME

0- 0

4- 0

3- 0

3- 2

0- 1

0- 0

AWAY

0- 1

3- 0

2- 0

1- 2

0- 0

0- 1

NEUTRAL

1- 1

0- 0

0- 0

6- 1

0- 0

0- 0

CONFERENCE

1- 1

5- 0

3- 0

3- 0

0- 0

0- 0

HOME

1- 0

2- 0

2- 0

3- 1

0- 0

0- 0

AWAY

0- 1

3- 0

1- 0

0- 0

0- 0

0- 0

NEUTRAL

0- 0

0- 0

0- 0

RPI 1-25

RPI 26-50

Team's RPI: 49

RPI 51-100

RPI 101+

RPI	S	Opponent	Score
24	A	Syracuse	62 72

RPI	S	Opponent	Score
33	N	West Virginia	42 75

RPI	S	Opponent	Score
73	N	Virginia Tech	67 79
78	A	Penn St.	70 84
79	N	Butler	76 62
87	A	James Madison	48 56
99	H	Delaware	74 53

RPI	S	Opponent	Score
146	A	William & Mary	65 58
163	A	Saint Joseph's	65 58
181	H	Bucknell	63 54
184	A	Northeastern	69 58
203	H	La Salle	79 54
207	A	Niagara	66 65
216	A	Hofstra	58 47
216	H	Hofstra	47 38
238	H	Lafayette	52 37
266	H	Cornell	61 39
275	H	UNCW	68 42
303	A	Delaware St.	73 52

LAST 12 Division I GAMES:

216	A	Hofstra	58 47	99	H	Delaware	74 53
184	A	Northeastern	69 58	266	H	Cornell	61 39
275	H	UNCW	68 42	163	A	Saint Joseph's	65 58
87	A	James Madison	48 56	24	A	Syracuse	62 72
146	A	William & Mary	65 58	207	A	Niagara	66 65
216	H	Hofstra	47 38	303	A	Delaware St.	73 52

D
r
e
x
e
lD
r
e
x
e
l

Non-Div I Games:

Drexel

Average RPI Win: 188	WON-LOST	WINNING	LAST 10	STRENGTH OF	OPP. STRENGTH	TEAM	ADJ.	CONF.	ADJ CONF.
Average RPI Loss: 107	RECORD	PCT. RANK	GAMES	SCHEDULE	OF SCHEDULE	RPI	RPI	RPI	RPI

DIV. I ONLY	16- 3	16	9- 1	228	97	59	59	13	13
DIV. I NON-CONF.	10- 3	51	5- 1	222	52	66	66	11	11

TOTALS	RPI 1-25	RPI 26-50	W-L RECORDS	RPI 51-100	RPI 101-999	RPI 201+			
16- 3	0- 1	3- 0	OVERALL	1- 0	12- 2	8- 0			
9- 0	0- 0	2- 0	HOME	0- 0	7- 0	5- 0			
6- 2	0- 0	1- 0	AWAY	1- 0	4- 2	2- 0			
1- 1	0- 1	0- 0	NEUTRAL	0- 0	1- 0	1- 0			
10- 3	0- 1	3- 0	NON-CONFERENCE	0- 0	7- 2	5- 0			
6- 0	0- 0	2- 0	HOME	0- 0	4- 0	3- 0			
3- 2	0- 0	1- 0	AWAY	0- 0	2- 2	1- 0			
1- 1	0- 1	0- 0	NEUTRAL	0- 0	1- 0	1- 0			
6- 0	0- 0	0- 0	CONFERENCE	1- 0	5- 0	3- 0			
3- 0	0- 0	0- 0	HOME	0- 0	3- 0	2- 0			
3- 0	0- 0	0- 0	AWAY	1- 0	2- 0	1- 0			
0- 0	0- 0	0- 0	NEUTRAL	0- 0	0- 0	0- 0			

RPI 1-25				RPI 26-50				RPI 51-100 Team's RPI: 59				RPI 101+			
RPI	S	Opponent	Score	RPI	S	Opponent	Score	RPI	S	Opponent	Score	RPI	S	Opponent	Score
1	N	UConn	52 104	37	A	Virginia	74 63	91	A	George Washington	54 53	104	H	George Mason	71 64
				39	H	Central Mich.	64 61					127	A	ETSU	77 81
				45	H	Toledo	73 54					148	H	Saint Francis (PA)	87 68
												149	A	Davidson	79 54
												155	A	Pittsburgh	66 53
												193	A	Charlotte	72 75
												203	H	La Salle	78 50
												219	H	Akron	66 60
												231	N	N. C. A&T	73 60
												293	H	Massachusetts	60 57
												304	A	VCU	70 51
												316	H	Central Conn. St.	83 58
												336	H	Iona	80 59
												344	A	Winthrop	81 54

LAST 12 Division I GAMES:															
104	H	George Mason	71 64	1	N	UConn	52 104	39	H	Central Mich.	64 61	219	H	Akron	66 60
203	H	La Salle	78 50									45	H	Toledo	73 54
91	A	George Washington	54 53									316	H	Central Conn. St.	83 58
304	A	VCU	70 51									148	H	Saint Francis (PA)	87 68
149	A	Davidson	79 54												
293	H	Massachusetts	60 57												

Non-Div I Games:

Duquesne

Average RPI Win:	231	WON-LOST	WINNING	LAST 10	STRENGTH OF	OPP. STRENGTH	TEAM	ADJ.	CONF.	ADJ CONF.
Average RPI Loss:	68	RECORD	PCT. RANK	GAMES	SCHEDULE	OF SCHEDULE	RPI	RPI	RPI	RPI
DIV. I ONLY	11- 8	126	5- 4	190	76	127	127	17	17	
DIV. I NON-CONF.	6- 8	209	2- 4	152	35	160	160	16	16	

TOTALS	RPI 1-25	RPI 26-50	W-L RECORDS	RPI 51-100	RPI 101-999	RPI 201+				
11- 8	0- 3	0- 2	OVERALL	2- 2	9- 1	7- 1				
6- 2	0- 0	0- 1	HOME	2- 0	4- 1	3- 1				
5- 3	0- 2	0- 1	AWAY	0- 0	5- 0	4- 0				
0- 3	0- 1	0- 0	NEUTRAL	0- 2	0- 0	0- 0				
6- 8	0- 3	0- 2	NON-CONFERENCE	1- 2	5- 1	4- 1				
3- 2	0- 0	0- 1	HOME	1- 0	2- 1	1- 1				
3- 3	0- 2	0- 1	AWAY	0- 0	3- 0	3- 0				
0- 3	0- 1	0- 0	NEUTRAL	0- 2	0- 0	0- 0				
5- 0	0- 0	0- 0	CONFERENCE	1- 0	4- 0	3- 0				
3- 0	0- 0	0- 0	HOME	1- 0	2- 0	2- 0				
2- 0	0- 0	0- 0	AWAY	0- 0	2- 0	1- 0				
0- 0	0- 0	0- 0	NEUTRAL	0- 0	0- 0	0- 0				

RPI 1-25				RPI 26-50				RPI 51-100				RPI 101+				Team's RPI: 127
RPI	S	Opponent	Score	RPI	S	Opponent	Score	RPI	S	Opponent	Score	RPI	S	Opponent	Score	
2	N	Notre Dame	46 77	44	H	Michigan St.	74 83	59	H	Duquesne	81 77	143	H	Cincinnati	87 77	
9	A	Tennessee	49 87	45	A	Houston	69 88	69	N	Washington St.	76 80	164	A	Furman	69 57	
18	A	NC State	58 70					96	H	Chattanooga	65 58	225	H	UNCG	60 52	
								97	N	Western Mich.	79 87	262	H	Northern Ky.	45 57	
												281	A	Appalachian St.	70 57	
												289	A	Wofford	61 58	
												300	A	Murray St.	96 68	
												315	H	Western Caro.	66 50	
												325	H	Tennessee Tech	74 55	
												344	A	Winthrop	74 63	

LAST 12 Division I GAMES:																
289	A	Wofford	61 58	44	H	Michigan St.	74 83	18	A	NC State	58 70	45	A	Houston	69 88	
164	A	Furman	69 57	96	H	Chattanooga	65 58	344	A	Winthrop	74 63	300	A	Murray St.	96 68	
96	H	Chattanooga	65 58	225	H	UNCG	60 52	315	H	Western Caro.	66 50	325	H	Tennessee Tech	74 55	
225	H	UNCG	60 52	315	H	Western Caro.	66 50	262	H	Northern Ky.	45 57	97	N	Western Mich.	79 87	
315	H	Western Caro.	66 50													
262	H	Northern Ky.	45 57													

Non-Div I Games: North Greenville 90 67

ETSU

Loss,
Non-Conf,
S Site,
H Home
A Away
N Neutral

Average RPI Win:	241	WON-LOST	WINNING	LAST 10	STRENGTH OF	OPP. STRENGTH	TEAM	ADJ.	CONF.	ADJ CONF.
Average RPI Loss:	160	RECORD	PCT. RANK	GAMES	SCHEDULE	OF SCHEDULE	RPI	RPI	RPI	RPI
DIV. I ONLY	10- 9	163	5- 5	279	172	242	242	8	8	
DIV. I NON-CONF.	8- 5	112	5- 1	334	320	266	266	7	7	

TOTALS	RPI 1-25	RPI 26-50	W-L RECORDS	RPI 51-100	RPI 101-999	RPI 201+				
10- 9	0- 1	1- 0	OVERALL	0- 0	9- 8	6- 3				
8- 4	0- 1	1- 0	HOME	0- 0	7- 3	4- 1				
1- 3	0- 0	0- 0	AWAY	0- 0	1- 0	1- 0				
1- 2	0- 0	0- 0	NEUTRAL	0- 0	1- 2	1- 0				
8- 5	0- 0	0- 0	NON-CONFERENCE	0- 0	8- 5	6- 2				
6- 2	0- 0	0- 0	HOME	0- 0	6- 2	4- 1				
1- 1	0- 0	0- 0	AWAY	0- 0	1- 1	1- 1				
1- 2	0- 0	0- 0	NEUTRAL	0- 0	1- 2	1- 0				
2- 4	0- 1	1- 0	CONFERENCE	0- 0	1- 3	0- 1				
2- 2	0- 1	1- 0	HOME	0- 0	1- 1	0- 0				
0- 2	0- 0	0- 0	AWAY	0- 0	0- 2	0- 1				
0- 0	0- 0	0- 0	NEUTRAL	0- 0	0- 0	0- 0				

RPI 1-25				RPI 26-50				RPI 51-100				RPI 101+ Team's RPI: 242			
RPI	S	Opponent	Score	RPI	S	Opponent	Score	RPI	S	Opponent	Score	RPI	S	Opponent	Score
1	H	UConn	35 96	45	H	Houston	80 78					128	N	UTEP	79 93
												135	N	Jacksonville St.	73 82
												143	H	Cincinnati	54 66
												146	H	William & Mary	65 71
												158	H	Tulsa	73 67
												173	A	Memphis	36 72
												193	H	Charlotte	58 55
												195	H	Norfolk St.	51 46
												212	A	SMU	51 65
												224	H	Richmond	64 65
												250	A	Kennesaw St.	66 56
												268	N	Rider	66 63
												275	A	UNCW	62 66
												306	H	USC Upstate	66 53
												314	H	UMES	64 54
												333	H	N. C. Central	73 61
												343	H	Savannah St.	103 37

LAST 12 Division I GAMES:															
				45	H	Houston	80 78	314	H	UMES	64 54				
				212	A	SMU	51 65	343	H	Savannah St.	103 37				
				158	H	Tulsa	73 67	128	N	UTEP	79 93				
				173	A	Memphis	36 72	333	H	N. C. Central	73 61				
				1	H	UConn	35 96	250	A	Kennesaw St.	66 56				
				143	H	Cincinnati	54 66	195	H	Norfolk St.	51 46				

Non-Div I Games:

East Carolina

Average RPI Win:	347	WON-LOST	WINNING	LAST 10	STRENGTH OF	OPP. STRENGTH	TEAM	ADJ.	CONF.	ADJ CONF.
Average RPI Loss:	201	RECORD	PCT. RANK	GAMES	SCHEDULE	OF SCHEDULE	RPI	RPI	RPI	RPI
DIV. I ONLY	2- 17	333	1- 9	280	339	342	342	26	26	
DIV. I NON-CONF.	1- 10	327	0- 4	264	321	341	341	27	27	

TOTALS	RPI 1-25	RPI 26-50	W-L RECORDS	RPI 51-100	RPI 101-999	RPI 201+				
2- 17	0- 0	0- 0	OVERALL	0- 2	2- 15	2- 10				
2- 7	0- 0	0- 0	HOME	0- 1	2- 6	2- 5				
0- 9	0- 0	0- 0	AWAY	0- 0	0- 9	0- 5				
0- 1	0- 0	0- 0	NEUTRAL	0- 1	0- 0	0- 0				
1- 10	0- 0	0- 0	NON-CONFERENCE	0- 1	1- 9	1- 4				
1- 4	0- 0	0- 0	HOME	0- 0	1- 4	1- 3				
0- 5	0- 0	0- 0	AWAY	0- 0	0- 5	0- 1				
0- 1	0- 0	0- 0	NEUTRAL	0- 1	0- 0	0- 0				
1- 7	0- 0	0- 0	CONFERENCE	0- 1	1- 6	1- 6				
1- 3	0- 0	0- 0	HOME	0- 1	1- 2	1- 2				
0- 4	0- 0	0- 0	AWAY	0- 0	0- 4	0- 4				
0- 0	0- 0	0- 0	NEUTRAL	0- 0	0- 0	0- 0				

RPI 1-25				RPI 26-50				RPI 51-100				RPI 101+ Team's RPI : 342					
RPI	S	Opponent	Score	RPI	S	Opponent	Score	RPI	S	Opponent	Score	RPI	S	Opponent	Score		
								76	H	Belmont	58	86	101	A	Wright St.	46	81
								99	N	Delaware	37	66	132	A	Cleveland St.	69	77
												145	H	Northern Ill.	64	93	
												163	A	Saint Joseph's	62	80	
												188	A	Northwestern	40	74	
												208	H	Southeast Mo. St.	54	77	
												217	H	Bradley	52	67	
												218	H	North Texas	61	63	
												230	A	Morehead St.	81	89	
												234	A	Austin Peay	59	69	
												246	H	UT Martin	44	72	
												263	H	Valparaiso	67	76	
												288	A	Eastern Ky.	51	67	
												300	A	Murray St.	61	72	
												309	A	Fort Wayne	77	93	
												346	H	Tennessee St.	66	59	
												347	H	Evansville	79	52	

LAST 12 Division I GAMES:																	
				208	H	Southeast Mo. St.	54	77	234	A	Austin Peay	59	69				
				246	H	UT Martin	44	72	300	A	Murray St.	61	72				
				76	H	Belmont	58	86	188	A	Northwestern	40	74				
				346	H	Tennessee St.	66	59	218	H	North Texas	61	63				
				288	A	Eastern Ky.	51	67	263	H	Valparaiso	67	76				
				230	A	Morehead St.	81	89	309	A	Fort Wayne	77	93				

Non-Div I Games:

Eastern Ill.

Average RPI Win: 278

Average RPI Loss: 153

WON-LOST
RECORDWINNING
PCT. RANKLAST 10
GAMESSTRENGTH OF
SCHEDULEOPP. STRENGTH
OF SCHEDULETEAM
RPIADJ.
RPICONF.
RPIADJ CONF.
RPIDIV. I ONLY
DIV. I NON-CONF.6- 10
2- 6246
2804- 5
0- 3332
287128
63288
283288
28326
2726
27

TOTALS

RPI 1-25

RPI 26-50

W-L RECORDS

RPI 51-100

RPI 101-999

RPI 201+

6- 10

0- 0

0- 0

OVERALL

0- 1

6- 9

5- 3

4- 3

0- 0

0- 0

HOME

0- 1

4- 2

3- 0

2- 7

0- 0

0- 0

AWAY

0- 0

2- 7

2- 3

0- 0

0- 0

0- 0

NEUTRAL

0- 0

0- 0

0- 0

2- 6

0- 0

0- 0

NON-CONFERENCE

0- 1

2- 5

2- 1

1- 2

0- 0

0- 0

HOME

0- 1

1- 1

1- 0

1- 4

0- 0

0- 0

AWAY

0- 0

1- 4

1- 1

0- 0

0- 0

0- 0

NEUTRAL

0- 0

0- 0

0- 0

4- 4

0- 0

0- 0

CONFERENCE

0- 0

4- 4

3- 2

3- 1

0- 0

0- 0

HOME

0- 0

3- 1

2- 0

1- 3

0- 0

0- 0

AWAY

0- 0

1- 3

1- 2

0- 0

0- 0

0- 0

NEUTRAL

0- 0

0- 0

0- 0

RPI 1-25

RPI 26-50

RPI 51-100

RPI 101+

Team's RPI: 288

RPI S Opponent Score

RPI S Opponent Score

RPI S Opponent Score

RPI S Opponent Score

77 H Ohio 57 69

104 A George Mason 41 64

115 H Kent St. 57 65

130 A Bowling Green 60 77

135 A Jacksonville St. 51 65

135 H Jacksonville St. 48 44

143 A Cincinnati 53 64

151 H SIUE 60 62

208 A Southeast Mo. St. 55 69

219 A Akron 45 62

225 H UNCG 70 59

246 A UT Martin 49 77

315 A Western Caro. 62 59

325 A Tennessee Tech 76 68

325 H Tennessee Tech 55 53

342 H Eastern Ill. 67 51

LAST 12 Division I GAMES:

135	H	Jacksonville St.	48	44	325	A	Tennessee Tech	76	68
325	H	Tennessee Tech	55	53	135	A	Jacksonville St.	51	65
208	A	Southeast Mo. St.	55	69	104	A	George Mason	41	64
246	A	UT Martin	49	77	115	H	Kent St.	57	65
342	H	Eastern Ill.	67	51	77	H	Ohio	57	69
151	H	SIUE	60	62	143	A	Cincinnati	53	64

Non-Div I Games: Ohio Christian 69 45

Eastern Ky.

■ Loss,
 ■ Non-Conf,
 S Site,
 ■ Home
 ■ Away
 N Neutral

Average RPI Win: 188

Average RPI Loss: 177

WON-LOST
RECORDWINNING
PCT. RANKLAST 10
GAMESSTRENGTH OF
SCHEDULEOPP. STRENGTH
OF SCHEDULETEAM
RPIADJ.
RPICONF.
RPIADJ CONF.
RPIDIV. I ONLY
DIV. I NON-CONF.8- 9
3- 7196
2547- 3
2- 3260
331189
330197
308197
3087
87
8

TOTALS

RPI 1-25

RPI 26-50

W-L RECORDS

RPI 51-100

RPI 101-999

RPI 201+

8- 9
4- 1
4- 7
0- 10- 0
0- 0
0- 0
0- 01- 1
1- 0
0- 1
0- 0OVERALL
HOME
AWAY
NEUTRAL1- 0
1- 0
0- 0
0- 06- 8
2- 1
4- 6
0- 13- 4
2- 0
1- 3
0- 13- 7
2- 0
1- 6
0- 10- 0
0- 0
0- 0
0- 00- 1
0- 0
0- 1
0- 0NON-CONFERENCE
HOME
AWAY
NEUTRAL0- 0
0- 0
0- 0
0- 03- 6
2- 0
1- 5
0- 13- 4
2- 0
1- 3
0- 15- 2
2- 1
3- 1
0- 00- 0
0- 0
0- 0
0- 01- 0
1- 0
0- 0
0- 0CONFERENCE
HOME
AWAY
NEUTRAL1- 0
1- 0
0- 0
0- 03- 2
0- 1
3- 1
0- 00- 0
0- 0
0- 0
0- 0

RPI 1-25

RPI S Opponent Score

RPI 26-50

RPI S Opponent Score

41 A Minnesota 56 80
45 H Toledo 70 57

RPI 51-100

RPI S Opponent Score

97 H Western Mich. 69 67

RPI 101+

Team's RPI: 197

RPI S Opponent Score

115 A Kent St. 69 76
115 H Kent St. 60 67
124 A Miami (OH) 74 59
130 A Bowling Green 54 52
132 A Cleveland St. 65 77
145 A Northern Ill. 83 76
169 A Loyola Marymount 64 73
202 N Denver 54 60
233 A St. Bonaventure 51 70
256 A Illinois St. 56 65
286 A Detroit Mercy 78 76
326 A Ill. -Chicago 70 73
332 H Florida A&M 83 61
348 H Longwood 73 44

LAST 12 Division I GAMES:

145 A Northern Ill. 83 76
97 H Western Mich. 69 67
124 A Miami (OH) 74 59
115 A Kent St. 69 76
45 H Toledo 70 57
130 A Bowling Green 54 52
115 H Kent St. 60 67
348 H Longwood 73 44
286 A Detroit Mercy 78 76
256 A Illinois St. 56 65
326 A Ill. -Chicago 70 73
41 A Minnesota 56 80E
a
s
t
e
r
n
M
i
c
h
.E
a
s
t
e
r
n
M
i
c
h
.

Non-Div I Games: Rochester College 62 29

Eastern Mich.

Loss, Non-Conf, S Site, H Home A Away N Neutral

Average RPI Win: 253

Average RPI Loss: 94

WON-LOST
RECORDWINNING
PCT. RANKLAST 10
GAMESSTRENGTH OF
SCHEDULEOPP. STRENGTH
OF SCHEDULETEAM
RPIADJ.
RPICONF.
RPIADJ CONF.
RPIDIV. I ONLY
DIV. I NON-CONF.9- 9
4- 7170
2266- 4
2- 2237
138107
98210
203210
20319
1519
15

TOTALS

RPI 1-25

RPI 26-50

W-L RECORDS

RPI 51-100

RPI 101-999

RPI 201+

9- 9 0- 1
6- 3 0- 0
2- 5 0- 1
1- 1 0- 00- 2
0- 1
0- 1
0- 0OVERALL
HOME
AWAY
NEUTRAL0- 2
0- 0
0- 1
0- 19- 4
6- 2
2- 2
1- 07- 0
4- 0
2- 0
1- 04- 7 0- 1
2- 2 0- 0
1- 4 0- 1
1- 1 0- 00- 1
0- 0
0- 1
0- 0NON-CONFERENCE
HOME
AWAY
NEUTRAL0- 2
0- 0
0- 1
0- 14- 3
2- 2
1- 1
1- 03- 0
1- 0
1- 0
1- 05- 2 0- 0
4- 1 0- 0
1- 1 0- 0
0- 0 0- 00- 1
0- 1
0- 0
0- 0CONFERENCE
HOME
AWAY
NEUTRAL0- 0
0- 0
0- 0
0- 05- 1
4- 0
1- 1
0- 04- 0
3- 0
1- 0
0- 0

RPI 1-25

RPI 26-50

RPI 51-100

RPI 101+

Team's RPI: 210

RPI S Opponent Score
5 A Oregon 40 81RPI S Opponent Score
40 H Northern Colo. 65 70
47 A Purdue 40 65RPI S Opponent Score
58 A Gonzaga 45 69
65 N Saint Mary's (CA) 56 76RPI S Opponent Score
116 H BYU 69 73
138 H North Dakota 74 70
139 A Portland St. 60 75
170 H Cal Poly 75 72
185 A Fresno St. 56 81
187 H Boise St. 57 61
215 H Idaho 71 64
246 N UT Martin 61 58
272 A Sacramento St. 83 72
301 H Utah Valley 61 41
305 H Southern Utah 58 41
311 A Air Force 65 63
323 H Northern Ari z. 82 62

LAST 12 Division I GAMES:

305 H Southern Utah 58 41
323 H Northern Ari z. 82 62
215 H Idaho 71 64
272 A Sacramento St. 83 72
139 A Portland St. 60 75
138 H North Dakota 74 7040 H Northern Colo. 65 70
246 N UT Martin 61 58
65 N Saint Mary's (CA) 56 76
47 A Purdue 40 65
170 H Cal Poly 75 72
187 H Boise St. 57 61

Non-Div I Games:

Multnomah

88 42

Eastern Wash.

Average RPI Win:	200	WON-LOST	WINNING	LAST 10	STRENGTH OF	OPP. STRENGTH	TEAM	ADJ.	CONF.	ADJ CONF.
Average RPI Loss:	81	RECORD	PCT. RANK	GAMES	SCHEDULE	OF SCHEDULE	RPI	RPI	RPI	RPI
DIV. I ONLY	11- 6	94	6- 4	122	143	81	81	10	10	
DIV. I NON-CONF.	7- 3	74	2- 2	171	81	64	64	13	13	

TOTALS	RPI 1-25	RPI 26-50	W-L RECORDS	RPI 51-100	RPI 101-999	RPI 201+				
11- 6	0- 1	0- 1	OVERALL	3- 2	8- 2	5- 0				
7- 0	0- 0	0- 0	HOME	1- 0	6- 0	4- 0				
3- 5	0- 0	0- 0	AWAY	1- 0	2- 0	1- 0				
1- 1	0- 0	0- 1	NEUTRAL	1- 0	0- 0	0- 0				
7- 3	0- 1	0- 1	NON-CONFERENCE	2- 0	5- 1	3- 0				
3- 0	0- 0	0- 0	HOME	0- 0	3- 0	2- 0				
3- 2	0- 1	0- 0	AWAY	1- 0	2- 1	1- 0				
1- 1	0- 0	0- 1	NEUTRAL	1- 0	0- 0	0- 0				
4- 3	0- 0	0- 0	CONFERENCE	1- 2	3- 1	2- 0				
4- 0	0- 0	0- 0	HOME	1- 0	3- 0	2- 0				
0- 3	0- 0	0- 0	AWAY	0- 2	0- 1	0- 0				
0- 0	0- 0	0- 0	NEUTRAL	0- 0	0- 0	0- 0				

RPI 1-25				RPI 26-50				RPI 51-100				RPI 101+			
RPI	S	Opponent	Score	RPI	S	Opponent	Score	RPI	S	Opponent	Score	RPI	S	Opponent	Score
18	A	NC State	57 70	31	N	Iowa	61 74	53	A	UCF	71 57	102	A	Wake Forest	51 53
								74	N	Al abama	60 55	146	A	William & Mary	75 81
								87	A	James Madi son	67 70	149	A	Davi dson	75 58
								99	A	Del aware	66 80	183	H	Hampton	82 59
								99	H	Del aware	64 51	184	H	Northeastern	78 71
												231	A	N. C. A&T	90 59
												273	H	Towson	84 61
												275	H	UNCW	75 67
												333	H	N. C. Central	78 50
												344	H	Wi nthrop	98 37

LAST 12 Di vi si on I GAMES:															
				99	H	Del aware	64 51	275	H	UNCW	75 67				
				273	H	Towson	84 61	333	H	N. C. Central	78 50				
				146	A	William & Mary	75 81	18	A	NC State	57 70				
				87	A	James Madi son	67 70	149	A	Davi dson	75 58				
				184	H	Northeastern	78 71	102	A	Wake Forest	51 53				
				99	A	Del aware	66 80	31	N	Iowa	61 74				

Non-Di v I Games: Coker

106 54

El on

Average RPI Win:	300	WON-LOST	WINNING	LAST 10	STRENGTH OF	OPP. STRENGTH	TEAM	ADJ.	CONF.	ADJ CONF.
Average RPI Loss:	209	RECORD	PCT. RANK	GAMES	SCHEDULE	OF SCHEDULE	RPI	RPI	RPI	RPI
DIV. I ONLY	1- 15	340	0- 9	294	321	347	347	24	24	
DIV. I NON-CONF.	1- 8	313	0- 4	312	346	346	346	22	22	

TOTALS	RPI 1-25	RPI 26-50	W-L RECORDS	RPI 51-100	RPI 101-999	RPI 201+				
1- 15	0- 0	0- 0	OVERALL	0- 1	1- 14	1- 9				
1- 5	0- 0	0- 0	HOME	0- 0	1- 5	1- 3				
0- 10	0- 0	0- 0	AWAY	0- 0	0- 2	0- 1				
0- 0	0- 0	0- 0	NEUTRAL	0- 0	0- 0	0- 0				
1- 8	0- 0	0- 0	NON-CONFERENCE	0- 1	1- 7	1- 6				
1- 1	0- 0	0- 0	HOME	0- 0	1- 1	1- 1				
0- 7	0- 0	0- 0	AWAY	0- 1	0- 6	0- 5				
0- 0	0- 0	0- 0	NEUTRAL	0- 0	0- 0	0- 0				
0- 7	0- 0	0- 0	CONFERENCE	0- 0	0- 7	0- 3				
0- 4	0- 0	0- 0	HOME	0- 0	0- 4	0- 2				
0- 3	0- 0	0- 0	AWAY	0- 0	0- 3	0- 1				
0- 0	0- 0	0- 0	NEUTRAL	0- 0	0- 0	0- 0				

RPI 1-25				RPI 26-50				RPI 51-100				RPI 101+ Team's RPI: 347					
RPI	S	Opponent	Score	RPI	S	Opponent	Score	RPI	S	Opponent	Score	RPI	S	Opponent	Score		
								57	A	Western Ky.	54	92	111	A	Kentucky	62	100
												117	H	Missouri St.	65	95	
												118	A	Drake	66	107	
												167	H	Southern Ill.	62	74	
												192	A	UNI	41	65	
												208	A	Southeast Mo. St.	65	74	
												217	H	Bradley	59	117	
												230	H	Morehead St.	75	82	
												234	A	Austin Peay	73	82	
												256	H	Illinois St.	43	67	
												283	A	Alabama A&M	56	70	
												284	A	Indiana St.	48	56	
												300	H	Murray St.	89	81	
												326	A	Ill. -Chicago	77	96	
												342	A	Eastern Ill.	52	79	

LAST 12 Division I GAMES:																	
217	H	Bradley	59	117	167	H	Southern Ill.	62	74								
256	H	Illinois St.	43	67	208	A	Southeast Mo. St.	65	74								
118	A	Drake	66	107	326	A	Ill. -Chicago	77	96								
192	A	UNI	41	65	230	H	Morehead St.	75	82								
284	A	Indiana St.	48	56	111	A	Kentucky	62	100								
117	H	Missouri St.	65	95	234	A	Austin Peay	73	82								

Non-Div I Games: Oakland City 96 59 Westminster (MO) 79 53

Average RPI Win: 184

Average RPI Loss: 59

WON-LOST
RECORDWINNING
PCT. RANKLAST 10
GAMESSTRENGTH OF
SCHEDULEOPP. STRENGTH
OF SCHEDULETEAM
RPIADJ.
RPICONF.
RPIADJ CONF.
RPIDIV. I ONLY
DIV. I NON-CONF.

16- 3

16

8- 1

146

106

43

43

22

22

11- 3

46

4- 1

49

50

20

20

21

21

TOTALS

RPI 1-25

RPI 26-50

W-L RECORDS

RPI 51-100

RPI 101-999

RPI 201+

16- 3

0- 1

2- 0

OVERALL

1- 2

13- 0

7- 0

8- 0

0- 0

1- 0

HOME

1- 0

6- 0

2- 0

6- 1

0- 0

0- 0

AWAY

0- 0

6- 0

5- 0

2- 2

0- 1

1- 0

NEUTRAL

0- 1

1- 0

0- 0

11- 3

0- 1

2- 0

NON-CONFERENCE

1- 2

8- 0

3- 0

5- 0

0- 0

1- 0

HOME

1- 0

3- 0

0- 0

4- 1

0- 0

0- 0

AWAY

0- 1

4- 0

3- 0

2- 2

0- 1

1- 0

NEUTRAL

0- 1

1- 0

0- 0

5- 0

0- 0

0- 0

CONFERENCE

0- 0

5- 0

4- 0

3- 0

0- 0

0- 0

HOME

0- 0

3- 0

2- 0

2- 0

0- 0

0- 0

AWAY

0- 0

2- 0

2- 0

0- 0

0- 0

0- 0

NEUTRAL

0- 0

0- 0

0- 0

RPI 1-25

RPI 26-50

Team's RPI: 43

RPI 51-100

RPI 101+

RPI	S	Opponent	Score
6	N	Ohio St.	62 104

RPI	S	Opponent	Score
28	N	DePaul	89 84
30	H	South Dakota St.	87 78

RPI	S	Opponent	Score
76	N	Belmont	65 75
88	H	Harvard	65 56
96	A	Chattanooga	61 68

RPI	S	Opponent	Score
111	H	Kentucky	70 64
115	N	Kent St.	80 62
151	H	SIUE	66 49
166	H	Illinois	85 61
172	H	Stetson	80 40
200	A	Siena	63 50
219	A	Akron	82 63
227	A	Abilene Christian	94 55
250	A	Kennesaw St.	78 57
254	A	Lipscomb	68 54
280	A	FIU	88 52
306	H	USC Upstate	93 60
340	H	NJIT	90 66

LAST 12 Division I GAMES:

254	A	Lipscomb	68 54
250	A	Kennesaw St.	78 57
306	H	USC Upstate	93 60
340	H	NJIT	90 66
172	H	Stetson	80 40
30	H	South Dakota St.	87 78

151	H	SIUE	66 49
88	H	Harvard	65 56
96	A	Chattanooga	61 68
111	H	Kentucky	70 64
227	A	Abilene Christian	94 55
76	N	Belmont	65 75

Non-Div I Games:

Southeastern (FL)

76 66

Ave Maria

99 35

Fla. Memorial

82 43

FGCU

■ Loss,
 ■ Non-Conf,
 ■ S Site,
 ■ Home
 ■ A Away
 N Neutral

Average RPI Win:	264	WON-LOST	WINNING	LAST 10	STRENGTH OF	OPP. STRENGTH	TEAM	ADJ.	CONF.	ADJ CONF.
Average RPI Loss:	155	RECORD	PCT. RANK	GAMES	SCHEDULE	OF SCHEDULE	RPI	RPI	RPI	RPI
DIV. I ONLY	6- 12	261	4- 6	155	308	280	280	18	18	
DIV. I NON-CONF.	3- 10	285	1- 6	260	284	331	331	19	19	

TOTALS	RPI 1-25	RPI 26-50	W-L RECORDS	RPI 51-100	RPI 101-999	RPI 201+				
6- 12	0- 0	0- 2	OVERALL	0- 2	6- 8	4- 4				
6- 7	0- 0	0- 2	HOME	0- 0	6- 5	4- 2				
0- 5	0- 0	0- 0	AWAY	0- 2	0- 3	0- 2				
0- 0	0- 0	0- 0	NEUTRAL	0- 0	0- 0	0- 0				
3- 10	0- 0	0- 2	NON-CONFERENCE	0- 1	3- 7	3- 4				
3- 6	0- 0	0- 2	HOME	0- 0	3- 4	3- 2				
0- 4	0- 0	0- 0	AWAY	0- 1	0- 3	0- 2				
0- 0	0- 0	0- 0	NEUTRAL	0- 0	0- 0	0- 0				
3- 2	0- 0	0- 0	CONFERENCE	0- 1	3- 1	1- 0				
3- 1	0- 0	0- 0	HOME	0- 0	3- 1	1- 0				
0- 1	0- 0	0- 0	AWAY	0- 1	0- 0	0- 0				
0- 0	0- 0	0- 0	NEUTRAL	0- 0	0- 0	0- 0				

RPI 1-25				RPI 26-50				RPI 51-100				RPI 101+				Team's RPI: 280	
RPI	S	Opponent	Score	RPI	S	Opponent	Score	RPI	S	Opponent	Score	RPI	S	Opponent	Score		
				29	H	South Fla.	52 82	57	A	Western Ky.	47 101	106	H	Clemson	65 67		
				43	H	FGCU	52 88	64	A	Miami (FL)	69 77	123	H	Rice	68 58		
												128	H	UTEP	76 77		
												152	A	Georgetown	56 77		
												194	H	Louisiana Tech	57 54		
												198	H	Bethune-Cookman	59 77		
												239	A	Howard	62 69		
												261	H	North Dakota St.	68 71		
												283	H	Alabama A&M	51 58		
												295	A	Morgan St.	51 62		
												302	H	Vermont	80 70		
												311	H	Air Force	70 69		
												327	H	Marshall	67 54		
												329	H	Charleston So.	77 70		
LAST 12 Division I GAMES:																	
				194	H	Louisiana Tech	57 54	106	H	Clemson	65 67						
				123	H	Rice	68 58	261	H	North Dakota St.	68 71						
				57	A	Western Ky.	47 101	29	H	South Fla.	52 82						
				327	H	Marshall	67 54	295	A	Morgan St.	51 62						
				128	H	UTEP	76 77	239	A	Howard	62 69						
				302	H	Vermont	80 70	152	A	Georgetown	56 77						

Non-Div I Games:

FIU

Average RPI Win:	275	WON-LOST	WINNING	LAST 10	STRENGTH OF	OPP. STRENGTH	TEAM	ADJ.	CONF.	ADJ CONF.
Average RPI Loss:	168	RECORD	PCT. RANK	GAMES	SCHEDULE	OF SCHEDULE	RPI	RPI	RPI	RPI
DIV. I ONLY	7- 12	250	4- 6	289	273	276	276	25	25	
DIV. I NON-CONF.	3- 8	268	1- 3	267	259	290	290	25	25	

TOTALS	RPI 1-25	RPI 26-50	W-L RECORDS	RPI 51-100	RPI 101-999	RPI 201+				
7- 12	0- 0	0- 1	OVERALL	0- 2	7- 9	6- 3				
5- 3	0- 0	0- 1	HOME	0- 0	5- 2	5- 2				
2- 8	0- 0	0- 0	AWAY	0- 2	2- 6	1- 1				
0- 1	0- 0	0- 0	NEUTRAL	0- 0	0- 1	0- 0				
3- 8	0- 0	0- 1	NON-CONFERENCE	0- 1	3- 6	2- 2				
2- 2	0- 0	0- 1	HOME	0- 0	2- 1	2- 1				
1- 5	0- 0	0- 0	AWAY	0- 1	1- 4	0- 1				
0- 1	0- 0	0- 0	NEUTRAL	0- 0	0- 1	0- 0				
4- 4	0- 0	0- 0	CONFERENCE	0- 1	4- 3	4- 1				
3- 1	0- 0	0- 0	HOME	0- 0	3- 1	3- 1				
1- 3	0- 0	0- 0	AWAY	0- 1	1- 2	1- 0				
0- 0	0- 0	0- 0	NEUTRAL	0- 0	0- 0	0- 0				

RPI 1-25				RPI 26-50				RPI 51-100				RPI 101+ Team's RPI: 276			
RPI	S	Opponent	Score	RPI	S	Opponent	Score	RPI	S	Opponent	Score	RPI	S	Opponent	Score
				27	H	Villanova	44 73	56	A	Quinnipiac	45 77	141	N	New Hampshire	61 71
								98	A	Seton Hall	61 80	146	A	William & Mary	47 57
												157	A	Lehigh	53 56
												179	A	Boston College	66 58
												184	A	Northeastern	43 63
												189	A	Marist	63 71
												200	A	Siena	40 51
												207	H	Niagara	59 53
												224	H	Richmond	67 72
												264	H	Mt. St. Mary's	76 65
												268	H	Rider	45 61
												287	H	Monmouth	61 55
												299	A	Canisius	56 52
												320	A	Rhode Island	47 62
												337	H	Saint Peter's	62 41
												349	H	UMass Lowell	78 67
LAST 12 Division I GAMES:															
200	A	Siena	40 51	207	H	Niagara	59 53	299	A	Canisius	56 52				
56	A	Quinnipiac	45 77	98	A	Seton Hall	61 80	320	A	Rhode Island	47 62				
337	H	Saint Peter's	62 41	27	H	Villanova	44 73	179	A	Boston College	66 58				
189	A	Marist	63 71												
268	H	Rider	45 61												
287	H	Monmouth	61 55												

Non-Div I Games:

Fairfield

Average RPI Win:	302	WON-LOST	WINNING	LAST 10	STRENGTH OF	OPP. STRENGTH	TEAM	ADJ.	CONF.	ADJ CONF.
Average RPI Loss:	187	RECORD	PCT. RANK	GAMES	SCHEDULE	OF SCHEDULE	RPI	RPI	RPI	RPI
DIV. I ONLY	10- 7	121	5- 5	348	295	290	290	28	28	
DIV. I NON-CONF.	7- 3	74	3- 2	346	299	253	253	28	28	

TOTALS	RPI 1-25	RPI 26-50	W-L RECORDS	RPI 51-100	RPI 101-999	RPI 201+				
10- 7	0- 1	0- 0	OVERALL	0- 0	10- 6	9- 4				
7- 4	0- 0	0- 0	HOME	0- 0	7- 4	6- 2				
3- 3	0- 1	0- 0	AWAY	0- 0	3- 2	3- 2				
0- 0	0- 0	0- 0	NEUTRAL	0- 0	0- 0	0- 0				
7- 3	0- 1	0- 0	NON-CONFERENCE	0- 0	7- 2	6- 2				
5- 1	0- 0	0- 0	HOME	0- 0	5- 1	4- 1				
2- 2	0- 1	0- 0	AWAY	0- 0	2- 1	2- 1				
0- 0	0- 0	0- 0	NEUTRAL	0- 0	0- 0	0- 0				
3- 4	0- 0	0- 0	CONFERENCE	0- 0	3- 4	3- 2				
2- 3	0- 0	0- 0	HOME	0- 0	2- 3	2- 1				
1- 1	0- 0	0- 0	AWAY	0- 0	1- 1	1- 1				
0- 0	0- 0	0- 0	NEUTRAL	0- 0	0- 0	0- 0				

RPI 1-25				RPI 26-50				RPI 51-100				RPI 101+ Team's RPI: 290			
RPI	S	Opponent	Score	RPI	S	Opponent	Score	RPI	S	Opponent	Score	RPI	S	Opponent	Score
14	A	Rutgers	35 101									147	H	Robert Morris	68 77
												148	H	Saint Francis (PA)	56 80
												196	H	Army West Point	58 56
												221	H	Stony Brook	51 56
												239	A	Howard	65 68
												257	H	Sacred Heart	69 59
												264	A	Mt. St. Mary's	52 55
												270	H	Colgate	61 51
												278	H	Bryant	48 65
												287	H	Monmouth	78 61
												316	H	Central Conn. St.	78 49
												319	A	Wagner	74 64
												337	H	Saint Peter's	69 59
												340	A	NJIT	74 70
												348	A	Longwood	72 52
												349	H	UMass Lowell	60 51
LAST 12 Division I GAMES:															
257	H	Sacred Heart	69 59	147	H	Robert Morris	68 77	337	H	Saint Peter's	69 59	14	A	Rutgers	35 101
316	H	Central Conn. St.	78 49	349	H	UMass Lowell	60 51	287	H	Monmouth	78 61	239	A	Howard	65 68
278	H	Bryant	48 65												
264	A	Mt. St. Mary's	52 55												
319	A	Wagner	74 64												
148	H	Saint Francis (PA)	56 80												

Non-Div I Games: Rutgers-Newark 76 40

Fairleigh Dickinson

Average RPI Win:	256	WON-LOST	WINNING	LAST 10	STRENGTH OF	OPP. STRENGTH	TEAM	ADJ.	CONF.	ADJ CONF.
Average RPI Loss:	134	RECORD	PCT. RANK	GAMES	SCHEDULE	OF SCHEDULE	RPI	RPI	RPI	RPI
DIV. I ONLY	9- 7	136	7- 3	196	311	199	199	18	18	
DIV. I NON-CONF.	6- 5	153	4- 3	300	263	237	237	19	19	

TOTALS	RPI 1-25	RPI 26-50	W-L RECORDS	RPI 51-100	RPI 101-999	RPI 201+				
9- 7	0- 0	0- 0	OVERALL	0- 2	9- 5	7- 1				
7- 3	0- 0	0- 0	HOME	0- 1	7- 2	5- 1				
2- 3	0- 0	0- 0	AWAY	0- 1	2- 2	2- 0				
0- 1	0- 0	0- 0	NEUTRAL	0- 0	0- 1	0- 0				
6- 5	0- 0	0- 0	NON-CONFERENCE	0- 2	6- 3	6- 1				
4- 2	0- 0	0- 0	HOME	0- 1	4- 1	4- 1				
2- 2	0- 0	0- 0	AWAY	0- 1	2- 1	2- 0				
0- 1	0- 0	0- 0	NEUTRAL	0- 0	0- 1	0- 0				
3- 2	0- 0	0- 0	CONFERENCE	0- 0	3- 2	1- 0				
3- 1	0- 0	0- 0	HOME	0- 0	3- 1	1- 0				
0- 1	0- 0	0- 0	AWAY	0- 0	0- 1	0- 0				
0- 0	0- 0	0- 0	NEUTRAL	0- 0	0- 0	0- 0				

RPI 1-25				RPI 26-50				RPI 51-100				RPI 101+ Team' s RPI : 199					
RPI	S	Opponent	Score	RPI	S	Opponent	Score	RPI	S	Opponent	Score	RPI	S	Opponent	Score		
								61	A	Nebraska	69	86	123	H	Ri ce	53	67
								80	H	Mercer	55	66	128	A	UTEP	70	75
													128	H	UTEP	72	66
													130	N	Bowl ing Green	55	66
													136	A	Col orado	69	76
													194	H	Loui si ana Tech	86	72
													237	H	North Flori da	83	75
													248	H	UMKC	65	55
													277	H	Grand Canyon	73	77
													279	H	St. Francis Brookl yn	80	60
													284	A	Indi ana St.	66	58
													303	H	Del aware St.	90	67
													308	A	Georgi a St.	82	50
													327	H	Marshal l	79	59

LAST 12 Di vi si on I GAMES:																	
194	H	Loui si ana Tech	86	72	303	H	Del aware St.	90	67								
128	A	UTEP	70	75	61	A	Nebraska	69	86								
123	H	Ri ce	53	67	308	A	Georgi a St.	82	50								
128	H	UTEP	72	66	237	H	North Flori da	83	75								
327	H	Marshal l	79	59	277	H	Grand Canyon	73	77								
248	H	UMKC	65	55	130	N	Bowl ing Green	55	66								

Non-Div I Games:

Fla. Atlantic

Average RPI Win:	200	WON-LOST	WINNING	LAST 10	STRENGTH OF	OPP. STRENGTH	TEAM	ADJ.	CONF.	ADJ CONF.
Average RPI Loss:	93	RECORD	PCT. RANK	GAMES	SCHEDULE	OF SCHEDULE	RPI	RPI	RPI	RPI
DIV. I ONLY	10- 10	170	4- 6	154	73	191	191	2	2	
DIV. I NON-CONF.	8- 5	112	3- 2	233	132	194	194	2	2	

TOTALS	RPI 1-25	RPI 26-50	W-L RECORDS	RPI 51-100	RPI 101-999	RPI 201+				
10- 10	0- 2	1- 1	OVERALL	1- 2	8- 5	5- 1				
6- 7	0- 2	0- 1	HOME	0- 2	6- 2	3- 1				
2- 2	0- 0	1- 0	AWAY	1- 0	0- 2	0- 0				
2- 1	0- 0	0- 0	NEUTRAL	0- 0	2- 1	2- 0				
8- 5	0- 2	1- 0	NON-CONFERENCE	0- 1	7- 2	5- 1				
5- 4	0- 2	0- 0	HOME	0- 1	5- 1	3- 1				
1- 0	0- 0	1- 0	AWAY	0- 0	0- 0	0- 0				
2- 1	0- 0	0- 0	NEUTRAL	0- 0	2- 1	2- 0				
2- 5	0- 0	0- 1	CONFERENCE	1- 1	1- 3	0- 0				
1- 3	0- 0	0- 1	HOME	0- 1	1- 1	0- 0				
1- 2	0- 0	0- 0	AWAY	1- 0	0- 2	0- 0				
0- 0	0- 0	0- 0	NEUTRAL	0- 0	0- 0	0- 0				

RPI 1-25				RPI 26-50				RPI 51-100				RPI 101+				Team's RPI: 191
RPI	S	Opponent	Score	RPI	S	Opponent	Score	RPI	S	Opponent	Score	RPI	S	Opponent	Score	
4	H	Florida St.	54 84	34	A	Oklahoma	80 61	74	H	Alabama	54 63	103	A	Ole Miss	75 78	
6	H	Ohio St.	77 103	42	H	LSU	59 66	82	A	Arkansas	65 51	103	H	Ole Miss	61 60	
								96	H	Chattanooga	60 65	107	A	Auburn	55 84	
												111	H	Kentucky	53 56	
												114	H	Jacksonville	69 59	
												163	H	Saint Joseph's	71 51	
												172	N	Stetson	71 85	
												214	H	Arkansas St.	69 70	
												224	N	Richmond	87 80	
												303	H	Delaware St.	85 51	
												308	H	Georgia St.	82 66	
												327	H	Marshall	74 69	
												343	N	Savannah St.	90 40	

LAST 12 Division I GAMES:																
103	H	Ole Miss	61 60	107	A	Auburn	55 84									
82	A	Arkansas	65 51	303	H	Delaware St.	85 51									
42	H	LSU	59 66	163	H	Saint Joseph's	71 51									
111	H	Kentucky	53 56	96	H	Chattanooga	60 65									
103	A	Ole Miss	75 78	327	H	Marshall	74 69									
74	H	Alabama	54 63	6	H	Ohio St.	77 103									

Non-Div I Games:

Florida

Average RPI Win:	286	WON-LOST	WINNING	LAST 10	STRENGTH OF	OPP. STRENGTH	TEAM	ADJ.	CONF.	ADJ CONF.
Average RPI Loss:	212	RECORD	PCT. RANK	GAMES	SCHEDULE	OF SCHEDULE	RPI	RPI	RPI	RPI
DIV. I ONLY	3- 14	309	2- 7	326	233	332	332	31	31	
DIV. I NON-CONF.	1- 11	331	1- 5	319	193	340	340	31	31	

TOTALS	RPI 1-25	RPI 26-50	W-L RECORDS	RPI 51-100	RPI 101-999	RPI 201+				
3- 14	0- 0	0- 0	OVERALL	0- 2	3- 12	3- 8				
2- 2	0- 0	0- 0	HOME	0- 0	2- 2	2- 2				
1- 11	0- 0	0- 0	AWAY	0- 2	1- 9	1- 5				
0- 1	0- 0	0- 0	NEUTRAL	0- 0	0- 1	0- 1				
1- 11	0- 0	0- 0	NON-CONFERENCE	0- 2	1- 9	1- 6				
0- 2	0- 0	0- 0	HOME	0- 0	0- 2	0- 2				
1- 8	0- 0	0- 0	AWAY	0- 2	1- 6	1- 3				
0- 1	0- 0	0- 0	NEUTRAL	0- 0	0- 1	0- 1				
2- 3	0- 0	0- 0	CONFERENCE	0- 0	2- 3	2- 2				
2- 0	0- 0	0- 0	HOME	0- 0	2- 0	2- 0				
0- 3	0- 0	0- 0	AWAY	0- 0	0- 3	0- 2				
0- 0	0- 0	0- 0	NEUTRAL	0- 0	0- 0	0- 0				

RPI 1-25				RPI 26-50				RPI 51-100				RPI 101+				Team's RPI: 332	
RPI	S	Opponent	Score	RPI	S	Opponent	Score	RPI	S	Opponent	Score	RPI	S	Opponent	Score		
								68	A	Kansas St.	57	81	124	A	Miami (OH)	33	73
								74	A	Alabama	55	91	156	A	Xavier	52	70
													197	A	Eastern Mich.	61	83
													198	A	Bethune-Cookman	42	44
													232	A	Texas Tech	63	82
													237	H	North Florida	68	77
													239	H	Howard	74	59
													240	A	Omaha	73	78
													257	H	Sacred Heart	68	73
													267	N	A&M-Corpus Christi	55	58
													295	A	Morgan St.	56	61
													303	H	Delaware St.	59	54
													307	A	Coppin St.	56	62
													310	A	UTRGV	38	51
													315	A	Western Caro.	80	63

LAST 12 Division I GAMES:																	
303	H	Delaware St.	59	54	156	A	Xavier	52	70								
198	A	Bethune-Cookman	42	44	124	A	Miami (OH)	33	73								
307	A	Coppin St.	56	62	237	H	North Florida	68	77								
295	A	Morgan St.	56	61	315	A	Western Caro.	80	63								
239	H	Howard	74	59	267	N	A&M-Corpus Christi	55	58								
74	A	Alabama	55	91	310	A	UTRGV	38	51								

Non-Div I Games: Lynn 74 37

Florida A&M

Average RPI Win:	121	WON-LOST	WINNING	LAST 10	STRENGTH OF	OPP. STRENGTH	TEAM	ADJ.	CONF.	ADJ CONF.
Average RPI Loss:	17	RECORD	PCT. RANK	GAMES	SCHEDULE	OF SCHEDULE	RPI	RPI	RPI	RPI
DIV. I ONLY	18- 2	5	8- 2	13	50	4	4	1	1	
DIV. I NON-CONF.	12- 1	6	4- 1	47	79	8	8	1	1	

TOTALS	RPI 1-25	RPI 26-50	W-L RECORDS	RPI 51-100	RPI 101-999	RPI 201+				
18- 2	1- 2	2- 0	OVERALL	5- 0	10- 0	3- 0				
9- 0	0- 0	1- 0	HOME	3- 0	5- 0	2- 0				
9- 2	1- 2	1- 0	AWAY	2- 0	5- 0	1- 0				
0- 0	0- 0	0- 0	NEUTRAL	0- 0	0- 0	0- 0				
12- 1	0- 1	2- 0	NON-CONFERENCE	2- 0	8- 0	3- 0				
6- 0	0- 0	1- 0	HOME	0- 0	5- 0	2- 0				
6- 1	0- 1	1- 0	AWAY	2- 0	3- 0	1- 0				
0- 0	0- 0	0- 0	NEUTRAL	0- 0	0- 0	0- 0				
6- 1	1- 1	0- 0	CONFERENCE	3- 0	2- 0	0- 0				
3- 0	0- 0	0- 0	HOME	3- 0	0- 0	0- 0				
3- 1	1- 1	0- 0	AWAY	0- 0	2- 0	0- 0				
0- 0	0- 0	0- 0	NEUTRAL	0- 0	0- 0	0- 0				

RPI	S	Opponent	Score	RPI	S	Opponent	Score	RPI	S	Opponent	Score	RPI	S	Opponent	Score
7	A	Louisville	50 49	31	A	Iowa	94 93	54	A	Creighton	92 82	102	A	Wake Forest	81 79
10	A	Texas	72 87	32	H	Arizona St.	77 66	64	H	Miami (FL)	105 67	106	A	Clemson	69 47
24	A	Syracuse	69 76					73	H	Virginia Tech	107 62	114	H	Jacksonville	82 50
								84	H	North Carolina	103 65	135	A	Jacksonville St.	75 51
								87	A	James Madison	79 63	172	H	Stetson	84 39
												176	H	Samford	87 62
												191	A	Florida	84 54
												237	H	North Florida	109 51
												252	A	Grambling	96 53
												257	H	Sacred Heart	101 52
LAST 12 Division I GAMES:															
7	A	Louisville	50 49	84	H	North Carolina	103 65	114	H	Jacksonville	82 50				
102	A	Wake Forest	81 79					54	A	Creighton	92 82				
73	H	Virginia Tech	107 62					10	A	Texas	72 87				
64	H	Miami (FL)	105 67					32	H	Arizona St.	77 66				
24	A	Syracuse	69 76					172	H	Stetson	84 39				
106	A	Clemson	69 47												

Non-Div I Games:

Florida St.

Average RPI Win:	177	WON-LOST	WINNING	LAST 10	STRENGTH OF	OPP. STRENGTH	TEAM	ADJ.	CONF.	ADJ CONF.
Average RPI Loss:	78	RECORD	PCT. RANK	GAMES	SCHEDULE	OF SCHEDULE	RPI	RPI	RPI	RPI
DIV. I ONLY	15- 5	44	8- 2	142	85	75	75	13	13	
DIV. I NON-CONF.	9- 4	82	4- 1	112	47	63	63	11	11	

TOTALS	RPI 1-25	RPI 26-50	W-L RECORDS	RPI 51-100	RPI 101-999	RPI 201+				
15- 5	0- 1	3- 0	OVERALL	1- 3	11- 1	6- 0				
10- 2	0- 1	2- 0	HOME	1- 1	7- 0	2- 0				
5- 3	0- 0	1- 0	AWAY	0- 2	4- 1	4- 0				
0- 0	0- 0	0- 0	NEUTRAL	0- 0	0- 0	0- 0				
9- 4	0- 1	3- 0	NON-CONFERENCE	0- 2	6- 1	3- 0				
7- 1	0- 1	2- 0	HOME	0- 0	5- 0	2- 0				
2- 3	0- 0	1- 0	AWAY	0- 2	1- 1	1- 0				
0- 0	0- 0	0- 0	NEUTRAL	0- 0	0- 0	0- 0				
6- 1	0- 0	0- 0	CONFERENCE	1- 1	5- 0	3- 0				
3- 1	0- 0	0- 0	HOME	1- 1	2- 0	0- 0				
3- 0	0- 0	0- 0	AWAY	0- 0	3- 0	3- 0				
0- 0	0- 0	0- 0	NEUTRAL	0- 0	0- 0	0- 0				

RPI	S	Opponent	Score	RPI	S	Opponent	Score	RPI	S	Opponent	Score	RPI	S	Opponent	Score
8	H	UCLA	30 67	38	A	St. John's (NY)	67 64	60	H	Dayton	62 63	110	H	Saint Louis	66 63
				40	H	Northern Colo.	48 33	63	A	Albany (NY)	52 59	137	H	Hartford	69 44
				50	H	UC Davis	70 62	78	A	Penn St.	60 65	149	H	Davison	66 58
								91	H	George Washington	61 50	155	H	Pittsburgh	58 55
												179	A	Boston College	52 55
												181	H	Bucknell	71 62
												224	A	Richmond	43 38
												225	A	Manhattan	54 48
												293	A	Massachusetts	62 51
												304	A	VCU	64 54
												328	H	UMBC	55 46
												336	H	Iona	78 48
LAST 12 Division I GAMES:															
224	A	Richmond	43 38	91	H	George Washington	61 50	50	H	UC Davis	70 62	137	H	Hartford	69 44
60	H	Dayton	62 63	50	H	UC Davis	70 62	8	H	UCLA	30 67	181	H	Bucknell	71 62
304	A	VCU	64 54	137	H	Hartford	69 44	38	A	St. John's (NY)	67 64				
149	H	Davison	66 58												
110	H	Saint Louis	66 63												
293	A	Massachusetts	62 51												

Non-Div I Games:

Fordham

Average RPI Win: 291
Average RPI Loss: 166

WON-LOST
RECORD

WINNING
PCT. RANK

LAST 10
GAMES

STRENGTH OF
SCHEDULE

OPP. STRENGTH
OF SCHEDULE

TEAM
RPI

ADJ.
RPI

CONF.
RPI

ADJ CONF.
RPI

DIV. I ONLY	3- 14	309	1- 8	175	307	309	309	14	14
DIV. I NON-CONF.	2- 8	290	1- 3	248	305	322	322	14	14
<hr/>									
TOTALS	RPI 1-25	RPI 26-50	W-L RECORDS	RPI 51-100	RPI 101-999	RPI 201+			
3- 14	0- 1	0- 0	OVERALL	0- 3	3- 10	3- 5			
3- 5	0- 0	0- 0	HOME	0- 1	3- 4	3- 2			
0- 9	0- 1	0- 0	AWAY	0- 2	0- 6	0- 3			
0- 0	0- 0	0- 0	NEUTRAL	0- 0	0- 0	0- 0			
2- 8	0- 1	0- 0	NON-CONFERENCE	0- 2	2- 5	2- 3			
2- 2	0- 0	0- 0	HOME	0- 1	2- 1	2- 1			
0- 6	0- 1	0- 0	AWAY	0- 1	0- 4	0- 2			
0- 0	0- 0	0- 0	NEUTRAL	0- 0	0- 0	0- 0			
1- 6	0- 0	0- 0	CONFERENCE	0- 1	1- 5	1- 2			
1- 3	0- 0	0- 0	HOME	0- 0	1- 3	1- 1			
0- 3	0- 0	0- 0	AWAY	0- 1	0- 2	0- 1			
0- 0	0- 0	0- 0	NEUTRAL	0- 0	0- 0	0- 0			

RPI 1-25				RPI 26-50				RPI 51-100				RPI 101+				Team's RPI: 309
RPI	S	Opponent	Score	RPI	S	Opponent	Score	RPI	S	Opponent	Score	RPI	S	Opponent	Score	
23	A	Michigan	45 77					76	A	Belmont	42 74	109	A	Western Ill.	44 91	
								92	H	Milwaukee	48 60	109	H	Western Ill.	64 100	
								95	A	South Dakota	43 85	156	A	Xavier	50 62	
												166	A	Illinois	50 64	
												180	H	Oral Roberts	48 73	
												202	H	Denver	55 73	
												240	H	Omaha	76 65	
												261	A	North Dakota St.	56 72	
												263	A	Valparaiso	50 68	
												271	A	Coastal Caro.	58 67	
												292	H	Loyola Chicago	79 70	
												326	H	Ill.-Chicago	51 67	
												342	H	Eastern Ill.	93 77	
<hr/>																
LAST 12 Division I GAMES:																
261	A	North Dakota St.	56 72	109	H	Western Ill.	64 100	263	A	Valparaiso	50 68	23	A	Michigan	45 77	
109	A	Western Ill.	44 91	92	H	Milwaukee	48 60	95	A	South Dakota	43 85	156	A	Xavier	50 62	
95	A	South Dakota	43 85	76	A	Belmont	42 74	166	A	Illinois	50 64	180	H	Oral Roberts	48 73	
240	H	Omaha	76 65	92	H	Milwaukee	48 60	202	H	Denver	55 73	240	H	Omaha	76 65	
202	H	Denver	55 73	342	H	Eastern Ill.	93 77	261	A	North Dakota St.	56 72	263	A	Valparaiso	50 68	
180	H	Oral Roberts	48 73	271	A	Coastal Caro.	58 67	292	H	Loyola Chicago	79 70	326	H	Ill.-Chicago	51 67	

Non-Div I Games:

Quincy

73 72

Maryville (MO)

70

76

Findlay

55

75

Fort Wayne

Loss, Non-Conf, S Site, H Home A Away N Neutral

Average RPI	Win:	217	WON-LOST	WINNING	LAST 10	STRENGTH OF	OPP. STRENGTH	TEAM	ADJ.	CONF.	ADJ CONF.
Average RPI	Loss:	156	RECORD	PCT. RANK	GAMES	SCHEDULE	OF SCHEDULE	RPI	RPI	RPI	RPI
DIV. I ONLY		9- 9		170	6- 4	188	180	185	185	16	16
DIV. I NON-CONF.		5- 6		187	3- 2	157	213	198	198	17	17

TOTALS	RPI 1-25		RPI 26-50		W-L RECORDS	RPI 51-100		RPI 101-999		RPI 201+	
9- 9	0- 0		0- 1		OVERALL	0- 1		9- 7		6- 2	
7- 2	0- 0		0- 1		HOME	0- 0		7- 1		4- 1	
2- 7	0- 0		0- 0		AWAY	0- 1		2- 6		2- 1	
0- 0	0- 0		0- 0		NEUTRAL	0- 0		0- 0		0- 0	
5- 6	0- 0		0- 1		NON-CONFERENCE	0- 0		5- 5		3- 2	
4- 2	0- 0		0- 1		HOME	0- 0		4- 1		2- 1	
1- 4	0- 0		0- 0		AWAY	0- 0		1- 4		1- 1	
0- 0	0- 0		0- 0		NEUTRAL	0- 0		0- 0		0- 0	
4- 3	0- 0		0- 0		CONFERENCE	0- 1		4- 2		3- 0	
3- 0	0- 0		0- 0		HOME	0- 0		3- 0		2- 0	
1- 3	0- 0		0- 0		AWAY	0- 1		1- 2		1- 0	
0- 0	0- 0		0- 0		NEUTRAL	0- 0		0- 0		0- 0	

RPI	S	Opponent	Score	RPI	S	Opponent	Score	RPI	S	Opponent	Score	RPI	S	Opponent	Score
32	H	Arizona St.	49 81	70	A	New Mexico	75 88	129	H	Pacific	81 70	142	H	Weber St.	81 78
								154	A	Nevada	73 90	161	A	Texas St.	59 76
								174	A	San Francisco	62 70	175	A	UT Arlington	54 67
								185	H	Colorado St.	56 45	187	A	Boise St.	66 75
								210	H	Eastern Wash.	81 56	211	A	UC Santa Barbara	64 57
								223	A	CSUN	72 85	228	H	UC Riverside	56 68
								229	H	San Diego St.	64 53	244	H	Montana	61 58
								291	H	Utah St.	57 56	311	A	Air Force	64 58

LAST 12 Division I GAMES:															
229	H	San Diego St.	64 53	154	A	Nevada	73 90	142	H	Weber St.	81 78	174	A	San Francisco	62 70
70	A	New Mexico	75 88	244	H	Montana	61 58	129	H	Pacific	81 70	223	A	CSUN	72 85
187	A	Boise St.	66 75												
185	H	Colorado St.	56 45												
291	H	Utah St.	57 56												
311	A	Air Force	64 58												

Non-Div I Games:

Fresno St.

Average RPI Win: 215
Average RPI Loss: 146

WON-LOST
RECORD

WINNING
PCT. RANK

LAST 10
GAMES

STRENGTH OF
SCHEDULE

OPP. STRENGTH
OF SCHEDULE

TEAM
RPI

ADJ.
RPI

CONF.
RPI

ADJ CONF.
RPI

DIV. I ONLY	10- 8	138	4- 5	230	137	164	164	17	17
DIV. I NON-CONF.	7- 5	132	2- 3	259	125	138	138	16	16
TOTALS	RPI 1-25	RPI 26-50	W-L RECORDS	RPI 51-100	RPI 101-999	RPI 201+			
10- 8	0- 1	0- 0	OVERALL	2- 2	8- 5	6- 3			
6- 2	0- 0	0- 0	HOME	1- 1	5- 1	3- 0			
3- 5	0- 0	0- 0	AWAY	0- 0	3- 2	3- 2			
1- 1	0- 0	0- 0	NEUTRAL	1- 0	0- 1	0- 0			
7- 5	0- 1	0- 0	NON-CONFERENCE	1- 1	6- 3	5- 2			
4- 0	0- 0	0- 0	HOME	0- 0	4- 0	3- 0			
2- 4	0- 1	0- 0	AWAY	0- 1	2- 2	2- 2			
1- 1	0- 0	0- 0	NEUTRAL	1- 0	0- 1	0- 0			
3- 3	0- 0	0- 0	CONFERENCE	1- 1	2- 2	1- 1			
2- 2	0- 0	0- 0	HOME	1- 1	1- 1	0- 0			
1- 1	0- 0	0- 0	AWAY	0- 0	1- 1	1- 1			
0- 0	0- 0	0- 0	NEUTRAL	0- 0	0- 0	0- 0			

RPI	S	Opponent	Score	RPI	S	Opponent	Score	RPI	S	Opponent	Score	RPI	S	Opponent	Score	Team's RPI: 164
21	A	Georgia	44 79					77	N	Ohio	70 68	127	H	ETSU	57 69	
								80	H	Mercer	64 86	149	H	Davidsen	65 62	
								84	A	North Carolina	56 84	156	N	Xavier	62 75	
								96	H	Chattanooga	58 57	176	H	Samford	45 41	
												213	A	Gardner-Webb	57 71	
												225	A	UNCG	74 76	
												249	A	UNC Asheville	71 63	
												250	H	Kennesaw St.	78 59	
												253	H	Col. of Charleston	72 58	
												260	A	Presbyterian	75 76	
												275	H	UNCW	76 71	
												306	A	USC Upstate	80 59	
												315	A	Western Caro.	68 59	
LAST 12 Division I GAMES:																
				96	H	Chattanooga	58 57	260	A	Presbyterian	75 76					
				127	H	ETSU	57 69	249	A	UNC Asheville	71 63					
				225	A	UNCG	74 76	156	N	Xavier	62 75					
				315	A	Western Caro.	68 59	77	N	Ohio	70 68					
				80	H	Mercer	64 86	84	A	North Carolina	56 84					
				176	H	Samford	45 41	306	A	USC Upstate	80 59					

Non-Div I Games:

Bob Jones

93 46

Pfeiffer

102 51

Converse

80 41

Furman

Average RPI Win: 322
Average RPI Loss: 191

WON-LOST
RECORD

WINNING
PCT. RANK

LAST 10
GAMES

STRENGTH OF
SCHEDULE

OPP. STRENGTH
OF SCHEDULE

TEAM
RPI

ADJ.
RPI

CONF.
RPI

ADJ CONF.
RPI

DIV. I ONLY	1- 15	340	0- 10	239	315	331	331	23	23
DIV. I NON-CONF.	1- 8	313	0- 5	182	333	303	303	23	23

TOTALS	RPI 1-25	RPI 26-50	W-L RECORDS	RPI 51-100	RPI 101-999	RPI 201+			
1- 15	0- 0	0- 0	OVERALL	0- 5	1- 10	1- 9			
0- 7	0- 0	0- 0	HOME	0- 2	0- 5	0- 4			
1- 8	0- 0	0- 0	AWAY	0- 3	1- 5	1- 5			
0- 0	0- 0	0- 0	NEUTRAL	0- 0	0- 0	0- 0			
1- 8	0- 0	0- 0	NON-CONFERENCE	0- 4	1- 4	1- 4			
0- 5	0- 0	0- 0	HOME	0- 2	0- 3	0- 3			
1- 3	0- 0	0- 0	AWAY	0- 2	1- 1	1- 1			
0- 0	0- 0	0- 0	NEUTRAL	0- 0	0- 0	0- 0			
0- 7	0- 0	0- 0	CONFERENCE	0- 1	0- 6	0- 5			
0- 2	0- 0	0- 0	HOME	0- 0	0- 2	0- 1			
0- 5	0- 0	0- 0	AWAY	0- 1	0- 4	0- 4			
0- 0	0- 0	0- 0	NEUTRAL	0- 0	0- 0	0- 0			

RPI 1-25				RPI 26-50				RPI 51-100				RPI 101+				Team's RPI: 331
RPI	S	Opponent	Score	RPI	S	Opponent	Score	RPI	S	Opponent	Score	RPI	S	Opponent	Score	
								53	A	UCF	38 62	125	H	Little Rock	34 64	
								74	H	Alabama	36 84	214	H	Arkansas St.	62 71	
								80	A	Mercer	45 72	221	H	Stony Brook	49 68	
								85	H	IUPUI	52 72	231	A	N. C. A&T	49 60	
								93	A	South Ala.	52 79	243	A	Troy	47 88	
												250	H	Kennesaw St.	58 60	
												271	A	Coastal Caro.	51 54	
												281	A	Appalachian St.	56 87	
												308	A	Georgia St.	56 71	
												322	A	South Carolina St.	61 58	
												343	H	Savannah St.	67 71	
LAST 12 Division I GAMES:																
308	A	Georgia St.	56 71	243	A	Troy	47 88									
281	A	Appalachian St.	56 87	221	H	Stony Brook	49 68									
271	A	Coastal Caro.	51 54	85	H	IUPUI	52 72									
125	H	Little Rock	34 64	250	H	Kennesaw St.	58 60									
214	H	Arkansas St.	62 71	53	A	UCF	38 62									
93	A	South Ala.	52 79	343	H	Savannah St.	67 71									

Non-Div I Games: Coastal Ga. 68 63 Thomas (GA) 79 51

Ga. Southern

Average RPI Win:	260	WON-LOST	WINNING	LAST 10	STRENGTH OF	OPP. STRENGTH	TEAM	ADJ.	CONF.	ADJ CONF.
Average RPI Loss:	156	RECORD	PCT. RANK	GAMES	SCHEDULE	OF SCHEDULE	RPI	RPI	RPI	RPI
DIV. I ONLY	10- 6	101	5- 4	299	305	213	213	29	29	
DIV. I NON-CONF.	7- 2	50	4- 0	309	214	132	132	29	29	
<hr/>										
TOTALS	RPI 1-25	RPI 26-50	W-L RECORDS	RPI 51-100	RPI 101-999	RPI 201+				
10- 6	0- 0	0- 0	OVERALL	0- 1	10- 5	8- 2				
6- 3	0- 0	0- 0	HOME	0- 1	6- 2	5- 1				
4- 3	0- 0	0- 0	AWAY	0- 0	4- 2	3- 1				
0- 0	0- 0	0- 0	NEUTRAL	0- 0	0- 0	0- 0				
7- 2	0- 0	0- 0	NON-CONFERENCE	0- 1	7- 1	5- 0				
4- 1	0- 0	0- 0	HOME	0- 1	4- 0	3- 0				
3- 1	0- 0	0- 0	AWAY	0- 0	3- 1	2- 0				
0- 0	0- 0	0- 0	NEUTRAL	0- 0	0- 0	0- 0				
3- 4	0- 0	0- 0	CONFERENCE	0- 0	3- 4	3- 2				
2- 2	0- 0	0- 0	HOME	0- 0	2- 2	2- 1				
1- 2	0- 0	0- 0	AWAY	0- 0	1- 2	1- 1				
0- 0	0- 0	0- 0	NEUTRAL	0- 0	0- 0	0- 0				

RPI 1-25				RPI 26-50				RPI 51-100				RPI 101+				Team's RPI: 213
RPI	S	Opponent	Score	RPI	S	Opponent	Score	RPI	S	Opponent	Score	RPI	S	Opponent	Score	
								53	H	UCF	30 65	111	A	Kentucky	34 72	
												120	A	High Point	80 83	
												144	H	Liberty	60 85	
												149	A	Davidson	70 65	
												164	H	Furman	71 57	
												205	H	Radford	69 53	
												230	A	Morehead St.	68 60	
												247	H	Campbell	44 73	
												260	A	Presbyterian	69 72	
												264	A	Mt. St. Mary's	75 67	
												289	H	Wofford	73 55	
												306	H	USC Upstate	60 39	
												315	H	Western Caro.	70 67	
												329	H	Charleston So.	68 52	
												348	A	Longwood	61 54	
<hr/>																
LAST 12 Division I GAMES:																
				247	H	Campbell	44 73	120	A	High Point	80 83					
				329	H	Charleston So.	68 52	315	H	Western Caro.	70 67					
				260	A	Presbyterian	69 72	264	A	Mt. St. Mary's	75 67					
				144	H	Liberty	60 85	149	A	Davidson	70 65					
				348	A	Longwood	61 54	289	H	Wofford	73 55					
				205	H	Radford	69 53	306	H	USC Upstate	60 39					

Non-Div I Games: Montreat 83 26 Converse 82 59 Pfeiffer 72 53

Gardner-Webb

Average RPI Win:	243	WON-LOST	WINNING	LAST 10	STRENGTH OF	OPP. STRENGTH	TEAM	ADJ.	CONF.	ADJ CONF.
Average RPI Loss:	71	RECORD	PCT. RANK	GAMES	SCHEDULE	OF SCHEDULE	RPI	RPI	RPI	RPI
DIV. I ONLY	15- 5	44	7- 3	286	178	104	104	13	13	
DIV. I NON-CONF.	11- 3	46	5- 1	280	261	103	103	11	11	

TOTALS	RPI 1-25	RPI 26-50	W-L RECORDS	RPI 51-100	RPI 101-999	RPI 201+				
15- 5	0- 1	0- 1	OVERALL	1- 2	14- 1	12- 0				
11- 0	0- 0	0- 0	HOME	1- 0	10- 0	9- 0				
3- 5	0- 0	0- 0	AWAY	0- 1	3- 1	3- 0				
1- 0	0- 0	0- 0	NEUTRAL	0- 0	1- 0	0- 0				
11- 3	0- 1	0- 1	NON-CONFERENCE	1- 0	10- 1	9- 0				
9- 0	0- 0	0- 0	HOME	1- 0	8- 0	8- 0				
1- 3	0- 1	0- 1	AWAY	0- 0	1- 1	1- 0				
1- 0	0- 0	0- 0	NEUTRAL	0- 0	1- 0	0- 0				
4- 2	0- 0	0- 0	CONFERENCE	0- 2	4- 0	3- 0				
2- 0	0- 0	0- 0	HOME	0- 0	2- 0	1- 0				
2- 2	0- 0	0- 0	AWAY	0- 2	2- 0	2- 0				
0- 0	0- 0	0- 0	NEUTRAL	0- 0	0- 0	0- 0				

RPI 1-25				RPI 26-50				RPI 51-100				RPI 101+				Team's RPI: 104
RPI	S	Opponent	Score	RPI	S	Opponent	Score	RPI	S	Opponent	Score	RPI	S	Opponent	Score	
23	A	Michigan	61 75	45	A	Houston	73 82	59	A	Duquesne	64 71	118	N	Drake	87 75	
								67	H	American	71 53	136	A	Colorado	61 76	
								91	A	George Washington	52 62	149	H	Davidson	74 61	
												203	A	La Salle	69 56	
												208	H	Southeast Mo. St.	57 38	
												224	H	Richmond	77 56	
												241	A	Loyola Maryland	80 72	
												251	H	LIU Brooklyn	73 70	
												256	H	Illinois St.	56 37	
												288	H	Eastern Ky.	64 41	
												314	H	UMES	82 68	
												320	A	Rhode Island	92 53	
												324	H	Old Dominion	66 53	
												328	H	UMBC	58 38	
												348	H	Longwood	60 41	

LAST 12 Division I GAMES:																
59	A	Duquesne	64 71	348	H	Longwood	60 41									
224	H	Richmond	77 56	45	A	Houston	73 82									
320	A	Rhode Island	92 53	328	H	UMBC	58 38									
91	A	George Washington	52 62	288	H	Eastern Ky.	64 41									
203	A	La Salle	69 56	251	H	LIU Brooklyn	73 70									
149	H	Davidson	74 61	314	H	UMES	82 68									

Non-Div I Games:

George Mason

Average RPI		Win: 190	WON-LOST	WINNING	LAST 10	STRENGTH OF		OPP. STRENGTH	TEAM	ADJ.	CONF.	ADJ CONF.	
Loss: 56			RECORD	PCT. RANK	GAMES	SCHEDULE		OF SCHEDULE	RPI	RPI	RPI	RPI	
DIV. I ONLY		8- 10		206	5- 5	18			110	91	91	13	13
DIV. I NON-CONF.		5- 7		212	2- 4	23			66	113	113	11	11

TOTALS		RPI 1-25		RPI 26-50		W-L RECORDS			RPI 51-100		RPI 101-999		RPI 201+
8- 10		0- 2		0- 3		OVERALL			1- 4		7- 1		3- 0
4- 5		0- 1		0- 2		HOME			1- 1		3- 1		0- 0
4- 5		0- 0		0- 0		AWAY			0- 0		4- 0		3- 0
0- 0		0- 0		0- 0		NEUTRAL			0- 0		0- 0		0- 0
5- 7		0- 2		0- 3		NON-CONFERENCE			1- 1		4- 1		2- 0
3- 4		0- 1		0- 2		HOME			1- 0		2- 1		0- 0
2- 3		0- 1		0- 1		AWAY			0- 1		2- 0		2- 0
0- 0		0- 0		0- 0		NEUTRAL			0- 0		0- 0		0- 0
3- 3		0- 0		0- 0		CONFERENCE			0- 3		3- 0		1- 0
1- 1		0- 0		0- 0		HOME			0- 1		1- 0		0- 0
2- 2		0- 0		0- 0		AWAY			0- 2		2- 0		1- 0
0- 0		0- 0		0- 0		NEUTRAL			0- 0		0- 0		0- 0

RPI 1-25				RPI 26-50				RPI 51-100				Team's RPI : 91				RPI 101+			
RPI	S	Opponent	Score	RPI	S	Opponent	Score	RPI	S	Opponent	Score	RPI	S	Opponent	Score	RPI	S	Opponent	Score
24	H	Syracuse	62 74	29	H	South Fla.	78 83	59	H	Duquesne	53 54	104	H	George Mason	62 52				
25	A	Maryland	54 80	30	H	South Dakota St.	88 97	60	A	Dayton	55 66	131	H	Vanderbilt	59 69				
				48	A	Princeton	52 72	67	H	American	61 44	149	A	Davidson	53 48				
								75	A	Fordham	50 61	152	H	Georgetown	65 54				
								80	A	Mercer	44 61	182	H	Wisconsin	61 46				
												273	A	Towson	66 43				
												287	A	Monmouth	59 45				
												304	A	VCU	61 39				

LAST 12 Division I GAMES:																			
60	A	Dayton	55 66	287	A	Monmouth	59 45												
149	A	Davidson	53 48	67	H	American	61 44												
59	H	Duquesne	53 54	25	A	Maryland	54 80												
104	H	George Mason	62 52	80	A	Mercer	44 61												
304	A	VCU	61 39	29	H	South Fla.	78 83												
75	A	Fordham	50 61	24	H	Syracuse	62 74												

Non-Div I Games:

George Washington

Average RPI Win:	201	WON-LOST	WINNING	LAST 10	STRENGTH OF	OPP. STRENGTH	TEAM	ADJ.	CONF.	ADJ CONF.
Average RPI Loss:	62	RECORD	PCT. RANK	GAMES	SCHEDULE	OF SCHEDULE	RPI	RPI	RPI	RPI
DIV. I ONLY	8- 11	221	4- 6	115	17	152	152	6	6	
DIV. I NON-CONF.	5- 5	170	1- 2	236	40	169	169	5	5	

TOTALS	RPI 1-25	RPI 26-50	W-L RECORDS	RPI 51-100	RPI 101-999	RPI 201+				
8- 11	1- 1	0- 4	OVERALL	0- 5	7- 1	4- 0				
4- 4	1- 0	0- 3	HOME	0- 1	3- 0	2- 0				
3- 5	0- 1	0- 1	AWAY	0- 3	3- 0	2- 0				
1- 2	0- 0	0- 0	NEUTRAL	0- 1	1- 1	0- 0				
5- 5	0- 1	0- 1	NON-CONFERENCE	0- 2	5- 1	4- 0				
2- 1	0- 0	0- 1	HOME	0- 0	2- 0	2- 0				
2- 2	0- 1	0- 0	AWAY	0- 1	2- 0	2- 0				
1- 2	0- 0	0- 0	NEUTRAL	0- 1	1- 1	0- 0				
3- 6	1- 0	0- 3	CONFERENCE	0- 3	2- 0	0- 0				
2- 3	1- 0	0- 2	HOME	0- 1	1- 0	0- 0				
1- 3	0- 0	0- 1	AWAY	0- 2	1- 0	0- 0				
0- 0	0- 0	0- 0	NEUTRAL	0- 0	0- 0	0- 0				

RPI 1-25				RPI 26-50				RPI 51-100				RPI 101+ Team's RPI: 152			
RPI	S	Opponent	Score	RPI	S	Opponent	Score	RPI	S	Opponent	Score	RPI	S	Opponent	Score
18	A	NC State	49 63	27	H	Villanova	58 60	54	A	Creighton	58 69	107	N	Auburn	40 60
19	H	Marquette	85 58	28	H	DePaul	62 78	79	H	Butler	57 66	156	H	Xavier	65 60
				38	A	St. John's (NY)	41 64	91	A	George Washington	54 65	178	A	Providence	75 43
				41	H	Minnesota	63 73	96	N	Chattanooga	41 54	188	N	Northwestern	55 54
								98	A	Seton Hall	65 70	239	H	Howard	93 41
												241	A	Loyola Maryland	72 54
												280	H	FIU	77 56
												304	A	VCU	71 59

LAST 12 Division I GAMES:															
28	H	DePaul	62 78	156	H	Xavier	65 60	54	A	Creighton	58 69	178	A	Providence	75 43
19	H	Marquette	85 58	54	A	Creighton	58 69	178	A	Providence	75 43	304	A	VCU	71 59
98	A	Seton Hall	65 70	178	A	Providence	75 43	304	A	VCU	71 59	18	A	NC State	49 63
38	A	St. John's (NY)	41 64	304	A	VCU	71 59	18	A	NC State	49 63	41	H	Minnesota	63 73
27	H	Villanova	58 60	18	A	NC State	49 63	41	H	Minnesota	63 73				
79	H	Butler	57 66	41	H	Minnesota	63 73								

Non-Div I Games:

Georgetown

Average RPI	Win:	155	WON-LOST	WINNING	LAST 10	STRENGTH OF	OPP. STRENGTH	TEAM	ADJ.	CONF.	ADJ CONF.
Average RPI	Loss:	7	RECORD	PCT. RANK	GAMES	SCHEDULE	OF SCHEDULE	RPI	RPI	RPI	RPI
DIV. I ONLY		17- 2	8	9- 1	63	48	21	21	2	2	
DIV. I NON-CONF.		12- 1	6	5- 1	102	150	28	28	2	2	

TOTALS	RPI 1-25		RPI 26-50		W-L RECORDS	RPI 51-100	RPI 101-999		RPI 201+		
17- 2	1- 2		1- 0		OVERALL	3- 0	12- 0		6- 0		
10- 2	0- 2		0- 0		HOME	2- 0	8- 0		5- 0		
7- 0	1- 0		1- 0		AWAY	1- 0	4- 0		1- 0		
0- 0	0- 0		0- 0		NEUTRAL	0- 0	0- 0		0- 0		
12- 1	0- 1		1- 0		NON-CONFERENCE	2- 0	9- 0		6- 0		
8- 1	0- 1		0- 0		HOME	1- 0	7- 0		5- 0		
4- 0	0- 0		1- 0		AWAY	1- 0	2- 0		1- 0		
0- 0	0- 0		0- 0		NEUTRAL	0- 0	0- 0		0- 0		
5- 1	1- 1		0- 0		CONFERENCE	1- 0	3- 0		0- 0		
2- 1	0- 1		0- 0		HOME	1- 0	1- 0		0- 0		
3- 0	1- 0		0- 0		AWAY	0- 0	2- 0		0- 0		
0- 0	0- 0		0- 0		NEUTRAL	0- 0	0- 0		0- 0		

RPI	S	Opponent	Score	RPI	S	Opponent	Score	RPI	S	Opponent	Score	RPI	S	Opponent	Score
3	H	Mississippi St.	62 86	37	A	Virginia	64 61	55	H	Georgia Tech	60 53	101	H	Wright St.	87 71
10	H	Texas	53 81					80	A	Mercer	72 54	107	H	Auburn	60 48
15	A	Texas A&M	92 84					82	H	Arkansas	78 65	111	A	Kentucky	56 42
												116	A	BYU	79 63
												131	A	Vanderbilt	81 52
												164	H	Furman	79 44
												231	A	N. C. A&T	73 63
												237	H	North Florida	75 37
												239	H	Howard	87 47
												289	H	Wofford	95 56
												315	H	Western Caro.	76 50
												325	H	Tennessee Tech	56 48

LAST 12 Division I GAMES:															
107	H	Auburn	60 48	237	H	North Florida	75 37	101	H	Wright St.	87 71				
15	A	Texas A&M	92 84	239	H	Howard	87 47	55	H	Georgia Tech	60 53				
82	H	Arkansas	78 65	231	A	N. C. A&T	73 63	10	H	Texas	53 81				
111	A	Kentucky	56 42												
131	A	Vanderbilt	81 52												
3	H	Mississippi St.	62 86												

Non-Div I Games:

Georgia

Average RPI Win:	257	WON-LOST	WINNING	LAST 10	STRENGTH OF	OPP. STRENGTH	TEAM	ADJ.	CONF.	ADJ CONF.
Average RPI Loss:	174	RECORD	PCT. RANK	GAMES	SCHEDULE	OF SCHEDULE	RPI	RPI	RPI	RPI
DIV. I ONLY	3- 13	307	2- 8	229	169	308	308	23	23	
DIV. I NON-CONF.	2- 7	286	1- 2	145	78	270	270	23	23	

TOTALS	RPI 1-25	RPI 26-50	W-L RECORDS	RPI 51-100	RPI 101-999	RPI 201+				
3- 13	0- 1	0- 0	OVERALL	0- 3	3- 9	2- 6				
3- 4	0- 0	0- 0	HOME	0- 1	3- 3	2- 1				
0- 9	0- 0	0- 0	AWAY	0- 0	0- 0	0- 0				
0- 0	0- 0	0- 0	NEUTRAL	0- 0	0- 0	0- 0				
2- 7	0- 1	0- 0	NON-CONFERENCE	0- 2	2- 4	1- 2				
2- 2	0- 0	0- 0	HOME	0- 1	2- 1	1- 0				
0- 5	0- 1	0- 0	AWAY	0- 1	0- 3	0- 2				
0- 0	0- 0	0- 0	NEUTRAL	0- 0	0- 0	0- 0				
1- 6	0- 0	0- 0	CONFERENCE	0- 1	1- 5	1- 4				
1- 2	0- 0	0- 0	HOME	0- 0	1- 2	1- 1				
0- 4	0- 0	0- 0	AWAY	0- 1	0- 3	0- 3				
0- 0	0- 0	0- 0	NEUTRAL	0- 0	0- 0	0- 0				

RPI 1-25				RPI 26-50				RPI 51-100				RPI 101+ Team's RPI: 308			
RPI	S	Opponent	Score	RPI	S	Opponent	Score	RPI	S	Opponent	Score	RPI	S	Opponent	Score
3	A	Mississippi St.	50 106					55	A	Georgia Tech	51 75	125	H	Little Rock	50 65
								57	H	Western Ky.	63 74	135	H	Jacksonville St.	55 41
								93	A	South Ala.	52 88	191	A	Florida	66 82
												199	H	Fla. Atlantic	50 82
												214	H	Arkansas St.	58 75
												243	A	Troy	86 90
												250	A	Kennesaw St.	61 71
												271	A	Coastal Caro.	49 64
												275	A	UNCW	62 74
												281	A	Appalachian St.	62 77
												304	H	VCU	61 56
												331	H	Ga. Southern	71 56
LAST 12 Division I GAMES:															
331	H	Ga. Southern	71 56	93	A	South Ala.	52 88	275	A	UNCW	62 74	135	H	Jacksonville St.	55 41
271	A	Coastal Caro.	49 64	275	A	UNCW	62 74	199	H	Fla. Atlantic	50 82	250	A	Kennesaw St.	61 71
281	A	Appalachian St.	62 77	135	H	Jacksonville St.	55 41	57	H	Western Ky.	63 74				
214	H	Arkansas St.	58 75	199	H	Fla. Atlantic	50 82								
125	H	Little Rock	50 65	250	A	Kennesaw St.	61 71								
243	A	Troy	86 90	57	H	Western Ky.	63 74								

Non-Div I Games: Allen 101 56 North Greenville 91 89

Georgia St.

Average RPI Win:	179	WON-LOST	WINNING	LAST 10	STRENGTH OF	OPP. STRENGTH	TEAM	ADJ.	CONF.	ADJ CONF.
Average RPI Loss:	34	RECORD	PCT. RANK	GAMES	SCHEDULE	OF SCHEDULE	RPI	RPI	RPI	RPI
DIV. I ONLY	13- 7	89	4- 6	27	83	55	55	1	1	
DIV. I NON-CONF.	11- 2	23	4- 1	78	238	34	34	1	1	

TOTALS	RPI 1-25	RPI 26-50	W-L RECORDS	RPI 51-100	RPI 101-999	RPI 201+				
13- 7	0- 6	2- 0	OVERALL	0- 0	11- 1	5- 0				
10- 2	0- 2	1- 0	HOME	0- 0	9- 0	4- 0				
2- 4	0- 3	1- 0	AWAY	0- 0	1- 1	1- 0				
1- 1	0- 1	0- 0	NEUTRAL	0- 0	1- 0	0- 0				
11- 2	0- 2	2- 0	NON-CONFERENCE	0- 0	9- 0	5- 0				
8- 0	0- 0	1- 0	HOME	0- 0	7- 0	4- 0				
2- 1	0- 1	1- 0	AWAY	0- 0	1- 0	1- 0				
1- 1	0- 1	0- 0	NEUTRAL	0- 0	1- 0	0- 0				
2- 5	0- 4	0- 0	CONFERENCE	0- 0	2- 1	0- 0				
2- 2	0- 2	0- 0	HOME	0- 0	2- 0	0- 0				
0- 3	0- 2	0- 0	AWAY	0- 0	0- 1	0- 0				
0- 0	0- 0	0- 0	NEUTRAL	0- 0	0- 0	0- 0				

RPI 1-25				RPI 26-50				RPI 51-100 Team's RPI: 55				RPI 101+			
RPI	S	Opponent	Score	RPI	S	Opponent	Score	RPI	S	Opponent	Score	RPI	S	Opponent	Score
2	H	Notre Dame	54 77	47	H	Purdue	68 55					102	H	Wake Forest	79 67
7	H	Louisville	71 74	48	A	Princeton	67 56					106	H	Clemson	66 33
12	N	Baylor	57 80									113	N	Penn	69 55
18	A	NC State	43 56									121	H	Middle Tenn.	48 45
21	A	Georgia	53 60									122	H	Southern Miss.	63 44
24	A	Syracuse	77 88									155	A	Pittsburgh	62 68
												175	H	UT Arlington	80 52
												250	H	Kennesaw St.	86 48
												281	A	Appalachian St.	75 41
												308	H	Georgia St.	75 51
												322	H	South Carolina St.	86 40
												329	H	Charleston So.	78 51

LAST 12 Division I GAMES:															
102	H	Wake Forest	79 67	7	H	Louisville	71 74								
155	A	Pittsburgh	62 68	122	H	Southern Miss.	63 44								
18	A	NC State	43 56	329	H	Charleston So.	78 51								
2	H	Notre Dame	54 77	21	A	Georgia	53 60								
24	A	Syracuse	77 88	175	H	UT Arlington	80 52								
106	H	Clemson	66 33	121	H	Middle Tenn.	48 45								

Non-Div I Games:

Georgia Tech

Average RPI	Win:	175	WON-LOST	WINNING	LAST 10	STRENGTH OF	OPP. STRENGTH	TEAM	ADJ.	CONF.	ADJ CONF.
Average RPI	Loss:	97	RECORD	PCT. RANK	GAMES	SCHEDULE	OF SCHEDULE	RPI	RPI	RPI	RPI
DIV. I ONLY		15- 4		32	10- 0	127	127	58	58	12	12
DIV. I NON-CONF.		7- 4		102	3- 1	46	128	60	60	10	10

TOTALS	RPI 1-25		RPI 26-50		W-L RECORDS	RPI 51-100		RPI 101-999		RPI 201+	
15- 4	0- 0		0- 1		OVERALL	2- 2		13- 1		5- 0	
8- 1	0- 0		0- 0		HOME	0- 1		8- 0		2- 0	
6- 1	0- 0		0- 0		AWAY	2- 0		4- 1		3- 0	
1- 2	0- 0		0- 1		NEUTRAL	0- 1		1- 0		0- 0	
7- 4	0- 0		0- 1		NON-CONFERENCE	1- 2		6- 1		2- 0	
4- 1	0- 0		0- 0		HOME	0- 1		4- 0		1- 0	
2- 1	0- 0		0- 0		AWAY	1- 0		1- 1		1- 0	
1- 2	0- 0		0- 1		NEUTRAL	0- 1		1- 0		0- 0	
8- 0	0- 0		0- 0		CONFERENCE	1- 0		7- 0		3- 0	
4- 0	0- 0		0- 0		HOME	0- 0		4- 0		1- 0	
4- 0	0- 0		0- 0		AWAY	1- 0		3- 0		2- 0	
0- 0	0- 0		0- 0		NEUTRAL	0- 0		0- 0		0- 0	

RPI	S	Opponent	Score	RPI	S	Opponent	Score	RPI	S	Opponent	Score	RPI	S	Opponent	Score
				28	N	DePaul	71 88	65	A	Saint Mary's (CA)	73 65	109	H	Western Ill.	80 65
								69	A	Washington St.	64 56	115	N	Kent St.	77 57
								76	N	Belmont	63 71	129	A	Pacific	99 72
								100	H	UNLV	50 52	139	H	Portland St.	91 52
												148	H	Saint Francis (PA)	97 74
												169	H	Loyola Marymount	77 67
												174	H	San Francisco	74 47
												185	A	Colorado St.	49 65
												201	H	Pepperdine	73 51
												210	H	Eastern Wash.	69 45
												244	A	Montana	70 55
												269	A	Santa Clara	63 51
												269	H	Santa Clara	71 44
												321	A	Portland	70 56
LAST 12 Division I GAMES:															
269	H	Santa Clara	71 44	269	A	Santa Clara	63 51	129	A	Pacific	99 72	109	H	Western Ill.	80 65
65	A	Saint Mary's (CA)	73 65	69	A	Washington St.	64 56	148	H	Saint Francis (PA)	97 74	100	H	UNLV	50 52
174	H	San Francisco	74 47	69	A	Washington St.	64 56								
321	A	Portland	70 56												
169	H	Loyola Marymount	77 67												
201	H	Pepperdine	73 51												

Non-Div I Games:

Gonzaga

Average RPI Win:	299	WON-LOST	WINNING	LAST 10	STRENGTH OF	OPP. STRENGTH	TEAM	ADJ.	CONF.	ADJ CONF.
Average RPI Loss:	158	RECORD	PCT. RANK	GAMES	SCHEDULE	OF SCHEDULE	RPI	RPI	RPI	RPI
DIV. I ONLY	7- 11	235	4- 6	269	271	252	252	32	32	
DIV. I NON-CONF.	3- 8	268	0- 5	218	109	252	252	32	32	

TOTALS	RPI 1-25	RPI 26-50	W-L RECORDS	RPI 51-100	RPI 101-999	RPI 201+				
7- 11	0- 1	0- 0	OVERALL	0- 3	7- 7	7- 4				
5- 2	0- 1	0- 0	HOME	0- 0	5- 1	5- 1				
2- 8	0- 0	0- 0	AWAY	0- 0	2- 1	2- 1				
0- 1	0- 0	0- 0	NEUTRAL	0- 1	0- 0	0- 0				
3- 8	0- 1	0- 0	NON-CONFERENCE	0- 3	3- 4	3- 1				
2- 1	0- 1	0- 0	HOME	0- 0	2- 0	2- 0				
1- 6	0- 0	0- 0	AWAY	0- 2	1- 4	1- 1				
0- 1	0- 0	0- 0	NEUTRAL	0- 1	0- 0	0- 0				
4- 3	0- 0	0- 0	CONFERENCE	0- 0	4- 3	4- 3				
3- 1	0- 0	0- 0	HOME	0- 0	3- 1	3- 1				
1- 2	0- 0	0- 0	AWAY	0- 0	1- 2	1- 2				
0- 0	0- 0	0- 0	NEUTRAL	0- 0	0- 0	0- 0				

RPI 1-25				RPI 26-50				RPI 51-100				RPI 101+ Team's RPI: 252			
RPI	S	Opponent	Score	RPI	S	Opponent	Score	RPI	S	Opponent	Score	RPI	S	Opponent	Score
4	H	Florida St.	53 96					74	A	Alabama	49 73	156	A	Xavier	67 72
								82	A	Arkansas	62 79	173	A	Memphis	48 57
								84	N	North Carolina	63 79	194	A	Louisiana Tech	53 64
												204	A	Southern U.	44 63
												214	A	Arkansas St.	56 76
												259	H	Texas Southern	63 73
												274	A	Alcorn	75 68
												283	H	Alabama A&M	78 49
												294	A	McNeese	75 60
												296	H	Prairie View	81 79
												297	A	Jackson St.	70 82
												298	H	Southeastern La.	61 52
												317	H	Alabama St.	93 71
												330	H	La. -Monroe	61 52
LAST 12 Division I GAMES:															
297	A	Jackson St.	70 82	283	H	Alabama A&M	78 49								
259	H	Texas Southern	63 73	82	A	Arkansas	62 79								
296	H	Prairie View	81 79	173	A	Memphis	48 57								
274	A	Alcorn	75 68	84	N	North Carolina	63 79								
204	A	Southern U.	44 63	214	A	Arkansas St.	56 76								
317	H	Alabama St.	93 71	74	A	Alabama	49 73								

Non-Div I Games:

Grambling

Loss,
Non-Conf,
S Site,
H Home
A Away
N Neutral

Grand Canyon

Through Games Of Jan. 23, 2018

Average RPI Win:	279	WON-LOST	WINNING	LAST 10	STRENGTH OF	OPP. STRENGTH	TEAM	ADJ.	CONF.	ADJ CONF.
Average RPI Loss:	183	RECORD	PCT. RANK	GAMES	SCHEDULE	OF SCHEDULE	RPI	RPI	RPI	RPI
DIV. I ONLY	7- 10	226	6- 3	312	289	277	277	30	30	
DIV. I NON-CONF.	4- 8	239	3- 3	277	286	274	274	30	30	

TOTALS	RPI 1-25	RPI 26-50	W-L RECORDS	RPI 51-100	RPI 101-999	RPI 201+				
7- 10	0- 1	0- 0	OVERALL	0- 1	7- 8	6- 4				
4- 4	0- 1	0- 0	HOME	0- 0	4- 3	4- 2				
3- 6	0- 0	0- 0	AWAY	0- 1	3- 5	2- 2				
0- 0	0- 0	0- 0	NEUTRAL	0- 0	0- 0	0- 0				
4- 8	0- 1	0- 0	NON-CONFERENCE	0- 1	4- 6	3- 2				
2- 3	0- 1	0- 0	HOME	0- 0	2- 2	2- 1				
2- 5	0- 0	0- 0	AWAY	0- 1	2- 4	1- 1				
0- 0	0- 0	0- 0	NEUTRAL	0- 0	0- 0	0- 0				
3- 2	0- 0	0- 0	CONFERENCE	0- 0	3- 2	3- 2				
2- 1	0- 0	0- 0	HOME	0- 0	2- 1	2- 1				
1- 1	0- 0	0- 0	AWAY	0- 0	1- 1	1- 1				
0- 0	0- 0	0- 0	NEUTRAL	0- 0	0- 0	0- 0				

RPI 1-25				RPI 26-50				RPI 51-100				RPI 101+				Team's RPI: 277
RPI	S	Opponent	Score	RPI	S	Opponent	Score	RPI	S	Opponent	Score	RPI	S	Opponent	Score	
16	H	Duke	61 74					100	A	UNLV	47 76	123	H	Ri ce	59 69	
												134	A	Washi ngton	65 79	
												170	A	Cal Poly	69 75	
												198	A	Bethune-Cookman	60 69	
												199	A	Fla. Atlantic	77 73	
												209	H	Seattle U	74 63	
												245	A	New Mexico St.	60 64	
												248	H	UMKC	59 62	
												263	A	Valparaiso	75 80	
												269	H	Santa Clara	39 38	
												305	H	Southern Utah	59 54	
												310	A	UTRGV	65 59	
												323	A	Northern Ari z.	72 54	
												334	H	Long Beach St.	63 65	
												338	H	Chi cago St.	64 36	
LAST 12 Division I GAMES:																
248	H	UMKC	59 62	305	H	Southern Utah	59 54									
338	H	Chicago St.	64 36	323	A	Northern Ari z.	72 54									
310	A	UTRGV	65 59	134	A	Washi ngton	65 79									
245	A	New Mexico St.	60 64	334	H	Long Beach St.	63 65									
209	H	Seattle U	74 63	198	A	Bethune-Cookman	60 69									
269	H	Santa Clara	39 38	199	A	Fla. Atlantic	77 73									

Non-Div I Games: Arizona Christian 75 51 Benedictine Mesa 67 53

Grand Canyon

Loss,
Non-Conf,
S Site,
H Home
A Away
N Neutral

Average RPI	Win:	142	WON-LOST	WINNING	LAST 10	STRENGTH OF	OPP. STRENGTH	TEAM	ADJ.	CONF.	ADJ CONF.
Average RPI	Loss:	133	RECORD	PCT. RANK	GAMES	SCHEDULE	OF SCHEDULE	RPI	RPI	RPI	RPI
DIV. I ONLY		17- 2		8	9- 1	44		95	13	13	11
DIV. I NON-CONF.		10- 1		16	4- 0	27		36	6	6	12

TOTALS	RPI 1-25		RPI 26-50		W-L RECORDS		RPI 51-100		RPI 101-999		RPI 201+
17- 2	1- 1		2- 0		OVERALL		4- 0		10- 1		5- 1
7- 0	1- 0		1- 0		HOME		2- 0		3- 0		2- 0
8- 1	0- 0		0- 0		AWAY		2- 0		6- 1		2- 1
2- 1	0- 1		1- 0		NEUTRAL		0- 0		1- 0		1- 0
10- 1	1- 1		2- 0		NON-CONFERENCE		2- 0		5- 0		3- 0
4- 0	1- 0		1- 0		HOME		1- 0		1- 0		1- 0
4- 0	0- 0		0- 0		AWAY		1- 0		3- 0		1- 0
2- 1	0- 1		1- 0		NEUTRAL		0- 0		1- 0		1- 0
7- 1	0- 0		0- 0		CONFERENCE		2- 0		5- 1		2- 1
3- 0	0- 0		0- 0		HOME		1- 0		2- 0		1- 0
4- 1	0- 0		0- 0		AWAY		1- 0		3- 1		1- 1
0- 0	0- 0		0- 0		NEUTRAL		0- 0		0- 0		0- 0

RPI	S	Opponent	Score	RPI	S	Opponent	Score	RPI	S	Opponent	Score	RPI	S	Opponent	Score
3	N	Mississippi St.	46 67	30	H	South Dakota St.	55 41	60	A	Dayton	75 64	101	A	Wright St.	58 51
19	H	Marquette	63 55	32	N	Arizona St.	61 48	85	A	IUPUI	60 34	132	H	Cleveland St.	69 43
								92	H	Milwaukee	52 29	160	A	Oakland	81 48
								96	H	Chattanooga	60 30	182	A	Wisconsin	67 34
												188	A	Northwestern	63 57
												205	N	Columbia	61 43
												217	H	Bradley	72 40
												235	H	Youngstown St.	65 56
												262	A	Northern Ky.	54 62
												286	A	Detroit Mercy	85 27
												292	A	Loyola Chicago	76 39

LAST 12 Division I GAMES:															
160	A	Oakland	81 48	262	A	Northern Ky.	54 62	101	A	Wright St.	58 51				
286	A	Detroit Mercy	85 27					188	A	Northwestern	63 57				
85	A	IUPUI	60 34					217	H	Bradley	72 40				
132	H	Cleveland St.	69 43					292	A	Loyola Chicago	76 39				
235	H	Youngstown St.	65 56					60	A	Dayton	75 64				
92	H	Milwaukee	52 29												

Average RPI Win: 262
Average RPI Loss: 110

WON-LOST
RECORD

WINNING
PCT. RANK

LAST 10
GAMES

STRENGTH OF
SCHEDULE

OPP. STRENGTH
OF SCHEDULE

TEAM
RPI

ADJ.
RPI

CONF.
RPI

ADJ CONF.
RPI

DIV. I ONLY	7- 10	226	5- 4	193	140	183	183	31	31
DIV. I NON-CONF.	4- 9	249	2- 5	51	59	149	149	31	31
<hr/>									
TOTALS	RPI 1-25	RPI 26-50	W-L RECORDS	RPI 51-100	RPI 101-999	RPI 201+			
7- 10	0- 1	0- 1	OVERALL	1- 5	6- 3	6- 1			
3- 1	0- 0	0- 0	HOME	0- 1	3- 0	3- 0			
3- 8	0- 1	0- 1	AWAY	1- 3	2- 3	2- 1			
1- 1	0- 0	0- 0	NEUTRAL	0- 1	1- 0	1- 0			
4- 9	0- 1	0- 1	NON-CONFERENCE	1- 5	3- 2	3- 0			
2- 1	0- 0	0- 0	HOME	0- 1	2- 0	2- 0			
1- 7	0- 1	0- 1	AWAY	1- 3	0- 2	0- 0			
1- 1	0- 0	0- 0	NEUTRAL	0- 1	1- 0	1- 0			
3- 1	0- 0	0- 0	CONFERENCE	0- 0	3- 1	3- 1			
1- 0	0- 0	0- 0	HOME	0- 0	1- 0	1- 0			
2- 1	0- 0	0- 0	AWAY	0- 0	2- 1	2- 1			
0- 0	0- 0	0- 0	NEUTRAL	0- 0	0- 0	0- 0			

RPI 1-25				RPI 26-50				RPI 51-100				RPI 101+ Team's RPI: 183			
RPI	S	Opponent	Score	RPI	S	Opponent	Score	RPI	S	Opponent	Score	RPI	S	Opponent	Score
5	A	Oregon	45 87	37	A	Virginia	62 66	56	H	Quinnipiac	58 64	165	A	Temple	56 65
								71	A	TCU	68 90	176	A	Samford	61 66
								81	A	Elon	59 82	205	H	Columbia	60 58
								84	A	North Carolina	70 66	258	N	San Jose St.	81 73
								89	N	Brown	66 73	303	H	Delaware St.	66 62
								96	A	Chattanooga	52 64	314	A	UMES	70 65
												322	A	South Carolina St.	70 78
												324	H	Old Dominion	50 42
												343	A	Savannah St.	81 53
<hr/>															
LAST 12 Division I GAMES:															
322	A	South Carolina St.	70 78	176	A	Samford	61 66	96	A	Chattanooga	52 64	71	A	TCU	68 90
343	A	Savannah St.	81 53	56	H	Quinnipiac	58 64	165	A	Temple	56 65	56	H	Delaware St.	66 62
324	H	Old Dominion	50 42	70	A	UMES	70 65	52	A	Chattanooga	52 64	56	H	Quinnipiac	58 64
303	H	Delaware St.	66 62	60	H	Columbia	60 58	5	A	Oregon	45 87	5	A	Oregon	45 87

Non-Div I Games:

Hampton

Average RPI Win:	243	WON-LOST	WINNING	LAST 10	STRENGTH OF	OPP. STRENGTH	TEAM	ADJ.	CONF.	ADJ CONF.
Average RPI Loss:	108	RECORD	PCT. RANK	GAMES	SCHEDULE	OF SCHEDULE	RPI	RPI	RPI	RPI
DIV. I ONLY	12- 8	115	6- 4	177	227	137	137	20	20	
DIV. I NON-CONF.	8- 5	112	4- 1	128	221	114	114	24	24	

TOTALS	RPI 1-25	RPI 26-50	W-L RECORDS	RPI 51-100	RPI 101-999	RPI 201+				
12- 8	0- 1	0- 1	OVERALL	1- 4	11- 2	9- 1				
6- 3	0- 0	0- 1	HOME	1- 2	5- 0	4- 0				
3- 5	0- 0	0- 0	AWAY	0- 0	3- 1	3- 1				
3- 0	0- 0	0- 0	NEUTRAL	0- 0	3- 0	2- 0				
8- 5	0- 1	0- 1	NON-CONFERENCE	0- 3	8- 0	6- 0				
4- 2	0- 0	0- 1	HOME	0- 1	4- 0	3- 0				
1- 3	0- 1	0- 0	AWAY	0- 2	1- 0	1- 0				
3- 0	0- 0	0- 0	NEUTRAL	0- 0	3- 0	2- 0				
4- 3	0- 0	0- 0	CONFERENCE	1- 1	3- 2	3- 1				
2- 1	0- 0	0- 0	HOME	1- 1	1- 0	1- 0				
2- 2	0- 0	0- 0	AWAY	0- 0	2- 2	2- 1				
0- 0	0- 0	0- 0	NEUTRAL	0- 0	0- 0	0- 0				

RPI 1-25				RPI 26-50				RPI 51-100				RPI 101+				Team's RPI: 137
RPI	S	Opponent	Score	RPI	S	Opponent	Score	RPI	S	Opponent	Score	RPI	S	Opponent	Score	
24	A	Syracuse	63 75	27	H	Villanova	53 71	63	H	Albany (NY)	70 55	126	N	Yale	78 70	
								75	A	Fordham	44 69	168	A	Binghamton	59 64	
								84	A	North Carolina	70 90	200	H	Siena	71 62	
								86	H	Maine	44 59	207	H	Niagara	83 65	
								99	H	Delaware	63 72	216	H	Hofstra	60 49	
												221	A	Stony Brook	75 68	
												278	A	Bryant	59 47	
												283	N	Alabama A&M	56 47	
												302	A	Vermont	47 53	
												316	H	Central Conn. St.	68 52	
												328	H	UMBC	65 54	
												329	N	Charleston So.	62 43	
												349	A	UMass Lowell	81 42	
LAST 12 Division I GAMES:																
302	A	Vermont	47 53	63	H	Albany (NY)	70 55	126	N	Yale	78 70	75	A	Fordham	44 69	
86	H	Maine	44 59	200	H	Siena	71 62	278	A	Bryant	59 47	316	H	Central Conn. St.	68 52	
328	H	UMBC	65 54	207	H	Niagara	83 65	221	A	Stony Brook	75 68					
168	A	Binghamton	59 64													
349	A	UMass Lowell	81 42													
221	A	Stony Brook	75 68													

Non-Div I Games:

Hartford

Average RPI Win: 198

Average RPI Loss: 83

WON-LOST
RECORDWINNING
PCT. RANKLAST 10
GAMESSTRENGTH OF
SCHEDULEOPP. STRENGTH
OF SCHEDULETEAM
RPIADJ.
RPICONF.
RPIADJ CONF.
RPIDIV. I ONLY
DIV. I NON-CONF.

9- 6

115

6- 4

105

114

88

88

9

9

8- 5

112

7- 3

134

112

85

85

9

9

TOTALS

RPI 1-25

RPI 26-50

W-L RECORDS

RPI 51-100

RPI 101-999

RPI 201+

9- 6

0- 0

0- 2

OVERALL

0- 2

9- 2

5- 0

6- 0

0- 0

0- 0

HOME

0- 0

6- 0

3- 0

1- 5

0- 0

0- 2

AWAY

0- 1

1- 2

0- 0

2- 1

0- 0

0- 0

NEUTRAL

0- 1

2- 0

2- 0

8- 5

0- 0

0- 2

NON-CONFERENCE

0- 2

8- 1

5- 0

5- 0

0- 0

0- 0

HOME

0- 0

5- 0

3- 0

1- 4

0- 0

0- 2

AWAY

0- 1

1- 1

0- 0

2- 1

0- 0

0- 0

NEUTRAL

0- 1

2- 0

2- 0

1- 1

0- 0

0- 0

CONFERENCE

0- 0

1- 1

0- 0

1- 0

0- 0

0- 0

HOME

0- 0

1- 0

0- 0

0- 1

0- 0

0- 0

AWAY

0- 0

0- 1

0- 0

0- 0

0- 0

0- 0

NEUTRAL

0- 0

0- 0

0- 0

RPI 1-25

RPI 26-50

RPI 51-100

Team's RPI: 88

RPI 101+

RPI S Opponent Score

RPI S Opponent Score

RPI S Opponent Score

RPI S Opponent Score

37 A Virginia 48 50

43 A FGCU 56 65

60 N Dayton 66 72

86 A Maine 51 76

105 A Dartmouth 56 63

105 H Dartmouth 76 65

159 H Boston U. 80 70

165 A Temple 64 86

184 A Northeastern 79 69

200 H Siena 75 67

203 H La Salle 70 61

219 N Akron 76 63

221 H Stony Brook 60 53

231 N N. C. A&T 64 60

257 H Sacred Heart 70 62

LAST 12 Division I GAMES:

105 H Dartmouth 76 65

203 H La Salle 70 61

105 A Dartmouth 56 63

221 H Stony Brook 60 53

219 N Akron 76 63

43 A FGCU 56 65

184 A Northeastern 79 69

165 A Temple 64 86

231 N N. C. A&T 64 60

37 A Virginia 48 50

159 H Boston U. 80 70

257 H Sacred Heart 70 62

Harvard

Average RPI Win: 248

Average RPI Loss: 141

WON-LOST
RECORDWINNING
PCT. RANKLAST 10
GAMESSTRENGTH OF
SCHEDULEOPP. STRENGTH
OF SCHEDULETEAM
RPIADJ.
RPICONF.
RPIADJ CONF.
RPIDIV. I ONLY
DIV. I NON-CONF.7- 11
6- 6235
1702- 7
2- 3185
140198
137236
173236
17321
2021
20

TOTALS

RPI 1-25

RPI 26-50

W-L RECORDS

RPI 51-100

RPI 101-999

RPI 201+

7- 11

0- 2

0- 2

OVERALL

0- 1

7- 6

5- 3

5- 4

0- 0

0- 1

HOME

0- 1

5- 2

3- 0

2- 5

0- 0

0- 1

AWAY

0- 0

2- 4

2- 3

0- 2

0- 2

0- 0

NEUTRAL

0- 0

0- 0

0- 0

6- 6

0- 2

0- 1

NON-CONFERENCE

0- 1

6- 2

4- 1

4- 3

0- 0

0- 1

HOME

0- 1

4- 1

2- 0

2- 1

0- 0

0- 0

AWAY

0- 0

2- 1

2- 1

0- 2

0- 2

0- 0

NEUTRAL

0- 0

0- 0

0- 0

1- 5

0- 0

0- 1

CONFERENCE

0- 0

1- 4

1- 2

1- 1

0- 0

0- 0

HOME

0- 0

1- 1

1- 0

0- 4

0- 0

0- 1

AWAY

0- 0

0- 3

0- 2

0- 0

0- 0

0- 0

NEUTRAL

0- 0

0- 0

0- 0

RPI 1-25

RPI 26-50

RPI 51-100

RPI 101+

Team's RPI: 236

RPI	S	Opponent	Score
5	N	Oregon	44 85
15	N	Texas A&M	59 103

RPI	S	Opponent	Score
47	H	Purdue	67 79
50	A	UC Davis	52 76

RPI	S	Opponent	Score
52	H	Southern Cal i forni a	60 71

RPI	S	Opponent	Score
140	H	Idaho St.	62 64
171	H	San Diego	64 63
189	H	Marist	70 63
190	A	UC Irvine	66 70
190	H	UC Irvine	67 74
209	A	Seattle U	73 58
222	H	Montana St.	81 75
228	A	UC Riverside	57 79
285	A	Arizona	65 60
313	A	Cal St. Fullerton	57 69
321	A	Portland	47 76
323	H	Northern Ariz.	84 68
334	H	Long Beach St.	74 66

LAST 12 Division I GAMES:

190	A	UC Irvine	66 70	5	N	Oregon	44 85
228	A	UC Riverside	57 79	15	N	Texas A&M	59 103
334	H	Long Beach St.	74 66	285	A	Arizona	65 60
190	H	UC Irvine	67 74	140	H	Idaho St.	62 64
50	A	UC Davis	52 76	222	H	Montana St.	81 75
313	A	Cal St. Fullerton	57 69	52	H	Southern Cal i forni a	60 71

Non-Div I Games: Hawai i Paci fic 67 57

Hawai i

Average RPI Win:	257	WON-LOST	WINNING	LAST 10	STRENGTH OF	OPP. STRENGTH	TEAM	ADJ.	CONF.	ADJ CONF.
Average RPI Loss:	102	RECORD	PCT. RANK	GAMES	SCHEDULE	OF SCHEDULE	RPI	RPI	RPI	RPI
DIV. I ONLY	10- 6	101	8- 2	221	234	120	120	29	29	
DIV. I NON-CONF.	4- 5	202	2- 3	130	74	131	131	29	29	

TOTALS	RPI 1-25	RPI 26-50	W-L RECORDS	RPI 51-100	RPI 101-999	RPI 201+				
10- 6	0- 1	0- 0	OVERALL	0- 3	10- 2	8- 1				
4- 2	0- 0	0- 0	HOME	0- 1	4- 1	4- 0				
6- 4	0- 0	0- 0	AWAY	0- 1	6- 1	4- 1				
0- 0	0- 0	0- 0	NEUTRAL	0- 0	0- 0	0- 0				
4- 5	0- 1	0- 0	NON-CONFERENCE	0- 3	4- 1	2- 0				
1- 2	0- 0	0- 0	HOME	0- 1	1- 1	1- 0				
3- 3	0- 1	0- 0	AWAY	0- 2	3- 0	1- 0				
0- 0	0- 0	0- 0	NEUTRAL	0- 0	0- 0	0- 0				
6- 1	0- 0	0- 0	CONFERENCE	0- 0	6- 1	6- 1				
3- 0	0- 0	0- 0	HOME	0- 0	3- 0	3- 0				
3- 1	0- 0	0- 0	AWAY	0- 0	3- 1	3- 1				
0- 0	0- 0	0- 0	NEUTRAL	0- 0	0- 0	0- 0				

RPI 1-25				RPI 26-50				RPI 51-100				RPI 101+ Team's RPI: 120			
RPI	S	Opponent	Score	RPI	S	Opponent	Score	RPI	S	Opponent	Score	RPI	S	Opponent	Score
16	A	Duke	50 77					73	A	Virginia Tech	63 86	149	H	Davison	74 82
								77	A	Ohio	61 64	172	A	Stetson	69 64
								90	H	UAB	61 77	195	A	Norfolk St.	59 56
												205	A	Radford	47 50
												213	H	Gardner-Webb	83 80
												225	A	UNCG	81 72
												247	A	Campbell	62 53
												249	A	UNC Asheville	58 45
												260	H	Presbyterian	81 55
												315	H	Western Caro.	75 69
												344	A	Winthrop	79 58
												348	H	Longwood	62 41
LAST 12 Division I GAMES:															
205	A	Radford	47 50	213	H	Gardner-Webb	83 80	225	A	UNCG	81 72	315	H	Western Caro.	75 69
348	H	Longwood	62 41	249	A	UNC Asheville	58 45	149	H	Davison	74 82	260	H	Presbyterian	81 55
247	A	Campbell	62 53	73	A	Virginia Tech	63 86	77	A	Ohio	61 64	344	A	Winthrop	79 58
344	A	Winthrop	79 58	90	H	UAB	61 77					348	H	Longwood	62 41

Non-Div I Games: N.C. Wesleyan 111 54 Barton 82 69

High Point

Average RPI Win:	240	WON-LOST	WINNING	LAST 10	STRENGTH OF	OPP. STRENGTH	TEAM	ADJ.	CONF.	ADJ CONF.
Average RPI Loss:	127	RECORD	PCT. RANK	GAMES	SCHEDULE	OF SCHEDULE	RPI	RPI	RPI	RPI
DIV. I ONLY	10- 9	163	5- 5	270	148	216	216	10	10	
DIV. I NON-CONF.	6- 5	153	2- 2	332	182	246	246	13	13	

TOTALS	RPI 1-25	RPI 26-50	W-L RECORDS	RPI 51-100	RPI 101-999	RPI 201+				
10- 9	0- 0	0- 2	OVERALL	0- 3	10- 4	8- 2				
5- 5	0- 0	0- 1	HOME	0- 2	5- 2	4- 1				
4- 4	0- 0	0- 1	AWAY	0- 1	4- 2	4- 1				
1- 0	0- 0	0- 0	NEUTRAL	0- 0	1- 0	0- 0				
6- 5	0- 0	0- 0	NON-CONFERENCE	0- 1	6- 4	5- 2				
3- 2	0- 0	0- 0	HOME	0- 0	3- 2	3- 1				
2- 3	0- 0	0- 0	AWAY	0- 1	2- 2	2- 1				
1- 0	0- 0	0- 0	NEUTRAL	0- 0	1- 0	0- 0				
4- 4	0- 0	0- 2	CONFERENCE	0- 2	4- 0	3- 0				
2- 3	0- 0	0- 1	HOME	0- 2	2- 0	1- 0				
2- 1	0- 0	0- 1	AWAY	0- 0	2- 0	2- 0				
0- 0	0- 0	0- 0	NEUTRAL	0- 0	0- 0	0- 0				

RPI	S	Opponent	Score	RPI	S	Opponent	Score	RPI	S	Opponent	Score	RPI	S	Opponent	Score
49	A	Drexel	38 47	49	H	Drexel	47 58	87	H	James Madison	42 55	102	N	Wake Forest	69 66
								99	H	Delaware	51 58	137	A	Hartford	49 60
								100	A	UNLV	52 68	146	H	William & Mary	65 54
												200	H	Siena	60 70
												205	A	Columbia	53 75
												220	H	Holy Cross	69 63
												221	H	Stony Brook	49 73
												233	H	St. Bonaventure	71 68
												253	A	Col. of Charleston	75 60
												253	H	Col. of Charleston	65 60
												257	A	Sacred Heart	86 81
												275	A	UNCW	69 61
												328	H	UMBC	71 55
												336	A	Iona	68 43
LAST 12 Division I GAMES:															
49	H	Drexel	47 58	49	A	Drexel	38 47	87	H	James Madison	42 55	233	H	St. Bonaventure	71 68
146	H	William & Mary	65 54	205	A	Columbia	53 75	336	A	Iona	68 43	200	H	Siena	60 70
253	H	Col. of Charleston	65 60												
99	H	Delaware	51 58												
275	A	UNCW	69 61												
253	A	Col. of Charleston	75 60												

Non-Div I Games:

Hofstra

Average RPI Win:	255	WON-LOST	WINNING	LAST 10	STRENGTH OF	OPP. STRENGTH	TEAM	ADJ.	CONF.	ADJ CONF.
Average RPI Loss:	158	RECORD	PCT. RANK	GAMES	SCHEDULE	OF SCHEDULE	RPI	RPI	RPI	RPI
DIV. I ONLY	9- 10	191	5- 5	254	269	220	220	15	15	
DIV. I NON-CONF.	5- 6	187	2- 2	279	324	243	243	18	18	

TOTALS	RPI 1-25	RPI 26-50	W-L RECORDS	RPI 51-100	RPI 101-999	RPI 201+				
9- 10	0- 0	0- 0	OVERALL	0- 3	9- 7	6- 3				
3- 6	0- 0	0- 0	HOME	0- 2	3- 4	2- 1				
6- 4	0- 0	0- 0	AWAY	0- 1	6- 3	4- 2				
0- 0	0- 0	0- 0	NEUTRAL	0- 0	0- 0	0- 0				
5- 6	0- 0	0- 0	NON-CONFERENCE	0- 2	5- 4	5- 1				
2- 3	0- 0	0- 0	HOME	0- 1	2- 2	2- 0				
3- 3	0- 0	0- 0	AWAY	0- 1	3- 2	3- 1				
0- 0	0- 0	0- 0	NEUTRAL	0- 0	0- 0	0- 0				
4- 4	0- 0	0- 0	CONFERENCE	0- 1	4- 3	1- 2				
1- 3	0- 0	0- 0	HOME	0- 1	1- 2	0- 1				
3- 1	0- 0	0- 0	AWAY	0- 0	3- 1	1- 1				
0- 0	0- 0	0- 0	NEUTRAL	0- 0	0- 0	0- 0				

RPI 1-25				RPI 26-50				RPI 51-100				RPI 101+				Team's RPI: 220
RPI	S	Opponent	Score	RPI	S	Opponent	Score	RPI	S	Opponent	Score	RPI	S	Opponent	Score	
								63	H	Albany (NY)	56 65	105	H	Dartmouth	74 76	
								83	H	Navy	58 65	157	H	Lehigh	54 49	
								89	A	Brown	78 82	159	A	Boston U.	60 57	
												179	H	Boston College	61 70	
												181	H	Bucknell	47 71	
												189	A	Marist	74 85	
												196	A	Army West Point	70 62	
												216	A	Hofstra	63 69	
												238	H	Lafayette	65 69	
												241	A	Loyola Maryland	60 77	
												268	A	Rider	83 56	
												270	A	Colgate	71 64	
												278	H	Bryant	59 57	
												302	H	Vermont	64 53	
												320	A	Rhode Island	69 63	
												349	A	UMass Lowell	84 56	

LAST 12 Division I GAMES:																
				181	H	Bucknell	47 71	238	H	Lafayette	65 69					
				196	A	Army West Point	70 62	270	A	Colgate	71 64					
				159	A	Boston U.	60 57	105	H	Dartmouth	74 76					
				83	H	Navy	58 65	320	A	Rhode Island	69 63					
				241	A	Loyola Maryland	60 77	302	H	Vermont	64 53					
				157	H	Lehigh	54 49	179	H	Boston College	61 70					

Non-Div I Games:

Holy Cross

Average RPI Win: **168**
 Average RPI Loss: **99**

WON-LOST
RECORD

WINNING
PCT. RANK

LAST 10
GAMES

STRENGTH OF
SCHEDULE

OPP. STRENGTH
OF SCHEDULE

TEAM
RPI

ADJ.
RPI

CONF.
RPI

ADJ CONF.
RPI

DIV. I ONLY	15- 6	66	7- 3	73	81	45	45	8	8
DIV. I NON-CONF.	11- 3	46	4- 1	97	92	29	29	7	7
<hr/>									
TOTALS	RPI 1-25	RPI 26-50	W-L RECORDS	RPI 51-100	RPI 101-999	RPI 201+			
15- 6	0- 3	0- 0	OVERALL	1- 0	14- 3	4- 1			
6- 2	0- 1	0- 0	HOME	0- 0	6- 1	3- 0			
6- 4	0- 2	0- 0	AWAY	0- 0	6- 2	1- 1			
3- 0	0- 0	0- 0	NEUTRAL	1- 0	2- 0	0- 0			
11- 3	0- 2	0- 0	NON-CONFERENCE	1- 0	10- 1	3- 0			
5- 0	0- 0	0- 0	HOME	0- 0	5- 0	3- 0			
3- 3	0- 2	0- 0	AWAY	0- 0	3- 1	0- 0			
3- 0	0- 0	0- 0	NEUTRAL	1- 0	2- 0	0- 0			
4- 3	0- 1	0- 0	CONFERENCE	0- 0	4- 2	1- 1			
1- 2	0- 1	0- 0	HOME	0- 0	1- 1	0- 0			
3- 1	0- 0	0- 0	AWAY	0- 0	3- 1	1- 1			
0- 0	0- 0	0- 0	NEUTRAL	0- 0	0- 0	0- 0			

RPI 1-25				RPI 26-50				Team's RPI: 45				RPI 51-100				RPI 101+			
RPI	S	Opponent	Score	RPI	S	Opponent	Score	RPI	S	Opponent	Score	RPI	S	Opponent	Score	RPI	S	Opponent	Score
1	H	UConn	35 95									92	N	Milwaukee	74 59	104	H	George Mason	82 73
14	A	Rutgers	57 75													108	A	Tulane	98 92
15	A	Texas A&M	65 83													127	H	ETSU	88 69
																143	H	Cincinnati	82 88
																144	N	Liberty	75 68
																153	H	Wichita St.	73 55
																161	A	Texas St.	72 67
																165	A	Temple	99 75
																175	A	UT Arlington	62 58
																177	A	New Orleans	78 66
																179	A	Boston College	74 79
																184	N	Northeastern	72 64
																205	H	Columbia	77 53
																212	A	SMU	85 75
																232	H	Texas Tech	79 75
																242	A	East Carolina	78 80
																282	H	Incarnate Word	98 67
LAST 12 Division I GAMES:																			
242	A	East Carolina	78 80	212	A	SMU	85 75												
165	A	Temple	99 75	205	H	Columbia	77 53												
1	H	UConn	35 95	104	H	George Mason	82 73												
143	H	Cincinnati	82 88	282	H	Incarnate Word	98 67												
108	A	Tulane	98 92	14	A	Rutgers	57 75												
153	H	Wichita St.	73 55	127	H	ETSU	88 69												

Houston

Houston

Non-Div I Games:

Houston

Loss, **Non-Conf**, S Site, **H** Home **A** Away N Neutral

Average RPI Win:	339	WON-LOST	WINNING	LAST 10	STRENGTH OF	OPP. STRENGTH	TEAM	ADJ.	CONF.	ADJ CONF.
Average RPI Loss:	199	RECORD	PCT. RANK	GAMES	SCHEDULE	OF SCHEDULE	RPI	RPI	RPI	RPI
DIV. I ONLY	1- 12	337	1- 8	288	337	335	335	27	27	
DIV. I NON-CONF.	0- 6	337	0- 3	65	338	306	306	26	26	
<hr/>										
TOTALS	RPI 1-25	RPI 26-50	W-L RECORDS	RPI 51-100	RPI 101-999	RPI 201+				
1- 12	0- 0	0- 1	OVERALL	0- 0	1- 11	1- 5				
0- 4	0- 0	0- 0	HOME	0- 0	0- 4	0- 3				
1- 8	0- 0	0- 1	AWAY	0- 0	1- 7	1- 2				
0- 0	0- 0	0- 0	NEUTRAL	0- 0	0- 0	0- 0				
0- 6	0- 0	0- 1	NON-CONFERENCE	0- 0	0- 5	0- 1				
0- 0	0- 0	0- 0	HOME	0- 0	0- 0	0- 0				
0- 6	0- 0	0- 1	AWAY	0- 0	0- 5	0- 1				
0- 0	0- 0	0- 0	NEUTRAL	0- 0	0- 0	0- 0				
1- 6	0- 0	0- 0	CONFERENCE	0- 0	1- 6	1- 4				
0- 4	0- 0	0- 0	HOME	0- 0	0- 4	0- 3				
1- 2	0- 0	0- 0	AWAY	0- 0	1- 2	1- 1				
0- 0	0- 0	0- 0	NEUTRAL	0- 0	0- 0	0- 0				

RPI 1-25				RPI 26-50				RPI 51-100				RPI 101+ Team's RPI: 335			
RPI	S	Opponent	Score	RPI	S	Opponent	Score	RPI	S	Opponent	Score	RPI	S	Opponent	Score
				29	A	South Fla.	43 90					123	A	Ri ce	45 67
												128	A	UTEP	62 69
												150	H	Lamar Uni versi ty	51 79
												177	A	New Orleans	52 70
												180	A	Oral Roberts	56 78
												194	A	Loui si ana Tech	62 85
												227	A	Abil ene Chris ti an	68 80
												255	H	Ni choll s St.	61 73
												294	H	McNeese	74 86
												298	H	Southeastern La.	61 76
												330	A	La. -Monroe	73 77
												339	A	Sam Houston St.	69 61
LAST 12 Di vi si on I GAMES:															
				294	H	McNeese	74 86					150	H	Lamar Uni versi ty	51 79
				298	H	Southeastern La.	61 76					194	A	Loui si ana Tech	62 85
				339	A	Sam Houston St.	69 61					330	A	La. -Monroe	73 77
				227	A	Abil ene Chris ti an	68 80					128	A	UTEP	62 69
				255	H	Ni choll s St.	61 73					180	A	Oral Roberts	56 78
				177	A	New Orleans	52 70					123	A	Ri ce	45 67

Non-Div I Games: LeTourneau 88 43 Paul Quinn 74 54 Jarvis Christian 78 30 Huston-Tillotson 76 72 Houston Baptist

Average RPI Win:	211	WON-LOST	WINNING	LAST 10	STRENGTH OF	OPP. STRENGTH	TEAM	ADJ.	CONF.	ADJ CONF.
Average RPI Loss:	55	RECORD	PCT. RANK	GAMES	SCHEDULE	OF SCHEDULE	RPI	RPI	RPI	RPI
DIV. I ONLY	14- 4	36	8- 2	252	88	85	85	11	11	
DIV. I NON-CONF.	7- 3	74	2- 2	276	37	96	96	12	12	

TOTALS	RPI 1-25	RPI 26-50	W-L RECORDS	RPI 51-100	RPI 101-999	RPI 201+				
14- 4	0- 1	0- 1	OVERALL	2- 1	12- 1	7- 0				
3- 2	0- 1	0- 0	HOME	0- 0	3- 1	2- 0				
10- 2	0- 0	0- 1	AWAY	1- 1	9- 0	5- 0				
1- 0	0- 0	0- 0	NEUTRAL	1- 0	0- 0	0- 0				
7- 3	0- 0	0- 1	NON-CONFERENCE	2- 1	5- 1	3- 0				
1- 1	0- 0	0- 0	HOME	0- 0	1- 1	1- 0				
5- 2	0- 0	0- 1	AWAY	1- 1	4- 0	2- 0				
1- 0	0- 0	0- 0	NEUTRAL	1- 0	0- 0	0- 0				
7- 1	0- 1	0- 0	CONFERENCE	0- 0	7- 0	4- 0				
2- 1	0- 1	0- 0	HOME	0- 0	2- 0	1- 0				
5- 0	0- 0	0- 0	AWAY	0- 0	5- 0	3- 0				
0- 0	0- 0	0- 0	NEUTRAL	0- 0	0- 0	0- 0				

RPI	S	Opponent	Score	RPI	S	Opponent	Score	RPI	S	Opponent	Score	RPI	S	Opponent	Score
13	H	Green Bay	34 60	28	A	DePaul	71 85	53	A	UCF	59 63	101	A	Wright St.	64 61
								66	N	Wyoming	65 59	124	H	Miami (OH)	83 96
								77	A	Ohio	76 52	132	A	Cleveland St.	77 64
												160	H	Oakland	80 64
												173	A	Memphis	80 57
												192	A	UNI	54 48
												235	A	Youngstown St.	65 43
												262	A	Northern Ky.	71 35
												284	H	Indiana St.	86 57
												286	H	Detroit Mercy	90 62
												325	A	Tennessee Tech	68 54
												326	A	Ill. -Chicago	82 46
												331	A	Ga. Southern	72 52
LAST 12 Division I GAMES:															
101	A	Wright St.	64 61	132	A	Cleveland St.	77 64	326	A	Ill. -Chicago	82 46	28	A	DePaul	71 85
262	A	Northern Ky.	71 35	326	A	Ill. -Chicago	82 46	28	A	DePaul	71 85	331	A	Ga. Southern	72 52
13	H	Green Bay	34 60	28	A	DePaul	71 85	325	A	Tennessee Tech	68 54	124	H	Miami (OH)	83 96
160	H	Oakland	80 64	331	A	Ga. Southern	72 52								
286	H	Detroit Mercy	90 62												
235	A	Youngstown St.	65 43												

Non-Div I Games: Georgetown (KY) 85 52

IUPUI

Average RPI Win:	232	WON-LOST	WINNING	LAST 10	STRENGTH OF	OPP. STRENGTH	TEAM	ADJ.	CONF.	ADJ CONF.
Average RPI Loss:	127	RECORD	PCT. RANK	GAMES	SCHEDULE	OF SCHEDULE	RPI	RPI	RPI	RPI
DIV. I ONLY	7- 10	226	4- 5	176	116	215	215	19	19	
DIV. I NON-CONF.	3- 7	254	1- 3	61	116	174	174	15	15	

TOTALS	RPI 1-25	RPI 26-50	W-L RECORDS	RPI 51-100	RPI 101-999	RPI 201+				
7- 10	0- 1	0- 2	OVERALL	0- 2	7- 5	4- 4				
4- 4	0- 0	0- 1	HOME	0- 1	4- 2	3- 1				
3- 5	0- 0	0- 0	AWAY	0- 0	3- 0	1- 0				
0- 1	0- 0	0- 0	NEUTRAL	0- 1	0- 0	0- 0				
3- 7	0- 1	0- 1	NON-CONFERENCE	0- 2	3- 3	2- 2				
1- 3	0- 0	0- 0	HOME	0- 1	1- 2	1- 1				
2- 3	0- 1	0- 1	AWAY	0- 0	2- 1	1- 1				
0- 1	0- 0	0- 0	NEUTRAL	0- 1	0- 0	0- 0				
4- 3	0- 0	0- 1	CONFERENCE	0- 0	4- 2	2- 2				
3- 1	0- 0	0- 1	HOME	0- 0	3- 0	2- 0				
1- 2	0- 0	0- 0	AWAY	0- 0	1- 2	0- 2				
0- 0	0- 0	0- 0	NEUTRAL	0- 0	0- 0	0- 0				

RPI 1-25				RPI 26-50				RPI 51-100				RPI 101+				Team's RPI: 215
RPI	S	Opponent	Score	RPI	S	Opponent	Score	RPI	S	Opponent	Score	RPI	S	Opponent	Score	
6	A	Ohio St.	56 99	32	A	Arizona St.	33 77	66	H	Wyoming	64 70	134	H	Washington	69 81	
				40	H	Northern Colo.	72 78	71	N	TCU	76 86	138	H	North Dakota	80 75	
												139	A	Portland St.	101 90	
												185	A	Colorado St.	83 69	
												209	H	Seattle U	60 68	
												210	A	Eastern Wash.	64 71	
												223	A	CSUN	80 75	
												227	A	Abilene Christian	72 82	
												272	A	Sacramento St.	64 79	
												305	H	Southern Utah	74 51	
												313	H	Cal St. Fullerton	80 60	
												323	H	Northern Ariz.	83 68	

LAST 12 Division I GAMES:																
323	H	Northern Ariz.	83 68	138	H	North Dakota	80 75									
305	H	Southern Utah	74 51	32	A	Arizona St.	33 77									
210	A	Eastern Wash.	64 71	209	H	Seattle U	60 68									
139	A	Portland St.	101 90	66	H	Wyoming	64 70									
272	A	Sacramento St.	64 79	313	H	Cal St. Fullerton	80 60									
40	H	Northern Colo.	72 78	134	H	Washington	69 81									

Non-Div I Games: Eastern Ore. 84 70

Idaho

Average RPI Win:	223	WON-LOST	WINNING	LAST 10	STRENGTH OF	OPP. STRENGTH	TEAM	ADJ.	CONF.	ADJ CONF.
Average RPI Loss:	137	RECORD	PCT. RANK	GAMES	SCHEDULE	OF SCHEDULE	RPI	RPI	RPI	RPI
DIV. I ONLY	10- 6	101	6- 3	296	134	140	140	19	19	
DIV. I NON-CONF.	6- 3	87	2- 2	282	120	95	95	15	15	

TOTALS	RPI 1-25	RPI 26-50	W-L RECORDS	RPI 51-100	RPI 101-999	RPI 201+				
10- 6	0- 0	0- 1	OVERALL	0- 2	10- 3	6- 1				
2- 2	0- 0	0- 1	HOME	0- 0	2- 1	1- 0				
8- 4	0- 0	0- 0	AWAY	0- 0	8- 0	5- 0				
0- 0	0- 0	0- 0	NEUTRAL	0- 0	0- 0	0- 0				
6- 3	0- 0	0- 0	NON-CONFERENCE	0- 2	6- 1	4- 0				
1- 0	0- 0	0- 0	HOME	0- 0	1- 0	1- 0				
5- 3	0- 0	0- 0	AWAY	0- 2	5- 1	3- 0				
0- 0	0- 0	0- 0	NEUTRAL	0- 0	0- 0	0- 0				
4- 3	0- 0	0- 1	CONFERENCE	0- 0	4- 2	2- 1				
1- 2	0- 0	0- 1	HOME	0- 0	1- 1	0- 0				
3- 1	0- 0	0- 0	AWAY	0- 0	3- 1	2- 1				
0- 0	0- 0	0- 0	NEUTRAL	0- 0	0- 0	0- 0				

RPI 1-25				RPI 26-50				RPI 51-100				RPI 101+				Team's RPI: 140	
RPI	S	Opponent	Score	RPI	S	Opponent	Score	RPI	S	Opponent	Score	RPI	S	Opponent	Score		
				40	H	Northern Colo.	57 63										
								66	A	Wyomi ng	53 61	134	A	Washi ngton	79 59		
								69	A	Washington St.	55 72	138	H	North Dakota	57 46		
												139	A	Portland St.	88 59		
												142	H	Weber St.	70 76		
												190	A	UC Irvine	78 72		
												201	A	Pepperdine	74 80		
												209	A	Seattle U	74 69		
												236	A	Hawai i	64 62		
												272	A	Sacramento St.	85 71		
												291	H	Utah St.	64 44		
												301	A	Utah Valley	70 58		
												305	A	Southern Utah	70 76		
												323	A	Northern Ariz.	75 55		
LAST 12 Division I GAMES:																	
				272	A	Sacramento St.	85 71					142	H	Weber St.	70 76		
				139	A	Portland St.	88 59					301	A	Utah Valley	70 58		
				40	H	Northern Colo.	57 63					236	A	Hawai i	64 62		
				138	H	North Dakota	57 46					66	A	Wyomi ng	53 61		
				323	A	Northern Ariz.	75 55					69	A	Washington St.	55 72		
				305	A	Southern Utah	70 76					291	H	Utah St.	64 44		

Non-Div I Games: Westminster (UT) 83 45 Col. of Idaho 89 32

Idaho St.

Average RPI Win:	271	WON-LOST	WINNING	LAST 10	STRENGTH OF	OPP. STRENGTH	TEAM	ADJ.	CONF.	ADJ CONF.
Average RPI Loss:	202	RECORD	PCT. RANK	GAMES	SCHEDULE	OF SCHEDULE	RPI	RPI	RPI	RPI
DIV. I ONLY	5- 12	281	1- 9	328	290	326	326	11	11	
DIV. I NON-CONF.	5- 4	146	3- 1	344	344	311	311	12	12	

TOTALS	RPI 1-25	RPI 26-50	W-L RECORDS	RPI 51-100	RPI 101-999	RPI 201+				
5- 12	0- 0	0- 0	OVERALL	0- 2	5- 10	4- 7				
4- 6	0- 0	0- 0	HOME	0- 2	4- 4	3- 3				
1- 6	0- 0	0- 0	AWAY	0- 0	1- 6	1- 4				
0- 0	0- 0	0- 0	NEUTRAL	0- 0	0- 0	0- 0				
5- 4	0- 0	0- 0	NON-CONFERENCE	0- 0	5- 4	4- 4				
4- 2	0- 0	0- 0	HOME	0- 0	4- 2	3- 2				
1- 2	0- 0	0- 0	AWAY	0- 0	1- 2	1- 2				
0- 0	0- 0	0- 0	NEUTRAL	0- 0	0- 0	0- 0				
0- 8	0- 0	0- 0	CONFERENCE	0- 2	0- 6	0- 3				
0- 4	0- 0	0- 0	HOME	0- 2	0- 2	0- 1				
0- 4	0- 0	0- 0	AWAY	0- 0	0- 4	0- 2				
0- 0	0- 0	0- 0	NEUTRAL	0- 0	0- 0	0- 0				

RPI 1-25				RPI 26-50				RPI 51-100				RPI 101+				Team's RPI : 326	
RPI	S	Opponent	Score	RPI	S	Opponent	Score	RPI	S	Opponent	Score	RPI	S	Opponent	Score		
								85	H	IUPUI	46	82	101	A	Wright St.	50	60
								92	H	Milwaukee	53	76	132	A	Cleveland St.	67	70
													160	H	Oakland	63	67
													197	H	Eastern Mich.	73	70
													217	A	Bradley	48	58
													218	H	North Texas	70	67
													235	A	Youngstown St.	63	76
													262	A	Northern Ky.	53	61
													269	H	Santa Clara	36	45
													284	H	Indiana St.	55	46
													286	H	Detroit Mercy	58	61
													292	A	Loyola Chicago	55	57
													297	H	Jackson St.	63	76
													309	A	Fort Wayne	67	51
													347	H	Evansville	96	77
LAST 12 Division I GAMES:																	
				262	A	Northern Ky.	53	61	235	A	Youngstown St.	63	76				
				101	A	Wright St.	50	60	85	H	IUPUI	46	82				
				92	H	Milwaukee	53	76	292	A	Loyola Chicago	55	57				
				286	H	Detroit Mercy	58	61	218	H	North Texas	70	67				
				160	H	Oakland	63	67	347	H	Evansville	96	77				
				132	A	Cleveland St.	67	70	197	H	Eastern Mich.	73	70				

Non-Div I Games: Bethel (IN) 66 46 Ind.-Northwest 74 56

Average RPI	Win: 243	WON-LOST	WINNING	LAST 10	STRENGTH OF	OPP. STRENGTH	TEAM	ADJ.	CONF.	ADJ CONF.
Average RPI	Loss: 59	RECORD	PCT. RANK	GAMES	SCHEDULE	OF SCHEDULE	RPI	RPI	RPI	RPI
DIV. I ONLY	9- 13	233	1- 9	69	78	166	166	3	3	
DIV. I NON-CONF.	9- 5	99	3- 1	206	156	134	134	4	4	

TOTALS	RPI 1-25	RPI 26-50	W-L RECORDS	RPI 51-100	RPI 101-999	RPI 201+				
9- 13	0- 4	0- 3	OVERALL	0- 4	9- 2	6- 0				
6- 6	0- 0	0- 2	HOME	0- 2	6- 2	6- 0				
1- 7	0- 4	0- 1	AWAY	0- 2	1- 0	0- 0				
2- 0	0- 0	0- 0	NEUTRAL	0- 0	2- 0	0- 0				
9- 5	0- 1	0- 1	NON-CONFERENCE	0- 2	9- 1	6- 0				
6- 2	0- 0	0- 0	HOME	0- 1	6- 1	6- 0				
1- 3	0- 1	0- 1	AWAY	0- 1	1- 0	0- 0				
2- 0	0- 0	0- 0	NEUTRAL	0- 0	2- 0	0- 0				
0- 8	0- 3	0- 2	CONFERENCE	0- 2	0- 1	0- 0				
0- 4	0- 0	0- 2	HOME	0- 1	0- 1	0- 0				
0- 4	0- 3	0- 0	AWAY	0- 1	0- 0	0- 0				
0- 0	0- 0	0- 0	NEUTRAL	0- 0	0- 0	0- 0				

RPI	S	Opponent	Score	RPI	S	Opponent	Score	RPI	S	Opponent	Score	RPI	S	Opponent	Score	Team's RPI: 166
11	A	Missouri	55 72	31	H	Iowa	71 84	61	H	Nebraska	72 80	109	H	Western Ill.	67 77	
14	A	Rutgers	37 76	43	A	FGCU	61 85	70	A	New Mexico	68 97	153	N	Wichita St.	68 67	
23	A	Michigan	42 86	44	H	Michigan St.	55 67	73	H	Virginia Tech	49 96	173	A	Memphis	63 47	
25	A	Maryland	65 100					78	A	Penn St.	59 68	188	H	Northwestern	59 74	
												190	N	UC Irvine	65 59	
												217	H	Bradley	74 62	
												234	H	Austin Peay	59 47	
												284	H	Indiana St.	81 52	
												286	H	Detroit Mercy	73 65	
												309	H	Fort Wayne	64 50	
												338	H	Chicago St.	66 56	

LAST 12 Division I GAMES:																
78	A	Penn St.	59 68	188	H	Northwestern	59 74	25	A	Maryland	65 100	11	A	Missouri	55 72	
23	A	Michigan	42 86	234	H	Austin Peay	59 47	286	H	Detroit Mercy	73 65	284	H	Indiana St.	81 52	
44	H	Michigan St.	55 67	31	H	Iowa	71 84									
61	H	Nebraska	72 80	14	A	Rutgers	37 76									

Non-Div I Games:

Illinois

Average RPI Win:	236	WON-LOST	WINNING	LAST 10	STRENGTH OF	OPP. STRENGTH	TEAM	ADJ.	CONF.	ADJ CONF.
Average RPI Loss:	174	RECORD	PCT. RANK	GAMES	SCHEDULE	OF SCHEDULE	RPI	RPI	RPI	RPI
DIV. I ONLY	8- 10	206	4- 6	291	251	256	256	24	24	
DIV. I NON-CONF.	6- 5	153	3- 2	205	242	187	187	22	22	

TOTALS	RPI 1-25	RPI 26-50	W-L RECORDS	RPI 51-100	RPI 101-999	RPI 201+				
8- 10	0- 0	0- 0	OVERALL	0- 2	8- 8	4- 4				
5- 4	0- 0	0- 0	HOME	0- 1	5- 3	2- 1				
2- 6	0- 0	0- 0	AWAY	0- 0	2- 1	2- 1				
1- 0	0- 0	0- 0	NEUTRAL	0- 0	1- 0	0- 0				
6- 5	0- 0	0- 0	NON-CONFERENCE	0- 2	6- 3	3- 0				
4- 2	0- 0	0- 0	HOME	0- 1	4- 1	2- 0				
1- 3	0- 0	0- 0	AWAY	0- 1	1- 2	1- 0				
1- 0	0- 0	0- 0	NEUTRAL	0- 0	1- 0	0- 0				
2- 5	0- 0	0- 0	CONFERENCE	0- 0	2- 5	1- 4				
1- 2	0- 0	0- 0	HOME	0- 0	1- 2	0- 1				
1- 3	0- 0	0- 0	AWAY	0- 0	1- 3	1- 3				
0- 0	0- 0	0- 0	NEUTRAL	0- 0	0- 0	0- 0				

RPI 1-25				RPI 26-50				RPI 51-100				RPI 101+ Team's RPI: 256			
RPI	S	Opponent	Score	RPI	S	Opponent	Score	RPI	S	Opponent	Score	RPI	S	Opponent	Score
								79	H	Butler	45 56	104	A	George Mason	37 56
								92	A	Milwaukee	59 61	117	H	Missouri St.	50 56
												132	H	Cleveland St.	47 56
												151	H	SIUE	62 47
												160	A	Oakland	43 64
												167	H	Southern Ill.	49 46
												184	N	Northeastern	65 55
												197	H	Eastern Mich.	65 56
												217	H	Bradley	42 62
												248	H	UMKC	64 53
												262	H	Northern Ky.	49 37
												263	A	Valparaiso	50 56
												284	A	Indiana St.	49 52
												292	A	Loyola Chicago	59 62
												334	A	Long Beach St.	59 51
												347	A	Evansville	67 43

LAST 12 Division I GAMES:															
284	A	Indiana St.	49 52	217	H	Bradley	42 62								
347	A	Evansville	67 43	184	N	Northeastern	65 55								
167	H	Southern Ill.	49 46	334	A	Long Beach St.	59 51								
117	H	Missouri St.	50 56	132	H	Cleveland St.	47 56								
292	A	Loyola Chicago	59 62	197	H	Eastern Mich.	65 56								
263	A	Valparaiso	50 56	92	A	Milwaukee	59 61								

Non-Div I Games:

Illinois St.

Average RPI Win:	297	WON-LOST	WINNING	LAST 10	STRENGTH OF	OPP. STRENGTH	TEAM	ADJ.	CONF.	ADJ CONF.
Average RPI Loss:	147	RECORD	PCT. RANK	GAMES	SCHEDULE	OF SCHEDULE	RPI	RPI	RPI	RPI
DIV. I ONLY	2- 15	325	2- 8	93	316	282	282	27	27	
DIV. I NON-CONF.	0- 10	337	0- 5	19	300	275	275	26	26	

TOTALS	RPI 1-25	RPI 26-50	W-L RECORDS	RPI 51-100	RPI 101-999	RPI 201+				
2- 15	0- 0	0- 2	OVERALL	0- 3	2- 10	2- 3				
1- 5	0- 0	0- 0	HOME	0- 2	1- 3	1- 2				
1- 10	0- 0	0- 0	AWAY	0- 0	1- 2	1- 0				
0- 0	0- 0	0- 0	NEUTRAL	0- 0	0- 0	0- 0				
0- 10	0- 0	0- 2	NON-CONFERENCE	0- 2	0- 6	0- 2				
0- 3	0- 0	0- 0	HOME	0- 1	0- 2	0- 1				
0- 7	0- 0	0- 2	AWAY	0- 1	0- 4	0- 1				
0- 0	0- 0	0- 0	NEUTRAL	0- 0	0- 0	0- 0				
2- 5	0- 0	0- 0	CONFERENCE	0- 1	2- 4	2- 1				
1- 2	0- 0	0- 0	HOME	0- 1	1- 1	1- 1				
1- 3	0- 0	0- 0	AWAY	0- 0	1- 3	1- 0				
0- 0	0- 0	0- 0	NEUTRAL	0- 0	0- 0	0- 0				

RPI 1-25				RPI 26-50				RPI 51-100				RPI 101+ Team's RPI: 282			
RPI	S	Opponent	Score	RPI	S	Opponent	Score	RPI	S	Opponent	Score	RPI	S	Opponent	Score
				36	A	Oklahoma St.	35 86	62	A	Utah	31 90	123	A	Rice	43 60
				45	A	Houston	67 98	94	H	Central Ark.	35 57	133	A	SFA	49 60
								95	H	South Dakota	51 81	142	A	Weber St.	55 79
												150	A	Lamar University	54 77
												161	H	Texas St.	33 74
												175	A	UT Arlington	48 61
												177	A	New Orleans	50 52
												232	A	Texas Tech	54 80
												255	H	Nicholls St.	64 62
												293	H	Massachusetts	45 64
												294	H	McNeese	57 66
												339	A	Sam Houston St.	56 49

LAST 12 Division I GAMES:															
				177	A	New Orleans	50 52	294	H	McNeese	57 66				
				150	A	Lamar University	54 77	232	A	Texas Tech	54 80				
				133	A	SFA	49 60	45	A	Houston	67 98				
				94	H	Central Ark.	35 57	123	A	Rice	43 60				
				339	A	Sam Houston St.	56 49	95	H	South Dakota	51 81				
				255	H	Nicholls St.	64 62	293	H	Massachusetts	45 64				

Non-Div I Games: Mary Hardin-Baylor 76 58

Incarnate Word

Average RPI Win:	140	WON-LOST	WINNING	LAST 10	STRENGTH OF	OPP. STRENGTH	TEAM	ADJ.	CONF.	ADJ CONF.
Average RPI Loss:	42	RECORD	PCT. RANK	GAMES	SCHEDULE	OF SCHEDULE	RPI	RPI	RPI	RPI
DIV. I ONLY	9- 12	218	3- 7	4	31	72	72	3	3	
DIV. I NON-CONF.	7- 6	165	2- 2	13	71	70	70	4	4	

TOTALS	RPI 1-25	RPI 26-50	W-L RECORDS	RPI 51-100	RPI 101-999	RPI 201+				
9- 12	0- 6	2- 2	OVERALL	2- 3	5- 1	4- 0				
5- 5	0- 2	1- 1	HOME	1- 1	3- 1	3- 0				
3- 5	0- 3	1- 0	AWAY	0- 2	2- 0	1- 0				
1- 2	0- 1	0- 1	NEUTRAL	1- 0	0- 0	0- 0				
7- 6	0- 2	0- 1	NON-CONFERENCE	2- 2	5- 1	4- 0				
4- 3	0- 1	0- 0	HOME	1- 1	3- 1	3- 0				
2- 1	0- 0	0- 0	AWAY	0- 1	2- 0	1- 0				
1- 2	0- 1	0- 1	NEUTRAL	1- 0	0- 0	0- 0				
2- 6	0- 4	2- 1	CONFERENCE	0- 1	0- 0	0- 0				
1- 2	0- 1	1- 1	HOME	0- 0	0- 0	0- 0				
1- 4	0- 3	1- 0	AWAY	0- 1	0- 0	0- 0				
0- 0	0- 0	0- 0	NEUTRAL	0- 0	0- 0	0- 0				

RPI 1-25				RPI 26-50				RPI 51-100 Team's RPI: 72				RPI 101+			
RPI	S	Opponent	Score	RPI	S	Opponent	Score	RPI	S	Opponent	Score	RPI	S	Opponent	Score
6	A	Ohio St.	70 85	37	N	Virginia	72 82	57	H	Western Ky.	73 71	107	H	Auburn	53 65
6	H	Ohio St.	62 77	44	A	Michigan St.	69 65	65	A	Saint Mary's (CA)	82 88	126	A	Yale	72 68
7	H	Louisville	59 72	44	H	Michigan St.	46 68	78	A	Penn St.	74 77	204	H	Southern U.	64 49
11	N	Missouri	55 75	47	H	Purdue	72 54	90	N	UAB	71 63	214	H	Arkansas St.	93 51
23	A	Michigan	79 84					96	H	Chattanooga	61 64	218	H	North Texas	68 63
25	A	Maryland	70 74									262	A	Northern Ky.	67 56

LAST 12 Division I GAMES:															
44	A	Michigan St.	69 65	6	A	Ohio St.	70 85	44	H	Michigan St.	46 68	126	A	Yale	72 68
25	A	Maryland	70 74	6	H	Ohio St.	62 77	37	N	Virginia	72 82	11	N	Missouri	55 75
6	H	Ohio St.	62 77	78	A	Penn St.	74 77	262	A	Northern Ky.	67 56				
23	A	Michigan	79 84												
47	H	Purdue	72 54												

Non-Div I Games:

Indiana

Average RPI Win:	266	WON-LOST	WINNING	LAST 10	STRENGTH OF	OPP. STRENGTH	TEAM	ADJ.	CONF.	ADJ CONF.
Average RPI Loss:	140	RECORD	PCT. RANK	GAMES	SCHEDULE	OF SCHEDULE	RPI	RPI	RPI	RPI
DIV. I ONLY	4- 13	298	3- 7	139	206	284	284	24	24	
DIV. I NON-CONF.	1- 9	318	0- 5	75	195	276	276	22	22	
<hr/>										
TOTALS	RPI 1-25	RPI 26-50	W-L RECORDS	RPI 51-100	RPI 101-999	RPI 201+				
4- 13	0- 0	0- 1	OVERALL	0- 3	4- 9	4- 1				
3- 7	0- 0	0- 1	HOME	0- 1	3- 5	3- 0				
0- 5	0- 0	0- 0	AWAY	0- 1	0- 4	0- 1				
1- 1	0- 0	0- 0	NEUTRAL	0- 1	1- 0	1- 0				
1- 9	0- 0	0- 1	NON-CONFERENCE	0- 3	1- 5	1- 1				
0- 5	0- 0	0- 1	HOME	0- 1	0- 3	0- 0				
0- 3	0- 0	0- 0	AWAY	0- 1	0- 2	0- 1				
1- 1	0- 0	0- 0	NEUTRAL	0- 1	1- 0	1- 0				
3- 4	0- 0	0- 0	CONFERENCE	0- 0	3- 4	3- 0				
3- 2	0- 0	0- 0	HOME	0- 0	3- 2	3- 0				
0- 2	0- 0	0- 0	AWAY	0- 0	0- 2	0- 0				
0- 0	0- 0	0- 0	NEUTRAL	0- 0	0- 0	0- 0				

RPI	S	Opponent	Score	RPI	S	Opponent	Score	RPI	S	Opponent	Score	RPI	S	Opponent	Score
39	H	Central Mich.	67 77	79	H	Butler	51 60	110	H	Saint Louis	59 60	117	H	Missouri St.	63 77
				85	A	IUPUI	57 86	118	A	Drake	64 85	124	H	Miami (OH)	56 68
				95	N	South Dakota	59 71	166	A	Illinois	52 81	167	H	Southern Ill.	45 64
								192	A	UNI	53 59	199	H	Fla. Atlantic	58 66
								217	H	Bradley	65 50	244	N	Montana	57 45
								256	H	Illinois St.	52 49	326	A	Ill.-Chicago	46 55
								347	H	Evansville	56 48				
LAST 12 Division I GAMES:															
256	H	Illinois St.	52 49	117	H	Missouri St.	63 77								
217	H	Bradley	65 50	79	H	Butler	51 60								
192	A	UNI	53 59	124	H	Miami (OH)	56 68								
118	A	Drake	64 85	39	H	Central Mich.	67 77								
347	H	Evansville	56 48	166	A	Illinois	52 81								
167	H	Southern Ill.	45 64	326	A	Ill.-Chicago	46 55								

Non-Div I Games: Missouri S&T 84 51

Indiana St.

Average RPI Win:	0	WON-LOST	WINNING	LAST 10	STRENGTH OF	OPP. STRENGTH	TEAM	ADJ.	CONF.	ADJ CONF.
Average RPI Loss:	185	RECORD	PCT. RANK	GAMES	SCHEDULE	OF SCHEDULE	RPI	RPI	RPI	RPI
DIV. I ONLY	0- 19	345	0- 10	208	262	336	336	25	25	
DIV. I NON-CONF.	0- 11	337	0- 4	88	283	313	313	25	25	

TOTALS	RPI 1-25	RPI 26-50	W-L RECORDS	RPI 51-100	RPI 101-999	RPI 201+				
0- 19	0- 0	0- 1	OVERALL	0- 3	0- 15	0- 9				
0- 9	0- 0	0- 1	HOME	0- 1	0- 7	0- 3				
0- 10	0- 0	0- 0	AWAY	0- 2	0- 8	0- 6				
0- 0	0- 0	0- 0	NEUTRAL	0- 0	0- 0	0- 0				
0- 11	0- 0	0- 1	NON-CONFERENCE	0- 2	0- 8	0- 4				
0- 5	0- 0	0- 1	HOME	0- 0	0- 4	0- 1				
0- 6	0- 0	0- 0	AWAY	0- 2	0- 4	0- 3				
0- 0	0- 0	0- 0	NEUTRAL	0- 0	0- 0	0- 0				
0- 8	0- 0	0- 0	CONFERENCE	0- 1	0- 7	0- 5				
0- 4	0- 0	0- 0	HOME	0- 1	0- 3	0- 2				
0- 4	0- 0	0- 0	AWAY	0- 0	0- 4	0- 3				
0- 0	0- 0	0- 0	NEUTRAL	0- 0	0- 0	0- 0				

RPI	S	Opponent	Score	RPI	S	Opponent	Score	RPI	S	Opponent	Score	RPI	S	Opponent	Score
45	H	Toledo	57 74	56	H	Qui nni pi ac	38 74	112	H	Kansas	58 72	114	A	Jacksonville l l e	62 71
				59	A	Duquesne	59 80	165	H	Temple	54 59	181	H	Bucknel l	53 60
				75	A	Fordham	48 78	200	A	Si ena	51 64	200	H	Si ena	48 70
								207	A	Ni agara	59 73	216	H	Hofstra	43 68
								221	A	Stony Brook	46 63	225	A	Manhattan	63 67
								279	A	St. Franci s Brookl yn	63 72	285	A	Ari zona	58 71
								287	A	Monmouth	56 68	287	H	Monmouth	56 62
								299	H	Cani si us	49 53				
LAST 12 Di vi si on I GAMES:															
287	A	Monmouth	56 68	299	H	Cani si us	49 53	207	A	Ni agara	59 73	112	H	Kansas	58 72
200	H	Si ena	48 70	207	A	Ni agara	59 73	279	A	St. Franci s Brookl yn	63 72	221	A	Stony Brook	46 63
225	A	Manhattan	63 67	112	H	Kansas	58 72	221	A	Stony Brook	46 63	75	A	Fordham	48 78
287	H	Monmouth	56 62												
56	H	Qui nni pi ac	38 74												
200	A	Si ena	51 64												

Non-Di v I Games:

Iona

Average RPI Win:	152	WON-LOST	WINNING	LAST 10	STRENGTH OF	OPP. STRENGTH	TEAM	ADJ.	CONF.	ADJ CONF.
Average RPI Loss:	36	RECORD	PCT. RANK	GAMES	SCHEDULE	OF SCHEDULE	RPI	RPI	RPI	RPI
DIV. I ONLY	15- 5	44	6- 4	33	64	31	31	3	3	
DIV. I NON-CONF.	12- 1	6	5- 0	83	97	23	23	4	4	

TOTALS	RPI 1-25	RPI 26-50	W-L RECORDS	RPI 51-100	RPI 101-999	RPI 201+				
15- 5	1- 2	0- 2	OVERALL	4- 1	10- 0	2- 0				
8- 2	1- 1	0- 1	HOME	3- 0	4- 0	1- 0				
4- 3	0- 1	0- 1	AWAY	0- 1	4- 0	0- 0				
3- 0	0- 0	0- 0	NEUTRAL	1- 0	2- 0	1- 0				
12- 1	0- 1	0- 0	NON-CONFERENCE	4- 0	8- 0	2- 0				
7- 1	0- 1	0- 0	HOME	3- 0	4- 0	1- 0				
2- 0	0- 0	0- 0	AWAY	0- 0	2- 0	0- 0				
3- 0	0- 0	0- 0	NEUTRAL	1- 0	2- 0	1- 0				
3- 4	1- 1	0- 2	CONFERENCE	0- 1	2- 0	0- 0				
1- 1	1- 0	0- 1	HOME	0- 0	0- 0	0- 0				
2- 3	0- 1	0- 1	AWAY	0- 1	2- 0	0- 0				
0- 0	0- 0	0- 0	NEUTRAL	0- 0	0- 0	0- 0				

RPI	S	Opponent	Score	RPI	S	Opponent	Score	Team's RPI: 31	RPI	S	Opponent	Score	RPI	S	Opponent	Score
4	H	Florida St.	93 94	41	A	Minnesota	72 77		56	H	Quinnipiac	83 67	118	H	Drake	79 66
23	H	Michigan	82 72	47	H	Purdue	70 76		57	H	Western Ky.	104 97	145	H	Northern Ill.	105 80
25	A	Maryland	64 80						61	A	Nebraska	65 74	162	A	Iowa St.	61 55
									81	N	Elon	74 61	166	A	Illinois	84 71
									97	H	Western Mich.	79 56	176	H	Samford	80 59
													182	A	Wisconsin	56 46
													192	A	UNI	71 47
													193	N	Charlotte	77 64
													295	N	Morgan St.	90 46
													341	H	Ark.-Pine Bluff	85 45

LAST 12 Division I GAMES:																
41	A	Minnesota	72 77	182	A	Wisconsin	56 46		118	H	Drake	79 66				
61	A	Nebraska	65 74	192	A	UNI	71 47		341	H	Ark.-Pine Bluff	85 45				
47	H	Purdue	70 76	162	A	Iowa St.	61 55		176	H	Samford	80 59				
166	A	Illinois	84 71													
25	A	Maryland	64 80													
23	H	Michigan	82 72													

Non-Div I Games:

Iowa

Average RPI Win:	201	WON-LOST	WINNING	LAST 10	STRENGTH OF	OPP. STRENGTH	TEAM	ADJ.	CONF.	ADJ CONF.
Average RPI Loss:	64	RECORD	PCT. RANK	GAMES	SCHEDULE	OF SCHEDULE	RPI	RPI	RPI	RPI
DIV. I ONLY	8- 11	221	4- 6	67	47	162	162	5	5	
DIV. I NON-CONF.	6- 5	153	3- 1	228	103	192	192	6	6	

TOTALS	RPI 1-25	RPI 26-50	W-L RECORDS	RPI 51-100	RPI 101-999	RPI 201+				
8- 11	0- 2	0- 5	OVERALL	1- 1	7- 3	5- 0				
6- 5	0- 1	0- 3	HOME	1- 1	5- 0	4- 0				
1- 5	0- 1	0- 1	AWAY	0- 0	1- 3	1- 0				
1- 1	0- 0	0- 1	NEUTRAL	0- 0	1- 0	0- 0				
6- 5	0- 0	0- 2	NON-CONFERENCE	1- 0	5- 3	4- 0				
5- 1	0- 0	0- 1	HOME	1- 0	4- 0	4- 0				
0- 3	0- 0	0- 0	AWAY	0- 0	0- 3	0- 0				
1- 1	0- 0	0- 1	NEUTRAL	0- 0	1- 0	0- 0				
2- 6	0- 2	0- 3	CONFERENCE	0- 1	2- 0	1- 0				
1- 4	0- 1	0- 2	HOME	0- 1	1- 0	0- 0				
1- 2	0- 1	0- 1	AWAY	0- 0	1- 0	1- 0				
0- 0	0- 0	0- 0	NEUTRAL	0- 0	0- 0	0- 0				

RPI 1-25				RPI 26-50				RPI 51-100				RPI 101+ Team's RPI: 162			
RPI	S	Opponent	Score	RPI	S	Opponent	Score	RPI	S	Opponent	Score	RPI	S	Opponent	Score
12	A	Bayl or	49 89	31	H	Iowa	55 61	68	H	Kansas St.	60 67	108	N	Tulane	67 64
12	H	Bayl or	50 79	33	A	West Vi rgi ni a	49 57	95	H	South Dakota	81 76	112	H	Kansas	71 69
				33	H	West Vi rgi ni a	59 69					118	A	Drake	80 83
				34	H	Okl ahoma	69 74					131	A	Vanderbi l t	74 77
				39	N	Central Mi ch.	60 81					192	A	UNI	53 57

LAST 12 Division I GAMES:															
				33	H	West Vi rgi ni a	59 69	34	H	Okl ahoma	69 74				
				12	H	Bayl or	50 79	112	H	Kansas	71 69				
				232	A	Texas Tech	66 54	255	H	Ni chol l s St.	75 47				
				68	H	Kansas St.	60 67	228	H	UC Ri versi de	89 66				
				33	A	West Vi rgi ni a	49 57	333	H	N. C. Central	99 58				
				12	A	Bayl or	49 89	31	H	Iowa	55 61				

Non-Div I Games:

Iowa St.

Average RPI Win:	298	WON-LOST	WINNING	LAST 10	STRENGTH OF	OPP. STRENGTH	TEAM	ADJ.	CONF.	ADJ CONF.
Average RPI Loss:	246	RECORD	PCT. RANK	GAMES	SCHEDULE	OF SCHEDULE	RPI	RPI	RPI	RPI
DIV. I ONLY	7- 5	125	5- 4	349	340	297	297	32	32	
DIV. I NON-CONF.	2- 3	214	0- 3	349	300	344	344	32	32	

TOTALS	RPI 1-25	RPI 26-50	W-L RECORDS	RPI 51-100	RPI 101-999	RPI 201+				
7- 5	0- 0	0- 0	OVERALL	0- 0	7- 5	7- 4				
4- 2	0- 0	0- 0	HOME	0- 0	4- 2	4- 2				
3- 3	0- 0	0- 0	AWAY	0- 0	3- 0	3- 0				
0- 0	0- 0	0- 0	NEUTRAL	0- 0	0- 0	0- 0				
2- 3	0- 0	0- 0	NON-CONFERENCE	0- 0	2- 3	2- 2				
0- 1	0- 0	0- 0	HOME	0- 0	0- 1	0- 1				
2- 2	0- 0	0- 0	AWAY	0- 0	2- 2	2- 1				
0- 0	0- 0	0- 0	NEUTRAL	0- 0	0- 0	0- 0				
5- 2	0- 0	0- 0	CONFERENCE	0- 0	5- 2	5- 2				
4- 1	0- 0	0- 0	HOME	0- 0	4- 1	4- 1				
1- 1	0- 0	0- 0	AWAY	0- 0	1- 1	1- 1				
0- 0	0- 0	0- 0	NEUTRAL	0- 0	0- 0	0- 0				

RPI 1-25				RPI 26-50				RPI 51-100				RPI 101+				Team's RPI: 297
RPI	S	Opponent	Score	RPI	S	Opponent	Score	RPI	S	Opponent	Score	RPI	S	Opponent	Score	
												173	A	Memphi s	53	64
												204	A	Southern U.	76	86
												252	H	Grambl ing	82	70
												255	H	Nichol ls St.	64	90
												259	H	Texas Southern	74	77
												274	A	Al corn	74	51
												283	H	Al abama A&M	59	43
												296	H	Prai rie Vi ew	70	61
												317	H	Al abama St.	70	61
												326	A	Ill . -Chi cago	76	63
												338	A	Chi cago St.	87	69
												339	A	Sam Houston St.	68	74
LAST 12 Division I GAMES:																
252	H	Grambling	82	70	317	H	Al abama St.	70	61	173	A	Memphi s	53	64		
296	H	Prairie View	70	61	274	A	Al corn	74	51	339	A	Sam Houston St.	68	74		
259	H	Texas Southern	74	77	204	A	Southern U.	76	86	255	H	Nichol ls St.	64	90		
274	A	Al corn	74	51	283	H	Al abama A&M	59	43	338	A	Chi cago St.	87	69		
283	H	Al abama A&M	59	43	326	A	Ill . -Chi cago	76	63	339	A	Sam Houston St.	68	74		

Non-Div I Games: Philander Smith 88 56 Millsaps 79 41 LSU-Shreveport 85 86 Spring Hill 77 50 Jackson St.

Average RPI Win:	263	WON-LOST	WINNING	LAST 10	STRENGTH OF	OPP. STRENGTH	TEAM	ADJ.	CONF.	ADJ CONF.
Average RPI Loss:	106	RECORD	PCT. RANK	GAMES	SCHEDULE	OF SCHEDULE	RPI	RPI	RPI	RPI
DIV. I ONLY	12- 5	68	8- 1	310	181	114	114	22	22	
DIV. I NON-CONF.	7- 5	132	4- 1	238	170	118	118	21	21	

TOTALS	RPI 1-25	RPI 26-50	W-L RECORDS	RPI 51-100	RPI 101-999	RPI 201+				
12- 5	0- 2	0- 0	OVERALL	1- 1	11- 2	10- 1				
5- 0	0- 0	0- 0	HOME	0- 0	5- 0	5- 0				
6- 5	0- 2	0- 0	AWAY	1- 1	5- 2	4- 1				
1- 0	0- 0	0- 0	NEUTRAL	0- 0	1- 0	1- 0				
7- 5	0- 2	0- 0	NON-CONFERENCE	1- 1	6- 2	5- 1				
3- 0	0- 0	0- 0	HOME	0- 0	3- 0	3- 0				
3- 5	0- 2	0- 0	AWAY	1- 1	2- 2	1- 1				
1- 0	0- 0	0- 0	NEUTRAL	0- 0	1- 0	1- 0				
5- 0	0- 0	0- 0	CONFERENCE	0- 0	5- 0	5- 0				
2- 0	0- 0	0- 0	HOME	0- 0	2- 0	2- 0				
3- 0	0- 0	0- 0	AWAY	0- 0	3- 0	3- 0				
0- 0	0- 0	0- 0	NEUTRAL	0- 0	0- 0	0- 0				

RPI 1-25				RPI 26-50				RPI 51-100				RPI 101+ Team's RPI: 114			
RPI	S	Opponent	Score	RPI	S	Opponent	Score	RPI	S	Opponent	Score	RPI	S	Opponent	Score
4	A	Florida St.	50 82					74	A	Alabama	60 75	191	A	Florida	59 69
18	A	NC State	44 64					93	A	South Ala.	60 58	198	A	Bethune-Cookman	68 58
												237	A	North Florida	66 48
												243	A	Troy	88 89
												250	H	Kennesaw St.	84 49
												254	H	Lipscomb	70 48
												255	A	Nicholls St.	69 61
												262	N	Northern Ky.	61 49
												287	H	Monmouth	74 65
												306	A	USC Upstate	71 45
												336	H	Iona	71 62
												340	A	NJIT	88 58
												343	H	Savannah St.	74 46

LAST 12 Division I GAMES:															
306	A	USC Upstate	71 45	4	A	Florida St.	50 82	262	N	Northern Ky.	61 49	198	A	Bethune-Cookman	68 58
340	A	NJIT	88 58					93	A	South Ala.	60 58	243	A	Troy	88 89
250	H	Kennesaw St.	84 49					191	A	Florida	59 69				
254	H	Lipscomb	70 48												
237	A	North Florida	66 48												
343	H	Savannah St.	74 46												

Non-Div I Games: Flagler 79 52 Webber Int'l 64 43 Edward Waters 79 58

Jacksonville

Loss, Non-Conf, S Site, H Home A Away N Neutral

Average RPI Win:	265	WON-LOST	WINNING	LAST 10	STRENGTH OF	OPP. STRENGTH	TEAM	ADJ.	CONF.	ADJ CONF.
Average RPI Loss:	143	RECORD	PCT. RANK	GAMES	SCHEDULE	OF SCHEDULE	RPI	RPI	RPI	RPI
DIV. I ONLY	10- 7	121	6- 4	172	338	135	135	26	26	
DIV. I NON-CONF.	4- 5	202	1- 3	215	175	193	193	27	27	

TOTALS	RPI 1-25	RPI 26-50	W-L RECORDS	RPI 51-100	RPI 101-999	RPI 201+				
10- 7	0- 1	0- 0	OVERALL	0- 2	10- 4	9- 2				
6- 1	0- 1	0- 0	HOME	0- 0	6- 0	6- 0				
3- 6	0- 0	0- 0	AWAY	0- 2	3- 1	2- 0				
1- 0	0- 0	0- 0	NEUTRAL	0- 0	1- 0	1- 0				
4- 5	0- 1	0- 0	NON-CONFERENCE	0- 1	4- 3	3- 1				
2- 1	0- 1	0- 0	HOME	0- 0	2- 0	2- 0				
1- 4	0- 0	0- 0	AWAY	0- 1	1- 3	0- 1				
1- 0	0- 0	0- 0	NEUTRAL	0- 0	1- 0	1- 0				
6- 2	0- 0	0- 0	CONFERENCE	0- 1	6- 1	6- 1				
4- 0	0- 0	0- 0	HOME	0- 0	4- 0	4- 0				
2- 2	0- 0	0- 0	AWAY	0- 1	2- 1	2- 1				
0- 0	0- 0	0- 0	NEUTRAL	0- 0	0- 0	0- 0				

RPI 1-25				RPI 26-50				RPI 51-100				RPI 101+				Team's RPI: 135
RPI	S	Opponent	Score	RPI	S	Opponent	Score	RPI	S	Opponent	Score	RPI	S	Opponent	Score	
4	H	Florida St.	51 75					76	A	Belmont	55 71	106	A	Clemson	45 53	
								98	A	Seton Hall	54 73	124	A	Miami (OH)	55 58	
												177	A	New Orleans	59 54	
												230	A	Morehead St.	67 65	
												230	H	Morehead St.	70 64	
												234	H	Austin Peay	65 47	
												242	N	East Carolina	82 73	
												283	H	Alabama A&M	49 33	
												288	A	Eastern Ky.	44 48	
												288	H	Eastern Ky.	65 51	
												300	H	Murray St.	97 65	
												308	A	Georgia St.	41 55	
												320	H	Rhode Island	63 53	
												346	A	Tennessee St.	75 56	
LAST 12 Division I GAMES:																
288	A	Eastern Ky.	44 48	230	H	Morehead St.	70 64									
230	A	Morehead St.	67 65	288	H	Eastern Ky.	65 51									
234	H	Austin Peay	65 47	308	A	Georgia St.	41 55									
300	H	Murray St.	97 65	106	A	Clemson	45 53									
76	A	Belmont	55 71	283	H	Alabama A&M	49 33									
346	A	Tennessee St.	75 56	124	A	Miami (OH)	55 58									

Non-Div I Games: Stillman 93 38 Brewton-Parker 103 44

Jacksonville St.

Average RPI	Win: 216	WON-LOST	WINNING	LAST 10	STRENGTH OF	OPP. STRENGTH	TEAM	ADJ.	CONF.	ADJ CONF.
Average RPI	Loss: 45	RECORD	PCT. RANK	GAMES	SCHEDULE	OF SCHEDULE	RPI	RPI	RPI	RPI
DIV. I ONLY	11- 7	106	8- 2	77	92	87	87	10	10	
DIV. I NON-CONF.	4- 7	226	2- 3	52	27	157	157	13	13	

TOTALS	RPI 1-25	RPI 26-50	W-L RECORDS	RPI 51-100	RPI 101-999	RPI 201+				
11- 7	0- 3	1- 2	OVERALL	1- 1	9- 1	7- 0				
6- 3	0- 2	1- 0	HOME	1- 0	4- 1	3- 0				
5- 3	0- 1	0- 1	AWAY	0- 1	5- 0	4- 0				
0- 1	0- 0	0- 1	NEUTRAL	0- 0	0- 0	0- 0				
4- 7	0- 3	0- 2	NON-CONFERENCE	0- 1	4- 1	3- 0				
3- 3	0- 2	0- 0	HOME	0- 0	3- 1	2- 0				
1- 3	0- 1	0- 1	AWAY	0- 1	1- 0	1- 0				
0- 1	0- 0	0- 1	NEUTRAL	0- 0	0- 0	0- 0				
7- 0	0- 0	1- 0	CONFERENCE	1- 0	5- 0	4- 0				
3- 0	0- 0	1- 0	HOME	1- 0	1- 0	1- 0				
4- 0	0- 0	0- 0	AWAY	0- 0	4- 0	3- 0				
0- 0	0- 0	0- 0	NEUTRAL	0- 0	0- 0	0- 0				

RPI 1-25				RPI 26-50				RPI 51-100				RPI 101+			
RPI	S	Opponent	Score	RPI	S	Opponent	Score	RPI	S	Opponent	Score	RPI	S	Opponent	Score
4	H	Florida St.	63 79	27	N	Villanova	57 60	60	A	Dayton	54 82	144	H	Liberty	58 47
9	A	Tennessee	60 89	38	A	St. John's (NY)	64 81	81	H	Elon	70 67	163	H	Saint Joseph's	66 73
14	H	Rutgers	63 76	49	H	Drexel	56 48					184	A	Northeastern	60 57
												216	A	Hofstra	55 42
												253	A	Col. of Charleston	67 45
												273	H	Towson	69 45
												275	A	UNCW	63 48
												278	H	Bryant	67 36
												302	A	Vermont	68 56
												319	H	Wagner	68 45

LAST 12 Division I GAMES:															
275	A	UNCW	63 48	216	A	Hofstra	55 42								
253	A	Col. of Charleston	67 45	278	H	Bryant	67 36								
81	H	Elon	70 67	60	A	Dayton	54 82								
49	H	Drexel	56 48	38	A	St. John's (NY)	64 81								
273	H	Towson	69 45	144	H	Liberty	58 47								
184	A	Northeastern	60 57	4	H	Florida St.	63 79								

Non-Div I Games:

James Madison

Average RPI Win: 203

Average RPI Loss: 77

WON-LOST
RECORDWINNING
PCT. RANKLAST 10
GAMESSTRENGTH OF
SCHEDULEOPP. STRENGTH
OF SCHEDULETEAM
RPIADJ.
RPICONF.
RPIADJ CONF.
RPIDIV. I ONLY
DIV. I NON-CONF.11- 8
9- 2126
343- 7
2- 292
232104
188112
92112
925
65
6

TOTALS

RPI 1-25

RPI 26-50

W-L RECORDS

RPI 51-100

RPI 101-999

RPI 201+

11- 8

0- 2

0- 2

OVERALL

2- 2

9- 2

7- 1

9- 4

0- 1

0- 1

HOME

2- 1

7- 1

5- 1

2- 4

0- 1

0- 1

AWAY

0- 1

2- 1

2- 0

0- 0

0- 0

0- 0

NEUTRAL

0- 0

0- 0

0- 0

9- 2

0- 0

0- 1

NON-CONFERENCE

1- 1

8- 0

6- 0

8- 1

0- 0

0- 0

HOME

1- 1

7- 0

5- 0

1- 1

0- 0

0- 1

AWAY

0- 0

1- 0

1- 0

0- 0

0- 0

0- 0

NEUTRAL

0- 0

0- 0

0- 0

2- 6

0- 2

0- 1

CONFERENCE

1- 1

1- 2

1- 1

1- 3

0- 1

0- 1

HOME

1- 0

0- 1

0- 1

1- 3

0- 1

0- 0

AWAY

0- 1

1- 1

1- 0

0- 0

0- 0

0- 0

NEUTRAL

0- 0

0- 0

0- 0

RPI 1-25

RPI 26-50

RPI 51-100

RPI 101+

Team's RPI: 112

RPI S Opponent

Score

RPI S Opponent

Score

RPI S Opponent

Score

RPI S Opponent

Score

10 A Texas

62 79

33 H West Virginia

54 74

61 H Nebraska

49 66

123 H Rice

73 65

12 H Baylor

48 83

38 A St. John's (NY)

53 65

71 A TCU

66 76

126 H Yale

81 75

71 H TCU

86 77

162 A Iowa St.

69 71

82 H Arkansas

71 60

208 H Southeast Mo. St.

51 50

232 A Texas Tech

60 47

232 H Texas Tech

56 68

247 H Campbell

66 48

248 H UMKC

63 48

259 H Texas Southern

72 37

303 H Delaware St.

81 49

336 A Iona

72 58

LAST 12 Division I GAMES:

71 A TCU

66 76

71 H TCU

86 77

232 H Texas Tech

56 68

162 A Iowa St.

69 71

10 A Texas

62 79

336 A Iona

72 58

33 H West Virginia

54 74

38 A St. John's (NY)

53 65

12 H Baylor

48 83

208 H Southeast Mo. St.

51 50

232 A Texas Tech

60 47

61 H Nebraska

49 66

Kansas

Average RPI Win:	170	WON-LOST	WINNING	LAST 10	STRENGTH OF	OPP. STRENGTH	TEAM	ADJ.	CONF.	ADJ CONF.
Average RPI Loss:	39	RECORD	PCT. RANK	GAMES	SCHEDULE	OF SCHEDULE	RPI	RPI	RPI	RPI
DIV. I ONLY	11- 8	126	4- 6	17	71	68	68	5	5	
DIV. I NON-CONF.	8- 3	65	3- 1	125	179	81	81	6	6	

TOTALS	RPI 1-25	RPI 26-50	W-L RECORDS	RPI 51-100	RPI 101-999	RPI 201+				
11- 8	0- 5	2- 2	OVERALL	1- 0	8- 1	4- 0				
7- 4	0- 2	1- 1	HOME	0- 0	6- 1	3- 0				
3- 3	0- 2	1- 1	AWAY	0- 0	2- 0	1- 0				
1- 1	0- 1	0- 0	NEUTRAL	1- 0	0- 0	0- 0				
8- 3	0- 2	0- 0	NON-CONFERENCE	1- 0	7- 1	4- 0				
6- 1	0- 0	0- 0	HOME	0- 0	6- 1	3- 0				
1- 1	0- 1	0- 0	AWAY	0- 0	1- 0	1- 0				
1- 1	0- 1	0- 0	NEUTRAL	1- 0	0- 0	0- 0				
3- 5	0- 3	2- 2	CONFERENCE	0- 0	1- 0	0- 0				
1- 3	0- 2	1- 1	HOME	0- 0	0- 0	0- 0				
2- 2	0- 1	1- 1	AWAY	0- 0	1- 0	0- 0				
0- 0	0- 0	0- 0	NEUTRAL	0- 0	0- 0	0- 0				

RPI 1-25				RPI 26-50				RPI 51-100				RPI 101+			
RPI	S	Opponent	Score	RPI	S	Opponent	Score	RPI	S	Opponent	Score	RPI	S	Opponent	Score
8	N	UCLA	55 64	33	A	West Virginia	60 52	78	N	Penn St.	70 65	125	H	Little Rock	66 51
10	H	Texas	64 75	34	H	Oklahoma	71 76					133	H	SFA	74 49
11	A	Missouri	59 73	36	A	Oklahoma St.	68 76					162	A	Iowa St.	67 60
12	A	Baylor	50 75	36	H	Oklahoma St.	80 64					175	H	UT Arlington	70 56
12	H	Baylor	58 88									192	H	UNI	71 72
												218	A	North Texas	55 54
												240	H	Omaha	81 60
												332	H	Florida A&M	81 57
												338	H	Chicago St.	99 51

LAST 12 Division I GAMES:															
12	A	Baylor	50 75	36	A	Oklahoma St.	68 76								
34	H	Oklahoma	71 76	12	H	Baylor	58 88								
36	H	Oklahoma St.	80 64	192	H	UNI	71 72								
162	A	Iowa St.	67 60	338	H	Chicago St.	99 51								
10	H	Texas	64 75	125	H	Little Rock	66 51								
33	A	West Virginia	60 52	175	H	UT Arlington	70 56								

Non-Div I Games:

Kansas St.

Average RPI	Win: 268	WON-LOST	WINNING	LAST 10	STRENGTH OF	OPP. STRENGTH	TEAM	ADJ.	CONF.	ADJ CONF.
Average RPI	Loss: 130	RECORD	PCT. RANK	GAMES	SCHEDULE	OF SCHEDULE	RPI	RPI	RPI	RPI
DIV. I ONLY	4- 11	289	3- 6	174	155	250	250	22	22	
DIV. I NON-CONF.	3- 7	254	3- 3	231	107	239	239	21	21	

TOTALS	RPI 1-25	RPI 26-50	W-L RECORDS	RPI 51-100	RPI 101-999	RPI 201+				
4- 11	0- 1	0- 1	OVERALL	0- 2	4- 7	3- 3				
2- 3	0- 0	0- 1	HOME	0- 0	2- 2	1- 2				
2- 6	0- 0	0- 0	AWAY	0- 1	2- 5	2- 1				
0- 2	0- 1	0- 0	NEUTRAL	0- 1	0- 0	0- 0				
3- 7	0- 1	0- 0	NON-CONFERENCE	0- 2	3- 4	3- 1				
1- 1	0- 0	0- 0	HOME	0- 0	1- 1	1- 1				
2- 4	0- 0	0- 0	AWAY	0- 1	2- 3	2- 0				
0- 2	0- 1	0- 0	NEUTRAL	0- 1	0- 0	0- 0				
1- 4	0- 0	0- 1	CONFERENCE	0- 0	1- 3	0- 2				
1- 2	0- 0	0- 1	HOME	0- 0	1- 1	0- 1				
0- 2	0- 0	0- 0	AWAY	0- 0	0- 2	0- 1				
0- 0	0- 0	0- 0	NEUTRAL	0- 0	0- 0	0- 0				

RPI 1-25				RPI 26-50				RPI 51-100				RPI 101+				Team's RPI: 250
RPI	S	Opponent	Score	RPI	S	Opponent	Score	RPI	S	Opponent	Score	RPI	S	Opponent	Score	
25	N	Maryland	35 89	43	H	FGCU	57 78	55	A	Georgia Tech	48 86	103	A	Ole Miss	63 92	
								86	N	Maine	39 75	106	A	Clemson	28 41	
												114	A	Jacksonville	49 84	
												164	A	Furman	59 78	
												172	H	Stetson	66 49	
												237	A	North Florida	72 77	
												242	H	East Carolina	56 66	
												254	H	Lipscomb	62 64	
												260	A	Presbyterian	60 51	
												308	H	Georgia St.	71 61	
												331	A	Ga. Southern	60 58	

LAST 12 Division I GAMES:																
				172	H	Stetson	66 49	242	H	East Carolina	56 66					
				43	H	FGCU	57 78	308	H	Georgia St.	71 61					
				114	A	Jacksonville	49 84	86	N	Maine	39 75					
				237	A	North Florida	72 77	25	N	Maryland	35 89					
				254	H	Lipscomb	62 64	260	A	Presbyterian	60 51					
				331	A	Ga. Southern	60 58	164	A	Furman	59 78					

Non-Div I Games: Middle Ga. St. 81 65

Kennesaw St.

Average RPI Win: 231

Average RPI Loss: 70

WON-LOST
RECORDWINNING
PCT. RANKLAST 10
GAMESSTRENGTH OF
SCHEDULEOPP. STRENGTH
OF SCHEDULETEAM
RPIADJ.
RPICONF.
RPIADJ CONF.
RPIDIV. I ONLY
DIV. I NON-CONF.9- 10
7- 5191
1323- 7
3- 294
166124
114115
109115
1097
87
8

TOTALS

RPI 1-25

RPI 26-50

W-L RECORDS

RPI 51-100

RPI 101-999

RPI 201+

9- 10

0- 1

0- 4

OVERALL

0- 2

9- 3

5- 0

2- 3

0- 0

0- 1

HOME

0- 1

2- 1

1- 0

5- 4

0- 0

0- 0

AWAY

0- 0

5- 1

3- 0

2- 3

0- 0

0- 2

NEUTRAL

0- 1

2- 0

1- 0

7- 5

0- 1

0- 2

NON-CONFERENCE

0- 1

7- 1

5- 0

1- 1

0- 0

0- 0

HOME

0- 0

1- 1

1- 0

4- 1

0- 1

0- 0

AWAY

0- 0

4- 0

3- 0

2- 3

0- 0

0- 2

NEUTRAL

0- 1

2- 0

1- 0

2- 5

0- 0

0- 2

CONFERENCE

0- 1

2- 2

0- 0

1- 2

0- 0

0- 1

HOME

0- 1

1- 0

0- 0

1- 3

0- 0

0- 1

AWAY

0- 0

1- 2

0- 0

0- 0

0- 0

0- 0

NEUTRAL

0- 0

0- 0

0- 0

RPI 1-25

RPI 26-50

RPI 51-100

RPI 101+

Team's RPI: 115

RPI	S	Opponent	Score
23	A	Michigan	41 54

RPI	S	Opponent	Score
26	N	Stanford	54 79
35	H	Ball St.	58 79
39	A	Central Mich.	84 88
43	N	FGCU	62 80

RPI	S	Opponent	Score
58	N	Gonzaga	57 77
97	H	Western Mich.	61 66

RPI	S	Opponent	Score
101	H	Wright St.	60 72
130	A	Bowling Green	50 60
145	A	Northern Ill.	79 81
147	A	Robert Morris	46 31
173	N	Memphis	70 55
197	A	Eastern Mich.	67 60
197	H	Eastern Mich.	76 69
235	A	Youngstown St.	55 44
262	A	Northern Ky.	59 54
286	H	Detroit Mercy	82 74
288	A	Eastern Ky.	65 57
298	N	Southeastern La.	81 60

LAST 12 Division I GAMES:

35	H	Ball St.	58 79	197	A	Eastern Mich.	67 60
130	A	Bowling Green	50 60	147	A	Robert Morris	46 31
39	A	Central Mich.	84 88	23	A	Michigan	41 54
197	H	Eastern Mich.	76 69	101	H	Wright St.	60 72
97	H	Western Mich.	61 66	288	A	Eastern Ky.	65 57
145	A	Northern Ill.	79 81	286	H	Detroit Mercy	82 74

Non-Div I Games:

Kent St.

■ Loss,
 ■ Non-Conf,
 ■ S Site,
 ■ Home
 ■ A Away
 N Neutral

Average RPI Win:	293	WON-LOST	WINNING	LAST 10	STRENGTH OF	OPP. STRENGTH	TEAM	ADJ.	CONF.	ADJ CONF.
Average RPI Loss:	157	RECORD	PCT. RANK	GAMES	SCHEDULE	OF SCHEDULE	RPI	RPI	RPI	RPI
DIV. I ONLY	8- 10	206	5- 5	298	292	251	251	28	28	
DIV. I NON-CONF.	4- 7	226	1- 4	261	275	260	260	28	28	

TOTALS	RPI 1-25	RPI 26-50	W-L RECORDS	RPI 51-100	RPI 101-999	RPI 201+				
8- 10	0- 1	0- 0	OVERALL	0- 1	8- 8	7- 3				
5- 3	0- 1	0- 0	HOME	0- 1	5- 1	4- 1				
3- 7	0- 0	0- 0	AWAY	0- 0	3- 0	3- 0				
0- 0	0- 0	0- 0	NEUTRAL	0- 0	0- 0	0- 0				
4- 7	0- 1	0- 0	NON-CONFERENCE	0- 1	4- 5	3- 2				
2- 3	0- 1	0- 0	HOME	0- 1	2- 1	1- 1				
2- 4	0- 0	0- 0	AWAY	0- 0	2- 4	2- 1				
0- 0	0- 0	0- 0	NEUTRAL	0- 0	0- 0	0- 0				
4- 3	0- 0	0- 0	CONFERENCE	0- 0	4- 3	4- 1				
3- 0	0- 0	0- 0	HOME	0- 0	3- 0	3- 0				
1- 3	0- 0	0- 0	AWAY	0- 0	1- 3	1- 1				
0- 0	0- 0	0- 0	NEUTRAL	0- 0	0- 0	0- 0				

RPI 1-25				RPI 26-50				RPI 51-100				RPI 101+ Team's RPI: 251			
RPI	S	Opponent	Score	RPI	S	Opponent	Score	RPI	S	Opponent	Score	RPI	S	Opponent	Score
23	H	Michigan	49 86					83	H	Navy	47 79	104	A	George Mason	70 73
												126	A	Yale	51 62
												147	A	Robert Morris	53 60
												148	A	Saint Francis (PA)	71 101
												157	H	Lehigh	72 69
												196	A	Army West Point	37 71
												225	H	Manhattan	38 72
												238	A	Lafayette	53 69
												264	H	Mt. St. Mary's	53 48
												278	A	Bryant	56 75
												279	H	St. Francis Brooklyn	61 59
												316	A	Central Conn. St.	61 54
												319	H	Wagner	74 69
												328	A	UMBC	66 52
												337	H	Saint Peter's	57 46
												340	A	NJIT	67 49
LAST 12 Division I GAMES:															
316	A	Central Conn. St.	61 54	279	H	St. Francis Brooklyn	61 59								
278	A	Bryant	56 75	83	H	Navy	47 79								
264	H	Mt. St. Mary's	53 48	225	H	Manhattan	38 72								
319	H	Wagner	74 69	157	H	Lehigh	72 69								
148	A	Saint Francis (PA)	71 101	104	A	George Mason	70 73								
147	A	Robert Morris	53 60	23	H	Michigan	49 86								

Non-Div I Games:

LIU Brooklyn

Average RPI	Win:	169	WON-LOST	WINNING	LAST 10	STRENGTH OF	OPP. STRENGTH	TEAM	ADJ.	CONF.	ADJ CONF.
Average RPI	Loss:	29	RECORD	PCT. RANK	GAMES	SCHEDULE	OF SCHEDULE	RPI	RPI	RPI	RPI
DIV. I ONLY		12- 6		81	7- 3	50	30	42	42	2	2
DIV. I NON-CONF.		8- 3		65	5- 0	170	70	58	58	2	2

TOTALS	RPI 1-25		RPI 26-50		W-L RECORDS	RPI 51-100		RPI 101-999		RPI 201+	
12- 6	1- 3		0- 2		OVERALL	0- 1		11- 0		4- 0	
6- 1	0- 1		0- 0		HOME	0- 0		6- 0		3- 0	
5- 4	1- 1		0- 2		AWAY	0- 1		4- 0		1- 0	
1- 1	0- 1		0- 0		NEUTRAL	0- 0		1- 0		0- 0	
8- 3	0- 1		0- 2		NON-CONFERENCE	0- 0		8- 0		4- 0	
4- 0	0- 0		0- 0		HOME	0- 0		4- 0		3- 0	
3- 2	0- 0		0- 2		AWAY	0- 0		3- 0		1- 0	
1- 1	0- 1		0- 0		NEUTRAL	0- 0		1- 0		0- 0	
4- 3	1- 2		0- 0		CONFERENCE	0- 1		3- 0		0- 0	
2- 1	0- 1		0- 0		HOME	0- 0		2- 0		0- 0	
2- 2	1- 1		0- 0		AWAY	0- 1		1- 0		0- 0	
0- 0	0- 0		0- 0		NEUTRAL	0- 0		0- 0		0- 0	

RPI 1-25				RPI 26-50				Team's RPI: 42				RPI 51-100				RPI 101+			
RPI	S	Opponent	Score	RPI	S	Opponent	Score	RPI	S	Opponent	Score	RPI	S	Opponent	Score	RPI	S	Opponent	Score
3	H	Mississippi St.	70 83	29	A	South Fla.	55 61	74	A	Alabama	51 65	107	H	Auburn	59 56				
10	N	Texas	66 75	40	A	Northern Colo.	50 58					108	A	Tulane	73 50				
11	A	Missouri	69 65									110	N	Saint Louis	71 59				
15	A	Texas A&M	59 69									119	H	Louisiana	60 45				
												125	A	Little Rock	56 37				
												131	H	Vanderbilt	85 65				
												191	A	Florida	66 59				
												232	A	Texas Tech	48 40				
												255	H	Nicholls St.	65 50				
												298	H	Southeastern La.	84 56				
												339	H	Sam Houston St.	71 58				

LAST 12 Division I GAMES:																			
15	A	Texas A&M	59 69	131	H	Vanderbilt	85 65												
107	H	Auburn	59 56	339	H	Sam Houston St.	71 58												
191	A	Florida	66 59	125	A	Little Rock	56 37												
74	A	Alabama	51 65	119	H	Louisiana	60 45												
3	H	Mississippi St.	70 83	108	A	Tulane	73 50												
11	A	Missouri	69 65	232	A	Texas Tech	48 40												

Non-Div I Games:

LSU

Average RPI Win:	198	WON-LOST	WINNING	LAST 10	STRENGTH OF	OPP. STRENGTH	TEAM	ADJ.	CONF.	ADJ CONF.
Average RPI Loss:	141	RECORD	PCT. RANK	GAMES	SCHEDULE	OF SCHEDULE	RPI	RPI	RPI	RPI
DIV. I ONLY	6- 13	272	2- 8	96	188	203	203	13	13	
DIV. I NON-CONF.	5- 8	220	1- 5	91	200	151	151	11	11	

TOTALS	RPI 1-25	RPI 26-50	W-L RECORDS	RPI 51-100	RPI 101-999	RPI 201+				
6- 13	0- 0	0- 2	OVERALL	0- 4	6- 7	3- 4				
2- 5	0- 0	0- 1	HOME	0- 1	2- 3	1- 1				
3- 8	0- 0	0- 1	AWAY	0- 3	3- 4	2- 3				
1- 0	0- 0	0- 0	NEUTRAL	0- 0	1- 0	0- 0				
5- 8	0- 0	0- 2	NON-CONFERENCE	0- 2	5- 4	2- 2				
1- 3	0- 0	0- 1	HOME	0- 0	1- 2	0- 1				
3- 5	0- 0	0- 1	AWAY	0- 2	3- 2	2- 1				
1- 0	0- 0	0- 0	NEUTRAL	0- 0	1- 0	0- 0				
1- 5	0- 0	0- 0	CONFERENCE	0- 2	1- 3	1- 2				
1- 2	0- 0	0- 0	HOME	0- 1	1- 1	1- 0				
0- 3	0- 0	0- 0	AWAY	0- 1	0- 2	0- 2				
0- 0	0- 0	0- 0	NEUTRAL	0- 0	0- 0	0- 0				

RPI 1-25				RPI 26-50				RPI 51-100				RPI 101+				Team's RPI: 203	
RPI	S	Opponent	Score	RPI	S	Opponent	Score	RPI	S	Opponent	Score	RPI	S	Opponent	Score		
27	H	Villanova	49 76	27	H	Villanova	49 76	59	A	Duquesne	50 78	104	H	George Mason	56 69		
49	A	Drexel	54 79	49	A	Drexel	54 79	60	H	Dayton	47 76	113	H	Penn	66 59		
								67	A	American	48 66	141	N	New Hampshire	59 51		
								88	A	Harvard	61 70	157	A	Lehigh	69 61		
												165	H	Temple	52 69		
												182	A	Wisconsin	60 71		
												218	A	North Texas	44 70		
												224	A	Richmond	51 77		
												233	H	St. Bonaventure	66 63		
												238	A	Lafayette	74 47		
												268	H	Rider	55 76		
												303	A	Delaware St.	71 48		
												320	A	Rhode Island	63 72		
LAST 12 Division I GAMES:																	
320	A	Rhode Island	63 72	60	H	Dayton	47 76										
59	A	Duquesne	50 78	27	H	Villanova	49 76										
233	H	St. Bonaventure	66 63	303	A	Delaware St.	71 48										
88	A	Harvard	61 70	218	A	North Texas	44 70										
224	A	Richmond	51 77	268	H	Rider	55 76										
104	H	George Mason	56 69	182	A	Wisconsin	60 71										

Non-Div I Games:

La Salle

Average RPI Win:	303	WON-LOST	WINNING	LAST 10	STRENGTH OF	OPP. STRENGTH	TEAM	ADJ.	CONF.	ADJ CONF.
Average RPI Loss:	184	RECORD	PCT. RANK	GAMES	SCHEDULE	OF SCHEDULE	RPI	RPI	RPI	RPI
DIV. I ONLY	2- 14	322	2- 8	250	313	330	330	23	23	
DIV. I NON-CONF.	1- 8	313	1- 4	289	329	343	343	23	23	

TOTALS	RPI 1-25	RPI 26-50	W-L RECORDS	RPI 51-100	RPI 101-999	RPI 201+				
2- 14	0- 0	0- 1	OVERALL	0- 0	2- 13	2- 5				
2- 3	0- 0	0- 0	HOME	0- 0	2- 3	2- 2				
0- 11	0- 0	0- 1	AWAY	0- 0	0- 2	0- 0				
0- 0	0- 0	0- 0	NEUTRAL	0- 0	0- 0	0- 0				
1- 8	0- 0	0- 1	NON-CONFERENCE	0- 0	1- 7	1- 3				
1- 2	0- 0	0- 0	HOME	0- 0	1- 2	1- 1				
0- 6	0- 0	0- 1	AWAY	0- 0	0- 5	0- 2				
0- 0	0- 0	0- 0	NEUTRAL	0- 0	0- 0	0- 0				
1- 6	0- 0	0- 0	CONFERENCE	0- 0	1- 6	1- 2				
1- 1	0- 0	0- 0	HOME	0- 0	1- 1	1- 1				
0- 5	0- 0	0- 0	AWAY	0- 0	0- 5	0- 1				
0- 0	0- 0	0- 0	NEUTRAL	0- 0	0- 0	0- 0				

RPI 1-25				RPI 26-50				RPI 51-100				RPI 101+ Team's RPI: 330			
RPI	S	Opponent	Score	RPI	S	Opponent	Score	RPI	S	Opponent	Score	RPI	S	Opponent	Score
				36	A	Oklahoma St.	58 112					107	A	Auburn	41 67
												119	A	Louisiana	55 63
												123	A	Rice	47 63
												125	A	Little Rock	37 57
												161	A	Texas St.	52 86
												175	A	UT Arlington	61 70
												177	H	New Orleans	51 89
												194	A	Louisiana Tech	49 71
												214	A	Arkansas St.	62 76
												252	A	Grambling	52 61
												271	H	Coastal Caro.	62 56
												281	H	Appalachian St.	67 71
												294	A	McNeese	61 65
												318	H	Northwestern St.	48 70
												335	H	Houston Baptist	77 73
LAST 12 Division I GAMES:															
175	A	UT Arlington	61 70	214	A	Arkansas St.	62 76								
161	A	Texas St.	52 86	36	A	Oklahoma St.	58 112								
119	A	Louisiana	55 63	335	H	Houston Baptist	77 73								
281	H	Appalachian St.	67 71	177	H	New Orleans	51 89								
271	H	Coastal Caro.	62 56	123	A	Rice	47 63								
125	A	Little Rock	37 57	194	A	Louisiana Tech	49 71								

Non-Div I Games: Millsaps 73 41 Centenary (LA) 90 53

La. -Monroe

Average RPI Win:	262	WON-LOST	WINNING	LAST 10	STRENGTH OF	OPP. STRENGTH	TEAM	ADJ.	CONF.	ADJ CONF.
Average RPI Loss:	144	RECORD	PCT. RANK	GAMES	SCHEDULE	OF SCHEDULE	RPI	RPI	RPI	RPI
DIV. I ONLY	7- 11	235	4- 6	187	272	238	238	15	15	
DIV. I NON-CONF.	4- 6	214	1- 3	251	307	256	256	18	18	

TOTALS	RPI 1-25	RPI 26-50	W-L RECORDS	RPI 51-100	RPI 101-999	RPI 201+				
7- 11	0- 0	0- 2	OVERALL	0- 2	7- 7	7- 2				
5- 4	0- 0	0- 1	HOME	0- 1	5- 2	5- 1				
2- 7	0- 0	0- 1	AWAY	0- 1	2- 5	2- 1				
0- 0	0- 0	0- 0	NEUTRAL	0- 0	0- 0	0- 0				
4- 6	0- 0	0- 2	NON-CONFERENCE	0- 0	4- 4	4- 2				
3- 2	0- 0	0- 1	HOME	0- 0	3- 1	3- 1				
1- 4	0- 0	0- 1	AWAY	0- 0	1- 3	1- 1				
0- 0	0- 0	0- 0	NEUTRAL	0- 0	0- 0	0- 0				
3- 5	0- 0	0- 0	CONFERENCE	0- 2	3- 3	3- 0				
2- 2	0- 0	0- 0	HOME	0- 1	2- 1	2- 0				
1- 3	0- 0	0- 0	AWAY	0- 1	1- 2	1- 0				
0- 0	0- 0	0- 0	NEUTRAL	0- 0	0- 0	0- 0				

RPI 1-25				RPI 26-50				RPI 51-100				RPI 101+ Team's RPI: 238			
RPI	S	Opponent	Score	RPI	S	Opponent	Score	RPI	S	Opponent	Score	RPI	S	Opponent	Score
				48	H	Princeton	45 53	67	H	American	67 74	113	A	Penn	42 55
				49	A	Drexel	37 52	83	A	Navy	59 65	147	A	Robert Morris	42 63
												157	A	Lehigh	45 70
												181	A	Bucknell	53 83
												196	H	Army West Point	60 65
												203	H	La Salle	47 74
												220	A	Holy Cross	69 65
												241	H	Loyola Maryland	65 54
												251	H	LIU Brooklyn	69 53
												266	A	Cornell	59 58
												268	H	Rider	60 45
												270	H	Colgate	63 48
												319	H	Wagner	70 52
												337	A	Saint Peter's	61 64
LAST 12 Division I GAMES:															
				67	H	American	67 74	220	A	Holy Cross	69 65				
				83	A	Navy	59 65	157	A	Lehigh	45 70				
				241	H	Loyola Maryland	65 54	319	H	Wagner	70 52				
				196	H	Army West Point	60 65	147	A	Robert Morris	42 63				
				181	A	Bucknell	53 83	48	H	Princeton	45 53				
				270	H	Colgate	63 48	49	A	Drexel	37 52				

Non-Div I Games:

Lafayette

Average RPI Win:	263	WON-LOST	WINNING	LAST 10	STRENGTH OF	OPP. STRENGTH	TEAM	ADJ.	CONF.	ADJ CONF.
Average RPI Loss:	82	RECORD	PCT. RANK	GAMES	SCHEDULE	OF SCHEDULE	RPI	RPI	RPI	RPI
DIV. I ONLY	7- 6	151	6- 3	268	132	150	150	27	27	
DIV. I NON-CONF.	1- 5	300	1- 3	20	22	159	159	26	26	

TOTALS	RPI 1-25	RPI 26-50	W-L RECORDS	RPI 51-100	RPI 101-999	RPI 201+				
7- 6	0- 1	0- 1	OVERALL	0- 2	7- 2	5- 0				
3- 0	0- 0	0- 0	HOME	0- 0	3- 0	2- 0				
3- 5	0- 1	0- 1	AWAY	0- 2	3- 1	3- 0				
1- 1	0- 0	0- 0	NEUTRAL	0- 0	1- 1	0- 0				
1- 5	0- 1	0- 1	NON-CONFERENCE	0- 1	1- 2	0- 0				
0- 0	0- 0	0- 0	HOME	0- 0	0- 0	0- 0				
0- 4	0- 1	0- 1	AWAY	0- 1	0- 1	0- 0				
1- 1	0- 0	0- 0	NEUTRAL	0- 0	1- 1	0- 0				
6- 1	0- 0	0- 0	CONFERENCE	0- 1	6- 0	5- 0				
3- 0	0- 0	0- 0	HOME	0- 0	3- 0	2- 0				
3- 1	0- 0	0- 0	AWAY	0- 1	3- 0	3- 0				
0- 0	0- 0	0- 0	NEUTRAL	0- 0	0- 0	0- 0				

RPI 1-25				RPI 26-50				RPI 51-100				RPI 101+ Team's RPI: 150			
RPI	S	Opponent	Score	RPI	S	Opponent	Score	RPI	S	Opponent	Score	RPI	S	Opponent	Score
12	A	Baylor	62 121	47	A	Purdue	64 79	70	A	New Mexico	58 90	129	A	Pacific	75 80
								94	A	Central Ark.	39 51	138	N	North Dakota	70 73
												145	N	Northern Ill.	90 80
												177	H	New Orleans	100 77
												267	A	A&M-Corpus Christi	70 31
												282	H	Incarinate Word	77 54
												298	A	Southeastern La.	75 58
												335	A	Houston Baptist	79 51
												339	H	Sam Houston St.	91 44
LAST 12 Division I GAMES:															
339	H	Sam Houston St.	91 44	335	A	Houston Baptist	79 51	70	A	New Mexico	58 90	129	A	Pacific	75 80
282	H	Incarinate Word	77 54	70	A	New Mexico	58 90	129	A	Pacific	75 80	145	N	Northern Ill.	90 80
298	A	Southeastern La.	75 58	129	A	Pacific	75 80	138	N	North Dakota	70 73	177	H	New Orleans	100 77
94	A	Central Ark.	39 51	145	N	Northern Ill.	90 80	47	A	Purdue	64 79	267	A	A&M-Corpus Christi	70 31
177	H	New Orleans	100 77												
267	A	A&M-Corpus Christi	70 31												

Non-Div I Games: Howard Payne 101 37 Schreiner 116 37 Louisiana Col. 93 62 S' western Assemblies 92 49 Lamar University

Average RPI Win:	233	WON-LOST	WINNING	LAST 10	STRENGTH OF	OPP. STRENGTH	TEAM	ADJ.	CONF.	ADJ CONF.
Average RPI Loss:	152	RECORD	PCT. RANK	GAMES	SCHEDULE	OF SCHEDULE	RPI	RPI	RPI	RPI
DIV. I ONLY	11- 7	106	7- 3	244	219	157	157	15	15	
DIV. I NON-CONF.	5- 5	170	2- 2	326	253	249	249	18	18	

TOTALS	RPI 1-25	RPI 26-50	W-L RECORDS	RPI 51-100	RPI 101-999	RPI 201+				
11- 7	0- 0	0- 2	OVERALL	1- 1	10- 4	7- 4				
8- 1	0- 0	0- 0	HOME	1- 0	7- 1	4- 1				
3- 5	0- 0	0- 1	AWAY	0- 1	3- 3	3- 3				
0- 1	0- 0	0- 1	NEUTRAL	0- 0	0- 0	0- 0				
5- 5	0- 0	0- 2	NON-CONFERENCE	0- 0	5- 3	5- 3				
3- 1	0- 0	0- 0	HOME	0- 0	3- 1	3- 1				
2- 3	0- 0	0- 1	AWAY	0- 0	2- 2	2- 2				
0- 1	0- 0	0- 1	NEUTRAL	0- 0	0- 0	0- 0				
6- 2	0- 0	0- 0	CONFERENCE	1- 1	5- 1	2- 1				
5- 0	0- 0	0- 0	HOME	1- 0	4- 0	1- 0				
1- 2	0- 0	0- 0	AWAY	0- 1	1- 1	1- 1				
0- 0	0- 0	0- 0	NEUTRAL	0- 0	0- 0	0- 0				

RPI 1-25				RPI 26-50				RPI 51-100				RPI 101+				Team's RPI: 157	
RPI	S	Opponent	Score	RPI	S	Opponent	Score	RPI	S	Opponent	Score	RPI	S	Opponent	Score		
				27	N	Villanova	42 62	67	A	American	64 82	159	H	Boston U.	74 58		
				41	A	Minnesota	73 107	83	H	Navy	66 63	181	H	Bucknell	66 62		
												196	H	Army West Point	59 55		
												203	H	La Salle	61 69		
												220	A	Holy Cross	49 54		
												238	H	Lafayette	70 45		
												251	A	LIU Brooklyn	69 72		
												257	A	Sacred Heart	55 65		
												264	H	Mt. St. Mary's	75 71		
												266	A	Cornell	62 57		
												270	A	Colgate	59 51		
												276	H	Fairfield	56 53		
												287	A	Monmouth	75 57		
												340	H	NJIT	64 50		
LAST 12 Division I GAMES:																	
				196	H	Army West Point	59 55	83	H	Navy	66 63						
				270	A	Colgate	59 51	238	H	Lafayette	70 45						
				67	A	American	64 82	251	A	LIU Brooklyn	69 72						
				181	H	Bucknell	66 62	340	H	NJIT	64 50						
				159	H	Boston U.	74 58	257	A	Sacred Heart	55 65						
				220	A	Holy Cross	49 54	264	H	Mt. St. Mary's	75 71						

Non-Div I Games: Mansfield 77 47

Lehigh

Average RPI Win:	281	WON-LOST	WINNING	LAST 10	STRENGTH OF	OPP. STRENGTH	TEAM	ADJ.	CONF.	ADJ CONF.
Average RPI Loss:	109	RECORD	PCT. RANK	GAMES	SCHEDULE	OF SCHEDULE	RPI	RPI	RPI	RPI
DIV. I ONLY	9- 8	155	0- 1	203	281	144	144	29	29	
DIV. I NON-CONF.	3- 7	254	0- 1	53	161	152	152	29	29	

TOTALS	RPI 1-25	RPI 26-50	W-L RECORDS	RPI 51-100	RPI 101-999	RPI 201+				
9- 8	0- 2	0- 2	OVERALL	0- 1	9- 3	9- 2				
4- 0	0- 0	0- 0	HOME	0- 0	4- 0	4- 0				
4- 6	0- 2	0- 0	AWAY	0- 1	4- 3	4- 2				
1- 2	0- 0	0- 2	NEUTRAL	0- 0	1- 0	1- 0				
3- 7	0- 2	0- 2	NON-CONFERENCE	0- 1	3- 2	3- 1				
1- 0	0- 0	0- 0	HOME	0- 0	1- 0	1- 0				
1- 5	0- 2	0- 0	AWAY	0- 1	1- 2	1- 1				
1- 2	0- 0	0- 2	NEUTRAL	0- 0	1- 0	1- 0				
6- 1	0- 0	0- 0	CONFERENCE	0- 0	6- 1	6- 1				
3- 0	0- 0	0- 0	HOME	0- 0	3- 0	3- 0				
3- 1	0- 0	0- 0	AWAY	0- 0	3- 1	3- 1				
0- 0	0- 0	0- 0	NEUTRAL	0- 0	0- 0	0- 0				

RPI 1-25					RPI 26-50					RPI 51-100					RPI 101+					Team's RPI: 144			
RPI	S	Opponent	Score		RPI	S	Opponent	Score		RPI	S	Opponent	Score		RPI	S	Opponent	Score					
16	A	Duke	51	68	40	N	Northern Colo.	57	65	87	A	James Madison	47	58	118	A	Drake	68	96				
23	A	Michigan	50	74	45	N	Houston	68	75						202	N	Denver	82	69				
					</																		

Non-Div I Games: Shippensburg 105 43 Limestone 68 38

Liberty

Average RPI Win:	287	WON-LOST	WINNING	LAST 10	STRENGTH OF	OPP. STRENGTH	TEAM	ADJ.	CONF.	ADJ CONF.
Average RPI Loss:	144	RECORD	PCT. RANK	GAMES	SCHEDULE	OF SCHEDULE	RPI	RPI	RPI	RPI
DIV. I ONLY	6- 14	279	4- 6	211	275	254	254	22	22	
DIV. I NON-CONF.	4- 11	279	2- 5	254	292	281	281	21	21	
<hr/>										
TOTALS	RPI 1-25	RPI 26-50	W-L RECORDS	RPI 51-100	RPI 101-999	RPI 201+				
6- 14	0- 0	0- 2	OVERALL	0- 3	6- 9	6- 4				
2- 6	0- 0	0- 1	HOME	0- 2	2- 3	2- 2				
4- 8	0- 0	0- 1	AWAY	0- 1	4- 6	4- 2				
0- 0	0- 0	0- 0	NEUTRAL	0- 0	0- 0	0- 0				
4- 11	0- 0	0- 1	NON-CONFERENCE	0- 3	4- 7	4- 4				
2- 4	0- 0	0- 0	HOME	0- 2	2- 2	2- 2				
2- 7	0- 0	0- 1	AWAY	0- 1	2- 5	2- 2				
0- 0	0- 0	0- 0	NEUTRAL	0- 0	0- 0	0- 0				
2- 3	0- 0	0- 1	CONFERENCE	0- 0	2- 2	2- 0				
0- 2	0- 0	0- 1	HOME	0- 0	0- 1	0- 0				
2- 1	0- 0	0- 0	AWAY	0- 0	2- 1	2- 0				
0- 0	0- 0	0- 0	NEUTRAL	0- 0	0- 0	0- 0				

RPI 1-25				RPI 26-50				RPI 51-100				RPI 101+ Team's RPI: 254			
RPI	S	Opponent	Score	RPI	S	Opponent	Score	RPI	S	Opponent	Score	RPI	S	Opponent	Score
				35	A	Ball St.	46 84	74	H	Alabama	51 73	110	A	Saint Louis	57 101
				43	H	FGCU	54 68	76	H	Belmont	59 91	114	A	Jacksonville	48 70
								79	A	Butler	58 70	121	A	Middle Tenn.	48 72
												131	A	Vanderbilt	82 92
												172	H	Stetson	55 59
												230	H	Morehead St.	55 75
												234	H	Austin Peay	63 71
												237	A	North Florida	73 69
												250	A	Kennesaw St.	64 62
												253	A	Col. of Charleston	69 85
												283	H	Alabama A&M	66 50
												300	H	Murray St.	65 64
												325	A	Tennessee Tech	61 57
												329	A	Charleston So.	58 54
												346	A	Tennessee St.	64 71
<hr/>															
LAST 12 Division I GAMES:															
				43	H	FGCU	54 68	131	A	Vanderbilt	82 92				
				172	H	Stetson	55 59	325	A	Tennessee Tech	61 57				
				237	A	North Florida	73 69	110	A	Saint Louis	57 101				
				114	A	Jacksonville	48 70	346	A	Tennessee St.	64 71				
				250	A	Kennesaw St.	64 62	74	H	Alabama	51 73				
				283	H	Alabama A&M	66 50	76	H	Belmont	59 91				

Non-Div I Games:

Lipscomb

Average RPI Win:	196	WON-LOST	WINNING	LAST 10	STRENGTH OF	OPP. STRENGTH	TEAM	ADJ.	CONF.	ADJ CONF.
Average RPI Loss:	89	RECORD	PCT. RANK	GAMES	SCHEDULE	OF SCHEDULE	RPI	RPI	RPI	RPI
DIV. I ONLY	10- 8	138	7- 3	121	94	125	125	23	23	
DIV. I NON-CONF.	3- 8	268	1- 4	28	8	178	178	23	23	

TOTALS	RPI 1-25	RPI 26-50	W-L RECORDS	RPI 51-100	RPI 101-999	RPI 201+				
10- 8	0- 2	1- 1	OVERALL	0- 1	9- 4	4- 0				
8- 3	0- 0	1- 1	HOME	0- 0	7- 2	2- 0				
2- 5	0- 2	0- 0	AWAY	0- 1	2- 2	2- 0				
0- 0	0- 0	0- 0	NEUTRAL	0- 0	0- 0	0- 0				
3- 8	0- 2	1- 1	NON-CONFERENCE	0- 1	2- 4	0- 0				
3- 3	0- 0	1- 1	HOME	0- 0	2- 2	0- 0				
0- 5	0- 2	0- 0	AWAY	0- 1	0- 2	0- 0				
0- 0	0- 0	0- 0	NEUTRAL	0- 0	0- 0	0- 0				
7- 0	0- 0	0- 0	CONFERENCE	0- 0	7- 0	4- 0				
5- 0	0- 0	0- 0	HOME	0- 0	5- 0	2- 0				
2- 0	0- 0	0- 0	AWAY	0- 0	2- 0	2- 0				
0- 0	0- 0	0- 0	NEUTRAL	0- 0	0- 0	0- 0				

RPI 1-25				RPI 26-50				RPI 51-100				RPI 101+ Team's RPI: 125			
RPI	S	Opponent	Score	RPI	S	Opponent	Score	RPI	S	Opponent	Score	RPI	S	Opponent	Score
3	A	Mississippi St.	48 86	34	H	Oklahoma	68 56	68	A	Kansas St.	51 66	110	A	Saint Louis	45 48
15	A	Texas A&M	49 66	42	H	LSU	37 56					117	H	Missouri St.	63 51
												119	H	Louisiana	78 43
												123	A	Rice	51 58
												158	H	Tulsa	61 74
												161	H	Texas St.	63 48
												173	H	Memphis	86 57
												175	H	UT Arlington	59 57
												194	H	Louisiana Tech	49 58
												214	H	Arkansas St.	53 43
												308	A	Georgia St.	65 50
												330	H	La. -Monroe	57 37
												331	A	Ga. Southern	64 34
LAST 12 Division I GAMES:															
214	H	Arkansas St.	53 43	119	H	Louisiana	78 43								
161	H	Texas St.	63 48	42	H	LSU	37 56								
175	H	UT Arlington	59 57	68	A	Kansas St.	51 66								
331	A	Ga. Southern	64 34	3	A	Mississippi St.	48 86								
308	A	Georgia St.	65 50	194	H	Louisiana Tech	49 58								
330	H	La. -Monroe	57 37	117	H	Missouri St.	63 51								

Non-Div I Games:

Little Rock

Average RPI Win:	281	WON-LOST	WINNING	LAST 10	STRENGTH OF	OPP. STRENGTH	TEAM	ADJ.	CONF.	ADJ CONF.
Average RPI Loss:	211	RECORD	PCT. RANK	GAMES	SCHEDULE	OF SCHEDULE	RPI	RPI	RPI	RPI
DIV. I ONLY	2- 17	333	0- 10	302	270	334	334	21	21	
DIV. I NON-CONF.	2- 12	306	1- 6	266	297	323	323	20	20	

TOTALS	RPI 1-25	RPI 26-50	W-L RECORDS	RPI 51-100	RPI 101-999	RPI 201+				
2- 17	0- 1	0- 0	OVERALL	0- 1	2- 15	2- 11				
0- 7	0- 1	0- 0	HOME	0- 0	0- 6	0- 4				
2- 8	0- 0	0- 0	AWAY	0- 0	2- 0	2- 0				
0- 2	0- 0	0- 0	NEUTRAL	0- 0	0- 2	0- 1				
2- 12	0- 1	0- 0	NON-CONFERENCE	0- 1	2- 10	2- 6				
0- 6	0- 1	0- 0	HOME	0- 0	0- 5	0- 3				
2- 4	0- 0	0- 0	AWAY	0- 1	2- 3	2- 2				
0- 2	0- 0	0- 0	NEUTRAL	0- 0	0- 2	0- 1				
0- 5	0- 0	0- 0	CONFERENCE	0- 0	0- 5	0- 5				
0- 1	0- 0	0- 0	HOME	0- 0	0- 1	0- 1				
0- 4	0- 0	0- 0	AWAY	0- 0	0- 4	0- 4				
0- 0	0- 0	0- 0	NEUTRAL	0- 0	0- 0	0- 0				

RPI 1-25				RPI 26-50				RPI 51-100				RPI 101+ Team's RPI : 334							
RPI	S	Opponent	Score	RPI	S	Opponent	Score	RPI	S	Opponent	Score	RPI	S	Opponent	Score				
9	H	Tennessee	61 90					52	A	Southern California	60 75	169	H	Loyola Marymount	69 84				
												171	A	San Diego	40 74				
												180	N	Oral Roberts	58 64				
												201	H	Pepperdine	71 83				
												211	A	UC Santa Barbara	44 51				
												211	H	UC Santa Barbara	74 90				
												222	H	Montana St.	51 62				
												228	A	UC Riverside	53 77				
												236	A	Hawaii	66 74				
												244	A	Montana	60 67				
												245	H	New Mexico St.	63 72				
												256	H	Illinois St.	51 59				
												277	A	Grand Canyon	65 63				
												285	A	Arizona	80 72				
												304	N	VCU	59 69				
												313	A	Cal St. Fullerton	61 67				
												340	A	NJIT	57 73				

LAST 12 Division I GAMES:																			
211	H	UC Santa Barbara	74 90	340	A	NJIT	57 73	245	H	New Mexico St.	63 72								
236	A	Hawaii	66 74	256	H	Illinois St.	51 59	9	H	Tennessee	61 90								
313	A	Cal St. Fullerton	61 67	277	A	Grand Canyon	65 63	244	A	Montana	60 67								
228	A	UC Riverside	53 77																
211	A	UC Santa Barbara	44 51																
304	N	VCU	59 69																

Non-Div I Games:

Long Beach St.

Average RPI Win:	305	WON-LOST	WINNING	LAST 10	STRENGTH OF	OPP. STRENGTH	TEAM	ADJ.	CONF.	ADJ CONF.
Average RPI Loss:	239	RECORD	PCT. RANK	GAMES	SCHEDULE	OF SCHEDULE	RPI	RPI	RPI	RPI
DIV. I ONLY	2- 15	325	1- 9	315	349	348	348	29	29	
DIV. I NON-CONF.	1- 9	318	0- 4	338	349	349	349	29	29	

TOTALS	RPI 1-25	RPI 26-50	W-L RECORDS	RPI 51-100	RPI 101-999	RPI 201+				
2- 15	0- 0	0- 0	OVERALL	0- 0	2- 15	2- 10				
2- 6	0- 0	0- 0	HOME	0- 0	2- 6	2- 4				
0- 9	0- 0	0- 0	AWAY	0- 0	0- 0	0- 0				
0- 0	0- 0	0- 0	NEUTRAL	0- 0	0- 0	0- 0				
1- 9	0- 0	0- 0	NON-CONFERENCE	0- 0	1- 9	1- 6				
1- 3	0- 0	0- 0	HOME	0- 0	1- 3	1- 2				
0- 6	0- 0	0- 0	AWAY	0- 0	0- 6	0- 4				
0- 0	0- 0	0- 0	NEUTRAL	0- 0	0- 0	0- 0				
1- 6	0- 0	0- 0	CONFERENCE	0- 0	1- 6	1- 4				
1- 3	0- 0	0- 0	HOME	0- 0	1- 3	1- 2				
0- 3	0- 0	0- 0	AWAY	0- 0	0- 3	0- 2				
0- 0	0- 0	0- 0	NEUTRAL	0- 0	0- 0	0- 0				

RPI 1-25				RPI 26-50				RPI 51-100				RPI 101+ Team's RPI: 348			
RPI	S	Opponent	Score	RPI	S	Opponent	Score	RPI	S	Opponent	Score	RPI	S	Opponent	Score
												104	A	George Mason	41 60
												120	A	High Point	41 62
												144	H	Liberty	51 63
												195	H	Norfolk St.	45 64
												197	A	Eastern Mich.	44 73
												205	H	Radford	33 52
												213	H	Gardner-Webb	54 61
												249	A	UNC Asheville	52 82
												260	H	Presbyterian	66 56
												263	H	Valparaiso	68 81
												290	H	Fairleigh Dickinson	52 72
												303	A	Delaware St.	56 60
												319	A	Wagner	43 60
												327	A	Marshall	45 90
												329	A	Charleston So.	57 73
												333	A	N. C. Central	75 87
												349	H	UMass Lowell	84 82
LAST 12 Division I GAMES:															
144	H	Liberty	51 63	329	A	Charleston So.	57 73	195	H	Norfolk St.	45 64	104	A	George Mason	41 60
120	A	High Point	41 62	197	A	Eastern Mich.	44 73	319	A	Wagner	43 60	120	A	High Point	41 62
205	H	Radford	33 52	263	H	Valparaiso	68 81	249	A	UNC Asheville	52 82	144	H	Liberty	51 63
249	A	UNC Asheville	52 82	290	H	Fairleigh Dickinson	52 72	260	H	Presbyterian	66 56	195	H	Norfolk St.	45 64
213	H	Gardner-Webb	54 61	303	A	Delaware St.	56 60	327	A	Marshall	45 90	120	A	High Point	41 62
260	H	Presbyterian	66 56	319	A	Wagner	43 60	329	A	Charleston So.	57 73	104	A	George Mason	41 60
				263	H	Valparaiso	68 81	290	H	Fairleigh Dickinson	52 72	197	A	Eastern Mich.	44 73

Non-Div I Games: Milligan 66 56

Longwood

Average RPI Win:	251	WON-LOST	WINNING	LAST 10	STRENGTH OF	OPP. STRENGTH	TEAM	ADJ.	CONF.	ADJ CONF.
Average RPI Loss:	81	RECORD	PCT. RANK	GAMES	SCHEDULE	OF SCHEDULE	RPI	RPI	RPI	RPI
DIV. I ONLY	10- 8	138	7- 3	143	156	119	119	23	23	
DIV. I NON-CONF.	5- 6	187	3- 2	98	67	137	137	23	23	

TOTALS	RPI 1-25	RPI 26-50	W-L RECORDS	RPI 51-100	RPI 101-999	RPI 201+				
10- 8	0- 2	0- 2	OVERALL	0- 0	10- 4	8- 0				
6- 1	0- 0	0- 0	HOME	0- 0	6- 1	5- 0				
3- 5	0- 1	0- 1	AWAY	0- 0	3- 1	2- 0				
1- 2	0- 1	0- 0	NEUTRAL	0- 0	1- 1	1- 0				
5- 6	0- 2	0- 2	NON-CONFERENCE	0- 0	5- 2	4- 0				
3- 1	0- 0	0- 0	HOME	0- 0	3- 1	2- 0				
1- 3	0- 1	0- 2	AWAY	0- 0	1- 0	1- 0				
1- 2	0- 1	0- 0	NEUTRAL	0- 0	1- 1	1- 0				
5- 2	0- 0	0- 0	CONFERENCE	0- 0	5- 2	4- 0				
3- 0	0- 0	0- 0	HOME	0- 0	3- 0	3- 0				
2- 2	0- 0	0- 0	AWAY	0- 0	2- 2	1- 0				
0- 0	0- 0	0- 0	NEUTRAL	0- 0	0- 0	0- 0				

RPI 1-25				RPI 26-50				RPI 51-100				RPI 101+ Team's RPI: 119			
RPI	S	Opponent	Score	RPI	S	Opponent	Score	RPI	S	Opponent	Score	RPI	S	Opponent	Score
3	N	Mississippi St.	37 94	42	A	LSU	45 60					107	H	Auburn	60 70
15	A	Texas A&M	62 83	45	A	Tol edo	55 79					125	A	Little Rock	43 78
												132	N	Cleveland St.	45 54
												161	A	Texas St.	65 58
												175	A	UT Arlington	61 63
												177	H	New Orleans	66 57
												207	N	Niagara	68 52
												214	A	Arkansas St.	77 75
												271	H	Coastal Caro.	59 55
												274	H	Al corn	67 47
												281	H	Appal achi an St.	61 45
												294	H	McNeese	98 86
												298	A	Southeastern La.	68 56
												330	H	La. -Monroe	63 55
LAST 12 Division I GAMES:															
				161	A	Texas St.	65 58	125	A	Little Rock	43 78				
				175	A	UT Arlington	61 63	274	H	Al corn	67 47				
				330	H	La. -Monroe	63 55	42	A	LSU	45 60				
				271	H	Coastal Caro.	59 55	298	A	Southeastern La.	68 56				
				281	H	Appal achi an St.	61 45	107	H	Auburn	60 70				
				214	A	Arkansas St.	77 75	294	H	McNeese	98 86				

Non-Div I Games: Dillard

53 60

Louisiana

Average RPI Win:	247	WON-LOST	WINNING	LAST 10	STRENGTH OF	OPP. STRENGTH	TEAM	ADJ.	CONF.	ADJ CONF.
Average RPI Loss:	147	RECORD	PCT. RANK	GAMES	SCHEDULE	OF SCHEDULE	RPI	RPI	RPI	RPI

DIV. I ONLY	11- 7	106	7- 3	297	191	194	194	18	18
DIV. I NON-CONF.	8- 4	87	5- 1	285	162	168	168	19	19

TOTALS	RPI 1-25	RPI 26-50	W-L RECORDS	RPI 51-100	RPI 101-999	RPI 201+			
11- 7	0- 1	0- 0	OVERALL	1- 0	10- 6	8- 2			
8- 1	0- 0	0- 0	HOME	0- 0	8- 1	7- 0			
2- 5	0- 1	0- 0	AWAY	0- 0	2- 4	1- 1			
1- 1	0- 0	0- 0	NEUTRAL	1- 0	0- 1	0- 1			
8- 4	0- 1	0- 0	NON-CONFERENCE	1- 0	7- 3	5- 1			
6- 1	0- 0	0- 0	HOME	0- 0	6- 1	5- 0			
1- 2	0- 1	0- 0	AWAY	0- 0	1- 1	0- 0			
1- 1	0- 0	0- 0	NEUTRAL	1- 0	0- 1	0- 1			
3- 3	0- 0	0- 0	CONFERENCE	0- 0	3- 3	3- 1			
2- 0	0- 0	0- 0	HOME	0- 0	2- 0	2- 0			
1- 3	0- 0	0- 0	AWAY	0- 0	1- 3	1- 1			
0- 0	0- 0	0- 0	NEUTRAL	0- 0	0- 0	0- 0			

RPI 1-25				RPI 26-50				RPI 51-100				RPI 101+ Team's RPI: 194			
RPI S	Opponent	Score		RPI S	Opponent	Score		RPI S	Opponent	Score		RPI S	Opponent	Score	
10 A	Texas	54	88					78 N	Penn St.	71	59	106 H	Clemson	47	55
												107 A	Auburn	59	75
												122 A	Southern Miss.	50	65
												125 A	Little Rock	58	49
												173 H	Memphis	65	40
												199 A	Fla. Atlantic	72	86
												207 N	Niagara	67	73
												218 H	North Texas	61	53
												252 H	Grambling	64	53
												274 H	Alcorn	87	50
												280 A	FIU	54	57
												294 H	McNeese	78	62
												312 H	UTSA	63	55
												327 A	Marshall	74	65
												330 H	La.-Monroe	71	49
												335 H	Houston Baptist	85	62

LAST 12 Division I GAMES:															
199 A	Fla. Atlantic	72	86	274 H	Alcorn	87	50								
280 A	FIU	54	57	335 H	Houston Baptist	85	62								
327 A	Marshall	74	65	294 H	McNeese	78	62								
122 A	Southern Miss.	50	65	330 H	La.-Monroe	71	49								
312 H	UTSA	63	55	125 A	Little Rock	58	49								
218 H	North Texas	61	53	106 H	Clemson	47	55								

Non-Div I Games: LSU-Alexandria 87 47

Louisiana Tech

Average RPI Win:	114	WON-LOST	WINNING	LAST 10	STRENGTH OF	OPP. STRENGTH	TEAM	ADJ.	CONF.	ADJ CONF.
Average RPI Loss:	4	RECORD	PCT. RANK	GAMES	SCHEDULE	OF SCHEDULE	RPI	RPI	RPI	RPI
DIV. I ONLY	20- 1	3	9- 1	32	2	7	7	1	1	
DIV. I NON-CONF.	14- 0	1	5- 0	151	12	15	15	1	1	

TOTALS	RPI 1-25	RPI 26-50	W-L RECORDS	RPI 51-100	RPI 101-999	RPI 201+				
20- 1	6- 1	2- 0	OVERALL	3- 0	9- 0	5- 0				
12- 1	4- 1	1- 0	HOME	1- 0	6- 0	4- 0				
8- 0	2- 0	1- 0	AWAY	2- 0	3- 0	1- 0				
0- 0	0- 0	0- 0	NEUTRAL	0- 0	0- 0	0- 0				
14- 0	3- 0	2- 0	NON-CONFERENCE	1- 0	8- 0	5- 0				
9- 0	2- 0	1- 0	HOME	0- 0	6- 0	4- 0				
5- 0	1- 0	1- 0	AWAY	1- 0	2- 0	1- 0				
0- 0	0- 0	0- 0	NEUTRAL	0- 0	0- 0	0- 0				
6- 1	3- 1	0- 0	CONFERENCE	2- 0	1- 0	0- 0				
3- 1	2- 1	0- 0	HOME	1- 0	0- 0	0- 0				
3- 0	1- 0	0- 0	AWAY	1- 0	1- 0	0- 0				
0- 0	0- 0	0- 0	NEUTRAL	0- 0	0- 0	0- 0				

RPI	S	Opponent	Score	RPI	S	Opponent	Score	RPI	S	Opponent	Score	RPI	S	Opponent	Score
2	H	Notre Dame	100 67	30	A	South Dakota St.	68 64	55	A	Georgia Tech	74 71	111	A	Kentucky	87 63
4	H	Florida St.	49 50	45	H	Toledo	90 55	72	A	Indiana	72 59	121	H	Middle Tenn.	80 26
5	H	Oregon	74 61					73	H	Virginia Tech	67 56	131	H	Vanderbilt	79 57
6	A	Ohio St.	95 90									155	A	Pittsburgh	77 51
16	H	Duke	66 60									208	H	Southeast Mo. St.	80 40
18	A	NC State	55 47									246	H	UT Martin	91 56
23	H	Michigan	74 49									300	H	Murray St.	115 51
												311	A	Air Force	62 50
												346	H	Tennessee St.	95 56

LAST 12 Division I GAMES:															
4	H	Florida St.	49 50	55	A	Georgia Tech	74 71	311	A	Air Force	62 50	111	A	Kentucky	87 63
155	A	Pittsburgh	77 51					346	H	Tennessee St.	95 56	121	H	Middle Tenn.	80 26
2	H	Notre Dame	100 67					131	H	Vanderbilt	79 57				
73	H	Virginia Tech	67 56												
16	H	Duke	66 60												
18	A	NC State	55 47												

Non-Div I Games:

Louisville

Average RPI Win:	307	WON-LOST	WINNING	LAST 10	STRENGTH OF	OPP. STRENGTH	TEAM	ADJ.	CONF.	ADJ CONF.
Average RPI Loss:	139	RECORD	PCT. RANK	GAMES	SCHEDULE	OF SCHEDULE	RPI	RPI	RPI	RPI
DIV. I ONLY	3- 15	314	2- 8	198	168	292	292	24	24	
DIV. I NON-CONF.	2- 9	295	1- 4	213	96	279	279	22	22	

TOTALS	RPI 1-25	RPI 26-50	W-L RECORDS	RPI 51-100	RPI 101-999	RPI 201+				
3- 15	0- 2	0- 1	OVERALL	0- 3	3- 9	3- 4				
2- 4	0- 1	0- 0	HOME	0- 1	2- 2	2- 2				
1- 11	0- 1	0- 1	AWAY	0- 2	1- 7	1- 2				
0- 0	0- 0	0- 0	NEUTRAL	0- 0	0- 0	0- 0				
2- 9	0- 2	0- 1	NON-CONFERENCE	0- 3	2- 3	2- 2				
1- 3	0- 1	0- 0	HOME	0- 1	1- 1	1- 1				
1- 6	0- 1	0- 1	AWAY	0- 2	1- 2	1- 1				
0- 0	0- 0	0- 0	NEUTRAL	0- 0	0- 0	0- 0				
1- 6	0- 0	0- 0	CONFERENCE	0- 0	1- 6	1- 2				
1- 1	0- 0	0- 0	HOME	0- 0	1- 1	1- 1				
0- 5	0- 0	0- 0	AWAY	0- 0	0- 5	0- 1				
0- 0	0- 0	0- 0	NEUTRAL	0- 0	0- 0	0- 0				

RPI 1-25				RPI 26-50				RPI 51-100				RPI 101+ Team's RPI: 292							
RPI	S	Opponent	Score	RPI	S	Opponent	Score	RPI	S	Opponent	Score	RPI	S	Opponent	Score				
13	H	Green Bay	39 76	28	A	DePaul	47 88	79	A	Butler	52 64	117	A	Missouri St.	36 75				
19	A	Marquette	30 92					92	A	Milwaukee	41 63	118	A	Drake	46 72				
								97	H	Western Mich.	47 65	145	A	Northern Ill.	71 80				
												167	A	Southern Ill.	46 62				
												192	A	UNI	41 70				
												217	H	Bradley	57 59				
												235	H	Youngstown St.	49 73				
												256	H	Illinois St.	62 59				
												263	A	Valparaiso	60 76				
												309	A	Fort Wayne	70 79				
												326	H	Ill.-Chicago	57 55				
												338	A	Chicago St.	46 28				

LAST 12 Division I GAMES:																			
117	A	Missouri St.	36 75	192	A	UNI	41 70	326	H	Ill.-Chicago	57 55								
167	A	Southern Ill.	46 62	79	A	Butler	52 64	13	H	Green Bay	39 76								
263	A	Valparaiso	60 76	145	A	Northern Ill.	71 80	28	A	DePaul	47 88								
256	H	Illinois St.	62 59																
217	H	Bradley	57 59																
118	A	Drake	46 72																

Non-Div I Games:

Loyola Chicago

Average RPI Win: 226			WON-LOST RECORD			WINNING PCT. RANK			LAST 10 GAMES			STRENGTH OF SCHEDULE			OPP. STRENGTH OF SCHEDULE			TEAM RPI			ADJ. RPI			CONF. RPI			ADJ CONF. RPI		
Average RPI Loss: 150																													
DIV. I ONLY			5- 14			291			3- 7			108			267			241			241			15			15		
DIV. I NON-CONF.			2- 9			295			0- 4			92			312			255			255			18			18		
TOTALS			RPI 1-25			RPI 26-50			W-L RECORDS			RPI 51-100			RPI 101-999			RPI 201+											
5- 14			0- 2			0- 0			OVERALL			0- 3			5- 9			3- 4											
3- 5			0- 0			0- 0			HOME			0- 1			3- 4			3- 1											
2- 9			0- 2			0- 0			AWAY			0- 2			2- 5			0- 3											
0- 0			0- 0			0- 0			NEUTRAL			0- 0			0- 0			0- 0											
2- 9			0- 2			0- 0			NON-CONFERENCE			0- 1			2- 6			1- 3											
1- 3			0- 0			0- 0			HOME			0- 0			1- 3			1- 1											
1- 6			0- 2			0- 0			AWAY			0- 1			1- 3			0- 2											
0- 0			0- 0			0- 0			NEUTRAL			0- 0			0- 0			0- 0											
3- 5			0- 0			0- 0			CONFERENCE			0- 2			3- 3			2- 1											
2- 2			0- 0			0- 0			HOME			0- 1			2- 1			2- 0											
1- 3			0- 0			0- 0			AWAY			0- 1			1- 2			0- 1											
0- 0			0- 0			0- 0			NEUTRAL			0- 0			0- 0			0- 0											

RPI 1-25				RPI 26-50				RPI 51-100				RPI 101+ Team's RPI: 241			
RPI	S	Opponent	Score	RPI	S	Opponent	Score	RPI	S	Opponent	Score	RPI	S	Opponent	Score
19	A	Marquette	63 83					67	H	American	58 71	104	H	George Mason	72 80
25	A	Maryland	45 114					83	A	Navy	44 73	146	A	William & Mary	49 70
								99	A	Delaware	38 71	152	H	Georgetown	54 72
												159	A	Boston U.	56 75
												181	A	Bucknell	68 65
												195	A	Norfolk St.	61 58
												196	H	Army West Point	62 69
												220	H	Holy Cross	77 60
												238	A	Lafayette	54 65
												264	A	Mt. St. Mary's	63 71
												266	H	Cornell	78 63
												270	H	Colgate	70 55
												273	H	Towson	67 76
												279	A	St. Francis Brooklyn	47 64

LAST 12 Division I GAMES:															
270	H	Colgate	70 55	196	H	Army West Point	62 69								
181	A	Bucknell	68 65	83	A	Navy	44 73								
238	A	Lafayette	54 65	99	A	Delaware	38 71								
67	H	American	58 71	25	A	Maryland	45 114								
220	H	Holy Cross	77 60	273	H	Towson	67 76								
159	A	Boston U.	56 75	279	A	St. Francis Brooklyn	47 64								

Non-Div I Games:

Loyola Maryl and

Average RPI Win: 207		WON-LOST RECORD	WINNING PCT. RANK	LAST 10 GAMES	STRENGTH OF SCHEDULE	OPP. STRENGTH OF SCHEDULE	TEAM RPI	ADJ. RPI	CONF. RPI	ADJ. CONF. RPI
Average RPI Loss: 144										
DIV. I ONLY		11- 7	106	5- 5	253	149	169	169	12	12
DIV. I NON-CONF.		7- 3	74	1- 3	294	178	162	162	10	10
TOTALS		RPI 1-25	RPI 26-50	W-L RECORDS		RPI 51-100	RPI 101-999	RPI 201+		
11- 7	0- 0		0- 0	OVERALL		1- 2	10- 5	6- 2		
6- 4	0- 0		0- 0	HOME		1- 1	5- 3	2- 1		
5- 3	0- 0		0- 0	AWAY		0- 1	5- 2	4- 1		
0- 0	0- 0		0- 0	NEUTRAL		0- 0	0- 0	0- 0		
7- 3	0- 0		0- 0	NON-CONFERENCE		0- 1	7- 2	4- 2		
4- 2	0- 0		0- 0	HOME		0- 1	4- 1	2- 1		
3- 1	0- 0		0- 0	AWAY		0- 0	3- 1	2- 1		
0- 0	0- 0		0- 0	NEUTRAL		0- 0	0- 0	0- 0		
4- 4	0- 0		0- 0	CONFERENCE		1- 1	3- 3	2- 0		
2- 2	0- 0		0- 0	HOME		1- 0	1- 2	0- 0		
2- 2	0- 0		0- 0	AWAY		0- 1	2- 1	2- 0		
0- 0	0- 0		0- 0	NEUTRAL		0- 0	0- 0	0- 0		

RPI 1-25				RPI 26-50				RPI 51-100				RPI 101+				Team's RPI: 169	
RPI	S	Opponent	Score	RPI	S	Opponent	Score	RPI	S	Opponent	Score	RPI	S	Opponent	Score		
								52	H	Southern Cal i forni a	70 80	110	A	Saint Loui s	62 60		
								58	A	Gonzaga	67 77	116	H	BYU	55 67		
								65	H	Saint Mary' s (CA)	69 57	124	H	Mi ami (OH)	84 71		
												129	H	Paci fi c	75 60		
												171	H	San Di ego	54 60		
												174	A	San Franci sco	60 78		
												197	H	Eastern Mi ch.	73 64		
												211	H	UC Santa Barbara	67 61		
												212	A	SMU	60 63		
												223	H	CSUN	68 75		
												228	A	UC Ri versi de	67 59		
												269	A	Santa Cl ara	65 51		
												285	H	Ari zona	84 70		
												321	A	Portl and	63 60		
												334	A	Long Beach St.	84 69		
LAST 12 Division I GAMES:																	
				321	A	Portl and	63 60	129	H	Paci fi c	75 60						
				116	H	BYU	55 67	65	H	Saint Mary' s (CA)	69 57						
				171	H	San Di ego	54 60	212	A	SMU	60 63						
				174	A	San Franci sco	60 78	211	H	UC Santa Barbara	67 61						
				58	A	Gonzaga	67 77	223	H	CSUN	68 75						
				269	A	Santa Cl ara	65 51	52	H	Southern Cal i forni a	70 80						

Non-Div I Games: Cal St. Dom. Hills 84 52

Loyola Marymount

■ Loss, ■ Non-Conf, S Site, H Home A Away N Neutral

Average RPI Win:	210	WON-LOST	WINNING	LAST 10	STRENGTH OF	OPP. STRENGTH	TEAM	ADJ.	CONF.	ADJ CONF.
Average RPI Loss:	59	RECORD	PCT. RANK	GAMES	SCHEDULE	OF SCHEDULE	RPI	RPI	RPI	RPI
DIV. I ONLY	9- 8	155	6- 4	57	80	86	86	20	20	
DIV. I NON-CONF.	5- 6	187	2- 3	35	6	61	61	24	24	

TOTALS	RPI 1-25	RPI 26-50	W-L RECORDS	RPI 51-100	RPI 101-999	RPI 201+				
9- 8	0- 3	0- 1	OVERALL	1- 2	8- 2	5- 0				
4- 2	0- 0	0- 0	HOME	1- 0	3- 2	3- 0				
4- 6	0- 3	0- 1	AWAY	0- 2	4- 0	1- 0				
1- 0	0- 0	0- 0	NEUTRAL	0- 0	1- 0	1- 0				
5- 6	0- 3	0- 1	NON-CONFERENCE	1- 1	4- 1	2- 0				
2- 1	0- 0	0- 0	HOME	1- 0	1- 1	1- 0				
2- 5	0- 3	0- 1	AWAY	0- 1	2- 0	0- 0				
1- 0	0- 0	0- 0	NEUTRAL	0- 0	1- 0	1- 0				
4- 2	0- 0	0- 0	CONFERENCE	0- 1	4- 1	3- 0				
2- 1	0- 0	0- 0	HOME	0- 0	2- 1	2- 0				
2- 1	0- 0	0- 0	AWAY	0- 1	2- 0	1- 0				
0- 0	0- 0	0- 0	NEUTRAL	0- 0	0- 0	0- 0				

RPI 1-25				RPI 26-50				RPI 51-100				RPI 101+			
RPI	S	Opponent	Score	RPI	S	Opponent	Score	RPI	S	Opponent	Score	RPI	S	Opponent	Score
3	A	Mississippi St.	43 83	45	A	Toledo	64 65	63	A	Albany (NY)	54 68	105	A	Dartmouth	64 51
6	A	Ohio St.	70 83					64	A	Miami (FL)	70 80	108	H	Tulane	34 42
16	A	Duke	39 69					88	H	Harvard	76 51	137	A	Hartford	59 44
												168	H	Binghamton	62 66
												179	A	Boston College	61 40
												221	H	Stony Brook	64 56
												250	N	Kennesaw St.	75 39
												278	H	Bryant	70 68
												302	H	Vermont	64 55
												328	A	UMBC	64 50

LAST 12 Division I GAMES:															
137	A	Hartford	59 44	179	A	Boston College	61 40								
302	H	Vermont	64 55	16	A	Duke	39 69								
63	A	Albany (NY)	54 68	3	A	Mississippi St.	43 83								
328	A	UMBC	64 50	105	A	Dartmouth	64 51								
168	H	Binghamton	62 66	6	A	Ohio St.	70 83								
221	H	Stony Brook	64 56	45	A	Toledo	64 65								

Non-Div I Games: Maine Maritime 89 49 Me.-Fort Kent 100 40

Maine

Average RPI Win:	301	WON-LOST	WINNING	LAST 10	STRENGTH OF	OPP. STRENGTH	TEAM	ADJ.	CONF.	ADJ CONF.
Average RPI Loss:	122	RECORD	PCT. RANK	GAMES	SCHEDULE	OF SCHEDULE	RPI	RPI	RPI	RPI
DIV. I ONLY	7- 11	235	5- 5	209	246	225	225	25	25	
DIV. I NON-CONF.	3- 8	268	1- 4	76	224	205	205	25	25	

TOTALS	RPI 1-25	RPI 26-50	W-L RECORDS	RPI 51-100	RPI 101-999	RPI 201+				
7- 11	0- 1	0- 1	OVERALL	0- 4	7- 5	7- 3				
4- 3	0- 0	0- 0	HOME	0- 3	4- 0	4- 0				
2- 8	0- 1	0- 1	AWAY	0- 1	2- 5	2- 3				
1- 0	0- 0	0- 0	NEUTRAL	0- 0	1- 0	1- 0				
3- 8	0- 1	0- 1	NON-CONFERENCE	0- 3	3- 3	3- 2				
1- 2	0- 0	0- 0	HOME	0- 2	1- 0	1- 0				
1- 6	0- 1	0- 1	AWAY	0- 1	1- 3	1- 2				
1- 0	0- 0	0- 0	NEUTRAL	0- 0	1- 0	1- 0				
4- 3	0- 0	0- 0	CONFERENCE	0- 1	4- 2	4- 1				
3- 1	0- 0	0- 0	HOME	0- 1	3- 0	3- 0				
1- 2	0- 0	0- 0	AWAY	0- 0	1- 2	1- 1				
0- 0	0- 0	0- 0	NEUTRAL	0- 0	0- 0	0- 0				

RPI 1-25				RPI 26-50				RPI 51-100				RPI 101+ Team's RPI: 225			
RPI	S	Opponent	Score	RPI	S	Opponent	Score	RPI	S	Opponent	Score	RPI	S	Opponent	Score
17	A	Cal i forni a	66 87	37	A	Vi rgi ni a	47 69	56	H	Qui nni pi ac	64 80	141	A	New Hampshi re	55 68
								63	H	Al bany (NY)	56 62	189	A	Mari st	40 65
								75	H	Fordham	48 54	207	A	Ni agara	64 65
								78	A	Penn St.	46 78	221	A	Stony Brook	59 74
												251	A	LIU Brookl yn	72 38
												257	A	Sacred Heart	61 65
												279	H	St. Francis Brookl yn	57 54
												299	A	Cani si us	59 56
												299	H	Cani si us	58 39
												307	N	Coppi n St.	74 56
												336	H	I ona	67 63
												337	H	Saint Peter's	76 64
LAST 12 Di vi si on I GAMES:															
336	H	I ona	67 63	337	H	Saint Peter's	76 64								
207	A	Ni agara	64 65	37	A	Vi rgi ni a	47 69								
299	A	Cani si us	59 56	251	A	LIU Brookl yn	72 38								
189	A	Mari st	40 65	141	A	New Hampshi re	55 68								
299	H	Cani si us	58 39	63	H	Al bany (NY)	56 62								
56	H	Qui nni pi ac	64 80	78	A	Penn St.	46 78								

Non-Di v I Games:

Manhattan

Marist

M
a
r
i
s
t

Mari st

Average RPI Win:	136	WON-LOST	WINNING	LAST 10	STRENGTH OF	OPP. STRENGTH	TEAM	ADJ.	CONF.	ADJ CONF.
Average RPI Loss:	45	RECORD	PCT. RANK	GAMES	SCHEDULE	OF SCHEDULE	RPI	RPI	RPI	RPI
DIV. I ONLY	14- 6	70	8- 2	26	21	19	19	6	6	
DIV. I NON-CONF.	6- 5	153	2- 1	25	31	48	48	5	5	

TOTALS	RPI 1-25	RPI 26-50	W-L RECORDS	RPI 51-100	RPI 101-999	RPI 201+				
14- 6	0- 4	3- 0	OVERALL	4- 1	7- 1	3- 0				
9- 0	0- 0	2- 0	HOME	2- 0	5- 0	2- 0				
4- 5	0- 3	1- 0	AWAY	2- 1	1- 1	0- 0				
1- 1	0- 1	0- 0	NEUTRAL	0- 0	1- 0	1- 0				
6- 5	0- 4	0- 0	NON-CONFERENCE	1- 1	5- 0	3- 0				
4- 0	0- 0	0- 0	HOME	0- 0	4- 0	2- 0				
1- 4	0- 3	0- 0	AWAY	1- 1	0- 0	0- 0				
1- 1	0- 1	0- 0	NEUTRAL	0- 0	1- 0	1- 0				
8- 1	0- 0	3- 0	CONFERENCE	3- 0	2- 1	0- 0				
5- 0	0- 0	2- 0	HOME	2- 0	1- 0	0- 0				
3- 1	0- 0	1- 0	AWAY	1- 0	1- 1	0- 0				
0- 0	0- 0	0- 0	NEUTRAL	0- 0	0- 0	0- 0				

RPI 1-25				RPI 26-50				RPI 51-100				RPI 101+			
RPI	S	Opponent	Score	RPI	S	Opponent	Score	RPI	S	Opponent	Score	RPI	S	Opponent	Score
2	A	Notre Dame	85 91	27	A	Villanova	67 57	54	A	Creighton	92 77	152	A	Georgetown	58 85
9	N	Tennessee	99 101	28	H	DePaul	93 81	70	A	New Mexico	87 88	156	H	Xavier	88 67
13	A	Green Bay	55 63	38	H	St. John's (NY)	74 72	79	H	Butler	69 67	178	A	Providence	77 60
23	A	Michigan	76 82					92	A	Milwaukee	83 68	182	H	Wisconsin	88 65
								98	H	Seton Hall	97 84	196	H	Army West Point	83 53
												241	H	Loyola Maryland	83 63
												244	N	Montana	87 68
												292	H	Loyola Chicago	92 30

LAST 12 Division I GAMES:															
27	A	Villanova	67 57	28	H	DePaul	93 81	54	A	Creighton	92 77	152	A	Georgetown	58 85
152	A	Georgetown	58 85	98	H	Seton Hall	97 84	70	A	New Mexico	87 88	156	H	Xavier	88 67
156	H	Xavier	88 67	38	H	St. John's (NY)	74 72	79	H	Butler	69 67	178	A	Providence	77 60
79	H	Butler	69 67	2	A	Notre Dame	85 91	92	A	Milwaukee	83 68	182	H	Wisconsin	88 65
178	A	Providence	77 60	92	A	Milwaukee	83 68	98	H	Seton Hall	97 84	196	H	Army West Point	83 53
54	A	Creighton	92 77	196	H	Army West Point	83 53					241	H	Loyola Maryland	83 63

Non-Div I Games:

Marquette

Average RPI Win:	333	WON-LOST	WINNING	LAST 10	STRENGTH OF	OPP. STRENGTH	TEAM	ADJ.	CONF.	ADJ CONF.
Average RPI Loss:	174	RECORD	PCT. RANK	GAMES	SCHEDULE	OF SCHEDULE	RPI	RPI	RPI	RPI

DIV. I ONLY	4- 12	295	1- 7	318	225	327	327	18	18
DIV. I NON-CONF.	4- 7	226	2- 3	335	256	327	327	19	19
TOTALS	RPI 1-25	RPI 26-50	W-L RECORDS	RPI 51-100	RPI 101-999	RPI 201+			
4- 12	0- 0	0- 0	OVERALL	0- 3	4- 9	4- 3			
3- 6	0- 0	0- 0	HOME	0- 3	3- 3	3- 1			
1- 6	0- 0	0- 0	AWAY	0- 0	1- 6	1- 2			
0- 0	0- 0	0- 0	NEUTRAL	0- 0	0- 0	0- 0			
4- 7	0- 0	0- 0	NON-CONFERENCE	0- 2	4- 5	4- 1			
3- 4	0- 0	0- 0	HOME	0- 2	3- 2	3- 1			
1- 3	0- 0	0- 0	AWAY	0- 0	1- 3	1- 0			
0- 0	0- 0	0- 0	NEUTRAL	0- 0	0- 0	0- 0			
0- 5	0- 0	0- 0	CONFERENCE	0- 1	0- 4	0- 2			
0- 2	0- 0	0- 0	HOME	0- 1	0- 1	0- 0			
0- 3	0- 0	0- 0	AWAY	0- 0	0- 3	0- 2			
0- 0	0- 0	0- 0	NEUTRAL	0- 0	0- 0	0- 0			

RPI S Opponent	RPI S Opponent	RPI S Opponent	RPI S Opponent	Team's RPI: 327
RPI 1-25	RPI 26-50	RPI 51-100	RPI 101+	
Score	Score	Score	Score	
57 H Western Ky. 66 86	77 H Ohio 52 54	78 H Penn St. 65 80	111 A Kentucky 39 69	
			132 A Cleveland St. 76 85	
			167 H Southern Ill. 59 64	
			191 A Florida 69 74	
			194 H Louisiana Tech 65 74	
			199 A Fla. Atlantic 59 79	
			280 A FIU 54 67	
			281 H Appalachian St. 54 56	
			295 H Morgan St. 73 68	
			324 A Old Dominion 53 69	
			344 H Winthrop 70 40	
			346 A Tennessee St. 71 65	
			348 H Longwood 90 45	
LAST 12 Division I GAMES:				
57 H Western Ky. 66 86	281 H Appalachian St. 54 56			
324 A Old Dominion 53 69	191 A Florida 69 74			
194 H Louisiana Tech 65 74	295 H Morgan St. 73 68			
280 A FIU 54 67	167 H Southern Ill. 59 64			
199 A Fla. Atlantic 59 79	344 H Winthrop 70 40			
346 A Tennessee St. 71 65	111 A Kentucky 39 69			

Non-Div I Games: Ky. Christian 111 38 Alice Lloyd 96 46

Marshall

Average RPI Win:	148	WON-LOST	WINNING	LAST 10	STRENGTH OF	OPP. STRENGTH	TEAM	ADJ.	CONF.	ADJ CONF.
Average RPI Loss:	22	RECORD	PCT. RANK	GAMES	SCHEDULE	OF SCHEDULE	RPI	RPI	RPI	RPI
DIV. I ONLY	17- 3	13	1- 0	71	13	25	25	3	3	
DIV. I NON-CONF.	11- 2	23	1- 0	123	30	32	32	4	4	

TOTALS	RPI 1-25	RPI 26-50	W-L RECORDS	RPI 51-100	RPI 101-999	RPI 201+				
17- 3	1- 2	2- 1	OVERALL	5- 0	9- 0	7- 0				
10- 2	1- 1	1- 1	HOME	3- 0	5- 0	4- 0				
6- 1	0- 1	1- 0	AWAY	2- 0	3- 0	2- 0				
1- 0	0- 0	0- 0	NEUTRAL	0- 0	1- 0	1- 0				
11- 2	0- 2	1- 0	NON-CONFERENCE	3- 0	7- 0	7- 0				
6- 1	0- 1	0- 0	HOME	2- 0	4- 0	4- 0				
4- 1	0- 1	1- 0	AWAY	1- 0	2- 0	2- 0				
1- 0	0- 0	0- 0	NEUTRAL	0- 0	1- 0	1- 0				
6- 1	1- 0	1- 1	CONFERENCE	2- 0	2- 0	0- 0				
4- 1	1- 0	1- 1	HOME	1- 0	1- 0	0- 0				
2- 0	0- 0	0- 0	AWAY	1- 0	1- 0	0- 0				
0- 0	0- 0	0- 0	NEUTRAL	0- 0	0- 0	0- 0				

RPI 1-25				RPI 26-50				RPI 51-100				RPI 101+			
RPI	S	Opponent	Score	RPI	S	Opponent	Score	RPI	S	Opponent	Score	RPI	S	Opponent	Score
1	A	UConn	72 97	31	H	Iowa	80 64	63	H	Albany (NY)	91 58	166	H	Illinois	100 65
6	H	Ohio St.	99 69	37	A	Virginia	60 59	64	A	Miami (FL)	79 71	182	A	Wisconsin	71 44
22	H	South Carolina	86 94	44	H	Michigan St.	68 82	72	H	Indiana	74 70	207	H	Niagara	92 65
								78	A	Penn St.	69 65	219	A	Akron	75 54
								91	H	George Washington	80 54	239	H	Howard	111 49
												241	H	Loyola Maryland	114 45
												250	N	Kennesaw St.	89 35
												264	H	Mt. St. Mary's	97 57
												307	A	Coppin St.	113 49

LAST 12 Division I GAMES:															
64	A	Miami (FL)	79 71	78	A	Penn St.	69 65	166	H	Illinois	100 65	241	H	Loyola Maryland	114 45
6	H	Ohio St.	99 69	166	H	Illinois	100 65	307	A	Coppin St.	113 49	91	H	George Washington	80 54
72	H	Indiana	74 70	307	A	Coppin St.	113 49	264	H	Mt. St. Mary's	97 57				
44	H	Michigan St.	68 82												
182	A	Wisconsin	71 44												
31	H	Iowa	80 64												

Non-Div I Games:

Maryland

Average RPI Win:	291	WON-LOST	WINNING	LAST 10	STRENGTH OF	OPP. STRENGTH	TEAM	ADJ.	CONF.	ADJ CONF.
Average RPI Loss:	172	RECORD	PCT. RANK	GAMES	SCHEDULE	OF SCHEDULE	RPI	RPI	RPI	RPI
DIV. I ONLY	7- 10	226	3- 6	335	277	293	293	13	13	
DIV. I NON-CONF.	6- 5	153	3- 2	345	334	296	296	11	11	
<hr/>										
TOTALS	RPI 1-25	RPI 26-50	W-L RECORDS	RPI 51-100	RPI 101-999	RPI 201+				
7- 10	0- 0	0- 0	OVERALL	0- 2	7- 8	6- 3				
4- 4	0- 0	0- 0	HOME	0- 1	4- 3	3- 0				
2- 6	0- 0	0- 0	AWAY	0- 1	2- 5	2- 3				
1- 0	0- 0	0- 0	NEUTRAL	0- 0	1- 0	1- 0				
6- 5	0- 0	0- 0	NON-CONFERENCE	0- 0	6- 5	5- 2				
3- 2	0- 0	0- 0	HOME	0- 0	3- 2	2- 0				
2- 3	0- 0	0- 0	AWAY	0- 0	2- 3	2- 2				
1- 0	0- 0	0- 0	NEUTRAL	0- 0	1- 0	1- 0				
1- 5	0- 0	0- 0	CONFERENCE	0- 2	1- 3	1- 1				
1- 2	0- 0	0- 0	HOME	0- 1	1- 1	1- 0				
0- 3	0- 0	0- 0	AWAY	0- 1	0- 2	0- 1				
0- 0	0- 0	0- 0	NEUTRAL	0- 0	0- 0	0- 0				

RPI 1-25				RPI 26-50				RPI 51-100				RPI 101+				Team's RPI: 293
RPI	S	Opponent	Score	RPI	S	Opponent	Score	RPI	S	Opponent	Score	RPI	S	Opponent	Score	
								59	A	Duquesne	57 60	110	A	Saint Louis	63 64	
								75	H	Fordham	51 62	138	A	North Dakota	52 82	
												144	H	Liberty	64 61	
												163	H	Saint Joseph's	79 84	
												184	H	Northeastern	54 64	
												189	H	Marist	60 88	
												233	A	St. Bonaventure	59 69	
												261	A	North Dakota St.	70 82	
												273	H	Towson	72 49	
												282	A	Incarnate Word	64 45	
												304	H	VCU	79 75	
												310	A	UTRGV	59 67	
												337	H	Saint Peter's	81 65	
												345	N	Mississippi Val.	85 46	
												349	A	UMass Lowell	73 63	
<hr/>																
LAST 12 Division I GAMES:																
304	H	VCU	79 75	189	H	Marist	60 88									
110	A	Saint Louis	63 64	349	A	UMass Lowell	73 63									
163	H	Saint Joseph's	79 84	337	H	Saint Peter's	81 65									
233	A	St. Bonaventure	59 69	345	N	Mississippi Val.	85 46									
75	H	Fordham	51 62	310	A	UTRGV	59 67									
59	A	Duquesne	57 60	282	A	Incarnate Word	64 45									

Non-Div I Games: Me.-Fort Kent 111 45 Fisher 121 38

Massachusetts

Average RPI Win:	313	WON-LOST	WINNING	LAST 10	STRENGTH OF	OPP. STRENGTH	TEAM	ADJ.	CONF.	ADJ CONF.
Average RPI Loss:	157	RECORD	PCT. RANK	GAMES	SCHEDULE	OF SCHEDULE	RPI	RPI	RPI	RPI
DIV. I ONLY	5- 10	261	4- 6	316	192	294	294	27	27	
DIV. I NON-CONF.	1- 7	310	0- 4	133	131	291	291	26	26	

TOTALS	RPI 1-25	RPI 26-50	W-L RECORDS	RPI 51-100	RPI 101-999	RPI 201+				
5- 10	0- 2	0- 0	OVERALL	0- 0	5- 8	5- 4				
2- 5	0- 0	0- 0	HOME	0- 0	2- 5	2- 3				
3- 5	0- 2	0- 0	AWAY	0- 0	3- 3	3- 1				
0- 0	0- 0	0- 0	NEUTRAL	0- 0	0- 0	0- 0				
1- 7	0- 2	0- 0	NON-CONFERENCE	0- 0	1- 5	1- 2				
1- 2	0- 0	0- 0	HOME	0- 0	1- 2	1- 1				
0- 5	0- 2	0- 0	AWAY	0- 0	0- 3	0- 1				
0- 0	0- 0	0- 0	NEUTRAL	0- 0	0- 0	0- 0				
4- 3	0- 0	0- 0	CONFERENCE	0- 0	4- 3	4- 2				
1- 3	0- 0	0- 0	HOME	0- 0	1- 3	1- 2				
3- 0	0- 0	0- 0	AWAY	0- 0	3- 0	3- 0				
0- 0	0- 0	0- 0	NEUTRAL	0- 0	0- 0	0- 0				

RPI 1-25				RPI 26-50				RPI 51-100				RPI 101+ Team's RPI: 294			
RPI	S	Opponent	Score	RPI	S	Opponent	Score	RPI	S	Opponent	Score	RPI	S	Opponent	Score
10	A	Texas	34 100									108	H	Tulane	66 70
12	A	Baylor	34 95									119	A	Louisiana	86 98
												177	H	New Orleans	64 77
												194	A	Louisiana Tech	62 78
												212	A	SMU	59 65
												227	H	Abilene Christian	75 80
												252	H	Grambling	60 75
												255	H	Nicholls St.	54 61
												282	A	Incarate Word	66 57
												298	A	Southeastern La.	77 65
												318	H	Northwestern St.	72 67
												330	H	La.-Monroe	65 61
												335	A	Houston Baptist	86 74

LAST 12 Division I GAMES:															
335	A	Houston Baptist	86 74	282	A	Incarate Word	66 57								
298	A	Southeastern La.	77 65	212	A	SMU	59 65								
255	H	Nicholls St.	54 61	194	A	Louisiana Tech	62 78								
177	H	New Orleans	64 77	12	A	Baylor	34 95								
227	H	Abilene Christian	75 80	119	A	Louisiana	86 98								
318	H	Northwestern St.	72 67	108	H	Tulane	66 70								

Non-Div I Games: LSU-Alexandria 73 53 Louisiana Col. 84 46 Southern-N. O. 76 61

McNeese

Average RPI Win: 221

Average RPI Loss: 39

WON-LOST
RECORDWINNING
PCT. RANKLAST 10
GAMESSTRENGTH OF
SCHEDULEOPP. STRENGTH
OF SCHEDULETEAM
RPIADJ.
RPICONF.
RPIADJ CONF.
RPIDIV. I ONLY
DIV. I NON-CONF.18- 2
13- 25
2110- 0
7- 0276
250157
16680
6980
6917
1617
16

TOTALS

RPI 1-25

RPI 26-50

W-L RECORDS

RPI 51-100

RPI 101-999

RPI 201+

18- 2

0- 1

0- 0

OVERALL

3- 1

15- 0

10- 0

8- 1

0- 1

0- 0

HOME

1- 0

7- 0

6- 0

9- 0

0- 0

0- 0

AWAY

2- 0

7- 0

3- 0

1- 1

0- 0

0- 0

NEUTRAL

0- 1

1- 0

1- 0

13- 2

0- 1

0- 0

NON-CONFERENCE

3- 1

10- 0

7- 0

6- 1

0- 1

0- 0

HOME

1- 0

5- 0

4- 0

6- 0

0- 0

0- 0

AWAY

2- 0

4- 0

2- 0

1- 1

0- 0

0- 0

NEUTRAL

0- 1

1- 0

1- 0

5- 0

0- 0

0- 0

CONFERENCE

0- 0

5- 0

3- 0

2- 0

0- 0

0- 0

HOME

0- 0

2- 0

2- 0

3- 0

0- 0

0- 0

AWAY

0- 0

3- 0

1- 0

0- 0

0- 0

0- 0

NEUTRAL

0- 0

0- 0

0- 0

RPI 1-25

RPI	S	Opponent	Score
21	H	Georgia	54 72

RPI 26-50

RPI	S	Opponent	Score
-----	---	----------	-------

RPI 51-100

Team's RPI: 80

RPI	S	Opponent	Score
53	A	UCF	73 64
57	N	Western Ky.	62 67
84	A	North Carolina	97 86
91	H	George Washington	61 44

RPI 101+

RPI	S	Opponent	Score
149	H	Davidson	69 54
164	A	Furman	86 64
176	A	Samford	73 59
193	A	Charlotte	90 74
199	A	Fla. Atlantic	66 55
225	H	UNCG	80 57
239	H	Howard	70 44
247	A	Campbell	58 57
249	A	UNC Asheville	67 56
289	A	Wofford	71 46
304	N	VCU	70 54
315	H	Western Caro.	72 50
322	H	South Carolina St.	74 53
331	H	Ga. Southern	72 45
344	H	Winthrop	93 45

LAST 12 Division I GAMES:

315	H	Western Caro.	72 50	84	A	North Carolina	97 86
225	H	UNCG	80 57	239	H	Howard	70 44
176	A	Samford	73 59	322	H	South Carolina St.	74 53
164	A	Furman	86 64	344	H	Winthrop	93 45
289	A	Wofford	71 46	249	A	UNC Asheville	67 56
193	A	Charlotte	90 74	91	H	George Washington	61 44

Non-Div I Games:

Mercer

Average RPI Win:	163	WON-LOST	WINNING	LAST 10	STRENGTH OF	OPP. STRENGTH	TEAM	ADJ.	CONF.	ADJ CONF.
Average RPI Loss:	51	RECORD	PCT. RANK	GAMES	SCHEDULE	OF SCHEDULE	RPI	RPI	RPI	RPI
DIV. I ONLY	14- 6	70	7- 3	60	34	64	64	1	1	
DIV. I NON-CONF.	10- 3	51	5- 0	181	84	98	98	1	1	

TOTALS	RPI 1-25	RPI 26-50	W-L RECORDS	RPI 51-100	RPI 101-999	RPI 201+				
14- 6	2- 3	1- 1	OVERALL	1- 0	10- 2	4- 0				
10- 3	2- 1	1- 1	HOME	1- 0	6- 1	3- 0				
2- 3	0- 2	0- 0	AWAY	0- 0	2- 1	0- 0				
2- 0	0- 0	0- 0	NEUTRAL	0- 0	2- 0	1- 0				
10- 3	0- 1	1- 1	NON-CONFERENCE	1- 0	8- 1	4- 0				
8- 2	0- 1	1- 1	HOME	1- 0	6- 0	3- 0				
0- 1	0- 0	0- 0	AWAY	0- 0	0- 1	0- 0				
2- 0	0- 0	0- 0	NEUTRAL	0- 0	2- 0	1- 0				
4- 3	2- 2	0- 0	CONFERENCE	0- 0	2- 1	0- 0				
2- 1	2- 0	0- 0	HOME	0- 0	0- 1	0- 0				
2- 2	0- 2	0- 0	AWAY	0- 0	2- 0	0- 0				
0- 0	0- 0	0- 0	NEUTRAL	0- 0	0- 0	0- 0				

RPI 1-25				RPI 26-50				RPI 51-100 Team's RPI: 64				RPI 101+			
RPI	S	Opponent	Score	RPI	S	Opponent	Score	RPI	S	Opponent	Score	RPI	S	Opponent	Score
2	A	Notre Dame	76 83	38	H	St. John's (NY)	64 74	86	H	Maine	80 70	102	H	Wake Forest	50 61
4	A	Florida St.	67 105	44	H	Michigan St.	67 57					106	A	Clemson	72 60
16	H	Duke	51 48									111	H	Kentucky	65 54
24	H	Syracuse	72 67									136	A	Colorado	61 67
25	H	Maryland	71 79									167	N	Southern Ill.	75 65
												177	H	New Orleans	76 46
												179	A	Boston College	65 43
												198	H	Bethune-Cookman	85 39
												272	N	Sacramento St.	82 56
												280	H	FIU	77 69
												302	H	Vermont	73 49
												317	H	Alabama St.	79 31

LAST 12 Division I GAMES:															
179	A	Boston College	65 43	16	H	Duke	51 48	198	H	Bethune-Cookman	85 39	167	N	Southern Ill.	75 65
24	H	Syracuse	72 67					272	N	Sacramento St.	82 56				
106	A	Clemson	72 60					317	H	Alabama St.	79 31				
4	A	Florida St.	67 105					111	H	Kentucky	65 54				
102	H	Wake Forest	50 61												
2	A	Notre Dame	76 83												

Non-Div I Games:

Average RPI Win:	225	WON-LOST	WINNING	LAST 10	STRENGTH OF	OPP. STRENGTH	TEAM	ADJ.	CONF.	ADJ CONF.
Average RPI Loss:	93	RECORD	PCT. RANK	GAMES	SCHEDULE	OF SCHEDULE	RPI	RPI	RPI	RPI
DIV. I ONLY	10- 8	138	5- 5	126	186	124	124	7	7	
DIV. I NON-CONF.	8- 3	65	5- 0	242	298	94	94	8	8	

TOTALS	RPI 1-25	RPI 26-50	W-L RECORDS	RPI 51-100	RPI 101-999	RPI 201+				
10- 8	0- 1	0- 3	OVERALL	1- 1	9- 3	7- 0				
7- 2	0- 0	0- 1	HOME	0- 0	7- 1	5- 0				
2- 6	0- 1	0- 2	AWAY	1- 1	1- 2	1- 0				
1- 0	0- 0	0- 0	NEUTRAL	0- 0	1- 0	1- 0				
8- 3	0- 0	0- 1	NON-CONFERENCE	1- 0	7- 2	6- 0				
5- 0	0- 0	0- 0	HOME	0- 0	5- 0	4- 0				
2- 3	0- 0	0- 1	AWAY	1- 0	1- 2	1- 0				
1- 0	0- 0	0- 0	NEUTRAL	0- 0	1- 0	1- 0				
2- 5	0- 1	0- 2	CONFERENCE	0- 1	2- 1	1- 0				
2- 2	0- 0	0- 1	HOME	0- 0	2- 1	1- 0				
0- 3	0- 1	0- 1	AWAY	0- 1	0- 0	0- 0				
0- 0	0- 0	0- 0	NEUTRAL	0- 0	0- 0	0- 0				

RPI 1-25				RPI 26-50				RPI 51-100				RPI 101+ Team's RPI: 124			
RPI	S	Opponent	Score	RPI	S	Opponent	Score	RPI	S	Opponent	Score	RPI	S	Opponent	Score
20	A	Buffalo	67 72	35	A	Ball St.	61 86	85	A	IUPUI	96 83	135	H	Jacksonville St.	58 55
				39	H	Central Mi ch.	66 84	97	A	Western Mi ch.	70 81	143	A	Cincinnati	62 73
				47	A	Purdue	66 75					145	H	Northern Ill.	67 65
												169	A	Loyola Marymount	71 84
												197	H	Eastern Mi ch.	59 74
												202	N	Denver	69 52
												219	H	Akron	75 67
												263	H	Valparaiso	77 68
												284	A	Indiana St.	68 56
												286	H	Detroit Mercy	91 64
												299	H	Cani si us	72 47
												332	H	Florida A&M	73 33
LAST 12 Division I GAMES:															
				97	A	Western Mi ch.	70 81	145	H	Northern Ill.	67 65				
				219	H	Akron	75 67	332	H	Florida A&M	73 33				
				197	H	Eastern Mi ch.	59 74	284	A	Indiana St.	68 56				
				20	A	Buffalo	67 72	135	H	Jacksonville St.	58 55				
				39	H	Central Mi ch.	66 84	85	A	IUPUI	96 83				
				35	A	Ball St.	61 86	299	H	Cani si us	72 47				

Non-Div I Games:

Michigan					Through Games Of Jan. 23, 2018						
Average RPI	Win:	145	WON-LOST	WINNING	LAST 10	STRENGTH OF	OPP. STRENGTH	TEAM	ADJ.	CONF.	ADJ CONF.
Average RPI	Loss:	12	RECORD	PCT. RANK	GAMES	SCHEDULE	OF SCHEDULE	RPI	RPI	RPI	RPI
DIV. I ONLY			18- 4	27	8- 2	46	15	23	23	3	3
DIV. I NON-CONF.			11- 2	23	3- 0	142	53	44	44	4	4

TOTALS	RPI 1-25		RPI 26-50		W-L RECORDS	RPI 51-100		RPI 101-999		RPI 201+	
18- 4	2- 3		1- 1		OVERALL	4- 0		11- 0		5- 0	
12- 2	1- 2		1- 0		HOME	2- 0		8- 0		3- 0	
6- 2	1- 1		0- 1		AWAY	2- 0		3- 0		2- 0	
0- 0	0- 0		0- 0		NEUTRAL	0- 0		0- 0		0- 0	
11- 2	1- 2		0- 0		NON-CONFERENCE	1- 0		9- 0		5- 0	
8- 1	1- 1		0- 0		HOME	0- 0		7- 0		3- 0	
3- 1	0- 1		0- 0		AWAY	1- 0		2- 0		2- 0	
0- 0	0- 0		0- 0		NEUTRAL	0- 0		0- 0		0- 0	
7- 2	1- 1		1- 1		CONFERENCE	3- 0		2- 0		0- 0	
4- 1	0- 1		1- 0		HOME	2- 0		1- 0		0- 0	
3- 1	1- 0		0- 1		AWAY	1- 0		1- 0		0- 0	
0- 0	0- 0		0- 0		NEUTRAL	0- 0		0- 0		0- 0	

RPI 1-25 Team's RPI: 23				RPI 26-50				RPI 51-100			
RPI	S	Opponent	Score	RPI	S	Opponent	Score	RPI	S	Opponent	Score
2	H	Notre Dame	63 83	31	A	Iowa	72 82	61	A	Nebraska	69 64
6	A	Ohio St.	84 75	44	H	Michigan St.	74 48	72	H	Indiana	84 79
6	H	Ohio St.	71 78					77	A	Ohio	74 61
7	A	Louisville	49 74					78	H	Penn St.	89 69
19	H	Marquette	82 76								

RPI 101+											
104	H	George Mason	75 61								
115	H	Kent St.	54 41								
144	H	Liberty	74 50								
160	H	Oakland	78 69								
166	H	Illinois	86 42								
182	A	Wisconsin	80 57								
237	H	North Florida	79 34								
251	A	LIU Brooklyn	86 49								
286	A	Detroit Mercy	86 50								
303	H	Delaware St.	105 36								
309	H	Fort Wayne	77 45								

LAST 12 Division I GAMES:											
44	H	Michigan St.	74 48	182	A	Wisconsin	80 57				
166	H	Illinois	86 42	31	A	Iowa	72 82				
6	A	Ohio St.	84 75	78	H	Penn St.	89 69				
61	A	Nebraska	69 64	303	H	Delaware St.	105 36				
72	H	Indiana	84 79	309	H	Fort Wayne	77 45				
6	H	Ohio St.	71 78	237	H	North Florida	79 34				

Non-Div I Games:

Michigan

Average RPI Win:	162	WON-LOST	WINNING	LAST 10	STRENGTH OF	OPP. STRENGTH	TEAM	ADJ.	CONF.	ADJ CONF.
Average RPI Loss:	31	RECORD	PCT. RANK	GAMES	SCHEDULE	OF SCHEDULE	RPI	RPI	RPI	RPI

DIV. I ONLY	14- 7	81	6- 4	42	20	44	44	3	3
DIV. I NON-CONF.	10- 3	51	4- 0	89	41	39	39	4	4

TOTALS	RPI 1-25	RPI 26-50	W-L RECORDS	RPI 51-100	RPI 101-999	RPI 201+
14- 7	1- 4	1- 1	OVERALL	3- 2	9- 0	4- 0
7- 2	0- 1	0- 0	HOME	2- 1	5- 0	2- 0
5- 4	1- 2	0- 1	AWAY	1- 1	3- 0	1- 0
2- 1	0- 1	1- 0	NEUTRAL	0- 0	1- 0	1- 0
10- 3	0- 2	1- 0	NON-CONFERENCE	2- 1	7- 0	4- 0
6- 0	0- 0	0- 0	HOME	2- 0	4- 0	2- 0
2- 2	0- 1	0- 0	AWAY	0- 1	2- 0	1- 0
2- 1	0- 1	1- 0	NEUTRAL	0- 0	1- 0	1- 0
4- 4	1- 2	0- 1	CONFERENCE	1- 1	2- 0	0- 0
1- 2	0- 1	0- 0	HOME	0- 1	1- 0	0- 0
3- 2	1- 1	0- 1	AWAY	1- 0	1- 0	0- 0
0- 0	0- 0	0- 0	NEUTRAL	0- 0	0- 0	0- 0

RPI 1-25	RPI 26-50	Team's RPI: 44	RPI 51-100	RPI 101+
RPI S Opponent Score	RPI S Opponent Score		RPI S Opponent Score	RPI S Opponent Score
1 N UConn 62 96	29 N South Fla. 83 73		56 H Qui nni pi ac 74 55	127 A ETSU 83 74
2 A Notre Dame 59 90	41 A Mi nnesota 77 83		64 A Mi ami (FL) 57 67	147 H Robert Morris 100 58
14 H Rutgers 58 61			72 A Indi ana 68 46	160 H Oakland 95 63
23 A Mi chi gan 48 74			72 H Indi ana 65 69	166 A Illi noi s 67 55
25 A Maryl and 82 68			97 H Western Mi ch. 65 62	188 H Northwestern 81 51
				253 H Col. of Charleston 107 43
				286 A Detroi t Mercy 97 60
				320 H Rhode Island 82 38
				345 N Mi ssi ssi ppi Val . 83 64
LAST 12 Di vi si on I GAMES:				
23 A Mi chi gan 48 74	14 H Rutgers 58 61			
72 H Indi ana 65 69	72 A Indi ana 68 46			
166 A Illi noi s 67 55	345 N Mi ssi ssi ppi Val . 83 64			
25 A Maryl and 82 68	29 N South Fla. 83 73			
41 A Mi nnesota 77 83	56 H Qui nni pi ac 74 55			
188 H Northwestern 81 51	127 A ETSU 83 74			

Non-Di v I Games:

Michigan St.

Average RPI Win:	234	WON-LOST	WINNING	LAST 10	STRENGTH OF	OPP. STRENGTH	TEAM	ADJ.	CONF.	ADJ CONF.
Average RPI Loss:	74	RECORD	PCT. RANK	GAMES	SCHEDULE	OF SCHEDULE	RPI	RPI	RPI	RPI
DIV. I ONLY	11- 8	126	5- 5	165	133	121	121	18	18	
DIV. I NON-CONF.	8- 5	112	3- 3	252	75	124	124	19	19	

TOTALS	RPI 1-25	RPI 26-50	W-L RECORDS	RPI 51-100	RPI 101-999	RPI 201+				
11- 8	0- 1	0- 0	OVERALL	0- 4	11- 3	8- 0				
6- 2	0- 0	0- 0	HOME	0- 1	6- 1	5- 0				
4- 5	0- 1	0- 0	AWAY	0- 2	4- 2	2- 0				
1- 1	0- 0	0- 0	NEUTRAL	0- 1	1- 0	1- 0				
8- 5	0- 1	0- 0	NON-CONFERENCE	0- 2	8- 2	6- 0				
5- 0	0- 0	0- 0	HOME	0- 0	5- 0	4- 0				
2- 4	0- 1	0- 0	AWAY	0- 1	2- 2	1- 0				
1- 1	0- 0	0- 0	NEUTRAL	0- 1	1- 0	1- 0				
3- 3	0- 0	0- 0	CONFERENCE	0- 2	3- 1	2- 0				
1- 2	0- 0	0- 0	HOME	0- 1	1- 1	1- 0				
2- 1	0- 0	0- 0	AWAY	0- 1	2- 0	1- 0				
0- 0	0- 0	0- 0	NEUTRAL	0- 0	0- 0	0- 0				

RPI 1-25				RPI 26-50				RPI 51-100				RPI 101+				Team's RPI: 121
RPI	S	Opponent	Score	RPI	S	Opponent	Score	RPI	S	Opponent	Score	RPI	S	Opponent	Score	
7	A	Louisville	26 80					52	N	Southern California	57 72	103	A	Ole Miss	56 65	
								55	A	Georgia Tech	45 48	108	A	Tulane	44 62	
								57	A	Western Ky.	43 57	111	H	Kentucky	62 57	
								90	H	UAB	51 59	122	H	Southern Miss.	53 61	
												128	A	UTEP	54 45	
												131	A	Vanderbilt	65 54	
												218	H	North Texas	56 48	
												243	H	Troy	73 57	
												249	A	UNC Asheville	72 57	
												254	H	Lipscomb	72 48	
												299	N	Canisius	55 45	
												307	H	Coppin St.	69 39	
												312	A	UTSA	62 47	
												325	H	Tennessee Tech	58 44	

LAST 12 Division I GAMES:																
122	H	Southern Miss.	53 61	111	H	Kentucky	62 57									
218	H	North Texas	56 48	299	N	Canisius	55 45									
128	A	UTEP	54 45	52	N	Southern California	57 72									
312	A	UTSA	62 47	108	A	Tulane	44 62									
90	H	UAB	51 59	243	H	Troy	73 57									
57	A	Western Ky.	43 57	7	A	Louisville	26 80									

Non-Div I Games:

Middle Tenn.

Average RPI Win:	237	WON-LOST	WINNING	LAST 10	STRENGTH OF	OPP. STRENGTH	TEAM	ADJ.	CONF.	ADJ CONF.
Average RPI Loss:	59	RECORD	PCT. RANK	GAMES	SCHEDULE	OF SCHEDULE	RPI	RPI	RPI	RPI
DIV. I ONLY	15- 5	44	7- 3	266	147	92	92	11	11	
DIV. I NON-CONF.	9- 3	61	3- 1	283	158	115	115	12	12	

TOTALS	RPI 1-25	RPI 26-50	W-L RECORDS	RPI 51-100	RPI 101-999	RPI 201+				
15- 5	0- 2	0- 1	OVERALL	0- 0	15- 2	10- 0				
5- 1	0- 1	0- 0	HOME	0- 0	5- 0	4- 0				
9- 3	0- 1	0- 0	AWAY	0- 0	9- 2	5- 0				
1- 1	0- 0	0- 1	NEUTRAL	0- 0	1- 0	1- 0				
9- 3	0- 1	0- 1	NON-CONFERENCE	0- 0	9- 1	6- 0				
3- 1	0- 1	0- 0	HOME	0- 0	3- 0	3- 0				
5- 1	0- 0	0- 0	AWAY	0- 0	5- 1	2- 0				
1- 1	0- 0	0- 1	NEUTRAL	0- 0	1- 0	1- 0				
6- 2	0- 1	0- 0	CONFERENCE	0- 0	6- 1	4- 0				
2- 0	0- 0	0- 0	HOME	0- 0	2- 0	1- 0				
4- 2	0- 1	0- 0	AWAY	0- 0	4- 1	3- 0				
0- 0	0- 0	0- 0	NEUTRAL	0- 0	0- 0	0- 0				

RPI 1-25				RPI 26-50				RPI 51-100 Team's RPI: 92				RPI 101+			
RPI	S	Opponent	Score	RPI	S	Opponent	Score	RPI	S	Opponent	Score	RPI	S	Opponent	Score
13	A	Green Bay	29 52	45	N	Houston	59 74					101	A	Wright St.	51 56
19	H	Marquette	68 83									109	A	Western Ill.	77 67
												118	A	Drake	73 77
												132	H	Cleveland St.	79 72
												160	A	Oakland	74 62
												182	A	Wisconsin	67 64
												188	A	Northwestern	66 57
												223	N	CSUN	58 50
												235	H	Youngstown St.	62 61
												256	H	Illinois St.	61 59
												261	H	North Dakota St.	74 38
												262	A	Northern Ky.	52 49
												286	A	Detroit Mercy	70 61
												292	H	Loyola Chicago	63 41
												309	A	Fort Wayne	60 48
												326	A	Ill. -Chicago	76 53
												338	A	Chicago St.	84 59

LAST 12 Division I GAMES:															
286	A	Detroit Mercy	70 61	101	A	Wright St.	51 56								
160	A	Oakland	74 62	262	A	Northern Ky.	52 49								
326	A	Ill. -Chicago	76 53	338	A	Chicago St.	84 59								
235	H	Youngstown St.	62 61	19	H	Marquette	68 83								
132	H	Cleveland St.	79 72	182	A	Wisconsin	67 64								
13	A	Green Bay	29 52	309	A	Fort Wayne	60 48								

Non-Div I Games:

Milwaukee

Average RPI	Win:	162	WON-LOST	WINNING	LAST 10	STRENGTH OF	OPP. STRENGTH	TEAM	ADJ.	CONF.	ADJ CONF.
Average RPI	Loss:	67	RECORD	PCT. RANK	GAMES	SCHEDULE	OF SCHEDULE	RPI	RPI	RPI	RPI
DIV. I ONLY		16- 5		42	7- 3	102	54	41	41	3	3
DIV. I NON-CONF.		11- 2		23	3- 1	239	129	54	54	4	4

TOTALS	RPI 1-25		RPI 26-50		W-L RECORDS	RPI 51-100		RPI 101-999		RPI 201+	
16- 5	0- 2		2- 0		OVERALL	2- 2		12- 1		3- 0	
10- 1	0- 0		2- 0		HOME	0- 1		8- 0		2- 0	
5- 4	0- 2		0- 0		AWAY	2- 1		3- 1		1- 0	
1- 0	0- 0		0- 0		NEUTRAL	0- 0		1- 0		0- 0	
11- 2	0- 0		0- 0		NON-CONFERENCE	1- 1		10- 1		3- 0	
7- 0	0- 0		0- 0		HOME	0- 0		7- 0		2- 0	
3- 2	0- 0		0- 0		AWAY	1- 1		2- 1		1- 0	
1- 0	0- 0		0- 0		NEUTRAL	0- 0		1- 0		0- 0	
5- 3	0- 2		2- 0		CONFERENCE	1- 1		2- 0		0- 0	
3- 1	0- 0		2- 0		HOME	0- 1		1- 0		0- 0	
2- 2	0- 2		0- 0		AWAY	1- 0		1- 0		0- 0	
0- 0	0- 0		0- 0		NEUTRAL	0- 0		0- 0		0- 0	

RPI	S	Opponent	Score	RPI	S	Opponent	Score	Team's RPI: 41	RPI	S	Opponent	Score	RPI	S	Opponent	Score
6	A	Ohio St.	75 91	31	H	Iowa	77 72		61	H	Nebraska	74 79	102	N	Wake Forest	93 81
14	A	Rutgers	70 80	44	H	Michigan St.	83 77		78	A	Penn St.	91 71	152	A	Georgetown	73 63
									84	A	North Carolina	83 88	156	H	Xavier	74 62
									100	A	UNLV	79 72	157	H	Lehigh	107 73
													170	H	Cal Poly	112 68
													171	A	San Diego	69 72
													179	H	Boston College	78 68
													182	H	Wisconsin	90 65
													188	A	Northwestern	90 63
													197	H	Eastern Mich.	80 56
													228	H	UC Riverside	101 75
													304	H	VCU	108 63
													320	A	Rhode Island	82 60

LAST 12 Division I GAMES:																
31	H	Iowa	77 72	61	H	Nebraska	74 79		182	H	Wisconsin	90 65	228	H	UC Riverside	101 75
14	A	Rutgers	70 80	188	A	Northwestern	90 63		170	H	Cal Poly	112 68	171	A	San Diego	69 72
78	A	Penn St.	91 71	152	A	Georgetown	73 63									
44	H	Michigan St.	83 77													
6	A	Ohio St.	75 91													

Non-Div I Games:

Minnesota

Average RPI	Win:	94	WON-LOST	WINNING	LAST 10	STRENGTH OF	OPP. STRENGTH	TEAM	ADJ.	CONF.	ADJ CONF.
Average RPI	Loss:	0	RECORD	PCT. RANK	GAMES	SCHEDULE	OF SCHEDULE	RPI	RPI	RPI	RPI
DIV. I ONLY		20- 0		1	10- 0	11	23	3	3	2	2
DIV. I NON-CONF.		14- 0		1	6- 0	37	25	3	3	2	2

TOTALS	RPI 1-25		RPI 26-50		W-L RECORDS	RPI 51-100		RPI 101-999		RPI 201+	
20- 0	5- 0		4- 0		OVERALL	4- 0		7- 0		3- 0	
11- 0	1- 0		2- 0		HOME	3- 0		5- 0		2- 0	
4- 0	2- 0		1- 0		AWAY	1- 0		0- 0		0- 0	
5- 0	2- 0		1- 0		NEUTRAL	0- 0		2- 0		1- 0	
14- 0	3- 0		3- 0		NON-CONFERENCE	2- 0		6- 0		3- 0	
8- 0	1- 0		2- 0		HOME	1- 0		4- 0		2- 0	
1- 0	0- 0		0- 0		AWAY	1- 0		0- 0		0- 0	
5- 0	2- 0		1- 0		NEUTRAL	0- 0		2- 0		1- 0	
6- 0	2- 0		1- 0		CONFERENCE	2- 0		1- 0		0- 0	
3- 0	0- 0		0- 0		HOME	2- 0		1- 0		0- 0	
3- 0	2- 0		1- 0		AWAY	0- 0		0- 0		0- 0	
0- 0	0- 0		0- 0		NEUTRAL	0- 0		0- 0		0- 0	

RPI	S	Opponent	Score	RPI	S	Opponent	Score	RPI	S	Opponent	Score	RPI	S	Opponent	Score
5	H	Oregon	90 79	32	N	Arizona St.	65 57	74	H	Alabama	75 61	103	H	Ole Miss	76 45
9	A	Tennessee	71 52	36	H	Oklahoma St.	79 76	82	H	Arkansas	111 69	119	N	Louisiana	94 37
13	N	Green Bay	67 46	37	H	Virginia	68 53	86	H	Maine	83 43	122	H	Southern Miss.	91 56
21	A	Georgia	86 62	42	A	LSU	83 70	100	A	UNLV	103 63	125	H	Little Rock	86 48
24	N	Syracuse	76 65									205	N	Columbia	90 54
												308	H	Georgia St.	106 50
												345	H	Mississippi Val.	112 36

LAST 12 Division I GAMES:															
9	A	Tennessee	71 52	345	H	Mississippi Val.	112 36	24	N	Syracuse	76 65	100	A	UNLV	103 63
74	H	Alabama	75 61					86	H	Maine	83 43	5	H	Oregon	90 79
103	H	Ole Miss	76 45					125	H	Little Rock	86 48				
42	A	LSU	83 70												
82	H	Arkansas	111 69												
21	A	Georgia	86 62												

Non-Div I Games:

Mississippi St.

Average RPI Win:	0	WON-LOST	WINNING	LAST 10	STRENGTH OF	OPP. STRENGTH	TEAM	ADJ.	CONF.	ADJ CONF.
Average RPI Loss:	198	RECORD	PCT. RANK	GAMES	SCHEDULE	OF SCHEDULE	RPI	RPI	RPI	RPI
DIV. I ONLY	0- 19	345	0- 10	263	288	345	345	32	32	
DIV. I NON-CONF.	0- 12	337	0- 5	90	196	304	304	32	32	

TOTALS	RPI 1-25	RPI 26-50	W-L RECORDS	RPI 51-100	RPI 101-999	RPI 201+				
0- 19	0- 1	0- 1	OVERALL	0- 3	0- 14	0- 11				
0- 4	0- 0	0- 0	HOME	0- 0	0- 4	0- 4				
0- 10	0- 0	0- 0	AWAY	0- 0	0- 0	0- 0				
0- 5	0- 0	0- 1	NEUTRAL	0- 1	0- 3	0- 2				
0- 12	0- 1	0- 1	NON-CONFERENCE	0- 3	0- 7	0- 4				
0- 1	0- 0	0- 0	HOME	0- 0	0- 1	0- 1				
0- 6	0- 1	0- 0	AWAY	0- 2	0- 3	0- 1				
0- 5	0- 0	0- 1	NEUTRAL	0- 1	0- 3	0- 2				
0- 7	0- 0	0- 0	CONFERENCE	0- 0	0- 7	0- 7				
0- 3	0- 0	0- 0	HOME	0- 0	0- 3	0- 3				
0- 4	0- 0	0- 0	AWAY	0- 0	0- 4	0- 4				
0- 0	0- 0	0- 0	NEUTRAL	0- 0	0- 0	0- 0				

RPI 1-25				RPI 26-50				RPI 51-100				RPI 101+ Team's RPI: 345			
RPI	S	Opponent	Score	RPI	S	Opponent	Score	RPI	S	Opponent	Score	RPI	S	Opponent	Score
3	A	Mi ssi ssi ppi St.	36 112	44	N	Mi chi gan St.	64 83	57	A	Western Ky.	48 87	118	N	Drake	60 96
								60	N	Dayton	46 65	122	A	Southern Mi ss.	69 84
								90	A	UAB	72 87	136	A	Col orado	48 85
												204	H	Southern U.	54 70
												255	H	Ni chol l s St.	57 62
												259	A	Texas Southern	39 55
												274	H	Al corn	70 76
												283	A	Al abama A&M	48 65
												293	N	Massachusetts	46 85
												296	A	Prai ri e Vi ew	73 78
												300	A	Murray St.	63 64
												312	N	UTSA	55 68
												317	A	Al abama St.	41 76
												341	H	Ark. -Pi ne Bl uff	59 64

LAST 12 Di vi si on I GAMES:															
296	A	Prai ri e Vi ew	73 78	341	H	Ark. -Pi ne Bl uff	59 64								
259	A	Texas Southern	39 55	3	A	Mi ssi ssi ppi St.	36 112								
204	H	Southern U.	54 70	44	N	Mi chi gan St.	64 83								
274	H	Al corn	70 76	60	N	Dayton	46 65								
283	A	Al abama A&M	48 65	300	A	Murray St.	63 64								
317	A	Al abama St.	41 76	255	H	Ni chol l s St.	57 62								

Non-Di v I Games:

Missouri

Missouri					Through Games Of Jan. 23, 2018						
Average RPI	Win:	112	WON-LOST	WINNING	LAST 10	STRENGTH OF	OPP. STRENGTH	TEAM	ADJ.	CONF.	ADJ CONF.
Average RPI	Loss:	50	RECORD	PCT. RANK	GAMES	SCHEDULE	OF SCHEDULE	RPI	RPI	RPI	RPI
DIV. I ONLY			17- 2	8	9- 1	36	19	11	11	2	2
DIV. I NON-CONF.			12- 1	6	6- 0	62	20	11	11	2	2

TOTALS		RPI 1-25		RPI 26-50		W-L RECORDS		RPI 51-100	RPI 101-999	RPI 201+	
17- 2		2- 0		0- 1		OVERALL		5- 1	10- 0	1- 0	
8- 1		1- 0		0- 1		HOME		2- 0	5- 0	0- 0	
5- 0		1- 0		0- 0		AWAY		1- 0	3- 0	0- 0	
4- 1		0- 0		0- 0		NEUTRAL		2- 1	2- 0	1- 0	
12- 1		1- 0		0- 0		NON-CONFERENCE		3- 1	8- 0	1- 0	
6- 0		0- 0		0- 0		HOME		1- 0	5- 0	0- 0	
2- 0		1- 0		0- 0		AWAY		0- 0	1- 0	0- 0	
4- 1		0- 0		0- 0		NEUTRAL		2- 1	2- 0	1- 0	
5- 1		1- 0		0- 1		CONFERENCE		2- 0	2- 0	0- 0	
2- 1		1- 0		0- 1		HOME		1- 0	0- 0	0- 0	
3- 0		0- 0		0- 0		AWAY		1- 0	2- 0	0- 0	
0- 0		0- 0		0- 0		NEUTRAL		0- 0	0- 0	0- 0	

RPI 1-25				Team's RPI: 11				RPI 26-50				RPI 51-100				RPI 101+			
RPI	S	Opponent	Score	RPI	S	Opponent	Score	RPI	S	Opponent	Score	RPI	S	Opponent	Score	RPI	S	Opponent	Score
17	A	Cal i forni a	55 52	42	H	LSU	65 69	56	N	Qui nni pi ac	66 51	101	H	Wright St.	82 80				
22	H	South Carol i na	83 74					57	N	Western Ky.	76 79	103	A	Ole Mi ss	67 48				
								68	H	Kansas St.	73 59	110	H	Sai nt Loui s	70 58				
								72	N	I ndi ana	75 55	117	A	Missouri St.	69 59				
								74	A	Al abama	62 56	131	A	Vanderbil t	81 70				
								82	H	Arkansas	88 54	151	H	SIUE	78 48				
												156	N	Xavi er	74 48				
												166	H	Ill i noi s	72 55				
												177	H	New OrLeans	81 45				
												307	N	Coppi n St.	73 50				
LAST 12 Di vi si on I GAMES:																			
				82	H	Arkansas	88 54					166	H	Ill i noi s	72 55				
				103	A	Ole Mi ss	67 48					156	N	Xavi er	74 48				
				131	A	Vanderbil t	81 70					72	N	I ndi ana	75 55				
				22	H	South Carol i na	83 74					151	H	SIUE	78 48				
				42	H	LSU	65 69					110	H	Sai nt Loui s	70 58				
				74	A	Al abama	62 56					177	H	New OrLeans	81 45				

Non-Di v I Games:

Missouri

Missouri

Average RPI Win:	237	WON-LOST	WINNING	LAST 10	STRENGTH OF	OPP. STRENGTH	TEAM	ADJ.	CONF.	ADJ CONF.
Average RPI Loss:	80	RECORD	PCT. RANK	GAMES	SCHEDULE	OF SCHEDULE	RPI	RPI	RPI	RPI
DIV. I ONLY	10- 8	138	8- 2	124	160	117	117	24	24	
DIV. I NON-CONF.	3- 7	254	3- 1	12	61	150	150	22	22	

TOTALS	RPI 1-25	RPI 26-50	W-L RECORDS	RPI 51-100	RPI 101-999	RPI 201+				
10- 8	0- 2	0- 1	OVERALL	0- 1	10- 4	6- 0				
6- 2	0- 1	0- 0	HOME	0- 0	6- 1	2- 0				
4- 4	0- 0	0- 1	AWAY	0- 1	4- 2	4- 0				
0- 2	0- 1	0- 0	NEUTRAL	0- 0	0- 1	0- 0				
3- 7	0- 2	0- 1	NON-CONFERENCE	0- 1	3- 3	0- 0				
3- 1	0- 1	0- 0	HOME	0- 0	3- 0	0- 0				
0- 4	0- 0	0- 1	AWAY	0- 1	0- 2	0- 0				
0- 2	0- 1	0- 0	NEUTRAL	0- 0	0- 1	0- 0				
7- 1	0- 0	0- 0	CONFERENCE	0- 0	7- 1	6- 0				
3- 1	0- 0	0- 0	HOME	0- 0	3- 1	2- 0				
4- 0	0- 0	0- 0	AWAY	0- 0	4- 0	4- 0				
0- 0	0- 0	0- 0	NEUTRAL	0- 0	0- 0	0- 0				

RPI 1-25				RPI 26-50				RPI 51-100				RPI 101+				Team's RPI: 117
RPI	S	Opponent	Score	RPI	S	Opponent	Score	RPI	S	Opponent	Score	RPI	S	Opponent	Score	
11	H	Missouri	59 69	35	A	Ball St.	58 70	74	A	Alabama	61 65	113	N	Penn	60 65	
12	N	Baylor	58 100									118	H	Drake	68 80	
												125	A	Little Rock	51 63	
												153	A	Wichita St.	58 72	
												153	H	Wichita St.	94 71	
												180	H	Oral Roberts	76 66	
												188	H	Northwestern	90 59	
												192	H	UNI	62 52	
												217	A	Bradley	71 65	
												256	A	Illinois St.	56 50	
												263	H	Valparaiso	83 60	
												284	A	Indiana St.	77 63	
												292	H	Loyola Chicago	75 36	
												347	A	Evansville	95 65	

LAST 12 Division I GAMES:																
292	H	Loyola Chicago	75 36	347	A	Evansville	95 65	284	A	Indiana St.	77 63	74	A	Alabama	61 65	
263	H	Valparaiso	83 60													
217	A	Bradley	71 65													
256	A	Illinois St.	56 50													
192	H	UNI	62 52													
118	H	Drake	68 80													

Non-Div I Games: Central Mo. 62 36

Missouri St.

Average RPI Win: 301		WON-LOST RECORD	WINNING PCT. RANK	LAST 10 GAMES	STRENGTH OF SCHEDULE	OPP. STRENGTH OF SCHEDULE	TEAM RPI	ADJ. RPI	CONF. RPI	ADJ. CONF. RPI
DIV. I ONLY		5- 13	287	3- 7	214	294	287	287	25	25
DIV. I NON-CONF.		2- 9	295	0- 5	42	287	241	241	25	25
TOTALS		RPI 1-25	RPI 26-50	W-L RECORDS		RPI 51-100	RPI 101-999	RPI 201+		
5- 13	0- 0		0- 0	OVERALL		0- 5	5- 8	5- 3		
3- 6	0- 0		0- 0	HOME		0- 4	3- 2	3- 1		
1- 7	0- 0		0- 0	AWAY		0- 1	1- 6	1- 2		
1- 0	0- 0		0- 0	NEUTRAL		0- 0	1- 0	1- 0		
2- 9	0- 0		0- 0	NON-CONFERENCE		0- 4	2- 5	2- 1		
1- 4	0- 0		0- 0	HOME		0- 3	1- 1	1- 0		
0- 5	0- 0		0- 0	AWAY		0- 1	0- 4	0- 1		
1- 0	0- 0		0- 0	NEUTRAL		0- 0	1- 0	1- 0		
3- 4	0- 0		0- 0	CONFERENCE		0- 1	3- 3	3- 2		
2- 2	0- 0		0- 0	HOME		0- 1	2- 1	2- 1		
1- 2	0- 0		0- 0	AWAY		0- 0	1- 2	1- 1		
0- 0	0- 0		0- 0	NEUTRAL		0- 0	0- 0	0- 0		

[illegible]

Non-Div I Games:

Monmouth

■ Loss, ■ Non-Conf, S Site, H Home A Away N Neutral

Average RPI Win:	245	WON-LOST	WINNING	LAST 10	STRENGTH OF	OPP. STRENGTH	TEAM	ADJ.	CONF.	ADJ CONF.
Average RPI Loss:	133	RECORD	PCT. RANK	GAMES	SCHEDULE	OF SCHEDULE	RPI	RPI	RPI	RPI
DIV. I ONLY	8- 9	196	5- 4	261	164	244	244	19	19	
DIV. I NON-CONF.	3- 7	254	2- 2	184	218	280	280	15	15	

TOTALS	RPI 1-25	RPI 26-50	W-L RECORDS	RPI 51-100	RPI 101-999	RPI 201+				
8- 9	0- 1	0- 1	OVERALL	0- 2	8- 5	5- 3				
7- 3	0- 0	0- 0	HOME	0- 1	7- 2	5- 1				
1- 4	0- 0	0- 1	AWAY	0- 1	1- 2	0- 1				
0- 2	0- 1	0- 0	NEUTRAL	0- 0	0- 1	0- 1				
3- 7	0- 1	0- 0	NON-CONFERENCE	0- 2	3- 4	2- 2				
3- 3	0- 0	0- 0	HOME	0- 1	3- 2	2- 1				
0- 2	0- 0	0- 0	AWAY	0- 1	0- 1	0- 0				
0- 2	0- 1	0- 0	NEUTRAL	0- 0	0- 1	0- 1				
5- 2	0- 0	0- 1	CONFERENCE	0- 0	5- 1	3- 1				
4- 0	0- 0	0- 0	HOME	0- 0	4- 0	3- 0				
1- 2	0- 0	0- 1	AWAY	0- 0	1- 1	0- 1				
0- 0	0- 0	0- 0	NEUTRAL	0- 0	0- 0	0- 0				

RPI 1-25				RPI 26-50				RPI 51-100				RPI 101+ Team's RPI: 244			
RPI	S	Opponent	Score	RPI	S	Opponent	Score	RPI	S	Opponent	Score	RPI	S	Opponent	Score
19	N	Marquette	68 87	40	A	Northern Colo.	50 68	58	H	Gonzaga	55 70	111	H	Kentucky	54 71
								66	A	Wyomi ng	62 67	133	H	SFA	60 52
												138	A	North Dakota	54 43
												139	H	Portland St.	69 53
												185	A	Fresno St.	58 61
												209	H	Seattle U	64 78
												222	A	Montana St.	64 81
												272	H	Sacramento St.	68 59
												284	N	Indiana St.	45 57
												305	H	Southern Utah	81 71
												313	H	Cal St. Fullerton	68 47
												323	H	Northern Ariz.	70 62
												334	H	Long Beach St.	67 60

LAST 12 Division I GAMES:															
222	A	Montana St.	64 81	323	H	Northern Ariz.	70 62	209	H	Seattle U	64 78	185	A	Fresno St.	58 61
139	H	Portland St.	69 53	133	H	SFA	60 52	334	H	Long Beach St.	67 60	313	H	Cal St. Fullerton	68 47
272	H	Sacramento St.	68 59	40	A	Northern Colo.	50 68								
138	A	North Dakota	54 43												
305	H	Southern Utah	81 71												

Non-Div I Games: Rocky Mountain 54 38

Montana

Average RPI Win:	246	WON-LOST	WINNING	LAST 10	STRENGTH OF	OPP. STRENGTH	TEAM	ADJ.	CONF.	ADJ CONF.
Average RPI Loss:	139	RECORD	PCT. RANK	GAMES	SCHEDULE	OF SCHEDULE	RPI	RPI	RPI	RPI
DIV. I ONLY	8- 8	170	5- 5	290	171	222	222	19	19	
DIV. I NON-CONF.	4- 5	202	2- 3	220	244	190	190	15	15	

TOTALS	RPI 1-25	RPI 26-50	W-L RECORDS	RPI 51-100	RPI 101-999	RPI 201+				
8- 8	0- 0	0- 1	OVERALL	1- 1	7- 6	6- 2				
6- 1	0- 0	0- 0	HOME	1- 0	5- 1	4- 0				
1- 6	0- 0	0- 1	AWAY	0- 1	1- 4	1- 2				
1- 1	0- 0	0- 0	NEUTRAL	0- 0	1- 1	1- 0				
4- 5	0- 0	0- 0	NON-CONFERENCE	1- 1	3- 4	2- 2				
2- 0	0- 0	0- 0	HOME	1- 0	1- 0	0- 0				
1- 4	0- 0	0- 0	AWAY	0- 1	1- 3	1- 2				
1- 1	0- 0	0- 0	NEUTRAL	0- 0	1- 1	1- 0				
4- 3	0- 0	0- 1	CONFERENCE	0- 0	4- 2	4- 0				
4- 1	0- 0	0- 0	HOME	0- 0	4- 1	4- 0				
0- 2	0- 0	0- 1	AWAY	0- 0	0- 1	0- 0				
0- 0	0- 0	0- 0	NEUTRAL	0- 0	0- 0	0- 0				

RPI	S	Opponent	Score	RPI	S	Opponent	Score	RPI	S	Opponent	Score	RPI	S	Opponent	Score
40	A	Northern Colo.	69 82	52	A	Southern Cal i forn i a	47 98	66	H	Wyomi ng	50 46	116	A	BYU	54 75
												133	H	SFA	59 54
												138	A	North Dakota	70 79
												139	H	Portland St.	60 69
												154	N	Nevada	53 67
												236	A	Hawai i	75 81
												240	A	Omaha	53 64
												244	H	Montana	81 64
												272	H	Sacramento St.	85 50
												291	N	Utah St.	64 52
												305	H	Southern Utah	91 71
												323	H	Northern Ariz.	81 39
												334	A	Long Beach St.	62 51

Team's RPI: 222															
LAST 12 Division I GAMES:															
244	H	Montana	81 64	305	H	Southern Utah	91 71	116	A	BYU	54 75	133	H	SFA	59 54
272	H	Sacramento St.	85 50	154	N	Nevada	53 67	236	A	Hawai i	75 81	240	A	Omaha	53 64
139	H	Portland St.	60 69	291	N	Utah St.	64 52	305	H	Southern Utah	91 71	323	H	Northern Ariz.	81 39
138	A	North Dakota	70 79												
40	A	Northern Colo.	69 82												
323	H	Northern Ariz.	81 39												

Non-Div I Games: Mont. St. Billings 67 47 Providence (MT) 66 31

Montana St.

Average RPI Win:	284	WON-LOST	WINNING	LAST 10	STRENGTH OF	OPP. STRENGTH	TEAM	ADJ.	CONF.	ADJ CONF.
Average RPI Loss:	145	RECORD	PCT. RANK	GAMES	SCHEDULE	OF SCHEDULE	RPI	RPI	RPI	RPI
DIV. I ONLY	12- 7	97	6- 4	345	212	230	230	26	26	
DIV. I NON-CONF.	7- 4	102	3- 1	337	276	231	231	27	27	
<hr/>										
TOTALS	RPI 1-25	RPI 26-50	W-L RECORDS	RPI 51-100	RPI 101-999	RPI 201+				
12- 7	0- 0	0- 1	OVERALL	0- 0	12- 6	11- 2				
4- 4	0- 0	0- 0	HOME	0- 0	4- 4	3- 2				
8- 3	0- 0	0- 0	AWAY	0- 0	8- 0	8- 0				
0- 0	0- 0	0- 0	NEUTRAL	0- 0	0- 0	0- 0				
7- 4	0- 0	0- 1	NON-CONFERENCE	0- 0	7- 3	6- 2				
2- 2	0- 0	0- 0	HOME	0- 0	2- 2	1- 2				
5- 2	0- 0	0- 1	AWAY	0- 0	5- 1	5- 0				
0- 0	0- 0	0- 0	NEUTRAL	0- 0	0- 0	0- 0				
5- 3	0- 0	0- 0	CONFERENCE	0- 0	5- 3	5- 0				
2- 2	0- 0	0- 0	HOME	0- 0	2- 2	2- 0				
3- 1	0- 0	0- 0	AWAY	0- 0	3- 1	3- 0				
0- 0	0- 0	0- 0	NEUTRAL	0- 0	0- 0	0- 0				

RPI 1-25				RPI 26-50				RPI 51-100				RPI 101+ Team's RPI: 230			
RPI	S	Opponent	Score	RPI	S	Opponent	Score	RPI	S	Opponent	Score	RPI	S	Opponent	Score
				33	A	West Virginia	56 66					111	A	Kentucky	53 86
												135	A	Jacksonville St.	64 70
												135	H	Jacksonville St.	65 67
												151	H	SIUE	51 66
												167	H	Southern Ill.	85 81
												208	A	Southeast Mo. St.	59 56
												213	H	Gardner-Webb	60 68
												237	H	North Florida	56 61
												246	A	UT Martin	81 76
												254	A	Lipscomb	75 55
												272	H	Sacramento St.	75 71
												279	A	St. Francis Brooklyn	73 59
												299	A	Canisius	76 52
												325	A	Tennessee Tech	74 67
												325	H	Tennessee Tech	53 51
												338	A	Chicago St.	79 40
												342	H	Eastern Ill.	89 81
												347	A	Evansville	82 75
<hr/>															
LAST 12 Division I GAMES:															
				325	H	Tennessee Tech	53 51	135	A	Jacksonville St.	64 70				
				135	H	Jacksonville St.	65 67	325	A	Tennessee Tech	74 67				
				246	A	UT Martin	81 76	33	A	West Virginia	56 66				
				208	A	Southeast Mo. St.	59 56	279	A	St. Francis Brooklyn	73 59				
				151	H	SIUE	51 66	299	A	Canisius	76 52				
				342	H	Eastern Ill.	89 81	347	A	Evansville	82 75				

Non-Div I Games: Brescia 120 41 Ky. Christian 115 39

Morehead St.

Loss, Non-Conf, S Site, H Home A Away N Neutral

Average RPI Win: 317

Average RPI Loss: 183

WON-LOST
RECORDWINNING
PCT. RANKLAST 10
GAMESSTRENGTH OF
SCHEDULEOPP. STRENGTH
OF SCHEDULETEAM
RPIADJ.
RPICONF.
RPIADJ CONF.
RPIDIV. I ONLY
DIV. I NON-CONF.8- 10
5- 6206
1874- 6
2- 3346
274296
222295
212295
21231
3131
31

TOTALS

RPI 1-25

RPI 26-50

W-L RECORDS

RPI 51-100

RPI 101-999

RPI 201+

8- 10

0- 1

0- 2

OVERALL

0- 1

8- 6

8- 5

6- 1

0- 0

0- 0

HOME

0- 0

6- 1

6- 1

2- 8

0- 0

0- 0

AWAY

0- 0

2- 0

2- 0

0- 1

0- 0

0- 1

NEUTRAL

0- 0

0- 0

0- 0

5- 6

0- 1

0- 2

NON-CONFERENCE

0- 1

5- 2

5- 1

3- 0

0- 0

0- 0

HOME

0- 0

3- 0

3- 0

2- 5

0- 1

0- 1

AWAY

0- 1

2- 2

2- 1

0- 1

0- 0

0- 1

NEUTRAL

0- 0

0- 0

0- 0

3- 4

0- 0

0- 0

CONFERENCE

0- 0

3- 4

3- 4

3- 1

0- 0

0- 0

HOME

0- 0

3- 1

3- 1

0- 3

0- 0

0- 0

AWAY

0- 0

0- 3

0- 3

0- 0

0- 0

0- 0

NEUTRAL

0- 0

0- 0

0- 0

RPI 1-25

RPI 26-50

RPI 51-100

RPI 101+

Team's RPI: 295

RPI S Opponent Score
24 A Syracuse 68 95RPI S Opponent Score
31 N Iowa 46 90
33 A West Virginia 41 84RPI S Opponent Score
60 A Dayton 52 88RPI S Opponent Score
185 A Colorado St. 44 60
231 A N. C. A&T 60 67
264 H Mt. St. Mary's 75 67
280 H FIU 62 51
303 H Delaware St. 54 62
307 A Coppin St. 53 55
314 H UMES 63 50
316 A Central Conn. St. 61 41
327 A Marshall 68 73
332 H Florida A&M 61 56
333 A N. C. Central 57 60
340 H NJIT 55 43
343 H Savannah St. 73 67
349 A UMass Lowell 65 59

LAST 12 Division I GAMES:

303 H Delaware St.	54 62	314 H UMES	63 50
307 A Coppin St.	53 55	349 A UMass Lowell	65 59
333 A N. C. Central	57 60	185 A Colorado St.	44 60
231 A N. C. A&T	60 67	33 A West Virginia	41 84
343 H Savannah St.	73 67	327 A Marshall	68 73
332 H Florida A&M	61 56	280 H FIU	62 51

Non-Div I Games:

Cheyney

123 53

Lincoln (PA)

60 41

Morgan St.

Loss, Non-Conf, S Site, H Home A Away N Neutral

M
t
.
S
t
.
M
a
r
y
.
S

Mt. St. Mary's				Through Games Of Jan. 23, 2018						
Average RPI Win:	285	WON-LOST	WINNING	LAST 10	STRENGTH OF	OPP. STRENGTH	TEAM	ADJ.	CONF.	ADJ CONF.
Average RPI Loss:	193	RECORD	PCT. RANK	GAMES	SCHEDULE	OF SCHEDULE	RPI	RPI	RPI	RPI
DIV. I ONLY	6- 13	272	4- 6	256	301	264	264	28	28	
DIV. I NON-CONF.	3- 8	268	2- 2	241	226	265	265	28	28	

TOTALS	RPI 1-25	RPI 26-50	W-L RECORDS	RPI 51-100	RPI 101-999	RPI 201+				
6- 13	0- 2	0- 0	OVERALL	0- 0	6- 11	6- 7				
3- 3	0- 0	0- 0	HOME	0- 0	3- 3	3- 2				
3- 10	0- 0	0- 0	AWAY	0- 0	3- 0	3- 0				
0- 0	0- 0	0- 0	NEUTRAL	0- 0	0- 0	0- 0				
3- 8	0- 2	0- 0	NON-CONFERENCE	0- 0	3- 6	3- 4				
2- 1	0- 0	0- 0	HOME	0- 0	2- 1	2- 1				
1- 7	0- 2	0- 0	AWAY	0- 0	1- 5	1- 3				
0- 0	0- 0	0- 0	NEUTRAL	0- 0	0- 0	0- 0				
3- 5	0- 0	0- 0	CONFERENCE	0- 0	3- 5	3- 3				
1- 2	0- 0	0- 0	HOME	0- 0	1- 2	1- 1				
2- 3	0- 0	0- 0	AWAY	0- 0	2- 3	2- 2				
0- 0	0- 0	0- 0	NEUTRAL	0- 0	0- 0	0- 0				

RPI 1-25				RPI 26-50				RPI 51-100				RPI 101+ Team's RPI: 264			
RPI	S	Opponent	Score	RPI	S	Opponent	Score	RPI	S	Opponent	Score	RPI	S	Opponent	Score
2	A	Notre Dame	65 121									147	H	Robert Morris	68 77
25	A	Maryland	57 97									148	A	Saint Francis (PA)	88 92
												156	A	Xavier	45 66
												157	A	Lehigh	71 75
												213	H	Gardner-Webb	67 75
												241	H	Loyola Maryland	71 63
												251	A	LIU Brooklyn	48 53
												257	H	Sacred Heart	52 82
												268	H	Rider	82 78
												276	A	Fairfield	65 76
												278	A	Bryant	68 63
												279	A	St. Francis Brooklyn	73 82
												290	H	Fairleigh Dickinson	55 52
												295	A	Morgan St.	67 75
												307	A	Coppin St.	54 68
												314	A	UMES	66 63
												316	A	Central Conn. St.	68 56
LAST 12 Division I GAMES:															
				147	H	Robert Morris	68 77					278	A	Bryant	68 63
				148	A	Saint Francis (PA)	88 92					316	A	Central Conn. St.	68 56
				251	A	LIU Brooklyn	48 53					314	A	UMES	66 63
				279	A	St. Francis Brooklyn	73 82					213	H	Gardner-Webb	67 75
				290	H	Fairleigh Dickinson	55 52					268	H	Rider	82 78
				257	H	Sacred Heart	52 82					25	A	Maryland	57 97

Non-Div I Games:

Mt. St. Mary's

Average RPI Win:	308	WON-LOST	WINNING	LAST 10	STRENGTH OF	OPP. STRENGTH	TEAM	ADJ.	CONF.	ADJ CONF.
Average RPI Loss:	166	RECORD	PCT. RANK	GAMES	SCHEDULE	OF SCHEDULE	RPI	RPI	RPI	RPI
DIV. I ONLY	6- 12	261	4- 6	333	201	300	300	26	26	
DIV. I NON-CONF.	3- 7	254	2- 1	318	197	300	300	27	27	

TOTALS	RPI 1-25	RPI 26-50	W-L RECORDS	RPI 51-100	RPI 101-999	RPI 201+				
6- 12	0- 1	0- 0	OVERALL	0- 3	6- 8	6- 5				
3- 5	0- 0	0- 0	HOME	0- 1	3- 4	3- 2				
3- 7	0- 1	0- 0	AWAY	0- 2	3- 4	3- 3				
0- 0	0- 0	0- 0	NEUTRAL	0- 0	0- 0	0- 0				
3- 7	0- 1	0- 0	NON-CONFERENCE	0- 2	3- 4	3- 3				
2- 2	0- 0	0- 0	HOME	0- 1	2- 1	2- 0				
1- 5	0- 1	0- 0	AWAY	0- 1	1- 3	1- 3				
0- 0	0- 0	0- 0	NEUTRAL	0- 0	0- 0	0- 0				
3- 5	0- 0	0- 0	CONFERENCE	0- 1	3- 4	3- 2				
1- 3	0- 0	0- 0	HOME	0- 0	1- 3	1- 2				
2- 2	0- 0	0- 0	AWAY	0- 1	2- 1	2- 0				
0- 0	0- 0	0- 0	NEUTRAL	0- 0	0- 0	0- 0				

RPI 1-25				RPI 26-50				RPI 51-100				RPI 101+ Team's RPI: 300			
RPI	S	Opponent	Score	RPI	S	Opponent	Score	RPI	S	Opponent	Score	RPI	S	Opponent	Score
7	A	Louisville	51 115					74	A	Alabama	47 68	127	H	ETSU	68 96
								76	A	Belmont	65 70	135	A	Jacksonville St.	65 97
								79	H	Butler	59 88	151	H	SIUE	70 75
												208	H	Southeast Mo. St.	74 85
												225	A	UNCG	63 52
												246	H	UT Martin	80 97
												254	A	Lipscomb	64 65
												262	H	Northern Ky.	98 87
												283	A	Alabama A&M	54 71
												325	A	Tennessee Tech	72 63
												342	H	Eastern Ill.	72 61
												345	H	Mississippi Val.	64 63
												346	A	Tennessee St.	85 73
												347	A	Evansville	81 89

LAST 12 Division I GAMES:															
346	A	Tennessee St.	85 73	151	H	SIUE	70 75	342	H	Eastern Ill.	72 61				
76	A	Belmont	65 70	74	A	Alabama	47 68								
325	A	Tennessee Tech	72 63	345	H	Mississippi Val.	64 63								
135	A	Jacksonville St.	65 97	225	A	UNCG	63 52								
246	H	UT Martin	80 97	283	A	Alabama A&M	54 71								
208	H	Southeast Mo. St.	74 85												

Non-Div I Games: Bethel (TN) 81 76

Murray St.

■ Loss,
 ■ Non-Conf,
 ■ S Site,
 ■ Home
 ■ A Away
 N Neutral

Average RPI Win: 298

Average RPI Loss: 97

WON-LOST
RECORDWINNING
PCT. RANKLAST 10
GAMESSTRENGTH OF
SCHEDULEOPP. STRENGTH
OF SCHEDULETEAM
RPIADJ.
RPICONF.
RPIADJ CONF.
RPIDIV. I ONLY
DIV. I NON-CONF.8- 7
3- 7152
2546- 2
1- 4308
246158
86231
285231
28531
3131
31

TOTALS

RPI 1-25

RPI 26-50

W-L RECORDS

RPI 51-100

RPI 101-999

RPI 201+

8- 7 0- 1
5- 2 0- 1
3- 3 0- 0
0- 2 0- 00- 0
0- 0
0- 0
0- 0OVERALL
HOME
AWAY
NEUTRAL0- 4
0- 1
0- 1
0- 28- 2
5- 0
3- 2
0- 08- 1
5- 0
3- 1
0- 03- 7 0- 1
3- 2 0- 1
0- 3 0- 0
0- 2 0- 00- 0
0- 0
0- 0
0- 0NON-CONFERENCE
HOME
AWAY
NEUTRAL0- 4
0- 1
0- 1
0- 23- 2
3- 0
0- 2
0- 03- 1
3- 0
0- 1
0- 05- 0 0- 0
2- 0 0- 0
3- 0 0- 0
0- 0 0- 00- 0
0- 0
0- 0
0- 0CONFERENCE
HOME
AWAY
NEUTRAL0- 0
0- 0
0- 0
0- 05- 0
2- 0
3- 0
0- 05- 0
2- 0
3- 0
0- 0

RPI 1-25

RPI S Opponent Score
21 H Georgia 63 73

RPI 26-50

RPI S Opponent Score

RPI 51-100

RPI S Opponent Score
59 N Duquesne 60 73
77 A Ohio 65 72
81 H El on 59 90
88 N Harvard 60 64

RPI 101+

Team's RPI: 231

RPI S Opponent Score
107 A Auburn 53 63
239 A Howard 76 68
246 A UT Martin 63 76
281 H Appalachian St. 81 56
295 H Morgan St. 67 60
303 A Delaware St. 66 48
307 H Coppin St. 64 63
314 A UMES 57 45
315 H Western Caro. 68 59
331 H Ga. Southern 60 49

LAST 12 Division I GAMES:

239 A Howard	76 68	315 H Western Caro.	68 59
314 A UMES	57 45	21 H Georgia	63 73
307 H Coppin St.	64 63	246 A UT Martin	63 76
295 H Morgan St.	67 60	88 N Harvard	60 64
303 A Delaware St.	66 48	59 N Duquesne	60 73
77 A Ohio	65 72	281 H Appalachian St.	81 56

Non-Div I Games:

Saint Augustine's 94 42

St. Andrews 90 40

N. C. A&T

Average RPI Win:	313	WON-LOST	WINNING	LAST 10	STRENGTH OF	OPP. STRENGTH	TEAM	ADJ.	CONF.	ADJ CONF.
Average RPI Loss:	223	RECORD	PCT. RANK	GAMES	SCHEDULE	OF SCHEDULE	RPI	RPI	RPI	RPI
DIV. I ONLY	4- 14	300	3- 7	334	317	333	333	31	31	
DIV. I NON-CONF.	1- 11	331	0- 6	313	309	347	347	31	31	

TOTALS	RPI 1-25	RPI 26-50	W-L RECORDS	RPI 51-100	RPI 101-999	RPI 201+				
4- 14	0- 0	0- 0	OVERALL	0- 2	4- 12	4- 9				
3- 3	0- 0	0- 0	HOME	0- 1	3- 2	3- 1				
1- 11	0- 0	0- 0	AWAY	0- 1	1- 10	1- 8				
0- 0	0- 0	0- 0	NEUTRAL	0- 0	0- 0	0- 0				
1- 11	0- 0	0- 0	NON-CONFERENCE	0- 2	1- 9	1- 7				
1- 2	0- 0	0- 0	HOME	0- 1	1- 1	1- 1				
0- 9	0- 0	0- 0	AWAY	0- 1	0- 8	0- 6				
0- 0	0- 0	0- 0	NEUTRAL	0- 0	0- 0	0- 0				
3- 3	0- 0	0- 0	CONFERENCE	0- 0	3- 3	3- 2				
2- 1	0- 0	0- 0	HOME	0- 0	2- 1	2- 0				
1- 2	0- 0	0- 0	AWAY	0- 0	1- 2	1- 2				
0- 0	0- 0	0- 0	NEUTRAL	0- 0	0- 0	0- 0				

RPI 1-25				RPI 26-50				RPI 51-100				RPI 101+				Team's RPI: 333	
RPI	S	Opponent	Score	RPI	S	Opponent	Score	RPI	S	Opponent	Score	RPI	S	Opponent	Score		
								51	H	Oregon St.	44	97	162	A	Iowa St.	58	99
								81	A	Elon	50	78	185	A	Colorado St.	48	85
												195	H	Norfolk St.	60	75	
												239	A	Howard	54	69	
												242	A	East Carolina	61	73	
												247	H	Campbell	51	58	
												260	A	Presbyterian	60	69	
												271	A	Coastal Caro.	65	68	
												275	A	UNCW	63	89	
												289	A	Wofford	56	77	
												295	H	Morgan St.	60	57	
												303	A	Delaware St.	74	67	
												306	A	USC Upstate	61	66	
												307	H	Coppin St.	60	52	
												314	A	UMES	73	84	
												348	H	Longwood	87	75	

LAST 12 Division I GAMES:																	
314	A	UMES	73	84	306	A	USC Upstate	61	66	247	H	Campbell	51	58			
239	A	Howard	54	69	81	A	Elon	50	78	260	A	Presbyterian	60	69			
295	H	Morgan St.	60	57	242	A	East Carolina	61	73	195	H	Norfolk St.	60	75			
307	H	Coppin St.	60	52	162	A	Iowa St.	58	99	303	A	Delaware St.	74	67			

Non-Div I Games: Johnson & Wales (NC) 8 51

N. C. Central

N C S t a t e

N
C
S
t
a
t
e

NC State

Average RPI Win:	286	WON-LOST	WINNING	LAST 10	STRENGTH OF	OPP. STRENGTH	TEAM	ADJ.	CONF.	ADJ CONF.
Average RPI Loss:	198	RECORD	PCT. RANK	GAMES	SCHEDULE	OF SCHEDULE	RPI	RPI	RPI	RPI
DIV. I ONLY	2- 17	333	2- 7	258	335	340	340	22	22	
DIV. I NON-CONF.	1- 13	336	1- 5	286	342	345	345	21	21	

TOTALS	RPI 1-25	RPI 26-50	W-L RECORDS	RPI 51-100	RPI 101-999	RPI 201+				
2- 17	0- 0	0- 2	OVERALL	0- 0	2- 15	2- 8				
2- 8	0- 0	0- 0	HOME	0- 0	2- 8	2- 6				
0- 9	0- 0	0- 2	AWAY	0- 0	0- 7	0- 2				
0- 0	0- 0	0- 0	NEUTRAL	0- 0	0- 0	0- 0				
1- 13	0- 0	0- 1	NON-CONFERENCE	0- 0	1- 12	1- 7				
1- 6	0- 0	0- 0	HOME	0- 0	1- 6	1- 5				
0- 7	0- 0	0- 1	AWAY	0- 0	0- 6	0- 2				
0- 0	0- 0	0- 0	NEUTRAL	0- 0	0- 0	0- 0				
1- 4	0- 0	0- 1	CONFERENCE	0- 0	1- 3	1- 1				
1- 2	0- 0	0- 0	HOME	0- 0	1- 2	1- 1				
0- 2	0- 0	0- 1	AWAY	0- 0	0- 1	0- 0				
0- 0	0- 0	0- 0	NEUTRAL	0- 0	0- 0	0- 0				

RPI 1-25				RPI 26-50				RPI 51-100				RPI 101+ Team's RPI: 340			
RPI	S	Opponent	Score	RPI	S	Opponent	Score	RPI	S	Opponent	Score	RPI	S	Opponent	Score
				30	A	South Dakota St.	48 92					105	A	Dartmouth	50 81
				43	A	FGCU	66 90					113	H	Penn	38 77
												114	H	Jacksonville	58 88
												157	A	Lehigh	50 64
												168	A	Binghamton	36 67
												172	A	Stetson	55 73
												196	A	Army West Point	49 79
												237	H	North Florida	75 65
												251	H	LIU Brooklyn	49 67
												261	A	North Dakota St.	58 105
												266	H	Cornell	46 61
												268	H	Rider	64 79
												290	H	Fairleigh Dickinson	70 74
												295	A	Morgan St.	43 55
												306	H	USC Upstate	57 95
												334	H	Long Beach St.	73 57
												337	H	Saint Peter's	52 59

LAST 12 Division I GAMES:															
				237	H	North Florida	75 65					113	H	Penn	38 77
				114	H	Jacksonville	58 88					334	H	Long Beach St.	73 57
				172	A	Stetson	55 73					268	H	Rider	64 79
				43	A	FGCU	66 90					168	A	Binghamton	36 67
				306	H	USC Upstate	57 95					157	A	Lehigh	50 64
				266	H	Cornell	46 61					295	A	Morgan St.	43 55

Non-Div I Games: St. Joseph's (Brkn)106 42

NJIT

Average RPI	Win:	236	WON-LOST	WINNING	LAST 10	STRENGTH OF	OPP. STRENGTH	TEAM	ADJ.	CONF.	ADJ CONF.
Average RPI	Loss:	98	RECORD	PCT. RANK	GAMES	SCHEDULE	OF SCHEDULE	RPI	RPI	RPI	RPI
DIV. I ONLY		15- 3		20	7- 3	273	207	83	83	15	15
DIV. I NON-CONF.		9- 1		20	2- 1	297	281	76	76	18	18

TOTALS	RPI 1-25		RPI 26-50		W-L RECORDS	RPI 51-100		RPI 101-999		RPI 201+	
15- 3	0- 0		0- 0		OVERALL	0- 2		15- 1		11- 0	
10- 0	0- 0		0- 0		HOME	0- 0		10- 0		8- 0	
5- 3	0- 0		0- 0		AWAY	0- 2		5- 1		3- 0	
0- 0	0- 0		0- 0		NEUTRAL	0- 0		0- 0		0- 0	
9- 1	0- 0		0- 0		NON-CONFERENCE	0- 1		9- 0		7- 0	
6- 0	0- 0		0- 0		HOME	0- 0		6- 0		5- 0	
3- 1	0- 0		0- 0		AWAY	0- 1		3- 0		2- 0	
0- 0	0- 0		0- 0		NEUTRAL	0- 0		0- 0		0- 0	
6- 2	0- 0		0- 0		CONFERENCE	0- 1		6- 1		4- 0	
4- 0	0- 0		0- 0		HOME	0- 0		4- 0		3- 0	
2- 2	0- 0		0- 0		AWAY	0- 1		2- 1		1- 0	
0- 0	0- 0		0- 0		NEUTRAL	0- 0		0- 0		0- 0	

RPI 1-25				RPI 26-50				RPI 51-100				Team's RPI : 83				RPI 101+			
RPI	S	Opponent	Score	RPI	S	Opponent	Score	RPI	S	Opponent	Score	RPI	S	Opponent	Score	RPI	S	Opponent	Score
								67	A	American	41	46	157	A	Lehigh	63	66		
								70	A	New Mexico	87	94	159	A	Boston U.	64	59		
													189	A	Marist	77	70		
													195	H	Norfolk St.	70	51		
													196	H	Army West Point	70	44		
													220	A	Holy Cross	65	58		
													224	A	Richmond	76	56		
													233	H	St. Bonaventure	86	48		
													238	H	Lafayette	65	59		
													241	H	Loyola Maryland	73	44		
													251	A	LIU Brooklyn	79	47		
													261	H	North Dakota St.	67	54		
													268	H	Rider	63	44		
													270	H	Colgate	70	54		
													287	H	Monmouth	73	49		
													311	H	Air Force	71	64		
LAST 12 Division I GAMES:																			
159	A	Boston U.	64	59	157	A	Lehigh	63	66	241	H	Loyola Maryland	73	44					
238	H	Lafayette	65	59	251	A	LIU Brooklyn	79	47	70	A	New Mexico	87	94					
196	H	Army West Point	70	44	224	A	Richmond	76	56	287	H	Monmouth	73	49					
220	A	Holy Cross	65	58															
270	H	Colgate	70	54															
67	A	American	41	46															

Non-Div I Games: Emory & Henry 88 57

Navy

Average RPI Win:	159	WON-LOST	WINNING	LAST 10	STRENGTH OF	OPP. STRENGTH	TEAM	ADJ.	CONF.	ADJ CONF.
Average RPI Loss:	46	RECORD	PCT. RANK	GAMES	SCHEDULE	OF SCHEDULE	RPI	RPI	RPI	RPI
DIV. I ONLY	14- 6	70	7- 3	47	40	61	61	3	3	
DIV. I NON-CONF.	9- 4	82	4- 1	177	82	117	117	4	4	

TOTALS	RPI 1-25	RPI 26-50	W-L RECORDS	RPI 51-100	RPI 101-999	RPI 201+				
14- 6	1- 3	2- 0	OVERALL	1- 2	10- 1	4- 0				
6- 5	0- 2	1- 0	HOME	1- 2	4- 1	2- 0				
7- 0	1- 0	1- 0	AWAY	0- 0	5- 0	1- 0				
1- 1	0- 1	0- 0	NEUTRAL	0- 0	1- 0	1- 0				
9- 4	0- 1	0- 0	NON-CONFERENCE	1- 2	8- 1	4- 0				
5- 3	0- 0	0- 0	HOME	1- 2	4- 1	2- 0				
3- 0	0- 0	0- 0	AWAY	0- 0	3- 0	1- 0				
1- 1	0- 1	0- 0	NEUTRAL	0- 0	1- 0	1- 0				
5- 2	1- 2	2- 0	CONFERENCE	0- 0	2- 0	0- 0				
1- 2	0- 2	1- 0	HOME	0- 0	0- 0	0- 0				
4- 0	1- 0	1- 0	AWAY	0- 0	2- 0	0- 0				
0- 0	0- 0	0- 0	NEUTRAL	0- 0	0- 0	0- 0				

RPI 1-25				RPI 26-50				RPI 51-100 Team's RPI: 61				RPI 101+			
RPI	S	Opponent	Score	RPI	S	Opponent	Score	RPI	S	Opponent	Score	RPI	S	Opponent	Score
6	H	Ohio St.	61 73	31	H	Iowa	74 65	54	H	Creighton	49 64	106	H	Clemson	66 67
14	A	Rutgers	52 42	41	A	Minnesota	79 74	69	H	Washington St.	61 73	112	A	Kansas	66 49
20	N	Buffalo	72 82					82	H	Arkansas	80 69	118	A	Drake	89 84
23	H	Michigan	64 69									151	H	SIUE	62 53
												166	A	Illinois	80 72
												188	A	Northwestern	69 59
												199	H	Fla. Atlantic	86 69
												248	H	UMKC	80 60
												258	A	San Jose St.	81 55
												271	N	Coastal Caro.	55 47
												341	H	Ark.-Pine Bluff	73 52

LAST 12 Division I GAMES:															
14	A	Rutgers	52 42	6	H	Ohio St.	61 73	6	H	Ohio St.	61 73				
31	H	Iowa	74 65	69	H	Washington St.	61 73	69	H	Washington St.	61 73				
23	H	Michigan	64 69	199	H	Fla. Atlantic	86 69	199	H	Fla. Atlantic	86 69				
166	A	Illinois	80 72	258	A	San Jose St.	81 55	258	A	San Jose St.	81 55				
188	A	Northwestern	69 59	118	A	Drake	89 84	118	A	Drake	89 84				
41	A	Minnesota	79 74	112	A	Kansas	66 49	112	A	Kansas	66 49				

Non-Div I Games:

Nebraska

Average RPI Win: 226
Average RPI Loss: 106

WON-LOST
RECORD

WINNING
PCT. RANK

LAST 10
GAMES

STRENGTH OF
SCHEDULE

OPP. STRENGTH
OF SCHEDULE

TEAM
RPI

ADJ.
RPI

CONF.
RPI

ADJ CONF.
RPI

DIV. I ONLY	10- 7	121	6- 3	220	93	154	154	16	16
DIV. I NON-CONF.	6- 4	122	3- 1	150	54	133	133	17	17
TOTALS	RPI 1-25	RPI 26-50	W-L RECORDS	RPI 51-100	RPI 101-999	RPI 201+			
10- 7	0- 1	0- 0	OVERALL	0- 4	10- 2	7- 1			
7- 2	0- 1	0- 0	HOME	0- 0	7- 1	5- 0			
2- 4	0- 0	0- 0	AWAY	0- 3	2- 1	1- 1			
1- 1	0- 0	0- 0	NEUTRAL	0- 1	1- 0	1- 0			
6- 4	0- 1	0- 0	NON-CONFERENCE	0- 2	6- 1	5- 0			
4- 2	0- 1	0- 0	HOME	0- 0	4- 1	3- 0			
1- 1	0- 0	0- 0	AWAY	0- 1	1- 0	1- 0			
1- 1	0- 0	0- 0	NEUTRAL	0- 1	1- 0	1- 0			
4- 3	0- 0	0- 0	CONFERENCE	0- 2	4- 1	2- 1			
3- 0	0- 0	0- 0	HOME	0- 0	3- 0	2- 0			
1- 3	0- 0	0- 0	AWAY	0- 2	1- 1	0- 1			
0- 0	0- 0	0- 0	NEUTRAL	0- 0	0- 0	0- 0			

RPI	S	Opponent	Score	RPI	S	Opponent	Score	RPI	S	Opponent	Score	RPI	S	Opponent	Score	Team's RPI: 154
1	H	UConn	57 88					51	N	Oregon St.	49 89	139	H	Portland St.	67 55	
								62	A	Utah	61 87	185	H	Fresno St.	90 73	
								66	A	Wyoming	60 66	187	A	Boise St.	72 68	
								70	A	New Mexico	68 72	201	H	Pepperdine	72 77	
												209	A	Seattle U	74 65	
												212	H	SMU	80 72	
												222	N	Montana St.	67 53	
												258	H	San Jose St.	91 63	
												269	H	Santa Clara	52 41	
												272	H	Sacramento St.	95 68	
												291	A	Utah St.	57 79	
												311	H	Air Force	70 60	
LAST 12 Division I GAMES:																
187	A	Boise St.	72 68	185	H	Fresno St.	90 73									
258	H	San Jose St.	91 63	269	H	Santa Clara	52 41									
291	A	Utah St.	57 79	209	A	Seattle U	74 65									
311	H	Air Force	70 60	222	N	Montana St.	67 53									
66	A	Wyoming	60 66	51	N	Oregon St.	49 89									
70	A	New Mexico	68 72	1	H	UConn	57 88									

Non-Div I Games: Stanislaus St. 81 60

Nevada

Average RPI Win: 256

Average RPI Loss: 141

WON-LOST
RECORDWINNING
PCT. RANKLAST 10
GAMESSTRENGTH OF
SCHEDULEOPP. STRENGTH
OF SCHEDULETEAM
RPIADJ.
RPICONF.
RPIADJ CONF.
RPI

DIV. I ONLY	13- 5	60	8- 2	329	223	141	141	20	20
DIV. I NON-CONF.	8- 4	87	4- 2	333	173	177	177	24	24
<hr/>									
TOTALS	RPI 1-25	RPI 26-50	W-L RECORDS	RPI 51-100	RPI 101-999	RPI 201+			
13- 5	0- 0	0- 0	OVERALL	0- 1	13- 4	10- 1			
6- 0	0- 0	0- 0	HOME	0- 0	6- 0	4- 0			
6- 4	0- 0	0- 0	AWAY	0- 1	6- 3	5- 0			
1- 1	0- 0	0- 0	NEUTRAL	0- 0	1- 1	1- 1			
8- 4	0- 0	0- 0	NON-CONFERENCE	0- 0	8- 4	6- 1			
4- 0	0- 0	0- 0	HOME	0- 0	4- 0	2- 0			
3- 3	0- 0	0- 0	AWAY	0- 0	3- 3	3- 0			
1- 1	0- 0	0- 0	NEUTRAL	0- 0	1- 1	1- 1			
5- 1	0- 0	0- 0	CONFERENCE	0- 1	5- 0	4- 0			
2- 0	0- 0	0- 0	HOME	0- 0	2- 0	2- 0			
3- 1	0- 0	0- 0	AWAY	0- 1	3- 0	2- 0			
0- 0	0- 0	0- 0	NEUTRAL	0- 0	0- 0	0- 0			

RPI 1-25				RPI 26-50				RPI 51-100				RPI 101+				Team's RPI: 141
RPI	S	Opponent	Score	RPI	S	Opponent	Score	RPI	S	Opponent	Score	RPI	S	Opponent	Score	
								63	A	Albany (NY)	53 66	105	A	Dartmouth	49 57	
												156	A	Xavier	66 71	
												159	H	Boston U.	72 57	
												168	A	Binghamton	63 61	
												179	A	Boston College	55 64	
												184	H	Northeastern	65 50	
												203	N	La Salle	51 59	
												221	A	Stony Brook	51 50	
												225	H	Manhattan	68 55	
												257	A	Sacred Heart	74 47	
												266	H	Cornell	48 45	
												276	N	Fairfield	71 61	
												278	A	Bryant	74 65	
												302	A	Vermont	52 49	
												319	A	Wagner	65 53	
												328	H	UMBC	56 51	
												349	H	UMass Lowell	66 45	
<hr/>																
LAST 12 Division I GAMES:																
				221	A	Stony Brook	51 50					266	H	Cornell	48 45	
				302	A	Vermont	52 49					257	A	Sacred Heart	74 47	
				349	H	UMass Lowell	66 45					179	A	Boston College	55 64	
				168	A	Binghamton	63 61					225	H	Manhattan	68 55	
				63	A	Albany (NY)	53 66					105	A	Dartmouth	49 57	
				328	H	UMBC	56 51					184	H	Northeastern	65 50	

Non-Div I Games: Colby-Sawyer 64 40

New Hampshire

■ Loss,
 ■ Non-Conf,
 ■ S Site,
 ■ Home
 ■ Away
 N Neutral

Average RPI Win:	170	WON-LOST	WINNING	LAST 10	STRENGTH OF	OPP. STRENGTH	TEAM	ADJ.	CONF.	ADJ CONF.
Average RPI Loss:	137	RECORD	PCT. RANK	GAMES	SCHEDULE	OF SCHEDULE	RPI	RPI	RPI	RPI
DIV. I ONLY	15- 5	44	5- 5	128	119	70	70	16	16	
DIV. I NON-CONF.	11- 1	13	3- 1	66	106	14	14	17	17	

TOTALS	RPI 1-25	RPI 26-50	W-L RECORDS	RPI 51-100	RPI 101-999	RPI 201+				
15- 5	1- 0	0- 1	OVERALL	2- 2	12- 2	4- 2				
12- 1	1- 0	0- 0	HOME	2- 1	9- 0	2- 0				
3- 4	0- 0	0- 1	AWAY	0- 1	3- 2	2- 2				
0- 0	0- 0	0- 0	NEUTRAL	0- 0	0- 0	0- 0				
11- 1	1- 0	0- 1	NON-CONFERENCE	2- 0	8- 0	3- 0				
9- 0	1- 0	0- 0	HOME	2- 0	6- 0	2- 0				
2- 1	0- 0	0- 1	AWAY	0- 0	2- 0	1- 0				
0- 0	0- 0	0- 0	NEUTRAL	0- 0	0- 0	0- 0				
4- 4	0- 0	0- 0	CONFERENCE	0- 2	4- 2	1- 2				
3- 1	0- 0	0- 0	HOME	0- 1	3- 0	0- 0				
1- 3	0- 0	0- 0	AWAY	0- 1	1- 2	1- 2				
0- 0	0- 0	0- 0	NEUTRAL	0- 0	0- 0	0- 0				

RPI 1-25				RPI 26-50				RPI 51-100				RPI 101+			
RPI	S	Opponent	Score	RPI	S	Opponent	Score	RPI	S	Opponent	Score	RPI	S	Opponent	Score
19	H	Marquette	88 87	34	A	Oklahoma	63 105	66	A	Wyoming	55 66	128	A	UTEP	59 35
								83	H	Navy	94 87	150	H	Lamar University	90 58
								97	H	Western Mich.	88 76	153	H	Wichita St.	76 62
								100	H	UNLV	66 68	154	H	Nevada	72 68
												166	H	Illinois	97 68
												185	H	Fresno St.	88 75
												187	H	Boise St.	100 83
												190	H	UC Irvine	83 61
												229	A	San Diego St.	89 97
												232	H	Texas Tech	90 56
												245	A	New Mexico St.	101 93
												245	H	New Mexico St.	86 75
												258	A	San Jose St.	86 95
												311	A	Air Force	88 59
LAST 12 Division I GAMES:															
229	A	San Diego St.	89 97	154	H	Nevada	72 68	311	A	Air Force	88 59	150	H	Lamar University	90 58
100	H	UNLV	66 68	83	H	Navy	94 87	34	A	Oklahoma	63 105	245	H	New Mexico St.	86 75
185	H	Fresno St.	88 75	66	A	Wyoming	55 66	83	H	Navy	94 87	258	A	San Jose St.	86 95
66	A	Wyoming	55 66	100	H	UNLV	66 68	232	H	Texas Tech	90 56	311	A	Air Force	88 59
258	A	San Jose St.	86 95	187	H	Boise St.	100 83								

Non-Div I Games: Northern N.M. 107 66

New Mexico

Average RPI Win:	264	WON-LOST	WINNING	LAST 10	STRENGTH OF	OPP. STRENGTH	TEAM	ADJ.	CONF.	ADJ CONF.
Average RPI Loss:	163	RECORD	PCT. RANK	GAMES	SCHEDULE	OF SCHEDULE	RPI	RPI	RPI	RPI
DIV. I ONLY	8- 9	196	6- 3	281	279	245	245	30	30	
DIV. I NON-CONF.	4- 8	239	3- 3	226	225	259	259	30	30	

TOTALS	RPI 1-25	RPI 26-50	W-L RECORDS	RPI 51-100	RPI 101-999	RPI 201+				
8- 9	0- 0	0- 0	OVERALL	0- 4	8- 5	6- 4				
5- 3	0- 0	0- 0	HOME	0- 2	5- 1	4- 1				
3- 3	0- 0	0- 0	AWAY	0- 1	3- 2	2- 2				
0- 3	0- 0	0- 0	NEUTRAL	0- 1	0- 2	0- 1				
4- 8	0- 0	0- 0	NON-CONFERENCE	0- 4	4- 4	2- 3				
2- 3	0- 0	0- 0	HOME	0- 2	2- 1	1- 1				
2- 2	0- 0	0- 0	AWAY	0- 1	2- 1	1- 1				
0- 3	0- 0	0- 0	NEUTRAL	0- 1	0- 2	0- 1				
4- 1	0- 0	0- 0	CONFERENCE	0- 0	4- 1	4- 1				
3- 0	0- 0	0- 0	HOME	0- 0	3- 0	3- 0				
1- 1	0- 0	0- 0	AWAY	0- 0	1- 1	1- 1				
0- 0	0- 0	0- 0	NEUTRAL	0- 0	0- 0	0- 0				

RPI 1-25				RPI 26-50				RPI 51-100				RPI 101+				Team's RPI: 245
RPI	S	Opponent	Score	RPI	S	Opponent	Score	RPI	S	Opponent	Score	RPI	S	Opponent	Score	
								70	A	New Mexico	75 86	128	H	UTEP	76 68	
								70	H	New Mexico	93 101	184	N	Northeastern	64 65	
								82	N	Arkansas	60 69	201	A	Pepperdine	86 64	
								97	H	Western Mich.	55 64	209	A	Seattle U	59 69	
												211	H	UC Santa Barbara	47 77	
												259	N	Texas Southern	50 66	
												265	H	CSU Bakersfield	56 48	
												267	H	A&M-Corpus Christi	70 61	
												277	H	Grand Canyon	64 60	
												285	A	Arizona	44 83	
												301	A	Utah Valley	82 72	
												334	A	Long Beach St.	72 63	
												338	H	Chicago St.	74 59	

LAST 12 Division I GAMES:																
301	A	Utah Valley	82 72	334	A	Long Beach St.	72 63									
209	A	Seattle U	59 69	184	N	Northeastern	64 65									
265	H	CSU Bakersfield	56 48	201	A	Pepperdine	86 64									
277	H	Grand Canyon	64 60	285	A	Arizona	44 83									
338	H	Chicago St.	74 59	128	H	UTEP	76 68									
211	H	UC Santa Barbara	47 77	70	H	New Mexico	93 101									

Non-Div I Games: Tex. Permian Basin 85 58 Western N.M. 89 60

New Mexico St.

Average RPI Win:	261	WON-LOST	WINNING	LAST 10	STRENGTH OF	OPP. STRENGTH	TEAM	ADJ.	CONF.	ADJ CONF.
Average RPI Loss:	109	RECORD	PCT. RANK	GAMES	SCHEDULE	OF SCHEDULE	RPI	RPI	RPI	RPI
DIV. I ONLY	8- 10	206	7- 3	132	247	177	177	27	27	
DIV. I NON-CONF.	3- 7	254	2- 1	54	144	188	188	26	26	

TOTALS	RPI 1-25	RPI 26-50	W-L RECORDS	RPI 51-100	RPI 101-999	RPI 201+				
8- 10	0- 1	0- 1	OVERALL	1- 2	7- 6	7- 1				
5- 3	0- 0	0- 1	HOME	0- 0	5- 2	5- 0				
3- 7	0- 0	0- 0	AWAY	1- 0	2- 1	2- 0				
0- 0	0- 0	0- 0	NEUTRAL	0- 0	0- 0	0- 0				
3- 7	0- 1	0- 1	NON-CONFERENCE	0- 2	3- 3	3- 0				
2- 2	0- 0	0- 1	HOME	0- 0	2- 1	2- 0				
1- 5	0- 1	0- 0	AWAY	0- 2	1- 2	1- 0				
0- 0	0- 0	0- 0	NEUTRAL	0- 0	0- 0	0- 0				
5- 3	0- 0	0- 0	CONFERENCE	1- 0	4- 3	4- 1				
3- 1	0- 0	0- 0	HOME	0- 0	3- 1	3- 0				
2- 2	0- 0	0- 0	AWAY	1- 0	1- 2	1- 1				
0- 0	0- 0	0- 0	NEUTRAL	0- 0	0- 0	0- 0				

RPI 1-25				RPI 26-50				RPI 51-100				RPI 101+ Team's RPI: 177			
RPI	S	Opponent	Score	RPI	S	Opponent	Score	RPI	S	Opponent	Score	RPI	S	Opponent	Score
11	A	Missouri	45 81	45	H	Houston	66 78	64	A	Miami (FL)	46 76	108	A	Tulane	56 79
								93	A	South Ala.	45 67	119	A	Louisiana	57 66
								94	A	Central Ark.	52 48	133	H	SFA	67 74
												135	H	Jacksonville St.	54 59
												150	A	Lamar University	77 100
												223	H	CSUN	76 73
												227	A	Abilene Christian	70 80
												259	H	Texas Southern	72 69
												267	H	A&M-Corpus Christi	66 49
												282	H	Incarnate Word	52 50
												294	A	McNeese	77 64
												330	A	La.-Monroe	89 51
												335	H	Houston Baptist	70 52
LAST 12 Division I GAMES:															
282	H	Incarnate Word	52 50	335	H	Houston Baptist	70 52	227	A	Abilene Christian	70 80				
94	A	Central Ark.	52 48	259	H	Texas Southern	72 69	330	A	La.-Monroe	89 51				
267	H	A&M-Corpus Christi	66 49	108	A	Tulane	56 79	11	A	Missouri	45 81				
133	H	SFA	67 74												
294	A	McNeese	77 64												
150	A	Lamar University	77 100												

Non-Div I Games: Xavier (LA) 85 50

New Orleans

Average RPI Win:	223	WON-LOST	WINNING	LAST 10	STRENGTH OF	OPP. STRENGTH	TEAM	ADJ.	CONF.	ADJ CONF.
Average RPI Loss:	147	RECORD	PCT. RANK	GAMES	SCHEDULE	OF SCHEDULE	RPI	RPI	RPI	RPI
DIV. I ONLY	8- 11	221	7- 3	166	202	207	207	25	25	
DIV. I NON-CONF.	3- 8	268	2- 2	60	141	199	199	25	25	

TOTALS	RPI 1-25	RPI 26-50	W-L RECORDS	RPI 51-100	RPI 101-999	RPI 201+				
8- 11	1- 1	0- 1	OVERALL	0- 1	7- 8	4- 3				
4- 3	1- 0	0- 1	HOME	0- 0	3- 2	2- 0				
3- 7	0- 1	0- 0	AWAY	0- 1	3- 5	2- 3				
1- 1	0- 0	0- 0	NEUTRAL	0- 0	1- 1	0- 0				
3- 8	1- 1	0- 1	NON-CONFERENCE	0- 0	2- 6	1- 1				
1- 3	1- 0	0- 1	HOME	0- 0	0- 2	0- 0				
1- 4	0- 1	0- 0	AWAY	0- 0	1- 3	1- 1				
1- 1	0- 0	0- 0	NEUTRAL	0- 0	1- 1	0- 0				
5- 3	0- 0	0- 0	CONFERENCE	0- 1	5- 2	3- 2				
3- 0	0- 0	0- 0	HOME	0- 0	3- 0	2- 0				
2- 3	0- 0	0- 0	AWAY	0- 1	2- 2	1- 2				
0- 0	0- 0	0- 0	NEUTRAL	0- 0	0- 0	0- 0				

RPI	S	Opponent	Score	RPI	S	Opponent	Score	RPI	S	Opponent	Score	RPI	S	Opponent	Score	Team's RPI: 207
20	H	Buffalo	75 62	49	H	Drexel	65 66	56	A	Quinnipiac	61 77	119	N	Louisiana	52 68	
25	A	Maryland	65 92									132	H	Cleveland St.	61 70	
												137	A	Hartford	65 83	
												160	A	Oakland	59 67	
												163	H	Saint Joseph's	69 93	
												194	N	Louisiana Tech	73 67	
												200	A	Siena	73 68	
												200	H	Siena	65 50	
												225	H	Manhattan	65 64	
												233	A	St. Bonaventure	58 76	
												268	A	Rider	58 65	
												270	A	Colgate	81 44	
												276	A	Fairfield	53 59	
												336	H	Iona	73 59	
												337	A	Saint Peter's	87 52	

LAST 12 Division I GAMES:																
337	A	Saint Peter's	87 52	276	A	Fairfield	53 59									
268	A	Rider	58 65	336	H	Iona	73 59									
200	H	Siena	65 50	270	A	Colgate	81 44									
225	H	Manhattan	65 64	20	H	Buffalo	75 62									
200	A	Siena	73 68	49	H	Drexel	65 66									
56	A	Quinnipiac	61 77	137	A	Hartford	65 83									

Non-Div I Games:

Niagara

Average RPI Win:	318	WON-LOST	WINNING	LAST 10	STRENGTH OF	OPP. STRENGTH	TEAM	ADJ.	CONF.	ADJ CONF.
Average RPI Loss:	154	RECORD	PCT. RANK	GAMES	SCHEDULE	OF SCHEDULE	RPI	RPI	RPI	RPI
DIV. I ONLY	5- 10	261	4- 6	275	318	255	255	27	27	
DIV. I NON-CONF.	2- 6	280	2- 2	147	291	236	236	26	26	

TOTALS	RPI 1-25	RPI 26-50	W-L RECORDS	RPI 51-100	RPI 101-999	RPI 201+				
5- 10	0- 1	0- 1	OVERALL	0- 1	5- 7	5- 4				
0- 4	0- 1	0- 0	HOME	0- 1	0- 2	0- 0				
5- 5	0- 0	0- 1	AWAY	0- 0	5- 4	5- 3				
0- 1	0- 0	0- 0	NEUTRAL	0- 0	0- 1	0- 1				
2- 6	0- 1	0- 1	NON-CONFERENCE	0- 0	2- 4	2- 2				
0- 2	0- 1	0- 0	HOME	0- 0	0- 1	0- 0				
2- 3	0- 0	0- 1	AWAY	0- 0	2- 2	2- 1				
0- 1	0- 0	0- 0	NEUTRAL	0- 0	0- 1	0- 1				
3- 4	0- 0	0- 0	CONFERENCE	0- 1	3- 3	3- 2				
0- 2	0- 0	0- 0	HOME	0- 1	0- 1	0- 0				
3- 2	0- 0	0- 0	AWAY	0- 0	3- 2	3- 2				
0- 0	0- 0	0- 0	NEUTRAL	0- 0	0- 0	0- 0				

RPI 1-25				RPI 26-50				RPI 51-100				RPI 101+				Team's RPI: 255
RPI	S	Opponent	Score	RPI	S	Opponent	Score	RPI	S	Opponent	Score	RPI	S	Opponent	Score	
12	H	Bayl or	43 85	42	A	LSU	50 65	94	H	Central Ark.	48 69	114	H	Jacksonville	61 69	
												133	H	SFA	73 86	
												162	A	Iowa St.	47 75	
												212	A	SMU	61 68	
												217	N	Bradley	65 75	
												267	A	A&M-Corpus Christi	55 76	
												282	A	Incarate Word	62 64	
												294	A	McNeese	61 54	
												297	A	Jackson St.	90 64	
												318	A	Northwestern St.	79 63	
												335	A	Houston Baptist	73 61	
												345	A	Mi ssi ssi ppi Val .	62 57	

LAST 12 Division I GAMES:																
267	A	A&M-Corpus Christi	55 76	318	A	Northwestern St.	79 63									
94	H	Central Ark.	48 69	162	A	Iowa St.	47 75									
294	A	McNeese	61 54	12	H	Bayl or	43 85									
335	A	Houston Baptist	73 61	345	A	Mi ssi ssi ppi Val .	62 57									
133	H	SFA	73 86	297	A	Jackson St.	90 64									
282	A	Incarate Word	62 64	217	N	Bradley	65 75									

Non-Div I Games: Spring Hill 78 70 Evangel 72 55 Southern-N. O. 83 45

Nicholls St.

Average RPI Win:	284	WON-LOST	WINNING	LAST 10	STRENGTH OF	OPP. STRENGTH	TEAM	ADJ.	CONF.	ADJ CONF.
Average RPI Loss:	163	RECORD	PCT. RANK	GAMES	SCHEDULE	OF SCHEDULE	RPI	RPI	RPI	RPI
DIV. I ONLY	11- 5	76	9- 1	324	345	195	195	31	31	
DIV. I NON-CONF.	7- 5	132	6- 2	263	336	189	189	31	31	

TOTALS	RPI 1-25	RPI 26-50	W-L RECORDS	RPI 51-100	RPI 101-999	RPI 201+				
11- 5	0- 0	0- 0	OVERALL	0- 1	11- 4	10- 2				
3- 2	0- 0	0- 0	HOME	0- 0	3- 2	3- 1				
7- 2	0- 0	0- 0	AWAY	0- 1	7- 1	6- 1				
1- 1	0- 0	0- 0	NEUTRAL	0- 0	1- 1	1- 0				
7- 5	0- 0	0- 0	NON-CONFERENCE	0- 1	7- 4	6- 2				
2- 2	0- 0	0- 0	HOME	0- 0	2- 2	2- 1				
4- 2	0- 0	0- 0	AWAY	0- 1	4- 1	3- 1				
1- 1	0- 0	0- 0	NEUTRAL	0- 0	1- 1	1- 0				
4- 0	0- 0	0- 0	CONFERENCE	0- 0	4- 0	4- 0				
1- 0	0- 0	0- 0	HOME	0- 0	1- 0	1- 0				
3- 0	0- 0	0- 0	AWAY	0- 0	3- 0	3- 0				
0- 0	0- 0	0- 0	NEUTRAL	0- 0	0- 0	0- 0				

RPI 1-25				RPI 26-50				RPI 51-100				RPI 101+ Team's RPI: 195					
RPI	S	Opponent	Score	RPI	S	Opponent	Score	RPI	S	Opponent	Score	RPI	S	Opponent	Score		
								83	A	Navy	51	70	120	H	High Point	56	59
													130	N	Bowling Green	50	59
													146	A	William & Mary	80	74
													225	H	UNCG	64	63
													241	H	Loyola Maryland	58	61
													242	A	East Carolina	46	51
													247	A	Campbell	53	27
													273	H	Towson	86	76
													279	N	St. Francis Brooklyn	52	51
													304	A	VCU	66	52
													307	H	Coppin St.	71	57
													322	A	South Carolina St.	71	67
													333	A	N.C. Central	75	60
													343	A	Savannah St.	78	58
													348	A	Longwood	64	45

LAST 12 Division I GAMES:																	
343	A	Savannah St.	78	58	247	A	Campbell	53	27	225	H	UNCG	64	63			
322	A	South Carolina St.	71	67	273	H	Towson	86	76	242	A	East Carolina	46	51			
333	A	N.C. Central	75	60	120	H	High Point	56	59	130	N	Bowling Green	50	59			
307	H	Coppin St.	71	57	279	N	St. Francis Brooklyn	52	51	304	A	VCU	66	52			
348	A	Longwood	64	45						307	H	Coppin St.	71	57			
146	A	William & Mary	80	74						322	A	South Carolina St.	71	67			

Non-Div I Games:

Norfolk St.

Average RPI Win:	162	WON-LOST	WINNING	LAST 10	STRENGTH OF	OPP. STRENGTH	TEAM	ADJ.	CONF.	ADJ CONF.
Average RPI Loss:	93	RECORD	PCT. RANK	GAMES	SCHEDULE	OF SCHEDULE	RPI	RPI	RPI	RPI
DIV. I ONLY	14- 6	70	6- 4	56	101	84	84	1	1	
DIV. I NON-CONF.	10- 3	51	4- 1	106	252	101	101	1	1	

TOTALS	RPI 1-25	RPI 26-50	W-L RECORDS	RPI 51-100	RPI 101-999	RPI 201+				
14- 6	1- 2	1- 0	OVERALL	0- 2	12- 2	5- 0				
11- 4	1- 1	1- 0	HOME	0- 2	9- 1	4- 0				
1- 2	0- 1	0- 0	AWAY	0- 0	1- 1	0- 0				
2- 0	0- 0	0- 0	NEUTRAL	0- 0	2- 0	1- 0				
10- 3	0- 0	1- 0	NON-CONFERENCE	0- 2	9- 1	5- 0				
8- 3	0- 0	1- 0	HOME	0- 2	7- 1	4- 0				
0- 0	0- 0	0- 0	AWAY	0- 0	0- 0	0- 0				
2- 0	0- 0	0- 0	NEUTRAL	0- 0	2- 0	1- 0				
4- 3	1- 2	0- 0	CONFERENCE	0- 0	3- 1	0- 0				
3- 1	1- 1	0- 0	HOME	0- 0	2- 0	0- 0				
1- 2	0- 1	0- 0	AWAY	0- 0	1- 1	0- 0				
0- 0	0- 0	0- 0	NEUTRAL	0- 0	0- 0	0- 0				

RPI 1-25				RPI 26-50				RPI 51-100 Team's RPI: 84				RPI 101+			
RPI	S	Opponent	Score	RPI	S	Opponent	Score	RPI	S	Opponent	Score	RPI	S	Opponent	Score
4	A	Florida St.	65 103	41	H	Minnesota	88 83	80	H	Mercer	86 97	102	A	Wake Forest	79 76
16	H	Duke	92 86					93	H	South Ala.	84 85	106	H	Clemson	59 52
18	H	NC State	53 66									134	N	Washington	90 78
												136	H	Colorado	87 80
												137	H	Hartford	90 70
												155	H	Pittsburgh	68 67
												164	H	Furman	84 56
												179	A	Boston College	64 77
												183	H	Hampton	66 70
												205	H	Radford	79 46
												252	N	Grambling	79 63
												260	H	Presbyterian	91 56
												275	H	UNCW	86 60
												281	H	Appalachian St.	56 43

LAST 12 Division I GAMES:															
16	H	Duke	92 86	4	A	Florida St.	65 103	252	N	Grambling	79 63	134	N	Washington	90 78
18	H	NC State	53 66	80	H	Mercer	86 97	164	H	Furman	84 56	136	H	Colorado	87 80
102	A	Wake Forest	79 76	260	H	Presbyterian	91 56	155	H	Pittsburgh	68 67	137	H	Hartford	90 70
106	H	Clemson	59 52					179	A	Boston College	64 77	155	H	Pittsburgh	68 67
155	H	Pittsburgh	68 67					183	H	Hampton	66 70	164	H	Furman	84 56
179	A	Boston College	64 77					205	H	Radford	79 46	179	A	Boston College	64 77

Non-Div I Games:

North Carolina

Average RPI	Win:	210	WON-LOST	WINNING	LAST 10	STRENGTH OF	OPP. STRENGTH	TEAM	ADJ.	CONF.	ADJ CONF.
Average RPI	Loss:	127	RECORD	PCT. RANK	GAMES	SCHEDULE	OF SCHEDULE	RPI	RPI	RPI	RPI
DIV. I ONLY		7- 9		215	2- 6	70	236	138	138	19	19
DIV. I NON-CONF.		5- 4		146	1- 2	71	211	73	73	15	15
<hr/>											
TOTALS	RPI 1-25		RPI 26-50		W-L RECORDS	RPI 51-100		RPI 101-999		RPI 201+	
7- 9	0- 1		1- 1		OVERALL	0- 2		6- 5		4- 3	
5- 1	0- 0		1- 0		HOME	0- 0		4- 1		3- 1	
1- 8	0- 1		0- 1		AWAY	0- 2		1- 4		1- 2	
1- 0	0- 0		0- 0		NEUTRAL	0- 0		1- 0		0- 0	
5- 4	0- 1		0- 1		NON-CONFERENCE	0- 2		5- 0		3- 0	
3- 0	0- 0		0- 0		HOME	0- 0		3- 0		2- 0	
1- 4	0- 1		0- 1		AWAY	0- 2		1- 0		1- 0	
1- 0	0- 0		0- 0		NEUTRAL	0- 0		1- 0		0- 0	
2- 5	0- 0		1- 0		CONFERENCE	0- 0		1- 5		1- 3	
2- 1	0- 0		1- 0		HOME	0- 0		1- 1		1- 1	
0- 4	0- 0		0- 0		AWAY	0- 0		0- 4		0- 2	
0- 0	0- 0		0- 0		NEUTRAL	0- 0		0- 0		0- 0	

RPI 1-25				RPI 26-50				RPI 51-100				RPI 101+ Team's RPI: 138			
RPI	S	Opponent	Score	RPI	S	Opponent	Score	RPI	S	Opponent	Score	RPI	S	Opponent	Score
12	A	Baylor	43 105	30	A	South Dakota St.	52 66	51	A	Oregon St.	55 65	140	A	Idaho St.	46 57
				40	H	Northern Colo.	78 70	95	A	South Dakota	71 76	142	A	Weber St.	69 80
												150	N	Lamar University	73 70
												192	H	UNI	80 72
												210	A	Eastern Wash.	70 74
												215	A	Idaho	75 80
												222	H	Montana St.	79 70
												244	H	Montana	43 54
												261	H	North Dakota St.	79 68
												293	H	Massachusetts	82 52
												312	A	UTSA	60 47
<hr/>															
LAST 12 Division I GAMES:															
				40	H	Northern Colo.	78 70	215	A	Idaho	75 80				
				142	A	Weber St.	69 80	95	A	South Dakota	71 76				
				140	A	Idaho St.	46 57	261	H	North Dakota St.	79 68				
				222	H	Montana St.	79 70	12	A	Baylor	43 105				
				244	H	Montana	43 54	192	H	UNI	80 72				
				210	A	Eastern Wash.	70 74	312	A	UTSA	60 47				

Non-Div I Games: Mayville St. 82 54 Southwest Minn. St. 85 62

North Dakota

Average RPI Win:	310	WON-LOST	WINNING	LAST 10	STRENGTH OF	OPP. STRENGTH	TEAM	ADJ.	CONF.	ADJ CONF.
Average RPI Loss:	139	RECORD	PCT. RANK	GAMES	SCHEDULE	OF SCHEDULE	RPI	RPI	RPI	RPI
DIV. I ONLY	5- 11	276	2- 7	201	274	261	261	14	14	
DIV. I NON-CONF.	4- 7	226	1- 5	268	306	269	269	14	14	

TOTALS	RPI 1-25	RPI 26-50	W-L RECORDS	RPI 51-100	RPI 101-999	RPI 201+				
5- 11	0- 0	0- 1	OVERALL	0- 4	5- 6	5- 2				
3- 3	0- 0	0- 0	HOME	0- 1	3- 2	3- 1				
1- 7	0- 0	0- 1	AWAY	0- 2	1- 4	1- 1				
1- 1	0- 0	0- 0	NEUTRAL	0- 1	1- 0	1- 0				
4- 7	0- 0	0- 0	NON-CONFERENCE	0- 3	4- 4	4- 1				
2- 2	0- 0	0- 0	HOME	0- 0	2- 2	2- 1				
1- 4	0- 0	0- 0	AWAY	0- 2	1- 2	1- 0				
1- 1	0- 0	0- 0	NEUTRAL	0- 1	1- 0	1- 0				
1- 4	0- 0	0- 1	CONFERENCE	0- 1	1- 2	1- 1				
1- 1	0- 0	0- 0	HOME	0- 1	1- 0	1- 0				
0- 3	0- 0	0- 1	AWAY	0- 0	0- 2	0- 1				
0- 0	0- 0	0- 0	NEUTRAL	0- 0	0- 0	0- 0				

RPI 1-25				RPI 26-50				RPI 51-100				RPI 101+				Team's RPI: 261
RPI	S	Opponent	Score	RPI	S	Opponent	Score	RPI	S	Opponent	Score	RPI	S	Opponent	Score	
				30	A	South Dakota St.	63 83	83	A	Navy	54 67	136	A	Colorado	59 108	
								92	A	Milwaukee	38 74	138	A	North Dakota	68 79	
								94	N	Central Ark.	45 68	170	H	Cal Poly	69 73	
								95	H	South Dakota	67 82	180	A	Oral Roberts	48 71	
												202	A	Denver	79 98	
												280	A	FIU	71 68	
												293	H	Massachusetts	82 70	
												309	H	Fort Wayne	72 56	
												310	H	UTRGV	79 82	
												328	N	UMBC	67 53	
												340	H	NJIT	105 58	

LAST 12 Division I GAMES:																
				309	H	Fort Wayne	72 56	280	A	FIU	71 68					
				202	A	Denver	79 98	170	H	Cal Poly	69 73					
				180	A	Oral Roberts	48 71	138	A	North Dakota	68 79					
				30	A	South Dakota St.	63 83	310	H	UTRGV	79 82					
				95	H	South Dakota	67 82	92	A	Milwaukee	38 74					
				94	N	Central Ark.	45 68	136	A	Colorado	59 108					

Non-Div I Games: Valley City St. 67 58 Mayville St. 87 43 Dakota St. 97 42

North Dakota St.

Average RPI Win: **263**
 Average RPI Loss: **165**

WON-LOST
RECORD

WINNING
PCT. RANK

LAST 10
GAMES

STRENGTH OF
SCHEDULE

OPP. STRENGTH
OF SCHEDULE

TEAM
RPI

ADJ.
RPI

CONF.
RPI

ADJ CONF.
RPI

DIV. I ONLY	6- 11	257	3- 6	223	214	237	237	22	22
DIV. I NON-CONF.	4- 8	239	2- 4	96	216	176	176	21	21
<hr/>									
TOTALS	RPI 1-25	RPI 26-50	W-L RECORDS	RPI 51-100	RPI 101-999	RPI 201+			
6- 11	0- 3	0- 1	OVERALL	0- 0	6- 7	5- 5			
3- 3	0- 0	0- 0	HOME	0- 0	3- 3	2- 2			
3- 7	0- 3	0- 1	AWAY	0- 0	3- 3	3- 2			
0- 1	0- 0	0- 0	NEUTRAL	0- 0	0- 1	0- 1			
4- 8	0- 3	0- 1	NON-CONFERENCE	0- 0	4- 4	3- 3			
2- 1	0- 0	0- 0	HOME	0- 0	2- 1	1- 1			
2- 6	0- 3	0- 1	AWAY	0- 0	2- 2	2- 1			
0- 1	0- 0	0- 0	NEUTRAL	0- 0	0- 1	0- 1			
2- 3	0- 0	0- 0	CONFERENCE	0- 0	2- 3	2- 2			
1- 2	0- 0	0- 0	HOME	0- 0	1- 2	1- 1			
1- 1	0- 0	0- 0	AWAY	0- 0	1- 1	1- 1			
0- 0	0- 0	0- 0	NEUTRAL	0- 0	0- 0	0- 0			

RPI	S	Opponent	Score
4	A	Florida St.	51 109
21	A	Georgia	37 75
23	A	Michigan	34 79

RPI	S	Opponent	Score
33	A	West Virginia	59 87

RPI	S	Opponent	Score
-----	---	----------	-------

RPI	S	Opponent	Score
114	H	Jacksonville	48 66
198	H	Bethune-Cookman	70 63
199	A	Fla. Atlantic	75 83
230	A	Morehead St.	61 56
250	H	Kennesaw St.	77 72
253	H	Col. of Charleston	69 73
254	H	Lipscomb	69 73
262	H	Northern Ky.	58 50
287	N	Monmouth	57 67
289	A	Wofford	57 69
306	A	USC Upstate	65 61
332	A	Florida A&M	77 68
340	A	NJIT	65 75

LAST 12 Division I GAMES:

340	A	NJIT	65 75	21	A	Georgia	37 75
306	A	USC Upstate	65 61	262	H	Northern Ky.	58 50
254	H	Lipscomb	69 73	253	H	Col. of Charleston	69 73
250	H	Kennesaw St.	77 72	23	A	Michigan	34 79
114	H	Jacksonville	48 66	332	A	Florida A&M	77 68
289	A	Wofford	57 69	199	A	Fla. Atlantic	75 83

Non-Div I Games:

Warner

74 38

Edward Waters

73 47

Webber Int'l

81 53

North Florida

Loss, **Non-Conf**, **S Site**, **H Home** **A Away** **N Neutral**

Average RPI Win: 249

Average RPI Loss: 142

WON-LOST
RECORDWINNING
PCT. RANKLAST 10
GAMESSTRENGTH OF
SCHEDULEOPP. STRENGTH
OF SCHEDULETEAM
RPIADJ.
RPICONF.
RPIADJ CONF.
RPIDIV. I ONLY
DIV. I NON-CONF.8- 7
6- 3152
874- 5
3- 2292
339173
80218
226218
22618
1918
19

TOTALS

RPI 1-25

RPI 26-50

W-L RECORDS

RPI 51-100

RPI 101-999

RPI 201+

8- 7

0- 0

0- 0

OVERALL

0- 3

8- 4

6- 1

5- 2

0- 0

0- 0

HOME

0- 1

5- 1

3- 0

1- 5

0- 0

0- 0

AWAY

0- 2

1- 3

1- 1

2- 0

0- 0

0- 0

NEUTRAL

0- 0

2- 0

2- 0

6- 3

0- 0

0- 0

NON-CONFERENCE

0- 2

6- 1

5- 1

3- 1

0- 0

0- 0

HOME

0- 1

3- 0

2- 0

1- 2

0- 0

0- 0

AWAY

0- 1

1- 1

1- 1

2- 0

0- 0

0- 0

NEUTRAL

0- 0

2- 0

2- 0

2- 4

0- 0

0- 0

CONFERENCE

0- 1

2- 3

1- 0

2- 1

0- 0

0- 0

HOME

0- 0

2- 1

1- 0

0- 3

0- 0

0- 0

AWAY

0- 1

0- 2

0- 0

0- 0

0- 0

0- 0

NEUTRAL

0- 0

0- 0

0- 0

RPI 1-25

RPI 26-50

RPI 51-100

RPI 101+




Team's RPI: 218



RPI S Opponent Score



RPI S Opponent Score


RPI S Opponent Score



RPI S Opponent Score

68   Kansas St. 54  55

72  Indiana 63  68



90  UAB 52  68

121  Middle Tenn. 48  56


123  Rice 49  50

158  Tulsa 66 43

193  Charlotte 73 68


194  Louisiana Tech 53  61

203  La Salle 70 44


212  SMU 47 40

271 N Coastal Caro. 50 34




286 N Detroit Mercy 63 57





324  Old Dominion 63 46



326  Ill. -Chicago 67  70




342  Eastern Ill. 63 61




LAST 12 Division I GAMES:




90  UAB 52  68 342  Eastern Ill. 63 61

121  Middle Tenn. 48  56 326  Ill. -Chicago 67  70

193  Charlotte 73 68 203  La Salle 70 44

324  Old Dominion 63 46 72  Indiana 63  68

123  Rice 49  50 158  Tulsa 66 43

194  Louisiana Tech 53  61 212  SMU 47 40





Non-Div I Games:

Mid-Amer. Christian 86 52

Tex. A&M Int'l 64 38

Okla. Panhandle 63 41

North Texas

 Loss,  Non-Conf, S Site,  Home  Away N Neutral

Average RPI	Win:	250	WON-LOST	WINNING	LAST 10	STRENGTH OF	OPP. STRENGTH	TEAM	ADJ.	CONF.	ADJ CONF.
Average RPI	Loss:	120	RECORD	PCT. RANK	GAMES	SCHEDULE	OF SCHEDULE	RPI	RPI	RPI	RPI
DIV. I ONLY		9- 9		170	6- 4	160	237	184	184	10	10
DIV. I NON-CONF.		5- 6		187	2- 3	212	311	222	222	13	13

TOTALS	RPI 1-25		RPI 26-50		W-L RECORDS	RPI 51-100		RPI 101-999		RPI 201+	
9- 9	0- 0		0- 2		OVERALL	0- 3		9- 4		7- 1	
4- 4	0- 0		0- 1		HOME	0- 2		4- 1		2- 0	
4- 3	0- 0		0- 0		AWAY	0- 1		4- 2		4- 0	
1- 2	0- 0		0- 1		NEUTRAL	0- 0		1- 1		1- 1	
5- 6	0- 0		0- 1		NON-CONFERENCE	0- 1		5- 4		4- 1	
2- 2	0- 0		0- 0		HOME	0- 1		2- 1		1- 0	
2- 2	0- 0		0- 0		AWAY	0- 0		2- 2		2- 0	
1- 2	0- 0		0- 1		NEUTRAL	0- 0		1- 1		1- 1	
4- 3	0- 0		0- 1		CONFERENCE	0- 2		4- 0		3- 0	
2- 2	0- 0		0- 1		HOME	0- 1		2- 0		1- 0	
2- 1	0- 0		0- 0		AWAY	0- 1		2- 0		2- 0	
0- 0	0- 0		0- 0		NEUTRAL	0- 0		0- 0		0- 0	

RPI 1-25				RPI 26-50				RPI 51-100				RPI 101+				Team's RPI: 184	
RPI	S	Opponent	Score	RPI	S	Opponent	Score	RPI	S	Opponent	Score	RPI	S	Opponent	Score		
				45	N	Houston	64 72	81	A	El on	71 78	141	A	New Hampshi re	50 65		
				49	H	Drexel	58 69	87	H	James Madi son	57 60	146	H	William & Mary	64 46		
								88	H	Harvard	69 79	159	A	Boston U.	73 74		
												178	H	Provi dence	95 98		
												189	H	Mari st	78 72		
												245	N	New Mexico St.	65 64		
												253	H	Col . of Charleston	59 37		
												256	N	Illinois St.	55 65		
												273	A	Towson	70 61		
												275	A	UNCW	54 47		
												276	H	Fairfi eld	63 43		
												293	A	Massachusetts	64 54		
												302	A	Vermont	71 66		
LAST 12 Di vi si on I GAMES:																	
				146	H	William & Mary	64 46	273	A	Towson	70 61						
				49	H	Drexel	58 69	256	N	Illinois St.	55 65						
				253	H	Col . of Charleston	59 37	245	N	New Mexico St.	65 64						
				81	A	El on	71 78	302	A	Vermont	71 66						
				275	A	UNCW	54 47	88	H	Harvard	69 79						
				87	H	James Madi son	57 60	141	A	New Hampshi re	50 65						

Non-Div I Games:

Northeastern

Average RPI Win:	205	WON-LOST	WINNING	LAST 10	STRENGTH OF	OPP. STRENGTH	TEAM	ADJ.	CONF.	ADJ CONF.
Average RPI Loss:	215	RECORD	PCT. RANK	GAMES	SCHEDULE	OF SCHEDULE	RPI	RPI	RPI	RPI
DIV. I ONLY	3- 14	309	1- 9	259	326	323	323	19	19	
DIV. I NON-CONF.	2- 8	290	1- 4	270	323	332	332	15	15	

TOTALS	RPI 1-25	RPI 26-50	W-L RECORDS	RPI 51-100	RPI 101-999	RPI 201+				
3- 14	0- 0	0- 0	OVERALL	0- 0	3- 14	1- 11				
2- 6	0- 0	0- 0	HOME	0- 0	2- 6	1- 3				
0- 8	0- 0	0- 0	AWAY	0- 0	0- 8	0- 8				
1- 0	0- 0	0- 0	NEUTRAL	0- 0	1- 0	0- 0				
2- 8	0- 0	0- 0	NON-CONFERENCE	0- 0	2- 8	1- 6				
1- 4	0- 0	0- 0	HOME	0- 0	1- 4	1- 2				
0- 4	0- 0	0- 0	AWAY	0- 0	0- 4	0- 4				
1- 0	0- 0	0- 0	NEUTRAL	0- 0	1- 0	0- 0				
1- 6	0- 0	0- 0	CONFERENCE	0- 0	1- 6	0- 5				
1- 2	0- 0	0- 0	HOME	0- 0	1- 2	0- 1				
0- 4	0- 0	0- 0	AWAY	0- 0	0- 4	0- 4				
0- 0	0- 0	0- 0	NEUTRAL	0- 0	0- 0	0- 0				

RPI 1-25				RPI 26-50				RPI 51-100				RPI 101+ Team's RPI: 323			
RPI	S	Opponent	Score	RPI	S	Opponent	Score	RPI	S	Opponent	Score	RPI	S	Opponent	Score
												123	H	Rice	83 88
												140	H	Idaho St.	55 75
												142	H	Weber St.	76 75
												170	H	Cal Poly	73 89
												187	N	Boise St.	62 60
												202	A	Denver	73 80
												210	A	Eastern Wash.	62 82
												211	H	UC Santa Barbara	93 96
												215	A	Idaho	68 83
												222	A	Montana St.	39 81
												223	A	CSUN	69 78
												235	A	Youngstown St.	67 69
												236	A	Hawaii	68 84
												244	A	Montana	62 70
												277	H	Grand Canyon	54 72
												285	H	Arizona	84 66
												305	H	Southern Utah	57 60

LAST 12 Division I GAMES:															
				215	A	Idaho	68 83	244	A	Montana	62 70				
				210	A	Eastern Wash.	62 82	223	A	CSUN	69 78				
				305	H	Southern Utah	57 60	235	A	Youngstown St.	67 69				
				140	H	Idaho St.	55 75	277	H	Grand Canyon	54 72				
				142	H	Weber St.	76 75	170	H	Cal Poly	73 89				
				222	A	Montana St.	39 81	285	H	Arizona	84 66				

Non-Div I Games: Antelope Valley 104 49

Northern Ariz.

Average RPI Win: 163

Average RPI Loss: 119

WON-LOST
RECORDWINNING
PCT. RANKLAST 10
GAMESSTRENGTH OF
SCHEDULEOPP. STRENGTH
OF SCHEDULETEAM
RPIADJ.
RPICONF.
RPIADJ CONF.
RPIDIV. I ONLY
DIV. I NON-CONF.13- 5
8- 360
657- 3
4- 151
48177
10240
3140
3119
1519
15

TOTALS

RPI 1-25

RPI 26-50

W-L RECORDS

RPI 51-100

RPI 101-999

RPI 201+

13- 5

0- 0

2- 0

OVERALL

0- 2

11- 3

6- 0

6- 1

0- 0

1- 0

HOME

0- 0

5- 1

2- 0

6- 4

0- 0

1- 0

AWAY

0- 2

5- 2

4- 0

1- 0

0- 0

0- 0

NEUTRAL

0- 0

1- 0

0- 0

8- 3

0- 0

2- 0

NON-CONFERENCE

0- 2

6- 1

2- 0

4- 1

0- 0

1- 0

HOME

0- 0

3- 1

0- 0

3- 2

0- 0

1- 0

AWAY

0- 2

2- 0

2- 0

1- 0

0- 0

0- 0

NEUTRAL

0- 0

1- 0

0- 0

5- 2

0- 0

0- 0

CONFERENCE

0- 0

5- 2

4- 0

2- 0

0- 0

0- 0

HOME

0- 0

2- 0

2- 0

3- 2

0- 0

0- 0

AWAY

0- 0

3- 2

2- 0

0- 0

0- 0

0- 0

NEUTRAL

0- 0

0- 0

0- 0

RPI 1-25

RPI 26-50

Team's RPI: 40

RPI 51-100

RPI 101+

RPI S Opponent Score

RPI S Opponent Score

28 A DePaul 94 88

42 H LSU 58 50

RPI S Opponent Score

56 A Qui nni pi ac 49 60

75 A Fordham 33 48

RPI S Opponent Score

116 H BYU 79 74

129 H Paci fi c 80 55

138 A North Dakota 70 78

140 A Idaho St. 63 57

142 A Weber St. 73 82

144 N Liberty 65 57

174 H San Franci sco 73 60

185 H Col orado St. 44 55

202 A Denver 71 63

210 A Eastern Wash. 70 65

215 A Idaho 78 72

222 H Montana St. 82 69

244 H Montana 68 50

248 A UMKC 88 73

LAST 12 Division I GAMES:

138 A North Dakota 70 78 210 A Eastern Wash. 70 65

140 A Idaho St. 63 57 144 N Liberty 65 57

142 A Weber St. 73 82 248 A UMKC 88 73

244 H Montana 68 50 185 H Col orado St. 44 55

222 H Montana St. 82 69 129 H Paci fi c 80 55

215 A Idaho 78 72 116 H BYU 79 74

N
o
r
t
h
e
r
n
C
o
l
o
.N
o
r
t
h
e
r
n
C
o
l
o
.

Non-Div I Games:

Northern Colo.

Average RPI Win:	217	WON-LOST	WINNING	LAST 10	STRENGTH OF	OPP. STRENGTH	TEAM	ADJ.	CONF.	ADJ CONF.
Average RPI Loss:	93	RECORD	PCT. RANK	GAMES	SCHEDULE	OF SCHEDULE	RPI	RPI	RPI	RPI
DIV. I ONLY	10- 8	138	4- 6	186	146	145	145	7	7	
DIV. I NON-CONF.	8- 3	65	4- 1	316	233	141	141	8	8	

TOTALS	RPI 1-25	RPI 26-50	W-L RECORDS	RPI 51-100	RPI 101-999	RPI 201+				
10- 8	1- 0	0- 3	OVERALL	0- 2	9- 3	6- 0				
5- 2	1- 0	0- 1	HOME	0- 0	4- 1	2- 0				
4- 4	0- 0	0- 0	AWAY	0- 0	4- 0	3- 0				
1- 2	0- 0	0- 0	NEUTRAL	0- 1	1- 1	1- 0				
8- 3	0- 0	0- 1	NON-CONFERENCE	0- 1	8- 1	6- 0				
3- 0	0- 0	0- 0	HOME	0- 0	3- 0	2- 0				
4- 1	0- 0	0- 1	AWAY	0- 0	4- 0	3- 0				
1- 2	0- 0	0- 0	NEUTRAL	0- 1	1- 1	1- 0				
2- 5	1- 0	0- 2	CONFERENCE	0- 1	1- 2	0- 0				
2- 2	1- 0	0- 1	HOME	0- 0	1- 1	0- 0				
0- 3	0- 0	0- 1	AWAY	0- 1	0- 1	0- 0				
0- 0	0- 0	0- 0	NEUTRAL	0- 0	0- 0	0- 0				

RPI 1-25				RPI 26-50				RPI 51-100				RPI 101+ Team's RPI: 145			
RPI	S	Opponent	Score	RPI	S	Opponent	Score	RPI	S	Opponent	Score	RPI	S	Opponent	Score
20	H	Buffalo	86 84	31	A	Iowa	80 105	63	N	Albany (NY)	91 97	109	H	Western Ill.	96 94
				39	H	Central Mich.	78 81	97	A	Western Mich.	83 88	115	H	Kent St.	81 79
				45	A	Toledo	60 63					124	A	Miami (OH)	65 67
												150	N	Lamar University	80 90
												151	A	SIUE	86 75
												197	H	Eastern Mich.	76 83
												217	H	Bradley	76 52
												272	N	Sacramento St.	84 75
												292	H	Loyola Chicago	80 71
												312	A	UTSA	69 55
												338	A	Chicago St.	80 59
												342	A	Eastern Ill.	93 64
LAST 12 Division I GAMES:															
197	H	Eastern Mich.	76 83	124	A	Miami (OH)	65 67								
39	H	Central Mich.	78 81	63	N	Albany (NY)	91 97								
45	A	Toledo	60 63	272	N	Sacramento St.	84 75								
97	A	Western Mich.	83 88	151	A	SIUE	86 75								
20	H	Buffalo	86 84	292	H	Loyola Chicago	80 71								
115	H	Kent St.	81 79	217	H	Bradley	76 52								

Non-Div I Games:

Northern Ill.

Average RPI Win:	188	WON-LOST	WINNING	LAST 10	STRENGTH OF	OPP. STRENGTH	TEAM	ADJ.	CONF.	ADJ CONF.
Average RPI Loss:	158	RECORD	PCT. RANK	GAMES	SCHEDULE	OF SCHEDULE	RPI	RPI	RPI	RPI
DIV. I ONLY	4- 14	300	4- 6	116	254	262	262	11	11	
DIV. I NON-CONF.	1- 9	318	1- 3	195	313	309	309	12	12	

TOTALS	RPI 1-25	RPI 26-50	W-L RECORDS	RPI 51-100	RPI 101-999	RPI 201+				
4- 14	1- 0	0- 0	OVERALL	0- 3	3- 11	2- 4				
2- 8	1- 0	0- 0	HOME	0- 3	1- 5	1- 1				
2- 5	0- 0	0- 0	AWAY	0- 0	2- 5	1- 3				
0- 1	0- 0	0- 0	NEUTRAL	0- 0	0- 1	0- 0				
1- 9	0- 0	0- 0	NON-CONFERENCE	0- 1	1- 8	0- 4				
0- 4	0- 0	0- 0	HOME	0- 1	0- 3	0- 1				
1- 4	0- 0	0- 0	AWAY	0- 0	1- 4	0- 3				
0- 1	0- 0	0- 0	NEUTRAL	0- 0	0- 1	0- 0				
3- 5	1- 0	0- 0	CONFERENCE	0- 2	2- 3	2- 0				
2- 4	1- 0	0- 0	HOME	0- 2	1- 2	1- 0				
1- 1	0- 0	0- 0	AWAY	0- 0	1- 1	1- 0				
0- 0	0- 0	0- 0	NEUTRAL	0- 0	0- 0	0- 0				

RPI 1-25				RPI 26-50				RPI 51-100				RPI 101+				Team's RPI: 262
RPI	S	Opponent	Score	RPI	S	Opponent	Score	RPI	S	Opponent	Score	RPI	S	Opponent	Score	
13	H	Green Bay	62 54					72	H	Indiana	56 67	101	H	Wright St.	63 68	
								85	H	IUPUI	35 71	114	N	Jacksonville	49 61	
								92	H	Milwaukee	49 52	115	H	Kent St.	54 59	
												127	A	ETSU	57 45	
												132	H	Cleveland St.	65 70	
												147	H	Robert Morris	50 59	
												160	A	Oakland	53 79	
												172	A	Stetson	56 67	
												234	H	Austin Peay	52 53	
												237	A	North Florida	50 58	
												256	A	Illinois St.	37 49	
												286	A	Detroit Mercy	78 67	
												300	A	Murray St.	87 98	
												326	H	Ill.-Chicago	61 53	
LAST 12 Division I GAMES:																
326	H	Ill.-Chicago	61 53	13	H	Green Bay	62 54	72	H	Indiana	56 67	101	H	Wright St.	63 68	
85	H	IUPUI	35 71	92	H	Milwaukee	49 52	85	H	IUPUI	35 71	114	N	Jacksonville	49 61	
132	H	Cleveland St.	65 70	127	A	ETSU	57 45	92	H	Milwaukee	49 52	115	H	Kent St.	54 59	
101	H	Wright St.	63 68	114	N	Jacksonville	49 61					127	A	ETSU	57 45	
160	A	Oakland	53 79	237	A	North Florida	50 58					132	H	Cleveland St.	65 70	
286	A	Detroit Mercy	78 67	72	H	Indiana	56 67					147	H	Robert Morris	50 59	

Non-Div I Games: Oakland City 103 25

Northern Ky.

Average RPI Win: 226			WON-LOST	WINNING	LAST 10	STRENGTH OF		OPP. STRENGTH	TEAM	ADJ.	CONF.	ADJ CONF.
Average RPI Loss: 75			RECORD	PCT. RANK	GAMES	SCHEDULE		OF SCHEDULE	RPI	RPI	RPI	RPI
DIV. I ONLY			9- 12	218	3- 7	138		69	188	188	3	3
DIV. I NON-CONF.			7- 7	170	2- 3	194		115	191	191	4	4

TOTALS		RPI 1-25		RPI 26-50		W-L RECORDS		RPI 51-100	RPI 101-999		RPI 201+	
9- 12		0- 2		0- 4		OVERALL		0- 3	9- 3		5- 0	
5- 5		0- 1		0- 2		HOME		0- 2	5- 0		3- 0	
3- 5		0- 0		0- 1		AWAY		0- 0	3- 0		2- 0	
1- 2		0- 0		0- 0		NEUTRAL		0- 1	1- 1		0- 0	
7- 7		0- 2		0- 1		NON-CONFERENCE		0- 2	7- 2		5- 0	
4- 3		0- 1		0- 1		HOME		0- 1	4- 0		3- 0	
2- 2		0- 1		0- 0		AWAY		0- 0	2- 1		2- 0	
1- 2		0- 0		0- 0		NEUTRAL		0- 1	1- 1		0- 0	
2- 5		0- 0		0- 3		CONFERENCE		0- 1	2- 1		0- 0	
1- 2		0- 0		0- 1		HOME		0- 1	1- 0		0- 0	
1- 3		0- 0		0- 2		AWAY		0- 0	1- 1		0- 0	
0- 0		0- 0		0- 0		NEUTRAL		0- 0	0- 0		0- 0	

RPI 1-25				RPI 26-50				RPI 51-100				RPI 101+ Team's RPI: 188			
RPI	S	Opponent	Score	RPI	S	Opponent	Score	RPI	S	Opponent	Score	RPI	S	Opponent	Score
13	H	Green Bay	57 63	28	H	DePaul	63 92	61	H	Nebraska	59 69	107	N	Auburn	49 48
24	A	Syracuse	74 81	41	H	Minnesota	63 90	92	H	Milwaukee	57 66	117	A	Missouri St.	59 90
				44	A	Michigan St.	51 81	96	N	Chattanooga	44 61	152	N	Georgetown	54 55
				47	A	Purdue	60 63					160	H	Oakland	88 70
												166	A	Illinois	74 59
												182	A	Wisconsin	46 58
												182	H	Wisconsin	69 60
												221	H	Stony Brook	68 36
												246	A	UT Martin	71 63
												269	H	Santa Clara	57 47
												338	A	Chicago St.	63 36
												342	H	Eastern Ill.	74 40

LAST 12 Division I GAMES:															
182	A	Wisconsin	46 58	41	H	Minnesota	63 90								
47	A	Purdue	60 63	342	H	Eastern Ill.	74 40								
182	H	Wisconsin	69 60	13	H	Green Bay	57 63								
61	H	Nebraska	59 69	117	A	Missouri St.	59 90								
44	A	Michigan St.	51 81	28	H	DePaul	63 92								
166	A	Illinois	74 59	221	H	Stony Brook	68 36								

Non-Div I Games:

Northwestern

Average RPI Win:	335	WON-LOST	WINNING	LAST 10	STRENGTH OF	OPP. STRENGTH	TEAM	ADJ.	CONF.	ADJ CONF.
Average RPI Loss:	173	RECORD	PCT. RANK	GAMES	SCHEDULE	OF SCHEDULE	RPI	RPI	RPI	RPI
DIV. I ONLY	2- 12	321	1- 8	238	287	318	318	27	27	
DIV. I NON-CONF.	1- 6	306	1- 3	64	118	227	227	26	26	

TOTALS	RPI 1-25	RPI 26-50	W-L RECORDS	RPI 51-100	RPI 101-999	RPI 201+				
2- 12	0- 1	0- 1	OVERALL	0- 1	2- 9	2- 6				
1- 4	0- 0	0- 0	HOME	0- 0	1- 4	1- 2				
1- 7	0- 0	0- 0	AWAY	0- 0	1- 1	1- 0				
0- 1	0- 0	0- 0	NEUTRAL	0- 0	0- 1	0- 1				
1- 6	0- 1	0- 1	NON-CONFERENCE	0- 1	1- 3	1- 1				
0- 1	0- 0	0- 0	HOME	0- 0	0- 1	0- 0				
1- 4	0- 1	0- 1	AWAY	0- 1	1- 1	1- 0				
0- 1	0- 0	0- 0	NEUTRAL	0- 0	0- 1	0- 1				
1- 6	0- 0	0- 0	CONFERENCE	0- 0	1- 6	1- 5				
1- 3	0- 0	0- 0	HOME	0- 0	1- 3	1- 2				
0- 3	0- 0	0- 0	AWAY	0- 0	0- 3	0- 3				
0- 0	0- 0	0- 0	NEUTRAL	0- 0	0- 0	0- 0				

RPI 1-25				RPI 26-50				RPI 51-100				RPI 101+ Team's RPI: 318			
RPI	S	Opponent	Score	RPI	S	Opponent	Score	RPI	S	Opponent	Score	RPI	S	Opponent	Score
10	A	Texas	44 68	36	A	Oklahoma St.	44 78	71	A	TCU	51 89	103	A	Ole Miss	44 75
												122	H	Southern Miss.	59 71
												133	H	SFA	62 70
												227	A	Abilene Christian	41 80
												255	H	Nicholls St.	63 79
												259	N	Texas Southern	43 56
												267	H	A&M-Corpus Christi	56 62
												294	A	McNeese	67 72
												298	A	Southeastern La.	65 71
												330	A	La.-Monroe	70 48
												339	H	Sam Houston St.	63 60
LAST 12 Division I GAMES:															
298	A	Southeastern La.	65 71	255	H	Nicholls St.	63 79	71	A	TCU	51 89	10	A	Texas	44 68
339	H	Sam Houston St.	63 60	71	A	TCU	51 89	10	A	Texas	44 68	259	N	Texas Southern	43 56
227	A	Abilene Christian	41 80	10	A	Texas	44 68	330	A	La.-Monroe	70 48	122	H	Southern Miss.	59 71
133	H	SFA	62 70	259	N	Texas Southern	43 56								
267	H	A&M-Corpus Christi	56 62												
294	A	McNeese	67 72												

Non-Div I Games: LeTourneau 82 39 LSU-Shreveport 62 42 LSU-Alexandria 85 55 Central Baptist 87 22 Northwestern St.

Average RPI	Win:	73	WON-LOST	WINNING	LAST 10	STRENGTH OF	OPP. STRENGTH	TEAM	ADJ.	CONF.	ADJ CONF.
Average RPI	Loss:	4	RECORD	PCT. RANK	GAMES	SCHEDULE	OF SCHEDULE	RPI	RPI	RPI	RPI
DIV. I ONLY		18- 2	5	9- 1	1	9	2	2	1	1	
DIV. I NON-CONF.		12- 1	6	5- 0	2	5	2	2	1	1	

TOTALS	RPI 1-25		RPI 26-50		W-L RECORDS	RPI 51-100		RPI 101-999		RPI 201+	
18- 2	5- 2		3- 0		OVERALL	4- 0		6- 0		1- 0	
9- 0	3- 0		2- 0		HOME	1- 0		3- 0		1- 0	
6- 2	1- 2		0- 0		AWAY	3- 0		2- 0		0- 0	
3- 0	1- 0		1- 0		NEUTRAL	0- 0		1- 0		0- 0	
12- 1	4- 1		3- 0		NON-CONFERENCE	2- 0		3- 0		1- 0	
5- 0	2- 0		2- 0		HOME	0- 0		1- 0		1- 0	
4- 1	1- 1		0- 0		AWAY	2- 0		1- 0		0- 0	
3- 0	1- 0		1- 0		NEUTRAL	0- 0		1- 0		0- 0	
6- 1	1- 1		0- 0		CONFERENCE	2- 0		3- 0		0- 0	
4- 0	1- 0		0- 0		HOME	1- 0		2- 0		0- 0	
2- 1	0- 1		0- 0		AWAY	1- 0		1- 0		0- 0	
0- 0	0- 0		0- 0		NEUTRAL	0- 0		0- 0		0- 0	

RPI	S	Opponent	Score	RPI	S	Opponent	Score	RPI	S	Opponent	Score	RPI	S	Opponent	Score
1	A	UConn	71 80	28	H	DePaul	91 82	51	A	Oregon St.	72 67	102	A	Wake Forest	96 73
7	A	Louisville	67 100	29	N	South Fla.	76 66	55	A	Georgia Tech	77 54	106	H	Clemson	90 37
9	H	Tennessee	84 70	44	H	Michigan St.	90 59	57	A	Western Ky.	78 65	113	A	Penn	66 54
19	H	Marquette	91 85					64	H	Miami (FL)	83 76	127	N	ETSU	77 46
22	N	South Carolina	92 85									179	H	Boston College	89 60
23	A	Michigan	83 63									264	H	Mt. St. Mary's	121 65
24	H	Syracuse	87 72												

LAST 12 Division I GAMES:															
106	H	Clemson	90 37	102	A	Wake Forest	96 73								
9	H	Tennessee	84 70	24	H	Syracuse	87 72								
179	H	Boston College	89 60	19	H	Marquette	91 85								
7	A	Louisville	67 100	28	H	DePaul	91 82								
55	A	Georgia Tech	77 54	113	A	Penn	66 54								
64	H	Miami (FL)	83 76	44	H	Michigan St.	90 59								

Non-Div I Games:

Notre Dame

RPI 1-25				RPI 26-50				RPI 51-100				RPI 101+ Team's RPI: 160			
RPI	S	Opponent	Score	RPI	S	Opponent	Score	RPI	S	Opponent	Score	RPI	S	Opponent	Score
13	H	Green Bay	48 81	39	H	Central Mich.	85 103	85	A	IUPUI	64 80	101	H	Wright St.	57 77
23	A	Michigan	69 78	44	A	Michigan St.	63 95	92	H	Milwaukee	62 74	132	A	Cleveland St.	62 70
												188 A Northwestern 70 88			
												207 H Niagara 67 59			
												235 A Youngstown St. 58 48			
												256 H Illinois St. 64 43			
												262 H Northern Ky. 79 53			
												266 A Cornell 79 77			
												299 A Canisius 83 48			
												324 N Old Dominion 80 59			
												326 A Ill. -Chicago 67 63			
												341 N Ark. -Pine Bluff 69 37			
LAST 12 Division I GAMES:															
				13 H Green Bay 48 81				235 A Youngstown St. 58 48							
				92 H Milwaukee 62 74				132 A Cleveland St. 62 70							
				85 A IUPUI 64 80				341 N Ark. -Pine Bluff 69 37							
				326 A Ill. -Chicago 67 63				324 N Old Dominion 80 59							
				262 H Northern Ky. 79 53				266 A Cornell 79 77							
				101 H Wright St. 57 77				39 H Central Mich. 85 103							

Oakl and

Average RPI	Win:	WON-LOST	WINNING	LAST 10	STRENGTH OF	OPP. STRENGTH	TEAM	ADJ.	CONF.	ADJ CONF.
Average RPI	Loss:	RECORD	PCT. RANK	GAMES	SCHEDULE	OF SCHEDULE	RPI	RPI	RPI	RPI
DIV. I ONLY		9- 8	155	5- 5	23	115	77	77	7	7
DIV. I NON-CONF.		5- 5	170	2- 3	45	231	102	102	8	8

TOTALS	RPI 1-25		RPI 26-50		W-L RECORDS		RPI 51-100		RPI 101-999	RPI 201+
9- 8	0- 2		2- 3		OVERALL		1- 1		6- 2	4- 0
4- 3	0- 2		1- 0		HOME		0- 1		3- 0	2- 0
5- 3	0- 0		1- 0		AWAY		1- 0		3- 0	2- 0
0- 2	0- 0		0- 1		NEUTRAL		0- 0		0- 1	0- 0
5- 5	0- 1		1- 1		NON-CONFERENCE		0- 1		4- 2	3- 0
2- 2	0- 1		0- 0		HOME		0- 1		2- 0	1- 0
3- 1	0- 0		1- 0		AWAY		0- 0		2- 1	2- 0
0- 2	0- 0		0- 1		NEUTRAL		0- 0		0- 1	0- 0
4- 3	0- 1		1- 2		CONFERENCE		1- 0		2- 0	1- 0
2- 1	0- 1		1- 0		HOME		0- 0		1- 0	1- 0
2- 2	0- 0		0- 2		AWAY		1- 0		1- 0	0- 0
0- 0	0- 0		0- 0		NEUTRAL		0- 0		0- 0	0- 0

RPI 1-25				RPI 26-50				RPI 51-100				RPI 101+			
RPI	S	Opponent	Score	RPI	S	Opponent	Score	RPI	S	Opponent	Score	RPI	S	Opponent	Score
20	H	Buffalo	63 67	37	N	Virginia	59 77	85	H	IUPUI	52 76	120	H	High Point	64 61
23	H	Michigan	61 74	39	A	Central Mich.	58 82	97	A	Western Mich.	69 54	130	A	Bowling Green	70 63
				45	A	Toledo	57 75					132	A	Cleveland St.	64 71
				45	H	Toledo	78 61					164	N	Furman	68 70
				47	A	Purdue	77 71					219	H	Akron	70 67

LAST 12 Division I GAMES:															
130	A	Bowling Green	70 63	45	H	Toledo	78 61	231	H	N.C. A&T	72 65				
20	H	Buffalo	63 67	37	N	Virginia	59 77	164	N	Furman	68 70				
97	A	Western Mich.	69 54	47	A	Purdue	77 71	132	A	Cleveland St.	64 71				
45	A	Toledo	57 75												
219	H	Akron	70 67												
39	A	Central Mich.	58 82												

Non-Div I Games: Notre Dame (OH) 93 37

Ohio

Average RPI	Win:	92	WON-LOST	WINNING	LAST 10	STRENGTH OF	OPP. STRENGTH	TEAM	ADJ.	CONF.	ADJ CONF.
Average RPI	Loss:	18	RECORD	PCT. RANK	GAMES	SCHEDULE	OF SCHEDULE	RPI	RPI	RPI	RPI
DIV. I ONLY		16- 4		30	8- 2	7	3	6	6	3	3
DIV. I NON-CONF.		11- 2		23	4- 1	11	7	7	7	4	4

TOTALS	RPI 1-25		RPI 26-50		W-L RECORDS	RPI 51-100		RPI 101-999		RPI 201+	
16- 4	1- 4		4- 0		OVERALL	5- 0		6- 0		1- 0	
8- 2	0- 2		2- 0		HOME	3- 0		3- 0		1- 0	
5- 2	1- 2		0- 0		AWAY	2- 0		2- 0		0- 0	
3- 0	0- 0		2- 0		NEUTRAL	0- 0		1- 0		0- 0	
11- 2	0- 2		3- 0		NON-CONFERENCE	2- 0		6- 0		1- 0	
6- 1	0- 1		1- 0		HOME	2- 0		3- 0		1- 0	
2- 1	0- 1		0- 0		AWAY	0- 0		2- 0		0- 0	
3- 0	0- 0		2- 0		NEUTRAL	0- 0		1- 0		0- 0	
5- 2	1- 2		1- 0		CONFERENCE	3- 0		0- 0		0- 0	
2- 1	0- 1		1- 0		HOME	1- 0		0- 0		0- 0	
3- 1	1- 1		0- 0		AWAY	2- 0		0- 0		0- 0	
0- 0	0- 0		0- 0		NEUTRAL	0- 0		0- 0		0- 0	

RPI	S	Opponent	Score	RPI	S	Opponent	Score	RPI	S	Opponent	Score	RPI	S	Opponent	Score
7	H	Louisville	90 95	26	H	Stanford	85 64	56	H	Quinnipiac	95 63	105	H	Dartmouth	103 70
16	A	Duke	60 69	26	N	Stanford	94 82	61	A	Nebraska	73 61	134	H	Washington	85 76
23	A	Michigan	78 71	41	H	Minnesota	91 75	72	A	Indiana	77 62	143	A	Cincinnati	87 76
23	H	Michigan	75 84	43	N	FGCU	104 62	72	H	Indiana	85 70	173	N	Memphis	100 69
25	A	Maryland	69 99					86	H	Maine	83 70	191	A	Florida	103 77
												215	H	Idaho	99 56

LAST 12 Division I GAMES:															
25	A	Maryland	69 99	61	A	Nebraska	73 61								
23	H	Michigan	75 84	143	A	Cincinnati	87 76								
72	A	Indiana	77 62	105	H	Dartmouth	103 70								
23	A	Michigan	78 71	191	A	Florida	103 77								
41	H	Minnesota	91 75	86	H	Maine	83 70								
72	H	Indiana	85 70	16	A	Duke	60 69								

Non-Div I Games:

Ohio St.

Oklahoma

Oklahoma				Through Games Of Jan. 23, 2018																				
Average RPI Win:		123	WON-LOST		WINNING		LAST 10		STRENGTH OF		OPP. STRENGTH		TEAM		ADJ.		CONF.		ADJ CONF.					
Average RPI Loss:		47	RECORD		PCT. RANK		GAMES		SCHEDULE		OF SCHEDULE		RPI		RPI		RPI		RPI					
DIV. I ONLY		9- 10	191		5- 5		2		24		34		34		5		5							
DIV. I NON-CONF.		5- 6	187		2- 2		3		14		40		40		6		6							

TOTALS		RPI 1-25		RPI 26-50		W-L RECORDS		RPI 51-100		RPI 101-999		RPI 201+												
9- 10		0- 4		1- 4		OVERALL		4- 0		4- 2		2- 0												
5- 4		0- 2		1- 1		HOME		3- 0		1- 1		1- 0												
4- 5		0- 1		0- 3		AWAY		1- 0		3- 1		1- 0												
0- 1		0- 1		0- 0		NEUTRAL		0- 0		0- 0		0- 0												
5- 6		0- 2		1- 2		NON-CONFERENCE		2- 0		2- 2		1- 0												
4- 1		0- 0		1- 0		HOME		2- 0		1- 1		1- 0												
1- 4		0- 1		0- 2		AWAY		0- 0		1- 1		0- 0												
0- 1		0- 1		0- 0		NEUTRAL		0- 0		0- 0		0- 0												
4- 4		0- 2		0- 2		CONFERENCE		2- 0		2- 0		1- 0												
1- 3		0- 2		0- 1		HOME		1- 0		0- 0		0- 0												
3- 1		0- 0		0- 1		AWAY		1- 0		2- 0		1- 0												
0- 0		0- 0		0- 0		NEUTRAL		0- 0		0- 0		0- 0												

RPI 1-25				RPI 26-50				Team's RPI: 34				RPI 51-100				RPI 101+								
RPI	S	Opponent		Score		RPI	S	Opponent		Score		RPI	S	Opponent		Score		RPI	S	Opponent		Score		
1	N	UConn		64	88	28	A	DePaul		108	111	68	A	Kansas St.		76	71	125	A	Little Rock		56	68	
5	A	Oregon		74	92	29	H	South Fla.		79	74	70	H	New Mexico		105	63	162	A	Iowa St.		74	69	
10	H	Texas		78	88	30	A	South Dakota St.		61	67	71	H	TCU		84	71	185	A	Colorado St.		78	46	
12	H	Bayl or		52	74	36	A	Oklahoma St.		82	96	76	H	Belmont		96	73	191	H	Florida		61	80	
						36	H	Oklahoma St.		67	70							212	H	SMU		87	75	
																		232	A	Texas Tech		73	52	

LAST 12 Division I GAMES:																								
36	H	Oklahoma St.		67	70	162	A	Iowa St.		74	69													
68	A	Kansas St.		76	71	10	H	Texas		78	88													
12	H	Bayl or		52	74	1	N	UConn		64	88													
232	A	Texas Tech		73	52	70	H	New Mexico		105	63													
36	A	Oklahoma St.		82	96	29	H	South Fla.		79	74													
71	H	TCU		84	71	30	A	South Dakota St.		61	67													

Oklahoma

Non-Div I Games:

Oklahoma

Average RPI Win:	172	WON-LOST	WINNING	LAST 10	STRENGTH OF	OPP. STRENGTH	TEAM	ADJ.	CONF.	ADJ CONF.
Average RPI Loss:	23	RECORD	PCT. RANK	GAMES	SCHEDULE	OF SCHEDULE	RPI	RPI	RPI	RPI
DIV. I ONLY	14- 4	36	8- 2	104	14	36	36	5	5	
DIV. I NON-CONF.	9- 2	34	4- 1	200	77	67	67	6	6	

TOTALS	RPI 1-25	RPI 26-50	W-L RECORDS	RPI 51-100	RPI 101-999	RPI 201+				
14- 4	1- 3	3- 0	OVERALL	2- 1	8- 0	7- 0				
11- 0	1- 0	2- 0	HOME	1- 0	7- 0	6- 0				
2- 3	0- 2	1- 0	AWAY	0- 1	1- 0	1- 0				
1- 1	0- 1	0- 0	NEUTRAL	1- 0	0- 0	0- 0				
9- 2	1- 2	0- 0	NON-CONFERENCE	1- 0	7- 0	6- 0				
8- 0	1- 0	0- 0	HOME	0- 0	7- 0	6- 0				
0- 1	0- 1	0- 0	AWAY	0- 0	0- 0	0- 0				
1- 1	0- 1	0- 0	NEUTRAL	1- 0	0- 0	0- 0				
5- 2	0- 1	3- 0	CONFERENCE	1- 1	1- 0	1- 0				
3- 0	0- 0	2- 0	HOME	1- 0	0- 0	0- 0				
2- 2	0- 1	1- 0	AWAY	0- 1	1- 0	1- 0				
0- 0	0- 0	0- 0	NEUTRAL	0- 0	0- 0	0- 0				

RPI 1-25				RPI 26-50				Team's RPI: 36				RPI 51-100				RPI 101+			
RPI	S	Opponent	Score	RPI	S	Opponent	Score	RPI	S	Opponent	Score	RPI	S	Opponent	Score	RPI	S	Opponent	Score
3	A	Mississippi St.	76 79	33	H	West Virginia	79 73	68	A	Kansas St.	64 80	153	H	Wichita St.	91 67				
8	H	UCLA	87 72	34	A	Oklahoma	70 67	68	H	Kansas St.	76 68	204	H	Southern U.	94 66				
9	N	Tennessee	69 79	34	H	Oklahoma	96 82	95	N	South Dakota	76 68	232	A	Texas Tech	98 57				
10	A	Texas	79 84									282	H	Incarnate Word	86 35				
												306	H	USC Upstate	108 71				
												310	H	UTRGV	80 38				
												318	H	Northwestern St.	78 44				
												330	H	La.-Monroe	112 58				

LAST 12 Division I GAMES:																			
34	A	Oklahoma	70 67	232	A	Texas Tech	98 57	330	H	La.-Monroe	112 58	306	H	USC Upstate	108 71				
33	H	West Virginia	79 73	306	H	UCLA	87 72	8	H	UCLA	87 72	3	A	Mississippi St.	76 79				
68	A	Kansas St.	64 80	10	A	Texas	79 84	204	H	Southern U.	94 66								
34	H	Oklahoma	96 82	68	H	Kansas St.	76 68												

Non-Div I Games:

Oklahoma St.

Average RPI Win:	317	WON-LOST	WINNING	LAST 10	STRENGTH OF	OPP. STRENGTH	TEAM	ADJ.	CONF.	ADJ CONF.
Average RPI Loss:	164	RECORD	PCT. RANK	GAMES	SCHEDULE	OF SCHEDULE	RPI	RPI	RPI	RPI
DIV. I ONLY	4- 16	306	3- 7	267	242	324	324	18	18	
DIV. I NON-CONF.	2- 12	306	1- 5	189	267	321	321	19	19	

TOTALS	RPI 1-25	RPI 26-50	W-L RECORDS	RPI 51-100	RPI 101-999	RPI 201+				
4- 16	0- 2	0- 0	OVERALL	0- 1	4- 13	4- 5				
4- 7	0- 2	0- 0	HOME	0- 1	4- 4	4- 1				
0- 6	0- 0	0- 0	AWAY	0- 0	0- 6	0- 3				
0- 3	0- 0	0- 0	NEUTRAL	0- 0	0- 3	0- 1				
2- 12	0- 2	0- 0	NON-CONFERENCE	0- 0	2- 10	2- 3				
2- 5	0- 2	0- 0	HOME	0- 0	2- 3	2- 1				
0- 4	0- 0	0- 0	AWAY	0- 0	0- 4	0- 1				
0- 3	0- 0	0- 0	NEUTRAL	0- 0	0- 3	0- 1				
2- 4	0- 0	0- 0	CONFERENCE	0- 1	2- 3	2- 2				
2- 2	0- 0	0- 0	HOME	0- 1	2- 1	2- 0				
0- 2	0- 0	0- 0	AWAY	0- 0	0- 2	0- 2				
0- 0	0- 0	0- 0	NEUTRAL	0- 0	0- 0	0- 0				

RPI 1-25				RPI 26-50				RPI 51-100				RPI 101+				Team's RPI: 324
RPI	S	Opponent	Score	RPI	S	Opponent	Score	RPI	S	Opponent	Score	RPI	S	Opponent	Score	
16	H	Duke	51 84					90	H	UAB	61 74	104	A	George Mason	53 66	
18	H	NC State	56 73									143	H	Cincinnati	33 54	
												144	H	Liberty	55 63	
												146	A	William & Mary	58 75	
												148	N	Saint Francis (PA)	68 79	
												160	N	Oakland	59 80	
												183	A	Hampton	42 50	
												193	H	Charlotte	60 63	
												218	A	North Texas	46 63	
												224	H	Richmond	45 54	
												227	N	Abilene Christian	60 74	
												304	A	VCU	39 68	
												307	H	Coppin St.	75 67	
												312	A	UTSA	56 64	
												312	H	UTSA	69 63	
												322	H	South Carolina St.	52 35	
												327	H	Marshall	69 53	

LAST 12 Division I GAMES:																
312	H	UTSA	69 63	90	H	UAB	61 74									
327	H	Marshall	69 53	322	H	South Carolina St.	52 35									
183	A	Hampton	42 50	227	N	Abilene Christian	60 74									
312	A	UTSA	56 64	160	N	Oakland	59 80									
218	A	North Texas	46 63	146	A	William & Mary	58 75									
193	H	Charlotte	60 63	304	A	VCU	39 68									

Non-Div I Games:

Old Dominion

■ Loss,
 ■ Non-Conf, S Site,
 ■ Home
 ■ Away
 N Neutral

O
l
e
M
i
s
s

Ole Miss				Through Games Of Jan. 23, 2018							
Average RPI	Win:	207	WON-LOST	WINNING	LAST 10	STRENGTH OF	OPP. STRENGTH	TEAM	ADJ.	CONF.	ADJ CONF.
Average RPI	Loss:	70	RECORD	PCT. RANK	GAMES	SCHEDULE	OF SCHEDULE	RPI	RPI	RPI	RPI
DIV. I ONLY			11- 8	126	3- 7	68	108	103	103	2	2
DIV. I NON-CONF.			10- 3	51	4- 2	198	199	78	78	2	2

TOTALS		RPI 1-25		RPI 26-50		W-L RECORDS		RPI 51-100	RPI 101-999	RPI 201+	
11- 8		0- 4		0- 0		OVERALL		1- 1	10- 3	6- 0	
9- 2		0- 2		0- 0		HOME		1- 0	8- 0	5- 0	
1- 5		0- 0		0- 0		AWAY		0- 0	1- 0	0- 0	
1- 1		0- 0		0- 0		NEUTRAL		0- 0	1- 1	1- 0	
10- 3		0- 1		0- 0		NON-CONFERENCE		1- 0	9- 2	6- 0	
8- 0		0- 0		0- 0		HOME		1- 0	7- 0	5- 0	
1- 2		0- 1		0- 0		AWAY		0- 0	1- 1	0- 0	
1- 1		0- 0		0- 0		NEUTRAL		0- 0	1- 1	1- 0	
1- 5		0- 3		0- 0		CONFERENCE		0- 1	1- 1	0- 0	
1- 2		0- 2		0- 0		HOME		0- 0	1- 0	0- 0	
0- 3		0- 1		0- 0		AWAY		0- 1	0- 1	0- 0	
0- 0		0- 0		0- 0		NEUTRAL		0- 0	0- 0	0- 0	

RPI 1-25				RPI 26-50				RPI 51-100				RPI 101+ Team's RPI: 103			
RPI	S	Opponent	Score	RPI	S	Opponent	Score	RPI	S	Opponent	Score	RPI	S	Opponent	Score
3	A	Mississippi St.	45 76					82	A	Arkansas	72 73	110	N	Saint Louis	64 79
5	A	Oregon	46 90					93	H	South Ala.	66 59	121	H	Middle Tenn.	65 56
11	H	Missouri	48 67									122	H	Southern Miss.	68 59
22	H	South Carolina	62 88									139	A	Portland St.	79 94
												165	A	Temple	64 48
												191	A	Florida	60 61
												191	H	Florida	78 75
												214	H	Arkansas St.	74 48
												243	H	Troy	96 93
												250	H	Kennesaw St.	92 63
												259	H	Texas Southern	73 58
												303	N	Delaware St.	110 58
												318	H	Northwestern St.	75 44

LAST 12 Division I GAMES:															
191	A	Florida	60 61	259	H	Texas Southern	73 58								
11	H	Missouri	48 67	139	A	Portland St.	79 94								
3	A	Mississippi St.	45 76	5	A	Oregon	46 90								
191	H	Florida	78 75	122	H	Southern Miss.	68 59								
22	H	South Carolina	62 88	93	H	South Ala.	66 59								
82	A	Arkansas	72 73	214	H	Arkansas St.	74 48								

Non-Div I Games:

Ole Miss

Average RPI Win:	261	WON-LOST	WINNING	LAST 10	STRENGTH OF	OPP. STRENGTH	TEAM	ADJ.	CONF.	ADJ CONF.
Average RPI Loss:	153	RECORD	PCT. RANK	GAMES	SCHEDULE	OF SCHEDULE	RPI	RPI	RPI	RPI
DIV. I ONLY	6- 10	246	2- 8	222	248	240	240	14	14	
DIV. I NON-CONF.	6- 4	122	2- 2	298	282	186	186	14	14	

TOTALS	RPI 1-25	RPI 26-50	W-L RECORDS	RPI 51-100	RPI 101-999	RPI 201+				
6- 10	0- 0	0- 1	OVERALL	0- 3	6- 6	5- 4				
3- 4	0- 0	0- 0	HOME	0- 1	3- 3	2- 1				
3- 6	0- 0	0- 1	AWAY	0- 2	3- 3	3- 3				
0- 0	0- 0	0- 0	NEUTRAL	0- 0	0- 0	0- 0				
6- 4	0- 0	0- 0	NON-CONFERENCE	0- 2	6- 2	5- 2				
3- 1	0- 0	0- 0	HOME	0- 1	3- 0	2- 0				
3- 3	0- 0	0- 0	AWAY	0- 1	3- 2	3- 2				
0- 0	0- 0	0- 0	NEUTRAL	0- 0	0- 0	0- 0				
0- 6	0- 0	0- 1	CONFERENCE	0- 1	0- 4	0- 2				
0- 3	0- 0	0- 0	HOME	0- 0	0- 3	0- 1				
0- 3	0- 0	0- 1	AWAY	0- 1	0- 1	0- 1				
0- 0	0- 0	0- 0	NEUTRAL	0- 0	0- 0	0- 0				

RPI	S	Opponent	Score	RPI	S	Opponent	Score	RPI	S	Opponent	Score	RPI	S	Opponent	Score	Team's RPI: 240
30	A	South Dakota St.	64 89	54	H	Creighton	51 72	109	H	Western Ill.	51 90	180	H	Oral Roberts	53 82	
				68	A	Kansas St.	60 81	192	H	UNI	78 74	202	H	Denver	74 85	
				95	A	South Dakota	46 70	217	A	Bradley	56 69	222	H	Montana St.	64 53	
								223	A	CSUN	68 60	265	A	CSU Bakersfield	43 52	
								289	A	Wofford	64 60	306	A	USC Upstate	69 66	
								309	A	Fort Wayne	65 76	332	H	Florida A&M	78 73	

LAST 12 Division I GAMES:																
95	A	South Dakota	46 70	223	A	CSUN	68 60	265	A	CSU Bakersfield	43 52	54	H	Creighton	51 72	
202	H	Denver	74 85	192	H	UNI	78 74	289	A	Wofford	64 60	306	A	USC Upstate	69 66	
109	H	Western Ill.	51 90													
309	A	Fort Wayne	65 76													
30	A	South Dakota St.	64 89													
180	H	Oral Roberts	53 82													







































Non-Div I Games: Graceland (IA) 96 69 St. Mary (NE) 81 58

Omaha

Average RPI Win:	274	WON-LOST	WINNING	LAST 10	STRENGTH OF	OPP. STRENGTH	TEAM	ADJ.	CONF.	ADJ CONF.
Average RPI Loss:	93	RECORD	PCT. RANK	GAMES	SCHEDULE	OF SCHEDULE	RPI	RPI	RPI	RPI

DIV. I ONLY	11- 8	126	5- 4	285	209	180	180	14	14
DIV. I NON-CONF.	7- 5	132	2- 2	329	239	206	206	14	14

TOTALS	RPI 1-25	RPI 26-50	W-L RECORDS	RPI 51-100	RPI 101-999	RPI 201+			
11- 8	0- 0	0- 1	OVERALL	0- 4	11- 3	10- 0			
3- 3	0- 0	0- 1	HOME	0- 2	3- 0	3- 0			
4- 5	0- 0	0- 0	AWAY	0- 2	4- 3	3- 0			
4- 0	0- 0	0- 0	NEUTRAL	0- 0	4- 0	4- 0			
7- 5	0- 0	0- 0	NON-CONFERENCE	0- 3	7- 2	6- 0			
1- 1	0- 0	0- 0	HOME	0- 1	1- 0	1- 0			
2- 4	0- 0	0- 0	AWAY	0- 2	2- 2	1- 0			
4- 0	0- 0	0- 0	NEUTRAL	0- 0	4- 0	4- 0			
4- 3	0- 0	0- 1	CONFERENCE	0- 1	4- 1	4- 0			
2- 2	0- 0	0- 1	HOME	0- 1	2- 0	2- 0			
2- 1	0- 0	0- 0	AWAY	0- 0	2- 1	2- 0			
0- 0	0- 0	0- 0	NEUTRAL	0- 0	0- 0	0- 0			

RPI 1-25	RPI 26-50	RPI 51-100	RPI 101+	Team's RPI: 180
RPI S Opponent Score	RPI S Opponent Score	RPI S Opponent Score	RPI S Opponent Score	
	30  South Dakota St. 70  77	62  Utah 50  71 71  TCU 58  72 82  Arkansas 66  77 95  South Dakota 68  73	109  Western Ill. 49  56 117  Missouri St. 66  76 158  Tulsa 53 41 175  UT Arlington 46  70 202  Denver 90 60 240  Omaha 82 53 248  UMKC 76 73 261  North Dakota St. 71 48 274 N Alcorn 76 52 309  Fort Wayne 73 48 313 N Cal St. Fullerton 60 50 334 N Long Beach St. 64 58 335  Houston Baptist 78 56 338 N Chicago St. 73 43	
LAST 12 Division I GAMES:				
	202  Denver 90 60 95  South Dakota 68  73 30  South Dakota St. 70  77 261  North Dakota St. 71 48 109  Western Ill. 49  56 309  Fort Wayne 73 48	240  Omaha 82 53 62  Utah 50  71 338 N Chicago St. 73 43 274 N Alcorn 76 52 117  Missouri St. 66  76 248  UMKC 76 73		

Non-Div I Games: Okla. Panhandle 88 35 Cent. Christian (KS) 18 47

Oral Roberts

Average RPI Win: 123
Average RPI Loss: 20

WON-LOST
RECORD

WINNING
PCT. RANK

LAST 10
GAMES

STRENGTH OF
SCHEDULE

OPP. STRENGTH
OF SCHEDULE

TEAM
RPI

ADJ.
RPI

CONF.
RPI

ADJ CONF.
RPI

DIV. I ONLY	18- 3	11	9- 1	16	16	5	5	4	4
DIV. I NON-CONF.	11- 2	23	3- 1	14	19	5	5	3	3
TOTALS	RPI 1-25	RPI 26-50	W-L RECORDS	RPI 51-100	RPI 101-999	RPI 201+			
18- 3	3- 2	2- 0	OVERALL	3- 1	10- 0	5- 0			
13- 0	0- 0	2- 0	HOME	2- 0	9- 0	4- 0			
3- 3	2- 2	0- 0	AWAY	1- 1	0- 0	0- 0			
2- 0	1- 0	0- 0	NEUTRAL	0- 0	1- 0	1- 0			
11- 2	2- 2	1- 0	NON-CONFERENCE	0- 0	8- 0	4- 0			
8- 0	0- 0	1- 0	HOME	0- 0	7- 0	3- 0			
1- 2	1- 2	0- 0	AWAY	0- 0	0- 0	0- 0			
2- 0	1- 0	0- 0	NEUTRAL	0- 0	1- 0	1- 0			
7- 1	1- 0	1- 0	CONFERENCE	3- 1	2- 0	1- 0			
5- 0	0- 0	1- 0	HOME	2- 0	2- 0	1- 0			
2- 1	1- 0	0- 0	AWAY	1- 1	0- 0	0- 0			
0- 0	0- 0	0- 0	NEUTRAL	0- 0	0- 0	0- 0			

RPI 1-25				Team's RPI: 5		RPI 26-50				RPI 51-100				RPI 101+			
RPI	S	Opponent	Score	RPI	S	Opponent	Score	RPI	S	Opponent	Score	RPI	S	Opponent	Score		
3	A	Mississippi St.	79 90	32	H	Arizona St.	74 64	51	A	Oregon St.	79 85	103	H	Ole Miss	90 46		
7	A	Louisville	61 74	34	H	Oklahoma	92 74	51	H	Oregon St.	75 63	118	H	Drake	110 77		
8	A	UCLA	70 61					52	A	Southern California	70 66	134	H	Washington	94 83		
15	A	Texas A&M	83 68					69	H	Washington St.	89 56	142	H	Weber St.	114 87		
15	N	Texas A&M	84 62									183	H	Hampton	87 45		
LAST 12 Division I GAMES:																	
51	H	Oregon St.	75 63	134	H	Washington	94 83										
51	A	Oregon St.	79 85	69	H	Washington St.	89 56										
32	H	Arizona St.	74 64	236	N	Hawaii	85 44										
285	H	Arizona	62 44	15	N	Texas A&M	84 62										
8	A	UCLA	70 61	103	H	Ole Miss	90 46										
52	A	Southern California	70 66	3	A	Mississippi St.	79 90										

Average RPI Win:	186	WON-LOST	WINNING	LAST 10	STRENGTH OF	OPP. STRENGTH	TEAM	ADJ.	CONF.	ADJ CONF.
Average RPI Loss:	17	RECORD	PCT. RANK	GAMES	SCHEDULE	OF SCHEDULE	RPI	RPI	RPI	RPI
DIV. I ONLY	14- 5	55	7- 3	90	43	51	51	4	4	
DIV. I NON-CONF.	9- 2	34	4- 0	225	171	80	80	3	3	

TOTALS	RPI 1-25	RPI 26-50	W-L RECORDS	RPI 51-100	RPI 101-999	RPI 201+				
14- 5	1- 4	2- 0	OVERALL	1- 1	10- 0	7- 0				
11- 1	1- 1	2- 0	HOME	1- 0	7- 0	5- 0				
1- 4	0- 3	0- 0	AWAY	0- 1	1- 0	1- 0				
2- 0	0- 0	0- 0	NEUTRAL	0- 0	2- 0	1- 0				
9- 2	0- 2	1- 0	NON-CONFERENCE	0- 0	8- 0	6- 0				
6- 1	0- 1	1- 0	HOME	0- 0	5- 0	4- 0				
1- 1	0- 1	0- 0	AWAY	0- 0	1- 0	1- 0				
2- 0	0- 0	0- 0	NEUTRAL	0- 0	2- 0	1- 0				
5- 3	1- 2	1- 0	CONFERENCE	1- 1	2- 0	1- 0				
5- 0	1- 0	1- 0	HOME	1- 0	2- 0	1- 0				
0- 3	0- 2	0- 0	AWAY	0- 1	0- 0	0- 0				
0- 0	0- 0	0- 0	NEUTRAL	0- 0	0- 0	0- 0				

RPI 1-25				RPI 26-50				RPI 51-100 Team's RPI: 51				RPI 101+			
RPI	S	Opponent	Score	RPI	S	Opponent	Score	RPI	S	Opponent	Score	RPI	S	Opponent	Score
2	H	Notre Dame	67 72	32	H	Arizona St.	57 54	52	A	Southern California	61 65	134	H	Washington	75 63
5	A	Oregon	63 75	50	H	UC Davis	61 47	69	H	Washington St.	71 53	138	H	North Dakota	65 55
5	H	Oregon	85 79									154	N	Nevada	89 49
8	A	UCLA	49 84									211	H	UC Santa Barbara	74 49
16	A	Duke	65 72									258	H	San Jose St.	110 62
												285	H	Arizona	88 48
												291	N	Utah St.	94 55
												301	H	Utah Valley	98 41
												333	A	N. C. Central	97 44
												343	H	Savannah St.	84 36

LAST 12 Division I GAMES:															
5	A	Oregon	63 75	69	H	Washington St.	71 53	134	H	Washington	75 63				
5	H	Oregon	85 79	50	H	UC Davis	61 47	211	H	UC Santa Barbara	74 49				
285	H	Arizona	88 48	343	H	Savannah St.	84 36	258	H	San Jose St.	110 62				
32	H	Arizona St.	57 54												
52	A	Southern California	61 65												
8	A	UCLA	49 84												

Non-Div I Games:

Oregon St.

Average RPI	Win: 210	WON-LOST	WINNING	LAST 10	STRENGTH OF	OPP. STRENGTH	TEAM	ADJ.	CONF.	ADJ CONF.
Average RPI	Loss: 85	RECORD	PCT. RANK	GAMES	SCHEDULE	OF SCHEDULE	RPI	RPI	RPI	RPI
DIV. I ONLY	8- 10	206	5- 5	39	162	129	129	12	12	
DIV. I NON-CONF.	5- 5	170	2- 2	31	202	120	120	10	10	

TOTALS	RPI 1-25	RPI 26-50	W-L RECORDS	RPI 51-100	RPI 101-999	RPI 201+				
8- 10	0- 1	0- 2	OVERALL	1- 4	7- 3	4- 0				
5- 5	0- 1	0- 1	HOME	1- 3	4- 0	3- 0				
3- 5	0- 0	0- 1	AWAY	0- 1	3- 3	1- 0				
0- 0	0- 0	0- 0	NEUTRAL	0- 0	0- 0	0- 0				
5- 5	0- 1	0- 2	NON-CONFERENCE	1- 1	4- 1	3- 0				
4- 3	0- 1	0- 1	HOME	1- 1	3- 0	2- 0				
1- 2	0- 0	0- 1	AWAY	0- 0	1- 1	1- 0				
0- 0	0- 0	0- 0	NEUTRAL	0- 0	0- 0	0- 0				
3- 5	0- 0	0- 0	CONFERENCE	0- 3	3- 2	1- 0				
1- 2	0- 0	0- 0	HOME	0- 2	1- 0	1- 0				
2- 3	0- 0	0- 0	AWAY	0- 1	2- 2	0- 0				
0- 0	0- 0	0- 0	NEUTRAL	0- 0	0- 0	0- 0				

RPI 1-25				RPI 26-50				RPI 51-100				RPI 101+				Team's RPI: 129
RPI	S	Opponent	Score	RPI	S	Opponent	Score	RPI	S	Opponent	Score	RPI	S	Opponent	Score	
17	H	Cal i forn i a	85 92	40	A	Northern Colo.	55 80	53	H	UCF	78 74	116	A	BYU	65 77	
				50	H	UC Davis	58 90	58	H	Gonzaga	72 99	150	H	Lamar University	80 75	
								65	A	Saint Mary's (CA)	88 96	169	A	Loyol a Marymount	60 75	
								65	H	Saint Mary's (CA)	69 70	171	A	San Diego	81 68	
								89	H	Brown	57 74	185	A	Fresno St.	70 81	
												201	A	Pepperdi ne	85 77	
												209	A	Seattle U	85 73	
												258	H	San Jose St.	106 97	
												313	H	Cal St. Fullerton	81 65	
												321	H	Portl and	91 55	

LAST 12 Division I GAMES:																
65	A	Saint Mary's (CA)	88 96	169	A	Loyol a Marymount	60 75	58	H	Gonzaga	72 99	53	H	UCF	78 74	
201	A	Pepperdi ne	85 77	58	H	Gonzaga	72 99	209	A	Seattle U	85 73	17	H	Cal i forn i a	85 92	
321	H	Portl and	91 55	53	H	UCF	78 74	185	A	Fresno St.	70 81					
171	A	San Diego	81 68													
116	A	BYU	65 77													
65	H	Saint Mary's (CA)	69 70													

Non-Div I Games: UC Merced 123 59

Paci f i c

Average RPI	Win:	220	WON-LOST	WINNING	LAST 10	STRENGTH OF	OPP. STRENGTH	TEAM	ADJ.	CONF.	ADJ CONF.
Average RPI	Loss:	95	RECORD	PCT. RANK	GAMES	SCHEDULE	OF SCHEDULE	RPI	RPI	RPI	RPI
DIV. I ONLY		9- 5		96	7- 3	204	103	113	113	9	9
DIV. I NON-CONF.		7- 4		102	6- 3	224	69	110	110	9	9

TOTALS	RPI 1-25		RPI 26-50		W-L RECORDS	RPI 51-100		RPI 101-999		RPI 201+	
9- 5	0- 1		1- 1		OVERALL	0- 1		8- 2		6- 1	
4- 2	0- 1		0- 1		HOME	0- 0		4- 0		4- 0	
3- 2	0- 0		1- 0		AWAY	0- 0		2- 2		1- 1	
2- 1	0- 0		0- 0		NEUTRAL	0- 1		2- 0		1- 0	
7- 4	0- 1		1- 0		NON-CONFERENCE	0- 1		6- 2		4- 1	
2- 1	0- 1		0- 0		HOME	0- 0		2- 0		2- 0	
3- 2	0- 0		1- 0		AWAY	0- 0		2- 2		1- 1	
2- 1	0- 0		0- 0		NEUTRAL	0- 1		2- 0		1- 0	
2- 1	0- 0		0- 1		CONFERENCE	0- 0		2- 0		2- 0	
2- 1	0- 0		0- 1		HOME	0- 0		2- 0		2- 0	
0- 0	0- 0		0- 0		AWAY	0- 0		0- 0		0- 0	
0- 0	0- 0		0- 0		NEUTRAL	0- 0		0- 0		0- 0	

RPI 1-25				RPI 26-50				RPI 51-100				RPI 101+ Team's RPI: 113			
RPI	S	Opponent	Score	RPI	S	Opponent	Score	RPI	S	Opponent	Score	RPI	S	Opponent	Score
2	H	Notre Dame	54 66	27	A	Villanova	79 77	55	N	Georgia Tech	55 69	117	N	Missouri St.	65 60
				48	H	Princeton	55 70					163	A	Saint Joseph's	57 50
												168	A	Binghamton	72 77
												203	A	La Salle	59 66
												205	H	Columbia	70 51
												238	H	Lafayette	55 42
												266	H	Cornell	68 48
												304	N	VCU	82 52
												320	H	Rhode Island	84 66
												340	A	NJIT	77 38

LAST 12 Division I GAMES:															
				27	A	Villanova	79 77	320	H	Rhode Island	84 66				
				205	H	Columbia	70 51	163	A	Saint Joseph's	57 50				
				266	H	Cornell	68 48	2	H	Notre Dame	54 66				
				48	H	Princeton	55 70	203	A	La Salle	59 66				
				340	A	NJIT	77 38	117	N	Missouri St.	65 60				
				304	N	VCU	82 52	55	N	Georgia Tech	55 69				

Non-Div I Games:

Penn

Average RPI Win: 159

Average RPI Loss: 83

WON-LOST
RECORDWINNING
PCT. RANKLAST 10
GAMESSTRENGTH OF
SCHEDULEOPP. STRENGTH
OF SCHEDULETEAM
RPIADJ.
RPICONF.
RPIADJ CONF.
RPIDIV. I ONLY
DIV. I NON-CONF.13- 8
9- 4104
825- 5
2- 260
17549
13678
8278
823
43
4

TOTALS

RPI 1-25

RPI 26-50

W-L RECORDS

RPI 51-100

RPI 101-999

RPI 201+

13- 8

1- 3

1- 1

OVERALL

2- 2

9- 2

3- 1

9- 2

1- 1

1- 1

HOME

2- 0

5- 0

2- 0

4- 4

0- 2

0- 0

AWAY

0- 1

4- 1

1- 1

0- 2

0- 0

0- 0

NEUTRAL

0- 1

0- 1

0- 0

9- 4

0- 0

1- 0

NON-CONFERENCE

1- 2

7- 2

3- 1

6- 0

0- 0

1- 0

HOME

1- 0

4- 0

2- 0

3- 2

0- 0

0- 0

AWAY

0- 1

3- 1

1- 1

0- 2

0- 0

0- 0

NEUTRAL

0- 1

0- 1

0- 0

4- 4

1- 3

0- 1

CONFERENCE

1- 0

2- 0

0- 0

3- 2

1- 1

0- 1

HOME

1- 0

1- 0

0- 0

1- 2

0- 2

0- 0

AWAY

0- 0

1- 0

0- 0

0- 0

0- 0

0- 0

NEUTRAL

0- 0

0- 0

0- 0

RPI 1-25

RPI 26-50

RPI 51-100

Team's RPI: 78

RPI 101+

RPI	S	Opponent	Score
14	A	Rutgers	65 70
14	H	Rutgers	70 67
23	A	Michigan	69 89
25	H	Maryland	65 69

RPI	S	Opponent	Score
41	H	Minnesota	71 91
49	H	Drexel	84 70

RPI	S	Opponent	Score
67	A	American	66 75
68	N	Kansas St.	65 70
72	H	Indiana	77 74
75	H	Fordham	65 60

RPI	S	Opponent	Score
102	H	Wake Forest	68 58
155	A	Pittsburgh	59 48
166	H	Illinois	68 59
178	A	Providence	60 51
182	A	Wisconsin	69 62
194	N	Louisiana Tech	59 71
200	H	Siena	86 72
225	H	Manhattan	78 46
233	A	St. Bonaventure	62 65
316	H	Central Conn. St.	83 66
327	A	Marshall	80 65

LAST 12 Division I GAMES:

166	H	Illinois	68 59	25	H	Maryland	65 69
14	H	Rutgers	70 67	23	A	Michigan	69 89
182	A	Wisconsin	69 62	67	A	American	66 75
41	H	Minnesota	71 91	155	A	Pittsburgh	59 48
14	A	Rutgers	65 70	233	A	St. Bonaventure	62 65
72	H	Indiana	77 74	75	H	Fordham	65 60

Non-Div I Games:

Penn St.

Average RPI Win:	220	WON-LOST	WINNING	LAST 10	STRENGTH OF	OPP. STRENGTH	TEAM	ADJ.	CONF.	ADJ CONF.
Average RPI Loss:	131	RECORD	PCT. RANK	GAMES	SCHEDULE	OF SCHEDULE	RPI	RPI	RPI	RPI
DIV. I ONLY	7- 11	235	3- 7	98	258	201	201	12	12	
DIV. I NON-CONF.	4- 6	214	1- 3	94	340	183	183	10	10	

TOTALS	RPI 1-25	RPI 26-50	W-L RECORDS	RPI 51-100	RPI 101-999	RPI 201+				
7- 11	0- 0	0- 1	OVERALL	0- 3	7- 7	3- 2				
5- 4	0- 0	0- 0	HOME	0- 0	5- 4	2- 2				
2- 7	0- 0	0- 1	AWAY	0- 3	2- 3	1- 0				
0- 0	0- 0	0- 0	NEUTRAL	0- 0	0- 0	0- 0				
4- 6	0- 0	0- 1	NON-CONFERENCE	0- 1	4- 4	2- 2				
2- 2	0- 0	0- 0	HOME	0- 0	2- 2	1- 2				
2- 4	0- 0	0- 1	AWAY	0- 1	2- 2	1- 0				
0- 0	0- 0	0- 0	NEUTRAL	0- 0	0- 0	0- 0				
3- 5	0- 0	0- 0	CONFERENCE	0- 2	3- 3	1- 0				
3- 2	0- 0	0- 0	HOME	0- 0	3- 2	1- 0				
0- 3	0- 0	0- 0	AWAY	0- 2	0- 1	0- 0				
0- 0	0- 0	0- 0	NEUTRAL	0- 0	0- 0	0- 0				

RPI 1-25				RPI 26-50				RPI 51-100				RPI 101+ Team's RPI: 201			
RPI	S	Opponent	Score	RPI	S	Opponent	Score	RPI	S	Opponent	Score	RPI	S	Opponent	Score
				50	A	UC Davis	64 69	58	A	Gonzaga	51 73	116	H	BYU	67 73
								62	A	Utah	65 89	129	H	Pacific	77 85
								65	A	Saint Mary's (CA)	62 75	140	H	Idaho St.	80 74
												142	A	Weber St.	61 71
												154	A	Nevada	77 72
												171	H	San Diego	66 62
												174	A	San Francisco	67 68
												174	H	San Francisco	99 95
												190	A	UC Irvine	74 75
												209	H	Seattle U	62 65
												245	H	New Mexico St.	64 86
												269	H	Santa Clara	56 55
												301	H	Utah Valley	71 44
												334	A	Long Beach St.	83 71
LAST 12 Division I GAMES:															
174	H	San Francisco	99 95	171	H	San Diego	66 62								
129	H	Pacific	77 85	269	H	Santa Clara	56 55								
65	A	Saint Mary's (CA)	62 75	245	H	New Mexico St.	64 86								
116	H	BYU	67 73	142	A	Weber St.	61 71								
174	A	San Francisco	67 68	62	A	Utah	65 89								
58	A	Gonzaga	51 73	301	H	Utah Valley	71 44								

Non-Div I Games:

Pepperdine

Average RPI Win:	220	WON-LOST	WINNING	LAST 10	STRENGTH OF	OPP. STRENGTH	TEAM	ADJ.	CONF.	ADJ CONF.
Average RPI Loss:	69	RECORD	PCT. RANK	GAMES	SCHEDULE	OF SCHEDULE	RPI	RPI	RPI	RPI
DIV. I ONLY	9- 11	202	3- 7	54	89	155	155	1	1	
DIV. I NON-CONF.	8- 5	112	3- 2	180	223	166	166	1	1	

TOTALS	RPI 1-25	RPI 26-50	W-L RECORDS	RPI 51-100	RPI 101-999	RPI 201+				
9- 11	0- 2	0- 2	OVERALL	1- 5	8- 2	6- 0				
8- 5	0- 1	0- 0	HOME	1- 2	7- 2	6- 0				
1- 6	0- 1	0- 2	AWAY	0- 3	1- 0	0- 0				
0- 0	0- 0	0- 0	NEUTRAL	0- 0	0- 0	0- 0				
8- 5	0- 0	0- 1	NON-CONFERENCE	0- 3	8- 1	6- 0				
7- 3	0- 0	0- 0	HOME	0- 2	7- 1	6- 0				
1- 2	0- 0	0- 1	AWAY	0- 1	1- 0	0- 0				
0- 0	0- 0	0- 0	NEUTRAL	0- 0	0- 0	0- 0				
1- 6	0- 2	0- 1	CONFERENCE	1- 2	0- 1	0- 0				
1- 2	0- 1	0- 0	HOME	1- 0	0- 1	0- 0				
0- 4	0- 1	0- 1	AWAY	0- 2	0- 0	0- 0				
0- 0	0- 0	0- 0	NEUTRAL	0- 0	0- 0	0- 0				

RPI 1-25				RPI 26-50				RPI 51-100				RPI 101+ Team's RPI: 155			
RPI	S	Opponent	Score	RPI	S	Opponent	Score	RPI	S	Opponent	Score	RPI	S	Opponent	Score
7	H	Louisville	51 77	33	A	West Virginia	52 73	55	H	Georgia Tech	68 62	102	H	Wake Forest	49 58
24	A	Syracuse	52 70	37	A	Virginia	50 62	59	H	Duquesne	53 66	143	A	Cincinnati	66 46
								73	A	Virginia Tech	66 89	181	H	Bucknell	57 39
								75	A	Fordham	55 58	182	H	Wisconsin	57 58
								78	H	Penn St.	48 59	214	H	Arkansas St.	87 47
								84	A	North Carolina	67 68	235	H	Youngstown St.	66 58
												266	H	Cornell	51 39
												273	H	Towson	81 63
												275	H	UNCW	74 55
												338	H	Chicago St.	87 49
LAST 12 Division I GAMES:															
24	A	Syracuse	52 70	338	H	Chicago St.	87 49	37	A	Virginia	50 62	181	H	Bucknell	57 39
7	H	Louisville	51 77	78	H	Penn St.	48 59	275	H	UNCW	74 55	33	A	West Virginia	52 73
55	H	Georgia Tech	68 62												
73	A	Virginia Tech	66 89												
84	A	North Carolina	67 68												
102	H	Wake Forest	49 58												

Non-Div I Games:

Pittsburgh

Average RPI Win:	269	WON-LOST	WINNING	LAST 10	STRENGTH OF	OPP. STRENGTH	TEAM	ADJ.	CONF.	ADJ CONF.
Average RPI Loss:	167	RECORD	PCT. RANK	GAMES	SCHEDULE	OF SCHEDULE	RPI	RPI	RPI	RPI

DIV. I ONLY	2- 15	325	0- 10	189	268	321	321	12	12
DIV. I NON-CONF.	2- 7	286	0- 3	249	328	330	330	10	10
TOTALS	RPI 1-25	RPI 26-50	W-L RECORDS	RPI 51-100	RPI 101-999	RPI 201+			
2- 15	0- 0	0- 0	OVERALL	0- 1	2- 14	2- 2			
2- 9	0- 0	0- 0	HOME	0- 1	2- 8	2- 1			
0- 6	0- 0	0- 0	AWAY	0- 0	0- 6	0- 1			
0- 0	0- 0	0- 0	NEUTRAL	0- 0	0- 0	0- 0			
2- 7	0- 0	0- 0	NON-CONFERENCE	0- 0	2- 7	2- 1			
2- 4	0- 0	0- 0	HOME	0- 0	2- 4	2- 0			
0- 3	0- 0	0- 0	AWAY	0- 0	0- 3	0- 1			
0- 0	0- 0	0- 0	NEUTRAL	0- 0	0- 0	0- 0			
0- 8	0- 0	0- 0	CONFERENCE	0- 1	0- 7	0- 1			
0- 5	0- 0	0- 0	HOME	0- 1	0- 4	0- 1			
0- 3	0- 0	0- 0	AWAY	0- 0	0- 3	0- 0			
0- 0	0- 0	0- 0	NEUTRAL	0- 0	0- 0	0- 0			

RPI 1-25	RPI 26-50	RPI 51-100	RPI 101+	Team's RPI: 321
RPI S Opponent Score	RPI S Opponent Score	RPI S Opponent Score	RPI S Opponent Score	
		58 H Gonzaga 56 70	116 H BYU 58 72	
			129 A Paci fi c 55 91	
			134 A Washi ngton 67 93	
			139 H Portland St. 71 77	
			142 H Weber St. 70 91	
			148 H Saint Francis (PA) 101 106	
			169 H Loyol a Marymount 60 63	
			171 A San Diego 52 59	
			171 H San Diego 60 75	
			174 A San Franci sco 75 84	
			187 H Boise St. 47 73	
			190 A UC Irvi ne 52 63	
			236 H Hawai i 76 47	
			269 H Santa Clara 43 50	
			301 H Utah Valley 71 64	
			313 A Cal St. Fullerton 61 66	
LAST 12 Division I GAMES:				
169 H Loyol a Marymount 60 63	174 A San Franci sco 75 84			
171 H San Diego 60 75	116 H BYU 58 72			
129 A Paci fi c 55 91	148 H Saint Francis (PA) 101 106			
58 H Gonzaga 56 70	142 H Weber St. 70 91			
269 H Santa Clara 43 50	187 H Boise St. 47 73			
171 A San Diego 52 59	134 A Washi ngton 67 93			

Non-Div I Games: Willamette 72 52 Warner Paci fi c 95 59

Portland

Average RPI Win:	215	WON-LOST	WINNING	LAST 10	STRENGTH OF	OPP. STRENGTH	TEAM	ADJ.	CONF.	ADJ CONF.
Average RPI Loss:	146	RECORD	PCT. RANK	GAMES	SCHEDULE	OF SCHEDULE	RPI	RPI	RPI	RPI

DIV. I ONLY	8- 8	170	6- 3	145	222	139	139	19	19
DIV. I NON-CONF.	4- 5	202	3- 1	109	174	97	97	15	15
TOTALS	RPI 1-25	RPI 26-50	W-L RECORDS	RPI 51-100	RPI 101-999	RPI 201+			
8- 8	0- 0	0- 1	OVERALL	0- 2	8- 5	5- 3			
4- 2	0- 0	0- 0	HOME	0- 0	4- 2	2- 1			
4- 6	0- 0	0- 1	AWAY	0- 2	4- 3	3- 2			
0- 0	0- 0	0- 0	NEUTRAL	0- 0	0- 0	0- 0			
4- 5	0- 0	0- 1	NON-CONFERENCE	0- 2	4- 2	2- 1			
1- 0	0- 0	0- 0	HOME	0- 0	1- 0	0- 0			
3- 5	0- 0	0- 1	AWAY	0- 2	3- 2	2- 1			
0- 0	0- 0	0- 0	NEUTRAL	0- 0	0- 0	0- 0			
4- 3	0- 0	0- 0	CONFERENCE	0- 0	4- 3	3- 2			
3- 2	0- 0	0- 0	HOME	0- 0	3- 2	2- 1			
1- 1	0- 0	0- 0	AWAY	0- 0	1- 1	1- 1			
0- 0	0- 0	0- 0	NEUTRAL	0- 0	0- 0	0- 0			

RPI 1-25	RPI 26-50	RPI 51-100	RPI 101+	Team's RPI: 139
RPI S Opponent Score	RPI S Opponent Score	RPI S Opponent Score	RPI S Opponent Score	
	50 A UC Davis 67 79	58 A Gonzaga 52 91	103 H Ole Miss 94 79	
		100 A UNLV 80 88	140 H Idaho St. 59 88	
			142 H Weber St. 77 64	
			154 A Nevada 55 67	
			190 A UC Irvine 82 72	
			209 A Seattle U 77 91	
			210 H Eastern Wash. 75 60	
			215 H Idaho 90 101	
			222 A Montana St. 69 60	
			244 A Montana 53 69	
			258 A San Jose St. 90 78	
			272 H Sacramento St. 74 73	
			321 A Portland 77 71	
LAST 12 Division I GAMES:				
142 H Weber St. 77 64	272 H Sacramento St. 74 73			
140 H Idaho St. 59 88	103 H Ole Miss 94 79			
244 A Montana 53 69	190 A UC Irvine 82 72			
222 A Montana St. 69 60	58 A Gonzaga 52 91			
215 H Idaho 90 101	321 A Portland 77 71			
210 H Eastern Wash. 75 60	209 A Seattle U 77 91			

Non-Div I Games: Northwest (WA) 63 60 Multnomah 95 32

Portland St.

Average RPI Win:	287	WON-LOST	WINNING	LAST 10	STRENGTH OF	OPP. STRENGTH	TEAM	ADJ.	CONF.	ADJ CONF.
Average RPI Loss:	202	RECORD	PCT. RANK	GAMES	SCHEDULE	OF SCHEDULE	RPI	RPI	RPI	RPI
DIV. I ONLY	4- 12	295	4- 6	233	347	296	296	32	32	
DIV. I NON-CONF.	0- 9	337	0- 5	63	322	302	302	32	32	

TOTALS	RPI 1-25	RPI 26-50	W-L RECORDS	RPI 51-100	RPI 101-999	RPI 201+				
4- 12	0- 1	0- 0	OVERALL	0- 0	4- 11	4- 6				
3- 2	0- 0	0- 0	HOME	0- 0	3- 2	3- 1				
1- 9	0- 1	0- 0	AWAY	0- 0	1- 8	1- 4				
0- 1	0- 0	0- 0	NEUTRAL	0- 0	0- 1	0- 1				
0- 9	0- 1	0- 0	NON-CONFERENCE	0- 0	0- 8	0- 3				
0- 1	0- 0	0- 0	HOME	0- 0	0- 1	0- 0				
0- 7	0- 1	0- 0	AWAY	0- 0	0- 6	0- 2				
0- 1	0- 0	0- 0	NEUTRAL	0- 0	0- 1	0- 1				
4- 3	0- 0	0- 0	CONFERENCE	0- 0	4- 3	4- 3				
3- 1	0- 0	0- 0	HOME	0- 0	3- 1	3- 1				
1- 2	0- 0	0- 0	AWAY	0- 0	1- 2	1- 2				
0- 0	0- 0	0- 0	NEUTRAL	0- 0	0- 0	0- 0				

RPI 1-25				RPI 26-50				RPI 51-100				RPI 101+ Team's RPI: 296			
RPI	S	Opponent	Score	RPI	S	Opponent	Score	RPI	S	Opponent	Score	RPI	S	Opponent	Score
15	A	Texas A&M	70 98									106	A	Clemson	58 64
												123	H	Rice	68 88
												161	A	Texas St.	57 84
												185	A	Colorado St.	59 71
												198	A	Bethune-Cookman	52 77
												204	H	Southern U.	69 62
												232	A	Texas Tech	60 89
												252	A	Grambling	79 81
												259	A	Texas Southern	61 56
												267	N	A&M-Corpus Christi	62 72
												274	H	Alcorn	72 73
												297	A	Jackson St.	61 70
												310	A	UTRGV	62 78
												341	H	Ark.-Pine Bluff	64 52
												345	H	Mississippi Val.	78 73

LAST 12 Division I GAMES:															
345	H	Mississippi Val.	78 73	274	H	Alcorn	72 73								
341	H	Ark.-Pine Bluff	64 52	123	H	Rice	68 88								
297	A	Jackson St.	61 70	185	A	Colorado St.	59 71								
252	A	Grambling	79 81	232	A	Texas Tech	60 89								
259	A	Texas Southern	61 56	106	A	Clemson	58 64								
204	H	Southern U.	69 62	161	A	Texas St.	57 84								

Non-Div I Games: Texas-Tyler 99 56 Arlington Baptist 116 73

Prairie View

Average RPI	Win:	268	WON-LOST	WINNING	LAST 10	STRENGTH OF	OPP. STRENGTH	TEAM	ADJ.	CONF.	ADJ CONF.
Average RPI	Loss:	150	RECORD	PCT. RANK	GAMES	SCHEDULE	OF SCHEDULE	RPI	RPI	RPI	RPI
DIV. I ONLY		6- 12		261	5- 5	213	224	260	260	29	29
DIV. I NON-CONF.		3- 8		268	2- 3	168	119	244	244	29	29

TOTALS	RPI 1-25		RPI 26-50		W-L RECORDS	RPI 51-100		RPI 101-999		RPI 201+	
6- 12	0- 2		0- 0		OVERALL	0- 3		6- 7		5- 5	
5- 3	0- 0		0- 0		HOME	0- 0		5- 3		4- 2	
1- 9	0- 0		0- 0		AWAY	0- 1		1- 1		1- 1	
0- 0	0- 0		0- 0		NEUTRAL	0- 0		0- 0		0- 0	
3- 8	0- 2		0- 0		NON-CONFERENCE	0- 3		3- 3		2- 3	
2- 2	0- 0		0- 0		HOME	0- 0		2- 2		1- 2	
1- 6	0- 2		0- 0		AWAY	0- 3		1- 1		1- 1	
0- 0	0- 0		0- 0		NEUTRAL	0- 0		0- 0		0- 0	
3- 4	0- 0		0- 0		CONFERENCE	0- 0		3- 4		3- 2	
3- 1	0- 0		0- 0		HOME	0- 0		3- 1		3- 0	
0- 3	0- 0		0- 0		AWAY	0- 0		0- 3		0- 2	
0- 0	0- 0		0- 0		NEUTRAL	0- 0		0- 0		0- 0	

RPI 1-25				RPI 26-50				RPI 51-100				RPI 101+ Team's RPI: 260			
RPI	S	Opponent	Score	RPI	S	Opponent	Score	RPI	S	Opponent	Score	RPI	S	Opponent	Score
8	A	UCLA	40 76					76	A	Belmont	48 90	120	A	High Point	55 81
16	A	Duke	45 79					84	A	North Carolina	56 91	144	H	Liberty	64 76
								96	A	Chattanooga	51 71	164	H	Furman	76 75
												205	A	Radford	55 93
												213	H	Gardner-Webb	72 69
												225	H	UNCG	57 64
												229	A	San Diego St.	50 77
												247	H	Campbell	65 59
												250	H	Kennesaw St.	51 60
												306	A	USC Upstate	83 69
												333	H	N. C. Central	69 60
												344	H	Winthrop	78 45
												348	A	Longwood	56 66

LAST 12 Division I GAMES:															
344	H	Winthrop	78 45	144	H	Liberty	64 76								
205	A	Radford	55 93	164	H	Furman	76 75								
213	H	Gardner-Webb	72 69	225	H	UNCG	57 64								
247	H	Campbell	65 59	333	H	N. C. Central	69 60								
120	A	High Point	55 81	84	A	North Carolina	56 91								
348	A	Longwood	56 66	76	A	Belmont	48 90								

Non-Div I Games:

Princeton				Through Games Of Jan. 23, 2018							
Average RPI	Win:	171	WON-LOST	WINNING	LAST 10	STRENGTH OF	OPP. STRENGTH	TEAM	ADJ.	CONF.	ADJ CONF.
Average RPI	Loss:	32	RECORD	PCT. RANK	GAMES	SCHEDULE	OF SCHEDULE	RPI	RPI	RPI	RPI
DIV. I ONLY			13- 3	28	9- 1	131	68	48	48	9	9
DIV. I NON-CONF.			10- 3	51	7- 2	119	33	47	47	9	9

TOTALS	RPI 1-25			RPI 26-50		W-L RECORDS		RPI 51-100		RPI 101-999	RPI 201+
13- 3	0- 1			0- 1		OVERALL		5- 1		8- 0	5- 0
5- 2	0- 0			0- 1		HOME		2- 1		3- 0	3- 0
6- 1	0- 1			0- 0		AWAY		2- 0		4- 0	2- 0
2- 0	0- 0			0- 0		NEUTRAL		1- 0		1- 0	0- 0
10- 3	0- 1			0- 1		NON-CONFERENCE		5- 1		5- 0	3- 0
3- 2	0- 0			0- 1		HOME		2- 1		1- 0	1- 0
5- 1	0- 1			0- 0		AWAY		2- 0		3- 0	2- 0
2- 0	0- 0			0- 0		NEUTRAL		1- 0		1- 0	0- 0
3- 0	0- 0			0- 0		CONFERENCE		0- 0		3- 0	2- 0
2- 0	0- 0			0- 0		HOME		0- 0		2- 0	2- 0
1- 0	0- 0			0- 0		AWAY		0- 0		1- 0	0- 0
0- 0	0- 0			0- 0		NEUTRAL		0- 0		0- 0	0- 0

RPI 1-25				RPI 26-50				Team's RPI: 48				RPI 51-100				RPI 101+			
RPI	S	Opponent	Score	RPI	S	Opponent	Score					RPI	S	Opponent	Score	RPI	S	Opponent	Score
14	A	Rutgers	50 70	27	H	Villanova	59 62					55	H	Georgia Tech	56 67	113	A	Penn	70 55
												56	A	Quinnipiac	60 46	149	A	Davison	63 57
												91	H	George Washington	72 52	163	N	Saint Joseph's	63 54
												96	N	Chattanooga	59 49	205	H	Columbia	69 47
												98	A	Seton Hall	85 83	238	A	Lafayette	53 45
												99	H	Delaware	78 60	266	H	Cornell	75 54
																319	A	Wagner	58 37
																328	H	UMBC	77 40

										LAST 12 Division I GAMES:									
266	H	Cornell	75 54	319	A	Wagner	58 37			14	A	Rutgers	50 70						
205	H	Columbia	69 47							56	A	Quinnipiac	60 46						
113	A	Penn	70 55							238	A	Lafayette	53 45						
328	H	UMBC	77 40							99	H	Delaware	78 60						
96	N	Chattanooga	59 49							27	H	Villanova	59 62						
163	N	Saint Joseph's	63 54																

Non-Div I Games:

Princeton

Average RPI Win:	183	WON-LOST	WINNING	LAST 10	STRENGTH OF	OPP. STRENGTH	TEAM	ADJ.	CONF.	ADJ CONF.
Average RPI Loss:	100	RECORD	PCT. RANK	GAMES	SCHEDULE	OF SCHEDULE	RPI	RPI	RPI	RPI
DIV. I ONLY	8- 13	244	2- 8	120	65	178	178	6	6	
DIV. I NON-CONF.	7- 5	132	1- 2	217	189	156	156	5	5	
<hr/>										
TOTALS	RPI 1-25	RPI 26-50	W-L RECORDS	RPI 51-100	RPI 101-999	RPI 201+				
8- 13	0- 1	1- 2	OVERALL	0- 6	7- 4	2- 2				
2- 7	0- 1	0- 2	HOME	0- 2	2- 2	1- 1				
3- 6	0- 0	1- 0	AWAY	0- 4	2- 2	0- 1				
3- 0	0- 0	0- 0	NEUTRAL	0- 0	3- 0	1- 0				
7- 5	0- 0	0- 0	NON-CONFERENCE	0- 3	7- 2	2- 2				
2- 3	0- 0	0- 0	HOME	0- 2	2- 1	1- 1				
2- 2	0- 0	0- 0	AWAY	0- 1	2- 1	0- 1				
3- 0	0- 0	0- 0	NEUTRAL	0- 0	3- 0	1- 0				
1- 8	0- 1	1- 2	CONFERENCE	0- 3	0- 2	0- 0				
0- 4	0- 1	0- 2	HOME	0- 0	0- 1	0- 0				
1- 4	0- 0	1- 0	AWAY	0- 3	0- 1	0- 0				
0- 0	0- 0	0- 0	NEUTRAL	0- 0	0- 0	0- 0				

RPI	S	Opponent	Score	RPI	S	Opponent	Score	RPI	S	Opponent	Score	RPI	S	Opponent	Score	Team's RPI: 178
19	H	Marquette	60 77	27	H	Villanova	55 63	54	A	Creighton	56 73	101	N	Wright St.	74 69	
				28	H	DePaul	48 71	56	A	Quinnipiac	36 62	126	A	Yale	55 51	
				38	A	St. John's (NY)	49 44	78	H	Penn St.	51 60	152	H	Georgetown	43 75	
								79	A	Butler	57 68	156	A	Xavier	59 68	
								89	H	Brown	59 64	172	N	Stetson	56 45	
								98	A	Seton Hall	56 65	179	H	Boston College	63 55	
												184	A	Northeastern	98 95	
												205	H	Columbia	64 73	
												257	A	Sacred Heart	75 78	
												320	H	Rhode Island	65 41	
												343	N	Savannah St.	78 48	
<hr/>																
LAST 12 Division I GAMES:																
				79	A	Butler	57 68	38	A	St. John's (NY)	49 44					
				156	A	Xavier	59 68	27	H	Villanova	55 63					
				54	A	Creighton	56 73	152	H	Georgetown	43 75					
				19	H	Marquette	60 77	179	H	Boston College	63 55					
				28	H	DePaul	48 71	257	A	Sacred Heart	75 78					
				98	A	Seton Hall	56 65	56	A	Quinnipiac	36 62					

Non-Div I Games:

Providence

Through Games Of Jan. 23, 2018										
Purdue		Average RPI	Win:	149	WON-LOST	WINNING	LAST 10	STRENGTH OF	OPP. STRENGTH	TEAM
		Average RPI	Loss:	52	RECORD	PCT. RANK	GAMES	SCHEDULE	OF SCHEDULE	RPI
DIV. I ONLY				13- 7		89	7- 3	28	46	47
DIV. I NON-CONF.				9- 5		99	4- 2	38	99	57
ADJ.										47
CONF.										3
ADJ CONF.										3
RPI										4
RPI										4

TOTALS		RPI 1-25			RPI 26-50		W-L RECORDS	RPI 51-100	RPI 101-999	RPI 201+
13- 7		1- 1			2- 1		OVERALL	1- 5	9- 0	4- 0
9- 2		1- 0			0- 1		HOME	1- 1	7- 0	3- 0
3- 4		0- 1			2- 0		AWAY	0- 3	1- 0	1- 0
1- 1		0- 0			0- 0		NEUTRAL	0- 1	1- 0	0- 0
9- 5		0- 0			1- 1		NON-CONFERENCE	1- 4	7- 0	4- 0
6- 2		0- 0			0- 1		HOME	1- 1	5- 0	3- 0
2- 2		0- 0			1- 0		AWAY	0- 2	1- 0	1- 0
1- 1		0- 0			0- 0		NEUTRAL	0- 1	1- 0	0- 0
4- 2		1- 1			1- 0		CONFERENCE	0- 1	2- 0	0- 0
3- 0		1- 0			0- 0		HOME	0- 0	2- 0	0- 0
1- 2		0- 1			1- 0		AWAY	0- 1	0- 0	0- 0
0- 0		0- 0			0- 0		NEUTRAL	0- 0	0- 0	0- 0

RPI 1-25				RPI 26-50				RPI 51-100				RPI 101+			
RPI	S	Opponent	Score	RPI	S	Opponent	Score	RPI	S	Opponent	Score	RPI	S	Opponent	Score
14	A	Rutgers	50 58	31	A	Iowa	76 70	52	N	Southern Cal i fornia	46 58	124	H	Mi ami (OH)	75 66
14	H	Rutgers	47 33	35	H	Bal l St.	60 66	55	A	Georgi a Tech	55 68	150	H	Lamar Uni versi ty	79 64
				39	A	Central Mi ch.	79 69	62	A	Utah	68 81	182	H	Wi sconsi n	57 35
								65	H	Saint Mary's (CA)	70 60	188	H	Northwestern	63 60
								72	A	Indi ana	54 72	189	N	Marist	61 47
								77	H	Ohio	71 77	210	H	Eastern Wash.	65 40
												236	A	Hawai i	79 67
												246	H	UT Mart in	60 58
												263	H	Val parai so	95 49

LAST 12 Di vi si on I GAMES:															
188	H	Northwestern	63 60	65	H	Saint Mary's (CA)	70 60	246	H	UT Mart in	60 58				
31	A	Iowa	76 70					210	H	Eastern Wash.	65 40				
14	H	Rutgers	47 33					77	H	Ohio	71 77				
72	A	Indi ana	54 72												
182	H	Wi sconsi n	57 35					263	H	Val parai so	95 49				
14	A	Rutgers	50 58	35	H	Bal l St.	60 66								

Non-Di v I Games:

Purdue

Average RPI	Win:	203	WON-LOST	WINNING	LAST 10	STRENGTH OF	OPP. STRENGTH	TEAM	ADJ.	CONF.	ADJ CONF.
Average RPI	Loss:	28	RECORD	PCT. RANK	GAMES	SCHEDULE	OF SCHEDULE	RPI	RPI	RPI	RPI
DIV. I ONLY		15- 5		44	10- 0	107	129	56	56	25	25
DIV. I NON-CONF.		6- 5		153	1- 2	6	15	21	21	25	25

TOTALS	RPI 1-25		RPI 26-50		W-L RECORDS	RPI 51-100		RPI 101-999		RPI 201+	
15- 5	0- 2		2- 3		OVERALL	1- 0		12- 0		8- 0	
9- 1	0- 0		1- 1		HOME	1- 0		7- 0		4- 0	
6- 3	0- 1		1- 2		AWAY	0- 0		5- 0		4- 0	
0- 1	0- 1		0- 0		NEUTRAL	0- 0		0- 0		0- 0	
6- 5	0- 2		2- 3		NON-CONFERENCE	1- 0		3- 0		1- 0	
3- 1	0- 0		1- 1		HOME	1- 0		1- 0		0- 0	
3- 3	0- 1		1- 2		AWAY	0- 0		2- 0		1- 0	
0- 1	0- 1		0- 0		NEUTRAL	0- 0		0- 0		0- 0	
9- 0	0- 0		0- 0		CONFERENCE	0- 0		9- 0		7- 0	
6- 0	0- 0		0- 0		HOME	0- 0		6- 0		4- 0	
3- 0	0- 0		0- 0		AWAY	0- 0		3- 0		3- 0	
0- 0	0- 0		0- 0		NEUTRAL	0- 0		0- 0		0- 0	

RPI 1-25				RPI 26-50				RPI 51-100				RPI 101+			
RPI	S	Opponent	Score	RPI	S	Opponent	Score	RPI	S	Opponent	Score	RPI	S	Opponent	Score
6	A	Ohio St.	63 95	31	A	Iowa	67 83	60	H	Dayton	72 66	178	H	Provi dence	62 36
11	N	Missouri	51 66	39	A	Central Mi ch.	84 70					183	A	Hampton	64 58
				40	H	Northern Colo.	60 49					189	H	Marist	62 56
				44	A	Michigan St.	55 74					200	H	Siena	68 54
				48	H	Princeton	46 60					207	H	Niagara	77 61
												224	A	Richmond	81 65
												225	A	Manhattan	80 64
												268	H	Rider	73 66
												276	H	Fairfield	77 45
												287	A	Monmouth	76 55
												336	A	Iona	74 38
												337	H	Saint Peter's	86 39

LAST 12 Division I GAMES:															
				276	H	Fairfield	77 45	207	H	Niagara	77 61				
				287	A	Monmouth	76 55	225	A	Manhattan	80 64				
				268	H	Rider	73 66	200	H	Siena	68 54				
				337	H	Saint Peter's	86 39	39	A	Central Mi ch.	84 70				
				189	H	Marist	62 56	44	A	Michigan St.	55 74				
				336	A	Iona	74 38	48	H	Princeton	46 60				

Non-Div I Games:

Qui nni pi ac

Average RPI	Win:	276	WON-LOST	WINNING	LAST 10	STRENGTH OF	OPP. STRENGTH	TEAM	ADJ.	CONF.	ADJ CONF.
Average RPI	Loss:	161	RECORD	PCT. RANK	GAMES	SCHEDULE	OF SCHEDULE	RPI	RPI	RPI	RPI
DIV. I ONLY		11- 6		94	7- 2	327	282	205	205	29	29
DIV. I NON-CONF.		6- 4		122	3- 1	303	198	180	180	29	29

TOTALS	RPI 1-25		RPI 26-50		W-L RECORDS	RPI 51-100		RPI 101-999		RPI 201+	
11- 6	0- 0		0- 1		OVERALL	0- 2		11- 3		10- 3	
6- 1	0- 0		0- 0		HOME	0- 0		6- 1		5- 1	
3- 4	0- 0		0- 0		AWAY	0- 0		3- 2		3- 2	
2- 1	0- 0		0- 1		NEUTRAL	0- 0		2- 0		2- 0	
6- 4	0- 0		0- 1		NON-CONFERENCE	0- 2		6- 1		6- 1	
3- 0	0- 0		0- 0		HOME	0- 0		3- 0		3- 0	
1- 3	0- 0		0- 0		AWAY	0- 2		1- 1		1- 1	
2- 1	0- 0		0- 1		NEUTRAL	0- 0		2- 0		2- 0	
5- 2	0- 0		0- 0		CONFERENCE	0- 0		5- 2		4- 2	
3- 1	0- 0		0- 0		HOME	0- 0		3- 1		2- 1	
2- 1	0- 0		0- 0		AWAY	0- 0		2- 1		2- 1	
0- 0	0- 0		0- 0		NEUTRAL	0- 0		0- 0		0- 0	

RPI 1-25				RPI 26-50				RPI 51-100				RPI 101+				Team's RPI: 205
RPI	S	Opponent	Score	RPI	S	Opponent	Score	RPI	S	Opponent	Score	RPI	S	Opponent	Score	
				33	N	West Virginia	55 75	73	A	Virginia Tech	42 68	120	H	High Point	50 47	
								84	A	North Carolina	46 79	213	A	Gardner-Webb	53 69	
												225	H	UNCG	56 53	
												227	N	Abilene Christian	71 65	
												249	H	UNC Asheville	56 67	
												260	H	Presbyterian	93 55	
												273	N	Towson	69 66	
												281	H	Appalachian St.	61 40	
												304	H	VCU	79 62	
												315	A	Western Caro.	27 39	
												325	A	Tennessee Tech	60 41	
												329	A	Charleston So.	61 56	
												344	H	Winthrop	78 52	
												348	A	Longwood	52 33	
LAST 12 Division I GAMES:																
				120	H	High Point	50 47	344	H	Winthrop	78 52					
				260	H	Presbyterian	93 55	273	N	Towson	69 66					
				348	A	Longwood	52 33	227	N	Abilene Christian	71 65					
				329	A	Charleston So.	61 56	33	N	West Virginia	55 75					
				249	H	UNC Asheville	56 67	304	H	VCU	79 62					
				213	A	Gardner-Webb	53 69	315	A	Western Caro.	27 39					

Non-Div I Games: UVa-Wise 75 43

Radford

Average RPI Win:	276	WON-LOST	WINNING	LAST 10	STRENGTH OF	OPP. STRENGTH	TEAM	ADJ.	CONF.	ADJ CONF.
Average RPI Loss:	160	RECORD	PCT. RANK	GAMES	SCHEDULE	OF SCHEDULE	RPI	RPI	RPI	RPI
DIV. I ONLY	3- 16	318	1- 8	245	183	320	320	13	13	
DIV. I NON-CONF.	2- 10	300	1- 3	229	235	316	316	11	11	

TOTALS	RPI 1-25	RPI 26-50	W-L RECORDS	RPI 51-100	RPI 101-999	RPI 201+				
3- 16	0- 0	0- 2	OVERALL	0- 1	3- 13	3- 5				
3- 5	0- 0	0- 1	HOME	0- 0	3- 4	3- 3				
0- 10	0- 0	0- 1	AWAY	0- 1	0- 8	0- 1				
0- 1	0- 0	0- 0	NEUTRAL	0- 0	0- 1	0- 1				
2- 10	0- 0	0- 2	NON-CONFERENCE	0- 0	2- 8	2- 2				
2- 2	0- 0	0- 1	HOME	0- 0	2- 1	2- 1				
0- 7	0- 0	0- 1	AWAY	0- 0	0- 6	0- 0				
0- 1	0- 0	0- 0	NEUTRAL	0- 0	0- 1	0- 1				
1- 6	0- 0	0- 0	CONFERENCE	0- 1	1- 5	1- 3				
1- 3	0- 0	0- 0	HOME	0- 0	1- 3	1- 2				
0- 3	0- 0	0- 0	AWAY	0- 1	0- 2	0- 1				
0- 0	0- 0	0- 0	NEUTRAL	0- 0	0- 0	0- 0				

RPI 1-25				RPI 26-50				RPI 51-100				RPI 101+ Team's RPI: 320			
RPI	S	Opponent	Score	RPI	S	Opponent	Score	RPI	S	Opponent	Score	RPI	S	Opponent	Score
				41	H	Minnesota	60 82	60	A	Dayton	58 116	104	H	George Mason	53 92
				44	A	Michigan St.	38 82					105	A	Dartmouth	54 70
												113	A	Penn	66 84
												135	A	Jacksonville St.	53 63
												149	A	Davi dson	67 77
												176	A	Samford	37 67
												178	A	Provi dence	41 65
												189	A	Marist	42 64
												203	H	La Salle	72 63
												220	H	Holy Cross	63 69
												224	H	Richmond	53 74
												233	A	St. Bonaventure	70 81
												276	H	Fairfield	62 47
												278	N	Bryant	52 58
												304	H	VCU	49 61
												349	H	UMass Lowell	81 64
LAST 12 Division I GAMES:															
				203	H	La Salle	72 63	224	H	Richmond	53 74				
				233	A	St. Bonaventure	70 81	113	A	Penn	66 84				
				104	H	George Mason	53 92	220	H	Holy Cross	63 69				
				304	H	VCU	49 61	276	H	Fairfield	62 47				
				149	A	Davi dson	67 77	44	A	Michigan St.	38 82				
				60	A	Dayton	58 116	189	A	Marist	42 64				

Non-Div I Games: Southern Conn. St. 57 62

Rhode Island

Average RPI Win:	264	WON-LOST	WINNING	LAST 10	STRENGTH OF	OPP. STRENGTH	TEAM	ADJ.	CONF.	ADJ CONF.
Average RPI Loss:	136	RECORD	PCT. RANK	GAMES	SCHEDULE	OF SCHEDULE	RPI	RPI	RPI	RPI
DIV. I ONLY	14- 3	24	9- 1	343	184	123	123	18	18	
DIV. I NON-CONF.	10- 2	33	5- 2	341	215	139	139	19	19	

TOTALS	RPI 1-25	RPI 26-50	W-L RECORDS	RPI 51-100	RPI 101-999	RPI 201+				
14- 3	0- 1	0- 0	OVERALL	0- 0	14- 2	11- 1				
6- 0	0- 0	0- 0	HOME	0- 0	6- 0	5- 0				
8- 3	0- 1	0- 0	AWAY	0- 0	8- 2	6- 1				
0- 0	0- 0	0- 0	NEUTRAL	0- 0	0- 0	0- 0				
10- 2	0- 1	0- 0	NON-CONFERENCE	0- 0	10- 1	9- 0				
5- 0	0- 0	0- 0	HOME	0- 0	5- 0	4- 0				
5- 2	0- 1	0- 0	AWAY	0- 0	5- 1	5- 0				
0- 0	0- 0	0- 0	NEUTRAL	0- 0	0- 0	0- 0				
4- 1	0- 0	0- 0	CONFERENCE	0- 0	4- 1	2- 1				
1- 0	0- 0	0- 0	HOME	0- 0	1- 0	1- 0				
3- 1	0- 0	0- 0	AWAY	0- 0	3- 1	1- 1				
0- 0	0- 0	0- 0	NEUTRAL	0- 0	0- 0	0- 0				

RPI 1-25				RPI 26-50				RPI 51-100				RPI 101+ Team's RPI: 123			
RPI	S	Opponent	Score	RPI	S	Opponent	Score	RPI	S	Opponent	Score	RPI	S	Opponent	Score
15	A	Texas A&M	76 82									112	A	Kansas	65 73
												125	H	Little Rock	58 51
												193	A	Charlotte	62 55
												199	A	Fla. Atlantic	67 53
												205	H	Columbia	67 44
												218	A	North Texas	50 49
												267	A	A&M-Corpus Christi	67 56
												277	A	Grand Canyon	69 59
												280	A	FIU	58 68
												282	H	Incarnate Word	60 43
												296	A	Prairie View	88 68
												312	H	UTSA	83 52
												323	A	Northern Ariz.	88 83
												330	H	La. -Monroe	63 47
												335	H	Houston Baptist	67 45
												339	A	Sam Houston St.	79 50

LAST 12 Division I GAMES:															
193	A	Charlotte	62 55	296	A	Prairie View	88 68	267	A	A&M-Corpus Christi	67 56				
280	A	FIU	58 68					330	H	La. -Monroe	63 47				
199	A	Fla. Atlantic	67 53					282	H	Incarnate Word	60 43				
312	H	UTSA	83 52					15	A	Texas A&M	76 82				
218	A	North Texas	50 49					112	A	Kansas	65 73				
205	H	Columbia	67 44												

Non-Div I Games:

Rice

R
i
c
h
m
o
n
d

Ri chmond				Through Games Of Jan. 23, 2018							
Average RPI	Wi n:	273	WON-LOST	WINNING	LAST 10	STRENGTH OF	OPP. STRENGTH	TEAM	ADJ.	CONF.	ADJ CONF.
Average RPI	Loss:	127	RECORD	PCT. RANK	GAMES	SCHEDULE	OF SCHEDULE	RPI	RPI	RPI	RPI
DIV. I ONLY			7- 13	259	2- 8	161	226	224	224	13	13
DIV. I NON-CONF.			5- 8	220	0- 5	154	303	209	209	11	11

TOTALS		RPI 1-25		RPI 26-50		W-L RECORDS		RPI 51-100	RPI 101-999		RPI 201+
7- 13		0- 0		0- 0		OVERALL		0- 3	7- 10		7- 0
1- 7		0- 0		0- 0		HOME		0- 3	1- 4		1- 0
5- 3		0- 0		0- 0		AWAY		0- 0	5- 0		5- 0
1- 3		0- 0		0- 0		NEUTRAL		0- 0	1- 3		1- 0
5- 8		0- 0		0- 0		NON-CONFERENCE		0- 2	5- 6		5- 0
0- 4		0- 0		0- 0		HOME		0- 2	0- 2		0- 0
4- 1		0- 0		0- 0		AWAY		0- 0	4- 1		4- 0
1- 3		0- 0		0- 0		NEUTRAL		0- 0	1- 3		1- 0
2- 5		0- 0		0- 0		CONFERENCE		0- 1	2- 4		2- 0
1- 3		0- 0		0- 0		HOME		0- 1	1- 2		1- 0
1- 2		0- 0		0- 0		AWAY		0- 0	1- 2		1- 0
0- 0		0- 0		0- 0		NEUTRAL		0- 0	0- 0		0- 0

RPI 1-25				RPI 26-50				RPI 51-100				RPI 101+ Team's RPI: 224			
RPI	S	Opponent	Score	RPI	S	Opponent	Score	RPI	S	Opponent	Score	RPI	S	Opponent	Score
								56	H	Qui nni pi ac	65 81	101	N	Wright St.	69 85
								75	H	Fordham	38 43	102	H	Wake Forest	81 85
								83	H	Navy	56 76	104	A	George Mason	56 77
												110	H	Saint Louis	61 79
												146	H	William & Mary	64 78
												149	H	Davi dson	65 68
												163	A	Saint Joseph' s	72 81
												172	A	Stetson	67 72
												191	N	Flori da	80 87
												198	N	Bethune-Cookman	50 63
												203	H	La Salle	77 51
												205	A	Col umbi a	85 79
												242	A	East Carol ina	65 64
												276	A	Fairfield	72 67
												320	A	Rhode Island	74 53
												324	A	Old Domini on	54 45
												343	N	Savannah St.	100 63

LAST 12 Di vi si on I GAMES:															
				75	H	Fordham	38 43	320	A	Rhode Island	74 53				
				104	A	George Mason	56 77	198	N	Bethune-Cookman	50 63				
				149	H	Davi dson	65 68	172	A	Stetson	67 72				
				163	A	Saint Joseph' s	72 81	83	H	Navy	56 76				
				203	H	La Salle	77 51	56	H	Qui nni pi ac	65 81				
				110	H	Saint Louis	61 79	146	H	William & Mary	64 78				

Non-Di v I Games:

Ri chmond

R
i
c
h
m
o
n
d

Average RPI Win: **281**
 Average RPI Loss: **177**

WON-LOST
RECORD

WINNING
PCT. RANK

LAST 10
GAMES

STRENGTH OF
SCHEDULE

OPP. STRENGTH
OF SCHEDULE

TEAM
RPI

ADJ.
RPI

CONF.
RPI

ADJ CONF.
RPI

DIV. I ONLY	7- 12	250	5- 5	284	309	268	268	25	25
DIV. I NON-CONF.	3- 8	268	2- 2	273	310	287	287	25	25

TOTALS	RPI 1-25	RPI 26-50	W-L RECORDS	RPI 51-100	RPI 101-999	RPI 201+			
7- 12	0- 0	0- 0	OVERALL	0- 3	7- 9	7- 4			
3- 5	0- 0	0- 0	HOME	0- 0	3- 5	3- 1			
4- 6	0- 0	0- 0	AWAY	0- 3	4- 3	4- 2			
0- 1	0- 0	0- 0	NEUTRAL	0- 0	0- 1	0- 1			
3- 8	0- 0	0- 0	NON-CONFERENCE	0- 2	3- 6	3- 4			
1- 3	0- 0	0- 0	HOME	0- 0	1- 3	1- 1			
2- 4	0- 0	0- 0	AWAY	0- 2	2- 2	2- 2			
0- 1	0- 0	0- 0	NEUTRAL	0- 0	0- 1	0- 1			
4- 4	0- 0	0- 0	CONFERENCE	0- 1	4- 3	4- 0			
2- 2	0- 0	0- 0	HOME	0- 0	2- 2	2- 0			
2- 2	0- 0	0- 0	AWAY	0- 1	2- 1	2- 0			
0- 0	0- 0	0- 0	NEUTRAL	0- 0	0- 0	0- 0			

RPI 1-25				RPI 26-50				RPI 51-100				RPI 101+				Team's RPI: 268
RPI	S	Opponent	Score	RPI	S	Opponent	Score	RPI	S	Opponent	Score	RPI	S	Opponent	Score	
								56	A	Qui nni pi ac	66 73	168	H	Bi nghamton	54 76	
								83	A	Navy	44 63	181	H	Bucknel l	71 76	
								98	A	Seton Hal l	49 85	189	A	Marist	67 68	
												189	H	Marist	69 80	
												200	H	Si ena	67 71	
												203	A	La Sal l e	76 55	
												207	H	Ni agara	65 58	
												220	H	Holy Cross	56 83	
												238	A	Lafayette	45 60	
												242	N	East Carolina	63 66	
												264	A	Mt. St. Mary's	78 82	
												276	A	Fairfi eld	61 45	
												299	H	Canis ius	70 54	
												302	H	Vermont	64 49	
												337	A	Saint Peter's	57 52	
												340	A	NJIT	79 64	
LAST 12 Di vi si on I GAMES:																
189	A	Marist	67 68	200	H	Si ena	67 71									
207	H	Ni agara	65 58	189	H	Marist	69 80									
56	A	Qui nni pi ac	66 73	168	H	Bi nghamton	54 76									
276	A	Fairfi eld	61 45	340	A	NJIT	79 64									
299	H	Canis ius	70 54	264	A	Mt. St. Mary's	78 82									
337	A	Saint Peter's	57 52	203	A	La Sal l e	76 55									

R
i
d
e
rR
i
d
e
r

Non-Di v I Games:

Ri der

Average RPI Win:	254	WON-LOST	WINNING	LAST 10	STRENGTH OF	OPP. STRENGTH	TEAM	ADJ.	CONF.	ADJ CONF.
Average RPI Loss:	116	RECORD	PCT. RANK	GAMES	SCHEDULE	OF SCHEDULE	RPI	RPI	RPI	RPI
DIV. I ONLY	13- 4	41	8- 1	311	229	147	147	28	28	
DIV. I NON-CONF.	6- 4	122	3- 1	321	110	221	221	28	28	
<hr/>										
TOTALS	RPI 1-25	RPI 26-50	W-L RECORDS	RPI 51-100	RPI 101-999	RPI 201+				
13- 4	0- 0	0- 1	OVERALL	0- 0	13- 3	11- 0				
6- 2	0- 0	0- 0	HOME	0- 0	6- 2	5- 0				
7- 1	0- 0	0- 1	AWAY	0- 0	7- 0	6- 0				
0- 1	0- 0	0- 0	NEUTRAL	0- 0	0- 1	0- 0				
6- 4	0- 0	0- 1	NON-CONFERENCE	0- 0	6- 3	5- 0				
3- 2	0- 0	0- 0	HOME	0- 0	3- 2	3- 0				
3- 1	0- 0	0- 1	AWAY	0- 0	3- 0	2- 0				
0- 1	0- 0	0- 0	NEUTRAL	0- 0	0- 1	0- 0				
7- 0	0- 0	0- 0	CONFERENCE	0- 0	7- 0	6- 0				
3- 0	0- 0	0- 0	HOME	0- 0	3- 0	2- 0				
4- 0	0- 0	0- 0	AWAY	0- 0	4- 0	4- 0				
0- 0	0- 0	0- 0	NEUTRAL	0- 0	0- 0	0- 0				

RPI 1-25				RPI 26-50				RPI 51-100				RPI 101+ Team's RPI: 147			
RPI	S	Opponent	Score	RPI	S	Opponent	Score	RPI	S	Opponent	Score	RPI	S	Opponent	Score
				44	A	Michigan St.	58 100					115	H	Kent St.	31 46
												130	H	Bowling Green	62 64
												148	H	Saint Francis (PA)	63 62
												170	A	Cal Poly	66 50
												174	N	San Francisco	45 57
												235	H	Youngstown St.	84 52
												238	H	Lafayette	63 42
												251	H	LIU Brooklyn	60 53
												257	A	Sacred Heart	91 57
												262	A	Northern Ky.	59 50
												264	A	Mt. St. Mary's	77 68
												279	H	St. Francis Brooklyn	59 36
												287	H	Monmouth	56 38
												290	A	Fairleigh Dickinson	77 68
												303	A	Delaware St.	65 42
												319	A	Wagner	58 52
<hr/>															
LAST 12 Division I GAMES:															
				264	A	Mt. St. Mary's	77 68	290	A	Fairleigh Dickinson	77 68				
				319	A	Wagner	58 52	115	H	Kent St.	31 46				
				148	H	Saint Francis (PA)	63 62	238	H	Lafayette	63 42				
				279	H	St. Francis Brooklyn	59 36	303	A	Delaware St.	65 42				
				251	H	LIU Brooklyn	60 53	287	H	Monmouth	56 38				
				257	A	Sacred Heart	91 57	235	H	Youngstown St.	84 52				

Non-Div I Games: Clarion 67 60

Robert Morris

Average RPI Win: 103

Average RPI Loss: 55

WON-LOST
RECORDWINNING
PCT. RANKLAST 10
GAMESSTRENGTH OF
SCHEDULEOPP. STRENGTH
OF SCHEDULETEAM
RPIADJ.
RPICONF.
RPIADJ CONF.
RPIDIV. I ONLY
DIV. I NON-CONF.17- 5
12- 239
227- 3
4- 015
1625
2814
1014
103
43
4

TOTALS

RPI 1-25

RPI 26-50

W-L RECORDS

RPI 51-100

RPI 101-999

RPI 201+

17- 5

1- 1

6- 1

OVERALL

4- 3

6- 0

1- 0

12- 1

1- 0

5- 0

HOME

2- 1

4- 0

1- 0

4- 2

0- 0

1- 1

AWAY

1- 1

2- 0

0- 0

1- 2

0- 1

0- 0

NEUTRAL

1- 1

0- 0

0- 0

12- 2

1- 1

3- 0

NON-CONFERENCE

3- 1

5- 0

1- 0

8- 0

1- 0

3- 0

HOME

1- 0

3- 0

1- 0

3- 0

0- 0

0- 0

AWAY

1- 0

2- 0

0- 0

1- 2

0- 1

0- 0

NEUTRAL

1- 1

0- 0

0- 0

5- 3

0- 0

3- 1

CONFERENCE

1- 2

1- 0

0- 0

4- 1

0- 0

2- 0

HOME

1- 1

1- 0

0- 0

1- 2

0- 0

1- 1

AWAY

0- 1

0- 0

0- 0

0- 0

0- 0

0- 0

NEUTRAL

0- 0

0- 0

0- 0

RPI 1-25

Team's RPI: 14

RPI 26-50

RPI 51-100

RPI 101+

RPI	S	Opponent	Score
18	H	NC State	57 53
22	N	South Carolina	68 78

RPI	S	Opponent	Score
37	H	Virginia	52 43
41	H	Minnesota	80 70
44	A	Michigan St.	61 58
45	H	Houston	75 57
47	A	Purdue	33 47
47	H	Purdue	58 50
48	H	Princeton	70 50

RPI	S	Opponent	Score
61	H	Nebraska	42 52
69	N	Washington St.	60 63
78	A	Penn St.	67 70
78	H	Penn St.	70 65
87	A	James Madison	76 63
97	N	Western Mich.	75 64
98	H	Seton Hall	70 45

RPI	S	Opponent	Score
102	H	Wake Forest	65 51
165	A	Temple	84 67
166	H	Illinois	76 37
193	A	Charlotte	77 54
200	H	Siena	59 47
290	H	Fairleigh Dickinson	101 35

LAST 12 Division I GAMES:

61	H	Nebraska	42 52	44	A	Michigan St.	61 58
78	A	Penn St.	67 70	47	H	Purdue	58 50
41	H	Minnesota	80 70	45	H	Houston	75 57
47	A	Purdue	33 47	48	H	Princeton	70 50
78	H	Penn St.	70 65	290	H	Fairleigh Dickinson	101 35
166	H	Illinois	76 37	98	H	Seton Hall	70 45

Non-Div I Games:

Rutgers

Average RPI Win:	255	WON-LOST	WINNING	LAST 10	STRENGTH OF	OPP. STRENGTH	TEAM	ADJ.	CONF.	ADJ CONF.
Average RPI Loss:	178	RECORD	PCT. RANK	GAMES	SCHEDULE	OF SCHEDULE	RPI	RPI	RPI	RPI
DIV. I ONLY	10- 3	40	6- 2	338	253	133	133	27	27	
DIV. I NON-CONF.	4- 3	143	1- 2	284	277	172	172	26	26	

TOTALS	RPI 1-25	RPI 26-50	W-L RECORDS	RPI 51-100	RPI 101-999	RPI 201+				
10- 3	0- 0	0- 0	OVERALL	1- 1	9- 2	8- 2				
5- 0	0- 0	0- 0	HOME	1- 0	4- 0	4- 0				
3- 3	0- 0	0- 0	AWAY	0- 1	3- 2	2- 2				
2- 0	0- 0	0- 0	NEUTRAL	0- 0	2- 0	2- 0				
4- 3	0- 0	0- 0	NON-CONFERENCE	1- 1	3- 2	3- 2				
2- 0	0- 0	0- 0	HOME	1- 0	1- 0	1- 0				
0- 3	0- 0	0- 0	AWAY	0- 1	0- 2	0- 2				
2- 0	0- 0	0- 0	NEUTRAL	0- 0	2- 0	2- 0				
6- 0	0- 0	0- 0	CONFERENCE	0- 0	6- 0	5- 0				
3- 0	0- 0	0- 0	HOME	0- 0	3- 0	3- 0				
3- 0	0- 0	0- 0	AWAY	0- 0	3- 0	2- 0				
0- 0	0- 0	0- 0	NEUTRAL	0- 0	0- 0	0- 0				

S
F
A

RPI 1-25				RPI 26-50				RPI 51-100				RPI 101+ Team's RPI: 133			
RPI	S	Opponent	Score	RPI	S	Opponent	Score	RPI	S	Opponent	Score	RPI	S	Opponent	Score
								68	A	Kansas St.	49 74	177	A	New Orleans	74 67
								95	H	South Dakota	77 55	222	A	Montana St.	54 59
												227	H	Abilene Christian	66 55
												244	A	Montana	52 60
												255	A	Nicholls St.	86 73
												274	N	Alcorn	83 79
												282	H	Incarnate Word	60 49
												298	H	Southeastern La.	79 67
												307	H	Coppin St.	72 59
												317	N	Alabama St.	77 50
												318	A	Northwestern St.	70 62
LAST 12 Division I GAMES:															
227	H	Abilene Christian	66 55	222	A	Montana St.	54 59								
282	H	Incarnate Word	60 49	244	A	Montana	52 60								
177	A	New Orleans	74 67	95	H	South Dakota	77 55								
318	A	Northwestern St.	70 62	274	N	Alcorn	83 79								
255	A	Nicholls St.	86 73	317	N	Alabama St.	77 50								
298	H	Southeastern La.	79 67	307	H	Coppin St.	72 59								

S
F
A

Non-Div I Games: Howard Payne 105 35 Central Baptist 97 34 Tex. A&M-Commerce 83 61 Cent. Christian (KS) 105 32 SFA

**S
I
U
E**

S
I
U
E

SI UE

SMU				Through Games Of Jan. 23, 2018										
Average RPI	Win:	240		WON-LOST	WINNING	LAST 10	STRENGTH OF	OPP. STRENGTH	TEAM	ADJ.	CONF.	ADJ CONF.		
Average RPI	Loss:	101		RECORD	PCT. RANK	GAMES	SCHEDULE	OF SCHEDULE	RPI	RPI	RPI	RPI		
DIV. I ONLY				7- 12	250	3- 7	100	126	212	212	8	8		
DIV. I NON-CONF.				6- 7	184	3- 3	127	184	164	164	7	7		

TOTALS	RPI 1-25			RPI 26-50			W-L RECORDS		RPI 51-100		RPI 101-999		RPI 201+	
7- 12	0- 1			0- 2			OVERALL		0- 4		7- 5		6- 1	
6- 3	0- 0			0- 1			HOME		0- 2		6- 0		5- 0	
0- 9	0- 1			0- 1			AWAY		0- 2		0- 5		0- 1	
1- 0	0- 0			0- 0			NEUTRAL		0- 0		1- 0		1- 0	
6- 7	0- 1			0- 1			NON-CONFERENCE		0- 2		6- 3		5- 1	
5- 1	0- 0			0- 0			HOME		0- 1		5- 0		4- 0	
0- 6	0- 1			0- 1			AWAY		0- 1		0- 3		0- 1	
1- 0	0- 0			0- 0			NEUTRAL		0- 0		1- 0		1- 0	
1- 5	0- 0			0- 1			CONFERENCE		0- 2		1- 2		1- 0	
1- 2	0- 0			0- 1			HOME		0- 1		1- 0		1- 0	
0- 3	0- 0			0- 0			AWAY		0- 1		0- 2		0- 0	
0- 0	0- 0			0- 0			NEUTRAL		0- 0		0- 0		0- 0	

RPI 1-25				RPI 26-50				RPI 51-100				RPI 101+ Team's RPI: 212			
RPI	S	Opponent	Score	RPI	S	Opponent	Score	RPI	S	Opponent	Score	RPI	S	Opponent	Score
15	A	Texas A&M	57 79	34	A	Oklahoma	75 87	53	A	UCF	43 58	153	A	Wichita St.	43 66
				45	H	Houston	75 85	53	H	UCF	42 60	154	A	Nevada	72 80
								71	H	TCU	58 64	165	A	Temple	52 55
								74	A	Alabama	44 59	169	H	Loyola Marymount	63 60
												175	A	UT Arlington	55 58
												218	A	North Texas	40 47
												227	H	Abilene Christian	65 44
												228	N	UC Riverside	73 51
												242	H	East Carolina	65 51
												255	H	Nicholls St.	68 61
												265	H	CSU Bakersfield	41 29
												294	H	McNeese	65 59

LAST 12 Division I GAMES:															
53	A	UCF	43 58	15	A	Texas A&M	57 79	294	H	McNeese	65 59	169	H	Loyola Marymount	63 60
153	A	Wichita St.	43 66	74	A	Alabama	44 59	265	H	CSU Bakersfield	41 29	218	A	North Texas	40 47
242	H	East Carolina	65 51												
165	A	Temple	52 55												
53	H	UCF	42 60												
45	H	Houston	75 85												

Non-Div I Games:

SMU

Average RPI Win:	222	WON-LOST	WINNING	LAST 10	STRENGTH OF	OPP. STRENGTH	TEAM	ADJ.	CONF.	ADJ CONF.
Average RPI Loss:	139	RECORD	PCT. RANK	GAMES	SCHEDULE	OF SCHEDULE	RPI	RPI	RPI	RPI
DIV. I ONLY	2- 15	325	1- 9	75	197	272	272	19	19	
DIV. I NON-CONF.	1- 9	318	0- 4	50	108	238	238	15	15	

TOTALS	RPI 1-25	RPI 26-50	W-L RECORDS	RPI 51-100	RPI 101-999	RPI 201+				
2- 15	0- 0	0- 3	OVERALL	0- 1	2- 11	2- 4				
1- 3	0- 0	0- 0	HOME	0- 0	1- 3	1- 1				
0- 10	0- 0	0- 3	AWAY	0- 0	0- 7	0- 3				
1- 2	0- 0	0- 0	NEUTRAL	0- 1	1- 1	1- 0				
1- 9	0- 0	0- 3	NON-CONFERENCE	0- 1	1- 5	1- 1				
0- 0	0- 0	0- 0	HOME	0- 0	0- 0	0- 0				
0- 7	0- 0	0- 3	AWAY	0- 0	0- 4	0- 1				
1- 2	0- 0	0- 0	NEUTRAL	0- 1	1- 1	1- 0				
1- 6	0- 0	0- 0	CONFERENCE	0- 0	1- 6	1- 3				
1- 3	0- 0	0- 0	HOME	0- 0	1- 3	1- 1				
0- 3	0- 0	0- 0	AWAY	0- 0	0- 3	0- 2				
0- 0	0- 0	0- 0	NEUTRAL	0- 0	0- 0	0- 0				

RPI 1-25				RPI 26-50				RPI 51-100				RPI 101+				Team's RPI: 272	
RPI	S	Opponent	Score	RPI	S	Opponent	Score	RPI	S	Opponent	Score	RPI	S	Opponent	Score		
				32	A	Ari zona St.	58 106	64	N	Mi ami (FL)	56 82	111	A	Kentucky	70 101		
				33	A	West Vi rgi ni a	47 101					139	A	Portland St.	73 74		
				50	A	UC Davi s	72 79					140	H	Idaho St.	71 85		
												142	H	Weber St.	56 78		
												145	N	Northern Ill.	75 84		
												154	A	Nevada	68 95		
												174	A	San Franci sco	76 90		
												210	H	Eastern Wash.	72 83		
												215	H	Idaho	79 64		
												222	A	Montana St.	50 85		
												228	N	UC Ri versi de	99 72		
												230	A	Morehead St.	71 75		
												244	A	Montana	59 68		
LAST 12 Di vi si on I GAMES:																	
				140	H	Idaho St.	71 85	139	A	Portland St.	73 74						
				142	H	Weber St.	56 78	145	N	Northern Ill.	75 84						
				222	A	Montana St.	50 85	64	N	Mi ami (FL)	56 82						
				244	A	Montana	59 68	174	A	San Franci sco	76 90						
				210	H	Eastern Wash.	72 83	50	A	UC Davi s	72 79						
				215	H	Idaho	79 64	228	N	UC Ri versi de	99 72						

Non-Div I Games: Antelope Valley 95 62

Sacramento St.

Average RPI Win:	246	WON-LOST	WINNING	LAST 10	STRENGTH OF	OPP. STRENGTH	TEAM	ADJ.	CONF.	ADJ CONF.
Average RPI Loss:	184	RECORD	PCT. RANK	GAMES	SCHEDULE	OF SCHEDULE	RPI	RPI	RPI	RPI
DIV. I ONLY	6- 12	261	3- 7	219	312	257	257	28	28	
DIV. I NON-CONF.	4- 7	226	2- 3	116	285	218	218	28	28	

TOTALS	RPI 1-25	RPI 26-50	W-L RECORDS	RPI 51-100	RPI 101-999	RPI 201+				
6- 12	0- 1	0- 0	OVERALL	0- 2	6- 9	4- 5				
3- 5	0- 0	0- 0	HOME	0- 0	3- 5	1- 2				
3- 7	0- 1	0- 0	AWAY	0- 2	3- 4	3- 3				
0- 0	0- 0	0- 0	NEUTRAL	0- 0	0- 0	0- 0				
4- 7	0- 1	0- 0	NON-CONFERENCE	0- 2	4- 4	2- 2				
3- 2	0- 0	0- 0	HOME	0- 0	3- 2	1- 1				
1- 5	0- 1	0- 0	AWAY	0- 2	1- 2	1- 1				
0- 0	0- 0	0- 0	NEUTRAL	0- 0	0- 0	0- 0				
2- 5	0- 0	0- 0	CONFERENCE	0- 0	2- 5	2- 3				
0- 3	0- 0	0- 0	HOME	0- 0	0- 3	0- 1				
2- 2	0- 0	0- 0	AWAY	0- 0	2- 2	2- 2				
0- 0	0- 0	0- 0	NEUTRAL	0- 0	0- 0	0- 0				

RPI 1-25				RPI 26-50				RPI 51-100				RPI 101+ Team's RPI: 257			
RPI	S	Opponent	Score	RPI	S	Opponent	Score	RPI	S	Opponent	Score	RPI	S	Opponent	Score
4	A	Florida St.	52 101					88	A	Harvard	62 70	141	H	New Hampshire	47 74
								89	A	Brown	77 102	147	H	Robert Morris	57 91
												148	H	Saint Francis (PA)	48 89
												157	H	Lehigh	65 55
												178	H	Providence	78 75
												200	A	Siena	57 62
												216	H	Hofstra	81 86
												225	H	Manhattan	65 61
												264	A	Mt. St. Mary's	82 52
												278	H	Bryant	73 81
												287	A	Monmouth	64 69
												290	A	Fairleigh Dickinson	59 69
												316	A	Central Conn. St.	59 69
												319	A	Wagner	72 55
												332	A	Florida A&M	73 68

LAST 12 Division I GAMES:															
290	A	Fairleigh Dickinson	59 69	148	H	Saint Francis (PA)	48 89								
278	H	Bryant	73 81	141	H	New Hampshire	47 74								
316	A	Central Conn. St.	59 69	200	A	Siena	57 62								
319	A	Wagner	72 55	178	H	Providence	78 75								
264	A	Mt. St. Mary's	82 52	89	A	Brown	77 102								
147	H	Robert Morris	57 91	157	H	Lehigh	65 55								

Non-Div I Games:

Sacred Heart

Average RPI Win:	268	WON-LOST	WINNING	LAST 10	STRENGTH OF	OPP. STRENGTH	TEAM	ADJ.	CONF.	ADJ CONF.
Average RPI Loss:	132	RECORD	PCT. RANK	GAMES	SCHEDULE	OF SCHEDULE	RPI	RPI	RPI	RPI
DIV. I ONLY	10- 8	138	7- 3	227	285	148	148	28	28	
DIV. I NON-CONF.	4- 7	226	2- 3	202	180	204	204	28	28	

TOTALS	RPI 1-25	RPI 26-50	W-L RECORDS	RPI 51-100	RPI 101-999	RPI 201+				
10- 8	0- 0	0- 1	OVERALL	0- 2	10- 5	9- 2				
4- 1	0- 0	0- 0	HOME	0- 0	4- 1	4- 0				
5- 6	0- 0	0- 1	AWAY	0- 2	5- 2	4- 0				
1- 1	0- 0	0- 0	NEUTRAL	0- 0	1- 1	1- 1				
4- 7	0- 0	0- 1	NON-CONFERENCE	0- 2	4- 4	3- 2				
1- 1	0- 0	0- 0	HOME	0- 0	1- 1	1- 0				
2- 5	0- 0	0- 1	AWAY	0- 2	2- 2	1- 1				
1- 1	0- 0	0- 0	NEUTRAL	0- 0	1- 1	1- 1				
6- 1	0- 0	0- 0	CONFERENCE	0- 0	6- 1	6- 0				
3- 0	0- 0	0- 0	HOME	0- 0	3- 0	3- 0				
3- 1	0- 0	0- 0	AWAY	0- 0	3- 1	3- 0				
0- 0	0- 0	0- 0	NEUTRAL	0- 0	0- 0	0- 0				

RPI	S	Opponent	Score	RPI	S	Opponent	Score	RPI	S	Opponent	Score	RPI	S	Opponent	Score	Team's RPI: 148
45	A	Toledo	66 74	58	A	Gonzaga	74 97	143	A	Cincinnati	77 73	146	H	William & Mary	86 92	
				59	A	Duquesne	68 87	147	A	Robert Morris	62 63	187	A	Boise St.	59 87	
								205	A	Columbia	81 94	208	N	Southeast Mo. St.	50 82	
								235	H	Youngstown St.	79 65	251	H	LIU Brooklyn	101 71	
								257	A	Sacred Heart	89 48	264	H	Mt. St. Mary's	92 88	
								279	H	St. Francis Brooklyn	90 75	290	A	Fairleigh Dickinson	80 56	
								319	A	Wagner	79 76	321	A	Portland	106 101	
								324	N	Old Dominion	79 68					
LAST 12 Division I GAMES:																
319	A	Wagner	79 76	257	A	Sacred Heart	89 48	187	A	Boise St.	59 87	321	A	Portland	106 101	
264	H	Mt. St. Mary's	92 88	58	A	Gonzaga	74 97	235	H	Youngstown St.	79 65	205	A	Columbia	81 94	
147	A	Robert Morris	62 63	59	A	Duquesne	68 87									
251	H	LIU Brooklyn	101 71													
279	H	St. Francis Brooklyn	90 75													
290	A	Fairleigh Dickinson	80 56													

Non-Div I Games: Seton Hill 103 71

Saint Francis (PA)

Average RPI Win:	245	WON-LOST	WINNING	LAST 10	STRENGTH OF	OPP. STRENGTH	TEAM	ADJ.	CONF.	ADJ CONF.
Average RPI Loss:	115	RECORD	PCT. RANK	GAMES	SCHEDULE	OF SCHEDULE	RPI	RPI	RPI	RPI
DIV. I ONLY	9- 9	170	4- 6	169	195	163	163	13	13	
DIV. I NON-CONF.	5- 7	212	0- 6	149	205	170	170	11	11	

TOTALS	RPI 1-25	RPI 26-50	W-L RECORDS	RPI 51-100	RPI 101-999	RPI 201+				
9- 9	0- 0	0- 3	OVERALL	1- 1	8- 5	7- 1				
4- 3	0- 0	0- 1	HOME	0- 1	4- 1	4- 0				
5- 5	0- 0	0- 1	AWAY	1- 0	4- 4	3- 1				
0- 1	0- 0	0- 1	NEUTRAL	0- 0	0- 0	0- 0				
5- 7	0- 0	0- 3	NON-CONFERENCE	1- 0	4- 4	3- 1				
2- 2	0- 0	0- 1	HOME	0- 0	2- 1	2- 0				
3- 4	0- 0	0- 1	AWAY	1- 0	2- 3	1- 1				
0- 1	0- 0	0- 1	NEUTRAL	0- 0	0- 0	0- 0				
4- 2	0- 0	0- 0	CONFERENCE	0- 1	4- 1	4- 0				
2- 1	0- 0	0- 0	HOME	0- 1	2- 0	2- 0				
2- 1	0- 0	0- 0	AWAY	0- 0	2- 1	2- 0				
0- 0	0- 0	0- 0	NEUTRAL	0- 0	0- 0	0- 0				

RPI 1-25				RPI 26-50				RPI 51-100				RPI 101+				Team's RPI: 163
RPI	S	Opponent	Score	RPI	S	Opponent	Score	RPI	S	Opponent	Score	RPI	S	Opponent	Score	
				27	A	Villanova	44 79	60	H	Dayton	59 65	110	A	Saint Louis	73 96	
				48	N	Princeton	54 63	87	A	James Madison	73 66	113	H	Penn	50 57	
				49	H	Drexel	58 65					165	A	Temple	66 69	
												181	A	Bucknell	77 53	
												191	A	Florida	51 71	
												207	A	Niagara	93 69	
												224	H	Richmond	81 72	
												233	A	St. Bonaventure	70 64	
												273	A	Towson	66 90	
												293	A	Massachusetts	84 79	
												304	H	VCU	79 41	
												337	H	Saint Peter's	87 58	
												342	H	Eastern Ill.	80 62	

LAST 12 Division I GAMES:																
				110	A	Saint Louis	73 96	191	A	Florida	51 71					
				293	A	Massachusetts	84 79	48	N	Princeton	54 63					
				224	H	Richmond	81 72	49	H	Drexel	58 65					
				60	H	Dayton	59 65	113	H	Penn	50 57					
				233	A	St. Bonaventure	70 64	273	A	Towson	66 90					
				304	H	VCU	79 41	27	A	Villanova	44 79					

Non-Div I Games:

Saint Joseph's

Average RPI Win:	197	WON-LOST	WINNING	LAST 10	STRENGTH OF	OPP. STRENGTH	TEAM	ADJ.	CONF.	ADJ CONF.
Average RPI Loss:	82	RECORD	PCT. RANK	GAMES	SCHEDULE	OF SCHEDULE	RPI	RPI	RPI	RPI
DIV. I ONLY	10- 9	163	6- 4	117	75	110	110	13	13	
DIV. I NON-CONF.	6- 7	184	3- 3	135	20	144	144	11	11	

TOTALS	RPI 1-25	RPI 26-50	W-L RECORDS	RPI 51-100	RPI 101-999	RPI 201+				
10- 9	0- 1	0- 2	OVERALL	0- 3	10- 3	5- 0				
6- 2	0- 0	0- 0	HOME	0- 0	6- 2	3- 0				
2- 6	0- 0	0- 1	AWAY	0- 2	2- 1	2- 0				
2- 1	0- 0	0- 1	NEUTRAL	0- 0	2- 0	0- 0				
6- 7	0- 1	0- 2	NON-CONFERENCE	0- 1	6- 3	2- 0				
3- 2	0- 0	0- 0	HOME	0- 0	3- 2	1- 0				
1- 4	0- 1	0- 1	AWAY	0- 1	1- 1	1- 0				
2- 1	0- 0	0- 1	NEUTRAL	0- 0	2- 0	0- 0				
4- 2	0- 0	0- 0	CONFERENCE	0- 2	4- 0	3- 0				
3- 0	0- 0	0- 0	HOME	0- 0	3- 0	2- 0				
1- 2	0- 0	0- 0	AWAY	0- 2	1- 0	1- 0				
0- 0	0- 0	0- 0	NEUTRAL	0- 0	0- 0	0- 0				

RPI 1-25				RPI 26-50				RPI 51-100				RPI 101+ Team's RPI: 110			
RPI	S	Opponent	Score	RPI	S	Opponent	Score	RPI	S	Opponent	Score	RPI	S	Opponent	Score
11	A	Missouri	58 70	28	A	DePaul	78 86	60	A	Dayton	76 101	103	N	Ole Miss	79 64
				42	N	LSU	59 71	69	A	Washington St.	63 85	125	H	Little Rock	48 45
								75	A	Fordham	63 66	131	H	Vanderbilt	69 74
												132	N	Cleveland St.	80 64
												151	A	SIUE	72 79
												158	H	Tulsa	77 66
												163	H	Saint Joseph's	96 73
												169	H	Loyola Marymount	60 62
												224	A	Richmond	79 61
												233	H	St. Bonaventure	78 55
												254	H	Lipscomb	101 57
												284	A	Indiana St.	60 59
												293	H	Massachusetts	64 63

LAST 12 Division I GAMES:															
163	H	Saint Joseph's	96 73	158	H	Tulsa	77 66	254	H	Lipscomb	101 57				
293	H	Massachusetts	64 63	11	A	Missouri	58 70	69	A	Washington St.	63 85				
60	A	Dayton	76 101	125	H	Little Rock	48 45	131	H	Vanderbilt	69 74				
75	A	Fordham	63 66												
224	A	Richmond	79 61												
233	H	St. Bonaventure	78 55												

Non-Div I Games:

Saint Louis

Average RPI	Win:	168	WON-LOST	WINNING	LAST 10	STRENGTH OF	OPP. STRENGTH	TEAM	ADJ.	CONF.	ADJ CONF.
Average RPI	Loss:	67	RECORD	PCT. RANK	GAMES	SCHEDULE	OF SCHEDULE	RPI	RPI	RPI	RPI
DIV. I ONLY		13- 6		78	7- 3	79	67	65	65	12	12
DIV. I NON-CONF.		7- 4		102	2- 2	70	26	56	56	10	10

TOTALS	RPI 1-25		RPI 26-50		W-L RECORDS	RPI 51-100		RPI 101-999		RPI 201+	
13- 6	0- 1		0- 2		OVERALL	2- 2		11- 1		4- 0	
8- 2	0- 0		0- 1		HOME	2- 1		6- 0		2- 0	
3- 4	0- 1		0- 1		AWAY	0- 1		3- 1		0- 0	
2- 0	0- 0		0- 0		NEUTRAL	0- 0		2- 0		2- 0	
7- 4	0- 1		0- 2		NON-CONFERENCE	2- 1		5- 0		3- 0	
4- 1	0- 0		0- 1		HOME	2- 0		2- 0		1- 0	
1- 3	0- 1		0- 1		AWAY	0- 1		1- 0		0- 0	
2- 0	0- 0		0- 0		NEUTRAL	0- 0		2- 0		2- 0	
6- 2	0- 0		0- 0		CONFERENCE	0- 1		6- 1		1- 0	
4- 1	0- 0		0- 0		HOME	0- 1		4- 0		1- 0	
2- 1	0- 0		0- 0		AWAY	0- 0		2- 1		0- 0	
0- 0	0- 0		0- 0		NEUTRAL	0- 0		0- 0		0- 0	

RPI 1-25				RPI 26-50				RPI 51-100				Team's RPI: 65				RPI 101+			
RPI	S	Opponent	Score	RPI	S	Opponent	Score	RPI	S	Opponent	Score	RPI	S	Opponent	Score	RPI	S	Opponent	Score
17	A	Cal i forni a	80 87	47	A	Purdue	60 70	58	H	Gonzaga	65 73	116	H	BYU	57 49				
				50	H	UC Davi s	50 74	62	A	Utah	63 74	129	A	Paci fi c	70 69				
								69	H	Washi ngton St.	81 75	129	H	Paci fi c	96 88				
								72	H	Indi ana	88 82	169	A	Loyol a Marymount	57 69				
												170	H	Cal Poly	82 64				
												171	A	San Di ego	75 53				
												187	A	Boi se St.	74 72				
												201	H	Pepperdi ne	75 62				
												210	N	Eastern Wash.	76 56				
												211	H	UC Santa Barbara	89 59				
												246	N	UT Martin	69 58				
												269	H	Santa Clara	59 46				
LAST 12 Division I GAMES:																			
129	H	Paci fi c	96 88	116	H	BYU	57 49												
58	H	Gonzaga	65 73	169	A	Loyol a Marymount	57 69												
201	H	Pepperdi ne	75 62	47	A	Purdue	60 70												
269	H	Santa Clara	59 46	210	N	Eastern Wash.	76 56												
171	A	San Di ego	75 53	246	N	UT Martin	69 58												
129	A	Paci fi c	70 69	50	H	UC Davi s	50 74												

Non-Div I Games:

Saint Mary's (CA)

Saint Peter's

Through Games Of Jan. 23, 2018

Average RPI Win:	226	WON-LOST	WINNING	LAST 10	STRENGTH OF	OPP. STRENGTH	TEAM	ADJ.	CONF.	ADJ CONF.
Average RPI Loss:	229	RECORD	PCT. RANK	GAMES	SCHEDULE	OF SCHEDULE	RPI	RPI	RPI	RPI
DIV. I ONLY	3- 16	318	0- 10	313	333	337	337	25	25	
DIV. I NON-CONF.	3- 8	268	0- 4	307	345	315	315	25	25	

TOTALS	RPI 1-25	RPI 26-50	W-L RECORDS	RPI 51-100	RPI 101-999	RPI 201+				
3- 16	0- 0	0- 0	OVERALL	1- 2	2- 14	2- 11				
1- 7	0- 0	0- 0	HOME	0- 0	1- 7	1- 5				
1- 9	0- 0	0- 0	AWAY	0- 2	1- 6	1- 5				
1- 0	0- 0	0- 0	NEUTRAL	1- 0	0- 0	0- 0				
3- 8	0- 0	0- 0	NON-CONFERENCE	1- 1	2- 7	2- 5				
1- 3	0- 0	0- 0	HOME	0- 0	1- 3	1- 2				
1- 5	0- 0	0- 0	AWAY	0- 1	1- 4	1- 3				
1- 0	0- 0	0- 0	NEUTRAL	1- 0	0- 0	0- 0				
0- 8	0- 0	0- 0	CONFERENCE	0- 1	0- 7	0- 6				
0- 4	0- 0	0- 0	HOME	0- 0	0- 4	0- 3				
0- 4	0- 0	0- 0	AWAY	0- 1	0- 3	0- 3				
0- 0	0- 0	0- 0	NEUTRAL	0- 0	0- 0	0- 0				

RPI 1-25				RPI 26-50				RPI 51-100				RPI 101+				Team's RPI: 337
RPI	S	Opponent	Score	RPI	S	Opponent	Score	RPI	S	Opponent	Score	RPI	S	Opponent	Score	
								56	A	Qui nni pi ac	39 86	126	H	Yale	49 70	
								98	A	Seton Hall I	49 91	163	A	Saint Joseph's	58 87	
								99	N	Del aware	90 87	189	H	Marist	53 86	
												207	H	Ni agara	52 87	
												225	A	Manhattan	64 76	
												238	H	Lafayette	64 61	
												251	A	LIU Brookl yn	46 57	
												268	H	Ri der	52 57	
												276	A	Fairfi eld	41 62	
												279	H	St. Franci s Brookl yn	49 64	
												287	A	Monmouth	44 51	
												290	A	Fai rlei gh Di cki nson	59 69	
												293	A	Massachusetts	65 81	
												299	H	Canis ius	53 66	
												340	A	NJIT	59 52	
												349	H	UMass Lowell I	60 66	
LAST 12 Di vi si on I GAMES:																
				207	H	Ni agara	52 87			268	H	Ri der	52 57			
				299	H	Canis ius	53 66			225	A	Manhattan	64 76			
				276	A	Fairfi eld	41 62			290	A	Fai rlei gh Di cki nson	59 69			
				56	A	Qui nni pi ac	39 86			126	H	Yale	49 70			
				287	A	Monmouth	44 51			293	A	Massachusetts	65 81			
				189	H	Marist	53 86			349	H	UMass Lowell I	60 66			

Non-Di v I Games:

Saint Peter's

Loss,
Non-Conf,
S Site,
H Home
A Away
N Neutral

Average RPI Win:	297	WON-LOST	WINNING	LAST 10	STRENGTH OF	OPP. STRENGTH	TEAM	ADJ.	CONF.	ADJ CONF.
Average RPI Loss:	189	RECORD	PCT. RANK	GAMES	SCHEDULE	OF SCHEDULE	RPI	RPI	RPI	RPI

DIV. I ONLY	1- 13	338	0- 10	235	336	339	339	27	27
DIV. I NON-CONF.	1- 6	306	1- 3	32	341	263	263	26	26

TOTALS	RPI 1-25	RPI 26-50	W-L RECORDS	RPI 51-100	RPI 101-999	RPI 201+			
1- 13	0- 0	0- 1	OVERALL	0- 2	1- 10	1- 6			
1- 6	0- 0	0- 0	HOME	0- 0	1- 6	1- 4			
0- 7	0- 0	0- 0	AWAY	0- 0	0- 0	0- 0			
0- 0	0- 0	0- 0	NEUTRAL	0- 0	0- 0	0- 0			
1- 6	0- 0	0- 1	NON-CONFERENCE	0- 1	1- 4	1- 1			
1- 3	0- 0	0- 0	HOME	0- 0	1- 3	1- 1			
0- 3	0- 0	0- 1	AWAY	0- 1	0- 1	0- 0			
0- 0	0- 0	0- 0	NEUTRAL	0- 0	0- 0	0- 0			
0- 7	0- 0	0- 0	CONFERENCE	0- 1	0- 6	0- 5			
0- 3	0- 0	0- 0	HOME	0- 0	0- 3	0- 3			
0- 4	0- 0	0- 0	AWAY	0- 1	0- 3	0- 2			
0- 0	0- 0	0- 0	NEUTRAL	0- 0	0- 0	0- 0			

RPI S Opponent	Score	RPI S Opponent	Score	RPI S Opponent	Score	RPI S Opponent	Score
		42 A LSU	58 71	82 A Arkansas	54 65	122 A Southern Miss.	38 58
				94 A Central Ark.	44 69	123 H Rice	50 79
						150 A Lamar University	44 91
						161 H Texas St.	41 73
						227 A Abilene Christian	65 83
						259 H Texas Southern	58 77
						267 H A&M-Corpus Christi	57 67
						282 H Incarnate Word	49 56
						297 H Jackson St.	74 68
						318 A Northwestern St.	60 63
						335 H Houston Baptist	61 69

Team's RPI: 339							
LAST 12 Division I GAMES:							
150 A Lamar University	44 91	227 A Abilene Christian	65 83				
318 A Northwestern St.	60 63	42 A LSU	58 71				
335 H Houston Baptist	61 69	161 H Texas St.	41 73				
267 H A&M-Corpus Christi	57 67	122 A Southern Miss.	38 58				
282 H Incarnate Word	49 56	297 H Jackson St.	74 68				
94 A Central Ark.	44 69	259 H Texas Southern	58 77				

Non-Div I Games: Wiley 80 41 St. Thomas Houston 68 66

Sam Houston St.

Average RPI Win:	225	WON-LOST	WINNING	LAST 10	STRENGTH OF	OPP. STRENGTH	TEAM	ADJ.	CONF.	ADJ CONF.
Average RPI Loss:	108	RECORD	PCT. RANK	GAMES	SCHEDULE	OF SCHEDULE	RPI	RPI	RPI	RPI
DIV. I ONLY	9- 10	191	6- 4	114	161	176	176	17	17	
DIV. I NON-CONF.	7- 7	170	4- 2	69	146	126	126	16	16	

TOTALS	RPI 1-25	RPI 26-50	W-L RECORDS	RPI 51-100	RPI 101-999	RPI 201+				
9- 10	0- 1	0- 1	OVERALL	1- 4	8- 4	6- 1				
8- 2	0- 0	0- 0	HOME	1- 1	7- 1	5- 0				
0- 7	0- 0	0- 0	AWAY	0- 0	0- 0	0- 0				
1- 1	0- 0	0- 0	NEUTRAL	0- 0	1- 1	1- 0				
7- 7	0- 1	0- 1	NON-CONFERENCE	1- 3	6- 2	4- 0				
6- 1	0- 0	0- 0	HOME	1- 0	5- 1	3- 0				
0- 5	0- 1	0- 1	AWAY	0- 3	0- 0	0- 0				
1- 1	0- 0	0- 0	NEUTRAL	0- 0	1- 1	1- 0				
2- 3	0- 0	0- 0	CONFERENCE	0- 1	2- 2	2- 1				
2- 1	0- 0	0- 0	HOME	0- 1	2- 0	2- 0				
0- 2	0- 0	0- 0	AWAY	0- 0	0- 2	0- 1				
0- 0	0- 0	0- 0	NEUTRAL	0- 0	0- 0	0- 0				

RPI 1-25				RPI 26-50				RPI 51-100				RPI 101+ Team's RPI: 176			
RPI	S	Opponent	Score	RPI	S	Opponent	Score	RPI	S	Opponent	Score	RPI	S	Opponent	Score
4	A	Florida St.	62 87	31	A	Iowa	59 80	53	H	UCF	58 51	122	H	Southern Miss.	61 56
								76	A	Belmont	46 83	128	N	UTEP	33 46
								80	H	Mercer	59 73	136	H	Colorado	60 71
								82	A	Arkansas	63 84	164	A	Furman	41 45
								90	A	UAB	53 77	183	H	Hampton	66 61
												225	H	UNCG	56 48
												243	H	Troy	80 73
												243	N	Troy	82 76
												289	A	Wofford	46 58
												315	H	Western Caro.	62 54
												317	H	Alabama St.	58 39
												320	H	Rhode Island	67 37

LAST 12 Division I GAMES:															
225	H	UNCG	56 48	243	N	Troy	82 76								
315	H	Western Caro.	62 54	128	N	UTEP	33 46								
80	H	Mercer	59 73	122	H	Southern Miss.	61 56								
289	A	Wofford	46 58	243	H	Troy	80 73								
164	A	Furman	41 45	90	A	UAB	53 77								
183	H	Hampton	66 61	31	A	Iowa	59 80								

Non-Div I Games: AUM 59 46

Samford

Average RPI Win:	226	WON-LOST	WINNING	LAST 10	STRENGTH OF	OPP. STRENGTH	TEAM	ADJ.	CONF.	ADJ CONF.
Average RPI Loss:	155	RECORD	PCT. RANK	GAMES	SCHEDULE	OF SCHEDULE	RPI	RPI	RPI	RPI
DIV. I ONLY	11- 7	106	7- 3	293	144	171	171	12	12	
DIV. I NON-CONF.	6- 4	122	2- 2	302	187	163	163	10	10	

TOTALS	RPI 1-25	RPI 26-50	W-L RECORDS	RPI 51-100	RPI 101-999	RPI 201+				
11- 7	0- 1	1- 0	OVERALL	0- 1	10- 5	6- 3				
6- 2	0- 0	1- 0	HOME	0- 1	5- 1	4- 0				
4- 5	0- 1	0- 0	AWAY	0- 0	4- 4	2- 3				
1- 0	0- 0	0- 0	NEUTRAL	0- 0	1- 0	0- 0				
6- 4	0- 1	1- 0	NON-CONFERENCE	0- 0	5- 3	4- 3				
4- 0	0- 0	1- 0	HOME	0- 0	3- 0	3- 0				
1- 4	0- 1	0- 0	AWAY	0- 0	1- 3	1- 3				
1- 0	0- 0	0- 0	NEUTRAL	0- 0	1- 0	0- 0				
5- 3	0- 0	0- 0	CONFERENCE	0- 1	5- 2	2- 0				
2- 2	0- 0	0- 0	HOME	0- 1	2- 1	1- 0				
3- 1	0- 0	0- 0	AWAY	0- 0	3- 1	1- 0				
0- 0	0- 0	0- 0	NEUTRAL	0- 0	0- 0	0- 0				

RPI 1-25				RPI 26-50				RPI 51-100				RPI 101+				Team's RPI: 171
RPI	S	Opponent	Score	RPI	S	Opponent	Score	RPI	S	Opponent	Score	RPI	S	Opponent	Score	
17	A	Cal i forni a	64 89	41	H	Mi nnesota	72 69	65	H	Sai nt Mary's (CA)	53 75	116	H	BYU	70 69	
												129	H	Paci fi c	68 81	
												169	A	Loyol a Marymount	60 54	
												174	A	San Franci sco	60 54	
												187	N	Boi se St.	72 52	
												201	A	Pepperdi ne	62 66	
												209	A	Seattle U	73 80	
												211	A	UC Santa Barbara	71 58	
												229	A	San Diego St.	76 77	
												236	A	Hawai i	63 64	
												305	H	Southern Utah	72 59	
												312	H	UTSA	78 69	
												321	A	Portl and	75 60	
												321	H	Portl and	59 52	
												334	H	Long Beach St.	74 40	

LAST 12 Divi sion I GAMES:																
116	H	BYU	70 69	201	A	Pepperdi ne	62 66									
321	A	Portl and	75 60	174	A	San Franci sco	60 54									
169	A	Loyol a Marymount	60 54	312	H	UTSA	78 69									
129	H	Paci fi c	68 81	41	H	Mi nnesota	72 69									
65	H	Sai nt Mary's (CA)	53 75	17	A	Cal i forni a	64 89									
321	H	Portl and	59 52	209	A	Seattle U	73 80									

Non-Div I Games: San Diego Christian82 53

San Diego

Average RPI Win:

206

Average RPI Loss:

185

WON-LOST
RECORDWINNING
PCT. RANKLAST 10
GAMESSTRENGTH OF
SCHEDULEOPP. STRENGTH
OF SCHEDULETEAM
RPIADJ.
RPICONF.
RPIADJ CONF.
RPIDIV. I ONLY
DIV. I NON-CONF.8- 9
5- 5196
1703- 6
1- 3218
253211
289229
248229
24816
1716
17

TOTALS

RPI 1-25

RPI 26-50

W-L RECORDS

RPI 51-100

RPI 101-999

RPI 201+

8- 9

0- 0

0- 1

OVERALL

2- 0

6- 8

5- 3

6- 4

0- 0

0- 0

HOME

2- 0

4- 4

3- 1

2- 3

0- 0

0- 0

AWAY

0- 0

2- 3

2- 2

0- 2

0- 0

0- 1

NEUTRAL

0- 0

0- 1

0- 0

5- 5

0- 0

0- 1

NON-CONFERENCE

0- 0

5- 4

4- 2

4- 2

0- 0

0- 0

HOME

0- 0

4- 2

3- 1

1- 1

0- 0

0- 0

AWAY

0- 0

1- 1

1- 1

0- 2

0- 0

0- 1

NEUTRAL

0- 0

0- 1

0- 0

3- 4

0- 0

0- 0

CONFERENCE

2- 0

1- 4

1- 1

2- 2

0- 0

0- 0

HOME

2- 0

0- 2

0- 0

1- 2

0- 0

0- 0

AWAY

0- 0

1- 2

1- 1

0- 0

0- 0

0- 0

NEUTRAL

0- 0

0- 0

0- 0

RPI 1-25

RPI 26-50

RPI 51-100

RPI 101+

Team's RPI: 229

RPI S Opponent Score

RPI S Opponent Score

RPI S Opponent Score

RPI S Opponent Score

39 N Central Mich. 76 85

66 H Wyoming 68 62

70 H New Mexico 97 89

108 N Tulane 46 80

171 H San Diego 77 76

185 A Fresno St. 53 64

185 H Colorado St. 63 65

187 H Boise St. 70 86

190 H UC Irvine 65 67

211 A UC Santa Barbara 64 77

223 H CSUN 58 55

258 A San Jose St. 75 65

260 H Presbyterian 77 50

269 H Santa Clara 34 48

285 A Arizona 78 67

291 A Utah St. 58 62

313 H Cal St. Fullerton 59 58

LAST 12 Division I GAMES:

70 H New Mexico 97 89

185 A Fresno St. 53 64

187 H Boise St. 70 86

258 A San Jose St. 75 65

185 H Colorado St. 63 65

291 A Utah St. 58 62

66 H Wyoming 68 62

211 A UC Santa Barbara 64 77

269 H Santa Clara 34 48

190 H UC Irvine 65 67

285 A Arizona 78 67

171 H San Diego 77 76

Non-Div I Games:

Hope Int'l

92 68

San Diego St.

Average RPI		Win: 221	WON-LOST RECORD	WINNING PCT. RANK	LAST 10 GAMES	STRENGTH OF SCHEDULE	OPP. STRENGTH OF SCHEDULE	TEAM RPI	ADJ. RPI	CONF. RPI	ADJ CONF. RPI
Loss: 108											
DIV. I ONLY		9- 10	191	5- 5	158	123	174	174	12	12	
DIV. I NON-CONF.		5- 6	187	2- 2	129	73	154	154	10	10	
TOTALS		RPI 1-25	RPI 26-50	W-L RECORDS		RPI 51-100	RPI 101-999	RPI 201+			
9- 10	0- 0		0- 3	OVERALL		0- 2	9- 5	4- 0			
6- 3	0- 0		0- 1	HOME		0- 1	6- 1	2- 0			
2- 7	0- 0		0- 2	AWAY		0- 1	2- 4	2- 0			
1- 0	0- 0		0- 0	NEUTRAL		0- 0	1- 0	0- 0			
5- 6	0- 0		0- 3	NON-CONFERENCE		0- 1	5- 2	2- 0			
3- 2	0- 0		0- 1	HOME		0- 1	3- 0	1- 0			
1- 4	0- 0		0- 2	AWAY		0- 0	1- 2	1- 0			
1- 0	0- 0		0- 0	NEUTRAL		0- 0	1- 0	0- 0			
4- 4	0- 0		0- 0	CONFERENCE		0- 1	4- 3	2- 0			
3- 1	0- 0		0- 0	HOME		0- 0	3- 1	1- 0			
1- 3	0- 0		0- 0	AWAY		0- 1	1- 2	1- 0			
0- 0	0- 0		0- 0	NEUTRAL		0- 0	0- 0	0- 0			

RPI 1-25				RPI 26-50				RPI 51-100				RPI 101+				Team's RPI: 174	
RPI	S	Opponent	Score	RPI	S	Opponent	Score	RPI	S	Opponent	Score	RPI	S	Opponent	Score		
				26	H	Stanford	66 86	58	A	Gonzaga	47 74	116	A	BYU	66 70		
				40	A	Northern Colo.	60 73	69	H	Washington St.	70 74	147	N	Robert Morris	57 45		
				50	A	UC Davis	55 72					169	H	Loyola Marymount	78 60		
												170	A	Cal Poly	83 88		
												170	H	Cal Poly	83 71		
												171	H	San Diego	54 60		
												175	A	UT Arlington	54 56		
												185	H	Fresno St.	70 62		
												201	A	Pepperdine	95 99		
												201	H	Pepperdine	68 67		
												258	A	San Jose St.	87 81		
												269	A	Santa Clara	58 54		
												272	H	Sacramento St.	90 76		
												321	H	Portland	84 75		
LAST 12 Division I GAMES:																	
				201	A	Pepperdine	95 99	321	H	Portland	84 75						
				269	A	Santa Clara	58 54	171	H	San Diego	54 60						
				58	A	Gonzaga	47 74	175	A	UT Arlington	54 56						
				169	H	Loyola Marymount	78 60	185	H	Fresno St.	70 62						
				201	H	Pepperdine	68 67	272	H	Sacramento St.	90 76						
				116	A	BYU	66 70	50	A	UC Davis	55 72						

Non-Div I Games:

San Francisco

Average RPI Win:	241	WON-LOST	WINNING	LAST 10	STRENGTH OF	OPP. STRENGTH	TEAM	ADJ.	CONF.	ADJ CONF.
Average RPI Loss:	136	RECORD	PCT. RANK	GAMES	SCHEDULE	OF SCHEDULE	RPI	RPI	RPI	RPI
DIV. I ONLY	5- 12	281	3- 6	206	111	258	258	16	16	
DIV. I NON-CONF.	2- 8	290	0- 4	174	83	272	272	17	17	

TOTALS	RPI 1-25	RPI 26-50	W-L RECORDS	RPI 51-100	RPI 101-999	RPI 201+				
5- 12	0- 1	0- 0	OVERALL	1- 3	4- 8	4- 2				
3- 5	0- 0	0- 0	HOME	1- 1	2- 4	2- 2				
2- 6	0- 1	0- 0	AWAY	0- 2	2- 3	2- 0				
0- 1	0- 0	0- 0	NEUTRAL	0- 0	0- 1	0- 0				
2- 8	0- 1	0- 0	NON-CONFERENCE	0- 2	2- 5	2- 1				
1- 4	0- 0	0- 0	HOME	0- 1	1- 3	1- 1				
1- 3	0- 1	0- 0	AWAY	0- 1	1- 1	1- 0				
0- 1	0- 0	0- 0	NEUTRAL	0- 0	0- 1	0- 0				
3- 4	0- 0	0- 0	CONFERENCE	1- 1	2- 3	2- 1				
2- 1	0- 0	0- 0	HOME	1- 0	1- 1	1- 1				
1- 3	0- 0	0- 0	AWAY	0- 1	1- 2	1- 0				
0- 0	0- 0	0- 0	NEUTRAL	0- 0	0- 0	0- 0				

RPI 1-25				RPI 26-50				RPI 51-100				RPI 101+ Team's RPI: 258			
RPI	S	Opponent	Score	RPI	S	Opponent	Score	RPI	S	Opponent	Score	RPI	S	Opponent	Score
8	A	UCLA	69 129					51	A	Oregon St.	62 110	129	A	Pacific	97 106
								61	H	Nebraska	55 81	139	H	Portland St.	78 90
								70	H	New Mexico	95 86	154	A	Nevada	63 91
								100	A	UNLV	60 79	174	H	San Francisco	81 87
												183	N	Hampton	73 81
												185	A	Colorado St.	48 63
												223	H	CSUN	59 76
												229	H	San Diego St.	65 75
												265	H	CSU Bakersfield	67 57
												269	A	Santa Clara	71 66
												291	H	Utah St.	79 66
												311	A	Air Force	75 74
LAST 12 Division I GAMES:															
154	A	Nevada	63 91	291	H	Utah St.	79 66	51	H	Nebraska	55 81	51	A	Oregon St.	62 110
311	A	Air Force	75 74	61	H	Nebraska	55 81	223	H	CSUN	59 76	174	H	San Francisco	81 87
229	H	San Diego St.	65 75	51	A	Oregon St.	62 110	269	A	Santa Clara	71 66				
70	H	New Mexico	95 86												
100	A	UNLV	60 79												
185	A	Colorado St.	48 63												

Non-Div I Games: Southern Ore. 89 87

San Jose St.

Average RPI Win:	272	WON-LOST	WINNING	LAST 10	STRENGTH OF	OPP. STRENGTH	TEAM	ADJ.	CONF.	ADJ CONF.
Average RPI Loss:	150	RECORD	PCT. RANK	GAMES	SCHEDULE	OF SCHEDULE	RPI	RPI	RPI	RPI
DIV. I ONLY	4- 14	300	1- 9	183	179	269	269	12	12	
DIV. I NON-CONF.	3- 7	254	1- 2	262	262	277	277	10	10	

TOTALS	RPI 1-25	RPI 26-50	W-L RECORDS	RPI 51-100	RPI 101-999	RPI 201+				
4- 14	0- 1	0- 0	OVERALL	0- 4	4- 9	4- 3				
1- 7	0- 1	0- 0	HOME	0- 2	1- 4	1- 2				
3- 7	0- 0	0- 0	AWAY	0- 0	3- 0	3- 0				
0- 0	0- 0	0- 0	NEUTRAL	0- 0	0- 0	0- 0				
3- 7	0- 1	0- 0	NON-CONFERENCE	0- 1	3- 5	3- 3				
1- 4	0- 1	0- 0	HOME	0- 1	1- 2	1- 2				
2- 3	0- 0	0- 0	AWAY	0- 0	2- 3	2- 1				
0- 0	0- 0	0- 0	NEUTRAL	0- 0	0- 0	0- 0				
1- 7	0- 0	0- 0	CONFERENCE	0- 3	1- 4	1- 0				
0- 3	0- 0	0- 0	HOME	0- 1	0- 2	0- 0				
1- 4	0- 0	0- 0	AWAY	0- 2	1- 2	1- 0				
0- 0	0- 0	0- 0	NEUTRAL	0- 0	0- 0	0- 0				

RPI 1-25				RPI 26-50				RPI 51-100				RPI 101+ Team's RPI: 269			
RPI	S	Opponent	Score	RPI	S	Opponent	Score	RPI	S	Opponent	Score	RPI	S	Opponent	Score
17	H	Cal i forn i a	41 79					52	H	Southern Cal i forn i a	43 64	116	A	BYU	47 65
								58	A	Gonzaga	44 71	154	A	Nevada	41 52
								58	H	Gonzaga	51 63	169	H	Loyol a Marymount	51 65
								65	A	Saint Mary's (CA)	46 59	174	H	San Franci sco	54 58
												188	A	Northwestern	47 57
												201	A	Pepperdi ne	55 56
												211	H	UC Santa Barbara	68 63
												229	A	San Diego St.	48 34
												258	H	San Jose St.	66 71
												277	A	Grand Canyon	38 39
												313	H	Cal St. Fullerton	69 73
												321	A	Portl and	50 43
												326	A	Ill. -Chi cago	45 36

LAST 12 Di vi si on I GAMES:															
58	A	Gonzaga	44 71	58	H	Gonzaga	51 63	201	A	Pepperdi ne	55 56				
174	H	San Franci sco	54 58	277	A	Grand Canyon	38 39	154	A	Nevada	41 52				
116	A	BYU	47 65	154	A	San Diego St.	48 34	229	A	San Jose St.	66 71				
65	A	Saint Mary's (CA)	46 59	17	H	Cal i forn i a	41 79								
321	A	Portl and	50 43												
169	H	Loyol a Marymount	51 65												

Non-Di v I Games: Men I o 104 61

Santa Clara

Average RPI Win:	331	WON-LOST	WINNING	LAST 10	STRENGTH OF	OPP. STRENGTH	TEAM	ADJ.	CONF.	ADJ CONF.
Average RPI Loss:	204	RECORD	PCT. RANK	GAMES	SCHEDULE	OF SCHEDULE	RPI	RPI	RPI	RPI
DIV. I ONLY	1- 15	340	0- 10	305	240	343	343	31	31	
DIV. I NON-CONF.	1- 9	318	1- 5	272	186	320	320	31	31	

TOTALS	RPI 1-25	RPI 26-50	W-L RECORDS	RPI 51-100	RPI 101-999	RPI 201+				
1- 15	0- 1	0- 0	OVERALL	0- 1	1- 13	1- 7				
0- 4	0- 0	0- 0	HOME	0- 0	0- 4	0- 2				
1- 8	0- 1	0- 0	AWAY	0- 1	1- 6	1- 4				
0- 3	0- 0	0- 0	NEUTRAL	0- 0	0- 3	0- 1				
1- 9	0- 1	0- 0	NON-CONFERENCE	0- 1	1- 7	1- 3				
0- 0	0- 0	0- 0	HOME	0- 0	0- 0	0- 0				
1- 6	0- 1	0- 0	AWAY	0- 1	1- 4	1- 2				
0- 3	0- 0	0- 0	NEUTRAL	0- 0	0- 3	0- 1				
0- 6	0- 0	0- 0	CONFERENCE	0- 0	0- 6	0- 4				
0- 4	0- 0	0- 0	HOME	0- 0	0- 4	0- 2				
0- 2	0- 0	0- 0	AWAY	0- 0	0- 2	0- 2				
0- 0	0- 0	0- 0	NEUTRAL	0- 0	0- 0	0- 0				

RPI 1-25				RPI 26-50				RPI 51-100				RPI 101+ Team's RPI: 343			
RPI	S	Opponent	Score	RPI	S	Opponent	Score	RPI	S	Opponent	Score	RPI	S	Opponent	Score
22	A	South Carolina	38 99					51	A	Oregon St.	36 84	114	A	Jacksonville	46 74
												178	N	Providence	48 78
												182	A	Wisconsin	24 82
												183	H	Hampton	53 81
												191	N	Florida	40 90
												195	H	Norfolk St.	58 78
												224	N	Richmond	63 100
												239	H	Howard	59 87
												242	A	East Carolina	37 103
												295	A	Morgan St.	67 73
												307	A	Coppin St.	57 66
												314	H	UMES	56 68
												317	A	Alabama St.	61 81
												331	A	Ga. Southern	71 67
LAST 12 Division I GAMES:															
195	H	Norfolk St.	58 78	114	A	Jacksonville	46 74								
183	H	Hampton	53 81	242	A	East Carolina	37 103								
239	H	Howard	59 87	22	A	South Carolina	38 99								
314	H	UMES	56 68	51	A	Oregon St.	36 84								
295	A	Morgan St.	67 73	182	A	Wisconsin	24 82								
307	A	Coppin St.	57 66	331	A	Ga. Southern	71 67								

Non-Div I Games: LaGrange 86 44

Savannah St.

Average RPI Win:	232	WON-LOST	WINNING	LAST 10	STRENGTH OF	OPP. STRENGTH	TEAM	ADJ.	CONF.	ADJ CONF.
Average RPI Loss:	155	RECORD	PCT. RANK	GAMES	SCHEDULE	OF SCHEDULE	RPI	RPI	RPI	RPI
DIV. I ONLY	10- 10	170	5- 5	231	205	209	209	30	30	
DIV. I NON-CONF.	6- 9	214	2- 5	148	168	200	200	30	30	

TOTALS	RPI 1-25	RPI 26-50	W-L RECORDS	RPI 51-100	RPI 101-999	RPI 201+				
10- 10	0- 1	0- 1	OVERALL	0- 0	10- 8	7- 3				
4- 6	0- 0	0- 1	HOME	0- 0	4- 5	2- 1				
6- 4	0- 1	0- 0	AWAY	0- 0	6- 3	5- 2				
0- 0	0- 0	0- 0	NEUTRAL	0- 0	0- 0	0- 0				
6- 9	0- 1	0- 1	NON-CONFERENCE	0- 0	6- 7	3- 2				
2- 6	0- 0	0- 1	HOME	0- 0	2- 5	0- 1				
4- 3	0- 1	0- 0	AWAY	0- 0	4- 2	3- 1				
0- 0	0- 0	0- 0	NEUTRAL	0- 0	0- 0	0- 0				
4- 1	0- 0	0- 0	CONFERENCE	0- 0	4- 1	4- 1				
2- 0	0- 0	0- 0	HOME	0- 0	2- 0	2- 0				
2- 1	0- 0	0- 0	AWAY	0- 0	2- 1	2- 1				
0- 0	0- 0	0- 0	NEUTRAL	0- 0	0- 0	0- 0				

RPI 1-25				RPI 26-50				RPI 51-100				RPI 101+ Team's RPI: 209			
RPI	S	Opponent	Score	RPI	S	Opponent	Score	RPI	S	Opponent	Score	RPI	S	Opponent	Score
17	A	Cal i forni a	67 87	50	H	UC Davi s	53 79					129	H	Paci fi c	73 85
												134	A	Washi ngton	76 84
												139	H	Portland St.	91 77
												140	H	Idaho St.	69 74
												154	H	Nevada	65 74
												171	H	San Di ego	80 73
												190	H	UC Irvi ne	79 84
												201	A	Pepperdi ne	65 62
												211	A	UC Santa Barbara	77 71
												215	A	Idaho	68 60
												223	A	CSUN	62 67
												236	H	Hawai i	58 73
												244	A	Montana	78 64
												245	H	New Mexico St.	69 59
												248	A	UMKC	62 58
												277	A	Grand Canyon	63 74
												310	H	UTRGV	64 56
												338	A	Chi cago St.	63 56
LAST 12 Di vi si on I GAMES:															
310	H	UTRGV	64 56	190	H	UC Irvi ne	79 84								
245	H	New Mexico St.	69 59	134	A	Washi ngton	76 84								
248	A	UMKC	62 58	129	H	Paci fi c	73 85								
338	A	Chi cago St.	63 56	215	A	Idaho	68 60								
277	A	Grand Canyon	63 74	244	A	Montana	78 64								
223	A	CSUN	62 67	154	H	Nevada	65 74								

Non-Di v I Games:

Seattle U

Average RPI Win:	262	WON-LOST	WINNING	LAST 10	STRENGTH OF	OPP. STRENGTH	TEAM	ADJ.	CONF.	ADJ CONF.
Average RPI Loss:	119	RECORD	PCT. RANK	GAMES	SCHEDULE	OF SCHEDULE	RPI	RPI	RPI	RPI
DIV. I ONLY	10- 10	170	5- 5	248	175	200	200	25	25	
DIV. I NON-CONF.	5- 6	187	1- 2	84	101	130	130	25	25	

TOTALS	RPI 1-25	RPI 26-50	W-L RECORDS	RPI 51-100	RPI 101-999	RPI 201+				
10- 10	0- 1	0- 1	OVERALL	0- 4	10- 4	9- 3				
6- 3	0- 0	0- 1	HOME	0- 1	6- 1	5- 1				
4- 7	0- 1	0- 0	AWAY	0- 3	4- 3	4- 2				
0- 0	0- 0	0- 0	NEUTRAL	0- 0	0- 0	0- 0				
5- 6	0- 1	0- 1	NON-CONFERENCE	0- 3	5- 1	5- 0				
3- 2	0- 0	0- 1	HOME	0- 1	3- 0	3- 0				
2- 4	0- 1	0- 0	AWAY	0- 2	2- 1	2- 0				
0- 0	0- 0	0- 0	NEUTRAL	0- 0	0- 0	0- 0				
5- 4	0- 0	0- 0	CONFERENCE	0- 1	5- 3	4- 3				
3- 1	0- 0	0- 0	HOME	0- 0	3- 1	2- 1				
2- 3	0- 0	0- 0	AWAY	0- 1	2- 2	2- 2				
0- 0	0- 0	0- 0	NEUTRAL	0- 0	0- 0	0- 0				

RPI 1-25				RPI 26-50				RPI 51-100				RPI 101+ Team's RPI: 200			
RPI	S	Opponent	Score	RPI	S	Opponent	Score	RPI	S	Opponent	Score	RPI	S	Opponent	Score
14	A	Rutgers	47 59	43	H	FGCU	50 63	56	A	Qui nni pi ac	54 68	137	A	Hartford	62 71
								63	H	Al bany (NY)	63 78	189	H	Mari st	58 53
								78	A	Penn St.	72 86	207	A	Ni agara	50 65
								88	A	Harvard	67 75	207	H	Ni agara	68 73
												216	A	Hofstra	70 60
												233	H	St. Bonaventure	70 62
												239	H	Howard	72 61
												257	H	Sacred Heart	62 57
												268	A	Ri der	71 67
												270	A	Col gate	73 70
												276	H	Fai rfi el d	51 40
												299	A	Cani si us	57 65
												336	A	I ona	70 48
												336	H	I ona	64 51
LAST 12 Di vi si on I GAMES:															
276	H	Fai rfi el d	51 40	336	H	I ona	64 51								
336	A	I ona	70 48	268	A	Ri der	71 67								
189	H	Mari st	58 53	56	A	Qui nni pi ac	54 68								
207	A	Ni agara	50 65	137	A	Hartford	62 71								
299	A	Cani si us	57 65	257	H	Sacred Heart	62 57								
207	H	Ni agara	68 73	63	H	Al bany (NY)	63 78								

Non-Di v I Games:

Siena

Average RPI Win:	217	WON-LOST	WINNING	LAST 10	STRENGTH OF	OPP. STRENGTH	TEAM	ADJ.	CONF.	ADJ CONF.
Average RPI Loss:	97	RECORD	PCT. RANK	GAMES	SCHEDULE	OF SCHEDULE	RPI	RPI	RPI	RPI
DIV. I ONLY	12- 5	68	8- 2	148	215	93	93	23	23	
DIV. I NON-CONF.	6- 4	122	2- 3	42	147	62	62	23	23	
TOTALS	RPI 1-25	RPI 26-50	W-L RECORDS	RPI 51-100	RPI 101-999	RPI 201+				
12- 5	0- 1	0- 0	OVERALL	2- 1	10- 3	7- 0				
8- 2	0- 0	0- 0	HOME	1- 1	7- 1	6- 0				
4- 3	0- 1	0- 0	AWAY	1- 0	3- 2	1- 0				
0- 0	0- 0	0- 0	NEUTRAL	0- 0	0- 0	0- 0				
6- 4	0- 1	0- 0	NON-CONFERENCE	2- 1	4- 2	2- 0				
3- 2	0- 0	0- 0	HOME	1- 1	2- 1	1- 0				
3- 2	0- 1	0- 0	AWAY	1- 0	2- 1	1- 0				
0- 0	0- 0	0- 0	NEUTRAL	0- 0	0- 0	0- 0				
6- 1	0- 0	0- 0	CONFERENCE	0- 0	6- 1	5- 0				
5- 0	0- 0	0- 0	HOME	0- 0	5- 0	5- 0				
1- 1	0- 0	0- 0	AWAY	0- 0	1- 1	0- 0				
0- 0	0- 0	0- 0	NEUTRAL	0- 0	0- 0	0- 0				

RPI S Opponent Score	RPI S Opponent Score	RPI S Opponent Score	RPI S Opponent Score
18 A NC State 50 71		84 A North Carolina 85 84	103 A Ole Miss 59 66
		90 H UAB 66 78	114 H Jacksonville 58 60
		94 H Central Ark. 64 43	122 A Southern Miss. 78 57
			161 A Texas St. 63 78
			175 A UT Arlington 76 63
			177 H New Orleans 67 45
			204 H Southern U. 69 65
			243 H Troy 79 68
			271 H Coastal Caro. 68 62
			281 H Appalachian St. 54 52
			308 H Georgia St. 88 52
			317 A Alabama St. 59 47
			331 H Ga. Southern 79 52
LAST 12 Division I GAMES:			
281 H Appalachian St. 54 52	308 H Georgia St. 88 52		
271 H Coastal Caro. 68 62	90 H UAB 66 78		
243 H Troy 79 68	94 H Central Ark. 64 43		
175 A UT Arlington 76 63	204 H Southern U. 69 65		
161 A Texas St. 63 78	103 A Ole Miss 59 66		
331 H Ga. Southern 79 52	114 H Jacksonville 58 60		

Non-Div I Games: Ga. Southwestern 73 42

South Ala.

Average RPI	Win:	147	WON-LOST	WINNING	LAST 10	STRENGTH OF	OPP. STRENGTH	TEAM	ADJ.	CONF.	ADJ CONF.
Average RPI	Loss:	7	RECORD	PCT. RANK	GAMES	SCHEDULE	OF SCHEDULE	RPI	RPI	RPI	RPI
DIV. I ONLY		16- 3	16	8- 2	76	6	22	22	2	2	
DIV. I NON-CONF.		11- 1	13	5- 0	159	17	25	25	2	2	

TOTALS	RPI 1-25		RPI 26-50		W-L RECORDS		RPI 51-100		RPI 101-999		RPI 201+
16- 3	4- 3		1- 0		OVERALL		0- 0		11- 0		5- 0
8- 1	2- 1		0- 0		HOME		0- 0		6- 0		5- 0
6- 1	1- 1		0- 0		AWAY		0- 0		5- 0		0- 0
2- 1	1- 1		1- 0		NEUTRAL		0- 0		0- 0		0- 0
11- 1	3- 1		1- 0		NON-CONFERENCE		0- 0		7- 0		5- 0
6- 0	1- 0		0- 0		HOME		0- 0		5- 0		5- 0
3- 0	1- 0		0- 0		AWAY		0- 0		2- 0		0- 0
2- 1	1- 1		1- 0		NEUTRAL		0- 0		0- 0		0- 0
5- 2	1- 2		0- 0		CONFERENCE		0- 0		4- 0		0- 0
2- 1	1- 1		0- 0		HOME		0- 0		1- 0		0- 0
3- 1	0- 1		0- 0		AWAY		0- 0		3- 0		0- 0
0- 0	0- 0		0- 0		NEUTRAL		0- 0		0- 0		0- 0

RPI	S	Opponent	Score	RPI	S	Opponent	Score	RPI	S	Opponent	Score	RPI	S	Opponent	Score
2	N	Notre Dame	85 92	38	N	St. John's (NY)	76 58					103	A	Ole Miss	88 62
9	H	Tennessee	70 86									106	A	Clemson	66 36
11	A	Missouri	74 83									107	H	Auburn	71 63
14	N	Rutgers	78 68									111	A	Kentucky	81 64
15	H	Texas A&M	61 59									131	A	Vanderbilt	95 82
16	H	Duke	72 52									165	A	Temple	87 60
25	A	Maryland	94 86									253	H	Col. of Charleston	69 43
												289	H	Wofford	94 60
												315	H	Western Caro.	101 43
												317	H	Alabama St.	99 31
												343	H	Savannah St.	99 38

LAST 12 Division I GAMES:															
111	A	Kentucky	81 64	15	H	Texas A&M	61 59								
131	A	Vanderbilt	95 82	165	A	Temple	87 60								
9	H	Tennessee	70 86	343	H	Savannah St.	99 38								
107	H	Auburn	71 63	253	H	Col. of Charleston	69 43								
11	A	Missouri	74 83	16	H	Duke	72 52								
103	A	Ole Miss	88 62	315	H	Western Caro.	101 43								

Non-Div I Games:

South Carolina

Average RPI Win:	297	WON-LOST	WINNING	LAST 10	STRENGTH OF	OPP. STRENGTH	TEAM	ADJ.	CONF.	ADJ CONF.
Average RPI Loss:	212	RECORD	PCT. RANK	GAMES	SCHEDULE	OF SCHEDULE	RPI	RPI	RPI	RPI

DIV. I ONLY	5- 11	276	2- 7	347	238	322	322	31	31
DIV. I NON-CONF.	3- 7	254	2- 3	347	207	336	336	31	31

TOTALS	RPI 1-25	RPI 26-50	W-L RECORDS	RPI 51-100	RPI 101-999	RPI 201+			
5- 11	0- 0	0- 0	OVERALL	0- 2	5- 9	4- 5			
3- 3	0- 0	0- 0	HOME	0- 0	3- 3	2- 2			
2- 8	0- 0	0- 0	AWAY	0- 0	2- 1	2- 1			
0- 0	0- 0	0- 0	NEUTRAL	0- 0	0- 0	0- 0			
3- 7	0- 0	0- 0	NON-CONFERENCE	0- 2	3- 5	3- 3			
1- 1	0- 0	0- 0	HOME	0- 0	1- 1	1- 1			
2- 6	0- 0	0- 0	AWAY	0- 2	2- 4	2- 2			
0- 0	0- 0	0- 0	NEUTRAL	0- 0	0- 0	0- 0			
2- 4	0- 0	0- 0	CONFERENCE	0- 0	2- 4	1- 2			
2- 2	0- 0	0- 0	HOME	0- 0	2- 2	1- 1			
0- 2	0- 0	0- 0	AWAY	0- 0	0- 2	0- 1			
0- 0	0- 0	0- 0	NEUTRAL	0- 0	0- 0	0- 0			

RPI 1-25				RPI 26-50				RPI 51-100				RPI 101+ Team's RPI: 322			
RPI	S	Opponent	Score	RPI	S	Opponent	Score	RPI	S	Opponent	Score	RPI	S	Opponent	Score
								55	A	Georgi a Tech	40 86	106	A	Clemson	48 56
								80	A	Mercer	53 74	183	H	Hampton	78 70
												193	A	Charlotte	49 64
												195	H	Norfolk St.	67 71
												198	A	Bethune-Cookman	50 68
												239	H	Howard	58 68
												303	A	Delaware St.	44 58
												306	A	USC Upstate	44 63
												314	H	UMES	54 51
												315	H	Western Caro.	75 45
												324	A	Old Domini on	35 52
												329	A	Charleston So.	60 58
												331	H	Ga. Southern	58 61
												344	A	Winthrop	65 37
LAST 12 Division I GAMES:															
183	H	Hampton	78 70	324	A	Old Domini on	35 52								
195	H	Norfolk St.	67 71	193	A	Charlotte	49 64								
314	H	UMES	54 51	80	A	Mercer	53 74								
239	H	Howard	58 68	315	H	Western Caro.	75 45								
303	A	Delaware St.	44 58	329	A	Charleston So.	60 58								
198	A	Bethune-Cookman	50 68	306	A	USC Upstate	44 63								

Non-Div I Games: Johnson & Wales (NC) 40 Columbia Int'l 82 38

South Carolina St.

Average RPI Win:	208	WON-LOST	WINNING	LAST 10	STRENGTH OF	OPP. STRENGTH	TEAM	ADJ.	CONF.	ADJ CONF.
Average RPI Loss:	100	RECORD	PCT. RANK	GAMES	SCHEDULE	OF SCHEDULE	RPI	RPI	RPI	RPI
DIV. I ONLY	13- 5	60	8- 1	207	138	95	95	14	14	
DIV. I NON-CONF.	7- 5	132	4- 1	211	60	135	135	14	14	
<hr/>										
TOTALS	RPI 1-25	RPI 26-50	W-L RECORDS	RPI 51-100	RPI 101-999	RPI 201+				
13- 5	0- 1	0- 1	OVERALL	1- 0	12- 3	8- 0				
7- 1	0- 0	0- 0	HOME	1- 0	6- 1	5- 0				
5- 2	0- 0	0- 0	AWAY	0- 0	5- 2	2- 0				
1- 2	0- 1	0- 1	NEUTRAL	0- 0	1- 0	1- 0				
7- 5	0- 1	0- 1	NON-CONFERENCE	1- 0	6- 3	4- 0				
4- 1	0- 0	0- 0	HOME	1- 0	3- 1	2- 0				
2- 2	0- 0	0- 0	AWAY	0- 0	2- 2	1- 0				
1- 2	0- 1	0- 1	NEUTRAL	0- 0	1- 0	1- 0				
6- 0	0- 0	0- 0	CONFERENCE	0- 0	6- 0	4- 0				
3- 0	0- 0	0- 0	HOME	0- 0	3- 0	3- 0				
3- 0	0- 0	0- 0	AWAY	0- 0	3- 0	1- 0				
0- 0	0- 0	0- 0	NEUTRAL	0- 0	0- 0	0- 0				

RPI 1-25				RPI 26-50				RPI 51-100				Team's RPI: 95				RPI 101+			
RPI	S	Opponent	Score	RPI	S	Opponent	Score	RPI	S	Opponent	Score	RPI	S	Opponent	Score	RPI	S	Opponent	Score
9	N	Tennessee	49 69	36	N	Oklahoma St.	68 76	54	H	Creighton	73 68	109	A	Western Ill.	82 58	133	A	SFA	55 77
																138	H	North Dakota	76 71
																153	A	Wichita St.	62 48
																158	H	Tulsa	61 64
																162	A	Iowa St.	76 81
																180	A	Oral Roberts	73 68
																202	H	Denver	79 51
																228	H	UC Riverside	75 66
																240	H	Omaha	70 46
																261	A	North Dakota St.	82 67
																265	H	CSU Bakersfield	66 50
																282	A	Incarnate Word	81 51
																284	N	Indiana St.	71 59
																309	H	Fort Wayne	85 43
<hr/>																			
										LAST 12 Division I GAMES:									
240	H	Omaha	70 46	138	H	North Dakota	76 71	228	H	UC Riverside	75 66	158	H	Tulsa	61 64	265	H	CSU Bakersfield	66 50
180	A	Oral Roberts	73 68	228	H	UC Riverside	75 66	282	A	Incarnate Word	81 51	133	A	SFA	55 77	284	N	Indiana St.	71 59
309	H	Fort Wayne	85 43	158	H	Tulsa	61 64	265	H	CSU Bakersfield	66 50	282	A	Incarnate Word	81 51	309	H	Fort Wayne	85 43
109	A	Western Ill.	82 58	265	H	CSU Bakersfield	66 50	282	A	Incarnate Word	81 51	133	A	SFA	55 77				
261	A	North Dakota St.	82 67	282	A	Incarnate Word	81 51												
202	H	Denver	79 51	133	A	SFA	55 77												

Non-Div I Games: Mt. Marty 87 25 Bellevue 89 32

South Dakota

Average RPI	Win: 160	WON-LOST	WINNING	LAST 10	STRENGTH OF	OPP. STRENGTH	TEAM	ADJ.	CONF.	ADJ CONF.
Average RPI	Loss: 29	RECORD	PCT. RANK	GAMES	SCHEDULE	OF SCHEDULE	RPI	RPI	RPI	RPI
DIV. I ONLY	15- 4	32	7- 2	66	56	30	30	14	14	
DIV. I NON-CONF.	10- 4	73	4- 2	57	3	36	36	14	14	

TOTALS	RPI 1-25	RPI 26-50	W-L RECORDS	RPI 51-100	RPI 101-999	RPI 201+				
15- 4	1- 2	1- 1	OVERALL	1- 1	12- 0	4- 0				
9- 1	0- 1	1- 0	HOME	0- 0	8- 0	3- 0				
4- 3	0- 1	0- 1	AWAY	1- 1	3- 0	1- 0				
2- 0	1- 0	0- 0	NEUTRAL	0- 0	1- 0	0- 0				
10- 4	1- 2	1- 1	NON-CONFERENCE	1- 1	7- 0	1- 0				
6- 1	0- 1	1- 0	HOME	0- 0	5- 0	1- 0				
2- 3	0- 1	0- 1	AWAY	1- 1	1- 0	0- 0				
2- 0	1- 0	0- 0	NEUTRAL	0- 0	1- 0	0- 0				
5- 0	0- 0	0- 0	CONFERENCE	0- 0	5- 0	3- 0				
3- 0	0- 0	0- 0	HOME	0- 0	3- 0	2- 0				
2- 0	0- 0	0- 0	AWAY	0- 0	2- 0	1- 0				
0- 0	0- 0	0- 0	NEUTRAL	0- 0	0- 0	0- 0				

RPI 1-25				RPI 26-50				Team's RPI: 30				RPI 51-100				RPI 101+			
RPI	S	Opponent	Score	RPI	S	Opponent	Score	RPI	S	Opponent	Score	RPI	S	Opponent	Score	RPI	S	Opponent	Score
7	H	Louisville	64 68	34	H	Oklahoma	67 61	54	A	Creighton	65 72	109	H	Western Ill.	84 48				
13	A	Green Bay	41 55	43	A	FGCU	78 87	91	A	George Washington	97 88	118	A	Drake	85 78				
18	N	NC State	75 67									130	H	Bowling Green	76 44				
												138	H	North Dakota	66 52				
												153	H	Wichita St.	96 64				
												180	A	Oral Roberts	77 70				
												192	H	UNI	57 47				
												193	N	Charlotte	71 70				
												202	A	Denver	69 58				
												240	H	Omaha	89 64				
												261	H	North Dakota St.	83 63				
												340	H	NJIT	92 48				

										LAST 12 Division I GAMES:									
109	H	Western Ill.	84 48	153	H	Wichita St.	96 64	118	A	Drake	85 78	54	A	Creighton	65 72	130	H	Bowling Green	76 44
180	A	Oral Roberts	77 70	34	H	Oklahoma	67 61	91	A	George Washington	97 88	192	H	UNI	57 47	202	A	Denver	69 58
202	A	Denver	69 58	43	A	FGCU	78 87	54	A	Creighton	65 72	240	H	Omaha	89 64	261	H	North Dakota St.	83 63
261	H	North Dakota St.	83 63					91	A	George Washington	97 88	340	H	NJIT	92 48				
240	H	Omaha	89 64																
43	A	FGCU	78 87																

Non-Div I Games: Dakota Wesleyan 76 63

South Dakota St.

Average RPI Win:	137	WON-LOST	WINNING	LAST 10	STRENGTH OF	OPP. STRENGTH	TEAM	ADJ.	CONF.	ADJ CONF.
Average RPI Loss:	47	RECORD	PCT. RANK	GAMES	SCHEDULE	OF SCHEDULE	RPI	RPI	RPI	RPI

DIV. I ONLY	15- 5	44	7- 3	49	7	29	29	8	8
DIV. I NON-CONF.	10- 3	51	3- 2	85	2	30	30	7	7
TOTALS	RPI 1-25	RPI 26-50	W-L RECORDS	RPI 51-100	RPI 101-999	RPI 201+			
15- 5	0- 2	2- 2	OVERALL	5- 0	8- 1	4- 0			
7- 1	0- 1	1- 0	HOME	2- 0	4- 0	3- 0			
5- 2	0- 0	0- 1	AWAY	1- 0	4- 1	1- 0			
3- 2	0- 1	1- 1	NEUTRAL	2- 0	0- 0	0- 0			
10- 3	0- 1	2- 2	NON-CONFERENCE	4- 0	4- 0	4- 0			
5- 0	0- 0	1- 0	HOME	1- 0	3- 0	3- 0			
2- 1	0- 0	0- 1	AWAY	1- 0	1- 0	1- 0			
3- 2	0- 1	1- 1	NEUTRAL	2- 0	0- 0	0- 0			
5- 2	0- 1	0- 0	CONFERENCE	1- 0	4- 1	0- 0			
2- 1	0- 1	0- 0	HOME	1- 0	1- 0	0- 0			
3- 1	0- 0	0- 0	AWAY	0- 0	3- 1	0- 0			
0- 0	0- 0	0- 0	NEUTRAL	0- 0	0- 0	0- 0			

RPI 1-25	RPI 26-50	Team's RPI: 29	RPI 51-100	RPI 101+
RPI S Opponent Score	RPI S Opponent Score		RPI S Opponent Score	RPI S Opponent Score
1 H UConn 49 100	34 A Okl ahoma 74 79		53 H UCF 62 45	108 H Tul ane 75 46
2 N Notre Dame 66 76	38 N St. John's (NY) 68 59		60 N Dayton 93 87	143 A Cincinnati 69 46
	42 H LSU 61 55		69 N Washington St. 82 45	153 A Wichita St. 56 64
	44 N Michigan St. 73 83		79 H Butler 71 55	165 A Temple 89 73
			91 A George Washington 83 78	173 A Memphis 81 62
				204 H Southern U. 108 48
				214 H Arkansas St. 98 55
				280 A FIU 82 52
				335 H Houston Baptist 90 43
LAST 12 Division I GAMES:				
153 A Wichita St. 56 64	108 H Tul ane 75 46			
173 A Memphis 81 62	44 N Michigan St. 73 83			
53 H UCF 62 45	60 N Dayton 93 87			
165 A Temple 89 73	280 A FIU 82 52			
1 H UConn 49 100	204 H Southern U. 108 48			
143 A Cincinnati 69 46	34 A Okl ahoma 74 79			

Non-Div I Games:

South Fla.

Average RPI Win:	284	WON-LOST	WINNING	LAST 10	STRENGTH OF	OPP. STRENGTH	TEAM	ADJ.	CONF.	ADJ CONF.
Average RPI Loss:	124	RECORD	PCT. RANK	GAMES	SCHEDULE	OF SCHEDULE	RPI	RPI	RPI	RPI

DIV. I ONLY	7- 11	235	5- 5	118	332	208	208	26	26
DIV. I NON-CONF.	3- 7	254	1- 3	34	241	167	167	27	27
TOTALS	RPI 1-25	RPI 26-50	W-L RECORDS	RPI 51-100	RPI 101-999	RPI 201+			
7- 11	0- 1	0- 1	OVERALL	0- 1	7- 8	6- 2			
4- 3	0- 0	0- 0	HOME	0- 1	4- 2	4- 1			
2- 8	0- 0	0- 0	AWAY	0- 0	2- 1	2- 0			
1- 0	0- 0	0- 0	NEUTRAL	0- 0	1- 0	0- 0			
3- 7	0- 1	0- 1	NON-CONFERENCE	0- 0	3- 5	2- 0			
2- 1	0- 0	0- 0	HOME	0- 0	2- 1	2- 0			
0- 6	0- 1	0- 1	AWAY	0- 0	0- 4	0- 0			
1- 0	0- 0	0- 0	NEUTRAL	0- 0	1- 0	0- 0			
4- 4	0- 0	0- 0	CONFERENCE	0- 1	4- 3	4- 2			
2- 2	0- 0	0- 0	HOME	0- 1	2- 1	2- 1			
2- 2	0- 0	0- 0	AWAY	0- 0	2- 2	2- 1			
0- 0	0- 0	0- 0	NEUTRAL	0- 0	0- 0	0- 0			

RPI 1-25				RPI 26-50				RPI 51-100				RPI 101+ Team's RPI: 208			
RPI	S	Opponent	Score	RPI	S	Opponent	Score	RPI	S	Opponent	Score	RPI	S	Opponent	Score
7	A	Louisville	40 80	35	A	Ball St.	56 69	76	H	Belmont	57 67	104	A	George Mason	38 57
												109	A	Western Ill.	59 87
												112	A	Kansas	50 51
												143	A	Cincinnati	52 65
												148	N	Saint Francis (PA)	82 50
												151	A	SIUE	57 65
												167	H	Southern Ill.	74 79
												217	H	Bradley	57 53
												230	H	Morehead St.	56 59
												234	A	Austin Peay	65 66
												288	H	Eastern Ky.	69 55
												300	A	Murray St.	85 74
												342	A	Eastern Ill.	77 54
												346	H	Tennessee St.	71 66
												347	H	Evansville	74 65
LAST 12 Division I GAMES:															
				342	A	Eastern Ill.	77 54	346	H	Tennessee St.	71 66				
				151	A	SIUE	57 65	76	H	Belmont	57 67				
				288	H	Eastern Ky.	69 55	347	H	Evansville	74 65				
				230	H	Morehead St.	56 59	112	A	Kansas	50 51				
				234	A	Austin Peay	65 66	35	A	Ball St.	56 69				
				300	A	Murray St.	85 74	109	A	Western Ill.	59 87				

Non-Div I Games: Evangel 72 60 Missouri Valley 69 34

Southeast Mo. St.

Average RPI Win:	284	WON-LOST	WINNING	LAST 10	STRENGTH OF	OPP. STRENGTH	TEAM	ADJ.	CONF.	ADJ CONF.
Average RPI Loss:	168	RECORD	PCT. RANK	GAMES	SCHEDULE	OF SCHEDULE	RPI	RPI	RPI	RPI
DIV. I ONLY	3- 15	314	2- 8	225	297	298	298	27	27	
DIV. I NON-CONF.	1- 10	327	0- 5	176	228	293	293	26	26	

TOTALS	RPI 1-25	RPI 26-50	W-L RECORDS	RPI 51-100	RPI 101-999	RPI 201+				
3- 15	0- 0	0- 1	OVERALL	0- 2	3- 12	2- 6				
1- 5	0- 0	0- 0	HOME	0- 0	1- 5	1- 3				
2- 9	0- 0	0- 1	AWAY	0- 2	2- 6	1- 3				
0- 1	0- 0	0- 0	NEUTRAL	0- 0	0- 1	0- 0				
1- 10	0- 0	0- 1	NON-CONFERENCE	0- 1	1- 8	0- 4				
0- 3	0- 0	0- 0	HOME	0- 0	0- 3	0- 2				
1- 6	0- 0	0- 1	AWAY	0- 1	1- 4	0- 2				
0- 1	0- 0	0- 0	NEUTRAL	0- 0	0- 1	0- 0				
2- 5	0- 0	0- 0	CONFERENCE	0- 1	2- 4	2- 2				
1- 2	0- 0	0- 0	HOME	0- 0	1- 2	1- 1				
1- 3	0- 0	0- 0	AWAY	0- 1	1- 2	1- 1				
0- 0	0- 0	0- 0	NEUTRAL	0- 0	0- 0	0- 0				

RPI	S	Opponent	Score	RPI	S	Opponent	Score	RPI	S	Opponent	Score	RPI	S	Opponent	Score
42	A	LSU	56 84	71	A	TCU	62 112	107	A	Auburn	46 80	115	N	Kent St.	60 81
				94	A	Central Ark.	47 63	119	H	Louisiana	56 68	133	A	SFA	67 79
								143	A	Cincinnati	43 82	150	H	Lamar University	58 75
								198	A	Bethune-Cookman	60 58	219	A	Akron	54 66
								227	A	Abilene Christian	80 86	252	A	Grambling	52 61
								274	H	Alcorn	77 84	283	H	Alabama A&M	74 76
								294	H	McNeese	65 77	318	H	Northwestern St.	71 65
								335	A	Houston Baptist	76 61				
LAST 12 Division I GAMES:															
318	H	Northwestern St.	71 65	133	A	SFA	67 79	283	H	Alabama A&M	74 76	107	A	Auburn	46 80
335	A	Houston Baptist	76 61	252	A	Grambling	52 61	119	H	Louisiana	56 68	71	A	TCU	62 112
294	H	McNeese	65 77												
150	H	Lamar University	58 75												
227	A	Abilene Christian	80 86												
94	A	Central Ark.	47 63												

Non-Div I Games:

Southeastern La.

Average RPI	Win:	183	WON-LOST	WINNING	LAST 10	STRENGTH OF	OPP. STRENGTH	TEAM	ADJ.	CONF.	ADJ CONF.
Average RPI	Loss:	18	RECORD	PCT. RANK	GAMES	SCHEDULE	OF SCHEDULE	RPI	RPI	RPI	RPI
DIV. I ONLY		13- 6		78	5- 5	52	58	52	52	4	4
DIV. I NON-CONF.		10- 1		16	3- 1	219	206	52	52	3	3

TOTALS	RPI 1-25		RPI 26-50		W-L RECORDS	RPI 51-100		RPI 101-999		RPI 201+	
13- 6	0- 4		1- 2		OVERALL	2- 0		10- 0		6- 0	
3- 4	0- 3		0- 1		HOME	1- 0		2- 0		2- 0	
7- 2	0- 1		0- 1		AWAY	1- 0		6- 0		4- 0	
3- 0	0- 0		1- 0		NEUTRAL	0- 0		2- 0		0- 0	
10- 1	0- 1		1- 0		NON-CONFERENCE	0- 0		9- 0		6- 0	
2- 1	0- 1		0- 0		HOME	0- 0		2- 0		2- 0	
5- 0	0- 0		0- 0		AWAY	0- 0		5- 0		4- 0	
3- 0	0- 0		1- 0		NEUTRAL	0- 0		2- 0		0- 0	
3- 5	0- 3		0- 2		CONFERENCE	2- 0		1- 0		0- 0	
1- 3	0- 2		0- 1		HOME	1- 0		0- 0		0- 0	
2- 2	0- 1		0- 1		AWAY	1- 0		1- 0		0- 0	
0- 0	0- 0		0- 0		NEUTRAL	0- 0		0- 0		0- 0	

RPI 1-25				RPI 26-50				RPI 51-100				Team's RPI : 52				RPI 101+			
RPI	S	Opponent	Score	RPI	S	Opponent	Score	RPI	S	Opponent	Score	RPI	S	Opponent	Score	RPI	S	Opponent	Score
5	H	Oregon	66 70	26	A	Stanford	65 72	51	H	Oregon St.	65 61	121	N	Middle Tenn.	72 57				
15	H	Texas A&M	74 75	26	H	Stanford	55 59	62	A	Utah	58 47	136	A	Colorado	86 51				
17	A	Cal i forni a	64 76	47	N	Purdue	58 46					169	A	Loyol a Marymount	80 70				
17	H	Cal i forni a	59 62									189	N	Marist	78 57				
												222	H	Montana St.	98 47				
												228	A	UC Ri versi de	64 46				
												236	A	Hawai i	71 60				
												269	A	Santa Clara	64 43				
												310	A	UTRGV	71 64				
												334	H	Long Beach St.	75 60				
LAST 12 Division I GAMES:																			
17	H	Cal i forni a	59 62	26	A	Stanford	65 72												
26	H	Stanford	55 59	17	A	Cal i forni a	64 76												
62	A	Utah	58 47	310	A	UTRGV	71 64												
136	A	Col orado	86 51	121	N	Mi ddl e Tenn.	72 57												
51	H	Oregon St.	65 61	15	H	Texas A&M	74 75												
5	H	Oregon	66 70	169	A	Loyol a Marymount	80 70												

Non-Di v I Games:

Southern Cal i forni a

Average RPI Win: 255		WON-LOST RECORD	WINNING PCT. RANK	LAST 10 GAMES	STRENGTH OF SCHEDULE	OPP. STRENGTH OF SCHEDULE	TEAM RPI	ADJ. RPI	CONF. RPI	ADJ CONF. RPI
Average RPI Loss: 129										
DIV. I ONLY		10- 8	138	6- 4	217	245	167	167	24	24
DIV. I NON-CONF.		4- 6	214	0- 3	77	227	147	147	22	22
TOTALS		RPI 1-25	RPI 26-50	W-L RECORDS		RPI 51-100	RPI 101-999	RPI 201+		
10- 8	0- 0		0- 0	OVERALL		0- 4	10- 4	8- 2		
4- 3	0- 0		0- 0	HOME		0- 1	4- 2	3- 0		
6- 3	0- 0		0- 0	AWAY		0- 0	6- 1	5- 1		
0- 2	0- 0		0- 0	NEUTRAL		0- 2	0- 0	0- 0		
4- 6	0- 0		0- 0	NON-CONFERENCE		0- 4	4- 2	3- 1		
1- 2	0- 0		0- 0	HOME		0- 1	1- 1	1- 0		
3- 2	0- 0		0- 0	AWAY		0- 1	3- 1	2- 1		
0- 2	0- 0		0- 0	NEUTRAL		0- 2	0- 0	0- 0		
6- 2	0- 0		0- 0	CONFERENCE		0- 0	6- 2	5- 1		
3- 1	0- 0		0- 0	HOME		0- 0	3- 1	2- 0		
3- 1	0- 0		0- 0	AWAY		0- 0	3- 1	3- 1		
0- 0	0- 0		0- 0	NEUTRAL		0- 0	0- 0	0- 0		

RPI 1-25				RPI 26-50				RPI 51-100				RPI 101+				Team's RPI: 167	
RPI	S	Opponent	Score	RPI	S	Opponent	Score	RPI	S	Opponent	Score	RPI	S	Opponent	Score		
								57	H	Western Ky.	49	75	118	H	Drake	64	75
								63	N	Albany (NY)	57	68	151	H	SIUE	53	57
								64	N	Miami (FL)	65	75	173	A	Memphis	68	56
								90	A	UAB	66	76	192	H	UNI	60	53
													208	A	Southeast Mo. St.	79	74
													217	A	Bradley	63	62
													230	A	Morehead St.	81	85
													246	H	UT Martin	84	72
													256	A	Illinois St.	46	49
													263	H	Valparaiso	74	63
													284	A	Indiana St.	64	45
													292	H	Loyola Chicago	62	46
													327	A	Marshall	64	59
													347	A	Evansville	74	62
LAST 12 Division I GAMES:																	
				263	H	Valparaiso	74	63	284	A	Indiana St.	64	45				
				292	H	Loyola Chicago	62	46	347	A	Evansville	74	62				
				256	A	Illinois St.	46	49	64	N	Miami (FL)	65	75				
				217	A	Bradley	63	62	63	N	Albany (NY)	57	68				
				118	H	Drake	64	75	57	H	Western Ky.	49	75				
				192	H	UNI	60	53	327	A	Marshall	64	59				

Non-Div I Games:	Martin Methodist	60	50
------------------	------------------	----	----

Southern Ill.

Loss, Non-Conf, S Site, H Home A Away N Neutral

Average RPI	Win:	234	WON-LOST	WINNING	LAST 10	STRENGTH OF	OPP. STRENGTH	TEAM	ADJ.	CONF.	ADJ CONF.
Average RPI	Loss:	97	RECORD	PCT. RANK	GAMES	SCHEDULE	OF SCHEDULE	RPI	RPI	RPI	RPI
DIV. I ONLY		9- 7		136	4- 5	180	136	122	122	18	18
DIV. I NON-CONF.		6- 5		153	2- 4	290	113	214	214	19	19
<hr/>											
TOTALS	RPI 1-25		RPI 26-50		W-L RECORDS	RPI 51-100		RPI 101-999		RPI 201+	
9- 7	0- 1		0- 0		OVERALL	1- 3		8- 3		5- 0	
6- 1	0- 0		0- 0		HOME	0- 1		6- 0		4- 0	
3- 6	0- 1		0- 0		AWAY	1- 2		2- 3		1- 0	
0- 0	0- 0		0- 0		NEUTRAL	0- 0		0- 0		0- 0	
6- 5	0- 1		0- 0		NON-CONFERENCE	0- 2		6- 2		5- 0	
5- 1	0- 0		0- 0		HOME	0- 1		5- 0		4- 0	
1- 4	0- 1		0- 0		AWAY	0- 1		1- 2		1- 0	
0- 0	0- 0		0- 0		NEUTRAL	0- 0		0- 0		0- 0	
3- 2	0- 0		0- 0		CONFERENCE	1- 1		2- 1		0- 0	
1- 0	0- 0		0- 0		HOME	0- 0		1- 0		0- 0	
2- 2	0- 0		0- 0		AWAY	1- 1		1- 1		0- 0	
0- 0	0- 0		0- 0		NEUTRAL	0- 0		0- 0		0- 0	

RPI 1-25				RPI 26-50				RPI 51-100				RPI 101+ Team's RPI: 122			
RPI	S	Opponent	Score	RPI	S	Opponent	Score	RPI	S	Opponent	Score	RPI	S	Opponent	Score
3	A	Mississippi St.	56 91					55	A	Georgia Tech	44 63	103	A	Ole Miss	59 68
								57	A	Western Ky.	60 81	108	H	Tulane	66 58
								90	A	UAB	80 63	121	A	Middle Tenn.	61 53
								93	H	South Ala.	57 78	176	A	Samford	56 61
												193	A	Charlotte	56 66
												194	H	Louisiana Tech	65 50
												274	H	Alcorn	72 67
												317	H	Alabama St.	72 35
												318	A	Northwestern St.	71 59
												339	H	Sam Houston St.	58 38
												345	H	Mississippi Val.	84 69
<hr/>															
LAST 12 Division I GAMES:															
121	A	Middle Tenn.	61 53	176	A	Samford	56 61								
90	A	UAB	80 63	339	H	Sam Houston St.	58 38								
194	H	Louisiana Tech	65 50	103	A	Ole Miss	59 68								
57	A	Western Ky.	60 81	93	H	South Ala.	57 78								
193	A	Charlotte	56 66	318	A	Northwestern St.	71 59								
55	A	Georgia Tech	44 63	317	H	Alabama St.	72 35								

Non-Div I Games: William Carey 82 44 Blue Mountain (MS) 96 46

Southern Miss.

Average RPI Win:	299	WON-LOST	WINNING	LAST 10	STRENGTH OF	OPP. STRENGTH	TEAM	ADJ.	CONF.	ADJ CONF.
Average RPI Loss:	118	RECORD	PCT. RANK	GAMES	SCHEDULE	OF SCHEDULE	RPI	RPI	RPI	RPI
DIV. I ONLY	7- 9	215	7- 3	247	241	204	204	32	32	
DIV. I NON-CONF.	0- 8	337	0- 4	39	29	264	264	32	32	

TOTALS	RPI 1-25	RPI 26-50	W-L RECORDS	RPI 51-100	RPI 101-999	RPI 201+				
7- 9	0- 0	0- 3	OVERALL	0- 2	7- 4	7- 1				
4- 0	0- 0	0- 0	HOME	0- 0	4- 0	4- 0				
3- 8	0- 0	0- 2	AWAY	0- 2	3- 4	3- 1				
0- 1	0- 0	0- 1	NEUTRAL	0- 0	0- 0	0- 0				
0- 8	0- 0	0- 3	NON-CONFERENCE	0- 2	0- 3	0- 0				
0- 0	0- 0	0- 0	HOME	0- 0	0- 0	0- 0				
0- 7	0- 0	0- 2	AWAY	0- 2	0- 3	0- 0				
0- 1	0- 0	0- 1	NEUTRAL	0- 0	0- 0	0- 0				
7- 1	0- 0	0- 0	CONFERENCE	0- 0	7- 1	7- 1				
4- 0	0- 0	0- 0	HOME	0- 0	4- 0	4- 0				
3- 1	0- 0	0- 0	AWAY	0- 0	3- 1	3- 1				
0- 0	0- 0	0- 0	NEUTRAL	0- 0	0- 0	0- 0				

RPI	S	Opponent	Score	RPI	S	Opponent	Score	RPI	S	Opponent	Score	RPI	S	Opponent	Score	Team's RPI: 204
29	A	South Fla.	48 108	72	A	Indiana	49 64	107	A	Auburn	47 65					
36	A	Oklahoma St.	66 94	93	A	South Ala.	65 69	182	A	Wisconsin	74 77					
45	N	Toledo	76 81					198	A	Bethune-Cookman	56 68					
								252	H	Grambling	63 44					
								259	A	Texas Southern	67 57					
								283	H	Alabama A&M	77 62					
								296	A	Prairie View	62 69					
								297	H	Jackson St.	86 76					
								317	H	Alabama St.	66 58					
								341	A	Ark.-Pine Bluff	71 52					
								345	A	Mississippi Val.	70 54					

LAST 12 Division I GAMES:																
283	H	Alabama A&M	77 62	296	A	Prairie View	62 69									
317	H	Alabama St.	66 58	259	A	Texas Southern	67 57									
345	A	Mississippi Val.	70 54	45	N	Toledo	76 81									
341	A	Ark.-Pine Bluff	71 52	29	A	South Fla.	48 108									
297	H	Jackson St.	86 76	198	A	Bethune-Cookman	56 68									
252	H	Grambling	63 44	93	A	South Ala.	65 69									

Non-Div I Games: Mobile 86 54

Southern U.

Average RPI Win:	251	WON-LOST	WINNING	LAST 10	STRENGTH OF	OPP. STRENGTH	TEAM	ADJ.	CONF.	ADJ CONF.
Average RPI Loss:	191	RECORD	PCT. RANK	GAMES	SCHEDULE	OF SCHEDULE	RPI	RPI	RPI	RPI
DIV. I ONLY	3- 15	314	2- 8	194	328	305	305	19	19	
DIV. I NON-CONF.	1- 10	327	0- 5	190	319	333	333	15	15	

TOTALS	RPI 1-25	RPI 26-50	W-L RECORDS	RPI 51-100	RPI 101-999	RPI 201+				
3- 15	0- 1	0- 1	OVERALL	0- 0	3- 13	2- 8				
2- 5	0- 0	0- 1	HOME	0- 0	2- 4	1- 1				
1- 10	0- 1	0- 0	AWAY	0- 0	1- 9	1- 7				
0- 0	0- 0	0- 0	NEUTRAL	0- 0	0- 0	0- 0				
1- 10	0- 1	0- 1	NON-CONFERENCE	0- 0	1- 8	1- 4				
1- 4	0- 0	0- 1	HOME	0- 0	1- 3	1- 1				
0- 6	0- 1	0- 0	AWAY	0- 0	0- 5	0- 3				
0- 0	0- 0	0- 0	NEUTRAL	0- 0	0- 0	0- 0				
2- 5	0- 0	0- 0	CONFERENCE	0- 0	2- 5	1- 4				
1- 1	0- 0	0- 0	HOME	0- 0	1- 1	0- 0				
1- 4	0- 0	0- 0	AWAY	0- 0	1- 4	1- 4				
0- 0	0- 0	0- 0	NEUTRAL	0- 0	0- 0	0- 0				

RPI 1-25				RPI 26-50				RPI 51-100				RPI 101+ Team's RPI: 305			
RPI	S	Opponent	Score	RPI	S	Opponent	Score	RPI	S	Opponent	Score	RPI	S	Opponent	Score
5	A	Oregon	38 98	50	H	UC Davi s	59 85					116	A	BYU	67 75
												140	H	Idaho St.	76 70
												142	H	Weber St.	64 77
												168	H	Bi nghamton	66 72
												171	A	San Di ego	59 72
												190	H	UC Irvi ne	64 71
												210	A	Eastern Wash.	41 58
												215	A	Idaho	51 74
												222	A	Montana St.	71 91
												244	A	Montana	71 81
												265	H	CSU Bakersfi eld	45 46
												277	A	Grand Canyon	54 59
												285	A	Ari zona	74 76
												291	H	Utah St.	70 67
												301	A	Utah Val ley	61 69
												323	A	Northern Ari z.	60 57

LAST 12 Divi sion I GAMES:															
210	A	Eastern Wash.	41 58	222	A	Montana St.	71 91								
215	A	Idaho	51 74	285	A	Ari zona	74 76								
323	A	Northern Ari z.	60 57	277	A	Grand Canyon	54 59								
142	H	Weber St.	64 77	5	A	Oregon	38 98								
140	H	Idaho St.	76 70	190	H	UC Irvi ne	64 71								
244	A	Montana	71 81	301	A	Utah Val ley	61 69								

Non-Div I Games:

Southern Utah

Average RPI Win:	229	WON-LOST	WINNING	LAST 10	STRENGTH OF	OPP. STRENGTH	TEAM	ADJ.	CONF.	ADJ CONF.
Average RPI Loss:	132	RECORD	PCT. RANK	GAMES	SCHEDULE	OF SCHEDULE	RPI	RPI	RPI	RPI
DIV. I ONLY	7- 13	259	2- 8	135	203	233	233	13	13	
DIV. I NON-CONF.	5- 8	220	1- 4	73	260	182	182	11	11	

TOTALS	RPI 1-25	RPI 26-50	W-L RECORDS	RPI 51-100	RPI 101-999	RPI 201+				
7- 13	0- 1	0- 1	OVERALL	1- 4	6- 7	4- 3				
5- 5	0- 1	0- 1	HOME	1- 1	4- 2	3- 0				
1- 8	0- 0	0- 0	AWAY	0- 3	1- 5	0- 3				
1- 0	0- 0	0- 0	NEUTRAL	0- 0	1- 0	1- 0				
5- 8	0- 1	0- 1	NON-CONFERENCE	1- 3	4- 3	2- 2				
3- 3	0- 1	0- 1	HOME	1- 1	2- 0	1- 0				
1- 5	0- 0	0- 0	AWAY	0- 2	1- 3	0- 2				
1- 0	0- 0	0- 0	NEUTRAL	0- 0	1- 0	1- 0				
2- 5	0- 0	0- 0	CONFERENCE	0- 1	2- 4	2- 1				
2- 2	0- 0	0- 0	HOME	0- 0	2- 2	2- 0				
0- 3	0- 0	0- 0	AWAY	0- 1	0- 2	0- 1				
0- 0	0- 0	0- 0	NEUTRAL	0- 0	0- 0	0- 0				

RPI 1-25				RPI 26-50				RPI 51-100				RPI 101+				Team's RPI: 233
RPI	S	Opponent	Score	RPI	S	Opponent	Score	RPI	S	Opponent	Score	RPI	S	Opponent	Score	
20	H	Buffalo	59 76	45	H	Toledo	39 58	60	A	Dayton	59 80	110	A	Saint Louis	55 78	
								63	A	Albany (NY)	52 69	149	H	Davidson	68 75	
								78	H	Penn St.	65 62	163	H	Saint Joseph's	64 70	
								83	A	Navy	48 86	181	A	Bucknell	59 48	
								99	H	Delaware	52 53	197	H	Eastern Mich.	70 51	
												200	A	Siena	62 70	
												203	A	La Salle	63 66	
												207	H	Niagara	76 58	
												216	A	Hofstra	68 71	
												293	H	Massachusetts	69 59	
												299	A	Canisius	69 71	
												320	H	Rhode Island	81 70	
												328	N	UMBC	63 54	

LAST 12 Division I GAMES:																
149	H	Davidson	68 75	110	A	Saint Louis	55 78									
320	H	Rhode Island	81 70	216	A	Hofstra	68 71									
203	A	La Salle	63 66	63	A	Albany (NY)	52 69									
60	A	Dayton	59 80	20	H	Buffalo	59 76									
293	H	Massachusetts	69 59	78	H	Penn St.	65 62									
163	H	Saint Joseph's	64 70	45	H	Toledo	39 58									

Non-Div I Games:

St. Bonaventure

Average RPI Win: 287
Average RPI Loss: 186

WON-LOST
RECORD

WINNING
PCT. RANK

LAST 10
GAMES

STRENGTH OF
SCHEDULE

OPP. STRENGTH
OF SCHEDULE

TEAM
RPI

ADJ.
RPI

CONF.
RPI

ADJ CONF.
RPI

DIV. I ONLY	7- 11	235	4- 6	322	260	279	279	28	28
DIV. I NON-CONF.	4- 7	226	2- 3	305	243	278	278	28	28

TOTALS	RPI 1-25	RPI 26-50	W-L RECORDS	RPI 51-100	RPI 101-999	RPI 201+			
7- 11	0- 0	0- 1	OVERALL	0- 1	7- 9	6- 5			
5- 1	0- 0	0- 0	HOME	0- 0	5- 1	4- 1			
2- 9	0- 0	0- 1	AWAY	0- 1	2- 7	2- 4			
0- 1	0- 0	0- 0	NEUTRAL	0- 0	0- 1	0- 0			
4- 7	0- 0	0- 1	NON-CONFERENCE	0- 1	4- 5	3- 3			
3- 1	0- 0	0- 0	HOME	0- 0	3- 1	2- 1			
1- 5	0- 0	0- 1	AWAY	0- 1	1- 3	1- 2			
0- 1	0- 0	0- 0	NEUTRAL	0- 0	0- 1	0- 0			
3- 4	0- 0	0- 0	CONFERENCE	0- 0	3- 4	3- 2			
2- 0	0- 0	0- 0	HOME	0- 0	2- 0	2- 0			
1- 4	0- 0	0- 0	AWAY	0- 0	1- 4	1- 2			
0- 0	0- 0	0- 0	NEUTRAL	0- 0	0- 0	0- 0			

RPI 1-25				RPI 26-50				RPI 51-100				RPI 101+ Team's RPI: 279			
RPI	S	Opponent	Score	RPI	S	Opponent	Score	RPI	S	Opponent	Score	RPI	S	Opponent	Score
				38	A	St. John's (NY)	49 73	98	A	Seton Hall	50 84	147	A	Robert Morris	36 59
												148	A	Saint Francis (PA)	75 90
												195	N	Norfolk St.	51 52
												196	H	Army West Point	73 52
												199	A	Fla. Atlantic	60 80
												225	A	Manhattan	54 57
												230	H	Morehead St.	59 73
												239	A	Howard	69 72
												241	H	Loyola Maryland	64 47
												251	A	LIU Brooklyn	59 61
												264	H	Mt. St. Mary's	82 73
												278	A	Bryant	63 73
												316	A	Central Conn. St.	78 70
												319	H	Wagner	80 76
												336	H	Iona	72 63
												337	A	Saint Peter's	64 49
LAST 12 Division I GAMES:															
				278	A	Bryant	63 73	251	A	LIU Brooklyn	59 61				
				316	A	Central Conn. St.	78 70	230	H	Morehead St.	59 73				
				319	H	Wagner	80 76	336	H	Iona	72 63				
				264	H	Mt. St. Mary's	82 73	239	A	Howard	69 72				
				147	A	Robert Morris	36 59	241	H	Loyola Maryland	64 47				
				148	A	Saint Francis (PA)	75 90	98	A	Seton Hall	50 84				

Non-Div I Games:

St. Francis Brooklyn

Average RPI	Win:	110	WON-LOST	WINNING	LAST 10	STRENGTH OF	OPP. STRENGTH	TEAM	ADJ.	CONF.	ADJ CONF.
Average RPI	Loss:	59	RECORD	PCT. RANK	GAMES	SCHEDULE	OF SCHEDULE	RPI	RPI	RPI	RPI
DIV. I ONLY		12- 8		115	0- 1	10	44	38	38	6	6
DIV. I NON-CONF.		7- 4		102	0- 1	4	88	26	26	5	5

TOTALS	RPI 1-25		RPI 26-50		W-L RECORDS	RPI 51-100		RPI 101-999		RPI 201+	
12- 8	0- 3		1- 2		OVERALL	6- 2		5- 1		1- 0	
7- 3	0- 1		1- 0		HOME	2- 1		4- 1		1- 0	
4- 3	0- 1		0- 1		AWAY	3- 1		1- 0		0- 0	
1- 2	0- 1		0- 1		NEUTRAL	1- 0		0- 0		0- 0	
7- 4	0- 2		0- 1		NON-CONFERENCE	4- 1		3- 0		1- 0	
4- 2	0- 1		0- 0		HOME	1- 1		3- 0		1- 0	
2- 0	0- 0		0- 0		AWAY	2- 0		0- 0		0- 0	
1- 2	0- 1		0- 1		NEUTRAL	1- 0		0- 0		0- 0	
5- 4	0- 1		1- 1		CONFERENCE	2- 1		2- 1		0- 0	
3- 1	0- 0		1- 0		HOME	1- 0		1- 1		0- 0	
2- 3	0- 1		0- 1		AWAY	1- 1		1- 0		0- 0	
0- 0	0- 0		0- 0		NEUTRAL	0- 0		0- 0		0- 0	

RPI 1-25				RPI 26-50				RPI 51-100				RPI 101+			
RPI	S	Opponent	Score	RPI	S	Opponent	Score	RPI	S	Opponent	Score	RPI	S	Opponent	Score
19	A	Marquette	72 74	27	H	Villanova	70 64	54	H	Creighton	72 65	112	H	Kansas	65 53
20	H	Buffalo	72 73	28	A	DePaul	67 76	63	A	Albany (NY)	71 66	146	H	William & Mary	92 81
22	N	South Carolina	58 76	29	N	South Fla.	59 68	64	A	Miami (FL)	74 64	152	H	Georgetown	64 41
								75	H	Fordham	64 67	156	A	Xavier	67 63
								79	A	Butler	73 55	178	H	Providence	44 49
								87	H	James Madison	81 64	279	H	St. Francis Brooklyn	73 49
								97	N	Western Mich.	76 48				
								98	A	Seton Hall	57 62				
LAST 12 Division I GAMES:															
29	N	South Fla.	59 68	54	H	Creighton	72 65	178	H	Providence	44 49				
98	A	Seton Hall	57 62	28	A	DePaul	67 76	19	A	Marquette	72 74				
27	H	Villanova	70 64	20	H	Buffalo	72 73	112	H	Kansas	65 53				
152	H	Georgetown	64 41												
79	A	Butler	73 55												
156	A	Xavier	67 63												

Non-Div I Games:

St. John's (NY)

Average RPI Win:	130	WON-LOST	WINNING	LAST 10	STRENGTH OF	OPP. STRENGTH	TEAM	ADJ.	CONF.	ADJ CONF.
Average RPI Loss:	23	RECORD	PCT. RANK	GAMES	SCHEDULE	OF SCHEDULE	RPI	RPI	RPI	RPI
DIV. I ONLY	12- 8	115	6- 4	8	4	26	26	4	4	
DIV. I NON-CONF.	6- 6	170	1- 3	5	13	45	45	3	3	

TOTALS	RPI 1-25	RPI 26-50	W-L RECORDS	RPI 51-100	RPI 101-999	RPI 201+				
12- 8	1- 6	0- 1	OVERALL	5- 0	6- 1	3- 0				
7- 2	1- 1	0- 0	HOME	3- 0	3- 1	2- 0				
3- 4	0- 3	0- 1	AWAY	1- 0	2- 0	1- 0				
2- 2	0- 2	0- 0	NEUTRAL	1- 0	1- 0	0- 0				
6- 6	0- 5	0- 0	NON-CONFERENCE	2- 0	4- 1	2- 0				
3- 2	0- 1	0- 0	HOME	1- 0	2- 1	2- 0				
1- 2	0- 2	0- 0	AWAY	0- 0	1- 0	0- 0				
2- 2	0- 2	0- 0	NEUTRAL	1- 0	1- 0	0- 0				
6- 2	1- 1	0- 1	CONFERENCE	3- 0	2- 0	1- 0				
4- 0	1- 0	0- 0	HOME	2- 0	1- 0	0- 0				
2- 2	0- 1	0- 1	AWAY	1- 0	1- 0	1- 0				
0- 0	0- 0	0- 0	NEUTRAL	0- 0	0- 0	0- 0				

RPI	S	Opponent	Score	RPI	S	Opponent	Score	RPI	S	Opponent	Score	RPI	S	Opponent	Score
1	N	UConn	53 78	32	A	Arizona St.	66 73	52	A	Southern California	59 55	109	H	Western Ill.	64 71
6	A	Ohio St.	64 85					52	H	Southern California	72 65	115	N	Kent St.	79 54
6	N	Ohio St.	82 94					69	H	Washington St.	70 57	134	H	Washington	71 45
8	A	UCLA	53 64					76	N	Belmont	74 53	174	A	San Francisco	86 66
8	H	UCLA	76 65					100	H	UNLV	74 33	228	H	UC Riverside	53 43
9	H	Tennessee	71 83									265	H	CSU Bakersfield	57 34
12	A	Baylor	57 81									285	A	Arizona	61 46

Team's RPI: 26															
LAST 12 Division I GAMES:															
8	A	UCLA	53 64	52	H	Southern California	72 65	8	H	UCLA	76 65	9	H	Tennessee	71 83
52	A	Southern California	59 55	8	H	UCLA	76 65	109	H	Western Ill.	64 71	100	H	UNLV	74 33
134	H	Washington	71 45	9	H	Tennessee	71 83	12	A	Baylor	57 81				
69	H	Washington St.	70 57												
32	A	Arizona St.	66 73												
285	A	Arizona	61 46												

Non-Div I Games:

Stanford

Average RPI Win: 229

Average RPI Loss: 112

WON-LOST
RECORDWINNING
PCT. RANKLAST 10
GAMESSTRENGTH OF
SCHEDULEOPP. STRENGTH
OF SCHEDULETEAM
RPIADJ.
RPICONF.
RPIADJ CONF.
RPIDIV. I ONLY
DIV. I NON-CONF.10- 9
7- 7163
1706- 4
4- 3205
121130
91172
146172
14622
2122
21

TOTALS

RPI 1-25

RPI 26-50

W-L RECORDS

RPI 51-100

RPI 101-999

RPI 201+

10- 9

0- 2

0- 1

OVERALL

1- 1

9- 5

6- 2

6- 1

0- 0

0- 0

HOME

1- 0

5- 1

4- 0

2- 4

0- 2

0- 1

AWAY

0- 0

2- 1

1- 1

2- 4

0- 0

0- 0

NEUTRAL

0- 1

2- 3

1- 1

7- 7

0- 2

0- 0

NON-CONFERENCE

1- 1

6- 4

3- 1

4- 1

0- 0

0- 0

HOME

1- 0

3- 1

2- 0

1- 2

0- 2

0- 0

AWAY

0- 0

1- 0

0- 0

2- 4

0- 0

0- 0

NEUTRAL

0- 1

2- 3

1- 1

3- 2

0- 0

0- 1

CONFERENCE

0- 0

3- 1

3- 1

2- 0

0- 0

0- 0

HOME

0- 0

2- 0

2- 0

1- 2

0- 0

0- 1

AWAY

0- 0

1- 1

1- 1

0- 0

0- 0

0- 0

NEUTRAL

0- 0

0- 0

0- 0

RPI 1-25

RPI 26-50

RPI 51-100

RPI 101+

Team's RPI: 172

RPI	S	Opponent	Score
4	A	Florida St.	39 84
10	A	Texas	59 95

RPI	S	Opponent	Score
43	A	FGCU	40 80

RPI	S	Opponent	Score
57	N	Western Ky.	58 66
96	H	Chattanooga	78 67

RPI	S	Opponent	Score
101	N	Wright St.	59 64
120	H	High Point	64 69
151	A	SIUE	65 61
161	H	Texas St.	61 54
178	N	Providence	45 56
191	N	Florida	85 71
224	H	Richmond	72 67
248	N	UMKC	50 67
250	A	Kennesaw St.	49 66
254	A	Lipscomb	59 55
262	H	Northern Ky.	67 56
303	N	Delaware St.	58 43
306	H	USC Upstate	62 61
340	H	NJIT	73 55

LAST 12 Division I GAMES:

250	A	Kennesaw St.	49 66	248	N	UMKC	50 67
254	A	Lipscomb	59 55	161	H	Texas St.	61 54
340	H	NJIT	73 55	224	H	Richmond	72 67
306	H	USC Upstate	62 61	57	N	Western Ky.	58 66
43	A	FGCU	40 80	4	A	Florida St.	39 84
303	N	Delaware St.	58 43	151	A	SIUE	65 61

Non-Div I Games:

Thomas (GA)

92 41

Webber Int'l

67 30

Stetson

Average RPI Win:	278	WON-LOST	WINNING	LAST 10	STRENGTH OF	OPP. STRENGTH	TEAM	ADJ.	CONF.	ADJ CONF.
Average RPI Loss:	124	RECORD	PCT. RANK	GAMES	SCHEDULE	OF SCHEDULE	RPI	RPI	RPI	RPI
DIV. I ONLY	9- 9	170	5- 5	274	239	221	221	20	20	
DIV. I NON-CONF.	7- 5	132	3- 3	336	257	235	235	24	24	

TOTALS	RPI 1-25	RPI 26-50	W-L RECORDS	RPI 51-100	RPI 101-999	RPI 201+				
9- 9	0- 1	0- 0	OVERALL	0- 3	9- 5	8- 1				
5- 4	0- 0	0- 0	HOME	0- 1	5- 3	5- 0				
4- 5	0- 1	0- 0	AWAY	0- 2	4- 2	3- 1				
0- 0	0- 0	0- 0	NEUTRAL	0- 0	0- 0	0- 0				
7- 5	0- 1	0- 0	NON-CONFERENCE	0- 1	7- 3	7- 1				
4- 1	0- 0	0- 0	HOME	0- 0	4- 1	4- 0				
3- 4	0- 1	0- 0	AWAY	0- 1	3- 2	3- 1				
0- 0	0- 0	0- 0	NEUTRAL	0- 0	0- 0	0- 0				
2- 4	0- 0	0- 0	CONFERENCE	0- 2	2- 2	1- 0				
1- 3	0- 0	0- 0	HOME	0- 1	1- 2	1- 0				
1- 1	0- 0	0- 0	AWAY	0- 1	1- 0	0- 0				
0- 0	0- 0	0- 0	NEUTRAL	0- 0	0- 0	0- 0				

RPI 1-25				RPI 26-50				RPI 51-100				RPI 101+				Team's RPI: 221
RPI	S	Opponent	Score	RPI	S	Opponent	Score	RPI	S	Opponent	Score	RPI	S	Opponent	Score	
24	A	Syracuse	70 81					63	H	Albany (NY)	68 72	126	H	Yale	71 77	
								86	A	Maine	56 64	137	H	Hartford	68 75	
								88	A	Harvard	53 60	141	H	New Hampshire	50 51	
												168	A	Binghamton	67 59	
												188	A	Northwestern	36 68	
												216	A	Hofstra	73 49	
												225	H	Manhattan	74 59	
												266	A	Cornell	40 48	
												290	A	Fairleigh Dickinson	56 51	
												302	H	Vermont	80 57	
												316	H	Central Conn. St.	60 55	
												319	H	Wagner	69 50	
												331	A	Ga. Southern	68 49	
												336	H	Iona	63 46	

LAST 12 Division I GAMES:																
141	H	New Hampshire	50 51	88	A	Harvard	53 60	331	A	Ga. Southern	68 49	316	H	Central Conn. St.	60 55	
168	A	Binghamton	67 59	336	H	Iona	63 46	319	H	Wagner	69 50	331	A	Ga. Southern	68 49	
302	H	Vermont	80 57	126	H	Yale	71 77	336	H	Iona	63 46	331	A	Ga. Southern	68 49	
63	H	Albany (NY)	68 72					188	A	Northwestern	36 68					
137	H	Hartford	68 75													
86	A	Maine	56 64													

Non-Div I Games: Farmingdale St. 76 25

Stony Brook

Average RPI	Win:	164	WON-LOST	WINNING	LAST 10	STRENGTH OF	OPP. STRENGTH	TEAM	ADJ.	CONF.	ADJ CONF.
Average RPI	Loss:	25	RECORD	PCT. RANK	GAMES	SCHEDULE	OF SCHEDULE	RPI	RPI	RPI	RPI
DIV. I ONLY		15- 5		44	5- 5	37	28	24	24	1	1
DIV. I NON-CONF.		12- 1		6	4- 1	167	94	33	33	1	1

TOTALS	RPI 1-25		RPI 26-50		W-L RECORDS	RPI 51-100		RPI 101-999		RPI 201+	
15- 5	1- 3		1- 1		OVERALL	3- 1		10- 0		5- 0	
10- 0	1- 0		1- 0		HOME	1- 0		7- 0		4- 0	
2- 4	0- 2		0- 1		AWAY	2- 1		0- 0		0- 0	
3- 1	0- 1		0- 0		NEUTRAL	0- 0		3- 0		1- 0	
12- 1	0- 1		1- 0		NON-CONFERENCE	2- 0		9- 0		5- 0	
7- 0	0- 0		1- 0		HOME	0- 0		6- 0		4- 0	
2- 0	0- 0		0- 0		AWAY	2- 0		0- 0		0- 0	
3- 1	0- 1		0- 0		NEUTRAL	0- 0		3- 0		1- 0	
3- 4	1- 2		0- 1		CONFERENCE	1- 1		1- 0		0- 0	
3- 0	1- 0		0- 0		HOME	1- 0		1- 0		0- 0	
0- 4	0- 2		0- 1		AWAY	0- 1		0- 0		0- 0	
0- 0	0- 0		0- 0		NEUTRAL	0- 0		0- 0		0- 0	

RPI	S	Opponent	Score	RPI	S	Opponent	Score	RPI	S	Opponent	Score	RPI	S	Opponent	Score
2	A	Notre Dame	72 87	37	A	Virginia	63 68	55	H	Georgia Tech	88 77	131	N	Vanderbilt	84 78
3	N	Mississippi St.	65 76	49	H	Drexel	72 62	64	A	Miami (FL)	67 72	137	H	Hartford	75 63
4	H	Florida St.	76 69					91	A	George Washington	74 62	155	H	Pittsburgh	70 52
18	A	NC State	56 60					100	A	UNLV	69 55	182	N	Wisconsin	77 74
												188	H	Northwestern	81 74
												221	H	Stony Brook	81 70
												270	H	Colgate	79 39
												271	N	Coastal Caro.	69 57
												295	H	Morgan St.	95 68
												314	H	UMES	68 45

LAST 12 Division I GAMES:															
155	H	Pittsburgh	70 52	2	A	Notre Dame	72 87	100	A	UNLV	69 55				
64	A	Miami (FL)	67 72	3	N	Mississippi St.	65 76	271	N	Coastal Caro.	69 57				
18	A	NC State	56 60	49	H	Drexel	72 62	270	H	Colgate	79 39				
4	H	Florida St.	76 69												
55	H	Georgia Tech	88 77												
37	A	Virginia	63 68												

Non-Div I Games:

Syracuse

TCUTCU

TCU

Average RPI	Win:	222	WON-LOST	WINNING	LAST 10	STRENGTH OF	OPP. STRENGTH	TEAM	ADJ.	CONF.	ADJ CONF.
Average RPI	Loss:	49	RECORD	PCT. RANK	GAMES	SCHEDULE	OF SCHEDULE	RPI	RPI	RPI	RPI
DIV. I ONLY		9- 9		170	3- 7	103	41	165	165	8	8
DIV. I NON-CONF.		8- 4		87	4- 2	234	64	165	165	7	7

TOTALS	RPI 1-25		RPI 26-50		W-L RECORDS	RPI 51-100		RPI 101-999		RPI 201+	
9- 9	0- 3		0- 3		OVERALL	1- 1		8- 2		5- 0	
7- 7	0- 3		0- 3		HOME	1- 0		6- 1		3- 0	
2- 2	0- 0		0- 0		AWAY	0- 0		2- 0		2- 0	
0- 0	0- 0		0- 0		NEUTRAL	0- 0		0- 0		0- 0	
8- 4	0- 2		0- 1		NON-CONFERENCE	1- 0		7- 1		4- 0	
6- 4	0- 2		0- 1		HOME	1- 0		5- 1		2- 0	
2- 0	0- 0		0- 0		AWAY	0- 0		2- 0		2- 0	
0- 0	0- 0		0- 0		NEUTRAL	0- 0		0- 0		0- 0	
1- 5	0- 1		0- 2		CONFERENCE	0- 1		1- 1		1- 0	
1- 3	0- 1		0- 2		HOME	0- 0		1- 0		1- 0	
0- 2	0- 0		0- 0		AWAY	0- 1		0- 1		0- 0	
0- 0	0- 0		0- 0		NEUTRAL	0- 0		0- 0		0- 0	

RPI 1-25				RPI 26-50				RPI 51-100				RPI 101+ Team's RPI: 165			
RPI	S	Opponent	Score	RPI	S	Opponent	Score	RPI	S	Opponent	Score	RPI	S	Opponent	Score
1	H	UConn	57 113	27	H	Villanova	65 69	53	A	UCF	46 76	103	H	Ole Miss	48 64
14	H	Rutgers	67 84	29	H	South Fla.	73 89	88	H	Harvard	86 64	143	A	Cincinnati	72 80
22	H	South Carolina	60 87	45	H	Houston	75 99					163	H	Saint Joseph's	69 66
												183	H	Hampton	65 56
												189	H	Marist	83 77
												203	A	La Salle	69 52
												212	H	SMU	55 52
												303	H	Delaware St.	96 72
												319	H	Wagner	70 36
												336	A	Iona	59 54

LAST 12 Division I GAMES:															
1	H	UConn	57 113	22	H	South Carolina	60 87	27	H	Marist	83 77	27	H	Villanova	65 69
45	H	Houston	75 99	189	H	Hampton	65 56	88	H	Harvard	86 64	183	H	Saint Joseph's	69 66
143	A	Cincinnati	72 80	86	A	UCF	46 76								
29	H	South Fla.	73 89												
212	H	SMU	55 52												
53	A	UCF	46 76												

Non-Div I Games:

Temple

Average RPI		Win: 120	WON-LOST RECORD	WINNING PCT. RANK	LAST 10 GAMES	STRENGTH OF SCHEDULE	OPP. STRENGTH OF SCHEDULE	TEAM RPI	ADJ. RPI	CONF. RPI	ADJ CONF. RPI
Loss: 7											
DIV. I ONLY			16- 3	16	7- 3	22	11	9	9	2	2
DIV. I NON-CONF.			12- 1	6	5- 1	33	32	4	4	2	2
TOTALS		RPI 1-25		RPI 26-50		W-L RECORDS	RPI 51-100	RPI 101-999		RPI 201+	
16- 3	3- 3			2- 0		OVERALL	3- 0	8- 0		3- 0	
9- 1	1- 1			0- 0		HOME	2- 0	6- 0		2- 0	
4- 2	1- 2			1- 0		AWAY	0- 0	2- 0		1- 0	
3- 0	1- 0			1- 0		NEUTRAL	1- 0	0- 0		0- 0	
12- 1	2- 1			2- 0		NON-CONFERENCE	3- 0	5- 0		3- 0	
7- 0	1- 0			0- 0		HOME	2- 0	4- 0		2- 0	
2- 1	0- 1			1- 0		AWAY	0- 0	1- 0		1- 0	
3- 0	1- 0			1- 0		NEUTRAL	1- 0	0- 0		0- 0	
4- 2	1- 2			0- 0		CONFERENCE	0- 0	3- 0		0- 0	
2- 1	0- 1			0- 0		HOME	0- 0	2- 0		0- 0	
2- 1	1- 1			0- 0		AWAY	0- 0	1- 0		0- 0	
0- 0	0- 0			0- 0		NEUTRAL	0- 0	0- 0		0- 0	

RPI 1-25				Team's RPI: 9				RPI 26-50				RPI 51-100				RPI 101+			
RPI	S	Opponent	Score	RPI	S	Opponent	Score	RPI	S	Opponent	Score	RPI	S	Opponent	Score				
2	A	Notre Dame	70 84	26	A	Stanford	83 71	87	H	James Madi son	89 60	107	H	Auburn	70 59				
3	H	Mississippi St.	52 71	36	N	Okl ahoma St.	79 69	94	H	Central Ark.	77 34	111	A	Kentucky	63 49				
10	H	Texas	82 75					95	N	South Dakota	69 49	127	H	ETSU	87 49				
15	A	Texas A&M	76 79									131	H	Vanderbi l t	86 73				
19	N	Marquette	101 99									153	H	Wi chi ta St.	68 56				
22	A	South Carolina	86 70									243	H	Troy	131 69				
												317	H	Al abama St.	104 51				
												334	A	Long Beach St.	90 61				
LAST 12 Division I GAMES:																			
3	H	Mississippi St.	52 71	111	A	Kentucky	63 49												
2	A	Notre Dame	70 84	26	A	Stanford	83 71												
22	A	South Carolina	86 70	334	A	Long Beach St.	90 61												
15	A	Texas A&M	76 79	10	H	Texas	82 75												
131	H	Vanderbi l t	86 73	243	H	Troy	131 69												
107	H	Auburn	70 59	317	H	Al abama St.	104 51												

Non-Div I Games:

Tennessee

Average RPI Win:	290	WON-LOST	WINNING	LAST 10	STRENGTH OF	OPP. STRENGTH	TEAM	ADJ.	CONF.	ADJ CONF.
Average RPI Loss:	207	RECORD	PCT. RANK	GAMES	SCHEDULE	OF SCHEDULE	RPI	RPI	RPI	RPI
DIV. I ONLY	2- 14	322	2- 8	307	266	346	346	26	26	
DIV. I NON-CONF.	1- 7	310	1- 2	221	266	334	334	27	27	

TOTALS	RPI 1-25	RPI 26-50	W-L RECORDS	RPI 51-100	RPI 101-999	RPI 201+				
2- 14	0- 1	0- 1	OVERALL	0- 0	2- 12	2- 9				
2- 7	0- 0	0- 1	HOME	0- 0	2- 6	2- 5				
0- 7	0- 1	0- 0	AWAY	0- 0	0- 6	0- 4				
0- 0	0- 0	0- 0	NEUTRAL	0- 0	0- 0	0- 0				
1- 7	0- 1	0- 1	NON-CONFERENCE	0- 0	1- 5	1- 4				
1- 4	0- 0	0- 1	HOME	0- 0	1- 3	1- 3				
0- 3	0- 1	0- 0	AWAY	0- 0	0- 2	0- 1				
0- 0	0- 0	0- 0	NEUTRAL	0- 0	0- 0	0- 0				
1- 7	0- 0	0- 0	CONFERENCE	0- 0	1- 7	1- 5				
1- 3	0- 0	0- 0	HOME	0- 0	1- 3	1- 2				
0- 4	0- 0	0- 0	AWAY	0- 0	0- 4	0- 3				
0- 0	0- 0	0- 0	NEUTRAL	0- 0	0- 0	0- 0				

RPI 1-25				RPI 26-50				RPI 51-100				RPI 101+				Team's RPI: 346
RPI	S	Opponent	Score	RPI	S	Opponent	Score	RPI	S	Opponent	Score	RPI	S	Opponent	Score	
7	A	Louisville	56 95	35	H	Ball St.	65 85					135	H	Jacksonville St.	56 75	
												151	A	SIUE	63 74	
												173	A	Memphis	75 79	
												208	A	Southeast Mo. St.	66 71	
												214	A	Arkansas St.	62 68	
												234	H	Austin Peay	59 75	
												243	H	Troy	66 95	
												246	A	UT Martin	68 80	
												254	H	Lipscomb	71 64	
												283	H	Alabama A&M	75 77	
												300	H	Murray St.	73 85	
												325	H	Tennessee Tech	76 66	
												327	H	Marshall	65 71	
												342	A	Eastern Ill.	59 66	
LAST 12 Division I GAMES:																
300	H	Murray St.	73 85	208	A	Southeast Mo. St.	66 71									
234	H	Austin Peay	59 75	246	A	UT Martin	68 80									
151	A	SIUE	63 74	327	H	Marshall	65 71									
342	A	Eastern Ill.	59 66	254	H	Lipscomb	71 64									
325	H	Tennessee Tech	76 66	7	A	Louisville	56 95									
135	H	Jacksonville St.	56 75	214	A	Arkansas St.	62 68									

Non-Div I Games: Fisk 93 48

Tennessee St.

Average RPI Win:	289	WON-LOST	WINNING	LAST 10	STRENGTH OF	OPP. STRENGTH	TEAM	ADJ.	CONF.	ADJ CONF.
Average RPI Loss:	186	RECORD	PCT. RANK	GAMES	SCHEDULE	OF SCHEDULE	RPI	RPI	RPI	RPI
DIV. I ONLY	2- 15	325	2- 8	182	343	325	325	26	26	
DIV. I NON-CONF.	1- 8	313	1- 2	122	230	295	295	27	27	

TOTALS	RPI 1-25	RPI 26-50	W-L RECORDS	RPI 51-100	RPI 101-999	RPI 201+				
2- 15	0- 1	0- 0	OVERALL	0- 2	2- 12	2- 8				
2- 6	0- 0	0- 0	HOME	0- 1	2- 5	2- 5				
0- 9	0- 1	0- 0	AWAY	0- 1	0- 7	0- 3				
0- 0	0- 0	0- 0	NEUTRAL	0- 0	0- 0	0- 0				
1- 8	0- 1	0- 0	NON-CONFERENCE	0- 1	1- 6	1- 2				
1- 3	0- 0	0- 0	HOME	0- 1	1- 2	1- 2				
0- 5	0- 1	0- 0	AWAY	0- 0	0- 4	0- 0				
0- 0	0- 0	0- 0	NEUTRAL	0- 0	0- 0	0- 0				
1- 7	0- 0	0- 0	CONFERENCE	0- 1	1- 6	1- 6				
1- 3	0- 0	0- 0	HOME	0- 0	1- 3	1- 3				
0- 4	0- 0	0- 0	AWAY	0- 1	0- 3	0- 3				
0- 0	0- 0	0- 0	NEUTRAL	0- 0	0- 0	0- 0				

RPI 1-25				RPI 26-50				RPI 51-100				RPI 101+				Team's RPI: 325
RPI	S	Opponent	Score	RPI	S	Opponent	Score	RPI	S	Opponent	Score	RPI	S	Opponent	Score	
21	A	Georgia	48 56					76	A	Belmont	59 78	101	A	Wright St.	59 82	
								85	H	IUPUI	54 68	111	A	Kentucky	54 82	
												121	A	Middle Tenn.	44 58	
												127	A	ETSU	55 74	
												205	H	Radford	41 60	
												230	A	Morehead St.	51 53	
												230	H	Morehead St.	67 74	
												234	H	Austin Peay	63 59	
												254	H	Lipscomb	57 61	
												288	A	Eastern Ky.	53 55	
												288	H	Eastern Ky.	68 76	
												300	H	Murray St.	63 72	
												344	H	Winthrop	70 41	
												346	A	Tennessee St.	66 76	

LAST 12 Division I GAMES:																
230	A	Morehead St.	51 53	288	H	Eastern Ky.	68 76									
288	A	Eastern Ky.	53 55	230	H	Morehead St.	67 74									
300	H	Murray St.	63 72	254	H	Lipscomb	57 61									
234	H	Austin Peay	63 59	344	H	Winthrop	70 41									
346	A	Tennessee St.	66 76	85	H	IUPUI	54 68									
76	A	Belmont	59 78	111	A	Kentucky	54 82									

Non-Div I Games: Cumberland (TN) 83 52 Tenn. Wesleyan 84 66

Tennessee Tech

Average RPI Win: **134**
 Average RPI Loss: **27**

WON-LOST
RECORD

WINNING
PCT. RANK

LAST 10
GAMES

STRENGTH OF
SCHEDULE

OPP. STRENGTH
OF SCHEDULE

TEAM
RPI

ADJ.
RPI

CONF.
RPI

ADJ CONF.
RPI

DIV. I ONLY	15- 3	20	8- 2	21	29	10	10	5	5
DIV. I NON-CONF.	9- 2	34	3- 2	30	39	16	16	6	6
TOTALS	RPI 1-25	RPI 26-50	W-L RECORDS	RPI 51-100	RPI 101-999	RPI 201+			
15- 3	2- 2	4- 0	OVERALL	1- 1	8- 0	4- 0			
9- 1	1- 1	2- 0	HOME	0- 0	6- 0	3- 0			
4- 2	1- 1	1- 0	AWAY	1- 1	1- 0	1- 0			
2- 0	0- 0	1- 0	NEUTRAL	0- 0	1- 0	0- 0			
9- 2	2- 2	1- 0	NON-CONFERENCE	0- 0	6- 0	3- 0			
6- 1	1- 1	0- 0	HOME	0- 0	5- 0	3- 0			
1- 1	1- 1	0- 0	AWAY	0- 0	0- 0	0- 0			
2- 0	0- 0	1- 0	NEUTRAL	0- 0	1- 0	0- 0			
6- 1	0- 0	3- 0	CONFERENCE	1- 1	2- 0	1- 0			
3- 0	0- 0	2- 0	HOME	0- 0	1- 0	0- 0			
3- 1	0- 0	1- 0	AWAY	1- 1	1- 0	1- 0			
0- 0	0- 0	0- 0	NEUTRAL	0- 0	0- 0	0- 0			

RPI	S	Opponent	Score	RPI	S	Opponent	Score	RPI	S	Opponent	Score	RPI	S	Opponent	Score
1	H	UConn	71 75	33	H	West Virginia	79 58	68	A	Kansas St.	75 64	112	H	Kansas	79 62
4	H	Florida St.	87 72	34	A	Oklahoma	88 78	71	A	TCU	77 79	134	N	Washington	92 68
9	A	Tennessee	75 82	36	H	Oklahoma St.	84 79					172	H	Stetson	95 59
21	A	Georgia	81 53	42	N	LSU	75 66					194	H	Louisiana Tech	88 54
LAST 12 Division I GAMES:															
232	A	Texas Tech	90 39	33	H	West Virginia	79 58	30	A	Oklahoma	88 78	4	H	Florida St.	87 72
1	H	UConn	71 75	34	A	Oklahoma	88 78	71	A	TCU	77 79	318	H	Northwestern St.	68 44
112	H	Kansas	79 62	4	H	Florida St.	87 72	9	A	Tennessee	75 82	21	A	Georgia	81 53
71	A	TCU	77 79	318	H	Northwestern St.	68 44								
68	A	Kansas St.	75 64	9	A	Tennessee	75 82								
36	H	Oklahoma St.	84 79	21	A	Georgia	81 53								

Non-Div I Games:

Texas

Average RPI Win:	122	WON-LOST	WINNING	LAST 10	STRENGTH OF	OPP. STRENGTH	TEAM	ADJ.	CONF.	ADJ CONF.
Average RPI Loss:	17	RECORD	PCT. RANK	GAMES	SCHEDULE	OF SCHEDULE	RPI	RPI	RPI	RPI
DIV. I ONLY	16- 5	42	7- 3	6	42	15	15	2	2	
DIV. I NON-CONF.	11- 3	46	4- 1	10	65	24	24	2	2	

TOTALS	RPI 1-25	RPI 26-50	W-L RECORDS	RPI 51-100	RPI 101-999	RPI 201+				
16- 5	1- 4	2- 1	OVERALL	4- 0	9- 0	4- 0				
11- 3	1- 2	2- 1	HOME	2- 0	6- 0	2- 0				
4- 1	0- 1	0- 0	AWAY	2- 0	2- 0	1- 0				
1- 1	0- 1	0- 0	NEUTRAL	0- 0	1- 0	1- 0				
11- 3	0- 2	1- 1	NON-CONFERENCE	3- 0	7- 0	4- 0				
8- 2	0- 1	1- 1	HOME	2- 0	5- 0	2- 0				
2- 0	0- 0	0- 0	AWAY	1- 0	1- 0	1- 0				
1- 1	0- 1	0- 0	NEUTRAL	0- 0	1- 0	1- 0				
5- 2	1- 2	1- 0	CONFERENCE	1- 0	2- 0	0- 0				
3- 1	1- 1	1- 0	HOME	0- 0	1- 0	0- 0				
2- 1	0- 1	0- 0	AWAY	1- 0	1- 0	0- 0				
0- 0	0- 0	0- 0	NEUTRAL	0- 0	0- 0	0- 0				

RPI	S	Opponent	Score	RPI	S	Opponent	Score	RPI	S	Opponent	Score	RPI	S	Opponent	Score
5	H	Oregon	68 83	33	H	West Virginia	56 70	52	A	Southern California	75 74	107	A	Auburn	82 73
5	N	Oregon	62 84	42	H	LSU	69 59	71	H	TCU	71 58	111	H	Kentucky	74 70
9	H	Tennessee	79 76	45	H	Houston	83 65	74	A	Alabama	73 54	119	H	Louisiana	83 62
21	H	Georgia	84 92					94	H	Central Ark.	72 61	123	H	Rice	82 76
22	A	South Carolina	59 61									125	H	Little Rock	66 49
												212	H	SMU	79 57
												232	A	Texas Tech	90 56
												236	N	Hawaii	103 59
												296	H	Prairie View	98 70

LAST 12 Division I GAMES:															
42	H	LSU	69 59	22	A	South Carolina	59 61	212	H	SMU	79 57	5	N	Oregon	62 84
74	A	Alabama	73 54					236	N	Hawaii	103 59	52	A	Southern California	75 74
21	H	Georgia	84 92					94	H	Central Ark.	72 61				
9	H	Tennessee	79 76												
107	A	Auburn	82 73												
111	H	Kentucky	74 70												

Non-Div I Games:

Texas A&M

Average RPI Win: 301		WON-LOST RECORD	WINNING PCT. RANK	LAST 10 GAMES	STRENGTH OF SCHEDULE	OPP. STRENGTH OF SCHEDULE	TEAM RPI	ADJ. RPI	CONF. RPI	ADJ. CONF. RPI
Average RPI Loss: 160										
DIV. I ONLY		8- 8	170	0- 0	336	310	259	259	32	32
DIV. I NON-CONF.		3- 6	239	0- 0	271	191	242	242	32	32
TOTALS		RPI 1-25	RPI 26-50	W-L RECORDS	RPI 51-100	RPI 101-999	RPI 201+			
8- 8	0- 0		0- 0	OVERALL	0- 0	8- 8	8- 2			
3- 3	0- 0		0- 0	HOME	0- 0	3- 3	3- 2			
3- 5	0- 0		0- 0	AWAY	0- 0	3- 5	3- 0			
2- 0	0- 0		0- 0	NEUTRAL	0- 0	2- 0	2- 0			
3- 6	0- 0		0- 0	NON-CONFERENCE	0- 0	3- 6	3- 0			
0- 1	0- 0		0- 0	HOME	0- 0	0- 1	0- 0			
1- 5	0- 0		0- 0	AWAY	0- 0	1- 5	1- 0			
2- 0	0- 0		0- 0	NEUTRAL	0- 0	2- 0	2- 0			
5- 2	0- 0		0- 0	CONFERENCE	0- 0	5- 2	5- 2			
3- 2	0- 0		0- 0	HOME	0- 0	3- 2	3- 2			
2- 0	0- 0		0- 0	AWAY	0- 0	2- 0	2- 0			
0- 0	0- 0		0- 0	NEUTRAL	0- 0	0- 0	0- 0			

RPI 1-25				RPI 26-50				RPI 51-100				RPI 101+				Team's RPI: 259	
RPI	S	Opponent	Score	RPI	S	Opponent	Score	RPI	S	Opponent	Score	RPI	S	Opponent	Score		
												102	A	Wake Forest	56	73	
												103	A	Ole Miss	58	73	
												112	A	Kansas	37	72	
												128	A	UTEP	55	65	
												161	H	Texas St.	56	70	
												177	A	New Orleans	69	72	
												204	H	Southern U.	57	67	
												245	N	New Mexico St.	66	50	
												252	A	Grambling	73	63	
												274	H	Alcorn	91	57	
												296	H	Prairie View	56	61	
												297	A	Jackson St.	77	74	
												318	N	Northwestern St.	56	43	
												339	A	Sam Houston St.	77	58	
												341	H	Ark. -Pine Bluff	58	52	
												345	H	Mississippi Val.	55	39	
LAST 12 Division I GAMES:																	
				341	H	Ark. -Pine Bluff	58 52	204	H	Southern U.	57 67						
				345	H	Mississippi Val.	55 39	103	A	Ole Miss	58 73						
				252	A	Grambling	73 63	177	A	New Orleans	69 72						
				297	A	Jackson St.	77 74	318	N	Northwestern St.	56 43						
				296	H	Prairie View	56 61	339	A	Sam Houston St.	77 58						
				274	H	Alcorn	91 57	128	A	UTEP	55 65						

Non-Div I Games: Wiley

74 36

Paul Quinn

85 59

Texas Southern

Average RPI Win:	256	WON-LOST	WINNING	LAST 10	STRENGTH OF	OPP. STRENGTH	TEAM	ADJ.	CONF.	ADJ CONF.
Average RPI Loss:	143	RECORD	PCT. RANK	GAMES	SCHEDULE	OF SCHEDULE	RPI	RPI	RPI	RPI
DIV. I ONLY	12- 7	97	5- 5	278	244	161	161	23	23	
DIV. I NON-CONF.	7- 4	102	2- 2	291	254	161	161	23	23	

TOTALS	RPI 1-25	RPI 26-50	W-L RECORDS	RPI 51-100	RPI 101-999	RPI 201+				
12- 7	0- 0	0- 1	OVERALL	1- 1	11- 5	10- 1				
6- 2	0- 0	0- 1	HOME	1- 0	5- 1	4- 0				
6- 4	0- 0	0- 0	AWAY	0- 0	6- 0	6- 0				
0- 1	0- 0	0- 0	NEUTRAL	0- 0	0- 1	0- 0				
7- 4	0- 0	0- 1	NON-CONFERENCE	0- 1	7- 2	6- 0				
3- 1	0- 0	0- 1	HOME	0- 0	3- 0	2- 0				
4- 2	0- 0	0- 0	AWAY	0- 1	4- 1	4- 0				
0- 1	0- 0	0- 0	NEUTRAL	0- 0	0- 1	0- 0				
5- 3	0- 0	0- 0	CONFERENCE	1- 0	4- 3	4- 1				
3- 1	0- 0	0- 0	HOME	1- 0	2- 1	2- 0				
2- 2	0- 0	0- 0	AWAY	0- 0	2- 2	2- 1				
0- 0	0- 0	0- 0	NEUTRAL	0- 0	0- 0	0- 0				

RPI 1-25				RPI 26-50				RPI 51-100				RPI 101+				Team's RPI: 161			
RPI	S	Opponent	Score	RPI	S	Opponent	Score	RPI	S	Opponent	Score	RPI	S	Opponent	Score				
				45	H	Houston	67 72					71	A	TCU	58 82	119	H	Louisiana	58 65
												93	H	South Ala.	78 63	125	A	Little Rock	48 63
																172	A	Stetson	54 61
																185	H	Fresno St.	76 59
																198	N	Bethune-Cookman	56 62
																214	A	Arkansas St.	67 55
																232	A	Texas Tech	87 70
																243	H	Troy	83 75
																259	A	Texas Southern	70 56
																271	A	Coastal Caro.	64 65
																281	A	Appalachian St.	69 54
																282	A	Incarnate Word	74 33
																296	H	Prairie View	84 57
																312	H	UTSA	91 38
																330	H	La.-Monroe	86 52
																339	A	Sam Houston St.	73 41
LAST 12 Division I GAMES:																			
				119	H	Louisiana	58 65					271	A	Coastal Caro.	64 65				
				330	H	La.-Monroe	86 52					281	A	Appalachian St.	69 54				
				125	A	Little Rock	48 63					172	A	Stetson	54 61				
				214	A	Arkansas St.	67 55					198	N	Bethune-Cookman	56 62				
				243	H	Troy	83 75					339	A	Sam Houston St.	73 41				
				93	H	South Ala.	78 63					312	H	UTSA	91 38				

Non-Div I Games:

Texas St.

Average RPI Win:	289	WON-LOST	WINNING	LAST 10	STRENGTH OF	OPP. STRENGTH	TEAM	ADJ.	CONF.	ADJ CONF.
Average RPI Loss:	64	RECORD	PCT. RANK	GAMES	SCHEDULE	OF SCHEDULE	RPI	RPI	RPI	RPI
DIV. I ONLY	7- 12	250	3- 7	129	100	232	232	5	5	
DIV. I NON-CONF.	6- 5	153	3- 1	296	251	271	271	6	6	

TOTALS	RPI 1-25	RPI 26-50	W-L RECORDS	RPI 51-100	RPI 101-999	RPI 201+				
7- 12	0- 3	0- 4	OVERALL	0- 2	7- 3	6- 0				
6- 8	0- 2	0- 3	HOME	0- 0	6- 3	6- 0				
1- 4	0- 1	0- 1	AWAY	0- 2	1- 0	0- 0				
0- 0	0- 0	0- 0	NEUTRAL	0- 0	0- 0	0- 0				
6- 5	0- 1	0- 2	NON-CONFERENCE	0- 1	6- 1	6- 0				
6- 3	0- 1	0- 1	HOME	0- 0	6- 1	6- 0				
0- 2	0- 0	0- 1	AWAY	0- 1	0- 0	0- 0				
0- 0	0- 0	0- 0	NEUTRAL	0- 0	0- 0	0- 0				
1- 7	0- 2	0- 2	CONFERENCE	0- 1	1- 2	0- 0				
0- 5	0- 1	0- 2	HOME	0- 0	0- 2	0- 0				
1- 2	0- 1	0- 0	AWAY	0- 1	1- 0	0- 0				
0- 0	0- 0	0- 0	NEUTRAL	0- 0	0- 0	0- 0				

RPI 1-25				RPI 26-50				RPI 51-100				RPI 101+ Team's RPI: 232			
RPI	S	Opponent	Score	RPI	S	Opponent	Score	RPI	S	Opponent	Score	RPI	S	Opponent	Score
10	H	Texas	39 90	34	H	Oklahoma	52 73	70	A	New Mexico	56 90	112	A	Kansas	68 56
12	A	Baylor	49 97	36	H	Oklahoma St.	57 98	71	A	TCU	72 93	112	H	Kansas	47 60
15	H	Texas A&M	56 90	42	H	LSU	40 48					161	H	Texas St.	70 87
				45	A	Houston	75 79					162	H	Iowa St.	54 66
												282	H	Incarnate Word	80 54
												296	H	Prairie View	89 60
												310	H	UTRGV	80 64
												332	H	Florida A&M	82 63
												341	H	Ark. -Pine Bluff	74 47
												349	H	UMass Lowell	93 65

LAST 12 Division I GAMES:															
10	H	Texas	39 90	12	A	Baylor	49 97	34	H	Oklahoma St.	57 98	282	H	Incarnate Word	80 54
112	A	Kansas	68 56	36	H	Oklahoma St.	57 98	310	H	UTRGV	80 64	296	H	Prairie View	89 60
162	H	Iowa St.	54 66	42	H	LSU	40 48	296	H	Prairie View	89 60	310	H	UTRGV	80 64
34	H	Oklahoma	52 73	45	A	Houston	75 79	70	A	New Mexico	56 90	341	H	Ark. -Pine Bluff	74 47
71	A	TCU	72 93									349	H	UMass Lowell	93 65
112	H	Kansas	47 60												

Non-Div I Games:

Texas Tech

Average RPI Win:	160	WON-LOST	WINNING	LAST 10	STRENGTH OF	OPP. STRENGTH	TEAM	ADJ.	CONF.	ADJ CONF.
Average RPI Loss:	70	RECORD	PCT. RANK	GAMES	SCHEDULE	OF SCHEDULE	RPI	RPI	RPI	RPI
DIV. I ONLY	13- 6	78	1- 1	55	87	45	45	7	7	
DIV. I NON-CONF.	9- 3	61	1- 1	86	117	41	41	8	8	

TOTALS	RPI 1-25	RPI 26-50	W-L RECORDS	RPI 51-100	RPI 101-999	RPI 201+				
13- 6	0- 2	1- 0	OVERALL	3- 3	9- 1	5- 0				
9- 0	0- 0	1- 0	HOME	3- 0	5- 0	1- 0				
3- 5	0- 2	0- 0	AWAY	0- 2	3- 1	3- 0				
1- 1	0- 0	0- 0	NEUTRAL	0- 1	1- 0	1- 0				
9- 3	0- 1	0- 0	NON-CONFERENCE	2- 2	7- 0	4- 0				
5- 0	0- 0	0- 0	HOME	2- 0	3- 0	0- 0				
3- 2	0- 1	0- 0	AWAY	0- 1	3- 0	3- 0				
1- 1	0- 0	0- 0	NEUTRAL	0- 1	1- 0	1- 0				
4- 3	0- 1	1- 0	CONFERENCE	1- 1	2- 1	1- 0				
4- 0	0- 0	1- 0	HOME	1- 0	2- 0	1- 0				
0- 3	0- 1	0- 0	AWAY	0- 1	0- 1	0- 0				
0- 0	0- 0	0- 0	NEUTRAL	0- 0	0- 0	0- 0				

RPI 1-25				RPI 26-50				Team's RPI: 45				RPI 51-100				RPI 101+			
RPI	S	Opponent	Score	RPI	S	Opponent	Score	RPI	S	Opponent	Score	RPI	S	Opponent	Score	RPI	S	Opponent	Score
7	A	Louisville	55 90	35	H	Ball St.	72 66	57	N	Western Ky.	56 70	119	H	Louisiana	79 55				
20	A	Buffalo	69 87					59	A	Duquesne	54 73	132	H	Cleveland St.	65 56				
								60	H	Dayton	68 50	145	H	Northern Ill.	63 60				
								77	A	Ohio	61 78	148	H	Saint Francis (PA)	74 66				
								77	H	Ohio	75 57	197	A	Eastern Mich.	57 70				
								86	H	Maine	65 64	204	N	Southern U.	81 76				
												219	H	Akron	60 54				
												233	A	St. Bonaventure	58 39				
												286	A	Detroit Mercy	81 64				
												336	A	Iona	74 57				

LAST 12 Division I GAMES:																			
119	H	Louisiana	79 55	197	A	Eastern Mich.	57 70	219	H	Akron	60 54	77	A	Ohio	61 78	286	A	Detroit Mercy	81 64
7	A	Louisville	55 90									204	N	Southern U.	81 76	57	N	Western Ky.	56 70
20	A	Buffalo	69 87																
35	H	Ball St.	72 66																
145	H	Northern Ill.	63 60																
77	H	Ohio	75 57																

Non-Div I Games:

Toledo

Average RPI	Win: 258	WON-LOST	WINNING	LAST 10	STRENGTH OF	OPP. STRENGTH	TEAM	ADJ.	CONF.	ADJ CONF.
Average RPI	Loss: 174	RECORD	PCT. RANK	GAMES	SCHEDULE	OF SCHEDULE	RPI	RPI	RPI	RPI
DIV. I ONLY	8- 11	221	4- 6	321	193	273	273	10	10	
DIV. I NON-CONF.	5- 6	187	2- 2	340	265	307	307	13	13	

TOTALS	RPI 1-25	RPI 26-50	W-L RECORDS	RPI 51-100	RPI 101-999	RPI 201+				
8- 11	0- 0	0- 0	OVERALL	0- 4	8- 7	6- 4				
4- 4	0- 0	0- 0	HOME	0- 1	4- 3	3- 2				
3- 6	0- 0	0- 0	AWAY	0- 3	3- 3	2- 1				
1- 1	0- 0	0- 0	NEUTRAL	0- 0	1- 1	1- 1				
5- 6	0- 0	0- 0	NON-CONFERENCE	0- 1	5- 5	4- 3				
3- 2	0- 0	0- 0	HOME	0- 1	3- 1	2- 1				
1- 3	0- 0	0- 0	AWAY	0- 0	1- 3	1- 1				
1- 1	0- 0	0- 0	NEUTRAL	0- 0	1- 1	1- 1				
3- 5	0- 0	0- 0	CONFERENCE	0- 3	3- 2	2- 1				
1- 2	0- 0	0- 0	HOME	0- 0	1- 2	1- 1				
2- 3	0- 0	0- 0	AWAY	0- 3	2- 0	1- 0				
0- 0	0- 0	0- 0	NEUTRAL	0- 0	0- 0	0- 0				

RPI 1-25				RPI 26-50				RPI 51-100				RPI 101+ Team's RPI: 273			
RPI	S	Opponent	Score	RPI	S	Opponent	Score	RPI	S	Opponent	Score	RPI	S	Opponent	Score
								81	A	Elon	61 84	146	A	William & Mary	67 66
								87	A	James Madison	45 69	155	A	Pittsburgh	63 81
								91	H	George Washington	43 66	163	H	Saint Joseph's	90 66
								99	A	Delaware	49 51	184	H	Northeastern	61 70
												195	A	Norfolk St.	76 86
												205	N	Radford	66 69
												241	A	Loyola Maryland	76 67
												253	A	Col. of Charleston	83 58
												253	H	Col. of Charleston	67 80
												270	H	Colgate	61 65
												275	H	UNCW	72 71
												293	A	Massachusetts	49 72
												319	H	Wagner	64 42
												328	H	UMBC	95 64
												341	N	Ark.-Pine Bluff	70 44

LAST 12 Division I GAMES:															
253	A	Col. of Charleston	83 58	253	H	Col. of Charleston	67 80	184	H	Northeastern	61 70	205	N	Radford	66 69
81	A	Elon	61 84	195	A	Norfolk St.	76 86	341	N	Ark.-Pine Bluff	70 44	241	A	Loyola Maryland	76 67
99	A	Delaware	49 51	270	H	Colgate	61 65	275	H	UNCW	72 71	293	A	Massachusetts	49 72
275	H	UNCW	72 71	319	H	Wagner	64 42	328	H	UMBC	95 64	341	N	Ark.-Pine Bluff	70 44
146	A	William & Mary	67 66	341	N	Ark.-Pine Bluff	70 44								
87	A	James Madison	45 69												

Non-Div I Games:

Towson

Average RPI Win:	283	WON-LOST	WINNING	LAST 10	STRENGTH OF	OPP. STRENGTH	TEAM	ADJ.	CONF.	ADJ CONF.
Average RPI Loss:	139	RECORD	PCT. RANK	GAMES	SCHEDULE	OF SCHEDULE	RPI	RPI	RPI	RPI
DIV. I ONLY	6- 10	246	3- 7	264	204	243	243	23	23	
DIV. I NON-CONF.	3- 6	239	0- 4	210	138	201	201	23	23	

TOTALS	RPI 1-25	RPI 26-50	W-L RECORDS	RPI 51-100	RPI 101-999	RPI 201+				
6- 10	0- 1	0- 0	OVERALL	0- 1	6- 8	5- 1				
4- 1	0- 0	0- 0	HOME	0- 0	4- 1	3- 1				
2- 8	0- 1	0- 0	AWAY	0- 1	2- 6	2- 0				
0- 1	0- 0	0- 0	NEUTRAL	0- 0	0- 1	0- 0				
3- 6	0- 1	0- 0	NON-CONFERENCE	0- 0	3- 5	2- 0				
1- 0	0- 0	0- 0	HOME	0- 0	1- 0	0- 0				
2- 5	0- 1	0- 0	AWAY	0- 0	2- 4	2- 0				
0- 1	0- 0	0- 0	NEUTRAL	0- 0	0- 1	0- 0				
3- 4	0- 0	0- 0	CONFERENCE	0- 1	3- 3	3- 1				
3- 1	0- 0	0- 0	HOME	0- 0	3- 1	3- 1				
0- 3	0- 0	0- 0	AWAY	0- 1	0- 2	0- 0				
0- 0	0- 0	0- 0	NEUTRAL	0- 0	0- 0	0- 0				

RPI 1-25				RPI 26-50				RPI 51-100				RPI 101+				Team's RPI: 243
RPI	S	Opponent	Score	RPI	S	Opponent	Score	RPI	S	Opponent	Score	RPI	S	Opponent	Score	
9	A	Tennessee	69 131					93	A	South Ala.	68 79	103	A	Ole Miss	93 96	
												108	A	Tulane	75 106	
												114	H	Jacksonville	89 88	
												121	A	Middle Tenn.	57 73	
												161	A	Texas St.	75 83	
												175	A	UT Arlington	57 76	
												176	A	Samford	73 80	
												176	N	Samford	76 82	
												271	H	Coastal Caro.	92 97	
												281	H	Appalachian St.	81 74	
												308	H	Georgia St.	90 86	
												317	A	Alabama St.	93 63	
												331	H	Ga. Southern	88 47	
												346	A	Tennessee St.	95 66	
LAST 12 Division I GAMES:																
271	H	Coastal Caro.	92 97	331	H	Ga. Southern	88 47									
281	H	Appalachian St.	81 74	176	N	Samford	76 82									
93	A	South Ala.	68 79	108	A	Tulane	75 106									
161	A	Texas St.	75 83	176	A	Samford	73 80									
175	A	UT Arlington	57 76	121	A	Middle Tenn.	57 73									
308	H	Georgia St.	90 86	9	A	Tennessee	69 131									

Non-Div I Games: Montevallo 130 50 Stillman 89 62

Troy

T
u
l
a
n
e

Tulane			Through Games Of Jan. 23, 2018									
Average RPI	Win:	173	WON-LOST RECORD	WINNING PCT. RANK	LAST 10 GAMES	STRENGTH OF SCHEDULE	OPP. STRENGTH OF SCHEDULE	TEAM RPI	ADJ. RPI	CONF. RPI	ADJ CONF. RPI	
Average RPI	Loss:	76										
DIV. I ONLY	10- 9	163	5- 5	89	61	108	108	8	8			
DIV. I NON-CONF.	8- 5	112	4- 2	120	76	99	99	7	7			

TOTALS		RPI 1-25	RPI 26-50	W-L RECORDS		RPI 51-100	RPI 101-999	RPI 201+				
10- 9	0- 1		0- 3	OVERALL		1- 2	9- 3	3- 0				
6- 3	0- 0		0- 2	HOME		0- 0	6- 1	1- 0				
3- 4	0- 0		0- 0	AWAY		1- 0	2- 0	1- 0				
1- 2	0- 0		0- 0	NEUTRAL		0- 1	1- 1	1- 0				
8- 5	0- 1		0- 1	NON-CONFERENCE		1- 1	7- 2	3- 0				
5- 1	0- 0		0- 1	HOME		0- 0	5- 0	1- 0				
2- 2	0- 1		0- 0	AWAY		1- 0	1- 1	1- 0				
1- 2	0- 0		0- 0	NEUTRAL		0- 1	1- 1	1- 0				
2- 4	0- 0		0- 2	CONFERENCE		0- 1	2- 1	0- 0				
1- 2	0- 0		0- 1	HOME		0- 0	1- 1	0- 0				
1- 2	0- 0		0- 1	AWAY		0- 1	1- 0	0- 0				
0- 0	0- 0		0- 0	NEUTRAL		0- 0	0- 0	0- 0				

RPI 1-25				RPI 26-50				RPI 51-100				RPI 101+ Team's RPI: 108			
RPI	S	Opponent	Score	RPI	S	Opponent	Score	RPI	S	Opponent	Score	RPI	S	Opponent	Score
18	A	NC State	55 79	29	A	South Fla.	46 75	53	A	UCF	51 59	121	H	Mi ddle Tenn.	62 44
				42	H	LSU	50 73	60	N	Dayton	65 71	122	A	Southern Mi ss.	58 66
				45	H	Houston	92 98	86	A	Maine	42 34	128	H	UTEP	67 56
												131	H	Vanderbi l t	71 59
												153	H	Wi chi ta St.	56 64
												158	A	Tul sa	72 63
												158	H	Tul sa	70 39
												162	N	Iowa St.	64 67
												177	H	New Orleans	79 56
												229	N	San Diego St.	80 46
												243	H	Troy	106 75
												294	A	McNeese	70 66

LAST 12 Division I GAMES:															
158	H	Tul sa	70 39	128	H	UTEP	67 56	243	H	Troy	106 75				
53	A	UCF	51 59	42	H	LSU	50 73	121	H	Mi ddle Tenn.	62 44				
153	H	Wi chi ta St.	56 64	177	H	New Orleans	79 56	18	A	NC State	55 79				
45	H	Houston	92 98												
158	A	Tul sa	72 63												
29	A	South Fla.	46 75												

Non-Div I Games:

Tulane

Average RPI Win:	209	WON-LOST	WINNING	LAST 10	STRENGTH OF	OPP. STRENGTH	TEAM	ADJ.	CONF.	ADJ CONF.
Average RPI Loss:	122	RECORD	PCT. RANK	GAMES	SCHEDULE	OF SCHEDULE	RPI	RPI	RPI	RPI
DIV. I ONLY	13- 3	28	7- 2	249	185	90	90	18	18	
DIV. I NON-CONF.	9- 2	34	5- 1	304	183	104	104	19	19	

TOTALS	RPI 1-25	RPI 26-50	W-L RECORDS	RPI 51-100	RPI 101-999	RPI 201+				
13- 3	0- 0	0- 0	OVERALL	2- 1	11- 2	7- 0				
7- 1	0- 0	0- 0	HOME	1- 0	6- 1	4- 0				
5- 1	0- 0	0- 0	AWAY	1- 0	4- 1	2- 0				
1- 1	0- 0	0- 0	NEUTRAL	0- 1	1- 0	1- 0				
9- 2	0- 0	0- 0	NON-CONFERENCE	1- 1	8- 1	5- 0				
5- 0	0- 0	0- 0	HOME	0- 0	5- 0	3- 0				
3- 1	0- 0	0- 0	AWAY	1- 0	2- 1	1- 0				
1- 1	0- 0	0- 0	NEUTRAL	0- 1	1- 0	1- 0				
4- 1	0- 0	0- 0	CONFERENCE	1- 0	3- 1	2- 0				
2- 1	0- 0	0- 0	HOME	1- 0	1- 1	1- 0				
2- 0	0- 0	0- 0	AWAY	0- 0	2- 0	1- 0				
0- 0	0- 0	0- 0	NEUTRAL	0- 0	0- 0	0- 0				

RPI	S	Opponent	Score	RPI	S	Opponent	Score	RPI	S	Opponent	Score	RPI	S	Opponent	Score
57	H	Western Ky.	79 61	72	N	Indiana	63 71	93	A	South Ala.	78 66	120	A	High Point	77 61
121	A	Middle Tenn.	59 51	122	H	Southern Miss.	63 80	167	H	Southern Ill.	76 66	173	A	Memphis	62 64
176	H	Samford	77 53	211	N	UC Santa Barbara	67 54	218	H	North Texas	68 52	281	A	Appalachian St.	70 59
283	H	Alabama A&M	85 58	317	H	Alabama St.	61 44	324	A	Old Dominion	74 61	345	H	Mississippi Val.	87 72

LAST 12 Division I GAMES:															
218	H	North Texas	68 52	317	H	Alabama St.	61 44	283	H	Alabama A&M	85 58	173	A	Memphis	62 64
122	H	Southern Miss.	63 80	120	A	High Point	77 61	176	H	Samford	77 53	281	A	Appalachian St.	70 59
57	H	Western Ky.	79 61	93	A	South Ala.	78 66	121	A	Middle Tenn.	59 51	324	A	Old Dominion	74 61

Non-Div I Games: Tuskegee 105 50 Miles 85 42

UAB

UC Davis

UC Davis				Through Games Of Jan. 23, 2018							
Average RPI Win:		182	WON-LOST RECORD	WINNING PCT. RANK	LAST 10 GAMES	STRENGTH OF SCHEDULE	OPP. STRENGTH OF SCHEDULE	TEAM RPI	ADJ. RPI	CONF. RPI	ADJ CONF. RPI
Average RPI Loss:		60									
DIV. I ONLY		15- 3	20	7- 3	169	86	50	50	21	21	
DIV. I NON-CONF.		10- 3	51	4- 3	164	43	51	51	20	20	

TOTALS		RPI 1-25	RPI 26-50	W-L RECORDS		RPI 51-100	RPI 101-999	RPI 201+			
15- 3	0- 0	0- 0	0- 0	OVERALL		2- 3	13- 0	6- 0			
7- 1	0- 0	0- 0	0- 0	HOME		1- 1	6- 0	3- 0			
7- 2	0- 0	0- 0	0- 0	AWAY		1- 2	6- 0	3- 0			
1- 0	0- 0	0- 0	0- 0	NEUTRAL		0- 0	1- 0	0- 0			
10- 3	0- 0	0- 0	0- 0	NON-CONFERENCE		2- 3	8- 0	3- 0			
5- 1	0- 0	0- 0	0- 0	HOME		1- 1	4- 0	1- 0			
4- 2	0- 0	0- 0	0- 0	AWAY		1- 2	3- 0	2- 0			
1- 0	0- 0	0- 0	0- 0	NEUTRAL		0- 0	1- 0	0- 0			
5- 0	0- 0	0- 0	0- 0	CONFERENCE		0- 0	5- 0	3- 0			
2- 0	0- 0	0- 0	0- 0	HOME		0- 0	2- 0	2- 0			
3- 0	0- 0	0- 0	0- 0	AWAY		0- 0	3- 0	1- 0			
0- 0	0- 0	0- 0	0- 0	NEUTRAL		0- 0	0- 0	0- 0			

RPI 1-25				RPI 26-50		Team's RPI: 50		RPI 51-100		RPI 101+	
RPI	S	Opponent	Score	RPI	S	Opponent	Score	RPI	S	Opponent	Score
								51	A	Oregon St.	47 61
								53	H	UCF	55 62
								65	A	Saint Mary's (CA)	74 50
								69	H	Washington St.	91 76
								75	A	Fordham	62 70

UC Davis

Non-Div I Games:

UC Davis

UC Irvine		Average RPI Win: 250	WON-LOST RECORD	WINNING PCT. RANK	LAST 10 GAMES	STRENGTH OF SCHEDULE	OPP. STRENGTH OF SCHEDULE	TEAM RPI	ADJ. RPI	CONF. RPI	ADJ CONF. RPI
Average RPI Loss: 124											
DIV. I ONLY	10- 8	138	6- 3	265	167	190	190	21	21		
DIV. I NON-CONF.	7- 6	165	5- 1	293	177	219	219	20	20		

TOTALS	RPI 1-25	RPI 26-50	W-L RECORDS	RPI 51-100	RPI 101-999	RPI 201+					
10- 8	0- 0	0- 1	OVERALL	0- 2	10- 5	9- 0					
5- 3	0- 0	0- 1	HOME	0- 0	5- 2	4- 0					
5- 3	0- 0	0- 0	AWAY	0- 2	5- 1	5- 0					
0- 2	0- 0	0- 0	NEUTRAL	0- 0	0- 2	0- 0					
7- 6	0- 0	0- 0	NON-CONFERENCE	0- 2	7- 4	6- 0					
3- 2	0- 0	0- 0	HOME	0- 0	3- 2	2- 0					
4- 2	0- 0	0- 0	AWAY	0- 2	4- 0	4- 0					
0- 2	0- 0	0- 0	NEUTRAL	0- 0	0- 2	0- 0					
3- 2	0- 0	0- 1	CONFERENCE	0- 0	3- 1	3- 0					
2- 1	0- 0	0- 1	HOME	0- 0	2- 0	2- 0					
1- 1	0- 0	0- 0	AWAY	0- 0	1- 1	1- 0					
0- 0	0- 0	0- 0	NEUTRAL	0- 0	0- 0	0- 0					

RPI 1-25				RPI 26-50				RPI 51-100				RPI 101+ Team's RPI: 190			
RPI	S	Opponent	Score	RPI	S	Opponent	Score	RPI	S	Opponent	Score	RPI	S	Opponent	Score
				50	H	UC Davis	67 76	70	A	New Mexico	61 83	139	H	Portland St.	72 82
								100	A	UNLV	54 73	140	H	Idaho St.	72 78
												153	N	Wichita St.	53 76
												166	N	Illinois	59 65
												170	A	Cal Poly	76 79
												201	H	Pepperdine	75 74
												209	A	Seattle U	84 79
												211	H	UC Santa Barbara	77 74
												229	A	San Diego St.	67 65
												236	A	Hawaii	74 67
												236	H	Hawaii	70 66
												265	A	CSU Bakersfield	72 59
												291	H	Utah St.	87 84
												305	A	Southern Utah	71 64
												321	H	Portland	63 52

LAST 12 Division I GAMES:															
				236	H	Hawaii	70 66	209	A	Seattle U	84 79				
				170	A	Cal Poly	76 79	139	H	Portland St.	72 82				
				211	H	UC Santa Barbara	77 74	229	A	San Diego St.	67 65				
				236	A	Hawaii	74 67	305	A	Southern Utah	71 64				
				50	H	UC Davis	67 76	201	H	Pepperdine	75 74				
				265	A	CSU Bakersfield	72 59	153	N	Wichita St.	53 76				

Non-Div I Games: Chapman 92 57

UC Irvine

Average RPI Win:	239	WON-LOST	WINNING	LAST 10	STRENGTH OF	OPP. STRENGTH	TEAM	ADJ.	CONF.	ADJ CONF.
Average RPI Loss:	117	RECORD	PCT. RANK	GAMES	SCHEDULE	OF SCHEDULE	RPI	RPI	RPI	RPI
DIV. I ONLY	6- 14	279	3- 7	125	113	228	228	21	21	
DIV. I NON-CONF.	3- 11	289	1- 5	79	38	223	223	20	20	

TOTALS	RPI 1-25	RPI 26-50	W-L RECORDS	RPI 51-100	RPI 101-999	RPI 201+				
6- 14	0- 1	0- 4	OVERALL	1- 2	5- 7	4- 3				
4- 4	0- 0	0- 0	HOME	0- 1	4- 3	4- 0				
1- 8	0- 1	0- 4	AWAY	0- 1	1- 2	0- 1				
1- 2	0- 0	0- 0	NEUTRAL	1- 0	0- 2	0- 2				
3- 11	0- 1	0- 3	NON-CONFERENCE	1- 2	2- 5	1- 2				
1- 3	0- 0	0- 0	HOME	0- 1	1- 2	1- 0				
1- 6	0- 1	0- 3	AWAY	0- 1	1- 1	0- 0				
1- 2	0- 0	0- 0	NEUTRAL	1- 0	0- 2	0- 2				
3- 3	0- 0	0- 1	CONFERENCE	0- 0	3- 2	3- 1				
3- 1	0- 0	0- 0	HOME	0- 0	3- 1	3- 0				
0- 2	0- 0	0- 1	AWAY	0- 0	0- 1	0- 1				
0- 0	0- 0	0- 0	NEUTRAL	0- 0	0- 0	0- 0				

RPI 1-25				RPI 26-50				RPI 51-100				RPI 101+ Team's RPI: 228			
RPI	S	Opponent	Score	RPI	S	Opponent	Score	RPI	S	Opponent	Score	RPI	S	Opponent	Score
8	A	UCLA	48 68	26	A	Stanford	43 53	52	H	Southern California	46 64	128	H	UTEP	62 73
				32	A	Arizona St.	48 73	95	A	South Dakota	66 75	162	A	Iowa St.	66 89
				41	A	Minnesota	75 101	100	N	UNLV	95 88	169	H	Loyola Marymount	59 67
				50	A	UC Davis	63 74					170	H	Cal Poly	82 87
												185	A	Fresno St.	68 56
												212	N	SMU	51 73
												223	A	CSUN	55 60
												236	H	Hawaii	79 57
												265	H	CSU Bakersfield	68 65
												272	N	Sacramento St.	72 99
												313	H	Cal St. Fullerton	63 50
												334	H	Long Beach St.	77 53

LAST 12 Division I GAMES:															
223	A	CSUN	55 60	128	H	UTEP	62 73								
236	H	Hawaii	79 57	41	A	Minnesota	75 101								
313	H	Cal St. Fullerton	63 50	95	A	South Dakota	66 75								
50	A	UC Davis	63 74	162	A	Iowa St.	66 89								
334	H	Long Beach St.	77 53	265	H	CSU Bakersfield	68 65								
170	H	Cal Poly	82 87	32	A	Arizona St.	48 73								

Non-Div I Games:

UC Riverside

Average RPI	Win:	265	WON-LOST	WINNING	LAST 10	STRENGTH OF	OPP. STRENGTH	TEAM	ADJ.	CONF.	ADJ CONF.
Average RPI	Loss:	132	RECORD	PCT. RANK	GAMES	SCHEDULE	OF SCHEDULE	RPI	RPI	RPI	RPI
DIV. I ONLY	7- 11	235	6- 4	151	231	211	211	21	21		
DIV. I NON-CONF.	3- 9	280	2- 4	107	208	233	233	20	20		

TOTALS	RPI 1-25	RPI 26-50	W-L RECORDS	RPI 51-100	RPI 101-999	RPI 201+					
7- 11	0- 1	0- 1	OVERALL	0- 3	7- 6	6- 2					
3- 4	0- 0	0- 1	HOME	0- 0	3- 3	2- 1					
4- 6	0- 1	0- 0	AWAY	0- 2	4- 3	4- 1					
0- 1	0- 0	0- 0	NEUTRAL	0- 1	0- 0	0- 0					
3- 9	0- 1	0- 0	NON-CONFERENCE	0- 3	3- 5	3- 2					
1- 3	0- 0	0- 0	HOME	0- 0	1- 3	1- 1					
2- 5	0- 1	0- 0	AWAY	0- 2	2- 2	2- 1					
0- 1	0- 0	0- 0	NEUTRAL	0- 1	0- 0	0- 0					
4- 2	0- 0	0- 1	CONFERENCE	0- 0	4- 1	3- 0					
2- 1	0- 0	0- 1	HOME	0- 0	2- 0	1- 0					
2- 1	0- 0	0- 0	AWAY	0- 0	2- 1	2- 0					
0- 0	0- 0	0- 0	NEUTRAL	0- 0	0- 0	0- 0					

RPI	S	Opponent	Score	RPI	S	Opponent	Score	RPI	S	Opponent	Score	RPI	S	Opponent	Score	Team's RPI: 211
8	A	UCLA	44 74	50	H	UC Davis	61 68	51	A	Oregon St.	49 74	169	A	Loyola Marymount	61 67	
								65	A	Saint Mary's (CA)	59 89	170	H	Cal Poly	73 68	
								90	N	UAB	54 67	171	H	San Diego	58 71	
												185	H	Fresno St.	57 64	
												190	A	UC Irvine	74 77	
												209	H	Seattle U	71 77	
												223	A	CSUN	74 73	
												229	H	San Diego St.	77 64	
												245	A	New Mexico St.	77 47	
												269	A	Santa Clara	63 68	
												323	A	Northern Ariz.	96 93	
												334	A	Long Beach St.	90 74	
												334	H	Long Beach St.	51 44	
LAST 12 Division I GAMES:																
334	A	Long Beach St.	90 74	245	A	New Mexico St.	77 47	229	H	San Diego St.	77 64	169	A	Loyola Marymount	61 67	
50	H	UC Davis	61 68	51	A	Oregon St.	49 74	8	A	UCLA	44 74	185	H	Fresno St.	57 64	
190	A	UC Irvine	74 77													
223	A	CSUN	74 73													
170	H	Cal Poly	73 68													
334	H	Long Beach St.	51 44													

Non-Div I Games:

UC Santa Barbara

Average RPI Win:	163	WON-LOST	WINNING	LAST 10	STRENGTH OF	OPP. STRENGTH	TEAM	ADJ.	CONF.	ADJ CONF.
Average RPI Loss:	81	RECORD	PCT. RANK	GAMES	SCHEDULE	OF SCHEDULE	RPI	RPI	RPI	RPI
DIV. I ONLY	13- 7	89	7- 3	41	79	53	53	8	8	
DIV. I NON-CONF.	8- 5	112	4- 1	58	143	65	65	7	7	

TOTALS	RPI 1-25	RPI 26-50	W-L RECORDS	RPI 51-100	RPI 101-999	RPI 201+				
13- 7	0- 1	1- 1	OVERALL	2- 3	10- 2	4- 0				
8- 2	0- 0	0- 0	HOME	1- 2	7- 0	2- 0				
5- 5	0- 1	1- 1	AWAY	1- 1	3- 2	2- 0				
0- 0	0- 0	0- 0	NEUTRAL	0- 0	0- 0	0- 0				
8- 5	0- 0	1- 0	NON-CONFERENCE	2- 3	5- 2	2- 0				
4- 2	0- 0	0- 0	HOME	1- 2	3- 0	1- 0				
4- 3	0- 0	1- 0	AWAY	1- 1	2- 2	1- 0				
0- 0	0- 0	0- 0	NEUTRAL	0- 0	0- 0	0- 0				
5- 2	0- 1	0- 1	CONFERENCE	0- 0	5- 0	2- 0				
4- 0	0- 0	0- 0	HOME	0- 0	4- 0	1- 0				
1- 2	0- 1	0- 1	AWAY	0- 0	1- 0	1- 0				
0- 0	0- 0	0- 0	NEUTRAL	0- 0	0- 0	0- 0				

RPI	S	Opponent	Score	RPI	S	Opponent	Score	RPI	S	Opponent	Score	RPI	S	Opponent	Score
1	A	UConn	44 80	29	A	South Fla.	45 62	73	A	Virginia Tech	69 86	108	H	Tulane	59 51
				50	A	UC Davis	62 55	80	H	Mercer	64 73	129	A	Pacific	74 78
								81	H	Elon	57 71	149	H	Davidson	62 54
								85	H	IUPUI	63 59	153	H	Wichita St.	59 53
								96	A	Chattanooga	58 57	159	A	Boston U.	47 32
												165	H	Temple	76 46
												176	A	Samford	51 58
												192	H	UNI	53 43
												212	A	SMU	60 42
												212	H	SMU	58 43
												213	A	Gardner-Webb	65 30
												331	H	Ga. Southern	62 38
LAST 12 Division I GAMES:															
212	H	SMU	58 43	165	H	Temple	76 46	149	H	Davidson	62 54				
108	H	Tulane	59 51	129	A	Pacific	74 78	50	A	UC Davis	62 55				
29	A	South Fla.	45 62	159	A	Boston U.	47 32								
1	A	UConn	44 80	331	H	Ga. Southern	62 38								
153	H	Wichita St.	59 53												
212	A	SMU	60 42												

Non-Div I Games:

UCF

Average RPI Win: 105		WON-LOST	WINNING	LAST 10	STRENGTH OF	OPP. STRENGTH	TEAM	ADJ.	CONF.	ADJ CONF.
Average RPI Loss: 17		RECORD	PCT. RANK	GAMES	SCHEDULE	OF SCHEDULE	RPI	RPI	RPI	RPI
DIV. I ONLY		15- 4	32	8- 2	5	5	8	8	4	4
DIV. I NON-CONF.		9- 2	34	3- 1	20	16	13	13	3	3
<hr/>										
TOTALS		RPI 1-25		RPI 26-50	W-L RECORDS		RPI 51-100	RPI 101-999	RPI 201+	
15- 4		3- 2		1- 2	OVERALL		6- 0	5- 0	4- 0	
8- 2		2- 2		1- 0	HOME		1- 0	4- 0	4- 0	
5- 2		1- 0		0- 2	AWAY		3- 0	1- 0	0- 0	
2- 0		0- 0		0- 0	NEUTRAL		2- 0	0- 0	0- 0	
9- 2		1- 1		0- 1	NON-CONFERENCE		4- 0	4- 0	4- 0	
5- 1		1- 1		0- 0	HOME		0- 0	4- 0	4- 0	
2- 1		0- 0		0- 1	AWAY		2- 0	0- 0	0- 0	
2- 0		0- 0		0- 0	NEUTRAL		2- 0	0- 0	0- 0	
6- 2		2- 1		1- 1	CONFERENCE		2- 0	1- 0	0- 0	
3- 1		1- 1		1- 0	HOME		1- 0	0- 0	0- 0	
3- 1		1- 0		0- 1	AWAY		1- 0	1- 0	0- 0	
0- 0		0- 0		0- 0	NEUTRAL		0- 0	0- 0	0- 0	

RPI	S	Opponent	Score	RPI	S	Opponent	Score	RPI	S	Opponent	Score	RPI	S	Opponent	Score
1	H	UConn	60 78	26	A	Stanford	65 76	51	H	Oregon St.	84 49	136	A	Colorado	93 55
5	H	Oregon	61 70	26	H	Stanford	64 53	54	N	Creighton	72 63	211	H	UC Santa Barbara	74 44
12	H	Bayl or	82 68	36	A	Okl ahoma St.	72 87	62	A	Utah	81 74	228	H	UC Ri versi de	68 48
17	A	Cal i forni a	82 46					68	N	Kansas St.	64 55	258	H	San Jose St.	129 69
17	H	Cal i forni a	60 52					75	A	Fordham	67 30	260	H	Presbyteri an	76 40
								98	A	Seton Hal l	77 68				
LAST 12 Di vi si on I GAMES:															
26	H	Stanford	64 53	17	A	Cal i forni a	82 46								
17	H	Cal i forni a	60 52	26	A	Stanford	65 76								
136	A	Col orado	93 55	75	A	Fordham	67 30								
62	A	Utah	81 74	98	A	Seton Hal l	77 68								
5	H	Oregon	61 70	36	A	Okl ahoma St.	72 87								
51	H	Oregon St.	84 49	211	H	UC Santa Barbara	74 44								

Non-Di v I Games:

UCLA

Average RPI Win:	71	WON-LOST	WINNING	LAST 10	STRENGTH OF	OPP. STRENGTH	TEAM	ADJ.	CONF.	ADJ CONF.
Average RPI Loss:	0	RECORD	PCT. RANK	GAMES	SCHEDULE	OF SCHEDULE	RPI	RPI	RPI	RPI
DIV. I ONLY	18- 0	1	10- 0	3	1	1	1	8	8	
DIV. I NON-CONF.	11- 0	1	5- 0	1	1	1	1	7	7	

TOTALS	RPI 1-25	RPI 26-50	W-L RECORDS	RPI 51-100	RPI 101-999	RPI 201+				
18- 0	5- 0	6- 0	OVERALL	2- 0	5- 0	1- 0				
6- 0	3- 0	0- 0	HOME	1- 0	2- 0	0- 0				
8- 0	2- 0	3- 0	AWAY	0- 0	3- 0	1- 0				
4- 0	0- 0	3- 0	NEUTRAL	1- 0	0- 0	0- 0				
11- 0	5- 0	4- 0	NON-CONFERENCE	1- 0	1- 0	0- 0				
3- 0	3- 0	0- 0	HOME	0- 0	0- 0	0- 0				
4- 0	2- 0	1- 0	AWAY	0- 0	1- 0	0- 0				
4- 0	0- 0	3- 0	NEUTRAL	1- 0	0- 0	0- 0				
7- 0	0- 0	2- 0	CONFERENCE	1- 0	4- 0	1- 0				
3- 0	0- 0	0- 0	HOME	1- 0	2- 0	0- 0				
4- 0	0- 0	2- 0	AWAY	0- 0	2- 0	1- 0				
0- 0	0- 0	0- 0	NEUTRAL	0- 0	0- 0	0- 0				

RPI	S	Opponent	Score	RPI	S	Opponent	Score	RPI	S	Opponent	Score	RPI	S	Opponent	Score
2	H	Notre Dame	80 71	26	N	Stanford	78 53	53	H	UCF	80 44	154	A	Nevada	88 57
8	A	UCLA	78 60	28	A	DePaul	103 69	59	N	Duquesne	104 52	158	H	Tul sa	78 60
10	A	Texas	75 71	29	A	South Fla.	100 49					165	A	Temple	113 57
17	H	Cal i fornia	82 47	34	N	Okl ahoma	88 64					173	H	Memphi s	97 49
25	H	Maryl and	97 72	44	N	Michi gan St.	96 62					242	A	East Carol i na	96 35
				45	A	Houston	95 35								
LAST 12 Division I GAMES:															
				165	A	Temple	113 57	242	A	East Carol i na	96 35				
				158	H	Tul sa	78 60	173	H	Memphi s	97 49				
				10	A	Texas	75 71	59	N	Duquesne	104 52				
				45	A	Houston	95 35	34	N	Okl ahoma	88 64				
				53	H	UCF	80 44	28	A	DePaul	103 69				
				29	A	South Fla.	100 49	2	H	Notre Dame	80 71				

Non-Div I Games:

UConn

UMBC		Average RPI Win: 349	WON-LOST RECORD	WINNING PCT. RANK	LAST 10 GAMES	STRENGTH OF SCHEDULE	OPP. STRENGTH OF SCHEDULE	TEAM RPI	ADJ. RPI	CONF. RPI	ADJ CONF. RPI
Average RPI Loss: 175											
DIV. I ONLY		1- 17	343	1- 9	167	304	328	328	20	20	
DIV. I NON-CONF.		0- 12	337	0- 6	196	295	338	338	24	24	

TOTALS	RPI 1-25		RPI 26-50		W-L RECORDS	RPI 51-100	RPI 101-999		RPI 201+		
1- 17	0- 0		0- 1		OVERALL	0- 4	1- 12		1- 9		
1- 7	0- 0		0- 0		HOME	0- 3	1- 4		1- 4		
0- 8	0- 0		0- 1		AWAY	0- 1	0- 6		0- 3		
0- 2	0- 0		0- 0		NEUTRAL	0- 0	0- 2		0- 2		
0- 12	0- 0		0- 1		NON-CONFERENCE	0- 2	0- 9		0- 8		
0- 4	0- 0		0- 0		HOME	0- 1	0- 3		0- 3		
0- 6	0- 0		0- 1		AWAY	0- 1	0- 4		0- 3		
0- 2	0- 0		0- 0		NEUTRAL	0- 0	0- 2		0- 2		
1- 5	0- 0		0- 0		CONFERENCE	0- 2	1- 3		1- 1		
1- 3	0- 0		0- 0		HOME	0- 2	1- 1		1- 1		
0- 2	0- 0		0- 0		AWAY	0- 0	0- 2		0- 0		
0- 0	0- 0		0- 0		NEUTRAL	0- 0	0- 0		0- 0		

RPI 1-25				RPI 26-50				RPI 51-100				RPI 101+ Team's RPI: 328			
RPI	S	Opponent	Score	RPI	S	Opponent	Score	RPI	S	Opponent	Score	RPI	S	Opponent	Score
				48	A	Princeton	40 77	63	H	Albany (NY)	75 78	104	A	George Mason	38 58
								67	H	American	48 61	137	A	Hartford	54 65
								75	A	Fordham	46 55	141	A	New Hampshire	51 56
								86	H	Maine	50 64	202	H	Denver	48 70
												205	H	Columbia	44 60
												216	A	Hofstra	55 71
												233	N	St. Bonaventure	54 63
												251	H	LIU Brooklyn	52 66
												261	N	North Dakota St.	53 67
												273	A	Towson	64 95
												302	H	Vermont	58 72
												314	A	UMES	43 66
												349	H	UMass Lowell	66 54

LAST 12 Division I GAMES:															
				63	H	Albany (NY)	75 78	48	A	Princeton	40 77				
				137	A	Hartford	54 65	314	A	UMES	43 66				
				349	H	UMass Lowell	66 54	104	A	George Mason	38 58				
				86	H	Maine	50 64	202	H	Denver	48 70				
				302	H	Vermont	58 72	205	H	Columbia	44 60				
				141	A	New Hampshire	51 56	67	H	American	48 61				

Non-Div I Games: Gettysburg 72 45

UMBC

■ Loss,
 ■ Non-Conf,
 ■ S Site,
 ■ H Home
 ■ A Away
 N Neutral

UMES				Through Games Of Jan. 23, 2018							
Average RPI Win:		335	WON-LOST RECORD	WINNING PCT. RANK	LAST 10 GAMES	STRENGTH OF SCHEDULE	OPP. STRENGTH OF SCHEDULE	TEAM RPI	ADJ. RPI	CONF. RPI	ADJ CONF. RPI
Average RPI Loss:		171									
DIV. I ONLY		3- 13	307	3- 7	234	331	314	314	31	31	
DIV. I NON-CONF.		1- 8	313	1- 3	111	155	282	282	31	31	
<hr/>											
TOTALS		RPI 1-25	RPI 26-50		W-L RECORDS		RPI 51-100	RPI 101-999	RPI 201+		
3- 13		0- 2	0- 0		OVERALL		0- 1	3- 10	3- 5		
2- 4		0- 0	0- 0		HOME		0- 0	2- 4	2- 2		
1- 8		0- 2	0- 0		AWAY		0- 1	1- 5	1- 3		
0- 1		0- 0	0- 0		NEUTRAL		0- 0	0- 1	0- 0		
1- 8		0- 2	0- 0		NON-CONFERENCE		0- 1	1- 5	1- 2		
1- 1		0- 0	0- 0		HOME		0- 0	1- 1	1- 1		
0- 6		0- 2	0- 0		AWAY		0- 1	0- 3	0- 1		
0- 1		0- 0	0- 0		NEUTRAL		0- 0	0- 1	0- 0		
2- 5		0- 0	0- 0		CONFERENCE		0- 0	2- 5	2- 3		
1- 3		0- 0	0- 0		HOME		0- 0	1- 3	1- 1		
1- 2		0- 0	0- 0		AWAY		0- 0	1- 2	1- 2		
0- 0		0- 0	0- 0		NEUTRAL		0- 0	0- 0	0- 0		

RPI 1-25				RPI 26-50				RPI 51-100				RPI 101+ Team's RPI: 314			
RPI	S	Opponent	Score	RPI	S	Opponent	Score	RPI	S	Opponent	Score	RPI	S	Opponent	Score
20	A	Buffalo	41 76					73	A	Virginia Tech	52 90	102	A	Wake Forest	50 92
24	A	Syracuse	45 68									104	A	George Mason	68 82
												168	N	Binghamton	51 68
												183	H	Hampton	65 70
												198	H	Bethune-Cookman	48 55
												231	H	N. C. A&T	45 57
												242	A	East Carolina	54 64
												264	H	Mt. St. Mary's	63 66
												295	A	Morgan St.	50 63
												322	A	South Carolina St.	51 54
												328	H	UMBC	66 43
												333	H	N. C. Central	84 73
												343	A	Savannah St.	68 56
<hr/>															
LAST 12 Division I GAMES:															
333	H	N. C. Central	84 73	295	A	Morgan St.	50 63	242	A	East Carolina	54 64	328	H	UMBC	66 43
231	H	N. C. A&T	45 57	242	A	East Carolina	54 64	264	H	Mt. St. Mary's	63 66	102	A	Wake Forest	50 92
322	A	South Carolina St.	51 54	264	H	Mt. St. Mary's	63 66	102	A	Wake Forest	50 92	73	A	Virginia Tech	52 90
343	A	Savannah St.	68 56	198	H	Bethune-Cookman	48 55								
198	H	Bethune-Cookman	48 55	183	H	Hampton	65 70								

Non-Div I Games: Wesley 97 30 Alas. Anchorage 59 **69** Valley Forge 92 38

UMES

Loss, **Non-Conf**, **S Site**, **H Home** **A Away** **N Neutral**

Average RPI Win: 271	WON-LOST RECORD	WINNING PCT. RANK	LAST 10 GAMES	STRENGTH OF SCHEDULE	OPP. STRENGTH OF SCHEDULE	TEAM RPI	ADJ. RPI	CONF. RPI	ADJ CONF. RPI
Average RPI Loss: 247									
DIV. I ONLY	2- 16	330	0- 10	342	342	349	349	20	20
DIV. I NON-CONF.	2- 10	300	1- 5	348	347	348	348	24	24

TOTALS	RPI 1-25	RPI 26-50	W-L RECORDS	RPI 51-100	RPI 101-999	RPI 201+			
2- 16	0- 0	0- 0	OVERALL	0- 1	2- 15	2- 12			
1- 7	0- 0	0- 0	HOME	0- 1	1- 6	1- 4			
1- 9	0- 0	0- 0	AWAY	0- 0	1- 9	1- 8			
0- 0	0- 0	0- 0	NEUTRAL	0- 0	0- 0	0- 0			
2- 10	0- 0	0- 0	NON-CONFERENCE	0- 0	2- 10	2- 10			
1- 4	0- 0	0- 0	HOME	0- 0	1- 4	1- 4			
1- 6	0- 0	0- 0	AWAY	0- 0	1- 6	1- 6			
0- 0	0- 0	0- 0	NEUTRAL	0- 0	0- 0	0- 0			
0- 6	0- 0	0- 0	CONFERENCE	0- 1	0- 5	0- 2			
0- 3	0- 0	0- 0	HOME	0- 1	0- 2	0- 0			
0- 3	0- 0	0- 0	AWAY	0- 0	0- 3	0- 2			
0- 0	0- 0	0- 0	NEUTRAL	0- 0	0- 0	0- 0			

RPI 1-25				RPI 26-50				RPI 51-100				RPI 101+				Team's RPI: 349
RPI	S	Opponent	Score	RPI	S	Opponent	Score	RPI	S	Opponent	Score	RPI	S	Opponent	Score	
								63	H	Albany (NY)	52 61	137	H	Hartford	42 81	
												141	A	New Hampshire	45 66	
												168	H	Binghamton	46 76	
												205	H	Columbia	77 70	
												220	H	Holy Cross	56 84	
												232	A	Texas Tech	65 93	
												266	H	Cornell	53 71	
												270	A	Colgate	64 84	
												276	A	Fairfield	67 78	
												290	A	Fairleigh Dickinson	51 60	
												293	H	Massachusetts	63 73	
												295	H	Morgan St.	59 65	
												302	A	Vermont	55 63	
												320	A	Rhode Island	64 81	
												328	A	UMBC	54 66	
												337	A	Saint Peter's	66 60	
												348	A	Longwood	82 84	
LAST 12 Division I GAMES:																
168	H	Binghamton	46 76	266	H	Cornell	53 71									
63	H	Albany (NY)	52 61	295	H	Morgan St.	59 65									
141	A	New Hampshire	45 66	293	H	Massachusetts	63 73									
328	A	UMBC	54 66	290	A	Fairleigh Dickinson	51 60									
137	H	Hartford	42 81	337	A	Saint Peter's	66 60									
302	A	Vermont	55 63	270	A	Colgate	64 84									

Non-Div I Games: Fisher 102 47

UMass Lowell

Average RPI Win:	276	WON-LOST	WINNING	LAST 10	STRENGTH OF	OPP. STRENGTH	TEAM	ADJ.	CONF.	ADJ CONF.
Average RPI Loss:	161	RECORD	PCT. RANK	GAMES	SCHEDULE	OF SCHEDULE	RPI	RPI	RPI	RPI
DIV. I ONLY	8- 9	196	8- 2	303	263	249	249	29	29	
DIV. I NON-CONF.	2- 8	290	2- 2	301	151	324	324	29	29	

TOTALS	RPI 1-25	RPI 26-50	W-L RECORDS	RPI 51-100	RPI 101-999	RPI 201+				
8- 9	0- 1	0- 0	OVERALL	0- 1	8- 7	7- 2				
3- 5	0- 0	0- 0	HOME	0- 1	3- 4	2- 0				
5- 4	0- 1	0- 0	AWAY	0- 0	5- 3	5- 2				
0- 0	0- 0	0- 0	NEUTRAL	0- 0	0- 0	0- 0				
2- 8	0- 1	0- 0	NON-CONFERENCE	0- 1	2- 6	2- 2				
1- 4	0- 0	0- 0	HOME	0- 1	1- 3	1- 0				
1- 4	0- 1	0- 0	AWAY	0- 0	1- 3	1- 2				
0- 0	0- 0	0- 0	NEUTRAL	0- 0	0- 0	0- 0				
6- 1	0- 0	0- 0	CONFERENCE	0- 0	6- 1	5- 0				
2- 1	0- 0	0- 0	HOME	0- 0	2- 1	1- 0				
4- 0	0- 0	0- 0	AWAY	0- 0	4- 0	4- 0				
0- 0	0- 0	0- 0	NEUTRAL	0- 0	0- 0	0- 0				

RPI 1-25				RPI 26-50				RPI 51-100				RPI 101+				Team's RPI: 249
RPI	S	Opponent	Score	RPI	S	Opponent	Score	RPI	S	Opponent	Score	RPI	S	Opponent	Score	
18	A	NC State	55 87					80	H	Mercer	56 67	120	H	High Point	45 58	
												121	H	Middle Tenn.	57 72	
												144	H	Liberty	48 41	
												149	A	Davidson	50 58	
												164	H	Furman	63 71	
												193	H	Charlotte	47 51	
												205	A	Radford	67 56	
												247	A	Campbell	60 52	
												281	H	Appalachian St.	69 60	
												289	A	Wofford	68 70	
												306	A	USC Upstate	76 70	
												315	A	Western Caro.	52 62	
												329	A	Charleston So.	78 61	
												344	A	Winthrop	70 48	
												348	H	Longwood	82 52	

LAST 12 Division I GAMES:																
329	A	Charleston So.	78 61	247	A	Campbell	60 52	164	H	Furman	63 71	281	H	Appalachian St.	69 60	
344	A	Winthrop	70 48	306	A	USC Upstate	76 70	80	H	Mercer	56 67	348	H	Longwood	82 52	
144	H	Liberty	48 41	289	A	Wofford	68 70									
348	H	Longwood	82 52													
205	A	Radford	67 56													
120	H	High Point	45 58													

Non-Div I Games: Warren Wilson 100 53

UNC Asheville

Average RPI Win: 258
Average RPI Loss: 157

WON-LOST
RECORD

WINNING
PCT. RANK

LAST 10
GAMES

STRENGTH OF
SCHEDULE

OPP. STRENGTH
OF SCHEDULE

TEAM
RPI

ADJ.
RPI

CONF.
RPI

ADJ CONF.
RPI

DIV. I ONLY	5- 12	281	3- 5	119	314	225	225	17	17
DIV. I NON-CONF.	3- 8	268	1- 3	179	337	254	254	16	16
<hr/>									
TOTALS	RPI 1-25	RPI 26-50	W-L RECORDS	RPI 51-100	RPI 101-999	RPI 201+			
5- 12	0- 1	0- 1	OVERALL	0- 2	5- 8	4- 4			
3- 3	0- 0	0- 0	HOME	0- 0	3- 3	2- 2			
2- 9	0- 1	0- 1	AWAY	0- 2	2- 5	2- 2			
0- 0	0- 0	0- 0	NEUTRAL	0- 0	0- 0	0- 0			
3- 8	0- 1	0- 1	NON-CONFERENCE	0- 0	3- 6	3- 4			
1- 3	0- 0	0- 0	HOME	0- 0	1- 3	1- 2			
2- 5	0- 1	0- 1	AWAY	0- 0	2- 3	2- 2			
0- 0	0- 0	0- 0	NEUTRAL	0- 0	0- 0	0- 0			
2- 4	0- 0	0- 0	CONFERENCE	0- 2	2- 2	1- 0			
2- 0	0- 0	0- 0	HOME	0- 0	2- 0	1- 0			
0- 4	0- 0	0- 0	AWAY	0- 2	0- 2	0- 0			
0- 0	0- 0	0- 0	NEUTRAL	0- 0	0- 0	0- 0			

RPI 1-25				RPI 26-50				RPI 51-100				RPI 101+ Team's RPI: 225			
RPI	S	Opponent	Score	RPI	S	Opponent	Score	RPI	S	Opponent	Score	RPI	S	Opponent	Score
16	A	Duke	54 85	37	A	Virginia	50 68	80	A	Mercer	57 80	120	H	High Point	72 81
								96	A	Chattanooga	42 49	127	A	ETSU	52 60
												164	H	Furman	76 74
												176	A	Samford	48 56
												195	A	Norfolk St.	63 64
												205	A	Radford	53 56
												247	H	Campbell	61 72
												260	A	Presbyterian	64 57
												271	A	Coastal Caro.	60 54
												288	A	Eastern Ky.	59 70
												289	H	Wofford	66 51
												300	H	Murray St.	52 63
												304	H	VCU	74 61
LAST 12 Division I GAMES:															
176	A	Samford	48 56	120	H	High Point	72 81	260	A	Presbyterian	64 57				
80	A	Mercer	57 80	195	A	Norfolk St.	63 64	300	H	Murray St.	52 63				
164	H	Furman	76 74	16	A	Duke	54 85	37	A	Virginia	50 68				
289	H	Wofford	66 51	127	A	ETSU	52 60								
96	A	Chattanooga	42 49												

Non-Div I Games: Greensboro 82 34 Tusculum 69 71 Lees-McRae 78 62 Southern Wesleyan 96 35
UNCG

Loss, Non-Conf, S Site, H Home A Away N Neutral

UNCW				WON-LOST RECORD	WINNING PCT. RANK	LAST 10 GAMES	STRENGTH OF SCHEDULE	OPP. STRENGTH OF SCHEDULE	TEAM RPI	ADJ. RPI	CONF. RPI	ADJ CONF. RPI
Average RPI	Win:	295										
Average RPI	Loss:	151										
DIV. I ONLY	5- 12	281	2- 8				181	259	275	275	10	10
DIV. I NON-CONF.	5- 4	146	3- 1				308	318	216	216	13	13

TOTALS	RPI 1-25		RPI 26-50			W-L RECORDS	RPI 51-100		RPI 101-999		RPI 201+	
5- 12	0- 0		0- 1			OVERALL	0- 4		5- 7		5- 3	
4- 5	0- 0		0- 0			HOME	0- 2		4- 3		4- 1	
1- 7	0- 0		0- 1			AWAY	0- 2		1- 4		1- 2	
0- 0	0- 0		0- 0			NEUTRAL	0- 0		0- 0		0- 0	
5- 4	0- 0		0- 0			NON-CONFERENCE	0- 1		5- 3		5- 1	
4- 0	0- 0		0- 0			HOME	0- 0		4- 0		4- 0	
1- 4	0- 0		0- 0			AWAY	0- 1		1- 3		1- 1	
0- 0	0- 0		0- 0			NEUTRAL	0- 0		0- 0		0- 0	
0- 8	0- 0		0- 1			CONFERENCE	0- 3		0- 4		0- 2	
0- 5	0- 0		0- 0			HOME	0- 2		0- 3		0- 1	
0- 3	0- 0		0- 1			AWAY	0- 1		0- 1		0- 1	
0- 0	0- 0		0- 0			NEUTRAL	0- 0		0- 0		0- 0	

RPI 1-25				RPI 26-50				RPI 51-100				RPI 101+ Team's RPI: 275			
RPI	S	Opponent	Score	RPI	S	Opponent	Score	RPI	S	Opponent	Score	RPI	S	Opponent	Score
				49	A	Drexel	42 68	81	A	Elon	67 75	146	H	William & Mary	53 66
								84	A	North Carolina	60 86	155	A	Pittsburgh	55 74
								87	H	James Madison	48 63	164	A	Furman	71 76
								99	H	Delaware	49 82	184	H	Northeastern	47 54
												216	H	Hofstra	61 69
												242	H	East Carolina	66 62
												271	A	Coastal Caro.	41 57
												273	A	Towson	71 72
												289	A	Wofford	65 60
												304	H	VCU	83 67
												308	H	Georgia St.	74 62
												333	H	N.C. Central	89 63

LAST 12 Division I GAMES:															
				87	H	James Madison	48 63	146	H	William & Mary	53 66				
				99	H	Delaware	49 82	81	A	Elon	67 75				
				49	A	Drexel	42 68	308	H	Georgia St.	74 62				
				273	A	Towson	71 72	289	A	Wofford	65 60				
				216	H	Hofstra	61 69	155	A	Pittsburgh	55 74				
				184	H	Northeastern	47 54	333	H	N.C. Central	89 63				

Non-Div I Games: Catawba 74 59 UNC Pembroke 73 64

UNCW

■ Loss,
 ■ Non-Conf, S Site,
 ■ Home
 ■ Away
 N Neutral

Average RPI Win:	212	WON-LOST	WINNING	LAST 10	STRENGTH OF	OPP. STRENGTH	TEAM	ADJ.	CONF.	ADJ CONF.
Average RPI Loss:	103	RECORD	PCT. RANK	GAMES	SCHEDULE	OF SCHEDULE	RPI	RPI	RPI	RPI
DIV. I ONLY	7- 10	226	5- 4	153	91	192	192	24	24	
DIV. I NON-CONF.	3- 7	254	1- 3	40	9	128	128	22	22	

TOTALS	RPI 1-25	RPI 26-50	W-L RECORDS	RPI 51-100	RPI 101-999	RPI 201+				
7- 10	0- 0	0- 2	OVERALL	2- 3	5- 5	4- 1				
5- 2	0- 0	0- 1	HOME	0- 1	5- 0	4- 0				
1- 8	0- 0	0- 1	AWAY	1- 2	0- 5	0- 1				
1- 0	0- 0	0- 0	NEUTRAL	1- 0	0- 0	0- 0				
3- 7	0- 0	0- 2	NON-CONFERENCE	2- 3	1- 2	0- 1				
1- 2	0- 0	0- 1	HOME	0- 1	1- 0	0- 0				
1- 5	0- 0	0- 1	AWAY	1- 2	0- 2	0- 1				
1- 0	0- 0	0- 0	NEUTRAL	1- 0	0- 0	0- 0				
4- 3	0- 0	0- 0	CONFERENCE	0- 0	4- 3	4- 0				
4- 0	0- 0	0- 0	HOME	0- 0	4- 0	4- 0				
0- 3	0- 0	0- 0	AWAY	0- 0	0- 3	0- 0				
0- 0	0- 0	0- 0	NEUTRAL	0- 0	0- 0	0- 0				

RPI	S	Opponent	Score	RPI	S	Opponent	Score	RPI	S	Opponent	Score	RPI	S	Opponent	Score	Team's RPI: 192
30	A	South Dakota St.	47 57	53	A	UCF	43 53	117	A	Missouri St.	52 62					
31	H	Iowa	47 71	54	A	Creighton	78 89	118	A	Drake	64 81					
				66	N	Wyoming	55 40	138	A	North Dakota	72 80					
				68	A	Kansas St.	72 71	162	H	Iowa St.	57 53					
				85	H	IUPUI	48 54	167	A	Southern Ill.	53 60					
								240	A	Omaha	74 78					
								263	H	Valparaiso	77 56					
								284	H	Indiana St.	59 53					
								292	H	Loyola Chicago	70 41					
								347	H	Evansville	65 41					

LAST 12 Division I GAMES:																
118	A	Drake	64 81	292	H	Loyola Chicago	70 41									
284	H	Indiana St.	59 53	68	A	Kansas St.	72 71									
347	H	Evansville	65 41	31	H	Iowa	47 71									
117	A	Missouri St.	52 62	240	A	Omaha	74 78									
167	A	Southern Ill.	53 60	138	A	North Dakota	72 80									
263	H	Valparaiso	77 56	30	A	South Dakota St.	47 57									

Non-Div I Games: Wis.-Parkside 92 62

UNI

Average RPI	Win: 200	WON-LOST	WINNING	LAST 10	STRENGTH OF	OPP. STRENGTH	TEAM	ADJ.	CONF.	ADJ CONF.
Average RPI	Loss: 76	RECORD	PCT. RANK	GAMES	SCHEDULE	OF SCHEDULE	RPI	RPI	RPI	RPI
DIV. I ONLY	10- 7	121	6- 4	65	105	100	100	16	16	
DIV. I NON-CONF.	5- 6	187	1- 5	9	57	100	100	17	17	

TOTALS	RPI 1-25	RPI 26-50	W-L RECORDS	RPI 51-100	RPI 101-999	RPI 201+				
10- 7	0- 3	0- 2	OVERALL	2- 0	8- 2	5- 1				
7- 3	0- 2	0- 1	HOME	0- 0	7- 0	4- 0				
3- 2	0- 0	0- 1	AWAY	2- 0	1- 1	1- 0				
0- 2	0- 1	0- 0	NEUTRAL	0- 0	0- 1	0- 1				
5- 6	0- 3	0- 2	NON-CONFERENCE	1- 0	4- 1	2- 1				
4- 3	0- 2	0- 1	HOME	0- 0	4- 0	2- 0				
1- 1	0- 0	0- 1	AWAY	1- 0	0- 0	0- 0				
0- 2	0- 1	0- 0	NEUTRAL	0- 0	0- 1	0- 1				
5- 1	0- 0	0- 0	CONFERENCE	1- 0	4- 1	3- 0				
3- 0	0- 0	0- 0	HOME	0- 0	3- 0	2- 0				
2- 1	0- 0	0- 0	AWAY	1- 0	1- 1	1- 0				
0- 0	0- 0	0- 0	NEUTRAL	0- 0	0- 0	0- 0				

RPI 1-25				RPI 26-50				RPI 51-100				Team's RPI : 100				RPI 101+			
RPI	S	Opponent	Score	RPI	S	Opponent	Score	RPI	S	Opponent	Score	RPI	S	Opponent	Score	RPI	S	Opponent	Score
3	H	Mississippi St.	63 103	26	A	Stanford	33 74	58	A	Gonzaga	52 50	139	H	Portland St.	88 80				
20	N	Buffalo	53 80	41	H	Minnesota	72 79	70	A	New Mexico	68 66	185	H	Colorado St.	56 52				
24	H	Syracuse	55 69									187	A	Boise St.	60 69				
												190	H	UC Irvine	73 54				
												216	H	Hofstra	68 52				
												228	N	UC Riverside	88 95				
												258	H	San Jose St.	79 60				
												277	H	Grand Canyon	76 47				
												291	A	Utah St.	63 54				
												311	H	Air Force	69 57				
LAST 12 Division I GAMES:																			
185	H	Colorado St.	56 52	24	H	Syracuse	55 69	3	H	Mississippi St.	63 103	26	A	Stanford	33 74				
70	A	New Mexico	68 66					58	A	Gonzaga	52 50	20	N	Buffalo	53 80				
311	H	Air Force	69 57					228	N	UC Riverside	88 95								
291	A	Utah St.	63 54																
258	H	San Jose St.	79 60																
187	A	Boise St.	60 69																

Non-Div I Games:

UNLV

Average RPI Win:	332	WON-LOST	WINNING	LAST 10	STRENGTH OF	OPP. STRENGTH	TEAM	ADJ.	CONF.	ADJ CONF.
Average RPI Loss:	174	RECORD	PCT. RANK	GAMES	SCHEDULE	OF SCHEDULE	RPI	RPI	RPI	RPI
DIV. I ONLY	3- 14	309	3- 6	195	334	306	306	22	22	
DIV. I NON-CONF.	2- 10	300	2- 4	214	339	329	329	21	21	

TOTALS	RPI 1-25	RPI 26-50	W-L RECORDS	RPI 51-100	RPI 101-999	RPI 201+				
3- 14	0- 0	0- 2	OVERALL	0- 1	3- 11	3- 7				
2- 6	0- 0	0- 0	HOME	0- 0	2- 6	2- 4				
1- 8	0- 0	0- 2	AWAY	0- 1	1- 5	1- 3				
0- 0	0- 0	0- 0	NEUTRAL	0- 0	0- 0	0- 0				
2- 10	0- 0	0- 1	NON-CONFERENCE	0- 1	2- 8	2- 6				
2- 4	0- 0	0- 0	HOME	0- 0	2- 4	2- 3				
0- 6	0- 0	0- 1	AWAY	0- 1	0- 4	0- 3				
0- 0	0- 0	0- 0	NEUTRAL	0- 0	0- 0	0- 0				
1- 4	0- 0	0- 1	CONFERENCE	0- 0	1- 3	1- 1				
0- 2	0- 0	0- 0	HOME	0- 0	0- 2	0- 1				
1- 2	0- 0	0- 1	AWAY	0- 0	1- 1	1- 0				
0- 0	0- 0	0- 0	NEUTRAL	0- 0	0- 0	0- 0				

RPI 1-25				RPI 26-50				RPI 51-100				RPI 101+				Team's RPI: 306
RPI	S	Opponent	Score	RPI	S	Opponent	Score	RPI	S	Opponent	Score	RPI	S	Opponent	Score	
				36	A	Oklahoma St.	71 108	73	A	Virginia Tech	56 87	114	H	Jacksonville	45 71	
				43	A	FGCU	60 93					146	A	William & Mary	63 83	
												164	H	Furman	59 80	
												172	A	Stetson	61 62	
												213	A	Gardner-Webb	39 60	
												237	H	North Florida	61 65	
												240	H	Omaha	66 69	
												242	A	East Carolina	53 66	
												247	A	Campbell	49 69	
												249	H	UNC Asheville	70 76	
												260	H	Presbyterian	69 83	
												322	H	South Carolina St.	63 44	
												333	H	N.C. Central	66 61	
												340	A	NJIT	95 57	
LAST 12 Division I GAMES:																
				114	H	Jacksonville	45 71	36	A	Oklahoma St.	71 108					
				237	H	North Florida	61 65	249	H	UNC Asheville	70 76					
				43	A	FGCU	60 93	322	H	South Carolina St.	63 44					
				172	A	Stetson	61 62	146	A	William & Mary	63 83					
				340	A	NJIT	95 57	164	H	Furman	59 80					
				333	H	N.C. Central	66 61	213	A	Gardner-Webb	39 60					

Non-Div I Games: Brevard 109 39 Converse 71 51 Bob Jones 79 45

USC Upstate

Average RPI Win:	232	WON-LOST	WINNING	LAST 10	STRENGTH OF	OPP. STRENGTH	TEAM	ADJ.	CONF.	ADJ CONF.
Average RPI Loss:	113	RECORD	PCT. RANK	GAMES	SCHEDULE	OF SCHEDULE	RPI	RPI	RPI	RPI
DIV. I ONLY	10- 9	163	5- 5	215	135	175	175	23	23	
DIV. I NON-CONF.	6- 5	153	1- 3	192	44	140	140	23	23	

TOTALS	RPI 1-25	RPI 26-50	W-L RECORDS	RPI 51-100	RPI 101-999	RPI 201+				
10- 9	0- 0	0- 1	OVERALL	0- 5	10- 3	6- 2				
8- 2	0- 0	0- 1	HOME	0- 1	8- 0	4- 0				
2- 7	0- 0	0- 0	AWAY	0- 4	2- 3	2- 2				
0- 0	0- 0	0- 0	NEUTRAL	0- 0	0- 0	0- 0				
6- 5	0- 0	0- 1	NON-CONFERENCE	0- 4	6- 0	3- 0				
5- 1	0- 0	0- 1	HOME	0- 0	5- 0	2- 0				
1- 4	0- 0	0- 0	AWAY	0- 4	1- 0	1- 0				
0- 0	0- 0	0- 0	NEUTRAL	0- 0	0- 0	0- 0				
4- 4	0- 0	0- 0	CONFERENCE	0- 1	4- 3	3- 2				
3- 1	0- 0	0- 0	HOME	0- 1	3- 0	2- 0				
1- 3	0- 0	0- 0	AWAY	0- 0	1- 3	1- 2				
0- 0	0- 0	0- 0	NEUTRAL	0- 0	0- 0	0- 0				

RPI 1-25				RPI 26-50				RPI 51-100				RPI 101+				Team's RPI: 175
RPI	S	Opponent	Score	RPI	S	Opponent	Score	RPI	S	Opponent	Score	RPI	S	Opponent	Score	
				45	H	Houston	58 62	55	A	Georgia Tech	52 80	119	H	Louisiana	63 61	
								62	A	Utah	41 71	125	A	Little Rock	57 59	
								68	A	Kansas St.	56 70	174	H	San Francisco	56 54	
								82	A	Arkansas	57 91	180	H	Oral Roberts	70 46	
								93	H	South Ala.	63 76	185	H	Fresno St.	67 54	
												212	H	SMU	58 55	
												214	A	Arkansas St.	80 85	
												243	H	Troy	76 57	
												271	A	Coastal Caro.	76 89	
												281	A	Appalachian St.	64 60	
												282	H	Incarnate Word	61 48	
												312	A	UTSA	69 68	
												330	H	La. -Monroe	70 61	
LAST 12 Division I GAMES:																
330	H	La. -Monroe	70 61	281	A	Appalachian St.	64 60									
119	H	Louisiana	63 61	271	A	Coastal Caro.	76 89									
214	A	Arkansas St.	80 85	174	H	San Francisco	56 54									
125	A	Little Rock	57 59	82	A	Arkansas	57 91									
93	H	South Ala.	63 76	55	A	Georgia Tech	52 80									
243	H	Troy	76 57	68	A	Kansas St.	56 70									

Non-Div I Games:

UT Arlington

Average RPI Win:	304	WON-LOST	WINNING	LAST 10	STRENGTH OF	OPP. STRENGTH	TEAM	ADJ.	CONF.	ADJ CONF.
Average RPI Loss:	140	RECORD	PCT. RANK	GAMES	SCHEDULE	OF SCHEDULE	RPI	RPI	RPI	RPI
DIV. I ONLY	6- 12	261	4- 6	168	291	246	246	26	26	
DIV. I NON-CONF.	2- 8	290	0- 3	100	133	262	262	27	27	

TOTALS	RPI 1-25	RPI 26-50	W-L RECORDS	RPI 51-100	RPI 101-999	RPI 201+				
6- 12	0- 1	0- 1	OVERALL	0- 3	6- 7	6- 4				
4- 3	0- 0	0- 0	HOME	0- 1	4- 2	4- 1				
2- 7	0- 1	0- 1	AWAY	0- 1	2- 4	2- 2				
0- 2	0- 0	0- 0	NEUTRAL	0- 1	0- 1	0- 1				
2- 8	0- 1	0- 1	NON-CONFERENCE	0- 2	2- 4	2- 2				
2- 1	0- 0	0- 0	HOME	0- 0	2- 1	2- 0				
0- 5	0- 1	0- 1	AWAY	0- 1	0- 2	0- 1				
0- 2	0- 0	0- 0	NEUTRAL	0- 1	0- 1	0- 1				
4- 4	0- 0	0- 0	CONFERENCE	0- 1	4- 3	4- 2				
2- 2	0- 0	0- 0	HOME	0- 1	2- 1	2- 1				
2- 2	0- 0	0- 0	AWAY	0- 0	2- 2	2- 1				
0- 0	0- 0	0- 0	NEUTRAL	0- 0	0- 0	0- 0				

RPI 1-25				RPI 26-50				RPI 51-100				RPI 101+				Team's RPI: 246
RPI	S	Opponent	Score	RPI	S	Opponent	Score	RPI	S	Opponent	Score	RPI	S	Opponent	Score	
7	A	Louisville	56 91	47	A	Purdue	58 60	65	N	Saint Mary's (CA)	58 69	151	A	SIUE	70 73	
								76	H	Belmont	63 65	167	A	Southern Ill.	72 84	
								96	A	Chattanooga	82 87	188	H	Northwestern	63 71	
												210	N	Eastern Wash.	58 61	
												214	A	Arkansas St.	73 84	
												230	H	Morehead St.	76 81	
												231	H	N. C. A&T	76 63	
												234	A	Austin Peay	62 69	
												288	H	Eastern Ky.	77 49	
												300	A	Murray St.	97 80	
												315	H	Western Caro.	62 54	
												342	A	Eastern Ill.	72 44	
												346	H	Tennessee St.	80 68	

LAST 12 Division I GAMES:																
151	A	SIUE	70 73	76	H	Belmont	63 65	346	H	Tennessee St.	80 68	210	N	Eastern Wash.	58 61	
342	A	Eastern Ill.	72 44	47	A	Purdue	58 60	65	N	Saint Mary's (CA)	58 69	7	A	Louisville	56 91	
230	H	Morehead St.	76 81	65	N	Saint Mary's (CA)	58 69									
288	H	Eastern Ky.	77 49													
300	A	Murray St.	97 80													
234	A	Austin Peay	62 69													

Non-Div I Games: Rhodes 90 49 Ala.-Huntsville 104 73

UT Martin

Average RPI Win: 237
Average RPI Loss: 160

WON-LOST
RECORD

WINNING
PCT. RANK

LAST 10
GAMES

STRENGTH OF
SCHEDULE

OPP. STRENGTH
OF SCHEDULE

TEAM
RPI

ADJ.
RPI

CONF.
RPI

ADJ CONF.
RPI

DIV. I ONLY	12- 6	81	7- 3	226	251	128	128	18	18
DIV. I NON-CONF.	9- 4	82	4- 3	247	317	125	125	19	19
<hr/>									
TOTALS	RPI 1-25	RPI 26-50	W-L RECORDS	RPI 51-100	RPI 101-999	RPI 201+			
12- 6	0- 0	0- 0	OVERALL	1- 1	11- 5	8- 2			
7- 2	0- 0	0- 0	HOME	1- 1	6- 1	4- 0			
3- 4	0- 0	0- 0	AWAY	0- 0	3- 4	3- 2			
2- 0	0- 0	0- 0	NEUTRAL	0- 0	2- 0	1- 0			
9- 4	0- 0	0- 0	NON-CONFERENCE	1- 1	8- 3	7- 2			
5- 1	0- 0	0- 0	HOME	1- 1	4- 0	4- 0			
2- 3	0- 0	0- 0	AWAY	0- 0	2- 3	2- 2			
2- 0	0- 0	0- 0	NEUTRAL	0- 0	2- 0	1- 0			
3- 2	0- 0	0- 0	CONFERENCE	0- 0	3- 2	1- 0			
2- 1	0- 0	0- 0	HOME	0- 0	2- 1	0- 0			
1- 1	0- 0	0- 0	AWAY	0- 0	1- 1	1- 0			
0- 0	0- 0	0- 0	NEUTRAL	0- 0	0- 0	0- 0			

RPI 1-25				RPI 26-50				RPI 51-100				RPI 101+ Team's RPI: 128			
RPI	S	Opponent	Score	RPI	S	Opponent	Score	RPI	S	Opponent	Score	RPI	S	Opponent	Score
								70	H	New Mexico	35 59	108	A	Tulane	56 67
								82	H	Arkansas	64 61	121	H	Middle Tenn.	45 54
												176	N	Samford	46 33
												193	H	Charlotte	67 58
												199	A	Fla. Atlantic	66 72
												199	H	Fla. Atlantic	75 70
												214	A	Arkansas St.	73 76
												228	A	UC Riverside	73 62
												242	N	East Carolina	93 79
												245	A	New Mexico St.	68 76
												259	H	Texas Southern	65 55
												265	H	CSU Bakersfield	67 56
												267	H	A&M-Corpus Christi	69 49
												280	A	FIU	77 76
												313	A	Cal St. Fullerton	92 91
												335	H	Houston Baptist	69 62
<hr/>															
LAST 12 Division I GAMES:															
				199	H	Fla. Atlantic	75 70	313	A	Cal St. Fullerton	92 91				
				121	H	Middle Tenn.	45 54	108	A	Tulane	56 67				
				193	H	Charlotte	67 58	176	N	Samford	46 33				
				199	A	Fla. Atlantic	66 72	242	N	East Carolina	93 79				
				280	A	FIU	77 76	245	A	New Mexico St.	68 76				
				228	A	UC Riverside	73 62	214	A	Arkansas St.	73 76				

Non-Div I Games:

UTEP

Loss, Non-Conf, S Site, H Home A Away N Neutral

Average RPI Win: 294
Average RPI Loss: 207

WON-LOST
RECORD

WINNING
PCT. RANK

LAST 10
GAMES

STRENGTH OF
SCHEDULE

OPP. STRENGTH
OF SCHEDULE

TEAM
RPI

ADJ.
RPI

CONF.
RPI

ADJ CONF.
RPI

DIV. I ONLY	7- 10	226	2- 8	337	327	310	310	30	30
DIV. I NON-CONF.	7- 5	132	4- 3	327	308	240	240	30	30
<hr/>									
TOTALS	RPI 1-25	RPI 26-50	W-L RECORDS	RPI 51-100	RPI 101-999	RPI 201+			
7- 10	0- 0	0- 1	OVERALL	0- 1	7- 8	7- 7			
6- 4	0- 0	0- 0	HOME	0- 1	6- 3	6- 3			
1- 6	0- 0	0- 1	AWAY	0- 0	1- 5	1- 4			
0- 0	0- 0	0- 0	NEUTRAL	0- 0	0- 0	0- 0			
7- 5	0- 0	0- 1	NON-CONFERENCE	0- 1	7- 3	7- 2			
6- 1	0- 0	0- 0	HOME	0- 1	6- 0	6- 0			
1- 4	0- 0	0- 1	AWAY	0- 0	1- 3	1- 2			
0- 0	0- 0	0- 0	NEUTRAL	0- 0	0- 0	0- 0			
0- 5	0- 0	0- 0	CONFERENCE	0- 0	0- 5	0- 5			
0- 3	0- 0	0- 0	HOME	0- 0	0- 3	0- 3			
0- 2	0- 0	0- 0	AWAY	0- 0	0- 2	0- 2			
0- 0	0- 0	0- 0	NEUTRAL	0- 0	0- 0	0- 0			

RPI 1-25				RPI 26-50				RPI 51-100				RPI 101+ Team's RPI: 310			
RPI	S	Opponent	Score	RPI	S	Opponent	Score	RPI	S	Opponent	Score	RPI	S	Opponent	Score
				36	A	Oklahoma St.	38 80					52	H	Southern California	64 71
												182	A	Wisconsin	54 82
												209	A	Seattle U	56 64
												232	A	Texas Tech	64 80
												248	H	UMKC	52 54
												261	A	North Dakota St.	82 79
												265	H	CSU Bakersfield	64 67
												267	A	A&M-Corpus Christi	41 71
												267	H	A&M-Corpus Christi	56 53
												277	H	Grand Canyon	59 65
												293	H	Massachusetts	67 59
												296	H	Prairie View	78 62
												299	H	Canisius	63 46
												301	A	Utah Valley	60 69
												312	H	UTSA	70 58
												332	H	Florida A&M	51 38
LAST 12 Division I GAMES:															
				209	A	Seattle U	56 64					299	H	Canisius	63 46
				301	A	Utah Valley	60 69					232	A	Texas Tech	64 80
				277	H	Grand Canyon	59 65					182	A	Wisconsin	54 82
				265	H	CSU Bakersfield	64 67					261	A	North Dakota St.	82 79
				248	H	UMKC	52 54					312	H	UTSA	70 58
				52	H	Southern California	64 71					293	H	Massachusetts	67 59

Non-Div I Games: Texas Lutheran 78 43 Concordia (TX) 67 49 Trinity (TX) 62 57

UTRGV

Loss, Non-Conf, S Site, H Home A Away N Neutral

U
T
S
A

U
T
S
A

UTSA

Page 319

Average RPI Win:	167	WON-LOST	WINNING	LAST 10	STRENGTH OF	OPP. STRENGTH	TEAM	ADJ.	CONF.	ADJ CONF.
Average RPI Loss:	56	RECORD	PCT. RANK	GAMES	SCHEDULE	OF SCHEDULE	RPI	RPI	RPI	RPI
DIV. I ONLY	14- 5	55	7- 3	101	57	62	62	4	4	
DIV. I NON-CONF.	9- 2	34	3- 1	113	140	37	37	3	3	

TOTALS	RPI 1-25	RPI 26-50	W-L RECORDS	RPI 51-100	RPI 101-999	RPI 201+				
14- 5	0- 1	2- 1	OVERALL	2- 2	10- 1	4- 0				
8- 3	0- 1	1- 1	HOME	1- 1	6- 0	2- 0				
6- 2	0- 0	1- 0	AWAY	1- 1	4- 1	2- 0				
0- 0	0- 0	0- 0	NEUTRAL	0- 0	0- 0	0- 0				
9- 2	0- 0	1- 0	NON-CONFERENCE	1- 1	7- 1	2- 0				
7- 0	0- 0	1- 0	HOME	1- 0	5- 0	1- 0				
2- 2	0- 0	0- 0	AWAY	0- 1	2- 1	1- 0				
0- 0	0- 0	0- 0	NEUTRAL	0- 0	0- 0	0- 0				
5- 3	0- 1	1- 1	CONFERENCE	1- 1	3- 0	2- 0				
1- 3	0- 1	0- 1	HOME	0- 1	1- 0	1- 0				
4- 0	0- 0	1- 0	AWAY	1- 0	2- 0	1- 0				
0- 0	0- 0	0- 0	NEUTRAL	0- 0	0- 0	0- 0				

RPI	S	Opponent	Score	RPI	S	Opponent	Score	RPI	S	Opponent	Score	RPI	S	Opponent	Score
8	H	UCLA	74 81	32	A	Arizona St.	58 56	52	H	Southern California	47 58	116	A	BYU	68 77
				32	H	Arizona St.	81 83	65	H	Saint Mary's (CA)	74 63	134	A	Washington	74 65
				47	H	Purdue	81 68	69	A	Washington St.	81 79	142	A	Weber St.	85 58
								74	A	Alabama	60 65	154	H	Nevada	87 61
												175	H	UT Arlington	71 41
												180	H	Oral Roberts	71 50
												201	H	Pepperdine	89 65
												282	H	Incarnate Word	90 31
												285	A	Arizona	80 56
												285	H	Arizona	89 55
												291	A	Utah St.	79 44

LAST 12 Division I GAMES:															
285	A	Arizona	80 56	32	H	Arizona St.	81 83	285	H	Arizona	89 55	180	H	Oral Roberts	71 50
32	A	Arizona St.	58 56	285	H	Arizona	89 55	291	A	Utah St.	79 44	116	A	BYU	68 77
52	H	Southern California	47 58	180	H	Oral Roberts	71 50	201	H	Pepperdine	89 65				
8	H	UCLA	74 81	291	A	Utah St.	79 44								
69	A	Washington St.	81 79	116	A	BYU	68 77								
134	A	Washington	74 65	201	H	Pepperdine	89 65								

Non-Div I Games:

Utah

Average RPI Win: 166

Average RPI Loss: 183

WON-LOST
RECORDWINNING
PCT. RANKLAST 10
GAMESSTRENGTH OF
SCHEDULEOPP. STRENGTH
OF SCHEDULETEAM
RPIADJ.
RPICONF.
RPIADJ CONF.
RPIDIV. I ONLY
DIV. I NON-CONF.3- 15
1- 9314
3182- 8
1- 3156
203232
315291
310291
31016
1716
17

TOTALS

RPI 1-25

RPI 26-50

W-L RECORDS

RPI 51-100

RPI 101-999

RPI 201+

3- 15

0- 0

0- 0

OVERALL

0- 4

3- 11

1- 6

2- 5

0- 0

0- 0

HOME

0- 2

2- 3

1- 2

1- 8

0- 0

0- 0

AWAY

0- 1

1- 7

0- 3

0- 2

0- 0

0- 0

NEUTRAL

0- 1

0- 1

0- 1

1- 9

0- 0

0- 0

NON-CONFERENCE

0- 2

1- 7

0- 5

0- 3

0- 0

0- 0

HOME

0- 1

0- 2

0- 2

1- 4

0- 0

0- 0

AWAY

0- 0

1- 4

0- 2

0- 2

0- 0

0- 0

NEUTRAL

0- 1

0- 1

0- 1

2- 6

0- 0

0- 0

CONFERENCE

0- 2

2- 4

1- 1

2- 2

0- 0

0- 0

HOME

0- 1

2- 1

1- 0

0- 4

0- 0

0- 0

AWAY

0- 1

0- 3

0- 1

0- 0

0- 0

0- 0

NEUTRAL

0- 0

0- 0

0- 0

RPI 1-25

RPI 26-50

RPI 51-100

RPI 101+

Team's RPI: 291

RPI S Opponent Score

RPI S Opponent Score

RPI S Opponent Score

RPI S Opponent Score

51 N Oregon St. 55 94

62 H Utah 44 79

66 A Wyoming 44 61

100 H UNLV 54 63

116 A BYU 76 69

140 A Idaho St. 44 64

154 H Nevada 79 57

185 A Fresno St. 56 57

185 A Colorado St. 45 56

187 H Boise St. 42 64

190 A UC Irvine 84 87

202 H Denver 72 74

222 N Montana St. 52 64

229 H San Diego St. 62 58

258 A San Jose St. 66 79

285 H Arizona 49 65

301 A Utah Valley 43 61

305 A Southern Utah 67 70

LAST 12 Division I GAMES:

66 A Wyoming 44 61

187 H Boise St. 42 64

154 H Nevada 79 57

185 A Colorado St. 45 56

100 H UNLV 54 63

185 A Fresno St. 56 57

229 H San Diego St. 62 58

258 A San Jose St. 66 79

62 H Utah 44 79

202 H Denver 72 74

301 A Utah Valley 43 61

116 A BYU 76 69

Non-Div I Games:

Dixie St.

92 72

Utah St.

Average RPI Win: 282

Average RPI Loss: 201

WON-LOST
RECORDWINNING
PCT. RANKLAST 10
GAMESSTRENGTH OF
SCHEDULEOPP. STRENGTH
OF SCHEDULETEAM
RPIADJ.
RPICONF.
RPIADJ CONF.
RPI

DIV. I ONLY	7- 11	235	4- 5	341	298	301	301	30	30
DIV. I NON-CONF.	4- 9	249	3- 3	323	279	328	328	30	30
<hr/>									
TOTALS	RPI 1-25	RPI 26-50	W-L RECORDS	RPI 51-100	RPI 101-999	RPI 201+			
7- 11	0- 0	0- 0	OVERALL	0- 1	7- 10	6- 6			
5- 3	0- 0	0- 0	HOME	0- 0	5- 3	4- 2			
2- 8	0- 0	0- 0	AWAY	0- 0	2- 1	2- 1			
0- 0	0- 0	0- 0	NEUTRAL	0- 0	0- 0	0- 0			
4- 9	0- 0	0- 0	NON-CONFERENCE	0- 1	4- 8	3- 4			
4- 2	0- 0	0- 0	HOME	0- 0	4- 2	3- 1			
0- 7	0- 0	0- 0	AWAY	0- 1	0- 6	0- 3			
0- 0	0- 0	0- 0	NEUTRAL	0- 0	0- 0	0- 0			
3- 2	0- 0	0- 0	CONFERENCE	0- 0	3- 2	3- 2			
1- 1	0- 0	0- 0	HOME	0- 0	1- 1	1- 1			
2- 1	0- 0	0- 0	AWAY	0- 0	2- 1	2- 1			
0- 0	0- 0	0- 0	NEUTRAL	0- 0	0- 0	0- 0			

RPI 1-25				RPI 26-50				RPI 51-100				RPI 101+				Team's RPI: 301
RPI	S	Opponent	Score	RPI	S	Opponent	Score	RPI	S	Opponent	Score	RPI	S	Opponent	Score	
								51	A	Oregon St.	41 98	116	A	BYU	54 75	
												140	H	Idaho St.	58 70	
												142	A	Weber St.	57 75	
												170	H	Cal Poly	89 70	
												201	A	Pepperdine	44 71	
												202	A	Denver	53 72	
												210	A	Eastern Wash.	41 61	
												245	H	New Mexico St.	72 82	
												248	A	UMKC	66 59	
												265	A	CSU Bakersfield	58 63	
												291	H	Utah St.	61 43	
												305	H	Southern Utah	69 61	
												310	H	UTRGV	69 60	
												311	H	Air Force	59 56	
												313	H	Cal St. Fullerton	36 73	
												321	A	Portland	64 71	
												338	A	Chicago St.	68 30	
<hr/>																
LAST 12 Division I GAMES:																
245	H	New Mexico St.	72 82	313	H	Cal St. Fullerton	36 73									
310	H	UTRGV	69 60	170	H	Cal Poly	89 70									
338	A	Chicago St.	68 30	140	H	Idaho St.	58 70									
248	A	UMKC	66 59	291	H	Utah St.	61 43									
265	A	CSU Bakersfield	58 63	311	H	Air Force	59 56									
202	A	Denver	53 72	201	A	Pepperdine	44 71									

Non-Div I Games: Dixie St. 72 63 Antelope Valley 78 54

Utah Valley

Average RPI Win:	321	WON-LOST	WINNING	LAST 10	STRENGTH OF	OPP. STRENGTH	TEAM	ADJ.	CONF.	ADJ CONF.
Average RPI Loss:	163	RECORD	PCT. RANK	GAMES	SCHEDULE	OF SCHEDULE	RPI	RPI	RPI	RPI
DIV. I ONLY	4- 14	300	3- 7	255	264	304	304	13	13	
DIV. I NON-CONF.	3- 9	280	3- 3	288	314	325	325	11	11	

TOTALS	RPI 1-25	RPI 26-50	W-L RECORDS	RPI 51-100	RPI 101-999	RPI 201+				
4- 14	0- 0	0- 1	OVERALL	0- 4	4- 9	4- 5				
2- 5	0- 0	0- 0	HOME	0- 3	2- 2	2- 0				
1- 7	0- 0	0- 0	AWAY	0- 0	1- 0	1- 0				
1- 2	0- 0	0- 0	NEUTRAL	0- 1	1- 1	1- 0				
3- 9	0- 0	0- 1	NON-CONFERENCE	0- 1	3- 7	3- 4				
2- 2	0- 0	0- 0	HOME	0- 0	2- 2	2- 0				
0- 5	0- 0	0- 1	AWAY	0- 0	0- 4	0- 4				
1- 2	0- 0	0- 0	NEUTRAL	0- 1	1- 1	1- 0				
1- 5	0- 0	0- 0	CONFERENCE	0- 3	1- 2	1- 1				
0- 3	0- 0	0- 0	HOME	0- 3	0- 0	0- 0				
1- 2	0- 0	0- 0	AWAY	0- 0	1- 2	1- 1				
0- 0	0- 0	0- 0	NEUTRAL	0- 0	0- 0	0- 0				

RPI 1-25				RPI 26-50				RPI 51-100				RPI 101+				Team's RPI: 304	
RPI	S	Opponent	Score	RPI	S	Opponent	Score	RPI	S	Opponent	Score	RPI	S	Opponent	Score		
				41	A	Minnesota	63 108	59	H	Duquesne	51 70	113	N	Penn	52 82		
								75	H	Fordham	54 64	152	H	Georgetown	59 71		
								80	N	Mercer	54 70	163	A	Saint Joseph's	41 79		
								91	H	George Washington	39 61	195	H	Norfolk St.	52 66		
												205	A	Radford	62 79		
												225	A	UNCG	61 74		
												275	A	UNCW	67 83		
												293	A	Massachusetts	75 79		
												307	H	Coppin St.	62 47		
												308	A	Georgia St.	56 61		
												320	A	Rhode Island	61 49		
												324	H	Old Dominion	68 39		
												334	N	Long Beach St.	69 59		

Team's RPI: 304																	
LAST 12 Division I GAMES:																	
				293	A	Massachusetts	75 79	334	N	Long Beach St.	69 59						
				75	H	Fordham	54 64	113	N	Penn	52 82						
				320	A	Rhode Island	61 49	152	H	Georgetown	59 71						
				59	H	Duquesne	51 70	307	H	Coppin St.	62 47						
				91	H	George Washington	39 61	205	A	Radford	62 79						
				163	A	Saint Joseph's	41 79	324	H	Old Dominion	68 39						

Non-Div I Games:

VCU

Average RPI Win:	309	WON-LOST	WINNING	LAST 10	STRENGTH OF	OPP. STRENGTH	TEAM	ADJ.	CONF.	ADJ CONF.
Average RPI Loss:	140	RECORD	PCT. RANK	GAMES	SCHEDULE	OF SCHEDULE	RPI	RPI	RPI	RPI
DIV. I ONLY	7- 9	215	4- 5	330	218	263	263	24	24	
DIV. I NON-CONF.	5- 4	146	3- 1	342	245	245	245	22	22	

TOTALS	RPI 1-25	RPI 26-50	W-L RECORDS	RPI 51-100	RPI 101-999	RPI 201+				
7- 9	0- 0	0- 1	OVERALL	0- 0	7- 8	7- 1				
5- 1	0- 0	0- 0	HOME	0- 0	5- 1	5- 1				
2- 8	0- 0	0- 0	AWAY	0- 0	2- 0	2- 0				
0- 0	0- 0	0- 0	NEUTRAL	0- 0	0- 0	0- 0				
5- 4	0- 0	0- 1	NON-CONFERENCE	0- 0	5- 3	5- 0				
3- 0	0- 0	0- 0	HOME	0- 0	3- 0	3- 0				
2- 4	0- 0	0- 1	AWAY	0- 0	2- 3	2- 0				
0- 0	0- 0	0- 0	NEUTRAL	0- 0	0- 0	0- 0				
2- 5	0- 0	0- 0	CONFERENCE	0- 0	2- 5	2- 1				
2- 1	0- 0	0- 0	HOME	0- 0	2- 1	2- 1				
0- 4	0- 0	0- 0	AWAY	0- 0	0- 4	0- 0				
0- 0	0- 0	0- 0	NEUTRAL	0- 0	0- 0	0- 0				

RPI 1-25				RPI 26-50				RPI 51-100				RPI 101+ Team's RPI: 263			
RPI	S	Opponent	Score	RPI	S	Opponent	Score	RPI	S	Opponent	Score	RPI	S	Opponent	Score
				47	A	Purdue	49 95					117	A	Missouri St.	60 83
												118	A	Drake	50 86
												124	A	Miami (OH)	68 77
												130	A	Bowling Green	77 90
												144	A	Liberty	40 61
												167	A	Southern Ill.	63 74
												192	A	UNI	56 77
												217	H	Bradley	69 88
												256	H	Illinois St.	56 50
												277	H	Grand Canyon	80 75
												292	H	Loyola Chicago	76 60
												309	H	Fort Wayne	68 50
												338	H	Chicago St.	71 60
												342	A	Eastern Ill.	76 67
												348	A	Longwood	81 68

LAST 12 Division I GAMES:															
				167	A	Southern Ill.	63 74	118	A	Drake	50 86				
				117	A	Missouri St.	60 83	309	H	Fort Wayne	68 50				
				292	H	Loyola Chicago	76 60	342	A	Eastern Ill.	76 67				
				217	H	Bradley	69 88	338	H	Chicago St.	71 60				
				256	H	Illinois St.	56 50	47	A	Purdue	49 95				
				192	A	UNI	56 77	348	A	Longwood	81 68				

Non-Div I Games: Ind.-Northwest 99 59 Ind.-Kokomo 81 47

Valparaiso

Average RPI	Win: 146	WON-LOST	WINNING	LAST 10	STRENGTH OF	OPP. STRENGTH	TEAM	ADJ.	CONF.	ADJ CONF.
Average RPI	Loss: 60	RECORD	PCT. RANK	GAMES	SCHEDULE	OF SCHEDULE	RPI	RPI	RPI	RPI
DIV. I ONLY	5- 16	297	2- 8	9	18	131	131	2	2	
DIV. I NON-CONF.	4- 10	267	1- 4	36	18	155	155	2	2	

TOTALS	RPI 1-25	RPI 26-50	W-L RECORDS	RPI 51-100	RPI 101-999	RPI 201+				
5- 16	0- 7	0- 3	OVERALL	1- 2	4- 4	1- 0				
3- 8	0- 4	0- 1	HOME	0- 1	3- 2	1- 0				
2- 6	0- 2	0- 2	AWAY	1- 1	1- 1	0- 0				
0- 2	0- 1	0- 0	NEUTRAL	0- 0	0- 1	0- 0				
4- 10	0- 3	0- 2	NON-CONFERENCE	1- 1	3- 4	1- 0				
2- 5	0- 1	0- 1	HOME	0- 1	2- 2	1- 0				
2- 3	0- 1	0- 1	AWAY	1- 0	1- 1	0- 0				
0- 2	0- 1	0- 0	NEUTRAL	0- 0	0- 1	0- 0				
1- 6	0- 4	0- 1	CONFERENCE	0- 1	1- 0	0- 0				
1- 3	0- 3	0- 0	HOME	0- 0	1- 0	0- 0				
0- 3	0- 1	0- 1	AWAY	0- 1	0- 0	0- 0				
0- 0	0- 0	0- 0	NEUTRAL	0- 0	0- 0	0- 0				

RPI 1-25				RPI 26-50				RPI 51-100				RPI 101+ Team's RPI: 131			
RPI	S	Opponent	Score	RPI	S	Opponent	Score	RPI	S	Opponent	Score	RPI	S	Opponent	Score
7	A	Louisville	57 79	35	H	Bail St.	79 88	74	A	Alabama	75 77	108	A	Tulane	59 71
9	A	Tennessee	73 86	39	A	Central Mich.	75 92	76	H	Belmont	74 111	110	A	Saint Louis	74 69
11	H	Missouri	70 81	42	A	LSU	65 85	91	A	George Washington	69 59	111	H	Kentucky	70 55
18	H	NC State	72 83									121	H	Middle Tenn.	54 65
21	H	Georgia	52 81									162	H	Iowa St.	77 74
22	H	South Carolina	82 95									173	H	Memphis	60 71
24	N	Syracuse	78 84									182	N	Wisconsin	71 73
												254	H	Lipscomb	92 82

LAST 12 Division I GAMES:															
74	A	Alabama	75 77	42	A	LSU	65 85	254	H	Lipscomb	92 82	76	H	Belmont	74 111
22	H	South Carolina	82 95	111	H	Kentucky	70 55	18	H	NC State	72 83	173	H	Memphis	60 71
11	H	Missouri	70 81	9	A	Tennessee	73 86	7	A	Louisville	57 79				
21	H	Georgia	52 81												

Non-Div I Games:

Vanderbilt

Average RPI Win:	274	WON-LOST	WINNING	LAST 10	STRENGTH OF	OPP. STRENGTH	TEAM	ADJ.	CONF.	ADJ CONF.
Average RPI Loss:	161	RECORD	PCT. RANK	GAMES	SCHEDULE	OF SCHEDULE	RPI	RPI	RPI	RPI
DIV. I ONLY	5- 13	287	4- 6	283	187	302	302	20	20	
DIV. I NON-CONF.	2- 10	300	1- 5	269	139	335	335	24	24	

TOTALS	RPI 1-25	RPI 26-50	W-L RECORDS	RPI 51-100	RPI 101-999	RPI 201+				
5- 13	0- 0	0- 0	OVERALL	0- 4	5- 9	4- 5				
4- 6	0- 0	0- 0	HOME	0- 2	4- 4	3- 1				
1- 7	0- 0	0- 0	AWAY	0- 0	1- 0	1- 0				
0- 0	0- 0	0- 0	NEUTRAL	0- 0	0- 0	0- 0				
2- 10	0- 0	0- 0	NON-CONFERENCE	0- 3	2- 7	2- 4				
2- 5	0- 0	0- 0	HOME	0- 2	2- 3	2- 1				
0- 5	0- 0	0- 0	AWAY	0- 1	0- 4	0- 3				
0- 0	0- 0	0- 0	NEUTRAL	0- 0	0- 0	0- 0				
3- 3	0- 0	0- 0	CONFERENCE	0- 1	3- 2	2- 1				
2- 1	0- 0	0- 0	HOME	0- 0	2- 1	1- 0				
1- 2	0- 0	0- 0	AWAY	0- 1	1- 1	1- 1				
0- 0	0- 0	0- 0	NEUTRAL	0- 0	0- 0	0- 0				

RPI	S	Opponent	Score	RPI	S	Opponent	Score	RPI	S	Opponent	Score	RPI	S	Opponent	Score
RPI 1-25				RPI 26-50				RPI 51-100				RPI 101+			
64	A	Miami (FL)	49 73	105	A	Dartmouth	56 66	64	A	Miami (FL)	49 73	105	A	Dartmouth	56 66
67	H	American	62 64	137	H	Hartford	53 47	67	H	American	62 64	137	H	Hartford	53 47
86	A	Maine	55 64	141	H	New Hampshire	49 52	86	A	Maine	55 64	141	H	New Hampshire	49 52
87	H	James Madison	56 68	159	H	Boston U.	41 57	87	H	James Madison	56 68	159	H	Boston U.	41 57
				184	H	Northeastern	66 71					184	H	Northeastern	66 71
				205	H	Columbia	66 73					205	H	Columbia	66 73
				220	A	Holy Cross	53 64					220	A	Holy Cross	53 64
				221	A	Stony Brook	57 80					221	A	Stony Brook	57 80
				239	H	Howard	88 65					239	H	Howard	88 65
				268	A	Rider	49 64					268	A	Rider	49 64
				280	A	FIU	70 80					280	A	FIU	70 80
				316	H	Central Conn. St.	62 48					316	H	Central Conn. St.	62 48
				328	A	UMBC	72 58					328	A	UMBC	72 58
				349	H	UMass Lowell	63 55					349	H	UMass Lowell	63 55

LAST 12 Division I GAMES:															
137	H	Hartford	53 47	280	A	FIU	70 80	137	H	Hartford	53 47	280	A	FIU	70 80
141	H	New Hampshire	49 52	316	H	Central Conn. St.	62 48	141	H	New Hampshire	49 52	316	H	Central Conn. St.	62 48
86	A	Maine	55 64	184	H	Northeastern	66 71	86	A	Maine	55 64	184	H	Northeastern	66 71
221	A	Stony Brook	57 80	220	A	Holy Cross	53 64	221	A	Stony Brook	57 80	220	A	Holy Cross	53 64
328	A	UMBC	72 58	159	H	Boston U.	41 57	328	A	UMBC	72 58	159	H	Boston U.	41 57
349	H	UMass Lowell	63 55	268	A	Rider	49 64	349	H	UMass Lowell	63 55	268	A	Rider	49 64

Non-Div I Games: Norwich 75 31

Vermont

Average RPI Win:	129	WON-LOST	WINNING	LAST 10	STRENGTH OF	OPP. STRENGTH	TEAM	ADJ.	CONF.	ADJ CONF.
Average RPI Loss:	61	RECORD	PCT. RANK	GAMES	SCHEDULE	OF SCHEDULE	RPI	RPI	RPI	RPI
DIV. I ONLY	15- 5	44	5- 5	31	52	27	27	6	6	
DIV. I NON-CONF.	10- 1	16	2- 1	18	134	9	9	5	5	

TOTALS	RPI 1-25	RPI 26-50	W-L RECORDS	RPI 51-100	RPI 101-999	RPI 201+				
15- 5	1- 1	2- 1	OVERALL	3- 2	9- 1	2- 0				
4- 3	1- 1	1- 0	HOME	0- 1	2- 1	0- 0				
8- 2	0- 0	1- 1	AWAY	1- 1	6- 0	2- 0				
3- 0	0- 0	0- 0	NEUTRAL	2- 0	1- 0	0- 0				
10- 1	1- 0	1- 0	NON-CONFERENCE	2- 0	6- 1	2- 0				
2- 1	1- 0	0- 0	HOME	0- 0	1- 1	0- 0				
5- 0	0- 0	1- 0	AWAY	0- 0	4- 0	2- 0				
3- 0	0- 0	0- 0	NEUTRAL	2- 0	1- 0	0- 0				
5- 4	0- 1	1- 1	CONFERENCE	1- 2	3- 0	0- 0				
2- 2	0- 1	1- 0	HOME	0- 1	1- 0	0- 0				
3- 2	0- 0	0- 1	AWAY	1- 1	2- 0	0- 0				
0- 0	0- 0	0- 0	NEUTRAL	0- 0	0- 0	0- 0				

RPI 1-25				RPI 26-50				Team's RPI: 27				RPI 51-100				RPI 101+			
RPI	S	Opponent	Score	RPI	S	Opponent	Score	RPI	S	Opponent	Score	RPI	S	Opponent	Score	RPI	S	Opponent	Score
16	H	Duke	64 55	28	H	DePaul	84 58	54	A	Creighton	54 69	113	H	Penn	77 79				
19	H	Marquette	57 67	38	A	St. John's (NY)	64 70	67	N	American	65 60	137	A	Hartford	71 53				
				48	A	Princeton	62 59	79	H	Butler	53 76	152	A	Georgetown	60 58				
								87	N	James Madison	60 57	156	H	Xavier	75 57				
								98	A	Seton Hall	67 59	157	N	Lehigh	62 42				
												163	H	Saint Joseph's	79 44				
												165	A	Temple	69 65				
												178	A	Providence	63 55				
												203	A	La Salle	76 49				
												276	A	Fairfield	73 44				
LAST 12 Division I GAMES:																			
				19	H	Marquette	57 67					156	H	Xavier	75 57				
				28	H	DePaul	84 58					79	H	Butler	53 76				
				113	H	Penn	77 79					178	A	Providence	63 55				
				38	A	St. John's (NY)	64 70					54	A	Creighton	54 69				
				98	A	Seton Hall	67 59					203	A	La Salle	76 49				
				152	A	Georgetown	60 58					165	A	Temple	69 65				

Non-Div I Games:

Villanova

Average RPI Win:	134	WON-LOST	WINNING	LAST 10	STRENGTH OF	OPP. STRENGTH	TEAM	ADJ.	CONF.	ADJ CONF.
Average RPI Loss:	28	RECORD	PCT. RANK	GAMES	SCHEDULE	OF SCHEDULE	RPI	RPI	RPI	RPI
DIV. I ONLY	13- 7	89	9- 1	20	10	37	37	1	1	
DIV. I NON-CONF.	7- 6	165	4- 1	22	11	77	77	1	1	

TOTALS	RPI 1-25	RPI 26-50	W-L RECORDS	RPI 51-100	RPI 101-999	RPI 201+				
13- 7	2- 5	0- 0	OVERALL	4- 2	7- 0	3- 0				
9- 3	1- 2	0- 0	HOME	2- 1	6- 0	3- 0				
2- 4	1- 3	0- 0	AWAY	0- 1	1- 0	0- 0				
2- 0	0- 0	0- 0	NEUTRAL	2- 0	0- 0	0- 0				
7- 6	0- 4	0- 0	NON-CONFERENCE	3- 2	4- 0	3- 0				
5- 3	0- 2	0- 0	HOME	1- 1	4- 0	3- 0				
0- 3	0- 2	0- 0	AWAY	0- 1	0- 0	0- 0				
2- 0	0- 0	0- 0	NEUTRAL	2- 0	0- 0	0- 0				
6- 1	2- 1	0- 0	CONFERENCE	1- 0	3- 0	0- 0				
4- 0	1- 0	0- 0	HOME	1- 0	2- 0	0- 0				
2- 1	1- 1	0- 0	AWAY	0- 0	1- 0	0- 0				
0- 0	0- 0	0- 0	NEUTRAL	0- 0	0- 0	0- 0				

RPI 1-25				RPI 26-50				RPI 51-100				RPI 101+			
RPI	S	Opponent	Score	RPI	S	Opponent	Score	RPI	S	Opponent	Score	RPI	S	Opponent	Score
3	A	Mississippi St.	53 68					59	H	Duquesne	63 74	106	H	Clemson	70 41
14	A	Rutgers	43 52					60	A	Dayton	46 61	155	H	Pittsburgh	62 50
16	A	Duke	48 55					72	N	Indiana	82 72	179	A	Boston College	68 57
18	A	NC State	73 63					73	H	Virginia Tech	61 52	183	H	Hampton	66 62
21	H	Georgia	61 64					77	N	Ohio	77 59	225	H	Manhattan	69 47
24	H	Syracuse	68 63					88	H	Harvard	50 48	225	H	UNCG	68 50
25	H	Maryland	59 60									316	H	Central Conn. St.	103 59

Team's RPI: 37															
LAST 12 Division I GAMES:															
73	H	Virginia Tech	61 52	155	H	Pittsburgh	62 50								
16	A	Duke	48 55	225	H	Manhattan	69 47								
179	A	Boston College	68 57	72	N	Indiana	82 72								
106	H	Clemson	70 41	77	N	Ohio	77 59								
18	A	NC State	73 63	14	A	Rutgers	43 52								
24	H	Syracuse	68 63	225	H	UNCG	68 50								

Non-Div I Games:

Virginia

Average RPI Win:	181	WON-LOST	WINNING	LAST 10	STRENGTH OF	OPP. STRENGTH	TEAM	ADJ.	CONF.	ADJ CONF.
Average RPI Loss:	28	RECORD	PCT. RANK	GAMES	SCHEDULE	OF SCHEDULE	RPI	RPI	RPI	RPI
DIV. I ONLY	13- 7	89	5- 5	48	38	73	73	1	1	
DIV. I NON-CONF.	11- 2	23	5- 0	160	123	49	49	1	1	

TOTALS	RPI 1-25	RPI 26-50	W-L RECORDS	RPI 51-100	RPI 101-999	RPI 201+				
13- 7	0- 4	1- 2	OVERALL	2- 1	10- 0	5- 0				
9- 2	0- 2	0- 0	HOME	1- 0	8- 0	4- 0				
3- 3	0- 2	0- 1	AWAY	1- 0	2- 0	1- 0				
1- 2	0- 0	1- 1	NEUTRAL	0- 1	0- 0	0- 0				
11- 2	0- 0	1- 1	NON-CONFERENCE	2- 1	8- 0	5- 0				
7- 0	0- 0	0- 0	HOME	1- 0	6- 0	4- 0				
3- 0	0- 0	0- 0	AWAY	1- 0	2- 0	1- 0				
1- 2	0- 0	1- 1	NEUTRAL	0- 1	0- 0	0- 0				
2- 5	0- 4	0- 1	CONFERENCE	0- 0	2- 0	0- 0				
2- 2	0- 2	0- 0	HOME	0- 0	2- 0	0- 0				
0- 3	0- 2	0- 1	AWAY	0- 0	0- 0	0- 0				
0- 0	0- 0	0- 0	NEUTRAL	0- 0	0- 0	0- 0				

RPI 1-25				RPI 26-50				RPI 51-100 Team's RPI: 73				RPI 101+			
RPI	S	Opponent	Score	RPI	S	Opponent	Score	RPI	S	Opponent	Score	RPI	S	Opponent	Score
4	A	Florida St.	62 107	33	N	West Virginia	61 79	53	H	UCF	86 69	107	H	Auburn	72 63
7	A	Louisville	56 67	37	A	Virginia	52 61	79	N	Butler	77 79	120	H	High Point	86 63
16	H	Duke	75 86	49	N	Drexel	79 67	96	A	Chattanooga	64 44	155	H	Pittsburgh	89 66
18	H	NC State	51 68									166	A	Illinois	96 49
												179	H	Boston College	89 58
												205	H	Radford	68 42
												287	A	Monmouth	84 34
												306	H	USC Upstate	87 56
												314	H	UMES	90 52
												319	H	Wagner	99 32

LAST 12 Division I GAMES:															
37	A	Virginia	52 61	18	H	NC State	51 68	120	H	High Point	86 63	287	A	Monmouth	84 34
16	H	Duke	75 86	205	H	Radford	68 42	96	A	Chattanooga	64 44	314	H	UMES	90 52
4	A	Florida St.	62 107					79	N	Butler	77 79				
155	H	Pittsburgh	89 66												
7	A	Louisville	56 67												
179	H	Boston College	89 58												

Non-Div I Games:

Virginia Tech

Average RPI Win: 313
Average RPI Loss: 187

WON-LOST
RECORD

WINNING
PCT. RANK

LAST 10
GAMES

STRENGTH OF
SCHEDULE

OPP. STRENGTH
OF SCHEDULE

TEAM
RPI

ADJ.
RPI

CONF.
RPI

ADJ CONF.
RPI

DIV. I ONLY	2- 16	330	1- 9	197	324	319	319	28	28
DIV. I NON-CONF.	1- 9	318	1- 3	108	274	292	292	28	28
TOTALS	RPI 1-25	RPI 26-50	W-L RECORDS	RPI 51-100	RPI 101-999	RPI 201+			
2- 16	0- 0	0- 1	OVERALL	0- 3	2- 12	2- 8			
1- 6	0- 0	0- 1	HOME	0- 0	1- 5	1- 2			
1- 10	0- 0	0- 0	AWAY	0- 3	1- 7	1- 6			
0- 0	0- 0	0- 0	NEUTRAL	0- 0	0- 0	0- 0			
1- 9	0- 0	0- 1	NON-CONFERENCE	0- 3	1- 5	1- 3			
1- 2	0- 0	0- 1	HOME	0- 0	1- 1	1- 0			
0- 7	0- 0	0- 0	AWAY	0- 3	0- 4	0- 3			
0- 0	0- 0	0- 0	NEUTRAL	0- 0	0- 0	0- 0			
1- 7	0- 0	0- 0	CONFERENCE	0- 0	1- 7	1- 5			
0- 4	0- 0	0- 0	HOME	0- 0	0- 4	0- 2			
1- 3	0- 0	0- 0	AWAY	0- 0	1- 3	1- 3			
0- 0	0- 0	0- 0	NEUTRAL	0- 0	0- 0	0- 0			

RPI S Opponent	Score	RPI S Opponent	Score	RPI S Opponent	Score	RPI S Opponent	Score
		48 H Princeton	37 58	63 A Albany (NY)	44 89	141 H New Hampshire	53 65
				73 A Virginia Tech	32 99	147 H Robert Morris	52 58
				87 A James Madison	45 68	148 H Saint Francis (PA)	76 79
						165 A Temple	36 70
						221 A Stony Brook	50 69
						238 A Lafayette	52 70
						251 A LIU Brooklyn	69 74
						257 H Sacred Heart	55 72
						273 A Towson	42 64
						278 A Bryant	75 66
						279 A St. Francis Brooklyn	76 80
						290 H Fairleigh Dickinson	64 74
						316 A Central Conn. St.	56 59
						348 H Longwood	60 43
LAST 12 Division I GAMES:							
148 H Saint Francis (PA)	76 79	316 A Central Conn. St.	56 59	278 A Bryant	75 66		
147 H Robert Morris	52 58	238 A Lafayette	52 70	48 H Princeton	37 58		
279 A St. Francis Brooklyn	76 80	348 H Longwood	60 43	273 A Towson	42 64		
251 A LIU Brooklyn	69 74						
257 H Sacred Heart	55 72						
290 H Fairleigh Dickinson	64 74						

Non-Div I Games: Staten Island 63 58

Wagner

Loss, Non-Conf, S Site, H Home A Away N Neutral

Average RPI Win:	198	WON-LOST	WINNING	LAST 10	STRENGTH OF	OPP. STRENGTH	TEAM	ADJ.	CONF.	ADJ CONF.
Average RPI Loss:	61	RECORD	PCT. RANK	GAMES	SCHEDULE	OF SCHEDULE	RPI	RPI	RPI	RPI
DIV. I ONLY	10- 10	170	5- 5	45	36	102	102	1	1	
DIV. I NON-CONF.	8- 5	112	5- 0	201	111	123	123	1	1	

TOTALS	RPI 1-25	RPI 26-50	W-L RECORDS	RPI 51-100	RPI 101-999	RPI 201+				
10- 10	0- 4	0- 1	OVERALL	2- 4	8- 1	5- 1				
5- 5	0- 3	0- 0	HOME	1- 2	4- 0	3- 0				
5- 3	0- 1	0- 0	AWAY	1- 2	4- 0	2- 0				
0- 2	0- 0	0- 1	NEUTRAL	0- 0	0- 1	0- 1				
8- 5	0- 1	0- 1	NON-CONFERENCE	1- 2	7- 1	5- 1				
5- 1	0- 0	0- 0	HOME	1- 1	4- 0	3- 0				
3- 2	0- 1	0- 0	AWAY	0- 1	3- 0	2- 0				
0- 2	0- 0	0- 1	NEUTRAL	0- 0	0- 1	0- 1				
2- 5	0- 3	0- 0	CONFERENCE	1- 2	1- 0	0- 0				
0- 4	0- 3	0- 0	HOME	0- 1	0- 0	0- 0				
2- 1	0- 0	0- 0	AWAY	1- 1	1- 0	0- 0				
0- 0	0- 0	0- 0	NEUTRAL	0- 0	0- 0	0- 0				

RPI 1-25				RPI 26-50				RPI 51-100				RPI 101+ Team's RPI: 102			
RPI	S	Opponent	Score	RPI	S	Opponent	Score	RPI	S	Opponent	Score	RPI	S	Opponent	Score
2	H	Notre Dame	73 96	41	N	Minnesota	81 93	55	A	Georgia Tech	67 79	155	A	Pittsburgh	58 49
4	H	Florida St.	79 81					64	A	Miami (FL)	61 50	156	A	Xavier	62 57
14	A	Rutgers	51 65					78	A	Penn St.	58 68	193	H	Charlotte	71 69
16	H	Duke	67 80					81	H	Elon	53 51	216	N	Hofstra	66 69
								84	H	North Carolina	76 79	224	A	Richmond	85 81
								98	H	Seton Hall	57 67	253	A	Col. of Charleston	77 40
												259	H	Texas Southern	73 56
												281	H	Appalachian St.	78 49
												314	H	UMES	92 50

LAST 12 Division I GAMES:															
55	A	Georgia Tech	67 79	2	H	Notre Dame	73 96	253	A	Col. of Charleston	77 40				
4	H	Florida St.	79 81	193	H	Charlotte	71 69	314	H	UMES	92 50				
84	H	North Carolina	76 79	281	H	Appalachian St.	78 49	156	A	Xavier	62 57				
16	H	Duke	67 80												
64	A	Miami (FL)	61 50												
155	A	Pittsburgh	58 49												

Non-Div I Games:

Wake Forest

Average RPI		Win: 180	WON-LOST	WINNING	LAST 10	STRENGTH OF		OPP. STRENGTH	TEAM	ADJ.	CONF.	ADJ CONF.
Loss: 66			RECORD	PCT. RANK	GAMES	SCHEDULE		OF SCHEDULE	RPI	RPI	RPI	RPI
DIV. I ONLY		7- 12	250	2- 8		34		32	134	134	4	4
DIV. I NON-CONF.		6- 5	153	2- 2		74		90	111	111	3	3

TOTALS		RPI 1-25		RPI 26-50		W-L RECORDS		RPI 51-100		RPI 101-999		RPI 201+
7- 12		0- 4		0- 1		OVERALL		2- 4		5- 3		4- 0
5- 3		0- 0		0- 0		HOME		1- 1		4- 2		3- 0
1- 7		0- 3		0- 1		AWAY		0- 2		1- 1		1- 0
1- 2		0- 1		0- 0		NEUTRAL		1- 1		0- 0		0- 0
6- 5		0- 2		0- 0		NON-CONFERENCE		1- 1		5- 2		4- 0
4- 1		0- 0		0- 0		HOME		0- 0		4- 1		3- 0
1- 2		0- 1		0- 0		AWAY		0- 0		1- 1		1- 0
1- 2		0- 1		0- 0		NEUTRAL		1- 1		0- 0		0- 0
1- 7		0- 2		0- 1		CONFERENCE		1- 3		0- 1		0- 0
1- 2		0- 0		0- 0		HOME		1- 1		0- 1		0- 0
0- 5		0- 2		0- 1		AWAY		0- 2		0- 0		0- 0
0- 0		0- 0		0- 0		NEUTRAL		0- 0		0- 0		0- 0

RPI	S	Opponent	Score	RPI	S	Opponent	Score	RPI	S	Opponent	Score	RPI	S	Opponent	Score	Team's RPI: 134
5	A	Oregon	83 94	26	A	Stanford	45 71	51	A	Oregon St.	63 75	116	H	BYU	80 72	
6	A	Ohio St.	76 85					54	N	Creighton	67 64	136	H	Colorado	61 66	
10	N	Texas	68 92					62	H	Utah	65 74	140	H	Idaho St.	59 79	
17	A	Cal i forni a	60 69					69	A	Washington St.	75 78	187	A	Boi se St.	62 85	
								69	H	Washi ngton St.	56 49	209	H	Seattle U	84 76	
								84	N	North Carol i na	78 90	215	A	Idaho	81 69	
												277	H	Grand Canyon	79 65	
												321	H	Portl and	93 67	

LAST 12 Division I GAMES:																
69	H	Washington St.	56 49	5	A	Oregon	83 94									
69	A	Washington St.	75 78	51	A	Oregon St.	63 75									
26	A	Stanford	45 71	209	H	Seattle U	84 76									
17	A	Cal i forni a	60 69	84	N	North Carol i na	78 90									
136	H	Col orado	61 66	277	H	Grand Canyon	79 65									
62	H	Utah	65 74	187	A	Boi se St.	62 85									

Non-Div I Games:

Washington

Average RPI Win:	120	WON-LOST	WINNING	LAST 10	STRENGTH OF	OPP. STRENGTH	TEAM	ADJ.	CONF.	ADJ CONF.
Average RPI Loss:	55	RECORD	PCT. RANK	GAMES	SCHEDULE	OF SCHEDULE	RPI	RPI	RPI	RPI
DIV. I ONLY	9- 11	202	4- 6	12	33	69	69	4	4	
DIV. I NON-CONF.	7- 5	132	3- 1	7	62	35	35	3	3	

TOTALS	RPI 1-25	RPI 26-50	W-L RECORDS	RPI 51-100	RPI 101-999	RPI 201+				
9- 11	1- 2	0- 3	OVERALL	1- 4	7- 2	0- 0				
4- 3	0- 0	0- 0	HOME	0- 2	4- 1	0- 0				
3- 7	0- 2	0- 2	AWAY	1- 2	2- 1	0- 0				
2- 1	1- 0	0- 1	NEUTRAL	0- 0	1- 0	0- 0				
7- 5	1- 0	0- 2	NON-CONFERENCE	1- 2	5- 1	0- 0				
2- 2	0- 0	0- 0	HOME	0- 1	2- 1	0- 0				
3- 2	0- 0	0- 1	AWAY	1- 1	2- 0	0- 0				
2- 1	1- 0	0- 1	NEUTRAL	0- 0	1- 0	0- 0				
2- 6	0- 2	0- 1	CONFERENCE	0- 2	2- 1	0- 0				
2- 1	0- 0	0- 0	HOME	0- 1	2- 0	0- 0				
0- 5	0- 2	0- 1	AWAY	0- 1	0- 1	0- 0				
0- 0	0- 0	0- 0	NEUTRAL	0- 0	0- 0	0- 0				

RPI 1-25				RPI 26-50				RPI 51-100 Team's RPI: 69				RPI 101+			
RPI	S	Opponent	Score	RPI	S	Opponent	Score	RPI	S	Opponent	Score	RPI	S	Opponent	Score
5	A	Oregon	56 89	26	A	Stanford	57 70	51	A	Oregon St.	53 71	110	H	Saint Louis	85 63
14	N	Rutgers	63 60	29	N	South Fla.	45 82	58	H	Gonzaga	56 64	111	H	Kentucky	68 73
17	A	Cal i forni a	60 66	50	A	UC Davis	76 91	61	A	Nebraska	73 61	127	N	ETSU	80 76
								62	H	Utah	79 81	134	A	Washi ngton	49 56
								65	A	Sai nt Mary' s (CA)	75 81	134	H	Washi ngton	78 75
												136	H	Col orado	89 75
												140	H	Idaho St.	72 55
												174	A	San Franci sco	74 70
												187	A	Boi se St.	61 53

LAST 12 Di vi si on I GAMES:															
134	A	Washington	49 56	51	A	Oregon St.	53 71								
134	H	Washington	78 75	5	A	Oregon	56 89								
17	A	Cal i forni a	60 66	61	A	Nebraska	73 61								
26	A	Stanford	57 70	187	A	Boi se St.	61 53								
62	H	Utah	79 81	58	H	Gonzaga	56 64								
136	H	Col orado	89 75	110	H	Sai nt Loui s	85 63								

Non-Di v I Games:

Washington St.

Average RPI Win:	230	WON-LOST	WINNING	LAST 10	STRENGTH OF	OPP. STRENGTH	TEAM	ADJ.	CONF.	ADJ CONF.
Average RPI Loss:	143	RECORD	PCT. RANK	GAMES	SCHEDULE	OF SCHEDULE	RPI	RPI	RPI	RPI
DIV. I ONLY	11- 5	76	7- 3	314	131	142	142	19	19	
DIV. I NON-CONF.	6- 3	87	3- 2	315	124	171	171	15	15	

TOTALS	RPI 1-25	RPI 26-50	W-L RECORDS	RPI 51-100	RPI 101-999	RPI 201+				
11- 5	0- 1	1- 0	OVERALL	0- 1	10- 3	7- 1				
6- 1	0- 0	1- 0	HOME	0- 1	5- 0	3- 0				
5- 4	0- 1	0- 0	AWAY	0- 0	5- 3	4- 1				
0- 0	0- 0	0- 0	NEUTRAL	0- 0	0- 0	0- 0				
6- 3	0- 1	0- 0	NON-CONFERENCE	0- 1	6- 1	5- 0				
4- 1	0- 0	0- 0	HOME	0- 1	4- 0	3- 0				
2- 2	0- 1	0- 0	AWAY	0- 0	2- 1	2- 0				
0- 0	0- 0	0- 0	NEUTRAL	0- 0	0- 0	0- 0				
5- 2	0- 0	1- 0	CONFERENCE	0- 0	4- 2	2- 1				
2- 0	0- 0	1- 0	HOME	0- 0	1- 0	0- 0				
3- 2	0- 0	0- 0	AWAY	0- 0	3- 2	2- 1				
0- 0	0- 0	0- 0	NEUTRAL	0- 0	0- 0	0- 0				

RPI 1-25				RPI 26-50				RPI 51-100				RPI 101+ Team's RPI: 142			
RPI	S	Opponent	Score	RPI	S	Opponent	Score	RPI	S	Opponent	Score	RPI	S	Opponent	Score
5	A	Oregon	87 114	40	H	Northern Colo.	82 73	62	H	Utah	58 85	138	H	North Dakota	80 69
												139	A	Portland St.	64 77
												140	A	Idaho St.	76 70
												185	A	Fresno St.	78 81
												201	H	Pepperdine	71 61
												223	A	CSUN	64 61
												272	A	Sacramento St.	78 56
												282	H	Incarnate Word	79 55
												301	H	Utah Valley	75 57
												305	A	Southern Utah	77 64
												311	H	Air Force	62 52
												321	A	Portland	91 70
												323	A	Northern Ariz.	75 76

LAST 12 Division I GAMES:															
139	A	Portland St.	64 77	140	A	Idaho St.	76 70								
272	A	Sacramento St.	78 56	185	A	Fresno St.	78 81								
138	H	North Dakota	80 69	321	A	Portland	91 70								
40	H	Northern Colo.	82 73	311	H	Air Force	62 52								
305	A	Southern Utah	77 64	201	H	Pepperdine	71 61								
323	A	Northern Ariz.	75 76	5	A	Oregon	87 114								

Non-Div I Games: Westminster (UT) 64 58 Antelope Valley 80 70

Weber St.

Average RPI Win:	171	WON-LOST	WINNING	LAST 10	STRENGTH OF	OPP. STRENGTH	TEAM	ADJ.	CONF.	ADJ CONF.
Average RPI Loss:	46	RECORD	PCT. RANK	GAMES	SCHEDULE	OF SCHEDULE	RPI	RPI	RPI	RPI
DIV. I ONLY	16- 4	30	6- 4	58	84	33	33	5	5	
DIV. I NON-CONF.	12- 0	1	4- 0	169	176	22	22	6	6	

TOTALS	RPI 1-25	RPI 26-50	W-L RECORDS	RPI 51-100	RPI 101-999	RPI 201+				
16- 4	1- 1	1- 1	OVERALL	3- 2	11- 0	7- 0				
8- 2	0- 0	0- 0	HOME	0- 2	8- 0	6- 0				
4- 2	1- 1	0- 1	AWAY	1- 0	2- 0	0- 0				
4- 0	0- 0	1- 0	NEUTRAL	2- 0	1- 0	1- 0				
12- 0	1- 0	1- 0	NON-CONFERENCE	2- 0	8- 0	7- 0				
7- 0	0- 0	0- 0	HOME	0- 0	7- 0	6- 0				
1- 0	1- 0	0- 0	AWAY	0- 0	0- 0	0- 0				
4- 0	0- 0	1- 0	NEUTRAL	2- 0	1- 0	1- 0				
4- 4	0- 1	0- 1	CONFERENCE	1- 2	3- 0	0- 0				
1- 2	0- 0	0- 0	HOME	0- 2	1- 0	0- 0				
3- 2	0- 1	0- 1	AWAY	1- 0	2- 0	0- 0				
0- 0	0- 0	0- 0	NEUTRAL	0- 0	0- 0	0- 0				

RPI 1-25				RPI 26-50				Team's RPI: 33				RPI 51-100				RPI 101+			
RPI	S	Opponent	Score	RPI	S	Opponent	Score	RPI	S	Opponent	Score	RPI	S	Opponent	Score	RPI	S	Opponent	Score
10	A	Texas	58 79	36	A	Oklahoma St.	73 79	68	H	Kansas St.	52 60	112	A	Kansas	74 54				
15	A	Texas A&M	70 56	49	N	Drexel	75 42	71	A	TCU	87 82	155	H	Pittsburgh	73 52				
								71	H	TCU	74 76	162	A	Iowa St.	69 59				
								73	N	Virginia Tech	79 61	162	H	Iowa St.	57 49				
								79	N	Butler	75 68	205	N	Radford	75 55				
												230	H	Morehead St.	66 56				
												237	H	North Florida	87 59				
												272	H	Sacramento St.	101 47				
												295	H	Morgan St.	84 41				
												307	H	Coppin St.	101 43				
												316	H	Central Conn. St.	102 52				
LAST 12 Division I GAMES:																			
162	A	Iowa St.	69 59	10	A	Texas	58 79	230	H	Morehead St.	66 56	295	H	Morgan St.	84 41				
36	A	Oklahoma St.	73 79	71	A	TCU	87 82	205	N	Radford	75 55	307	H	Coppin St.	101 43				
71	H	TCU	74 76																
112	A	Kansas	74 54																
162	H	Iowa St.	57 49																
68	H	Kansas St.	52 60																

Non-Div I Games:

West Virginia

Average RPI Win:	227	WON-LOST	WINNING	LAST 10	STRENGTH OF	OPP. STRENGTH	TEAM	ADJ.	CONF.	ADJ CONF.
Average RPI Loss:	184	RECORD	PCT. RANK	GAMES	SCHEDULE	OF SCHEDULE	RPI	RPI	RPI	RPI
DIV. I ONLY	2- 17	333	0- 9	134	329	315	315	17	17	
DIV. I NON-CONF.	2- 11	305	1- 4	186	343	319	319	16	16	

TOTALS	RPI 1-25	RPI 26-50	W-L RECORDS	RPI 51-100	RPI 101-999	RPI 201+				
2- 17	0- 2	0- 0	OVERALL	0- 2	2- 13	2- 8				
2- 5	0- 0	0- 0	HOME	0- 0	2- 5	2- 3				
0- 12	0- 2	0- 0	AWAY	0- 2	0- 8	0- 5				
0- 0	0- 0	0- 0	NEUTRAL	0- 0	0- 0	0- 0				
2- 11	0- 2	0- 0	NON-CONFERENCE	0- 0	2- 9	2- 7				
2- 3	0- 0	0- 0	HOME	0- 0	2- 3	2- 2				
0- 8	0- 2	0- 0	AWAY	0- 0	0- 6	0- 5				
0- 0	0- 0	0- 0	NEUTRAL	0- 0	0- 0	0- 0				
0- 6	0- 0	0- 0	CONFERENCE	0- 2	0- 4	0- 1				
0- 2	0- 0	0- 0	HOME	0- 0	0- 2	0- 1				
0- 4	0- 0	0- 0	AWAY	0- 2	0- 2	0- 0				
0- 0	0- 0	0- 0	NEUTRAL	0- 0	0- 0	0- 0				

RPI 1-25				RPI 26-50				RPI 51-100				RPI 101+ Team's RPI: 315			
RPI	S	Opponent	Score	RPI	S	Opponent	Score	RPI	S	Opponent	Score	RPI	S	Opponent	Score
21	A	Georgia	50 76					80	A	Mercer	50 72	120	A	High Point	69 75
22	A	South Carolina	43 101					96	A	Chattanooga	32 47	127	A	ETSU	50 66
												149	H	Davidsen	57 70
												164	H	Furman	59 68
												176	A	Samford	54 62
												205	H	Radford	39 27
												213	A	Gardner-Webb	67 70
												231	A	N. C. A&T	59 68
												246	A	UT Martin	54 62
												247	A	Campbell	51 58
												249	H	UNC Asheville	62 52
												288	H	Eastern Ky.	59 62
												289	H	Wofford	48 54
												322	A	South Carolina St.	45 75
												332	H	Florida A&M	63 80
LAST 12 Division I GAMES:															
				80	A	Mercer	50 72	213	A	Gardner-Webb	67 70				
				176	A	Samford	54 62	120	A	High Point	69 75				
				289	H	Wofford	48 54	231	A	N. C. A&T	59 68				
				164	H	Furman	59 68	322	A	South Carolina St.	45 75				
				96	A	Chattanooga	32 47	205	H	Radford	39 27				
				127	A	ETSU	50 66	247	A	Campbell	51 58				

Non-Div I Games: Brevard 79 34

Western Caro.

Average RPI Win:	229	WON-LOST	WINNING	LAST 10	STRENGTH OF	OPP. STRENGTH	TEAM	ADJ.	CONF.	ADJ CONF.
Average RPI Loss:	106	RECORD	PCT. RANK	GAMES	SCHEDULE	OF SCHEDULE	RPI	RPI	RPI	RPI
DIV. I ONLY	12- 6	81	6- 4	251	165	109	109	14	14	
DIV. I NON-CONF.	8- 4	87	4- 2	278	159	121	121	14	14	

TOTALS	RPI 1-25	RPI 26-50	W-L RECORDS	RPI 51-100	RPI 101-999	RPI 201+				
12- 6	0- 0	1- 1	OVERALL	0- 3	11- 2	8- 1				
5- 2	0- 0	0- 0	HOME	0- 2	5- 0	4- 0				
7- 4	0- 0	1- 1	AWAY	0- 1	6- 2	4- 1				
0- 0	0- 0	0- 0	NEUTRAL	0- 0	0- 0	0- 0				
8- 4	0- 0	1- 0	NON-CONFERENCE	0- 2	7- 2	5- 1				
3- 1	0- 0	0- 0	HOME	0- 1	3- 0	3- 0				
5- 3	0- 0	1- 0	AWAY	0- 1	4- 2	2- 1				
0- 0	0- 0	0- 0	NEUTRAL	0- 0	0- 0	0- 0				
4- 2	0- 0	0- 1	CONFERENCE	0- 1	4- 0	3- 0				
2- 1	0- 0	0- 0	HOME	0- 1	2- 0	1- 0				
2- 1	0- 0	0- 1	AWAY	0- 0	2- 0	2- 0				
0- 0	0- 0	0- 0	NEUTRAL	0- 0	0- 0	0- 0				

RPI 1-25				RPI 26-50				RPI 51-100				RPI 101+				Team's RPI: 109	
RPI	S	Opponent	Score	RPI	S	Opponent	Score	RPI	S	Opponent	Score	RPI	S	Opponent	Score		
				26	A	Stanford	71 64	58	A	Gonzaga	65 80	145	A	Northern Ill.	94 96		
				30	A	South Dakota St.	48 84	92	H	Milwaukee	67 77	153	A	Wichita St.	78 65		
								95	H	South Dakota	58 82	166	A	Illinois	77 67		
												180	H	Oral Roberts	56 49		
												208	H	Southeast Mo. St.	87 59		
												217	A	Bradley	80 87		
												234	A	Austin Peay	81 68		
												240	A	Omaha	90 51		
												248	H	UMKC	90 71		
												309	A	Fort Wayne	100 64		
												309	H	Fort Wayne	91 44		
												338	A	Chicago St.	83 45		
												338	H	Chicago St.	71 54		
LAST 12 Division I GAMES:																	
				30	A	South Dakota St.	48 84	217	A	Bradley	80 87						
				309	H	Fort Wayne	91 44	58	A	Gonzaga	65 80						
				240	A	Omaha	90 51	26	A	Stanford	71 64						
				180	H	Oral Roberts	56 49	234	A	Austin Peay	81 68						
				95	H	South Dakota	58 82	208	H	Southeast Mo. St.	87 59						
				309	A	Fort Wayne	100 64	153	A	Wichita St.	78 65						

Non-Div I Games: Illinois Col. 122 40 William Woods 96 57

Western Ill.

Average RPI Win: 203

Average RPI Loss: 46

WON-LOST
RECORDWINNING
PCT. RANKLAST 10
GAMESSTRENGTH OF
SCHEDULEOPP. STRENGTH
OF SCHEDULETEAM
RPIADJ.
RPICONF.
RPIADJ CONF.
RPIDIV. I ONLY
DIV. I NON-CONF.13- 5
8- 460
877- 2
4- 1106
59112
4657
4357
4318
1918
19

TOTALS

RPI 1-25

RPI 26-50

W-L RECORDS

RPI 51-100

RPI 101-999

RPI 201+

13- 5

1- 1

1- 2

OVERALL

1- 2

10- 0

6- 0

6- 1

0- 1

0- 0

HOME

0- 0

6- 0

4- 0

3- 4

0- 0

0- 2

AWAY

0- 2

3- 0

2- 0

4- 0

1- 0

1- 0

NEUTRAL

1- 0

1- 0

0- 0

8- 4

1- 1

1- 2

NON-CONFERENCE

1- 1

5- 0

3- 0

2- 1

0- 1

0- 0

HOME

0- 0

2- 0

2- 0

2- 3

0- 0

0- 2

AWAY

0- 1

2- 0

1- 0

4- 0

1- 0

1- 0

NEUTRAL

1- 0

1- 0

0- 0

5- 1

0- 0

0- 0

CONFERENCE

0- 1

5- 0

3- 0

4- 0

0- 0

0- 0

HOME

0- 0

4- 0

2- 0

1- 1

0- 0

0- 0

AWAY

0- 1

1- 0

1- 0

0- 0

0- 0

0- 0

NEUTRAL

0- 0

0- 0

0- 0

RPI 1-25

RPI 26-50

RPI 51-100

Team's RPI: 57

RPI 101+

RPI	S	Opponent	Score
2	H	Notre Dame	65 78
11	N	Missouri	79 76

RPI	S	Opponent	Score
31	A	Iowa	97 104
35	A	Ball St.	81 93
45	N	Toledo	70 56

RPI	S	Opponent	Score
72	A	Indiana	71 73
80	N	Mercer	67 62
90	A	UAB	61 79

RPI	S	Opponent	Score
121	H	Middle Tenn.	57 43
122	H	Southern Miss.	81 60
167	A	Southern Ill.	75 49
172	N	Stetson	66 58
280	H	FIU	101 47
308	A	Georgia St.	74 63
312	H	UTSA	73 38
327	A	Marshall	86 66
345	H	Mississippi Val.	87 48
347	H	Evansville	92 54

LAST 12 Division I GAMES:

327	A	Marshall	86 66	35	A	Ball St.	81 93
312	H	UTSA	73 38	45	N	Toledo	70 56
90	A	UAB	61 79	172	N	Stetson	66 58
280	H	FIU	101 47	345	H	Mississippi Val.	87 48
122	H	Southern Miss.	81 60	167	A	Southern Ill.	75 49
121	H	Middle Tenn.	57 43	347	H	Evansville	92 54

Western Ky.

Western Ky.

Non-Div I Games: Lee

88 64

Western Ky.

Average RPI Win: 183

Average RPI Loss: 61

WON-LOST
RECORDWINNING
PCT. RANKLAST 10
GAMESSTRENGTH OF
SCHEDULEOPP. STRENGTH
OF SCHEDULETEAM
RPIADJ.
RPICONF.
RPIADJ CONF.
RPIDIV. I ONLY
DIV. I NON-CONF.8- 8
4- 5170
2025- 3
1- 180
11552
2397
10897
1087
87
8

TOTALS

RPI 1-25

RPI 26-50

W-L RECORDS

RPI 51-100

RPI 101-999

RPI 201+

8- 8

0- 2

0- 3

OVERALL

0- 2

8- 1

3- 0

4- 1

0- 0

0- 0

HOME

0- 1

4- 0

1- 0

3- 5

0- 1

0- 2

AWAY

0- 1

3- 1

2- 0

1- 2

0- 1

0- 1

NEUTRAL

0- 0

1- 0

0- 0

4- 5

0- 1

0- 3

NON-CONFERENCE

0- 1

4- 0

3- 0

1- 0

0- 0

0- 0

HOME

0- 0

1- 0

1- 0

2- 3

0- 0

0- 2

AWAY

0- 1

2- 0

2- 0

1- 2

0- 1

0- 1

NEUTRAL

0- 0

1- 0

0- 0

4- 3

0- 1

0- 0

CONFERENCE

0- 1

4- 1

0- 0

3- 1

0- 0

0- 0

HOME

0- 1

3- 0

0- 0

1- 2

0- 1

0- 0

AWAY

0- 0

1- 1

0- 0

0- 0

0- 0

0- 0

NEUTRAL

0- 0

0- 0

0- 0

RPI 1-25

RPI 26-50

RPI 51-100

Team's RPI: 97

RPI 101+

RPI	S	Opponent	Score
14	N	Rutgers	64 75
20	A	Buffalo	49 71

RPI	S	Opponent	Score
31	A	Iowa	56 79
38	N	St. John's (NY)	48 76
44	A	Michigan St.	62 65

RPI	S	Opponent	Score
70	A	New Mexico	76 88
77	H	Ohio	54 69

RPI	S	Opponent	Score
115	A	Kent St.	66 61
124	H	Miami (OH)	81 70
127	N	ETSU	87 79
130	H	Bowling Green	67 58
145	H	Northern Ill.	88 83
197	A	Eastern Mich.	67 69
245	A	New Mexico St.	64 55
286	H	Detroit Mercy	74 62
292	A	Loyola Chicago	65 47

LAST 12 Division I GAMES:

124	H	Miami (OH)	81 70	130	H	Bowling Green	67 58
197	A	Eastern Mich.	67 69	286	H	Detroit Mercy	74 62
77	H	Ohio	54 69	44	A	Michigan St.	62 65
145	H	Northern Ill.	88 83	127	N	ETSU	87 79
115	A	Kent St.	66 61	14	N	Rutgers	64 75
20	A	Buffalo	49 71	38	N	St. John's (NY)	48 76

Non-Div I Games:

Goshen

87 36

Kentucky St.

85 50

Olivet

86 37

Western Mich.

■ Loss,
 ■ Non-Conf,
 ■ S Site,
 ■ Home
 ■ A Away
 N Neutral

Average RPI Win:	188	WON-LOST	WINNING	LAST 10	STRENGTH OF	OPP. STRENGTH	TEAM	ADJ.	CONF.	ADJ CONF.
Average RPI Loss:	79	RECORD	PCT. RANK	GAMES	SCHEDULE	OF SCHEDULE	RPI	RPI	RPI	RPI
DIV. I ONLY	9- 12	218	6- 4	78	72	153	153	8	8	
DIV. I NON-CONF.	5- 9	238	3- 2	80	100	195	195	7	7	

TOTALS	RPI 1-25	RPI 26-50	W-L RECORDS	RPI 51-100	RPI 101-999	RPI 201+				
9- 12	0- 1	1- 3	OVERALL	0- 4	8- 4	4- 0				
7- 3	0- 0	1- 0	HOME	0- 1	6- 2	4- 0				
1- 8	0- 1	0- 3	AWAY	0- 3	1- 1	0- 0				
1- 1	0- 0	0- 0	NEUTRAL	0- 0	1- 1	0- 0				
5- 9	0- 1	0- 2	NON-CONFERENCE	0- 3	5- 3	3- 0				
4- 2	0- 0	0- 0	HOME	0- 1	4- 1	3- 0				
0- 6	0- 1	0- 2	AWAY	0- 2	0- 1	0- 0				
1- 1	0- 0	0- 0	NEUTRAL	0- 0	1- 1	0- 0				
4- 3	0- 0	1- 1	CONFERENCE	0- 1	3- 1	1- 0				
3- 1	0- 0	1- 0	HOME	0- 0	2- 1	1- 0				
1- 2	0- 0	0- 1	AWAY	0- 1	1- 0	0- 0				
0- 0	0- 0	0- 0	NEUTRAL	0- 0	0- 0	0- 0				

RPI 1-25				RPI 26-50				RPI 51-100				RPI 101+ Team's RPI: 153			
RPI	S	Opponent	Score	RPI	S	Opponent	Score	RPI	S	Opponent	Score	RPI	S	Opponent	Score
9	A	Tennessee	56 68	29	H	South Fla.	64 56	53	A	UCF	53 59	108	A	Tulane	64 56
				30	A	South Dakota St.	64 96	54	A	Creighton	61 66	109	H	Western Ill.	65 78
				36	A	Oklahoma St.	67 91	70	A	New Mexico	62 76	117	A	Missouri St.	71 94
				45	A	Houston	55 73	95	H	South Dakota	48 62	117	H	Missouri St.	72 58
												158	H	Tulsa	62 67
												166	N	Illinois	67 68
												173	H	Memphis	69 61
												190	N	UC Irvine	76 53
												212	H	SMU	66 43
												248	H	UMKC	72 63
												274	H	Alcorn	87 46
												338	H	Chicago St.	66 63

LAST 12 Division I GAMES:															
				29	H	South Fla.	64 56	158	H	Tulsa	62 67				
				212	H	SMU	66 43	30	A	South Dakota St.	64 96				
				108	A	Tulane	64 56	274	H	Alcorn	87 46				
				173	H	Memphis	69 61	338	H	Chicago St.	66 63				
				53	A	UCF	53 59	248	H	UMKC	72 63				
				45	A	Houston	55 73	117	A	Missouri St.	71 94				

Non-Div I Games:

Wichita St.

Average RPI Win:	230	WON-LOST	WINNING	LAST 10	STRENGTH OF	OPP. STRENGTH	TEAM	ADJ.	CONF.	ADJ CONF.
Average RPI Loss:	159	RECORD	PCT. RANK	GAMES	SCHEDULE	OF SCHEDULE	RPI	RPI	RPI	RPI
DIV. I ONLY	12- 6	81	5- 5	271	190	146	146	10	10	
DIV. I NON-CONF.	9- 2	34	4- 1	299	210	112	112	13	13	
TOTALS	RPI 1-25	RPI 26-50	W-L RECORDS	RPI 51-100	RPI 101-999	RPI 201+				
12- 6	0- 0	0- 2	OVERALL	1- 0	11- 4	9- 2				
6- 3	0- 0	0- 1	HOME	1- 0	5- 2	4- 1				
6- 3	0- 0	0- 1	AWAY	0- 0	6- 2	5- 1				
0- 0	0- 0	0- 0	NEUTRAL	0- 0	0- 0	0- 0				
9- 2	0- 0	0- 1	NON-CONFERENCE	0- 0	9- 1	7- 0				
5- 1	0- 0	0- 0	HOME	0- 0	5- 1	4- 0				
4- 1	0- 0	0- 1	AWAY	0- 0	4- 0	3- 0				
0- 0	0- 0	0- 0	NEUTRAL	0- 0	0- 0	0- 0				
3- 4	0- 0	0- 1	CONFERENCE	1- 0	2- 3	2- 2				
1- 2	0- 0	0- 1	HOME	1- 0	0- 1	0- 1				
2- 2	0- 0	0- 0	AWAY	0- 0	2- 2	2- 1				
0- 0	0- 0	0- 0	NEUTRAL	0- 0	0- 0	0- 0				

RPI	S	Opponent	Score	RPI	S	Opponent	Score	RPI	S	Opponent	Score	RPI	S	Opponent	Score
38	A	St. John's (NY)	81 92	49	H	Drexel	58 65	81	H	Elon	81 75	148	A	Saint Francis (PA)	92 86
												149	H	Davidson	73 55
												184	A	Northeastern	46 64
												195	H	Norfolk St.	74 80
												216	A	Hofstra	54 65
												224	A	Richmond	78 64
												239	A	Howard	83 71
												241	H	Loyola Maryland	70 49
												242	A	East Carolina	71 65
												253	A	Col. of Charleston	68 54
												273	H	Towson	66 67
												275	A	UNCW	66 53
												276	H	Fairfield	57 47
												306	H	USC Upstate	83 63
												324	H	Old Dominion	75 58
LAST 12 Division I GAMES:															
184	A	Northeastern	46 64	253	A	Col. of Charleston	68 54	195	H	Norfolk St.	74 80				
216	A	Hofstra	54 65	324	H	Old Dominion	75 58	306	H	USC Upstate	83 63				
81	H	Elon	81 75	148	A	Saint Francis (PA)	92 86	224	A	Richmond	78 64				
273	H	Towson	66 67												
49	H	Drexel	58 65												
275	A	UNCW	66 53												

Non-Div I Games:

William & Mary

Average RPI Win:	0	WON-LOST	WINNING	LAST 10	STRENGTH OF	OPP. STRENGTH	TEAM	ADJ.	CONF.	ADJ CONF.
Average RPI Loss:	200	RECORD	PCT. RANK	GAMES	SCHEDULE	OF SCHEDULE	RPI	RPI	RPI	RPI
DIV. I ONLY	0- 17	345	0- 10	236	322	344	344	29	29	
DIV. I NON-CONF.	0- 10	337	0- 5	229	278	342	342	29	29	

TOTALS	RPI 1-25	RPI 26-50	W-L RECORDS	RPI 51-100	RPI 101-999	RPI 201+				
0- 17	0- 1	0- 0	OVERALL	0- 3	0- 13	0- 10				
0- 7	0- 0	0- 0	HOME	0- 1	0- 6	0- 4				
0- 10	0- 1	0- 0	AWAY	0- 2	0- 7	0- 6				
0- 0	0- 0	0- 0	NEUTRAL	0- 0	0- 0	0- 0				
0- 10	0- 1	0- 0	NON-CONFERENCE	0- 3	0- 6	0- 5				
0- 4	0- 0	0- 0	HOME	0- 1	0- 3	0- 2				
0- 6	0- 1	0- 0	AWAY	0- 2	0- 3	0- 3				
0- 0	0- 0	0- 0	NEUTRAL	0- 0	0- 0	0- 0				
0- 7	0- 0	0- 0	CONFERENCE	0- 0	0- 7	0- 5				
0- 3	0- 0	0- 0	HOME	0- 0	0- 3	0- 2				
0- 4	0- 0	0- 0	AWAY	0- 0	0- 4	0- 3				
0- 0	0- 0	0- 0	NEUTRAL	0- 0	0- 0	0- 0				

RPI 1-25				RPI 26-50				RPI 51-100				RPI 101+ Team's RPI: 344			
RPI	S	Opponent	Score	RPI	S	Opponent	Score	RPI	S	Opponent	Score	RPI	S	Opponent	Score
16	A	Duke	30 101					59	H	Duquesne	54 81	120	H	High Point	58 79
								80	A	Mercer	45 93	127	H	ETSU	63 74
								81	A	El on	37 98	144	A	Li berty	37 63
												205	A	Radford	52 78
												219	A	Akron	43 69
												247	H	Campbel l	48 72
												249	H	UNC Asheville	48 70
												260	A	Presbyteri an	45 78
												289	H	Wofford	68 73
												322	H	South Carolina St.	37 65
												325	A	Tennessee Tech	41 70
												327	A	Marshall	40 70
												329	A	Charleston So.	45 81
LAST 12 Division I GAMES:															
260	A	Presbyteri an	45 78	205	A	Radford	52 78								
249	H	UNC Asheville	48 70	325	A	Tennessee Tech	41 70								
329	A	Charleston So.	45 81	80	A	Mercer	45 93								
120	H	High Point	58 79	16	A	Duke	30 101								
144	A	Li berty	37 63	289	H	Wofford	68 73								
247	H	Campbel l	48 72	127	H	ETSU	63 74								

Non-Div I Games: N. C. Wesleyan 94 50

Winthrop

Average RPI		Win: 216	WON-LOST	WINNING	LAST 10	STRENGTH OF		OPP. STRENGTH	TEAM	ADJ.	CONF.	ADJ CONF.
Loss: 58			RECORD	PCT. RANK	GAMES	SCHEDULE		OF SCHEDULE	RPI	RPI	RPI	RPI
DIV. I ONLY		8- 13		244	2- 8	72		39	182	182	3	3
DIV. I NON-CONF.		7- 6		165	2- 2	187		48	158	158	4	4

TOTALS		RPI 1-25		RPI 26-50		W-L RECORDS		RPI 51-100	RPI 101-999		RPI 201+	
8- 13		0- 5		0- 3		OVERALL		0- 4	8- 1		4- 0	
6- 6		0- 3		0- 1		HOME		0- 2	6- 0		4- 0	
1- 6		0- 1		0- 2		AWAY		0- 2	1- 1		0- 0	
1- 1		0- 1		0- 0		NEUTRAL		0- 0	1- 0		0- 0	
7- 6		0- 3		0- 0		NON-CONFERENCE		0- 3	7- 0		4- 0	
5- 2		0- 1		0- 0		HOME		0- 1	5- 0		4- 0	
1- 3		0- 1		0- 0		AWAY		0- 2	1- 0		0- 0	
1- 1		0- 1		0- 0		NEUTRAL		0- 0	1- 0		0- 0	
1- 7		0- 2		0- 3		CONFERENCE		0- 1	1- 1		0- 0	
1- 4		0- 2		0- 1		HOME		0- 1	1- 0		0- 0	
0- 3		0- 0		0- 2		AWAY		0- 0	0- 1		0- 0	
0- 0		0- 0		0- 0		NEUTRAL		0- 0	0- 0		0- 0	

RPI	S	Opponent	Score	RPI	S	Opponent	Score	RPI	S	Opponent	Score	RPI	S	Opponent	Score	Team's RPI: 182
13	H	Green Bay	34 67	31	H	Iowa	46 56	78	H	Penn St.	62 69	131	N	Vanderbilt	73 71	
19	A	Marquette	65 88	41	A	Minnesota	65 90	79	A	Butler	62 69	155	A	Pittsburgh	58 57	
23	H	Michigan	57 80	47	A	Purdue	35 57	91	A	George Washington	46 61	188	A	Northwestern	60 69	
24	N	Syracuse	74 77					92	H	Milwaukee	64 67	188	H	Northwestern	58 46	
25	H	Maryland	44 71									193	H	Charlotte	80 66	
												203	H	La Salle	71 60	
												204	H	Southern U.	77 74	
												310	H	UTRGV	82 54	
												343	H	Savannah St.	82 24	

LAST 12 Division I GAMES:																
188	H	Northwestern	58 46	47	A	Purdue	35 57									
41	A	Minnesota	65 90	31	H	Iowa	46 56									
78	H	Penn St.	62 69	92	H	Milwaukee	64 67									
188	A	Northwestern	60 69	343	H	Savannah St.	82 24									
25	H	Maryland	44 71	79	A	Butler	62 69									
23	H	Michigan	57 80	310	H	UTRGV	82 54									

Non-Div I Games:

Wisconsin

Average RPI Win: 227 WON-LOST WINNING LAST 10
Average RPI Loss: 62 RECORD PCT. RANK GAMES STRENGTH OF OPP. STRENGTH TEAM ADJ. CONF. ADJ CONF.
SCHEDULE OF SCHEDULE RPI RPI RPI RPI

DIV. I ONLY	13- 5	60	7- 3	210	151	101	101	11	11
DIV. I NON-CONF.	7- 3	74	2- 1	237	142	93	93	12	12

TOTALS	RPI 1-25	RPI 26-50	W-L RECORDS	RPI 51-100	RPI 101-999	RPI 201+			
13- 5	0- 3	0- 0	OVERALL	2- 1	11- 1	8- 0			
6- 2	0- 1	0- 0	HOME	1- 1	5- 0	5- 0			
5- 2	0- 2	0- 0	AWAY	1- 0	4- 0	2- 0			
2- 1	0- 0	0- 0	NEUTRAL	0- 0	2- 1	1- 0			
7- 3	0- 2	0- 0	NON-CONFERENCE	1- 0	6- 1	4- 0			
3- 0	0- 0	0- 0	HOME	0- 0	3- 0	3- 0			
2- 2	0- 2	0- 0	AWAY	1- 0	1- 0	0- 0			
2- 1	0- 0	0- 0	NEUTRAL	0- 0	2- 1	1- 0			
6- 2	0- 1	0- 0	CONFERENCE	1- 1	5- 0	4- 0			
3- 2	0- 1	0- 0	HOME	1- 1	2- 0	2- 0			
3- 0	0- 0	0- 0	AWAY	0- 0	3- 0	2- 0			
0- 0	0- 0	0- 0	NEUTRAL	0- 0	0- 0	0- 0			

RPI 1-25				RPI 26-50				RPI 51-100				RPI 101+ Team's RPI: 101			
RPI	S	Opponent	Score	RPI	S	Opponent	Score	RPI	S	Opponent	Score	RPI	S	Opponent	Score
11	A	Missouri	80 82					76	A	Belmont	91 81	115	A	Kent St.	72 60
13	H	Green Bay	51 58					85	H	IUPUI	61 64	160	A	Oakland	77 57
21	A	Georgia	71 87					92	H	Milwaukee	56 51	172	N	Stetson	64 59
												178	N	Providence	69 74
												224	N	Richmond	85 69
												235	H	Youngstown St.	73 50
												262	A	Northern Ky.	68 63
												286	A	Detroit Mercy	88 60
												325	H	Tennessee Tech	82 59
												326	H	Ill. -Chicago	60 50
												338	H	Chicago St.	84 39
												342	H	Eastern Ill.	81 46

LAST 12 Division I GAMES:															
85	H	IUPUI	61 64	92	H	Milwaukee	56 51								
326	H	Ill. -Chicago	60 50	13	H	Green Bay	51 58								
235	H	Youngstown St.	73 50	21	A	Georgia	71 87								
262	A	Northern Ky.	68 63	76	A	Belmont	91 81								
286	A	Detroit Mercy	88 60	115	A	Kent St.	72 60								
160	A	Oakland	77 57	338	H	Chicago St.	84 39								

Non-Div I Games: Northwestern Ohio 106 52 Cincinnati Christian 99 36

Wright St.

Average RPI Loss: 149

DIV. I ONLY	10- 5	81	7- 2	64	220	66	66	16	16
DIV. I NON-CONF.	5- 4	146	2- 3	55	271	84	84	17	17
TOTALS	RPI 1-25	RPI 26-50	W-L RECORDS	RPI 51-100	RPI 101-999	RPI 201+			
10- 5	0- 1	0- 0	OVERALL	1- 1	9- 3	4- 2			
6- 0	0- 0	0- 0	HOME	1- 0	5- 0	2- 0			
4- 3	0- 1	0- 0	AWAY	0- 0	4- 2	2- 2			
0- 2	0- 0	0- 0	NEUTRAL	0- 1	0- 1	0- 0			
5- 4	0- 1	0- 0	NON-CONFERENCE	0- 1	5- 2	3- 1			
3- 0	0- 0	0- 0	HOME	0- 0	3- 0	1- 0			
2- 2	0- 1	0- 0	AWAY	0- 0	2- 1	2- 1			
0- 2	0- 0	0- 0	NEUTRAL	0- 1	0- 1	0- 0			
5- 1	0- 0	0- 0	CONFERENCE	1- 0	4- 1	1- 1			
3- 0	0- 0	0- 0	HOME	1- 0	2- 0	1- 0			
2- 1	0- 0	0- 0	AWAY	0- 0	2- 1	0- 1			
0- 0	0- 0	0- 0	NEUTRAL	0- 0	0- 0	0- 0			

RPI 1-25				RPI 26-50				RPI 51-100				RPI 101+			
RPI	S	Opponent	Score	RPI	S	Opponent	Score	RPI	S	Opponent	Score	RPI	S	Opponent	Score
16	A	Duke	40 63					70	H	New Mexico	66 55	118	H	Drake	75 61
								85	N	IUPUI	59 65	140	H	Idaho St.	61 53
												154	H	Nevada	66 60
												185	A	Colorado St.	53 49
												187	A	Boise St.	66 51
												192	N	UNI	40 55
												202	A	Denver	61 51
												215	A	Idaho	70 64
												222	A	Montana St.	46 50
												229	A	San Diego St.	62 68
												244	H	Montana	67 62
												291	H	Utah St.	61 44
LAST 12 Division I GAMES:															
291	H	Utah St.	61 44	16	A	Duke	40 63								
185	A	Colorado St.	53 49	215	A	Idaho	70 64								
70	H	New Mexico	66 55	140	H	Idaho St.	61 53								
187	A	Boise St.	66 51	222	A	Montana St.	46 50								
154	H	Nevada	66 60	85	N	IUPUI	59 65								
229	A	San Diego St.	62 68	192	N	UNI	40 55								

Wyoming

Average RPI		Win: 207	WON-LOST	WINNING	LAST 10	STRENGTH OF		OPP. STRENGTH	TEAM	ADJ.	CONF.	ADJ CONF.	
Loss: 64			RECORD	PCT. RANK	GAMES	SCHEDULE		OF SCHEDULE	RPI	RPI	RPI	RPI	
DIV. I ONLY		9- 11		202	3- 7	81			77	156	156	6	6
DIV. I NON-CONF.		7- 4		102	2- 1	141			232	129	129	5	5

TOTALS		RPI 1-25		RPI 26-50		W-L RECORDS			RPI 51-100		RPI 101-999		RPI 201+
9- 11		0- 2		0- 4		OVERALL			1- 2		8- 3		4- 0
7- 4		0- 0		0- 1		HOME			0- 2		7- 1		4- 0
1- 6		0- 1		0- 3		AWAY			1- 0		0- 2		0- 0
1- 1		0- 1		0- 0		NEUTRAL			0- 0		1- 0		0- 0
7- 4		0- 1		0- 1		NON-CONFERENCE			0- 0		7- 2		4- 0
6- 1		0- 0		0- 0		HOME			0- 0		6- 1		4- 0
0- 2		0- 0		0- 1		AWAY			0- 0		0- 1		0- 0
1- 1		0- 1		0- 0		NEUTRAL			0- 0		1- 0		0- 0
2- 7		0- 1		0- 3		CONFERENCE			1- 2		1- 1		0- 0
1- 3		0- 0		0- 1		HOME			0- 2		1- 0		0- 0
1- 4		0- 1		0- 2		AWAY			1- 0		0- 1		0- 0
0- 0		0- 0		0- 0		NEUTRAL			0- 0		0- 0		0- 0

RPI 1-25				RPI 26-50				RPI 51-100				RPI 101+ Team's RPI: 156			
RPI	S	Opponent	Score	RPI	S	Opponent	Score	RPI	S	Opponent	Score	RPI	S	Opponent	Score
11	N	Missouri	48 74	27	A	Villanova	57 75	54	H	Creighton	64 71	102	H	Wake Forest	57 62
19	A	Marquette	67 88	28	A	DePaul	48 79	79	A	Butler	69 62	130	A	Bowling Green	53 63
				38	H	St. John's (NY)	63 67	98	H	Seton Hall	51 62	141	H	New Hampshire	71 66
				41	A	Minnesota	62 74					143	H	Cincinnati	53 50
												152	A	Georgetown	60 65
												164	N	Furman	75 62
												178	H	Providence	68 59
												252	H	Grambling	72 67
												264	H	Mt. St. Mary's	66 45
												309	H	Fort Wayne	62 50
												332	H	Florida A&M	70 52

LAST 12 Division I GAMES:															
				54	H	Creighton	64 71	27	A	Villanova	57 75				
				178	H	Providence	68 59	152	A	Georgetown	60 65				
				19	A	Marquette	67 88	79	A	Butler	69 62				
				28	A	DePaul	48 79	332	H	Florida A&M	70 52				
				98	H	Seton Hall	51 62	11	N	Missouri	48 74				
				38	H	St. John's (NY)	63 67	164	N	Furman	75 62				

Non-Div I Games:

Xavier

Average RPI Win:	215	WON-LOST	WINNING	LAST 10	STRENGTH OF	OPP. STRENGTH	TEAM	ADJ.	CONF.	ADJ CONF.
Average RPI Loss:	119	RECORD	PCT. RANK	GAMES	SCHEDULE	OF SCHEDULE	RPI	RPI	RPI	RPI
DIV. I ONLY	8- 7	152	5- 5	123	194	126	126	9	9	
DIV. I NON-CONF.	7- 6	165	5- 5	245	172	184	184	9	9	

TOTALS	RPI 1-25	RPI 26-50	W-L RECORDS	RPI 51-100	RPI 101-999	RPI 201+				
8- 7	0- 0	0- 1	OVERALL	2- 2	6- 4	5- 0				
3- 3	0- 0	0- 0	HOME	1- 1	2- 2	2- 0				
5- 2	0- 0	0- 0	AWAY	1- 1	4- 1	3- 0				
0- 2	0- 0	0- 1	NEUTRAL	0- 0	0- 1	0- 0				
7- 6	0- 0	0- 1	NON-CONFERENCE	1- 1	6- 4	5- 0				
2- 3	0- 0	0- 0	HOME	0- 1	2- 2	2- 0				
5- 1	0- 0	0- 0	AWAY	1- 0	4- 1	3- 0				
0- 2	0- 0	0- 1	NEUTRAL	0- 0	0- 1	0- 0				
1- 1	0- 0	0- 0	CONFERENCE	1- 1	0- 0	0- 0				
1- 0	0- 0	0- 0	HOME	1- 0	0- 0	0- 0				
0- 1	0- 0	0- 0	AWAY	0- 1	0- 0	0- 0				
0- 0	0- 0	0- 0	NEUTRAL	0- 0	0- 0	0- 0				

RPI 1-25				RPI 26-50				RPI 51-100				RPI 101+ Team's RPI: 126			
RPI	S	Opponent	Score	RPI	S	Opponent	Score	RPI	S	Opponent	Score	RPI	S	Opponent	Score
				50	N	UC Davis	61 71					112	A	Kansas	75 81
								71	A	TCU	82 72	137	N	Hartford	70 78
								72	H	Indiana	68 72	168	A	Binghamton	73 69
								89	A	Brown	71 81	178	H	Providence	51 55
								89	H	Brown	77 63	196	H	Army West Point	65 82
												221	A	Stony Brook	77 71
												251	H	LIU Brooklyn	62 51
												270	H	Colgate	82 56
												316	A	Central Conn. St.	75 62
												337	A	Saint Peter's	70 49
LAST 12 Division I GAMES:															
				89	A	Brown	71 81					316	A	Central Conn. St.	75 62
				89	H	Brown	77 63					221	A	Stony Brook	77 71
				137	N	Hartford	70 78					168	A	Binghamton	73 69
				50	N	UC Davis	61 71					178	H	Providence	51 55
				72	H	Indiana	68 72					196	H	Army West Point	65 82
				337	A	Saint Peter's	70 49					71	A	TCU	82 72

Non-Div I Games:

Yale

Average RPI Win:	272	WON-LOST	WINNING	LAST 10	STRENGTH OF	OPP. STRENGTH	TEAM	ADJ.	CONF.	ADJ CONF.
Average RPI Loss:	124	RECORD	PCT. RANK	GAMES	SCHEDULE	OF SCHEDULE	RPI	RPI	RPI	RPI

DIV. I ONLY	5- 12	281	4- 5	140	199	235	235	11	11
DIV. I NON-CONF.	2- 7	286	1- 2	255	220	288	288	12	12
TOTALS	RPI 1-25	RPI 26-50	W-L RECORDS	RPI 51-100	RPI 101-999	RPI 201+			
5- 12	0- 1	0- 0	OVERALL	0- 3	5- 8	4- 1			
3- 4	0- 0	0- 0	HOME	0- 1	3- 3	3- 0			
2- 8	0- 1	0- 0	AWAY	0- 2	2- 5	1- 1			
0- 0	0- 0	0- 0	NEUTRAL	0- 0	0- 0	0- 0			
2- 7	0- 0	0- 0	NON-CONFERENCE	0- 1	2- 6	2- 1			
1- 2	0- 0	0- 0	HOME	0- 0	1- 2	1- 0			
1- 5	0- 0	0- 0	AWAY	0- 1	1- 4	1- 1			
0- 0	0- 0	0- 0	NEUTRAL	0- 0	0- 0	0- 0			
3- 5	0- 1	0- 0	CONFERENCE	0- 2	3- 2	2- 0			
2- 2	0- 0	0- 0	HOME	0- 1	2- 1	2- 0			
1- 3	0- 1	0- 0	AWAY	0- 1	1- 1	0- 0			
0- 0	0- 0	0- 0	NEUTRAL	0- 0	0- 0	0- 0			

RPI 1-25	RPI 26-50	RPI 51-100	RPI 101+	Team's RPI: 235
RPI S Opponent Score	RPI S Opponent Score	RPI S Opponent Score	RPI S Opponent Score	
13 A Green Bay 56 65		67 A American 72 78	101 A Wright St. 50 73	
		85 H IUPUI 43 65	115 H Kent St. 44 55	
		92 A Milwaukee 61 62	132 A Cleveland St. 66 52	
			147 A Robert Morris 52 84	
			148 A Saint Francis (PA) 65 79	
			155 A Pittsburgh 58 66	
			160 H Oakland 48 58	
			181 H Bucknell 60 66	
			219 A Akron 58 75	
			286 H Detroit Mercy 76 59	
			292 A Loyola Chicago 73 49	
			323 H Northern Ariz. 69 67	
			326 H Ill. -Chicago 76 63	
LAST 12 Division I GAMES:				
132 A Cleveland St. 66 52	160 H Oakland 48 58			
101 A Wright St. 50 73	286 H Detroit Mercy 76 59			
92 A Milwaukee 61 62	323 H Northern Ariz. 69 67			
13 A Green Bay 56 65	148 A Saint Francis (PA) 65 79			
85 H IUPUI 43 65	219 A Akron 58 75			
326 H Ill. -Chicago 76 63	67 A American 72 78			

Non-Div I Games: Ohio Valley 86 59 Penn St.-Beaver 97 40

Youngstown St.