

Average RPI Win:	248	WON-LOST	WINNING	LAST 10	STRENGTH OF	OPP. STRENGTH	TEAM	ADJ.	CONF.	ADJ CONF.
Average RPI Loss:	159	RECORD	PCT. RANK	GAMES	SCHEDULE	OF SCHEDULE	RPI	RPI	RPI	RPI
DIV. I ONLY	9- 6	118	7-3	260	223	148	148	24	24	
DIV. I NON-CONF.	3- 4	201	1-1	277	172	197	197	23	23	
TOTALS	RPI 1-25	RPI 26-50	W-L RECORDS	RPI 51-100	RPI 101-150	RPI 150+				
9- 6	0- 2	0- 0	OVERALL	1- 0	1- 1	7- 3				
4- 1	0- 0	0- 0	HOME	0- 0	0- 1	4- 0				
4- 5	0- 2	0- 0	AWAY	1- 0	1- 0	2- 3				
1- 0	0- 0	0- 0	NEUTRAL	0- 0	0- 0	1- 0				
3- 4	0- 2	0- 0	NON-CONFERENCE	0- 0	0- 0	3- 2				
1- 0	0- 0	0- 0	HOME	0- 0	0- 0	1- 0				
1- 4	0- 2	0- 0	AWAY	0- 0	0- 0	1- 2				
1- 0	0- 0	0- 0	NEUTRAL	0- 0	0- 0	1- 0				
6- 2	0- 0	0- 0	CONFERENCE	1- 0	1- 1	4- 1				
3- 1	0- 0	0- 0	HOME	0- 0	0- 1	3- 0				
3- 1	0- 0	0- 0	AWAY	1- 0	1- 0	1- 1				
0- 0	0- 0	0- 0	NEUTRAL	0- 0	0- 0	0- 0				

RPI 1-25				RPI 26-50				RPI 51-100				RPI 101+ Team's RPI: 148			
RPI	S	Opponent	Score	RPI	S	Opponent	Score	RPI	S	Opponent	Score	RPI	S	Opponent	Score
3	A	Missouri St.	51 79					94	A	Abilene Christian	70 58	137	A	New Orleans	83 53
19	A	Texas A&M	48 85									150	H	SFA	44 66
												211	H	Central Ark.	67 47
												219	H	Lamar University	49 39
												240	A	Southeastern La.	44 48
												247	A	South Alabama	82 83
												293	H	Nicholls St.	55 49
												294	A	Texas St.	48 57
												299	N	Prairie View	64 52
												322	A	UTRGV	59 54
												322	H	UTRGV	61 50
												334	A	Northwestern St.	72 59
LAST 10 Division I															
137	A	New Orleans	83 53	334	A	Northwestern St.	72 59								
219	H	Lamar University	49 39	19	A	Texas A&M	48 85								
94	A	Abilene Christian	70 58	211	H	Central Ark.	67 47								
150	H	SFA	44 66	293	H	Nicholls St.	55 49								
240	A	Southeastern La.	44 48	322	A	UTRGV	59 54								

Non-Div I Games: UNKNOWN 75 55 Huston-Tillotson 63 49 Texas Wesleyan 90 52

A&M-Corpus Christi

Loss, Non-Conf, S Site, H Home A Away N Neutral

Average RPI Win:	214	WON-LOST	WINNING	LAST 10	STRENGTH OF	OPP. STRENGTH	TEAM	ADJ.	CONF.	ADJ CONF.
Average RPI Loss:	90	RECORD	PCT. RANK	GAMES	SCHEDULE	OF SCHEDULE	RPI	RPI	RPI	RPI
DIV. I ONLY	10- 2	21	9-1	277	145	94	94	24	24	
DIV. I NON-CONF.	4- 1	54	3-0	237	30	56	56	23	23	
TOTALS	RPI 1-25	RPI 26-50	W-L RECORDS	RPI 51-100	RPI 101-150	RPI 150+				
10- 2	0- 0	0- 1	OVERALL	0- 0	3- 1	7- 0				
5- 1	0- 0	0- 0	HOME	0- 0	1- 1	4- 0				
5- 1	0- 0	0- 1	AWAY	0- 0	2- 0	3- 0				
0- 0	0- 0	0- 0	NEUTRAL	0- 0	0- 0	0- 0				
4- 1	0- 0	0- 1	NON-CONFERENCE	0- 0	2- 0	2- 0				
2- 0	0- 0	0- 0	HOME	0- 0	0- 0	2- 0				
2- 1	0- 0	0- 1	AWAY	0- 0	2- 0	0- 0				
0- 0	0- 0	0- 0	NEUTRAL	0- 0	0- 0	0- 0				
6- 1	0- 0	0- 0	CONFERENCE	0- 0	1- 1	5- 0				
3- 1	0- 0	0- 0	HOME	0- 0	1- 1	2- 0				
3- 0	0- 0	0- 0	AWAY	0- 0	0- 0	3- 0				
0- 0	0- 0	0- 0	NEUTRAL	0- 0	0- 0	0- 0				

RPI 1-25				RPI 26-50				RPI 51-100				Team's RPI: 94		RPI 101+			
RPI	S	Opponent	Score	RPI	S	Opponent	Score	RPI	S	Opponent	Score			RPI	S	Opponent	Score
				31	A	Oklahoma	65 78							127	A	Portland	76 69
														133	A	Wright St.	83 64
														137	H	New Orleans	76 62
														148	H	A&M-Corpus Christi	58 70
														159	A	Sam Houston St.	81 73
														203	H	Tulsa	73 63
														219	H	Lamar University	78 72
														240	H	Southeastern La.	61 53
														293	A	Nicholls St.	95 84
														307	H	New Mexico St.	67 54
														326	A	McNeese	90 73
LAST 10 Division I																	
				159	A	Sam Houston St.	81 73					307	H	New Mexico St.	67 54		
				240	H	Southeastern La.	61 53					293	A	Nicholls St.	95 84		
				148	H	A&M-Corpus Christi	58 70					137	H	New Orleans	76 62		
				326	A	McNeese	90 73					203	H	Tulsa	73 63		
				219	H	Lamar University	78 72					127	A	Portland	76 69		

Non-Div I Games: Howard Payne 96 38 Schreiner 110 37 Southwest (NM) 104 52 McMurry 111 43
Abilene Christian

Average RPI Win:	298	WON-LOST	WINNING	LAST 10	STRENGTH OF	OPP. STRENGTH	TEAM	ADJ.	CONF.	ADJ CONF.
Average RPI Loss:	188	RECORD	PCT. RANK	GAMES	SCHEDULE	OF SCHEDULE	RPI	RPI	RPI	RPI
DIV. I ONLY	3- 15	321	2-8	264	252	317	317	17	17	
DIV. I NON-CONF.	1- 9	326	0-2	247	271	332	332	24	24	
TOTALS	RPI 1-25	RPI 26-50	W-L RECORDS	RPI 51-100	RPI 101-150	RPI 150+				
3- 15	0- 0	0- 1	OVERALL	0- 2	0- 1	3- 11				
1- 7	0- 0	0- 0	HOME	0- 0	0- 1	1- 6				
2- 8	0- 0	0- 1	AWAY	0- 2	0- 0	2- 5				
0- 0	0- 0	0- 0	NEUTRAL	0- 0	0- 0	0- 0				
1- 9	0- 0	0- 1	NON-CONFERENCE	0- 1	0- 1	1- 6				
1- 3	0- 0	0- 0	HOME	0- 0	0- 1	1- 2				
0- 6	0- 0	0- 1	AWAY	0- 1	0- 0	0- 4				
0- 0	0- 0	0- 0	NEUTRAL	0- 0	0- 0	0- 0				
2- 6	0- 0	0- 0	CONFERENCE	0- 1	0- 0	2- 5				
0- 4	0- 0	0- 0	HOME	0- 0	0- 0	0- 4				
2- 2	0- 0	0- 0	AWAY	0- 1	0- 0	2- 1				
0- 0	0- 0	0- 0	NEUTRAL	0- 0	0- 0	0- 0				

RPI 1-25				RPI 26-50				RPI 51-100				RPI 101+ Team's RPI: 317			
RPI	S	Opponent	Score	RPI	S	Opponent	Score	RPI	S	Opponent	Score	RPI	S	Opponent	Score
				27	A	Arizona St.	56 87	62	A	Tennessee	54 81	127	H	Portland	56 72
								100	A	Boise St.	61 70	151	H	San Diego	59 70
												183	H	New Mexico	53 75
												186	H	UNLV	60 67
												200	A	Northern Colo.	62 72
												217	H	Wyoming	63 65
												220	A	Cal St. Fullerton	70 79
												250	A	Colorado St.	40 60
												262	A	Navy	59 67
												276	A	Utah St.	62 45
												276	H	Utah St.	52 53
												281	A	Long Beach St.	68 74
												283	H	Army West Point	66 68
												287	A	Nevada	68 61
												330	H	NJIT	68 48
LAST 10 Division I															
				276	H	Utah St.	52 53	186	H	UNLV	60 67				
				250	A	Colorado St.	40 60	220	A	Cal St. Fullerton	70 79				
				100	A	Boise St.	61 70	281	A	Long Beach St.	68 74				
				183	H	New Mexico	53 75	287	A	Nevada	68 61				
				276	A	Utah St.	62 45	217	H	Wyoming	63 65				

Non-Div I Games: Neb. Wesleyan 93 42

Air Force

■ Loss,
 ■ Non-Conf,
 ■ S Site,
 ■ Home
 ■ A Away
 N Neutral

Average RPI Win: 242	WON-LOST	WINNING	LAST 10	STRENGTH OF	OPP. STRENGTH	TEAM	ADJ.	CONF.	ADJ CONF.
Average RPI Loss: 122	RECORD	PCT. RANK	GAMES	SCHEDULE	OF SCHEDULE	RPI	RPI	RPI	RPI
DIV. I ONLY	9- 8	162	5-5	201	209	191	191	10	10
DIV. I NON-CONF.	7- 4	100	3-1	212	299	143	143	10	10
TOTALS	RPI 1-25	RPI 26-50	W-L RECORDS	RPI 51-100	RPI 101-150	RPI 150+			
9- 8	0- 1	0- 0	OVERALL	0- 1	1- 3	8- 3			
4- 5	0- 1	0- 0	HOME	0- 1	1- 2	3- 1			
3- 3	0- 0	0- 0	AWAY	0- 0	0- 1	3- 2			
2- 0	0- 0	0- 0	NEUTRAL	0- 0	0- 0	2- 0			
7- 4	0- 0	0- 0	NON-CONFERENCE	0- 1	1- 2	6- 1			
3- 2	0- 0	0- 0	HOME	0- 1	1- 1	2- 0			
2- 2	0- 0	0- 0	AWAY	0- 0	0- 1	2- 1			
2- 0	0- 0	0- 0	NEUTRAL	0- 0	0- 0	2- 0			
2- 4	0- 1	0- 0	CONFERENCE	0- 0	0- 1	2- 2			
1- 3	0- 1	0- 0	HOME	0- 0	0- 1	1- 1			
1- 1	0- 0	0- 0	AWAY	0- 0	0- 0	1- 1			
0- 0	0- 0	0- 0	NEUTRAL	0- 0	0- 0	0- 0			

RPI	S	Opponent	Score	RPI	S	Opponent	Score	RPI	S	Opponent	Score	RPI	S	Opponent	Score	Team's RPI: 191
22	H	Central Mich.	72 77					55	H	Michigan	71 80	103	H	Duquesne	63 88	
												109	A	Butler	55 76	
												128	H	N.C. A&T	64 52	
												145	H	Western Mich.	51 56	
												162	A	Toledo	61 65	
												164	H	Youngstown St.	91 62	
												187	A	Cleveland St.	62 66	
												194	H	Miami (OH)	70 62	
												195	H	Northern Ill.	65 70	
												197	A	Bowling Green	76 73	
												265	N	Morgan St.	52 45	
												290	A	St. Bonaventure	63 54	
												296	N	Denver	88 72	
												313	A	Detroit Mercy	81 60	
												329	H	Purdue Fort Wayne	64 53	
LAST 10 Division I																
194	H	Miami (OH)	70 62	22	H	Central Mich.	72 77									
195	H	Northern Ill.	65 70	265	N	Morgan St.	52 45									
162	A	Toledo	61 65	296	N	Denver	88 72									
197	A	Bowling Green	76 73	128	H	N.C. A&T	64 52									
145	H	Western Mich.	51 56	109	A	Butler	55 76									

Non-Div I Games:

Akron

■ Loss,
 ■ Non-Conf,
 S Site,
 ■ Home
 ■ Away
 N Neutral

Alabama

Through Games Of Jan. 22, 2020

Average RPI Win:	173	WON-LOST	WINNING	LAST 10	STRENGTH OF	OPP. STRENGTH	TEAM	ADJ.	CONF.	ADJ CONF.
Average RPI Loss:	61	RECORD	PCT. RANK	GAMES	SCHEDULE	OF SCHEDULE	RPI	RPI	RPI	RPI
DIV. I ONLY	11- 7	110	6-4	32	93	63	63	4	4	
DIV. I NON-CONF.	10- 3	60	5-0	102	194	70	70	5	5	
TOTALS	RPI 1-25	RPI 26-50	W-L RECORDS	RPI 51-100	RPI 101-150	RPI 150+				
11- 7	0- 3	0- 0	OVERALL	3- 3	2- 0	6- 1				
6- 4	0- 2	0- 0	HOME	2- 1	0- 0	4- 1				
4- 2	0- 1	0- 0	AWAY	0- 1	2- 0	2- 0				
1- 1	0- 0	0- 0	NEUTRAL	1- 1	0- 0	0- 0				
10- 3	0- 0	0- 0	NON-CONFERENCE	3- 2	1- 0	6- 1				
6- 2	0- 0	0- 0	HOME	2- 1	0- 0	4- 1				
3- 0	0- 0	0- 0	AWAY	0- 0	1- 0	2- 0				
1- 1	0- 0	0- 0	NEUTRAL	1- 1	0- 0	0- 0				
1- 4	0- 3	0- 0	CONFERENCE	0- 1	1- 0	0- 0				
0- 2	0- 2	0- 0	HOME	0- 0	0- 0	0- 0				
1- 2	0- 1	0- 0	AWAY	0- 1	1- 0	0- 0				
0- 0	0- 0	0- 0	NEUTRAL	0- 0	0- 0	0- 0				

RPI	S	Opponent	Score	RPI	S	Opponent	Score	RPI	S	Opponent	Score	RPI	S	Opponent	Score
2	H	South Carolina	78 93					51	N	UNI	87 77	118	A	Tulane	66 56
20	H	Kentucky	71 81					62	A	Tennessee	63 65	146	A	Auburn	75 48
24	A	LSU	60 71					66	H	Iowa St.	66 75	171	A	Clemson	67 54
								73	H	North Carolina	83 77	172	H	Hampton	61 64
								82	N	Southern California	57 60	185	H	Bethune-Cookman	60 49
								95	H	Colgate	72 52	240	H	Southeastern La.	87 50
												247	A	South Alabama	74 62
												248	H	Radford	85 51
												324	H	Mercer	111 56
LAST 10 Division I															
62	A	Tennessee	63 65	240	H	Southeastern La.	87 50								
146	A	Auburn	75 48	248	H	Radford	85 51								
20	H	Kentucky	71 81	185	H	Bethune-Cookman	60 49								
2	H	South Carolina	78 93	73	H	North Carolina	83 77								
24	A	LSU	60 71	95	H	Colgate	72 52								

Non-Div I Games:

Alabama

 Loss,
 Non-Conf, S Site,
 Home
 Away
 N Neutral

Alabama A&M

Through Games Of Jan. 22, 2020

Average RPI Win:	314	WON-LOST	WINNING	LAST 10	STRENGTH OF	OPP. STRENGTH	TEAM	ADJ.	CONF.	ADJ CONF.
Average RPI Loss:	170	RECORD	PCT. RANK	GAMES	SCHEDULE	OF SCHEDULE	RPI	RPI	RPI	RPI
DIV. I ONLY	7- 9	208	5-5	337	319	274	274	31	31	
DIV. I NON-CONF.	4- 7	225	2-3	236	305	222	222	27	27	
TOTALS	RPI 1-25	RPI 26-50	W-L RECORDS	RPI 51-100	RPI 101-150	RPI 150+				
7- 9	0- 0	0- 0	OVERALL	0- 2	0- 2	7- 5				
2- 2	0- 0	0- 0	HOME	0- 1	0- 1	2- 0				
4- 6	0- 0	0- 0	AWAY	0- 1	0- 1	4- 4				
1- 1	0- 0	0- 0	NEUTRAL	0- 0	0- 0	1- 1				
4- 7	0- 0	0- 0	NON-CONFERENCE	0- 2	0- 2	4- 3				
0- 2	0- 0	0- 0	HOME	0- 1	0- 1	0- 0				
4- 4	0- 0	0- 0	AWAY	0- 1	0- 1	4- 2				
0- 1	0- 0	0- 0	NEUTRAL	0- 0	0- 0	0- 1				
3- 2	0- 0	0- 0	CONFERENCE	0- 0	0- 0	3- 2				
2- 0	0- 0	0- 0	HOME	0- 0	0- 0	2- 0				
0- 2	0- 0	0- 0	AWAY	0- 0	0- 0	0- 2				
1- 0	0- 0	0- 0	NEUTRAL	0- 0	0- 0	1- 0				

RPI 1-25			RPI 26-50			RPI 51-100			RPI 101+			Team's RPI: 274
RPI	S	Opponent	Score	RPI	S	Opponent	Score	RPI	S	Opponent	Score	
						60 A Nebraska	46 68	114 A Cincinnati		47 62		
						84 H North Florida	64 73	149 H Austin Peay		61 67		
								161 N North Ala.		65 80		
								163 A Jackson St.		53 67		
								168 A Memphis		71 79		
								270 A San Diego St.		61 53		
								296 A Denver		86 83		
								297 A California Baptist		55 60		
								303 H Ark.-Pine Bluff		74 55		
								310 N Alabama St.		75 48		
								316 A Georgia St.		67 52		
								337 A Grambling		59 69		
								350 A Florida A&M		77 53		
								351 H Mississippi Val.		68 48		
LAST 10 Division I												
						310 N Alabama St.	75 48	168 A Memphis		71 79		
						351 H Mississippi Val.	68 48	350 A Florida A&M		77 53		
						303 H Ark.-Pine Bluff	74 55	114 A Cincinnati		47 62		
						163 A Jackson St.	53 67	149 H Austin Peay		61 67		
						337 A Grambling	59 69	296 A Denver		86 83		

Non-Div I Games:

Alabama A&M

■ Loss,
 ■ Non-Conf,
 ■ S Site,
 ■ H Home
 ■ A Away
 N Neutral

Average RPI Win:	331	WON-LOST	WINNING	LAST 10	STRENGTH OF	OPP. STRENGTH	TEAM	ADJ.	CONF.	ADJ CONF.
Average RPI Loss:	157	RECORD	PCT. RANK	GAMES	SCHEDULE	OF SCHEDULE	RPI	RPI	RPI	RPI
DIV. I ONLY	3- 11	309	2-8	275	197	310	310	31	31	
DIV. I NON-CONF.	1- 8	322	0-5	86	65	284	284	27	27	
TOTALS	RPI 1-25	RPI 26-50	W-L RECORDS	RPI 51-100	RPI 101-150	RPI 150+				
3- 11	0- 2	0- 0	OVERALL	0- 1	0- 1	3- 7				
2- 3	0- 0	0- 0	HOME	0- 0	0- 0	2- 3				
1- 7	0- 2	0- 0	AWAY	0- 1	0- 1	1- 3				
0- 1	0- 0	0- 0	NEUTRAL	0- 0	0- 0	0- 1				
1- 8	0- 2	0- 0	NON-CONFERENCE	0- 1	0- 1	1- 4				
1- 2	0- 0	0- 0	HOME	0- 0	0- 0	1- 2				
0- 6	0- 2	0- 0	AWAY	0- 1	0- 1	0- 2				
0- 0	0- 0	0- 0	NEUTRAL	0- 0	0- 0	0- 0				
2- 3	0- 0	0- 0	CONFERENCE	0- 0	0- 0	2- 3				
1- 1	0- 0	0- 0	HOME	0- 0	0- 0	1- 1				
1- 1	0- 0	0- 0	AWAY	0- 0	0- 0	1- 1				
0- 1	0- 0	0- 0	NEUTRAL	0- 0	0- 0	0- 1				

RPI 1-25				RPI 26-50				RPI 51-100				RPI 101+ Team's RPI: 310			
RPI	S	Opponent	Score	RPI	S	Opponent	Score	RPI	S	Opponent	Score	RPI	S	Opponent	Score
2	A	South Carolina	43 103					85	A	South Fla.	29 80	115	A	Wisconsin	67 85
13	A	DePaul	76 105									161	H	North Ala.	60 81
												163	A	Jackson St.	62 94
												166	H	Samford	48 83
												171	A	Clemson	43 76
												274	N	Alabama A&M	48 75
												275	A	Ole Miss	66 93
												303	H	Ark.-Pine Bluff	62 73
												304	H	Jacksonville St.	68 63
												337	A	Grambling	73 59
												351	H	Mississippi Val.	77 64
LAST 10 Division I															
274	N	Alabama A&M	48 75	275	A	Ole Miss	66 93								
303	H	Ark.-Pine Bluff	62 73	161	H	North Ala.	60 81								
351	H	Mississippi Val.	77 64	13	A	DePaul	76 105								
337	A	Grambling	73 59	115	A	Wisconsin	67 85								
163	A	Jackson St.	62 94	85	A	South Fla.	29 80								

Non-Div I Games: Mobile 76 66 Paine 84 58

Alabama St.

■ Loss,
 ■ Non-Conf,
 ■ S Site,
 ■ Home
 ■ A Away
 N Neutral

Albany (NY)

Through Games Of Jan. 22, 2020

Average RPI Win:	260	WON-LOST	WINNING	LAST 10	STRENGTH OF	OPP. STRENGTH	TEAM	ADJ.	CONF.	ADJ CONF.
Average RPI Loss:	217	RECORD	PCT. RANK	GAMES	SCHEDULE	OF SCHEDULE	RPI	RPI	RPI	RPI
DIV. I ONLY	5- 13	283	2-8	295	332	320	320	28	28	
DIV. I NON-CONF.	3- 9	279	0-4	334	315	333	333	29	29	
TOTALS	RPI 1-25	RPI 26-50	W-L RECORDS	RPI 51-100	RPI 101-150	RPI 150+				
5- 13	0- 0	0- 0	OVERALL	0- 3	0- 0	5- 10				
3- 7	0- 0	0- 0	HOME	0- 1	0- 0	3- 6				
2- 6	0- 0	0- 0	AWAY	0- 2	0- 0	2- 4				
0- 0	0- 0	0- 0	NEUTRAL	0- 0	0- 0	0- 0				
3- 9	0- 0	0- 0	NON-CONFERENCE	0- 2	0- 0	3- 7				
1- 5	0- 0	0- 0	HOME	0- 0	0- 0	1- 5				
2- 4	0- 0	0- 0	AWAY	0- 2	0- 0	2- 2				
0- 0	0- 0	0- 0	NEUTRAL	0- 0	0- 0	0- 0				
2- 4	0- 0	0- 0	CONFERENCE	0- 1	0- 0	2- 3				
2- 2	0- 0	0- 0	HOME	0- 1	0- 0	2- 1				
0- 2	0- 0	0- 0	AWAY	0- 0	0- 0	0- 2				
0- 0	0- 0	0- 0	NEUTRAL	0- 0	0- 0	0- 0				







































RPI S	Opponent	Score	RPI S	Opponent	Score	RPI S	Opponent	Score	RPI S	Opponent	Score	Team's RPI: 320
						78	A Marist	52 76	154	H Columbia	82 78	
						93	H Stony Brook	53 73	160	H Cornell	51 71	
						98	A Syracuse	53 75	196	H Binghamton	56 53	
									210	H Boston U.	58 60	
									222	H Lafayette	47 54	
									229	A Maine	49 60	
									230	A UMass Lowell	51 53	
									273	H Vermont	58 49	
									279	H New Hampshire	47 48	
									285	H Monmouth	41 53	
									306	H St. Francis Brooklyn	41 49	
									309	A Siena	46 52	
									319	A Bryant	55 68	
									333	A Canisius	70 53	
									345	A Central Conn. St.	73 63	
LAST 10 Division I												
			230	A UMass Lowell	51 53	273	H Vermont	58 49				
			93	H Stony Brook	53 73	285	H Monmouth	41 53				
			279	H New Hampshire	47 48	319	A Bryant	55 68				
			229	A Maine	49 60	306	H St. Francis Brooklyn	41 49				
			196	H Binghamton	56 53	309	A Siena	46 52				

Non-Div I Games: FDU-Florham 81 21

Albany (NY)





Loss, Non-Conf, S Site, H Home A Away N Neutral

Average RPI Win: 329	WON-LOST	WINNING	LAST 10	STRENGTH OF	OPP. STRENGTH	TEAM	ADJ.	CONF.	ADJ CONF.
Average RPI Loss: 193	RECORD	PCT. RANK	GAMES	SCHEDULE	OF SCHEDULE	RPI	RPI	RPI	RPI
DIV. I ONLY	6- 10	241	5-5	348	296	308	308	31	31
DIV. I NON-CONF.	2- 8	295	1-3	314	308	329	329	27	27
TOTALS	RPI 1-25	RPI 26-50	W-L RECORDS	RPI 51-100	RPI 101-150	RPI 150+			
6- 10	0- 0	0- 0	OVERALL	0- 1	0- 1	6- 8			
2- 2	0- 0	0- 0	HOME	0- 0	0- 0	2- 2			
4- 6	0- 0	0- 0	AWAY	0- 1	0- 1	4- 4			
0- 2	0- 0	0- 0	NEUTRAL	0- 0	0- 0	0- 2			
2- 8	0- 0	0- 0	NON-CONFERENCE	0- 0	0- 1	2- 7			
1- 1	0- 0	0- 0	HOME	0- 0	0- 0	1- 1			
1- 5	0- 0	0- 0	AWAY	0- 0	0- 1	1- 4			
0- 2	0- 0	0- 0	NEUTRAL	0- 0	0- 0	0- 2			
4- 2	0- 0	0- 0	CONFERENCE	0- 1	0- 0	4- 1			
1- 1	0- 0	0- 0	HOME	0- 0	0- 0	1- 1			
3- 1	0- 0	0- 0	AWAY	0- 1	0- 0	3- 0			
0- 0	0- 0	0- 0	NEUTRAL	0- 0	0- 0	0- 0			

RPI 1-25			RPI 26-50			RPI 51-100			RPI 101+			Team's RPI: 308
RPI	S	Opponent	Score	RPI	S	Opponent	Score	RPI	S	Opponent	Score	
						97  Texas Southern	70  105	150  SFA			62  67	
								156  UAB			65  86	
								163  Jackson St.			67  83	
								168  Memphis			51  57	
								171 N Clemson			46  77	
								208  UTEP			47  92	
								246  North Texas			31  67	
								275 N Ole Miss			55  73	
								294  Texas St.			59  67	
								299  Prairie View			68 63	
								303  Ark.-Pine Bluff			77 75	
								331  Tennessee St.			62 57	
								337  Grambling			80 54	
								350  Florida A&M			58 42	
								351  Mississippi Val.			81 67	
LAST 10 Division I												
303  Ark.-Pine Bluff			77 75	299  Prairie View			68 63					
351  Mississippi Val.			81 67	294  Texas St.			59  67					
337  Grambling			80 54	156  UAB			65  86					
163  Jackson St.			67  83	350  Florida A&M			58 42					
97  Texas Southern			70  105	171 N Clemson			46  77					

Non-Div I Games: Tougaloo 85 61 Louisiana Col. 86 50

Alcorn

 Loss,  Non-Conf, S Site,  Home  Away N Neutral

Average RPI Win:	200	WON-LOST	WINNING	LAST 10	STRENGTH OF	OPP. STRENGTH	TEAM	ADJ.	CONF.	ADJ CONF.
Average RPI Loss:	126	RECORD	PCT. RANK	GAMES	SCHEDULE	OF SCHEDULE	RPI	RPI	RPI	RPI
DIV. I ONLY	7- 10	217	5-5	129	153	197	197	15	15	
DIV. I NON-CONF.	4- 6	212	2-1	165	114	202	202	15	15	
TOTALS	RPI 1-25	RPI 26-50	W-L RECORDS	RPI 51-100	RPI 101-150	RPI 150+				
7- 10	0- 0	0- 1	OVERALL	2- 3	0- 2	5- 4				
6- 2	0- 0	0- 0	HOME	2- 1	0- 1	4- 0				
1- 7	0- 0	0- 1	AWAY	0- 1	0- 1	1- 4				
0- 1	0- 0	0- 0	NEUTRAL	0- 1	0- 0	0- 0				
4- 6	0- 0	0- 0	NON-CONFERENCE	1- 3	0- 0	3- 3				
3- 1	0- 0	0- 0	HOME	1- 1	0- 0	2- 0				
1- 4	0- 0	0- 0	AWAY	0- 1	0- 0	1- 3				
0- 1	0- 0	0- 0	NEUTRAL	0- 1	0- 0	0- 0				
3- 4	0- 0	0- 1	CONFERENCE	1- 0	0- 2	2- 1				
3- 1	0- 0	0- 0	HOME	1- 0	0- 1	2- 0				
0- 3	0- 0	0- 1	AWAY	0- 0	0- 1	0- 1				
0- 0	0- 0	0- 0	NEUTRAL	0- 0	0- 0	0- 0				

RPI 1-25				RPI 26-50				RPI 51-100				RPI 101+ Team's RPI: 197			
RPI	S	Opponent	Score	RPI	S	Opponent	Score	RPI	S	Opponent	Score	RPI	S	Opponent	Score
				48	A	Bucknell	43 68	70	H	Minnesota	53 70	108	A	Holy Cross	59 72
								71	A	Ohio	69 81	117	H	Lehigh	63 64
								83	N	Buffalo	55 73	153	H	George Washington	66 53
								91	H	Villanova	76 54	174	A	Saint Joseph's	51 72
								95	H	Colgate	63 61	177	A	Towson	60 63
												206	A	George Mason	55 73
												210	A	Boston U.	44 59
												241	H	High Point	56 48
												248	A	Radford	59 55
												283	H	Army West Point	73 57
												288	H	Loyola Maryland	63 44
LAST 10 Division I															
				288	H	Loyola Maryland	63 44	210	A	Boston U.	44 59				
				108	A	Holy Cross	59 72	95	H	Colgate	63 61				
				48	A	Bucknell	43 68	153	H	George Washington	66 53				
				117	H	Lehigh	63 64	248	A	Radford	59 55				
				283	H	Army West Point	73 57	70	H	Minnesota	53 70				

Non-Div I Games:

American

■ Loss,
■ Non-Conf,
■ S Site,
■ H Home
■ A Away
N Neutral

Appalachian St.

Through Games Of Jan. 22, 2020

Average RPI Win:	312	WON-LOST	WINNING	LAST 10	STRENGTH OF	OPP. STRENGTH	TEAM	ADJ.	CONF.	ADJ CONF.
Average RPI Loss:	140	RECORD	PCT. RANK	GAMES	SCHEDULE	OF SCHEDULE	RPI	RPI	RPI	RPI
DIV. I ONLY	4- 13	301	2-8	152	240	267	267	22	22	
DIV. I NON-CONF.	3- 8	268	1-3	202	222	263	263	22	22	
TOTALS	RPI 1-25	RPI 26-50	W-L RECORDS	RPI 51-100	RPI 101-150	RPI 150+				
4- 13	0- 1	0- 0	OVERALL	0- 2	0- 5	4- 5				
2- 4	0- 0	0- 0	HOME	0- 0	0- 2	2- 2				
1- 8	0- 1	0- 0	AWAY	0- 2	0- 3	1- 2				
1- 1	0- 0	0- 0	NEUTRAL	0- 0	0- 0	1- 1				
3- 8	0- 1	0- 0	NON-CONFERENCE	0- 1	0- 3	3- 3				
1- 2	0- 0	0- 0	HOME	0- 0	0- 0	1- 2				
1- 5	0- 1	0- 0	AWAY	0- 1	0- 3	1- 0				
1- 1	0- 0	0- 0	NEUTRAL	0- 0	0- 0	1- 1				
1- 5	0- 0	0- 0	CONFERENCE	0- 1	0- 2	1- 2				
1- 2	0- 0	0- 0	HOME	0- 0	0- 2	1- 0				
0- 3	0- 0	0- 0	AWAY	0- 1	0- 0	0- 2				
0- 0	0- 0	0- 0	NEUTRAL	0- 0	0- 0	0- 0				

RPI 1-25				RPI 26-50				RPI 51-100				RPI 101+ Team's RPI: 267			
RPI	S	Opponent	Score	RPI	S	Opponent	Score	RPI	S	Opponent	Score	RPI	S	Opponent	Score
2	A	South Carolina	50 92					55	A	Michigan	35 62	105	A	Elon	66 67
								72	A	Troy	55 84	106	H	Coastal Caro.	53 80
												110	A	VCU	38 66
												120	H	UT Arlington	60 82
												125	A	UNC Greensboro	47 54
												185	N	Bethune-Cookman	44 61
												218	H	Gardner-Webb	56 67
												232	H	ETSU	61 67
												238	A	Arkansas St.	58 76
												247	A	South Alabama	66 81
												294	H	Texas St.	73 65
												298	A	Wofford	54 51
												324	H	Mercer	77 68
												333	N	Canisius	74 57
LAST 10 Division I															
106	H	Coastal Caro.	53 80	247	A	South Alabama	66 81	125	A	UNC Greensboro	47 54	333	N	Canisius	74 57
238	A	Arkansas St.	58 76	55	A	Michigan	35 62	185	N	Bethune-Cookman	44 61				
294	H	Texas St.	73 65												
120	H	UT Arlington	60 82												
72	A	Troy	55 84												

Non-Div I Games:

Appalachian St.

■ Loss,
 ■ Non-Conf, S Site,
 ■ Home
 ■ Away
 N Neutral

Arizona

Through Games Of Jan. 22, 2020

Average RPI Win:	189	WON-LOST	WINNING	LAST 10	STRENGTH OF	OPP. STRENGTH	TEAM	ADJ.	CONF.	ADJ CONF.
Average RPI Loss:	9	RECORD	PCT. RANK	GAMES	SCHEDULE	OF SCHEDULE	RPI	RPI	RPI	RPI
DIV. I ONLY	15- 3	21	7-3	112	79	41	41	1	1	
DIV. I NON-CONF.	11- 0	1	3-0	325	256	76	76	1	1	
TOTALS	RPI 1-25	RPI 26-50	W-L RECORDS	RPI 51-100	RPI 101-150	RPI 150+				
15- 3	0- 3	2- 0	OVERALL	2- 0	1- 0	10- 0				
7- 2	0- 2	0- 0	HOME	0- 0	0- 0	7- 0				
8- 1	0- 1	2- 0	AWAY	2- 0	1- 0	3- 0				
0- 0	0- 0	0- 0	NEUTRAL	0- 0	0- 0	0- 0				
11- 0	0- 0	1- 0	NON-CONFERENCE	0- 0	0- 0	10- 0				
7- 0	0- 0	0- 0	HOME	0- 0	0- 0	7- 0				
4- 0	0- 0	1- 0	AWAY	0- 0	0- 0	3- 0				
0- 0	0- 0	0- 0	NEUTRAL	0- 0	0- 0	0- 0				
4- 3	0- 3	1- 0	CONFERENCE	2- 0	1- 0	0- 0				
0- 2	0- 2	0- 0	HOME	0- 0	0- 0	0- 0				
4- 1	0- 1	1- 0	AWAY	2- 0	1- 0	0- 0				
0- 0	0- 0	0- 0	NEUTRAL	0- 0	0- 0	0- 0				

RPI 1-25				RPI 26-50				Team's RPI: 41				RPI 51-100				RPI 101+			
RPI	S	Opponent	Score	RPI	S	Opponent	Score	RPI	S	Opponent	Score	RPI	S	Opponent	Score	RPI	S	Opponent	Score
7	H	Oregon	64 71	27	A	Arizona St.	58 53	74	A	Washington St.	74 67	104	A	Washington	66 58				
9	A	UCLA	58 70	45	A	Texas	83 58	82	A	Southern California	65 57	165	A	Montana	77 42				
10	H	Oregon St.	61 63									167	H	Santa Clara	65 52				
												190	H	North Dakota	74 42				
												208	A	UTEP	54 43				
												236	H	UC Riverside	70 27				
												280	H	UC Santa Barbara	61 42				
												285	H	Monmouth	86 34				
												299	H	Prairie View	83 48				
												331	H	Tennessee St.	77 42				
												347	A	Chicago St.	82 50				
LAST 10 Division I																			
104	A	Washington	66 58	82	A	Southern California	65 57												
74	A	Washington St.	74 67	27	A	Arizona St.	58 53												
7	H	Oregon	64 71	280	H	UC Santa Barbara	61 42												
10	H	Oregon St.	61 63	331	H	Tennessee St.	77 42												
9	A	UCLA	58 70	208	A	UTEP	54 43												

Non-Div I Games:

Arizona

Loss, Non-Conf, S Site, H Home A Away N Neutral

Average RPI Win:	157	WON-LOST	WINNING	LAST 10	STRENGTH OF	OPP. STRENGTH	TEAM	ADJ.	CONF.	ADJ CONF.
Average RPI Loss:	36	RECORD	PCT. RANK	GAMES	SCHEDULE	OF SCHEDULE	RPI	RPI	RPI	RPI
DIV. I ONLY	15- 4	35	8-2	61	31	27	27	1	1	
DIV. I NON-CONF.	10- 2	30	3-0	253	83	75	75	1	1	
TOTALS	RPI 1-25	RPI 26-50	W-L RECORDS	RPI 51-100	RPI 101-150	RPI 150+				
15- 4	3- 2	0- 1	OVERALL	4- 1	1- 0	7- 0				
9- 1	3- 0	0- 1	HOME	1- 0	0- 0	5- 0				
4- 2	0- 1	0- 0	AWAY	2- 1	1- 0	1- 0				
2- 1	0- 1	0- 0	NEUTRAL	1- 0	0- 0	1- 0				
10- 2	1- 1	0- 0	NON-CONFERENCE	2- 1	0- 0	7- 0				
7- 0	1- 0	0- 0	HOME	1- 0	0- 0	5- 0				
1- 1	0- 0	0- 0	AWAY	0- 1	0- 0	1- 0				
2- 1	0- 1	0- 0	NEUTRAL	1- 0	0- 0	1- 0				
5- 2	2- 1	0- 1	CONFERENCE	2- 0	1- 0	0- 0				
2- 1	2- 0	0- 1	HOME	0- 0	0- 0	0- 0				
3- 1	0- 1	0- 0	AWAY	2- 0	1- 0	0- 0				
0- 0	0- 0	0- 0	NEUTRAL	0- 0	0- 0	0- 0				

RPI S	Opponent	Score	RPI S	Opponent	Score	RPI S	Opponent	Score	RPI S	Opponent	Score
7	H Oregon	72 66	41	H Arizona	53 58	52	N Middle Tenn.	61 60	104	A Washington	67 50
9	A UCLA	66 68				65	H BYU	60 52	183	H New Mexico	84 47
10	H Oregon St.	55 47				70	A Minnesota	66 80	229	N Maine	57 31
23	H Creighton	70 55				74	A Washington St.	65 56	277	H Idaho St.	74 69
25	N Purdue	52 59				82	A Southern California	63 54	283	H Army West Point	83 51
									307	A New Mexico St.	70 47
									317	H Air Force	87 56
									339	H Cal Poly	66 41
LAST 10 Division I											
74	A Washington St.	65 56	9	A UCLA	66 68						
104	A Washington	67 50	41	H Arizona	53 58						
10	H Oregon St.	55 47	23	H Creighton	70 55						
7	H Oregon	72 66	307	A New Mexico St.	70 47						
82	A Southern California	63 54	183	H New Mexico	84 47						

Non-Div I Games:

Arizona St.

NEW YORK STATE				Through Games of Sun. 11/ 1/ 1910						
Average RPI Win:	331	WON-LOST	WINNING	LAST 10	STRENGTH OF	OPP. STRENGTH	TEAM	ADJ.	CONF.	ADJ CONF.
Average RPI Loss:	176	RECORD	PCT. RANK	GAMES	SCHEDULE	OF SCHEDULE	RPI	RPI	RPI	RPI
DIV. I ONLY	2- 12	326	2-8	240	322	303	303	31	31	
DIV. I NON-CONF.	0- 9	338	0-5	64	229	303	303	27	27	
TOTALS	RPI 1-25	RPI 26-50	W-L RECORDS	RPI 51-100	RPI 101-150	RPI 150+				
2- 12	0- 0	0- 0	OVERALL	0- 3	0- 2	2- 7				
0- 2	0- 0	0- 0	HOME	0- 0	0- 0	0- 2				
2- 10	0- 0	0- 0	AWAY	0- 3	0- 2	2- 5				
0- 0	0- 0	0- 0	NEUTRAL	0- 0	0- 0	0- 0				
0- 9	0- 0	0- 0	NON-CONFERENCE	0- 3	0- 2	0- 4				
0- 0	0- 0	0- 0	HOME	0- 0	0- 0	0- 0				
0- 9	0- 0	0- 0	AWAY	0- 3	0- 2	0- 4				
0- 0	0- 0	0- 0	NEUTRAL	0- 0	0- 0	0- 0				
2- 3	0- 0	0- 0	CONFERENCE	0- 0	0- 0	2- 3				
0- 2	0- 0	0- 0	HOME	0- 0	0- 0	0- 2				
2- 1	0- 0	0- 0	AWAY	0- 0	0- 0	2- 1				
0- 0	0- 0	0- 0	NEUTRAL	0- 0	0- 0	0- 0				

RPI 1-25				RPI 26-50				RPI 51-100				RPI 101+				Team's RPI: 303	
RPI	S	Opponent	Score	RPI	S	Opponent	Score	RPI	S	Opponent	Score	RPI	S	Opponent	Score		
								62	A	Tennessee	51 92	106	A	Coastal Caro.	69 76		
								66	A	Iowa St.	40 90	136	A	Illinois	50 65		
								74	A	Washington St.	56 85	152	A	Wichita St.	50 100		
												169	A	Texas Tech	55 81		
												238	A	Arkansas St.	60 81		
												239	H	Southern U.	43 70		
												274	A	Alabama A&M	55 74		
												284	A	Milwaukee	55 69		
												308	H	Alcorn	75 77		
												310	A	Alabama St.	73 62		
												351	A	Mississippi Val.	80 77		
LAST 10 Division I																	
				308	H	Alcorn	75 77	169	A	Texas Tech	55 81						
				239	H	Southern U.	43 70	152	A	Wichita St.	50 100						
				310	A	Alabama St.	73 62	238	A	Arkansas St.	60 81						
				274	A	Alabama A&M	55 74	74	A	Washington St.	56 85						
				351	A	Mississippi Val.	80 77	66	A	Iowa St.	40 90						

Non-Div I Games: Philander Smith 66 54

Ark.-Pine Bluff

■ Loss, ■ Non-Conf, S Site, H Home A Away N Neutral

Arkansas

Through Games Of Jan. 22, 2020

Average RPI Win:	165	WON-LOST	WINNING	LAST 10	STRENGTH OF	OPP. STRENGTH	TEAM	ADJ.	CONF.	ADJ CONF.
Average RPI Loss:	41	RECORD	PCT. RANK	GAMES	SCHEDULE	OF SCHEDULE	RPI	RPI	RPI	RPI
DIV. I ONLY	15- 3	21	8-2	111	35	37	37	4	4	
DIV. I NON-CONF.	12- 1	9	5-0	195	95	34	34	5	5	
TOTALS	RPI 1-25	RPI 26-50	W-L RECORDS	RPI 51-100	RPI 101-150	RPI 150+				
15- 3	0- 2	0- 0	OVERALL	4- 0	5- 1	6- 0				
11- 1	0- 1	0- 0	HOME	3- 0	2- 0	6- 0				
2- 2	0- 1	0- 0	AWAY	1- 0	1- 1	0- 0				
2- 0	0- 0	0- 0	NEUTRAL	0- 0	2- 0	0- 0				
12- 1	0- 0	0- 0	NON-CONFERENCE	3- 0	3- 1	6- 0				
10- 0	0- 0	0- 0	HOME	3- 0	1- 0	6- 0				
0- 1	0- 0	0- 0	AWAY	0- 0	0- 1	0- 0				
2- 0	0- 0	0- 0	NEUTRAL	0- 0	2- 0	0- 0				
3- 2	0- 2	0- 0	CONFERENCE	1- 0	2- 0	0- 0				
1- 1	0- 1	0- 0	HOME	0- 0	1- 0	0- 0				
2- 1	0- 1	0- 0	AWAY	1- 0	1- 0	0- 0				
0- 0	0- 0	0- 0	NEUTRAL	0- 0	0- 0	0- 0				

RPI 1-25				RPI 26-50		Team's RPI: 37		RPI 51-100				RPI 101+			
RPI	S	Opponent	Score	RPI	S	Opponent	Score	RPI	S	Opponent	Score	RPI	S	Opponent	Score
2	A	South Carolina	82 91					61	A	Vanderbilt	100 66	101	A	California	80 84
19	H	Texas A&M	77 84					68	H	UT Martin	96 46	115	N	Wisconsin	68 64
								86	H	Belmont	91 60	124	N	Fordham	71 59
								93	H	Stony Brook	88 58	137	H	New Orleans	82 52
												146	A	Auburn	86 70
												147	H	Missouri	90 73
												180	H	Kansas St.	81 72
												202	H	Little Rock	86 53
												203	H	Tulsa	91 41
												255	H	Oral Roberts	96 64
												326	H	McNeese	101 58
												334	H	Northwestern St.	99 39
LAST 10 Division I															
				61	A	Vanderbilt	100 66	68	H	UT Martin	96 46				
				147	H	Missouri	90 73	202	H	Little Rock	86 53				
				2	A	South Carolina	82 91	334	H	Northwestern St.	99 39				
				146	A	Auburn	86 70	203	H	Tulsa	91 41				
				19	H	Texas A&M	77 84	180	H	Kansas St.	81 72				

Non-Div I Games:

Arkansas

■ Loss,
 ■ Non-Conf, S Site,
 ■ Home
 ■ Away
 N Neutral

Average RPI Win:	291	WON-LOST	WINNING	LAST 10	STRENGTH OF	OPP. STRENGTH	TEAM	ADJ.	CONF.	ADJ CONF.
Average RPI Loss:	149	RECORD	PCT. RANK	GAMES	SCHEDULE	OF SCHEDULE	RPI	RPI	RPI	RPI
DIV. I ONLY	6- 10	241	5-5	243	204	238	238	22	22	
DIV. I NON-CONF.	2- 8	295	1-3	131	242	254	254	22	22	
TOTALS	RPI 1-25	RPI 26-50	W-L RECORDS	RPI 51-100	RPI 101-150	RPI 150+				
6- 10	0- 2	0- 0	OVERALL	0- 0	0- 2	6- 6				
4- 1	0- 0	0- 0	HOME	0- 0	0- 0	4- 1				
2- 8	0- 2	0- 0	AWAY	0- 0	0- 1	2- 5				
0- 1	0- 0	0- 0	NEUTRAL	0- 0	0- 1	0- 0				
2- 8	0- 2	0- 0	NON-CONFERENCE	0- 0	0- 1	2- 5				
1- 1	0- 0	0- 0	HOME	0- 0	0- 0	1- 1				
1- 6	0- 2	0- 0	AWAY	0- 0	0- 0	1- 4				
0- 1	0- 0	0- 0	NEUTRAL	0- 0	0- 1	0- 0				
4- 2	0- 0	0- 0	CONFERENCE	0- 0	0- 1	4- 1				
3- 0	0- 0	0- 0	HOME	0- 0	0- 0	3- 0				
1- 2	0- 0	0- 0	AWAY	0- 0	0- 1	1- 1				
0- 0	0- 0	0- 0	NEUTRAL	0- 0	0- 0	0- 0				

RPI 1-25				RPI 26-50				RPI 51-100				RPI 101+ Team's RPI: 238			
RPI	S	Opponent	Score	RPI	S	Opponent	Score	RPI	S	Opponent	Score	RPI	S	Opponent	Score
11	A	Baylor	43 111									120	A	UT Arlington	44 71
13	A	DePaul	64 109									128	N	N.C. A&T	50 55
												168	A	Memphis	50 78
												176	H	Southeast Mo. St.	67 79
												202	A	Little Rock	58 67
												203	A	Tulsa	77 79
												205	A	Murray St.	62 77
												259	A	Louisiana Tech	54 67
												267	H	Appalachian St.	76 58
												270	A	San Diego St.	71 62
												294	A	Texas St.	56 53
												295	H	Ga. Southern	69 62
												303	H	Ark.-Pine Bluff	81 60
												316	H	Georgia St.	70 68
LAST 10 Division I															
202	A	Little Rock	58 67	120	A	UT Arlington	44 71								
267	H	Appalachian St.	76 58	259	A	Louisiana Tech	54 67								
295	H	Ga. Southern	69 62	11	A	Baylor	43 111								
316	H	Georgia St.	70 68	168	A	Memphis	50 78								
294	A	Texas St.	56 53	303	H	Ark.-Pine Bluff	81 60								

Non-Div I Games: Central Baptist 88 63

Arkansas St.

■ Loss,
 ■ Non-Conf, S Site,
 ■ Home
 ■ Away
 N Neutral

Army West Point

Through Games Of Jan. 22, 2020

Average RPI Win:	286	WON-LOST	WINNING	LAST 10	STRENGTH OF	OPP. STRENGTH	TEAM	ADJ.	CONF.	ADJ CONF.
Average RPI Loss:	153	RECORD	PCT. RANK	GAMES	SCHEDULE	OF SCHEDULE	RPI	RPI	RPI	RPI
DIV. I ONLY	5- 13	283	2-8	188	278	283	283	15	15	
DIV. I NON-CONF.	4- 7	225	1-2	229	323	257	257	15	15	
TOTALS	RPI 1-25	RPI 26-50	W-L RECORDS	RPI 51-100	RPI 101-150	RPI 150+				
5- 13	0- 0	0- 4	OVERALL	0- 1	1- 0	4- 8				
3- 6	0- 0	0- 2	HOME	0- 0	1- 0	2- 4				
2- 7	0- 0	0- 2	AWAY	0- 1	0- 0	2- 4				
0- 0	0- 0	0- 0	NEUTRAL	0- 0	0- 0	0- 0				
4- 7	0- 0	0- 3	NON-CONFERENCE	0- 0	0- 0	4- 4				
2- 3	0- 0	0- 1	HOME	0- 0	0- 0	2- 2				
2- 4	0- 0	0- 2	AWAY	0- 0	0- 0	2- 2				
0- 0	0- 0	0- 0	NEUTRAL	0- 0	0- 0	0- 0				
1- 6	0- 0	0- 1	CONFERENCE	0- 1	1- 0	0- 4				
1- 3	0- 0	0- 1	HOME	0- 0	1- 0	0- 2				
0- 3	0- 0	0- 0	AWAY	0- 1	0- 0	0- 2				
0- 0	0- 0	0- 0	NEUTRAL	0- 0	0- 0	0- 0				

RPI S	Opponent	Score	RPI S	Opponent	Score	RPI S	Opponent	Score	RPI S	Opponent	Score	Team's RPI: 283
26	H TCU	52 66	27	A Arizona St.	51 83	95	A Colgate	93 100	108	H Holy Cross	61 48	
47	A St. John's (NY)	60 96	48	H Bucknell	52 63				154	H Columbia	62 71	
									157	H William & Mary	65 77	
									197	A American	57 73	
									210	H Boston U.	66 72	
									213	A Manhattan	56 86	
									222	H Lafayette	52 57	
									288	A Loyola Maryland	59 68	
									306	A St. Francis Brooklyn	64 70	
									317	A Air Force	68 66	
									319	H Bryant	81 75	
									336	A Fairleigh Dickinson	70 68	
									348	H LIU Brooklyn	67 60	
LAST 10 Division I												
222	H Lafayette	52 57	95	A Colgate	93 100							
288	A Loyola Maryland	59 68	48	H Bucknell	52 63							
108	H Holy Cross	61 48	319	H Bryant	81 75							
210	H Boston U.	66 72	213	A Manhattan	56 86							
197	A American	57 73	47	A St. John's (NY)	60 96							

Non-Div I Games:

Army West Point

Loss, Non-Conf, S Site, H Home A Away N Neutral

Average RPI Win:	216	WON-LOST	WINNING	LAST 10	STRENGTH OF	OPP. STRENGTH	TEAM	ADJ.	CONF.	ADJ CONF.
Average RPI Loss:	70	RECORD	PCT. RANK	GAMES	SCHEDULE	OF SCHEDULE	RPI	RPI	RPI	RPI
DIV. I ONLY	6- 10	241	3-7	27	92	146	146	4	4	
DIV. I NON-CONF.	6- 5	151	3-2	49	189	96	96	5	5	
TOTALS	RPI 1-25	RPI 26-50	W-L RECORDS	RPI 51-100	RPI 101-150	RPI 150+				
6- 10	0- 0	0- 4	OVERALL	1- 4	0- 1	5- 1				
4- 4	0- 0	0- 2	HOME	0- 1	0- 1	4- 0				
1- 4	0- 0	0- 1	AWAY	0- 2	0- 0	1- 1				
1- 2	0- 0	0- 1	NEUTRAL	1- 1	0- 0	0- 0				
6- 5	0- 0	0- 3	NON-CONFERENCE	1- 1	0- 0	5- 1				
4- 1	0- 0	0- 1	HOME	0- 0	0- 0	4- 0				
1- 2	0- 0	0- 1	AWAY	0- 0	0- 0	1- 1				
1- 2	0- 0	0- 1	NEUTRAL	1- 1	0- 0	0- 0				
0- 5	0- 0	0- 1	CONFERENCE	0- 3	0- 1	0- 0				
0- 3	0- 0	0- 1	HOME	0- 1	0- 1	0- 0				
0- 2	0- 0	0- 0	AWAY	0- 2	0- 0	0- 0				
0- 0	0- 0	0- 0	NEUTRAL	0- 0	0- 0	0- 0				

RPI 1-25				RPI 26-50				RPI 51-100				RPI 101+				Team's RPI: 146	
RPI	S	Opponent	Score	RPI	S	Opponent	Score	RPI	S	Opponent	Score	RPI	S	Opponent	Score		
				26	A	TCU	65 80	52	N	Middle Tenn.	50 73	141	H	Florida	63 83		
				33	H	Old Dominion	77 89	61	A	Vanderbilt	55 77	156	A	UAB	75 80		
				37	H	Arkansas	70 86	63	H	Alabama	48 75	174	H	Saint Joseph's	66 62		
				38	N	Drake	82 83	87	N	Dayton	76 74	185	H	Bethune-Cookman	74 56		
								89	A	Georgia	50 61	247	A	South Alabama	82 62		
												298	H	Wofford	84 82		
												304	H	Jacksonville St.	62 53		
LAST 10 Division I																	
				89	A	Georgia	50 61	304	H	Jacksonville St.	62 53						
				63	H	Alabama	48 75	185	H	Bethune-Cookman	74 56						
				141	H	Florida	63 83	26	A	TCU	65 80						
				37	H	Arkansas	70 86	247	A	South Alabama	82 62						
				61	A	Vanderbilt	55 77	38	N	Drake	82 83						

Non-Div I Games:

Auburn

■ Loss,
■ Non-Conf,
■ S Site,
■ H Home
■ A Away
N Neutral

Average RPI Win:	254	WON-LOST	WINNING	LAST 10	STRENGTH OF	OPP. STRENGTH	TEAM	ADJ.	CONF.	ADJ CONF.
Average RPI Loss:	112	RECORD	PCT. RANK	GAMES	SCHEDULE	OF SCHEDULE	RPI	RPI	RPI	RPI
DIV. I ONLY	8- 7	160	5-5	191	297	149	149	18	18	
DIV. I NON-CONF.	7- 2	56	4-0	276	270	88	88	21	21	
TOTALS	RPI 1-25	RPI 26-50	W-L RECORDS	RPI 51-100	RPI 101-150	RPI 150+				
8- 7	0- 1	0- 0	OVERALL	1- 2	0- 2	7- 2				
2- 2	0- 0	0- 0	HOME	1- 1	0- 0	1- 1				
5- 5	0- 1	0- 0	AWAY	0- 1	0- 2	5- 1				
1- 0	0- 0	0- 0	NEUTRAL	0- 0	0- 0	1- 0				
7- 2	0- 1	0- 0	NON-CONFERENCE	1- 0	0- 1	6- 0				
2- 0	0- 0	0- 0	HOME	1- 0	0- 0	1- 0				
4- 2	0- 1	0- 0	AWAY	0- 0	0- 1	4- 0				
1- 0	0- 0	0- 0	NEUTRAL	0- 0	0- 0	1- 0				
1- 5	0- 0	0- 0	CONFERENCE	0- 2	0- 1	1- 2				
0- 2	0- 0	0- 0	HOME	0- 1	0- 0	0- 1				
1- 3	0- 0	0- 0	AWAY	0- 1	0- 1	1- 1				
0- 0	0- 0	0- 0	NEUTRAL	0- 0	0- 0	0- 0				

RPI	S	Opponent	Score	RPI	S	Opponent	Score	RPI	S	Opponent	Score	RPI	S	Opponent	Score	Team's RPI: 149
20	A	Kentucky	52 81					68	A	UT Martin	61 65	136	A	Illinois	62 76	
								68	H	UT Martin	61 69	142	A	Tennessee Tech	49 58	
								77	H	Illinois St.	77 72	176	A	Southeast Mo. St.	43 81	
												176	H	Southeast Mo. St.	66 79	
												196	N	Binghamton	80 63	
												201	A	Chattanooga	50 49	
												274	A	Alabama A&M	67 61	
												304	A	Jacksonville St.	63 57	
												305	A	FIU	58 56	
												327	H	Evansville	80 64	
												351	A	Mississippi Val.	100 82	
LAST 10 Division I																
68	A	UT Martin	61 65	176	H	Southeast Mo. St.	66 79									
176	A	Southeast Mo. St.	43 81	77	H	Illinois St.	77 72									
304	A	Jacksonville St.	63 57	305	A	FIU	58 56									
142	A	Tennessee Tech	49 58	196	N	Binghamton	80 63									
68	H	UT Martin	61 69	274	A	Alabama A&M	67 61									

Non-Div I Games: Christian Bros. 82 62 Ky. Wesleyan 103 70

Austin Peay

Loss, Non-Conf, S Site, H Home A Away N Neutral

Average RPI Win:	199	WON-LOST	WINNING	LAST 10	STRENGTH OF	OPP. STRENGTH	TEAM	ADJ.	CONF.	ADJ CONF.
Average RPI Loss:	66	RECORD	PCT. RANK	GAMES	SCHEDULE	OF SCHEDULE	RPI	RPI	RPI	RPI
DIV. I ONLY	9- 7	140	7-3	39	116	65	65	11	11	
DIV. I NON-CONF.	4- 5	195	2-1	27	113	91	91	11	11	
TOTALS	RPI 1-25	RPI 26-50	W-L RECORDS	RPI 51-100	RPI 101-150	RPI 150+				
9- 7	0- 2	0- 1	OVERALL	1- 2	2- 2	6- 0				
3- 3	0- 1	0- 0	HOME	0- 0	0- 2	3- 0				
5- 3	0- 0	0- 1	AWAY	1- 2	1- 0	3- 0				
1- 1	0- 1	0- 0	NEUTRAL	0- 0	1- 0	0- 0				
4- 5	0- 1	0- 1	NON-CONFERENCE	1- 2	1- 1	2- 0				
2- 1	0- 0	0- 0	HOME	0- 0	0- 1	2- 0				
1- 3	0- 0	0- 1	AWAY	1- 2	0- 0	0- 0				
1- 1	0- 1	0- 0	NEUTRAL	0- 0	1- 0	0- 0				
5- 2	0- 1	0- 0	CONFERENCE	0- 0	1- 1	4- 0				
1- 2	0- 1	0- 0	HOME	0- 0	0- 1	1- 0				
4- 0	0- 0	0- 0	AWAY	0- 0	1- 0	3- 0				
0- 0	0- 0	0- 0	NEUTRAL	0- 0	0- 0	0- 0				

RPI 1-25				RPI 26-50				RPI 51-100				RPI 101+			
RPI	S	Opponent	Score	RPI	S	Opponent	Score	RPI	S	Opponent	Score	RPI	S	Opponent	Score
8	H	Gonzaga	43 55	27	A	Arizona St.	52 60	74	A	Washington St.	50 67	113	H	Utah	73 77
10	N	Oregon St.	34 65					96	A	Fresno St.	71 65	119	A	Pacific	76 66
								100	A	Boise St.	55 66	127	H	Portland	48 57
												139	N	San Jose St.	75 56
												151	H	San Diego	52 36
												178	A	Saint Mary's (CA)	65 55
												257	A	LMU (CA)	59 44
												260	A	Pepperdine	65 47
												276	H	Utah St.	67 50
												318	H	Utah Valley	71 57
LAST 10 Division I															
178	A	Saint Mary's (CA)	65 55	260	A	Pepperdine	65 47								
119	A	Pacific	76 66	257	A	LMU (CA)	59 44								
151	H	San Diego	52 36	10	N	Oregon St.	34 65								
127	H	Portland	48 57	139	N	San Jose St.	75 56								
8	H	Gonzaga	43 55	318	H	Utah Valley	71 57								

Non-Div I Games: Tex. A&M-Kingsville90 38

BYU

■ Loss,
 ■ Non-Conf,
 ■ S Site,
 ■ H Home
 ■ A Away
 N Neutral

Average RPI Win:	172	WON-LOST	WINNING	LAST 10	STRENGTH OF	OPP. STRENGTH	TEAM	ADJ.	CONF.	ADJ CONF.
Average RPI Loss:	68	RECORD	PCT. RANK	GAMES	SCHEDULE	OF SCHEDULE	RPI	RPI	RPI	RPI
DIV. I ONLY	11- 6	94	7-3	102	83	67	67	10	10	
DIV. I NON-CONF.	7- 4	100	3-1	175	77	101	101	10	10	
TOTALS	RPI 1-25	RPI 26-50	W-L RECORDS	RPI 51-100	RPI 101-150	RPI 150+				
11- 6	0- 1	0- 1	OVERALL	1- 2	4- 2	6- 0				
5- 1	0- 0	0- 1	HOME	1- 0	2- 0	2- 0				
3- 4	0- 1	0- 0	AWAY	0- 2	0- 1	3- 0				
3- 1	0- 0	0- 0	NEUTRAL	0- 0	2- 1	1- 0				
7- 4	0- 0	0- 1	NON-CONFERENCE	0- 1	3- 2	4- 0				
2- 1	0- 0	0- 1	HOME	0- 0	1- 0	1- 0				
2- 2	0- 0	0- 0	AWAY	0- 1	0- 1	2- 0				
3- 1	0- 0	0- 0	NEUTRAL	0- 0	2- 1	1- 0				
4- 2	0- 1	0- 0	CONFERENCE	1- 1	1- 0	2- 0				
3- 0	0- 0	0- 0	HOME	1- 0	1- 0	1- 0				
1- 2	0- 1	0- 0	AWAY	0- 1	0- 0	1- 0				
0- 0	0- 0	0- 0	NEUTRAL	0- 0	0- 0	0- 0				

RPI S	Opponent	Score	RPI S	Opponent	Score	RPI S	Opponent	Score	RPI S	Opponent	Score
22 A	Central Mich.	39 66	32 H	Western Ky.	86 91	53 A	IUPUI	48 65	107 H	Kent St.	66 62
						71 A	Ohio	71 79	109 H	Butler	74 70
						83 H	Buffalo	69 65	112 N	Providence	52 51
									114 A	Cincinnati	56 63
									115 N	Wisconsin	56 67
									117 N	Lehigh	54 52
									181 H	Eastern Mich.	59 54
									183 A	New Mexico	70 57
									197 A	Bowling Green	86 80
									214 H	Xavier	70 49
									257 N	LMU (CA)	77 72
									329 A	Purdue Fort Wayne	83 52
LAST 10 Division I											
83 H	Buffalo	69 65	107 H	Kent St.	66 62						
71 A	Ohio	71 79	183 A	New Mexico	70 57						
22 A	Central Mich.	39 66	112 N	Providence	52 51						
181 H	Eastern Mich.	59 54	257 N	LMU (CA)	77 72						
197 A	Bowling Green	86 80	32 H	Western Ky.	86 91						

Non-Div I Games: Urbana 84 49

Ball St.

■ Loss,
 ■ Non-Conf,
 ■ S Site,
 ■ H Home
 ■ A Away
 N Neutral

Average RPI Win:	133	WON-LOST	WINNING	LAST 10	STRENGTH OF	OPP. STRENGTH	TEAM	ADJ.	CONF.	ADJ CONF.
Average RPI Loss:	2	RECORD	PCT. RANK	GAMES	SCHEDULE	OF SCHEDULE	RPI	RPI	RPI	RPI
DIV. I ONLY	16- 1	6	9-1	50	9	11	11	3	3	
DIV. I NON-CONF.	11- 1	13	4-1	147	21	26	26	4	4	
TOTALS	RPI 1-25	RPI 26-50	W-L RECORDS	RPI 51-100	RPI 101-150	RPI 150+				
16- 1	2- 1	4- 0	OVERALL	4- 0	0- 0	6- 0				
10- 0	0- 0	2- 0	HOME	2- 0	0- 0	6- 0				
4- 0	1- 0	2- 0	AWAY	1- 0	0- 0	0- 0				
2- 1	1- 1	0- 0	NEUTRAL	1- 0	0- 0	0- 0				
11- 1	2- 1	0- 0	NON-CONFERENCE	3- 0	0- 0	6- 0				
8- 0	0- 0	0- 0	HOME	2- 0	0- 0	6- 0				
1- 0	1- 0	0- 0	AWAY	0- 0	0- 0	0- 0				
2- 1	1- 1	0- 0	NEUTRAL	1- 0	0- 0	0- 0				
5- 0	0- 0	4- 0	CONFERENCE	1- 0	0- 0	0- 0				
2- 0	0- 0	2- 0	HOME	0- 0	0- 0	0- 0				
3- 0	0- 0	2- 0	AWAY	1- 0	0- 0	0- 0				
0- 0	0- 0	0- 0	NEUTRAL	0- 0	0- 0	0- 0				

RPI 1-25				Team's RPI: 11		RPI 26-50				RPI 51-100				RPI 101+								
RPI	S	Opponent	Score			RPI	S	Opponent	Score			RPI	S	Opponent	Score			RPI	S	Opponent	Score	
2	N	South Carolina	59	74		26	A	TCU	66	57		74	N	Washington St.	89	66		219	H	Lamar University	90	28
5	A	UConn	74	58		31	A	Oklahoma	77	56		76	A	Kansas	90	47		238	H	Arkansas St.	111	43
12	N	Indiana	77	62		36	H	Oklahoma St.	94	48		85	H	South Fla.	58	46		263	H	Morehead St.	94	47
						42	H	West Virginia	91	51		89	H	Georgia	72	38		279	H	New Hampshire	97	29
																		314	H	Houston Baptist	112	42
																		337	H	Grambling	120	46
LAST 10 Division I																						
						26	A	TCU	66	57		31	A	Oklahoma	77	56						
						42	H	West Virginia	91	51		263	H	Morehead St.	94	47						
						76	A	Kansas	90	47		238	H	Arkansas St.	111	43						
						36	H	Oklahoma St.	94	48		89	H	Georgia	72	38						
						5	A	UConn	74	58		2	N	South Carolina	59	74						

Non-Div I Games:

Baylor

■ Loss,
■ Non-Conf, S Site,
■ Home
■ Away
N Neutral

Belmont

Through Games Of Jan. 22, 2020

Average RPI Win:	207	WON-LOST	WINNING	LAST 10	STRENGTH OF	OPP. STRENGTH	TEAM	ADJ.	CONF.	ADJ CONF.
Average RPI Loss:	55	RECORD	PCT. RANK	GAMES	SCHEDULE	OF SCHEDULE	RPI	RPI	RPI	RPI
DIV. I ONLY	10- 7	122	7-3	76	111	86	86	18	18	
DIV. I NON-CONF.	5- 6	187	2-2	45	13	90	90	21	21	
TOTALS	RPI 1-25	RPI 26-50	W-L RECORDS	RPI 51-100	RPI 101-150	RPI 150+				
10- 7	0- 1	0- 4	OVERALL	2- 1	0- 0	8- 1				
8- 0	0- 0	0- 0	HOME	2- 0	0- 0	6- 0				
2- 5	0- 0	0- 3	AWAY	0- 1	0- 0	2- 1				
0- 2	0- 1	0- 1	NEUTRAL	0- 0	0- 0	0- 0				
5- 6	0- 1	0- 4	NON-CONFERENCE	2- 0	0- 0	3- 1				
4- 0	0- 0	0- 0	HOME	2- 0	0- 0	2- 0				
1- 4	0- 0	0- 3	AWAY	0- 0	0- 0	1- 1				
0- 2	0- 1	0- 1	NEUTRAL	0- 0	0- 0	0- 0				
5- 1	0- 0	0- 0	CONFERENCE	0- 1	0- 0	5- 0				
4- 0	0- 0	0- 0	HOME	0- 0	0- 0	4- 0				
1- 1	0- 0	0- 0	AWAY	0- 1	0- 0	1- 0				
0- 0	0- 0	0- 0	NEUTRAL	0- 0	0- 0	0- 0				

RPI 1-25				RPI 26-50				RPI 51-100				Team's RPI: 86	RPI 101+			
RPI	S	Opponent	Score	RPI	S	Opponent	Score	RPI	S	Opponent	Score		RPI	S	Opponent	Score
16	N	Maryland	26 90	29	N	Virginia Tech	58 60	52	H	Middle Tenn.	68 57		162	A	Toledo	48 53
				32	A	Western Ky.	46 77	64	H	UCF	72 37		176	A	Southeast Mo. St.	57 45
				37	A	Arkansas	60 91	68	A	UT Martin	57 74		201	H	Chattanooga	63 50
				39	A	Marquette	51 53						225	H	Northern Ky.	62 45
													251	H	Eastern Ill.	69 45
													252	A	Lipscomb	69 68
													258	H	Eastern Ky.	68 48
													263	H	Morehead St.	71 62
													325	H	SIUE	69 48
LAST 10 Division I																
				263	H	Morehead St.	71 62	325	H	SIUE	69 48					
				258	H	Eastern Ky.	68 48	39	A	Marquette	51 53					
				68	A	UT Martin	57 74	52	H	Middle Tenn.	68 57					
				176	A	Southeast Mo. St.	57 45	252	A	Lipscomb	69 68					
				251	H	Eastern Ill.	69 45	162	A	Toledo	48 53					

Non-Div I Games:

Belmont

Loss, Non-Conf, S Site, H Home A Away N Neutral

Bethune-Cookman

Through Games Of Jan. 22, 2020

Average RPI Win:	282	WON-LOST	WINNING	LAST 10	STRENGTH OF	OPP. STRENGTH	TEAM	ADJ.	CONF.	ADJ CONF.
Average RPI Loss:	96	RECORD	PCT. RANK	GAMES	SCHEDULE	OF SCHEDULE	RPI	RPI	RPI	RPI
DIV. I ONLY	10- 5	71	6-4	325	201	185	185	30	30	
DIV. I NON-CONF.	6- 4	122	2-3	298	127	171	171	31	31	
TOTALS	RPI 1-25	RPI 26-50	W-L RECORDS	RPI 51-100	RPI 101-150	RPI 150+				
10- 5	0- 1	0- 0	OVERALL	0- 2	0- 1	10- 1				
4- 2	0- 1	0- 0	HOME	0- 1	0- 0	4- 0				
5- 3	0- 0	0- 0	AWAY	0- 1	0- 1	5- 1				
1- 0	0- 0	0- 0	NEUTRAL	0- 0	0- 0	1- 0				
6- 4	0- 1	0- 0	NON-CONFERENCE	0- 2	0- 1	6- 0				
1- 2	0- 1	0- 0	HOME	0- 1	0- 0	1- 0				
4- 2	0- 0	0- 0	AWAY	0- 1	0- 1	4- 0				
1- 0	0- 0	0- 0	NEUTRAL	0- 0	0- 0	1- 0				
4- 1	0- 0	0- 0	CONFERENCE	0- 0	0- 0	4- 1				
3- 0	0- 0	0- 0	HOME	0- 0	0- 0	3- 0				
1- 1	0- 0	0- 0	AWAY	0- 0	0- 0	1- 1				
0- 0	0- 0	0- 0	NEUTRAL	0- 0	0- 0	0- 0				

RPI 1-25				RPI 26-50				RPI 51-100				RPI 101+ Team's RPI: 185			
RPI	S	Opponent	Score	RPI	S	Opponent	Score	RPI	S	Opponent	Score	RPI	S	Opponent	Score
22	H	Central Mich.	67 92					63	A	Alabama	49 60	146	A	Auburn	56 74
								72	H	Troy	62 68	179	A	Norfolk St.	51 61
												231	A	Stetson	59 55
												234	A	Howard	75 59
												235	A	Jacksonville	53 52
												265	H	Morgan St.	74 65
												267	N	Appalachian St.	61 44
												295	H	Ga. Southern	75 57
												305	A	FIU	65 60
												312	H	N.C. Central	73 52
												332	A	Charleston So.	81 41
												342	H	Coppin St.	82 51
LAST 10 Division I															
312	H	N.C. Central	73 52	22	H	Central Mich.	67 92	231	A	Stetson	59 55	267	N	Appalachian St.	61 44
265	H	Morgan St.	74 65	63	A	Alabama	49 60	146	A	Auburn	56 74				
342	H	Coppin St.	82 51												
234	A	Howard	75 59												
179	A	Norfolk St.	51 61												

Non-Div I Games: Edward Waters 79 46 Palm Beach Atl. 68 45

Bethune-Cookman

Loss, Non-Conf, S Site, H Home A Away N Neutral

Binghamton

Through Games Of Jan. 22, 2020

Average RPI Win:	267	WON-LOST	WINNING	LAST 10	STRENGTH OF	OPP. STRENGTH	TEAM	ADJ.	CONF.	ADJ CONF.
Average RPI Loss:	187	RECORD	PCT. RANK	GAMES	SCHEDULE	OF SCHEDULE	RPI	RPI	RPI	RPI
DIV. I ONLY	12- 6	71	4-6	326	272	196	196	28	28	
DIV. I NON-CONF.	10- 2	30	2-2	335	232	135	135	29	29	
TOTALS	RPI 1-25	RPI 26-50	W-L RECORDS	RPI 51-100	RPI 101-150	RPI 150+				
12- 6	0- 0	0- 0	OVERALL	0- 2	0- 1	12- 3				
6- 2	0- 0	0- 0	HOME	0- 1	0- 0	6- 1				
5- 3	0- 0	0- 0	AWAY	0- 1	0- 0	5- 2				
1- 1	0- 0	0- 0	NEUTRAL	0- 0	0- 1	1- 0				
10- 2	0- 0	0- 0	NON-CONFERENCE	0- 1	0- 1	10- 0				
5- 0	0- 0	0- 0	HOME	0- 0	0- 0	5- 0				
4- 1	0- 0	0- 0	AWAY	0- 1	0- 0	4- 0				
1- 1	0- 0	0- 0	NEUTRAL	0- 0	0- 1	1- 0				
2- 4	0- 0	0- 0	CONFERENCE	0- 1	0- 0	2- 3				
1- 2	0- 0	0- 0	HOME	0- 1	0- 0	1- 1				
1- 2	0- 0	0- 0	AWAY	0- 0	0- 0	1- 2				
0- 0	0- 0	0- 0	NEUTRAL	0- 0	0- 0	0- 0				

RPI 1-25				RPI 26-50				RPI 51-100				RPI 101+ Team's RPI: 196					
RPI	S	Opponent	Score	RPI	S	Opponent	Score	RPI	S	Opponent	Score	RPI	S	Opponent	Score		
								54	A	Miami (FL)	56	79	149	N	Austin Peay	63	80
								93	H	Stony Brook	60	67	160	A	Cornell	59	56
													181	H	Eastern Mich.	78	67
													222	H	Lafayette	74	64
													223	H	Niagara	74	55
													229	H	Maine	73	63
													230	H	UMass Lowell	56	66
													261	A	Delaware St.	75	66
													273	A	Vermont	62	65
													290	H	St. Bonaventure	78	67
													309	A	Siena	89	62
													320	A	Albany (NY)	53	56
													321	A	UMBC	61	43
													330	H	NJIT	75	40
													336	A	Fairleigh Dickinson	60	48
													337	N	Grambling	88	67
LAST 10 Division I																	
				93	H	Stony Brook	60	67	320	A	Albany (NY)	53	56				
				229	H	Maine	73	63	330	H	NJIT	75	40				
				273	A	Vermont	62	65	337	N	Grambling	88	67				
				230	H	UMass Lowell	56	66	149	N	Austin Peay	63	80				
				321	A	UMBC	61	43	54	A	Miami (FL)	56	79				

Non-Div I Games: Bloomsburg 70 45

Binghamton

Loss, Non-Conf, S Site, H Home A Away N Neutral

Average RPI Win:	237	WON-LOST	WINNING	LAST 10	STRENGTH OF	OPP. STRENGTH	TEAM	ADJ.	CONF.	ADJ CONF.
Average RPI Loss:	85	RECORD	PCT. RANK	GAMES	SCHEDULE	OF SCHEDULE	RPI	RPI	RPI	RPI
DIV. I ONLY	12- 6	71	8-2	164	124	100	100	17	17	
DIV. I NON-CONF.	6- 4	122	3-0	61	29	74	74	24	24	
TOTALS	RPI 1-25	RPI 26-50	W-L RECORDS	RPI 51-100	RPI 101-150	RPI 150+				
12- 6	0- 2	0- 1	OVERALL	1- 1	0- 0	11- 2				
8- 2	0- 1	0- 0	HOME	1- 1	0- 0	7- 0				
4- 4	0- 1	0- 1	AWAY	0- 0	0- 0	4- 2				
0- 0	0- 0	0- 0	NEUTRAL	0- 0	0- 0	0- 0				
6- 4	0- 2	0- 1	NON-CONFERENCE	1- 1	0- 0	5- 0				
4- 2	0- 1	0- 0	HOME	1- 1	0- 0	3- 0				
2- 2	0- 1	0- 1	AWAY	0- 0	0- 0	2- 0				
0- 0	0- 0	0- 0	NEUTRAL	0- 0	0- 0	0- 0				
6- 2	0- 0	0- 0	CONFERENCE	0- 0	0- 0	6- 2				
4- 0	0- 0	0- 0	HOME	0- 0	0- 0	4- 0				
2- 2	0- 0	0- 0	AWAY	0- 0	0- 0	2- 2				
0- 0	0- 0	0- 0	NEUTRAL	0- 0	0- 0	0- 0				

RPI 1-25				RPI 26-50				RPI 51-100 Team's RPI: 100				RPI 101+			
RPI	S	Opponent	Score	RPI	S	Opponent	Score	RPI	S	Opponent	Score	RPI	S	Opponent	Score
1	A	Louisville	82 98	26	A	TCU	65 77	65	H	BYU	66 55	156	A	UAB	83 81
3	H	Missouri St.	69 72					74	H	Washington St.	68 80	173	H	Portland St.	82 57
												183	H	New Mexico	83 82
												186	A	UNLV	65 66
												217	A	Wyoming	68 73
												250	A	Colorado St.	72 69
												260	H	Pepperdine	76 74
												270	H	San Diego St.	86 72
												276	A	Utah St.	65 59
												286	A	Eastern Wash.	63 61
												287	H	Nevada	54 40
												317	H	Air Force	70 61
												318	H	Utah Valley	77 69
LAST 10 Division I															
276	A	Utah St.	65 59	217	A	Wyoming	68 73								
317	H	Air Force	70 61	260	H	Pepperdine	76 74								
270	H	San Diego St.	86 72	286	A	Eastern Wash.	63 61								
186	A	UNLV	65 66	65	H	BYU	66 55								
287	H	Nevada	54 40	250	A	Colorado St.	72 69								

Non-Div I Games: Lewis-Clark St. 88 34 Western Ore. 75 32

Boise St.

Loss, Non-Conf, S Site, H Home A Away N Neutral

Boston College

Through Games Of Jan. 22, 2020

Average RPI Win:	184	WON-LOST	WINNING	LAST 10	STRENGTH OF	OPP. STRENGTH	TEAM	ADJ.	CONF.	ADJ CONF.
Average RPI Loss:	49	RECORD	PCT. RANK	GAMES	SCHEDULE	OF SCHEDULE	RPI	RPI	RPI	RPI
DIV. I ONLY	10- 8	150	5-5	63	30	79	79	5	5	
DIV. I NON-CONF.	7- 4	100	2-1	89	129	71	71	3	3	
TOTALS	RPI 1-25	RPI 26-50	W-L RECORDS	RPI 51-100	RPI 101-150	RPI 150+				
10- 8	0- 3	1- 2	OVERALL	0- 1	4- 2	5- 0				
5- 3	0- 2	0- 1	HOME	0- 0	2- 0	3- 0				
4- 4	0- 1	1- 1	AWAY	0- 0	1- 2	2- 0				
1- 1	0- 0	0- 0	NEUTRAL	0- 1	1- 0	0- 0				
7- 4	0- 1	0- 0	NON-CONFERENCE	0- 1	3- 2	4- 0				
5- 0	0- 0	0- 0	HOME	0- 0	2- 0	3- 0				
1- 3	0- 1	0- 0	AWAY	0- 0	0- 2	1- 0				
1- 1	0- 0	0- 0	NEUTRAL	0- 1	1- 0	0- 0				
3- 4	0- 2	1- 2	CONFERENCE	0- 0	1- 0	1- 0				
0- 3	0- 2	0- 1	HOME	0- 0	0- 0	0- 0				
3- 1	0- 0	1- 1	AWAY	0- 0	1- 0	1- 0				
0- 0	0- 0	0- 0	NEUTRAL	0- 0	0- 0	0- 0				

RPI 1-25				RPI 26-50				RPI 51-100				Team's RPI: 79	RPI 101+			
RPI	S	Opponent	Score	RPI	S	Opponent	Score	RPI	S	Opponent	Score		RPI	S	Opponent	Score
1	H	Louisville	70 81	34	H	Virginia	52 69	59	N	Charlotte	68 84		108	A	Holy Cross	71 80
15	H	NC State	54 72	40	A	Georgia Tech	55 48						110	H	VCU	87 52
17	A	Northwestern	63 66	49	A	Duke	73 85						112	A	Providence	60 76
													118	N	Tulane	89 76
													121	A	Notre Dame	75 65
													140	H	Rhode Island	66 55
													210	A	Boston U.	88 57
													230	H	UMass Lowell	89 46
													261	H	Delaware St.	109 69
													301	A	Pittsburgh	79 70
													306	H	St. Francis Brooklyn	106 69
LAST 10 Division I																
40	A	Georgia Tech	55 48	15	H	NC State	54 72						261	H	Delaware St.	109 69
1	H	Louisville	70 81										210	A	Boston U.	88 57
34	H	Virginia	52 69										49	A	Duke	73 85
121	A	Notre Dame	75 65										17	A	Northwestern	63 66
301	A	Pittsburgh	79 70													

Non-Div I Games:

Boston College

Loss, Non-Conf, S Site, H Home A Away N Neutral

Average RPI Win: 236	WON-LOST	WINNING	LAST 10	STRENGTH OF	OPP. STRENGTH	TEAM	ADJ.	CONF.	ADJ CONF.
Average RPI Loss: 145	RECORD	PCT. RANK	GAMES	SCHEDULE	OF SCHEDULE	RPI	RPI	RPI	RPI
DIV. I ONLY	8- 10	204	5-5	216	190	210	210	15	15
DIV. I NON-CONF.	5- 6	187	2-1	178	196	194	194	15	15
TOTALS	RPI 1-25	RPI 26-50	W-L RECORDS	RPI 51-100	RPI 101-150	RPI 150+			
8- 10	0- 0	0- 0	OVERALL	0- 3	1- 4	7- 3			
4- 5	0- 0	0- 0	HOME	0- 3	1- 2	3- 0			
4- 5	0- 0	0- 0	AWAY	0- 0	0- 2	4- 3			
0- 0	0- 0	0- 0	NEUTRAL	0- 0	0- 0	0- 0			
5- 6	0- 0	0- 0	NON-CONFERENCE	0- 2	1- 3	4- 1			
2- 4	0- 0	0- 0	HOME	0- 2	1- 2	1- 0			
3- 2	0- 0	0- 0	AWAY	0- 0	0- 1	3- 1			
0- 0	0- 0	0- 0	NEUTRAL	0- 0	0- 0	0- 0			
3- 4	0- 0	0- 0	CONFERENCE	0- 1	0- 1	3- 2			
2- 1	0- 0	0- 0	HOME	0- 1	0- 0	2- 0			
1- 3	0- 0	0- 0	AWAY	0- 0	0- 1	1- 2			
0- 0	0- 0	0- 0	NEUTRAL	0- 0	0- 0	0- 0			

RPI S	Opponent	Score	RPI S	Opponent	Score	RPI S	Opponent	Score	RPI S	Opponent	Score	Team's RPI: 210
						78	H Marist	75 89	101	A California	62 73	
						79	H Boston College	57 88	117	A Lehigh	34 51	
						95	H Colgate	61 70	132	H Massachusetts	45 58	
									134	H Northeastern	72 56	
									144	H Harvard	39 66	
									155	H Dartmouth	74 56	
									197	H American	59 44	
									222	A Lafayette	57 59	
									224	A UC Davis	68 75	
									229	A Maine	62 49	
									262	A Navy	41 46	
									279	A New Hampshire	78 64	
									283	A Army West Point	72 66	
									288	H Loyola Maryland	44 42	
									320	A Albany (NY)	60 58	
LAST 10 Division I												
			262	A Navy	41 46	197	H American	59 44				
			95	H Colgate	61 70	222	A Lafayette	57 59				
			288	H Loyola Maryland	44 42	134	H Northeastern	72 56				
			283	A Army West Point	72 66	155	H Dartmouth	74 56				
			117	A Lehigh	34 51	79	H Boston College	57 88				

Non-Div I Games:

Boston U.

■ Loss,
 ■ Non-Conf,
 ■ S Site,
 ■ H Home
 ■ A Away
 N Neutral

Bowling Green

Through Games Of Jan. 22, 2020

Average RPI Win: 237	WON-LOST	WINNING	LAST 10	STRENGTH OF	OPP. STRENGTH	TEAM	ADJ.	CONF.	ADJ CONF.
Average RPI Loss: 141	RECORD	PCT. RANK	GAMES	SCHEDULE	OF SCHEDULE	RPI	RPI	RPI	RPI
DIV. I ONLY	6- 10	241	3-7	133	211	197	197	10	10
DIV. I NON-CONF.	5- 5	164	2-2	180	265	150	150	10	10
TOTALS	RPI 1-25	RPI 26-50	W-L RECORDS	RPI 51-100	RPI 101-150	RPI 150+			
6- 10	0- 1	0- 0	OVERALL	0- 3	1- 0	5- 6			
3- 2	0- 0	0- 0	HOME	0- 1	1- 0	2- 1			
2- 6	0- 1	0- 0	AWAY	0- 2	0- 0	2- 3			
1- 2	0- 0	0- 0	NEUTRAL	0- 0	0- 0	1- 2			
5- 5	0- 1	0- 0	NON-CONFERENCE	0- 1	0- 0	5- 3			
2- 0	0- 0	0- 0	HOME	0- 0	0- 0	2- 0			
2- 3	0- 1	0- 0	AWAY	0- 1	0- 0	2- 1			
1- 2	0- 0	0- 0	NEUTRAL	0- 0	0- 0	1- 2			
1- 5	0- 0	0- 0	CONFERENCE	0- 2	1- 0	0- 3			
1- 2	0- 0	0- 0	HOME	0- 1	1- 0	0- 1			
0- 3	0- 0	0- 0	AWAY	0- 1	0- 0	0- 2			
0- 0	0- 0	0- 0	NEUTRAL	0- 0	0- 0	0- 0			

RPI 1-25				RPI 26-50				RPI 51-100				RPI 101+ Team's RPI: 197			
RPI	S	Opponent	Score	RPI	S	Opponent	Score	RPI	S	Opponent	Score	RPI	S	Opponent	Score
25	A	Purdue	74 81					67	H	Ball St.	80 86	145	H	Western Mich.	72 63
								83	A	Buffalo	59 65	162	A	Toledo	72 79
								99	A	Loyola Chicago	76 84	181	A	Eastern Mich.	61 78
												182	N	Green Bay	54 73
												184	A	Valparaiso	90 95
												187	H	Cleveland St.	89 62
												191	H	Akron	73 76
												233	N	San Francisco	56 64
												244	A	Marshall	82 69
												263	H	Morehead St.	79 65
												284	A	Milwaukee	63 51
												297	N	California Baptist	98 60
LAST 10 Division I															
145	H	Western Mich.	72 63	181	A	Eastern Mich.	61 78	25	A	Purdue	74 81				
162	A	Toledo	72 79	99	A	Loyola Chicago	76 84	284	A	Milwaukee	63 51				
83	A	Buffalo	59 65	244	A	Marshall	82 69								
191	H	Akron	73 76												
67	H	Ball St.	80 86												

Non-Div I Games: Davis & Elkins 91 52 Notre Dame (OH) 88 54

Bowling Green

■ Loss,
 ■ Non-Conf, S Site,
 ■ Home
 ■ Away
 N Neutral

Average RPI Win:	208	WON-LOST	WINNING	LAST 10	STRENGTH OF	OPP. STRENGTH	TEAM	ADJ.	CONF.	ADJ CONF.
Average RPI Loss:	83	RECORD	PCT. RANK	GAMES	SCHEDULE	OF SCHEDULE	RPI	RPI	RPI	RPI
DIV. I ONLY	13- 2	17	9-1	283	118	75	75	7	7	
DIV. I NON-CONF.	8- 2	54	4-1	311	91	107	107	7	7	
TOTALS	RPI 1-25	RPI 26-50	W-L RECORDS	RPI 51-100	RPI 101-150	RPI 150+				
13- 2	0- 0	0- 0	OVERALL	2- 1	1- 1	10- 0				
6- 0	0- 0	0- 0	HOME	1- 0	0- 0	5- 0				
4- 1	0- 0	0- 0	AWAY	1- 1	0- 0	3- 0				
3- 1	0- 0	0- 0	NEUTRAL	0- 0	1- 1	2- 0				
8- 2	0- 0	0- 0	NON-CONFERENCE	0- 1	1- 1	7- 0				
3- 0	0- 0	0- 0	HOME	0- 0	0- 0	3- 0				
2- 1	0- 0	0- 0	AWAY	0- 1	0- 0	2- 0				
3- 1	0- 0	0- 0	NEUTRAL	0- 0	1- 1	2- 0				
5- 0	0- 0	0- 0	CONFERENCE	2- 0	0- 0	3- 0				
3- 0	0- 0	0- 0	HOME	1- 0	0- 0	2- 0				
2- 0	0- 0	0- 0	AWAY	1- 0	0- 0	1- 0				
0- 0	0- 0	0- 0	NEUTRAL	0- 0	0- 0	0- 0				

RPI 1-25				RPI 26-50				RPI 51-100				Team's RPI: 75	RPI 101+			
RPI	S	Opponent	Score	RPI	S	Opponent	Score	RPI	S	Opponent	Score		RPI	S	Opponent	Score

Non-Div I Games: Eureka 101 39

Bradley

Average RPI Win:	287	WON-LOST	WINNING	LAST 10	STRENGTH OF	OPP. STRENGTH	TEAM	ADJ.	CONF.	ADJ CONF.
Average RPI Loss:	161	RECORD	PCT. RANK	GAMES	SCHEDULE	OF SCHEDULE	RPI	RPI	RPI	RPI
DIV. I ONLY	6- 8	216	4-6	263	311	226	226	8	8	
DIV. I NON-CONF.	6- 7	182	4-5	293	328	242	242	9	9	
TOTALS	RPI 1-25	RPI 26-50	W-L RECORDS	RPI 51-100	RPI 101-150	RPI 150+				
6- 8	0- 0	0- 1	OVERALL	0- 1	0- 3	6- 3				
1- 3	0- 0	0- 0	HOME	0- 0	0- 1	1- 2				
5- 4	0- 0	0- 1	AWAY	0- 1	0- 1	5- 1				
0- 1	0- 0	0- 0	NEUTRAL	0- 0	0- 1	0- 0				
6- 7	0- 0	0- 0	NON-CONFERENCE	0- 1	0- 3	6- 3				
1- 3	0- 0	0- 0	HOME	0- 0	0- 1	1- 2				
5- 3	0- 0	0- 0	AWAY	0- 1	0- 1	5- 1				
0- 1	0- 0	0- 0	NEUTRAL	0- 0	0- 1	0- 0				
0- 1	0- 0	0- 1	CONFERENCE	0- 0	0- 0	0- 0				
0- 0	0- 0	0- 0	HOME	0- 0	0- 0	0- 0				
0- 1	0- 0	0- 1	AWAY	0- 0	0- 0	0- 0				
0- 0	0- 0	0- 0	NEUTRAL	0- 0	0- 0	0- 0				

RPI	S	Opponent	Score	RPI	S	Opponent	Score	RPI	S	Opponent	Score	RPI	S	Opponent	Score	Team's RPI: 226
46	A	Yale	72 79	85	A	South Fla.	60 70	108	H	Holy Cross	71 83	132	A	Massachusetts	42 95	
								140	N	Rhode Island	44 89	170	H	Merrimack	57 72	
								229	H	Maine	76 70	245	A	Fairfield	58 44	
								279	A	New Hampshire	76 68	289	A	Longwood	76 86	
								305	A	FIU	72 57	319	A	Bryant	56 50	
								319	H	Bryant	44 45	345	A	Central Conn. St.	83 73	
LAST 10 Division I																
46	A	Yale	72 79	140	N	Rhode Island	44 89	108	H	Holy Cross	71 83	170	H	Merrimack	57 72	
85	A	South Fla.	60 70	108	H	Holy Cross	71 83	170	H	Merrimack	57 72	279	A	New Hampshire	76 68	
305	A	FIU	72 57	170	H	Merrimack	57 72	279	A	New Hampshire	76 68	132	A	Massachusetts	42 95	
245	A	Fairfield	58 44	279	A	New Hampshire	76 68									
319	A	Bryant	56 50	132	A	Massachusetts	42 95									

Non-Div I Games:

Brown

Average RPI Win:	308	WON-LOST	WINNING	LAST 10	STRENGTH OF	OPP. STRENGTH	TEAM	ADJ.	CONF.	ADJ CONF.
Average RPI Loss:	194	RECORD	PCT. RANK	GAMES	SCHEDULE	OF SCHEDULE	RPI	RPI	RPI	RPI
DIV. I ONLY	4- 12	294	3-7	290	325	319	319	29	29	
DIV. I NON-CONF.	2- 9	304	1-4	281	283	326	326	30	30	
TOTALS	RPI 1-25	RPI 26-50	W-L RECORDS	RPI 51-100	RPI 101-150	RPI 150+				
4- 12	0- 0	0- 0	OVERALL	0- 1	0- 3	4- 8				
2- 6	0- 0	0- 0	HOME	0- 0	0- 1	2- 5				
2- 6	0- 0	0- 0	AWAY	0- 1	0- 2	2- 3				
0- 0	0- 0	0- 0	NEUTRAL	0- 0	0- 0	0- 0				
2- 9	0- 0	0- 0	NON-CONFERENCE	0- 1	0- 3	2- 5				
1- 4	0- 0	0- 0	HOME	0- 0	0- 1	1- 3				
1- 5	0- 0	0- 0	AWAY	0- 1	0- 2	1- 2				
0- 0	0- 0	0- 0	NEUTRAL	0- 0	0- 0	0- 0				
2- 3	0- 0	0- 0	CONFERENCE	0- 0	0- 0	2- 3				
1- 2	0- 0	0- 0	HOME	0- 0	0- 0	1- 2				
1- 1	0- 0	0- 0	AWAY	0- 0	0- 0	1- 1				
0- 0	0- 0	0- 0	NEUTRAL	0- 0	0- 0	0- 0				

RPI 1-25				RPI 26-50				RPI 51-100				RPI 101+ Team's RPI: 319					
RPI	S	Opponent	Score	RPI	S	Opponent	Score	RPI	S	Opponent	Score	RPI	S	Opponent	Score		
								70	A	Minnesota	56	101	108	A	Holy Cross	75	87
												112	H	Providence	32	76	
												136	A	Illinois	55	69	
												170	A	Merrimack	66	78	
												212	H	Mt. St. Mary's	70	76	
												226	A	Brown	45	44	
												226	H	Brown	50	56	
												227	H	Saint Francis (PA)	60	63	
												230	H	UMass Lowell	35	55	
												273	A	Vermont	66	71	
												279	H	New Hampshire	56	68	
												283	A	Army West Point	75	81	
												320	H	Albany (NY)	68	55	
												336	A	Fairleigh Dickinson	57	45	
												348	H	LIU Brooklyn	57	53	
LAST 10 Division I																	
				348	H	LIU Brooklyn	57	53		283	A	Army West Point	75	81			
				212	H	Mt. St. Mary's	70	76		320	H	Albany (NY)	68	55			
				170	A	Merrimack	66	78		226	H	Brown	50	56			
				336	A	Fairleigh Dickinson	57	45		112	H	Providence	32	76			
				227	H	Saint Francis (PA)	60	63		230	H	UMass Lowell	35	55			

Non-Div I Games:

Bryant

■ Loss,
 ■ Non-Conf,
 S Site,
 ■ Home
 ■ Away
 N Neutral

Bucknell

Through Games Of Jan. 22, 2020

Average RPI Win:	195	WON-LOST	WINNING	LAST 10	STRENGTH OF	OPP. STRENGTH	TEAM	ADJ.	CONF.	ADJ CONF.
Average RPI Loss:	97	RECORD	PCT. RANK	GAMES	SCHEDULE	OF SCHEDULE	RPI	RPI	RPI	RPI
DIV. I ONLY	14- 4	38	9-1	123	167	48	48	15	15	
DIV. I NON-CONF.	7- 4	100	2-1	152	147	89	89	15	15	
TOTALS	RPI 1-25	RPI 26-50	W-L RECORDS	RPI 51-100	RPI 101-150	RPI 150+				
14- 4	0- 0	0- 1	OVERALL	2- 2	3- 0	9- 1				
6- 1	0- 0	0- 0	HOME	2- 1	0- 0	4- 0				
6- 3	0- 0	0- 1	AWAY	0- 1	2- 0	4- 1				
2- 0	0- 0	0- 0	NEUTRAL	0- 0	1- 0	1- 0				
7- 4	0- 0	0- 1	NON-CONFERENCE	1- 2	1- 0	5- 1				
3- 1	0- 0	0- 0	HOME	1- 1	0- 0	2- 0				
2- 3	0- 0	0- 1	AWAY	0- 1	0- 0	2- 1				
2- 0	0- 0	0- 0	NEUTRAL	0- 0	1- 0	1- 0				
7- 0	0- 0	0- 0	CONFERENCE	1- 0	2- 0	4- 0				
3- 0	0- 0	0- 0	HOME	1- 0	0- 0	2- 0				
4- 0	0- 0	0- 0	AWAY	0- 0	2- 0	2- 0				
0- 0	0- 0	0- 0	NEUTRAL	0- 0	0- 0	0- 0				

RPI S	Opponent	Score	RPI S	Opponent	Score	RPI S	Opponent	Score	RPI S	Opponent	Score
			34 A	Virginia	60 84	56 H	Temple	61 72	108 A	Holy Cross	51 40
						90 H	Drexel	60 49	114 N	Cincinnati	56 48
						93 A	Stony Brook	73 78	117 A	Lehigh	71 50
						95 H	Colgate	66 43	197 H	American	68 43
									204 A	Quinnipiac	69 76
									206 A	George Mason	64 51
									222 H	Lafayette	50 36
									227 A	Saint Francis (PA)	70 46
									234 N	Howard	70 60
									262 A	Navy	61 34
									283 A	Army West Point	63 52
									285 H	Monmouth	71 37
									290 H	St. Bonaventure	68 60
LAST 10 Division I											
			95 H	Colgate	66 43	222 H	Lafayette	50 36			
			117 A	Lehigh	71 50	283 A	Army West Point	63 52			
			197 H	American	68 43	93 A	Stony Brook	73 78			
			108 A	Holy Cross	51 40	227 A	Saint Francis (PA)	70 46			
			262 A	Navy	61 34	90 H	Drexel	60 49			

Non-Div I Games:

Bucknell

Loss, Non-Conf, S Site, H Home A Away N Neutral

Buffalo

Through Games Of Jan. 22, 2020

Average RPI Win:	204	WON-LOST	WINNING	LAST 10	STRENGTH OF	OPP. STRENGTH	TEAM	ADJ.	CONF.	ADJ CONF.
Average RPI Loss:	89	RECORD	PCT. RANK	GAMES	SCHEDULE	OF SCHEDULE	RPI	RPI	RPI	RPI
DIV. I ONLY	12- 5	62	7-3	163	165	83	83	10	10	
DIV. I NON-CONF.	9- 2	39	4-0	185	215	58	58	10	10	
TOTALS	RPI 1-25	RPI 26-50	W-L RECORDS	RPI 51-100	RPI 101-150	RPI 150+				
12- 5	0- 1	0- 0	OVERALL	2- 2	0- 1	10- 1				
7- 1	0- 0	0- 0	HOME	1- 1	0- 0	6- 0				
3- 4	0- 1	0- 0	AWAY	0- 1	0- 1	3- 1				
2- 0	0- 0	0- 0	NEUTRAL	1- 0	0- 0	1- 0				
9- 2	0- 1	0- 0	NON-CONFERENCE	2- 0	0- 1	7- 0				
5- 0	0- 0	0- 0	HOME	1- 0	0- 0	4- 0				
2- 2	0- 1	0- 0	AWAY	0- 0	0- 1	2- 0				
2- 0	0- 0	0- 0	NEUTRAL	1- 0	0- 0	1- 0				
3- 3	0- 0	0- 0	CONFERENCE	0- 2	0- 0	3- 1				
2- 1	0- 0	0- 0	HOME	0- 1	0- 0	2- 0				
1- 2	0- 0	0- 0	AWAY	0- 1	0- 0	1- 1				
0- 0	0- 0	0- 0	NEUTRAL	0- 0	0- 0	0- 0				

RPI 1-25				RPI 26-50				RPI 51-100 Team's RPI: 83				RPI 101+			
RPI	S	Opponent	Score	RPI	S	Opponent	Score	RPI	S	Opponent	Score	RPI	S	Opponent	Score
4	A	Stanford	69 88					67	A	Ball St.	65 69	139	A	San Jose St.	88 95
								71	H	Ohio	65 76	154	H	Columbia	82 75
								87	H	Dayton	67 59	155	H	Dartmouth	73 49
								90	N	Drexel	63 59	162	A	Toledo	59 71
												181	H	Eastern Mich.	66 63
												194	A	Miami (OH)	86 72
												197	H	Bowling Green	65 59
												197	N	American	73 55
												223	A	Niagara	81 67
												290	A	St. Bonaventure	46 36
												333	H	Canisius	71 55
												345	H	Central Conn. St.	61 56
LAST 10 Division I															
				67	A	Ball St.	65 69	194	A	Miami (OH)	86 72				
				181	H	Eastern Mich.	66 63	155	H	Dartmouth	73 49				
				197	H	Bowling Green	65 59	87	H	Dayton	67 59				
				71	H	Ohio	65 76	290	A	St. Bonaventure	46 36				
				162	A	Toledo	59 71	197	N	American	73 55				

Non-Div I Games:

Buffalo

■ Loss,
 ■ Non-Conf, S Site,
 ■ Home
 ■ Away
 N Neutral

Average RPI Win:	192	WON-LOST	WINNING	LAST 10	STRENGTH OF	OPP. STRENGTH	TEAM	ADJ.	CONF.	ADJ CONF.
Average RPI Loss:	48	RECORD	PCT. RANK	GAMES	SCHEDULE	OF SCHEDULE	RPI	RPI	RPI	RPI
DIV. I ONLY	12- 6	71	6-4	143	52	109	109	6	6	
DIV. I NON-CONF.	8- 3	68	2-1	194	96	117	117	6	6	
TOTALS	RPI 1-25	RPI 26-50	W-L RECORDS	RPI 51-100	RPI 101-150	RPI 150+				
12- 6	0- 2	1- 1	OVERALL	3- 3	0- 0	8- 0				
8- 4	0- 2	1- 1	HOME	1- 1	0- 0	6- 0				
3- 1	0- 0	0- 0	AWAY	1- 1	0- 0	2- 0				
1- 1	0- 0	0- 0	NEUTRAL	1- 1	0- 0	0- 0				
8- 3	0- 1	0- 0	NON-CONFERENCE	2- 2	0- 0	6- 0				
7- 1	0- 1	0- 0	HOME	1- 0	0- 0	6- 0				
0- 1	0- 0	0- 0	AWAY	0- 1	0- 0	0- 0				
1- 1	0- 0	0- 0	NEUTRAL	1- 1	0- 0	0- 0				
4- 3	0- 1	1- 1	CONFERENCE	1- 1	0- 0	2- 0				
1- 3	0- 1	1- 1	HOME	0- 1	0- 0	0- 0				
3- 0	0- 0	0- 0	AWAY	1- 0	0- 0	2- 0				
0- 0	0- 0	0- 0	NEUTRAL	0- 0	0- 0	0- 0				

RPI	S	Opponent	Score	RPI	S	Opponent	Score	RPI	S	Opponent	Score	RPI	S	Opponent	Score	Team's RPI: 109
12	H	Indiana	53 64	39	H	Marquette	61 55	53	H	IUPUI	64 61	191	H	Akron	76 55	
13	H	DePaul	65 80	47	H	St. John's (NY)	42 67	57	H	Seton Hall	62 67	214	A	Xavier	78 70	
								67	A	Ball St.	70 74	237	A	Georgetown	47 46	
								71	N	Ohio	60 55	241	H	High Point	74 52	
								89	N	Georgia	36 69	258	H	Eastern Ky.	73 41	
								91	A	Villanova	58 41	269	H	Wagner	74 58	
												313	H	Detroit Mercy	82 60	
												329	H	Purdue Fort Wayne	85 58	
LAST 10 Division I																
13	H	DePaul	65 80	47	H	St. John's (NY)	42 67	57	H	Seton Hall	62 67	329	H	Purdue Fort Wayne	85 58	
39	H	Marquette	61 55	57	H	Seton Hall	62 67	241	H	High Point	74 52	12	H	Indiana	53 64	
237	A	Georgetown	47 46													
91	A	Villanova	58 41													
214	A	Xavier	78 70													

Non-Div I Games:

Butler

■ Loss,
 ■ Non-Conf,
 S Site,
 ■ Home
 ■ Away
 N Neutral

CSU Bakersfield

Through Games Of Jan. 22, 2020

Average RPI Win:	237	WON-LOST	WINNING	LAST 10	STRENGTH OF	OPP. STRENGTH	TEAM	ADJ.	CONF.	ADJ CONF.
Average RPI Loss:	140	RECORD	PCT. RANK	GAMES	SCHEDULE	OF SCHEDULE	RPI	RPI	RPI	RPI
DIV. I ONLY	8- 6	137	7-3	165	220	135	135	32	32	
DIV. I NON-CONF.	5- 5	164	4-2	76	165	119	119	32	32	
TOTALS	RPI 1-25	RPI 26-50	W-L RECORDS	RPI 51-100	RPI 101-150	RPI 150+				
8- 6	0- 2	0- 0	OVERALL	0- 0	2- 2	6- 2				
6- 1	0- 0	0- 0	HOME	0- 0	2- 0	4- 1				
2- 5	0- 2	0- 0	AWAY	0- 0	0- 2	2- 1				
0- 0	0- 0	0- 0	NEUTRAL	0- 0	0- 0	0- 0				
5- 5	0- 2	0- 0	NON-CONFERENCE	0- 0	2- 2	3- 1				
5- 0	0- 0	0- 0	HOME	0- 0	2- 0	3- 0				
0- 5	0- 2	0- 0	AWAY	0- 0	0- 2	0- 1				
0- 0	0- 0	0- 0	NEUTRAL	0- 0	0- 0	0- 0				
3- 1	0- 0	0- 0	CONFERENCE	0- 0	0- 0	3- 1				
1- 1	0- 0	0- 0	HOME	0- 0	0- 0	1- 1				
2- 0	0- 0	0- 0	AWAY	0- 0	0- 0	2- 0				
0- 0	0- 0	0- 0	NEUTRAL	0- 0	0- 0	0- 0				

RPI 1-25				RPI 26-50				RPI 51-100				RPI 101+ Team's RPI: 135			
RPI	S	Opponent	Score	RPI	S	Opponent	Score	RPI	S	Opponent	Score	RPI	S	Opponent	Score
8	A	Gonzaga	48 92									104	A	Washington	49 80
10	A	Oregon St.	50 69									119	H	Pacific	80 70
												133	A	Wright St.	60 65
												139	H	San Jose St.	75 71
												228	H	UMKC	70 60
												236	A	UC Riverside	52 53
												246	H	North Texas	61 52
												271	A	Grand Canyon	59 54
												280	H	UC Santa Barbara	66 62
												297	A	California Baptist	66 61
												312	H	N.C. Central	80 71
												347	H	Chicago St.	58 60
LAST 10 Division I															
347	H	Chicago St.	58 60	10	A	Oregon St.	50 69	280	H	UC Santa Barbara	66 62	119	H	Pacific	80 70
228	H	UMKC	70 60					312	H	N.C. Central	80 71	139	H	San Jose St.	75 71
297	A	California Baptist	66 61												
271	A	Grand Canyon	59 54												
236	A	UC Riverside	52 53												

Non-Div I Games: Fresno Pacific 95 64 Westcliff 100 44 Cal St. Dom. Hills 83 74

CSU Bakersfield

Loss, Non-Conf, S Site, H Home A Away N Neutral

Average RPI Win:	228	WON-LOST	WINNING	LAST 10	STRENGTH OF	OPP. STRENGTH	TEAM	ADJ.	CONF.	ADJ CONF.
Average RPI Loss:	154	RECORD	PCT. RANK	GAMES	SCHEDULE	OF SCHEDULE	RPI	RPI	RPI	RPI
DIV. I ONLY	7- 10	217	6-4	279	86	256	256	26	26	
DIV. I NON-CONF.	4- 9	250	3-3	279	23	276	276	26	26	
TOTALS	RPI 1-25	RPI 26-50	W-L RECORDS	RPI 51-100	RPI 101-150	RPI 150+				
7- 10	0- 1	0- 1	OVERALL	0- 2	1- 0	6- 6				
4- 4	0- 1	0- 1	HOME	0- 1	1- 0	3- 1				
2- 5	0- 0	0- 0	AWAY	0- 1	0- 0	2- 4				
1- 1	0- 0	0- 0	NEUTRAL	0- 0	0- 0	1- 1				
4- 9	0- 1	0- 1	NON-CONFERENCE	0- 2	1- 0	3- 5				
1- 4	0- 1	0- 1	HOME	0- 1	1- 0	0- 1				
2- 4	0- 0	0- 0	AWAY	0- 1	0- 0	2- 3				
1- 1	0- 0	0- 0	NEUTRAL	0- 0	0- 0	1- 1				
3- 1	0- 0	0- 0	CONFERENCE	0- 0	0- 0	3- 1				
3- 0	0- 0	0- 0	HOME	0- 0	0- 0	3- 0				
0- 1	0- 0	0- 0	AWAY	0- 0	0- 0	0- 1				
0- 0	0- 0	0- 0	NEUTRAL	0- 0	0- 0	0- 0				

RPI 1-25				RPI 26-50				RPI 51-100				RPI 101+ Team's RPI: 256			
RPI	S	Opponent	Score	RPI	S	Opponent	Score	RPI	S	Opponent	Score	RPI	S	Opponent	Score
9	H	UCLA	44 58	34	H	Virginia	47 72	74	A	Washington St.	61 71	127	H	Portland	73 64
								82	H	Southern California	53 69	151	A	San Diego	40 59
												167	H	Santa Clara	55 76
												188	H	Hawaii	58 54
												215	N	SMU	58 68
												220	H	Cal St. Fullerton	63 57
												233	A	San Francisco	61 79
												257	A	LMU (CA)	56 54
												264	H	UC Irvine	70 62
												270	A	San Diego St.	74 69
												272	N	Indiana St.	67 59
												281	A	Long Beach St.	52 60
												297	A	California Baptist	56 64
LAST 10 Division I															
281	A	Long Beach St.	52 60	151	A	San Diego	40 59								
220	H	Cal St. Fullerton	63 57	167	H	Santa Clara	55 76								
264	H	UC Irvine	70 62	9	H	UCLA	44 58								
188	H	Hawaii	58 54	257	A	LMU (CA)	56 54								
270	A	San Diego St.	74 69	272	N	Indiana St.	67 59								

Non-Div I Games: Hope Int'l 77 54

CSUN

■ Loss,
 ■ Non-Conf,
 ■ S Site,
 ■ H Home
 ■ A Away
 N Neutral

Average RPI Win:	279	WON-LOST	WINNING	LAST 10	STRENGTH OF	OPP. STRENGTH	TEAM	ADJ.	CONF.	ADJ CONF.
Average RPI Loss:	213	RECORD	PCT. RANK	GAMES	SCHEDULE	OF SCHEDULE	RPI	RPI	RPI	RPI
DIV. I ONLY	2- 11	325	2-8	278	314	339	339	26	26	
DIV. I NON-CONF.	2- 8	295	2-5	223	320	324	324	26	26	
TOTALS	RPI 1-25	RPI 26-50	W-L RECORDS	RPI 51-100	RPI 101-150	RPI 150+				
2- 11	0- 0	0- 2	OVERALL	0- 1	0- 0	2- 8				
2- 4	0- 0	0- 1	HOME	0- 1	0- 0	2- 2				
0- 7	0- 0	0- 1	AWAY	0- 0	0- 0	0- 6				
0- 0	0- 0	0- 0	NEUTRAL	0- 0	0- 0	0- 0				
2- 8	0- 0	0- 2	NON-CONFERENCE	0- 1	0- 0	2- 5				
2- 3	0- 0	0- 1	HOME	0- 1	0- 0	2- 1				
0- 5	0- 0	0- 1	AWAY	0- 0	0- 0	0- 4				
0- 0	0- 0	0- 0	NEUTRAL	0- 0	0- 0	0- 0				
0- 3	0- 0	0- 0	CONFERENCE	0- 0	0- 0	0- 3				
0- 1	0- 0	0- 0	HOME	0- 0	0- 0	0- 1				
0- 2	0- 0	0- 0	AWAY	0- 0	0- 0	0- 2				
0- 0	0- 0	0- 0	NEUTRAL	0- 0	0- 0	0- 0				

RPI	S	Opponent	Score	RPI	S	Opponent	Score	RPI	S	Opponent	Score	RPI	S	Opponent	Score	Team's RPI: 339
27	A	Arizona St.	41 66	96	H	Fresno St.	52 79	178	A	Saint Mary's (CA)	67 84	219	H	Lamar University	57 56	
33	H	Old Dominion	55 61					260	A	Pepperdine	53 63	264	H	UC Irvine	57 68	
								280	A	UC Santa Barbara	50 52	281	A	Long Beach St.	69 72	
								287	A	Nevada	40 71	296	A	Denver	66 96	
								338	H	Sacramento St.	62 43	341	H	Seattle U	49 72	
LAST 10 Division I																
264	H	UC Irvine	57 68	178	A	Saint Mary's (CA)	67 84									
280	A	UC Santa Barbara	50 52	219	H	Lamar University	57 56									
281	A	Long Beach St.	69 72	33	H	Old Dominion	55 61									
287	A	Nevada	40 71	27	A	Arizona St.	41 66									
341	H	Seattle U	49 72	338	H	Sacramento St.	62 43									

Non-Div I Games: Holy Names 100 35

Cal Poly

■ Loss,
 ■ Non-Conf,
 ■ S Site,
 ■ H Home
 ■ A Away
 N Neutral

Average RPI Win: 266		WON-LOST	WINNING	LAST 10	STRENGTH OF	OPP. STRENGTH	TEAM	ADJ.	CONF.	ADJ CONF.
Average RPI Loss: 223		RECORD	PCT. RANK	GAMES	SCHEDULE	OF SCHEDULE	RPI	RPI	RPI	RPI
DIV. I ONLY		10- 7	122	6-4	334	285	220	220	26	26
DIV. I NON-CONF.		8- 5	117	4-2	328	296	227	227	26	26
TOTALS		RPI 1-25	RPI 26-50	W-L RECORDS	RPI 51-100	RPI 101-150	RPI 150+			
10- 7	0- 0		0- 0	OVERALL	0- 0	0- 0	10- 7			
5- 2	0- 0		0- 0	HOME	0- 0	0- 0	5- 2			
5- 5	0- 0		0- 0	AWAY	0- 0	0- 0	5- 5			
0- 0	0- 0		0- 0	NEUTRAL	0- 0	0- 0	0- 0			
8- 5	0- 0		0- 0	NON-CONFERENCE	0- 0	0- 0	8- 5			
4- 2	0- 0		0- 0	HOME	0- 0	0- 0	4- 2			
4- 3	0- 0		0- 0	AWAY	0- 0	0- 0	4- 3			
0- 0	0- 0		0- 0	NEUTRAL	0- 0	0- 0	0- 0			
2- 2	0- 0		0- 0	CONFERENCE	0- 0	0- 0	2- 2			
1- 0	0- 0		0- 0	HOME	0- 0	0- 0	1- 0			
1- 2	0- 0		0- 0	AWAY	0- 0	0- 0	1- 2			
0- 0	0- 0		0- 0	NEUTRAL	0- 0	0- 0	0- 0			

RPI 1-25				RPI 26-50				RPI 51-100				RPI 101+				Team's RPI: 220	
RPI	S	Opponent	Score	RPI	S	Opponent	Score	RPI	S	Opponent	Score	RPI	S	Opponent	Score		
												151	A	San Diego	72	67	
												165	H	Montana	69	71	
												186	A	UNLV	64	58	
												188	A	Hawaii	72	79	
												192	A	Southern Utah	63	79	
												233	A	San Francisco	63	71	
												254	H	Delaware	55	72	
												256	A	CSUN	57	63	
												257	A	LMU (CA)	79	74	
												270	A	San Diego St.	45	55	
												271	A	Grand Canyon	80	70	
												276	H	Utah St.	83	62	
												280	A	UC Santa Barbara	70	68	
												281	H	Long Beach St.	69	65	
												297	H	California Baptist	97	93	
												317	H	Air Force	79	70	
												341	H	Seattle U	81	63	
LAST 10 Division I																	
				188	A	Hawaii	72	79	317	H	Air Force	79	70				
				256	A	CSUN	57	63	297	H	California Baptist	97	93				
				281	H	Long Beach St.	69	65	151	A	San Diego	72	67				
				280	A	UC Santa Barbara	70	68	233	A	San Francisco	63	71				
				341	H	Seattle U	81	63	165	H	Montana	69	71				

Non-Div I Games:

Cal St. Fullerton

Loss, Non-Conf, S Site, H Home A Away N Neutral

California

Through Games Of Jan. 22, 2020

Average RPI Win:	223	WON-LOST	WINNING	LAST 10	STRENGTH OF	OPP. STRENGTH	TEAM	ADJ.	CONF.	ADJ CONF.
Average RPI Loss:	41	RECORD	PCT. RANK	GAMES	SCHEDULE	OF SCHEDULE	RPI	RPI	RPI	RPI
DIV. I ONLY	8- 9	192	3-7	21	66	101	101	1	1	
DIV. I NON-CONF.	8- 3	68	3-1	96	208	73	73	1	1	
TOTALS	RPI 1-25	RPI 26-50	W-L RECORDS	RPI 51-100	RPI 101-150	RPI 150+				
8- 9	0- 6	1- 0	OVERALL	0- 1	0- 2	7- 0				
7- 4	0- 2	1- 0	HOME	0- 1	0- 1	6- 0				
1- 5	0- 4	0- 0	AWAY	0- 0	0- 1	1- 0				
0- 0	0- 0	0- 0	NEUTRAL	0- 0	0- 0	0- 0				
8- 3	0- 2	1- 0	NON-CONFERENCE	0- 0	0- 1	7- 0				
7- 1	0- 1	1- 0	HOME	0- 0	0- 0	6- 0				
1- 2	0- 1	0- 0	AWAY	0- 0	0- 1	1- 0				
0- 0	0- 0	0- 0	NEUTRAL	0- 0	0- 0	0- 0				
0- 6	0- 4	0- 0	CONFERENCE	0- 1	0- 1	0- 0				
0- 3	0- 1	0- 0	HOME	0- 1	0- 1	0- 0				
0- 3	0- 3	0- 0	AWAY	0- 0	0- 0	0- 0				
0- 0	0- 0	0- 0	NEUTRAL	0- 0	0- 0	0- 0				

RPI S	Opponent	Score	RPI S	Opponent	Score	RPI S	Opponent	Score	RPI S	Opponent	Score	Team's RPI: 101
4	A Stanford	40 73	37	H Arkansas	84 80	74	H Washington St.	75 96	104	H Washington	64 67	
4	H Stanford	65 79							144	A Harvard	53 56	
5	A UConn	61 72							167	H Santa Clara	69 65	
7	A Oregon	55 105							210	H Boston U.	73 62	
10	A Oregon St.	44 81							236	H UC Riverside	84 61	
20	H Kentucky	61 63							270	A San Diego St.	74 48	
									271	H Grand Canyon	72 53	
									281	H Long Beach St.	68 45	
									312	H N.C. Central	90 69	
LAST 10 Division I												
7	A Oregon	55 105	104	H Washington	64 67							
10	A Oregon St.	44 81	271	H Grand Canyon	72 53							
4	H Stanford	65 79	20	H Kentucky	61 63							
4	A Stanford	40 73	167	H Santa Clara	69 65							
74	H Washington St.	75 96	210	H Boston U.	73 62							

Non-Div I Games:

California

Loss, Non-Conf, S Site, H Home A Away N Neutral

Average RPI Win:	275	WON-LOST	WINNING	LAST 10	STRENGTH OF	OPP. STRENGTH	TEAM	ADJ.	CONF.	ADJ CONF.
Average RPI Loss:	212	RECORD	PCT. RANK	GAMES	SCHEDULE	OF SCHEDULE	RPI	RPI	RPI	RPI
DIV. I ONLY	7- 10	217	2-8	317	312	297	297	32	32	
DIV. I NON-CONF.	6- 6	164	1-4	254	302	241	241	32	32	
TOTALS	RPI 1-25	RPI 26-50	W-L RECORDS	RPI 51-100	RPI 101-150	RPI 150+				
7- 10	0- 1	0- 0	OVERALL	0- 0	0- 1	7- 8				
5- 3	0- 0	0- 0	HOME	0- 0	0- 1	5- 2				
2- 4	0- 0	0- 0	AWAY	0- 0	0- 0	2- 4				
0- 3	0- 1	0- 0	NEUTRAL	0- 0	0- 0	0- 2				
6- 6	0- 1	0- 0	NON-CONFERENCE	0- 0	0- 0	6- 5				
5- 1	0- 0	0- 0	HOME	0- 0	0- 0	5- 1				
1- 2	0- 0	0- 0	AWAY	0- 0	0- 0	1- 2				
0- 3	0- 1	0- 0	NEUTRAL	0- 0	0- 0	0- 2				
1- 4	0- 0	0- 0	CONFERENCE	0- 0	0- 1	1- 3				
0- 2	0- 0	0- 0	HOME	0- 0	0- 1	0- 1				
1- 2	0- 0	0- 0	AWAY	0- 0	0- 0	1- 2				
0- 0	0- 0	0- 0	NEUTRAL	0- 0	0- 0	0- 0				

RPI 1-25			RPI 26-50			RPI 51-100			RPI 101+ Team's RPI: 297		
RPI	S	Opponent	Score	RPI	S	RPI	S	Opponent	Score		
4	N	Stanford	78 83					135	H	CSU Bakersfield	61 66
								158	N	Houston	75 96
								197	N	Bowling Green	60 98
								209	H	Northern Ariz.	98 79
								220	A	Cal St. Fullerton	93 97
								236	A	UC Riverside	64 80
								256	H	CSUN	64 56
								270	H	San Diego St.	68 80
								271	H	Grand Canyon	58 62
								274	H	Alabama A&M	60 55
								277	A	Idaho St.	74 68
								280	H	UC Santa Barbara	85 81
								281	H	Long Beach St.	79 70
								307	A	New Mexico St.	56 57
								322	A	UTRGV	68 87
								347	A	Chicago St.	80 65
LAST 10 Division I											
347	A	Chicago St.	80 65	270	H	San Diego St.	68 80				
271	H	Grand Canyon	58 62	277	A	Idaho St.	74 68				
135	H	CSU Bakersfield	61 66	220	A	Cal St. Fullerton	93 97				
322	A	UTRGV	68 87	236	A	UC Riverside	64 80				
307	A	New Mexico St.	56 57	197	N	Bowling Green	60 98				

Non-Div I Games: Ottawa (AZ) 103 75 LIFE Pacific 93 48

California Baptist

Loss, Non-Conf, S Site, H Home A Away N Neutral

Average RPI Win:	256	WON-LOST	WINNING	LAST 10	STRENGTH OF	OPP. STRENGTH	TEAM	ADJ.	CONF.	ADJ CONF.
Average RPI Loss:	193	RECORD	PCT. RANK	GAMES	SCHEDULE	OF SCHEDULE	RPI	RPI	RPI	RPI
DIV. I ONLY	11- 5	66	8-2	287	338	138	138	27	27	
DIV. I NON-CONF.	3- 4	201	0-1	271	263	219	219	28	28	
TOTALS	RPI 1-25	RPI 26-50	W-L RECORDS	RPI 51-100	RPI 101-150	RPI 150+				
11- 5	0- 0	0- 1	OVERALL	0- 1	1- 0	10- 3				
7- 0	0- 0	0- 0	HOME	0- 0	1- 0	6- 0				
4- 5	0- 0	0- 1	AWAY	0- 1	0- 0	4- 3				
0- 0	0- 0	0- 0	NEUTRAL	0- 0	0- 0	0- 0				
3- 4	0- 0	0- 1	NON-CONFERENCE	0- 1	1- 0	2- 2				
2- 0	0- 0	0- 0	HOME	0- 0	1- 0	1- 0				
1- 4	0- 0	0- 1	AWAY	0- 1	0- 0	1- 2				
0- 0	0- 0	0- 0	NEUTRAL	0- 0	0- 0	0- 0				
8- 1	0- 0	0- 0	CONFERENCE	0- 0	0- 0	8- 1				
5- 0	0- 0	0- 0	HOME	0- 0	0- 0	5- 0				
3- 1	0- 0	0- 0	AWAY	0- 0	0- 0	3- 1				
0- 0	0- 0	0- 0	NEUTRAL	0- 0	0- 0	0- 0				

RPI 1-25	RPI 26-50	RPI 51-100	RPI 101+	Team's RPI: 138
RPI S Opponent Score	RPI S Opponent Score	RPI S Opponent Score	RPI S Opponent Score	
	33 A Old Dominion 44 59	58 A Wake Forest 46 74	125 H UNC Greensboro 72 64	
			172 A Hampton 68 31	
			218 H Gardner-Webb 48 44	
			221 H Kennesaw St. 63 51	
			241 H High Point 73 36	
			249 A UNC Asheville 52 60	
			253 H Winthrop 63 47	
			289 A Longwood 70 55	
			300 A Presbyterian 53 47	
			312 A N.C. Central 64 67	
			315 A Hofstra 55 58	
			328 A Western Caro. 61 40	
			332 H Charleston So. 61 36	
			335 H USC Upstate 50 38	
LAST 10 Division I				
332 H Charleston So. 61 36	289 A Longwood 70 55			
300 A Presbyterian 53 47	249 A UNC Asheville 52 60			
253 H Winthrop 63 47	335 H USC Upstate 50 38			
172 A Hampton 68 31	241 H High Point 73 36			
218 H Gardner-Webb 48 44	315 A Hofstra 55 58			

Non-Div I Games: St. Andrews 122 56 Bluefield Col. 65 41

Campbell

Loss, Non-Conf, S Site, H Home A Away N Neutral

Canisius

Through Games Of Jan. 22, 2020

Average RPI Win:	288	WON-LOST	WINNING	LAST 10	STRENGTH OF	OPP. STRENGTH	TEAM	ADJ.	CONF.	ADJ CONF.
Average RPI Loss:	203	RECORD	PCT. RANK	GAMES	SCHEDULE	OF SCHEDULE	RPI	RPI	RPI	RPI
DIV. I ONLY	2- 13	329	1-9	292	269	333	333	25	25	
DIV. I NON-CONF.	1- 8	322	0-4	301	262	341	341	25	25	
TOTALS	RPI 1-25	RPI 26-50	W-L RECORDS	RPI 51-100	RPI 101-150	RPI 150+				
2- 13	0- 0	0- 0	OVERALL	0- 3	0- 0	2- 10				
1- 4	0- 0	0- 0	HOME	0- 2	0- 0	1- 2				
1- 8	0- 0	0- 0	AWAY	0- 1	0- 0	1- 7				
0- 1	0- 0	0- 0	NEUTRAL	0- 0	0- 0	0- 1				
1- 8	0- 0	0- 0	NON-CONFERENCE	0- 2	0- 0	1- 6				
1- 2	0- 0	0- 0	HOME	0- 1	0- 0	1- 1				
0- 5	0- 0	0- 0	AWAY	0- 1	0- 0	0- 4				
0- 1	0- 0	0- 0	NEUTRAL	0- 0	0- 0	0- 1				
1- 5	0- 0	0- 0	CONFERENCE	0- 1	0- 0	1- 4				
0- 2	0- 0	0- 0	HOME	0- 1	0- 0	0- 1				
1- 3	0- 0	0- 0	AWAY	0- 0	0- 0	1- 3				
0- 0	0- 0	0- 0	NEUTRAL	0- 0	0- 0	0- 0				

RPI 1-25				RPI 26-50				RPI 51-100				RPI 101+ Team's RPI: 333					
RPI	S	Opponent	Score	RPI	S	Opponent	Score	RPI	S	Opponent	Score	RPI	S	Opponent	Score		
								78	H	Marist	59	90	162	A	Toledo	65	83
								83	A	Buffalo	55	71	164	A	Youngstown St.	59	87
								95	H	Colgate	69	90	204	A	Quinnipiac	71	74
													213	A	Manhattan	50	68
													231	A	Stetson	52	68
													245	A	Fairfield	70	72
													267	N	Appalachian St.	57	74
													273	A	Vermont	53	76
													285	A	Monmouth	71	62
													290	H	St. Bonaventure	84	82
													309	H	Siena	63	68
													320	H	Albany (NY)	53	70
LAST 10 Division I																	
204	A	Quinnipiac	71	74	213	A	Manhattan	50	68								
245	A	Fairfield	70	72	162	A	Toledo	65	83								
309	H	Siena	63	68	267	N	Appalachian St.	57	74								
78	H	Marist	59	90	231	A	Stetson	52	68								
285	A	Monmouth	71	62	273	A	Vermont	53	76								

Non-Div I Games:

Canisius

■ Loss,
 ■ Non-Conf,
 ■ S Site,
 ■ H Home
 ■ A Away
 N Neutral

Central Ark.

Through Games Of Jan. 22, 2020

Average RPI Win:	281	WON-LOST	WINNING	LAST 10	STRENGTH OF	OPP. STRENGTH	TEAM	ADJ.	CONF.	ADJ CONF.
Average RPI Loss:	136	RECORD	PCT. RANK	GAMES	SCHEDULE	OF SCHEDULE	RPI	RPI	RPI	RPI
DIV. I ONLY	5- 9	253	5-5	195	253	211	211	24	24	
DIV. I NON-CONF.	1- 5	313	1-1	54	110	230	230	23	23	
TOTALS	RPI 1-25	RPI 26-50	W-L RECORDS	RPI 51-100	RPI 101-150	RPI 150+				
5- 9	0- 1	0- 0	OVERALL	0- 1	0- 4	5- 3				
2- 2	0- 0	0- 0	HOME	0- 0	0- 1	2- 1				
3- 7	0- 1	0- 0	AWAY	0- 1	0- 3	3- 2				
0- 0	0- 0	0- 0	NEUTRAL	0- 0	0- 0	0- 0				
1- 5	0- 1	0- 0	NON-CONFERENCE	0- 1	0- 1	1- 2				
1- 0	0- 0	0- 0	HOME	0- 0	0- 0	1- 0				
0- 5	0- 1	0- 0	AWAY	0- 1	0- 1	0- 2				
0- 0	0- 0	0- 0	NEUTRAL	0- 0	0- 0	0- 0				
4- 4	0- 0	0- 0	CONFERENCE	0- 0	0- 3	4- 1				
1- 2	0- 0	0- 0	HOME	0- 0	0- 1	1- 1				
3- 2	0- 0	0- 0	AWAY	0- 0	0- 2	3- 0				
0- 0	0- 0	0- 0	NEUTRAL	0- 0	0- 0	0- 0				

RPI 1-25				RPI 26-50				RPI 51-100				RPI 101+ Team's RPI: 211			
RPI	S	Opponent	Score	RPI	S	Opponent	Score	RPI	S	Opponent	Score	RPI	S	Opponent	Score
19	A	Texas A&M	46 76					62	A	Tennessee	36 63	118	A	Tulane	38 65
												137	H	New Orleans	37 49
												148	A	A&M-Corpus Christi	47 67
												150	A	SFA	41 102
												159	H	Sam Houston St.	54 72
												163	H	Jackson St.	57 54
												202	A	Little Rock	48 63
												225	A	Northern Ky.	56 72
												293	A	Nicholls St.	53 46
												311	A	Incarnate Word	47 37
												314	H	Houston Baptist	63 39
												326	A	McNeese	70 57
LAST 10 Division I															
293	A	Nicholls St.	53 46	314	H	Houston Baptist	63 39								
150	A	SFA	41 102	148	A	A&M-Corpus Christi	47 67								
159	H	Sam Houston St.	54 72	311	A	Incarnate Word	47 37								
137	H	New Orleans	37 49	19	A	Texas A&M	46 76								
326	A	McNeese	70 57	163	H	Jackson St.	57 54								

Non-Div I Games: Hendrix 104 28 Central Baptist 66 43 Crowley's Ridge 82 26

Central Ark.

Loss, Non-Conf, S Site, H Home A Away N Neutral

Average RPI Win:	344	WON-LOST	WINNING	LAST 10	STRENGTH OF	OPP. STRENGTH	TEAM	ADJ.	CONF.	ADJ CONF.
Average RPI Loss:	210	RECORD	PCT. RANK	GAMES	SCHEDULE	OF SCHEDULE	RPI	RPI	RPI	RPI
DIV. I ONLY	1- 17	347	1-9	291	327	345	345	29	29	
DIV. I NON-CONF.	1- 10	329	1-2	270	290	331	331	30	30	
TOTALS	RPI 1-25	RPI 26-50	W-L RECORDS	RPI 51-100	RPI 101-150	RPI 150+				
1- 17	0- 0	0- 1	OVERALL	0- 1	0- 3	1- 12				
0- 6	0- 0	0- 0	HOME	0- 0	0- 1	0- 5				
1- 11	0- 0	0- 1	AWAY	0- 1	0- 2	1- 7				
0- 0	0- 0	0- 0	NEUTRAL	0- 0	0- 0	0- 0				
1- 10	0- 0	0- 1	NON-CONFERENCE	0- 1	0- 2	1- 6				
0- 3	0- 0	0- 0	HOME	0- 0	0- 0	0- 3				
1- 7	0- 0	0- 1	AWAY	0- 1	0- 2	1- 3				
0- 0	0- 0	0- 0	NEUTRAL	0- 0	0- 0	0- 0				
0- 7	0- 0	0- 0	CONFERENCE	0- 0	0- 1	0- 6				
0- 3	0- 0	0- 0	HOME	0- 0	0- 1	0- 2				
0- 4	0- 0	0- 0	AWAY	0- 0	0- 0	0- 4				
0- 0	0- 0	0- 0	NEUTRAL	0- 0	0- 0	0- 0				

RPI 1-25			RPI 26-50			RPI 51-100			RPI 101+			Team's RPI: 345
RPI	S	Opponent	Score	RPI	S	Opponent	Score	RPI	S	Opponent	Score	
				30	A	FGCU	60 94	83	A	Buffalo	56 61	
										103	A	Duquesne 33 72
										117	A	Lehigh 51 70
										131	H	Robert Morris 56 86
										170	H	Merrimack 56 65
										193	A	Fla. Atlantic 54 72
										212	A	Mt. St. Mary's 64 72
										226	H	Brown 73 83
										227	H	Saint Francis (PA) 52 64
										230	H	UMass Lowell 54 56
										268	A	Sacred Heart 58 66
										279	A	New Hampshire 59 70
										301	A	Pittsburgh 73 81
										320	H	Albany (NY) 63 73
										336	A	Fairleigh Dickinson 47 66
										344	A	Hartford 61 54
										348	A	LIU Brooklyn 61 63
LAST 10 Division I												
				336	A	Fairleigh Dickinson	47 66			227	H	Saint Francis (PA) 52 64
				212	A	Mt. St. Mary's	64 72			131	H	Robert Morris 56 86
				348	A	LIU Brooklyn	61 63			344	A	Hartford 61 54
				170	H	Merrimack	56 65			30	A	FGCU 60 94
				268	A	Sacred Heart	58 66			193	A	Fla. Atlantic 54 72

Non-Div I Games:

Central Conn. St.

■ Loss,
 ■ Non-Conf,
 ■ S Site,
 ■ H Home
 ■ A Away
 N Neutral

Central Mich.

Through Games Of Jan. 22, 2020

Average RPI Win:	145	WON-LOST	WINNING	LAST 10	STRENGTH OF	OPP. STRENGTH	TEAM	ADJ.	CONF.	ADJ CONF.
Average RPI Loss:	70	RECORD	PCT. RANK	GAMES	SCHEDULE	OF SCHEDULE	RPI	RPI	RPI	RPI
DIV. I ONLY	13- 4	42	9-1	33	99	22	22	10	10	
DIV. I NON-CONF.	7- 4	100	3-1	28	76	36	36	10	10	
TOTALS	RPI 1-25	RPI 26-50	W-L RECORDS	RPI 51-100	RPI 101-150	RPI 150+				
13- 4	0- 1	0- 1	OVERALL	5- 1	2- 0	6- 1				
6- 1	0- 0	0- 0	HOME	3- 0	1- 0	2- 1				
7- 3	0- 1	0- 1	AWAY	2- 1	1- 0	4- 0				
0- 0	0- 0	0- 0	NEUTRAL	0- 0	0- 0	0- 0				
7- 4	0- 1	0- 1	NON-CONFERENCE	3- 1	1- 0	3- 1				
4- 1	0- 0	0- 0	HOME	2- 0	1- 0	1- 1				
3- 3	0- 1	0- 1	AWAY	1- 1	0- 0	2- 0				
0- 0	0- 0	0- 0	NEUTRAL	0- 0	0- 0	0- 0				
6- 0	0- 0	0- 0	CONFERENCE	2- 0	1- 0	3- 0				
2- 0	0- 0	0- 0	HOME	1- 0	0- 0	1- 0				
4- 0	0- 0	0- 0	AWAY	1- 0	1- 0	2- 0				
0- 0	0- 0	0- 0	NEUTRAL	0- 0	0- 0	0- 0				

RPI 1-25				RPI 26-50				RPI 51-100				RPI 101+			
RPI	S	Opponent	Score	RPI	S	Opponent	Score	RPI	S	Opponent	Score	RPI	S	Opponent	Score
1	A	Louisville	63 76	32	A	Western Ky.	58 93	64	A	UCF	58 64	134	H	Northeastern	79 63
								67	H	Ball St.	66 39	145	A	Western Mich.	80 70
								71	A	Ohio	73 71	181	A	Eastern Mich.	89 82
								78	H	Marist	77 54	182	H	Green Bay	105 111
								81	A	South Dakota St.	79 74	185	A	Bethune-Cookman	92 67
								87	H	Dayton	81 80	191	A	Akron	77 72
												194	H	Miami (OH)	76 70
												207	H	Iona	70 50
												265	A	Oakland	65 47
LAST 10 Division I															
181	A	Eastern Mich.	89 82	191	A	Akron	77 72								
145	A	Western Mich.	80 70	64	A	UCF	58 64								
67	H	Ball St.	66 39	185	A	Bethune-Cookman	92 67								
194	H	Miami (OH)	76 70	265	A	Oakland	65 47								
71	A	Ohio	73 71	81	A	South Dakota St.	79 74								

Non-Div I Games:

Central Mich.

■ Loss,
 ■ Non-Conf, S Site,
 ■ Home
 ■ Away
 N Neutral

Charleston So.

Through Games Of Jan. 22, 2020

Average RPI Win:	249	WON-LOST	WINNING	LAST 10	STRENGTH OF	OPP. STRENGTH	TEAM	ADJ.	CONF.	ADJ CONF.
Average RPI Loss:	216	RECORD	PCT. RANK	GAMES	SCHEDULE	OF SCHEDULE	RPI	RPI	RPI	RPI
DIV. I ONLY	1- 14	343	1-9	224	347	332	332	27	27	
DIV. I NON-CONF.	0- 7	338	0-2	225	336	340	340	28	28	
TOTALS	RPI 1-25	RPI 26-50	W-L RECORDS	RPI 51-100	RPI 101-150	RPI 150+				
1- 14	0- 1	0- 0	OVERALL	0- 1	0- 1	1- 11				
0- 7	0- 0	0- 0	HOME	0- 0	0- 0	0- 7				
1- 7	0- 1	0- 0	AWAY	0- 1	0- 1	1- 4				
0- 0	0- 0	0- 0	NEUTRAL	0- 0	0- 0	0- 0				
0- 7	0- 1	0- 0	NON-CONFERENCE	0- 1	0- 0	0- 5				
0- 4	0- 0	0- 0	HOME	0- 0	0- 0	0- 4				
0- 3	0- 1	0- 0	AWAY	0- 1	0- 0	0- 1				
0- 0	0- 0	0- 0	NEUTRAL	0- 0	0- 0	0- 0				
1- 7	0- 0	0- 0	CONFERENCE	0- 0	0- 1	1- 6				
0- 3	0- 0	0- 0	HOME	0- 0	0- 0	0- 3				
1- 4	0- 0	0- 0	AWAY	0- 0	0- 1	1- 3				
0- 0	0- 0	0- 0	NEUTRAL	0- 0	0- 0	0- 0				

RPI S	Opponent	Score	RPI S	Opponent	Score	RPI S	Opponent	Score	RPI S	Opponent	Score	Team's RPI: 332
18	A Florida St.	36 88				73	A North Carolina	54 85	138	A Campbell	36 61	
									172	H Hampton	59 64	
									185	H Bethune-Cookman	41 81	
									190	H North Dakota	57 73	
									218	H Gardner-Webb	52 79	
									241	H High Point	70 84	
									243	H Col. of Charleston	70 79	
									248	A Radford	35 72	
									249	A UNC Asheville	60 48	
									289	A Longwood	64 84	
									328	A Western Caro.	64 69	
									335	A USC Upstate	53 70	
									349	H South Carolina St.	75 81	
LAST 10 Division I												
138	A Campbell	36 61	248	A Radford	35 72							
172	H Hampton	59 64	218	H Gardner-Webb	52 79							
249	A UNC Asheville	60 48	335	A USC Upstate	53 70							
241	H High Point	70 84	243	H Col. of Charleston	70 79							
289	A Longwood	64 84	328	A Western Caro.	64 69							

Non-Div I Games: Columbia (SC) 76 59 Virginia-Lynchburg 92 55

Charleston So.

Loss, Non-Conf, S Site, H Home A Away N Neutral

Average RPI Win:	178	WON-LOST	WINNING	LAST 10	STRENGTH OF	OPP. STRENGTH	TEAM	ADJ.	CONF.	ADJ CONF.
Average RPI Loss:	52	RECORD	PCT. RANK	GAMES	SCHEDULE	OF SCHEDULE	RPI	RPI	RPI	RPI
DIV. I ONLY	11- 5	66	6-4	99	80	59	59	13	13	
DIV. I NON-CONF.	9- 2	39	4-1	157	78	53	53	14	14	
TOTALS	RPI 1-25	RPI 26-50	W-L RECORDS	RPI 51-100	RPI 101-150	RPI 150+				
11- 5	0- 1	0- 2	OVERALL	3- 1	2- 1	6- 0				
5- 2	0- 0	0- 1	HOME	0- 0	1- 1	4- 0				
4- 3	0- 1	0- 1	AWAY	2- 1	0- 0	2- 0				
2- 0	0- 0	0- 0	NEUTRAL	1- 0	1- 0	0- 0				
9- 2	0- 1	0- 0	NON-CONFERENCE	3- 0	2- 1	4- 0				
4- 1	0- 0	0- 0	HOME	0- 0	1- 1	3- 0				
3- 1	0- 1	0- 0	AWAY	2- 0	0- 0	1- 0				
2- 0	0- 0	0- 0	NEUTRAL	1- 0	1- 0	0- 0				
2- 3	0- 0	0- 2	CONFERENCE	0- 1	0- 0	2- 0				
1- 1	0- 0	0- 1	HOME	0- 0	0- 0	1- 0				
1- 2	0- 0	0- 1	AWAY	0- 1	0- 0	1- 0				
0- 0	0- 0	0- 0	NEUTRAL	0- 0	0- 0	0- 0				

RPI 1-25			RPI 26-50			RPI 51-100			Team's RPI: 59	RPI 101+		
RPI	S	Opponent	Score	RPI	S	Opponent	Score	RPI	S	Opponent	Score	
20	A	Kentucky	39 86	32	H	Western Ky.	56 60	52	A	Middle Tenn.	59 83	118 N Tulane 60 56
				33	A	Old Dominion	51 54	58	A	Wake Forest	77 65	124 H Fordham 51 76
								79	N	Boston College	84 68	129 H Richmond 78 59
								92	A	Davidson	75 64	156 A UAB 83 75
												218 H Gardner-Webb 74 49
												244 H Marshall 52 46
												254 H Delaware 61 57
												282 A East Carolina 59 47
												323 H UMES 64 44
LAST 10 Division I												
				32	H	Western Ky.	56 60	323	H	UMES	64 44	
				244	H	Marshall	52 46	92	A	Davidson	75 64	
				33	A	Old Dominion	51 54	254	H	Delaware	61 57	
				52	A	Middle Tenn.	59 83	20	A	Kentucky	39 86	
				156	A	UAB	83 75	118	N	Tulane	60 56	

Non-Div I Games:

Charlotte

Chattanooga

Through Games Of Jan. 22, 2020

Average RPI Win: 220	WON-LOST	WINNING	LAST 10	STRENGTH OF	OPP. STRENGTH	TEAM	ADJ.	CONF.	ADJ CONF.
Average RPI Loss: 103	RECORD	PCT. RANK	GAMES	SCHEDULE	OF SCHEDULE	RPI	RPI	RPI	RPI
DIV. I ONLY	4- 14	305	3-7	42	136	201	201	23	23
DIV. I NON-CONF.	1- 13	337	0-6	17	82	216	216	20	20
TOTALS	RPI 1-25	RPI 26-50	W-L RECORDS	RPI 51-100	RPI 101-150	RPI 150+			
4- 14	0- 3	0- 0	OVERALL	0- 5	2- 3	2- 3			
2- 6	0- 1	0- 0	HOME	0- 2	1- 1	1- 2			
2- 8	0- 2	0- 0	AWAY	0- 3	1- 2	1- 1			
0- 0	0- 0	0- 0	NEUTRAL	0- 0	0- 0	0- 0			
1- 13	0- 3	0- 0	NON-CONFERENCE	0- 5	1- 2	0- 3			
0- 6	0- 1	0- 0	HOME	0- 2	0- 1	0- 2			
1- 7	0- 2	0- 0	AWAY	0- 3	1- 1	0- 1			
0- 0	0- 0	0- 0	NEUTRAL	0- 0	0- 0	0- 0			
3- 1	0- 0	0- 0	CONFERENCE	0- 0	1- 1	2- 0			
2- 0	0- 0	0- 0	HOME	0- 0	1- 0	1- 0			
1- 1	0- 0	0- 0	AWAY	0- 0	0- 1	1- 0			
0- 0	0- 0	0- 0	NEUTRAL	0- 0	0- 0	0- 0			

RPI 1-25				RPI 26-50				RPI 51-100				RPI 101+ Team's RPI: 201			
RPI	S	Opponent	Score	RPI	S	Opponent	Score	RPI	S	Opponent	Score	RPI	S	Opponent	Score
1	A	Louisville	37 86					68	A	UT Martin	51 78	111	A	Liberty	71 54
15	A	NC State	38 74					71	H	Ohio	58 70	114	A	Cincinnati	53 72
25	H	Purdue	34 66					72	H	Troy	51 90	125	A	UNC Greensboro	41 49
								81	A	South Dakota St.	56 71	143	H	Furman	60 52
								86	A	Belmont	50 63	149	H	Austin Peay	49 50
												172	H	Hampton	55 84
												200	H	Northern Colo.	42 59
												258	A	Eastern Ky.	65 71
												298	H	Wofford	80 76
												328	A	Western Caro.	59 52
LAST 10 Division I															
143	H	Furman	60 52	15	A	NC State	38 74	72	H	Troy	51 90				
298	H	Wofford	80 76					81	A	South Dakota St.	56 71				
125	A	UNC Greensboro	41 49					68	A	UT Martin	51 78				
328	A	Western Caro.	59 52					258	A	Eastern Ky.	65 71				
71	H	Ohio	58 70												

Non-Div I Games:

Chattanooga

■ Loss,
 ■ Non-Conf, S Site,
 ■ Home
 ■ Away
 N Neutral

Average RPI Win:	135	WON-LOST	WINNING	LAST 10	STRENGTH OF	OPP. STRENGTH	TEAM	ADJ.	CONF.	ADJ CONF.
Average RPI Loss:	236	RECORD	PCT. RANK	GAMES	SCHEDULE	OF SCHEDULE	RPI	RPI	RPI	RPI
DIV. I ONLY	1- 19	348	1-9	312	320	347	347	32	32	
DIV. I NON-CONF.	0- 13	338	0-3	264	272	343	343	32	32	
TOTALS	RPI 1-25	RPI 26-50	W-L RECORDS	RPI 51-100	RPI 101-150	RPI 150+				
1- 19	0- 0	0- 1	OVERALL	0- 1	1- 3	0- 14				
0- 9	0- 0	0- 1	HOME	0- 1	0- 0	0- 7				
1- 9	0- 0	0- 0	AWAY	0- 0	1- 3	0- 6				
0- 1	0- 0	0- 0	NEUTRAL	0- 0	0- 0	0- 1				
0- 13	0- 0	0- 1	NON-CONFERENCE	0- 1	0- 3	0- 8				
0- 6	0- 0	0- 1	HOME	0- 1	0- 0	0- 4				
0- 6	0- 0	0- 0	AWAY	0- 0	0- 3	0- 3				
0- 1	0- 0	0- 0	NEUTRAL	0- 0	0- 0	0- 1				
1- 6	0- 0	0- 0	CONFERENCE	0- 0	1- 0	0- 6				
0- 3	0- 0	0- 0	HOME	0- 0	0- 0	0- 3				
1- 3	0- 0	0- 0	AWAY	0- 0	1- 0	0- 3				
0- 0	0- 0	0- 0	NEUTRAL	0- 0	0- 0	0- 0				

RPI S	Opponent	Score	RPI S	Opponent	Score	RPI S	Opponent	Score	RPI S	Opponent	Score	Team's RPI: 347
41	H Arizona	50 82	99	H Loyola Chicago	53 98	120	A UT Arlington	53 84	135	A CSU Bakersfield	60 58	
						136	A Illinois	66 96	145	A Western Mich.	69 90	
						182	H Green Bay	46 102	184	A Valparaiso	49 95	
						216	H Western Ill.	78 88	265	H Oakland	70 98	
						271	A Grand Canyon	49 69	280	N UC Santa Barbara	65 96	
						287	A Nevada	60 80	297	H California Baptist	65 80	
						307	H New Mexico St.	60 73	318	A Utah Valley	58 89	
						322	H UTRGV	67 87	327	A Evansville	42 76	
						341	A Seattle U	51 80	343	H UIC	61 73	
LAST 10 Division I												
297	H California Baptist	65 80	341	A Seattle U	51 80							
135	A CSU Bakersfield	60 58	318	A Utah Valley	58 89							
271	A Grand Canyon	49 69	184	A Valparaiso	49 95							
322	H UTRGV	67 87	327	A Evansville	42 76							
307	H New Mexico St.	60 73	145	A Western Mich.	69 90							

Non-Div I Games:

Chicago St.

■ Loss,
 ■ Non-Conf,
 ■ S Site,
 ■ H Home
 ■ A Away
 N Neutral

Cincinnati

Through Games Of Jan. 22, 2020

Average RPI Win:	184	WON-LOST	WINNING	LAST 10	STRENGTH OF	OPP. STRENGTH	TEAM	ADJ.	CONF.	ADJ CONF.
Average RPI Loss:	65	RECORD	PCT. RANK	GAMES	SCHEDULE	OF SCHEDULE	RPI	RPI	RPI	RPI
DIV. I ONLY	12- 6	71	8-2	177	33	114	114	9	9	
DIV. I NON-CONF.	9- 4	84	5-0	249	24	138	138	8	8	
TOTALS	RPI 1-25	RPI 26-50	W-L RECORDS	RPI 51-100	RPI 101-150	RPI 150+				
12- 6	0- 1	0- 2	OVERALL	2- 1	2- 2	8- 0				
9- 2	0- 0	0- 1	HOME	2- 0	1- 1	6- 0				
3- 2	0- 0	0- 0	AWAY	0- 1	1- 1	2- 0				
0- 2	0- 1	0- 1	NEUTRAL	0- 0	0- 0	0- 0				
9- 4	0- 1	0- 2	NON-CONFERENCE	1- 0	2- 1	6- 0				
7- 2	0- 0	0- 1	HOME	1- 0	1- 1	5- 0				
2- 0	0- 0	0- 0	AWAY	0- 0	1- 0	1- 0				
0- 2	0- 1	0- 1	NEUTRAL	0- 0	0- 0	0- 0				
3- 2	0- 0	0- 0	CONFERENCE	1- 1	0- 1	2- 0				
2- 0	0- 0	0- 0	HOME	1- 0	0- 0	1- 0				
1- 2	0- 0	0- 0	AWAY	0- 1	0- 1	1- 0				
0- 0	0- 0	0- 0	NEUTRAL	0- 0	0- 0	0- 0				

RPI 1-25				RPI 26-50				RPI 51-100				RPI 101+				Team's RPI: 114
RPI	S	Opponent	Score	RPI	S	Opponent	Score	RPI	S	Opponent	Score	RPI	S	Opponent	Score	
6	N	Iowa	61 69	28	H	Ohio St.	73 78	64	H	UCF	81 64	102	H	Saint Louis	50 60	
				48	N	Bucknell	48 56	67	H	Ball St.	63 56	110	A	VCU	58 56	
								85	A	South Fla.	68 76	113	H	Utah	68 62	
												118	A	Tulane	59 64	
												158	H	Houston	85 66	
												168	A	Memphis	73 66	
												194	H	Miami (OH)	98 68	
												201	H	Chattanooga	72 53	
												214	A	Xavier	85 78	
												274	H	Alabama A&M	62 47	
												301	H	Pittsburgh	69 53	
												342	H	Coppin St.	86 40	
LAST 10 Division I																
				158	H	Houston	85 66					342	H	Coppin St.	86 40	
				118	A	Tulane	59 64					301	H	Pittsburgh	69 53	
				64	H	UCF	81 64					274	H	Alabama A&M	62 47	
				168	A	Memphis	73 66					214	A	Xavier	85 78	
				85	A	South Fla.	68 76					194	H	Miami (OH)	98 68	

Non-Div I Games:

Cincinnati

■ Loss,
 ■ Non-Conf, S Site,
 ■ Home
 ■ Away
 N Neutral

Average RPI Win: 222	WON-LOST	WINNING	LAST 10	STRENGTH OF	OPP. STRENGTH	TEAM	ADJ.	CONF.	ADJ CONF.
Average RPI Loss: 71	RECORD	PCT. RANK	GAMES	SCHEDULE	OF SCHEDULE	RPI	RPI	RPI	RPI
DIV. I ONLY	7- 11	231	4-6	73	50	171	171	5	5
DIV. I NON-CONF.	4- 7	225	1-2	130	124	215	215	3	3

TOTALS	RPI 1-25	RPI 26-50	W-L RECORDS	RPI 51-100	RPI 101-150	RPI 150+			
7- 11	0- 5	1- 1	OVERALL	0- 2	2- 1	4- 2			
4- 6	0- 3	1- 0	HOME	0- 1	1- 1	2- 1			
2- 4	0- 1	0- 1	AWAY	0- 1	1- 0	1- 1			
1- 1	0- 1	0- 0	NEUTRAL	0- 0	0- 0	1- 0			
4- 7	0- 3	0- 0	NON-CONFERENCE	0- 1	1- 1	3- 2			
2- 4	0- 1	0- 0	HOME	0- 1	1- 1	1- 1			
1- 2	0- 1	0- 0	AWAY	0- 0	0- 0	1- 1			
1- 1	0- 1	0- 0	NEUTRAL	0- 0	0- 0	1- 0			
3- 4	0- 2	1- 1	CONFERENCE	0- 1	1- 0	1- 0			
2- 2	0- 2	1- 0	HOME	0- 0	0- 0	1- 0			
1- 2	0- 0	0- 1	AWAY	0- 1	1- 0	0- 0			
0- 0	0- 0	0- 0	NEUTRAL	0- 0	0- 0	0- 0			

RPI 1-25				RPI 26-50				RPI 51-100				RPI 101+ Team's RPI: 171			
RPI	S	Opponent	Score	RPI	S	Opponent	Score	RPI	S	Opponent	Score	RPI	S	Opponent	Score
1	H	Louisville	50 75	40	A	Georgia Tech	47 49	58	A	Wake Forest	58 63	121	A	Notre Dame	71 55
2	H	South Carolina	48 84	49	H	Duke	62 58	63	H	Alabama	54 67	128	H	N.C. A&T	74 82
6	A	Iowa	60 74									143	H	Furman	77 71
16	N	Maryland	44 63									189	A	Penn St.	55 68
18	H	Florida St.	64 81									262	H	Navy	52 65
												301	H	Pittsburgh	75 67
												308	N	Alcorn	77 46
												310	H	Alabama St.	76 43
												324	A	Mercer	65 61

LAST 10 Division I															
				49	H	Duke	62 58	121	A	Notre Dame	71 55				
				301	H	Pittsburgh	75 67	128	H	N.C. A&T	74 82				
				40	A	Georgia Tech	47 49	324	A	Mercer	65 61				
				58	A	Wake Forest	58 63	18	H	Florida St.	64 81				
				1	H	Louisville	50 75	6	A	Iowa	60 74				

Non-Div I Games:

Clemson

■ Loss,
 ■ Non-Conf,
 ■ S Site,
 ■ H Home
 ■ A Away
 N Neutral

Average RPI Win:	270	WON-LOST	WINNING	LAST 10	STRENGTH OF	OPP. STRENGTH	TEAM	ADJ.	CONF.	ADJ CONF.
Average RPI Loss:	174	RECORD	PCT. RANK	GAMES	SCHEDULE	OF SCHEDULE	RPI	RPI	RPI	RPI
DIV. I ONLY	12- 4	50	7-3	350	214	187	187	20	20	
DIV. I NON-CONF.	8- 1	27	3-0	351	175	170	170	18	18	
TOTALS	RPI 1-25	RPI 26-50	W-L RECORDS	RPI 51-100	RPI 101-150	RPI 150+				
12- 4	0- 0	0- 0	OVERALL	0- 1	0- 1	12- 2				
3- 1	0- 0	0- 0	HOME	0- 1	0- 0	3- 0				
9- 3	0- 0	0- 0	AWAY	0- 0	0- 1	9- 2				
0- 0	0- 0	0- 0	NEUTRAL	0- 0	0- 0	0- 0				
8- 1	0- 0	0- 0	NON-CONFERENCE	0- 0	0- 0	8- 1				
1- 0	0- 0	0- 0	HOME	0- 0	0- 0	1- 0				
7- 1	0- 0	0- 0	AWAY	0- 0	0- 0	7- 1				
0- 0	0- 0	0- 0	NEUTRAL	0- 0	0- 0	0- 0				
4- 3	0- 0	0- 0	CONFERENCE	0- 1	0- 1	4- 1				
2- 1	0- 0	0- 0	HOME	0- 1	0- 0	2- 0				
2- 2	0- 0	0- 0	AWAY	0- 0	0- 1	2- 1				
0- 0	0- 0	0- 0	NEUTRAL	0- 0	0- 0	0- 0				

RPI S	Opponent	Score	RPI S	Opponent	Score	RPI S	Opponent	Score	RPI S	Opponent	Score	Team's RPI: 187
						53	H IUPUI	53 78	133	A Wright St.	62 78	
									164	H Youngstown St.	60 52	
									191	H Akron	66 62	
									197	A Bowling Green	62 89	
									225	A Northern Ky.	73 68	
									232	A ETSU	62 54	
									261	A Delaware St.	57 49	
									265	A Oakland	79 58	
									278	A Omaha	79 66	
									290	A St. Bonaventure	65 62	
									313	A Detroit Mercy	59 70	
									315	A Hofstra	61 51	
									328	A Western Caro.	68 61	
									343	H UIC	84 44	
									348	A LIU Brooklyn	79 49	
LAST 10 Division I												
265	A Oakland	79 58	53	H IUPUI	53 78							
313	A Detroit Mercy	59 70	343	H UIC	84 44							
164	H Youngstown St.	60 52	278	A Omaha	79 66							
225	A Northern Ky.	73 68	232	A ETSU	62 54							
133	A Wright St.	62 78	328	A Western Caro.	68 61							

Non-Div I Games: Davis & Elkins 110 41 Lake Erie 95 49

Cleveland St.

Loss, Non-Conf, S Site, H Home A Away N Neutral

Average RPI Win: 237		WON-LOST	WINNING	LAST 10	STRENGTH OF	OPP. STRENGTH	TEAM	ADJ.	CONF.	ADJ CONF.
Average RPI Loss: 101		RECORD	PCT. RANK	GAMES	SCHEDULE	OF SCHEDULE	RPI	RPI	RPI	RPI
DIV. I ONLY		13- 2	17	9-1	319	203	106	106	22	22
DIV. I NON-CONF.		8- 1	27	4-0	341	243	155	155	22	22
TOTALS	RPI 1-25		RPI 26-50		W-L RECORDS		RPI 51-100		RPI 101-150	RPI 150+
13- 2	0- 0		0- 0		OVERALL		0- 1		3- 1	10- 0
6- 1	0- 0		0- 0		HOME		0- 0		2- 1	4- 0
6- 1	0- 0		0- 0		AWAY		0- 1		0- 0	6- 0
1- 0	0- 0		0- 0		NEUTRAL		0- 0		1- 0	0- 0
8- 1	0- 0		0- 0		NON-CONFERENCE		0- 0		2- 1	6- 0
4- 1	0- 0		0- 0		HOME		0- 0		1- 1	3- 0
3- 0	0- 0		0- 0		AWAY		0- 0		0- 0	3- 0
1- 0	0- 0		0- 0		NEUTRAL		0- 0		1- 0	0- 0
5- 1	0- 0		0- 0		CONFERENCE		0- 1		1- 0	4- 0
2- 0	0- 0		0- 0		HOME		0- 0		1- 0	1- 0
3- 1	0- 0		0- 0		AWAY		0- 1		0- 0	3- 0
0- 0	0- 0		0- 0		NEUTRAL		0- 0		0- 0	0- 0

RPI 1-25				RPI 26-50				RPI 51-100				RPI 101+ Team's RPI: 106				
RPI	S	Opponent	Score	RPI	S	Opponent	Score	RPI	S	Opponent	Score	RPI	S	Opponent	Score	
								72	A	Troy	77	84	105	N	Elon	76 65
													120	H	UT Arlington	62 56
													125	H	UNC Greensboro	63 54
													129	H	Richmond	67 79
													202	A	Little Rock	68 48
													206	H	George Mason	74 59
													242	A	UNCW	62 43
													247	A	South Alabama	71 62
													267	A	Appalachian St.	80 53
													294	H	Texas St.	75 67
													298	A	Wofford	78 73
													303	H	Ark.-Pine Bluff	76 69
													328	A	Western Caro.	66 43
													349	H	South Carolina St.	85 44
LAST 10 Division I																
				267	A	Appalachian St.	80 53	72	A	Troy	77	84				
				202	A	Little Rock	68 48	349	H	South Carolina St.	85	44				
				120	H	UT Arlington	62 56	105	N	Elon	76	65				
				294	H	Texas St.	75 67	242	A	UNCW	62	43				
				247	A	South Alabama	71 62	206	H	George Mason	74	59				

Non-Div I Games:	UNC Pembroke	86	44	Wesleyan (GA)	132	32
------------------	--------------	----	----	---------------	-----	----

Coastal Caro.

Loss, Non-Conf, S Site, H Home A Away N Neutral

Average RPI Win:	270	WON-LOST	WINNING	LAST 10	STRENGTH OF	OPP. STRENGTH	TEAM	ADJ.	CONF.	ADJ CONF.
Average RPI Loss:	147	RECORD	PCT. RANK	GAMES	SCHEDULE	OF SCHEDULE	RPI	RPI	RPI	RPI
DIV. I ONLY	8- 8	173	5-5	297	260	243	243	14	14	
DIV. I NON-CONF.	6- 4	122	3-1	347	321	272	272	13	13	
TOTALS	RPI 1-25	RPI 26-50	W-L RECORDS	RPI 51-100	RPI 101-150	RPI 150+				
8- 8	0- 0	0- 1	OVERALL	1- 1	0- 2	7- 4				
4- 4	0- 0	0- 1	HOME	1- 0	0- 1	3- 2				
4- 4	0- 0	0- 0	AWAY	0- 1	0- 1	4- 2				
0- 0	0- 0	0- 0	NEUTRAL	0- 0	0- 0	0- 0				
6- 4	0- 0	0- 0	NON-CONFERENCE	0- 1	0- 1	6- 2				
2- 2	0- 0	0- 0	HOME	0- 0	0- 1	2- 1				
4- 2	0- 0	0- 0	AWAY	0- 1	0- 0	4- 1				
0- 0	0- 0	0- 0	NEUTRAL	0- 0	0- 0	0- 0				
2- 4	0- 0	0- 1	CONFERENCE	1- 0	0- 1	1- 2				
2- 2	0- 0	0- 1	HOME	1- 0	0- 0	1- 1				
0- 2	0- 0	0- 0	AWAY	0- 0	0- 1	0- 1				
0- 0	0- 0	0- 0	NEUTRAL	0- 0	0- 0	0- 0				

RPI 1-25				RPI 26-50				RPI 51-100				RPI 101+				Team's RPI: 243	
RPI	S	Opponent	Score	RPI	S	Opponent	Score	RPI	S	Opponent	Score	RPI	S	Opponent	Score		
				44	H	James Madison	53 87	58	A	Wake Forest	50 106	105	A	Elon	48 90		
								90	H	Drexel	73 59	125	H	UNC Greensboro	56 69		
												157	A	William & Mary	60 85		
												177	H	Towson	62 79		
												206	H	George Mason	61 72		
												241	A	High Point	79 70		
												253	A	Winthrop	84 73		
												254	H	Delaware	84 73		
												300	A	Presbyterian	54 58		
												312	H	N.C. Central	85 78		
												328	H	Western Caro.	73 62		
												332	A	Charleston So.	79 70		
												349	A	South Carolina St.	76 55		
LAST 10 Division I																	
				44	H	James Madison	53 87	90	H	Drexel	73 59						
				177	H	Towson	62 79	328	H	Western Caro.	73 62						
				157	A	William & Mary	60 85	332	A	Charleston So.	79 70						
				105	A	Elon	48 90	125	H	UNC Greensboro	56 69						
				254	H	Delaware	84 73	253	A	Winthrop	84 73						

Non-Div I Games: Coker 82 57

Col. of Charleston

■ Loss,
 ■ Non-Conf, S Site,
 ■ Home
 ■ Away
 N Neutral

Average RPI Win:	243	WON-LOST	WINNING	LAST 10	STRENGTH OF	OPP. STRENGTH	TEAM	ADJ.	CONF.	ADJ CONF.
Average RPI Loss:	85	RECORD	PCT. RANK	GAMES	SCHEDULE	OF SCHEDULE	RPI	RPI	RPI	RPI
DIV. I ONLY	13- 5	57	7-3	250	158	95	95	15	15	
DIV. I NON-CONF.	8- 3	68	2-1	228	168	80	80	15	15	
TOTALS	RPI 1-25	RPI 26-50	W-L RECORDS	RPI 51-100	RPI 101-150	RPI 150+				
13- 5	0- 1	1- 1	OVERALL	0- 1	0- 1	12- 1				
8- 0	0- 0	1- 0	HOME	0- 0	0- 0	7- 0				
5- 5	0- 1	0- 1	AWAY	0- 1	0- 1	5- 1				
0- 0	0- 0	0- 0	NEUTRAL	0- 0	0- 0	0- 0				
8- 3	0- 1	1- 0	NON-CONFERENCE	0- 1	0- 1	7- 0				
5- 0	0- 0	1- 0	HOME	0- 0	0- 0	4- 0				
3- 3	0- 1	0- 0	AWAY	0- 1	0- 1	3- 0				
0- 0	0- 0	0- 0	NEUTRAL	0- 0	0- 0	0- 0				
5- 2	0- 0	0- 1	CONFERENCE	0- 0	0- 0	5- 1				
3- 0	0- 0	0- 0	HOME	0- 0	0- 0	3- 0				
2- 2	0- 0	0- 1	AWAY	0- 0	0- 0	2- 1				
0- 0	0- 0	0- 0	NEUTRAL	0- 0	0- 0	0- 0				

RPI 1-25				RPI 26-50				RPI 51-100				Team's RPI: 95	RPI 101+			
RPI	S	Opponent	Score	RPI	S	Opponent	Score	RPI	S	Opponent	Score		RPI	S	Opponent	Score
17	A	Northwestern	44 73	46	H	Yale	70 67	63	A	Alabama	52 72		102	A	Saint Louis	51 61
				48	A	Bucknell	43 66						160	A	Cornell	62 58
													197	A	American	61 63
													210	A	Boston U.	70 61
													222	H	Lafayette	73 52
													223	H	Niagara	85 72
													230	H	UMass Lowell	73 51
													262	H	Navy	80 55
													269	H	Wagner	74 58
													283	H	Army West Point	100 93
													288	A	Loyola Maryland	76 74
													309	H	Siena	88 51
													330	A	NJIT	79 52
													333	A	Canisius	90 69
LAST 10 Division I																
				48	A	Bucknell	43 66	283	H	Army West Point	100 93					
				210	A	Boston U.	70 61	197	A	American	61 63					
				222	H	Lafayette	73 52	269	H	Wagner	74 58					
				262	H	Navy	80 55	63	A	Alabama	52 72					
				288	A	Loyola Maryland	76 74	309	H	Siena	88 51					

Non-Div I Games:

Colgate

Colorado

Through Games Of Jan. 22, 2020

Average RPI Win:	192	WON-LOST	WINNING	LAST 10	STRENGTH OF	OPP. STRENGTH	TEAM	ADJ.	CONF.	ADJ CONF.
Average RPI Loss:	35	RECORD	PCT. RANK	GAMES	SCHEDULE	OF SCHEDULE	RPI	RPI	RPI	RPI
DIV. I ONLY	13- 4	42	6-4	110	62	50	50	1	1	
DIV. I NON-CONF.	11- 0	1	4-0	289	160	54	54	1	1	
TOTALS	RPI 1-25	RPI 26-50	W-L RECORDS	RPI 51-100	RPI 101-150	RPI 150+				
13- 4	0- 3	0- 0	OVERALL	2- 0	3- 1	8- 0				
7- 2	0- 1	0- 0	HOME	2- 0	1- 1	4- 0				
5- 2	0- 2	0- 0	AWAY	0- 0	2- 0	3- 0				
1- 0	0- 0	0- 0	NEUTRAL	0- 0	0- 0	1- 0				
11- 0	0- 0	0- 0	NON-CONFERENCE	1- 0	2- 0	8- 0				
6- 0	0- 0	0- 0	HOME	1- 0	1- 0	4- 0				
4- 0	0- 0	0- 0	AWAY	0- 0	1- 0	3- 0				
1- 0	0- 0	0- 0	NEUTRAL	0- 0	0- 0	1- 0				
2- 4	0- 3	0- 0	CONFERENCE	1- 0	1- 1	0- 0				
1- 2	0- 1	0- 0	HOME	1- 0	0- 1	0- 0				
1- 2	0- 2	0- 0	AWAY	0- 0	1- 0	0- 0				
0- 0	0- 0	0- 0	NEUTRAL	0- 0	0- 0	0- 0				

RPI S Opponent Score	RPI S Opponent Score	Team's RPI: 50	RPI S Opponent Score	RPI S Opponent Score	RPI S Opponent Score
7 A Oregon 46 104			82 H Southern California 66 53	113 A Utah 80 70	
9 H UCLA 62 65			97 H Texas Southern 74 50	113 H Utah 69 84	
10 A Oregon St. 60 72				115 H Wisconsin 74 57	
				118 A Tulane 62 52	
				156 N UAB 77 69	
				214 A Xavier 62 53	
				217 A Wyoming 66 56	
				235 H Jacksonville 66 44	
				250 A Colorado St. 79 75	
				272 H Indiana St. 59 46	
				296 H Denver 96 70	
				330 H NJIT 80 57	
LAST 10 Division I					
113 H Utah 69 84	113 A Utah 80 70				
9 H UCLA 62 65	118 A Tulane 62 52				
82 H Southern California 66 53	156 N UAB 77 69				
10 A Oregon St. 60 72	296 H Denver 96 70				
7 A Oregon 46 104	214 A Xavier 62 53				

Non-Div I Games:

Colorado

Loss, Non-Conf, S Site, H Home A Away N Neutral

Average RPI Win: 274	WON-LOST	WINNING	LAST 10	STRENGTH OF	OPP. STRENGTH	TEAM	ADJ.	CONF.	ADJ CONF.
Average RPI Loss: 142	RECORD	PCT. RANK	GAMES	SCHEDULE	OF SCHEDULE	RPI	RPI	RPI	RPI
DIV. I ONLY	7- 10	217	4-6	221	282	250	250	17	17
DIV. I NON-CONF.	4- 5	195	1-2	261	298	258	258	24	24
TOTALS	RPI 1-25	RPI 26-50	W-L RECORDS	RPI 51-100	RPI 101-150	RPI 150+			
7- 10	0- 0	0- 1	OVERALL	0- 3	0- 2	7- 4			
5- 4	0- 0	0- 1	HOME	0- 1	0- 1	5- 1			
2- 6	0- 0	0- 0	AWAY	0- 2	0- 1	2- 3			
0- 0	0- 0	0- 0	NEUTRAL	0- 0	0- 0	0- 0			
4- 5	0- 0	0- 1	NON-CONFERENCE	0- 1	0- 1	4- 2			
3- 2	0- 0	0- 1	HOME	0- 0	0- 0	3- 1			
1- 3	0- 0	0- 0	AWAY	0- 1	0- 1	1- 1			
0- 0	0- 0	0- 0	NEUTRAL	0- 0	0- 0	0- 0			
3- 5	0- 0	0- 0	CONFERENCE	0- 2	0- 1	3- 2			
2- 2	0- 0	0- 0	HOME	0- 1	0- 1	2- 0			
1- 3	0- 0	0- 0	AWAY	0- 1	0- 0	1- 2			
0- 0	0- 0	0- 0	NEUTRAL	0- 0	0- 0	0- 0			

RPI 1-25				RPI 26-50				RPI 51-100				RPI 101+				Team's RPI: 250	
RPI	S	Opponent	Score	RPI	S	Opponent	Score	RPI	S	Opponent	Score	RPI	S	Opponent	Score		
				50	H	Colorado	75 79	62	A	Tennessee	41 79	122	A	Idaho	54 61		
								96	A	Fresno St.	53 55	139	H	San Jose St.	53 58		
								100	H	Boise St.	69 72	183	A	New Mexico	62 73		
												195	H	Northern Ill.	75 80		
												200	A	Northern Colo.	75 58		
												203	A	Tulsa	55 61		
												217	A	Wyoming	56 49		
												236	H	UC Riverside	52 40		
												270	A	San Diego St.	49 59		
												287	H	Nevada	75 70		
												311	H	Incarnate Word	75 47		
												317	H	Air Force	60 40		
												351	H	Mississippi Val.	65 46		
LAST 10 Division I																	
				96	A	Fresno St.	53 55	287	H	Nevada	75 70						
				317	H	Air Force	60 40	203	A	Tulsa	55 61						
				183	A	New Mexico	62 73	351	H	Mississippi Val.	65 46						
				139	H	San Jose St.	53 58	62	A	Tennessee	41 79						
				217	A	Wyoming	56 49	100	H	Boise St.	69 72						

Non-Div I Games: Western St. 56 47 Chadron St. 102 51

Colorado St.

Average RPI Win:	230	WON-LOST	WINNING	LAST 10	STRENGTH OF	OPP. STRENGTH	TEAM	ADJ.	CONF.	ADJ CONF.
Average RPI Loss:	160	RECORD	PCT. RANK	GAMES	SCHEDULE	OF SCHEDULE	RPI	RPI	RPI	RPI
DIV. I ONLY	10- 4	61	9-1	311	186	154	154	8	8	
DIV. I NON-CONF.	9- 4	84	8-1	316	210	168	168	9	9	
TOTALS	RPI 1-25	RPI 26-50	W-L RECORDS	RPI 51-100	RPI 101-150	RPI 150+				
10- 4	0- 0	0- 0	OVERALL	1- 2	2- 0	7- 2				
7- 1	0- 0	0- 0	HOME	1- 0	1- 0	5- 1				
3- 3	0- 0	0- 0	AWAY	0- 2	1- 0	2- 1				
0- 0	0- 0	0- 0	NEUTRAL	0- 0	0- 0	0- 0				
9- 4	0- 0	0- 0	NON-CONFERENCE	1- 2	2- 0	6- 2				
6- 1	0- 0	0- 0	HOME	1- 0	1- 0	4- 1				
3- 3	0- 0	0- 0	AWAY	0- 2	1- 0	2- 1				
0- 0	0- 0	0- 0	NEUTRAL	0- 0	0- 0	0- 0				
1- 0	0- 0	0- 0	CONFERENCE	0- 0	0- 0	1- 0				
1- 0	0- 0	0- 0	HOME	0- 0	0- 0	1- 0				
0- 0	0- 0	0- 0	AWAY	0- 0	0- 0	0- 0				
0- 0	0- 0	0- 0	NEUTRAL	0- 0	0- 0	0- 0				

RPI 1-25			RPI 26-50			RPI 51-100			RPI 101+			Team's RPI: 154
RPI	S	Opponent	Score	RPI	S	Opponent	Score	RPI	S	Opponent	Score	
						61	A Vanderbilt	51	72	124	H Fordham	70 51
						83	A Buffalo	75	82	131	A Robert Morris	61 59
						92	H Davidson	63	60	160	H Cornell	76 66
										174	H Saint Joseph's	57 71
										237	H Georgetown	54 49
										283	A Army West Point	71 62
										284	H Milwaukee	74 46
										320	A Albany (NY)	78 82
										324	H Mercer	77 48
										330	H NJIT	99 43
										331	A Tennessee St.	75 65
LAST 10 Division I												
						160	H Cornell	76	66	92	H Davidson	63 60
						324	H Mercer	77	48	237	H Georgetown	54 49
						331	A Tennessee St.	75	65	284	H Milwaukee	74 46
						61	A Vanderbilt	51	72	283	A Army West Point	71 62
						330	H NJIT	99	43	131	A Robert Morris	61 59

Non-Div I Games:

Columbia

■ Loss,
 ■ Non-Conf, S Site,
 ■ Home
 ■ Away
 N Neutral

Average RPI Win:	0	WON-LOST	WINNING	LAST 10	STRENGTH OF	OPP. STRENGTH	TEAM	ADJ.	CONF.	ADJ CONF.
Average RPI Loss:	181	RECORD	PCT. RANK	GAMES	SCHEDULE	OF SCHEDULE	RPI	RPI	RPI	RPI
DIV. I ONLY	0- 17	349	0-10	215	289	342	342	30	30	
DIV. I NON-CONF.	0- 12	338	0-5	161	207	328	328	31	31	
TOTALS	RPI 1-25	RPI 26-50	W-L RECORDS	RPI 51-100	RPI 101-150	RPI 150+				
0- 17	0- 0	0- 3	OVERALL	0- 2	0- 2	0- 10				
0- 5	0- 0	0- 0	HOME	0- 0	0- 1	0- 4				
0- 12	0- 0	0- 3	AWAY	0- 2	0- 1	0- 6				
0- 0	0- 0	0- 0	NEUTRAL	0- 0	0- 0	0- 0				
0- 12	0- 0	0- 3	NON-CONFERENCE	0- 2	0- 1	0- 6				
0- 2	0- 0	0- 0	HOME	0- 0	0- 0	0- 2				
0- 10	0- 0	0- 3	AWAY	0- 2	0- 1	0- 4				
0- 0	0- 0	0- 0	NEUTRAL	0- 0	0- 0	0- 0				
0- 5	0- 0	0- 0	CONFERENCE	0- 0	0- 1	0- 4				
0- 3	0- 0	0- 0	HOME	0- 0	0- 1	0- 2				
0- 2	0- 0	0- 0	AWAY	0- 0	0- 0	0- 2				
0- 0	0- 0	0- 0	NEUTRAL	0- 0	0- 0	0- 0				

RPI S	Opponent	Score	RPI S	Opponent	Score	RPI S	Opponent	Score	RPI S	Opponent	Score	Team's RPI: 342
35	A Rutgers	33 107	42	A West Virginia	47 82	81	A South Dakota St.	41 94	114	A Cincinnati	40 86	
43	A South Dakota	44 82				87	A Dayton	48 78	128	H N.C. A&T	38 84	
									153	A George Washington	35 54	
									179	H Norfolk St.	48 85	
									185	A Bethune-Cookman	51 82	
									199	A La Salle	46 79	
									223	H Niagara	67 82	
									244	A Marshall	47 60	
									321	A UMBC	48 71	
									340	H Saint Peter's	57 82	
									349	H South Carolina St.	60 71	
									350	A Florida A&M	48 58	
LAST 10 Division I												
128	H N.C. A&T	38 84	87	A Dayton	48 78							
350	A Florida A&M	48 58	114	A Cincinnati	40 86							
185	A Bethune-Cookman	51 82	223	H Niagara	67 82							
179	H Norfolk St.	48 85	43	A South Dakota	44 82							
349	H South Carolina St.	60 71	81	A South Dakota St.	41 94							

Non-Div I Games:

Coppin St.

Average RPI Win:	269	WON-LOST	WINNING	LAST 10	STRENGTH OF	OPP. STRENGTH	TEAM	ADJ.	CONF.	ADJ CONF.
Average RPI Loss:	103	RECORD	PCT. RANK	GAMES	SCHEDULE	OF SCHEDULE	RPI	RPI	RPI	RPI
DIV. I ONLY	7- 6	159	6-4	172	222	160	160	8	8	
DIV. I NON-CONF.	7- 5	130	6-3	216	227	160	160	9	9	
TOTALS	RPI 1-25	RPI 26-50	W-L RECORDS	RPI 51-100	RPI 101-150	RPI 150+				
7- 6	0- 0	0- 2	OVERALL	0- 1	0- 1	7- 2				
3- 3	0- 0	0- 0	HOME	0- 1	0- 1	3- 1				
4- 3	0- 0	0- 2	AWAY	0- 0	0- 0	4- 1				
0- 0	0- 0	0- 0	NEUTRAL	0- 0	0- 0	0- 0				
7- 5	0- 0	0- 2	NON-CONFERENCE	0- 1	0- 1	7- 1				
3- 3	0- 0	0- 0	HOME	0- 1	0- 1	3- 1				
4- 2	0- 0	0- 2	AWAY	0- 0	0- 0	4- 0				
0- 0	0- 0	0- 0	NEUTRAL	0- 0	0- 0	0- 0				
0- 1	0- 0	0- 0	CONFERENCE	0- 0	0- 0	0- 1				
0- 0	0- 0	0- 0	HOME	0- 0	0- 0	0- 0				
0- 1	0- 0	0- 0	AWAY	0- 0	0- 0	0- 1				
0- 0	0- 0	0- 0	NEUTRAL	0- 0	0- 0	0- 0				

RPI S	Opponent	Score	RPI S	Opponent	Score	RPI S	Opponent	Score	RPI S	Opponent	Score	Team's RPI: 160
26	A TCU	49 59	42	A West Virginia	62 68	95	H Colgate	58 62	103	H Duquesne	62 72	
									154	A Columbia	66 76	
									196	H Binghamton	56 59	
									223	H Niagara	82 59	
									230	A UMass Lowell	70 56	
									232	H ETSU	71 43	
									261	A Delaware St.	77 51	
									290	A St. Bonaventure	70 42	
									320	A Albany (NY)	71 51	
									330	H NJIT	68 44	
LAST 10 Division I												
154	A Columbia	66 76	196	H Binghamton	56 59	230	A UMass Lowell	70 56				
232	H ETSU	71 43	261	A Delaware St.	77 51	223	H Niagara	82 59				
42	A West Virginia	62 68	330	H NJIT	68 44							
290	A St. Bonaventure	70 42										
103	H Duquesne	62 72										

Non-Div I Games:

Cornell

■ Loss,
 ■ Non-Conf, S Site,
 ■ Home
 ■ Away
 N Neutral

Creighton

Through Games Of Jan. 22, 2020

Average RPI Win:	124	WON-LOST	WINNING	LAST 10	STRENGTH OF	OPP. STRENGTH	TEAM	ADJ.	CONF.	ADJ CONF.
Average RPI Loss:	38	RECORD	PCT. RANK	GAMES	SCHEDULE	OF SCHEDULE	RPI	RPI	RPI	RPI
DIV. I ONLY	12- 6	71	6-4	19	42	23	23	6	6	
DIV. I NON-CONF.	8- 3	68	2-1	13	45	11	11	6	6	
TOTALS	RPI 1-25	RPI 26-50	W-L RECORDS	RPI 51-100	RPI 101-150	RPI 150+				
12- 6	0- 1	2- 4	OVERALL	5- 1	1- 0	4- 0				
6- 1	0- 1	1- 0	HOME	2- 0	1- 0	2- 0				
4- 5	0- 0	0- 4	AWAY	2- 1	0- 0	2- 0				
2- 0	0- 0	1- 0	NEUTRAL	1- 0	0- 0	0- 0				
8- 3	0- 0	1- 3	NON-CONFERENCE	4- 0	0- 0	3- 0				
4- 0	0- 0	0- 0	HOME	2- 0	0- 0	2- 0				
2- 3	0- 0	0- 3	AWAY	1- 0	0- 0	1- 0				
2- 0	0- 0	1- 0	NEUTRAL	1- 0	0- 0	0- 0				
4- 3	0- 1	1- 1	CONFERENCE	1- 1	1- 0	1- 0				
2- 1	0- 1	1- 0	HOME	0- 0	1- 0	0- 0				
2- 2	0- 0	0- 1	AWAY	1- 1	0- 0	1- 0				
0- 0	0- 0	0- 0	NEUTRAL	0- 0	0- 0	0- 0				

RPI	S	Opponent	Score	RPI	S	Opponent	Score	RPI	S	Opponent	Score	RPI	S	Opponent	Score
13	H	DePaul	71 74	27	A	Arizona St.	55 70	51	H	UNI	57 54	112	H	Providence	72 63
				38	A	Drake	53 63	56	N	Temple	69 59	152	H	Wichita St.	56 46
				39	H	Marquette	72 62	57	A	Seton Hall	70 82	237	A	Georgetown	65 56
				42	N	West Virginia	82 75	60	A	Nebraska	79 74	278	A	Omaha	67 54
				43	A	South Dakota	65 72	81	H	South Dakota St.	61 48	292	H	North Dakota St.	70 59
				47	A	St. John's (NY)	58 63	91	A	Villanova	58 42				
LAST 10 Division I															
				47	A	St. John's (NY)	58 63	91	A	Villanova	58 42				
				57	A	Seton Hall	70 82	237	A	Georgetown	65 56				
				112	H	Providence	72 63	27	A	Arizona St.	55 70				
				13	H	DePaul	71 74	152	H	Wichita St.	56 46				
				39	H	Marquette	72 62	51	H	UNI	57 54				

Non-Div I Games:

Creighton

Loss, Non-Conf, S Site, H Home A Away N Neutral

Average RPI Win: 224	WON-LOST	WINNING	LAST 10	STRENGTH OF	OPP. STRENGTH	TEAM	ADJ.	CONF.	ADJ CONF.
Average RPI Loss: 172	RECORD	PCT. RANK	GAMES	SCHEDULE	OF SCHEDULE	RPI	RPI	RPI	RPI
DIV. I ONLY	7- 7	173	4-6	141	273	155	155	8	8
DIV. I NON-CONF.	6- 7	182	3-6	170	282	173	173	9	9
TOTALS	RPI 1-25	RPI 26-50	W-L RECORDS	RPI 51-100	RPI 101-150	RPI 150+			
7- 7	0- 1	0- 0	OVERALL	0- 2	1- 0	6- 4			
5- 1	0- 0	0- 0	HOME	0- 0	1- 0	4- 1			
2- 6	0- 1	0- 0	AWAY	0- 2	0- 0	2- 3			
0- 0	0- 0	0- 0	NEUTRAL	0- 0	0- 0	0- 0			
6- 7	0- 1	0- 0	NON-CONFERENCE	0- 2	0- 0	6- 4			
4- 1	0- 0	0- 0	HOME	0- 0	0- 0	4- 1			
2- 6	0- 1	0- 0	AWAY	0- 2	0- 0	2- 3			
0- 0	0- 0	0- 0	NEUTRAL	0- 0	0- 0	0- 0			
1- 0	0- 0	0- 0	CONFERENCE	0- 0	1- 0	0- 0			
1- 0	0- 0	0- 0	HOME	0- 0	1- 0	0- 0			
0- 0	0- 0	0- 0	AWAY	0- 0	0- 0	0- 0			
0- 0	0- 0	0- 0	NEUTRAL	0- 0	0- 0	0- 0			

RPI 1-25				RPI 26-50				RPI 51-100				RPI 101+ Team's RPI: 155			
RPI	S	Opponent	Score	RPI	S	Opponent	Score	RPI	S	Opponent	Score	RPI	S	Opponent	Score
17	A	Northwestern	37 79					83	A	Buffalo	49 73	144	H	Harvard	63 62
								99	A	Loyola Chicago	40 61	170	H	Merrimack	57 52
												210	A	Boston U.	56 74
												213	A	Manhattan	58 70
												229	H	Maine	57 41
												230	A	UMass Lowell	62 51
												245	A	Fairfield	52 51
												273	H	Vermont	72 55
												279	H	New Hampshire	66 47
												288	A	Loyola Maryland	56 72
												294	H	Texas St.	51 61
LAST 10 Division I															
144	H	Harvard	63 62	294	H	Texas St.	51 61	230	A	UMass Lowell	62 51				
288	A	Loyola Maryland	56 72	229	H	Maine	57 41	17	A	Northwestern	37 79				
83	A	Buffalo	49 73	99	A	Loyola Chicago	40 61								
210	A	Boston U.	56 74												
279	H	New Hampshire	66 47												

Non-Div I Games:

Dartmouth

■ Loss,
 ■ Non-Conf,
 ■ S Site,
 ■ H Home
 ■ A Away
 N Neutral

Davidson

Through Games Of Jan. 22, 2020

Average RPI Win:	205	WON-LOST	WINNING	LAST 10	STRENGTH OF	OPP. STRENGTH	TEAM	ADJ.	CONF.	ADJ CONF.
Average RPI Loss:	87	RECORD	PCT. RANK	GAMES	SCHEDULE	OF SCHEDULE	RPI	RPI	RPI	RPI
DIV. I ONLY	11- 6	94	7-3	184	105	92	92	12	12	
DIV. I NON-CONF.	6- 6	164	2-3	240	122	149	149	12	12	
TOTALS	RPI 1-25	RPI 26-50	W-L RECORDS	RPI 51-100	RPI 101-150	RPI 150+				
11- 6	0- 0	0- 2	OVERALL	0- 2	3- 1	8- 1				
5- 1	0- 0	0- 0	HOME	0- 1	2- 0	3- 0				
5- 5	0- 0	0- 2	AWAY	0- 1	1- 1	4- 1				
1- 0	0- 0	0- 0	NEUTRAL	0- 0	0- 0	1- 0				
6- 6	0- 0	0- 2	NON-CONFERENCE	0- 2	0- 1	6- 1				
2- 1	0- 0	0- 0	HOME	0- 1	0- 0	2- 0				
3- 5	0- 0	0- 2	AWAY	0- 1	0- 1	3- 1				
1- 0	0- 0	0- 0	NEUTRAL	0- 0	0- 0	1- 0				
5- 0	0- 0	0- 0	CONFERENCE	0- 0	3- 0	2- 0				
3- 0	0- 0	0- 0	HOME	0- 0	2- 0	1- 0				
2- 0	0- 0	0- 0	AWAY	0- 0	1- 0	1- 0				
0- 0	0- 0	0- 0	NEUTRAL	0- 0	0- 0	0- 0				

RPI 1-25				RPI 26-50				RPI 51-100				Team's RPI: 92	RPI 101+			
RPI	S	Opponent	Score	RPI	S	Opponent	Score	RPI	S	Opponent	Score		RPI	S	Opponent	Score
				29	A	Virginia Tech	68 88	59	H	Charlotte	64 75		102	A	Saint Louis	65 58
				49	A	Duke	52 82	90	A	Drexel	63 74		124	H	Fordham	74 62
													140	H	Rhode Island	79 67
													141	A	Florida	50 55
													153	H	George Washington	62 55
													154	A	Columbia	60 63
													206	A	George Mason	76 69
													228	A	UMKC	74 64
													232	A	ETSU	75 60
													237	H	Georgetown	66 52
													241	A	High Point	73 63
													264	N	UC Irvine	78 72
													328	H	Western Caro.	101 51
LAST 10 Division I																
				153	H	George Washington	62 55	141	A	Florida	50 55					
				206	A	George Mason	76 69	59	H	Charlotte	64 75					
				140	H	Rhode Island	79 67	154	A	Columbia	60 63					
				124	H	Fordham	74 62	241	A	High Point	73 63					
				102	A	Saint Louis	65 58	232	A	ETSU	75 60					

Non-Div I Games: Newberry 75 46

Davidson

■ Loss,
 ■ Non-Conf, S Site,
 ■ Home
 ■ Away
 N Neutral

Average RPI Win:	197	WON-LOST	WINNING	LAST 10	STRENGTH OF	OPP. STRENGTH	TEAM	ADJ.	CONF.	ADJ CONF.
Average RPI Loss:	46	RECORD	PCT. RANK	GAMES	SCHEDULE	OF SCHEDULE	RPI	RPI	RPI	RPI
DIV. I ONLY	13- 7	91	8-2	138	46	87	87	12	12	
DIV. I NON-CONF.	7- 7	164	2-2	120	19	129	129	12	12	
TOTALS	RPI 1-25	RPI 26-50	W-L RECORDS	RPI 51-100	RPI 101-150	RPI 150+				
13- 7	0- 4	0- 0	OVERALL	0- 2	4- 1	9- 0				
6- 2	0- 2	0- 0	HOME	0- 0	2- 0	4- 0				
5- 2	0- 1	0- 0	AWAY	0- 1	2- 0	3- 0				
2- 3	0- 1	0- 0	NEUTRAL	0- 1	0- 1	2- 0				
7- 7	0- 4	0- 0	NON-CONFERENCE	0- 2	1- 1	6- 0				
3- 2	0- 2	0- 0	HOME	0- 0	0- 0	3- 0				
2- 2	0- 1	0- 0	AWAY	0- 1	1- 0	1- 0				
2- 3	0- 1	0- 0	NEUTRAL	0- 1	0- 1	2- 0				
6- 0	0- 0	0- 0	CONFERENCE	0- 0	3- 0	3- 0				
3- 0	0- 0	0- 0	HOME	0- 0	2- 0	1- 0				
3- 0	0- 0	0- 0	AWAY	0- 0	1- 0	2- 0				
0- 0	0- 0	0- 0	NEUTRAL	0- 0	0- 0	0- 0				

RPI	S	Opponent	Score	RPI	S	Opponent	Score	RPI	S	Opponent	Score	RPI	S	Opponent	Score
2	H	South Carolina	49 75					58	N	Wake Forest	59 78	102	H	Saint Louis	48 47
5	H	UConn	37 75					83	A	Buffalo	59 67	103	H	Duquesne	54 41
8	N	Gonzaga	65 76									129	A	Richmond	65 51
22	A	Central Mich.	80 81									134	A	Northeastern	71 60
												146	N	Auburn	74 76
												153	A	George Washington	66 50
												162	A	Toledo	60 42
												199	A	La Salle	98 58
												206	H	George Mason	59 55
												229	N	Maine	78 49
												252	H	Lipscomb	82 60
												263	H	Morehead St.	58 41
												282	N	East Carolina	94 68
												342	H	Coppin St.	78 48
LAST 10 Division I															
153	A	George Washington	66 50	199	A	La Salle	98 58	342	H	Coppin St.	78 48	282	N	East Carolina	94 68
102	H	Saint Louis	48 47	58	N	Wake Forest	59 78	83	A	Buffalo	59 67				
103	H	Duquesne	54 41												
129	A	Richmond	65 51												
206	H	George Mason	59 55												

Non-Div I Games:

Dayton

■ Loss,
 ■ Non-Conf, S Site,
 ■ Home
 ■ Away
 N Neutral

Average RPI Win:	129	WON-LOST	WINNING	LAST 10	STRENGTH OF	OPP. STRENGTH	TEAM	ADJ.	CONF.	ADJ CONF.
Average RPI Loss:	8	RECORD	PCT. RANK	GAMES	SCHEDULE	OF SCHEDULE	RPI	RPI	RPI	RPI
DIV. I ONLY	17- 2	10	9-1	43	22	13	13	6	6	
DIV. I NON-CONF.	10- 2	30	2-1	48	33	16	16	6	6	
TOTALS	RPI 1-25	RPI 26-50	W-L RECORDS	RPI 51-100	RPI 101-150	RPI 150+				
17- 2	2- 2	2- 0	OVERALL	4- 0	3- 0	6- 0				
9- 1	0- 1	2- 0	HOME	3- 0	0- 0	4- 0				
8- 1	2- 1	0- 0	AWAY	1- 0	3- 0	2- 0				
0- 0	0- 0	0- 0	NEUTRAL	0- 0	0- 0	0- 0				
10- 2	1- 2	0- 0	NON-CONFERENCE	3- 0	1- 0	5- 0				
6- 1	0- 1	0- 0	HOME	2- 0	0- 0	4- 0				
4- 1	1- 1	0- 0	AWAY	1- 0	1- 0	1- 0				
0- 0	0- 0	0- 0	NEUTRAL	0- 0	0- 0	0- 0				
7- 0	1- 0	2- 0	CONFERENCE	1- 0	2- 0	1- 0				
3- 0	0- 0	2- 0	HOME	1- 0	0- 0	0- 0				
4- 0	1- 0	0- 0	AWAY	0- 0	2- 0	1- 0				
0- 0	0- 0	0- 0	NEUTRAL	0- 0	0- 0	0- 0				

RPI	S	Opponent	Score
5	H	UConn	74 84
10	A	Oregon St.	77 98
17	A	Northwestern	70 68
23	A	Creighton	74 71

RPI	S	Opponent	Score
39	H	Marquette	89 71
47	H	St. John's (NY)	74 69

RPI	S	Opponent	Score
54	H	Miami (FL)	89 83
57	H	Seton Hall	85 68
90	H	Drexel	81 57
99	A	Loyola Chicago	83 76

RPI	S	Opponent	Score
109	A	Butler	80 65
112	A	Providence	80 67
121	A	Notre Dame	105 94
182	A	Green Bay	76 65
194	H	Miami (OH)	98 79
214	A	Xavier	91 68
238	H	Arkansas St.	109 64
284	H	Milwaukee	94 65
310	H	Alabama St.	105 76

LAST 10 Division I

109	A	Butler	80 65	112	A	Providence	80 67
214	A	Xavier	91 68	39	H	Marquette	89 71
47	H	St. John's (NY)	74 69	99	A	Loyola Chicago	83 76
57	H	Seton Hall	85 68	5	H	UConn	74 84
23	A	Creighton	74 71	310	H	Alabama St.	105 76

Non-Div I Games:

DePaul

■ Loss,
 ■ Non-Conf, S Site,
 ■ Home
 ■ Away
 N Neutral

Delaware

Through Games Of Jan. 22, 2020

Average RPI Win:	208	WON-LOST	WINNING	LAST 10	STRENGTH OF	OPP. STRENGTH	TEAM	ADJ.	CONF.	ADJ CONF.
Average RPI Loss:	155	RECORD	PCT. RANK	GAMES	SCHEDULE	OF SCHEDULE	RPI	RPI	RPI	RPI
DIV. I ONLY	5- 11	269	3-7	231	110	254	254	14	14	
DIV. I NON-CONF.	4- 7	225	2-3	171	89	201	201	13	13	
TOTALS	RPI 1-25	RPI 26-50	W-L RECORDS	RPI 51-100	RPI 101-150	RPI 150+				
5- 11	0- 1	0- 0	OVERALL	0- 3	1- 1	4- 6				
2- 4	0- 0	0- 0	HOME	0- 0	0- 1	2- 3				
2- 7	0- 1	0- 0	AWAY	0- 3	1- 0	1- 3				
1- 0	0- 0	0- 0	NEUTRAL	0- 0	0- 0	1- 0				
4- 7	0- 1	0- 0	NON-CONFERENCE	0- 2	1- 0	3- 4				
1- 3	0- 0	0- 0	HOME	0- 0	0- 0	1- 3				
2- 4	0- 1	0- 0	AWAY	0- 2	1- 0	1- 1				
1- 0	0- 0	0- 0	NEUTRAL	0- 0	0- 0	1- 0				
1- 4	0- 0	0- 0	CONFERENCE	0- 1	0- 1	1- 2				
1- 1	0- 0	0- 0	HOME	0- 0	0- 1	1- 0				
0- 3	0- 0	0- 0	AWAY	0- 1	0- 0	0- 2				
0- 0	0- 0	0- 0	NEUTRAL	0- 0	0- 0	0- 0				

RPI 1-25				RPI 26-50				RPI 51-100				RPI 101+ Team's RPI: 254			
RPI	S	Opponent	Score	RPI	S	Opponent	Score	RPI	S	Opponent	Score	RPI	S	Opponent	Score
16	A	Maryland	55 99					59	A	Charlotte	57 61	131	A	Robert Morris	73 62
								64	A	UCF	49 75	134	H	Northeastern	62 72
								90	A	Drexel	59 63	153	H	George Washington	49 63
												167	N	Santa Clara	81 80
												206	H	George Mason	63 44
												218	A	Gardner-Webb	65 67
												220	A	Cal St. Fullerton	72 55
												229	H	Maine	56 69
												242	A	UNCW	65 71
												243	A	Col. of Charleston	73 84
												261	H	Delaware St.	64 67
												315	H	Hofstra	80 59
LAST 10 Division I															
90	A	Drexel	59 63	206	H	George Mason	63 44								
134	H	Northeastern	62 72	59	A	Charlotte	57 61								
315	H	Hofstra	80 59	218	A	Gardner-Webb	65 67								
243	A	Col. of Charleston	73 84	131	A	Robert Morris	73 62								
242	A	UNCW	65 71	153	H	George Washington	49 63								

Non-Div I Games:

Delaware

Loss, Non-Conf, S Site, H Home A Away N Neutral

Average RPI Win:	293	WON-LOST	WINNING	LAST 10	STRENGTH OF	OPP. STRENGTH	TEAM	ADJ.	CONF.	ADJ CONF.
Average RPI Loss:	145	RECORD	PCT. RANK	GAMES	SCHEDULE	OF SCHEDULE	RPI	RPI	RPI	RPI
DIV. I ONLY	4- 10	281	3-7	75	348	261	261	30	30	
DIV. I NON-CONF.	2- 9	304	1-6	51	345	260	260	31	31	
TOTALS	RPI 1-25	RPI 26-50	W-L RECORDS	RPI 51-100	RPI 101-150	RPI 150+				
4- 10	0- 0	0- 1	OVERALL	0- 2	0- 2	4- 5				
3- 7	0- 0	0- 0	HOME	0- 1	0- 2	3- 4				
1- 3	0- 0	0- 1	AWAY	0- 1	0- 0	1- 1				
0- 0	0- 0	0- 0	NEUTRAL	0- 0	0- 0	0- 0				
2- 9	0- 0	0- 1	NON-CONFERENCE	0- 2	0- 1	2- 5				
1- 6	0- 0	0- 0	HOME	0- 1	0- 1	1- 4				
1- 3	0- 0	0- 1	AWAY	0- 1	0- 0	1- 1				
0- 0	0- 0	0- 0	NEUTRAL	0- 0	0- 0	0- 0				
2- 1	0- 0	0- 0	CONFERENCE	0- 0	0- 1	2- 0				
2- 1	0- 0	0- 0	HOME	0- 0	0- 1	2- 0				
0- 0	0- 0	0- 0	AWAY	0- 0	0- 0	0- 0				
0- 0	0- 0	0- 0	NEUTRAL	0- 0	0- 0	0- 0				

RPI 1-25				RPI 26-50				RPI 51-100				RPI 101+				Team's RPI: 261	
RPI	S	Opponent	Score	RPI	S	Opponent	Score	RPI	S	Opponent	Score	RPI	S	Opponent	Score		
				44	A	James Madison	64 83	79	A	Boston College	69 109	117	H	Lehigh	38 68		
								88	H	Rider	69 71	128	H	N.C. A&T	45 69		
												157	H	William & Mary	52 73		
												160	H	Cornell	51 77		
												187	H	Cleveland St.	49 57		
												196	H	Binghamton	66 75		
												254	A	Delaware	67 64		
												265	H	Morgan St.	69 61		
												289	A	Longwood	62 78		
												312	H	N.C. Central	64 54		
												340	H	Saint Peter's	89 66		
LAST 10 Division I																	
128	H	N.C. A&T	45 69	44	A	James Madison	64 83										
312	H	N.C. Central	64 54	289	A	Longwood	62 78										
265	H	Morgan St.	69 61	340	H	Saint Peter's	89 66										
88	H	Rider	69 71	187	H	Cleveland St.	49 57										
79	A	Boston College	69 109	157	H	William & Mary	52 73										

Non-Div I Games: Post 67 41 Georgian Court 69 48

Delaware St.

Denver

Through Games Of Jan. 22, 2020

Average RPI Win: 255	WON-LOST	WINNING	LAST 10	STRENGTH OF	OPP. STRENGTH	TEAM	ADJ.	CONF.	ADJ CONF.
Average RPI Loss: 177	RECORD	PCT. RANK	GAMES	SCHEDULE	OF SCHEDULE	RPI	RPI	RPI	RPI
DIV. I ONLY	7- 11	231	3-7	254	266	296	296	19	19
DIV. I NON-CONF.	5- 7	205	1-3	275	312	301	301	19	19
TOTALS	RPI 1-25	RPI 26-50	W-L RECORDS	RPI 51-100	RPI 101-150	RPI 150+			
7- 11	0- 0	0- 2	OVERALL	0- 1	0- 1	7- 7			
7- 4	0- 0	0- 0	HOME	0- 1	0- 0	7- 3			
0- 5	0- 0	0- 2	AWAY	0- 0	0- 0	0- 3			
0- 2	0- 0	0- 0	NEUTRAL	0- 0	0- 1	0- 1			
5- 7	0- 0	0- 1	NON-CONFERENCE	0- 0	0- 1	5- 5			
5- 2	0- 0	0- 0	HOME	0- 0	0- 0	5- 2			
0- 3	0- 0	0- 1	AWAY	0- 0	0- 0	0- 2			
0- 2	0- 0	0- 0	NEUTRAL	0- 0	0- 1	0- 1			
2- 4	0- 0	0- 1	CONFERENCE	0- 1	0- 0	2- 2			
2- 2	0- 0	0- 0	HOME	0- 1	0- 0	2- 1			
0- 2	0- 0	0- 1	AWAY	0- 0	0- 0	0- 1			
0- 0	0- 0	0- 0	NEUTRAL	0- 0	0- 0	0- 0			

RPI S	Opponent	Score	RPI S	Opponent	Score	RPI S	Opponent	Score	RPI S	Opponent	Score
43	A South Dakota	61 104	50	A Colorado	70 96	81	H South Dakota St.	79 86	145	N Western Mich.	70 79
									190	H North Dakota	82 90
									191	N Akron	72 88
									192	H Southern Utah	81 73
									200	H Northern Colo.	74 55
									216	A Western Ill.	75 82
									217	H Wyoming	71 57
									219	A Lamar University	59 71
									228	A UMKC	79 83
									264	H UC Irvine	83 75
									274	H Alabama A&M	83 86
									278	H Omaha	66 60
									292	H North Dakota St.	91 82
									307	H New Mexico St.	75 78
									339	H Cal Poly	96 66
LAST 10 Division I											
278	H Omaha	66 60	292	H North Dakota St.	91 82						
216	A Western Ill.	75 82	145	N Western Mich.	70 79						
81	H South Dakota St.	79 86	191	N Akron	72 88						
43	A South Dakota	61 104	192	H Southern Utah	81 73						
190	H North Dakota	82 90	50	A Colorado	70 96						

Non-Div I Games: Colo. Christian 89 49

Denver

Loss, Non-Conf, S Site, H Home A Away N Neutral

Average RPI Win: 265		WON-LOST	WINNING	LAST 10	STRENGTH OF	OPP. STRENGTH	TEAM	ADJ.	CONF.	ADJ CONF.
Average RPI Loss: 170		RECORD	PCT. RANK	GAMES	SCHEDULE	OF SCHEDULE	RPI	RPI	RPI	RPI
DIV. I ONLY		2- 16	337	2-8	169	270	313	313	20	20
DIV. I NON-CONF.		0- 11	338	0-3	123	251	325	325	18	18
TOTALS		RPI 1-25	RPI 26-50	W-L RECORDS		RPI 51-100	RPI 101-150	RPI 150+		
2- 16	0- 0		0- 0	OVERALL		0- 3	0- 3	2- 10		
1- 9	0- 0		0- 0	HOME		0- 1	0- 0	1- 8		
1- 5	0- 0		0- 0	AWAY		0- 2	0- 2	1- 1		
0- 2	0- 0		0- 0	NEUTRAL		0- 0	0- 1	0- 1		
0- 11	0- 0		0- 0	NON-CONFERENCE		0- 2	0- 3	0- 6		
0- 5	0- 0		0- 0	HOME		0- 1	0- 0	0- 4		
0- 4	0- 0		0- 0	AWAY		0- 1	0- 2	0- 1		
0- 2	0- 0		0- 0	NEUTRAL		0- 0	0- 1	0- 1		
2- 5	0- 0		0- 0	CONFERENCE		0- 1	0- 0	2- 4		
1- 4	0- 0		0- 0	HOME		0- 0	0- 0	1- 4		
1- 1	0- 0		0- 0	AWAY		0- 1	0- 0	1- 0		
0- 0	0- 0		0- 0	NEUTRAL		0- 0	0- 0	0- 0		

RPI 1-25				RPI 26-50				RPI 51-100				RPI 101+				Team's RPI: 313	
RPI	S	Opponent	Score	RPI	S	Opponent	Score	RPI	S	Opponent	Score	RPI	S	Opponent	Score		
								53	A	IUPUI	45	82	109	A	Butler	60	82
								80	A	Michigan St.	52	110	142	N	Tennessee Tech	47	69
								99	H	Loyola Chicago	60	89	145	A	Western Mich.	67	82
													162	H	Toledo	64	82
													164	H	Youngstown St.	47	62
													181	H	Eastern Mich.	70	84
													182	H	Green Bay	48	65
													184	H	Valparaiso	58	77
													187	H	Cleveland St.	70	59
													191	H	Akron	60	81
													206	A	George Mason	62	75
													265	H	Oakland	57	71
													268	N	Sacred Heart	60	66
													284	H	Milwaukee	48	63
													343	A	UIC	70	62
LAST 10 Division I																	
				164	H	Youngstown St.	47	62	343	A	UIC	70	62				
				187	H	Cleveland St.	70	59	265	H	Oakland	57	71				
				182	H	Green Bay	48	65	181	H	Eastern Mich.	70	84				
				284	H	Milwaukee	48	63	162	H	Toledo	64	82				
				53	A	IUPUI	45	82	184	H	Valparaiso	58	77				

Non-Div I Games:

Detroit Mercy

Loss, Non-Conf, S Site, H Home A Away N Neutral

Drake

Through Games Of Jan. 22, 2020

Average RPI Win:	152	WON-LOST	WINNING	LAST 10	STRENGTH OF	OPP. STRENGTH	TEAM	ADJ.	CONF.	ADJ CONF.
Average RPI Loss:	22	RECORD	PCT. RANK	GAMES	SCHEDULE	OF SCHEDULE	RPI	RPI	RPI	RPI
DIV. I ONLY	11- 5	66	7-3	71	5	38	38	7	7	
DIV. I NON-CONF.	7- 4	100	3-2	50	4	31	31	7	7	
TOTALS	RPI 1-25	RPI 26-50	W-L RECORDS	RPI 51-100	RPI 101-150	RPI 150+				
11- 5	1- 3	0- 2	OVERALL	4- 0	1- 0	5- 0				
7- 0	1- 0	0- 0	HOME	3- 0	0- 0	3- 0				
2- 4	0- 2	0- 2	AWAY	1- 0	0- 0	1- 0				
2- 1	0- 1	0- 0	NEUTRAL	0- 0	1- 0	1- 0				
7- 4	1- 2	0- 2	NON-CONFERENCE	2- 0	1- 0	3- 0				
4- 0	1- 0	0- 0	HOME	2- 0	0- 0	1- 0				
1- 3	0- 1	0- 2	AWAY	0- 0	0- 0	1- 0				
2- 1	0- 1	0- 0	NEUTRAL	0- 0	1- 0	1- 0				
4- 1	0- 1	0- 0	CONFERENCE	2- 0	0- 0	2- 0				
3- 0	0- 0	0- 0	HOME	1- 0	0- 0	2- 0				
1- 1	0- 1	0- 0	AWAY	1- 0	0- 0	0- 0				
0- 0	0- 0	0- 0	NEUTRAL	0- 0	0- 0	0- 0				

RPI 1-25				RPI 26-50				Team's RPI: 38				RPI 51-100				RPI 101+			
RPI	S	Opponent	Score	RPI	S	Opponent	Score	RPI	S	Opponent	Score	RPI	S	Opponent	Score	RPI	S	Opponent	Score
3	A	Missouri St.	67 69	31	A	Oklahoma	84 93	51	H	UNI	104 87	146	N	Auburn	83 82				
6	A	Iowa	67 79	43	A	South Dakota	94 102	66	H	Iowa St.	86 81	195	A	Northern Ill.	73 49				
23	H	Creighton	63 53					69	A	Southern Ill.	73 65	216	H	Western Ill.	94 75				
25	N	Purdue	47 67					81	H	South Dakota St.	74 67	229	N	Maine	94 62				
												272	H	Indiana St.	105 65				
												327	H	Evansville	108 44				
LAST 10 Division I																			
327	H	Evansville	108 44	195	A	Northern Ill.	73 49												
272	H	Indiana St.	105 65	6	A	Iowa	67 79												
69	A	Southern Ill.	73 65	31	A	Oklahoma	84 93												
3	A	Missouri St.	67 69	146	N	Auburn	83 82												
51	H	UNI	104 87	229	N	Maine	94 62												

Non-Div I Games: Waldorf 103 18

Drake

Loss, Non-Conf, S Site, H Home A Away N Neutral

Average RPI Win: 188	WON-LOST	WINNING	LAST 10	STRENGTH OF	OPP. STRENGTH	TEAM	ADJ.	CONF.	ADJ CONF.
Average RPI Loss: 105	RECORD	PCT. RANK	GAMES	SCHEDULE	OF SCHEDULE	RPI	RPI	RPI	RPI
DIV. I ONLY	11- 6	94	7-3	117	119	90	90	14	14
DIV. I NON-CONF.	7- 5	130	3-2	47	92	67	67	13	13
TOTALS	RPI 1-25	RPI 26-50	W-L RECORDS	RPI 51-100	RPI 101-150	RPI 150+			
11- 6	0- 1	0- 1	OVERALL	2- 1	2- 2	7- 1			
8- 1	0- 0	0- 0	HOME	2- 0	2- 1	4- 0			
3- 4	0- 1	0- 1	AWAY	0- 0	0- 1	3- 1			
0- 1	0- 0	0- 0	NEUTRAL	0- 1	0- 0	0- 0			
7- 5	0- 1	0- 1	NON-CONFERENCE	2- 1	1- 2	4- 0			
5- 1	0- 0	0- 0	HOME	2- 0	1- 1	2- 0			
2- 3	0- 1	0- 1	AWAY	0- 0	0- 1	2- 0			
0- 1	0- 0	0- 0	NEUTRAL	0- 1	0- 0	0- 0			
4- 1	0- 0	0- 0	CONFERENCE	0- 0	1- 0	3- 1			
3- 0	0- 0	0- 0	HOME	0- 0	1- 0	2- 0			
1- 1	0- 0	0- 0	AWAY	0- 0	0- 0	1- 1			
0- 0	0- 0	0- 0	NEUTRAL	0- 0	0- 0	0- 0			

RPI 1-25				RPI 26-50				RPI 51-100 Team's RPI: 90				RPI 101+			
RPI	S	Opponent	Score	RPI	S	Opponent	Score	RPI	S	Opponent	Score	RPI	S	Opponent	Score
13	A	DePaul	57 81	48	A	Bucknell	49 60	83	N	Buffalo	59 63	119	H	Pacific	51 58
								91	H	Villanova	54 52	123	A	Penn	49 53
								92	H	Davidson	74 63	129	H	Richmond	58 52
												134	H	Northeastern	50 41
												174	A	Saint Joseph's	62 52
												199	H	La Salle	69 31
												204	A	Quinnipiac	66 62
												229	H	Maine	70 57
												242	A	UNCW	73 72
												243	A	Col. of Charleston	59 73
												254	H	Delaware	63 59
												315	H	Hofstra	74 54
LAST 10 Division I															
254	H	Delaware	63 59	229	H	Maine	70 57								
315	H	Hofstra	74 54	123	A	Penn	49 53								
134	H	Northeastern	50 41	199	H	La Salle	69 31								
242	A	UNCW	73 72	48	A	Bucknell	49 60								
243	A	Col. of Charleston	59 73	91	H	Villanova	54 52								

Non-Div I Games:

Drexel

■ Loss,
 ■ Non-Conf, S Site,
 ■ Home
 ■ Away
 N Neutral

Average RPI Win:	136	WON-LOST	WINNING	LAST 10	STRENGTH OF	OPP. STRENGTH	TEAM	ADJ.	CONF.	ADJ CONF.
Average RPI Loss:	44	RECORD	PCT. RANK	GAMES	SCHEDULE	OF SCHEDULE	RPI	RPI	RPI	RPI
DIV. I ONLY	9- 9	173	3-7	6	37	49	49	5	5	
DIV. I NON-CONF.	6- 5	151	0-3	2	142	22	22	3	3	
TOTALS	RPI 1-25	RPI 26-50	W-L RECORDS	RPI 51-100	RPI 101-150	RPI 150+				
9- 9	0- 4	1- 2	OVERALL	3- 2	2- 0	3- 1				
8- 2	0- 1	1- 0	HOME	3- 1	2- 0	2- 0				
1- 7	0- 3	0- 2	AWAY	0- 1	0- 0	1- 1				
0- 0	0- 0	0- 0	NEUTRAL	0- 0	0- 0	0- 0				
6- 5	0- 3	0- 1	NON-CONFERENCE	2- 1	1- 0	3- 0				
5- 1	0- 1	0- 0	HOME	2- 0	1- 0	2- 0				
1- 4	0- 2	0- 1	AWAY	0- 1	0- 0	1- 0				
0- 0	0- 0	0- 0	NEUTRAL	0- 0	0- 0	0- 0				
3- 4	0- 1	1- 1	CONFERENCE	1- 1	1- 0	0- 1				
3- 1	0- 0	1- 0	HOME	1- 1	1- 0	0- 0				
0- 3	0- 1	0- 1	AWAY	0- 0	0- 0	0- 1				
0- 0	0- 0	0- 0	NEUTRAL	0- 0	0- 0	0- 0				

RPI 1-25				RPI 26-50				Team's RPI: 49				RPI 51-100				RPI 101+			
RPI	S	Opponent	Score	RPI	S	Opponent	Score	RPI	S	Opponent	Score	RPI	S	Opponent	Score	RPI	S	Opponent	Score
1	A	Louisville	55 60	29	H	Virginia Tech	72 67	58	H	Wake Forest	58 60	121	H	Notre Dame	50 47				
2	A	South Carolina	46 89	30	A	FGCU	56 78	60	A	Nebraska	79 83	123	H	Penn	66 50				
17	H	Northwestern	42 63	34	A	Virginia	63 66	72	H	Troy	99 85	171	A	Clemson	58 62				
19	A	Texas A&M	58 79					79	H	Boston College	85 73	186	A	UNLV	57 45				
								92	H	Davidson	82 52	241	H	High Point	93 57				
												277	H	Idaho St.	85 66				
LAST 10 Division I																			
171	A	Clemson	58 62	58	H	Wake Forest	58 60	30	A	FGCU	56 78	2	A	South Carolina	46 89				
121	H	Notre Dame	50 47	29	H	Virginia Tech	72 67	79	H	Boston College	85 73	60	A	Nebraska	79 83				
29	H	Virginia Tech	72 67	34	A	Virginia	63 66												
34	A	Virginia	63 66	1	A	Louisville	55 60												

Non-Div I Games:

Duke

Average RPI Win:	218	WON-LOST	WINNING	LAST 10	STRENGTH OF	OPP. STRENGTH	TEAM	ADJ.	CONF.	ADJ CONF.
Average RPI Loss:	95	RECORD	PCT. RANK	GAMES	SCHEDULE	OF SCHEDULE	RPI	RPI	RPI	RPI
DIV. I ONLY	13- 6	70	6-4	227	131	103	103	12	12	
DIV. I NON-CONF.	10- 3	60	3-1	251	169	86	86	12	12	
TOTALS	RPI 1-25	RPI 26-50	W-L RECORDS	RPI 51-100	RPI 101-150	RPI 150+				
13- 6	0- 0	0- 1	OVERALL	0- 2	0- 2	13- 1				
6- 2	0- 0	0- 0	HOME	0- 0	0- 2	6- 0				
7- 4	0- 0	0- 1	AWAY	0- 2	0- 0	7- 1				
0- 0	0- 0	0- 0	NEUTRAL	0- 0	0- 0	0- 0				
10- 3	0- 0	0- 1	NON-CONFERENCE	0- 1	0- 1	10- 0				
4- 1	0- 0	0- 0	HOME	0- 0	0- 1	4- 0				
6- 2	0- 0	0- 1	AWAY	0- 1	0- 0	6- 0				
0- 0	0- 0	0- 0	NEUTRAL	0- 0	0- 0	0- 0				
3- 3	0- 0	0- 0	CONFERENCE	0- 1	0- 1	3- 1				
2- 1	0- 0	0- 0	HOME	0- 0	0- 1	2- 0				
1- 2	0- 0	0- 0	AWAY	0- 1	0- 0	1- 1				
0- 0	0- 0	0- 0	NEUTRAL	0- 0	0- 0	0- 0				

RPI S	Opponent	Score	RPI S	Opponent	Score	RPI S	Opponent	Score	RPI S	Opponent	Score	Team's RPI: 103
36	A Oklahoma St.	41 84	56	A Temple	72 85	107	H Kent St.	75 77	132	H Massachusetts	77 81	
			87	A Dayton	41 54	153	A George Washington	60 65	160	A Cornell	72 62	
						162	H Toledo	79 74	174	A Saint Joseph's	58 51	
						191	A Akron	88 63	199	H La Salle	82 56	
						206	H George Mason	84 63	207	A Iona	76 74	
						213	A Manhattan	76 65	221	H Kennesaw St.	75 72	
						222	A Lafayette	73 65	227	H Saint Francis (PA)	72 69	
						301	A Pittsburgh	81 62	345	H Central Conn. St.	72 33	
LAST 10 Division I												
206	H George Mason	84 63	132	H Massachusetts	77 81							
174	A Saint Joseph's	58 51	36	A Oklahoma St.	41 84							
87	A Dayton	41 54	221	H Kennesaw St.	75 72							
199	H La Salle	82 56	227	H Saint Francis (PA)	72 69							
153	A George Washington	60 65	160	A Cornell	72 62							

Non-Div I Games:

Duquesne

■ Loss,
 ■ Non-Conf,
 ■ S Site,
 ■ H Home
 ■ A Away
 N Neutral

Average RPI Win: 202	WON-LOST	WINNING	LAST 10	STRENGTH OF	OPP. STRENGTH	TEAM	ADJ.	CONF.	ADJ CONF.
Average RPI Loss: 157	RECORD	PCT. RANK	GAMES	SCHEDULE	OF SCHEDULE	RPI	RPI	RPI	RPI
DIV. I ONLY	5- 13	283	3-7	86	309	232	232	23	23
DIV. I NON-CONF.	4- 10	259	2-4	58	304	205	205	20	20
TOTALS	RPI 1-25	RPI 26-50	W-L RECORDS	RPI 51-100	RPI 101-150	RPI 150+			
5- 13	0- 0	0- 1	OVERALL	1- 3	1- 3	3- 6			
2- 7	0- 0	0- 0	HOME	1- 2	0- 1	1- 4			
3- 6	0- 0	0- 1	AWAY	0- 1	1- 2	2- 2			
0- 0	0- 0	0- 0	NEUTRAL	0- 0	0- 0	0- 0			
4- 10	0- 0	0- 1	NON-CONFERENCE	1- 3	1- 1	2- 5			
2- 5	0- 0	0- 0	HOME	1- 2	0- 0	1- 3			
2- 5	0- 0	0- 1	AWAY	0- 1	1- 1	1- 2			
0- 0	0- 0	0- 0	NEUTRAL	0- 0	0- 0	0- 0			
1- 3	0- 0	0- 0	CONFERENCE	0- 0	0- 2	1- 1			
0- 2	0- 0	0- 0	HOME	0- 0	0- 1	0- 1			
1- 1	0- 0	0- 0	AWAY	0- 0	0- 1	1- 0			
0- 0	0- 0	0- 0	NEUTRAL	0- 0	0- 0	0- 0			

RPI S	Opponent	Score	RPI S	Opponent	Score	RPI S	Opponent	Score	RPI S	Opponent	Score	Team's RPI: 232
40	A Georgia Tech	48 87	58	H Wake Forest	67 60	111	A Liberty	63 62				
			62	H Tennessee	68 72	125	A UNC Greensboro	47 63				
			72	A Troy	61 79	128	A N.C. A&T	69 80				
			92	H Davidson	60 75	143	H Furman	62 81				
						160	A Cornell	43 71				
						187	H Cleveland St.	54 62				
						241	A High Point	62 80				
						247	H South Alabama	65 60				
						248	H Radford	43 67				
						249	H UNC Asheville	54 72				
						267	A Appalachian St.	67 61				
						298	H Wofford	47 76				
						328	A Western Caro.	62 57				
LAST 10 Division I												
298	H Wofford	47 76	247	H South Alabama	65 60							
143	H Furman	62 81	40	A Georgia Tech	48 87							
328	A Western Caro.	62 57	72	A Troy	61 79							
125	A UNC Greensboro	47 63	187	H Cleveland St.	54 62							
160	A Cornell	43 71	58	H Wake Forest	67 60							

Non-Div I Games: Converse 73 35

ETSU

■ Loss,
 ■ Non-Conf,
 ■ S Site,
 ■ H Home
 ■ A Away
 N Neutral

East Carolina

Through Games Of Jan. 22, 2020

Average RPI Win:	316	WON-LOST	WINNING	LAST 10	STRENGTH OF	OPP. STRENGTH	TEAM	ADJ.	CONF.	ADJ CONF.
Average RPI Loss:	118	RECORD	PCT. RANK	GAMES	SCHEDULE	OF SCHEDULE	RPI	RPI	RPI	RPI
DIV. I ONLY	3- 15	321	0-10	124	107	282	282	9	9	
DIV. I NON-CONF.	3- 10	282	0-5	88	161	244	244	8	8	
TOTALS	RPI 1-25	RPI 26-50	W-L RECORDS	RPI 51-100	RPI 101-150	RPI 150+				
3- 15	0- 1	0- 0	OVERALL	0- 6	0- 2	3- 6				
2- 6	0- 0	0- 0	HOME	0- 2	0- 0	2- 4				
1- 7	0- 0	0- 0	AWAY	0- 3	0- 2	1- 2				
0- 2	0- 1	0- 0	NEUTRAL	0- 1	0- 0	0- 0				
3- 10	0- 1	0- 0	NON-CONFERENCE	0- 5	0- 2	3- 2				
2- 4	0- 0	0- 0	HOME	0- 2	0- 0	2- 2				
1- 4	0- 0	0- 0	AWAY	0- 2	0- 2	1- 0				
0- 2	0- 1	0- 0	NEUTRAL	0- 1	0- 0	0- 0				
0- 5	0- 0	0- 0	CONFERENCE	0- 1	0- 0	0- 4				
0- 2	0- 0	0- 0	HOME	0- 0	0- 0	0- 2				
0- 3	0- 0	0- 0	AWAY	0- 1	0- 0	0- 2				
0- 0	0- 0	0- 0	NEUTRAL	0- 0	0- 0	0- 0				

RPI S	Opponent	Score	RPI S	Opponent	Score	RPI S	Opponent	Score	RPI S	Opponent	Score	Team's RPI: 282
17 N	Northwestern	45 64				52 H	Middle Tenn.	66 68	110 A	VCU	40 53	
						58 A	Wake Forest	53 76	111 A	Liberty	66 81	
						59 H	Charlotte	47 59	152 H	Wichita St.	53 61	
						64 A	UCF	55 91	157 H	William & Mary	68 78	
						87 N	Dayton	68 94	158 A	Houston	63 72	
						89 A	Georgia	50 67	203 A	Tulsa	56 58	
									215 H	SMU	47 55	
									234 H	Howard	51 67	
									289 A	Longwood	64 61	
									323 H	UMES	57 42	
									335 H	USC Upstate	69 48	
LAST 10 Division I												
203 A	Tulsa	56 58	89 A	Georgia	50 67							
158 A	Houston	63 72	87 N	Dayton	68 94							
152 H	Wichita St.	53 61	17 N	Northwestern	45 64							
215 H	SMU	47 55	234 H	Howard	51 67							
64 A	UCF	55 91	111 A	Liberty	66 81							

Non-Div I Games:

East Carolina

Loss, Non-Conf, S Site, H Home A Away N Neutral

Average RPI Win:	286	WON-LOST	WINNING	LAST 10	STRENGTH OF	OPP. STRENGTH	TEAM	ADJ.	CONF.	ADJ CONF.
Average RPI Loss:	156	RECORD	PCT. RANK	GAMES	SCHEDULE	OF SCHEDULE	RPI	RPI	RPI	RPI
DIV. I ONLY	9- 7	140	6-4	343	212	251	251	18	18	
DIV. I NON-CONF.	5- 5	164	2-2	345	176	296	296	21	21	
TOTALS	RPI 1-25	RPI 26-50	W-L RECORDS	RPI 51-100	RPI 101-150	RPI 150+				
9- 7	0- 0	0- 0	OVERALL	0- 2	0- 2	9- 3				
2- 4	0- 0	0- 0	HOME	0- 1	0- 1	2- 2				
6- 3	0- 0	0- 0	AWAY	0- 1	0- 1	6- 1				
1- 0	0- 0	0- 0	NEUTRAL	0- 0	0- 0	1- 0				
5- 5	0- 0	0- 0	NON-CONFERENCE	0- 1	0- 1	5- 3				
1- 3	0- 0	0- 0	HOME	0- 1	0- 0	1- 2				
3- 2	0- 0	0- 0	AWAY	0- 0	0- 1	3- 1				
1- 0	0- 0	0- 0	NEUTRAL	0- 0	0- 0	1- 0				
4- 2	0- 0	0- 0	CONFERENCE	0- 1	0- 1	4- 0				
1- 1	0- 0	0- 0	HOME	0- 0	0- 1	1- 0				
3- 1	0- 0	0- 0	AWAY	0- 1	0- 0	3- 0				
0- 0	0- 0	0- 0	NEUTRAL	0- 0	0- 0	0- 0				

RPI 1-25				RPI 26-50				RPI 51-100				RPI 101+ Team's RPI: 251			
RPI	S	Opponent	Score	RPI	S	Opponent	Score	RPI	S	Opponent	Score	RPI	S	Opponent	Score
								86	A	Belmont	45 69	115	A	Wisconsin	55 63
								99	H	Loyola Chicago	51 67	142	H	Tennessee Tech	62 75
												184	H	Valparaiso	66 78
												195	A	Northern Ill.	48 61
												216	N	Western Ill.	60 52
												252	A	Lipscomb	66 56
												258	A	Eastern Ky.	83 63
												263	A	Morehead St.	57 51
												272	H	Indiana St.	57 59
												278	H	Omaha	65 52
												304	H	Jacksonville St.	55 52
												327	A	Evansville	90 44
												331	A	Tennessee St.	73 52
												343	A	UIC	80 45
LAST 10 Division I															
				142	H	Tennessee Tech	62 75					331	A	Tennessee St.	73 52
				304	H	Jacksonville St.	55 52					184	H	Valparaiso	66 78
				263	A	Morehead St.	57 51					216	N	Western Ill.	60 52
				258	A	Eastern Ky.	83 63					195	A	Northern Ill.	48 61
				86	A	Belmont	45 69					278	H	Omaha	65 52

Non-Div I Games: Lindenwood (MO) 88 66

Eastern Ill.

Average RPI Win:	255	WON-LOST	WINNING	LAST 10	STRENGTH OF	OPP. STRENGTH	TEAM	ADJ.	CONF.	ADJ CONF.
Average RPI Loss:	152	RECORD	PCT. RANK	GAMES	SCHEDULE	OF SCHEDULE	RPI	RPI	RPI	RPI
DIV. I ONLY	7- 9	208	3-7	293	200	258	258	18	18	
DIV. I NON-CONF.	5- 5	164	1-3	267	93	188	188	21	21	
TOTALS	RPI 1-25	RPI 26-50	W-L RECORDS	RPI 51-100	RPI 101-150	RPI 150+				
7- 9	0- 0	0- 0	OVERALL	0- 3	0- 2	7- 4				
3- 5	0- 0	0- 0	HOME	0- 0	0- 1	3- 4				
4- 4	0- 0	0- 0	AWAY	0- 3	0- 1	4- 0				
0- 0	0- 0	0- 0	NEUTRAL	0- 0	0- 0	0- 0				
5- 5	0- 0	0- 0	NON-CONFERENCE	0- 2	0- 1	5- 2				
2- 2	0- 0	0- 0	HOME	0- 0	0- 0	2- 2				
3- 3	0- 0	0- 0	AWAY	0- 2	0- 1	3- 0				
0- 0	0- 0	0- 0	NEUTRAL	0- 0	0- 0	0- 0				
2- 4	0- 0	0- 0	CONFERENCE	0- 1	0- 1	2- 2				
1- 3	0- 0	0- 0	HOME	0- 0	0- 1	1- 2				
1- 1	0- 0	0- 0	AWAY	0- 1	0- 0	1- 0				
0- 0	0- 0	0- 0	NEUTRAL	0- 0	0- 0	0- 0				

RPI 1-25				RPI 26-50				RPI 51-100				RPI 101+				Team's RPI: 258	
RPI	S	Opponent	Score	RPI	S	Opponent	Score	RPI	S	Opponent	Score	RPI	S	Opponent	Score		
								53	A	IUPUI	42	72	109	A	Butler	41	73
								61	A	Vanderbilt	69	75	142	H	Tennessee Tech	42	60
								86	A	Belmont	48	68	164	H	Youngstown St.	63	72
													168	A	Memphis	63	60
													194	H	Miami (OH)	57	75
													201	H	Chattanooga	71	65
													214	A	Xavier	56	55
													225	H	Northern Ky.	69	62
													251	H	Eastern Ill.	63	83
													304	H	Jacksonville St.	33	43
													324	A	Mercer	61	60
													325	H	SIUE	49	46
													331	A	Tennessee St.	61	55
LAST 10 Division I																	
331	A	Tennessee St.	61	55	142	H	Tennessee Tech	42	60								
86	A	Belmont	48	68	53	A	IUPUI	42	72								
325	H	SIUE	49	46	61	A	Vanderbilt	69	75								
251	H	Eastern Ill.	63	83	214	A	Xavier	56	55								
304	H	Jacksonville St.	33	43	164	H	Youngstown St.	63	72								

Non-Div I Games: Alice Lloyd 102 65

Eastern Ky.

■ Loss,
 ■ Non-Conf,
 ■ S Site,
 ■ H Home
 ■ A Away
 N Neutral

Average RPI Win:	237	WON-LOST	WINNING	LAST 10	STRENGTH OF	OPP. STRENGTH	TEAM	ADJ.	CONF.	ADJ CONF.
Average RPI Loss:	99	RECORD	PCT. RANK	GAMES	SCHEDULE	OF SCHEDULE	RPI	RPI	RPI	RPI
DIV. I ONLY	7- 9	208	6-4	147	169	181	181	10	10	
DIV. I NON-CONF.	4- 6	212	3-1	243	261	237	237	10	10	
TOTALS	RPI 1-25	RPI 26-50	W-L RECORDS	RPI 51-100	RPI 101-150	RPI 150+				
7- 9	0- 1	0- 0	OVERALL	0- 5	1- 0	6- 3				
4- 3	0- 1	0- 0	HOME	0- 2	0- 0	4- 0				
3- 6	0- 0	0- 0	AWAY	0- 3	1- 0	2- 3				
0- 0	0- 0	0- 0	NEUTRAL	0- 0	0- 0	0- 0				
4- 6	0- 0	0- 0	NON-CONFERENCE	0- 3	0- 0	4- 3				
2- 2	0- 0	0- 0	HOME	0- 2	0- 0	2- 0				
2- 4	0- 0	0- 0	AWAY	0- 1	0- 0	2- 3				
0- 0	0- 0	0- 0	NEUTRAL	0- 0	0- 0	0- 0				
3- 3	0- 1	0- 0	CONFERENCE	0- 2	1- 0	2- 0				
2- 1	0- 1	0- 0	HOME	0- 0	0- 0	2- 0				
1- 2	0- 0	0- 0	AWAY	0- 2	1- 0	0- 0				
0- 0	0- 0	0- 0	NEUTRAL	0- 0	0- 0	0- 0				

RPI 1-25				RPI 26-50				RPI 51-100				RPI 101+ Team's RPI: 181			
RPI	S	Opponent	Score	RPI	S	Opponent	Score	RPI	S	Opponent	Score	RPI	S	Opponent	Score
22	H	Central Mich.	82 89					55	H	Michigan	38 57	107	A	Kent St.	74 69
								67	A	Ball St.	54 59	152	A	Wichita St.	52 63
								69	H	Southern Ill.	54 85	164	A	Youngstown St.	77 79
								80	A	Michigan St.	50 85	176	H	Southeast Mo. St.	69 64
								83	A	Buffalo	63 66	194	H	Miami (OH)	80 53
												196	A	Binghamton	67 78
												197	H	Bowling Green	78 61
												313	A	Detroit Mercy	84 70
												329	H	Purdue Fort Wayne	64 40
												343	A	UIC	68 59
LAST 10 Division I															
22	H	Central Mich.	82 89	197	H	Bowling Green	78 61								
83	A	Buffalo	63 66	313	A	Detroit Mercy	84 70								
194	H	Miami (OH)	80 53	343	A	UIC	68 59								
67	A	Ball St.	54 59	329	H	Purdue Fort Wayne	64 40								
107	A	Kent St.	74 69	152	A	Wichita St.	52 63								

Non-Div I Games: Olivet 95 38

Eastern Mich.

■ Loss,
 ■ Non-Conf,
 ■ S Site,
 ■ H Home
 ■ A Away
 N Neutral

Average RPI Win:	302	WON-LOST	WINNING	LAST 10	STRENGTH OF	OPP. STRENGTH	TEAM	ADJ.	CONF.	ADJ CONF.
Average RPI Loss:	137	RECORD	PCT. RANK	GAMES	SCHEDULE	OF SCHEDULE	RPI	RPI	RPI	RPI
DIV. I ONLY	1- 13	341	1-9	53	208	286	286	21	21	
DIV. I NON-CONF.	0- 8	338	0-4	5	192	236	236	17	17	
TOTALS	RPI 1-25	RPI 26-50	W-L RECORDS	RPI 51-100	RPI 101-150	RPI 150+				
1- 13	0- 2	0- 0	OVERALL	0- 2	0- 4	1- 5				
1- 4	0- 0	0- 0	HOME	0- 1	0- 1	1- 2				
0- 8	0- 2	0- 0	AWAY	0- 0	0- 3	0- 3				
0- 1	0- 0	0- 0	NEUTRAL	0- 1	0- 0	0- 0				
0- 8	0- 2	0- 0	NON-CONFERENCE	0- 2	0- 2	0- 2				
0- 2	0- 0	0- 0	HOME	0- 1	0- 0	0- 1				
0- 5	0- 2	0- 0	AWAY	0- 0	0- 2	0- 1				
0- 1	0- 0	0- 0	NEUTRAL	0- 1	0- 0	0- 0				
1- 5	0- 0	0- 0	CONFERENCE	0- 0	0- 2	1- 3				
1- 2	0- 0	0- 0	HOME	0- 0	0- 1	1- 1				
0- 3	0- 0	0- 0	AWAY	0- 0	0- 1	0- 2				
0- 0	0- 0	0- 0	NEUTRAL	0- 0	0- 0	0- 0				

RPI 1-25				RPI 26-50				RPI 51-100				RPI 101+ Team's RPI: 286			
RPI	S	Opponent	Score	RPI	S	Opponent	Score	RPI	S	Opponent	Score	RPI	S	Opponent	Score
4	A	Stanford	27 92					75	N	Bradley	46 66	113	A	Utah	49 87
8	A	Gonzaga	44 84					100	H	Boise St.	61 63	116	H	Montana St.	85 89
												122	A	Idaho	60 69
												139	A	San Jose St.	66 84
												165	A	Montana	54 92
												173	A	Portland St.	58 75
												228	A	UMKC	55 66
												260	H	Pepperdine	52 53
												277	H	Idaho St.	47 67
												302	H	Weber St.	63 53
LAST 10 Division I															
				116	H	Montana St.	85 89	302	H	Weber St.	63 53				
				122	A	Idaho	60 69	75	N	Bradley	46 66				
				165	A	Montana	54 92	228	A	UMKC	55 66				
				173	A	Portland St.	58 75	100	H	Boise St.	61 63				
				277	H	Idaho St.	47 67	260	H	Pepperdine	52 53				

Non-Div I Games: Northwest Chrst. 81 62

Eastern Wash.

■ Loss,
 ■ Non-Conf,
 ■ S Site,
 ■ Home
 ■ A Away
 N Neutral

Average RPI Win:	238	WON-LOST	WINNING	LAST 10	STRENGTH OF	OPP. STRENGTH	TEAM	ADJ.	CONF.	ADJ CONF.
Average RPI Loss:	70	RECORD	PCT. RANK	GAMES	SCHEDULE	OF SCHEDULE	RPI	RPI	RPI	RPI
DIV. I ONLY	8- 8	173	5-5	78	156	105	105	14	14	
DIV. I NON-CONF.	4- 6	212	1-3	31	183	110	110	13	13	
TOTALS	RPI 1-25	RPI 26-50	W-L RECORDS	RPI 51-100	RPI 101-150	RPI 150+				
8- 8	0- 1	0- 1	OVERALL	0- 4	1- 2	7- 0				
4- 1	0- 0	0- 0	HOME	0- 1	0- 0	4- 0				
4- 5	0- 1	0- 1	AWAY	0- 2	1- 1	3- 0				
0- 2	0- 0	0- 0	NEUTRAL	0- 1	0- 1	0- 0				
4- 6	0- 1	0- 0	NON-CONFERENCE	0- 4	1- 1	3- 0				
2- 1	0- 0	0- 0	HOME	0- 1	0- 0	2- 0				
2- 3	0- 1	0- 0	AWAY	0- 2	1- 0	1- 0				
0- 2	0- 0	0- 0	NEUTRAL	0- 1	0- 1	0- 0				
4- 2	0- 0	0- 1	CONFERENCE	0- 0	0- 1	4- 0				
2- 0	0- 0	0- 0	HOME	0- 0	0- 0	2- 0				
2- 2	0- 0	0- 1	AWAY	0- 0	0- 1	2- 0				
0- 0	0- 0	0- 0	NEUTRAL	0- 0	0- 0	0- 0				

RPI 1-25				RPI 26-50				RPI 51-100				RPI 101+				Team's RPI: 105
RPI	S	Opponent	Score	RPI	S	Opponent	Score	RPI	S	Opponent	Score	RPI	S	Opponent	Score	
15	A	NC State	49 62	44	A	James Madison	48 61	53	N	IUPUI	53 59	106	N	Coastal Caro.	65 76	
								58	H	Wake Forest	57 69	134	A	Northeastern	65 68	
								73	A	North Carolina	46 76	143	A	Furman	87 76	
								78	A	Marist	55 63	177	A	Towson	74 61	
												186	A	UNLV	50 44	
												242	H	UNCW	77 53	
												243	H	Col. of Charleston	90 48	
												267	H	Appalachian St.	67 66	
												315	A	Hofstra	69 56	
												328	H	Western Caro.	68 24	
LAST 10 Division I																
315	A	Hofstra	69 56	177	A	Towson	74 61									
134	A	Northeastern	65 68	143	A	Furman	87 76									
242	H	UNCW	77 53	106	N	Coastal Caro.	65 76									
243	H	Col. of Charleston	90 48	15	A	NC State	49 62									
44	A	James Madison	48 61	53	N	IUPUI	53 59									

Non-Div I Games: Newberry 73 53

Elon

Evansville

Through Games Of Jan. 22, 2020

Average RPI Win: 296	WON-LOST	WINNING	LAST 10	STRENGTH OF	OPP. STRENGTH	TEAM	ADJ.	CONF.	ADJ CONF.
Average RPI Loss: 164	RECORD	PCT. RANK	GAMES	SCHEDULE	OF SCHEDULE	RPI	RPI	RPI	RPI
DIV. I ONLY	2- 14	333	1-9	203	293	327	327	7	7
DIV. I NON-CONF.	2- 8	295	1-3	339	337	345	345	7	7
TOTALS	RPI 1-25	RPI 26-50	W-L RECORDS	RPI 51-100	RPI 101-150	RPI 150+			
2- 14	0- 0	0- 1	OVERALL	0- 4	0- 2	2- 7			
2- 4	0- 0	0- 0	HOME	0- 1	0- 0	2- 3			
0- 10	0- 0	0- 1	AWAY	0- 3	0- 2	0- 4			
0- 0	0- 0	0- 0	NEUTRAL	0- 0	0- 0	0- 0			
2- 8	0- 0	0- 0	NON-CONFERENCE	0- 0	0- 2	2- 6			
2- 2	0- 0	0- 0	HOME	0- 0	0- 0	2- 2			
0- 6	0- 0	0- 0	AWAY	0- 0	0- 2	0- 4			
0- 0	0- 0	0- 0	NEUTRAL	0- 0	0- 0	0- 0			
0- 6	0- 0	0- 1	CONFERENCE	0- 4	0- 0	0- 1			
0- 2	0- 0	0- 0	HOME	0- 1	0- 0	0- 1			
0- 4	0- 0	0- 1	AWAY	0- 3	0- 0	0- 0			
0- 0	0- 0	0- 0	NEUTRAL	0- 0	0- 0	0- 0			

RPI S	Opponent	Score	RPI S	Opponent	Score	RPI S	Opponent	Score	RPI S	Opponent	Score	Team's RPI: 327
38	A Drake	44 108	51	A UNI	60 76	136	A Illinois	44 59	149	A Austin Peay	64 80	
			75	A Bradley	51 82	176	A Southeast Mo. St.	60 83	184	H Valparaiso	66 88	
			77	A Illinois St.	58 81	194	A Miami (OH)	64 72	205	H Murray St.	59 61	
			99	H Loyola Chicago	61 71	244	H Marshall	66 62	251	H Eastern Ill.	44 90	
						325	A SIUE	74 85	329	A Purdue Fort Wayne	64 67	
						347	H Chicago St.	76 42				
LAST 10 Division I												
38	A Drake	44 108	75	A Bradley	51 82							
51	A UNI	60 76	194	A Miami (OH)	64 72							
184	H Valparaiso	66 88	347	H Chicago St.	76 42							
99	H Loyola Chicago	61 71	136	A Illinois	44 59							
77	A Illinois St.	58 81	329	A Purdue Fort Wayne	64 67							

Non-Div I Games: Brescia 77 61

Evansville

Loss, Non-Conf, S Site, H Home A Away N Neutral

Average RPI Win:	159	WON-LOST	WINNING	LAST 10	STRENGTH OF	OPP. STRENGTH	TEAM	ADJ.	CONF.	ADJ CONF.
Average RPI Loss:	23	RECORD	PCT. RANK	GAMES	SCHEDULE	OF SCHEDULE	RPI	RPI	RPI	RPI
DIV. I ONLY	16- 2	11	9-1	136	69	30	30	16	16	
DIV. I NON-CONF.	10- 2	30	3-1	115	14	29	29	16	16	
TOTALS	RPI 1-25	RPI 26-50	W-L RECORDS	RPI 51-100	RPI 101-150	RPI 150+				
16- 2	0- 2	1- 0	OVERALL	5- 0	2- 0	8- 0				
6- 1	0- 1	1- 0	HOME	1- 0	1- 0	3- 0				
6- 1	0- 1	0- 0	AWAY	2- 0	0- 0	4- 0				
4- 0	0- 0	0- 0	NEUTRAL	2- 0	1- 0	1- 0				
10- 2	0- 2	1- 0	NON-CONFERENCE	4- 0	1- 0	4- 0				
3- 1	0- 1	1- 0	HOME	1- 0	0- 0	1- 0				
3- 1	0- 1	0- 0	AWAY	1- 0	0- 0	2- 0				
4- 0	0- 0	0- 0	NEUTRAL	2- 0	1- 0	1- 0				
6- 0	0- 0	0- 0	CONFERENCE	1- 0	1- 0	4- 0				
3- 0	0- 0	0- 0	HOME	0- 0	1- 0	2- 0				
3- 0	0- 0	0- 0	AWAY	1- 0	0- 0	2- 0				
0- 0	0- 0	0- 0	NEUTRAL	0- 0	0- 0	0- 0				

RPI 1-25				RPI 26-50				Team's RPI: 30				RPI 51-100				RPI 101+			
RPI	S	Opponent	Score	RPI	S	Opponent	Score	RPI	S	Opponent	Score	RPI	S	Opponent	Score	RPI	S	Opponent	Score
21	A	Princeton	53 67	49	H	Duke	78 56	56	A	Temple	93 67	111	H	Liberty	64 57				
24	H	LSU	63 74					64	H	UCF	72 50	121	N	Notre Dame	69 60				
								81	N	South Dakota St.	71 70	158	A	Houston	57 45				
								84	A	North Florida	72 50	161	A	North Ala.	74 63				
								85	N	South Fla.	81 77	221	H	Kennesaw St.	80 63				
												227	N	Saint Francis (PA)	97 64				
												231	A	Stetson	89 47				
												252	H	Lipscomb	82 56				
												305	A	FIU	100 54				
												345	H	Central Conn. St.	94 60				
LAST 10 Division I																			
221	H	Kennesaw St.	80 63	252	H	Lipscomb	82 56												
161	A	North Ala.	74 63	49	H	Duke	78 56												
84	A	North Florida	72 50	56	A	Temple	93 67												
231	A	Stetson	89 47	24	H	LSU	63 74												
111	H	Liberty	64 57	345	H	Central Conn. St.	94 60												

Non-Div I Games: Webber Int'l 99 48 Fla. Memorial 91 47 Johnson & Wales (FL89 56

FGCU

Loss, Non-Conf, S Site, H Home A Away N Neutral

Average RPI Win:	303	WON-LOST	WINNING	LAST 10	STRENGTH OF	OPP. STRENGTH	TEAM	ADJ.	CONF.	ADJ CONF.
Average RPI Loss:	172	RECORD	PCT. RANK	GAMES	SCHEDULE	OF SCHEDULE	RPI	RPI	RPI	RPI
DIV. I ONLY	4- 13	301	2-8	242	265	305	305	13	13	
DIV. I NON-CONF.	3- 8	268	1-3	285	324	321	321	14	14	
TOTALS	RPI 1-25	RPI 26-50	W-L RECORDS	RPI 51-100	RPI 101-150	RPI 150+				
4- 13	0- 0	0- 1	OVERALL	0- 2	0- 2	4- 8				
2- 8	0- 0	0- 1	HOME	0- 1	0- 2	2- 4				
2- 5	0- 0	0- 0	AWAY	0- 1	0- 0	2- 4				
0- 0	0- 0	0- 0	NEUTRAL	0- 0	0- 0	0- 0				
3- 8	0- 0	0- 1	NON-CONFERENCE	0- 1	0- 1	3- 5				
1- 7	0- 0	0- 1	HOME	0- 1	0- 1	1- 4				
2- 1	0- 0	0- 0	AWAY	0- 0	0- 0	2- 1				
0- 0	0- 0	0- 0	NEUTRAL	0- 0	0- 0	0- 0				
1- 5	0- 0	0- 0	CONFERENCE	0- 1	0- 1	1- 3				
1- 1	0- 0	0- 0	HOME	0- 0	0- 1	1- 0				
0- 4	0- 0	0- 0	AWAY	0- 1	0- 0	0- 3				
0- 0	0- 0	0- 0	NEUTRAL	0- 0	0- 0	0- 0				

RPI	S	Opponent	Score	RPI	S	Opponent	Score	RPI	S	Opponent	Score	RPI	S	Opponent	Score	Team's RPI: 305
30	H	FGCU	54	100	52	A	Middle Tenn.	56	72	126	H	Rice	47	68		
					84	H	North Florida	49	64	149	H	Austin Peay	56	58		
										156	A	UAB	58	71		
										185	H	Bethune-Cookman	60	65		
										208	A	UTEP	34	64		
										225	H	Northern Ky.	45	67		
										226	H	Brown	57	72		
										235	A	Jacksonville	52	77		
										246	H	North Texas	58	56		
										265	H	Oakland	49	58		
										291	A	UTSA	45	60		
										312	A	N.C. Central	59	58		
										316	A	Georgia St.	70	63		
										337	H	Grambling	56	55		
LAST 10 Division I																
52	A	Middle Tenn.	56	72	208	A	UTEP	34	64							
156	A	UAB	58	71	226	H	Brown	57	72							
126	H	Rice	47	68	149	H	Austin Peay	56	58							
246	H	North Texas	58	56	337	H	Grambling	56	55							
291	A	UTSA	45	60	235	A	Jacksonville	52	77							

Non-Div I Games:

FIU

Fairfield

Through Games Of Jan. 22, 2020

Average RPI Win:	300	WON-LOST	WINNING	LAST 10	STRENGTH OF	OPP. STRENGTH	TEAM	ADJ.	CONF.	ADJ CONF.
Average RPI Loss:	114	RECORD	PCT. RANK	GAMES	SCHEDULE	OF SCHEDULE	RPI	RPI	RPI	RPI
DIV. I ONLY	8- 6	137	7-3	339	194	245	245	25	25	
DIV. I NON-CONF.	3- 6	235	2-3	278	131	285	285	25	25	
TOTALS	RPI 1-25	RPI 26-50	W-L RECORDS	RPI 51-100	RPI 101-150	RPI 150+				
8- 6	0- 0	0- 1	OVERALL	0- 2	0- 1	8- 2				
5- 2	0- 0	0- 0	HOME	0- 0	0- 0	5- 2				
3- 4	0- 0	0- 1	AWAY	0- 2	0- 1	3- 0				
0- 0	0- 0	0- 0	NEUTRAL	0- 0	0- 0	0- 0				
3- 6	0- 0	0- 1	NON-CONFERENCE	0- 2	0- 1	3- 2				
2- 2	0- 0	0- 0	HOME	0- 0	0- 0	2- 2				
1- 4	0- 0	0- 1	AWAY	0- 2	0- 1	1- 0				
0- 0	0- 0	0- 0	NEUTRAL	0- 0	0- 0	0- 0				
5- 0	0- 0	0- 0	CONFERENCE	0- 0	0- 0	5- 0				
3- 0	0- 0	0- 0	HOME	0- 0	0- 0	3- 0				
2- 0	0- 0	0- 0	AWAY	0- 0	0- 0	2- 0				
0- 0	0- 0	0- 0	NEUTRAL	0- 0	0- 0	0- 0				

RPI	S	Opponent	Score	RPI	S	Opponent	Score	RPI	S	Opponent	Score	RPI	S	Opponent	Score	Team's RPI: 245
47	A	St. John's (NY)	69	71	56	A	Temple	59	77	140	A	Rhode Island	41	74		
					57	A	Seton Hall	44	74	155	H	Dartmouth	51	52		
										207	A	Iona	52	40		
										226	H	Brown	44	58		
										262	H	Navy	66	52		
										285	H	Monmouth	49	38		
										309	A	Siena	65	35		
										315	H	Hofstra	73	64		
										333	H	Canisius	72	70		
										340	H	Saint Peter's	67	48		
										348	A	LIU Brooklyn	53	51		
LAST 10 Division I																
207	A	Iona	52	40	226	H	Brown	44	58							
333	H	Canisius	72	70	47	A	St. John's (NY)	69	71							
340	H	Saint Peter's	67	48	315	H	Hofstra	73	64							
285	H	Monmouth	49	38	262	H	Navy	66	52							
309	A	Siena	65	35	140	A	Rhode Island	41	74							

Non-Div I Games:

Fairfield

■ Loss,
 ■ Non-Conf,
 ■ S Site,
 ■ H Home
 ■ A Away
 N Neutral

Average RPI Win: 304		WON-LOST	WINNING	LAST 10	STRENGTH OF	OPP. STRENGTH	TEAM	ADJ.	CONF.	ADJ CONF.
Average RPI Loss: 263		RECORD	PCT. RANK	GAMES	SCHEDULE	OF SCHEDULE	RPI	RPI	RPI	RPI
DIV. I ONLY		7- 10	217	7-3	351	343	336	336	29	29
DIV. I NON-CONF.		3- 8	268	3-1	344	340	339	339	30	30
TOTALS	RPI 1-25	RPI 26-50		W-L RECORDS		RPI 51-100	RPI 101-150	RPI 150+		
7- 10	0- 0	0- 0		OVERALL		0- 0	0- 0	7- 10		
4- 5	0- 0	0- 0		HOME		0- 0	0- 0	4- 5		
3- 5	0- 0	0- 0		AWAY		0- 0	0- 0	3- 5		
0- 0	0- 0	0- 0		NEUTRAL		0- 0	0- 0	0- 0		
3- 8	0- 0	0- 0		NON-CONFERENCE		0- 0	0- 0	3- 8		
1- 4	0- 0	0- 0		HOME		0- 0	0- 0	1- 4		
2- 4	0- 0	0- 0		AWAY		0- 0	0- 0	2- 4		
0- 0	0- 0	0- 0		NEUTRAL		0- 0	0- 0	0- 0		
4- 2	0- 0	0- 0		CONFERENCE		0- 0	0- 0	4- 2		
3- 1	0- 0	0- 0		HOME		0- 0	0- 0	3- 1		
1- 1	0- 0	0- 0		AWAY		0- 0	0- 0	1- 1		
0- 0	0- 0	0- 0		NEUTRAL		0- 0	0- 0	0- 0		

RPI 1-25				RPI 26-50				RPI 51-100				RPI 101+ Team's RPI: 336			
RPI	S	Opponent	Score	RPI	S	Opponent	Score	RPI	S	Opponent	Score	RPI	S	Opponent	Score
												196	H	Binghamton	48 60
												213	H	Manhattan	61 62
												222	A	Lafayette	29 61
												227	H	Saint Francis (PA)	56 47
												230	A	UMass Lowell	56 61
												234	A	Howard	56 64
												268	H	Sacred Heart	65 60
												283	H	Army West Point	68 70
												288	H	Loyola Maryland	46 75
												301	A	Pittsburgh	60 69
												306	A	St. Francis Brooklyn	62 57
												309	H	Siena	67 58
												319	H	Bryant	45 57
												330	A	NJIT	68 59
												340	A	Saint Peter's	77 71
												345	H	Central Conn. St.	66 47
												348	A	LIU Brooklyn	63 68
LAST 10 Division I															
				345	H	Central Conn. St.	66 47	306	A	St. Francis Brooklyn	62 57				
				268	H	Sacred Heart	65 60	230	A	UMass Lowell	56 61				
				348	A	LIU Brooklyn	63 68	340	A	Saint Peter's	77 71				
				227	H	Saint Francis (PA)	56 47	309	H	Siena	67 58				
				319	H	Bryant	45 57	330	A	NJIT	68 59				

Non-Div I Games:

Fairleigh Dickinson

■ Loss, ■ Non-Conf, S Site, H Home A Away N Neutral

Fla. Atlantic

Through Games Of Jan. 22, 2020

Average RPI Win:	250	WON-LOST	WINNING	LAST 10	STRENGTH OF	OPP. STRENGTH	TEAM	ADJ.	CONF.	ADJ CONF.
Average RPI Loss:	116	RECORD	PCT. RANK	GAMES	SCHEDULE	OF SCHEDULE	RPI	RPI	RPI	RPI
DIV. I ONLY	8- 9	192	3-7	176	150	193	193	13	13	
DIV. I NON-CONF.	6- 5	151	1-3	231	156	192	192	14	14	
TOTALS	RPI 1-25	RPI 26-50	W-L RECORDS	RPI 51-100	RPI 101-150	RPI 150+				
8- 9	0- 1	0- 0	OVERALL	0- 2	1- 4	7- 2				
5- 4	0- 0	0- 0	HOME	0- 1	0- 3	5- 0				
3- 5	0- 1	0- 0	AWAY	0- 1	1- 1	2- 2				
0- 0	0- 0	0- 0	NEUTRAL	0- 0	0- 0	0- 0				
6- 5	0- 1	0- 0	NON-CONFERENCE	0- 1	1- 3	5- 0				
4- 3	0- 0	0- 0	HOME	0- 1	0- 2	4- 0				
2- 2	0- 1	0- 0	AWAY	0- 0	1- 1	1- 0				
0- 0	0- 0	0- 0	NEUTRAL	0- 0	0- 0	0- 0				
2- 4	0- 0	0- 0	CONFERENCE	0- 1	0- 1	2- 2				
1- 1	0- 0	0- 0	HOME	0- 0	0- 1	1- 0				
1- 3	0- 0	0- 0	AWAY	0- 1	0- 0	1- 2				
0- 0	0- 0	0- 0	NEUTRAL	0- 0	0- 0	0- 0				

RPI 1-25				RPI 26-50				RPI 51-100				RPI 101+ Team's RPI: 193			
RPI	S	Opponent	Score	RPI	S	Opponent	Score	RPI	S	Opponent	Score	RPI	S	Opponent	Score
6	A	Iowa	53 85					52	A	Middle Tenn.	66 81	126	H	Rice	69 78
								76	H	Kansas	60 90	129	A	Richmond	55 57
												143	H	Furman	63 69
												144	H	Harvard	51 65
												145	A	Western Mich.	80 79
												156	A	UAB	73 92
												172	A	Hampton	64 63
												202	H	Little Rock	79 72
												208	A	UTEP	65 96
												246	H	North Texas	84 78
												288	H	Loyola Maryland	72 61
												291	A	UTSA	80 53
												309	H	Siena	83 39
												345	H	Central Conn. St.	72 54
LAST 10 Division I															
156	A	UAB	73 92	291	A	UTSA	80 53								
52	A	Middle Tenn.	66 81	144	H	Harvard	51 65								
246	H	North Texas	84 78	143	H	Furman	63 69								
126	H	Rice	69 78	345	H	Central Conn. St.	72 54								
208	A	UTEP	65 96	76	H	Kansas	60 90								

Non-Div I Games:

Fla. Atlantic

Loss, Non-Conf, S Site, H Home A Away N Neutral

Average RPI Win:	234	WON-LOST	WINNING	LAST 10	STRENGTH OF	OPP. STRENGTH	TEAM	ADJ.	CONF.	ADJ CONF.
Average RPI Loss:	35	RECORD	PCT. RANK	GAMES	SCHEDULE	OF SCHEDULE	RPI	RPI	RPI	RPI
DIV. I ONLY	11- 8	132	5-5	161	67	141	141	4	4	
DIV. I NON-CONF.	9- 4	84	3-1	319	119	196	196	5	5	
TOTALS	RPI 1-25	RPI 26-50	W-L RECORDS	RPI 51-100	RPI 101-150	RPI 150+				
11- 8	0- 5	0- 0	OVERALL	2- 3	1- 0	8- 0				
7- 4	0- 3	0- 0	HOME	2- 1	0- 0	5- 0				
3- 3	0- 2	0- 0	AWAY	0- 1	1- 0	2- 0				
1- 1	0- 0	0- 0	NEUTRAL	0- 1	0- 0	1- 0				
9- 4	0- 2	0- 0	NON-CONFERENCE	1- 2	0- 0	8- 0				
6- 2	0- 2	0- 0	HOME	1- 0	0- 0	5- 0				
2- 1	0- 0	0- 0	AWAY	0- 1	0- 0	2- 0				
1- 1	0- 0	0- 0	NEUTRAL	0- 1	0- 0	1- 0				
2- 4	0- 3	0- 0	CONFERENCE	1- 1	1- 0	0- 0				
1- 2	0- 1	0- 0	HOME	1- 1	0- 0	0- 0				
1- 2	0- 2	0- 0	AWAY	0- 0	1- 0	0- 0				
0- 0	0- 0	0- 0	NEUTRAL	0- 0	0- 0	0- 0				

RPI	S	Opponent	Score
12	H	Indiana	49 73
14	A	Mississippi St.	47 93
18	H	Florida St.	55 66
19	A	Texas A&M	42 69
20	H	Kentucky	45 65

RPI	S	Opponent	Score

RPI	S	Opponent	Score
58	N	Wake Forest	68 73
61	H	Vanderbilt	68 60
62	H	Tennessee	50 78
76	A	Kansas	66 76
92	H	Davidson	55 50

RPI	S	Opponent	Score	Team's RPI: 141
146	A	Auburn	83 63	
166	H	Samford	84 48	
214	N	Xavier	67 64	
289	H	Longwood	71 54	
299	A	Prairie View	51 44	
300	H	Presbyterian	60 46	
324	H	Mercer	71 50	
337	A	Grambling	72 65	
350	H	Florida A&M	84 40	

LAST 10 Division I

19	A	Texas A&M	42 69	14	A	Mississippi St.	47 93
62	H	Tennessee	50 78	92	H	Davidson	55 50
20	H	Kentucky	45 65	58	N	Wake Forest	68 73
146	A	Auburn	83 63	214	N	Xavier	67 64
61	H	Vanderbilt	68 60	324	H	Mercer	71 50

Non-Div I Games:

Florida

■ Loss,
 ■ Non-Conf,
 ■ S Site,
 ■ H Home
 ■ A Away
 N Neutral

Average RPI Win:	346	WON-LOST	WINNING	LAST 10	STRENGTH OF	OPP. STRENGTH	TEAM	ADJ.	CONF.	ADJ CONF.
Average RPI Loss:	243	RECORD	PCT. RANK	GAMES	SCHEDULE	OF SCHEDULE	RPI	RPI	RPI	RPI
DIV. I ONLY	2- 13	329	2-8	346	351	350	350	30	30	
DIV. I NON-CONF.	0- 9	338	0-4	297	350	349	349	31	31	
TOTALS	RPI 1-25	RPI 26-50	W-L RECORDS	RPI 51-100	RPI 101-150	RPI 150+				
2- 13	0- 1	0- 0	OVERALL	0- 0	0- 2	2- 10				
1- 4	0- 0	0- 0	HOME	0- 0	0- 0	1- 4				
1- 9	0- 1	0- 0	AWAY	0- 0	0- 2	1- 6				
0- 0	0- 0	0- 0	NEUTRAL	0- 0	0- 0	0- 0				
0- 9	0- 1	0- 0	NON-CONFERENCE	0- 0	0- 1	0- 7				
0- 2	0- 0	0- 0	HOME	0- 0	0- 0	0- 2				
0- 7	0- 1	0- 0	AWAY	0- 0	0- 1	0- 5				
0- 0	0- 0	0- 0	NEUTRAL	0- 0	0- 0	0- 0				
2- 4	0- 0	0- 0	CONFERENCE	0- 0	0- 1	2- 3				
1- 2	0- 0	0- 0	HOME	0- 0	0- 0	1- 2				
1- 2	0- 0	0- 0	AWAY	0- 0	0- 1	1- 1				
0- 0	0- 0	0- 0	NEUTRAL	0- 0	0- 0	0- 0				

RPI	S	Opponent	Score	RPI	S	Opponent	Score	RPI	S	Opponent	Score	RPI	S	Opponent	Score	Team's RPI: 350
24	A	LSU	45 73									128	A	N.C. A&T	44 71	
												141	A	Florida	40 84	
												169	A	Texas Tech	60 98	
												235	H	Jacksonville	54 88	
												265	H	Morgan St.	47 59	
												274	H	Alabama A&M	53 77	
												304	A	Jacksonville St.	67 72	
												308	A	Alcorn	42 58	
												312	A	N.C. Central	57 66	
												312	H	N.C. Central	70 71	
												335	A	USC Upstate	61 74	
												342	H	Coppin St.	58 48	
												349	A	South Carolina St.	44 39	
												351	A	Mississippi Val.	70 71	
LAST 10 Division I																
312	H	N.C. Central	70 71	312	A	N.C. Central	57 66									
349	A	South Carolina St.	44 39	24	A	LSU	45 73									
342	H	Coppin St.	58 48	274	H	Alabama A&M	53 77									
265	H	Morgan St.	47 59	235	H	Jacksonville	54 88									
128	A	N.C. A&T	44 71	308	A	Alcorn	42 58									

Non-Div I Games: Johnson (FL) 102 40 Trinity Baptist 103 54

Florida A&M

Average RPI Win:	124	WON-LOST	WINNING	LAST 10	STRENGTH OF	OPP. STRENGTH	TEAM	ADJ.	CONF.	ADJ CONF.
Average RPI Loss:	51	RECORD	PCT. RANK	GAMES	SCHEDULE	OF SCHEDULE	RPI	RPI	RPI	RPI
DIV. I ONLY	15- 3	21	7-3	34	45	18	18	5	5	
DIV. I NON-CONF.	11- 0	1	3-0	101	60	10	10	3	3	
TOTALS	RPI 1-25	RPI 26-50	W-L RECORDS	RPI 51-100	RPI 101-150	RPI 150+				
15- 3	2- 1	2- 1	OVERALL	5- 1	1- 0	5- 0				
8- 1	0- 0	2- 1	HOME	3- 0	0- 0	3- 0				
5- 2	1- 1	0- 0	AWAY	1- 1	1- 0	2- 0				
2- 0	1- 0	0- 0	NEUTRAL	1- 0	0- 0	0- 0				
11- 0	2- 0	1- 0	NON-CONFERENCE	3- 0	1- 0	4- 0				
6- 0	0- 0	1- 0	HOME	2- 0	0- 0	3- 0				
3- 0	1- 0	0- 0	AWAY	0- 0	1- 0	1- 0				
2- 0	1- 0	0- 0	NEUTRAL	1- 0	0- 0	0- 0				
4- 3	0- 1	1- 1	CONFERENCE	2- 1	0- 0	1- 0				
2- 1	0- 0	1- 1	HOME	1- 0	0- 0	0- 0				
2- 2	0- 1	0- 0	AWAY	1- 1	0- 0	1- 0				
0- 0	0- 0	0- 0	NEUTRAL	0- 0	0- 0	0- 0				

RPI 1-25				RPI 26-50				RPI 51-100				RPI 101+			
RPI	S	Opponent	Score	RPI	S	Opponent	Score	RPI	S	Opponent	Score	RPI	S	Opponent	Score
15	A	NC State	51 68	29	H	Virginia Tech	86 62	54	A	Miami (FL)	73 62	141	A	Florida	66 55
19	N	Texas A&M	80 58	40	H	Georgia Tech	52 67	55	N	Michigan	79 69	166	H	Samford	88 59
24	A	LSU	70 62	47	H	St. John's (NY)	74 70	73	H	North Carolina	78 64	171	A	Clemson	81 64
								80	H	Michigan St.	78 68	235	H	Jacksonville	75 41
								84	H	North Florida	70 41	332	H	Charleston So.	88 36
								98	A	Syracuse	89 90	343	A	UIC	86 42
LAST 10 Division I															
15	A	NC State	51 68	29	H	Virginia Tech	86 62	55	N	Michigan	79 69				
73	H	North Carolina	78 64	55	N	Michigan	79 69	84	H	North Florida	70 41				
40	H	Georgia Tech	52 67	47	H	St. John's (NY)	74 70								
54	A	Miami (FL)	73 62												
98	A	Syracuse	89 90	171	A	Clemson	81 64								

Non-Div I Games:

Florida St.

Average RPI Win:	179	WON-LOST	WINNING	LAST 10	STRENGTH OF	OPP. STRENGTH	TEAM	ADJ.	CONF.	ADJ CONF.
Average RPI Loss:	114	RECORD	PCT. RANK	GAMES	SCHEDULE	OF SCHEDULE	RPI	RPI	RPI	RPI
DIV. I ONLY	11- 6	94	9-1	178	91	124	124	12	12	
DIV. I NON-CONF.	8- 5	117	6-0	150	97	122	122	12	12	
TOTALS	RPI 1-25	RPI 26-50	W-L RECORDS	RPI 51-100	RPI 101-150	RPI 150+				
11- 6	0- 0	0- 1	OVERALL	1- 2	2- 1	8- 2				
7- 2	0- 0	0- 0	HOME	0- 1	1- 1	6- 0				
3- 3	0- 0	0- 0	AWAY	1- 1	0- 0	2- 2				
1- 1	0- 0	0- 1	NEUTRAL	0- 0	1- 0	0- 0				
8- 5	0- 0	0- 1	NON-CONFERENCE	1- 1	2- 1	5- 2				
5- 2	0- 0	0- 0	HOME	0- 1	1- 1	4- 0				
2- 2	0- 0	0- 0	AWAY	1- 0	0- 0	1- 2				
1- 1	0- 0	0- 1	NEUTRAL	0- 0	1- 0	0- 0				
3- 1	0- 0	0- 0	CONFERENCE	0- 1	0- 0	3- 0				
2- 0	0- 0	0- 0	HOME	0- 0	0- 0	2- 0				
1- 1	0- 0	0- 0	AWAY	0- 1	0- 0	1- 0				
0- 0	0- 0	0- 0	NEUTRAL	0- 0	0- 0	0- 0				

RPI S	Opponent	Score	RPI S	Opponent	Score	RPI S	Opponent	Score	RPI S	Opponent	Score	Team's RPI: 124
37 N	Arkansas	59 71	59 A	Charlotte	76 51	117 N	Lehigh	59 57	121 H	Notre Dame	55 60	
			91 H	Villanova	66 73	134 H	Northeastern	74 58	153 H	George Washington	53 47	
			92 A	Davidson	62 74	154 A	Columbia	51 70	158 H	Houston	63 54	
						166 H	Samford	68 37	189 A	Penn St.	59 72	
						206 A	George Mason	66 54	213 A	Manhattan	51 45	
						237 H	Georgetown	67 54	239 H	Southern U.	65 52	
						290 H	St. Bonaventure	79 53	290 H	St. Bonaventure	79 53	
LAST 10 Division I												
206 A	George Mason	66 54	166 H	Samford	68 37							
153 H	George Washington	53 47	239 H	Southern U.	65 52							
92 A	Davidson	62 74	237 H	Georgetown	67 54							
290 H	St. Bonaventure	79 53	213 A	Manhattan	51 45							
158 H	Houston	63 54	117 N	Lehigh	59 57							

Non-Div I Games:

Fordham

■ Loss,
 ■ Non-Conf, S Site,
 ■ Home
 ■ Away
 N Neutral

Average RPI Win:	228	WON-LOST	WINNING	LAST 10	STRENGTH OF	OPP. STRENGTH	TEAM	ADJ.	CONF.	ADJ CONF.
Average RPI Loss:	101	RECORD	PCT. RANK	GAMES	SCHEDULE	OF SCHEDULE	RPI	RPI	RPI	RPI
DIV. I ONLY	13- 4	42	9-1	233	168	96	96	17	17	
DIV. I NON-CONF.	5- 4	140	1-1	252	128	166	166	24	24	
TOTALS	RPI 1-25	RPI 26-50	W-L RECORDS	RPI 51-100	RPI 101-150	RPI 150+				
13- 4	0- 0	0- 1	OVERALL	0- 1	1- 1	12- 1				
7- 1	0- 0	0- 0	HOME	0- 1	0- 0	7- 0				
5- 2	0- 0	0- 0	AWAY	0- 0	1- 1	4- 1				
1- 1	0- 0	0- 1	NEUTRAL	0- 0	0- 0	1- 0				
5- 4	0- 0	0- 1	NON-CONFERENCE	0- 1	0- 1	5- 1				
2- 1	0- 0	0- 0	HOME	0- 1	0- 0	2- 0				
2- 2	0- 0	0- 0	AWAY	0- 0	0- 1	2- 1				
1- 1	0- 0	0- 1	NEUTRAL	0- 0	0- 0	1- 0				
8- 0	0- 0	0- 0	CONFERENCE	0- 0	1- 0	7- 0				
5- 0	0- 0	0- 0	HOME	0- 0	0- 0	5- 0				
3- 0	0- 0	0- 0	AWAY	0- 0	1- 0	2- 0				
0- 0	0- 0	0- 0	NEUTRAL	0- 0	0- 0	0- 0				

RPI 1-25			RPI 26-50			RPI 51-100			Team's RPI: 96	RPI 101+		
RPI	S	Opponent	Score	RPI	S	Opponent	Score	RPI	S	Opponent	Score	
				46	N	Yale	67 87	65	H	BYU	65 71	127 A Portland 64 75
												139 A San Jose St. 85 76
												165 A Montana 76 63
												167 A Santa Clara 66 90
												183 H New Mexico 84 81
												186 A UNLV 72 66
												209 H Northern Ariz. 83 66
												217 H Wyoming 89 59
												224 H UC Davis 73 65
												237 N Georgetown 82 69
												250 H Colorado St. 55 53
												270 A San Diego St. 65 60
												270 H San Diego St. 79 54
												276 H Utah St. 76 64
												339 A Cal Poly 79 52
LAST 10 Division I												
250	H	Colorado St.	55 53	270	H	San Diego St.	79 54					
217	H	Wyoming	89 59	167	A	Santa Clara	66 90					
270	A	San Diego St.	65 60	276	H	Utah St.	76 64					
183	H	New Mexico	84 81	186	A	UNLV	72 66					
139	A	San Jose St.	85 76	237	N	Georgetown	82 69					

Non-Div I Games: La Verne 111 56 UC Merced 92 26

Fresno St.

Average RPI Win: 222	WON-LOST	WINNING	LAST 10	STRENGTH OF	OPP. STRENGTH	TEAM	ADJ.	CONF.	ADJ CONF.
Average RPI Loss: 113	RECORD	PCT. RANK	GAMES	SCHEDULE	OF SCHEDULE	RPI	RPI	RPI	RPI
DIV. I ONLY	10- 6	107	7-3	289	74	143	143	23	23
DIV. I NON-CONF.	7- 5	130	4-2	201	64	109	109	20	20
TOTALS	RPI 1-25	RPI 26-50	W-L RECORDS	RPI 51-100	RPI 101-150	RPI 150+			
10- 6	0- 0	0- 0	OVERALL	0- 3	1- 1	9- 2			
5- 1	0- 0	0- 0	HOME	0- 0	0- 1	5- 0			
4- 5	0- 0	0- 0	AWAY	0- 3	1- 0	3- 2			
1- 0	0- 0	0- 0	NEUTRAL	0- 0	0- 0	1- 0			
7- 5	0- 0	0- 0	NON-CONFERENCE	0- 3	1- 1	6- 1			
3- 1	0- 0	0- 0	HOME	0- 0	0- 1	3- 0			
3- 4	0- 0	0- 0	AWAY	0- 3	1- 0	2- 1			
1- 0	0- 0	0- 0	NEUTRAL	0- 0	0- 0	1- 0			
3- 1	0- 0	0- 0	CONFERENCE	0- 0	0- 0	3- 1			
2- 0	0- 0	0- 0	HOME	0- 0	0- 0	2- 0			
1- 1	0- 0	0- 0	AWAY	0- 0	0- 0	1- 1			
0- 0	0- 0	0- 0	NEUTRAL	0- 0	0- 0	0- 0			

RPI S	Opponent	Score	RPI S	Opponent	Score	RPI S	Opponent	Score	RPI S	Opponent	Score	Team's RPI: 143
						52	A Middle Tenn.	62 78	105	H Elon	76 87	
						61	A Vanderbilt	46 74	129	A Richmond	70 69	
						89	A Georgia	48 77	166	H Samford	77 69	
									171	A Clemson	71 77	
									172	H Hampton	70 65	
									174	N Saint Joseph's	63 48	
									193	A Fla. Atlantic	69 63	
									201	A Chattanooga	52 60	
									218	A Gardner-Webb	72 67	
									232	A ETSU	81 62	
									295	H Ga. Southern	78 63	
									316	H Georgia St.	62 55	
									324	H Mercer	62 49	
LAST 10 Division I												
			201	A Chattanooga	52 60	174	N Saint Joseph's	63 48				
			232	A ETSU	81 62	193	A Fla. Atlantic	69 63				
			166	H Samford	77 69	89	A Georgia	48 77				
			324	H Mercer	62 49	129	A Richmond	70 69				
			105	H Elon	76 87	316	H Georgia St.	62 55				

Non-Div I Games: North Greenville 88 51 Newberry 62 43

Furman

Loss, Non-Conf, S Site, H Home A Away N Neutral

Ga. Southern

Through Games Of Jan. 22, 2020

Average RPI Win:	267	WON-LOST	WINNING	LAST 10	STRENGTH OF	OPP. STRENGTH	TEAM	ADJ.	CONF.	ADJ CONF.
Average RPI Loss:	194	RECORD	PCT. RANK	GAMES	SCHEDULE	OF SCHEDULE	RPI	RPI	RPI	RPI
DIV. I ONLY	5- 12	274	3-7	261	333	295	295	22	22	
DIV. I NON-CONF.	3- 8	268	1-3	262	338	290	290	22	22	
TOTALS	RPI 1-25	RPI 26-50	W-L RECORDS	RPI 51-100	RPI 101-150	RPI 150+				
5- 12	0- 0	0- 0	OVERALL	0- 1	1- 3	4- 8				
2- 4	0- 0	0- 0	HOME	0- 1	1- 0	1- 3				
2- 7	0- 0	0- 0	AWAY	0- 0	0- 2	2- 5				
1- 1	0- 0	0- 0	NEUTRAL	0- 0	0- 1	1- 0				
3- 8	0- 0	0- 0	NON-CONFERENCE	0- 0	0- 3	3- 5				
0- 2	0- 0	0- 0	HOME	0- 0	0- 0	0- 2				
2- 5	0- 0	0- 0	AWAY	0- 0	0- 2	2- 3				
1- 1	0- 0	0- 0	NEUTRAL	0- 0	0- 1	1- 0				
2- 4	0- 0	0- 0	CONFERENCE	0- 1	1- 0	1- 3				
2- 2	0- 0	0- 0	HOME	0- 1	1- 0	1- 1				
0- 2	0- 0	0- 0	AWAY	0- 0	0- 0	0- 2				
0- 0	0- 0	0- 0	NEUTRAL	0- 0	0- 0	0- 0				

RPI S	Opponent	Score	RPI S	Opponent	Score	RPI S	Opponent	Score	RPI S	Opponent	Score	Team's RPI: 295
						72	H Troy	69 79				
									107	N Kent St.	48 62	
									118	A Tulane	40 56	
									130	H Louisiana	83 67	
									143	A Furman	63 78	
									185	A Bethune-Cookman	57 75	
									190	H North Dakota	56 69	
									202	A Little Rock	46 58	
									221	H Kennesaw St.	69 95	
									238	A Arkansas St.	62 69	
									247	H South Alabama	65 71	
									253	A Winthrop	91 47	
									275	A Ole Miss	66 69	
									298	A Wofford	70 57	
									306	N St. Francis Brooklyn	78 47	
									324	A Mercer	52 62	
									346	H La.-Monroe	64 47	
LAST 10 Division I												
			247	H South Alabama	65 71		346	H La.-Monroe	64 47			
			72	H Troy	69 79		118	A Tulane	40 56			
			238	A Arkansas St.	62 69		306	N St. Francis Brooklyn	78 47			
			202	A Little Rock	46 58		107	N Kent St.	48 62			
			130	H Louisiana	83 67		275	A Ole Miss	66 69			

Non-Div I Games:

Ga. Southern

■ Loss,
 ■ Non-Conf,
 ■ S Site,
 ■ H Home
 ■ A Away
 N Neutral

Average RPI Win:	293	WON-LOST	WINNING	LAST 10	STRENGTH OF	OPP. STRENGTH	TEAM	ADJ.	CONF.	ADJ CONF.
Average RPI Loss:	152	RECORD	PCT. RANK	GAMES	SCHEDULE	OF SCHEDULE	RPI	RPI	RPI	RPI
DIV. I ONLY	9- 8	162	5-5	304	287	218	218	27	27	
DIV. I NON-CONF.	5- 4	140	1-1	295	185	198	198	28	28	
TOTALS	RPI 1-25	RPI 26-50	W-L RECORDS	RPI 51-100	RPI 101-150	RPI 150+				
9- 8	0- 0	0- 1	OVERALL	0- 2	0- 2	9- 3				
5- 2	0- 0	0- 0	HOME	0- 0	0- 1	5- 1				
4- 6	0- 0	0- 1	AWAY	0- 2	0- 1	4- 2				
0- 0	0- 0	0- 0	NEUTRAL	0- 0	0- 0	0- 0				
5- 4	0- 0	0- 1	NON-CONFERENCE	0- 2	0- 1	5- 0				
3- 1	0- 0	0- 0	HOME	0- 0	0- 1	3- 0				
2- 3	0- 0	0- 1	AWAY	0- 2	0- 0	2- 0				
0- 0	0- 0	0- 0	NEUTRAL	0- 0	0- 0	0- 0				
4- 4	0- 0	0- 0	CONFERENCE	0- 0	0- 1	4- 3				
2- 1	0- 0	0- 0	HOME	0- 0	0- 0	2- 1				
2- 3	0- 0	0- 0	AWAY	0- 0	0- 1	2- 2				
0- 0	0- 0	0- 0	NEUTRAL	0- 0	0- 0	0- 0				

RPI 1-25				RPI 26-50				RPI 51-100				RPI 101+				Team's RPI: 218	
RPI	S	Opponent	Score	RPI	S	Opponent	Score	RPI	S	Opponent	Score	RPI	S	Opponent	Score		
				29	A	Virginia Tech	65 87	59	A	Charlotte	49 74	138	A	Campbell	44 48		
								89	A	Georgia	56 84	143	H	Furman	67 72		
												172	A	Hampton	58 63		
												249	A	UNC Asheville	65 59		
												253	H	Winthrop	71 59		
												254	H	Delaware	67 65		
												267	A	Appalachian St.	67 56		
												289	A	Longwood	70 80		
												298	H	Wofford	67 53		
												300	H	Presbyterian	53 56		
												324	A	Mercer	65 62		
												328	H	Western Caro.	88 62		
												332	A	Charleston So.	79 52		
												335	H	USC Upstate	63 53		
LAST 10 Division I																	
				249	A	UNC Asheville	65 59	172	A	Hampton	58 63						
				335	H	USC Upstate	63 53	332	A	Charleston So.	79 52						
				300	H	Presbyterian	53 56	289	A	Longwood	70 80						
				138	A	Campbell	44 48	89	A	Georgia	56 84						
				253	H	Winthrop	71 59	324	A	Mercer	65 62						

Non-Div I Games:

Gardner-Webb

George Mason

Through Games Of Jan. 22, 2020

Average RPI Win: 225	WON-LOST	WINNING	LAST 10	STRENGTH OF	OPP. STRENGTH	TEAM	ADJ.	CONF.	ADJ CONF.
Average RPI Loss: 139	RECORD	PCT. RANK	GAMES	SCHEDULE	OF SCHEDULE	RPI	RPI	RPI	RPI
DIV. I ONLY	7- 12	250	3-7	131	202	206	206	12	12
DIV. I NON-CONF.	6- 7	182	2-2	141	258	175	175	12	12
TOTALS	RPI 1-25	RPI 26-50	W-L RECORDS	RPI 51-100	RPI 101-150	RPI 150+			
7- 12	0- 0	0- 2	OVERALL	0- 3	0- 3	7- 4			
3- 6	0- 0	0- 2	HOME	0- 1	0- 1	3- 2			
4- 5	0- 0	0- 0	AWAY	0- 1	0- 2	4- 2			
0- 1	0- 0	0- 0	NEUTRAL	0- 1	0- 0	0- 0			
6- 7	0- 0	0- 2	NON-CONFERENCE	0- 1	0- 1	6- 3			
2- 4	0- 0	0- 2	HOME	0- 0	0- 0	2- 2			
4- 2	0- 0	0- 0	AWAY	0- 0	0- 1	4- 1			
0- 1	0- 0	0- 0	NEUTRAL	0- 1	0- 0	0- 0			
1- 5	0- 0	0- 0	CONFERENCE	0- 2	0- 2	1- 1			
1- 2	0- 0	0- 0	HOME	0- 1	0- 1	1- 0			
0- 3	0- 0	0- 0	AWAY	0- 1	0- 1	0- 1			
0- 0	0- 0	0- 0	NEUTRAL	0- 0	0- 0	0- 0			

RPI 1-25				RPI 26-50				RPI 51-100				RPI 101+				Team's RPI: 206	
RPI	S	Opponent	Score	RPI	S	Opponent	Score	RPI	S	Opponent	Score	RPI	S	Opponent	Score		
				29	H	Virginia Tech	58 77	75	N	Bradley	59 61	103	A	Duquesne	63 84		
				48	H	Bucknell	51 64	87	A	Dayton	55 59	106	A	Coastal Caro.	59 74		
								92	H	Davidson	69 76	124	H	Fordham	54 66		
												153	H	George Washington	70 60		
												189	A	Penn St.	78 68		
												197	H	American	73 55		
												215	A	SMU	59 58		
												228	H	UMKC	58 64		
												234	H	Howard	75 86		
												243	A	Col. of Charleston	72 61		
												254	A	Delaware	44 63		
												262	A	Navy	67 58		
												290	A	St. Bonaventure	47 62		
												313	H	Detroit Mercy	75 62		
LAST 10 Division I																	
				103	A	Duquesne	63 84	153	H	George Washington	70 60						
				124	H	Fordham	54 66	215	A	SMU	59 58						
				92	H	Davidson	69 76	254	A	Delaware	44 63						
				290	A	St. Bonaventure	47 62	234	H	Howard	75 86						
				87	A	Dayton	55 59	262	A	Navy	67 58						

Non-Div I Games:

George Mason

■ Loss,
■ Non-Conf,
■ S Site,
■ H Home
■ A Away
N Neutral

George Washington

Through Games Of Jan. 22, 2020

Average RPI Win: 200	WON-LOST	WINNING	LAST 10	STRENGTH OF	OPP. STRENGTH	TEAM	ADJ.	CONF.	ADJ CONF.
Average RPI Loss: 103	RECORD	PCT. RANK	GAMES	SCHEDULE	OF SCHEDULE	RPI	RPI	RPI	RPI
DIV. I ONLY	7- 11	231	2-8	68	132	153	153	12	12
DIV. I NON-CONF.	6- 7	182	1-4	91	136	131	131	12	12
TOTALS	RPI 1-25	RPI 26-50	W-L RECORDS	RPI 51-100	RPI 101-150	RPI 150+			
7- 11	0- 2	0- 1	OVERALL	1- 3	1- 2	5- 3			
3- 5	0- 1	0- 1	HOME	0- 2	1- 0	2- 1			
4- 6	0- 1	0- 0	AWAY	1- 1	0- 2	3- 2			
0- 0	0- 0	0- 0	NEUTRAL	0- 0	0- 0	0- 0			
6- 7	0- 2	0- 1	NON-CONFERENCE	1- 1	0- 1	5- 2			
2- 4	0- 1	0- 1	HOME	0- 1	0- 0	2- 1			
4- 3	0- 1	0- 0	AWAY	1- 0	0- 1	3- 1			
0- 0	0- 0	0- 0	NEUTRAL	0- 0	0- 0	0- 0			
1- 4	0- 0	0- 0	CONFERENCE	0- 2	1- 1	0- 1			
1- 1	0- 0	0- 0	HOME	0- 1	1- 0	0- 0			
0- 3	0- 0	0- 0	AWAY	0- 1	0- 1	0- 1			
0- 0	0- 0	0- 0	NEUTRAL	0- 0	0- 0	0- 0			

RPI 1-25				RPI 26-50				RPI 51-100				RPI 101+ Team's RPI: 153			
RPI	S	Opponent	Score	RPI	S	Opponent	Score	RPI	S	Opponent	Score	RPI	S	Opponent	Score
16	A	Maryland	54 88	44	H	James Madison	50 69	70	H	Minnesota	50 83	103	H	Duquesne	65 60
21	H	Princeton	50 75					87	H	Dayton	50 66	117	A	Lehigh	53 59
								91	A	Villanova	68 56	124	A	Fordham	47 53
								92	A	Davidson	55 62	157	H	William & Mary	51 63
												168	A	Memphis	64 63
												197	A	American	53 66
												204	A	Quinnipiac	78 67
												206	A	George Mason	60 70
												237	H	Georgetown	52 49
												254	A	Delaware	63 49
												342	H	Coppin St.	54 35
LAST 10 Division I															
87	H	Dayton	50 66	157	H	William & Mary	51 63								
92	A	Davidson	55 62	197	A	American	53 66								
124	A	Fordham	47 53	44	H	James Madison	50 69								
103	H	Duquesne	65 60	70	H	Minnesota	50 83								
206	A	George Mason	60 70	204	A	Quinnipiac	78 67								

Non-Div I Games:

George Washington

■ Loss,
 ■ Non-Conf,
 ■ S Site,
 ■ H Home
 ■ A Away
 N Neutral

Average RPI Win: 248	WON-LOST	WINNING	LAST 10	STRENGTH OF	OPP. STRENGTH	TEAM	ADJ.	CONF.	ADJ CONF.
Average RPI Loss: 102	RECORD	PCT. RANK	GAMES	SCHEDULE	OF SCHEDULE	RPI	RPI	RPI	RPI
DIV. I ONLY	4- 14	305	2-8	128	88	237	237	6	6
DIV. I NON-CONF.	3- 8	268	1-2	142	220	214	214	6	6
TOTALS	RPI 1-25	RPI 26-50	W-L RECORDS	RPI 51-100	RPI 101-150	RPI 150+			
4- 14	0- 1	0- 2	OVERALL	0- 5	1- 3	3- 3			
1- 6	0- 1	0- 1	HOME	0- 1	1- 2	0- 1			
3- 7	0- 0	0- 1	AWAY	0- 3	0- 1	3- 2			
0- 1	0- 0	0- 0	NEUTRAL	0- 1	0- 0	0- 0			
3- 8	0- 0	0- 1	NON-CONFERENCE	0- 3	0- 2	3- 2			
0- 3	0- 0	0- 1	HOME	0- 1	0- 1	0- 0			
3- 4	0- 0	0- 0	AWAY	0- 1	0- 1	3- 2			
0- 1	0- 0	0- 0	NEUTRAL	0- 1	0- 0	0- 0			
1- 6	0- 1	0- 1	CONFERENCE	0- 2	1- 1	0- 1			
1- 3	0- 1	0- 0	HOME	0- 0	1- 1	0- 1			
0- 3	0- 0	0- 1	AWAY	0- 2	0- 0	0- 0			
0- 0	0- 0	0- 0	NEUTRAL	0- 0	0- 0	0- 0			

RPI 1-25				RPI 26-50				RPI 51-100				RPI 101+				Team's RPI: 237	
RPI	S	Opponent	Score	RPI	S	Opponent	Score	RPI	S	Opponent	Score	RPI	S	Opponent	Score		
23	H	Creighton	56 65	44	H	James Madison	59 66	57	A	Seton Hall	60 79	109	H	Butler	46 47		
				47	A	St. John's (NY)	54 71	88	H	Rider	64 65	112	H	Providence	62 53		
								91	A	Villanova	53 74	124	A	Fordham	54 67		
								92	A	Davidson	52 66	129	H	Richmond	49 51		
								96	N	Fresno St.	69 82	153	A	George Washington	49 52		
												154	A	Columbia	49 54		
												214	H	Xavier	64 85		
												257	A	LMU (CA)	64 53		
												301	A	Pittsburgh	66 56		
												323	A	UMES	57 39		
LAST 10 Division I																	
91	A	Villanova	53 74	112	H	Providence	62 53										
109	H	Butler	46 47	23	H	Creighton	56 65										
214	H	Xavier	64 85	323	A	UMES	57 39										
57	A	Seton Hall	60 79	88	H	Rider	64 65										
47	A	St. John's (NY)	54 71	124	A	Fordham	54 67										

Non-Div I Games:

Georgetown

■ Loss,
 ■ Non-Conf,
 ■ S Site,
 ■ H Home
 ■ A Away
 N Neutral

Average RPI Win:	201	WON-LOST	WINNING	LAST 10	STRENGTH OF	OPP. STRENGTH	TEAM	ADJ.	CONF.	ADJ CONF.
Average RPI Loss:	41	RECORD	PCT. RANK	GAMES	SCHEDULE	OF SCHEDULE	RPI	RPI	RPI	RPI
DIV. I ONLY	11- 7	110	5-5	28	126	89	89	4	4	
DIV. I NON-CONF.	9- 4	84	3-2	41	216	78	78	5	5	
TOTALS	RPI 1-25	RPI 26-50	W-L RECORDS	RPI 51-100	RPI 101-150	RPI 150+				
11- 7	0- 3	1- 1	OVERALL	0- 3	4- 0	6- 0				
8- 5	0- 2	0- 1	HOME	0- 2	3- 0	5- 0				
1- 2	0- 1	0- 0	AWAY	0- 1	0- 0	1- 0				
2- 0	0- 0	1- 0	NEUTRAL	0- 0	1- 0	0- 0				
9- 4	0- 2	1- 1	NON-CONFERENCE	0- 1	3- 0	5- 0				
7- 3	0- 1	0- 1	HOME	0- 1	2- 0	5- 0				
0- 1	0- 1	0- 0	AWAY	0- 0	0- 0	0- 0				
2- 0	0- 0	1- 0	NEUTRAL	0- 0	1- 0	0- 0				
2- 3	0- 1	0- 0	CONFERENCE	0- 2	1- 0	1- 0				
1- 2	0- 1	0- 0	HOME	0- 1	1- 0	0- 0				
1- 1	0- 0	0- 0	AWAY	0- 1	0- 0	1- 0				
0- 0	0- 0	0- 0	NEUTRAL	0- 0	0- 0	0- 0				

RPI	S	Opponent	Score	RPI	S	Opponent	Score	RPI	S	Opponent	Score	RPI	S	Opponent	Score
9	H	UCLA	50 59	29	N	Virginia Tech	77 72	61	H	Vanderbilt	55 63	109	N	Butler	69 36
11	A	Baylor	38 72	40	H	Georgia Tech	40 73	62	A	Tennessee	56 73	128	H	N.C. A&T	72 54
14	H	Mississippi St.	66 73					91	H	Villanova	58 63	143	H	Furman	77 48
												146	H	Auburn	61 50
												218	H	Gardner-Webb	84 56
												221	H	Kennesaw St.	80 65
												275	A	Ole Miss	58 51
												282	H	East Carolina	67 50
												324	H	Mercer	76 60
												335	H	USC Upstate	67 53
LAST 10 Division I															
146	H	Auburn	61 50	282	H	East Carolina	67 50								
62	A	Tennessee	56 73	218	H	Gardner-Webb	84 56								
61	H	Vanderbilt	55 63	9	H	UCLA	50 59								
14	H	Mississippi St.	66 73	143	H	Furman	77 48								
275	A	Ole Miss	58 51	11	A	Baylor	38 72								

Non-Div I Games:

Georgia

Average RPI Win:	332	WON-LOST	WINNING	LAST 10	STRENGTH OF	OPP. STRENGTH	TEAM	ADJ.	CONF.	ADJ CONF.
Average RPI Loss:	166	RECORD	PCT. RANK	GAMES	SCHEDULE	OF SCHEDULE	RPI	RPI	RPI	RPI
DIV. I ONLY	4- 13	301	3-7	232	323	316	316	22	22	
DIV. I NON-CONF.	3- 8	268	2-2	208	333	306	306	22	22	
TOTALS	RPI 1-25	RPI 26-50	W-L RECORDS	RPI 51-100	RPI 101-150	RPI 150+				
4- 13	0- 1	0- 1	OVERALL	0- 1	0- 3	4- 7				
3- 7	0- 1	0- 0	HOME	0- 1	0- 1	3- 4				
0- 6	0- 0	0- 1	AWAY	0- 0	0- 2	0- 3				
1- 0	0- 0	0- 0	NEUTRAL	0- 0	0- 0	1- 0				
3- 8	0- 1	0- 1	NON-CONFERENCE	0- 0	0- 2	3- 4				
2- 4	0- 1	0- 0	HOME	0- 0	0- 0	2- 3				
0- 4	0- 0	0- 1	AWAY	0- 0	0- 2	0- 1				
1- 0	0- 0	0- 0	NEUTRAL	0- 0	0- 0	1- 0				
1- 5	0- 0	0- 0	CONFERENCE	0- 1	0- 1	1- 3				
1- 3	0- 0	0- 0	HOME	0- 1	0- 1	1- 1				
0- 2	0- 0	0- 0	AWAY	0- 0	0- 0	0- 2				
0- 0	0- 0	0- 0	NEUTRAL	0- 0	0- 0	0- 0				

RPI 1-25				RPI 26-50				RPI 51-100				RPI 101+ Team's RPI: 316			
RPI	S	Opponent	Score	RPI	S	Opponent	Score	RPI	S	Opponent	Score	RPI	S	Opponent	Score
16	H	Maryland	41 114	40	A	Georgia Tech	28 69	72	H	Troy	57 71	125	A	UNC Greensboro	49 64
												130	H	Louisiana	65 75
												143	A	Furman	55 62
												162	H	Toledo	48 74
												202	A	Little Rock	46 66
												208	A	UTEP	68 71
												238	A	Arkansas St.	68 70
												247	H	South Alabama	64 81
												274	H	Alabama A&M	52 67
												305	H	FIU	63 70
												307	N	New Mexico St.	59 51
												325	H	SIUE	74 73
												346	H	La.-Monroe	68 52
												349	H	South Carolina St.	77 52
LAST 10 Division I															
				72	H	Troy	57 71	130	H	Louisiana	65 75				
				247	H	South Alabama	64 81	325	H	SIUE	74 73				
				202	A	Little Rock	46 66	349	H	South Carolina St.	77 52				
				238	A	Arkansas St.	68 70	16	H	Maryland	41 114				
				346	H	La.-Monroe	68 52	125	A	UNC Greensboro	49 64				

Non-Div I Games:

Georgia St.

■ Loss,
 ■ Non-Conf, S Site,
 ■ Home
 ■ Away
 N Neutral

Average RPI Win:	145	WON-LOST	WINNING	LAST 10	STRENGTH OF	OPP. STRENGTH	TEAM	ADJ.	CONF.	ADJ CONF.
Average RPI Loss:	48	RECORD	PCT. RANK	GAMES	SCHEDULE	OF SCHEDULE	RPI	RPI	RPI	RPI
DIV. I ONLY	14- 4	38	7-3	90	11	40	40	5	5	
DIV. I NON-CONF.	9- 2	39	2-1	126	61	47	47	3	3	
TOTALS	RPI 1-25	RPI 26-50	W-L RECORDS	RPI 51-100	RPI 101-150	RPI 150+				
14- 4	1- 1	1- 1	OVERALL	4- 2	2- 0	6- 0				
8- 1	0- 0	1- 0	HOME	1- 1	1- 0	5- 0				
4- 1	1- 0	0- 0	AWAY	2- 1	0- 0	1- 0				
2- 2	0- 1	0- 1	NEUTRAL	1- 0	1- 0	0- 0				
9- 2	0- 1	0- 1	NON-CONFERENCE	2- 0	2- 0	5- 0				
5- 0	0- 0	0- 0	HOME	0- 0	1- 0	4- 0				
2- 0	0- 0	0- 0	AWAY	1- 0	0- 0	1- 0				
2- 2	0- 1	0- 1	NEUTRAL	1- 0	1- 0	0- 0				
5- 2	1- 0	1- 0	CONFERENCE	2- 2	0- 0	1- 0				
3- 1	0- 0	1- 0	HOME	1- 1	0- 0	1- 0				
2- 1	1- 0	0- 0	AWAY	1- 1	0- 0	0- 0				
0- 0	0- 0	0- 0	NEUTRAL	0- 0	0- 0	0- 0				

RPI 1-25				RPI 26-50				Team's RPI: 40				RPI 51-100				RPI 101+			
RPI	S	Opponent	Score	RPI	S	Opponent	Score	RPI	S	Opponent	Score	RPI	S	Opponent	Score	RPI	S	Opponent	Score
18	A	Florida St.	67 52	34	H	Virginia	61 51	54	H	Miami (FL)	61 54	115	H	Wisconsin	60 41				
19	N	Texas A&M	48 60	35	N	Rutgers	43 46	57	N	Seton Hall	79 54	126	N	Rice	54 52				
								58	A	Wake Forest	60 65	158	H	Houston	69 38				
								79	H	Boston College	48 55	171	H	Clemson	49 47				
								89	A	Georgia	73 40	221	A	Kennesaw St.	63 47				
								98	A	Syracuse	82 64	232	H	ETSU	87 48				
												316	H	Georgia St.	69 28				
												337	H	Grambling	89 42				
LAST 10 Division I																			
				79	H	Boston College	48 55	54	H	Miami (FL)	61 54								
				98	A	Syracuse	82 64	34	H	Virginia	61 51								
				171	H	Clemson	49 47	126	N	Rice	54 52								
				18	A	Florida St.	67 52	19	N	Texas A&M	48 60								
				58	A	Wake Forest	60 65	232	H	ETSU	87 48								

Non-Div I Games:

Georgia Tech

■ Loss,
 ■ Non-Conf, S Site,
 ■ Home
 ■ Away
 N Neutral

Average RPI Win:	122	WON-LOST	WINNING	LAST 10	STRENGTH OF	OPP. STRENGTH	TEAM	ADJ.	CONF.	ADJ CONF.
Average RPI Loss:	4	RECORD	PCT. RANK	GAMES	SCHEDULE	OF SCHEDULE	RPI	RPI	RPI	RPI
DIV. I ONLY	18- 1	1	10-0	48	17	8	8	11	11	
DIV. I NON-CONF.	11- 1	13	3-0	23	6	3	3	11	11	
TOTALS	RPI 1-25	RPI 26-50	W-L RECORDS	RPI 51-100	RPI 101-150	RPI 150+				
18- 1	2- 1	0- 0	OVERALL	6- 0	4- 0	6- 0				
8- 0	1- 0	0- 0	HOME	2- 0	3- 0	2- 0				
7- 1	0- 1	0- 0	AWAY	2- 0	1- 0	4- 0				
3- 0	1- 0	0- 0	NEUTRAL	2- 0	0- 0	0- 0				
11- 1	2- 1	0- 0	NON-CONFERENCE	5- 0	2- 0	2- 0				
5- 0	1- 0	0- 0	HOME	2- 0	1- 0	1- 0				
3- 1	0- 1	0- 0	AWAY	1- 0	1- 0	1- 0				
3- 0	1- 0	0- 0	NEUTRAL	2- 0	0- 0	0- 0				
7- 0	0- 0	0- 0	CONFERENCE	1- 0	2- 0	4- 0				
3- 0	0- 0	0- 0	HOME	0- 0	2- 0	1- 0				
4- 0	0- 0	0- 0	AWAY	1- 0	0- 0	3- 0				
0- 0	0- 0	0- 0	NEUTRAL	0- 0	0- 0	0- 0				

RPI	S	Opponent	Score	RPI	S	Opponent	Score	RPI	S	Opponent	Score	RPI	S	Opponent	Score
3	H	Missouri St.	64 52					52	N	Middle Tenn.	62 50	116	A	Montana St.	70 55
4	A	Stanford	70 76					65	A	BYU	55 43	119	H	Pacific	68 67
25	N	Purdue	63 50					68	H	UT Martin	78 55	127	H	Portland	62 57
								74	A	Washington St.	76 53	135	H	CSU Bakersfield	92 48
								87	N	Dayton	76 65	151	A	San Diego	57 42
								97	H	Texas Southern	80 45	167	A	Santa Clara	67 52
												178	H	Saint Mary's (CA)	74 49
												217	A	Wyoming	65 54
												233	A	San Francisco	69 46
												286	H	Eastern Wash.	84 44
LAST 10 Division I															
233	A	San Francisco	69 46	65	A	BYU	55 43								
167	A	Santa Clara	67 52	127	H	Portland	62 57								
119	H	Pacific	68 67	3	H	Missouri St.	64 52								
178	H	Saint Mary's (CA)	74 49	217	A	Wyoming	65 54								
151	A	San Diego	57 42	97	H	Texas Southern	80 45								

Non-Div I Games:

Gonzaga

■ Loss,
 ■ Non-Conf, S Site,
 ■ Home
 ■ Away
 N Neutral

Average RPI Win: 274	WON-LOST	WINNING	LAST 10	STRENGTH OF	OPP. STRENGTH	TEAM	ADJ.	CONF.	ADJ CONF.
Average RPI Loss: 189	RECORD	PCT. RANK	GAMES	SCHEDULE	OF SCHEDULE	RPI	RPI	RPI	RPI
DIV. I ONLY	1- 15	344	1-9	237	262	337	337	31	31
DIV. I NON-CONF.	0- 10	338	0-4	73	219	307	307	27	27
TOTALS	RPI 1-25	RPI 26-50	W-L RECORDS	RPI 51-100	RPI 101-150	RPI 150+			
1- 15	0- 2	0- 1	OVERALL	0- 1	0- 2	1- 9			
1- 5	0- 0	0- 0	HOME	0- 1	0- 2	1- 2			
0- 9	0- 2	0- 1	AWAY	0- 0	0- 0	0- 6			
0- 1	0- 0	0- 0	NEUTRAL	0- 0	0- 0	0- 1			
0- 10	0- 2	0- 1	NON-CONFERENCE	0- 0	0- 2	0- 5			
0- 2	0- 0	0- 0	HOME	0- 0	0- 2	0- 0			
0- 7	0- 2	0- 1	AWAY	0- 0	0- 0	0- 4			
0- 1	0- 0	0- 0	NEUTRAL	0- 0	0- 0	0- 1			
1- 5	0- 0	0- 0	CONFERENCE	0- 1	0- 0	1- 4			
1- 3	0- 0	0- 0	HOME	0- 1	0- 0	1- 2			
0- 2	0- 0	0- 0	AWAY	0- 0	0- 0	0- 2			
0- 0	0- 0	0- 0	NEUTRAL	0- 0	0- 0	0- 0			

RPI 1-25				RPI 26-50				RPI 51-100				RPI 101+ Team's RPI: 337			
RPI	S	Opponent	Score	RPI	S	Opponent	Score	RPI	S	Opponent	Score	RPI	S	Opponent	Score
11	A	Baylor	46 120	40	A	Georgia Tech	42 89	97	H	Texas Southern	85 89	120	H	UT Arlington	54 88
20	A	Kentucky	35 81									141	H	Florida	65 72
												152	A	Wichita St.	65 77
												196	N	Binghamton	67 88
												239	A	Southern U.	57 81
												259	A	Louisiana Tech	66 70
												274	H	Alabama A&M	69 59
												299	H	Prairie View	54 67
												305	A	FIU	55 56
												308	A	Alcorn	54 80
												310	H	Alabama St.	59 73
												334	A	Northwestern St.	61 65
LAST 10 Division I															
				97	H	Texas Southern	85 89	274	H	Alabama A&M	69 59				
				299	H	Prairie View	54 67	152	A	Wichita St.	65 77				
				308	A	Alcorn	54 80	196	N	Binghamton	67 88				
				239	A	Southern U.	57 81	305	A	FIU	55 56				
				310	H	Alabama St.	59 73	259	A	Louisiana Tech	66 70				

Non-Div I Games: Centenary (LA) 106 42

Grambling

■ Loss,
 ■ Non-Conf,
 ■ S Site,
 ■ H Home
 ■ A Away
 N Neutral

Grand Canyon

Through Games Of Jan. 22, 2020

Average RPI Win:	260	WON-LOST	WINNING	LAST 10	STRENGTH OF	OPP. STRENGTH	TEAM	ADJ.	CONF.	ADJ CONF.
Average RPI Loss:	167	RECORD	PCT. RANK	GAMES	SCHEDULE	OF SCHEDULE	RPI	RPI	RPI	RPI
DIV. I ONLY	5- 8	240	4-6	219	299	271	271	32	32	
DIV. I NON-CONF.	3- 6	235	2-4	145	274	265	265	32	32	
TOTALS	RPI 1-25	RPI 26-50	W-L RECORDS	RPI 51-100	RPI 101-150	RPI 150+				
5- 8	0- 0	0- 0	OVERALL	0- 0	0- 3	5- 5				
4- 4	0- 0	0- 0	HOME	0- 0	0- 1	4- 3				
1- 4	0- 0	0- 0	AWAY	0- 0	0- 2	1- 2				
0- 0	0- 0	0- 0	NEUTRAL	0- 0	0- 0	0- 0				
3- 6	0- 0	0- 0	NON-CONFERENCE	0- 0	0- 2	3- 4				
3- 2	0- 0	0- 0	HOME	0- 0	0- 0	3- 2				
0- 4	0- 0	0- 0	AWAY	0- 0	0- 2	0- 2				
0- 0	0- 0	0- 0	NEUTRAL	0- 0	0- 0	0- 0				
2- 2	0- 0	0- 0	CONFERENCE	0- 0	0- 1	2- 1				
1- 2	0- 0	0- 0	HOME	0- 0	0- 1	1- 1				
1- 0	0- 0	0- 0	AWAY	0- 0	0- 0	1- 0				
0- 0	0- 0	0- 0	NEUTRAL	0- 0	0- 0	0- 0				

RPI 1-25				RPI 26-50				RPI 51-100				RPI 101+				Team's RPI: 271	
RPI	S	Opponent	Score	RPI	S	Opponent	Score	RPI	S	Opponent	Score	RPI	S	Opponent	Score		
												101	A	California	53	72	
												127	A	Portland	41	73	
												135	H	CSU Bakersfield	54	59	
												165	A	Montana	67	72	
												173	A	Portland St.	46	69	
												186	H	UNLV	53	51	
												190	H	North Dakota	76	78	
												192	H	Southern Utah	69	65	
												220	H	Cal St. Fullerton	70	80	
												228	H	UMKC	53	74	
												280	H	UC Santa Barbara	58	57	
												297	A	California Baptist	62	58	
												347	H	Chicago St.	69	49	
LAST 10 Division I																	
				228	H	UMKC	53	74				280	H	UC Santa Barbara	58	57	
				347	H	Chicago St.	69	49				186	H	UNLV	53	51	
				297	A	California Baptist	62	58				127	A	Portland	41	73	
				135	H	CSU Bakersfield	54	59				173	A	Portland St.	46	69	
				101	A	California	53	72				220	H	Cal St. Fullerton	70	80	

Non-Div I Games: Benedictine Mesa 72 53 Whittier 77 41

Grand Canyon

Loss, Non-Conf, S Site, H Home A Away N Neutral

Average RPI Win:	220	WON-LOST	WINNING	LAST 10	STRENGTH OF	OPP. STRENGTH	TEAM	ADJ.	CONF.	ADJ CONF.
Average RPI Loss:	95	RECORD	PCT. RANK	GAMES	SCHEDULE	OF SCHEDULE	RPI	RPI	RPI	RPI
DIV. I ONLY	9- 10	188	4-6	151	103	182	182	20	20	
DIV. I NON-CONF.	5- 7	205	0-3	43	22	111	111	18	18	
TOTALS	RPI 1-25	RPI 26-50	W-L RECORDS	RPI 51-100	RPI 101-150	RPI 150+				
9- 10	1- 2	0- 2	OVERALL	1- 3	1- 1	6- 2				
4- 6	0- 1	0- 2	HOME	0- 2	1- 1	3- 0				
3- 3	1- 0	0- 0	AWAY	0- 1	0- 0	2- 2				
2- 1	0- 1	0- 0	NEUTRAL	1- 0	0- 0	1- 0				
5- 7	1- 2	0- 2	NON-CONFERENCE	1- 2	1- 0	2- 1				
1- 4	0- 1	0- 2	HOME	0- 1	1- 0	0- 0				
2- 2	1- 0	0- 0	AWAY	0- 1	0- 0	1- 1				
2- 1	0- 1	0- 0	NEUTRAL	1- 0	0- 0	1- 0				
4- 3	0- 0	0- 0	CONFERENCE	0- 1	0- 1	4- 1				
3- 2	0- 0	0- 0	HOME	0- 1	0- 1	3- 0				
1- 1	0- 0	0- 0	AWAY	0- 0	0- 0	1- 1				
0- 0	0- 0	0- 0	NEUTRAL	0- 0	0- 0	0- 0				

RPI 1-25				RPI 26-50				RPI 51-100				RPI 101+ Team's RPI: 182			
RPI	S	Opponent	Score	RPI	S	Opponent	Score	RPI	S	Opponent	Score	RPI	S	Opponent	Score
13	H	DePaul	65 76	39	H	Marquette	47 60	53	H	IUPUI	42 54	133	H	Wright St.	58 70
14	N	Mississippi St.	58 83	43	H	South Dakota	60 66	78	A	Marist	60 72	147	H	Missouri	72 64
22	A	Central Mich.	111 105					81	H	South Dakota St.	55 60	197	N	Bowling Green	73 54
								98	N	Syracuse	79 73	225	H	Northern Ky.	65 44
												229	A	Maine	60 61
												265	A	Oakland	88 93
												284	H	Milwaukee	61 48
												313	A	Detroit Mercy	65 48
												343	H	UIC	73 36
												347	A	Chicago St.	102 46
LAST 10 Division I															
343	H	UIC	73 36	133	H	Wright St.	58 70	225	H	Northern Ky.	65 44	81	H	South Dakota St.	55 60
53	H	IUPUI	42 54	78	A	Marist	60 72	229	A	Maine	60 61	78	A	Marist	60 72
313	A	Detroit Mercy	65 48	284	H	Milwaukee	61 48								
265	A	Oakland	88 93												
284	H	Milwaukee	61 48												

Non-Div I Games:

Green Bay

■ Loss,
■ Non-Conf,
■ S Site,
■ H Home
■ A Away
N Neutral

Hampton

H
a
m
p
t
o
n

Hampton

Page 106

Average RPI Win:	0	WON-LOST	WINNING	LAST 10	STRENGTH OF	OPP. STRENGTH	TEAM	ADJ.	CONF.	ADJ CONF.
Average RPI Loss:	193	RECORD	PCT. RANK	GAMES	SCHEDULE	OF SCHEDULE	RPI	RPI	RPI	RPI
DIV. I ONLY	0- 19	349	0-10	213	308	344	344	28	28	
DIV. I NON-CONF.	0- 13	338	0-4	186	284	335	335	29	29	
TOTALS	RPI 1-25	RPI 26-50	W-L RECORDS	RPI 51-100	RPI 101-150	RPI 150+				
0- 19	0- 1	0- 0	OVERALL	0- 2	0- 6	0- 10				
0- 8	0- 0	0- 0	HOME	0- 0	0- 2	0- 6				
0- 11	0- 1	0- 0	AWAY	0- 2	0- 4	0- 4				
0- 0	0- 0	0- 0	NEUTRAL	0- 0	0- 0	0- 0				
0- 13	0- 1	0- 0	NON-CONFERENCE	0- 1	0- 6	0- 5				
0- 6	0- 0	0- 0	HOME	0- 0	0- 2	0- 4				
0- 7	0- 1	0- 0	AWAY	0- 1	0- 4	0- 1				
0- 0	0- 0	0- 0	NEUTRAL	0- 0	0- 0	0- 0				
0- 6	0- 0	0- 0	CONFERENCE	0- 1	0- 0	0- 5				
0- 2	0- 0	0- 0	HOME	0- 0	0- 0	0- 2				
0- 4	0- 0	0- 0	AWAY	0- 1	0- 0	0- 3				
0- 0	0- 0	0- 0	NEUTRAL	0- 0	0- 0	0- 0				

RPI	S	Opponent	Score	RPI	S	Opponent	Score	RPI	S	Opponent	Score	RPI	S	Opponent	Score	Team's RPI: 344
21	A	Princeton	42 73					80	A	Michigan St.	34 79	112	H	Providence	57 75	
								93	A	Stony Brook	55 66	123	A	Penn	46 74	
												132	A	Massachusetts	48 74	
												134	A	Northeastern	47 60	
												140	H	Rhode Island	56 68	
												144	A	Harvard	44 53	
												157	A	William & Mary	44 61	
												204	H	Quinnipiac	50 87	
												229	A	Maine	73 87	
												230	H	UMass Lowell	63 68	
												273	H	Vermont	53 63	
												279	A	New Hampshire	71 72	
												315	H	Hofstra	41 43	
												321	A	UMBC	54 61	
												330	H	NJIT	52 61	
												345	H	Central Conn. St.	54 61	
LAST 10 Division I																
321	A	UMBC	54 61	229	A	Maine	73 87									
273	H	Vermont	53 63	204	H	Quinnipiac	50 87									
93	A	Stony Brook	55 66	345	H	Central Conn. St.	54 61									
230	H	UMass Lowell	63 68	134	A	Northeastern	47 60									
279	A	New Hampshire	71 72	21	A	Princeton	42 73									

Non-Div I Games:

Hartford

■ Loss,
 ■ Non-Conf, S Site,
 ■ Home
 ■ Away
 N Neutral

Average RPI Win:	214	WON-LOST	WINNING	LAST 10	STRENGTH OF	OPP. STRENGTH	TEAM	ADJ.	CONF.	ADJ CONF.
Average RPI Loss:	139	RECORD	PCT. RANK	GAMES	SCHEDULE	OF SCHEDULE	RPI	RPI	RPI	RPI
DIV. I ONLY	9- 5	102	6-4	285	96	144	144	8	8	
DIV. I NON-CONF.	9- 4	84	6-3	288	101	130	130	9	9	
TOTALS	RPI 1-25	RPI 26-50	W-L RECORDS	RPI 51-100	RPI 101-150	RPI 150+				
9- 5	0- 0	0- 1	OVERALL	0- 0	2- 1	7- 3				
4- 1	0- 0	0- 0	HOME	0- 0	2- 1	2- 0				
5- 3	0- 0	0- 1	AWAY	0- 0	0- 0	5- 2				
0- 1	0- 0	0- 0	NEUTRAL	0- 0	0- 0	0- 1				
9- 4	0- 0	0- 1	NON-CONFERENCE	0- 0	2- 1	7- 2				
4- 1	0- 0	0- 0	HOME	0- 0	2- 1	2- 0				
5- 2	0- 0	0- 1	AWAY	0- 0	0- 0	5- 1				
0- 1	0- 0	0- 0	NEUTRAL	0- 0	0- 0	0- 1				
0- 1	0- 0	0- 0	CONFERENCE	0- 0	0- 0	0- 1				
0- 0	0- 0	0- 0	HOME	0- 0	0- 0	0- 0				
0- 1	0- 0	0- 0	AWAY	0- 0	0- 0	0- 1				
0- 0	0- 0	0- 0	NEUTRAL	0- 0	0- 0	0- 0				

RPI	S	Opponent	Score	RPI	S	Opponent	Score	RPI	S	Opponent	Score	RPI	S	Opponent	Score	Team's RPI: 144
35	A	Rutgers	46	74								101	H	California	56	53
												134	H	Northeastern	44	46
												140	H	Rhode Island	61	58
												155	A	Dartmouth	62	63
												174	N	Saint Joseph's	39	63
												193	A	Fla. Atlantic	65	51
												195	A	Northern Ill.	59	53
												199	A	La Salle	69	75
												204	A	Quinnipiac	77	68
												210	A	Boston U.	66	39
												229	A	Maine	69	40
												309	H	Siena	68	51
												344	H	Hartford	53	44
LAST 10 Division I																
155	A	Dartmouth	62	63	134	H	Northeastern	44	46							
140	H	Rhode Island	61	58	204	A	Quinnipiac	77	68							
193	A	Fla. Atlantic	65	51	210	A	Boston U.	66	39							
174	N	Saint Joseph's	39	63	344	H	Hartford	53	44							
229	A	Maine	69	40	35	A	Rutgers	46	74							

Non-Div I Games:

Harvard

■ Loss,
 ■ Non-Conf,
 ■ S Site,
 ■ H Home
 ■ A Away
 N Neutral

Average RPI Win:	204	WON-LOST	WINNING	LAST 10	STRENGTH OF	OPP. STRENGTH	TEAM	ADJ.	CONF.	ADJ CONF.
Average RPI Loss:	150	RECORD	PCT. RANK	GAMES	SCHEDULE	OF SCHEDULE	RPI	RPI	RPI	RPI
DIV. I ONLY	7- 9	208	4-6	105	192	188	188	26	26	
DIV. I NON-CONF.	5- 7	205	2-4	70	159	158	158	26	26	
TOTALS	RPI 1-25	RPI 26-50	W-L RECORDS	RPI 51-100	RPI 101-150	RPI 150+				
7- 9	0- 2	1- 0	OVERALL	0- 1	1- 2	5- 4				
5- 4	0- 1	1- 0	HOME	0- 1	0- 1	4- 1				
2- 5	0- 1	0- 0	AWAY	0- 0	1- 1	1- 3				
0- 0	0- 0	0- 0	NEUTRAL	0- 0	0- 0	0- 0				
5- 7	0- 2	1- 0	NON-CONFERENCE	0- 1	1- 2	3- 2				
3- 4	0- 1	1- 0	HOME	0- 1	0- 1	2- 1				
2- 3	0- 1	0- 0	AWAY	0- 0	1- 1	1- 1				
0- 0	0- 0	0- 0	NEUTRAL	0- 0	0- 0	0- 0				
2- 2	0- 0	0- 0	CONFERENCE	0- 0	0- 0	2- 2				
2- 0	0- 0	0- 0	HOME	0- 0	0- 0	2- 0				
0- 2	0- 0	0- 0	AWAY	0- 0	0- 0	0- 2				
0- 0	0- 0	0- 0	NEUTRAL	0- 0	0- 0	0- 0				

RPI 1-25				RPI 26-50				RPI 51-100				RPI 101+ Team's RPI: 188			
RPI	S	Opponent	Score	RPI	S	Opponent	Score	RPI	S	Opponent	Score	RPI	S	Opponent	Score
10	A	Oregon St.	32 64	45	H	Texas	73 60	97	H	Texas Southern	57 74	104	A	Washington	62 50
15	H	NC State	59 68									122	A	Idaho	52 67
												123	H	Penn	55 70
												220	H	Cal St. Fullerton	79 72
												224	A	UC Davis	49 62
												236	H	UC Riverside	80 57
												246	H	North Texas	60 66
												256	A	CSUN	54 58
												257	A	LMU (CA)	51 65
												260	A	Pepperdine	52 51
												270	H	San Diego St.	61 58
												291	H	UTSA	62 50
LAST 10 Division I															
220	H	Cal St. Fullerton	79 72	122	A	Idaho	52 67								
236	H	UC Riverside	80 57	104	A	Washington	62 50								
224	A	UC Davis	49 62	10	A	Oregon St.	32 64								
256	A	CSUN	54 58	45	H	Texas	73 60								
123	H	Penn	55 70	15	H	NC State	59 68								

Non-Div I Games: Hope Int'l 86 49

Hawaii

Loss, Non-Conf, S Site, H Home A Away N Neutral

Average RPI Win:	293	WON-LOST	WINNING	LAST 10	STRENGTH OF	OPP. STRENGTH	TEAM	ADJ.	CONF.	ADJ CONF.
Average RPI Loss:	163	RECORD	PCT. RANK	GAMES	SCHEDULE	OF SCHEDULE	RPI	RPI	RPI	RPI
DIV. I ONLY	7- 10	217	5-5	267	305	241	241	27	27	
DIV. I NON-CONF.	2- 7	288	0-2	197	195	281	281	28	28	
TOTALS	RPI 1-25	RPI 26-50	W-L RECORDS	RPI 51-100	RPI 101-150	RPI 150+				
7- 10	0- 0	0- 1	OVERALL	0- 1	0- 3	7- 5				
4- 2	0- 0	0- 0	HOME	0- 1	0- 0	4- 1				
3- 8	0- 0	0- 1	AWAY	0- 0	0- 3	3- 4				
0- 0	0- 0	0- 0	NEUTRAL	0- 0	0- 0	0- 0				
2- 7	0- 0	0- 1	NON-CONFERENCE	0- 1	0- 2	2- 3				
1- 2	0- 0	0- 0	HOME	0- 1	0- 0	1- 1				
1- 5	0- 0	0- 1	AWAY	0- 0	0- 2	1- 2				
0- 0	0- 0	0- 0	NEUTRAL	0- 0	0- 0	0- 0				
5- 3	0- 0	0- 0	CONFERENCE	0- 0	0- 1	5- 2				
3- 0	0- 0	0- 0	HOME	0- 0	0- 0	3- 0				
2- 3	0- 0	0- 0	AWAY	0- 0	0- 1	2- 2				
0- 0	0- 0	0- 0	NEUTRAL	0- 0	0- 0	0- 0				

RPI 1-25			RPI 26-50			RPI 51-100			RPI 101+ Team's RPI: 241		
RPI	S	Opponent	Score	RPI	S	Opponent	Score	RPI	S	Opponent	Score
				49	A	Duke	57 93	92	H	Davidson	63 73
								109	A	Butler	52 74
								125	A	UNC Greensboro	70 82
								138	A	Campbell	36 73
								179	A	Norfolk St.	58 72
								197	A	American	48 56
								232	H	ETSU	80 62
								243	H	Col. of Charleston	70 79
								248	H	Radford	68 58
								249	A	UNC Asheville	60 76
								253	A	Winthrop	63 69
								289	A	Longwood	76 69
								300	H	Presbyterian	60 55
								312	A	N.C. Central	78 58
								332	A	Charleston So.	84 70
								335	H	USC Upstate	85 46
LAST 10 Division I											
300	H	Presbyterian	60 55	335	H	USC Upstate	85 46				
289	A	Longwood	76 69	253	A	Winthrop	63 69				
332	A	Charleston So.	84 70	138	A	Campbell	36 73				
249	A	UNC Asheville	60 76	125	A	UNC Greensboro	70 82				
248	H	Radford	68 58	109	A	Butler	52 74				

Non-Div I Games:

High Point

■ Loss,
 ■ Non-Conf,
 ■ S Site,
 ■ H Home
 ■ A Away
 N Neutral

Hofstra

Through Games Of Jan. 22, 2020

Average RPI Win: 249	WON-LOST	WINNING	LAST 10	STRENGTH OF	OPP. STRENGTH	TEAM	ADJ.	CONF.	ADJ CONF.
Average RPI Loss: 188	RECORD	PCT. RANK	GAMES	SCHEDULE	OF SCHEDULE	RPI	RPI	RPI	RPI
DIV. I ONLY	3- 13	313	2-8	228	335	315	315	14	14
DIV. I NON-CONF.	3- 8	268	2-3	256	346	315	315	13	13
TOTALS	RPI 1-25	RPI 26-50	W-L RECORDS	RPI 51-100	RPI 101-150	RPI 150+			
3- 13	0- 0	0- 0	OVERALL	0- 2	1- 2	2- 9			
2- 5	0- 0	0- 0	HOME	0- 1	1- 1	1- 3			
1- 6	0- 0	0- 0	AWAY	0- 1	0- 1	1- 4			
0- 2	0- 0	0- 0	NEUTRAL	0- 0	0- 0	0- 2			
3- 8	0- 0	0- 0	NON-CONFERENCE	0- 1	1- 0	2- 7			
2- 3	0- 0	0- 0	HOME	0- 1	1- 0	1- 2			
1- 3	0- 0	0- 0	AWAY	0- 0	0- 0	1- 3			
0- 2	0- 0	0- 0	NEUTRAL	0- 0	0- 0	0- 2			
0- 5	0- 0	0- 0	CONFERENCE	0- 1	0- 2	0- 2			
0- 2	0- 0	0- 0	HOME	0- 0	0- 1	0- 1			
0- 3	0- 0	0- 0	AWAY	0- 1	0- 1	0- 1			
0- 0	0- 0	0- 0	NEUTRAL	0- 0	0- 0	0- 0			

RPI 1-25	RPI 26-50	RPI 51-100	RPI 101+	Team's RPI: 315
RPI S Opponent Score	RPI S Opponent Score	RPI S Opponent Score	RPI S Opponent Score	Score
		90 Drexel 54 74	105 Elon 56 69	
		93 Stony Brook 38 81	134 Northeastern 51 74	
			138 Campbell 58 55	
			157 William & Mary 53 66	
			158 N Houston 44 54	
			166 N Samford 45 65	
			187 Cleveland St. 51 61	
			234 Howard 64 73	
			245 Fairfield 64 73	
			254 Delaware 59 80	
			265 Morgan St. 51 39	
			268 Sacred Heart 44 71	
			344 Hartford 43 41	
			348 LIU Brooklyn 46 85	
LAST 10 Division I				
105 Elon 56 69	166 N Samford 45 65			
157 William & Mary 53 66	158 N Houston 44 54			
90 Drexel 54 74	138 Campbell 58 55			
254 Delaware 59 80	245 Fairfield 64 73			
134 Northeastern 51 74	265 Morgan St. 51 39			

Non-Div I Games:

Hofstra

Loss, Non-Conf, S Site, Home Away N Neutral

Holy Cross

Through Games Of Jan. 22, 2020

Average RPI Win: 222	WON-LOST	WINNING	LAST 10	STRENGTH OF	OPP. STRENGTH	TEAM	ADJ.	CONF.	ADJ CONF.
Average RPI Loss: 137	RECORD	PCT. RANK	GAMES	SCHEDULE	OF SCHEDULE	RPI	RPI	RPI	RPI
DIV. I ONLY	12- 6	71	7-3	235	189	108	108	15	15
DIV. I NON-CONF.	7- 4	100	2-1	243	218	105	105	15	15
TOTALS	RPI 1-25	RPI 26-50	W-L RECORDS	RPI 51-100	RPI 101-150	RPI 150+			
12- 6	0- 0	0- 1	OVERALL	1- 1	1- 3	10- 1			
6- 1	0- 0	0- 1	HOME	1- 0	0- 0	5- 0			
6- 5	0- 0	0- 0	AWAY	0- 1	1- 3	5- 1			
0- 0	0- 0	0- 0	NEUTRAL	0- 0	0- 0	0- 0			
7- 4	0- 0	0- 0	NON-CONFERENCE	1- 1	0- 3	6- 0			
4- 0	0- 0	0- 0	HOME	1- 0	0- 0	3- 0			
3- 4	0- 0	0- 0	AWAY	0- 1	0- 3	3- 0			
0- 0	0- 0	0- 0	NEUTRAL	0- 0	0- 0	0- 0			
5- 2	0- 0	0- 1	CONFERENCE	0- 0	1- 0	4- 1			
2- 1	0- 0	0- 1	HOME	0- 0	0- 0	2- 0			
3- 1	0- 0	0- 0	AWAY	0- 0	1- 0	2- 1			
0- 0	0- 0	0- 0	NEUTRAL	0- 0	0- 0	0- 0			

RPI 1-25				RPI 26-50				RPI 51-100				RPI 101+				Team's RPI: 108	
RPI	S	Opponent	Score	RPI	S	Opponent	Score	RPI	S	Opponent	Score	RPI	S	Opponent	Score		
				48	H	Bucknell	40 51	79	H	Boston College	80 71	117	A	Lehigh	74 57		
								84	A	North Florida	60 80	132	A	Massachusetts	72 75		
												136	A	Illinois	75 78		
												140	A	Rhode Island	58 73		
												170	H	Merrimack	68 42		
												197	H	American	72 59		
												222	H	Lafayette	57 56		
												226	A	Brown	83 71		
												231	A	Stetson	75 63		
												262	A	Navy	58 49		
												268	A	Sacred Heart	65 52		
												279	H	New Hampshire	82 61		
												283	A	Army West Point	48 61		
												288	A	Loyola Maryland	64 56		
												319	H	Bryant	87 75		
LAST 10 Division I																	
				117	A	Lehigh	74 57	262	A	Navy	58 49						
				197	H	American	72 59	288	A	Loyola Maryland	64 56						
				283	A	Army West Point	48 61	231	A	Stetson	75 63						
				48	H	Bucknell	40 51	84	A	North Florida	60 80						
				222	H	Lafayette	57 56	279	H	New Hampshire	82 61						

Non-Div I Games:

Holy Cross

Loss, Non-Conf, S Site, H Home A Away N Neutral

Average RPI Win:	231	WON-LOST	WINNING	LAST 10	STRENGTH OF	OPP. STRENGTH	TEAM	ADJ.	CONF.	ADJ CONF.
Average RPI Loss:	90	RECORD	PCT. RANK	GAMES	SCHEDULE	OF SCHEDULE	RPI	RPI	RPI	RPI
DIV. I ONLY	9- 10	188	5-5	96	95	158	158	9	9	
DIV. I NON-CONF.	7- 7	164	3-2	134	134	159	159	8	8	
TOTALS	RPI 1-25	RPI 26-50	W-L RECORDS	RPI 51-100	RPI 101-150	RPI 150+				
9- 10	0- 2	1- 2	OVERALL	0- 2	0- 2	8- 2				
7- 2	0- 0	1- 1	HOME	0- 1	0- 0	6- 0				
0- 6	0- 2	0- 1	AWAY	0- 0	0- 2	0- 1				
2- 2	0- 0	0- 0	NEUTRAL	0- 1	0- 0	2- 1				
7- 7	0- 1	1- 2	NON-CONFERENCE	0- 1	0- 1	6- 2				
5- 1	0- 0	1- 1	HOME	0- 0	0- 0	4- 0				
0- 4	0- 1	0- 1	AWAY	0- 0	0- 1	0- 1				
2- 2	0- 0	0- 0	NEUTRAL	0- 1	0- 0	2- 1				
2- 3	0- 1	0- 0	CONFERENCE	0- 1	0- 1	2- 0				
2- 1	0- 0	0- 0	HOME	0- 1	0- 0	2- 0				
0- 2	0- 1	0- 0	AWAY	0- 0	0- 1	0- 0				
0- 0	0- 0	0- 0	NEUTRAL	0- 0	0- 0	0- 0				

RPI 1-25				RPI 26-50				RPI 51-100				RPI 101+ Team's RPI: 158			
RPI	S	Opponent	Score	RPI	S	Opponent	Score	RPI	S	Opponent	Score	RPI	S	Opponent	Score
5	A	UConn	51 91	30	H	FGCU	45 57	56	H	Temple	58 61	114	A	Cincinnati	66 85
19	A	Texas A&M	43 72	31	H	Oklahoma	85 69	98	N	Syracuse	62 87	124	A	Fordham	54 63
				40	A	Georgia Tech	38 69					168	H	Memphis	75 65
												175	H	Southern Miss.	75 60
												183	A	New Mexico	71 81
												233	N	San Francisco	57 80
												240	H	Southeastern La.	78 65
												259	H	Louisiana Tech	67 53
												282	H	East Carolina	72 63
												297	N	California Baptist	96 75
												314	H	Houston Baptist	82 60
												315	N	Hofstra	54 44
LAST 10 Division I															
114	A	Cincinnati	66 85	124	A	Fordham	54 63								
282	H	East Carolina	72 63	315	N	Hofstra	54 44								
5	A	UConn	51 91	175	H	Southern Miss.	75 60								
56	H	Temple	58 61	19	A	Texas A&M	43 72								
168	H	Memphis	75 65	259	H	Louisiana Tech	67 53								

Non-Div I Games:

Houston

■ Loss,
 ■ Non-Conf,
 ■ S Site,
 ■ H Home
 ■ A Away
 N Neutral

Houston Baptist

Through Games Of Jan. 22, 2020

Average RPI Win:	301	WON-LOST	WINNING	LAST 10	STRENGTH OF	OPP. STRENGTH	TEAM	ADJ.	CONF.	ADJ CONF.
Average RPI Loss:	192	RECORD	PCT. RANK	GAMES	SCHEDULE	OF SCHEDULE	RPI	RPI	RPI	RPI
DIV. I ONLY	2- 12	326	1-9	253	313	314	314	24	24	
DIV. I NON-CONF.	2- 5	259	1-2	118	292	185	185	23	23	
TOTALS	RPI 1-25	RPI 26-50	W-L RECORDS	RPI 51-100	RPI 101-150	RPI 150+				
2- 12	0- 1	0- 0	OVERALL	0- 0	0- 1	2- 10				
0- 5	0- 0	0- 0	HOME	0- 0	0- 1	0- 4				
2- 7	0- 1	0- 0	AWAY	0- 0	0- 0	2- 6				
0- 0	0- 0	0- 0	NEUTRAL	0- 0	0- 0	0- 0				
2- 5	0- 1	0- 0	NON-CONFERENCE	0- 0	0- 0	2- 4				
0- 1	0- 0	0- 0	HOME	0- 0	0- 0	0- 1				
2- 4	0- 1	0- 0	AWAY	0- 0	0- 0	2- 3				
0- 0	0- 0	0- 0	NEUTRAL	0- 0	0- 0	0- 0				
0- 7	0- 0	0- 0	CONFERENCE	0- 0	0- 1	0- 6				
0- 4	0- 0	0- 0	HOME	0- 0	0- 1	0- 3				
0- 3	0- 0	0- 0	AWAY	0- 0	0- 0	0- 3				
0- 0	0- 0	0- 0	NEUTRAL	0- 0	0- 0	0- 0				

RPI 1-25				RPI 26-50				RPI 51-100				RPI 101+ Team's RPI: 314			
RPI	S	Opponent	Score	RPI	S	Opponent	Score	RPI	S	Opponent	Score	RPI	S	Opponent	Score
11	A	Baylor	42 112									150	H	SFA	42 59
												152	A	Wichita St.	42 59
												158	A	Houston	60 82
												159	H	Sam Houston St.	69 97
												169	A	Texas Tech	51 59
												209	H	Northern Ariz.	62 79
												211	A	Central Ark.	39 63
												219	A	Lamar University	53 60
												240	H	Southeastern La.	59 69
												255	A	Oral Roberts	74 73
												293	H	Nicholls St.	78 84
												334	A	Northwestern St.	60 69
												346	A	La.-Monroe	72 65
LAST 10 Division I															
293	H	Nicholls St.	78 84	240	H	Southeastern La.	59 69								
159	H	Sam Houston St.	69 97	150	H	SFA	42 59								
219	A	Lamar University	53 60	169	A	Texas Tech	51 59								
334	A	Northwestern St.	60 69	346	A	La.-Monroe	72 65								
211	A	Central Ark.	39 63	209	H	Northern Ariz.	62 79								

Non-Div I Games: LSU-Shreveport 67 44 Paul Quinn 63 34

Houston Baptist

Loss, Non-Conf, S Site, H Home A Away N Neutral

Average RPI Win: 298	WON-LOST	WINNING	LAST 10	STRENGTH OF	OPP. STRENGTH	TEAM	ADJ.	CONF.	ADJ CONF.
Average RPI Loss: 141	RECORD	PCT. RANK	GAMES	SCHEDULE	OF SCHEDULE	RPI	RPI	RPI	RPI
DIV. I ONLY	10- 8	150	6-4	321	291	234	234	30	30
DIV. I NON-CONF.	8- 5	117	4-1	299	260	180	180	31	31
TOTALS	RPI 1-25	RPI 26-50	W-L RECORDS	RPI 51-100	RPI 101-150	RPI 150+			
10- 8	0- 0	0- 1	OVERALL	0- 2	0- 1	10- 4			
4- 3	0- 0	0- 0	HOME	0- 0	0- 0	4- 3			
6- 3	0- 0	0- 0	AWAY	0- 2	0- 0	6- 1			
0- 2	0- 0	0- 1	NEUTRAL	0- 0	0- 1	0- 0			
8- 5	0- 0	0- 1	NON-CONFERENCE	0- 2	0- 1	8- 1			
3- 1	0- 0	0- 0	HOME	0- 0	0- 0	3- 1			
5- 2	0- 0	0- 0	AWAY	0- 2	0- 0	5- 0			
0- 2	0- 0	0- 1	NEUTRAL	0- 0	0- 1	0- 0			
2- 3	0- 0	0- 0	CONFERENCE	0- 0	0- 0	2- 3			
1- 2	0- 0	0- 0	HOME	0- 0	0- 0	1- 2			
1- 1	0- 0	0- 0	AWAY	0- 0	0- 0	1- 1			
0- 0	0- 0	0- 0	NEUTRAL	0- 0	0- 0	0- 0			

RPI S	Opponent	Score	RPI S	Opponent	Score	RPI S	Opponent	Score	RPI S	Opponent	Score	Team's RPI: 234
48 N	Bucknell	60 70	62 A	Tennessee	38 88	104 N	Washington	58 75				
			85 A	South Fla.	53 82	179 H	Norfolk St.	80 83				
						185 H	Bethune-Cookman	59 75				
						199 H	La Salle	62 78				
						206 A	George Mason	86 75				
						223 H	Niagara	91 42				
						265 A	Morgan St.	67 74				
						282 A	East Carolina	67 51				
						288 A	Loyola Maryland	75 69				
						315 A	Hofstra	73 64				
						321 A	UMBC	72 61				
						323 A	UMES	79 58				
						336 H	Fairleigh Dickinson	64 56				
						340 H	Saint Peter's	92 80				
						349 H	South Carolina St.	78 47				
LAST 10 Division I												
265 A	Morgan St.	67 74	62 A	Tennessee	38 88							
349 H	South Carolina St.	78 47	206 A	George Mason	86 75							
179 H	Norfolk St.	80 83	282 A	East Carolina	67 51							
185 H	Bethune-Cookman	59 75	223 H	Niagara	91 42							
323 A	UMES	79 58	336 H	Fairleigh Dickinson	64 56							

Non-Div I Games:

Howard

 Loss,
 Non-Conf,
 S Site,
 H Home
 A Away
N Neutral

Average RPI Win:	178	WON-LOST	WINNING	LAST 10	STRENGTH OF	OPP. STRENGTH	TEAM	ADJ.	CONF.	ADJ CONF.
Average RPI Loss:	86	RECORD	PCT. RANK	GAMES	SCHEDULE	OF SCHEDULE	RPI	RPI	RPI	RPI
DIV. I ONLY	12- 6	71	8-2	92	146	53	53	20	20	
DIV. I NON-CONF.	5- 5	164	1-1	37	20	63	63	18	18	
TOTALS	RPI 1-25	RPI 26-50	W-L RECORDS	RPI 51-100	RPI 101-150	RPI 150+				
12- 6	0- 0	1- 0	OVERALL	2- 4	2- 1	7- 1				
7- 0	0- 0	0- 0	HOME	2- 0	1- 0	4- 0				
3- 6	0- 0	0- 0	AWAY	0- 4	0- 1	3- 1				
2- 0	0- 0	1- 0	NEUTRAL	0- 0	1- 0	0- 0				
5- 5	0- 0	1- 0	NON-CONFERENCE	2- 4	1- 1	1- 0				
3- 0	0- 0	0- 0	HOME	2- 0	0- 0	1- 0				
0- 5	0- 0	0- 0	AWAY	0- 4	0- 1	0- 0				
2- 0	0- 0	1- 0	NEUTRAL	0- 0	1- 0	0- 0				
7- 1	0- 0	0- 0	CONFERENCE	0- 0	1- 0	6- 1				
4- 0	0- 0	0- 0	HOME	0- 0	1- 0	3- 0				
3- 1	0- 0	0- 0	AWAY	0- 0	0- 0	3- 1				
0- 0	0- 0	0- 0	NEUTRAL	0- 0	0- 0	0- 0				

RPI 1-25				RPI 26-50				RPI 51-100				Team's RPI: 53	RPI 101+			
RPI	S	Opponent	Score	RPI	S	Opponent	Score	RPI	S	Opponent	Score		RPI	S	Opponent	Score
				47	N	St. John's (NY)	85 78	51	A	UNI	50 51		105	N	Elon	59 53
								54	A	Miami (FL)	65 74		109	A	Butler	61 64
								67	H	Ball St.	65 48		133	H	Wright St.	80 60
								68	A	UT Martin	51 57		164	A	Youngstown St.	73 75
								69	H	Southern Ill.	81 78		182	A	Green Bay	54 42
								71	A	Ohio	64 70		187	A	Cleveland St.	78 53
													225	H	Northern Ky.	89 61
													258	H	Eastern Ky.	72 42
													265	H	Oakland	76 41
													284	A	Milwaukee	75 52
													313	H	Detroit Mercy	82 45
LAST 10 Division I																
				284	A	Milwaukee	75 52	265	H	Oakland	76 41					
				182	A	Green Bay	54 42	187	A	Cleveland St.	78 53					
				133	H	Wright St.	80 60	164	A	Youngstown St.	73 75					
				225	H	Northern Ky.	89 61	258	H	Eastern Ky.	72 42					
				313	H	Detroit Mercy	82 45	51	A	UNI	50 51					

Non-Div I Games: Ind.-Northwest 103 45

IUPUI

■ Loss,
 ■ Non-Conf, S Site,
 ■ Home
 ■ Away
 N Neutral

Idaho

Through Games Of Jan. 22, 2020

Average RPI Win: 231	WON-LOST	WINNING	LAST 10	STRENGTH OF	OPP. STRENGTH	TEAM	ADJ.	CONF.	ADJ CONF.
Average RPI Loss: 109	RECORD	PCT. RANK	GAMES	SCHEDULE	OF SCHEDULE	RPI	RPI	RPI	RPI
DIV. I ONLY	10- 5	71	7-3	244	134	122	122	21	21
DIV. I NON-CONF.	5- 4	140	2-2	174	115	113	113	17	17
TOTALS	RPI 1-25	RPI 26-50	W-L RECORDS	RPI 51-100	RPI 101-150	RPI 150+			
10- 5	0- 0	0- 2	OVERALL	0- 1	1- 0	9- 2			
6- 0	0- 0	0- 0	HOME	0- 0	0- 0	6- 0			
4- 3	0- 0	0- 1	AWAY	0- 1	1- 0	3- 1			
0- 2	0- 0	0- 1	NEUTRAL	0- 0	0- 0	0- 1			
5- 4	0- 0	0- 2	NON-CONFERENCE	0- 1	0- 0	5- 1			
2- 0	0- 0	0- 0	HOME	0- 0	0- 0	2- 0			
3- 2	0- 0	0- 1	AWAY	0- 1	0- 0	3- 0			
0- 2	0- 0	0- 1	NEUTRAL	0- 0	0- 0	0- 1			
5- 1	0- 0	0- 0	CONFERENCE	0- 0	1- 0	4- 1			
4- 0	0- 0	0- 0	HOME	0- 0	0- 0	4- 0			
1- 1	0- 0	0- 0	AWAY	0- 0	1- 0	0- 1			
0- 0	0- 0	0- 0	NEUTRAL	0- 0	0- 0	0- 0			

RPI 1-25				RPI 26-50				RPI 51-100				RPI 101+				Team's RPI: 122	
RPI	S	Opponent	Score	RPI	S	Opponent	Score	RPI	S	Opponent	Score	RPI	S	Opponent	Score		
				33	N	Old Dominion	55 67	85	A	South Fla.	64 67	116	A	Montana St.	69 68		
				36	A	Oklahoma St.	47 62					151	A	San Diego	65 32		
												165	H	Montana	52 51		
												173	A	Portland St.	53 74		
												188	H	Hawaii	67 52		
												219	N	Lamar University	44 47		
												233	A	San Francisco	66 60		
												250	H	Colorado St.	61 54		
												277	H	Idaho St.	62 56		
												286	H	Eastern Wash.	69 60		
												302	H	Weber St.	70 50		
												341	A	Seattle U	90 84		
LAST 10 Division I																	
				165	H	Montana	52 51	277	H	Idaho St.	62 56						
				286	H	Eastern Wash.	69 60	188	H	Hawaii	67 52						
				116	A	Montana St.	69 68	85	A	South Fla.	64 67						
				173	A	Portland St.	53 74	151	A	San Diego	65 32						
				302	H	Weber St.	70 50	33	N	Old Dominion	55 67						

Non-Div I Games:

Idaho

■ Loss,
 ■ Non-Conf,
 ■ S Site,
 ■ H Home
 ■ A Away
 N Neutral

Average RPI Win:	317	WON-LOST	WINNING	LAST 10	STRENGTH OF	OPP. STRENGTH	TEAM	ADJ.	CONF.	ADJ CONF.
Average RPI Loss:	153	RECORD	PCT. RANK	GAMES	SCHEDULE	OF SCHEDULE	RPI	RPI	RPI	RPI
DIV. I ONLY	5- 9	253	3-7	303	230	277	277	21	21	
DIV. I NON-CONF.	2- 5	259	0-3	250	200	267	267	17	17	
TOTALS	RPI 1-25	RPI 26-50	W-L RECORDS	RPI 51-100	RPI 101-150	RPI 150+				
5- 9	0- 0	0- 3	OVERALL	0- 0	0- 1	5- 5				
2- 3	0- 0	0- 0	HOME	0- 0	0- 0	2- 3				
3- 6	0- 0	0- 3	AWAY	0- 0	0- 1	3- 2				
0- 0	0- 0	0- 0	NEUTRAL	0- 0	0- 0	0- 0				
2- 5	0- 0	0- 3	NON-CONFERENCE	0- 0	0- 0	2- 2				
1- 1	0- 0	0- 0	HOME	0- 0	0- 0	1- 1				
1- 4	0- 0	0- 3	AWAY	0- 0	0- 0	1- 1				
0- 0	0- 0	0- 0	NEUTRAL	0- 0	0- 0	0- 0				
3- 4	0- 0	0- 0	CONFERENCE	0- 0	0- 1	3- 3				
1- 2	0- 0	0- 0	HOME	0- 0	0- 0	1- 2				
2- 2	0- 0	0- 0	AWAY	0- 0	0- 1	2- 1				
0- 0	0- 0	0- 0	NEUTRAL	0- 0	0- 0	0- 0				

RPI 1-25			RPI 26-50			RPI 51-100			RPI 101+			Team's RPI: 277
RPI	S	Opponent	Score	RPI	S	Opponent	Score	RPI	S	Opponent	Score	
				27	A	Arizona St.	69 74					
				36	A	Oklahoma St.	52 70					
				49	A	Duke	66 85					
LAST 10 Division I												
				173	H	Portland St.	64 69					
				302	A	Weber St.	65 54					
				209	H	Northern Ariz.	59 70					
				192	A	Southern Utah	65 72					
				338	H	Sacramento St.	80 62					
				286	A	Eastern Wash.	67 47					
				122	A	Idaho	56 62					
				276	A	Utah St.	61 69					
				297	H	California Baptist	68 74					
				27	A	Arizona St.	69 74					

Non-Div I Games: Arizona Christian 93 36 Montana Tech 83 57

Idaho St.

Illinois

Through Games Of Jan. 22, 2020

Average RPI Win:	224	WON-LOST	WINNING	LAST 10	STRENGTH OF	OPP. STRENGTH	TEAM	ADJ.	CONF.	ADJ CONF.
Average RPI Loss:	34	RECORD	PCT. RANK	GAMES	SCHEDULE	OF SCHEDULE	RPI	RPI	RPI	RPI
DIV. I ONLY	10- 8	150	4-6	119	60	136	136	2	2	
DIV. I NON-CONF.	9- 2	39	3-0	322	241	156	156	2	2	
TOTALS	RPI 1-25	RPI 26-50	W-L RECORDS	RPI 51-100	RPI 101-150	RPI 150+				
10- 8	0- 4	0- 2	OVERALL	1- 2	3- 0	6- 0				
9- 3	0- 1	0- 1	HOME	1- 1	2- 0	6- 0				
1- 5	0- 3	0- 1	AWAY	0- 1	1- 0	0- 0				
0- 0	0- 0	0- 0	NEUTRAL	0- 0	0- 0	0- 0				
9- 2	0- 0	0- 0	NON-CONFERENCE	0- 2	3- 0	6- 0				
8- 1	0- 0	0- 0	HOME	0- 1	2- 0	6- 0				
1- 1	0- 0	0- 0	AWAY	0- 1	1- 0	0- 0				
0- 0	0- 0	0- 0	NEUTRAL	0- 0	0- 0	0- 0				
1- 6	0- 4	0- 2	CONFERENCE	1- 0	0- 0	0- 0				
1- 2	0- 1	0- 1	HOME	1- 0	0- 0	0- 0				
0- 4	0- 3	0- 1	AWAY	0- 0	0- 0	0- 0				
0- 0	0- 0	0- 0	NEUTRAL	0- 0	0- 0	0- 0				

RPI	S	Opponent	Score	RPI	S	Opponent	Score	RPI	S	Opponent	Score	RPI	S	Opponent	Score	Team's RPI: 136
6	A	Iowa	72 108	28	A	Ohio St.	47 77	70	H	Minnesota	74 71	108	H	Holy Cross	78 75	
12	A	Indiana	42 83	35	H	Rutgers	51 75	73	A	North Carolina	60 85	147	A	Missouri	58 51	
17	H	Northwestern	50 77					77	H	Illinois St.	58 74	149	H	Austin Peay	76 62	
25	A	Purdue	67 81									170	H	Merrimack	75 72	
												300	H	Presbyterian	71 52	
												303	H	Ark.-Pine Bluff	65 50	
												319	H	Bryant	69 55	
												327	H	Evansville	59 44	
												347	H	Chicago St.	96 66	
LAST 10 Division I																
28	A	Ohio St.	47 77	6	A	Iowa	72 108									
25	A	Purdue	67 81	17	H	Northwestern	50 77									
70	H	Minnesota	74 71	147	A	Missouri	58 51									
35	H	Rutgers	51 75	327	H	Evansville	59 44									
12	A	Indiana	42 83	170	H	Merrimack	75 72									

Non-Div I Games:

Illinois

Loss, Non-Conf, S Site, H Home A Away N Neutral

Average RPI Win:	208	WON-LOST	WINNING	LAST 10	STRENGTH OF	OPP. STRENGTH	TEAM	ADJ.	CONF.	ADJ CONF.
Average RPI Loss:	93	RECORD	PCT. RANK	GAMES	SCHEDULE	OF SCHEDULE	RPI	RPI	RPI	RPI
DIV. I ONLY	10- 5	71	6-4	156	179	77	77	7	7	
DIV. I NON-CONF.	7- 3	80	3-2	158	172	69	69	7	7	
TOTALS	RPI 1-25	RPI 26-50	W-L RECORDS	RPI 51-100	RPI 101-150	RPI 150+				
10- 5	0- 0	0- 1	OVERALL	1- 2	1- 2	8- 0				
7- 0	0- 0	0- 0	HOME	1- 0	0- 0	6- 0				
3- 5	0- 0	0- 1	AWAY	0- 2	1- 2	2- 0				
0- 0	0- 0	0- 0	NEUTRAL	0- 0	0- 0	0- 0				
7- 3	0- 0	0- 1	NON-CONFERENCE	1- 0	1- 2	5- 0				
5- 0	0- 0	0- 0	HOME	1- 0	0- 0	4- 0				
2- 3	0- 0	0- 1	AWAY	0- 0	1- 2	1- 0				
0- 0	0- 0	0- 0	NEUTRAL	0- 0	0- 0	0- 0				
3- 2	0- 0	0- 0	CONFERENCE	0- 2	0- 0	3- 0				
2- 0	0- 0	0- 0	HOME	0- 0	0- 0	2- 0				
1- 2	0- 0	0- 0	AWAY	0- 2	0- 0	1- 0				
0- 0	0- 0	0- 0	NEUTRAL	0- 0	0- 0	0- 0				

RPI 1-25				RPI 26-50				RPI 51-100				Team's RPI: 77		RPI 101+			
RPI	S	Opponent	Score	RPI	S	Opponent	Score	RPI	S	Opponent	Score			RPI	S	Opponent	Score
				39	A	Marquette	41 58	68	H	UT Martin	70 47			102	A	Saint Louis	56 61
								75	A	Bradley	61 76			136	A	Illinois	74 58
								99	A	Loyola Chicago	64 69			149	A	Austin Peay	72 77
														163	H	Jackson St.	77 55
														184	A	Valparaiso	72 60
														190	A	North Dakota	66 58
														195	H	Northern Ill.	69 66
														216	H	Western Ill.	78 65
														272	H	Indiana St.	83 69
														325	H	SIUE	74 53
														327	H	Evansville	81 58
LAST 10 Division I																	
				99	A	Loyola Chicago	64 69	149	A	Austin Peay	72 77						
				184	A	Valparaiso	72 60	163	H	Jackson St.	77 55						
				75	A	Bradley	61 76	325	H	SIUE	74 53						
				327	H	Evansville	81 58	102	A	Saint Louis	56 61						
				272	H	Indiana St.	83 69	216	H	Western Ill.	78 65						

Non-Div I Games: Truman 87 60

Illinois St.

Average RPI Win:	293	WON-LOST	WINNING	LAST 10	STRENGTH OF	OPP. STRENGTH	TEAM	ADJ.	CONF.	ADJ CONF.
Average RPI Loss:	195	RECORD	PCT. RANK	GAMES	SCHEDULE	OF SCHEDULE	RPI	RPI	RPI	RPI
DIV. I ONLY	4- 8	262	4-6	341	219	311	311	24	24	
DIV. I NON-CONF.	0- 5	338	0-3	329	174	348	348	23	23	
TOTALS	RPI 1-25	RPI 26-50	W-L RECORDS	RPI 51-100	RPI 101-150	RPI 150+				
4- 8	0- 0	0- 0	OVERALL	0- 1	0- 2	4- 5				
2- 3	0- 0	0- 0	HOME	0- 0	0- 1	2- 2				
2- 5	0- 0	0- 0	AWAY	0- 1	0- 1	2- 3				
0- 0	0- 0	0- 0	NEUTRAL	0- 0	0- 0	0- 0				
0- 5	0- 0	0- 0	NON-CONFERENCE	0- 1	0- 0	0- 4				
0- 1	0- 0	0- 0	HOME	0- 0	0- 0	0- 1				
0- 4	0- 0	0- 0	AWAY	0- 1	0- 0	0- 3				
0- 0	0- 0	0- 0	NEUTRAL	0- 0	0- 0	0- 0				
4- 3	0- 0	0- 0	CONFERENCE	0- 0	0- 2	4- 1				
2- 2	0- 0	0- 0	HOME	0- 0	0- 1	2- 1				
2- 1	0- 0	0- 0	AWAY	0- 0	0- 1	2- 0				
0- 0	0- 0	0- 0	NEUTRAL	0- 0	0- 0	0- 0				

RPI 1-25			RPI 26-50			RPI 51-100			RPI 101+			Team's RPI: 311
RPI	S	Opponent	Score	RPI	S	Opponent	Score	RPI	S	Opponent	Score	
						71 A Ohio	41 78			137 H New Orleans	55 67	
										150 A SFA	45 67	
										180 A Kansas St.	41 85	
										211 H Central Ark.	37 47	
										219 A Lamar University	67 48	
										250 A Colorado St.	47 75	
										270 H San Diego St.	48 57	
										291 A UTSA	56 63	
										293 H Nicholls St.	53 51	
										326 H McNeese	73 56	
										334 A Northwestern St.	69 67	
LAST 10 Division I												
219 A Lamar University			67 48	293 H Nicholls St.			53 51					
150 A SFA			45 67	270 H San Diego St.			48 57					
326 H McNeese			73 56	211 H Central Ark.			37 47					
137 H New Orleans			55 67	180 A Kansas St.			41 85					
334 A Northwestern St.			69 67	250 A Colorado St.			47 75					

Non-Div I Games: Schreiner 70 35 Tex. A&M Int'l 55 38 Paul Quinn 79 62 UNKNOWN 74 52 Incarnate Word

Indiana

Through Games Of Jan. 22, 2020

Average RPI Win:	112	WON-LOST	WINNING	LAST 10	STRENGTH OF	OPP. STRENGTH	TEAM	ADJ.	CONF.	ADJ CONF.
Average RPI Loss:	12	RECORD	PCT. RANK	GAMES	SCHEDULE	OF SCHEDULE	RPI	RPI	RPI	RPI
DIV. I ONLY	14- 5	53	6-4	3	13	12	12	2	2	
DIV. I NON-CONF.	10- 2	30	2-1	12	28	8	8	2	2	
TOTALS	RPI 1-25	RPI 26-50	W-L RECORDS	RPI 51-100	RPI 101-150	RPI 150+				
14- 5	2- 5	1- 0	OVERALL	4- 0	3- 0	4- 0				
8- 2	1- 2	0- 0	HOME	2- 0	1- 0	4- 0				
4- 2	0- 2	1- 0	AWAY	1- 0	2- 0	0- 0				
2- 1	1- 1	0- 0	NEUTRAL	1- 0	0- 0	0- 0				
10- 2	1- 2	0- 0	NON-CONFERENCE	3- 0	2- 0	4- 0				
5- 1	0- 1	0- 0	HOME	1- 0	0- 0	4- 0				
3- 0	0- 0	0- 0	AWAY	1- 0	2- 0	0- 0				
2- 1	1- 1	0- 0	NEUTRAL	1- 0	0- 0	0- 0				
4- 3	1- 3	1- 0	CONFERENCE	1- 0	1- 0	0- 0				
3- 1	1- 1	0- 0	HOME	1- 0	1- 0	0- 0				
1- 2	0- 2	1- 0	AWAY	0- 0	0- 0	0- 0				
0- 0	0- 0	0- 0	NEUTRAL	0- 0	0- 0	0- 0				

RPI	S	Opponent	Score	RPI	S	Opponent	Score	RPI	S	Opponent	Score	RPI	S	Opponent	Score
2	N	South Carolina	71 57	35	A	Rutgers	66 56	54	A	Miami (FL)	58 45	109	A	Butler	64 53
6	A	Iowa	85 91					74	N	Washington St.	78 44	136	H	Illinois	83 42
9	H	UCLA	58 68					80	H	Michigan St.	79 67	141	A	Florida	73 49
11	N	Baylor	62 77					84	H	North Florida	72 45	163	H	Jackson St.	91 51
16	A	Maryland	62 76									164	H	Youngstown St.	93 56
17	H	Northwestern	69 71									212	H	Mt. St. Mary's	75 52
25	H	Purdue	66 48									293	H	Nicholls St.	111 47
LAST 10 Division I															
16	A	Maryland	62 76	35	A	Rutgers	66 56	54	A	Miami (FL)	58 45	109	A	Butler	64 53
17	H	Northwestern	69 71	80	H	Michigan St.	79 67	74	N	Washington St.	78 44	136	H	Illinois	83 42
6	A	Iowa	85 91	9	H	UCLA	58 68	80	H	Michigan St.	79 67	141	A	Florida	73 49
25	H	Purdue	66 48	164	H	Youngstown St.	93 56	84	H	North Florida	72 45	163	H	Jackson St.	91 51
136	H	Illinois	83 42	109	A	Butler	64 53					164	H	Youngstown St.	93 56

Non-Div I Games:

Indiana

■ Loss,
■ Non-Conf,
■ S Site,
■ H Home
■ A Away
N Neutral

Average RPI Win:	297	WON-LOST	WINNING	LAST 10	STRENGTH OF	OPP. STRENGTH	TEAM	ADJ.	CONF.	ADJ CONF.
Average RPI Loss:	137	RECORD	PCT. RANK	GAMES	SCHEDULE	OF SCHEDULE	RPI	RPI	RPI	RPI
DIV. I ONLY	2- 16	337	0-10	83	261	272	272	7	7	
DIV. I NON-CONF.	2- 10	313	0-4	209	311	300	300	7	7	
TOTALS	RPI 1-25	RPI 26-50	W-L RECORDS	RPI 51-100	RPI 101-150	RPI 150+				
2- 16	0- 0	0- 2	OVERALL	0- 5	0- 2	2- 7				
0- 6	0- 0	0- 0	HOME	0- 1	0- 1	0- 4				
2- 9	0- 0	0- 2	AWAY	0- 4	0- 1	2- 2				
0- 1	0- 0	0- 0	NEUTRAL	0- 0	0- 0	0- 1				
2- 10	0- 0	0- 1	NON-CONFERENCE	0- 1	0- 2	2- 6				
0- 4	0- 0	0- 0	HOME	0- 0	0- 1	0- 3				
2- 5	0- 0	0- 1	AWAY	0- 1	0- 1	2- 2				
0- 1	0- 0	0- 0	NEUTRAL	0- 0	0- 0	0- 1				
0- 6	0- 0	0- 1	CONFERENCE	0- 4	0- 0	0- 1				
0- 2	0- 0	0- 0	HOME	0- 1	0- 0	0- 1				
0- 4	0- 0	0- 1	AWAY	0- 3	0- 0	0- 0				
0- 0	0- 0	0- 0	NEUTRAL	0- 0	0- 0	0- 0				

RPI S	Opponent	Score	RPI S	Opponent	Score	RPI S	Opponent	Score	RPI S	Opponent	Score	Team's RPI: 272
38	A Drake	65 105	50	A Colorado	46 59	51	A UNI	43 73	102	H Saint Louis	53 55	
						75	A Bradley	75 91	119	A Pacific	66 83	
						76	A Kansas	72 84	176	H Southeast Mo. St.	58 68	
						77	A Illinois St.	69 83	184	H Valparaiso	56 75	
						99	H Loyola Chicago	51 58	205	A Murray St.	62 70	
									216	A Western Ill.	72 83	
									225	H Northern Ky.	68 70	
									244	H Marshall	60 72	
									251	A Eastern Ill.	59 57	
									256	N CSUN	59 67	
									343	A UIC	61 40	
LAST 10 Division I												
51	A UNI	43 73	77	A Illinois St.	69 83							
38	A Drake	65 105	102	H Saint Louis	53 55							
99	H Loyola Chicago	51 58	176	H Southeast Mo. St.	58 68							
184	H Valparaiso	56 75	225	H Northern Ky.	68 70							
75	A Bradley	75 91	205	A Murray St.	62 70							

Non-Div I Games:

Indiana St.

Average RPI Win: 271	WON-LOST	WINNING	LAST 10	STRENGTH OF	OPP. STRENGTH	TEAM	ADJ.	CONF.	ADJ CONF.
Average RPI Loss: 124	RECORD	PCT. RANK	GAMES	SCHEDULE	OF SCHEDULE	RPI	RPI	RPI	RPI
DIV. I ONLY	4- 11	287	3-7	55	302	207	207	25	25
DIV. I NON-CONF.	1- 8	322	0-4	9	231	189	189	25	25
TOTALS	RPI 1-25	RPI 26-50	W-L RECORDS	RPI 51-100	RPI 101-150	RPI 150+			
4- 11	0- 1	0- 0	OVERALL	0- 3	0- 4	4- 3			
1- 6	0- 0	0- 0	HOME	0- 2	0- 2	1- 2			
3- 3	0- 1	0- 0	AWAY	0- 1	0- 1	3- 0			
0- 2	0- 0	0- 0	NEUTRAL	0- 0	0- 1	0- 1			
1- 8	0- 1	0- 0	NON-CONFERENCE	0- 2	0- 4	1- 1			
0- 3	0- 0	0- 0	HOME	0- 1	0- 2	0- 0			
1- 3	0- 1	0- 0	AWAY	0- 1	0- 1	1- 0			
0- 2	0- 0	0- 0	NEUTRAL	0- 0	0- 1	0- 1			
3- 3	0- 0	0- 0	CONFERENCE	0- 1	0- 0	3- 2			
1- 3	0- 0	0- 0	HOME	0- 1	0- 0	1- 2			
2- 0	0- 0	0- 0	AWAY	0- 0	0- 0	2- 0			
0- 0	0- 0	0- 0	NEUTRAL	0- 0	0- 0	0- 0			

RPI 1-25				RPI 26-50				RPI 51-100				RPI 101+ Team's RPI: 207			
RPI	S	Opponent	Score	RPI	S	Opponent	Score	RPI	S	Opponent	Score	RPI	S	Opponent	Score
22	A	Central Mich.	50 70					57	H	Seton Hall	37 89	103	H	Duquesne	74 76
								88	H	Rider	37 81	104	N	Washington	34 65
								93	A	Stony Brook	40 59	123	A	Penn	42 74
												132	H	Massachusetts	51 65
												177	N	Towson	58 75
												204	A	Quinnipiac	75 71
												223	H	Niagara	57 63
												245	H	Fairfield	40 52
												253	A	Winthrop	68 61
												285	A	Monmouth	36 33
												340	H	Saint Peter's	69 59
LAST 10 Division I															
340	H	Saint Peter's	69 59	204	A	Quinnipiac	75 71								
245	H	Fairfield	40 52	132	H	Massachusetts	51 65								
223	H	Niagara	57 63	57	H	Seton Hall	37 89								
285	A	Monmouth	36 33	22	A	Central Mich.	50 70								
88	H	Rider	37 81	177	N	Towson	58 75								

Non-Div I Games:

Iona

Average RPI Win: 108		WON-LOST	WINNING	LAST 10	STRENGTH OF	OPP. STRENGTH	TEAM	ADJ.	CONF.	ADJ CONF.
Average RPI Loss: 72		RECORD	PCT. RANK	GAMES	SCHEDULE	OF SCHEDULE	RPI	RPI	RPI	RPI
DIV. I ONLY		15- 3	21	9-1	8	59	6	6	2	2
DIV. I NON-CONF.		9- 2	39	3-0	20	143	14	14	2	2
TOTALS		RPI 1-25	RPI 26-50		W-L RECORDS		RPI 51-100	RPI 101-150	RPI 150+	
15- 3	4- 0	1- 0		OVERALL		2- 2	3- 1	5- 0		
9- 0	3- 0	1- 0		HOME		0- 0	1- 0	4- 0		
4- 2	1- 0	0- 0		AWAY		2- 2	1- 0	0- 0		
2- 1	0- 0	0- 0		NEUTRAL		0- 0	1- 1	1- 0		
9- 2	1- 0	1- 0		NON-CONFERENCE		1- 1	1- 1	5- 0		
6- 0	1- 0	1- 0		HOME		0- 0	0- 0	4- 0		
1- 1	0- 0	0- 0		AWAY		1- 1	0- 0	0- 0		
2- 1	0- 0	0- 0		NEUTRAL		0- 0	1- 1	1- 0		
6- 1	3- 0	0- 0		CONFERENCE		1- 1	2- 0	0- 0		
3- 0	2- 0	0- 0		HOME		0- 0	1- 0	0- 0		
3- 1	1- 0	0- 0		AWAY		1- 1	1- 0	0- 0		
0- 0	0- 0	0- 0		NEUTRAL		0- 0	0- 0	0- 0		

RPI S	Opponent	Score	RPI S	Opponent	Score	RPI S	Opponent	Score	RPI S	Opponent	Score
12	H Indiana	91 85	38	H Drake	79 67	51	A UNI	66 88	104	N Washington	63 70
16	H Maryland	66 61				60	A Nebraska	69 78	114	N Cincinnati	69 61
17	A Northwestern	77 51				66	A Iowa St.	75 69	115	A Wisconsin	85 78
21	H Princeton	77 75				70	A Minnesota	76 75	136	H Illinois	108 72
									161	H North Ala.	86 81
									171	H Clemson	74 60
									177	N Towson	100 72
									193	H Fla. Atlantic	85 53
									312	H N.C. Central	102 50
LAST 10 Division I											
115	A Wisconsin	85 78	136	H Illinois	108 72						
70	A Minnesota	76 75	60	A Nebraska	69 78						
12	H Indiana	91 85	38	H Drake	79 67						
16	H Maryland	66 61	312	H N.C. Central	102 50						
17	A Northwestern	77 51	66	A Iowa St.	75 69						

Non-Div I Games:

Iowa

Average RPI Win:	165	WON-LOST	WINNING	LAST 10	STRENGTH OF	OPP. STRENGTH	TEAM	ADJ.	CONF.	ADJ CONF.
Average RPI Loss:	33	RECORD	PCT. RANK	GAMES	SCHEDULE	OF SCHEDULE	RPI	RPI	RPI	RPI
DIV. I ONLY	11- 6	94	5-5	59	49	66	66	3	3	
DIV. I NON-CONF.	8- 3	68	2-2	124	88	84	84	4	4	
TOTALS	RPI 1-25	RPI 26-50	W-L RECORDS	RPI 51-100	RPI 101-150	RPI 150+				
11- 6	0- 1	1- 4	OVERALL	2- 1	2- 0	6- 0				
7- 4	0- 1	0- 2	HOME	1- 1	2- 0	4- 0				
4- 2	0- 0	1- 2	AWAY	1- 0	0- 0	2- 0				
0- 0	0- 0	0- 0	NEUTRAL	0- 0	0- 0	0- 0				
8- 3	0- 1	0- 1	NON-CONFERENCE	2- 1	2- 0	4- 0				
6- 2	0- 1	0- 0	HOME	1- 1	2- 0	3- 0				
2- 1	0- 0	0- 1	AWAY	1- 0	0- 0	1- 0				
0- 0	0- 0	0- 0	NEUTRAL	0- 0	0- 0	0- 0				
3- 3	0- 0	1- 3	CONFERENCE	0- 0	0- 0	2- 0				
1- 2	0- 0	0- 2	HOME	0- 0	0- 0	1- 0				
2- 1	0- 0	1- 1	AWAY	0- 0	0- 0	1- 0				
0- 0	0- 0	0- 0	NEUTRAL	0- 0	0- 0	0- 0				

RPI 1-25				RPI 26-50				RPI 51-100				Team's RPI: 66	RPI 101+			
RPI	S	Opponent	Score	RPI	S	Opponent	Score	RPI	S	Opponent	Score		RPI	S	Opponent	Score
6	H	Iowa	69 75	26	H	TCU	74 77	51	H	UNI	63 71		133	H	Wright St.	79 71
				31	A	Oklahoma	72 81	63	A	Alabama	75 66		137	H	New Orleans	71 53
				36	A	Oklahoma St.	64 63	97	H	Texas Southern	79 59		161	H	North Ala.	80 72
				38	A	Drake	81 86						169	A	Texas Tech	96 66
				45	H	Texas	75 81						180	H	Kansas St.	73 59
													239	H	Southern U.	69 36
													292	A	North Dakota St.	86 58
													303	H	Ark.-Pine Bluff	90 40
LAST 10 Division I																
				180	H	Kansas St.	73 59						169	A	Texas Tech	96 66
				36	A	Oklahoma St.	64 63						161	H	North Ala.	80 72
				26	H	TCU	74 77						51	H	UNI	63 71
				31	A	Oklahoma	72 81						133	H	Wright St.	79 71
				45	H	Texas	75 81						6	H	Iowa	69 75

Non-Div I Games:

Iowa St.

Average RPI Win:	249	WON-LOST	WINNING	LAST 10	STRENGTH OF	OPP. STRENGTH	TEAM	ADJ.	CONF.	ADJ CONF.
Average RPI Loss:	100	RECORD	PCT. RANK	GAMES	SCHEDULE	OF SCHEDULE	RPI	RPI	RPI	RPI
DIV. I ONLY	8- 8	173	7-3	206	164	163	163	31	31	
DIV. I NON-CONF.	2- 8	295	1-3	80	52	206	206	27	27	
TOTALS	RPI 1-25	RPI 26-50	W-L RECORDS	RPI 51-100	RPI 101-150	RPI 150+				
8- 8	0- 2	0- 0	OVERALL	1- 3	1- 1	6- 2				
5- 1	0- 1	0- 0	HOME	1- 0	1- 0	3- 0				
3- 7	0- 1	0- 0	AWAY	0- 3	0- 1	3- 2				
0- 0	0- 0	0- 0	NEUTRAL	0- 0	0- 0	0- 0				
2- 8	0- 2	0- 0	NON-CONFERENCE	0- 3	1- 1	1- 2				
1- 1	0- 1	0- 0	HOME	0- 0	1- 0	0- 0				
1- 7	0- 1	0- 0	AWAY	0- 3	0- 1	1- 2				
0- 0	0- 0	0- 0	NEUTRAL	0- 0	0- 0	0- 0				
6- 0	0- 0	0- 0	CONFERENCE	1- 0	0- 0	5- 0				
4- 0	0- 0	0- 0	HOME	1- 0	0- 0	3- 0				
2- 0	0- 0	0- 0	AWAY	0- 0	0- 0	2- 0				
0- 0	0- 0	0- 0	NEUTRAL	0- 0	0- 0	0- 0				

RPI 1-25				RPI 26-50				RPI 51-100				RPI 101+ Team's RPI: 163			
RPI	S	Opponent	Score	RPI	S	Opponent	Score	RPI	S	Opponent	Score	RPI	S	Opponent	Score
12	A	Indiana	51 91					54	A	Miami (FL)	68 83	118	A	Tulane	46 82
14	H	Mississippi St.	53 92					75	A	Bradley	69 78	130	H	Louisiana	65 54
								77	A	Illinois St.	55 77	211	A	Central Ark.	54 57
								97	H	Texas Southern	81 79	239	A	Southern U.	72 51
												240	A	Southeastern La.	59 63
												274	H	Alabama A&M	67 53
												299	H	Prairie View	53 49
												308	A	Alcorn	83 67
												310	H	Alabama St.	94 62
												334	A	Northwestern St.	66 49
LAST 10 Division I															
299	H	Prairie View	53 49	310	H	Alabama St.	94 62								
97	H	Texas Southern	81 79	130	H	Louisiana	65 54								
239	A	Southern U.	72 51	77	A	Illinois St.	55 77								
308	A	Alcorn	83 67	75	A	Bradley	69 78								
274	H	Alabama A&M	67 53	240	A	Southeastern La.	59 63								

Non-Div I Games:

Jackson St.

■ Loss,
 ■ Non-Conf,
 ■ S Site,
 ■ H Home
 ■ A Away
 N Neutral

Jacksonville

Through Games Of Jan. 22, 2020

Average RPI Win:	309	WON-LOST	WINNING	LAST 10	STRENGTH OF	OPP. STRENGTH	TEAM	ADJ.	CONF.	ADJ CONF.
Average RPI Loss:	109	RECORD	PCT. RANK	GAMES	SCHEDULE	OF SCHEDULE	RPI	RPI	RPI	RPI
DIV. I ONLY	8- 8	173	6-4	286	251	235	235	16	16	
DIV. I NON-CONF.	6- 5	151	4-1	290	303	220	220	16	16	
TOTALS	RPI 1-25	RPI 26-50	W-L RECORDS	RPI 51-100	RPI 101-150	RPI 150+				
8- 8	0- 1	0- 1	OVERALL	0- 2	0- 1	8- 3				
5- 3	0- 0	0- 0	HOME	0- 1	0- 0	5- 2				
3- 5	0- 1	0- 1	AWAY	0- 1	0- 1	3- 1				
0- 0	0- 0	0- 0	NEUTRAL	0- 0	0- 0	0- 0				
6- 5	0- 1	0- 1	NON-CONFERENCE	0- 1	0- 0	6- 2				
3- 2	0- 0	0- 0	HOME	0- 0	0- 0	3- 2				
3- 3	0- 1	0- 1	AWAY	0- 1	0- 0	3- 0				
0- 0	0- 0	0- 0	NEUTRAL	0- 0	0- 0	0- 0				
2- 3	0- 0	0- 0	CONFERENCE	0- 1	0- 1	2- 1				
2- 1	0- 0	0- 0	HOME	0- 1	0- 0	2- 0				
0- 2	0- 0	0- 0	AWAY	0- 0	0- 1	0- 1				
0- 0	0- 0	0- 0	NEUTRAL	0- 0	0- 0	0- 0				

RPI 1-25				RPI 26-50				RPI 51-100				RPI 101+ Team's RPI: 235			
RPI	S	Opponent	Score	RPI	S	Opponent	Score	RPI	S	Opponent	Score	RPI	S	Opponent	Score
18	A	Florida St.	41 75	50	A	Colorado	44 66	84	H	North Florida	64 70	111	A	Liberty	76 85
								85	A	South Fla.	39 70	161	A	North Ala.	65 76
												179	H	Norfolk St.	64 71
												185	H	Bethune-Cookman	52 53
												231	H	Stetson	57 52
												293	H	Nicholls St.	72 55
												304	A	Jacksonville St.	55 40
												305	H	FIU	77 52
												324	A	Mercer	87 83
												330	H	NJIT	88 67
												335	H	USC Upstate	87 43
												350	A	Florida A&M	88 54
LAST 10 Division I															
				84	H	North Florida	64 70	324	A	Mercer	87 83				
				231	H	Stetson	57 52	304	A	Jacksonville St.	55 40				
				330	H	NJIT	88 67	350	A	Florida A&M	88 54				
				111	A	Liberty	76 85	305	H	FIU	77 52				
				161	A	North Ala.	65 76	185	H	Bethune-Cookman	52 53				

Non-Div I Games: Thomas (GA) 94 36 Johnson (FL) 114 35

Jacksonville

Loss, Non-Conf, S Site, H Home A Away N Neutral

Jacksonville St.

Through Games Of Jan. 22, 2020

Average RPI Win:	278	WON-LOST	WINNING	LAST 10	STRENGTH OF	OPP. STRENGTH	TEAM	ADJ.	CONF.	ADJ CONF.
Average RPI Loss:	198	RECORD	PCT. RANK	GAMES	SCHEDULE	OF SCHEDULE	RPI	RPI	RPI	RPI
DIV. I ONLY	5- 10	262	3-7	324	304	304	304	18	18	
DIV. I NON-CONF.	2- 7	288	0-4	318	277	337	337	21	21	
TOTALS	RPI 1-25	RPI 26-50	W-L RECORDS	RPI 51-100	RPI 101-150	RPI 150+				
5- 10	0- 0	0- 0	OVERALL	0- 2	0- 2	5- 6				
3- 2	0- 0	0- 0	HOME	0- 0	0- 1	3- 1				
2- 6	0- 0	0- 0	AWAY	0- 2	0- 1	2- 3				
0- 2	0- 0	0- 0	NEUTRAL	0- 0	0- 0	0- 2				
2- 7	0- 0	0- 0	NON-CONFERENCE	0- 2	0- 1	2- 4				
2- 1	0- 0	0- 0	HOME	0- 0	0- 0	2- 1				
0- 4	0- 0	0- 0	AWAY	0- 2	0- 1	0- 1				
0- 2	0- 0	0- 0	NEUTRAL	0- 0	0- 0	0- 2				
3- 3	0- 0	0- 0	CONFERENCE	0- 0	0- 1	3- 2				
1- 1	0- 0	0- 0	HOME	0- 0	0- 1	1- 0				
2- 2	0- 0	0- 0	AWAY	0- 0	0- 0	2- 2				
0- 0	0- 0	0- 0	NEUTRAL	0- 0	0- 0	0- 0				

RPI 1-25			RPI 26-50			RPI 51-100			RPI 101+			Team's RPI: 304
RPI	S	Opponent	Score	RPI	S	Opponent	Score	RPI	S	Opponent	Score	
						61 A Vanderbilt	66 88	146 A Auburn		53 62		
						72 A Troy	64 94	149 H Austin Peay		57 63		
								205 H Murray St.		68 51		
								225 N Northern Ky.		63 66		
								235 H Jacksonville		40 55		
								251 A Eastern Ill.		52 55		
								252 H Lipscomb		65 63		
								258 A Eastern Ky.		43 33		
								263 A Morehead St.		48 67		
								265 N Oakland		55 61		
								310 A Alabama St.		63 68		
								325 A SIUE		53 44		
								350 H Florida A&M		72 67		
LAST 10 Division I												
325 A SIUE			53 44	263 A Morehead St.			48 67					
251 A Eastern Ill.			52 55	146 A Auburn			53 62					
149 H Austin Peay			57 63	235 H Jacksonville			40 55					
205 H Murray St.			68 51	265 N Oakland			55 61					
258 A Eastern Ky.			43 33	225 N Northern Ky.			63 66					

Non-Div I Games: Clark Atlanta 75 46 Fort Valley St. 87 65

Jacksonville St.

Loss, Non-Conf, S Site, H Home A Away N Neutral

Average RPI Win:	164	WON-LOST	WINNING	LAST 10	STRENGTH OF	OPP. STRENGTH	TEAM	ADJ.	CONF.	ADJ CONF.
Average RPI Loss:	76	RECORD	PCT. RANK	GAMES	SCHEDULE	OF SCHEDULE	RPI	RPI	RPI	RPI
DIV. I ONLY	13- 3	31	8-2	137	68	44	44	14	14	
DIV. I NON-CONF.	9- 2	39	4-1	136	11	39	39	13	13	
TOTALS	RPI 1-25	RPI 26-50	W-L RECORDS	RPI 51-100	RPI 101-150	RPI 150+				
13- 3	0- 1	1- 1	OVERALL	2- 0	3- 0	7- 1				
7- 1	0- 1	1- 0	HOME	0- 0	3- 0	3- 0				
5- 2	0- 0	0- 1	AWAY	1- 0	0- 0	4- 1				
1- 0	0- 0	0- 0	NEUTRAL	1- 0	0- 0	0- 0				
9- 2	0- 1	1- 1	NON-CONFERENCE	2- 0	2- 0	4- 0				
5- 1	0- 1	1- 0	HOME	0- 0	2- 0	2- 0				
3- 1	0- 0	0- 1	AWAY	1- 0	0- 0	2- 0				
1- 0	0- 0	0- 0	NEUTRAL	1- 0	0- 0	0- 0				
4- 1	0- 0	0- 0	CONFERENCE	0- 0	1- 0	3- 1				
2- 0	0- 0	0- 0	HOME	0- 0	1- 0	1- 0				
2- 1	0- 0	0- 0	AWAY	0- 0	0- 0	2- 1				
0- 0	0- 0	0- 0	NEUTRAL	0- 0	0- 0	0- 0				

RPI 1-25				RPI 26-50				Team's RPI: 44				RPI 51-100				RPI 101+			
RPI	S	Opponent	Score	RPI	S	Opponent	Score	RPI	S	Opponent	Score	RPI	S	Opponent	Score	RPI	S	Opponent	Score
16	H	Maryland	68 70	34	A	Virginia	49 55	64	N	UCF	46 43	105	H	Elon	61 48				
				47	H	St. John's (NY)	76 73	91	A	Villanova	56 52	111	H	Liberty	76 53				
												131	H	Robert Morris	59 32				
												153	A	George Washington	69 50				
												157	H	William & Mary	84 70				
												177	A	Towson	75 76				
												237	A	Georgetown	66 59				
												242	A	UNCW	66 58				
												243	A	Col. of Charleston	87 53				
												261	H	Delaware St.	83 64				
												289	H	Longwood	93 53				
LAST 10 Division I																			
243	A	Col. of Charleston	87 53	131	H	Robert Morris	59 32												
242	A	UNCW	66 58	153	A	George Washington	69 50												
177	A	Towson	75 76	261	H	Delaware St.	83 64												
105	H	Elon	61 48	64	N	UCF	46 43												
157	H	William & Mary	84 70	34	A	Virginia	49 55												

Non-Div I Games:

James Madison

■ Loss,
■ Non-Conf, S Site,
■ Home
■ Away
N Neutral

Kansas

Through Games Of Jan. 22, 2020

Average RPI Win:	219	WON-LOST	WINNING	LAST 10	STRENGTH OF	OPP. STRENGTH	TEAM	ADJ.	CONF.	ADJ CONF.
Average RPI Loss:	32	RECORD	PCT. RANK	GAMES	SCHEDULE	OF SCHEDULE	RPI	RPI	RPI	RPI
DIV. I ONLY	12- 5	62	5-5	104	115	76	76	3	3	
DIV. I NON-CONF.	11- 0	1	4-0	300	245	62	62	4	4	
TOTALS	RPI 1-25	RPI 26-50	W-L RECORDS	RPI 51-100	RPI 101-150	RPI 150+				
12- 5	0- 1	0- 4	OVERALL	0- 0	3- 0	9- 0				
9- 2	0- 1	0- 1	HOME	0- 0	1- 0	8- 0				
2- 3	0- 0	0- 3	AWAY	0- 0	1- 0	1- 0				
1- 0	0- 0	0- 0	NEUTRAL	0- 0	1- 0	0- 0				
11- 0	0- 0	0- 0	NON-CONFERENCE	0- 0	3- 0	8- 0				
8- 0	0- 0	0- 0	HOME	0- 0	1- 0	7- 0				
2- 0	0- 0	0- 0	AWAY	0- 0	1- 0	1- 0				
1- 0	0- 0	0- 0	NEUTRAL	0- 0	1- 0	0- 0				
1- 5	0- 1	0- 4	CONFERENCE	0- 0	0- 0	1- 0				
1- 2	0- 1	0- 1	HOME	0- 0	0- 0	1- 0				
0- 3	0- 0	0- 3	AWAY	0- 0	0- 0	0- 0				
0- 0	0- 0	0- 0	NEUTRAL	0- 0	0- 0	0- 0				

RPI 1-25				RPI 26-50				RPI 51-100				RPI 101+			
RPI	S	Opponent	Score	RPI	S	Opponent	Score	RPI	S	Opponent	Score	RPI	S	Opponent	Score
11	H	Baylor	47 90	26	A	TCU	59 73					102	A	Saint Louis	68 60
				36	A	Oklahoma St.	49 67					133	N	Wright St.	74 63
				42	H	West Virginia	49 68					141	H	Florida	76 66
				45	A	Texas	77 85					169	H	Texas Tech	67 50
												178	H	Saint Mary's (CA)	86 81
												193	A	Fla. Atlantic	90 60
												230	H	UMass Lowell	79 44
												272	H	Indiana St.	84 72
												278	H	Omaha	63 48
												294	H	Texas St.	68 48
												298	H	Wofford	83 64
												343	H	UIC	91 50
LAST 10 Division I															
				45	A	Texas	77 85	36	A	Oklahoma St.	49 67				
				169	H	Texas Tech	67 50	298	H	Wofford	83 64				
				11	H	Baylor	47 90	102	A	Saint Louis	68 60				
				26	A	TCU	59 73	178	H	Saint Mary's (CA)	86 81				
				42	H	West Virginia	49 68	141	H	Florida	76 66				

Non-Div I Games:

Kansas

Loss, Non-Conf, S Site, H Home A Away N Neutral

Average RPI Win:	272	WON-LOST	WINNING	LAST 10	STRENGTH OF	OPP. STRENGTH	TEAM	ADJ.	CONF.	ADJ CONF.
Average RPI Loss:	67	RECORD	PCT. RANK	GAMES	SCHEDULE	OF SCHEDULE	RPI	RPI	RPI	RPI
DIV. I ONLY	7- 9	208	4-6	80	135	180	180	3	3	
DIV. I NON-CONF.	6- 5	151	3-2	199	248	190	190	4	4	
TOTALS	RPI 1-25	RPI 26-50	W-L RECORDS	RPI 51-100	RPI 101-150	RPI 150+				
7- 9	0- 1	0- 4	OVERALL	0- 2	0- 1	7- 1				
5- 4	0- 0	0- 3	HOME	0- 0	0- 1	5- 0				
2- 3	0- 1	0- 1	AWAY	0- 1	0- 0	2- 0				
0- 2	0- 0	0- 0	NEUTRAL	0- 1	0- 0	0- 1				
6- 5	0- 1	0- 1	NON-CONFERENCE	0- 1	0- 1	6- 1				
5- 1	0- 0	0- 0	HOME	0- 0	0- 1	5- 0				
1- 2	0- 1	0- 1	AWAY	0- 0	0- 0	1- 0				
0- 2	0- 0	0- 0	NEUTRAL	0- 1	0- 0	0- 1				
1- 4	0- 0	0- 3	CONFERENCE	0- 1	0- 0	1- 0				
0- 3	0- 0	0- 3	HOME	0- 0	0- 0	0- 0				
1- 1	0- 0	0- 0	AWAY	0- 1	0- 0	1- 0				
0- 0	0- 0	0- 0	NEUTRAL	0- 0	0- 0	0- 0				

RPI 1-25				RPI 26-50				RPI 51-100				RPI 101+ Team's RPI: 180			
RPI	S	Opponent	Score	RPI	S	Opponent	Score	RPI	S	Opponent	Score	RPI	S	Opponent	Score
7	A	Oregon	51 89	36	H	Oklahoma St.	63 70	66	A	Iowa St.	59 73	120	H	UT Arlington	53 57
				37	A	Arkansas	72 81	80	N	Michigan St.	60 65	168	N	Memphis	68 72
				42	H	West Virginia	63 74					169	A	Texas Tech	76 72
				45	H	Texas	63 71					228	A	UMKC	74 67
												255	H	Oral Roberts	109 69
												278	H	Omaha	73 48
												311	H	Incarnate Word	85 41
												322	H	UTRGV	79 66
												343	H	UIC	84 40
LAST 10 Division I															
				66	A	Iowa St.	59 73	322	H	UTRGV	79 66				
				45	H	Texas	63 71	7	A	Oregon	51 89				
				36	H	Oklahoma St.	63 70	228	A	UMKC	74 67				
				169	A	Texas Tech	76 72	37	A	Arkansas	72 81				
				42	H	West Virginia	63 74	311	H	Incarnate Word	85 41				

Non-Div I Games:

Kansas St.

■ Loss,
■ Non-Conf,
■ S Site,
■ H Home
■ A Away
N Neutral

Kennesaw St.

Through Games Of Jan. 22, 2020

Average RPI Win:	276	WON-LOST	WINNING	LAST 10	STRENGTH OF	OPP. STRENGTH	TEAM	ADJ.	CONF.	ADJ CONF.
Average RPI Loss:	122	RECORD	PCT. RANK	GAMES	SCHEDULE	OF SCHEDULE	RPI	RPI	RPI	RPI
DIV. I ONLY	7- 8	198	3-7	298	137	221	221	16	16	
DIV. I NON-CONF.	5- 5	164	1-4	284	193	200	200	16	16	
TOTALS	RPI 1-25	RPI 26-50	W-L RECORDS	RPI 51-100	RPI 101-150	RPI 150+				
7- 8	0- 0	0- 2	OVERALL	0- 2	0- 2	7- 2				
2- 3	0- 0	0- 1	HOME	0- 1	0- 0	2- 1				
4- 5	0- 0	0- 1	AWAY	0- 1	0- 2	4- 1				
1- 0	0- 0	0- 0	NEUTRAL	0- 0	0- 0	1- 0				
5- 5	0- 0	0- 1	NON-CONFERENCE	0- 1	0- 2	5- 1				
2- 1	0- 0	0- 1	HOME	0- 0	0- 0	2- 0				
2- 4	0- 0	0- 0	AWAY	0- 1	0- 2	2- 1				
1- 0	0- 0	0- 0	NEUTRAL	0- 0	0- 0	1- 0				
2- 3	0- 0	0- 1	CONFERENCE	0- 1	0- 0	2- 1				
0- 2	0- 0	0- 0	HOME	0- 1	0- 0	0- 1				
2- 1	0- 0	0- 1	AWAY	0- 0	0- 0	2- 0				
0- 0	0- 0	0- 0	NEUTRAL	0- 0	0- 0	0- 0				

RPI S	Opponent	Score	RPI S	Opponent	Score	RPI S	Opponent	Score	RPI S	Opponent	Score	Team's RPI: 221
30	A FGCU	63 80	40	H Georgia Tech	47 63	84	H North Florida	55 64	103	A Duquesne	72 75	
						89	A Georgia	65 80	138	A Campbell	51 63	
									166	H Samford	60 55	
									231	H Stetson	61 67	
									242	A UNCW	58 56	
									252	A Lipscomb	74 66	
									262	A Navy	62 82	
									295	A Ga. Southern	95 69	
									321	N UMBC	59 44	
									324	H Mercer	92 64	
									330	A NJIT	77 64	
LAST 10 Division I												
30	A FGCU	63 80	103	A Duquesne	72 75							
330	A NJIT	77 64	40	H Georgia Tech	47 63							
252	A Lipscomb	74 66	321	N UMBC	59 44							
84	H North Florida	55 64	262	A Navy	62 82							
231	H Stetson	61 67	138	A Campbell	51 63							

Non-Div I Games: Middle Ga. St. 88 49

Kennesaw St.

Loss, Non-Conf, S Site, H Home A Away N Neutral

Average RPI Win:	205	WON-LOST	WINNING	LAST 10	STRENGTH OF	OPP. STRENGTH	TEAM	ADJ.	CONF.	ADJ CONF.
Average RPI Loss:	71	RECORD	PCT. RANK	GAMES	SCHEDULE	OF SCHEDULE	RPI	RPI	RPI	RPI
DIV. I ONLY	9- 6	118	6-4	144	97	107	107	10	10	
DIV. I NON-CONF.	6- 4	122	3-2	119	99	103	103	10	10	
TOTALS	RPI 1-25	RPI 26-50	W-L RECORDS	RPI 51-100	RPI 101-150	RPI 150+				
9- 6	0- 1	0- 1	OVERALL	0- 3	3- 0	6- 1				
3- 2	0- 0	0- 1	HOME	0- 0	2- 0	1- 1				
4- 2	0- 1	0- 0	AWAY	0- 1	1- 0	3- 0				
2- 2	0- 0	0- 0	NEUTRAL	0- 2	0- 0	2- 0				
6- 4	0- 1	0- 1	NON-CONFERENCE	0- 2	2- 0	4- 0				
2- 1	0- 0	0- 1	HOME	0- 0	1- 0	1- 0				
2- 1	0- 1	0- 0	AWAY	0- 0	1- 0	1- 0				
2- 2	0- 0	0- 0	NEUTRAL	0- 2	0- 0	2- 0				
3- 2	0- 0	0- 0	CONFERENCE	0- 1	1- 0	2- 1				
1- 1	0- 0	0- 0	HOME	0- 0	1- 0	0- 1				
2- 1	0- 0	0- 0	AWAY	0- 1	0- 0	2- 0				
0- 0	0- 0	0- 0	NEUTRAL	0- 0	0- 0	0- 0				

RPI 1-25				RPI 26-50				RPI 51-100				RPI 101+ Team's RPI: 107			
RPI	S	Opponent	Score	RPI	S	Opponent	Score	RPI	S	Opponent	Score	RPI	S	Opponent	Score
25	A	Purdue	64 77	28	H	Ohio St.	65 75	55	N	Michigan	53 88	103	A	Duquesne	77 75
								67	A	Ball St.	62 66	131	H	Robert Morris	82 81
								72	N	Troy	64 71	145	H	Western Mich.	75 63
												164	A	Youngstown St.	82 73
												181	H	Eastern Mich.	69 74
												194	A	Miami (OH)	78 75
												195	A	Northern Ill.	79 71
												290	H	St. Bonaventure	81 58
												295	N	Ga. Southern	62 48
												329	N	Purdue Fort Wayne	75 67
LAST 10 Division I															
194	A	Miami (OH)	78 75	72	N	Troy	64 71	295	N	Ga. Southern	62 48				
195	A	Northern Ill.	79 71	25	A	Purdue	64 77	290	H	St. Bonaventure	81 58				
145	H	Western Mich.	75 63	131	H	Robert Morris	82 81								
181	H	Eastern Mich.	69 74												
67	A	Ball St.	62 66												

Non-Div I Games: Hiram

92 36

Kent St.

Average RPI Win:	143	WON-LOST	WINNING	LAST 10	STRENGTH OF	OPP. STRENGTH	TEAM	ADJ.	CONF.	ADJ CONF.
Average RPI Loss:	9	RECORD	PCT. RANK	GAMES	SCHEDULE	OF SCHEDULE	RPI	RPI	RPI	RPI
DIV. I ONLY	15- 3	21	7-3	36	32	20	20	4	4	
DIV. I NON-CONF.	11- 1	13	3-1	173	32	41	41	5	5	
TOTALS	RPI 1-25	RPI 26-50	W-L RECORDS	RPI 51-100	RPI 101-150	RPI 150+				
15- 3	1- 3	1- 0	OVERALL	4- 0	3- 0	6- 0				
10- 1	1- 1	0- 0	HOME	2- 0	1- 0	6- 0				
5- 2	0- 2	1- 0	AWAY	2- 0	2- 0	0- 0				
0- 0	0- 0	0- 0	NEUTRAL	0- 0	0- 0	0- 0				
11- 1	0- 1	1- 0	NON-CONFERENCE	2- 0	2- 0	6- 0				
8- 1	0- 1	0- 0	HOME	1- 0	1- 0	6- 0				
3- 0	0- 0	1- 0	AWAY	1- 0	1- 0	0- 0				
0- 0	0- 0	0- 0	NEUTRAL	0- 0	0- 0	0- 0				
4- 2	1- 2	0- 0	CONFERENCE	2- 0	1- 0	0- 0				
2- 0	1- 0	0- 0	HOME	1- 0	0- 0	0- 0				
2- 2	0- 2	0- 0	AWAY	1- 0	1- 0	0- 0				
0- 0	0- 0	0- 0	NEUTRAL	0- 0	0- 0	0- 0				

RPI	S	Opponent	Score	RPI	S	Opponent	Score	RPI	S	Opponent	Score	RPI	S	Opponent	Score
1	H	Louisville	66 67	34	A	Virginia	50 47	52	A	Middle Tenn.	67 52	101	A	California	63 61
2	A	South Carolina	72 99					59	H	Charlotte	86 39	141	A	Florida	65 45
19	H	Texas A&M	76 54					62	H	Tennessee	80 76	149	H	Austin Peay	81 52
24	A	LSU	59 65					63	A	Alabama	81 71	166	H	Samford	79 49
LAST 10 Division I															
24	A	LSU	59 65	2	A	South Carolina	72 99	101	A	California	63 61	1	H	Louisville	66 67
19	H	Texas A&M	76 54	141	A	Florida	65 45	1	H	Winthrop	91 36	253	H	Winthrop	91 36
63	A	Alabama	81 71	62	H	Tennessee	80 76	166	H	Samford	79 49	263	H	Morehead St.	79 54
												337	H	Grambling	81 35

Non-Div I Games:

Kentucky

■ Loss,
 ■ Non-Conf, S Site,
 ■ Home
 ■ Away
 N Neutral

Average RPI Win:	332	WON-LOST	WINNING	LAST 10	STRENGTH OF	OPP. STRENGTH	TEAM	ADJ.	CONF.	ADJ CONF.
Average RPI Loss:	245	RECORD	PCT. RANK	GAMES	SCHEDULE	OF SCHEDULE	RPI	RPI	RPI	RPI
DIV. I ONLY	3- 14	318	2-8	328	350	348	348	29	29	
DIV. I NON-CONF.	1- 10	329	0-4	259	351	342	342	30	30	
TOTALS	RPI 1-25	RPI 26-50	W-L RECORDS	RPI 51-100	RPI 101-150	RPI 150+				
3- 14	0- 0	0- 0	OVERALL	0- 1	0- 1	3- 12				
3- 6	0- 0	0- 0	HOME	0- 1	0- 0	3- 5				
0- 8	0- 0	0- 0	AWAY	0- 0	0- 1	0- 7				
0- 0	0- 0	0- 0	NEUTRAL	0- 0	0- 0	0- 0				
1- 10	0- 0	0- 0	NON-CONFERENCE	0- 1	0- 1	1- 8				
1- 6	0- 0	0- 0	HOME	0- 1	0- 0	1- 5				
0- 4	0- 0	0- 0	AWAY	0- 0	0- 1	0- 3				
0- 0	0- 0	0- 0	NEUTRAL	0- 0	0- 0	0- 0				
2- 4	0- 0	0- 0	CONFERENCE	0- 0	0- 0	2- 4				
2- 0	0- 0	0- 0	HOME	0- 0	0- 0	2- 0				
0- 4	0- 0	0- 0	AWAY	0- 0	0- 0	0- 4				
0- 0	0- 0	0- 0	NEUTRAL	0- 0	0- 0	0- 0				

RPI S	Opponent	Score	RPI S	Opponent	Score	RPI S	Opponent	Score	RPI S	Opponent	Score	Team's RPI: 348
						93 H	Stony Brook	49 80	140 A	Rhode Island	56 79	
									187 H	Cleveland St.	49 79	
									212 A	Mt. St. Mary's	57 75	
									222 A	Lafayette	60 65	
									230 A	UMass Lowell	56 65	
									245 H	Fairfield	51 53	
									269 A	Wagner	61 63	
									273 H	Vermont	62 73	
									283 A	Army West Point	60 67	
									306 A	St. Francis Brooklyn	63 88	
									312 H	N.C. Central	59 61	
									315 H	Hofstra	85 46	
									319 A	Bryant	53 57	
									336 H	Fairleigh Dickinson	68 63	
									340 H	Saint Peter's	74 89	
									345 H	Central Conn. St.	63 61	
LAST 10 Division I												
			269 A	Wagner	61 63		212 A	Mt. St. Mary's	57 75			
			319 A	Bryant	53 57		312 H	N.C. Central	59 61			
			345 H	Central Conn. St.	63 61		273 H	Vermont	62 73			
			336 H	Fairleigh Dickinson	68 63		230 A	UMass Lowell	56 65			
			306 A	St. Francis Brooklyn	63 88		283 A	Army West Point	60 67			

Non-Div I Games:

LIU Brooklyn

■ Loss,
 ■ Non-Conf,
 S Site,
 ■ Home
 ■ Away
 N Neutral

Average RPI Win:	219	WON-LOST	WINNING	LAST 10	STRENGTH OF	OPP. STRENGTH	TEAM	ADJ.	CONF.	ADJ CONF.
Average RPI Loss:	148	RECORD	PCT. RANK	GAMES	SCHEDULE	OF SCHEDULE	RPI	RPI	RPI	RPI
DIV. I ONLY	6- 13	267	4-6	202	128	257	257	11	11	
DIV. I NON-CONF.	3- 9	279	1-2	210	167	282	282	11	11	
TOTALS	RPI 1-25	RPI 26-50	W-L RECORDS	RPI 51-100	RPI 101-150	RPI 150+				
6- 13	0- 1	0- 1	OVERALL	0- 2	0- 2	6- 7				
3- 6	0- 0	0- 1	HOME	0- 1	0- 0	3- 4				
3- 5	0- 1	0- 0	AWAY	0- 0	0- 1	3- 3				
0- 2	0- 0	0- 0	NEUTRAL	0- 1	0- 1	0- 0				
3- 9	0- 1	0- 1	NON-CONFERENCE	0- 1	0- 1	3- 5				
1- 4	0- 0	0- 1	HOME	0- 0	0- 0	1- 3				
2- 3	0- 1	0- 0	AWAY	0- 0	0- 0	2- 2				
0- 2	0- 0	0- 0	NEUTRAL	0- 1	0- 1	0- 0				
3- 4	0- 0	0- 0	CONFERENCE	0- 1	0- 1	3- 2				
2- 2	0- 0	0- 0	HOME	0- 1	0- 0	2- 1				
1- 2	0- 0	0- 0	AWAY	0- 0	0- 1	1- 1				
0- 0	0- 0	0- 0	NEUTRAL	0- 0	0- 0	0- 0				

RPI 1-25				RPI 26-50				RPI 51-100				RPI 101+ Team's RPI: 257			
RPI	S	Opponent	Score	RPI	S	Opponent	Score	RPI	S	Opponent	Score	RPI	S	Opponent	Score
9	A	UCLA	52 74	46	H	Yale	65 81	65	H	BYU	44 59	112	N	Providence	45 48
								67	N	Ball St.	72 77	119	A	Pacific	67 76
												151	H	San Diego	59 67
												167	H	Santa Clara	75 59
												178	A	Saint Mary's (CA)	70 86
												183	A	New Mexico	73 72
												188	H	Hawaii	65 51
												203	A	Tulsa	56 75
												220	H	Cal St. Fullerton	74 79
												233	H	San Francisco	76 69
												237	H	Georgetown	53 64
												256	H	CSUN	54 56
												260	A	Pepperdine	84 77
												264	A	UC Irvine	65 80
												281	A	Long Beach St.	70 57
LAST 10 Division I															
260	A	Pepperdine	84 77	151	H	San Diego	59 67								
167	H	Santa Clara	75 59	65	H	BYU	44 59								
233	H	San Francisco	76 69	112	N	Providence	45 48								
178	A	Saint Mary's (CA)	70 86	183	A	New Mexico	73 72								
119	A	Pacific	67 76	67	N	Ball St.	72 77								

Non-Div I Games: Cal St. San B'dino 94 46

LMU (CA)

■ Loss,
 ■ Non-Conf, S Site,
 ■ Home
 ■ Away
 N Neutral

Average RPI Win:	145	WON-LOST	WINNING	LAST 10	STRENGTH OF	OPP. STRENGTH	TEAM	ADJ.	CONF.	ADJ CONF.
Average RPI Loss:	53	RECORD	PCT. RANK	GAMES	SCHEDULE	OF SCHEDULE	RPI	RPI	RPI	RPI
DIV. I ONLY	14- 4	38	7-3	49	26	24	24	4	4	
DIV. I NON-CONF.	10- 2	30	3-1	94	58	30	30	5	5	
TOTALS	RPI 1-25	RPI 26-50	W-L RECORDS	RPI 51-100	RPI 101-150	RPI 150+				
14- 4	2- 2	2- 1	OVERALL	2- 0	2- 1	6- 0				
8- 1	1- 1	1- 0	HOME	1- 0	1- 0	4- 0				
4- 3	1- 1	1- 1	AWAY	0- 0	1- 1	1- 0				
2- 0	0- 0	0- 0	NEUTRAL	1- 0	0- 0	1- 0				
10- 2	0- 1	2- 1	NON-CONFERENCE	1- 0	2- 0	5- 0				
5- 1	0- 1	1- 0	HOME	0- 0	1- 0	3- 0				
3- 1	0- 0	1- 1	AWAY	0- 0	1- 0	1- 0				
2- 0	0- 0	0- 0	NEUTRAL	1- 0	0- 0	1- 0				
4- 2	2- 1	0- 0	CONFERENCE	1- 0	0- 1	1- 0				
3- 0	1- 0	0- 0	HOME	1- 0	0- 0	1- 0				
1- 2	1- 1	0- 0	AWAY	0- 0	0- 1	0- 0				
0- 0	0- 0	0- 0	NEUTRAL	0- 0	0- 0	0- 0				

RPI 1-25				RPI 26-50				RPI 51-100				RPI 101+			
RPI	S	Opponent	Score	RPI	S	Opponent	Score	RPI	S	Opponent	Score	RPI	S	Opponent	Score
14	A	Mississippi St.	60 64	30	A	FGCU	74 63	63	H	Alabama	71 60	118	A	Tulane	59 54
18	H	Florida St.	62 70	31	A	Oklahoma	68 90	80	N	Michigan St.	58 56	137	H	New Orleans	83 49
19	A	Texas A&M	57 54	35	H	Rutgers	64 58					147	A	Missouri	65 69
20	H	Kentucky	65 59									168	N	Memphis	89 58
												202	A	Little Rock	65 50
												240	H	Southeastern La.	62 52
												275	H	Ole Miss	52 44
												293	H	Nicholls St.	63 32
												350	H	Florida A&M	73 45
LAST 10 Division I															
20	H	Kentucky	65 59	63	H	Alabama	71 60								
14	A	Mississippi St.	60 64	350	H	Florida A&M	73 45								
275	H	Ole Miss	52 44	30	A	FGCU	74 63								
19	A	Texas A&M	57 54	31	A	Oklahoma	68 90								
147	A	Missouri	65 69	293	H	Nicholls St.	63 32								

Non-Div I Games:

LSU

Average RPI Win:	243	WON-LOST	WINNING	LAST 10	STRENGTH OF	OPP. STRENGTH	TEAM	ADJ.	CONF.	ADJ CONF.
Average RPI Loss:	115	RECORD	PCT. RANK	GAMES	SCHEDULE	OF SCHEDULE	RPI	RPI	RPI	RPI
DIV. I ONLY	7- 11	231	1-9	109	217	199	199	12	12	
DIV. I NON-CONF.	6- 7	182	0-5	138	259	172	172	12	12	
TOTALS	RPI 1-25	RPI 26-50	W-L RECORDS	RPI 51-100	RPI 101-150	RPI 150+				
7- 11	0- 0	0- 0	OVERALL	0- 5	1- 5	6- 1				
3- 6	0- 0	0- 0	HOME	0- 3	1- 3	2- 0				
3- 5	0- 0	0- 0	AWAY	0- 2	0- 2	3- 1				
1- 0	0- 0	0- 0	NEUTRAL	0- 0	0- 0	1- 0				
6- 7	0- 0	0- 0	NON-CONFERENCE	0- 4	1- 2	5- 1				
2- 4	0- 0	0- 0	HOME	0- 2	1- 2	1- 0				
3- 3	0- 0	0- 0	AWAY	0- 2	0- 0	3- 1				
1- 0	0- 0	0- 0	NEUTRAL	0- 0	0- 0	1- 0				
1- 4	0- 0	0- 0	CONFERENCE	0- 1	0- 3	1- 0				
1- 2	0- 0	0- 0	HOME	0- 1	0- 1	1- 0				
0- 2	0- 0	0- 0	AWAY	0- 0	0- 2	0- 0				
0- 0	0- 0	0- 0	NEUTRAL	0- 0	0- 0	0- 0				

RPI 1-25				RPI 26-50				RPI 51-100				RPI 101+				Team's RPI: 199	
RPI	S	Opponent	Score	RPI	S	Opponent	Score	RPI	S	Opponent	Score	RPI	S	Opponent	Score		
								56	H	Temple	69	72	102	H	Saint Louis	61	77
								87	H	Dayton	58	98	103	A	Duquesne	56	82
								88	A	Rider	43	70	123	H	Penn	49	65
								90	A	Drexel	31	69	131	H	Robert Morris	68	71
								91	H	Villanova	69	77	132	A	Massachusetts	62	76
													144	H	Harvard	75	69
													179	A	Norfolk St.	55	52
													189	A	Penn St.	69	67
													234	A	Howard	78	62
													262	A	Navy	46	61
													290	H	St. Bonaventure	67	61
													321	N	UMBC	74	58
													342	H	Coppin St.	79	46
LAST 10 Division I																	
				290	H	St. Bonaventure	67	61	56	H	Temple	69	72				
				132	A	Massachusetts	62	76	91	H	Villanova	69	77				
				103	A	Duquesne	56	82	90	A	Drexel	31	69				
				102	H	Saint Louis	61	77	88	A	Rider	43	70				
				87	H	Dayton	58	98	123	H	Penn	49	65				

Non-Div I Games:

La Salle

■ Loss,
 ■ Non-Conf,
 ■ S Site,
 ■ H Home
 ■ A Away
 N Neutral

Average RPI Win:	326	WON-LOST	WINNING	LAST 10	STRENGTH OF	OPP. STRENGTH	TEAM	ADJ.	CONF.	ADJ CONF.
Average RPI Loss:	231	RECORD	PCT. RANK	GAMES	SCHEDULE	OF SCHEDULE	RPI	RPI	RPI	RPI
DIV. I ONLY	3- 14	318	2-8	340	331	346	346	22	22	
DIV. I NON-CONF.	2- 9	304	1-3	346	341	350	350	22	22	
TOTALS	RPI 1-25	RPI 26-50	W-L RECORDS	RPI 51-100	RPI 101-150	RPI 150+				
3- 14	0- 0	0- 0	OVERALL	0- 1	0- 2	3- 11				
2- 4	0- 0	0- 0	HOME	0- 1	0- 0	2- 3				
1- 10	0- 0	0- 0	AWAY	0- 0	0- 2	1- 8				
0- 0	0- 0	0- 0	NEUTRAL	0- 0	0- 0	0- 0				
2- 9	0- 0	0- 0	NON-CONFERENCE	0- 0	0- 1	2- 8				
2- 3	0- 0	0- 0	HOME	0- 0	0- 0	2- 3				
0- 6	0- 0	0- 0	AWAY	0- 0	0- 1	0- 5				
0- 0	0- 0	0- 0	NEUTRAL	0- 0	0- 0	0- 0				
1- 5	0- 0	0- 0	CONFERENCE	0- 1	0- 1	1- 3				
0- 1	0- 0	0- 0	HOME	0- 1	0- 0	0- 0				
1- 4	0- 0	0- 0	AWAY	0- 0	0- 1	1- 3				
0- 0	0- 0	0- 0	NEUTRAL	0- 0	0- 0	0- 0				

RPI S	Opponent	Score	RPI S	Opponent	Score	RPI S	Opponent	Score	RPI S	Opponent	Score	Team's RPI: 346
						72	H Troy	65 72	120	A UT Arlington	34 72	
									142	A Tennessee Tech	68 75	
									169	A Texas Tech	38 83	
									175	H Southern Miss.	42 57	
									240	H Southeastern La.	52 65	
									246	A North Texas	51 63	
									247	A South Alabama	63 72	
									275	A Ole Miss	42 66	
									293	A Nicholls St.	59 74	
									294	A Texas St.	58 55	
									295	A Ga. Southern	47 64	
									314	H Houston Baptist	65 72	
									316	A Georgia St.	52 68	
									326	A McNeese	69 72	
									334	H Northwestern St.	63 54	
									351	H Mississippi Val.	74 66	
LAST 10 Division I												
			120	A UT Arlington	34 72		295	A Ga. Southern	47 64			
			294	A Texas St.	58 55		351	H Mississippi Val.	74 66			
			247	A South Alabama	63 72		169	A Texas Tech	38 83			
			72	H Troy	65 72		246	A North Texas	51 63			
			316	A Georgia St.	52 68		293	A Nicholls St.	59 74			

Non-Div I Games:

La.-Monroe

■ Loss,
 ■ Non-Conf,
 ■ S Site,
 ■ H Home
 ■ A Away
 N Neutral

Lafayette

Through Games Of Jan. 22, 2020

Average RPI Win:	283	WON-LOST	WINNING	LAST 10	STRENGTH OF	OPP. STRENGTH	TEAM	ADJ.	CONF.	ADJ CONF.
Average RPI Loss:	140	RECORD	PCT. RANK	GAMES	SCHEDULE	OF SCHEDULE	RPI	RPI	RPI	RPI
DIV. I ONLY	8- 9	192	4-6	241	286	222	222	15	15	
DIV. I NON-CONF.	4- 6	212	0-3	274	334	289	289	15	15	
TOTALS	RPI 1-25	RPI 26-50	W-L RECORDS	RPI 51-100	RPI 101-150	RPI 150+				
8- 9	0- 0	0- 2	OVERALL	0- 2	0- 2	8- 3				
6- 2	0- 0	0- 0	HOME	0- 0	0- 1	6- 1				
2- 7	0- 0	0- 2	AWAY	0- 2	0- 1	2- 2				
0- 0	0- 0	0- 0	NEUTRAL	0- 0	0- 0	0- 0				
4- 6	0- 0	0- 1	NON-CONFERENCE	0- 1	0- 1	4- 3				
3- 2	0- 0	0- 0	HOME	0- 0	0- 1	3- 1				
1- 4	0- 0	0- 1	AWAY	0- 1	0- 0	1- 2				
0- 0	0- 0	0- 0	NEUTRAL	0- 0	0- 0	0- 0				
4- 3	0- 0	0- 1	CONFERENCE	0- 1	0- 1	4- 0				
3- 0	0- 0	0- 0	HOME	0- 0	0- 0	3- 0				
1- 3	0- 0	0- 1	AWAY	0- 1	0- 1	1- 0				
0- 0	0- 0	0- 0	NEUTRAL	0- 0	0- 0	0- 0				

RPI S	Opponent	Score	RPI S	Opponent	Score	RPI S	Opponent	Score	RPI S	Opponent	Score	Team's RPI: 222
47	A St. John's (NY)	44 76	48	A Bucknell	36 50	57	A Seton Hall	50 74	103	H Duquesne	65 73	
						95	A Colgate	52 73	108	A Holy Cross	56 57	
									196	A Binghamton	64 74	
									210	H Boston U.	59 57	
									213	H Manhattan	60 53	
									262	H Navy	79 52	
									283	A Army West Point	57 52	
									285	A Monmouth	44 52	
									288	H Loyola Maryland	55 52	
									320	A Albany (NY)	54 47	
									321	H UMBC	58 65	
									336	H Fairleigh Dickinson	61 29	
									348	H LIU Brooklyn	65 60	
LAST 10 Division I												
283	A Army West Point	57 52	48	A Bucknell	36 50	210	H Boston U.	59 57				
262	H Navy	79 52				321	H UMBC	58 65				
95	A Colgate	52 73	57	A Seton Hall	50 74							
288	H Loyola Maryland	55 52	285	A Monmouth	44 52							
108	A Holy Cross	56 57										

Non-Div I Games:

Lafayette

Loss, Non-Conf, S Site, H Home A Away N Neutral

Lamar University

Through Games Of Jan. 22, 2020

Average RPI Win:	267	WON-LOST	WINNING	LAST 10	STRENGTH OF	OPP. STRENGTH	TEAM	ADJ.	CONF.	ADJ CONF.
Average RPI Loss:	138	RECORD	PCT. RANK	GAMES	SCHEDULE	OF SCHEDULE	RPI	RPI	RPI	RPI
DIV. I ONLY	6- 10	241	5-5	168	257	219	219	24	24	
DIV. I NON-CONF.	2- 5	259	1-0	25	152	153	153	23	23	
TOTALS	RPI 1-25	RPI 26-50	W-L RECORDS	RPI 51-100	RPI 101-150	RPI 150+				
6- 10	0- 2	0- 1	OVERALL	0- 1	1- 3	5- 3				
3- 3	0- 0	0- 0	HOME	0- 0	0- 2	3- 1				
2- 7	0- 2	0- 1	AWAY	0- 1	0- 1	2- 2				
1- 0	0- 0	0- 0	NEUTRAL	0- 0	1- 0	0- 0				
2- 5	0- 2	0- 1	NON-CONFERENCE	0- 0	1- 1	1- 1				
1- 1	0- 0	0- 0	HOME	0- 0	0- 1	1- 0				
0- 4	0- 2	0- 1	AWAY	0- 0	0- 0	0- 1				
1- 0	0- 0	0- 0	NEUTRAL	0- 0	1- 0	0- 0				
4- 5	0- 0	0- 0	CONFERENCE	0- 1	0- 2	4- 2				
2- 2	0- 0	0- 0	HOME	0- 0	0- 1	2- 1				
2- 3	0- 0	0- 0	AWAY	0- 1	0- 1	2- 1				
0- 0	0- 0	0- 0	NEUTRAL	0- 0	0- 0	0- 0				

RPI 1-25				RPI 26-50				RPI 51-100				RPI 101+ Team's RPI: 219			
RPI	S	Opponent	Score	RPI	S	Opponent	Score	RPI	S	Opponent	Score	RPI	S	Opponent	Score
11	A	Baylor	28 90	36	A	Oklahoma St.	53 74	94	A	Abilene Christian	72 78	122	N	Idaho	47 44
15	A	NC State	40 81									130	H	Louisiana	63 74
												137	H	New Orleans	57 62
												148	A	A&M-Corpus Christi	39 49
												159	A	Sam Houston St.	47 68
												240	A	Southeastern La.	65 57
												293	A	Nicholls St.	84 78
												296	H	Denver	71 59
												311	H	Incarnate Word	48 67
												314	H	Houston Baptist	60 53
												334	H	Northwestern St.	61 58
												339	A	Cal Poly	56 57
LAST 10 Division I															
311	H	Incarnate Word	48 67	94	A	Abilene Christian	72 78								
148	A	A&M-Corpus Christi	39 49	137	H	New Orleans	57 62								
159	A	Sam Houston St.	47 68	334	H	Northwestern St.	61 58								
314	H	Houston Baptist	60 53	240	A	Southeastern La.	65 57								
293	A	Nicholls St.	84 78	296	H	Denver	71 59								

Non-Div I Games: Howard Payne 96 36 LeTourneau 90 38

Lamar University

Loss, Non-Conf, S Site, H Home A Away N Neutral

Average RPI Win: 230	WON-LOST	WINNING	LAST 10	STRENGTH OF	OPP. STRENGTH	TEAM	ADJ.	CONF.	ADJ CONF.
Average RPI Loss: 83	RECORD	PCT. RANK	GAMES	SCHEDULE	OF SCHEDULE	RPI	RPI	RPI	RPI
DIV. I ONLY	12- 5	62	7-3	229	166	117	117	15	15
DIV. I NON-CONF.	7- 3	80	2-1	221	202	97	97	15	15
TOTALS	RPI 1-25	RPI 26-50	W-L RECORDS	RPI 51-100	RPI 101-150	RPI 150+			
12- 5	0- 0	0- 1	OVERALL	1- 2	0- 2	11- 0			
5- 2	0- 0	0- 1	HOME	1- 0	0- 1	4- 0			
7- 1	0- 0	0- 0	AWAY	0- 1	0- 0	7- 0			
0- 2	0- 0	0- 0	NEUTRAL	0- 1	0- 1	0- 0			
7- 3	0- 0	0- 0	NON-CONFERENCE	1- 2	0- 1	6- 0			
3- 0	0- 0	0- 0	HOME	1- 0	0- 0	2- 0			
4- 1	0- 0	0- 0	AWAY	0- 1	0- 0	4- 0			
0- 2	0- 0	0- 0	NEUTRAL	0- 1	0- 1	0- 0			
5- 2	0- 0	0- 1	CONFERENCE	0- 0	0- 1	5- 0			
2- 2	0- 0	0- 1	HOME	0- 0	0- 1	2- 0			
3- 0	0- 0	0- 0	AWAY	0- 0	0- 0	3- 0			
0- 0	0- 0	0- 0	NEUTRAL	0- 0	0- 0	0- 0			

RPI 1-25				RPI 26-50				RPI 51-100				RPI 101+				Team's RPI: 117	
RPI	S	Opponent	Score	RPI	S	Opponent	Score	RPI	S	Opponent	Score	RPI	S	Opponent	Score		
				48	H	Bucknell	50 71	57	H	Seton Hall	75 68	108	H	Holy Cross	57 74		
								67	N	Ball St.	52 54	124	N	Fordham	57 59		
								70	A	Minnesota	49 77	153	H	George Washington	59 53		
												170	A	Merrimack	72 68		
												197	A	American	64 63		
												210	H	Boston U.	51 34		
												212	A	Mt. St. Mary's	66 65		
												261	A	Delaware St.	68 38		
												262	A	Navy	60 53		
												262	H	Navy	70 40		
												288	A	Loyola Maryland	55 53		
												340	A	Saint Peter's	80 71		
												345	H	Central Conn. St.	70 51		
LAST 10 Division I																	
				108	H	Holy Cross	57 74	288	A	Loyola Maryland	55 53						
				48	H	Bucknell	50 71	262	H	Navy	70 40						
				262	A	Navy	60 53	340	A	Saint Peter's	80 71						
				197	A	American	64 63	70	A	Minnesota	49 77						
				210	H	Boston U.	51 34	212	A	Mt. St. Mary's	66 65						

Non-Div I Games: Bloomsburg 91 43

Lehigh

Liberty

Through Games Of Jan. 22, 2020

Average RPI Win:	217	WON-LOST	WINNING	LAST 10	STRENGTH OF	OPP. STRENGTH	TEAM	ADJ.	CONF.	ADJ CONF.
Average RPI Loss:	104	RECORD	PCT. RANK	GAMES	SCHEDULE	OF SCHEDULE	RPI	RPI	RPI	RPI
DIV. I ONLY	10- 8	150	8-2	88	183	111	111	16	16	
DIV. I NON-CONF.	7- 6	161	5-0	78	158	99	99	16	16	
TOTALS	RPI 1-25	RPI 26-50	W-L RECORDS	RPI 51-100	RPI 101-150	RPI 150+				
10- 8	0- 1	0- 3	OVERALL	1- 0	0- 1	9- 3				
3- 4	0- 0	0- 0	HOME	0- 0	0- 1	3- 3				
5- 3	0- 0	0- 3	AWAY	0- 0	0- 0	5- 0				
2- 1	0- 1	0- 0	NEUTRAL	1- 0	0- 0	1- 0				
7- 6	0- 1	0- 2	NON-CONFERENCE	1- 0	0- 1	6- 2				
1- 3	0- 0	0- 0	HOME	0- 0	0- 1	1- 2				
4- 2	0- 0	0- 2	AWAY	0- 0	0- 0	4- 0				
2- 1	0- 1	0- 0	NEUTRAL	1- 0	0- 0	1- 0				
3- 2	0- 0	0- 1	CONFERENCE	0- 0	0- 0	3- 1				
2- 1	0- 0	0- 0	HOME	0- 0	0- 0	2- 1				
1- 1	0- 0	0- 1	AWAY	0- 0	0- 0	1- 0				
0- 0	0- 0	0- 0	NEUTRAL	0- 0	0- 0	0- 0				

RPI S	Opponent	Score	RPI S	Opponent	Score	RPI S	Opponent	Score	RPI S	Opponent	Score	Team's RPI: 111
10 N	Oregon St.	55 68	29 A	Virginia Tech	69 73	75 N	Bradley	75 63	125 H	UNC Greensboro	53 58	
			30 A	FGCU	57 64				161 H	North Ala.	71 76	
			44 A	James Madison	53 76				172 A	Hampton	83 59	
									179 A	Norfolk St.	67 48	
									194 N	Miami (OH)	65 53	
									201 H	Chattanooga	54 71	
									227 A	Saint Francis (PA)	71 52	
									228 A	UMKC	68 44	
									232 H	ETSU	62 63	
									235 H	Jacksonville	85 76	
									252 H	Lipscomb	64 60	
									282 H	East Carolina	81 66	
									330 A	NJIT	67 53	
LAST 10 Division I												
252 H	Lipscomb	64 60	228 A	UMKC	68 44							
161 H	North Ala.	71 76	75 N	Bradley	75 63							
235 H	Jacksonville	85 76	227 A	Saint Francis (PA)	71 52							
30 A	FGCU	57 64	172 A	Hampton	83 59							
330 A	NJIT	67 53	282 H	East Carolina	81 66							

Non-Div I Games:

Liberty

Loss, Non-Conf, S Site, H Home A Away N Neutral

Average RPI Win:	279	WON-LOST	WINNING	LAST 10	STRENGTH OF	OPP. STRENGTH	TEAM	ADJ.	CONF.	ADJ CONF.
Average RPI Loss:	135	RECORD	PCT. RANK	GAMES	SCHEDULE	OF SCHEDULE	RPI	RPI	RPI	RPI
DIV. I ONLY	4- 14	305	3-7	114	258	252	252	16	16	
DIV. I NON-CONF.	2- 10	313	1-3	109	279	283	283	16	16	
TOTALS	RPI 1-25	RPI 26-50	W-L RECORDS	RPI 51-100	RPI 101-150	RPI 150+				
4- 14	0- 0	0- 1	OVERALL	0- 6	0- 2	4- 5				
1- 5	0- 0	0- 0	HOME	0- 1	0- 0	1- 4				
3- 7	0- 0	0- 1	AWAY	0- 3	0- 2	3- 1				
0- 2	0- 0	0- 0	NEUTRAL	0- 2	0- 0	0- 0				
2- 10	0- 0	0- 0	NON-CONFERENCE	0- 6	0- 1	2- 3				
1- 3	0- 0	0- 0	HOME	0- 1	0- 0	1- 2				
1- 5	0- 0	0- 0	AWAY	0- 3	0- 1	1- 1				
0- 2	0- 0	0- 0	NEUTRAL	0- 2	0- 0	0- 0				
2- 4	0- 0	0- 1	CONFERENCE	0- 0	0- 1	2- 2				
0- 2	0- 0	0- 0	HOME	0- 0	0- 0	0- 2				
2- 2	0- 0	0- 1	AWAY	0- 0	0- 1	2- 0				
0- 0	0- 0	0- 0	NEUTRAL	0- 0	0- 0	0- 0				

RPI	S	Opponent	Score	RPI	S	Opponent	Score	RPI	S	Opponent	Score	RPI	S	Opponent	Score	Team's RPI: 252
30	A	FGCU	56 82	52	A	Middle Tenn.	49 70	111	A	Liberty	60 64	142	A	Tennessee Tech	58 78	
				68	A	UT Martin	67 83	161	H	North Ala.	72 84	205	H	Murray St.	57 67	
				78	N	Marist	63 74	221	H	Kennesaw St.	66 74	225	H	Northern Ky.	71 69	
				86	H	Belmont	68 69	231	A	Stetson	65 59	251	H	Eastern Ill.	56 66	
				87	A	Dayton	60 82	304	A	Jacksonville St.	63 65	330	A	NJIT	65 57	
				88	N	Rider	76 81	331	A	Tennessee St.	74 64					
LAST 10 Division I																
330	A	NJIT	65 57	30	A	FGCU	56 82	142	A	Tennessee Tech	58 78	68	A	UT Martin	67 83	
111	A	Liberty	60 64	86	H	Belmont	68 69	221	H	Kennesaw St.	66 74	231	A	Stetson	65 59	
221	H	Kennesaw St.	66 74	331	A	Tennessee St.	74 64									
161	H	North Ala.	72 84													
231	A	Stetson	65 59													

Non-Div I Games: Queens (NC) 86 45

Lipscomb

■ Loss,
 ■ Non-Conf,
 ■ S Site,
 ■ H Home
 ■ A Away
 N Neutral

Little Rock

Through Games Of Jan. 22, 2020

Average RPI Win:	260	WON-LOST	WINNING	LAST 10	STRENGTH OF	OPP. STRENGTH	TEAM	ADJ.	CONF.	ADJ CONF.
Average RPI Loss:	100	RECORD	PCT. RANK	GAMES	SCHEDULE	OF SCHEDULE	RPI	RPI	RPI	RPI
DIV. I ONLY	6- 11	255	5-5	77	139	202	202	22	22	
DIV. I NON-CONF.	2- 9	304	1-3	36	56	225	225	22	22	
TOTALS	RPI 1-25	RPI 26-50	W-L RECORDS	RPI 51-100	RPI 101-150	RPI 150+				
6- 11	0- 3	0- 2	OVERALL	0- 0	0- 3	6- 3				
5- 4	0- 1	0- 0	HOME	0- 0	0- 1	5- 2				
1- 7	0- 2	0- 2	AWAY	0- 0	0- 2	1- 1				
0- 0	0- 0	0- 0	NEUTRAL	0- 0	0- 0	0- 0				
2- 9	0- 3	0- 2	NON-CONFERENCE	0- 0	0- 1	2- 3				
2- 3	0- 1	0- 0	HOME	0- 0	0- 0	2- 2				
0- 6	0- 2	0- 2	AWAY	0- 0	0- 1	0- 1				
0- 0	0- 0	0- 0	NEUTRAL	0- 0	0- 0	0- 0				
4- 2	0- 0	0- 0	CONFERENCE	0- 0	0- 2	4- 0				
3- 1	0- 0	0- 0	HOME	0- 0	0- 1	3- 0				
1- 1	0- 0	0- 0	AWAY	0- 0	0- 1	1- 0				
0- 0	0- 0	0- 0	NEUTRAL	0- 0	0- 0	0- 0				

RPI 1-25				RPI 26-50				RPI 51-100				RPI 101+ Team's RPI: 202			
RPI	S	Opponent	Score	RPI	S	Opponent	Score	RPI	S	Opponent	Score	RPI	S	Opponent	Score
14	A	Mississippi St.	50 89	32	A	Western Ky.	58 77					106	H	Coastal Caro.	48 68
19	A	Texas A&M	35 78	37	A	Arkansas	53 86					120	A	UT Arlington	58 65
24	H	LSU	50 65									126	A	Rice	40 66
												168	H	Memphis	50 68
												193	A	Fla. Atlantic	72 79
												203	H	Tulsa	63 51
												211	H	Central Ark.	63 48
												238	H	Arkansas St.	67 58
												259	H	Louisiana Tech	38 43
												294	A	Texas St.	78 66
												295	H	Ga. Southern	58 46
												316	H	Georgia St.	66 46
LAST 10 Division I															
238	H	Arkansas St.	67 58	294	A	Texas St.	78 66								
106	H	Coastal Caro.	48 68	14	A	Mississippi St.	50 89								
316	H	Georgia St.	66 46	37	A	Arkansas	53 86								
295	H	Ga. Southern	58 46	168	H	Memphis	50 68								
120	A	UT Arlington	58 65	203	H	Tulsa	63 51								

Non-Div I Games:

Little Rock

Loss, Non-Conf, S Site, H Home A Away N Neutral

Average RPI Win:	265	WON-LOST	WINNING	LAST 10	STRENGTH OF	OPP. STRENGTH	TEAM	ADJ.	CONF.	ADJ CONF.
Average RPI Loss:	181	RECORD	PCT. RANK	GAMES	SCHEDULE	OF SCHEDULE	RPI	RPI	RPI	RPI
DIV. I ONLY	6- 10	241	5-5	296	197	281	281	26	26	
DIV. I NON-CONF.	4- 8	235	3-3	282	138	280	280	26	26	
TOTALS	RPI 1-25	RPI 26-50	W-L RECORDS	RPI 51-100	RPI 101-150	RPI 150+				
6- 10	0- 2	0- 0	OVERALL	0- 1	0- 1	6- 6				
3- 3	0- 1	0- 0	HOME	0- 0	0- 0	3- 2				
1- 7	0- 1	0- 0	AWAY	0- 1	0- 1	1- 4				
2- 0	0- 0	0- 0	NEUTRAL	0- 0	0- 0	2- 0				
4- 8	0- 2	0- 0	NON-CONFERENCE	0- 1	0- 1	4- 4				
1- 3	0- 1	0- 0	HOME	0- 0	0- 0	1- 2				
1- 5	0- 1	0- 0	AWAY	0- 1	0- 1	1- 2				
2- 0	0- 0	0- 0	NEUTRAL	0- 0	0- 0	2- 0				
2- 2	0- 0	0- 0	CONFERENCE	0- 0	0- 0	2- 2				
2- 0	0- 0	0- 0	HOME	0- 0	0- 0	2- 0				
0- 2	0- 0	0- 0	AWAY	0- 0	0- 0	0- 2				
0- 0	0- 0	0- 0	NEUTRAL	0- 0	0- 0	0- 0				

RPI 1-25				RPI 26-50				RPI 51-100				RPI 101+ Team's RPI: 281			
RPI	S	Opponent	Score	RPI	S	Opponent	Score	RPI	S	Opponent	Score	RPI	S	Opponent	Score
7	H	Oregon	45 81					82	A	Southern California	40 57	101	A	California	45 68
9	A	UCLA	51 86									167	A	Santa Clara	54 46
												189	N	Penn St.	64 56
												220	A	Cal St. Fullerton	65 69
												224	A	UC Davis	55 57
												256	H	CSUN	60 52
												257	H	LMU (CA)	57 70
												276	H	Utah St.	48 56
												297	A	California Baptist	70 79
												317	H	Air Force	74 68
												322	N	UTRGV	69 65
												339	H	Cal Poly	72 69
												341	A	Seattle U	54 66
LAST 10 Division I															
256	H	CSUN	60 52	322	N	UTRGV	69 65								
224	A	UC Davis	55 57	317	H	Air Force	74 68								
220	A	Cal St. Fullerton	65 69	7	H	Oregon	45 81								
339	H	Cal Poly	72 69	341	A	Seattle U	54 66								
82	A	Southern California	40 57	167	A	Santa Clara	54 46								

Non-Div I Games: Westcliff 94 47 Bethesda (CA) 90 43

Long Beach St.

Loss, Non-Conf, S Site, H Home A Away N Neutral

Average RPI Win:	280	WON-LOST	WINNING	LAST 10	STRENGTH OF	OPP. STRENGTH	TEAM	ADJ.	CONF.	ADJ CONF.
Average RPI Loss:	203	RECORD	PCT. RANK	GAMES	SCHEDULE	OF SCHEDULE	RPI	RPI	RPI	RPI
DIV. I ONLY	8- 9	192	6-4	335	279	289	289	27	27	
DIV. I NON-CONF.	4- 5	195	2-0	323	203	277	277	28	28	
TOTALS	RPI 1-25	RPI 26-50	W-L RECORDS	RPI 51-100	RPI 101-150	RPI 150+				
8- 9	0- 0	0- 1	OVERALL	0- 0	0- 2	8- 6				
5- 4	0- 0	0- 0	HOME	0- 0	0- 1	5- 3				
3- 5	0- 0	0- 1	AWAY	0- 0	0- 1	3- 3				
0- 0	0- 0	0- 0	NEUTRAL	0- 0	0- 0	0- 0				
4- 5	0- 0	0- 1	NON-CONFERENCE	0- 0	0- 1	4- 3				
3- 1	0- 0	0- 0	HOME	0- 0	0- 0	3- 1				
1- 4	0- 0	0- 1	AWAY	0- 0	0- 1	1- 2				
0- 0	0- 0	0- 0	NEUTRAL	0- 0	0- 0	0- 0				
4- 4	0- 0	0- 0	CONFERENCE	0- 0	0- 1	4- 3				
2- 3	0- 0	0- 0	HOME	0- 0	0- 1	2- 2				
2- 1	0- 0	0- 0	AWAY	0- 0	0- 0	2- 1				
0- 0	0- 0	0- 0	NEUTRAL	0- 0	0- 0	0- 0				

RPI 1-25			RPI 26-50			RPI 51-100			RPI 101+ Team's RPI: 289		
RPI	S	Opponent	Score	RPI	S	Opponent	Score	RPI	S	Opponent	Score
				44	A	James Madison	53 93	138	H	Campbell	55 70
								141	A	Florida	54 71
								179	A	Norfolk St.	46 49
								218	H	Gardner-Webb	80 70
								226	H	Brown	86 76
								241	H	High Point	69 76
								242	H	UNCW	59 58
								248	H	Radford	61 62
								253	A	Winthrop	63 74
								261	H	Delaware St.	78 62
								282	H	East Carolina	61 64
								298	A	Wofford	76 79
								300	A	Presbyterian	71 60
								323	A	UMES	71 62
								332	H	Charleston So.	84 64
								335	A	USC Upstate	70 62
LAST 10 Division I											
253	A	Winthrop	63 74	138	H	Campbell	55 70				
241	H	High Point	69 76	300	A	Presbyterian	71 60				
248	H	Radford	61 62	218	H	Gardner-Webb	80 70				
335	A	USC Upstate	70 62	323	A	UMES	71 62				
332	H	Charleston So.	84 64	261	H	Delaware St.	78 62				

Non-Div I Games:

Longwood

■ Loss,
 ■ Non-Conf, S Site,
 ■ Home
 ■ Away
 N Neutral

RPI 1-25				RPI 26-50				RPI 51-100				RPI 101+				Team's RPI: 130	
RPI	S	Opponent	Score	RPI	S	Opponent	Score	RPI	S	Opponent	Score	RPI	S	Opponent	Score		
14	H	Mississippi St.	48 64					72	A	Troy	79 73	120	A	UT Arlington	52 79		
												137	A	New Orleans	65 60		
												159	A	Sam Houston St.	73 77		
												163	A	Jackson St.	54 65		
												219	A	Lamar University	74 63		
												240	H	Southeastern La.	60 50		
												246	A	North Texas	66 69		
												247	H	South Alabama	73 68		
												275	A	Ole Miss	53 42		
												294	A	Texas St.	73 67		
												295	A	Ga. Southern	67 83		
												316	A	Georgia St.	75 65		
												326	H	McNeese	75 55		
EAST 10 Division I																	
				294	A	Texas St.	73 67	316	A	Georgia St.	75 65						
				120	A	UT Arlington	52 79	163	A	Jackson St.	54 65						
				72	A	Troy	79 73	275	A	Ole Miss	53 42						
				247	H	South Alabama	73 68	14	H	Mississippi St.	48 64						
				295	A	Ga. Southern	67 83	246	A	North Texas	66 69						

Page 149

Average RPI Win:	246	WON-LOST	WINNING	LAST 10	STRENGTH OF	OPP. STRENGTH	TEAM	ADJ.	CONF.	ADJ CONF.
Average RPI Loss:	203	RECORD	PCT. RANK	GAMES	SCHEDULE	OF SCHEDULE	RPI	RPI	RPI	RPI
DIV. I ONLY	7- 7	173	5-5	309	215	259	259	13	13	
DIV. I NON-CONF.	6- 3	90	4-1	336	204	232	232	14	14	
TOTALS	RPI 1-25	RPI 26-50	W-L RECORDS	RPI 51-100	RPI 101-150	RPI 150+				
7- 7	0- 0	0- 0	OVERALL	0- 0	0- 1	7- 6				
6- 2	0- 0	0- 0	HOME	0- 0	0- 0	6- 2				
1- 5	0- 0	0- 0	AWAY	0- 0	0- 1	1- 4				
0- 0	0- 0	0- 0	NEUTRAL	0- 0	0- 0	0- 0				
6- 3	0- 0	0- 0	NON-CONFERENCE	0- 0	0- 0	6- 3				
5- 1	0- 0	0- 0	HOME	0- 0	0- 0	5- 1				
1- 2	0- 0	0- 0	AWAY	0- 0	0- 0	1- 2				
0- 0	0- 0	0- 0	NEUTRAL	0- 0	0- 0	0- 0				
1- 4	0- 0	0- 0	CONFERENCE	0- 0	0- 1	1- 3				
1- 1	0- 0	0- 0	HOME	0- 0	0- 0	1- 1				
0- 3	0- 0	0- 0	AWAY	0- 0	0- 1	0- 2				
0- 0	0- 0	0- 0	NEUTRAL	0- 0	0- 0	0- 0				

RPI 1-25			RPI 26-50			RPI 51-100			RPI 101+			Team's RPI: 259
RPI	S	Opponent	Score	RPI	S	Opponent	Score	RPI	S	Opponent	Score	
								126	A	Rice	47	60
								152	H	Wichita St.	80	88
								158	A	Houston	53	67
								168	H	Memphis	83	74
								175	A	Southern Miss.	60	66
								202	A	Little Rock	43	38
								208	H	UTEP	87	80
								238	H	Arkansas St.	67	54
								240	H	Southeastern La.	92	78
								246	A	North Texas	69	74
								275	A	Ole Miss	53	76
								291	H	UTSA	73	82
								326	H	McNeese	79	54
								337	H	Grambling	70	66
LAST 10 Division I												
246	A	North Texas	69	74	238	H	Arkansas St.	67	54			
126	A	Rice	47	60	337	H	Grambling	70	66			
208	H	UTEP	87	80	240	H	Southeastern La.	92	78			
291	H	UTSA	73	82	158	A	Houston	53	67			
175	A	Southern Miss.	60	66	326	H	McNeese	79	54			

Non-Div I Games: Loyola (LA) 71 52 LSU-Alexandria 93 61

Louisiana Tech

Loss, Non-Conf, S Site, H Home A Away N Neutral

Louisville

Through Games Of Jan. 22, 2020

Average RPI Win:	90	WON-LOST	WINNING	LAST 10	STRENGTH OF	OPP. STRENGTH	TEAM	ADJ.	CONF.	ADJ CONF.
Average RPI Loss:	28	RECORD	PCT. RANK	GAMES	SCHEDULE	OF SCHEDULE	RPI	RPI	RPI	RPI
DIV. I ONLY	18- 1	1	10-0	16	4	1	1	5	5	
DIV. I NON-CONF.	11- 1	13	3-0	10	7	1	1	3	3	
TOTALS	RPI 1-25	RPI 26-50	W-L RECORDS	RPI 51-100	RPI 101-150	RPI 150+				
18- 1	3- 0	3- 1	OVERALL	7- 0	1- 0	4- 0				
8- 0	1- 0	2- 0	HOME	3- 0	0- 0	2- 0				
7- 1	1- 0	0- 1	AWAY	4- 0	0- 0	2- 0				
3- 0	1- 0	1- 0	NEUTRAL	0- 0	1- 0	0- 0				
11- 1	3- 0	2- 1	NON-CONFERENCE	2- 0	1- 0	3- 0				
5- 0	1- 0	1- 0	HOME	1- 0	0- 0	2- 0				
3- 1	1- 0	0- 1	AWAY	1- 0	0- 0	1- 0				
3- 0	1- 0	1- 0	NEUTRAL	0- 0	1- 0	0- 0				
7- 0	0- 0	1- 0	CONFERENCE	5- 0	0- 0	1- 0				
3- 0	0- 0	1- 0	HOME	2- 0	0- 0	0- 0				
4- 0	0- 0	0- 0	AWAY	3- 0	0- 0	1- 0				
0- 0	0- 0	0- 0	NEUTRAL	0- 0	0- 0	0- 0				

RPI 1-25				Team's RPI: 1				RPI 26-50				RPI 51-100				RPI 101+						
RPI	S	Opponent	Score					RPI	S	Opponent	Score					RPI	S	Opponent	Score			
7	N	Oregon	72	62				28	A	Ohio St.	60	67	54	A	Miami (FL)	87	41	120	N	UT Arlington	76	67
20	A	Kentucky	67	66				32	H	Western Ky.	75	56	58	H	Wake Forest	75	61	171	A	Clemson	75	50
22	H	Central Mich.	76	63				36	N	Oklahoma St.	69	48	68	A	UT Martin	71	63	201	H	Chattanooga	86	37
								49	H	Duke	60	55	73	A	North Carolina	74	67	205	H	Murray St.	76	40
													79	A	Boston College	81	70	225	A	Northern Ky.	85	57
													98	H	Syracuse	62	58					
													100	H	Boise St.	98	82					
LAST 10 Division I																						
								73	A	North Carolina	74	67	171	A	Clemson	75	50					
								79	A	Boston College	81	70	98	H	Syracuse	62	58					
								58	H	Wake Forest	75	61	68	A	UT Martin	71	63					
								54	A	Miami (FL)	87	41	20	A	Kentucky	67	66					
								49	H	Duke	60	55	225	A	Northern Ky.	85	57					

Non-Div I Games:

Louisville

■ Loss,
■ Non-Conf, S Site,
■ Home
■ Away
N Neutral

Average RPI Win:	228	WON-LOST	WINNING	LAST 10	STRENGTH OF	OPP. STRENGTH	TEAM	ADJ.	CONF.	ADJ CONF.
Average RPI Loss:	59	RECORD	PCT. RANK	GAMES	SCHEDULE	OF SCHEDULE	RPI	RPI	RPI	RPI
DIV. I ONLY	13- 4	42	6-4	197	174	99	99	7	7	
DIV. I NON-CONF.	9- 2	39	2-2	265	280	106	106	7	7	
TOTALS	RPI 1-25	RPI 26-50	W-L RECORDS	RPI 51-100	RPI 101-150	RPI 150+				
13- 4	0- 2	0- 0	OVERALL	2- 1	1- 1	10- 0				
5- 4	0- 2	0- 0	HOME	2- 1	0- 1	3- 0				
8- 0	0- 0	0- 0	AWAY	0- 0	1- 0	7- 0				
0- 0	0- 0	0- 0	NEUTRAL	0- 0	0- 0	0- 0				
9- 2	0- 1	0- 0	NON-CONFERENCE	0- 0	1- 1	8- 0				
3- 2	0- 1	0- 0	HOME	0- 0	0- 1	3- 0				
6- 0	0- 0	0- 0	AWAY	0- 0	1- 0	5- 0				
0- 0	0- 0	0- 0	NEUTRAL	0- 0	0- 0	0- 0				
4- 2	0- 1	0- 0	CONFERENCE	2- 1	0- 0	2- 0				
2- 2	0- 1	0- 0	HOME	2- 1	0- 0	0- 0				
2- 0	0- 0	0- 0	AWAY	0- 0	0- 0	2- 0				
0- 0	0- 0	0- 0	NEUTRAL	0- 0	0- 0	0- 0				

RPI 1-25				RPI 26-50				RPI 51-100				RPI 101+			
RPI	S	Opponent	Score	RPI	S	Opponent	Score	RPI	S	Opponent	Score	RPI	S	Opponent	Score
3	H	Missouri St.	72 74					69	H	Southern Ill.	51 49	127	A	Portland	78 64
13	H	DePaul	76 83					75	H	Bradley	47 60	145	H	Western Mich.	60 70
								77	H	Illinois St.	69 64	155	H	Dartmouth	61 40
												197	H	Bowling Green	84 76
												228	A	UMKC	72 67
												251	A	Eastern Ill.	67 51
												272	A	Indiana St.	58 51
												273	H	Vermont	78 76
												313	A	Detroit Mercy	89 60
												325	A	SIUE	63 50
												327	A	Evansville	71 61
												347	A	Chicago St.	98 53
LAST 10 Division I															
77	H	Illinois St.	69 64	3	H	Missouri St.	72 74	145	H	Western Mich.	60 70				
75	H	Bradley	47 60	13	H	DePaul	76 83	197	H	Bowling Green	84 76				
272	A	Indiana St.	58 51	325	A	SIUE	63 50								
327	A	Evansville	71 61												
69	H	Southern Ill.	51 49												

Non-Div I Games:

Loyola Chicago

■ Loss,
 ■ Non-Conf, S Site,
 ■ Home
 ■ Away
 N Neutral

Average RPI Win:	265	WON-LOST	WINNING	LAST 10	STRENGTH OF	OPP. STRENGTH	TEAM	ADJ.	CONF.	ADJ CONF.
Average RPI Loss:	156	RECORD	PCT. RANK	GAMES	SCHEDULE	OF SCHEDULE	RPI	RPI	RPI	RPI
DIV. I ONLY	4- 14	305	3-7	166	229	288	288	15	15	
DIV. I NON-CONF.	3- 8	268	2-1	184	237	259	259	15	15	
TOTALS	RPI 1-25	RPI 26-50	W-L RECORDS	RPI 51-100	RPI 101-150	RPI 150+				
4- 14	0- 2	0- 0	OVERALL	0- 1	0- 4	4- 7				
3- 4	0- 0	0- 0	HOME	0- 1	0- 2	3- 1				
1- 9	0- 2	0- 0	AWAY	0- 0	0- 1	1- 6				
0- 1	0- 0	0- 0	NEUTRAL	0- 0	0- 1	0- 0				
3- 8	0- 2	0- 0	NON-CONFERENCE	0- 0	0- 2	3- 4				
2- 1	0- 0	0- 0	HOME	0- 0	0- 0	2- 1				
1- 6	0- 2	0- 0	AWAY	0- 0	0- 1	1- 3				
0- 1	0- 0	0- 0	NEUTRAL	0- 0	0- 1	0- 0				
1- 6	0- 0	0- 0	CONFERENCE	0- 1	0- 2	1- 3				
1- 3	0- 0	0- 0	HOME	0- 1	0- 2	1- 0				
0- 3	0- 0	0- 0	AWAY	0- 0	0- 0	0- 3				
0- 0	0- 0	0- 0	NEUTRAL	0- 0	0- 0	0- 0				

RPI 1-25				RPI 26-50				RPI 51-100				RPI 101+ Team's RPI: 288			
RPI	S	Opponent	Score	RPI	S	Opponent	Score	RPI	S	Opponent	Score	RPI	S	Opponent	Score
16	A	Maryland	45 105					95	H	Colgate	74 76	108	H	Holy Cross	56 64
17	A	Northwestern	46 67									117	H	Lehigh	53 55
												121	A	Notre Dame	60 84
												133	N	Wright St.	51 66
												155	H	Dartmouth	72 56
												193	A	Fla. Atlantic	61 72
												197	A	American	44 63
												210	A	Boston U.	42 44
												212	A	Mt. St. Mary's	75 81
												222	A	Lafayette	52 55
												234	H	Howard	69 75
												283	H	Army West Point	68 59
												285	H	Monmouth	64 48
												306	A	St. Francis Brooklyn	78 89
												336	A	Fairleigh Dickinson	75 46
LAST 10 Division I															
197	A	American	44 63	117	H	Lehigh	53 55								
283	H	Army West Point	68 59	108	H	Holy Cross	56 64								
210	A	Boston U.	42 44	155	H	Dartmouth	72 56								
222	A	Lafayette	52 55	285	H	Monmouth	64 48								
95	H	Colgate	74 76	16	A	Maryland	45 105								

Non-Div I Games:

Loyola Maryland

■ Loss,
 ■ Non-Conf,
 S Site,
 ■ Home
 ■ Away
 N Neutral

Maine

Through Games Of Jan. 22, 2020

Average RPI Win: 273	WON-LOST	WINNING	LAST 10	STRENGTH OF	OPP. STRENGTH	TEAM	ADJ.	CONF.	ADJ CONF.
Average RPI Loss: 127	RECORD	PCT. RANK	GAMES	SCHEDULE	OF SCHEDULE	RPI	RPI	RPI	RPI
DIV. I ONLY	7- 13	260	5-5	142	241	229	229	28	28
DIV. I NON-CONF.	3- 10	282	1-2	92	150	243	243	29	29
TOTALS	RPI 1-25	RPI 26-50	W-L RECORDS	RPI 51-100	RPI 101-150	RPI 150+			
7- 13	0- 1	0- 2	OVERALL	0- 3	0- 2	7- 5			
5- 3	0- 0	0- 0	HOME	0- 0	0- 2	5- 1			
2- 7	0- 1	0- 0	AWAY	0- 2	0- 0	2- 4			
0- 3	0- 0	0- 2	NEUTRAL	0- 1	0- 0	0- 0			
3- 10	0- 1	0- 2	NON-CONFERENCE	0- 2	0- 2	3- 3			
2- 3	0- 0	0- 0	HOME	0- 0	0- 2	2- 1			
1- 4	0- 1	0- 0	AWAY	0- 1	0- 0	1- 2			
0- 3	0- 0	0- 2	NEUTRAL	0- 1	0- 0	0- 0			
4- 3	0- 0	0- 0	CONFERENCE	0- 1	0- 0	4- 2			
3- 0	0- 0	0- 0	HOME	0- 0	0- 0	3- 0			
1- 3	0- 0	0- 0	AWAY	0- 1	0- 0	1- 2			
0- 0	0- 0	0- 0	NEUTRAL	0- 0	0- 0	0- 0			

RPI 1-25				RPI 26-50				RPI 51-100				RPI 101+ Team's RPI: 229			
RPI	S	Opponent	Score	RPI	S	Opponent	Score	RPI	S	Opponent	Score	RPI	S	Opponent	Score
15	A	NC State	34 62	27	N	Arizona St.	31 57	87	N	Dayton	49 78	134	H	Northeastern	58 66
				38	N	Drake	62 94	90	A	Drexel	57 70	144	H	Harvard	40 69
								93	A	Stony Brook	69 73	155	A	Dartmouth	41 57
												182	H	Green Bay	61 60
												196	A	Binghamton	63 73
												210	H	Boston U.	49 62
												226	A	Brown	70 76
												230	A	UMass Lowell	57 66
												254	A	Delaware	69 56
												262	H	Navy	46 41
												273	A	Vermont	65 47
												279	H	New Hampshire	67 50
												320	H	Albany (NY)	60 49
												344	H	Hartford	87 73
LAST 10 Division I															
273	A	Vermont	65 47	93	A	Stony Brook	69 73								
196	A	Binghamton	63 73	344	H	Hartford	87 73								
230	A	UMass Lowell	57 66	90	A	Drexel	57 70								
320	H	Albany (NY)	60 49	134	H	Northeastern	58 66								
279	H	New Hampshire	67 50	182	H	Green Bay	61 60								

Non-Div I Games: Husson 104 43

Maine

 Loss,
 Non-Conf, S Site,
 Home
 Away
N Neutral

Average RPI Win:	283	WON-LOST	WINNING	LAST 10	STRENGTH OF	OPP. STRENGTH	TEAM	ADJ.	CONF.	ADJ CONF.
Average RPI Loss:	140	RECORD	PCT. RANK	GAMES	SCHEDULE	OF SCHEDULE	RPI	RPI	RPI	RPI
DIV. I ONLY	7- 9	208	5-5	198	316	213	213	25	25	
DIV. I NON-CONF.	3- 6	235	1-2	57	310	182	182	25	25	
TOTALS	RPI 1-25	RPI 26-50	W-L RECORDS	RPI 51-100	RPI 101-150	RPI 150+				
7- 9	0- 0	0- 0	OVERALL	0- 4	0- 2	7- 3				
4- 3	0- 0	0- 0	HOME	0- 1	0- 2	4- 0				
3- 6	0- 0	0- 0	AWAY	0- 3	0- 0	3- 3				
0- 0	0- 0	0- 0	NEUTRAL	0- 0	0- 0	0- 0				
3- 6	0- 0	0- 0	NON-CONFERENCE	0- 3	0- 2	3- 1				
2- 2	0- 0	0- 0	HOME	0- 0	0- 2	2- 0				
1- 4	0- 0	0- 0	AWAY	0- 3	0- 0	1- 1				
0- 0	0- 0	0- 0	NEUTRAL	0- 0	0- 0	0- 0				
4- 3	0- 0	0- 0	CONFERENCE	0- 1	0- 0	4- 2				
2- 1	0- 0	0- 0	HOME	0- 1	0- 0	2- 0				
2- 2	0- 0	0- 0	AWAY	0- 0	0- 0	2- 2				
0- 0	0- 0	0- 0	NEUTRAL	0- 0	0- 0	0- 0				

RPI 1-25				RPI 26-50				RPI 51-100				RPI 101+				Team's RPI: 213	
RPI	S	Opponent	Score	RPI	S	Opponent	Score	RPI	S	Opponent	Score	RPI	S	Opponent	Score		
								60	A	Nebraska	51	71	103	H	Duquesne	65	76
								78	H	Marist	66	71	124	H	Fordham	45	51
								91	A	Villanova	51	63	155	H	Dartmouth	70	58
								93	A	Stony Brook	54	59	204	A	Quinnipiac	58	70
													222	A	Lafayette	53	60
													223	H	Niagara	68	65
													283	H	Army West Point	86	56
													285	A	Monmouth	60	62
													309	A	Siena	80	50
													333	H	Canisius	68	50
													336	A	Fairleigh Dickinson	62	61
													340	A	Saint Peter's	85	52
LAST 10 Division I																	
				78	H	Marist	66	71		333	H	Canisius	68	50			
				309	A	Siena	80	50		60	A	Nebraska	51	71			
				204	A	Quinnipiac	58	70		285	A	Monmouth	60	62			
				340	A	Saint Peter's	85	52		283	H	Army West Point	86	56			
				223	H	Niagara	68	65		124	H	Fordham	45	51			

Non-Div I Games:

Manhattan

Average RPI Win: 222	WON-LOST	WINNING	LAST 10	STRENGTH OF	OPP. STRENGTH	TEAM	ADJ.	CONF.	ADJ CONF.
Average RPI Loss: 44	RECORD	PCT. RANK	GAMES	SCHEDULE	OF SCHEDULE	RPI	RPI	RPI	RPI
DIV. I ONLY	12- 3	33	7-3	190	205	78	78	25	25
DIV. I NON-CONF.	7- 2	56	2-2	98	73	49	49	25	25
TOTALS	RPI 1-25	RPI 26-50	W-L RECORDS	RPI 51-100	RPI 101-150	RPI 150+			
12- 3	0- 2	0- 0	OVERALL	1- 1	2- 0	9- 0			
5- 2	0- 1	0- 0	HOME	0- 1	1- 0	4- 0			
5- 1	0- 1	0- 0	AWAY	0- 0	1- 0	4- 0			
2- 0	0- 0	0- 0	NEUTRAL	1- 0	0- 0	1- 0			
7- 2	0- 2	0- 0	NON-CONFERENCE	1- 0	2- 0	4- 0			
3- 1	0- 1	0- 0	HOME	0- 0	1- 0	2- 0			
2- 1	0- 1	0- 0	AWAY	0- 0	1- 0	1- 0			
2- 0	0- 0	0- 0	NEUTRAL	1- 0	0- 0	1- 0			
5- 1	0- 0	0- 0	CONFERENCE	0- 1	0- 0	5- 0			
2- 1	0- 0	0- 0	HOME	0- 1	0- 0	2- 0			
3- 0	0- 0	0- 0	AWAY	0- 0	0- 0	3- 0			
0- 0	0- 0	0- 0	NEUTRAL	0- 0	0- 0	0- 0			

RPI 1-25				RPI 26-50				RPI 51-100				Team's RPI: 78		RPI 101+			
RPI	S	Opponent	Score	RPI	S	Opponent	Score	RPI	S	Opponent	Score			RPI	S	Opponent	Score
21	H	Princeton	50 62					84	N	North Florida	69 54			105	H	Elon	63 55
22	A	Central Mich.	54 77					88	H	Rider	72 76			120	A	UT Arlington	73 57
														182	H	Green Bay	72 60
														210	A	Boston U.	89 75
														213	A	Manhattan	71 66
														223	A	Niagara	94 67
														252	N	Lipscomb	74 63
														285	H	Monmouth	76 66
														320	H	Albany (NY)	76 52
														333	A	Canisius	90 59
														340	H	Saint Peter's	96 76
LAST 10 Division I																	
				213	A	Manhattan	71 66					285	H	Monmouth	76 66		
				88	H	Rider	72 76					120	A	UT Arlington	73 57		
				223	A	Niagara	94 67					182	H	Green Bay	72 60		
				333	A	Canisius	90 59					21	H	Princeton	50 62		
				340	H	Saint Peter's	96 76					22	A	Central Mich.	54 77		

Non-Div I Games:

Marist

■ Loss,
 ■ Non-Conf,
 ■ S Site,
 ■ H Home
 ■ A Away
 N Neutral

Average RPI Win:	161	WON-LOST	WINNING	LAST 10	STRENGTH OF	OPP. STRENGTH	TEAM	ADJ.	CONF.	ADJ CONF.
Average RPI Loss:	35	RECORD	PCT. RANK	GAMES	SCHEDULE	OF SCHEDULE	RPI	RPI	RPI	RPI
DIV. I ONLY	13- 5	57	7-3	65	44	39	39	6	6	
DIV. I NON-CONF.	9- 2	39	3-0	93	86	48	48	6	6	
TOTALS	RPI 1-25	RPI 26-50	W-L RECORDS	RPI 51-100	RPI 101-150	RPI 150+				
13- 5	0- 4	1- 0	OVERALL	4- 0	1- 1	7- 0				
6- 2	0- 2	1- 0	HOME	3- 0	0- 0	2- 0				
6- 3	0- 2	0- 0	AWAY	1- 0	1- 1	4- 0				
1- 0	0- 0	0- 0	NEUTRAL	0- 0	0- 0	1- 0				
9- 2	0- 2	0- 0	NON-CONFERENCE	3- 0	0- 0	6- 0				
4- 2	0- 2	0- 0	HOME	2- 0	0- 0	2- 0				
4- 0	0- 0	0- 0	AWAY	1- 0	0- 0	3- 0				
1- 0	0- 0	0- 0	NEUTRAL	0- 0	0- 0	1- 0				
4- 3	0- 2	1- 0	CONFERENCE	1- 0	1- 1	1- 0				
2- 0	0- 0	1- 0	HOME	1- 0	0- 0	0- 0				
2- 3	0- 2	0- 0	AWAY	0- 0	1- 1	1- 0				
0- 0	0- 0	0- 0	NEUTRAL	0- 0	0- 0	0- 0				

RPI 1-25				RPI 26-50				RPI 51-100				RPI 101+			
RPI	S	Opponent	Score	RPI	S	Opponent	Score	RPI	S	Opponent	Score	RPI	S	Opponent	Score
13	A	DePaul	71 89	47	H	St. John's (NY)	94 85	57	H	Seton Hall	81 60	109	A	Butler	55 61
14	H	Mississippi St.	68 74					77	H	Illinois St.	58 41	112	A	Providence	60 50
17	H	Northwestern	56 64					81	A	South Dakota St.	65 58	178	A	Saint Mary's (CA)	77 63
23	A	Creighton	62 72					86	H	Belmont	53 51	182	A	Green Bay	60 47
												203	N	Tulsa	61 60
												214	A	Xavier	80 60
												265	H	Morgan St.	70 48
												284	A	Milwaukee	78 56
												306	H	St. Francis Brooklyn	92 71
LAST 10 Division I															
214	A	Xavier	80 60	23	A	Creighton	62 72								
109	A	Butler	55 61	13	A	DePaul	71 89								
57	H	Seton Hall	81 60	86	H	Belmont	53 51								
47	H	St. John's (NY)	94 85	81	A	South Dakota St.	65 58								
112	A	Providence	60 50	284	A	Milwaukee	78 56								

Non-Div I Games:

Marquette

■ Loss,
■ Non-Conf,
■ S Site,
■ H Home
■ A Away
N Neutral

Marshall

Through Games Of Jan. 22, 2020

Average RPI Win:	239	WON-LOST	WINNING	LAST 10	STRENGTH OF	OPP. STRENGTH	TEAM	ADJ.	CONF.	ADJ CONF.
Average RPI Loss:	134	RECORD	PCT. RANK	GAMES	SCHEDULE	OF SCHEDULE	RPI	RPI	RPI	RPI
DIV. I ONLY	5- 10	262	3-7	220	117	244	244	13	13	
DIV. I NON-CONF.	3- 6	235	1-3	333	171	318	318	14	14	
TOTALS	RPI 1-25	RPI 26-50	W-L RECORDS	RPI 51-100	RPI 101-150	RPI 150+				
5- 10	0- 0	0- 2	OVERALL	0- 3	0- 1	5- 4				
3- 3	0- 0	0- 0	HOME	0- 1	0- 0	3- 2				
2- 7	0- 0	0- 2	AWAY	0- 2	0- 1	2- 2				
0- 0	0- 0	0- 0	NEUTRAL	0- 0	0- 0	0- 0				
3- 6	0- 0	0- 1	NON-CONFERENCE	0- 1	0- 0	3- 4				
2- 2	0- 0	0- 0	HOME	0- 0	0- 0	2- 2				
1- 4	0- 0	0- 1	AWAY	0- 1	0- 0	1- 2				
0- 0	0- 0	0- 0	NEUTRAL	0- 0	0- 0	0- 0				
2- 4	0- 0	0- 1	CONFERENCE	0- 2	0- 1	2- 0				
1- 1	0- 0	0- 0	HOME	0- 1	0- 0	1- 0				
1- 3	0- 0	0- 1	AWAY	0- 1	0- 1	1- 0				
0- 0	0- 0	0- 0	NEUTRAL	0- 0	0- 0	0- 0				

RPI 1-25				RPI 26-50				RPI 51-100				RPI 101+				Team's RPI: 244	
RPI	S	Opponent	Score	RPI	S	Opponent	Score	RPI	S	Opponent	Score	RPI	S	Opponent	Score		
				33	A	Old Dominion	46 57	52	H	Middle Tenn.	55 75	126	A	Rice	43 81		
				35	A	Rutgers	41 66	59	A	Charlotte	46 52	156	H	UAB	61 56		
								71	A	Ohio	51 67	177	A	Towson	56 59		
												179	H	Norfolk St.	75 69		
												197	H	Bowling Green	69 82		
												246	A	North Texas	68 59		
												265	H	Morgan St.	52 57		
												272	A	Indiana St.	72 60		
												327	A	Evansville	62 66		
												342	H	Coppin St.	60 47		
LAST 10 Division I																	
				33	A	Old Dominion	46 57	126	A	Rice	43 81						
				59	A	Charlotte	46 52	177	A	Towson	56 59						
				156	H	UAB	61 56	35	A	Rutgers	41 66						
				52	H	Middle Tenn.	55 75	197	H	Bowling Green	69 82						
				246	A	North Texas	68 59	272	A	Indiana St.	72 60						

Non-Div I Games: Alderson Broadus 85 41 Ky. Christian 89 40

Marshall

Loss, Non-Conf, S Site, H Home A Away N Neutral

Maryland

Through Games Of Jan. 22, 2020

Average RPI Win:	143	WON-LOST	WINNING	LAST 10	STRENGTH OF	OPP. STRENGTH	TEAM	ADJ.	CONF.	ADJ CONF.
Average RPI Loss:	10	RECORD	PCT. RANK	GAMES	SCHEDULE	OF SCHEDULE	RPI	RPI	RPI	RPI
DIV. I ONLY	14- 4	38	7-3	15	12	16	16	2	2	
DIV. I NON-CONF.	9- 2	39	2-1	116	66	45	45	2	2	
TOTALS	RPI 1-25	RPI 26-50	W-L RECORDS	RPI 51-100	RPI 101-150	RPI 150+				
14- 4	1- 4	2- 0	OVERALL	4- 0	0- 0	7- 0				
9- 1	1- 1	1- 0	HOME	2- 0	0- 0	5- 0				
3- 3	0- 3	1- 0	AWAY	1- 0	0- 0	1- 0				
2- 0	0- 0	0- 0	NEUTRAL	1- 0	0- 0	1- 0				
9- 2	0- 2	1- 0	NON-CONFERENCE	1- 0	0- 0	7- 0				
5- 1	0- 1	0- 0	HOME	0- 0	0- 0	5- 0				
2- 1	0- 1	1- 0	AWAY	0- 0	0- 0	1- 0				
2- 0	0- 0	0- 0	NEUTRAL	1- 0	0- 0	1- 0				
5- 2	1- 2	1- 0	CONFERENCE	3- 0	0- 0	0- 0				
4- 0	1- 0	1- 0	HOME	2- 0	0- 0	0- 0				
1- 2	0- 2	0- 0	AWAY	1- 0	0- 0	0- 0				
0- 0	0- 0	0- 0	NEUTRAL	0- 0	0- 0	0- 0				

RPI	S	Opponent	Score	RPI	S	Opponent	Score	RPI	S	Opponent	Score	RPI	S	Opponent	Score
2	H	South Carolina	54 63	28	H	Ohio St.	72 62	55	A	Michigan	77 49	153	H	George Washington	88 54
6	A	Iowa	61 66	44	A	James Madison	70 68	55	H	Michigan	70 55	171	N	Clemson	63 44
12	H	Indiana	76 62					60	H	Nebraska	87 69	204	H	Quinnipiac	107 52
15	A	NC State	59 66					86	N	Belmont	90 26	254	H	Delaware	99 55
17	A	Northwestern	58 81									269	H	Wagner	119 56
												288	H	Loyola Maryland	105 45
												316	A	Georgia St.	114 41
LAST 10 Division I															
12	H	Indiana	76 62	17	A	Northwestern	58 81	55	H	Michigan	70 55				
60	H	Nebraska	87 69					316	A	Georgia St.	114 41				
55	A	Michigan	77 49					288	H	Loyola Maryland	105 45				
6	A	Iowa	61 66					15	A	NC State	59 66				
28	H	Ohio St.	72 62												

Non-Div I Games:

Maryland

Loss, Non-Conf, S Site, H Home A Away N Neutral

Massachusetts

Through Games Of Jan. 22, 2020

Average RPI Win:	227	WON-LOST	WINNING	LAST 10	STRENGTH OF	OPP. STRENGTH	TEAM	ADJ.	CONF.	ADJ CONF.
Average RPI Loss:	116	RECORD	PCT. RANK	GAMES	SCHEDULE	OF SCHEDULE	RPI	RPI	RPI	RPI
DIV. I ONLY	13- 5	57	8-2	269	171	132	132	12	12	
DIV. I NON-CONF.	9- 3	64	4-0	294	244	146	146	12	12	
TOTALS	RPI 1-25	RPI 26-50	W-L RECORDS	RPI 51-100	RPI 101-150	RPI 150+				
13- 5	0- 0	0- 1	OVERALL	0- 0	2- 3	11- 1				
7- 3	0- 0	0- 0	HOME	0- 0	1- 2	6- 1				
6- 2	0- 0	0- 1	AWAY	0- 0	1- 1	5- 0				
0- 0	0- 0	0- 0	NEUTRAL	0- 0	0- 0	0- 0				
9- 3	0- 0	0- 1	NON-CONFERENCE	0- 0	1- 1	8- 1				
5- 2	0- 0	0- 0	HOME	0- 0	1- 1	4- 1				
4- 1	0- 0	0- 1	AWAY	0- 0	0- 0	4- 0				
0- 0	0- 0	0- 0	NEUTRAL	0- 0	0- 0	0- 0				
4- 2	0- 0	0- 0	CONFERENCE	0- 0	1- 2	3- 0				
2- 1	0- 0	0- 0	HOME	0- 0	0- 1	2- 0				
2- 1	0- 0	0- 0	AWAY	0- 0	1- 1	1- 0				
0- 0	0- 0	0- 0	NEUTRAL	0- 0	0- 0	0- 0				

RPI 1-25			RPI 26-50			RPI 51-100			RPI 101+ Team's RPI: 132		
RPI	S	Opponent	Score	RPI	S	Opponent	Score	RPI	S	Opponent	Score
				47	A	St. John's (NY)	71 82				
								103	A	Duquesne	81 77
								108	H	Holy Cross	75 72
								110	H	VCU	46 61
								112	H	Providence	63 72
								140	A	Rhode Island	66 69
								170	H	Merrimack	64 79
								174	H	Saint Joseph's	61 43
								199	H	La Salle	76 62
								207	A	Iona	65 51
								210	A	Boston U.	58 45
								226	H	Brown	95 42
								230	A	UMass Lowell	74 58
								273	A	Vermont	83 49
								279	H	New Hampshire	67 65
								290	A	St. Bonaventure	62 52
								309	H	Siena	61 55
								344	H	Hartford	74 48
LAST 10 Division I											
				110	H	VCU	46 61	103	A	Duquesne	81 77
				140	A	Rhode Island	66 69	207	A	Iona	65 51
				199	H	La Salle	76 62	309	H	Siena	61 55
				174	H	Saint Joseph's	61 43	210	A	Boston U.	58 45
				290	A	St. Bonaventure	62 52	108	H	Holy Cross	75 72

Non-Div I Games: Southern Conn. St. 86 43

Massachusetts

■ Loss,
 ■ Non-Conf, S Site,
 ■ Home
 ■ Away
 N Neutral

Average RPI Win: 340		WON-LOST	WINNING	LAST 10	STRENGTH OF	OPP. STRENGTH	TEAM	ADJ.	CONF.	ADJ CONF.
Average RPI Loss: 171		RECORD	PCT. RANK	GAMES	SCHEDULE	OF SCHEDULE	RPI	RPI	RPI	RPI
DIV. I ONLY		2- 13	329	2-8	186	329	326	326	24	24
DIV. I NON-CONF.		1- 6	318	1-1	155	300	312	312	23	23
TOTALS	RPI 1-25		RPI 26-50		W-L RECORDS	RPI 51-100	RPI 101-150		RPI 150+	
2- 13	0- 0		0- 1		OVERALL	0- 1	0- 4		2- 7	
2- 4	0- 0		0- 0		HOME	0- 1	0- 1		2- 2	
0- 9	0- 0		0- 1		AWAY	0- 0	0- 3		0- 5	
0- 0	0- 0		0- 0		NEUTRAL	0- 0	0- 0		0- 0	
1- 6	0- 0		0- 1		NON-CONFERENCE	0- 0	0- 2		1- 3	
1- 1	0- 0		0- 0		HOME	0- 0	0- 1		1- 0	
0- 5	0- 0		0- 1		AWAY	0- 0	0- 1		0- 3	
0- 0	0- 0		0- 0		NEUTRAL	0- 0	0- 0		0- 0	
1- 7	0- 0		0- 0		CONFERENCE	0- 1	0- 2		1- 4	
1- 3	0- 0		0- 0		HOME	0- 1	0- 0		1- 2	
0- 4	0- 0		0- 0		AWAY	0- 0	0- 2		0- 2	
0- 0	0- 0		0- 0		NEUTRAL	0- 0	0- 0		0- 0	

RPI 1-25				RPI 26-50				RPI 51-100				RPI 101+				Team's RPI: 326	
RPI	S	Opponent	Score	RPI	S	Opponent	Score	RPI	S	Opponent	Score	RPI	S	Opponent	Score		
				37	A	Arkansas	58 101	94	H	Abilene Christian	73 90	126	H	Rice	50 81		
												130	A	Louisiana	55 75		
												137	A	New Orleans	59 78		
												150	A	SFA	51 82		
												156	A	UAB	70 97		
												159	A	Sam Houston St.	59 92		
												211	H	Central Ark.	57 70		
												215	A	SMU	60 81		
												240	H	Southeastern La.	67 74		
												259	A	Louisiana Tech	54 79		
												311	A	Incarnate Word	56 73		
												334	H	Northwestern St.	61 51		
												346	H	La.-Monroe	72 69		
LAST 10 Division I																	
				240	H	Southeastern La.	67 74	211	H	Central Ark.	57 70						
				137	A	New Orleans	59 78	159	A	Sam Houston St.	59 92						
				311	A	Incarnate Word	56 73	150	A	SFA	51 82						
				334	H	Northwestern St.	61 51	259	A	Louisiana Tech	54 79						
				94	H	Abilene Christian	73 90	346	H	La.-Monroe	72 69						

Non-Div I Games:	Centenary (LA)	116	37	LSU-Shreveport	81	77
------------------	----------------	-----	----	----------------	----	----

McNeese

■ Loss, ■ Non-Conf, S Site, H Home A Away N Neutral

Average RPI Win:	216	WON-LOST	WINNING	LAST 10	STRENGTH OF	OPP. STRENGTH	TEAM	ADJ.	CONF.	ADJ CONF.
Average RPI Loss:	136	RECORD	PCT. RANK	GAMES	SCHEDULE	OF SCHEDULE	RPI	RPI	RPI	RPI
DIV. I ONLY	10- 8	150	6-4	159	184	168	168	9	9	
DIV. I NON-CONF.	9- 4	84	5-0	246	274	141	141	8	8	
TOTALS	RPI 1-25	RPI 26-50	W-L RECORDS	RPI 51-100	RPI 101-150	RPI 150+				
10- 8	0- 2	0- 0	OVERALL	1- 0	0- 2	9- 4				
6- 4	0- 1	0- 0	HOME	0- 0	0- 1	6- 2				
3- 3	0- 0	0- 0	AWAY	1- 0	0- 1	2- 2				
1- 1	0- 1	0- 0	NEUTRAL	0- 0	0- 0	1- 0				
9- 4	0- 1	0- 0	NON-CONFERENCE	1- 0	0- 0	8- 3				
5- 2	0- 0	0- 0	HOME	0- 0	0- 0	5- 2				
3- 1	0- 0	0- 0	AWAY	1- 0	0- 0	2- 1				
1- 1	0- 1	0- 0	NEUTRAL	0- 0	0- 0	1- 0				
1- 4	0- 1	0- 0	CONFERENCE	0- 0	0- 2	1- 1				
1- 2	0- 1	0- 0	HOME	0- 0	0- 1	1- 0				
0- 2	0- 0	0- 0	AWAY	0- 0	0- 1	0- 1				
0- 0	0- 0	0- 0	NEUTRAL	0- 0	0- 0	0- 0				

RPI 1-25				RPI 26-50				RPI 51-100				RPI 101+ Team's RPI: 168			
RPI	S	Opponent	Score	RPI	S	Opponent	Score	RPI	S	Opponent	Score	RPI	S	Opponent	Score
5	H	UConn	56 68					69	A	Southern Ill.	70 66	114	H	Cincinnati	66 73
24	N	LSU	58 89									118	A	Tulane	55 59
												153	H	George Washington	63 64
												156	H	UAB	77 52
												158	A	Houston	65 75
												162	A	Toledo	83 76
												180	N	Kansas St.	72 68
												202	A	Little Rock	68 50
												215	H	SMU	57 52
												238	H	Arkansas St.	78 50
												258	H	Eastern Ky.	60 63
												259	A	Louisiana Tech	74 83
												274	H	Alabama A&M	79 71
												308	H	Alcorn	57 51
												351	H	Mississippi Val.	91 54
LAST 10 Division I															
215	H	SMU	57 52	274	H	Alabama A&M	79 71								
5	H	UConn	56 68	351	H	Mississippi Val.	91 54								
118	A	Tulane	55 59	202	A	Little Rock	68 50								
114	H	Cincinnati	66 73	238	H	Arkansas St.	78 50								
158	A	Houston	65 75	156	H	UAB	77 52								

Non-Div I Games:

Memphis

■ Loss,
 ■ Non-Conf,
 ■ S Site,
 ■ H Home
 ■ A Away
 N Neutral

Mercer

Through Games Of Jan. 22, 2020

Average RPI Win: 322	WON-LOST	WINNING	LAST 10	STRENGTH OF	OPP. STRENGTH	TEAM	ADJ.	CONF.	ADJ CONF.
Average RPI Loss: 167	RECORD	PCT. RANK	GAMES	SCHEDULE	OF SCHEDULE	RPI	RPI	RPI	RPI
DIV. I ONLY	2- 15	336	1-9	234	243	324	324	23	23
DIV. I NON-CONF.	2- 12	318	1-6	224	253	316	316	20	20
TOTALS	RPI 1-25	RPI 26-50	W-L RECORDS	RPI 51-100	RPI 101-150	RPI 150+			
2- 15	0- 0	0- 2	OVERALL	0- 2	0- 2	2- 9			
1- 5	0- 0	0- 1	HOME	0- 0	0- 0	1- 4			
1- 10	0- 0	0- 1	AWAY	0- 2	0- 2	1- 5			
0- 0	0- 0	0- 0	NEUTRAL	0- 0	0- 0	0- 0			
2- 12	0- 0	0- 2	NON-CONFERENCE	0- 2	0- 1	2- 7			
1- 5	0- 0	0- 1	HOME	0- 0	0- 0	1- 4			
1- 7	0- 0	0- 1	AWAY	0- 2	0- 1	1- 3			
0- 0	0- 0	0- 0	NEUTRAL	0- 0	0- 0	0- 0			
0- 3	0- 0	0- 0	CONFERENCE	0- 0	0- 1	0- 2			
0- 0	0- 0	0- 0	HOME	0- 0	0- 0	0- 0			
0- 3	0- 0	0- 0	AWAY	0- 0	0- 1	0- 2			
0- 0	0- 0	0- 0	NEUTRAL	0- 0	0- 0	0- 0			

RPI S	Opponent	Score	RPI S	Opponent	Score	RPI S	Opponent	Score	RPI S	Opponent	Score
32	H Western Ky.	62 75	46	A Yale	60 68	63	A Alabama	56 111	141	A Florida	50 71
						89	A Georgia	60 76	143	A Furman	49 62
									154	A Columbia	48 77
									166	A Samford	64 72
									171	H Clemson	61 65
									218	H Gardner-Webb	62 65
									221	A Kennesaw St.	64 92
									235	H Jacksonville	83 87
									258	H Eastern Ky.	60 61
									267	A Appalachian St.	68 77
									295	H Ga. Southern	62 52
									298	A Wofford	49 77
									349	A South Carolina St.	66 55
LAST 10 Division I											
166	A Samford	64 72	235	H Jacksonville	83 87						
298	A Wofford	49 77	218	H Gardner-Webb	62 65						
143	A Furman	49 62	141	A Florida	50 71						
154	A Columbia	48 77	171	H Clemson	61 65						
46	A Yale	60 68	295	H Ga. Southern	62 52						

Non-Div I Games: LaGrange 74 47

Mercer

Loss, Non-Conf, S Site, H Home A Away N Neutral

Average RPI Win: 249	WON-LOST	WINNING	LAST 10	STRENGTH OF	OPP. STRENGTH	TEAM	ADJ.	CONF.	ADJ CONF.
Average RPI Loss: 149	RECORD	PCT. RANK	GAMES	SCHEDULE	OF SCHEDULE	RPI	RPI	RPI	RPI
DIV. I ONLY	9- 7	140	6-4	212	318	170	170	29	29
DIV. I NON-CONF.	5- 4	140	2-1	97	313	114	114	30	30
TOTALS	RPI 1-25	RPI 26-50	W-L RECORDS	RPI 51-100	RPI 101-150	RPI 150+			
9- 7	0- 0	0- 0	OVERALL	0- 0	1- 5	8- 2			
5- 2	0- 0	0- 0	HOME	0- 0	0- 2	5- 0			
4- 5	0- 0	0- 0	AWAY	0- 0	1- 3	3- 2			
0- 0	0- 0	0- 0	NEUTRAL	0- 0	0- 0	0- 0			
5- 4	0- 0	0- 0	NON-CONFERENCE	0- 0	1- 3	4- 1			
3- 1	0- 0	0- 0	HOME	0- 0	0- 1	3- 0			
2- 3	0- 0	0- 0	AWAY	0- 0	1- 2	1- 1			
0- 0	0- 0	0- 0	NEUTRAL	0- 0	0- 0	0- 0			
4- 3	0- 0	0- 0	CONFERENCE	0- 0	0- 2	4- 1			
2- 1	0- 0	0- 0	HOME	0- 0	0- 1	2- 0			
2- 2	0- 0	0- 0	AWAY	0- 0	0- 1	2- 1			
0- 0	0- 0	0- 0	NEUTRAL	0- 0	0- 0	0- 0			

RPI 1-25			RPI 26-50			RPI 51-100			RPI 101+ Team's RPI: 170		
RPI	S	Opponent	Score	RPI	S	Opponent	Score	RPI	S	Opponent	Score
								108	A	Holy Cross	42 68
								117	H	Lehigh	68 72
								131	A	Robert Morris	50 72
								131	H	Robert Morris	62 68
								132	A	Massachusetts	79 64
								136	A	Illinois	72 75
								155	A	Dartmouth	52 57
								212	H	Mt. St. Mary's	76 55
								226	A	Brown	72 57
								227	A	Saint Francis (PA)	71 56
								230	H	UMass Lowell	73 50
								268	A	Sacred Heart	60 63
								273	H	Vermont	78 53
								279	H	New Hampshire	64 54
								319	H	Bryant	78 66
								345	A	Central Conn. St.	65 56
LAST 10 Division I											
227	A	Saint Francis (PA)	71 56	131	H	Robert Morris	62 68				
131	A	Robert Morris	50 72	268	A	Sacred Heart	60 63				
212	H	Mt. St. Mary's	76 55	273	H	Vermont	78 53				
345	A	Central Conn. St.	65 56	230	H	UMass Lowell	73 50				
319	H	Bryant	78 66	136	A	Illinois	72 75				

Non-Div I Games: Eastern Nazarene 82 50 Fisher 81 42

Merrimack

■ Loss,
 ■ Non-Conf, S Site,
 ■ Home
 ■ Away
 N Neutral

Average RPI Win:	130	WON-LOST	WINNING	LAST 10	STRENGTH OF	OPP. STRENGTH	TEAM	ADJ.	CONF.	ADJ CONF.
Average RPI Loss:	36	RECORD	PCT. RANK	GAMES	SCHEDULE	OF SCHEDULE	RPI	RPI	RPI	RPI
DIV. I ONLY	10- 8	150	5-5	4	39	54	54	5	5	
DIV. I NON-CONF.	8- 3	68	3-0	7	69	28	28	3	3	
TOTALS	RPI 1-25	RPI 26-50	W-L RECORDS	RPI 51-100	RPI 101-150	RPI 150+				
10- 8	0- 5	0- 1	OVERALL	5- 1	1- 1	4- 0				
9- 4	0- 4	0- 0	HOME	5- 0	0- 0	0- 0				
0- 4	0- 1	0- 1	AWAY	0- 1	0- 1	0- 0				
1- 0	0- 0	0- 0	NEUTRAL	0- 0	1- 0	0- 0				
8- 3	0- 3	0- 0	NON-CONFERENCE	3- 0	1- 0	4- 0				
7- 2	0- 2	0- 0	HOME	3- 0	0- 0	4- 0				
0- 1	0- 1	0- 0	AWAY	0- 0	0- 0	0- 0				
1- 0	0- 0	0- 0	NEUTRAL	0- 0	1- 0	0- 0				
2- 5	0- 2	0- 1	CONFERENCE	2- 1	0- 1	0- 0				
2- 2	0- 2	0- 0	HOME	2- 0	0- 0	0- 0				
0- 3	0- 0	0- 1	AWAY	0- 1	0- 1	0- 0				
0- 0	0- 0	0- 0	NEUTRAL	0- 0	0- 0	0- 0				

RPI S	Opponent	Score	RPI S	Opponent	Score	RPI S	Opponent	Score	RPI S	Opponent	Score
1	H Louisville	41 87	40	A Georgia Tech	54 61	53	H IUPUI	74 65	121	A Notre Dame	53 76
10	H Oregon St.	53 75				58	H Wake Forest	59 56	128	N N.C. A&T	68 67
12	H Indiana	45 58				73	A North Carolina	58 78	163	H Jackson St.	83 68
13	A DePaul	83 89				74	H Washington St.	74 68	194	H Miami (OH)	80 62
18	H Florida St.	62 73				84	H North Florida	78 55	196	H Binghamton	79 56
						98	H Syracuse	77 62	249	H UNC Asheville	75 46
LAST 10 Division I											
121	A Notre Dame	53 76	40	A Georgia Tech	54 61						
73	A North Carolina	58 78	58	H Wake Forest	59 56						
98	H Syracuse	77 62	74	H Washington St.	74 68						
1	H Louisville	41 87	249	H UNC Asheville	75 46						
18	H Florida St.	62 73	196	H Binghamton	79 56						

Non-Div I Games:

Miami (FL)

■ Loss,
■ Non-Conf, S Site,
■ Home
■ Away
N Neutral

Average RPI Win:	281	WON-LOST	WINNING	LAST 10	STRENGTH OF	OPP. STRENGTH	TEAM	ADJ.	CONF.	ADJ CONF.
Average RPI Loss:	95	RECORD	PCT. RANK	GAMES	SCHEDULE	OF SCHEDULE	RPI	RPI	RPI	RPI
DIV. I ONLY	7- 10	217	3-7	207	125	194	194	10	10	
DIV. I NON-CONF.	6- 5	151	2-2	266	181	147	147	10	10	
TOTALS	RPI 1-25	RPI 26-50	W-L RECORDS	RPI 51-100	RPI 101-150	RPI 150+				
7- 10	0- 2	0- 0	OVERALL	0- 3	0- 3	7- 2				
3- 2	0- 0	0- 0	HOME	0- 1	0- 1	3- 0				
3- 7	0- 2	0- 0	AWAY	0- 2	0- 1	3- 2				
1- 1	0- 0	0- 0	NEUTRAL	0- 0	0- 1	1- 0				
6- 5	0- 1	0- 0	NON-CONFERENCE	0- 2	0- 2	6- 0				
2- 0	0- 0	0- 0	HOME	0- 0	0- 0	2- 0				
3- 4	0- 1	0- 0	AWAY	0- 2	0- 1	3- 0				
1- 1	0- 0	0- 0	NEUTRAL	0- 0	0- 1	1- 0				
1- 5	0- 1	0- 0	CONFERENCE	0- 1	0- 1	1- 2				
1- 2	0- 0	0- 0	HOME	0- 1	0- 1	1- 0				
0- 3	0- 1	0- 0	AWAY	0- 0	0- 0	0- 2				
0- 0	0- 0	0- 0	NEUTRAL	0- 0	0- 0	0- 0				

RPI	S	Opponent	Score	RPI	S	Opponent	Score	RPI	S	Opponent	Score	RPI	S	Opponent	Score	Team's RPI: 194
13	A	DePaul	79 98					54	A	Miami (FL)	62 80	107	H	Kent St.	75 78	
22	A	Central Mich.	70 76					75	A	Bradley	68 79	111	N	Liberty	53 65	
								83	H	Buffalo	72 86	114	A	Cincinnati	68 98	
												181	A	Eastern Mich.	53 80	
												191	A	Akron	62 70	
												195	H	Northern Ill.	66 64	
												247	A	South Alabama	76 73	
												258	A	Eastern Ky.	75 57	
												299	N	Prairie View	65 52	
												301	A	Pittsburgh	80 71	
												327	H	Evansville	72 64	
												343	H	UIC	85 35	
LAST 10 Division I																
191	A	Akron	62 70	83	H	Buffalo	72 86									
107	H	Kent St.	75 78	327	H	Evansville	72 64									
181	A	Eastern Mich.	53 80	301	A	Pittsburgh	80 71									
22	A	Central Mich.	70 76	114	A	Cincinnati	68 98									
195	H	Northern Ill.	66 64	54	A	Miami (FL)	62 80									

Non-Div I Games: Tiffin 83 51

Miami (OH)

Loss, Non-Conf, S Site, H Home A Away N Neutral

Michigan

Through Games Of Jan. 22, 2020

Average RPI Win:	165	WON-LOST	WINNING	LAST 10	STRENGTH OF	OPP. STRENGTH	TEAM	ADJ.	CONF.	ADJ CONF.
Average RPI Loss:	43	RECORD	PCT. RANK	GAMES	SCHEDULE	OF SCHEDULE	RPI	RPI	RPI	RPI
DIV. I ONLY	12- 6	71	5-5	57	57	55	55	2	2	
DIV. I NON-CONF.	9- 2	39	2-1	103	139	57	57	2	2	
TOTALS	RPI 1-25	RPI 26-50	W-L RECORDS	RPI 51-100	RPI 101-150	RPI 150+				
12- 6	0- 3	0- 1	OVERALL	3- 1	3- 1	6- 0				
8- 2	0- 1	0- 0	HOME	3- 0	1- 1	4- 0				
3- 3	0- 1	0- 1	AWAY	0- 1	1- 0	2- 0				
1- 1	0- 1	0- 0	NEUTRAL	0- 0	1- 0	0- 0				
9- 2	0- 1	0- 0	NON-CONFERENCE	2- 0	2- 1	5- 0				
6- 1	0- 0	0- 0	HOME	2- 0	1- 1	3- 0				
2- 0	0- 0	0- 0	AWAY	0- 0	0- 0	2- 0				
1- 1	0- 1	0- 0	NEUTRAL	0- 0	1- 0	0- 0				
3- 4	0- 2	0- 1	CONFERENCE	1- 1	1- 0	1- 0				
2- 1	0- 1	0- 0	HOME	1- 0	0- 0	1- 0				
1- 3	0- 1	0- 1	AWAY	0- 1	1- 0	0- 0				
0- 0	0- 0	0- 0	NEUTRAL	0- 0	0- 0	0- 0				

RPI 1-25				RPI 26-50				RPI 51-100 Team's RPI: 55				RPI 101+			
RPI	S	Opponent	Score	RPI	S	Opponent	Score	RPI	S	Opponent	Score	RPI	S	Opponent	Score
16	A	Maryland	55 70	28	A	Ohio St.	69 78	60	A	Nebraska	71 74	107	N	Kent St.	88 53
16	H	Maryland	49 77					75	H	Bradley	77 57	115	A	Wisconsin	68 56
18	N	Florida St.	69 79					80	H	Michigan St.	89 69	121	H	Notre Dame	72 76
								98	H	Syracuse	84 76	145	H	Western Mich.	76 55
												181	A	Eastern Mich.	57 38
												189	H	Penn St.	82 48
												191	A	Akron	80 71
												265	H	Morgan St.	80 48
												265	H	Oakland	79 64
												267	H	Appalachian St.	62 35
LAST 10 Division I															
60	A	Nebraska	71 74	189	H	Penn St.	82 48								
115	A	Wisconsin	68 56	16	A	Maryland	55 70								
16	H	Maryland	49 77	18	N	Florida St.	69 79								
28	A	Ohio St.	69 78	267	H	Appalachian St.	62 35								
80	H	Michigan St.	89 69	265	H	Oakland	79 64								

Non-Div I Games:

Michigan

■ Loss,
 ■ Non-Conf,
 ■ S Site,
 ■ H Home
 ■ A Away
 N Neutral

Average RPI Win:	173	WON-LOST	WINNING	LAST 10	STRENGTH OF	OPP. STRENGTH	TEAM	ADJ.	CONF.	ADJ CONF.
Average RPI Loss:	63	RECORD	PCT. RANK	GAMES	SCHEDULE	OF SCHEDULE	RPI	RPI	RPI	RPI
DIV. I ONLY	11- 7	110	5-5	107	15	80	80	2	2	
DIV. I NON-CONF.	7- 4	100	1-2	255	42	144	144	2	2	
TOTALS	RPI 1-25	RPI 26-50	W-L RECORDS	RPI 51-100	RPI 101-150	RPI 150+				
11- 7	0- 3	2- 1	OVERALL	1- 2	2- 0	6- 1				
8- 0	0- 0	1- 0	HOME	1- 0	1- 0	5- 0				
2- 4	0- 2	1- 0	AWAY	0- 1	1- 0	0- 1				
1- 3	0- 1	0- 1	NEUTRAL	0- 1	0- 0	1- 0				
7- 4	0- 2	0- 1	NON-CONFERENCE	0- 1	1- 0	6- 0				
5- 0	0- 0	0- 0	HOME	0- 0	0- 0	5- 0				
1- 1	0- 1	0- 0	AWAY	0- 0	1- 0	0- 0				
1- 3	0- 1	0- 1	NEUTRAL	0- 1	0- 0	1- 0				
4- 3	0- 1	2- 0	CONFERENCE	1- 1	1- 0	0- 1				
3- 0	0- 0	1- 0	HOME	1- 0	1- 0	0- 0				
1- 3	0- 1	1- 0	AWAY	0- 1	0- 0	0- 1				
0- 0	0- 0	0- 0	NEUTRAL	0- 0	0- 0	0- 0				

RPI 1-25				RPI 26-50				RPI 51-100				Team's RPI: 80				RPI 101+			
RPI	S	Opponent	Score	RPI	S	Opponent	Score	RPI	S	Opponent	Score	RPI	S	Opponent	Score	RPI	S	Opponent	Score
12	A	Indiana	67 79	28	H	Ohio St.	68 65	55	A	Michigan	69 89	115	H	Wisconsin	69 52				
18	A	Florida St.	68 78	35	A	Rutgers	66 55	60	H	Nebraska	78 70	121	A	Notre Dame	72 69				
24	N	LSU	56 58	42	N	West Virginia	57 63	98	N	Syracuse	63 77	180	N	Kansas St.	65 60				
																181	H	Eastern Mich.	85 50
																189	A	Penn St.	73 86
																263	H	Morehead St.	93 48
																265	H	Oakland	76 56
																313	H	Detroit Mercy	110 52
																344	H	Hartford	79 34
LAST 10 Division I																			
35	A	Rutgers	66 55	60	H	Nebraska	78 70	12	A	Indiana	67 79	42	N	West Virginia	57 63				
28	H	Ohio St.	68 65	115	H	Wisconsin	69 52	98	N	Syracuse	63 77	263	H	Morehead St.	93 48				
189	A	Penn St.	73 86	55	A	Michigan	69 89												

Non-Div I Games:

Michigan St.

■ Loss,
 ■ Non-Conf, S Site,
 ■ Home
 ■ Away
 N Neutral

Average RPI Win:	168	WON-LOST	WINNING	LAST 10	STRENGTH OF	OPP. STRENGTH	TEAM	ADJ.	CONF.	ADJ CONF.
Average RPI Loss:	34	RECORD	PCT. RANK	GAMES	SCHEDULE	OF SCHEDULE	RPI	RPI	RPI	RPI
DIV. I ONLY	12- 6	71	7-3	41	75	52	52	13	13	
DIV. I NON-CONF.	8- 4	90	3-1	24	35	42	42	14	14	
TOTALS	RPI 1-25	RPI 26-50	W-L RECORDS	RPI 51-100	RPI 101-150	RPI 150+				
12- 6	0- 2	1- 3	OVERALL	1- 1	5- 0	5- 0				
8- 2	0- 1	1- 1	HOME	1- 0	3- 0	3- 0				
3- 2	0- 0	0- 1	AWAY	0- 1	1- 0	2- 0				
1- 2	0- 1	0- 1	NEUTRAL	0- 0	1- 0	0- 0				
8- 4	0- 2	1- 1	NON-CONFERENCE	0- 1	5- 0	2- 0				
5- 1	0- 1	1- 0	HOME	0- 0	3- 0	1- 0				
2- 1	0- 0	0- 0	AWAY	0- 1	1- 0	1- 0				
1- 2	0- 1	0- 1	NEUTRAL	0- 0	1- 0	0- 0				
4- 2	0- 0	0- 2	CONFERENCE	1- 0	0- 0	3- 0				
3- 1	0- 0	0- 1	HOME	1- 0	0- 0	2- 0				
1- 1	0- 0	0- 1	AWAY	0- 0	0- 0	1- 0				
0- 0	0- 0	0- 0	NEUTRAL	0- 0	0- 0	0- 0				

RPI 1-25				RPI 26-50				RPI 51-100 Team's RPI: 52				RPI 101+			
RPI	S	Opponent	Score	RPI	S	Opponent	Score	RPI	S	Opponent	Score	RPI	S	Opponent	Score
8	N	Gonzaga	50 62	26	H	TCU	82 70	59	H	Charlotte	83 59	110	H	VCU	86 63
20	H	Kentucky	52 67	27	N	Arizona St.	60 61	86	A	Belmont	57 68	118	A	Tulane	64 62
				32	A	Western Ky.	63 71					142	H	Tennessee Tech	64 58
				33	H	Old Dominion	56 67					143	H	Furman	78 62
												146	N	Auburn	73 50
												193	H	Fla. Atlantic	81 66
												244	A	Marshall	75 55
												252	H	Lipscomb	70 49
												282	A	East Carolina	68 66
												305	H	FIU	72 56
LAST 10 Division I															
305	H	FIU	72 56	33	H	Old Dominion	56 67								
193	H	Fla. Atlantic	81 66	26	H	TCU	82 70								
32	A	Western Ky.	63 71	110	H	VCU	86 63								
244	A	Marshall	75 55	86	A	Belmont	57 68								
59	H	Charlotte	83 59	252	H	Lipscomb	70 49								

Non-Div I Games:

Middle Tenn.

■ Loss,
 ■ Non-Conf, S Site,
 ■ Home
 ■ Away
 N Neutral

Milwaukee

Through Games Of Jan. 22, 2020

Average RPI Win:	257	WON-LOST	WINNING	LAST 10	STRENGTH OF	OPP. STRENGTH	TEAM	ADJ.	CONF.	ADJ CONF.
Average RPI Loss:	127	RECORD	PCT. RANK	GAMES	SCHEDULE	OF SCHEDULE	RPI	RPI	RPI	RPI
DIV. I ONLY	5- 12	274	3-7	211	142	284	284	20	20	
DIV. I NON-CONF.	2- 8	295	0-3	107	67	271	271	18	18	
TOTALS	RPI 1-25	RPI 26-50	W-L RECORDS	RPI 51-100	RPI 101-150	RPI 150+				
5- 12	0- 2	0- 1	OVERALL	0- 2	1- 1	4- 6				
4- 5	0- 0	0- 1	HOME	0- 1	1- 0	3- 3				
1- 7	0- 2	0- 0	AWAY	0- 1	0- 1	1- 3				
0- 0	0- 0	0- 0	NEUTRAL	0- 0	0- 0	0- 0				
2- 8	0- 2	0- 1	NON-CONFERENCE	0- 1	0- 1	2- 3				
2- 3	0- 0	0- 1	HOME	0- 0	0- 0	2- 2				
0- 5	0- 2	0- 0	AWAY	0- 1	0- 1	0- 1				
0- 0	0- 0	0- 0	NEUTRAL	0- 0	0- 0	0- 0				
3- 4	0- 0	0- 0	CONFERENCE	0- 1	1- 0	2- 3				
2- 2	0- 0	0- 0	HOME	0- 1	1- 0	1- 1				
1- 2	0- 0	0- 0	AWAY	0- 0	0- 0	1- 2				
0- 0	0- 0	0- 0	NEUTRAL	0- 0	0- 0	0- 0				

RPI 1-25				RPI 26-50				RPI 51-100				RPI 101+ Team's RPI: 284			
RPI	S	Opponent	Score	RPI	S	Opponent	Score	RPI	S	Opponent	Score	RPI	S	Opponent	Score
13	A	DePaul	65 94	39	H	Marquette	56 78	53	H	IUPUI	52 75	115	A	Wisconsin	40 71
25	A	Purdue	55 68					70	A	Minnesota	61 77	133	H	Wright St.	60 58
												154	A	Columbia	46 74
												182	A	Green Bay	48 61
												190	H	North Dakota	58 66
												195	H	Northern Ill.	78 65
												197	H	Bowling Green	51 63
												225	H	Northern Ky.	49 61
												265	A	Oakland	62 78
												303	H	Ark.-Pine Bluff	69 55
												313	A	Detroit Mercy	63 48
												343	H	UIC	71 55
LAST 10 Division I															
				53	H	IUPUI	52 75	225	H	Northern Ky.	49 61				
				343	H	UIC	71 55	133	H	Wright St.	60 58				
				265	A	Oakland	62 78	190	H	North Dakota	58 66				
				313	A	Detroit Mercy	63 48	197	H	Bowling Green	51 63				
				182	A	Green Bay	48 61	39	H	Marquette	56 78				

Non-Div I Games: Wis.-Parkside 84 77

Milwaukee

■ Loss,
 ■ Non-Conf, S Site,
 ■ Home
 ■ Away
 N Neutral

Minnesota

Through Games Of Jan. 22, 2020

Average RPI Win:	170	WON-LOST	WINNING	LAST 10	STRENGTH OF	OPP. STRENGTH	TEAM	ADJ.	CONF.	ADJ CONF.
Average RPI Loss:	52	RECORD	PCT. RANK	GAMES	SCHEDULE	OF SCHEDULE	RPI	RPI	RPI	RPI
DIV. I ONLY	12- 7	104	4-6	60	28	70	70	2	2	
DIV. I NON-CONF.	10- 1	19	2-0	140	85	37	37	2	2	
TOTALS	RPI 1-25	RPI 26-50	W-L RECORDS	RPI 51-100	RPI 101-150	RPI 150+				
12- 7	1- 3	1- 1	OVERALL	0- 1	3- 2	7- 0				
7- 5	0- 3	1- 1	HOME	0- 0	2- 1	4- 0				
5- 2	1- 0	0- 0	AWAY	0- 1	1- 1	3- 0				
0- 0	0- 0	0- 0	NEUTRAL	0- 0	0- 0	0- 0				
10- 1	0- 1	1- 0	NON-CONFERENCE	0- 0	3- 0	6- 0				
7- 1	0- 1	1- 0	HOME	0- 0	2- 0	4- 0				
3- 0	0- 0	0- 0	AWAY	0- 0	1- 0	2- 0				
0- 0	0- 0	0- 0	NEUTRAL	0- 0	0- 0	0- 0				
2- 6	1- 2	0- 1	CONFERENCE	0- 1	0- 2	1- 0				
0- 4	0- 2	0- 1	HOME	0- 0	0- 1	0- 0				
2- 2	1- 0	0- 0	AWAY	0- 1	0- 1	1- 0				
0- 0	0- 0	0- 0	NEUTRAL	0- 0	0- 0	0- 0				

RPI S	Opponent	Score	RPI S	Opponent	Score	RPI S	Opponent	Score	RPI S	Opponent	Score
3	H Missouri St.	69 77	27	H Arizona St.	80 66	60	A Nebraska	58 72	115	H Wisconsin	62 72
6	H Iowa	75 76	28	H Ohio St.	63 66				116	H Montana St.	71 60
17	H Northwestern	54 56							117	H Lehigh	77 49
25	A Purdue	72 59							121	A Notre Dame	75 67
									136	A Illinois	71 74
									153	A George Washington	83 50
									189	A Penn St.	81 74
									197	A American	70 53
									224	H UC Davis	76 67
									273	H Vermont	90 58
									284	H Milwaukee	77 61
									319	H Bryant	101 56
LAST 10 Division I											
115	H Wisconsin	62 72	60	A Nebraska	58 72						
25	A Purdue	72 59	28	H Ohio St.	63 66						
6	H Iowa	75 76	189	A Penn St.	81 74						
136	A Illinois	71 74	117	H Lehigh	77 49						
17	H Northwestern	54 56	224	H UC Davis	76 67						

Non-Div I Games:

Minnesota

Loss, Non-Conf, S Site, H Home A Away N Neutral

Mississippi St.

Through Games Of Jan. 22, 2020

Average RPI Win:	124	WON-LOST	WINNING	LAST 10	STRENGTH OF	OPP. STRENGTH	TEAM	ADJ.	CONF.	ADJ CONF.
Average RPI Loss:	16	RECORD	PCT. RANK	GAMES	SCHEDULE	OF SCHEDULE	RPI	RPI	RPI	RPI
DIV. I ONLY	16- 3	20	8-2	23	19	14	14	4	4	
DIV. I NON-CONF.	12- 2	29	4-1	34	34	13	13	5	5	
TOTALS	RPI 1-25	RPI 26-50	W-L RECORDS	RPI 51-100	RPI 101-150	RPI 150+				
16- 3	1- 2	2- 1	OVERALL	4- 0	3- 0	6- 0				
7- 1	1- 0	0- 1	HOME	2- 0	1- 0	3- 0				
5- 1	0- 1	1- 0	AWAY	1- 0	2- 0	1- 0				
4- 1	0- 1	1- 0	NEUTRAL	1- 0	0- 0	2- 0				
12- 2	0- 1	2- 1	NON-CONFERENCE	3- 0	1- 0	6- 0				
5- 1	0- 0	0- 1	HOME	2- 0	0- 0	3- 0				
3- 0	0- 0	1- 0	AWAY	0- 0	1- 0	1- 0				
4- 1	0- 1	1- 0	NEUTRAL	1- 0	0- 0	2- 0				
4- 1	1- 1	0- 0	CONFERENCE	1- 0	2- 0	0- 0				
2- 0	1- 0	0- 0	HOME	0- 0	1- 0	0- 0				
2- 1	0- 1	0- 0	AWAY	1- 0	1- 0	0- 0				
0- 0	0- 0	0- 0	NEUTRAL	0- 0	0- 0	0- 0				

RPI 1-25				RPI 26-50				RPI 51-100				RPI 101+			
RPI	S	Opponent	Score	RPI	S	Opponent	Score	RPI	S	Opponent	Score	RPI	S	Opponent	Score
2	A	South Carolina	79 81	34	N	Virginia	72 59	68	H	UT Martin	82 46	130	A	Louisiana	64 48
4	N	Stanford	62 67	39	A	Marquette	74 68	72	H	Troy	122 82	141	H	Florida	93 47
24	H	LSU	64 60	42	H	West Virginia	65 71	85	N	South Fla.	86 61	147	A	Missouri	79 64
								89	A	Georgia	73 66	163	A	Jackson St.	92 53
												175	H	Southern Miss.	91 58
												182	N	Green Bay	83 58
												202	H	Little Rock	89 50
												205	H	Murray St.	124 43
												233	N	San Francisco	73 38
LAST 10 Division I															
2	A	South Carolina	79 81	202	H	Little Rock	89 50								
24	H	LSU	64 60	34	N	Virginia	72 59								
147	A	Missouri	79 64	85	N	South Fla.	86 61								
89	A	Georgia	73 66	130	A	Louisiana	64 48								
141	H	Florida	93 47	42	H	West Virginia	65 71								

Non-Div I Games:

Mississippi St.

■ Loss,
 ■ Non-Conf, S Site,
 ■ Home
 ■ Away
 N Neutral

Average RPI Win:	350	WON-LOST	WINNING	LAST 10	STRENGTH OF	OPP. STRENGTH	TEAM	ADJ.	CONF.	ADJ CONF.
Average RPI Loss:	244	RECORD	PCT. RANK	GAMES	SCHEDULE	OF SCHEDULE	RPI	RPI	RPI	RPI
DIV. I ONLY	1- 15	344	1-9	345	344	351	351	31	31	
DIV. I NON-CONF.	1- 10	329	1-4	317	332	346	346	27	27	
TOTALS	RPI 1-25	RPI 26-50	W-L RECORDS	RPI 51-100	RPI 101-150	RPI 150+				
1- 15	0- 0	0- 0	OVERALL	0- 0	0- 1	1- 14				
1- 5	0- 0	0- 0	HOME	0- 0	0- 1	1- 4				
0- 9	0- 0	0- 0	AWAY	0- 0	0- 0	0- 9				
0- 1	0- 0	0- 0	NEUTRAL	0- 0	0- 0	0- 1				
1- 10	0- 0	0- 0	NON-CONFERENCE	0- 0	0- 1	1- 9				
1- 2	0- 0	0- 0	HOME	0- 0	0- 1	1- 1				
0- 7	0- 0	0- 0	AWAY	0- 0	0- 0	0- 7				
0- 1	0- 0	0- 0	NEUTRAL	0- 0	0- 0	0- 1				
0- 5	0- 0	0- 0	CONFERENCE	0- 0	0- 0	0- 5				
0- 3	0- 0	0- 0	HOME	0- 0	0- 0	0- 3				
0- 2	0- 0	0- 0	AWAY	0- 0	0- 0	0- 2				
0- 0	0- 0	0- 0	NEUTRAL	0- 0	0- 0	0- 0				

RPI 1-25			RPI 26-50			RPI 51-100			RPI 101+			Team's RPI: 351
RPI	S	Opponent	Score	RPI	S	Opponent	Score	RPI	S	Opponent	Score	
								149	H	Austin Peay	82	100
								161	A	North Ala.	60	86
								168	A	Memphis	54	91
								175	A	Southern Miss.	80	84
								205	H	Murray St.	66	72
								217	A	Wyoming	22	95
								239	H	Southern U.	54	84
								250	A	Colorado St.	46	65
								274	A	Alabama A&M	48	68
								275	A	Ole Miss	53	72
								278	N	Omaha	70	78
								303	H	Ark.-Pine Bluff	77	80
								308	H	Alcorn	67	81
								310	A	Alabama St.	64	77
								346	A	La.-Monroe	66	74
								350	H	Florida A&M	71	70
LAST 10 Division I												
								239	H	Southern U.	54	84
								346	A	La.-Monroe	66	74
								308	H	Alcorn	67	81
								168	A	Memphis	54	91
								274	A	Alabama A&M	48	68
								250	A	Colorado St.	46	65
								310	A	Alabama St.	64	77
								217	A	Wyoming	22	95
								350	H	Florida A&M	71	70

Non-Div I Games:

Mississippi Val.

■ Loss,
 ■ Non-Conf,
 ■ S Site,
 ■ H Home
 ■ A Away
 N Neutral

Average RPI Win:	188	WON-LOST	WINNING	LAST 10	STRENGTH OF	OPP. STRENGTH	TEAM	ADJ.	CONF.	ADJ CONF.
Average RPI Loss:	78	RECORD	PCT. RANK	GAMES	SCHEDULE	OF SCHEDULE	RPI	RPI	RPI	RPI
DIV. I ONLY	5- 14	293	2-8	9	82	147	147	4	4	
DIV. I NON-CONF.	3- 10	282	0-4	35	118	223	223	5	5	
TOTALS	RPI 1-25	RPI 26-50	W-L RECORDS	RPI 51-100	RPI 101-150	RPI 150+				
5- 14	1- 4	0- 2	OVERALL	0- 4	1- 1	3- 3				
4- 6	1- 3	0- 0	HOME	0- 2	1- 1	2- 0				
1- 6	0- 1	0- 2	AWAY	0- 1	0- 0	1- 2				
0- 2	0- 0	0- 0	NEUTRAL	0- 1	0- 0	0- 1				
3- 10	0- 2	0- 1	NON-CONFERENCE	0- 3	1- 1	2- 3				
3- 4	0- 1	0- 0	HOME	0- 2	1- 1	2- 0				
0- 4	0- 1	0- 1	AWAY	0- 0	0- 0	0- 2				
0- 2	0- 0	0- 0	NEUTRAL	0- 1	0- 0	0- 1				
2- 4	1- 2	0- 1	CONFERENCE	0- 1	0- 0	1- 0				
1- 2	1- 2	0- 0	HOME	0- 0	0- 0	0- 0				
1- 2	0- 0	0- 1	AWAY	0- 1	0- 0	1- 0				
0- 0	0- 0	0- 0	NEUTRAL	0- 0	0- 0	0- 0				

RPI 1-25				RPI 26-50				RPI 51-100				RPI 101+ Team's RPI: 147			
RPI	S	Opponent	Score	RPI	S	Opponent	Score	RPI	S	Opponent	Score	RPI	S	Opponent	Score
2	H	South Carolina	45 78	37	A	Arkansas	73 90	51	H	UNI	73 78	102	H	Saint Louis	83 58
3	A	Missouri St.	72 79	43	A	South Dakota	56 72	60	H	Nebraska	85 90	136	H	Illinois	51 58
14	H	Mississippi St.	64 79					62	A	Tennessee	66 77	182	A	Green Bay	64 72
21	H	Princeton	33 68					73	N	North Carolina	69 82	183	N	New Mexico	68 71
24	H	LSU	69 65									216	H	Western Ill.	97 89
												228	A	UMKC	56 59
												275	A	Ole Miss	71 57
												325	H	SIUE	68 51
LAST 10 Division I															
275	A	Ole Miss	71 57	62	A	Tennessee	66 77								
2	H	South Carolina	45 78	136	H	Illinois	51 58								
37	A	Arkansas	73 90	21	H	Princeton	33 68								
14	H	Mississippi St.	64 79	3	A	Missouri St.	72 79								
24	H	LSU	69 65	228	A	UMKC	56 59								

Non-Div I Games:

Missouri

■ Loss,
■ Non-Conf,
■ S Site,
■ H Home
■ A Away
N Neutral

Average RPI Win:	112	WON-LOST	WINNING	LAST 10	STRENGTH OF	OPP. STRENGTH	TEAM	ADJ.	CONF.	ADJ CONF.
Average RPI Loss:	29	RECORD	PCT. RANK	GAMES	SCHEDULE	OF SCHEDULE	RPI	RPI	RPI	RPI
DIV. I ONLY	13- 3	31	8-2	5	56	3	3	7	7	
DIV. I NON-CONF.	9- 2	39	4-1	8	16	4	4	7	7	
TOTALS	RPI 1-25	RPI 26-50	W-L RECORDS	RPI 51-100	RPI 101-150	RPI 150+				
13- 3	0- 2	3- 0	OVERALL	4- 1	2- 0	4- 0				
7- 0	0- 0	1- 0	HOME	1- 0	2- 0	3- 0				
6- 3	0- 2	2- 0	AWAY	3- 1	0- 0	1- 0				
0- 0	0- 0	0- 0	NEUTRAL	0- 0	0- 0	0- 0				
9- 2	0- 2	2- 0	NON-CONFERENCE	2- 0	2- 0	3- 0				
5- 0	0- 0	0- 0	HOME	0- 0	2- 0	3- 0				
4- 2	0- 2	2- 0	AWAY	2- 0	0- 0	0- 0				
0- 0	0- 0	0- 0	NEUTRAL	0- 0	0- 0	0- 0				
4- 1	0- 0	1- 0	CONFERENCE	2- 1	0- 0	1- 0				
2- 0	0- 0	1- 0	HOME	1- 0	0- 0	0- 0				
2- 1	0- 0	0- 0	AWAY	1- 1	0- 0	1- 0				
0- 0	0- 0	0- 0	NEUTRAL	0- 0	0- 0	0- 0				

RPI 1-25				Team's RPI: 3				RPI 26-50				RPI 51-100				RPI 101+			
RPI	S	Opponent	Score		RPI	S	Opponent	Score		RPI	S	Opponent	Score		RPI	S	Opponent	Score	
8	A	Gonzaga	52	64	31	A	Oklahoma	96	90	51	H	UNI	80	66	147	H	Missouri	79	72
10	A	Oregon St.	69	80	38	H	Drake	69	67	69	A	Southern Ill.	68	70	148	H	A&M-Corpus Christi	79	51
					43	A	South Dakota	74	66	70	A	Minnesota	77	69	152	H	Wichita St.	68	55
										99	A	Loyola Chicago	74	72	167	H	Santa Clara	71	64
										100	A	Boise St.	72	69	184	A	Valparaiso	81	68
															228	H	UMKC	83	58
LAST 10 Division I																			
					69	A	Southern Ill.	68	70	8	A	Gonzaga	52	64					
					51	H	UNI	80	66	147	H	Missouri	79	72					
					38	H	Drake	69	67	152	H	Wichita St.	68	55					
					184	A	Valparaiso	81	68	228	H	UMKC	83	58					
					99	A	Loyola Chicago	74	72	43	A	South Dakota	74	66					

Non-Div I Games: William Jewell 111 39

Missouri St.

Average RPI Win:	285	WON-LOST	WINNING	LAST 10	STRENGTH OF	OPP. STRENGTH	TEAM	ADJ.	CONF.	ADJ CONF.
Average RPI Loss:	163	RECORD	PCT. RANK	GAMES	SCHEDULE	OF SCHEDULE	RPI	RPI	RPI	RPI
DIV. I ONLY	5- 12	274	3-7	258	239	285	285	25	25	
DIV. I NON-CONF.	3- 6	235	1-1	160	180	203	203	25	25	
TOTALS	RPI 1-25	RPI 26-50	W-L RECORDS	RPI 51-100	RPI 101-150	RPI 150+				
5- 12	0- 1	0- 2	OVERALL	0- 1	0- 1	5- 7				
2- 4	0- 0	0- 0	HOME	0- 0	0- 1	2- 3				
2- 8	0- 1	0- 2	AWAY	0- 1	0- 0	2- 4				
1- 0	0- 0	0- 0	NEUTRAL	0- 0	0- 0	1- 0				
3- 6	0- 1	0- 2	NON-CONFERENCE	0- 0	0- 1	3- 2				
1- 1	0- 0	0- 0	HOME	0- 0	0- 1	1- 0				
1- 5	0- 1	0- 2	AWAY	0- 0	0- 0	1- 2				
1- 0	0- 0	0- 0	NEUTRAL	0- 0	0- 0	1- 0				
2- 6	0- 0	0- 0	CONFERENCE	0- 1	0- 0	2- 5				
1- 3	0- 0	0- 0	HOME	0- 0	0- 0	1- 3				
1- 3	0- 0	0- 0	AWAY	0- 1	0- 0	1- 2				
0- 0	0- 0	0- 0	NEUTRAL	0- 0	0- 0	0- 0				

RPI 1-25				RPI 26-50				RPI 51-100				RPI 101+ Team's RPI: 285			
RPI	S	Opponent	Score	RPI	S	Opponent	Score	RPI	S	Opponent	Score	RPI	S	Opponent	Score
21	A	Princeton	40 52	41	A	Arizona	34 86	78	A	Marist	66 76	112	H	Providence	52 68
				48	A	Bucknell	37 71					151	A	San Diego	49 57
												204	A	Quinnipiac	53 60
												207	H	Iona	33 36
												213	H	Manhattan	62 60
												222	H	Lafayette	52 44
												223	H	Niagara	70 73
												245	A	Fairfield	38 49
												288	A	Loyola Maryland	48 64
												320	A	Albany (NY)	53 41
												329	N	Purdue Fort Wayne	60 46
												333	H	Canisius	62 71
												340	A	Saint Peter's	81 67
LAST 10 Division I															
223	H	Niagara	70 73	333	H	Canisius	62 71								
204	A	Quinnipiac	53 60	78	A	Marist	66 76								
340	A	Saint Peter's	81 67	320	A	Albany (NY)	53 41								
207	H	Iona	33 36	288	A	Loyola Maryland	48 64								
245	A	Fairfield	38 49	213	H	Manhattan	62 60								

Non-Div I Games:

Monmouth

Montana

Through Games Of Jan. 22, 2020

Average RPI Win:	262	WON-LOST	WINNING	LAST 10	STRENGTH OF	OPP. STRENGTH	TEAM	ADJ.	CONF.	ADJ CONF.
Average RPI Loss:	120	RECORD	PCT. RANK	GAMES	SCHEDULE	OF SCHEDULE	RPI	RPI	RPI	RPI
DIV. I ONLY	7- 7	173	6-4	132	300	165	165	21	21	
DIV. I NON-CONF.	3- 4	201	2-1	26	316	121	121	17	17	
TOTALS	RPI 1-25	RPI 26-50	W-L RECORDS	RPI 51-100	RPI 101-150	RPI 150+				
7- 7	0- 0	0- 2	OVERALL	0- 1	0- 1	7- 3				
3- 3	0- 0	0- 1	HOME	0- 1	0- 0	3- 1				
4- 3	0- 0	0- 1	AWAY	0- 0	0- 1	4- 1				
0- 1	0- 0	0- 0	NEUTRAL	0- 0	0- 0	0- 1				
3- 4	0- 0	0- 2	NON-CONFERENCE	0- 1	0- 0	3- 1				
1- 2	0- 0	0- 1	HOME	0- 1	0- 0	1- 0				
2- 1	0- 0	0- 1	AWAY	0- 0	0- 0	2- 0				
0- 1	0- 0	0- 0	NEUTRAL	0- 0	0- 0	0- 1				
4- 3	0- 0	0- 0	CONFERENCE	0- 0	0- 1	4- 2				
2- 1	0- 0	0- 0	HOME	0- 0	0- 0	2- 1				
2- 2	0- 0	0- 0	AWAY	0- 0	0- 1	2- 1				
0- 0	0- 0	0- 0	NEUTRAL	0- 0	0- 0	0- 0				

RPI 1-25				RPI 26-50				RPI 51-100				RPI 101+				Team's RPI: 165	
RPI	S	Opponent	Score	RPI	S	Opponent	Score	RPI	S	Opponent	Score	RPI	S	Opponent	Score		
				41	H	Arizona	42 77	96	H	Fresno St.	63 76	122	A	Idaho	51 52		
				43	A	South Dakota	64 96					167	N	Santa Clara	58 68		
												173	A	Portland St.	65 78		
												192	H	Southern Utah	81 74		
												200	H	Northern Colo.	58 67		
												209	A	Northern Ariz.	79 71		
												220	A	Cal St. Fullerton	71 69		
												271	H	Grand Canyon	72 67		
												286	H	Eastern Wash.	92 54		
												318	A	Utah Valley	63 52		
												338	A	Sacramento St.	64 60		
LAST 10 Division I																	
				122	A	Idaho	51 52	338	A	Sacramento St.	64 60						
				173	A	Portland St.	65 78	209	A	Northern Ariz.	79 71						
				286	H	Eastern Wash.	92 54	43	A	South Dakota	64 96						
				200	H	Northern Colo.	58 67	318	A	Utah Valley	63 52						
				192	H	Southern Utah	81 74	220	A	Cal St. Fullerton	71 69						

Non-Div I Games: Mont. St.-Northern 98 45 Mont. St. Billings 70 53

Montana

Loss, Non-Conf, S Site, H Home A Away N Neutral

Average RPI Win:	245	WON-LOST	WINNING	LAST 10	STRENGTH OF	OPP. STRENGTH	TEAM	ADJ.	CONF.	ADJ CONF.
Average RPI Loss:	75	RECORD	PCT. RANK	GAMES	SCHEDULE	OF SCHEDULE	RPI	RPI	RPI	RPI
DIV. I ONLY	8- 6	137	6-4	113	195	116	116	21	21	
DIV. I NON-CONF.	2- 5	259	0-3	29	102	145	145	17	17	
TOTALS	RPI 1-25	RPI 26-50	W-L RECORDS	RPI 51-100	RPI 101-150	RPI 150+				
8- 6	0- 2	0- 0	OVERALL	0- 2	0- 1	8- 1				
3- 2	0- 1	0- 0	HOME	0- 0	0- 1	3- 0				
5- 2	0- 0	0- 0	AWAY	0- 2	0- 0	5- 0				
0- 2	0- 1	0- 0	NEUTRAL	0- 0	0- 0	0- 1				
2- 5	0- 2	0- 0	NON-CONFERENCE	0- 2	0- 0	2- 1				
1- 1	0- 1	0- 0	HOME	0- 0	0- 0	1- 0				
1- 2	0- 0	0- 0	AWAY	0- 2	0- 0	1- 0				
0- 2	0- 1	0- 0	NEUTRAL	0- 0	0- 0	0- 1				
6- 1	0- 0	0- 0	CONFERENCE	0- 0	0- 1	6- 0				
2- 1	0- 0	0- 0	HOME	0- 0	0- 1	2- 0				
4- 0	0- 0	0- 0	AWAY	0- 0	0- 0	4- 0				
0- 0	0- 0	0- 0	NEUTRAL	0- 0	0- 0	0- 0				

RPI 1-25				RPI 26-50				RPI 51-100				RPI 101+ Team's RPI: 116			
RPI	S	Opponent	Score	RPI	S	Opponent	Score	RPI	S	Opponent	Score	RPI	S	Opponent	Score
8	H	Gonzaga	55 70					70	A	Minnesota	60 71	122	H	Idaho	68 69
19	N	Texas A&M	67 78					81	A	South Dakota St.	50 60	152	N	Wichita St.	64 66
												173	A	Portland St.	73 62
												192	H	Southern Utah	91 65
												200	H	Northern Colo.	91 58
												209	A	Northern Ariz.	72 64
												224	H	UC Davis	77 65
												286	A	Eastern Wash.	89 85
												338	A	Sacramento St.	85 48
												341	A	Seattle U	73 65
LAST 10 Division I															
286	A	Eastern Wash.	89 85	209	A	Northern Ariz.	72 64								
173	A	Portland St.	73 62	338	A	Sacramento St.	85 48								
122	H	Idaho	68 69	19	N	Texas A&M	67 78								
192	H	Southern Utah	91 65	152	N	Wichita St.	64 66								
200	H	Northern Colo.	91 58	8	H	Gonzaga	55 70								

Non-Div I Games: Carroll (MT) 67 33 Mont. St.-Northern 93 34

Montana St.

Average RPI Win:	287	WON-LOST	WINNING	LAST 10	STRENGTH OF	OPP. STRENGTH	TEAM	ADJ.	CONF.	ADJ CONF.
Average RPI Loss:	129	RECORD	PCT. RANK	GAMES	SCHEDULE	OF SCHEDULE	RPI	RPI	RPI	RPI
DIV. I ONLY	5- 11	269	3-7	170	234	263	263	18	18	
DIV. I NON-CONF.	2- 8	295	0-4	82	162	256	256	21	21	
TOTALS	RPI 1-25	RPI 26-50	W-L RECORDS	RPI 51-100	RPI 101-150	RPI 150+				
5- 11	0- 2	0- 0	OVERALL	0- 3	0- 2	5- 4				
4- 4	0- 0	0- 0	HOME	0- 0	0- 2	4- 2				
1- 7	0- 2	0- 0	AWAY	0- 3	0- 0	1- 2				
0- 0	0- 0	0- 0	NEUTRAL	0- 0	0- 0	0- 0				
2- 8	0- 2	0- 0	NON-CONFERENCE	0- 2	0- 1	2- 3				
2- 2	0- 0	0- 0	HOME	0- 0	0- 1	2- 1				
0- 6	0- 2	0- 0	AWAY	0- 2	0- 0	0- 2				
0- 0	0- 0	0- 0	NEUTRAL	0- 0	0- 0	0- 0				
3- 3	0- 0	0- 0	CONFERENCE	0- 1	0- 1	3- 1				
2- 2	0- 0	0- 0	HOME	0- 0	0- 1	2- 1				
1- 1	0- 0	0- 0	AWAY	0- 1	0- 0	1- 0				
0- 0	0- 0	0- 0	NEUTRAL	0- 0	0- 0	0- 0				

RPI 1-25				RPI 26-50				RPI 51-100				RPI 101+ Team's RPI: 263			
RPI	S	Opponent	Score	RPI	S	Opponent	Score	RPI	S	Opponent	Score	RPI	S	Opponent	Score
11	A	Baylor	47 94					80	A	Michigan St.	48 93	128	H	N.C. A&T	56 74
20	A	Kentucky	54 79					86	A	Belmont	62 71	142	H	Tennessee Tech	55 75
								87	A	Dayton	41 58	184	A	Valparaiso	53 55
												197	A	Bowling Green	65 79
												227	H	Saint Francis (PA)	65 54
												231	H	Stetson	55 58
												248	H	Radford	73 62
												251	H	Eastern Ill.	51 57
												304	H	Jacksonville St.	67 48
												325	H	SIUE	75 69
												331	A	Tennessee St.	84 47
LAST 10 Division I															
86	A	Belmont	62 71	304	H	Jacksonville St.	67 48								
331	A	Tennessee St.	84 47	11	A	Baylor	47 94								
251	H	Eastern Ill.	51 57	184	A	Valparaiso	53 55								
325	H	SIUE	75 69	80	A	Michigan St.	48 93								
142	H	Tennessee Tech	55 75	87	A	Dayton	41 58								

Non-Div I Games: Asbury 107 55 Midway 107 55

Morehead St.

Loss, Non-Conf, S Site, H Home A Away N Neutral

Average RPI Win:	267	WON-LOST	WINNING	LAST 10	STRENGTH OF	OPP. STRENGTH	TEAM	ADJ.	CONF.	ADJ CONF.
Average RPI Loss:	194	RECORD	PCT. RANK	GAMES	SCHEDULE	OF SCHEDULE	RPI	RPI	RPI	RPI
DIV. I ONLY	6- 11	255	5-5	271	334	265	265	30	30	
DIV. I NON-CONF.	2- 9	304	1-3	258	269	308	308	31	31	
TOTALS	RPI 1-25	RPI 26-50	W-L RECORDS	RPI 51-100	RPI 101-150	RPI 150+				
6- 11	0- 0	0- 1	OVERALL	0- 3	1- 0	5- 7				
4- 0	0- 0	0- 0	HOME	0- 0	1- 0	3- 0				
2- 9	0- 0	0- 1	AWAY	0- 2	0- 0	2- 6				
0- 2	0- 0	0- 0	NEUTRAL	0- 1	0- 0	0- 1				
2- 9	0- 0	0- 1	NON-CONFERENCE	0- 3	0- 0	2- 5				
1- 0	0- 0	0- 0	HOME	0- 0	0- 0	1- 0				
1- 7	0- 0	0- 1	AWAY	0- 2	0- 0	1- 4				
0- 2	0- 0	0- 0	NEUTRAL	0- 1	0- 0	0- 1				
4- 2	0- 0	0- 0	CONFERENCE	0- 0	1- 0	3- 2				
3- 0	0- 0	0- 0	HOME	0- 0	1- 0	2- 0				
1- 2	0- 0	0- 0	AWAY	0- 0	0- 0	1- 2				
0- 0	0- 0	0- 0	NEUTRAL	0- 0	0- 0	0- 0				

RPI 1-25				RPI 26-50				RPI 51-100				RPI 101+ Team's RPI: 265			
RPI	S	Opponent	Score	RPI	S	Opponent	Score	RPI	S	Opponent	Score	RPI	S	Opponent	Score
				39	A	Marquette	48 70	55	A	Michigan	48 80	128	H	N.C. A&T	42 38
								60	A	Nebraska	55 78	185	A	Bethune-Cookman	65 74
								93	N	Stony Brook	56 63	191	N	Akron	45 52
												234	H	Howard	74 67
												244	A	Marshall	57 52
												261	A	Delaware St.	61 69
												278	A	Omaha	64 70
												294	H	Texas St.	72 62
												315	A	Hofstra	39 51
												321	A	UMBC	63 65
												340	A	Saint Peter's	77 78
												349	H	South Carolina St.	77 47
												350	A	Florida A&M	59 47
LAST 10 Division I															
				128	H	N.C. A&T	42 38	261	A	Delaware St.	61 69				
				234	H	Howard	74 67	191	N	Akron	45 52				
				185	A	Bethune-Cookman	65 74	93	N	Stony Brook	56 63				
				350	A	Florida A&M	59 47	294	H	Texas St.	72 62				
				349	H	South Carolina St.	77 47	321	A	UMBC	63 65				

Non-Div I Games: Washington Adventis84 52 Notre Dame (MD) 113 34

Morgan St.

Loss, Non-Conf, S Site, H Home A Away N Neutral

Mt. St. Mary's

Through Games Of Jan. 22, 2020

Average RPI Win:	286	WON-LOST	WINNING	LAST 10	STRENGTH OF	OPP. STRENGTH	TEAM	ADJ.	CONF.	ADJ CONF.
Average RPI Loss:	128	RECORD	PCT. RANK	GAMES	SCHEDULE	OF SCHEDULE	RPI	RPI	RPI	RPI
DIV. I ONLY	9- 8	162	6-4	302	185	212	212	29	29	
DIV. I NON-CONF.	4- 7	225	1-3	182	93	207	207	30	30	
TOTALS	RPI 1-25	RPI 26-50	W-L RECORDS	RPI 51-100	RPI 101-150	RPI 150+				
9- 8	0- 2	0- 1	OVERALL	0- 0	1- 1	8- 4				
6- 1	0- 0	0- 0	HOME	0- 0	0- 1	6- 0				
2- 6	0- 2	0- 1	AWAY	0- 0	0- 0	2- 3				
1- 1	0- 0	0- 0	NEUTRAL	0- 0	1- 0	0- 1				
4- 7	0- 2	0- 1	NON-CONFERENCE	0- 0	1- 1	3- 3				
2- 1	0- 0	0- 0	HOME	0- 0	0- 1	2- 0				
1- 5	0- 2	0- 1	AWAY	0- 0	0- 0	1- 2				
1- 1	0- 0	0- 0	NEUTRAL	0- 0	1- 0	0- 1				
5- 1	0- 0	0- 0	CONFERENCE	0- 0	0- 0	5- 1				
4- 0	0- 0	0- 0	HOME	0- 0	0- 0	4- 0				
1- 1	0- 0	0- 0	AWAY	0- 0	0- 0	1- 1				
0- 0	0- 0	0- 0	NEUTRAL	0- 0	0- 0	0- 0				

RPI 1-25				RPI 26-50				RPI 51-100				RPI 101+ Team's RPI: 212			
RPI	S	Opponent	Score	RPI	S	Opponent	Score	RPI	S	Opponent	Score	RPI	S	Opponent	Score
12	A	Indiana	52 75	33	A	Old Dominion	34 85					117	H	Lehigh	65 66
20	A	Kentucky	44 67									129	N	Richmond	75 67
												170	A	Merrimack	55 76
												172	N	Hampton	60 68
												177	A	Towson	57 73
												248	A	Radford	75 58
												269	H	Wagner	78 63
												288	H	Loyola Maryland	81 75
												306	H	St. Francis Brooklyn	69 60
												319	A	Bryant	76 70
												321	H	UMBC	71 61
												323	A	UMES	76 78
												345	H	Central Conn. St.	72 64
												348	H	LIU Brooklyn	75 57
LAST 10 Division I															
306	H	St. Francis Brooklyn	69 60	269	H	Wagner	78 63								
345	H	Central Conn. St.	72 64	33	A	Old Dominion	34 85								
170	A	Merrimack	55 76	129	N	Richmond	75 67								
319	A	Bryant	76 70	172	N	Hampton	60 68								
348	H	LIU Brooklyn	75 57	323	A	UMES	76 78								

Non-Div I Games: Frostburg St. 94 40

Mt. St. Mary's

Loss, Non-Conf, S Site, H Home A Away N Neutral

Average RPI Win:	269	WON-LOST	WINNING	LAST 10	STRENGTH OF	OPP. STRENGTH	TEAM	ADJ.	CONF.	ADJ CONF.
Average RPI Loss:	112	RECORD	PCT. RANK	GAMES	SCHEDULE	OF SCHEDULE	RPI	RPI	RPI	RPI
DIV. I ONLY	6- 9	227	3-7	218	180	205	205	18	18	
DIV. I NON-CONF.	5- 4	140	2-2	308	75	183	183	21	21	
TOTALS	RPI 1-25	RPI 26-50	W-L RECORDS	RPI 51-100	RPI 101-150	RPI 150+				
6- 9	0- 2	0- 0	OVERALL	0- 3	0- 1	6- 3				
3- 2	0- 0	0- 0	HOME	0- 1	0- 0	3- 1				
3- 7	0- 2	0- 0	AWAY	0- 2	0- 1	3- 2				
0- 0	0- 0	0- 0	NEUTRAL	0- 0	0- 0	0- 0				
5- 4	0- 2	0- 0	NON-CONFERENCE	0- 1	0- 0	5- 1				
2- 1	0- 0	0- 0	HOME	0- 0	0- 0	2- 1				
3- 3	0- 2	0- 0	AWAY	0- 1	0- 0	3- 0				
0- 0	0- 0	0- 0	NEUTRAL	0- 0	0- 0	0- 0				
1- 5	0- 0	0- 0	CONFERENCE	0- 2	0- 1	1- 2				
1- 1	0- 0	0- 0	HOME	0- 1	0- 0	1- 0				
0- 4	0- 0	0- 0	AWAY	0- 1	0- 1	0- 2				
0- 0	0- 0	0- 0	NEUTRAL	0- 0	0- 0	0- 0				

RPI 1-25				RPI 26-50				RPI 51-100				RPI 101+				Team's RPI: 205
RPI	S	Opponent	Score	RPI	S	Opponent	Score	RPI	S	Opponent	Score	RPI	S	Opponent	Score	
1	A	Louisville	40 76					68	A	UT Martin	56 98	142	A	Tennessee Tech	72 77	
14	A	Mississippi St.	43 124					68	H	UT Martin	64 89	166	H	Samford	56 84	
								69	A	Southern Ill.	66 76	176	A	Southeast Mo. St.	73 88	
												176	H	Southeast Mo. St.	70 62	
												238	H	Arkansas St.	77 62	
												252	A	Lipscomb	67 57	
												272	H	Indiana St.	70 62	
												304	A	Jacksonville St.	51 68	
												327	A	Evansville	61 59	
												351	A	Mississippi Val.	72 66	
LAST 10 Division I																
176	A	Southeast Mo. St.	73 88	68	H	UT Martin	64 89									
68	A	UT Martin	56 98	166	H	Samford	56 84									
142	A	Tennessee Tech	72 77	69	A	Southern Ill.	66 76									
304	A	Jacksonville St.	51 68	272	H	Indiana St.	70 62									
176	H	Southeast Mo. St.	70 62	327	A	Evansville	61 59									

Non-Div I Games: Cumberland (TN) 93 60 Christian Bros. 95 59

Murray St.

■ Loss,
 ■ Non-Conf, S Site,
 ■ Home
 ■ Away
 N Neutral

Average RPI Win:	242	WON-LOST	WINNING	LAST 10	STRENGTH OF	OPP. STRENGTH	TEAM	ADJ.	CONF.	ADJ CONF.
Average RPI Loss:	123	RECORD	PCT. RANK	GAMES	SCHEDULE	OF SCHEDULE	RPI	RPI	RPI	RPI
DIV. I ONLY	10- 5	71	8-2	301	123	128	128	30	30	
DIV. I NON-CONF.	6- 4	122	4-1	112	47	64	64	31	31	
TOTALS	RPI 1-25	RPI 26-50	W-L RECORDS	RPI 51-100	RPI 101-150	RPI 150+				
10- 5	0- 1	0- 0	OVERALL	0- 2	2- 0	8- 2				
3- 0	0- 0	0- 0	HOME	0- 0	1- 0	2- 0				
6- 4	0- 1	0- 0	AWAY	0- 1	1- 0	5- 2				
1- 1	0- 0	0- 0	NEUTRAL	0- 1	0- 0	1- 0				
6- 4	0- 1	0- 0	NON-CONFERENCE	0- 2	2- 0	4- 1				
2- 0	0- 0	0- 0	HOME	0- 0	1- 0	1- 0				
3- 3	0- 1	0- 0	AWAY	0- 1	1- 0	2- 1				
1- 1	0- 0	0- 0	NEUTRAL	0- 1	0- 0	1- 0				
4- 1	0- 0	0- 0	CONFERENCE	0- 0	0- 0	4- 1				
1- 0	0- 0	0- 0	HOME	0- 0	0- 0	1- 0				
3- 1	0- 0	0- 0	AWAY	0- 0	0- 0	3- 1				
0- 0	0- 0	0- 0	NEUTRAL	0- 0	0- 0	0- 0				

RPI 1-25				RPI 26-50				RPI 51-100				RPI 101+ Team's RPI: 128			
RPI	S	Opponent	Score	RPI	S	Opponent	Score	RPI	S	Opponent	Score	RPI	S	Opponent	Score
15	A	NC State	44 80					54	N	Miami (FL)	67 68	110	A	VCU	69 58
								89	A	Georgia	54 72	125	H	UNC Greensboro	57 48
												171	A	Clemson	82 74
												191	A	Akron	52 64
												232	H	ETSU	80 69
												238	N	Arkansas St.	55 50
												261	A	Delaware St.	69 45
												263	A	Morehead St.	74 56
												265	A	Morgan St.	38 42
												323	A	UMES	67 31
												342	A	Coppin St.	84 38
												350	H	Florida A&M	71 44
LAST 10 Division I															
265	A	Morgan St.	38 42	110	A	VCU	69 58								
342	A	Coppin St.	84 38	171	A	Clemson	82 74								
261	A	Delaware St.	69 45	191	A	Akron	52 64								
323	A	UMES	67 31	125	H	UNC Greensboro	57 48								
350	H	Florida A&M	71 44	263	A	Morehead St.	74 56								

Non-Div I Games: Saint Augustine's 75 44 Johnson & Wales (NC121 61

N.C. A&T

Loss, Non-Conf, S Site, H Home A Away N Neutral

N.C. Central

Through Games Of Jan. 22, 2020

Average RPI Win:	297	WON-LOST	WINNING	LAST 10	STRENGTH OF	OPP. STRENGTH	TEAM	ADJ.	CONF.	ADJ CONF.
Average RPI Loss:	193	RECORD	PCT. RANK	GAMES	SCHEDULE	OF SCHEDULE	RPI	RPI	RPI	RPI
DIV. I ONLY	4- 12	294	3-7	316	271	312	312	30	30	
DIV. I NON-CONF.	2- 9	304	1-4	218	223	304	304	31	31	
TOTALS	RPI 1-25	RPI 26-50	W-L RECORDS	RPI 51-100	RPI 101-150	RPI 150+				
4- 12	0- 1	0- 0	OVERALL	0- 1	1- 2	3- 8				
2- 3	0- 0	0- 0	HOME	0- 0	1- 0	1- 3				
2- 8	0- 1	0- 0	AWAY	0- 1	0- 2	2- 4				
0- 1	0- 0	0- 0	NEUTRAL	0- 0	0- 0	0- 1				
2- 9	0- 1	0- 0	NON-CONFERENCE	0- 1	1- 2	1- 5				
1- 3	0- 0	0- 0	HOME	0- 0	1- 0	0- 3				
1- 5	0- 1	0- 0	AWAY	0- 1	0- 2	1- 1				
0- 1	0- 0	0- 0	NEUTRAL	0- 0	0- 0	0- 1				
2- 3	0- 0	0- 0	CONFERENCE	0- 0	0- 0	2- 3				
1- 0	0- 0	0- 0	HOME	0- 0	0- 0	1- 0				
1- 3	0- 0	0- 0	AWAY	0- 0	0- 0	1- 3				
0- 0	0- 0	0- 0	NEUTRAL	0- 0	0- 0	0- 0				

RPI 1-25				RPI 26-50				RPI 51-100				RPI 101+ Team's RPI: 312			
RPI	S	Opponent	Score	RPI	S	Opponent	Score	RPI	S	Opponent	Score	RPI	S	Opponent	Score
6	A	Iowa	50 102					73	A	North Carolina	53 92	101	A	California	69 90
												135	A	CSU Bakersfield	71 80
												138	H	Campbell	67 64
												185	A	Bethune-Cookman	52 73
												189	N	Penn St.	68 92
												241	H	High Point	58 78
												243	A	Col. of Charleston	78 85
												253	H	Winthrop	46 56
												261	A	Delaware St.	54 64
												305	H	FIU	58 59
												323	A	UMES	63 65
												348	A	LIU Brooklyn	61 59
												350	A	Florida A&M	71 70
												350	H	Florida A&M	66 57
LAST 10 Division I															
350	A	Florida A&M	71 70	348	A	LIU Brooklyn	61 59	6	A	Iowa	50 102				
185	A	Bethune-Cookman	52 73	73	A	North Carolina	53 92								
323	A	UMES	63 65	305	H	FIU	58 59								
261	A	Delaware St.	54 64	135	A	CSU Bakersfield	71 80								
350	H	Florida A&M	66 57												

Non-Div I Games: Washington Adventis83 48 Lincoln (PA) 53 68

N.C. Central

Loss, Non-Conf, S Site, H Home A Away N Neutral

N
C
S
t
a
t
e

NC State				Through Games Of Jan. 22, 2020						
Average RPI Win:	126	WON-LOST	WINNING	LAST 10	STRENGTH OF	OPP. STRENGTH	TEAM	ADJ.	CONF.	ADJ CONF.
Average RPI Loss:	73	RECORD	PCT. RANK	GAMES	SCHEDULE	OF SCHEDULE	RPI	RPI	RPI	RPI
DIV. I ONLY		17- 1	5	9-1	82	14	15	15	5	5
DIV. I NON-CONF.		11- 0	1	3-0	179	41	17	17	3	3
<hr/>										
TOTALS	RPI 1-25	RPI 26-50		W-L RECORDS		RPI 51-100		RPI 101-150		RPI 150+
17- 1	2- 0	3- 0		OVERALL		2- 1		3- 0		7- 0
11- 0	2- 0	2- 0		HOME		1- 0		2- 0		4- 0
4- 1	0- 0	0- 0		AWAY		1- 1		1- 0		2- 0
2- 0	0- 0	1- 0		NEUTRAL		0- 0		0- 0		1- 0
<hr/>										
11- 0	1- 0	1- 0		NON-CONFERENCE		0- 0		2- 0		7- 0
7- 0	1- 0	0- 0		HOME		0- 0		2- 0		4- 0
2- 0	0- 0	0- 0		AWAY		0- 0		0- 0		2- 0
2- 0	0- 0	1- 0		NEUTRAL		0- 0		0- 0		1- 0
<hr/>										
6- 1	1- 0	2- 0		CONFERENCE		2- 1		1- 0		0- 0
4- 0	1- 0	2- 0		HOME		1- 0		0- 0		0- 0
2- 1	0- 0	0- 0		AWAY		1- 1		1- 0		0- 0
0- 0	0- 0	0- 0		NEUTRAL		0- 0		0- 0		0- 0
<hr/>										
RPI 1-25		Team's RPI: 15		RPI 26-50		RPI 51-100		RPI 101+		
RPI S	Opponent	Score		RPI S	Opponent	Score		RPI S	Opponent	Score
16	H Maryland	66 59		29	H Virginia Tech	76 69		58	H Wake Forest	59 45
18	H Florida St.	68 51		34	H Virginia	80 60		73	A North Carolina	60 66
				45	N Texas	84 73		79	A Boston College	72 54
<hr/>										
LAST 10 Division I										
				58 H Wake Forest		59 45		29 H Virginia Tech		76 69
				18 H Florida St.		68 51		79 A Boston College		72 54
				121 A Notre Dame		90 56		201 H Chattanooga		74 38
				73 A North Carolina		60 66		105 H Elon		62 49
				34 H Virginia		80 60		16 H Maryland		66 59

N
C
S
t
a
t
e

Non-Div I Games:

NC State

Average RPI Win: 330	WON-LOST	WINNING	LAST 10	STRENGTH OF	OPP. STRENGTH	TEAM	ADJ.	CONF.	ADJ CONF.
Average RPI Loss: 192	RECORD	PCT. RANK	GAMES	SCHEDULE	OF SCHEDULE	RPI	RPI	RPI	RPI
DIV. I ONLY	3- 15	321	1-9	274	336	330	330	16	16
DIV. I NON-CONF.	3- 10	282	1-4	268	344	323	323	16	16
TOTALS	RPI 1-25	RPI 26-50	W-L RECORDS	RPI 51-100	RPI 101-150	RPI 150+			
3- 15	0- 0	0- 1	OVERALL	0- 2	0- 2	3- 10			
2- 6	0- 0	0- 0	HOME	0- 1	0- 2	2- 3			
1- 9	0- 0	0- 1	AWAY	0- 1	0- 0	1- 7			
0- 0	0- 0	0- 0	NEUTRAL	0- 0	0- 0	0- 0			
3- 10	0- 0	0- 1	NON-CONFERENCE	0- 1	0- 1	3- 7			
2- 3	0- 0	0- 0	HOME	0- 1	0- 1	2- 1			
1- 7	0- 0	0- 1	AWAY	0- 0	0- 0	1- 6			
0- 0	0- 0	0- 0	NEUTRAL	0- 0	0- 0	0- 0			
0- 5	0- 0	0- 0	CONFERENCE	0- 1	0- 1	0- 3			
0- 3	0- 0	0- 0	HOME	0- 0	0- 1	0- 2			
0- 2	0- 0	0- 0	AWAY	0- 1	0- 0	0- 1			
0- 0	0- 0	0- 0	NEUTRAL	0- 0	0- 0	0- 0			

RPI 1-25				RPI 26-50				RPI 51-100				RPI 101+				Team's RPI: 330	
RPI	S	Opponent	Score	RPI	S	Opponent	Score	RPI	S	Opponent	Score	RPI	S	Opponent	Score		
				50	A	Colorado	57 80	84	A	North Florida	48 71	111	H	Liberty	53 67		
								95	H	Colgate	52 79	123	H	Penn	51 85		
												154	A	Columbia	43 99		
												160	A	Cornell	44 68		
												196	A	Binghamton	40 75		
												221	H	Kennesaw St.	64 77		
												235	A	Jacksonville	67 88		
												252	H	Lipscomb	57 65		
												269	A	Wagner	59 61		
												273	A	Vermont	59 65		
												306	H	St. Francis Brooklyn	88 69		
												317	A	Air Force	48 68		
												336	H	Fairleigh Dickinson	59 68		
												340	H	Saint Peter's	76 73		
												344	A	Hartford	61 52		
LAST 10 Division I																	
				252	H	Lipscomb	57 65	196	A	Binghamton	40 75						
				221	H	Kennesaw St.	64 77	154	A	Columbia	43 99						
				235	A	Jacksonville	67 88	273	A	Vermont	59 65						
				84	A	North Florida	48 71	336	H	Fairleigh Dickinson	59 68						
				111	H	Liberty	53 67	344	A	Hartford	61 52						

Non-Div I Games:

NJIT

Average RPI Win:	224	WON-LOST	WINNING	LAST 10	STRENGTH OF	OPP. STRENGTH	TEAM	ADJ.	CONF.	ADJ CONF.
Average RPI Loss:	159	RECORD	PCT. RANK	GAMES	SCHEDULE	OF SCHEDULE	RPI	RPI	RPI	RPI
DIV. I ONLY	5- 12	274	1-9	157	244	262	262	15	15	
DIV. I NON-CONF.	4- 6	212	0-3	292	254	273	273	15	15	
TOTALS	RPI 1-25	RPI 26-50	W-L RECORDS	RPI 51-100	RPI 101-150	RPI 150+				
5- 12	0- 0	0- 1	OVERALL	0- 2	0- 3	5- 6				
4- 4	0- 0	0- 1	HOME	0- 0	0- 2	4- 1				
1- 8	0- 0	0- 0	AWAY	0- 2	0- 1	1- 5				
0- 0	0- 0	0- 0	NEUTRAL	0- 0	0- 0	0- 0				
4- 6	0- 0	0- 0	NON-CONFERENCE	0- 1	0- 0	4- 5				
3- 1	0- 0	0- 0	HOME	0- 0	0- 0	3- 1				
1- 5	0- 0	0- 0	AWAY	0- 1	0- 0	1- 4				
0- 0	0- 0	0- 0	NEUTRAL	0- 0	0- 0	0- 0				
1- 6	0- 0	0- 1	CONFERENCE	0- 1	0- 3	1- 1				
1- 3	0- 0	0- 1	HOME	0- 0	0- 2	1- 0				
0- 3	0- 0	0- 0	AWAY	0- 1	0- 1	0- 1				
0- 0	0- 0	0- 0	NEUTRAL	0- 0	0- 0	0- 0				

RPI 1-25				RPI 26-50				RPI 51-100				RPI 101+				Team's RPI: 262	
RPI	S	Opponent	Score	RPI	S	Opponent	Score	RPI	S	Opponent	Score	RPI	S	Opponent	Score		
				48	H	Bucknell	34 61	73	A	North Carolina	40 80	108	H	Holy Cross	49 58		
								95	A	Colgate	55 80	117	A	Lehigh	40 70		
												117	H	Lehigh	53 60		
												171	A	Clemson	65 52		
												174	A	Saint Joseph's	40 49		
												199	H	La Salle	61 46		
												206	H	George Mason	58 67		
												210	H	Boston U.	46 41		
												221	H	Kennesaw St.	82 62		
												222	A	Lafayette	52 79		
												229	A	Maine	41 46		
												245	A	Fairfield	52 66		
												273	A	Vermont	56 64		
												317	H	Air Force	67 59		
LAST 10 Division I																	
				210	H	Boston U.	46 41	108	H	Holy Cross	49 58						
				222	A	Lafayette	52 79	117	A	Lehigh	40 70						
				117	H	Lehigh	53 60	174	A	Saint Joseph's	40 49						
				95	A	Colgate	55 80	206	H	George Mason	58 67						
				48	H	Bucknell	34 61	245	A	Fairfield	52 66						

Non-Div I Games: Stevenson 70 36

Navy

Nebraska

Through Games Of Jan. 22, 2020

Average RPI Win:	169	WON-LOST	WINNING	LAST 10	STRENGTH OF	OPP. STRENGTH	TEAM	ADJ.	CONF.	ADJ CONF.
Average RPI Loss:	36	RECORD	PCT. RANK	GAMES	SCHEDULE	OF SCHEDULE	RPI	RPI	RPI	RPI
DIV. I ONLY	14- 5	53	6-4	106	40	60	60	2	2	
DIV. I NON-CONF.	10- 1	19	2-0	303	117	102	102	2	2	
TOTALS	RPI 1-25	RPI 26-50	W-L RECORDS	RPI 51-100	RPI 101-150	RPI 150+				
14- 5	1- 3	1- 1	OVERALL	3- 1	2- 0	7- 0				
11- 2	1- 2	1- 0	HOME	2- 0	1- 0	6- 0				
1- 3	0- 1	0- 1	AWAY	0- 1	1- 0	0- 0				
2- 0	0- 0	0- 0	NEUTRAL	1- 0	0- 0	1- 0				
10- 1	0- 1	1- 0	NON-CONFERENCE	1- 0	1- 0	7- 0				
7- 1	0- 1	1- 0	HOME	0- 0	0- 0	6- 0				
1- 0	0- 0	0- 0	AWAY	0- 0	1- 0	0- 0				
2- 0	0- 0	0- 0	NEUTRAL	1- 0	0- 0	1- 0				
4- 4	1- 2	0- 1	CONFERENCE	2- 1	1- 0	0- 0				
4- 1	1- 1	0- 0	HOME	2- 0	1- 0	0- 0				
0- 3	0- 1	0- 1	AWAY	0- 1	0- 0	0- 0				
0- 0	0- 0	0- 0	NEUTRAL	0- 0	0- 0	0- 0				

RPI	S	Opponent	Score	RPI	S	Opponent	Score	RPI	S	Opponent	Score	RPI	S	Opponent	Score
6	H	Iowa	78 69	35	A	Rutgers	65 69	55	H	Michigan	74 71	115	H	Wisconsin	65 50
16	A	Maryland	69 87	49	H	Duke	83 79	70	H	Minnesota	72 58	147	A	Missouri	90 85
23	H	Creighton	74 79					80	A	Michigan St.	70 78	213	H	Manhattan	71 51
25	H	Purdue	68 76					82	N	Southern California	67 54	239	H	Southern U.	73 39
												255	H	Oral Roberts	77 67
												265	H	Morgan St.	78 55
												268	N	Sacred Heart	72 49
												274	H	Alabama A&M	68 46
												325	H	SIUE	63 49
LAST 10 Division I															
25	H	Purdue	68 76	70	H	Minnesota	72 58								
55	H	Michigan	74 71	80	A	Michigan St.	70 78								
16	A	Maryland	69 87	6	H	Iowa	78 69								
35	A	Rutgers	65 69	213	H	Manhattan	71 51								
115	H	Wisconsin	65 50	255	H	Oral Roberts	77 67								

Non-Div I Games:

Nebraska

■ Loss,
■ Non-Conf, S Site,
■ Home
■ Away
N Neutral

Nevada

Through Games Of Jan. 22, 2020

Average RPI Win: 299	WON-LOST	WINNING	LAST 10	STRENGTH OF	OPP. STRENGTH	TEAM	ADJ.	CONF.	ADJ CONF.
Average RPI Loss: 173	RECORD	PCT. RANK	GAMES	SCHEDULE	OF SCHEDULE	RPI	RPI	RPI	RPI
DIV. I ONLY	8- 10	204	4-6	314	303	287	287	17	17
DIV. I NON-CONF.	6- 4	122	2-1	320	331	238	238	24	24
TOTALS	RPI 1-25	RPI 26-50	W-L RECORDS	RPI 51-100	RPI 101-150	RPI 150+			
8- 10	0- 0	0- 0	OVERALL	0- 2	0- 3	8- 5			
6- 3	0- 0	0- 0	HOME	0- 0	0- 2	6- 1			
1- 7	0- 0	0- 0	AWAY	0- 2	0- 1	1- 4			
1- 0	0- 0	0- 0	NEUTRAL	0- 0	0- 0	1- 0			
6- 4	0- 0	0- 0	NON-CONFERENCE	0- 1	0- 2	6- 1			
4- 1	0- 0	0- 0	HOME	0- 0	0- 1	4- 0			
1- 3	0- 0	0- 0	AWAY	0- 1	0- 1	1- 1			
1- 0	0- 0	0- 0	NEUTRAL	0- 0	0- 0	1- 0			
2- 6	0- 0	0- 0	CONFERENCE	0- 1	0- 1	2- 4			
2- 2	0- 0	0- 0	HOME	0- 0	0- 1	2- 1			
0- 4	0- 0	0- 0	AWAY	0- 1	0- 0	0- 3			
0- 0	0- 0	0- 0	NEUTRAL	0- 0	0- 0	0- 0			

RPI S	Opponent	Score	RPI S	Opponent	Score	RPI S	Opponent	Score	RPI S	Opponent	Score
						82	A Southern California	47 50	113	A Utah	62 68
						100	A Boise St.	40 54	139	H San Jose St.	70 72
									150	H SFA	65 80
									173	A Portland St.	75 80
									178	H Saint Mary's (CA)	78 72
									186	A UNLV	64 66
									217	A Wyoming	59 83
									250	A Colorado St.	70 75
									270	H San Diego St.	70 69
									276	H Utah St.	69 60
									317	H Air Force	61 68
									318	A Utah Valley	60 57
									322	N UTRGV	62 57
									338	H Sacramento St.	83 72
									339	H Cal Poly	71 40
									347	H Chicago St.	80 60
LAST 10 Division I											
			186	A UNLV	64 66	100	A Boise St.	40 54			
			270	H San Diego St.	70 69	250	A Colorado St.	70 75			
			217	A Wyoming	59 83	339	H Cal Poly	71 40			
			276	H Utah St.	69 60	322	N UTRGV	62 57			
			139	H San Jose St.	70 72	82	A Southern California	47 50			

Non-Div I Games: Stanislaus St. 80 62

Nevada

Loss, Non-Conf, S Site, H Home A Away N Neutral

New Hampshire

Through Games Of Jan. 22, 2020

Average RPI Win:	330	WON-LOST	WINNING	LAST 10	STRENGTH OF	OPP. STRENGTH	TEAM	ADJ.	CONF.	ADJ CONF.
Average RPI Loss:	156	RECORD	PCT. RANK	GAMES	SCHEDULE	OF SCHEDULE	RPI	RPI	RPI	RPI
DIV. I ONLY	5- 12	274	4-6	248	277	279	279	28	28	
DIV. I NON-CONF.	2- 9	304	1-3	189	252	299	299	29	29	
TOTALS	RPI 1-25	RPI 26-50	W-L RECORDS	RPI 51-100	RPI 101-150	RPI 150+				
5- 12	0- 2	0- 0	OVERALL	0- 1	0- 2	5- 7				
2- 4	0- 0	0- 0	HOME	0- 1	0- 0	2- 3				
3- 8	0- 2	0- 0	AWAY	0- 0	0- 2	3- 4				
0- 0	0- 0	0- 0	NEUTRAL	0- 0	0- 0	0- 0				
2- 9	0- 2	0- 0	NON-CONFERENCE	0- 0	0- 2	2- 5				
1- 3	0- 0	0- 0	HOME	0- 0	0- 0	1- 3				
1- 6	0- 2	0- 0	AWAY	0- 0	0- 2	1- 2				
0- 0	0- 0	0- 0	NEUTRAL	0- 0	0- 0	0- 0				
3- 3	0- 0	0- 0	CONFERENCE	0- 1	0- 0	3- 2				
1- 1	0- 0	0- 0	HOME	0- 1	0- 0	1- 0				
2- 2	0- 0	0- 0	AWAY	0- 0	0- 0	2- 2				
0- 0	0- 0	0- 0	NEUTRAL	0- 0	0- 0	0- 0				

RPI 1-25				RPI 26-50				RPI 51-100				RPI 101+ Team's RPI: 279			
RPI	S	Opponent	Score	RPI	S	Opponent	Score	RPI	S	Opponent	Score	RPI	S	Opponent	Score
11	A	Baylor	29 97					93	H	Stony Brook	44 53	108	A	Holy Cross	61 82
21	A	Princeton	37 77									132	A	Massachusetts	65 67
												155	A	Dartmouth	47 66
												170	A	Merrimack	54 64
												210	H	Boston U.	64 78
												226	H	Brown	68 76
												229	A	Maine	50 67
												230	A	UMass Lowell	53 58
												292	H	North Dakota St.	61 67
												319	A	Bryant	68 56
												320	A	Albany (NY)	48 47
												321	A	UMBC	72 63
												344	H	Hartford	72 71
												345	H	Central Conn. St.	70 59
LAST 10 Division I															
321	A	UMBC	72 63	230	A	UMass Lowell	53 58								
320	A	Albany (NY)	48 47	21	A	Princeton	37 77								
93	H	Stony Brook	44 53	108	A	Holy Cross	61 82								
229	A	Maine	50 67	155	A	Dartmouth	47 66								
344	H	Hartford	72 71	345	H	Central Conn. St.	70 59								

Non-Div I Games: Wheaton (MA) 89 44

New Hampshire

Loss, Non-Conf, S Site, H Home A Away N Neutral

New Mexico

Through Games Of Jan. 22, 2020

Average RPI Win:	225	WON-LOST	WINNING	LAST 10	STRENGTH OF	OPP. STRENGTH	TEAM	ADJ.	CONF.	ADJ CONF.
Average RPI Loss:	127	RECORD	PCT. RANK	GAMES	SCHEDULE	OF SCHEDULE	RPI	RPI	RPI	RPI
DIV. I ONLY	10- 10	173	4-6	150	188	183	183	17	17	
DIV. I NON-CONF.	8- 4	90	2-2	169	135	123	123	24	24	
TOTALS	RPI 1-25	RPI 26-50	W-L RECORDS	RPI 51-100	RPI 101-150	RPI 150+				
10- 10	0- 0	0- 2	OVERALL	0- 3	2- 2	8- 3				
6- 5	0- 0	0- 0	HOME	0- 1	1- 1	5- 3				
3- 4	0- 0	0- 1	AWAY	0- 2	0- 1	3- 0				
1- 1	0- 0	0- 1	NEUTRAL	0- 0	1- 0	0- 0				
8- 4	0- 0	0- 2	NON-CONFERENCE	0- 1	2- 0	6- 1				
5- 2	0- 0	0- 0	HOME	0- 1	1- 0	4- 1				
2- 1	0- 0	0- 1	AWAY	0- 0	0- 0	2- 0				
1- 1	0- 0	0- 1	NEUTRAL	0- 0	1- 0	0- 0				
2- 6	0- 0	0- 0	CONFERENCE	0- 2	0- 2	2- 2				
1- 3	0- 0	0- 0	HOME	0- 0	0- 1	1- 2				
1- 3	0- 0	0- 0	AWAY	0- 2	0- 1	1- 0				
0- 0	0- 0	0- 0	NEUTRAL	0- 0	0- 0	0- 0				

RPI	S	Opponent	Score	RPI	S	Opponent	Score	RPI	S	Opponent	Score	RPI	S	Opponent	Score	Team's RPI: 183
27	A	Arizona St.	47 84	67	H	Ball St.	57 70	112	H	Providence	86 68	139	A	San Jose St.	85 89	
42	N	West Virginia	60 73	96	A	Fresno St.	81 84	139	H	San Jose St.	80 81	147	N	Missouri	71 68	
				100	A	Boise St.	82 83	158	H	Houston	81 71	186	H	UNLV	51 68	
								208	A	UTEP	93 78	209	H	Northern Ariz.	83 76	
								217	H	Wyoming	66 73	236	H	UC Riverside	80 70	
								250	H	Colorado St.	73 62	257	H	LMU (CA)	72 73	
								307	A	New Mexico St.	86 67	307	H	New Mexico St.	107 53	
								317	A	Air Force	75 53					
LAST 10 Division I																
139	A	San Jose St.	85 89	139	H	San Jose St.	80 81									
186	H	UNLV	51 68	67	H	Ball St.	57 70									
250	H	Colorado St.	73 62	257	H	LMU (CA)	72 73									
317	A	Air Force	75 53	112	H	Providence	86 68									
96	A	Fresno St.	81 84	307	H	New Mexico St.	107 53									

Non-Div I Games: Northern N.M. 92 44

New Mexico

Loss, Non-Conf, S Site, H Home A Away N Neutral

Average RPI Win:	317	WON-LOST	WINNING	LAST 10	STRENGTH OF	OPP. STRENGTH	TEAM	ADJ.	CONF.	ADJ CONF.
Average RPI Loss:	201	RECORD	PCT. RANK	GAMES	SCHEDULE	OF SCHEDULE	RPI	RPI	RPI	RPI
DIV. I ONLY	5- 12	274	4-6	272	341	307	307	32	32	
DIV. I NON-CONF.	2- 10	313	1-4	200	293	313	313	32	32	
TOTALS	RPI 1-25	RPI 26-50	W-L RECORDS	RPI 51-100	RPI 101-150	RPI 150+				
5- 12	0- 0	0- 1	OVERALL	0- 1	0- 1	5- 9				
3- 6	0- 0	0- 1	HOME	0- 0	0- 0	3- 5				
2- 4	0- 0	0- 0	AWAY	0- 1	0- 0	2- 3				
0- 2	0- 0	0- 0	NEUTRAL	0- 0	0- 1	0- 1				
2- 10	0- 0	0- 1	NON-CONFERENCE	0- 1	0- 1	2- 7				
1- 5	0- 0	0- 1	HOME	0- 0	0- 0	1- 4				
1- 3	0- 0	0- 0	AWAY	0- 1	0- 0	1- 2				
0- 2	0- 0	0- 0	NEUTRAL	0- 0	0- 1	0- 1				
3- 2	0- 0	0- 0	CONFERENCE	0- 0	0- 0	3- 2				
2- 1	0- 0	0- 0	HOME	0- 0	0- 0	2- 1				
1- 1	0- 0	0- 0	AWAY	0- 0	0- 0	1- 1				
0- 0	0- 0	0- 0	NEUTRAL	0- 0	0- 0	0- 0				

RPI 1-25				RPI 26-50				RPI 51-100				RPI 101+				Team's RPI: 307	
RPI	S	Opponent	Score	RPI	S	Opponent	Score	RPI	S	Opponent	Score	RPI	S	Opponent	Score		
				27	H	Arizona St.	47 70	94	A	Abilene Christian	54 67	145	N	Western Mich.	76 79		
												183	A	New Mexico	53 107		
												183	H	New Mexico	67 86		
												208	A	UTEP	45 65		
												208	H	UTEP	57 63		
												228	A	UMKC	52 56		
												236	H	UC Riverside	58 60		
												260	H	Pepperdine	69 72		
												296	A	Denver	78 75		
												297	H	California Baptist	57 56		
												302	H	Weber St.	77 47		
												316	N	Georgia St.	51 59		
												318	H	Utah Valley	54 58		
												341	H	Seattle U	83 65		
												347	A	Chicago St.	73 60		
LAST 10 Division I																	
				341	H	Seattle U	83 65	94	A	Abilene Christian	54 67						
				318	H	Utah Valley	54 58	27	H	Arizona St.	47 70						
				228	A	UMKC	52 56	183	A	New Mexico	53 107						
				347	A	Chicago St.	73 60	302	H	Weber St.	77 47						
				297	H	California Baptist	57 56	145	N	Western Mich.	76 79						

Non-Div I Games: Western N.M. 75 56

New Mexico St.

■ Loss,
 ■ Non-Conf, S Site,
 ■ Home
 ■ Away
 N Neutral

New Orleans

Through Games Of Jan. 22, 2020

Average RPI Win:	240	WON-LOST	WINNING	LAST 10	STRENGTH OF	OPP. STRENGTH	TEAM	ADJ.	CONF.	ADJ CONF.
Average RPI Loss:	119	RECORD	PCT. RANK	GAMES	SCHEDULE	OF SCHEDULE	RPI	RPI	RPI	RPI
DIV. I ONLY	7- 8	198	6-4	81	290	137	137	24	24	
DIV. I NON-CONF.	2- 5	259	1-1	53	205	164	164	23	23	
TOTALS	RPI 1-25	RPI 26-50	W-L RECORDS	RPI 51-100	RPI 101-150	RPI 150+				
7- 8	0- 1	0- 1	OVERALL	0- 2	1- 2	6- 2				
3- 3	0- 0	0- 0	HOME	0- 0	1- 2	2- 1				
4- 5	0- 1	0- 1	AWAY	0- 2	0- 0	4- 1				
0- 0	0- 0	0- 0	NEUTRAL	0- 0	0- 0	0- 0				
2- 5	0- 1	0- 1	NON-CONFERENCE	0- 1	0- 1	2- 1				
1- 1	0- 0	0- 0	HOME	0- 0	0- 1	1- 0				
1- 4	0- 1	0- 1	AWAY	0- 1	0- 0	1- 1				
0- 0	0- 0	0- 0	NEUTRAL	0- 0	0- 0	0- 0				
5- 3	0- 0	0- 0	CONFERENCE	0- 1	1- 1	4- 1				
2- 2	0- 0	0- 0	HOME	0- 0	1- 1	1- 1				
3- 1	0- 0	0- 0	AWAY	0- 1	0- 0	3- 0				
0- 0	0- 0	0- 0	NEUTRAL	0- 0	0- 0	0- 0				

RPI S	Opponent	Score	RPI S	Opponent	Score	RPI S	Opponent	Score	RPI S	Opponent	Score	Team's RPI: 137
24	A LSU	49 83	37	A Arkansas	52 82	66	A Iowa St.	53 71	130	H Louisiana	60 65	
						94	A Abilene Christian	62 76	148	H A&M-Corpus Christi	53 83	
									150	H SFA	53 50	
									159	H Sam Houston St.	46 78	
									190	H North Dakota	79 73	
									211	A Central Ark.	49 37	
									219	A Lamar University	62 57	
									275	A Ole Miss	69 64	
									294	A Texas St.	49 51	
									311	A Incarnate Word	67 55	
									326	H McNeese	78 59	
LAST 10 Division I												
148	H A&M-Corpus Christi	53 83	219	A Lamar University	62 57							
326	H McNeese	78 59	190	H North Dakota	79 73							
311	A Incarnate Word	67 55	159	H Sam Houston St.	46 78							
211	A Central Ark.	49 37	94	A Abilene Christian	62 76							
150	H SFA	53 50	66	A Iowa St.	53 71							

Non-Div I Games: Pensacola Christian91 31 Tougaloo 91 69

New Orleans

Loss, Non-Conf, S Site, H Home A Away N Neutral

Niagara

Through Games Of Jan. 22, 2020

Average RPI Win: 282	WON-LOST	WINNING	LAST 10	STRENGTH OF	OPP. STRENGTH	TEAM	ADJ.	CONF.	ADJ CONF.
Average RPI Loss: 147	RECORD	PCT. RANK	GAMES	SCHEDULE	OF SCHEDULE	RPI	RPI	RPI	RPI
DIV. I ONLY	5- 10	262	5-5	192	263	223	223	25	25
DIV. I NON-CONF.	2- 7	288	2-2	183	301	274	274	25	25
TOTALS	RPI 1-25	RPI 26-50	W-L RECORDS	RPI 51-100	RPI 101-150	RPI 150+			
5- 10	0- 0	0- 1	OVERALL	0- 4	0- 0	5- 5			
2- 2	0- 0	0- 0	HOME	0- 2	0- 0	2- 0			
3- 8	0- 0	0- 1	AWAY	0- 2	0- 0	3- 5			
0- 0	0- 0	0- 0	NEUTRAL	0- 0	0- 0	0- 0			
2- 7	0- 0	0- 1	NON-CONFERENCE	0- 2	0- 0	2- 4			
1- 1	0- 0	0- 0	HOME	0- 1	0- 0	1- 0			
1- 6	0- 0	0- 1	AWAY	0- 1	0- 0	1- 4			
0- 0	0- 0	0- 0	NEUTRAL	0- 0	0- 0	0- 0			
3- 3	0- 0	0- 0	CONFERENCE	0- 2	0- 0	3- 1			
1- 1	0- 0	0- 0	HOME	0- 1	0- 0	1- 0			
2- 2	0- 0	0- 0	AWAY	0- 1	0- 0	2- 1			
0- 0	0- 0	0- 0	NEUTRAL	0- 0	0- 0	0- 0			

RPI S	Opponent	Score	RPI S	Opponent	Score	RPI S	Opponent	Score	RPI S	Opponent	Score	Team's RPI: 223
			35 Rutgers		37 87	78 Marist		67 94	160 Cornell		59 82	
						83 Buffalo		67 81	196 Binghamton		55 74	
						88 Rider		75 79	207 Iona		63 57	
						95 Colgate		72 85	213 Manhattan		65 68	
									234 Howard		42 91	
									265 Oakland		77 63	
									285 Monmouth		73 70	
									290 St. Bonaventure		67 71	
									309 Siena		68 61	
									342 Coppin St.		82 67	
LAST 10 Division I												
			285 Monmouth		73 70	88 Rider		75 79				
			207 Iona		63 57	342 Coppin St.		82 67				
			78 Marist		67 94	234 Howard		42 91				
			309 Siena		68 61	95 Colgate		72 85				
			213 Manhattan		65 68	265 Oakland		77 63				

Non-Div I Games:

Niagara

Loss, Non-Conf, S Site, Home Away N Neutral

Average RPI Win:	300	WON-LOST	WINNING	LAST 10	STRENGTH OF	OPP. STRENGTH	TEAM	ADJ.	CONF.	ADJ CONF.
Average RPI Loss:	153	RECORD	PCT. RANK	GAMES	SCHEDULE	OF SCHEDULE	RPI	RPI	RPI	RPI
DIV. I ONLY	3- 13	313	3-7	217	226	293	293	24	24	
DIV. I NON-CONF.	1- 6	318	1-0	68	55	250	250	23	23	
TOTALS	RPI 1-25	RPI 26-50	W-L RECORDS	RPI 51-100	RPI 101-150	RPI 150+				
3- 13	0- 2	0- 1	OVERALL	0- 2	0- 2	3- 6				
1- 3	0- 0	0- 0	HOME	0- 1	0- 0	1- 2				
2- 9	0- 2	0- 1	AWAY	0- 0	0- 2	2- 4				
0- 1	0- 0	0- 0	NEUTRAL	0- 1	0- 0	0- 0				
1- 6	0- 2	0- 1	NON-CONFERENCE	0- 1	0- 1	1- 1				
1- 0	0- 0	0- 0	HOME	0- 0	0- 0	1- 0				
0- 5	0- 2	0- 1	AWAY	0- 0	0- 1	0- 1				
0- 1	0- 0	0- 0	NEUTRAL	0- 1	0- 0	0- 0				
2- 7	0- 0	0- 0	CONFERENCE	0- 1	0- 1	2- 5				
0- 3	0- 0	0- 0	HOME	0- 1	0- 0	0- 2				
2- 4	0- 0	0- 0	AWAY	0- 0	0- 1	2- 3				
0- 0	0- 0	0- 0	NEUTRAL	0- 0	0- 0	0- 0				

RPI 1-25				RPI 26-50				RPI 51-100				RPI 101+ Team's RPI: 293			
RPI	S	Opponent	Score	RPI	S	Opponent	Score	RPI	S	Opponent	Score	RPI	S	Opponent	Score
12	A	Indiana	47 111	26	A	TCU	47 72	84	N	North Florida	61 64	126	A	Rice	47 71
24	A	LSU	32 63					94	H	Abilene Christian	84 95	148	A	A&M-Corpus Christi	49 55
												159	A	Sam Houston St.	71 87
												211	H	Central Ark.	46 53
												219	H	Lamar University	78 84
												235	A	Jacksonville	55 72
												240	A	Southeastern La.	67 65
												311	A	Incarnate Word	51 53
												314	A	Houston Baptist	84 78
												334	A	Northwestern St.	54 58
												346	H	La.-Monroe	74 59
LAST 10 Division I															
314	A	Houston Baptist	84 78	159	A	Sam Houston St.	71 87								
211	H	Central Ark.	46 53	311	A	Incarnate Word	51 53								
334	A	Northwestern St.	54 58	94	H	Abilene Christian	84 95								
240	A	Southeastern La.	67 65	148	A	A&M-Corpus Christi	49 55								
219	H	Lamar University	78 84	346	H	La.-Monroe	74 59								

Non-Div I Games: Southern-N.O. 94 61 Paul Quinn 101 68

Nicholls St.

■ Loss,
 ■ Non-Conf, S Site,
 ■ Home
 ■ Away
 N Neutral

Average RPI Win: 234	WON-LOST	WINNING	LAST 10	STRENGTH OF	OPP. STRENGTH	TEAM	ADJ.	CONF.	ADJ CONF.
Average RPI Loss: 145	RECORD	PCT. RANK	GAMES	SCHEDULE	OF SCHEDULE	RPI	RPI	RPI	RPI
DIV. I ONLY	9- 7	140	6-4	209	246	179	179	30	30
DIV. I NON-CONF.	5- 7	205	2-4	146	225	192	192	31	31
TOTALS	RPI 1-25	RPI 26-50	W-L RECORDS	RPI 51-100	RPI 101-150	RPI 150+			
9- 7	0- 0	0- 1	OVERALL	1- 0	0- 3	8- 3			
4- 3	0- 0	0- 0	HOME	0- 0	0- 2	4- 1			
4- 3	0- 0	0- 0	AWAY	0- 0	0- 1	4- 2			
1- 1	0- 0	0- 1	NEUTRAL	1- 0	0- 0	0- 0			
5- 7	0- 0	0- 1	NON-CONFERENCE	1- 0	0- 3	4- 3			
2- 3	0- 0	0- 0	HOME	0- 0	0- 2	2- 1			
2- 3	0- 0	0- 0	AWAY	0- 0	0- 1	2- 2			
1- 1	0- 0	0- 1	NEUTRAL	1- 0	0- 0	0- 0			
4- 0	0- 0	0- 0	CONFERENCE	0- 0	0- 0	4- 0			
2- 0	0- 0	0- 0	HOME	0- 0	0- 0	2- 0			
2- 0	0- 0	0- 0	AWAY	0- 0	0- 0	2- 0			
0- 0	0- 0	0- 0	NEUTRAL	0- 0	0- 0	0- 0			

RPI S	Opponent	Score	RPI S	Opponent	Score	RPI S	Opponent	Score	RPI S	Opponent	Score	Team's RPI: 179
42 N	West Virginia	55 72	84 N	North Florida	57 54	111 H	Liberty	48 67	129 A	Richmond	69 77	
						131 H	Robert Morris	62 69	157 A	William & Mary	56 65	
						172 A	Hampton	77 56	185 H	Bethune-Cookman	61 51	
						199 H	La Salle	52 55	234 A	Howard	83 80	
						235 A	Jacksonville	71 64	241 H	High Point	72 58	
						244 A	Marshall	69 75	289 H	Longwood	49 46	
						323 H	UMES	68 45	342 A	Coppin St.	85 48	
LAST 10 Division I												
323 H	UMES	68 45	157 A	William & Mary	56 65	131 H	Robert Morris	62 69	42 N	West Virginia	55 72	
234 A	Howard	83 80	172 A	Hampton	77 56	289 H	Longwood	49 46				
342 A	Coppin St.	85 48										
185 H	Bethune-Cookman	61 51										
129 A	Richmond	69 77										

Non-Div I Games: Virginia-Lynchburg 123 48

Norfolk St.

North Ala.

Through Games Of Jan. 22, 2020

Average RPI Win:	260	WON-LOST	WINNING	LAST 10	STRENGTH OF	OPP. STRENGTH	TEAM	ADJ.	CONF.	ADJ CONF.
Average RPI Loss:	67	RECORD	PCT. RANK	GAMES	SCHEDULE	OF SCHEDULE	RPI	RPI	RPI	RPI
DIV. I ONLY	12- 4	50	8-2	330	196	161	161	16	16	
DIV. I NON-CONF.	7- 3	80	3-1	348	287	235	235	16	16	
TOTALS	RPI 1-25	RPI 26-50	W-L RECORDS	RPI 51-100	RPI 101-150	RPI 150+				
12- 4	0- 1	0- 1	OVERALL	1- 1	1- 0	10- 1				
4- 2	0- 0	0- 1	HOME	1- 0	0- 0	3- 1				
4- 2	0- 1	0- 0	AWAY	0- 1	1- 0	3- 0				
4- 0	0- 0	0- 0	NEUTRAL	0- 0	0- 0	4- 0				
7- 3	0- 1	0- 0	NON-CONFERENCE	0- 1	0- 0	7- 1				
1- 1	0- 0	0- 0	HOME	0- 0	0- 0	1- 1				
2- 2	0- 1	0- 0	AWAY	0- 1	0- 0	2- 0				
4- 0	0- 0	0- 0	NEUTRAL	0- 0	0- 0	4- 0				
5- 1	0- 0	0- 1	CONFERENCE	1- 0	1- 0	3- 0				
3- 1	0- 0	0- 1	HOME	1- 0	0- 0	2- 0				
2- 0	0- 0	0- 0	AWAY	0- 0	1- 0	1- 0				
0- 0	0- 0	0- 0	NEUTRAL	0- 0	0- 0	0- 0				

RPI	S	Opponent	Score	RPI	S	Opponent	Score	RPI	S	Opponent	Score	RPI	S	Opponent	Score	Team's RPI: 161
6	A	Iowa	81 86	30	H	FGCU	63 74	66	A	Iowa St.	72 80	111	A	Liberty	76 71	
								84	H	North Florida	54 51	166	H	Samford	63 79	
												231	H	Stetson	68 57	
												235	H	Jacksonville	76 65	
												252	A	Lipscomb	84 72	
												264	N	UC Irvine	88 60	
												274	N	Alabama A&M	80 65	
												310	A	Alabama St.	81 60	
												325	N	SIUE	85 67	
												331	A	Tennessee St.	88 63	
												349	N	South Carolina St.	99 46	
												351	H	Mississippi Val.	86 60	
LAST 10 Division I																
231	H	Stetson	68 57	84	H	North Florida	54 51	66	A	Iowa St.	72 80	349	N	South Carolina St.	99 46	
30	H	FGCU	63 74	66	A	Iowa St.	72 80	325	N	SIUE	85 67	310	A	Alabama St.	81 60	
111	A	Liberty	76 71													
252	A	Lipscomb	84 72													
235	H	Jacksonville	76 65													

Non-Div I Games: Virginia-Lynchburg 128 26 Oakwood 120 38

North Ala.

Loss, Non-Conf, S Site, H Home A Away N Neutral

North Carolina

Through Games Of Jan. 22, 2020

Average RPI Win:	179	WON-LOST	WINNING	LAST 10	STRENGTH OF	OPP. STRENGTH	TEAM	ADJ.	CONF.	ADJ CONF.
Average RPI Loss:	31	RECORD	PCT. RANK	GAMES	SCHEDULE	OF SCHEDULE	RPI	RPI	RPI	RPI
DIV. I ONLY	13- 5	57	5-5	155	8	73	73	5	5	
DIV. I NON-CONF.	9- 2	39	1-2	312	37	127	127	3	3	
TOTALS	RPI 1-25	RPI 26-50	W-L RECORDS	RPI 51-100	RPI 101-150	RPI 150+				
13- 5	1- 2	1- 2	OVERALL	2- 1	3- 0	6- 0				
9- 2	1- 1	0- 1	HOME	1- 0	2- 0	5- 0				
1- 3	0- 1	1- 1	AWAY	0- 1	0- 0	0- 0				
3- 0	0- 0	0- 0	NEUTRAL	1- 0	1- 0	1- 0				
9- 2	0- 0	0- 1	NON-CONFERENCE	1- 1	3- 0	5- 0				
6- 1	0- 0	0- 1	HOME	0- 0	2- 0	4- 0				
0- 1	0- 0	0- 0	AWAY	0- 1	0- 0	0- 0				
3- 0	0- 0	0- 0	NEUTRAL	1- 0	1- 0	1- 0				
4- 3	1- 2	1- 1	CONFERENCE	1- 0	0- 0	1- 0				
3- 1	1- 1	0- 0	HOME	1- 0	0- 0	1- 0				
1- 2	0- 1	1- 1	AWAY	0- 0	0- 0	0- 0				
0- 0	0- 0	0- 0	NEUTRAL	0- 0	0- 0	0- 0				

RPI S	Opponent	Score	RPI S	Opponent	Score	RPI S	Opponent	Score	Team's RPI: 73	RPI S	Opponent	Score
1	H Louisville	67 74	29	A Virginia Tech	70 76	54	H Miami (FL)	78 58		105	H Elon	76 46
15	H NC State	66 60	34	A Virginia	65 47	56	N Temple	71 58		136	H Illinois	85 60
18	A Florida St.	64 78	46	H Yale	63 66	63	A Alabama	77 83		147	N Missouri	82 69
										242	N UNCW	85 45
										262	H Navy	80 40
										301	H Pittsburgh	70 62
										312	H N.C. Central	92 53
										328	H Western Caro.	92 55
										332	H Charleston So.	85 54
LAST 10 Division I												
1	H Louisville	67 74	34	A Virginia	65 47							
54	H Miami (FL)	78 58	301	H Pittsburgh	70 62							
18	A Florida St.	64 78	46	H Yale	63 66							
15	H NC State	66 60	242	N UNCW	85 45							
29	A Virginia Tech	70 76	63	A Alabama	77 83							

Non-Div I Games:

North Carolina

Loss, Non-Conf, S Site, H Home A Away N Neutral

North Dakota

Through Games Of Jan. 22, 2020

Average RPI Win:	276	WON-LOST	WINNING	LAST 10	STRENGTH OF	OPP. STRENGTH	TEAM	ADJ.	CONF.	ADJ CONF.
Average RPI Loss:	157	RECORD	PCT. RANK	GAMES	SCHEDULE	OF SCHEDULE	RPI	RPI	RPI	RPI
DIV. I ONLY	10- 7	122	5-5	329	224	190	190	19	19	
DIV. I NON-CONF.	7- 4	100	2-2	273	266	134	134	19	19	
TOTALS	RPI 1-25	RPI 26-50	W-L RECORDS	RPI 51-100	RPI 101-150	RPI 150+				
10- 7	0- 0	0- 1	OVERALL	0- 2	1- 1	9- 3				
4- 1	0- 0	0- 0	HOME	0- 1	1- 0	3- 0				
6- 6	0- 0	0- 1	AWAY	0- 1	0- 1	6- 3				
0- 0	0- 0	0- 0	NEUTRAL	0- 0	0- 0	0- 0				
7- 4	0- 0	0- 1	NON-CONFERENCE	0- 1	1- 1	6- 1				
2- 1	0- 0	0- 0	HOME	0- 1	1- 0	1- 0				
5- 3	0- 0	0- 1	AWAY	0- 0	0- 1	5- 1				
0- 0	0- 0	0- 0	NEUTRAL	0- 0	0- 0	0- 0				
3- 3	0- 0	0- 0	CONFERENCE	0- 1	0- 0	3- 2				
2- 0	0- 0	0- 0	HOME	0- 0	0- 0	2- 0				
1- 3	0- 0	0- 0	AWAY	0- 1	0- 0	1- 2				
0- 0	0- 0	0- 0	NEUTRAL	0- 0	0- 0	0- 0				

RPI S	Opponent	Score	RPI S	Opponent	Score	RPI S	Opponent	Score	RPI S	Opponent	Score	Team's RPI: 190
			41 A	Arizona	42 74	77 H	Illinois St.	58 66	137 A	New Orleans	73 79	
						81 A	South Dakota St.	64 99	140 H	Rhode Island	67 61	
									184 H	Valparaiso	65 63	
									215 A	SMU	51 66	
									255 A	Oral Roberts	52 75	
									271 A	Grand Canyon	78 76	
									278 H	Omaha	63 57	
									284 A	Milwaukee	66 58	
									292 A	North Dakota St.	82 92	
									295 A	Ga. Southern	69 56	
									296 A	Denver	90 82	
									329 H	Purdue Fort Wayne	91 85	
									332 A	Charleston So.	73 57	
									349 A	South Carolina St.	95 53	
LAST 10 Division I												
292 A	North Dakota St.	82 92	296 A	Denver	90 82							
81 A	South Dakota St.	64 99	137 A	New Orleans	73 79							
255 A	Oral Roberts	52 75	284 A	Milwaukee	66 58							
278 H	Omaha	63 57	215 A	SMU	51 66							
329 H	Purdue Fort Wayne	91 85	332 A	Charleston So.	73 57							

Non-Div I Games: Northland 118 35 Mayville St. 83 52

North Dakota

Loss, Non-Conf, S Site, H Home A Away N Neutral

Average RPI Win:	235	WON-LOST	WINNING	LAST 10	STRENGTH OF	OPP. STRENGTH	TEAM	ADJ.	CONF.	ADJ CONF.
Average RPI Loss:	144	RECORD	PCT. RANK	GAMES	SCHEDULE	OF SCHEDULE	RPI	RPI	RPI	RPI
DIV. I ONLY	2- 13	329	2-8	120	173	292	292	19	19	
DIV. I NON-CONF.	1- 9	326	1-4	121	108	288	288	19	19	
TOTALS	RPI 1-25	RPI 26-50	W-L RECORDS	RPI 51-100	RPI 101-150	RPI 150+				
2- 13	0- 1	0- 1	OVERALL	0- 3	0- 2	2- 6				
1- 7	0- 0	0- 1	HOME	0- 1	0- 1	1- 4				
1- 6	0- 1	0- 0	AWAY	0- 2	0- 1	1- 2				
0- 0	0- 0	0- 0	NEUTRAL	0- 0	0- 0	0- 0				
1- 9	0- 1	0- 0	NON-CONFERENCE	0- 3	0- 2	1- 3				
0- 5	0- 0	0- 0	HOME	0- 1	0- 1	0- 3				
1- 4	0- 1	0- 0	AWAY	0- 2	0- 1	1- 0				
0- 0	0- 0	0- 0	NEUTRAL	0- 0	0- 0	0- 0				
1- 4	0- 0	0- 1	CONFERENCE	0- 0	0- 0	1- 3				
1- 2	0- 0	0- 1	HOME	0- 0	0- 0	1- 1				
0- 2	0- 0	0- 0	AWAY	0- 0	0- 0	0- 2				
0- 0	0- 0	0- 0	NEUTRAL	0- 0	0- 0	0- 0				

RPI	S	Opponent	Score	RPI	S	Opponent	Score	RPI	S	Opponent	Score	RPI	S	Opponent	Score	Team's RPI: 292
23	A	Creighton	59 70	43	H	South Dakota	36 80	51	A	UNI	63 95	115	H	Wisconsin	63 64	
								66	H	Iowa St.	58 86	134	A	Northeastern	61 72	
								75	A	Bradley	64 70	184	H	Valparaiso	54 66	
												190	H	North Dakota	92 82	
												195	H	Northern Ill.	68 74	
												216	H	Western Ill.	78 79	
												217	H	Wyoming	57 66	
												255	A	Oral Roberts	62 70	
												279	A	New Hampshire	67 61	
												296	A	Denver	82 91	
LAST 10 Division I																
190	H	North Dakota	92 82	115	H	Wisconsin	63 64									
43	H	South Dakota	36 80	75	A	Bradley	64 70									
255	A	Oral Roberts	62 70	279	A	New Hampshire	67 61									
216	H	Western Ill.	78 79	134	A	Northeastern	61 72									
296	A	Denver	82 91	217	H	Wyoming	57 66									

Non-Div I Games: Waldorf 92 26 Mayville St. 97 59

North Dakota St.

Loss,
Non-Conf, S Site,
H Home
A Away
N Neutral

North Florida

Through Games Of Jan. 22, 2020

Average RPI Win:	232	WON-LOST	WINNING	LAST 10	STRENGTH OF	OPP. STRENGTH	TEAM	ADJ.	CONF.	ADJ CONF.
Average RPI Loss:	81	RECORD	PCT. RANK	GAMES	SCHEDULE	OF SCHEDULE	RPI	RPI	RPI	RPI
DIV. I ONLY	8- 8	173	5-5	51	199	84	84	16	16	
DIV. I NON-CONF.	5- 6	187	2-3	56	123	81	81	16	16	
TOTALS	RPI 1-25	RPI 26-50	W-L RECORDS	RPI 51-100	RPI 101-150	RPI 150+				
8- 8	0- 2	0- 1	OVERALL	1- 2	1- 1	6- 2				
2- 1	0- 0	0- 1	HOME	0- 0	1- 0	1- 0				
4- 5	0- 2	0- 0	AWAY	0- 1	0- 1	4- 1				
2- 2	0- 0	0- 0	NEUTRAL	1- 1	0- 0	1- 1				
5- 6	0- 2	0- 0	NON-CONFERENCE	1- 2	1- 1	3- 1				
1- 0	0- 0	0- 0	HOME	0- 0	1- 0	0- 0				
2- 4	0- 2	0- 0	AWAY	0- 1	0- 1	2- 0				
2- 2	0- 0	0- 0	NEUTRAL	1- 1	0- 0	1- 1				
3- 2	0- 0	0- 1	CONFERENCE	0- 0	0- 0	3- 1				
1- 1	0- 0	0- 1	HOME	0- 0	0- 0	1- 0				
2- 1	0- 0	0- 0	AWAY	0- 0	0- 0	2- 1				
0- 0	0- 0	0- 0	NEUTRAL	0- 0	0- 0	0- 0				

RPI 1-25				RPI 26-50				RPI 51-100				RPI 101+			
RPI	S	Opponent	Score	RPI	S	Opponent	Score	RPI	S	Opponent	Score	RPI	S	Opponent	Score
12	A	Indiana	45 72	30	H	FGCU	50 72	54	A	Miami (FL)	55 78	108	H	Holy Cross	80 60
18	A	Florida St.	41 70					78	N	Marist	54 69	115	A	Wisconsin	62 75
								88	N	Rider	80 70	161	A	North Ala.	51 54
												179	N	Norfolk St.	54 57
												221	A	Kennesaw St.	64 55
												235	A	Jacksonville	70 64
												274	A	Alabama A&M	73 64
												293	N	Nicholls St.	64 61
												305	A	FIU	64 49
												330	H	NJIT	71 48
LAST 10 Division I															
235	A	Jacksonville	70 64	108	H	Holy Cross	80 60								
30	H	FGCU	50 72	18	A	Florida St.	41 70								
330	H	NJIT	71 48	12	A	Indiana	45 72								
221	A	Kennesaw St.	64 55	293	N	Nicholls St.	64 61								
161	A	North Ala.	51 54	179	N	Norfolk St.	54 57								

Non-Div I Games: Warner 110 46 Edward Waters 80 51

North Florida

Loss, Non-Conf, S Site, H Home A Away N Neutral

Average RPI Win:	211	WON-LOST	WINNING	LAST 10	STRENGTH OF	OPP. STRENGTH	TEAM	ADJ.	CONF.	ADJ CONF.
Average RPI Loss:	168	RECORD	PCT. RANK	GAMES	SCHEDULE	OF SCHEDULE	RPI	RPI	RPI	RPI
DIV. I ONLY	6- 9	227	4-6	173	231	246	246	13	13	
DIV. I NON-CONF.	4- 5	195	2-2	144	247	199	199	14	14	
TOTALS	RPI 1-25	RPI 26-50	W-L RECORDS	RPI 51-100	RPI 101-150	RPI 150+				
6- 9	0- 1	1- 1	OVERALL	0- 0	1- 2	4- 5				
5- 3	0- 0	1- 0	HOME	0- 0	1- 1	3- 2				
1- 4	0- 0	0- 0	AWAY	0- 0	0- 1	1- 3				
0- 2	0- 1	0- 1	NEUTRAL	0- 0	0- 0	0- 0				
4- 5	0- 1	0- 1	NON-CONFERENCE	0- 0	1- 2	3- 1				
3- 1	0- 0	0- 0	HOME	0- 0	1- 1	2- 0				
1- 2	0- 0	0- 0	AWAY	0- 0	0- 1	1- 1				
0- 2	0- 1	0- 1	NEUTRAL	0- 0	0- 0	0- 0				
2- 4	0- 0	1- 0	CONFERENCE	0- 0	0- 0	1- 4				
2- 2	0- 0	1- 0	HOME	0- 0	0- 0	1- 2				
0- 2	0- 0	0- 0	AWAY	0- 0	0- 0	0- 2				
0- 0	0- 0	0- 0	NEUTRAL	0- 0	0- 0	0- 0				

RPI 1-25				RPI 26-50				RPI 51-100				RPI 101+				Team's RPI: 246	
RPI	S	Opponent	Score	RPI	S	Opponent	Score	RPI	S	Opponent	Score	RPI	S	Opponent	Score		
15	N	NC State	65 76	32	H	Western Ky.	61 54					120	H	UT Arlington	49 68		
				45	N	Texas	57 63					130	H	Louisiana	69 66		
												135	A	CSU Bakersfield	52 61		
												175	H	Southern Miss.	57 65		
												188	A	Hawaii	66 60		
												193	A	Fla. Atlantic	78 84		
												244	H	Marshall	59 68		
												259	H	Louisiana Tech	74 69		
												276	A	Utah St.	55 66		
												305	A	FIU	56 58		
												308	H	Alcorn	67 31		
												346	H	La.-Monroe	63 51		
LAST 10 Division I																	
				259	H	Louisiana Tech	74 69	32	H	Western Ky.	61 54						
				175	H	Southern Miss.	57 65	346	H	La.-Monroe	63 51						
				193	A	Fla. Atlantic	78 84	276	A	Utah St.	55 66						
				305	A	FIU	56 58	130	H	Louisiana	69 66						
				244	H	Marshall	59 68	15	N	NC State	65 76						

Non-Div I Games:	Mid-Amer. Christian	59	61	Xavier (LA)	68	31	Tex. A&M-Texarkana	114	54
------------------	---------------------	----	----	-------------	----	----	--------------------	-----	----

North Texas

■ Loss, ■ Non-Conf, S Site, H Home A Away N Neutral

Northeastern

Through Games Of Jan. 22, 2020

Average RPI Win:	230	WON-LOST	WINNING	LAST 10	STRENGTH OF	OPP. STRENGTH	TEAM	ADJ.	CONF.	ADJ CONF.
Average RPI Loss:	79	RECORD	PCT. RANK	GAMES	SCHEDULE	OF SCHEDULE	RPI	RPI	RPI	RPI
DIV. I ONLY	8- 8	173	8-2	101	143	134	134	14	14	
DIV. I NON-CONF.	4- 7	225	4-1	79	116	165	165	13	13	
TOTALS	RPI 1-25	RPI 26-50	W-L RECORDS	RPI 51-100	RPI 101-150	RPI 150+				
8- 8	0- 2	0- 2	OVERALL	0- 2	2- 1	6- 1				
5- 3	0- 0	0- 2	HOME	0- 1	1- 0	4- 0				
3- 5	0- 2	0- 0	AWAY	0- 1	1- 1	2- 1				
0- 0	0- 0	0- 0	NEUTRAL	0- 0	0- 0	0- 0				
4- 7	0- 2	0- 2	NON-CONFERENCE	0- 1	1- 1	3- 1				
2- 3	0- 0	0- 2	HOME	0- 1	0- 0	2- 0				
2- 4	0- 2	0- 0	AWAY	0- 0	1- 1	1- 1				
0- 0	0- 0	0- 0	NEUTRAL	0- 0	0- 0	0- 0				
4- 1	0- 0	0- 0	CONFERENCE	0- 1	1- 0	3- 0				
3- 0	0- 0	0- 0	HOME	0- 0	1- 0	2- 0				
1- 1	0- 0	0- 0	AWAY	0- 1	0- 0	1- 0				
0- 0	0- 0	0- 0	NEUTRAL	0- 0	0- 0	0- 0				

RPI 1-25				RPI 26-50				RPI 51-100				RPI 101+ Team's RPI: 134			
RPI	S	Opponent	Score	RPI	S	Opponent	Score	RPI	S	Opponent	Score	RPI	S	Opponent	Score
7	A	Oregon	47 89	43	H	South Dakota	76 80	87	H	Dayton	60 71	105	H	Elon	68 65
22	A	Central Mich.	63 79	46	H	Yale	63 78	90	A	Drexel	41 50	124	A	Fordham	58 74
												144	A	Harvard	46 44
												157	H	William & Mary	61 55
												210	A	Boston U.	56 72
												229	A	Maine	66 58
												254	A	Delaware	72 62
												292	H	North Dakota St.	72 61
												315	H	Hofstra	74 51
												344	H	Hartford	60 47
LAST 10 Division I															
				157	H	William & Mary	61 55	210	A	Boston U.	56 72				
				105	H	Elon	68 65	229	A	Maine	66 58				
				254	A	Delaware	72 62	344	H	Hartford	60 47				
				90	A	Drexel	41 50	144	A	Harvard	46 44				
				315	H	Hofstra	74 51	292	H	North Dakota St.	72 61				

Non-Div I Games:

Northeastern

■ Loss,
 ■ Non-Conf,
 ■ S Site,
 ■ H Home
 ■ A Away
 N Neutral

Average RPI Win:	263	WON-LOST	WINNING	LAST 10	STRENGTH OF	OPP. STRENGTH	TEAM	ADJ.	CONF.	ADJ CONF.
Average RPI Loss:	152	RECORD	PCT. RANK	GAMES	SCHEDULE	OF SCHEDULE	RPI	RPI	RPI	RPI
DIV. I ONLY	8- 8	173	6-4	236	284	209	209	21	21	
DIV. I NON-CONF.	3- 6	235	1-2	151	286	217	217	17	17	
TOTALS	RPI 1-25	RPI 26-50	W-L RECORDS	RPI 51-100	RPI 101-150	RPI 150+				
8- 8	0- 1	0- 0	OVERALL	0- 1	1- 2	7- 4				
4- 3	0- 0	0- 0	HOME	0- 0	0- 1	4- 2				
3- 4	0- 0	0- 0	AWAY	0- 1	0- 1	3- 2				
1- 1	0- 1	0- 0	NEUTRAL	0- 0	1- 0	0- 0				
3- 6	0- 1	0- 0	NON-CONFERENCE	0- 1	1- 1	2- 3				
1- 1	0- 0	0- 0	HOME	0- 0	0- 0	1- 1				
1- 4	0- 0	0- 0	AWAY	0- 1	0- 1	1- 2				
1- 1	0- 1	0- 0	NEUTRAL	0- 0	1- 0	0- 0				
5- 2	0- 0	0- 0	CONFERENCE	0- 0	0- 1	5- 1				
3- 2	0- 0	0- 0	HOME	0- 0	0- 1	3- 1				
2- 0	0- 0	0- 0	AWAY	0- 0	0- 0	2- 0				
0- 0	0- 0	0- 0	NEUTRAL	0- 0	0- 0	0- 0				

RPI 1-25			RPI 26-50			RPI 51-100			RPI 101+			Team's RPI: 209
RPI	S	Opponent	Score	RPI	S	Opponent	Score	RPI	S	Opponent	Score	
10	N	Oregon St.	57 91					96	A	Fresno St.	66 83	
								116	H	Montana St.	64 72	
								126	A	Rice	57 71	
								139	N	San Jose St.	67 64	
								165	H	Montana	71 79	
								183	A	New Mexico	76 83	
								192	H	Southern Utah	84 76	
								200	H	Northern Colo.	72 45	
								224	H	UC Davis	61 71	
								277	A	Idaho St.	70 59	
								297	A	California Baptist	79 98	
								302	A	Weber St.	88 82	
								314	A	Houston Baptist	79 62	
								338	H	Sacramento St.	114 107	
								341	H	Seattle U	88 80	
LAST 10 Division I												
200	H	Northern Colo.	72 45	116	H	Montana St.	64 72					
192	H	Southern Utah	84 76	165	H	Montana	71 79					
277	A	Idaho St.	70 59	139	N	San Jose St.	67 64					
338	H	Sacramento St.	114 107	10	N	Oregon St.	57 91					
302	A	Weber St.	88 82	224	H	UC Davis	61 71					

Non-Div I Games:

Northern Ariz.

■ Loss,
 ■ Non-Conf,
 S Site,
 ■ Home
 ■ Away
 N Neutral

Average RPI Win:	232	WON-LOST	WINNING	LAST 10	STRENGTH OF	OPP. STRENGTH	TEAM	ADJ.	CONF.	ADJ CONF.
Average RPI Loss:	177	RECORD	PCT. RANK	GAMES	SCHEDULE	OF SCHEDULE	RPI	RPI	RPI	RPI
DIV. I ONLY	7- 8	198	5-5	265	159	200	200	21	21	
DIV. I NON-CONF.	4- 5	195	2-2	233	99	179	179	17	17	
TOTALS	RPI 1-25	RPI 26-50	W-L RECORDS	RPI 51-100	RPI 101-150	RPI 150+				
7- 8	0- 2	0- 0	OVERALL	0- 0	0- 1	7- 5				
2- 3	0- 0	0- 0	HOME	0- 0	0- 0	2- 3				
5- 5	0- 2	0- 0	AWAY	0- 0	0- 1	5- 2				
0- 0	0- 0	0- 0	NEUTRAL	0- 0	0- 0	0- 0				
4- 5	0- 2	0- 0	NON-CONFERENCE	0- 0	0- 0	4- 3				
1- 2	0- 0	0- 0	HOME	0- 0	0- 0	1- 2				
3- 3	0- 2	0- 0	AWAY	0- 0	0- 0	3- 1				
0- 0	0- 0	0- 0	NEUTRAL	0- 0	0- 0	0- 0				
3- 3	0- 0	0- 0	CONFERENCE	0- 0	0- 1	3- 2				
1- 1	0- 0	0- 0	HOME	0- 0	0- 0	1- 1				
2- 2	0- 0	0- 0	AWAY	0- 0	0- 1	2- 1				
0- 0	0- 0	0- 0	NEUTRAL	0- 0	0- 0	0- 0				

RPI	S	Opponent	Score	RPI	S	Opponent	Score	RPI	S	Opponent	Score	RPI	S	Opponent	Score	Team's RPI: 200
4	A	Stanford	36 90					116	A	Montana St.	58 91					
9	A	UCLA	58 92					165	A	Montana	67 58					
								173	H	Portland St.	77 58					
								201	A	Chattanooga	59 42					
								209	A	Northern Ariz.	45 72					
								215	A	SMU	61 52					
								217	A	Wyoming	46 44					
								233	H	San Francisco	83 90					
								250	H	Colorado St.	58 75					
								296	A	Denver	55 74					
								302	H	Weber St.	60 65					
								317	H	Air Force	72 62					
								338	A	Sacramento St.	73 63					
LAST 10 Division I																
209	A	Northern Ariz.	45 72	173	H	Portland St.	77 58									
338	A	Sacramento St.	73 63	217	A	Wyoming	46 44									
302	H	Weber St.	60 65	296	A	Denver	55 74									
165	A	Montana	67 58	201	A	Chattanooga	59 42									
116	A	Montana St.	58 91	9	A	UCLA	58 92									

Non-Div I Games:

Northern Colo.

■ Loss,
 ■ Non-Conf, S Site,
 ■ Home
 ■ Away
 N Neutral

Average RPI Win:	225	WON-LOST	WINNING	LAST 10	STRENGTH OF	OPP. STRENGTH	TEAM	ADJ.	CONF.	ADJ CONF.
Average RPI Loss:	107	RECORD	PCT. RANK	GAMES	SCHEDULE	OF SCHEDULE	RPI	RPI	RPI	RPI
DIV. I ONLY	5- 12	274	2-8	70	175	195	195	10	10	
DIV. I NON-CONF.	4- 7	225	1-3	69	217	163	163	10	10	
TOTALS	RPI 1-25	RPI 26-50	W-L RECORDS	RPI 51-100	RPI 101-150	RPI 150+				
5- 12	0- 1	0- 2	OVERALL	0- 4	1- 2	4- 3				
1- 6	0- 0	0- 1	HOME	0- 2	0- 2	1- 1				
3- 5	0- 1	0- 0	AWAY	0- 2	0- 0	3- 2				
1- 1	0- 0	0- 1	NEUTRAL	0- 0	1- 0	0- 0				
4- 7	0- 1	0- 2	NON-CONFERENCE	0- 2	1- 1	3- 1				
1- 3	0- 0	0- 1	HOME	0- 1	0- 1	1- 0				
2- 3	0- 1	0- 0	AWAY	0- 1	0- 0	2- 1				
1- 1	0- 0	0- 1	NEUTRAL	0- 0	1- 0	0- 0				
1- 5	0- 0	0- 0	CONFERENCE	0- 2	0- 1	1- 2				
0- 3	0- 0	0- 0	HOME	0- 1	0- 1	0- 1				
1- 2	0- 0	0- 0	AWAY	0- 1	0- 0	1- 1				
0- 0	0- 0	0- 0	NEUTRAL	0- 0	0- 0	0- 0				

RPI 1-25				RPI 26-50				RPI 51-100				RPI 101+ Team's RPI: 195			
RPI	S	Opponent	Score	RPI	S	Opponent	Score	RPI	S	Opponent	Score	RPI	S	Opponent	Score
25	A	Purdue	63 68	38	H	Drake	49 73	69	H	Southern Ill.	61 80	107	H	Kent St.	71 79
				43	N	South Dakota	48 91	71	A	Ohio	67 87	142	N	Tennessee Tech	82 74
								71	H	Ohio	79 85	144	H	Harvard	53 59
								77	A	Illinois St.	66 69	162	H	Toledo	51 63
												191	A	Akron	70 65
												194	A	Miami (OH)	64 66
												250	A	Colorado St.	80 75
												251	H	Eastern Ill.	61 48
												284	A	Milwaukee	65 78
												292	A	North Dakota St.	74 68
LAST 10 Division I															
71	H	Ohio	79 85	71	A	Ohio	67 87								
191	A	Akron	70 65	38	H	Drake	49 73								
107	H	Kent St.	71 79	69	H	Southern Ill.	61 80								
162	H	Toledo	51 63	251	H	Eastern Ill.	61 48								
194	A	Miami (OH)	64 66	284	A	Milwaukee	65 78								

Non-Div I Games:

Northern Ill.

Average RPI Win:	273	WON-LOST	WINNING	LAST 10	STRENGTH OF	OPP. STRENGTH	TEAM	ADJ.	CONF.	ADJ CONF.
Average RPI Loss:	139	RECORD	PCT. RANK	GAMES	SCHEDULE	OF SCHEDULE	RPI	RPI	RPI	RPI
DIV. I ONLY	9- 9	173	5-5	282	218	225	225	20	20	
DIV. I NON-CONF.	6- 5	151	2-1	315	179	233	233	18	18	
TOTALS	RPI 1-25	RPI 26-50	W-L RECORDS	RPI 51-100	RPI 101-150	RPI 150+				
9- 9	0- 1	0- 0	OVERALL	0- 2	0- 2	9- 4				
4- 4	0- 1	0- 0	HOME	0- 0	0- 2	4- 1				
4- 5	0- 0	0- 0	AWAY	0- 2	0- 0	4- 3				
1- 0	0- 0	0- 0	NEUTRAL	0- 0	0- 0	1- 0				
6- 5	0- 1	0- 0	NON-CONFERENCE	0- 1	0- 1	6- 2				
3- 2	0- 1	0- 0	HOME	0- 0	0- 1	3- 0				
2- 3	0- 0	0- 0	AWAY	0- 1	0- 0	2- 2				
1- 0	0- 0	0- 0	NEUTRAL	0- 0	0- 0	1- 0				
3- 4	0- 0	0- 0	CONFERENCE	0- 1	0- 1	3- 2				
1- 2	0- 0	0- 0	HOME	0- 0	0- 1	1- 1				
2- 2	0- 0	0- 0	AWAY	0- 1	0- 0	2- 1				
0- 0	0- 0	0- 0	NEUTRAL	0- 0	0- 0	0- 0				

RPI 1-25				RPI 26-50				RPI 51-100				RPI 101+ Team's RPI: 225			
RPI	S	Opponent	Score	RPI	S	Opponent	Score	RPI	S	Opponent	Score	RPI	S	Opponent	Score
1	H	Louisville	57 85					53	A	IUPUI	61 89	102	H	Saint Louis	42 67
								86	A	Belmont	45 62	133	H	Wright St.	55 63
												164	H	Youngstown St.	75 56
												182	A	Green Bay	44 65
												187	H	Cleveland St.	68 73
												211	H	Central Ark.	72 56
												252	A	Lipscomb	69 71
												258	A	Eastern Ky.	62 69
												272	A	Indiana St.	70 68
												278	H	Omaha	57 40
												284	A	Milwaukee	61 49
												298	H	Wofford	80 72
												304	N	Jacksonville St.	66 63
												305	A	FIU	67 45
												343	A	UIC	88 46
LAST 10 Division I															
133	H	Wright St.	55 63	284	A	Milwaukee	61 49								
343	A	UIC	88 46	182	A	Green Bay	44 65								
53	A	IUPUI	61 89	298	H	Wofford	80 72								
187	H	Cleveland St.	68 73	272	A	Indiana St.	70 68								
164	H	Youngstown St.	75 56	1	H	Louisville	57 85								

Non-Div I Games:

Northern Ky.

■ Loss,
 ■ Non-Conf, S Site,
 ■ Home
 ■ Away
 N Neutral

Northwestern

Through Games Of Jan. 22, 2020

Non-Conference				Through Games of Jan. 11, 1919						
Average RPI Win:	122	WON-LOST	WINNING	LAST 10	STRENGTH OF	OPP. STRENGTH	TEAM	ADJ.	CONF.	ADJ CONF.
Average RPI Loss:	10	RECORD	PCT. RANK	GAMES	SCHEDULE	OF SCHEDULE	RPI	RPI	RPI	RPI
DIV. I ONLY	16- 2	11	9-1	44	6	17	17	2	2	
DIV. I NON-CONF.	10- 1	19	3-0	114	27	25	25	2	2	

TOTALS	RPI 1-25	RPI 26-50		W-L RECORDS		RPI 51-100	RPI 101-150	RPI 150+		
16- 2	3- 2	2- 0		OVERALL		3- 0	2- 0	6- 0		
9- 2	2- 2	0- 0		HOME		2- 0	1- 0	4- 0		
5- 0	1- 0	2- 0		AWAY		1- 0	1- 0	0- 0		
2- 0	0- 0	0- 0		NEUTRAL		0- 0	0- 0	2- 0		
10- 1	0- 1	2- 0		NON-CONFERENCE		2- 0	1- 0	5- 0		
6- 1	0- 1	0- 0		HOME		2- 0	1- 0	3- 0		
2- 0	0- 0	2- 0		AWAY		0- 0	0- 0	0- 0		
2- 0	0- 0	0- 0		NEUTRAL		0- 0	0- 0	2- 0		
6- 1	3- 1	0- 0		CONFERENCE		1- 0	1- 0	1- 0		
3- 1	2- 1	0- 0		HOME		0- 0	0- 0	1- 0		
3- 0	1- 0	0- 0		AWAY		1- 0	1- 0	0- 0		
0- 0	0- 0	0- 0		NEUTRAL		0- 0	0- 0	0- 0		

RPI	S	Opponent	Score	RPI	S	Opponent	Score	RPI	S	Opponent	Score	RPI	S	Opponent	Score
6	H	Iowa	51 77	39	A	Marquette	64 56	70	A	Minnesota	56 54	120	H	UT Arlington	74 47
12	A	Indiana	71 69	49	A	Duke	63 42	79	H	Boston College	66 63	136	A	Illinois	77 50
13	H	DePaul	68 70					95	H	Colgate	73 44	155	H	Dartmouth	79 37
16	H	Maryland	81 58									184	H	Valparaiso	69 48
25	H	Purdue	61 56									189	H	Penn St.	85 59
												214	N	Xavier	79 59
												282	N	East Carolina	64 45
												288	H	Loyola Maryland	67 46
LAST 10 Division I															
189	H	Penn St.	85 59	16	H	Maryland	81 58								
12	A	Indiana	71 69	136	A	Illinois	77 50								
25	H	Purdue	61 56	214	N	Xavier	79 59								
70	A	Minnesota	56 54	282	N	East Carolina	64 45								
6	H	Iowa	51 77	120	H	UT Arlington	74 47								

Non-Div I Games:

Northwestern

■ Loss,
 ■ Non-Conf, S Site,
 ■ Home
 ■ Away
 N Neutral

Average RPI Win: 315		WON-LOST	WINNING	LAST 10	STRENGTH OF		OPP. STRENGTH	TEAM	ADJ.	CONF.	ADJ CONF.
Average RPI Loss: 188		RECORD	PCT. RANK	GAMES	SCHEDULE		OF SCHEDULE	RPI	RPI	RPI	RPI
DIV. I ONLY		3- 11	309	2-8	294		328	334	334	24	24
DIV. I NON-CONF.		1- 5	313	0-2	211		278	320	320	23	23
TOTALS		RPI 1-25	RPI 26-50		W-L RECORDS		RPI 51-100	RPI 101-150		RPI 150+	
3- 11		0- 0	0- 2		OVERALL		0- 0	0- 2		3- 7	
3- 4		0- 0	0- 0		HOME		0- 0	0- 1		3- 3	
0- 7		0- 0	0- 2		AWAY		0- 0	0- 1		0- 4	
0- 0		0- 0	0- 0		NEUTRAL		0- 0	0- 0		0- 0	
1- 5		0- 0	0- 2		NON-CONFERENCE		0- 0	0- 0		1- 3	
1- 1		0- 0	0- 0		HOME		0- 0	0- 0		1- 1	
0- 4		0- 0	0- 2		AWAY		0- 0	0- 0		0- 2	
0- 0		0- 0	0- 0		NEUTRAL		0- 0	0- 0		0- 0	
2- 6		0- 0	0- 0		CONFERENCE		0- 0	0- 2		2- 4	
2- 3		0- 0	0- 0		HOME		0- 0	0- 1		2- 2	
0- 3		0- 0	0- 0		AWAY		0- 0	0- 1		0- 2	
0- 0		0- 0	0- 0		NEUTRAL		0- 0	0- 0		0- 0	

RPI 1-25				RPI 26-50				RPI 51-100				RPI 101+				Team's RPI: 334	
RPI	S	Opponent	Score	RPI	S	Opponent	Score	RPI	S	Opponent	Score	RPI	S	Opponent	Score		
				37	A	Arkansas	39 99					148	H	A&M-Corpus Christi	59 72		
				45	A	Texas	49 91					150	A	SFA	40 89		
												159	H	Sam Houston St.	69 79		
												163	H	Jackson St.	49 66		
												169	A	Texas Tech	49 79		
												219	A	Lamar University	58 61		
												293	H	Nicholls St.	58 54		
												311	H	Incarnate Word	67 69		
												314	H	Houston Baptist	69 60		
												326	A	McNeese	51 61		
												337	H	Grambling	65 61		
												346	A	La.-Monroe	54 63		
LAST 10 Division I																	
				150	A	SFA	40 89	148	H	A&M-Corpus Christi	59 72						
				293	H	Nicholls St.	58 54	45	A	Texas	49 91						
				326	A	McNeese	51 61	219	A	Lamar University	58 61						
				311	H	Incarnate Word	67 69	159	H	Sam Houston St.	69 79						
				314	H	Houston Baptist	69 60	37	A	Arkansas	39 99						

Non-Div I Games:	LeTourneau	91	61	LSU-Shreveport	63	68	Central Baptist	61	59
------------------	------------	----	----	----------------	----	----	-----------------	----	----

Northwestern St.

Loss, Non-Conf, S Site, H Home A Away N Neutral

Average RPI Win:	153	WON-LOST	WINNING	LAST 10	STRENGTH OF	OPP. STRENGTH	TEAM	ADJ.	CONF.	ADJ CONF.
Average RPI Loss:	63	RECORD	PCT. RANK	GAMES	SCHEDULE	OF SCHEDULE	RPI	RPI	RPI	RPI
DIV. I ONLY	7- 12	250	2-8	22	20	121	121	5	5	
DIV. I NON-CONF.	5- 7	205	0-3	4	38	68	68	3	3	
TOTALS	RPI 1-25	RPI 26-50	W-L RECORDS	RPI 51-100	RPI 101-150	RPI 150+				
7- 12	0- 3	0- 2	OVERALL	3- 6	1- 0	3- 1				
3- 7	0- 2	0- 0	HOME	1- 4	0- 0	2- 1				
3- 3	0- 1	0- 1	AWAY	1- 1	1- 0	1- 0				
1- 2	0- 0	0- 1	NEUTRAL	1- 1	0- 0	0- 0				
5- 7	0- 2	0- 1	NON-CONFERENCE	2- 4	1- 0	2- 0				
2- 4	0- 1	0- 0	HOME	0- 3	0- 0	2- 0				
2- 1	0- 1	0- 0	AWAY	1- 0	1- 0	0- 0				
1- 2	0- 0	0- 1	NEUTRAL	1- 1	0- 0	0- 0				
2- 5	0- 1	0- 1	CONFERENCE	1- 2	0- 0	1- 1				
1- 3	0- 1	0- 0	HOME	1- 1	0- 0	0- 1				
1- 2	0- 0	0- 1	AWAY	0- 1	0- 0	1- 0				
0- 0	0- 0	0- 0	NEUTRAL	0- 0	0- 0	0- 0				

RPI	S	Opponent	Score	RPI	S	Opponent	Score	RPI	S	Opponent	Score	RPI	S	Opponent	Score	Team's RPI: 121
5	A	UConn	57 81	30	N	FGCU	60 69	54	H	Miami (FL)	76 53	124	A	Fordham	60 55	
13	H	DePaul	94 105	49	A	Duke	47 50	55	A	Michigan	76 72	162	H	Toledo	54 51	
15	H	NC State	56 90					62	H	Tennessee	63 74	171	H	Clemson	55 71	
								70	H	Minnesota	67 75	288	H	Loyola Maryland	84 60	
								79	H	Boston College	65 75	301	A	Pittsburgh	60 52	
								80	H	Michigan St.	69 72					
								81	N	South Dakota St.	59 65					
								85	N	South Fla.	67 51					
								98	A	Syracuse	63 74					
LAST 10 Division I																
54	H	Miami (FL)	76 53	301	A	Pittsburgh	60 52									
49	A	Duke	47 50	171	H	Clemson	55 71									
15	H	NC State	56 90	13	H	DePaul	94 105									
79	H	Boston College	65 75	5	A	UConn	57 81									
98	A	Syracuse	63 74	70	H	Minnesota	67 75									

Non-Div I Games:

Notre Dame

Average RPI Win:	289	WON-LOST	WINNING	LAST 10	STRENGTH OF	OPP. STRENGTH	TEAM	ADJ.	CONF.	ADJ CONF.
Average RPI Loss:	149	RECORD	PCT. RANK	GAMES	SCHEDULE	OF SCHEDULE	RPI	RPI	RPI	RPI
DIV. I ONLY	6- 10	241	3-7	284	249	265	265	20	20	
DIV. I NON-CONF.	3- 6	235	0-3	272	226	253	253	18	18	
TOTALS	RPI 1-25	RPI 26-50	W-L RECORDS	RPI 51-100	RPI 101-150	RPI 150+				
6- 10	0- 1	0- 0	OVERALL	0- 4	0- 0	6- 5				
2- 4	0- 1	0- 0	HOME	0- 1	0- 0	2- 2				
3- 6	0- 0	0- 0	AWAY	0- 3	0- 0	3- 3				
1- 0	0- 0	0- 0	NEUTRAL	0- 0	0- 0	1- 0				
3- 6	0- 1	0- 0	NON-CONFERENCE	0- 3	0- 0	3- 2				
0- 2	0- 1	0- 0	HOME	0- 1	0- 0	0- 0				
2- 4	0- 0	0- 0	AWAY	0- 2	0- 0	2- 2				
1- 0	0- 0	0- 0	NEUTRAL	0- 0	0- 0	1- 0				
3- 4	0- 0	0- 0	CONFERENCE	0- 1	0- 0	3- 3				
2- 2	0- 0	0- 0	HOME	0- 0	0- 0	2- 2				
1- 2	0- 0	0- 0	AWAY	0- 1	0- 0	1- 1				
0- 0	0- 0	0- 0	NEUTRAL	0- 0	0- 0	0- 0				

RPI 1-25				RPI 26-50				RPI 51-100				RPI 101+ Team's RPI: 265			
RPI	S	Opponent	Score	RPI	S	Opponent	Score	RPI	S	Opponent	Score	RPI	S	Opponent	Score
22	H	Central Mich.	47 65					53	A	IUPUI	41 76	164	H	Youngstown St.	74 79
								55	A	Michigan	64 79	182	H	Green Bay	93 88
								75	H	Bradley	58 74	187	H	Cleveland St.	58 79
								80	A	Michigan St.	56 76	223	A	Niagara	63 77
												284	H	Milwaukee	78 62
												290	A	St. Bonaventure	66 80
												304	N	Jacksonville St.	61 55
												305	A	FIU	58 49
												313	A	Detroit Mercy	71 57
												343	A	UIC	64 70
												347	A	Chicago St.	98 70
LAST 10 Division I															
187	H	Cleveland St.	58 79	53	A	IUPUI	41 76								
164	H	Youngstown St.	74 79	313	A	Detroit Mercy	71 57								
284	H	Milwaukee	78 62	22	H	Central Mich.	47 65								
182	H	Green Bay	93 88	290	A	St. Bonaventure	66 80								
343	A	UIC	64 70	55	A	Michigan	64 79								

Non-Div I Games: Lourdes 72 53 Concordia (MI) 76 42

Oakland

Loss, Non-Conf, S Site, H Home A Away N Neutral

Through Games of Sat. 11, 1910										
Average RPI Win:	170	WON-LOST	WINNING	LAST 10	STRENGTH OF	OPP. STRENGTH	TEAM	ADJ.	CONF.	ADJ CONF.
Average RPI Loss:	74	RECORD	PCT. RANK	GAMES	SCHEDULE	OF SCHEDULE	RPI	RPI	RPI	RPI
DIV. I ONLY	11- 6	94	6-4	126	51	71	71	10	10	
DIV. I NON-CONF.	7- 4	100	2-2	177	31	87	87	10	10	

TOTALS	RPI 1-25	RPI 26-50		W-L RECORDS		RPI 51-100	RPI 101-150	RPI 150+		
11- 6	0- 1	1- 2		OVERALL		3- 1	0- 2	7- 0		
6- 1	0- 1	0- 0		HOME		2- 0	0- 0	4- 0		
4- 4	0- 0	1- 2		AWAY		1- 1	0- 1	2- 0		
1- 1	0- 0	0- 0		NEUTRAL		0- 0	0- 1	1- 0		
7- 4	0- 0	1- 2		NON-CONFERENCE		1- 1	0- 1	5- 0		
4- 0	0- 0	0- 0		HOME		1- 0	0- 0	3- 0		
2- 3	0- 0	1- 2		AWAY		0- 1	0- 0	1- 0		
1- 1	0- 0	0- 0		NEUTRAL		0- 0	0- 1	1- 0		
4- 2	0- 1	0- 0		CONFERENCE		2- 0	0- 1	2- 0		
2- 1	0- 1	0- 0		HOME		1- 0	0- 0	1- 0		
2- 1	0- 0	0- 0		AWAY		1- 0	0- 1	1- 0		
0- 0	0- 0	0- 0		NEUTRAL		0- 0	0- 0	0- 0		

RPI S	Opponent	Score	RPI S	Opponent	Score	RPI S	Opponent	Score	RPI S	Opponent	Score
22	H Central Mich.	71 73	26	A TCU	72 79	53	H IUPUI	70 64	109	N Butler	55 60
			28	A Ohio St.	74 68	67	H Ball St.	79 71	145	A Western Mich.	72 73
			45	A Texas	60 73	83	A Buffalo	76 65	195	A Northern Ill.	85 79
						98	A Syracuse	54 66	195	H Northern Ill.	87 67
									197	H American	81 69
									201	A Chattanooga	70 58
									244	H Marshall	67 51
									301	N Pittsburgh	72 50
									311	H Incarnate Word	78 41
LAST 10 Division I											
195	A Northern Ill.	85 79	195	H Northern Ill.	87 67						
67	H Ball St.	79 71	201	A Chattanooga	70 58						
145	A Western Mich.	72 73	45	A Texas	60 73						
83	A Buffalo	76 65	26	A TCU	72 79						
22	H Central Mich.	71 73	53	H IUPUI	70 64						

Non-Div I Games:

Ohio

[illegible]

Ohio St.

Oklahoma

Through Games Of Jan. 22, 2020

Average RPI Win:	106	WON-LOST	WINNING	LAST 10	STRENGTH OF	OPP. STRENGTH	TEAM	ADJ.	CONF.	ADJ CONF.
Average RPI Loss:	70	RECORD	PCT. RANK	GAMES	SCHEDULE	OF SCHEDULE	RPI	RPI	RPI	RPI
DIV. I ONLY	10- 8	150	6-4	2	72	31	31	3	3	
DIV. I NON-CONF.	7- 5	130	3-1	6	90	51	51	4	4	
TOTALS	RPI 1-25	RPI 26-50	W-L RECORDS	RPI 51-100	RPI 101-150	RPI 150+				
10- 8	1- 3	3- 2	OVERALL	2- 0	1- 0	3- 3				
8- 3	1- 2	1- 1	HOME	2- 0	1- 0	3- 0				
2- 4	0- 0	2- 1	AWAY	0- 0	0- 0	0- 3				
0- 1	0- 1	0- 0	NEUTRAL	0- 0	0- 0	0- 0				
7- 5	1- 2	1- 1	NON-CONFERENCE	1- 0	1- 0	3- 2				
7- 1	1- 1	1- 0	HOME	1- 0	1- 0	3- 0				
0- 3	0- 0	0- 1	AWAY	0- 0	0- 0	0- 2				
0- 1	0- 1	0- 0	NEUTRAL	0- 0	0- 0	0- 0				
3- 3	0- 1	2- 1	CONFERENCE	1- 0	0- 0	0- 1				
1- 2	0- 1	0- 1	HOME	1- 0	0- 0	0- 0				
2- 1	0- 0	2- 0	AWAY	0- 0	0- 0	0- 1				
0- 0	0- 0	0- 0	NEUTRAL	0- 0	0- 0	0- 0				

RPI 1-25				RPI 26-50				Team's RPI: 31	RPI 51-100				RPI 101+			
RPI	S	Opponent	Score	RPI	S	Opponent	Score		RPI	S	Opponent	Score	RPI	S	Opponent	Score
3	H	Missouri St.	90 96	26	H	TCU	63 82		66	H	Iowa St.	81 72	150	H	SFA	75 62
5	N	UConn	53 97	32	A	Western Ky.	63 74		94	H	Abilene Christian	78 65	152	A	Wichita St.	83 88
11	H	Baylor	56 77	36	A	Oklahoma St.	77 75						156	H	UAB	82 75
24	H	LSU	90 68	38	H	Drake	93 84						158	A	Houston	69 85
				42	A	West Virginia	73 49						159	H	Sam Houston St.	95 71
													169	A	Texas Tech	84 89
													299	H	Prairie View	94 48
LAST 10 Division I																
				169	A	Texas Tech	84 89		11	H	Baylor	56 77				
				26	H	TCU	63 82		5	N	UConn	53 97				
				42	A	West Virginia	73 49		38	H	Drake	93 84				
				66	H	Iowa St.	81 72		159	H	Sam Houston St.	95 71				
				36	A	Oklahoma St.	77 75		24	H	LSU	90 68				

Non-Div I Games:

Oklahoma

■ Loss,
 ■ Non-Conf,
 ■ S Site,
 ■ H Home
 ■ A Away
 N Neutral

Average RPI Win:	164	WON-LOST	WINNING	LAST 10	STRENGTH OF	OPP. STRENGTH	TEAM	ADJ.	CONF.	ADJ CONF.
Average RPI Loss:	23	RECORD	PCT. RANK	GAMES	SCHEDULE	OF SCHEDULE	RPI	RPI	RPI	RPI
DIV. I ONLY	12- 6	71	6-4	14	55	36	36	3	3	
DIV. I NON-CONF.	9- 3	64	3-1	40	111	32	32	4	4	
TOTALS	RPI 1-25	RPI 26-50	W-L RECORDS	RPI 51-100	RPI 101-150	RPI 150+				
12- 6	0- 4	1- 1	OVERALL	1- 1	4- 0	6- 0				
8- 2	0- 0	0- 1	HOME	1- 1	3- 0	4- 0				
3- 2	0- 2	1- 0	AWAY	0- 0	0- 0	2- 0				
1- 2	0- 2	0- 0	NEUTRAL	0- 0	1- 0	0- 0				
9- 3	0- 3	0- 0	NON-CONFERENCE	0- 0	4- 0	5- 0				
7- 0	0- 0	0- 0	HOME	0- 0	3- 0	4- 0				
1- 1	0- 1	0- 0	AWAY	0- 0	0- 0	1- 0				
1- 2	0- 2	0- 0	NEUTRAL	0- 0	1- 0	0- 0				
3- 3	0- 1	1- 1	CONFERENCE	1- 1	0- 0	1- 0				
1- 2	0- 0	0- 1	HOME	1- 1	0- 0	0- 0				
2- 1	0- 1	1- 0	AWAY	0- 0	0- 0	1- 0				
0- 0	0- 0	0- 0	NEUTRAL	0- 0	0- 0	0- 0				

RPI 1-25				RPI 26-50				Team's RPI: 36	RPI 51-100				RPI 101+			
RPI	S	Opponent	Score	RPI	S	Opponent	Score		RPI	S	Opponent	Score	RPI	S	Opponent	Score
1	N	Louisville	48 69	31	H	Oklahoma	75 77		66	H	Iowa St.	63 64	103	H	Duquesne	84 41
7	N	Oregon	72 89	42	A	West Virginia	57 55		76	H	Kansas	67 49	120	N	UT Arlington	60 47
11	A	Baylor	48 94										122	H	Idaho	62 47
19	A	Texas A&M	62 74										126	H	Rice	69 38
													180	A	Kansas St.	70 63
													203	A	Tulsa	78 48
													219	H	Lamar University	74 53
													239	H	Southern U.	72 59
													255	H	Oral Roberts	78 44
													277	H	Idaho St.	70 52
LAST 10 Division I																
				42	A	West Virginia	57 55		76	H	Kansas	67 49				
				66	H	Iowa St.	63 64		103	H	Duquesne	84 41				
				180	A	Kansas St.	70 63		255	H	Oral Roberts	78 44				
				11	A	Baylor	48 94		239	H	Southern U.	72 59				
				31	H	Oklahoma	75 77		19	A	Texas A&M	62 74				

Non-Div I Games:

Oklahoma St.

■ Loss,
 ■ Non-Conf,
 ■ S Site,
 ■ H Home
 ■ A Away
 N Neutral

Old Dominion

Through Games Of Jan. 22, 2020

Average RPI Win:	170	WON-LOST	WINNING	LAST 10	STRENGTH OF	OPP. STRENGTH	TEAM	ADJ.	CONF.	ADJ CONF.
Average RPI Loss:	100	RECORD	PCT. RANK	GAMES	SCHEDULE	OF SCHEDULE	RPI	RPI	RPI	RPI
DIV. I ONLY	14- 3	30	8-2	122	121	33	33	13	13	
DIV. I NON-CONF.	10- 2	30	4-1	191	185	52	52	14	14	
TOTALS	RPI 1-25	RPI 26-50	W-L RECORDS	RPI 51-100	RPI 101-150	RPI 150+				
14- 3	0- 0	1- 1	OVERALL	2- 0	4- 1	7- 1				
9- 0	0- 0	1- 0	HOME	1- 0	2- 0	5- 0				
4- 3	0- 0	0- 1	AWAY	1- 0	1- 1	2- 1				
1- 0	0- 0	0- 0	NEUTRAL	0- 0	1- 0	0- 0				
10- 2	0- 0	0- 1	NON-CONFERENCE	0- 0	4- 1	6- 0				
6- 0	0- 0	0- 0	HOME	0- 0	2- 0	4- 0				
3- 2	0- 0	0- 1	AWAY	0- 0	1- 1	2- 0				
1- 0	0- 0	0- 0	NEUTRAL	0- 0	1- 0	0- 0				
4- 1	0- 0	1- 0	CONFERENCE	2- 0	0- 0	1- 1				
3- 0	0- 0	1- 0	HOME	1- 0	0- 0	1- 0				
1- 1	0- 0	0- 0	AWAY	1- 0	0- 0	0- 1				
0- 0	0- 0	0- 0	NEUTRAL	0- 0	0- 0	0- 0				

RPI S	Opponent	Score	RPI S	Opponent	Score	RPI S	Opponent	Score	RPI S	Opponent	Score
32	H Western Ky.	76 65	34	A Virginia	53 56	52	A Middle Tenn.	67 56	110	A VCU	49 62
						59	H Charlotte	54 51	122	N Idaho	67 55
									129	H Richmond	73 51
									138	H Campbell	59 44
									146	A Auburn	89 77
									156	A UAB	65 76
									157	A William & Mary	69 58
									172	H Hampton	75 38
									212	H Mt. St. Mary's	85 34
									244	H Marshall	57 46
									253	H Winthrop	68 44
									323	H UMES	48 39
									339	A Cal Poly	61 55
LAST 10 Division I											
244	H Marshall	57 46	212	H Mt. St. Mary's	85 34						
32	H Western Ky.	76 65	172	H Hampton	75 38						
59	H Charlotte	54 51	129	H Richmond	73 51						
156	A UAB	65 76	110	A VCU	49 62						
52	A Middle Tenn.	67 56	323	H UMES	48 39						

Non-Div I Games:

Old Dominion

Loss, Non-Conf, S Site, H Home A Away N Neutral

Average RPI Win:	290	WON-LOST	WINNING	LAST 10	STRENGTH OF	OPP. STRENGTH	TEAM	ADJ.	CONF.	ADJ CONF.
Average RPI Loss:	130	RECORD	PCT. RANK	GAMES	SCHEDULE	OF SCHEDULE	RPI	RPI	RPI	RPI
DIV. I ONLY	7- 11	231	2-8	179	281	275	275	4	4	
DIV. I NON-CONF.	7- 6	161	2-3	286	348	293	293	5	5	
TOTALS	RPI 1-25	RPI 26-50	W-L RECORDS	RPI 51-100	RPI 101-150	RPI 150+				
7- 11	0- 2	0- 0	OVERALL	0- 2	0- 3	7- 4				
6- 6	0- 0	0- 0	HOME	0- 2	0- 3	6- 1				
0- 4	0- 2	0- 0	AWAY	0- 0	0- 0	0- 2				
1- 1	0- 0	0- 0	NEUTRAL	0- 0	0- 0	1- 1				
7- 6	0- 0	0- 0	NON-CONFERENCE	0- 0	0- 2	7- 4				
6- 3	0- 0	0- 0	HOME	0- 0	0- 2	6- 1				
0- 2	0- 0	0- 0	AWAY	0- 0	0- 0	0- 2				
1- 1	0- 0	0- 0	NEUTRAL	0- 0	0- 0	1- 1				
0- 5	0- 2	0- 0	CONFERENCE	0- 2	0- 1	0- 0				
0- 3	0- 0	0- 0	HOME	0- 2	0- 1	0- 0				
0- 2	0- 2	0- 0	AWAY	0- 0	0- 0	0- 0				
0- 0	0- 0	0- 0	NEUTRAL	0- 0	0- 0	0- 0				

RPI 1-25				RPI 26-50				RPI 51-100				RPI 101+ Team's RPI: 275			
RPI	S	Opponent	Score	RPI	S	Opponent	Score	RPI	S	Opponent	Score	RPI	S	Opponent	Score
19	A	Texas A&M	35 79					62	H	Tennessee	28 84	130	H	Louisiana	42 53
24	A	LSU	44 52					89	H	Georgia	51 58	137	H	New Orleans	64 69
												147	H	Missouri	57 71
												159	H	Sam Houston St.	75 69
												169	A	Texas Tech	48 84
												175	A	Southern Miss.	53 59
												176	H	Southeast Mo. St.	53 70
												259	H	Louisiana Tech	76 53
												295	H	Ga. Southern	69 66
												301	N	Pittsburgh	50 58
												308	N	Alcorn	73 55
												310	H	Alabama St.	93 66
												346	H	La.-Monroe	66 42
												351	H	Mississippi Val.	72 53
LAST 10 Division I															
147	H	Missouri	57 71	310	H	Alabama St.	93 66								
24	A	LSU	44 52	130	H	Louisiana	42 53								
62	H	Tennessee	28 84	295	H	Ga. Southern	69 66								
19	A	Texas A&M	35 79	176	H	Southeast Mo. St.	53 70								
89	H	Georgia	51 58	169	A	Texas Tech	48 84								

Non-Div I Games:

Ole Miss

■ Loss,
 ■ Non-Conf,
 ■ S Site,
 ■ H Home
 ■ A Away
 N Neutral

Average RPI Win:	275	WON-LOST	WINNING	LAST 10	STRENGTH OF	OPP. STRENGTH	TEAM	ADJ.	CONF.	ADJ CONF.
Average RPI Loss:	143	RECORD	PCT. RANK	GAMES	SCHEDULE	OF SCHEDULE	RPI	RPI	RPI	RPI
DIV. I ONLY	4- 12	294	3-7	116	295	278	278	19	19	
DIV. I NON-CONF.	3- 8	268	2-3	156	307	286	286	19	19	
TOTALS	RPI 1-25	RPI 26-50	W-L RECORDS	RPI 51-100	RPI 101-150	RPI 150+				
4- 12	0- 1	0- 1	OVERALL	0- 3	0- 1	4- 6				
3- 4	0- 1	0- 0	HOME	0- 2	0- 0	3- 1				
0- 7	0- 0	0- 1	AWAY	0- 1	0- 0	0- 5				
1- 1	0- 0	0- 0	NEUTRAL	0- 0	0- 1	1- 0				
3- 8	0- 1	0- 0	NON-CONFERENCE	0- 2	0- 1	3- 4				
2- 3	0- 1	0- 0	HOME	0- 1	0- 0	2- 1				
0- 4	0- 0	0- 0	AWAY	0- 1	0- 0	0- 3				
1- 1	0- 0	0- 0	NEUTRAL	0- 0	0- 1	1- 0				
1- 4	0- 0	0- 1	CONFERENCE	0- 1	0- 0	1- 2				
1- 1	0- 0	0- 0	HOME	0- 1	0- 0	1- 0				
0- 3	0- 0	0- 1	AWAY	0- 0	0- 0	0- 2				
0- 0	0- 0	0- 0	NEUTRAL	0- 0	0- 0	0- 0				

RPI	S	Opponent	Score	RPI	S	Opponent	Score	RPI	S	Opponent	Score	RPI	S	Opponent	Score	Team's RPI: 278
23	H	Creighton	54 67	43	A	South Dakota	44 77	51	H	UNI	45 81	110	N	VCU	66 74	
								76	A	Kansas	48 63	180	A	Kansas St.	48 73	
								81	H	South Dakota St.	51 68	187	H	Cleveland St.	66 79	
												190	A	North Dakota	57 63	
												225	A	Northern Ky.	40 57	
												228	H	UMKC	57 53	
												251	A	Eastern Ill.	52 65	
												255	H	Oral Roberts	60 54	
												265	H	Morgan St.	70 64	
												296	A	Denver	60 66	
												351	N	Mississippi Val.	78 70	
LAST 10 Division I																
296	A	Denver	60 66	187	H	Cleveland St.	66 79	51	H	UNI	45 81					
43	A	South Dakota	44 77	251	A	Eastern Ill.	52 65	228	H	UMKC	57 53					
190	A	North Dakota	57 63	351	N	Mississippi Val.	78 70									
255	H	Oral Roberts	60 54													
81	H	South Dakota St.	51 68													

Non-Div I Games: Peru St. 92 58 Graceland (IA) 85 46

Omaha

Loss, Non-Conf, S Site, H Home A Away N Neutral

Oral Roberts

Through Games Of Jan. 22, 2020

Average RPI Win:	236	WON-LOST	WINNING	LAST 10	STRENGTH OF	OPP. STRENGTH	TEAM	ADJ.	CONF.	ADJ CONF.
Average RPI Loss:	155	RECORD	PCT. RANK	GAMES	SCHEDULE	OF SCHEDULE	RPI	RPI	RPI	RPI
DIV. I ONLY	6- 11	255	3-7	247	155	255	255	19	19	
DIV. I NON-CONF.	3- 8	268	0-4	153	146	261	261	19	19	
TOTALS	RPI 1-25	RPI 26-50	W-L RECORDS	RPI 51-100	RPI 101-150	RPI 150+				
6- 11	0- 0	0- 2	OVERALL	0- 2	0- 1	6- 6				
5- 1	0- 0	0- 0	HOME	0- 0	0- 0	5- 1				
1- 10	0- 0	0- 2	AWAY	0- 2	0- 1	1- 5				
0- 0	0- 0	0- 0	NEUTRAL	0- 0	0- 0	0- 0				
3- 8	0- 0	0- 2	NON-CONFERENCE	0- 1	0- 1	3- 4				
3- 1	0- 0	0- 0	HOME	0- 0	0- 0	3- 1				
0- 7	0- 0	0- 2	AWAY	0- 1	0- 1	0- 3				
0- 0	0- 0	0- 0	NEUTRAL	0- 0	0- 0	0- 0				
3- 3	0- 0	0- 0	CONFERENCE	0- 1	0- 0	3- 2				
2- 0	0- 0	0- 0	HOME	0- 0	0- 0	2- 0				
1- 3	0- 0	0- 0	AWAY	0- 1	0- 0	1- 2				
0- 0	0- 0	0- 0	NEUTRAL	0- 0	0- 0	0- 0				

RPI S	Opponent	Score	RPI S	Opponent	Score	RPI S	Opponent	Score	RPI S	Opponent	Score	Team's RPI: 255
36	A Oklahoma St.	44 78	37	A Arkansas	64 96	60	A Nebraska	67 77	113	A Utah	58 78	
						81	A South Dakota St.	44 58	152	H Wichita St.	79 66	
									159	H Sam Houston St.	64 41	
									180	A Kansas St.	69 109	
									190	H North Dakota	75 52	
									192	A Southern Utah	58 72	
									203	A Tulsa	65 67	
									216	A Western Ill.	61 75	
									278	A Omaha	54 60	
									292	H North Dakota St.	70 62	
									294	H Texas St.	63 57	
									314	H Houston Baptist	73 74	
									329	A Purdue Fort Wayne	79 73	
LAST 10 Division I												
216	A Western Ill.	61 75	81	A South Dakota St.	44 58							
329	A Purdue Fort Wayne	79 73	36	A Oklahoma St.	44 78							
190	H North Dakota	75 52	60	A Nebraska	67 77							
292	H North Dakota St.	70 62	113	A Utah	58 78							
278	A Omaha	54 60	192	A Southern Utah	58 72							

Non-Div I Games: Rogers St. 80 40 Cent. Christian (KS114 60

Oral Roberts

Loss, Non-Conf, S Site, H Home A Away N Neutral

Oregon

Average RPI Win: 123

Average RPI Loss: 14

WON-LOST

WINNING

LAST 10

RECORD

PCT. RANK

GAMES

STRENGTH OF

SCHEDULE

OPP. STRENGTH

OF SCHEDULE

TEAM

RPI

ADJ.

RPI

CONF.

RPI

ADJ CONF.

RPI

DIV. I ONLY

15- 2

16

9-1

13

34

7

7

1

1

DIV. I NON-CONF.

10- 1

19

4-0

74

46

15

15

1

1

TOTALS

RPI 1-25

RPI 26-50

W-L RECORDS

RPI 51-100

RPI 101-150

RPI 150+

15- 2

1- 1

3- 1

OVERALL

3- 0

4- 0

4- 0

10- 0

1- 0

1- 0

HOME

2- 0

3- 0

3- 0

3- 1

0- 0

1- 1

AWAY

1- 0

0- 0

1- 0

2- 1

0- 1

1- 0

NEUTRAL

0- 0

1- 0

0- 0

10- 1

0- 1

1- 0

NON-CONFERENCE

3- 0

2- 0

4- 0

6- 0

0- 0

0- 0

HOME

2- 0

1- 0

3- 0

2- 0

0- 0

0- 0

AWAY

1- 0

0- 0

1- 0

2- 1

0- 1

1- 0

NEUTRAL

0- 0

1- 0

0- 0

5- 1

1- 0

2- 1

CONFERENCE

0- 0

2- 0

0- 0

4- 0

1- 0

1- 0

HOME

0- 0

2- 0

0- 0

1- 1

0- 0

1- 1

AWAY

0- 0

0- 0

0- 0

0- 0

0- 0

0- 0

NEUTRAL

0- 0

0- 0

0- 0

RPI 1-25

Team's RPI: 7

RPI 26-50

RPI 51-100

RPI 101+

RPI	S	Opponent	Score
1	N	Louisville	62 72
4	H	Stanford	87 55

RPI	S	Opponent	Score
27	A	Arizona St.	66 72
36	N	Oklahoma St.	89 72
41	A	Arizona	71 64
50	H	Colorado	104 46

RPI	S	Opponent	Score
81	H	South Dakota St.	95 56
97	H	Texas Southern	99 63
98	A	Syracuse	81 64

RPI	S	Opponent	Score
101	H	California	105 55
113	H	Utah	88 51
120	N	UT Arlington	91 54
134	H	Northeastern	89 47
180	H	Kansas St.	89 51
236	H	UC Riverside	84 41
276	H	Utah St.	109 52
281	A	Long Beach St.	81 45

LAST 10 Division I

101	H	California	105 55	50	H	Colorado	104 46
4	H	Stanford	87 55	180	H	Kansas St.	89 51
41	A	Arizona	71 64	236	H	UC Riverside	84 41
27	A	Arizona St.	66 72	281	A	Long Beach St.	81 45
113	H	Utah	88 51	81	H	South Dakota St.	95 56

Non-Div I Games:

Corban

125 42

Oregon

Loss, Non-Conf, S Site, H Home A Away N Neutral

Average RPI Win:	121	WON-LOST	WINNING	LAST 10	STRENGTH OF	OPP. STRENGTH	TEAM	ADJ.	CONF.	ADJ CONF.
Average RPI Loss:	16	RECORD	PCT. RANK	GAMES	SCHEDULE	OF SCHEDULE	RPI	RPI	RPI	RPI
DIV. I ONLY	16- 2	11	8-2	12	24	10	10	1	1	
DIV. I NON-CONF.	12- 0	1	4-0	62	26	5	5	1	1	
TOTALS	RPI 1-25	RPI 26-50	W-L RECORDS	RPI 51-100	RPI 101-150	RPI 150+				
16- 2	2- 1	2- 1	OVERALL	2- 0	5- 0	5- 0				
11- 1	2- 1	1- 0	HOME	0- 0	4- 0	4- 0				
2- 1	0- 0	1- 1	AWAY	1- 0	0- 0	0- 0				
3- 0	0- 0	0- 0	NEUTRAL	1- 0	1- 0	1- 0				
12- 0	2- 0	0- 0	NON-CONFERENCE	2- 0	3- 0	5- 0				
8- 0	2- 0	0- 0	HOME	0- 0	2- 0	4- 0				
1- 0	0- 0	0- 0	AWAY	1- 0	0- 0	0- 0				
3- 0	0- 0	0- 0	NEUTRAL	1- 0	1- 0	1- 0				
4- 2	0- 1	2- 1	CONFERENCE	0- 0	2- 0	0- 0				
3- 1	0- 1	1- 0	HOME	0- 0	2- 0	0- 0				
1- 1	0- 0	1- 1	AWAY	0- 0	0- 0	0- 0				
0- 0	0- 0	0- 0	NEUTRAL	0- 0	0- 0	0- 0				

RPI	S	Opponent	Score	RPI	S	Opponent	Score	RPI	S	Opponent	Score	RPI	S	Opponent	Score
3	H	Missouri St.	80 69	27	A	Arizona St.	47 55	54	A	Miami (FL)	75 53	101	H	California	81 44
4	H	Stanford	58 61	41	A	Arizona	63 61	65	N	BYU	65 34	111	N	Liberty	68 55
13	H	DePaul	98 77	50	H	Colorado	72 60					113	H	Utah	77 48
												119	H	Pacific	69 57
												135	H	CSU Bakersfield	69 50
												188	H	Hawaii	64 32
												192	H	Southern Utah	95 45
												209	N	Northern Ariz.	91 57
												264	H	UC Irvine	86 57
												276	H	Utah St.	75 46
LAST 10 Division I															
4	H	Stanford	58 61	113	H	Utah	77 48								
101	H	California	81 44	135	H	CSU Bakersfield	69 50								
27	A	Arizona St.	47 55	65	N	BYU	65 34								
41	A	Arizona	63 61	209	N	Northern Ariz.	91 57								
50	H	Colorado	72 60	276	H	Utah St.	75 46								

Non-Div I Games:

Oregon St.

Average RPI Win:	234	WON-LOST	WINNING	LAST 10	STRENGTH OF	OPP. STRENGTH	TEAM	ADJ.	CONF.	ADJ CONF.
Average RPI Loss:	88	RECORD	PCT. RANK	GAMES	SCHEDULE	OF SCHEDULE	RPI	RPI	RPI	RPI
DIV. I ONLY	11- 8	132	5-5	149	113	119	119	11	11	
DIV. I NON-CONF.	7- 4	100	1-1	166	148	93	93	11	11	
TOTALS	RPI 1-25	RPI 26-50	W-L RECORDS	RPI 51-100	RPI 101-150	RPI 150+				
11- 8	0- 3	0- 0	OVERALL	1- 1	1- 1	9- 3				
6- 2	0- 0	0- 0	HOME	0- 1	0- 0	6- 1				
4- 5	0- 3	0- 0	AWAY	1- 0	1- 1	2- 1				
1- 1	0- 0	0- 0	NEUTRAL	0- 0	0- 0	1- 1				
7- 4	0- 2	0- 0	NON-CONFERENCE	1- 0	0- 1	6- 1				
4- 0	0- 0	0- 0	HOME	0- 0	0- 0	4- 0				
2- 3	0- 2	0- 0	AWAY	1- 0	0- 1	1- 0				
1- 1	0- 0	0- 0	NEUTRAL	0- 0	0- 0	1- 1				
4- 4	0- 1	0- 0	CONFERENCE	0- 1	1- 0	3- 2				
2- 2	0- 0	0- 0	HOME	0- 1	0- 0	2- 1				
2- 2	0- 1	0- 0	AWAY	0- 0	1- 0	1- 1				
0- 0	0- 0	0- 0	NEUTRAL	0- 0	0- 0	0- 0				

RPI	S	Opponent	Score	RPI	S	Opponent	Score	RPI	S	Opponent	Score	RPI	S	Opponent	Score	Team's RPI: 119
8	A	Gonzaga	67 68					65	H	BYU	66 76	127	A	Portland	77 73	
9	A	UCLA	57 68					90	A	Drexel	58 51	135	A	CSU Bakersfield	70 80	
10	A	Oregon St.	57 69									151	H	San Diego	64 66	
												162	N	Toledo	65 66	
												167	A	Santa Clara	65 75	
												215	H	SMU	77 49	
												228	H	UMKC	89 60	
												233	A	San Francisco	84 61	
												257	H	LMU (CA)	76 67	
												260	H	Pepperdine	64 63	
												272	H	Indiana St.	83 66	
												280	A	UC Santa Barbara	63 53	
												302	H	Weber St.	76 53	
												306	N	St. Francis Brooklyn	71 62	
LAST 10 Division I																
151	H	San Diego	64 66	257	H	LMU (CA)	76 67									
65	H	BYU	66 76	233	A	San Francisco	84 61									
8	A	Gonzaga	67 68	167	A	Santa Clara	65 75									
127	A	Portland	77 73	162	N	Toledo	65 66									
260	H	Pepperdine	64 63	306	N	St. Francis Brooklyn	71 62									

Non-Div I Games:

Pacific

■ Loss,
 ■ Non-Conf,
 ■ S Site,
 ■ H Home
 ■ A Away
 N Neutral

Average RPI Win:	230	WON-LOST	WINNING	LAST 10	STRENGTH OF	OPP. STRENGTH	TEAM	ADJ.	CONF.	ADJ CONF.
Average RPI Loss:	54	RECORD	PCT. RANK	GAMES	SCHEDULE	OF SCHEDULE	RPI	RPI	RPI	RPI
DIV. I ONLY	9- 3	50	7-3	306	71	123	123	8	8	
DIV. I NON-CONF.	9- 2	39	7-2	332	54	112	112	9	9	
TOTALS	RPI 1-25	RPI 26-50	W-L RECORDS	RPI 51-100	RPI 101-150	RPI 150+				
9- 3	0- 1	0- 1	OVERALL	1- 1	0- 0	8- 0				
5- 1	0- 1	0- 0	HOME	1- 0	0- 0	4- 0				
4- 2	0- 0	0- 1	AWAY	0- 1	0- 0	4- 0				
0- 0	0- 0	0- 0	NEUTRAL	0- 0	0- 0	0- 0				
9- 2	0- 0	0- 1	NON-CONFERENCE	1- 1	0- 0	8- 0				
5- 0	0- 0	0- 0	HOME	1- 0	0- 0	4- 0				
4- 2	0- 0	0- 1	AWAY	0- 1	0- 0	4- 0				
0- 0	0- 0	0- 0	NEUTRAL	0- 0	0- 0	0- 0				
0- 1	0- 1	0- 0	CONFERENCE	0- 0	0- 0	0- 0				
0- 1	0- 1	0- 0	HOME	0- 0	0- 0	0- 0				
0- 0	0- 0	0- 0	AWAY	0- 0	0- 0	0- 0				
0- 0	0- 0	0- 0	NEUTRAL	0- 0	0- 0	0- 0				

RPI	S	Opponent	Score	RPI	S	Opponent	Score	RPI	S	Opponent	Score	RPI	S	Opponent	Score	Team's RPI: 123
21	H	Princeton	55 75	49	A	Duke	50 66	90	H	Drexel	53 49	174	A	Saint Joseph's	55 45	
								91	A	Villanova	58 70	188	A	Hawaii	70 55	
												199	A	La Salle	65 49	
												207	H	Iona	74 42	
												231	H	Stetson	81 41	
												309	H	Siena	92 44	
												330	A	NJIT	85 51	
												344	H	Hartford	74 46	
LAST 10 Division I																
91	A	Villanova	58 70	199	A	La Salle	65 49									
21	H	Princeton	55 75	344	H	Hartford	74 46									
188	A	Hawaii	70 55	49	A	Duke	50 66									
90	H	Drexel	53 49	174	A	Saint Joseph's	55 45									
231	H	Stetson	81 41	207	H	Iona	74 42									

Non-Div I Games: Chaminade 90 39

Penn

Average RPI Win:	205	WON-LOST	WINNING	LAST 10	STRENGTH OF	OPP. STRENGTH	TEAM	ADJ.	CONF.	ADJ CONF.
Average RPI Loss:	101	RECORD	PCT. RANK	GAMES	SCHEDULE	OF SCHEDULE	RPI	RPI	RPI	RPI
DIV. I ONLY	7- 11	231	3-7	84	90	189	189	2	2	
DIV. I NON-CONF.	6- 5	151	2-1	230	238	218	218	2	2	
TOTALS	RPI 1-25	RPI 26-50	W-L RECORDS	RPI 51-100	RPI 101-150	RPI 150+				
7- 11	0- 2	0- 2	OVERALL	1- 3	1- 1	5- 3				
5- 5	0- 0	0- 1	HOME	1- 2	1- 0	3- 2				
1- 5	0- 2	0- 1	AWAY	0- 1	0- 1	1- 0				
1- 1	0- 0	0- 0	NEUTRAL	0- 0	0- 0	1- 1				
6- 5	0- 1	0- 0	NON-CONFERENCE	0- 1	1- 0	5- 3				
4- 3	0- 0	0- 0	HOME	0- 1	1- 0	3- 2				
1- 1	0- 1	0- 0	AWAY	0- 0	0- 0	1- 0				
1- 1	0- 0	0- 0	NEUTRAL	0- 0	0- 0	1- 1				
1- 6	0- 1	0- 2	CONFERENCE	1- 2	0- 1	0- 0				
1- 2	0- 0	0- 1	HOME	1- 1	0- 0	0- 0				
0- 4	0- 1	0- 1	AWAY	0- 1	0- 1	0- 0				
0- 0	0- 0	0- 0	NEUTRAL	0- 0	0- 0	0- 0				

RPI 1-25				RPI 26-50				RPI 51-100				RPI 101+ Team's RPI: 189			
RPI	S	Opponent	Score	RPI	S	Opponent	Score	RPI	S	Opponent	Score	RPI	S	Opponent	Score
17	A	Northwestern	59 85	28	A	Ohio St.	70 80	55	A	Michigan	48 82	115	A	Wisconsin	65 71
21	A	Princeton	55 72	35	H	Rutgers	57 62	70	H	Minnesota	74 81	124	H	Fordham	72 59
								80	H	Michigan St.	86 73	171	H	Clemson	68 55
								88	H	Rider	70 78	177	A	Towson	73 67
												199	H	La Salle	67 69
												206	H	George Mason	68 78
												268	H	Sacred Heart	88 65
												281	N	Long Beach St.	56 64
												301	H	Pittsburgh	78 73
												312	N	N.C. Central	92 68
LAST 10 Division I															
17	A	Northwestern	59 85	55	A	Michigan	48 82								
35	H	Rutgers	57 62	70	H	Minnesota	74 81								
28	A	Ohio St.	70 80	268	H	Sacred Heart	88 65								
80	H	Michigan St.	86 73	21	A	Princeton	55 72								
115	A	Wisconsin	65 71	301	H	Pittsburgh	78 73								

Non-Div I Games:

Penn St.

Pepperdine

Through Games Of Jan. 22, 2020

Average RPI Win: 244	WON-LOST	WINNING	LAST 10	STRENGTH OF	OPP. STRENGTH	TEAM	ADJ.	CONF.	ADJ CONF.
Average RPI Loss: 146	RECORD	PCT. RANK	GAMES	SCHEDULE	OF SCHEDULE	RPI	RPI	RPI	RPI
DIV. I ONLY	7- 8	198	4-6	307	104	260	260	11	11
DIV. I NON-CONF.	4- 4	164	1-2	331	140	268	268	11	11
TOTALS	RPI 1-25	RPI 26-50	W-L RECORDS	RPI 51-100	RPI 101-150	RPI 150+			
7- 8	0- 0	0- 0	OVERALL	0- 3	0- 1	7- 4			
5- 4	0- 0	0- 0	HOME	0- 1	0- 0	5- 3			
2- 4	0- 0	0- 0	AWAY	0- 2	0- 1	2- 1			
0- 0	0- 0	0- 0	NEUTRAL	0- 0	0- 0	0- 0			
4- 4	0- 0	0- 0	NON-CONFERENCE	0- 2	0- 0	4- 2			
2- 2	0- 0	0- 0	HOME	0- 0	0- 0	2- 2			
2- 2	0- 0	0- 0	AWAY	0- 2	0- 0	2- 0			
0- 0	0- 0	0- 0	NEUTRAL	0- 0	0- 0	0- 0			
3- 4	0- 0	0- 0	CONFERENCE	0- 1	0- 1	3- 2			
3- 2	0- 0	0- 0	HOME	0- 1	0- 0	3- 1			
0- 2	0- 0	0- 0	AWAY	0- 0	0- 1	0- 1			
0- 0	0- 0	0- 0	NEUTRAL	0- 0	0- 0	0- 0			

RPI 1-25				RPI 26-50				RPI 51-100				RPI 101+				Team's RPI: 260	
RPI	S	Opponent	Score	RPI	S	Opponent	Score	RPI	S	Opponent	Score	RPI	S	Opponent	Score		
								65	H	BYU	47	65	119	A	Pacific	63	64
								74	A	Washington St.	48	85	151	H	San Diego	73	57
								100	A	Boise St.	74	76	167	H	Santa Clara	79	71
													178	A	Saint Mary's (CA)	78	85
													186	H	UNLV	44	69
													188	H	Hawaii	51	52
													224	H	UC Davis	70	67
													233	H	San Francisco	82	70
													257	H	LMU (CA)	77	84
													286	A	Eastern Wash.	53	52
													307	A	New Mexico St.	72	69
													339	H	Cal Poly	63	53
LAST 10 Division I																	
				257	H	LMU (CA)	77	84	65	H	BYU	47	65				
				233	H	San Francisco	82	70	151	H	San Diego	73	57				
				167	H	Santa Clara	79	71	100	A	Boise St.	74	76				
				119	A	Pacific	63	64	224	H	UC Davis	70	67				
				178	A	Saint Mary's (CA)	78	85	186	H	UNLV	44	69				

Non-Div I Games: Concordia (CA) 76 57 Cal St. L.A. 79 56

Pepperdine

Loss, Non-Conf, S Site, H Home A Away N Neutral

Pittsburgh

Through Games Of Jan. 22, 2020

Average RPI Win:	319	WON-LOST	WINNING	LAST 10	STRENGTH OF	OPP. STRENGTH	TEAM	ADJ.	CONF.	ADJ CONF.
Average RPI Loss:	117	RECORD	PCT. RANK	GAMES	SCHEDULE	OF SCHEDULE	RPI	RPI	RPI	RPI
DIV. I ONLY	3- 14	318	0-10	171	133	301	301	5	5	
DIV. I NON-CONF.	3- 8	268	0-4	213	273	305	305	3	3	
TOTALS	RPI 1-25	RPI 26-50	W-L RECORDS	RPI 51-100	RPI 101-150	RPI 150+				
3- 14	0- 0	0- 1	OVERALL	0- 6	0- 3	3- 4				
2- 7	0- 0	0- 0	HOME	0- 3	0- 2	2- 2				
0- 6	0- 0	0- 1	AWAY	0- 2	0- 1	0- 2				
1- 1	0- 0	0- 0	NEUTRAL	0- 1	0- 0	1- 0				
3- 8	0- 0	0- 0	NON-CONFERENCE	0- 3	0- 2	3- 3				
2- 4	0- 0	0- 0	HOME	0- 1	0- 1	2- 2				
0- 3	0- 0	0- 0	AWAY	0- 1	0- 1	0- 1				
1- 1	0- 0	0- 0	NEUTRAL	0- 1	0- 0	1- 0				
0- 6	0- 0	0- 1	CONFERENCE	0- 3	0- 1	0- 1				
0- 3	0- 0	0- 0	HOME	0- 2	0- 1	0- 0				
0- 3	0- 0	0- 1	AWAY	0- 1	0- 0	0- 1				
0- 0	0- 0	0- 0	NEUTRAL	0- 0	0- 0	0- 0				

RPI 1-25				RPI 26-50				RPI 51-100				RPI 101+				Team's RPI: 301	
RPI	S	Opponent	Score	RPI	S	Opponent	Score	RPI	S	Opponent	Score	RPI	S	Opponent	Score		
				29	A	Virginia Tech	56 68	64	A	UCF	58 74	103	H	Duquesne	62 81		
								71	N	Ohio	50 72	114	A	Cincinnati	53 69		
								73	A	North Carolina	62 70	121	H	Notre Dame	52 60		
								79	H	Boston College	70 79	171	A	Clemson	67 75		
								93	H	Stony Brook	56 59	189	A	Penn St.	73 78		
								98	H	Syracuse	51 69	194	H	Miami (OH)	71 80		
												237	H	Georgetown	56 66		
												275	N	Ole Miss	58 50		
												336	H	Fairleigh Dickinson	69 60		
												345	H	Central Conn. St.	81 73		
LAST 10 Division I																	
				98	H	Syracuse	51 69	73	A	North Carolina	62 70						
				171	A	Clemson	67 75	114	A	Cincinnati	53 69						
				29	A	Virginia Tech	56 68	194	H	Miami (OH)	71 80						
				79	H	Boston College	70 79	93	H	Stony Brook	56 59						
				121	H	Notre Dame	52 60	189	A	Penn St.	73 78						

Non-Div I Games:

Pittsburgh

■ Loss,
■ Non-Conf,
■ S Site,
■ H Home
■ A Away
N Neutral

Average RPI Win:	212	WON-LOST	WINNING	LAST 10	STRENGTH OF	OPP. STRENGTH	TEAM	ADJ.	CONF.	ADJ CONF.
Average RPI Loss:	129	RECORD	PCT. RANK	GAMES	SCHEDULE	OF SCHEDULE	RPI	RPI	RPI	RPI
DIV. I ONLY	9- 7	140	5-5	127	176	127	127	11	11	
DIV. I NON-CONF.	5- 4	140	1-2	193	322	180	180	11	11	
TOTALS	RPI 1-25	RPI 26-50	W-L RECORDS	RPI 51-100	RPI 101-150	RPI 150+				
9- 7	0- 1	0- 0	OVERALL	2- 2	0- 1	7- 3				
3- 4	0- 0	0- 0	HOME	1- 2	0- 1	2- 1				
6- 3	0- 1	0- 0	AWAY	1- 0	0- 0	5- 2				
0- 0	0- 0	0- 0	NEUTRAL	0- 0	0- 0	0- 0				
5- 4	0- 0	0- 0	NON-CONFERENCE	1- 2	0- 0	4- 2				
2- 3	0- 0	0- 0	HOME	1- 2	0- 0	1- 1				
3- 1	0- 0	0- 0	AWAY	0- 0	0- 0	3- 1				
0- 0	0- 0	0- 0	NEUTRAL	0- 0	0- 0	0- 0				
4- 3	0- 1	0- 0	CONFERENCE	1- 0	0- 1	3- 1				
1- 1	0- 0	0- 0	HOME	0- 0	0- 1	1- 0				
3- 2	0- 1	0- 0	AWAY	1- 0	0- 0	2- 1				
0- 0	0- 0	0- 0	NEUTRAL	0- 0	0- 0	0- 0				

RPI 1-25				RPI 26-50				RPI 51-100				RPI 101+ Team's RPI: 127			
RPI	S	Opponent	Score	RPI	S	Opponent	Score	RPI	S	Opponent	Score	RPI	S	Opponent	Score
8	A	Gonzaga	57 62					65	A	BYU	57 48	119	H	Pacific	73 77
								94	H	Abilene Christian	69 76	151	A	San Diego	55 74
								96	H	Fresno St.	75 64	167	A	Santa Clara	80 77
								99	H	Loyola Chicago	64 78	173	H	Portland St.	71 77
												178	H	Saint Mary's (CA)	78 65
												233	A	San Francisco	73 66
												256	A	CSUN	64 73
												271	H	Grand Canyon	73 41
												276	A	Utah St.	70 64
												302	A	Weber St.	78 59
												317	A	Air Force	72 56
LAST 10 Division I															
167	A	Santa Clara	80 77	151	A	San Diego	55 74								
233	A	San Francisco	73 66	8	A	Gonzaga	57 62								
178	H	Saint Mary's (CA)	78 65	173	H	Portland St.	71 77								
119	H	Pacific	73 77	271	H	Grand Canyon	73 41								
65	A	BYU	57 48	99	H	Loyola Chicago	64 78								

Non-Div I Games: Warner Pacific 78 36 Willamette 82 42

Portland

Loss, Non-Conf, S Site, H Home A Away N Neutral

Average RPI Win:	233	WON-LOST	WINNING	LAST 10	STRENGTH OF	OPP. STRENGTH	TEAM	ADJ.	CONF.	ADJ CONF.
Average RPI Loss:	166	RECORD	PCT. RANK	GAMES	SCHEDULE	OF SCHEDULE	RPI	RPI	RPI	RPI
DIV. I ONLY	10- 7	122	6-4	255	242	173	173	21	21	
DIV. I NON-CONF.	5- 4	140	1-1	219	267	154	154	17	17	
TOTALS	RPI 1-25	RPI 26-50	W-L RECORDS	RPI 51-100	RPI 101-150	RPI 150+				
10- 7	0- 0	0- 0	OVERALL	0- 2	2- 1	8- 4				
5- 2	0- 0	0- 0	HOME	0- 1	1- 1	4- 0				
5- 4	0- 0	0- 0	AWAY	0- 1	1- 0	4- 3				
0- 1	0- 0	0- 0	NEUTRAL	0- 0	0- 0	0- 1				
5- 4	0- 0	0- 0	NON-CONFERENCE	0- 2	1- 0	4- 2				
2- 1	0- 0	0- 0	HOME	0- 1	0- 0	2- 0				
3- 2	0- 0	0- 0	AWAY	0- 1	1- 0	2- 1				
0- 1	0- 0	0- 0	NEUTRAL	0- 0	0- 0	0- 1				
5- 3	0- 0	0- 0	CONFERENCE	0- 0	1- 1	4- 2				
3- 1	0- 0	0- 0	HOME	0- 0	1- 1	2- 0				
2- 2	0- 0	0- 0	AWAY	0- 0	0- 0	2- 2				
0- 0	0- 0	0- 0	NEUTRAL	0- 0	0- 0	0- 0				

RPI 1-25			RPI 26-50			RPI 51-100			RPI 101+			Team's RPI: 173
RPI	S	Opponent	Score	RPI	S	Opponent	Score	RPI	S	Opponent	Score	
						62 H Tennessee	61 88	116 H Montana St.		62 73		
						100 A Boise St.	57 82	122 H Idaho		74 53		
								127 A Portland		77 71		
								165 H Montana		78 65		
								192 A Southern Utah		58 71		
								200 A Northern Colo.		58 77		
								224 A UC Davis		76 70		
								228 A UMKC		69 87		
								264 A UC Irvine		70 61		
								264 N UC Irvine		75 83		
								271 H Grand Canyon		69 46		
								277 A Idaho St.		69 64		
								286 H Eastern Wash.		75 58		
								287 H Nevada		80 75		
								302 A Weber St.		76 57		
LAST 10 Division I												
302 A Weber St.			76 57	122 H Idaho			74 53					
277 A Idaho St.			69 64	192 A Southern Utah			58 71					
165 H Montana			78 65	200 A Northern Colo.			58 77					
116 H Montana St.			62 73	62 H Tennessee			61 88					
286 H Eastern Wash.			75 58	127 A Portland			77 71					

Non-Div I Games: Multnomah 104 48

Portland St.

Prairie View

Through Games Of Jan. 22, 2020

Average RPI Win:	337	WON-LOST	WINNING	LAST 10	STRENGTH OF	OPP. STRENGTH	TEAM	ADJ.	CONF.	ADJ CONF.
Average RPI Loss:	138	RECORD	PCT. RANK	GAMES	SCHEDULE	OF SCHEDULE	RPI	RPI	RPI	RPI
DIV. I ONLY	1- 13	341	1-9	146	163	299	299	31	31	
DIV. I NON-CONF.	0- 9	338	0-5	22	79	269	269	27	27	
TOTALS	RPI 1-25	RPI 26-50	W-L RECORDS	RPI 51-100	RPI 101-150	RPI 150+				
1- 13	0- 1	0- 2	OVERALL	0- 1	0- 4	1- 5				
0- 3	0- 0	0- 0	HOME	0- 0	0- 1	0- 2				
1- 8	0- 1	0- 2	AWAY	0- 1	0- 2	1- 2				
0- 2	0- 0	0- 0	NEUTRAL	0- 0	0- 1	0- 1				
0- 9	0- 1	0- 2	NON-CONFERENCE	0- 0	0- 4	0- 2				
0- 1	0- 0	0- 0	HOME	0- 0	0- 1	0- 0				
0- 6	0- 1	0- 2	AWAY	0- 0	0- 2	0- 1				
0- 2	0- 0	0- 0	NEUTRAL	0- 0	0- 1	0- 1				
1- 4	0- 0	0- 0	CONFERENCE	0- 1	0- 0	1- 3				
0- 2	0- 0	0- 0	HOME	0- 0	0- 0	0- 2				
1- 2	0- 0	0- 0	AWAY	0- 1	0- 0	1- 1				
0- 0	0- 0	0- 0	NEUTRAL	0- 0	0- 0	0- 0				

RPI 1-25				RPI 26-50				RPI 51-100				RPI 101+ Team's RPI: 299			
RPI	S	Opponent	Score	RPI	S	Opponent	Score	RPI	S	Opponent	Score	RPI	S	Opponent	Score
19	A	Texas A&M	38 80	31	A	Oklahoma	48 94	97	A	Texas Southern	65 88	115	A	Wisconsin	42 68
				41	A	Arizona	48 83					126	A	Rice	55 77
												141	H	Florida	44 51
												148	N	A&M-Corpus Christi	52 64
												163	A	Jackson St.	49 53
												169	A	Texas Tech	48 82
												194	N	Miami (OH)	52 65
												239	H	Southern U.	48 68
												308	H	Alcorn	63 68
												337	A	Grambling	67 54
LAST 10 Division I															
163	A	Jackson St.	49 53	115	A	Wisconsin	42 68								
337	A	Grambling	67 54	169	A	Texas Tech	48 82								
97	A	Texas Southern	65 88	126	A	Rice	55 77								
239	H	Southern U.	48 68	141	H	Florida	44 51								
308	H	Alcorn	63 68	19	A	Texas A&M	38 80								

Non-Div I Games: Huston-Tillotson 79 60 Wiley 75 42 Tex. A&M-Kingsville85 55

Prairie View

Loss, Non-Conf, S Site, H Home A Away N Neutral

Presbyterian

Through Games Of Jan. 22, 2020

Average RPI Win:	270	WON-LOST	WINNING	LAST 10	STRENGTH OF	OPP. STRENGTH	TEAM	ADJ.	CONF.	ADJ CONF.
Average RPI Loss:	204	RECORD	PCT. RANK	GAMES	SCHEDULE	OF SCHEDULE	RPI	RPI	RPI	RPI
DIV. I ONLY	3- 12	312	1-9	223	342	300	300	27	27	
DIV. I NON-CONF.	2- 5	259	0-2	269	288	292	292	28	28	
TOTALS	RPI 1-25	RPI 26-50	W-L RECORDS	RPI 51-100	RPI 101-150	RPI 150+				
3- 12	0- 0	0- 1	OVERALL	0- 0	0- 3	3- 8				
1- 4	0- 0	0- 0	HOME	0- 0	0- 1	1- 3				
2- 8	0- 0	0- 1	AWAY	0- 0	0- 2	2- 5				
0- 0	0- 0	0- 0	NEUTRAL	0- 0	0- 0	0- 0				
2- 5	0- 0	0- 1	NON-CONFERENCE	0- 0	0- 2	2- 2				
1- 1	0- 0	0- 0	HOME	0- 0	0- 0	1- 1				
1- 4	0- 0	0- 1	AWAY	0- 0	0- 2	1- 1				
0- 0	0- 0	0- 0	NEUTRAL	0- 0	0- 0	0- 0				
1- 7	0- 0	0- 0	CONFERENCE	0- 0	0- 1	1- 6				
0- 3	0- 0	0- 0	HOME	0- 0	0- 1	0- 2				
1- 4	0- 0	0- 0	AWAY	0- 0	0- 0	1- 4				
0- 0	0- 0	0- 0	NEUTRAL	0- 0	0- 0	0- 0				

RPI 1-25			RPI 26-50			RPI 51-100			RPI 101+			Team's RPI: 300
RPI	S	Opponent	Score	RPI	S	Opponent	Score	RPI	S	Opponent	Score	
				42	A	West Virginia	40 56					
								136	A	Illinois	52 71	
								138	H	Campbell	47 53	
								141	A	Florida	46 60	
								172	H	Hampton	42 71	
								218	A	Gardner-Webb	56 53	
								241	A	High Point	55 60	
								242	H	UNCW	60 70	
								243	H	Col. of Charleston	58 54	
								248	A	Radford	42 54	
								249	A	UNC Asheville	39 54	
								253	A	Winthrop	54 61	
								289	H	Longwood	60 71	
								298	A	Wofford	60 67	
								349	A	South Carolina St.	70 49	
LAST 10 Division I												
				241	A	High Point	55 60	289	H	Longwood	60 71	
				138	H	Campbell	47 53	248	A	Radford	42 54	
				218	A	Gardner-Webb	56 53	249	A	UNC Asheville	39 54	
				253	A	Winthrop	54 61	242	H	UNCW	60 70	
				172	H	Hampton	42 71	136	A	Illinois	52 71	

Non-Div I Games: William Peace 72 35 Brevard 74 45

Presbyterian

Loss, Non-Conf, S Site, H Home A Away N Neutral

Average RPI Win:	168	WON-LOST	WINNING	LAST 10	STRENGTH OF	OPP. STRENGTH	TEAM	ADJ.	CONF.	ADJ CONF.
Average RPI Loss:	6	RECORD	PCT. RANK	GAMES	SCHEDULE	OF SCHEDULE	RPI	RPI	RPI	RPI
DIV. I ONLY	13- 1	9	9-1	91	108	21	21	8	8	
DIV. I NON-CONF.	12- 1	9	8-1	137	81	21	21	9	9	
TOTALS	RPI 1-25	RPI 26-50	W-L RECORDS	RPI 51-100	RPI 101-150	RPI 150+				
13- 1	0- 1	1- 0	OVERALL	3- 0	3- 0	6- 0				
7- 0	0- 0	1- 0	HOME	1- 0	0- 0	5- 0				
6- 1	0- 1	0- 0	AWAY	2- 0	3- 0	1- 0				
0- 0	0- 0	0- 0	NEUTRAL	0- 0	0- 0	0- 0				
12- 1	0- 1	1- 0	NON-CONFERENCE	3- 0	2- 0	6- 0				
7- 0	0- 0	1- 0	HOME	1- 0	0- 0	5- 0				
5- 1	0- 1	0- 0	AWAY	2- 0	2- 0	1- 0				
0- 0	0- 0	0- 0	NEUTRAL	0- 0	0- 0	0- 0				
1- 0	0- 0	0- 0	CONFERENCE	0- 0	1- 0	0- 0				
0- 0	0- 0	0- 0	HOME	0- 0	0- 0	0- 0				
1- 0	0- 0	0- 0	AWAY	0- 0	1- 0	0- 0				
0- 0	0- 0	0- 0	NEUTRAL	0- 0	0- 0	0- 0				

RPI 1-25				Team's RPI: 21	RPI 26-50				RPI 51-100				RPI 101+			
RPI	S	Opponent	Score		RPI	S	Opponent	Score	RPI	S	Opponent	Score	RPI	S	Opponent	Score
6	A	Iowa	75	77	30	H	FGCU	67 53	57	A	Seton Hall	78 76	102	A	Saint Louis	66 50
									78	A	Marist	62 50	123	A	Penn	75 55
									88	H	Rider	80 47	147	A	Missouri	68 33
													153	A	George Washington	75 50
													189	H	Penn St.	72 55
													279	H	New Hampshire	77 37
													285	H	Monmouth	52 40
													306	H	St. Francis Brooklyn	76 44
													344	H	Hartford	73 42
LAST 10 Division I																
123	A	Penn	75	55	344	H	Hartford	73	42							
279	H	New Hampshire	77	37	78	A	Marist	62	50							
102	A	Saint Louis	66	50	306	H	St. Francis Brooklyn	76	44							
147	A	Missouri	68	33	285	H	Monmouth	52	40							
189	H	Penn St.	72	55	6	A	Iowa	75	77							

Non-Div I Games:

Princeton

Providence

Through Games Of Jan. 22, 2020

Average RPI Win:	211	WON-LOST	WINNING	LAST 10	STRENGTH OF	OPP. STRENGTH	TEAM	ADJ.	CONF.	ADJ CONF.
Average RPI Loss:	80	RECORD	PCT. RANK	GAMES	SCHEDULE	OF SCHEDULE	RPI	RPI	RPI	RPI
DIV. I ONLY	9- 10	188	1-9	108	89	112	112	6	6	
DIV. I NON-CONF.	9- 3	64	1-2	192	212	66	66	6	6	
TOTALS	RPI 1-25	RPI 26-50	W-L RECORDS	RPI 51-100	RPI 101-150	RPI 150+				
9- 10	0- 2	0- 3	OVERALL	1- 3	3- 0	5- 2				
2- 2	0- 1	0- 1	HOME	1- 0	0- 0	1- 0				
5- 7	0- 1	0- 2	AWAY	0- 2	2- 0	3- 2				
2- 1	0- 0	0- 0	NEUTRAL	0- 1	1- 0	1- 0				
9- 3	0- 0	0- 1	NON-CONFERENCE	1- 1	3- 0	5- 1				
2- 0	0- 0	0- 0	HOME	1- 0	0- 0	1- 0				
5- 2	0- 0	0- 1	AWAY	0- 0	2- 0	3- 1				
2- 1	0- 0	0- 0	NEUTRAL	0- 1	1- 0	1- 0				
0- 7	0- 2	0- 2	CONFERENCE	0- 2	0- 0	0- 1				
0- 2	0- 1	0- 1	HOME	0- 0	0- 0	0- 0				
0- 5	0- 1	0- 1	AWAY	0- 2	0- 0	0- 1				
0- 0	0- 0	0- 0	NEUTRAL	0- 0	0- 0	0- 0				

RPI S Opponent	Score	RPI S Opponent	Score	RPI S Opponent	Score	RPI S Opponent	Score	Team's RPI: 112
13 H DePaul	67 80	39 H Marquette	50 60	57 A Seton Hall	55 97	113 A Utah	67 60	
23 A Creighton	63 72	46 A Yale	79 82	67 N Ball St.	51 52	132 A Massachusetts	72 63	
		47 A St. John's (NY)	58 64	79 H Boston College	76 60	140 N Rhode Island	58 51	
				91 A Villanova	49 51	183 A New Mexico	68 86	
						230 H UMass Lowell	63 38	
						237 A Georgetown	53 62	
						257 N LMU (CA)	48 45	
						285 A Monmouth	68 52	
						319 A Bryant	76 32	
						344 A Hartford	75 57	
LAST 10 Division I								
57 A Seton Hall	55 97	237 A Georgetown	53 62					
47 A St. John's (NY)	58 64	91 A Villanova	49 51					
23 A Creighton	63 72	257 N LMU (CA)	48 45					
39 H Marquette	50 60	67 N Ball St.	51 52					
13 H DePaul	67 80	183 A New Mexico	68 86					

Non-Div I Games:

Providence

■ Loss,
 ■ Non-Conf,
 ■ S Site,
 ■ H Home
 ■ A Away
 N Neutral

Average RPI Win:	126	WON-LOST	WINNING	LAST 10	STRENGTH OF	OPP. STRENGTH	TEAM	ADJ.	CONF.	ADJ CONF.
Average RPI Loss:	25	RECORD	PCT. RANK	GAMES	SCHEDULE	OF SCHEDULE	RPI	RPI	RPI	RPI
DIV. I ONLY	13- 7	91	6-4	10	7	25	25	2	2	
DIV. I NON-CONF.	9- 3	64	2-0	33	15	20	20	2	2	
TOTALS	RPI 1-25	RPI 26-50	W-L RECORDS	RPI 51-100	RPI 101-150	RPI 150+				
13- 7	0- 4	4- 2	OVERALL	1- 1	3- 0	5- 0				
8- 2	0- 0	1- 1	HOME	0- 1	3- 0	4- 0				
3- 4	0- 3	1- 1	AWAY	1- 0	0- 0	1- 0				
2- 1	0- 1	2- 0	NEUTRAL	0- 0	0- 0	0- 0				
9- 3	0- 2	3- 1	NON-CONFERENCE	0- 0	1- 0	5- 0				
6- 0	0- 0	1- 0	HOME	0- 0	1- 0	4- 0				
1- 2	0- 1	0- 1	AWAY	0- 0	0- 0	1- 0				
2- 1	0- 1	2- 0	NEUTRAL	0- 0	0- 0	0- 0				
4- 4	0- 2	1- 1	CONFERENCE	1- 1	2- 0	0- 0				
2- 2	0- 0	0- 1	HOME	0- 1	2- 0	0- 0				
2- 2	0- 2	1- 0	AWAY	1- 0	0- 0	0- 0				
0- 0	0- 0	0- 0	NEUTRAL	0- 0	0- 0	0- 0				

RPI 1-25				Team's RPI: 25		RPI 26-50				RPI 51-100				RPI 101+					
RPI	S	Opponent	Score		RPI	S	Opponent	Score		RPI	S	Opponent	Score		RPI	S	Opponent	Score	
2	A	South Carolina	49	85	27	N	Arizona St.	59	52	60	A	Nebraska	76	68	107	H	Kent St.	77	64
8	N	Gonzaga	50	63	28	A	Ohio St.	66	50	70	H	Minnesota	59	72	115	H	Wisconsin	72	61
12	A	Indiana	48	66	29	A	Virginia Tech	54	67						136	H	Illinois	81	67
17	A	Northwestern	56	61	32	H	Western Ky.	67	50						195	H	Northern Ill.	68	63
					35	H	Rutgers	53	59						197	H	Bowling Green	81	74
					38	N	Drake	67	47						201	A	Chattanooga	66	34
															216	H	Western Ill.	66	59
															284	H	Milwaukee	68	55
LAST 10 Division I																			
					60	A	Nebraska	76	68	35	H	Rutgers	53	59					
					70	H	Minnesota	59	72	115	H	Wisconsin	72	61					
					136	H	Illinois	81	67	28	A	Ohio St.	66	50					
					17	A	Northwestern	56	61	197	H	Bowling Green	81	74					
					12	A	Indiana	48	66	32	H	Western Ky.	67	50					

Non-Div I Games:

Purdue

■ Loss,
■ Non-Conf,
■ S Site,
■ H Home
■ A Away
N Neutral

Average RPI Win:	335	WON-LOST	WINNING	LAST 10	STRENGTH OF	OPP. STRENGTH	TEAM	ADJ.	CONF.	ADJ CONF.
Average RPI Loss:	171	RECORD	PCT. RANK	GAMES	SCHEDULE	OF SCHEDULE	RPI	RPI	RPI	RPI
DIV. I ONLY	2- 14	333	1-9	222	288	329	329	19	19	
DIV. I NON-CONF.	2- 9	304	1-4	280	309	334	334	19	19	
TOTALS	RPI 1-25	RPI 26-50	W-L RECORDS	RPI 51-100	RPI 101-150	RPI 150+				
2- 14	0- 0	0- 1	OVERALL	0- 2	0- 2	2- 9				
2- 5	0- 0	0- 1	HOME	0- 2	0- 0	2- 2				
0- 6	0- 0	0- 0	AWAY	0- 0	0- 1	0- 5				
0- 3	0- 0	0- 0	NEUTRAL	0- 0	0- 1	0- 2				
2- 9	0- 0	0- 0	NON-CONFERENCE	0- 1	0- 2	2- 6				
2- 2	0- 0	0- 0	HOME	0- 1	0- 0	2- 1				
0- 4	0- 0	0- 0	AWAY	0- 0	0- 1	0- 3				
0- 3	0- 0	0- 0	NEUTRAL	0- 0	0- 1	0- 2				
0- 5	0- 0	0- 1	CONFERENCE	0- 1	0- 0	0- 3				
0- 3	0- 0	0- 1	HOME	0- 1	0- 0	0- 1				
0- 2	0- 0	0- 0	AWAY	0- 0	0- 0	0- 2				
0- 0	0- 0	0- 0	NEUTRAL	0- 0	0- 0	0- 0				

RPI S	Opponent	Score	RPI S	Opponent	Score	RPI S	Opponent	Score	RPI S	Opponent	Score
			43 H	South Dakota	41 62	67 H	Ball St.	52 83	107 N	Kent St.	67 75
						81 H	South Dakota St.	69 100	109 A	Butler	58 85
									169 N	Texas Tech	48 82
									176 H	Southeast Mo. St.	48 58
									181 A	Eastern Mich.	40 64
									190 A	North Dakota	85 91
									191 A	Akron	53 64
									216 A	Western Ill.	68 79
									255 H	Oral Roberts	73 79
									285 N	Monmouth	46 60
									325 A	SIUE	53 57
									327 H	Evansville	67 64
									343 H	UIC	61 50
LAST 10 Division I											
255 H	Oral Roberts	73 79	109 A	Butler	58 85						
81 H	South Dakota St.	69 100	327 H	Evansville	67 64						
216 A	Western Ill.	68 79	181 A	Eastern Mich.	40 64						
190 A	North Dakota	85 91	325 A	SIUE	53 57						
43 H	South Dakota	41 62	285 N	Monmouth	46 60						

Non-Div I Games: Heidelberg 82 55 Purdue Northwest 73 50

Purdue Fort Wayne

Loss, Non-Conf, S Site, H Home A Away N Neutral

Quinnipiac

Through Games Of Jan. 22, 2020

Average RPI Win:	239	WON-LOST	WINNING	LAST 10	STRENGTH OF	OPP. STRENGTH	TEAM	ADJ.	CONF.	ADJ CONF.
Average RPI Loss:	101	RECORD	PCT. RANK	GAMES	SCHEDULE	OF SCHEDULE	RPI	RPI	RPI	RPI
DIV. I ONLY	7- 8	198	6-4	181	138	204	204	25	25	
DIV. I NON-CONF.	3- 6	235	2-2	67	59	177	177	25	25	
TOTALS	RPI 1-25	RPI 26-50	W-L RECORDS	RPI 51-100	RPI 101-150	RPI 150+				
7- 8	0- 1	1- 1	OVERALL	0- 3	1- 1	5- 2				
5- 4	0- 0	1- 0	HOME	0- 1	1- 1	3- 2				
2- 4	0- 1	0- 1	AWAY	0- 2	0- 0	2- 0				
0- 0	0- 0	0- 0	NEUTRAL	0- 0	0- 0	0- 0				
3- 6	0- 1	1- 1	NON-CONFERENCE	0- 2	1- 1	1- 1				
2- 3	0- 0	1- 0	HOME	0- 1	1- 1	0- 1				
1- 3	0- 1	0- 1	AWAY	0- 1	0- 0	1- 0				
0- 0	0- 0	0- 0	NEUTRAL	0- 0	0- 0	0- 0				
4- 2	0- 0	0- 0	CONFERENCE	0- 1	0- 0	4- 1				
3- 1	0- 0	0- 0	HOME	0- 0	0- 0	3- 1				
1- 1	0- 0	0- 0	AWAY	0- 1	0- 0	1- 0				
0- 0	0- 0	0- 0	NEUTRAL	0- 0	0- 0	0- 0				

RPI 1-25				RPI 26-50				RPI 51-100				RPI 101+ Team's RPI: 204			
RPI	S	Opponent	Score	RPI	S	Opponent	Score	RPI	S	Opponent	Score	RPI	S	Opponent	Score
16	A	Maryland	52 107	46	A	Yale	59 63	64	A	UCF	58 80	140	H	Rhode Island	75 63
				48	H	Bucknell	76 69	88	A	Rider	59 75	144	H	Harvard	68 77
								90	H	Drexel	62 66	153	H	George Washington	67 78
												207	H	Iona	71 75
												213	H	Manhattan	70 58
												285	H	Monmouth	60 53
												309	A	Siena	66 52
												333	H	Canisius	74 71
												344	A	Hartford	87 50
LAST 10 Division I															
				333	H	Canisius	74 71	207	H	Iona	71 75				
				285	H	Monmouth	60 53	344	A	Hartford	87 50				
				213	H	Manhattan	70 58	140	H	Rhode Island	75 63				
				88	A	Rider	59 75	64	A	UCF	58 80				
				309	A	Siena	66 52	153	H	George Washington	67 78				

Non-Div I Games:

Quinnipiac

Loss, Non-Conf, S Site, H Home A Away N Neutral

Average RPI Win:	299	WON-LOST	WINNING	LAST 10	STRENGTH OF	OPP. STRENGTH	TEAM	ADJ.	CONF.	ADJ CONF.
Average RPI Loss:	153	RECORD	PCT. RANK	GAMES	SCHEDULE	OF SCHEDULE	RPI	RPI	RPI	RPI
DIV. I ONLY	7- 10	217	5-5	288	233	248	248	27	27	
DIV. I NON-CONF.	2- 7	288	0-2	242	70	255	255	28	28	
TOTALS	RPI 1-25	RPI 26-50	W-L RECORDS	RPI 51-100	RPI 101-150	RPI 150+				
7- 10	0- 0	0- 2	OVERALL	0- 2	0- 0	7- 6				
3- 3	0- 0	0- 0	HOME	0- 0	0- 0	3- 3				
4- 7	0- 0	0- 2	AWAY	0- 2	0- 0	4- 3				
0- 0	0- 0	0- 0	NEUTRAL	0- 0	0- 0	0- 0				
2- 7	0- 0	0- 2	NON-CONFERENCE	0- 2	0- 0	2- 3				
0- 2	0- 0	0- 0	HOME	0- 0	0- 0	0- 2				
2- 5	0- 0	0- 2	AWAY	0- 2	0- 0	2- 1				
0- 0	0- 0	0- 0	NEUTRAL	0- 0	0- 0	0- 0				
5- 3	0- 0	0- 0	CONFERENCE	0- 0	0- 0	5- 3				
3- 1	0- 0	0- 0	HOME	0- 0	0- 0	3- 1				
2- 2	0- 0	0- 0	AWAY	0- 0	0- 0	2- 2				
0- 0	0- 0	0- 0	NEUTRAL	0- 0	0- 0	0- 0				

RPI 1-25				RPI 26-50				RPI 51-100				RPI 101+				Team's RPI: 248	
RPI	S	Opponent	Score	RPI	S	Opponent	Score	RPI	S	Opponent	Score	RPI	S	Opponent	Score		
				28	A	Ohio St.	57 70	61	A	Vanderbilt	46 80	172	A	Hampton	48 51		
				42	A	West Virginia	37 74	63	A	Alabama	51 85	197	H	American	55 59		
												212	H	Mt. St. Mary's	58 75		
												232	A	ETSU	67 43		
												241	A	High Point	58 68		
												249	H	UNC Asheville	50 63		
												253	H	Winthrop	54 53		
												263	A	Morehead St.	62 73		
												289	A	Longwood	62 61		
												300	H	Presbyterian	54 42		
												332	H	Charleston So.	72 35		
												335	A	USC Upstate	57 41		
												349	A	South Carolina St.	60 45		
LAST 10 Division I																	
				335	A	USC Upstate	57 41	241	A	High Point	58 68						
				253	H	Winthrop	54 53	332	H	Charleston So.	72 35						
				289	A	Longwood	62 61	300	H	Presbyterian	54 42						
				249	H	UNC Asheville	50 63	63	A	Alabama	51 85						
				172	A	Hampton	48 51	197	H	American	55 59						

Non-Div I Games:

Radford

Rhode Island

Through Games Of Jan. 22, 2020

Average RPI Win:	211	WON-LOST	WINNING	LAST 10	STRENGTH OF	OPP. STRENGTH	TEAM	ADJ.	CONF.	ADJ CONF.
Average RPI Loss:	133	RECORD	PCT. RANK	GAMES	SCHEDULE	OF SCHEDULE	RPI	RPI	RPI	RPI
DIV. I ONLY	10- 7	122	5-5	167	259	140	140	12	12	
DIV. I NON-CONF.	7- 5	130	2-3	226	330	162	162	12	12	
TOTALS	RPI 1-25	RPI 26-50	W-L RECORDS	RPI 51-100	RPI 101-150	RPI 150+				
10- 7	0- 0	0- 0	OVERALL	0- 2	4- 3	6- 2				
7- 1	0- 0	0- 0	HOME	0- 0	4- 1	3- 0				
2- 5	0- 0	0- 0	AWAY	0- 2	0- 1	2- 2				
1- 1	0- 0	0- 0	NEUTRAL	0- 0	0- 1	1- 0				
7- 5	0- 0	0- 0	NON-CONFERENCE	0- 1	2- 2	5- 2				
5- 0	0- 0	0- 0	HOME	0- 0	2- 0	3- 0				
1- 4	0- 0	0- 0	AWAY	0- 1	0- 1	1- 2				
1- 1	0- 0	0- 0	NEUTRAL	0- 0	0- 1	1- 0				
3- 2	0- 0	0- 0	CONFERENCE	0- 1	2- 1	1- 0				
2- 1	0- 0	0- 0	HOME	0- 0	2- 1	0- 0				
1- 1	0- 0	0- 0	AWAY	0- 1	0- 0	1- 0				
0- 0	0- 0	0- 0	NEUTRAL	0- 0	0- 0	0- 0				

RPI 1-25				RPI 26-50				RPI 51-100				RPI 101+				Team's RPI: 140	
RPI	S	Opponent	Score	RPI	S	Opponent	Score	RPI	S	Opponent	Score	RPI	S	Opponent	Score		
								79	A	Boston College	55	66	108	H	Holy Cross	73	58
								92	A	Davidson	67	79	110	H	VCU	54	75
													112	N	Providence	51	58
													129	H	Richmond	76	70
													131	H	Robert Morris	71	59
													132	H	Massachusetts	69	66
													144	A	Harvard	58	61
													174	A	Saint Joseph's	49	47
													190	A	North Dakota	61	67
													204	A	Quinnipiac	63	75
													226	N	Brown	89	44
													245	H	Fairfield	74	41
													273	H	Vermont	77	74
													344	A	Hartford	68	56
													348	H	LIU Brooklyn	79	56
LAST 10 Division I																	
				132	H	Massachusetts	69	66					144	A	Harvard	58	61
				174	A	Saint Joseph's	49	47					204	A	Quinnipiac	63	75
				92	A	Davidson	67	79					131	H	Robert Morris	71	59
				129	H	Richmond	76	70					112	N	Providence	51	58
				110	H	VCU	54	75					226	N	Brown	89	44

Non-Div I Games:

Rhode Island

 Loss,
 Non-Conf,
 S Site,
 H Home
 A Away
N Neutral

Average RPI Win:	231	WON-LOST	WINNING	LAST 10	STRENGTH OF	OPP. STRENGTH	TEAM	ADJ.	CONF.	ADJ CONF.
Average RPI Loss:	73	RECORD	PCT. RANK	GAMES	SCHEDULE	OF SCHEDULE	RPI	RPI	RPI	RPI
DIV. I ONLY	11- 6	94	7-3	194	112	126	126	13	13	
DIV. I NON-CONF.	5- 6	187	1-3	222	48	209	209	14	14	
TOTALS	RPI 1-25	RPI 26-50	W-L RECORDS	RPI 51-100	RPI 101-150	RPI 150+				
11- 6	0- 1	1- 3	OVERALL	0- 1	0- 0	10- 1				
8- 1	0- 1	1- 0	HOME	0- 0	0- 0	7- 0				
3- 3	0- 0	0- 1	AWAY	0- 1	0- 0	3- 1				
0- 2	0- 0	0- 2	NEUTRAL	0- 0	0- 0	0- 0				
5- 6	0- 1	0- 3	NON-CONFERENCE	0- 1	0- 0	5- 1				
4- 1	0- 1	0- 0	HOME	0- 0	0- 0	4- 0				
1- 3	0- 0	0- 1	AWAY	0- 1	0- 0	1- 1				
0- 2	0- 0	0- 2	NEUTRAL	0- 0	0- 0	0- 0				
6- 0	0- 0	1- 0	CONFERENCE	0- 0	0- 0	5- 0				
4- 0	0- 0	1- 0	HOME	0- 0	0- 0	3- 0				
2- 0	0- 0	0- 0	AWAY	0- 0	0- 0	2- 0				
0- 0	0- 0	0- 0	NEUTRAL	0- 0	0- 0	0- 0				

RPI 1-25			RPI 26-50			RPI 51-100			RPI 101+			Team's RPI: 126
RPI	S	Opponent	Score	RPI	S	Opponent	Score	RPI	S	Opponent	Score	
19	H	Texas A&M	61 62	29	N	Virginia Tech	45 54	97	A	Texas Southern	56 63	175 H Southern Miss. 75 64
				32	H	Western Ky.	73 65					193 A Fla. Atlantic 78 69
				36	A	Oklahoma St.	38 69					202 H Little Rock 66 40
				40	N	Georgia Tech	52 54					209 H Northern Ariz. 71 57
												215 A SMU 43 55
												244 H Marshall 81 43
												259 H Louisiana Tech 60 47
												293 H Nicholls St. 71 47
												299 H Prairie View 77 55
												305 A FIU 68 47
												326 A McNeese 81 50
LAST 10 Division I												
				175	H	Southern Miss.	75 64					244 H Marshall 81 43
				259	H	Louisiana Tech	60 47					40 N Georgia Tech 52 54
				305	A	FIU	68 47					29 N Virginia Tech 45 54
				193	A	Fla. Atlantic	78 69					299 H Prairie View 77 55
				32	H	Western Ky.	73 65					97 A Texas Southern 56 63

Non-Div I Games:

Rice

Average RPI Win: 189	WON-LOST	WINNING	LAST 10	STRENGTH OF	OPP. STRENGTH	TEAM	ADJ.	CONF.	ADJ CONF.
Average RPI Loss: 118	RECORD	PCT. RANK	GAMES	SCHEDULE	OF SCHEDULE	RPI	RPI	RPI	RPI
DIV. I ONLY	7- 11	231	2-8	38	235	129	129	12	12
DIV. I NON-CONF.	7- 7	164	2-4	30	297	82	82	12	12
TOTALS	RPI 1-25	RPI 26-50	W-L RECORDS	RPI 51-100	RPI 101-150	RPI 150+			
7- 11	0- 0	0- 1	OVERALL	0- 4	2- 3	5- 3			
3- 2	0- 0	0- 0	HOME	0- 1	0- 1	3- 0			
4- 6	0- 0	0- 1	AWAY	0- 2	2- 2	2- 1			
0- 3	0- 0	0- 0	NEUTRAL	0- 1	0- 0	0- 2			
7- 7	0- 0	0- 1	NON-CONFERENCE	0- 3	2- 1	5- 2			
3- 1	0- 0	0- 0	HOME	0- 0	0- 1	3- 0			
4- 3	0- 0	0- 1	AWAY	0- 2	2- 0	2- 0			
0- 3	0- 0	0- 0	NEUTRAL	0- 1	0- 0	0- 2			
0- 4	0- 0	0- 0	CONFERENCE	0- 1	0- 2	0- 1			
0- 1	0- 0	0- 0	HOME	0- 1	0- 0	0- 0			
0- 3	0- 0	0- 0	AWAY	0- 0	0- 2	0- 1			
0- 0	0- 0	0- 0	NEUTRAL	0- 0	0- 0	0- 0			

RPI S	Opponent	Score	RPI S	Opponent	Score	RPI S	Opponent	Score	RPI S	Opponent	Score	Team's RPI: 129
			33 A	Old Dominion	51 73	59 A	Charlotte	59 78	106 A	Coastal Caro.	79 67	
						75 N	Bradley	57 61	110 A	VCU	50 53	
						87 H	Dayton	51 65	125 A	UNC Greensboro	70 62	
						90 A	Drexel	52 58	140 A	Rhode Island	70 76	
									143 H	Furman	69 70	
									157 H	William & Mary	76 73	
									172 N	Hampton	65 69	
									174 A	Saint Joseph's	56 67	
									179 H	Norfolk St.	77 69	
									193 H	Fla. Atlantic	57 55	
									212 N	Mt. St. Mary's	67 75	
									237 A	Georgetown	51 49	
									323 A	UMES	64 52	
LAST 10 Division I												
110 A	VCU	50 53	172 N	Hampton	65 69							
87 H	Dayton	51 65	212 N	Mt. St. Mary's	67 75							
140 A	Rhode Island	70 76	33 A	Old Dominion	51 73							
174 A	Saint Joseph's	56 67	143 H	Furman	69 70							
179 H	Norfolk St.	77 69	323 A	UMES	64 52							

Non-Div I Games:

Richmond

■ Loss,
 ■ Non-Conf,
 ■ S Site,
 ■ H Home
 ■ A Away
 N Neutral

Average RPI Win:	220	WON-LOST	WINNING	LAST 10	STRENGTH OF	OPP. STRENGTH	TEAM	ADJ.	CONF.	ADJ CONF.
Average RPI Loss:	53	RECORD	PCT. RANK	GAMES	SCHEDULE	OF SCHEDULE	RPI	RPI	RPI	RPI
DIV. I ONLY	12- 2	19	9-1	318	73	88	88	25	25	
DIV. I NON-CONF.	7- 2	56	4-1	326	17	120	120	25	25	
TOTALS	RPI 1-25	RPI 26-50	W-L RECORDS	RPI 51-100	RPI 101-150	RPI 150+				
12- 2	0- 1	0- 0	OVERALL	1- 1	0- 0	11- 0				
6- 0	0- 0	0- 0	HOME	0- 0	0- 0	6- 0				
5- 1	0- 1	0- 0	AWAY	1- 0	0- 0	4- 0				
1- 1	0- 0	0- 0	NEUTRAL	0- 1	0- 0	1- 0				
7- 2	0- 1	0- 0	NON-CONFERENCE	0- 1	0- 0	7- 0				
3- 0	0- 0	0- 0	HOME	0- 0	0- 0	3- 0				
3- 1	0- 1	0- 0	AWAY	0- 0	0- 0	3- 0				
1- 1	0- 0	0- 0	NEUTRAL	0- 1	0- 0	1- 0				
5- 0	0- 0	0- 0	CONFERENCE	1- 0	0- 0	4- 0				
3- 0	0- 0	0- 0	HOME	0- 0	0- 0	3- 0				
2- 0	0- 0	0- 0	AWAY	1- 0	0- 0	1- 0				
0- 0	0- 0	0- 0	NEUTRAL	0- 0	0- 0	0- 0				

RPI 1-25				RPI 26-50				RPI 51-100 Team's RPI: 88				RPI 101+			
RPI	S	Opponent	Score	RPI	S	Opponent	Score	RPI	S	Opponent	Score	RPI	S	Opponent	Score
21	A	Princeton	47 80					78	A	Marist	76 72	189	A	Penn St.	78 70
								84	N	North Florida	70 80	199	H	La Salle	70 43
												204	H	Quinnipiac	75 59
												207	A	Iona	81 37
												214	H	Xavier	64 57
												223	H	Niagara	79 75
												237	A	Georgetown	65 64
												252	N	Lipscomb	81 76
												261	A	Delaware St.	71 69
												269	H	Wagner	77 63
												309	H	Siena	70 66
LAST 10 Division I															
309	H	Siena	70 66	261	A	Delaware St.	71 69								
78	A	Marist	76 72	269	H	Wagner	77 63								
204	H	Quinnipiac	75 59	237	A	Georgetown	65 64								
207	A	Iona	81 37	199	H	La Salle	70 43								
223	H	Niagara	79 75	84	N	North Florida	70 80								

Non-Div I Games:

Rider

■ Loss,
 ■ Non-Conf,
 ■ S Site,
 ■ H Home
 ■ A Away
 N Neutral

Robert Morris

Through Games Of Jan. 22, 2020

Average RPI Win:	228	WON-LOST	WINNING	LAST 10	STRENGTH OF	OPP. STRENGTH	TEAM	ADJ.	CONF.	ADJ CONF.
Average RPI Loss:	121	RECORD	PCT. RANK	GAMES	SCHEDULE	OF SCHEDULE	RPI	RPI	RPI	RPI
DIV. I ONLY	10- 6	107	7-3	205	193	131	131	29	29	
DIV. I NON-CONF.	4- 6	212	1-3	111	141	161	161	30	30	
TOTALS	RPI 1-25	RPI 26-50	W-L RECORDS	RPI 51-100	RPI 101-150	RPI 150+				
10- 6	0- 0	0- 2	OVERALL	0- 0	0- 2	10- 2				
6- 2	0- 0	0- 0	HOME	0- 0	0- 0	6- 2				
4- 4	0- 0	0- 2	AWAY	0- 0	0- 2	4- 0				
0- 0	0- 0	0- 0	NEUTRAL	0- 0	0- 0	0- 0				
4- 6	0- 0	0- 2	NON-CONFERENCE	0- 0	0- 2	4- 2				
2- 2	0- 0	0- 0	HOME	0- 0	0- 0	2- 2				
2- 4	0- 0	0- 2	AWAY	0- 0	0- 2	2- 0				
0- 0	0- 0	0- 0	NEUTRAL	0- 0	0- 0	0- 0				
6- 0	0- 0	0- 0	CONFERENCE	0- 0	0- 0	6- 0				
4- 0	0- 0	0- 0	HOME	0- 0	0- 0	4- 0				
2- 0	0- 0	0- 0	AWAY	0- 0	0- 0	2- 0				
0- 0	0- 0	0- 0	NEUTRAL	0- 0	0- 0	0- 0				

RPI 1-25			RPI 26-50			RPI 51-100			RPI 101+ Team's RPI: 131		
RPI	S	Opponent	Score	RPI	S	Opponent	Score	RPI	S	Opponent	Score
				26	A	TCU	61 66	107	A	Kent St.	81 82
				44	A	James Madison	32 59	140	A	Rhode Island	59 71
								154	H	Columbia	59 61
								164	H	Youngstown St.	58 43
								170	A	Merrimack	68 62
								170	H	Merrimack	72 50
								179	A	Norfolk St.	69 62
								199	A	La Salle	71 68
								214	H	Xavier	71 57
								254	H	Delaware	62 73
								268	H	Sacred Heart	73 43
								269	H	Wagner	51 47
								306	H	St. Francis Brooklyn	69 44
								345	A	Central Conn. St.	86 56
LAST 10 Division I											
268	H	Sacred Heart	73 43	345	A	Central Conn. St.	86 56				
170	H	Merrimack	72 50	44	A	James Madison	32 59				
306	H	St. Francis Brooklyn	69 44	179	A	Norfolk St.	69 62				
269	H	Wagner	51 47	140	A	Rhode Island	59 71				
170	A	Merrimack	68 62	254	H	Delaware	62 73				

Non-Div I Games: Pitt.-Johnstown 63 30

Robert Morris

■ Loss,
 ■ Non-Conf,
 ■ S Site,
 ■ H Home
 ■ A Away
 N Neutral

Average RPI Win:	152	WON-LOST	WINNING	LAST 10	STRENGTH OF	OPP. STRENGTH	TEAM	ADJ.	CONF.	ADJ CONF.
Average RPI Loss:	39	RECORD	PCT. RANK	GAMES	SCHEDULE	OF SCHEDULE	RPI	RPI	RPI	RPI
DIV. I ONLY	15- 3	21	8-2	100	47	35	35	2	2	
DIV. I NON-CONF.	10- 1	19	3-0	198	80	35	35	2	2	
TOTALS	RPI 1-25	RPI 26-50	W-L RECORDS	RPI 51-100	RPI 101-150	RPI 150+				
15- 3	1- 2	2- 0	OVERALL	2- 1	3- 0	7- 0				
8- 2	0- 1	1- 0	HOME	1- 1	1- 0	5- 0				
5- 1	1- 1	0- 0	AWAY	0- 0	2- 0	2- 0				
2- 0	0- 0	1- 0	NEUTRAL	1- 0	0- 0	0- 0				
10- 1	0- 1	2- 0	NON-CONFERENCE	1- 0	1- 0	6- 0				
7- 0	0- 0	1- 0	HOME	0- 0	1- 0	5- 0				
1- 1	0- 1	0- 0	AWAY	0- 0	0- 0	1- 0				
2- 0	0- 0	1- 0	NEUTRAL	1- 0	0- 0	0- 0				
5- 2	1- 1	0- 0	CONFERENCE	1- 1	2- 0	1- 0				
1- 2	0- 1	0- 0	HOME	1- 1	0- 0	0- 0				
4- 0	1- 0	0- 0	AWAY	0- 0	2- 0	1- 0				
0- 0	0- 0	0- 0	NEUTRAL	0- 0	0- 0	0- 0				

RPI 1-25				RPI 26-50				Team's RPI: 35				RPI 51-100				RPI 101+			
RPI	S	Opponent	Score	RPI	S	Opponent	Score	RPI	S	Opponent	Score	RPI	S	Opponent	Score	RPI	S	Opponent	Score
12	H	Indiana	56 66	34	H	Virginia	73 63	60	H	Nebraska	69 65	115	A	Wisconsin	64 61				
24	A	LSU	58 64	40	N	Georgia Tech	46 43	61	N	Vanderbilt	62 56	136	A	Illinois	75 51				
25	A	Purdue	59 53					80	H	Michigan St.	55 66	144	H	Harvard	74 46				
												177	H	Towson	67 53				
												189	A	Penn St.	62 57				
												223	H	Niagara	87 37				
												239	H	Southern U.	78 58				
												244	H	Marshall	66 41				
												247	A	South Alabama	77 56				
												342	H	Coppin St.	107 33				
LAST 10 Division I																			
				80	H	Michigan St.	55 66	12	H	Indiana	56 66								
				189	A	Penn St.	62 57	115	A	Wisconsin	64 61								
				60	H	Nebraska	69 65	244	H	Marshall	66 41								
				136	A	Illinois	75 51	239	H	Southern U.	78 58								
				25	A	Purdue	59 53	177	H	Towson	67 53								

Non-Div I Games:

Rutgers

SFA				STRENGTH OF SCHEDULE	OPP. STRENGTH OF SCHEDULE	TEAM RPI	ADJ. RPI	CONF. RPI	ADJ CONF. RPI
Average RPI Win:	269	WON-LOST RECORD	WINNING PCT. RANK						
Average RPI Loss:	77		LAST 10 GAMES						
DIV. I ONLY	11- 3	36	9-1	332	227	150	150	24	24
DIV. I NON-CONF.	4- 2	90	2-0	263	148	128	128	23	23
TOTALS	RPI 1-25	RPI 26-50	W-L RECORDS	RPI 51-100	RPI 101-150	RPI 150+			
11- 3	0- 0	0- 1	OVERALL	0- 1	1- 1	10- 0			
6- 1	0- 0	0- 0	HOME	0- 1	0- 0	6- 0			
4- 2	0- 0	0- 1	AWAY	0- 0	1- 1	3- 0			
1- 0	0- 0	0- 0	NEUTRAL	0- 0	0- 0	1- 0			
4- 2	0- 0	0- 1	NON-CONFERENCE	0- 1	0- 0	4- 0			
1- 1	0- 0	0- 0	HOME	0- 1	0- 0	1- 0			
2- 1	0- 0	0- 1	AWAY	0- 0	0- 0	2- 0			
1- 0	0- 0	0- 0	NEUTRAL	0- 0	0- 0	1- 0			
7- 1	0- 0	0- 0	CONFERENCE	0- 0	1- 1	6- 0			
5- 0	0- 0	0- 0	HOME	0- 0	0- 0	5- 0			
2- 1	0- 0	0- 0	AWAY	0- 0	1- 1	1- 0			
0- 0	0- 0	0- 0	NEUTRAL	0- 0	0- 0	0- 0			

RPI 1-25				RPI 26-50				RPI 51-100				RPI 101+ Team's RPI: 150			
RPI	S	Opponent	Score	RPI	S	Opponent	Score	RPI	S	Opponent	Score	RPI	S	Opponent	Score
				31	A	Oklahoma	62 75	64	H	UCF	57 63	137	A	New Orleans	50 53
												148	A	A&M-Corpus Christi	66 44
												203	A	Tulsa	67 63
												211	H	Central Ark.	102 41
												240	H	Southeastern La.	77 51
												280	N	UC Santa Barbara	67 56
												287	A	Nevada	80 65
												308	H	Alcorn	67 62
												311	H	Incarnate Word	67 45
												314	A	Houston Baptist	59 42
												326	H	McNeese	82 51
												334	H	Northwestern St.	89 40
LAST 10 Division I															
				334	H	Northwestern St.	89 40	240	H	Southeastern La.	77 51				
				311	H	Incarnate Word	67 45	326	H	McNeese	82 51				
				211	H	Central Ark.	102 41	314	A	Houston Baptist	59 42				
				148	A	A&M-Corpus Christi	66 44	287	A	Nevada	80 65				
				137	A	New Orleans	50 53	280	N	UC Santa Barbara	67 56				

Non-Div I Games: LSU-Shreveport 75 32 Our Lady of the Lake 75 Cent. Christian (KS) 46

SFA

Loss, Non-Conf, S Site, H Home A Away N Neutral

SIUE				STRENGTH OF SCHEDULE	OPP. STRENGTH OF SCHEDULE	TEAM RPI	ADJ. RPI	CONF. RPI	ADJ CONF. RPI
Average RPI Win:	329	WON-LOST RECORD	WINNING PCT. RANK						
Average RPI Loss:	160		LAST 10 GAMES						
DIV. I ONLY	3- 13	313	1-9	281	191	325	325	18	18
DIV. I NON-CONF.	2- 8	295	0-4	241	133	317	317	21	21

TOTALS	RPI 1-25	RPI 26-50	W-L RECORDS	RPI 51-100	RPI 101-150	RPI 150+			
3- 13	0- 0	0- 0	OVERALL	0- 5	0- 3	3- 5			
2- 5	0- 0	0- 0	HOME	0- 2	0- 2	2- 1			
1- 7	0- 0	0- 0	AWAY	0- 3	0- 1	1- 3			
0- 1	0- 0	0- 0	NEUTRAL	0- 0	0- 0	0- 1			
2- 8	0- 0	0- 0	NON-CONFERENCE	0- 4	0- 2	2- 2			
2- 3	0- 0	0- 0	HOME	0- 2	0- 1	2- 0			
0- 4	0- 0	0- 0	AWAY	0- 2	0- 1	0- 1			
0- 1	0- 0	0- 0	NEUTRAL	0- 0	0- 0	0- 1			
1- 5	0- 0	0- 0	CONFERENCE	0- 1	0- 1	1- 3			
0- 2	0- 0	0- 0	HOME	0- 0	0- 1	0- 1			
1- 3	0- 0	0- 0	AWAY	0- 1	0- 0	1- 2			
0- 0	0- 0	0- 0	NEUTRAL	0- 0	0- 0	0- 0			

RPI 1-25			RPI 26-50			RPI 51-100			RPI 101+ Team's RPI: 325		
RPI	S	Opponent	Score	RPI	S	Opponent	Score	RPI	S	Opponent	Score
						60 A Nebraska	49 63	102 H Saint Louis		35 68	
						69 H Southern Ill.	67 103	142 H Tennessee Tech		50 65	
						77 A Illinois St.	53 74	147 A Missouri		51 68	
						86 A Belmont	48 69	161 N North Ala.		67 85	
						99 H Loyola Chicago	50 63	258 A Eastern Ky.		46 49	
								263 A Morehead St.		69 75	
								304 H Jacksonville St.		44 53	
								316 A Georgia St.		73 74	
								327 H Evansville		85 74	
								329 H Purdue Fort Wayne		57 53	
								331 A Tennessee St.		76 63	

LAST 10 Division I											
304 H Jacksonville St.		44 53	86 A Belmont		48 69						
142 H Tennessee Tech		50 65	316 A Georgia St.		73 74						
258 A Eastern Ky.		46 49	161 N North Ala.		67 85						
263 A Morehead St.		69 75	77 A Illinois St.		53 74						
331 A Tennessee St.		76 63	99 H Loyola Chicago		50 63						

Non-Div I Games: Quincy

65 70

SIUE

Average RPI Win:	247	WON-LOST	WINNING	LAST 10	STRENGTH OF	OPP. STRENGTH	TEAM	ADJ.	CONF.	ADJ CONF.
Average RPI Loss:	213	RECORD	PCT. RANK	GAMES	SCHEDULE	OF SCHEDULE	RPI	RPI	RPI	RPI
DIV. I ONLY	2- 12	326	2-8	320	268	338	338	21	21	
DIV. I NON-CONF.	0- 7	338	0-3	330	281	351	351	17	17	
TOTALS	RPI 1-25	RPI 26-50	W-L RECORDS	RPI 51-100	RPI 101-150	RPI 150+				
2- 12	0- 0	0- 1	OVERALL	0- 0	0- 2	2- 9				
1- 4	0- 0	0- 1	HOME	0- 0	0- 1	1- 2				
1- 8	0- 0	0- 0	AWAY	0- 0	0- 1	1- 7				
0- 0	0- 0	0- 0	NEUTRAL	0- 0	0- 0	0- 0				
0- 7	0- 0	0- 1	NON-CONFERENCE	0- 0	0- 1	0- 5				
0- 1	0- 0	0- 1	HOME	0- 0	0- 0	0- 0				
0- 6	0- 0	0- 0	AWAY	0- 0	0- 1	0- 5				
0- 0	0- 0	0- 0	NEUTRAL	0- 0	0- 0	0- 0				
2- 5	0- 0	0- 0	CONFERENCE	0- 0	0- 1	2- 4				
1- 3	0- 0	0- 0	HOME	0- 0	0- 1	1- 2				
1- 2	0- 0	0- 0	AWAY	0- 0	0- 0	1- 2				
0- 0	0- 0	0- 0	NEUTRAL	0- 0	0- 0	0- 0				

RPI 1-25			RPI 26-50			RPI 51-100			RPI 101+			Team's RPI: 338
RPI	S	Opponent	Score	RPI	S	Opponent	Score	RPI	S	Opponent	Score	
				28	H	Ohio St.	74 104					
								116	H	Montana St.	48 85	
								139	A	San Jose St.	67 73	
								165	H	Montana	60 64	
								192	H	Southern Utah	87 82	
								200	H	Northern Colo.	63 73	
								209	A	Northern Ariz.	107 114	
								224	A	UC Davis	75 77	
								233	A	San Francisco	82 87	
								277	A	Idaho St.	62 80	
								287	A	Nevada	72 83	
								302	A	Weber St.	91 67	
								339	A	Cal Poly	43 62	
								341	A	Seattle U	84 88	
LAST 10 Division I												
				192	H	Southern Utah	87 82	165	H	Montana	60 64	
				200	H	Northern Colo.	63 73	116	H	Montana St.	48 85	
				302	A	Weber St.	91 67	28	H	Ohio St.	74 104	
				209	A	Northern Ariz.	107 114	233	A	San Francisco	82 87	
				277	A	Idaho St.	62 80	341	A	Seattle U	84 88	

Non-Div I Games: Cal Maritime 86 55 Pacific Union 94 35

Sacramento St.

Loss, Non-Conf, S Site, H Home A Away N Neutral

Sacred Heart

Through Games Of Jan. 22, 2020

Average RPI Win:	282	WON-LOST	WINNING	LAST 10	STRENGTH OF	OPP. STRENGTH	TEAM	ADJ.	CONF.	ADJ CONF.
Average RPI Loss:	157	RECORD	PCT. RANK	GAMES	SCHEDULE	OF SCHEDULE	RPI	RPI	RPI	RPI
DIV. I ONLY	5- 11	269	3-7	252	225	268	268	29	29	
DIV. I NON-CONF.	2- 8	295	0-4	190	166	294	294	30	30	
TOTALS	RPI 1-25	RPI 26-50	W-L RECORDS	RPI 51-100	RPI 101-150	RPI 150+				
5- 11	0- 0	0- 1	OVERALL	0- 3	0- 2	5- 5				
3- 1	0- 0	0- 0	HOME	0- 0	0- 1	3- 0				
1- 9	0- 0	0- 1	AWAY	0- 2	0- 1	1- 5				
1- 1	0- 0	0- 0	NEUTRAL	0- 1	0- 0	1- 0				
2- 8	0- 0	0- 1	NON-CONFERENCE	0- 3	0- 1	2- 3				
1- 1	0- 0	0- 0	HOME	0- 0	0- 1	1- 0				
0- 6	0- 0	0- 1	AWAY	0- 2	0- 0	0- 3				
1- 1	0- 0	0- 0	NEUTRAL	0- 1	0- 0	1- 0				
3- 3	0- 0	0- 0	CONFERENCE	0- 0	0- 1	3- 2				
2- 0	0- 0	0- 0	HOME	0- 0	0- 0	2- 0				
1- 3	0- 0	0- 0	AWAY	0- 0	0- 1	1- 2				
0- 0	0- 0	0- 0	NEUTRAL	0- 0	0- 0	0- 0				

RPI	S	Opponent	Score	RPI	S	Opponent	Score	RPI	S	Opponent	Score	RPI	S	Opponent	Score	Team's RPI: 268
46	A	Yale	40 87	57	A	Seton Hall	69 95	108	H	Holy Cross	52 65	131	A	Robert Morris	43 73	
				60	N	Nebraska	49 72	170	H	Merrimack	63 60	174	A	Saint Joseph's	44 71	
				93	A	Stony Brook	50 54	189	A	Penn St.	65 88	227	A	Saint Francis (PA)	58 60	
								269	A	Wagner	79 65	309	A	Siena	57 68	
								313	N	Detroit Mercy	66 60	315	H	Hofstra	71 44	
								336	A	Fairleigh Dickinson	60 65	345	H	Central Conn. St.	66 58	
LAST 10 Division I																
131	A	Robert Morris	43 73	170	H	Merrimack	63 60	189	A	Penn St.	65 88	46	A	Yale	40 87	
227	A	Saint Francis (PA)	58 60	108	H	Holy Cross	52 65	174	A	Saint Joseph's	44 71					
336	A	Fairleigh Dickinson	60 65													
345	H	Central Conn. St.	66 58													
269	A	Wagner	79 65													

Non-Div I Games: Bridgeport 77 63

Sacred Heart

Loss, Non-Conf, S Site, H Home A Away N Neutral

Saint Francis (PA)

Through Games Of Jan. 22, 2020

Average RPI Win:	287	WON-LOST	WINNING	LAST 10	STRENGTH OF	OPP. STRENGTH	TEAM	ADJ.	CONF.	ADJ CONF.
Average RPI Loss:	126	RECORD	PCT. RANK	GAMES	SCHEDULE	OF SCHEDULE	RPI	RPI	RPI	RPI
DIV. I ONLY	7- 11	231	5-5	204	221	227	227	29	29	
DIV. I NON-CONF.	2- 9	304	0-3	52	112	204	204	30	30	
TOTALS	RPI 1-25	RPI 26-50	W-L RECORDS	RPI 51-100	RPI 101-150	RPI 150+				
7- 11	0- 0	0- 4	OVERALL	0- 1	0- 2	7- 4				
3- 4	0- 0	0- 1	HOME	0- 0	0- 1	3- 2				
3- 6	0- 0	0- 2	AWAY	0- 1	0- 1	3- 2				
1- 1	0- 0	0- 1	NEUTRAL	0- 0	0- 0	1- 0				
2- 9	0- 0	0- 4	NON-CONFERENCE	0- 1	0- 2	2- 2				
0- 3	0- 0	0- 1	HOME	0- 0	0- 1	0- 1				
1- 5	0- 0	0- 2	AWAY	0- 1	0- 1	1- 1				
1- 1	0- 0	0- 1	NEUTRAL	0- 0	0- 0	1- 0				
5- 2	0- 0	0- 0	CONFERENCE	0- 0	0- 0	5- 2				
3- 1	0- 0	0- 0	HOME	0- 0	0- 0	3- 1				
2- 1	0- 0	0- 0	AWAY	0- 0	0- 0	2- 1				
0- 0	0- 0	0- 0	NEUTRAL	0- 0	0- 0	0- 0				

RPI 1-25				RPI 26-50				RPI 51-100				RPI 101+				Team's RPI: 227
RPI	S	Opponent	Score	RPI	S	Opponent	Score	RPI	S	Opponent	Score	RPI	S	Opponent	Score	
				29	A	Virginia Tech	41 105	85	A	South Fla.	23 62	103	A	Duquesne	69 72	
				30	N	FGCU	64 97					111	H	Liberty	52 71	
				42	A	West Virginia	45 74					164	H	Youngstown St.	46 56	
				48	H	Bucknell	46 70					170	H	Merrimack	56 71	
												231	N	Stetson	78 73	
												263	A	Morehead St.	54 65	
												268	H	Sacred Heart	60 58	
												269	H	Wagner	51 50	
												273	A	Vermont	73 69	
												306	H	St. Francis Brooklyn	82 72	
												319	A	Bryant	63 60	
												336	A	Fairleigh Dickinson	47 56	
												345	A	Central Conn. St.	64 52	
LAST 10 Division I																
				170	H	Merrimack	56 71	345	A	Central Conn. St.	64 52					
				268	H	Sacred Heart	60 58	319	A	Bryant	63 60					
				269	H	Wagner	51 50	48	H	Bucknell	46 70					
				306	H	St. Francis Brooklyn	82 72	111	H	Liberty	52 71					
				336	A	Fairleigh Dickinson	47 56	103	A	Duquesne	69 72					

Non-Div I Games:

Saint Francis (PA)

■ Loss,
 ■ Non-Conf,
 ■ S Site,
 ■ H Home
 ■ A Away
 N Neutral

Saint Joseph's

Through Games Of Jan. 22, 2020

Average RPI Win:	188	WON-LOST	WINNING	LAST 10	STRENGTH OF	OPP. STRENGTH	TEAM	ADJ.	CONF.	ADJ CONF.
Average RPI Loss:	114	RECORD	PCT. RANK	GAMES	SCHEDULE	OF SCHEDULE	RPI	RPI	RPI	RPI
DIV. I ONLY	8- 10	204	4-6	94	144	174	174	12	12	
DIV. I NON-CONF.	6- 6	164	2-2	85	177	137	137	12	12	
TOTALS	RPI 1-25	RPI 26-50	W-L RECORDS	RPI 51-100	RPI 101-150	RPI 150+				
8- 10	0- 0	0- 0	OVERALL	1- 3	2- 7	5- 0				
5- 4	0- 0	0- 0	HOME	1- 1	1- 3	3- 0				
2- 4	0- 0	0- 0	AWAY	0- 1	0- 3	2- 0				
1- 2	0- 0	0- 0	NEUTRAL	0- 1	1- 1	0- 0				
6- 6	0- 0	0- 0	NON-CONFERENCE	1- 3	1- 3	4- 0				
4- 2	0- 0	0- 0	HOME	1- 1	0- 1	3- 0				
1- 2	0- 0	0- 0	AWAY	0- 1	0- 1	1- 0				
1- 2	0- 0	0- 0	NEUTRAL	0- 1	1- 1	0- 0				
2- 4	0- 0	0- 0	CONFERENCE	0- 0	1- 4	1- 0				
1- 2	0- 0	0- 0	HOME	0- 0	1- 2	0- 0				
1- 2	0- 0	0- 0	AWAY	0- 0	0- 2	1- 0				
0- 0	0- 0	0- 0	NEUTRAL	0- 0	0- 0	0- 0				

RPI 1-25				RPI 26-50				RPI 51-100				RPI 101+				Team's RPI: 174	
RPI	S	Opponent	Score	RPI	S	Opponent	Score	RPI	S	Opponent	Score	RPI	S	Opponent	Score		
								56	H	Temple	67 63	103	H	Duquesne	51 58		
								57	N	Seton Hall	39 55	110	A	VCU	40 47		
								90	H	Drexel	52 62	123	H	Penn	45 55		
								91	A	Villanova	44 60	129	H	Richmond	67 56		
												132	A	Massachusetts	43 61		
												140	H	Rhode Island	47 49		
												143	N	Furman	48 63		
												144	N	Harvard	63 39		
												146	A	Auburn	62 66		
												154	A	Columbia	71 57		
												197	H	American	72 51		
												262	H	Navy	49 40		
												268	H	Sacred Heart	71 44		
												290	A	St. Bonaventure	61 60		
LAST 10 Division I																	
				290	A	St. Bonaventure	61 60					129	H	Richmond	67 56		
				103	H	Duquesne	51 58					262	H	Navy	49 40		
				140	H	Rhode Island	47 49					143	N	Furman	48 63		
				132	A	Massachusetts	43 61					144	N	Harvard	63 39		
				110	A	VCU	40 47					91	A	Villanova	44 60		

Non-Div I Games:

Saint Joseph's

 Loss,
 Non-Conf,
 S Site,
 H Home
 A Away
 N Neutral

Saint Louis

Through Games Of Jan. 22, 2020

Average RPI Win:	184	WON-LOST	WINNING	LAST 10	STRENGTH OF	OPP. STRENGTH	TEAM	ADJ.	CONF.	ADJ CONF.
Average RPI Loss:	83	RECORD	PCT. RANK	GAMES	SCHEDULE	OF SCHEDULE	RPI	RPI	RPI	RPI
DIV. I ONLY	10- 8	150	4-6	85	101	102	102	12	12	
DIV. I NON-CONF.	8- 5	117	2-3	65	109	65	65	12	12	
TOTALS	RPI 1-25	RPI 26-50	W-L RECORDS	RPI 51-100	RPI 101-150	RPI 150+				
10- 8	0- 1	0- 0	OVERALL	3- 5	1- 2	6- 0				
5- 4	0- 1	0- 0	HOME	3- 2	0- 1	2- 0				
5- 4	0- 0	0- 0	AWAY	0- 3	1- 1	4- 0				
0- 0	0- 0	0- 0	NEUTRAL	0- 0	0- 0	0- 0				
8- 5	0- 1	0- 0	NON-CONFERENCE	3- 3	1- 1	4- 0				
4- 2	0- 1	0- 0	HOME	3- 1	0- 0	1- 0				
4- 3	0- 0	0- 0	AWAY	0- 2	1- 1	3- 0				
0- 0	0- 0	0- 0	NEUTRAL	0- 0	0- 0	0- 0				
2- 3	0- 0	0- 0	CONFERENCE	0- 2	0- 1	2- 0				
1- 2	0- 0	0- 0	HOME	0- 1	0- 1	1- 0				
1- 1	0- 0	0- 0	AWAY	0- 1	0- 0	1- 0				
0- 0	0- 0	0- 0	NEUTRAL	0- 0	0- 0	0- 0				

RPI	S	Opponent	Score	RPI	S	Opponent	Score	RPI	S	Opponent	Score	RPI	S	Opponent	Score	Team's RPI: 102
21	H	Princeton	50 66					61	A	Vanderbilt	50 62	110	H	VCU	52 65	
								68	H	UT Martin	56 50	114	A	Cincinnati	60 50	
								69	A	Southern Ill.	53 61	147	A	Missouri	58 83	
								76	H	Kansas	60 68	176	H	Southeast Mo. St.	76 61	
								77	H	Illinois St.	61 56	199	A	La Salle	77 61	
								87	A	Dayton	47 48	225	A	Northern Ky.	67 42	
								92	H	Davidson	58 65	272	A	Indiana St.	55 53	
								95	H	Colgate	61 51	290	H	St. Bonaventure	72 51	
												325	A	SIUE	68 35	
LAST 10 Division I																
87	A	Dayton	47 48	272	A	Indiana St.	55 53									
290	H	St. Bonaventure	72 51	76	H	Kansas	60 68									
110	H	VCU	52 65	21	H	Princeton	50 66									
199	A	La Salle	77 61	77	H	Illinois St.	61 56									
92	H	Davidson	58 65	147	A	Missouri	58 83									

Non-Div I Games:

Saint Louis

■ Loss,
 ■ Non-Conf,
 ■ S Site,
 ■ H Home
 ■ A Away
 N Neutral

Saint Mary's (CA)

Through Games Of Jan. 22, 2020

Average RPI Win:	231	WON-LOST	WINNING	LAST 10	STRENGTH OF	OPP. STRENGTH	TEAM	ADJ.	CONF.	ADJ CONF.
Average RPI Loss:	105	RECORD	PCT. RANK	GAMES	SCHEDULE	OF SCHEDULE	RPI	RPI	RPI	RPI
DIV. I ONLY	9- 10	188	5-5	139	114	178	178	11	11	
DIV. I NON-CONF.	5- 6	187	1-1	148	151	195	195	11	11	
TOTALS	RPI 1-25	RPI 26-50	W-L RECORDS	RPI 51-100	RPI 101-150	RPI 150+				
9- 10	0- 2	1- 1	OVERALL	0- 3	0- 1	8- 3				
6- 4	0- 1	1- 1	HOME	0- 1	0- 0	5- 1				
2- 6	0- 1	0- 0	AWAY	0- 2	0- 1	2- 2				
1- 0	0- 0	0- 0	NEUTRAL	0- 0	0- 0	1- 0				
5- 6	0- 1	1- 1	NON-CONFERENCE	0- 2	0- 0	4- 2				
4- 2	0- 1	1- 1	HOME	0- 0	0- 0	3- 0				
0- 4	0- 0	0- 0	AWAY	0- 2	0- 0	0- 2				
1- 0	0- 0	0- 0	NEUTRAL	0- 0	0- 0	1- 0				
4- 4	0- 1	0- 0	CONFERENCE	0- 1	0- 1	4- 1				
2- 2	0- 0	0- 0	HOME	0- 1	0- 0	2- 1				
2- 2	0- 1	0- 0	AWAY	0- 0	0- 1	2- 0				
0- 0	0- 0	0- 0	NEUTRAL	0- 0	0- 0	0- 0				

RPI 1-25				RPI 26-50				RPI 51-100				RPI 101+ Team's RPI: 178			
RPI	S	Opponent	Score	RPI	S	Opponent	Score	RPI	S	Opponent	Score	RPI	S	Opponent	Score
8	A	Gonzaga	49 74	32	H	Western Ky.	80 73	64	A	UCF	58 67	127	A	Portland	65 78
15	H	NC State	70 87	39	H	Marquette	63 77	65	H	BYU	55 65	151	H	San Diego	54 72
								76	A	Kansas	81 86	167	A	Santa Clara	95 87
												217	A	Wyoming	67 69
												224	H	UC Davis	83 74
												233	A	San Francisco	86 79
												257	H	LMU (CA)	86 70
												260	H	Pepperdine	85 78
												280	H	UC Santa Barbara	64 43
												287	A	Nevada	72 78
												290	N	St. Bonaventure	72 57
												339	H	Cal Poly	84 67
LAST 10 Division I															
65	H	BYU	55 65	260	H	Pepperdine	85 78								
151	H	San Diego	54 72	167	A	Santa Clara	95 87								
127	A	Portland	65 78	233	A	San Francisco	86 79								
8	A	Gonzaga	49 74	290	N	St. Bonaventure	72 57								
257	H	LMU (CA)	86 70	64	A	UCF	58 67								

Non-Div I Games:

Saint Mary's (CA)

■ Loss,
 ■ Non-Conf,
 ■ S Site,
 ■ H Home
 ■ A Away
 N Neutral

Average RPI Win: 316		WON-LOST	WINNING	LAST 10	STRENGTH OF	OPP. STRENGTH	TEAM	ADJ.	CONF.	ADJ CONF.
Average RPI Loss: 234		RECORD	PCT. RANK	GAMES	SCHEDULE	OF SCHEDULE	RPI	RPI	RPI	RPI
DIV. I ONLY		4- 11	287	1-9	347	324	340	340	25	25
DIV. I NON-CONF.		3- 6	235	0-4	349	342	336	336	25	25
TOTALS		RPI 1-25	RPI 26-50	W-L RECORDS	RPI 51-100	RPI 101-150	RPI 150+			
4- 11	0- 0		0- 0	OVERALL	0- 1	0- 1	4- 9			
2- 4	0- 0		0- 0	HOME	0- 0	0- 1	2- 3			
2- 7	0- 0		0- 0	AWAY	0- 1	0- 0	2- 6			
0- 0	0- 0		0- 0	NEUTRAL	0- 0	0- 0	0- 0			
3- 6	0- 0		0- 0	NON-CONFERENCE	0- 0	0- 1	3- 5			
1- 2	0- 0		0- 0	HOME	0- 0	0- 1	1- 1			
2- 4	0- 0		0- 0	AWAY	0- 0	0- 0	2- 4			
0- 0	0- 0		0- 0	NEUTRAL	0- 0	0- 0	0- 0			
1- 5	0- 0		0- 0	CONFERENCE	0- 1	0- 0	1- 4			
1- 2	0- 0		0- 0	HOME	0- 0	0- 0	1- 2			
0- 3	0- 0		0- 0	AWAY	0- 1	0- 0	0- 2			
0- 0	0- 0		0- 0	NEUTRAL	0- 0	0- 0	0- 0			

RPI 1-25				RPI 26-50				RPI 51-100				RPI 101+				Team's RPI: 340	
RPI	S	Opponent	Score	RPI	S	Opponent	Score	RPI	S	Opponent	Score	RPI	S	Opponent	Score		
								78	A	Marist	76	96	117	H	Lehigh	71	80
												207	A	Iona	59	69	
												213	H	Manhattan	52	85	
												234	A	Howard	80	92	
												245	A	Fairfield	48	67	
												261	A	Delaware St.	66	89	
												265	H	Morgan St.	78	77	
												269	A	Wagner	89	90	
												285	H	Monmouth	67	81	
												309	H	Siena	87	83	
												330	A	NJIT	73	76	
												336	H	Fairleigh Dickinson	71	77	
												342	A	Coppin St.	82	57	
												348	A	LIU Brooklyn	89	74	
LAST 10 Division I																	
				207	A	Iona	59	69	78	A	Marist	76	96				
				285	H	Monmouth	67	81	117	H	Lehigh	71	80				
				245	A	Fairfield	48	67	336	H	Fairleigh Dickinson	71	77				
				213	H	Manhattan	52	85	261	A	Delaware St.	66	89				
				309	H	Siena	87	83	330	A	NJIT	73	76				

Non-Div I Games:

Saint Peter's

■ Loss, ■ Non-Conf, S Site, H Home A Away N Neutral

Sam Houston St.

Through Games Of Jan. 22, 2020

Average RPI Win:	250	WON-LOST	WINNING	LAST 10	STRENGTH OF	OPP. STRENGTH	TEAM	ADJ.	CONF.	ADJ CONF.
Average RPI Loss:	165	RECORD	PCT. RANK	GAMES	SCHEDULE	OF SCHEDULE	RPI	RPI	RPI	RPI
DIV. I ONLY	10- 5	71	8-2	322	216	159	159	24	24	
DIV. I NON-CONF.	2- 4	235	0-1	227	188	210	210	23	23	
TOTALS	RPI 1-25	RPI 26-50	W-L RECORDS	RPI 51-100	RPI 101-150	RPI 150+				
10- 5	0- 0	0- 1	OVERALL	0- 1	2- 0	8- 3				
4- 1	0- 0	0- 0	HOME	0- 1	1- 0	3- 0				
6- 4	0- 0	0- 1	AWAY	0- 0	1- 0	5- 3				
0- 0	0- 0	0- 0	NEUTRAL	0- 0	0- 0	0- 0				
2- 4	0- 0	0- 1	NON-CONFERENCE	0- 0	1- 0	1- 3				
1- 0	0- 0	0- 0	HOME	0- 0	1- 0	0- 0				
1- 4	0- 0	0- 1	AWAY	0- 0	0- 0	1- 3				
0- 0	0- 0	0- 0	NEUTRAL	0- 0	0- 0	0- 0				
8- 1	0- 0	0- 0	CONFERENCE	0- 1	1- 0	7- 0				
3- 1	0- 0	0- 0	HOME	0- 1	0- 0	3- 0				
5- 0	0- 0	0- 0	AWAY	0- 0	1- 0	4- 0				
0- 0	0- 0	0- 0	NEUTRAL	0- 0	0- 0	0- 0				

RPI S	Opponent	Score	RPI S	Opponent	Score	RPI S	Opponent	Score	RPI S	Opponent	Score	Team's RPI: 159
			31 A	Oklahoma	71 95	94 H	Abilene Christian	73 81	130 H	Louisiana	77 73	
									137 A	New Orleans	78 46	
									169 A	Texas Tech	57 99	
									211 A	Central Ark.	72 54	
									219 H	Lamar University	68 47	
									240 A	Southeastern La.	84 69	
									255 A	Oral Roberts	41 64	
									275 A	Ole Miss	69 75	
									291 A	UTSA	81 77	
									293 H	Nicholls St.	87 71	
									314 A	Houston Baptist	97 69	
									326 H	McNeese	92 59	
									334 A	Northwestern St.	79 69	
LAST 10 Division I												
			94 H	Abilene Christian	73 81	293 H	Nicholls St.	87 71				
			314 A	Houston Baptist	97 69	326 H	McNeese	92 59				
			219 H	Lamar University	68 47	137 A	New Orleans	78 46				
			211 A	Central Ark.	72 54	334 A	Northwestern St.	79 69				
			240 A	Southeastern La.	84 69	31 A	Oklahoma	71 95				

Non-Div I Games: Jarvis Christian 114 46 Howard Payne 91 49 Wiley 102 52

Sam Houston St.

Loss, Non-Conf, S Site, H Home A Away N Neutral

Average RPI Win:	269	WON-LOST	WINNING	LAST 10	STRENGTH OF	OPP. STRENGTH	TEAM	ADJ.	CONF.	ADJ CONF.
Average RPI Loss:	103	RECORD	PCT. RANK	GAMES	SCHEDULE	OF SCHEDULE	RPI	RPI	RPI	RPI
DIV. I ONLY	6- 11	255	5-5	89	237	166	166	23	23	
DIV. I NON-CONF.	4- 10	259	3-4	59	224	152	152	20	20	
TOTALS	RPI 1-25	RPI 26-50	W-L RECORDS	RPI 51-100	RPI 101-150	RPI 150+				
6- 11	0- 2	0- 1	OVERALL	0- 2	0- 4	6- 2				
1- 3	0- 0	0- 1	HOME	0- 1	0- 1	1- 0				
4- 8	0- 2	0- 0	AWAY	0- 1	0- 3	4- 2				
1- 0	0- 0	0- 0	NEUTRAL	0- 0	0- 0	1- 0				
4- 10	0- 2	0- 1	NON-CONFERENCE	0- 2	0- 3	4- 2				
0- 3	0- 0	0- 1	HOME	0- 1	0- 1	0- 0				
3- 7	0- 2	0- 0	AWAY	0- 1	0- 2	3- 2				
1- 0	0- 0	0- 0	NEUTRAL	0- 0	0- 0	1- 0				
2- 1	0- 0	0- 0	CONFERENCE	0- 0	0- 1	2- 0				
1- 0	0- 0	0- 0	HOME	0- 0	0- 0	1- 0				
1- 1	0- 0	0- 0	AWAY	0- 0	0- 1	1- 0				
0- 0	0- 0	0- 0	NEUTRAL	0- 0	0- 0	0- 0				

RPI 1-25				RPI 26-50				RPI 51-100				RPI 101+ Team's RPI: 166			
RPI	S	Opponent	Score	RPI	S	Opponent	Score	RPI	S	Opponent	Score	RPI	S	Opponent	Score
18	A	Florida St.	59 88	32	H	Western Ky.	84 88	68	A	UT Martin	75 80	124	A	Fordham	37 68
20	A	Kentucky	49 79					72	H	Troy	65 74	141	A	Florida	48 84
												142	H	Tennessee Tech	57 72
												143	A	Furman	69 77
												156	A	UAB	69 76
												161	A	North Ala.	79 63
												205	A	Murray St.	84 56
												221	A	Kennesaw St.	55 60
												298	A	Wofford	74 58
												310	A	Alabama St.	83 48
												315	N	Hofstra	65 45
												324	H	Mercer	72 64
LAST 10 Division I															
324	H	Mercer	72 64	205	A	Murray St.	84 56								
143	A	Furman	69 77	32	H	Western Ky.	84 88								
298	A	Wofford	74 58	20	A	Kentucky	49 79								
315	N	Hofstra	65 45	156	A	UAB	69 76								
124	A	Fordham	37 68	310	A	Alabama St.	83 48								

Non-Div I Games: Montevallo 81 60

Samford

Loss, Non-Conf, S Site, H Home A Away N Neutral

Average RPI Win:	221	WON-LOST	WINNING	LAST 10	STRENGTH OF	OPP. STRENGTH	TEAM	ADJ.	CONF.	ADJ CONF.
Average RPI Loss:	136	RECORD	PCT. RANK	GAMES	SCHEDULE	OF SCHEDULE	RPI	RPI	RPI	RPI
DIV. I ONLY	9- 8	162	6-4	121	228	151	151	11	11	
DIV. I NON-CONF.	5- 5	164	2-1	181	326	224	224	11	11	
TOTALS	RPI 1-25	RPI 26-50	W-L RECORDS	RPI 51-100	RPI 101-150	RPI 150+				
9- 8	0- 1	0- 0	OVERALL	0- 1	2- 3	7- 3				
4- 5	0- 1	0- 0	HOME	0- 0	1- 2	3- 2				
5- 3	0- 0	0- 0	AWAY	0- 1	1- 1	4- 1				
0- 0	0- 0	0- 0	NEUTRAL	0- 0	0- 0	0- 0				
5- 5	0- 0	0- 0	NON-CONFERENCE	0- 0	0- 3	5- 2				
3- 4	0- 0	0- 0	HOME	0- 0	0- 2	3- 2				
2- 1	0- 0	0- 0	AWAY	0- 0	0- 1	2- 0				
0- 0	0- 0	0- 0	NEUTRAL	0- 0	0- 0	0- 0				
4- 3	0- 1	0- 0	CONFERENCE	0- 1	2- 0	2- 1				
1- 1	0- 1	0- 0	HOME	0- 0	1- 0	0- 0				
3- 2	0- 0	0- 0	AWAY	0- 1	1- 0	2- 1				
0- 0	0- 0	0- 0	NEUTRAL	0- 0	0- 0	0- 0				

RPI	S	Opponent	Score	RPI	S	Opponent	Score	RPI	S	Opponent	Score	RPI	S	Opponent	Score	Team's RPI: 151
8	H	Gonzaga	42 57					65	A	BYU	36 52	104	H	Washington	47 65	
												119	A	Pacific	66 64	
												122	H	Idaho	32 65	
												127	H	Portland	74 55	
												139	A	San Jose St.	82 88	
												169	H	Texas Tech	60 64	
												177	H	Towson	81 67	
												178	A	Saint Mary's (CA)	72 54	
												220	H	Cal St. Fullerton	67 72	
												256	H	CSUN	59 40	
												257	A	LMU (CA)	67 59	
												260	A	Pepperdine	57 73	
												270	A	San Diego St.	70 47	
												285	H	Monmouth	57 49	
												317	A	Air Force	70 59	
LAST 10 Division I																
119	A	Pacific	66 64	257	A	LMU (CA)	67 59									
178	A	Saint Mary's (CA)	72 54	260	A	Pepperdine	57 73									
65	A	BYU	36 52	256	H	CSUN	59 40									
8	H	Gonzaga	42 57	104	H	Washington	47 65									
127	H	Portland	74 55	270	A	San Diego St.	70 47									

Non-Div I Games: Biola 81 28

San Diego

Loss, Non-Conf, S Site, H Home A Away N Neutral

Average RPI Win:	250	WON-LOST	WINNING	LAST 10	STRENGTH OF	OPP. STRENGTH	TEAM	ADJ.	CONF.	ADJ CONF.
Average RPI Loss:	186	RECORD	PCT. RANK	GAMES	SCHEDULE	OF SCHEDULE	RPI	RPI	RPI	RPI
DIV. I ONLY	7- 13	260	4-6	208	301	270	270	17	17	
DIV. I NON-CONF.	4- 7	225	2-1	287	319	302	302	24	24	
TOTALS	RPI 1-25	RPI 26-50	W-L RECORDS	RPI 51-100	RPI 101-150	RPI 150+				
7- 13	0- 0	0- 0	OVERALL	0- 3	0- 2	7- 8				
5- 6	0- 0	0- 0	HOME	0- 1	0- 1	5- 4				
2- 7	0- 0	0- 0	AWAY	0- 2	0- 1	2- 4				
0- 0	0- 0	0- 0	NEUTRAL	0- 0	0- 0	0- 0				
4- 7	0- 0	0- 0	NON-CONFERENCE	0- 0	0- 1	4- 6				
2- 5	0- 0	0- 0	HOME	0- 0	0- 1	2- 4				
2- 2	0- 0	0- 0	AWAY	0- 0	0- 0	2- 2				
0- 0	0- 0	0- 0	NEUTRAL	0- 0	0- 0	0- 0				
3- 6	0- 0	0- 0	CONFERENCE	0- 3	0- 1	3- 2				
3- 1	0- 0	0- 0	HOME	0- 1	0- 0	3- 0				
0- 5	0- 0	0- 0	AWAY	0- 2	0- 1	0- 2				
0- 0	0- 0	0- 0	NEUTRAL	0- 0	0- 0	0- 0				

RPI 1-25				RPI 26-50				RPI 51-100				RPI 101+				Team's RPI: 270	
RPI	S	Opponent	Score	RPI	S	Opponent	Score	RPI	S	Opponent	Score	RPI	S	Opponent	Score		
								96	A	Fresno St.	54	79	101	H	California	48	74
								96	H	Fresno St.	60	65	139	A	San Jose St.	67	84
								100	A	Boise St.	72	86	151	H	San Diego	47	70
												177	H	Towson	80	72	
												188	A	Hawaii	58	61	
												217	A	Wyoming	67	81	
												217	H	Wyoming	67	60	
												220	H	Cal St. Fullerton	55	45	
												238	H	Arkansas St.	62	71	
												250	H	Colorado St.	59	49	
												256	H	CSUN	69	74	
												274	H	Alabama A&M	53	61	
												276	H	Utah St.	66	62	
												280	A	UC Santa Barbara	52	64	
												287	A	Nevada	69	70	
												297	A	California Baptist	80	68	
												311	A	Incarnate Word	57	48	
LAST 10 Division I																	
				217	A	Wyoming	67	81	276	H	Utah St.	66	62				
				287	A	Nevada	69	70	96	A	Fresno St.	54	79				
				96	H	Fresno St.	60	65	256	H	CSUN	69	74				
				100	A	Boise St.	72	86	311	A	Incarnate Word	57	48				
				217	H	Wyoming	67	60	297	A	California Baptist	80	68				

Non-Div I Games: Westcliff 77 56

San Diego St.

■ Loss,
 ■ Non-Conf,
 ■ S Site,
 ■ Home
 ■ A Away
 N Neutral

San Francisco

Through Games Of Jan. 22, 2020

Average RPI Win:	233	WON-LOST	WINNING	LAST 10	STRENGTH OF	OPP. STRENGTH	TEAM	ADJ.	CONF.	ADJ CONF.
Average RPI Loss:	132	RECORD	PCT. RANK	GAMES	SCHEDULE	OF SCHEDULE	RPI	RPI	RPI	RPI
DIV. I ONLY	7- 12	250	2-8	148	152	233	233	11	11	
DIV. I NON-CONF.	7- 5	130	2-1	149	199	132	132	11	11	
TOTALS	RPI 1-25	RPI 26-50	W-L RECORDS	RPI 51-100	RPI 101-150	RPI 150+				
7- 12	0- 3	0- 0	OVERALL	0- 0	0- 4	7- 5				
3- 7	0- 2	0- 0	HOME	0- 0	0- 3	3- 2				
1- 4	0- 0	0- 0	AWAY	0- 0	0- 1	1- 3				
3- 1	0- 1	0- 0	NEUTRAL	0- 0	0- 0	3- 0				
7- 5	0- 2	0- 0	NON-CONFERENCE	0- 0	0- 2	7- 1				
3- 2	0- 1	0- 0	HOME	0- 0	0- 1	3- 0				
1- 2	0- 0	0- 0	AWAY	0- 0	0- 1	1- 1				
3- 1	0- 1	0- 0	NEUTRAL	0- 0	0- 0	3- 0				
0- 7	0- 1	0- 0	CONFERENCE	0- 0	0- 2	0- 4				
0- 5	0- 1	0- 0	HOME	0- 0	0- 2	0- 2				
0- 2	0- 0	0- 0	AWAY	0- 0	0- 0	0- 2				
0- 0	0- 0	0- 0	NEUTRAL	0- 0	0- 0	0- 0				

RPI	S	Opponent	Score	RPI	S	Opponent	Score	RPI	S	Opponent	Score	RPI	S	Opponent	Score	Team's RPI: 233
4	H	Stanford	71 97					104	A	Washington	54 73					
8	H	Gonzaga	46 69					119	H	Pacific	61 84					
14	N	Mississippi St.	38 73					122	H	Idaho	60 66					
								127	H	Portland	66 73					
								158	N	Houston	80 57					
								167	H	Santa Clara	72 80					
								178	H	Saint Mary's (CA)	79 86					
								197	N	Bowling Green	64 56					
								200	A	Northern Colo.	90 83					
								220	H	Cal St. Fullerton	71 63					
								224	A	UC Davis	67 79					
								256	H	CSUN	79 61					
								257	A	LMU (CA)	69 76					
								260	A	Pepperdine	70 82					
								264	N	UC Irvine	68 61					
								338	H	Sacramento St.	87 82					
LAST 10 Division I																
8	H	Gonzaga	46 69	119	H	Pacific	61 84									
127	H	Portland	66 73	178	H	Saint Mary's (CA)	79 86									
260	A	Pepperdine	70 82	264	N	UC Irvine	68 61									
257	A	LMU (CA)	69 76	104	A	Washington	54 73									
167	H	Santa Clara	72 80	338	H	Sacramento St.	87 82									

Non-Div I Games:

San Francisco

■ Loss,
■ Non-Conf,
■ S Site,
■ H Home
■ A Away
N Neutral

Average RPI Win:	231	WON-LOST	WINNING	LAST 10	STRENGTH OF	OPP. STRENGTH	TEAM	ADJ.	CONF.	ADJ CONF.
Average RPI Loss:	156	RECORD	PCT. RANK	GAMES	SCHEDULE	OF SCHEDULE	RPI	RPI	RPI	RPI
DIV. I ONLY	12- 6	71	7-3	262	187	139	139	17	17	
DIV. I NON-CONF.	5- 5	164	0-2	306	163	245	245	24	24	
TOTALS	RPI 1-25	RPI 26-50	W-L RECORDS	RPI 51-100	RPI 101-150	RPI 150+				
12- 6	0- 0	0- 0	OVERALL	1- 2	0- 1	11- 3				
7- 1	0- 0	0- 0	HOME	1- 1	0- 0	6- 0				
5- 3	0- 0	0- 0	AWAY	0- 0	0- 1	5- 2				
0- 2	0- 0	0- 0	NEUTRAL	0- 1	0- 0	0- 1				
5- 5	0- 0	0- 0	NON-CONFERENCE	1- 1	0- 1	4- 3				
4- 0	0- 0	0- 0	HOME	1- 0	0- 0	3- 0				
1- 3	0- 0	0- 0	AWAY	0- 0	0- 1	1- 2				
0- 2	0- 0	0- 0	NEUTRAL	0- 1	0- 0	0- 1				
7- 1	0- 0	0- 0	CONFERENCE	0- 1	0- 0	7- 0				
3- 1	0- 0	0- 0	HOME	0- 1	0- 0	3- 0				
4- 0	0- 0	0- 0	AWAY	0- 0	0- 0	4- 0				
0- 0	0- 0	0- 0	NEUTRAL	0- 0	0- 0	0- 0				

RPI 1-25				RPI 26-50				RPI 51-100				RPI 101+ Team's RPI: 139			
RPI	S	Opponent	Score	RPI	S	Opponent	Score	RPI	S	Opponent	Score	RPI	S	Opponent	Score
								65	N	BYU	56 75	135	A	CSU Bakersfield	71 75
								83	H	Buffalo	95 88	151	H	San Diego	88 82
								96	H	Fresno St.	76 85	167	A	Santa Clara	81 89
												183	A	New Mexico	81 80
												183	H	New Mexico	89 85
												186	H	UNLV	62 60
												209	N	Northern Ariz.	64 67
												250	A	Colorado St.	58 53
												264	A	UC Irvine	77 79
												270	H	San Diego St.	84 67
												276	A	Utah St.	76 61
												280	A	UC Santa Barbara	73 70
												286	H	Eastern Wash.	84 66
												287	A	Nevada	72 70
												338	H	Sacramento St.	73 67
LAST 10 Division I															
				183	H	New Mexico	89 85					183	A	New Mexico	81 80
				186	H	UNLV	62 60					209	N	Northern Ariz.	64 67
				250	A	Colorado St.	58 53					65	N	BYU	56 75
				287	A	Nevada	72 70					270	H	San Diego St.	84 67
				96	H	Fresno St.	76 85					276	A	Utah St.	76 61

Non-Div I Games: La Verne 128 62

San Jose St.

Santa Clara

Through Games Of Jan. 22, 2020

Average RPI Win:	176	WON-LOST	WINNING	LAST 10	STRENGTH OF	OPP. STRENGTH	TEAM	ADJ.	CONF.	ADJ CONF.
Average RPI Loss:	151	RECORD	PCT. RANK	GAMES	SCHEDULE	OF SCHEDULE	RPI	RPI	RPI	RPI
DIV. I ONLY	7- 10	217	4-6	95	140	167	167	11	11	
DIV. I NON-CONF.	5- 5	164	2-1	81	164	104	104	11	11	
TOTALS	RPI 1-25	RPI 26-50	W-L RECORDS	RPI 51-100	RPI 101-150	RPI 150+				
7- 10	0- 2	0- 1	OVERALL	1- 0	2- 2	4- 5				
3- 4	0- 1	0- 0	HOME	1- 0	2- 1	0- 2				
3- 5	0- 1	0- 1	AWAY	0- 0	0- 1	3- 2				
1- 1	0- 0	0- 0	NEUTRAL	0- 0	0- 0	1- 1				
5- 5	0- 1	0- 1	NON-CONFERENCE	1- 0	1- 1	3- 2				
2- 1	0- 0	0- 0	HOME	1- 0	1- 0	0- 1				
2- 3	0- 1	0- 1	AWAY	0- 0	0- 1	2- 0				
1- 1	0- 0	0- 0	NEUTRAL	0- 0	0- 0	1- 1				
2- 5	0- 1	0- 0	CONFERENCE	0- 0	1- 1	1- 3				
1- 3	0- 1	0- 0	HOME	0- 0	1- 1	0- 1				
1- 2	0- 0	0- 0	AWAY	0- 0	0- 0	1- 2				
0- 0	0- 0	0- 0	NEUTRAL	0- 0	0- 0	0- 0				

RPI 1-25				RPI 26-50				RPI 51-100				RPI 101+ Team's RPI: 167			
RPI	S	Opponent	Score	RPI	S	Opponent	Score	RPI	S	Opponent	Score	RPI	S	Opponent	Score
3	A	Missouri St.	64 71	41	A	Arizona	52 65	96	H	Fresno St.	90 66	101	A	California	65 69
8	H	Gonzaga	52 67									119	H	Pacific	75 65
												127	H	Portland	77 80
												139	H	San Jose St.	89 81
												165	N	Montana	68 58
												178	H	Saint Mary's (CA)	87 95
												224	A	UC Davis	62 61
												233	A	San Francisco	80 72
												254	N	Delaware	80 81
												256	A	CSUN	76 55
												257	A	LMU (CA)	59 75
												260	A	Pepperdine	71 79
												281	H	Long Beach St.	46 54
LAST 10 Division I															
127	H	Portland	77 80	178	H	Saint Mary's (CA)	87 95								
8	H	Gonzaga	52 67	119	H	Pacific	75 65								
257	A	LMU (CA)	59 75	96	H	Fresno St.	90 66								
260	A	Pepperdine	71 79	256	A	CSUN	76 55								
233	A	San Francisco	80 72	101	A	California	65 69								

Non-Div I Games: UC Santa Cruz 109 51

Santa Clara

Loss, Non-Conf, S Site, H Home A Away N Neutral

Average RPI Win:	326	WON-LOST	WINNING	LAST 10	STRENGTH OF	OPP. STRENGTH	TEAM	ADJ.	CONF.	ADJ CONF.
Average RPI Loss:	227	RECORD	PCT. RANK	GAMES	SCHEDULE	OF SCHEDULE	RPI	RPI	RPI	RPI
DIV. I ONLY	4- 11	287	4-6	344	345	341	341	32	32	
DIV. I NON-CONF.	3- 7	252	3-2	310	329	319	319	32	32	
TOTALS	RPI 1-25	RPI 26-50	W-L RECORDS	RPI 51-100	RPI 101-150	RPI 150+				
4- 11	0- 0	0- 0	OVERALL	0- 0	0- 3	4- 8				
3- 3	0- 0	0- 0	HOME	0- 0	0- 2	3- 1				
1- 8	0- 0	0- 0	AWAY	0- 0	0- 1	1- 7				
0- 0	0- 0	0- 0	NEUTRAL	0- 0	0- 0	0- 0				
3- 7	0- 0	0- 0	NON-CONFERENCE	0- 0	0- 3	3- 4				
2- 2	0- 0	0- 0	HOME	0- 0	0- 2	2- 0				
1- 5	0- 0	0- 0	AWAY	0- 0	0- 1	1- 4				
0- 0	0- 0	0- 0	NEUTRAL	0- 0	0- 0	0- 0				
1- 4	0- 0	0- 0	CONFERENCE	0- 0	0- 0	1- 4				
1- 1	0- 0	0- 0	HOME	0- 0	0- 0	1- 1				
0- 3	0- 0	0- 0	AWAY	0- 0	0- 0	0- 3				
0- 0	0- 0	0- 0	NEUTRAL	0- 0	0- 0	0- 0				

RPI 1-25			RPI 26-50			RPI 51-100			RPI 101+			Team's RPI: 341
RPI	S	Opponent	Score	RPI	S	Opponent	Score	RPI	S	Opponent	Score	
								104	A	Washington	46	78
								116	H	Montana St.	65	73
								122	H	Idaho	84	90
								209	A	Northern Ariz.	80	88
								220	A	Cal St. Fullerton	63	81
								228	H	UMKC	65	76
								276	A	Utah St.	63	70
								277	A	Idaho St.	48	73
								281	H	Long Beach St.	66	54
								307	A	New Mexico St.	65	83
								318	A	Utah Valley	58	70
								322	A	UTRGV	81	85
								338	H	Sacramento St.	88	84
								339	A	Cal Poly	72	49
								347	H	Chicago St.	80	51
LAST 10 Division I												
307	A	New Mexico St.	65	83	220	A	Cal St. Fullerton	63	81			
322	A	UTRGV	81	85	339	A	Cal Poly	72	49			
318	A	Utah Valley	58	70	281	H	Long Beach St.	66	54			
347	H	Chicago St.	80	51	338	H	Sacramento St.	88	84			
228	H	UMKC	65	76	116	H	Montana St.	65	73			

Non-Div I Games: Warner Pacific 89 47 Saint Martin's 91 81 Central Wash. 75 65

Seattle U

Loss, Non-Conf, S Site, H Home A Away N Neutral

Average RPI Win:	165	WON-LOST	WINNING	LAST 10	STRENGTH OF	OPP. STRENGTH	TEAM	ADJ.	CONF.	ADJ CONF.
Average RPI Loss:	47	RECORD	PCT. RANK	GAMES	SCHEDULE	OF SCHEDULE	RPI	RPI	RPI	RPI
DIV. I ONLY	12- 7	104	7-3	40	65	57	57	6	6	
DIV. I NON-CONF.	7- 4	100	2-0	19	105	59	59	6	6	
TOTALS	RPI 1-25	RPI 26-50	W-L RECORDS	RPI 51-100	RPI 101-150	RPI 150+				
12- 7	1- 3	0- 2	OVERALL	1- 1	3- 1	7- 0				
7- 3	1- 2	0- 0	HOME	0- 1	2- 0	4- 0				
3- 3	0- 1	0- 1	AWAY	0- 0	1- 1	2- 0				
2- 1	0- 0	0- 1	NEUTRAL	1- 0	0- 0	1- 0				
7- 4	0- 2	0- 1	NON-CONFERENCE	1- 0	1- 1	5- 0				
4- 2	0- 2	0- 0	HOME	0- 0	1- 0	3- 0				
1- 1	0- 0	0- 0	AWAY	0- 0	0- 1	1- 0				
2- 1	0- 0	0- 1	NEUTRAL	1- 0	0- 0	1- 0				
5- 3	1- 1	0- 1	CONFERENCE	0- 1	2- 0	2- 0				
3- 1	1- 0	0- 0	HOME	0- 1	1- 0	1- 0				
2- 2	0- 1	0- 1	AWAY	0- 0	1- 0	1- 0				
0- 0	0- 0	0- 0	NEUTRAL	0- 0	0- 0	0- 0				

RPI 1-25				RPI 26-50				RPI 51-100				Team's RPI: 57	RPI 101+			
RPI	S	Opponent	Score	RPI	S	Opponent	Score	RPI	S	Opponent	Score		RPI	S	Opponent	Score
5	H	UConn	78 92	39	A	Marquette	60 81	61	N	Vanderbilt	69 65		109	A	Butler	67 62
13	A	DePaul	68 85	40	N	Georgia Tech	54 79	91	H	Villanova	55 61		110	H	VCU	53 33
21	H	Princeton	76 78										112	H	Providence	97 55
23	H	Creighton	82 70										117	A	Lehigh	68 75
													174	N	Saint Joseph's	55 39
													207	A	Iona	89 37
													214	A	Xavier	83 61
													222	H	Lafayette	74 50
													237	H	Georgetown	79 60
													245	H	Fairfield	74 44
													268	H	Sacred Heart	95 69
LAST 10 Division I																
112	H	Providence	97 55	91	H	Villanova	55 61									
23	H	Creighton	82 70	214	A	Xavier	83 61									
39	A	Marquette	60 81	109	A	Butler	67 62									
13	A	DePaul	68 85	222	H	Lafayette	74 50									
237	H	Georgetown	79 60	207	A	Iona	89 37									

Non-Div I Games:

Seton Hall

Average RPI Win:	307	WON-LOST	WINNING	LAST 10	STRENGTH OF	OPP. STRENGTH	TEAM	ADJ.	CONF.	ADJ CONF.
Average RPI Loss:	195	RECORD	PCT. RANK	GAMES	SCHEDULE	OF SCHEDULE	RPI	RPI	RPI	RPI
DIV. I ONLY	3- 13	313	2-8	200	349	309	309	25	25	
DIV. I NON-CONF.	2- 7	288	1-2	110	349	295	295	25	25	
TOTALS	RPI 1-25	RPI 26-50	W-L RECORDS	RPI 51-100	RPI 101-150	RPI 150+				
3- 13	0- 0	0- 0	OVERALL	0- 2	0- 3	3- 8				
2- 4	0- 0	0- 0	HOME	0- 0	0- 0	2- 4				
1- 9	0- 0	0- 0	AWAY	0- 2	0- 3	1- 4				
0- 0	0- 0	0- 0	NEUTRAL	0- 0	0- 0	0- 0				
2- 7	0- 0	0- 0	NON-CONFERENCE	0- 1	0- 3	2- 3				
2- 1	0- 0	0- 0	HOME	0- 0	0- 0	2- 1				
0- 6	0- 0	0- 0	AWAY	0- 1	0- 3	0- 2				
0- 0	0- 0	0- 0	NEUTRAL	0- 0	0- 0	0- 0				
1- 6	0- 0	0- 0	CONFERENCE	0- 1	0- 0	1- 5				
0- 3	0- 0	0- 0	HOME	0- 0	0- 0	0- 3				
1- 3	0- 0	0- 0	AWAY	0- 1	0- 0	1- 2				
0- 0	0- 0	0- 0	NEUTRAL	0- 0	0- 0	0- 0				

RPI 1-25				RPI 26-50				RPI 51-100				RPI 101+				Team's RPI: 309	
RPI	S	Opponent	Score	RPI	S	Opponent	Score	RPI	S	Opponent	Score	RPI	S	Opponent	Score		
								88	A	Rider	66	70	123	A	Penn	44	92
								95	A	Colgate	51	88	132	A	Massachusetts	55	61
												144	A	Harvard	51	68	
												193	A	Fla. Atlantic	39	83	
												196	H	Binghamton	62	89	
												204	H	Quinnipiac	52	66	
												213	H	Manhattan	50	80	
												223	A	Niagara	61	68	
												245	H	Fairfield	35	65	
												268	H	Sacred Heart	68	57	
												320	H	Albany (NY)	52	46	
												333	A	Canisius	68	63	
												336	A	Fairleigh Dickinson	58	67	
												340	A	Saint Peter's	83	87	
LAST 10 Division I																	
				88	A	Rider	66	70	204	H	Quinnipiac	52	66				
				213	H	Manhattan	50	80	245	H	Fairfield	35	65				
				333	A	Canisius	68	63	336	A	Fairleigh Dickinson	58	67				
				223	A	Niagara	61	68	132	A	Massachusetts	55	61				
				340	A	Saint Peter's	83	87	320	H	Albany (NY)	52	46				

Non-Div I Games:

Siena

■ Loss,
 ■ Non-Conf,
 ■ S Site,
 ■ H Home
 ■ A Away
 N Neutral

South Alabama

Through Games Of Jan. 22, 2020

Average RPI Win:	260	WON-LOST	WINNING	LAST 10	STRENGTH OF	OPP. STRENGTH	TEAM	ADJ.	CONF.	ADJ CONF.
Average RPI Loss:	137	RECORD	PCT. RANK	GAMES	SCHEDULE	OF SCHEDULE	RPI	RPI	RPI	RPI
DIV. I ONLY	7- 9	208	5-5	259	181	247	247	22	22	
DIV. I NON-CONF.	3- 7	252	1-3	220	74	278	278	22	22	
TOTALS	RPI 1-25	RPI 26-50	W-L RECORDS	RPI 51-100	RPI 101-150	RPI 150+				
7- 9	0- 0	0- 1	OVERALL	0- 1	2- 3	5- 4				
4- 5	0- 0	0- 1	HOME	0- 1	1- 2	3- 1				
3- 4	0- 0	0- 0	AWAY	0- 0	1- 1	2- 3				
0- 0	0- 0	0- 0	NEUTRAL	0- 0	0- 0	0- 0				
3- 7	0- 0	0- 1	NON-CONFERENCE	0- 1	2- 1	1- 4				
2- 4	0- 0	0- 1	HOME	0- 1	1- 1	1- 1				
1- 3	0- 0	0- 0	AWAY	0- 0	1- 0	0- 3				
0- 0	0- 0	0- 0	NEUTRAL	0- 0	0- 0	0- 0				
4- 2	0- 0	0- 0	CONFERENCE	0- 0	0- 2	4- 0				
2- 1	0- 0	0- 0	HOME	0- 0	0- 1	2- 0				
2- 1	0- 0	0- 0	AWAY	0- 0	0- 1	2- 0				
0- 0	0- 0	0- 0	NEUTRAL	0- 0	0- 0	0- 0				

RPI S	Opponent	Score	RPI S	Opponent	Score	RPI S	Opponent	Score	RPI S	Opponent	Score	Team's RPI: 247
			35 H Rutgers	56 77		63 H Alabama	62 74		106 H Coastal Caro.	62 71		
									118 A Tulane	62 53		
									130 A Louisiana	68 73		
									146 H Auburn	62 82		
									148 H A&M-Corpus Christi	83 82		
									156 A UAB	61 77		
									175 A Southern Miss.	55 62		
									194 H Miami (OH)	73 76		
									232 A ETSU	60 65		
									267 H Appalachian St.	81 66		
									295 A Ga. Southern	71 65		
									316 A Georgia St.	81 64		
									331 H Tennessee St.	70 48		
									346 H La.-Monroe	72 63		
LAST 10 Division I												
295 A Ga. Southern	71 65	267 H Appalachian St.	81 66									
316 A Georgia St.	81 64	232 A ETSU	60 65									
346 H La.-Monroe	72 63	175 A Southern Miss.	55 62									
130 A Louisiana	68 73	118 A Tulane	62 53									
106 H Coastal Caro.	62 71	146 H Auburn	62 82									

Non-Div I Games: William Carey 68 52 Mobile 103 59

South Alabama

Loss, Non-Conf, S Site, H Home A Away N Neutral

South Carolina

Through Games Of Jan. 22, 2020

Average RPI Win:	99	WON-LOST	WINNING	LAST 10	STRENGTH OF	OPP. STRENGTH	TEAM	ADJ.	CONF.	ADJ CONF.
Average RPI Loss:	12	RECORD	PCT. RANK	GAMES	SCHEDULE	OF SCHEDULE	RPI	RPI	RPI	RPI
DIV. I ONLY	18- 1	1	10-0	11	3	2	2	4	4	
DIV. I NON-CONF.	12- 1	9	4-0	46	8	7	7	5	5	
TOTALS	RPI 1-25	RPI 26-50	W-L RECORDS	RPI 51-100	RPI 101-150	RPI 150+				
18- 1	5- 1	3- 0	OVERALL	5- 0	1- 0	4- 0				
9- 0	3- 0	3- 0	HOME	0- 0	0- 0	3- 0				
7- 0	1- 0	0- 0	AWAY	4- 0	1- 0	1- 0				
2- 1	1- 1	0- 0	NEUTRAL	1- 0	0- 0	0- 0				
12- 1	3- 1	2- 0	NON-CONFERENCE	3- 0	0- 0	4- 0				
6- 0	1- 0	2- 0	HOME	0- 0	0- 0	3- 0				
4- 0	1- 0	0- 0	AWAY	2- 0	0- 0	1- 0				
2- 1	1- 1	0- 0	NEUTRAL	1- 0	0- 0	0- 0				
6- 0	2- 0	1- 0	CONFERENCE	2- 0	1- 0	0- 0				
3- 0	2- 0	1- 0	HOME	0- 0	0- 0	0- 0				
3- 0	0- 0	0- 0	AWAY	2- 0	1- 0	0- 0				
0- 0	0- 0	0- 0	NEUTRAL	0- 0	0- 0	0- 0				

RPI S	Opponent	Score	RPI S	Opponent	Score	RPI S	Opponent	Score	RPI S	Opponent	Score
11 N	Baylor	74 59	37 H	Arkansas	91 82	56 A	Temple	78 71	147 A	Missouri	78 45
12 N	Indiana	57 71	43 H	South Dakota	73 60	61 A	Vanderbilt	93 57	171 A	Clemson	84 48
14 H	Mississippi St.	81 79	49 H	Duke	89 46	63 A	Alabama	93 78	267 H	Appalachian St.	92 50
16 A	Maryland	63 54				74 N	Washington St.	68 53	310 H	Alabama St.	103 43
20 H	Kentucky	99 72				87 A	Dayton	75 49	335 H	USC Upstate	112 32
25 H	Purdue	85 49									
LAST 10 Division I											
14 H	Mississippi St.	81 79	20 H	Kentucky	99 72						
147 A	Missouri	78 45	43 H	South Dakota	73 60						
61 A	Vanderbilt	93 57	49 H	Duke	89 46						
37 H	Arkansas	91 82	25 H	Purdue	85 49						
63 A	Alabama	93 78	56 A	Temple	78 71						

Non-Div I Games:

South Carolina

Loss, Non-Conf, S Site, H Home A Away N Neutral

Season Carolina B.C.				Through Games of Sun. 11/7/1910						
Average RPI Win:	332	WON-LOST	WINNING	LAST 10	STRENGTH OF	OPP. STRENGTH	TEAM	ADJ.	CONF.	ADJ CONF.
Average RPI Loss:	250	RECORD	PCT. RANK	GAMES	SCHEDULE	OF SCHEDULE	RPI	RPI	RPI	RPI
DIV. I ONLY	3- 15	321	2-8	349	346	349	349	30	30	
DIV. I NON-CONF.	1- 12	335	0-5	327	343	347	347	31	31	
TOTALS	RPI 1-25	RPI 26-50	W-L RECORDS	RPI 51-100	RPI 101-150	RPI 150+				
3- 15	0- 0	0- 0	OVERALL	0- 0	0- 1	3- 14				
1- 6	0- 0	0- 0	HOME	0- 0	0- 0	1- 6				
2- 8	0- 0	0- 0	AWAY	0- 0	0- 1	2- 7				
0- 1	0- 0	0- 0	NEUTRAL	0- 0	0- 0	0- 1				
1- 12	0- 0	0- 0	NON-CONFERENCE	0- 0	0- 1	1- 11				
0- 5	0- 0	0- 0	HOME	0- 0	0- 0	0- 5				
1- 6	0- 0	0- 0	AWAY	0- 0	0- 1	1- 5				
0- 1	0- 0	0- 0	NEUTRAL	0- 0	0- 0	0- 1				
2- 3	0- 0	0- 0	CONFERENCE	0- 0	0- 0	2- 3				
1- 1	0- 0	0- 0	HOME	0- 0	0- 0	1- 1				
1- 2	0- 0	0- 0	AWAY	0- 0	0- 0	1- 2				
0- 0	0- 0	0- 0	NEUTRAL	0- 0	0- 0	0- 0				

RPI 1-25				RPI 26-50				RPI 51-100				RPI 101+				Team's RPI: 349	
RPI	S	Opponent	Score	RPI	S	Opponent	Score	RPI	S	Opponent	Score	RPI	S	Opponent	Score		
												106	A	Coastal Caro.	44	85	
												161	N	North Ala.	46	99	
												186	A	UNLV	57	66	
												190	H	North Dakota	53	95	
												234	A	Howard	47	78	
												242	A	UNCW	46	84	
												243	H	Col. of Charleston	55	76	
												248	H	Radford	45	60	
												249	A	UNC Asheville	51	82	
												265	A	Morgan St.	47	77	
												300	H	Presbyterian	49	70	
												316	A	Georgia St.	52	77	
												323	H	UMES	60	55	
												324	H	Mercer	55	66	
												332	A	Charleston So.	81	75	
												335	A	USC Upstate	47	58	
												342	A	Coppin St.	71	60	
												350	H	Florida A&M	39	44	
LAST 10 Division I																	
				323	H	UMES	60 55	106	A	Coastal Caro.	44 85						
				350	H	Florida A&M	39 44	161	N	North Ala.	46 99						
				234	A	Howard	47 78	316	A	Georgia St.	52 77						
				265	A	Morgan St.	47 77	335	A	USC Upstate	47 58						
				342	A	Coppin St.	71 60	249	A	UNC Asheville	51 82						

Non-Div I Games:

South Carolina St.

■ Loss, ■ Non-Conf, S Site, H Home A Away N Neutral

South Dakota

Through Games Of Jan. 22, 2020

Average RPI Win:	179	WON-LOST	WINNING	LAST 10	STRENGTH OF	OPP. STRENGTH	TEAM	ADJ.	CONF.	ADJ CONF.
Average RPI Loss:	3	RECORD	PCT. RANK	GAMES	SCHEDULE	OF SCHEDULE	RPI	RPI	RPI	RPI
DIV. I ONLY	16- 2	11	9-1	199	27	43	43	19	19	
DIV. I NON-CONF.	10- 2	30	3-1	95	3	23	23	19	19	
TOTALS	RPI 1-25	RPI 26-50	W-L RECORDS	RPI 51-100	RPI 101-150	RPI 150+				
16- 2	1- 2	2- 0	OVERALL	1- 0	3- 0	9- 0				
8- 1	1- 1	1- 0	HOME	1- 0	1- 0	4- 0				
6- 1	0- 1	0- 0	AWAY	0- 0	2- 0	4- 0				
2- 0	0- 0	1- 0	NEUTRAL	0- 0	0- 0	1- 0				
10- 2	1- 2	2- 0	NON-CONFERENCE	0- 0	3- 0	4- 0				
5- 1	1- 1	1- 0	HOME	0- 0	1- 0	2- 0				
3- 1	0- 1	0- 0	AWAY	0- 0	2- 0	1- 0				
2- 0	0- 0	1- 0	NEUTRAL	0- 0	0- 0	1- 0				
6- 0	0- 0	0- 0	CONFERENCE	1- 0	0- 0	5- 0				
3- 0	0- 0	0- 0	HOME	1- 0	0- 0	2- 0				
3- 0	0- 0	0- 0	AWAY	0- 0	0- 0	3- 0				
0- 0	0- 0	0- 0	NEUTRAL	0- 0	0- 0	0- 0				

RPI 1-25				RPI 26-50				Team's RPI: 43				RPI 51-100				RPI 101+			
RPI	S	Opponent	Score	RPI	S	Opponent	Score	RPI	S	Opponent	Score	RPI	S	Opponent	Score	RPI	S	Opponent	Score
2	A	South Carolina	60 73	28	N	Ohio St.	68 53	81	H	South Dakota St.	83 48	113	A	Utah	84 81				
3	H	Missouri St.	66 74	38	H	Drake	102 94					134	A	Northeastern	80 76				
23	H	Creighton	72 65									147	H	Missouri	72 56				
												165	H	Montana	96 64				
												182	A	Green Bay	66 60				
												195	N	Northern Ill.	91 48				
												216	A	Western Ill.	96 65				
												278	H	Omaha	77 44				
												292	A	North Dakota St.	80 36				
												296	H	Denver	104 61				
												329	A	Purdue Fort Wayne	62 41				
												342	H	Coppin St.	82 44				
LAST 10 Division I																			
				81	H	South Dakota St.	83 48	216	A	Western Ill.	96 65								
				292	A	North Dakota St.	80 36	2	A	South Carolina	60 73								
				278	H	Omaha	77 44	165	H	Montana	96 64								
				296	H	Denver	104 61	342	H	Coppin St.	82 44								
				329	A	Purdue Fort Wayne	62 41	23	H	Creighton	72 65								

Non-Div I Games: Mt. Marty 110 39

South Dakota

Loss, Non-Conf, S Site, H Home A Away N Neutral

Average RPI Win:	218	WON-LOST	WINNING	LAST 10	STRENGTH OF	OPP. STRENGTH	TEAM	ADJ.	CONF.	ADJ CONF.
Average RPI Loss:	29	RECORD	PCT. RANK	GAMES	SCHEDULE	OF SCHEDULE	RPI	RPI	RPI	RPI
DIV. I ONLY	13- 7	91	7-3	115	81	81	81	19	19	
DIV. I NON-CONF.	7- 6	161	1-2	72	10	92	92	19	19	
TOTALS	RPI 1-25	RPI 26-50	W-L RECORDS	RPI 51-100	RPI 101-150	RPI 150+				
13- 7	0- 3	0- 4	OVERALL	1- 0	2- 0	10- 0				
7- 2	0- 1	0- 1	HOME	0- 0	1- 0	6- 0				
4- 4	0- 2	0- 2	AWAY	0- 0	0- 0	4- 0				
2- 1	0- 0	0- 1	NEUTRAL	1- 0	1- 0	0- 0				
7- 6	0- 3	0- 3	NON-CONFERENCE	1- 0	2- 0	4- 0				
4- 2	0- 1	0- 1	HOME	0- 0	1- 0	3- 0				
1- 3	0- 2	0- 1	AWAY	0- 0	0- 0	1- 0				
2- 1	0- 0	0- 1	NEUTRAL	1- 0	1- 0	0- 0				
6- 1	0- 0	0- 1	CONFERENCE	0- 0	0- 0	6- 0				
3- 0	0- 0	0- 0	HOME	0- 0	0- 0	3- 0				
3- 1	0- 0	0- 1	AWAY	0- 0	0- 0	3- 0				
0- 0	0- 0	0- 0	NEUTRAL	0- 0	0- 0	0- 0				

RPI 1-25				RPI 26-50				RPI 51-100 Team's RPI: 81				RPI 101+			
RPI	S	Opponent	Score	RPI	S	Opponent	Score	RPI	S	Opponent	Score	RPI	S	Opponent	Score
7	A	Oregon	56 95	30	N	FGCU	70 71	85	N	South Fla.	61 50	116	H	Montana St.	60 50
22	H	Central Mich.	74 79	38	A	Drake	67 74					121	N	Notre Dame	65 59
23	A	Creighton	48 61	39	H	Marquette	58 65					182	A	Green Bay	60 55
				43	A	South Dakota	48 83					190	H	North Dakota	99 64
LAST 10 Division I															
				43	A	South Dakota	48 83	255	H	Oral Roberts	58 44				
				190	H	North Dakota	99 64	278	A	Omaha	68 51				
				329	A	Purdue Fort Wayne	100 69	182	A	Green Bay	60 55				
				296	A	Denver	86 79	39	H	Marquette	58 65				
				216	H	Western Ill.	75 45	22	H	Central Mich.	74 79				

Non-Div I Games: Dakota Wesleyan 77 46

South Dakota St.

■ Loss,
 ■ Non-Conf,
 ■ S Site,
 ■ H Home
 ■ A Away
 N Neutral

Average RPI Win:	180	WON-LOST	WINNING	LAST 10	STRENGTH OF	OPP. STRENGTH	TEAM	ADJ.	CONF.	ADJ CONF.
Average RPI Loss:	70	RECORD	PCT. RANK	GAMES	SCHEDULE	OF SCHEDULE	RPI	RPI	RPI	RPI
DIV. I ONLY	11- 8	132	6-4	45	94	85	85	9	9	
DIV. I NON-CONF.	8- 6	138	3-2	42	137	100	100	8	8	
TOTALS	RPI 1-25	RPI 26-50	W-L RECORDS	RPI 51-100	RPI 101-150	RPI 150+				
11- 8	0- 2	1- 1	OVERALL	0- 3	3- 1	7- 1				
9- 1	0- 0	1- 0	HOME	0- 1	3- 0	5- 0				
2- 3	0- 1	0- 0	AWAY	0- 1	0- 0	2- 1				
0- 4	0- 1	0- 1	NEUTRAL	0- 1	0- 1	0- 0				
8- 6	0- 2	1- 1	NON-CONFERENCE	0- 1	2- 1	5- 1				
8- 0	0- 0	1- 0	HOME	0- 0	2- 0	5- 0				
0- 2	0- 1	0- 0	AWAY	0- 0	0- 0	0- 1				
0- 4	0- 1	0- 1	NEUTRAL	0- 1	0- 1	0- 0				
3- 2	0- 0	0- 0	CONFERENCE	0- 2	1- 0	2- 0				
1- 1	0- 0	0- 0	HOME	0- 1	1- 0	0- 0				
2- 1	0- 0	0- 0	AWAY	0- 1	0- 0	2- 0				
0- 0	0- 0	0- 0	NEUTRAL	0- 0	0- 0	0- 0				

RPI 1-25				RPI 26-50				RPI 51-100 Team's RPI: 85				RPI 101+			
RPI	S	Opponent	Score	RPI	S	Opponent	Score	RPI	S	Opponent	Score	RPI	S	Opponent	Score
11	A	Baylor	46 58	30	N	FGCU	77 81	56	A	Temple	66 69	110	H	VCU	77 55
14	N	Mississippi St.	61 86	45	H	Texas	64 57	64	H	UCF	57 64	114	H	Cincinnati	76 68
								81	N	South Dakota St.	50 61	121	N	Notre Dame	51 67
												122	H	Idaho	67 64
												152	A	Wichita St.	56 50
												186	A	UNLV	51 61
												203	A	Tulsa	68 52
												226	H	Brown	70 60
												227	H	Saint Francis (PA)	62 23
												234	H	Howard	82 53
												235	H	Jacksonville	70 39
												310	H	Alabama St.	80 29
LAST 10 Division I															
152	A	Wichita St.	56 50	226	H	Brown	70 60								
64	H	UCF	57 64	186	A	UNLV	51 61								
56	A	Temple	66 69	14	N	Mississippi St.	61 86								
203	A	Tulsa	68 52	122	H	Idaho	67 64								
114	H	Cincinnati	76 68	310	H	Alabama St.	80 29								

Non-Div I Games:

South Fla.

Average RPI Win:	234	WON-LOST	WINNING	LAST 10	STRENGTH OF	OPP. STRENGTH	TEAM	ADJ.	CONF.	ADJ CONF.
Average RPI Loss:	158	RECORD	PCT. RANK	GAMES	SCHEDULE	OF SCHEDULE	RPI	RPI	RPI	RPI
DIV. I ONLY	10- 5	71	7-3	333	149	176	176	18	18	
DIV. I NON-CONF.	6- 3	90	3-1	340	157	167	167	21	21	
TOTALS	RPI 1-25	RPI 26-50	W-L RECORDS	RPI 51-100	RPI 101-150	RPI 150+				
10- 5	0- 0	0- 0	OVERALL	1- 1	2- 1	7- 3				
5- 1	0- 0	0- 0	HOME	1- 1	1- 0	3- 0				
5- 4	0- 0	0- 0	AWAY	0- 0	1- 1	4- 3				
0- 0	0- 0	0- 0	NEUTRAL	0- 0	0- 0	0- 0				
6- 3	0- 0	0- 0	NON-CONFERENCE	1- 0	0- 1	5- 2				
2- 0	0- 0	0- 0	HOME	1- 0	0- 0	1- 0				
4- 3	0- 0	0- 0	AWAY	0- 0	0- 1	4- 2				
0- 0	0- 0	0- 0	NEUTRAL	0- 0	0- 0	0- 0				
4- 2	0- 0	0- 0	CONFERENCE	0- 1	2- 0	2- 1				
3- 1	0- 0	0- 0	HOME	0- 1	1- 0	2- 0				
1- 1	0- 0	0- 0	AWAY	0- 0	1- 0	0- 1				
0- 0	0- 0	0- 0	NEUTRAL	0- 0	0- 0	0- 0				

RPI 1-25				RPI 26-50				RPI 51-100				RPI 101+				Team's RPI: 176	
RPI	S	Opponent	Score	RPI	S	Opponent	Score	RPI	S	Opponent	Score	RPI	S	Opponent	Score		
								69	H	Southern Ill.	79 65	102	A	Saint Louis	61	76	
								86	H	Belmont	45 57						
												149	A	Austin Peay	79 66		
												149	H	Austin Peay	81 43		
												181	A	Eastern Mich.	64 69		
												205	A	Murray St.	62 70		
												205	H	Murray St.	88 73		
												216	A	Western Ill.	91 97		
												238	A	Arkansas St.	79 67		
												272	A	Indiana St.	68 58		
												275	A	Ole Miss	70 53		
												327	H	Evansville	83 60		
												329	A	Purdue Fort Wayne	58 48		
												331	H	Tennessee St.	83 54		
LAST 10 Division I																	
				205	H	Murray St.	88 73					149	A	Austin Peay	79 66		
				149	H	Austin Peay	81 43					272	A	Indiana St.	68 58		
				331	H	Tennessee St.	83 54					216	A	Western Ill.	91 97		
				86	H	Belmont	45 57					275	A	Ole Miss	70 53		
				205	A	Murray St.	62 70					69	H	Southern Ill.	79 65		

Non-Div I Games: Harris-Stowe 106 64 Mo.-St. Louis 70 56

Southeast Mo. St.

Loss, Non-Conf, S Site, H Home A Away N Neutral

Southeastern La.

Through Games Of Jan. 22, 2020

Average RPI Win:	259	WON-LOST	WINNING	LAST 10	STRENGTH OF	OPP. STRENGTH	TEAM	ADJ.	CONF.	ADJ CONF.
Average RPI Loss:	157	RECORD	PCT. RANK	GAMES	SCHEDULE	OF SCHEDULE	RPI	RPI	RPI	RPI
DIV. I ONLY	5- 11	269	3-7	185	282	240	240	24	24	
DIV. I NON-CONF.	2- 6	279	0-2	139	235	213	213	23	23	
TOTALS	RPI 1-25	RPI 26-50	W-L RECORDS	RPI 51-100	RPI 101-150	RPI 150+				
5- 11	0- 1	0- 0	OVERALL	0- 2	1- 2	4- 6				
2- 3	0- 0	0- 0	HOME	0- 0	1- 0	1- 3				
3- 8	0- 1	0- 0	AWAY	0- 2	0- 2	3- 3				
0- 0	0- 0	0- 0	NEUTRAL	0- 0	0- 0	0- 0				
2- 6	0- 1	0- 0	NON-CONFERENCE	0- 1	0- 1	2- 3				
1- 0	0- 0	0- 0	HOME	0- 0	0- 0	1- 0				
1- 6	0- 1	0- 0	AWAY	0- 1	0- 1	1- 3				
0- 0	0- 0	0- 0	NEUTRAL	0- 0	0- 0	0- 0				
3- 5	0- 0	0- 0	CONFERENCE	0- 1	1- 1	2- 3				
1- 3	0- 0	0- 0	HOME	0- 0	1- 0	0- 3				
2- 2	0- 0	0- 0	AWAY	0- 1	0- 1	2- 0				
0- 0	0- 0	0- 0	NEUTRAL	0- 0	0- 0	0- 0				

RPI 1-25				RPI 26-50				RPI 51-100				RPI 101+ Team's RPI: 240			
RPI	S	Opponent	Score	RPI	S	Opponent	Score	RPI	S	Opponent	Score	RPI	S	Opponent	Score
24	A	LSU	52 62					63	A	Alabama	50 87	130	A	Louisiana	50 60
								94	A	Abilene Christian	53 61	148	H	A&M-Corpus Christi	48 44
												150	A	SFA	51 77
												158	A	Houston	65 78
												159	H	Sam Houston St.	69 84
												163	H	Jackson St.	63 59
												175	A	Southern Miss.	54 62
												219	H	Lamar University	57 65
												259	A	Louisiana Tech	78 92
												293	H	Nicholls St.	65 67
												314	A	Houston Baptist	69 59
												326	A	McNeese	74 67
												346	A	La.-Monroe	65 52
LAST 10 Division I															
326	A	McNeese	74 67	150	A	SFA	51 77								
94	A	Abilene Christian	53 61	63	A	Alabama	50 87								
293	H	Nicholls St.	65 67	314	A	Houston Baptist	69 59								
159	H	Sam Houston St.	69 84	219	H	Lamar University	57 65								
148	H	A&M-Corpus Christi	48 44	259	A	Louisiana Tech	78 92								

Non-Div I Games: LSU-Alexandria 89 67

Southeastern La.

Loss, Non-Conf, S Site, H Home A Away N Neutral

Average RPI Win:	186	WON-LOST	WINNING	LAST 10	STRENGTH OF	OPP. STRENGTH	TEAM	ADJ.	CONF.	ADJ CONF.
Average RPI Loss:	75	RECORD	PCT. RANK	GAMES	SCHEDULE	OF SCHEDULE	RPI	RPI	RPI	RPI
DIV. I ONLY	9- 8	162	5-5	26	84	82	82	1	1	
DIV. I NON-CONF.	8- 3	68	4-0	176	155	94	94	1	1	
TOTALS	RPI 1-25	RPI 26-50	W-L RECORDS	RPI 51-100	RPI 101-150	RPI 150+				
9- 8	1- 2	1- 3	OVERALL	1- 1	0- 1	6- 1				
6- 3	1- 1	1- 2	HOME	0- 0	0- 0	4- 0				
2- 4	0- 1	0- 1	AWAY	0- 0	0- 1	2- 1				
1- 1	0- 0	0- 0	NEUTRAL	1- 1	0- 0	0- 0				
8- 3	0- 1	1- 0	NON-CONFERENCE	1- 1	0- 0	6- 1				
5- 1	0- 1	1- 0	HOME	0- 0	0- 0	4- 0				
2- 1	0- 0	0- 0	AWAY	0- 0	0- 0	2- 1				
1- 1	0- 0	0- 0	NEUTRAL	1- 1	0- 0	0- 0				
1- 5	1- 1	0- 3	CONFERENCE	0- 0	0- 1	0- 0				
1- 2	1- 0	0- 2	HOME	0- 0	0- 0	0- 0				
0- 3	0- 1	0- 1	AWAY	0- 0	0- 1	0- 0				
0- 0	0- 0	0- 0	NEUTRAL	0- 0	0- 0	0- 0				

RPI 1-25				RPI 26-50				RPI 51-100				RPI 101+			
RPI	S	Opponent	Score	RPI	S	Opponent	Score	RPI	S	Opponent	Score	RPI	S	Opponent	Score
9	A	UCLA	59 83	27	H	Arizona St.	54 63	60	N	Nebraska	54 67	113	A	Utah	65 67
9	H	UCLA	70 68	34	H	Virginia	59 49	63	N	Alabama	60 57	186	H	UNLV	75 54
19	H	Texas A&M	64 74	41	H	Arizona	57 65					236	A	UC Riverside	76 59
				50	A	Colorado	53 66					256	A	CSUN	69 53
												280	A	UC Santa Barbara	46 57
												281	H	Long Beach St.	57 40
												287	H	Nevada	50 47
												322	H	UTRGV	80 43
LAST 10 Division I															
9	H	UCLA	70 68	9	A	UCLA	59 83	281	H	Long Beach St.	57 40				
113	A	Utah	65 67	50	A	Colorado	53 66	287	H	Nevada	50 47				
27	H	Arizona St.	54 63	41	H	Arizona	57 65	322	H	UTRGV	80 43				
								186	H	UNLV	75 54				

Non-Div I Games:

Southern California

■ Loss,
 ■ Non-Conf,
 ■ S Site,
 ■ H Home
 ■ A Away
 N Neutral

Season 111				Through Games of Jan. 11, 1916						
Average RPI Win:	162	WON-LOST	WINNING	LAST 10	STRENGTH OF	OPP. STRENGTH	TEAM	ADJ.	CONF.	ADJ CONF.
Average RPI Loss:	98	RECORD	PCT. RANK	GAMES	SCHEDULE	OF SCHEDULE	RPI	RPI	RPI	RPI
DIV. I ONLY	10- 6	107	6-4	54	148	69	69	7	7	
DIV. I NON-CONF.	8- 3	68	4-1	143	230	72	72	7	7	
TOTALS	RPI 1-25	RPI 26-50	W-L RECORDS	RPI 51-100	RPI 101-150	RPI 150+				
10- 6	1- 0	0- 1	OVERALL	1- 3	2- 0	6- 2				
5- 3	1- 0	0- 1	HOME	1- 1	2- 0	1- 1				
4- 3	0- 0	0- 0	AWAY	0- 2	0- 0	4- 1				
1- 0	0- 0	0- 0	NEUTRAL	0- 0	0- 0	1- 0				
8- 3	0- 0	0- 0	NON-CONFERENCE	1- 1	2- 0	5- 2				
4- 1	0- 0	0- 0	HOME	1- 0	2- 0	1- 1				
3- 2	0- 0	0- 0	AWAY	0- 1	0- 0	3- 1				
1- 0	0- 0	0- 0	NEUTRAL	0- 0	0- 0	1- 0				
2- 3	1- 0	0- 1	CONFERENCE	0- 2	0- 0	1- 0				
1- 2	1- 0	0- 1	HOME	0- 1	0- 0	0- 0				
1- 1	0- 0	0- 0	AWAY	0- 1	0- 0	1- 0				
0- 0	0- 0	0- 0	NEUTRAL	0- 0	0- 0	0- 0				

RPI 1-25				RPI 26-50				RPI 51-100				Team's RPI: 69				RPI 101+			
RPI	S	Opponent	Score	RPI	S	Opponent	Score	RPI	S	Opponent	Score	RPI	S	Opponent	Score	RPI	S	Opponent	Score
3	H	Missouri St.	70 68	38	H	Drake	65 73	51	H	UNI	57 60	102	H	Saint Louis	61 53				
								53	A	IUPUI	78 81	142	H	Tennessee Tech	76 65				
								68	H	UT Martin	70 59	168	H	Memphis	66 70				
								99	A	Loyola Chicago	49 51	176	A	Southeast Mo. St.	65 79				
												181	A	Eastern Mich.	85 54				
												184	A	Valparaiso	67 51				
												195	A	Northern Ill.	80 61				
												205	H	Murray St.	76 66				
												216	N	Western Ill.	79 65				
												325	A	SIUE	103 67				
LAST 10 Division I																			
3	H	Missouri St.	70 68	195	A	Northern Ill.	80 61												
38	H	Drake	65 73	216	N	Western Ill.	79 65												
51	H	UNI	57 60	205	H	Murray St.	76 66												
99	A	Loyola Chicago	49 51	176	A	Southeast Mo. St.	65 79												
184	A	Valparaiso	67 51	68	H	UT Martin	70 59												

Non-Div I Games:

Southern Ill.

Loss, Non-Conf, S Site, H Home A Away N Neutral

Average RPI Win:	263	WON-LOST	WINNING	LAST 10	STRENGTH OF	OPP. STRENGTH	TEAM	ADJ.	CONF.	ADJ CONF.
Average RPI Loss:	125	RECORD	PCT. RANK	GAMES	SCHEDULE	OF SCHEDULE	RPI	RPI	RPI	RPI
DIV. I ONLY	9- 5	102	6-4	246	245	175	175	13	13	
DIV. I NON-CONF.	6- 3	90	3-2	283	228	176	176	14	14	
TOTALS	RPI 1-25	RPI 26-50	W-L RECORDS	RPI 51-100	RPI 101-150	RPI 150+				
9- 5	0- 1	0- 0	OVERALL	0- 0	1- 2	8- 2				
7- 2	0- 0	0- 0	HOME	0- 0	1- 1	6- 1				
2- 3	0- 1	0- 0	AWAY	0- 0	0- 1	2- 1				
0- 0	0- 0	0- 0	NEUTRAL	0- 0	0- 0	0- 0				
6- 3	0- 1	0- 0	NON-CONFERENCE	0- 0	1- 1	5- 1				
5- 1	0- 0	0- 0	HOME	0- 0	1- 1	4- 0				
1- 2	0- 1	0- 0	AWAY	0- 0	0- 0	1- 1				
0- 0	0- 0	0- 0	NEUTRAL	0- 0	0- 0	0- 0				
3- 2	0- 0	0- 0	CONFERENCE	0- 0	0- 1	3- 1				
2- 1	0- 0	0- 0	HOME	0- 0	0- 0	2- 1				
1- 1	0- 0	0- 0	AWAY	0- 0	0- 1	1- 0				
0- 0	0- 0	0- 0	NEUTRAL	0- 0	0- 0	0- 0				

RPI 1-25				RPI 26-50				RPI 51-100				RPI 101+ Team's RPI: 175			
RPI	S	Opponent	Score	RPI	S	Opponent	Score	RPI	S	Opponent	Score	RPI	S	Opponent	Score
14	A	Mississippi St.	58 91									110	H	VCU	51 39
												118	H	Tulane	58 62
												126	A	Rice	64 75
												158	A	Houston	60 75
												208	H	UTEP	72 89
												240	H	Southeastern La.	62 54
												246	A	North Texas	65 57
												247	H	South Alabama	62 55
												259	H	Louisiana Tech	66 60
												275	H	Ole Miss	59 53
												291	H	UTSA	82 65
												346	A	La.-Monroe	57 42
												351	H	Mississippi Val.	84 80
LAST 10 Division I															
126	A	Rice	64 75	158	A	Houston	60 75								
246	A	North Texas	65 57	247	H	South Alabama	62 55								
291	H	UTSA	82 65	118	H	Tulane	58 62								
208	H	UTEP	72 89	110	H	VCU	51 39								
259	H	Louisiana Tech	66 60	351	H	Mississippi Val.	84 80								

Non-Div I Games: Faulkner 71 59 William Carey 77 47

Southern Miss.

Average RPI Win:	323	WON-LOST	WINNING	LAST 10	STRENGTH OF	OPP. STRENGTH	TEAM	ADJ.	CONF.	ADJ CONF.
Average RPI Loss:	100	RECORD	PCT. RANK	GAMES	SCHEDULE	OF SCHEDULE	RPI	RPI	RPI	RPI
DIV. I ONLY	4- 11	287	4-6	225	129	239	239	31	31	
DIV. I NON-CONF.	0- 9	338	0-4	15	36	249	249	27	27	
TOTALS	RPI 1-25	RPI 26-50	W-L RECORDS	RPI 51-100	RPI 101-150	RPI 150+				
4- 11	0- 0	0- 3	OVERALL	0- 4	0- 1	4- 3				
1- 1	0- 0	0- 0	HOME	0- 0	0- 0	1- 1				
3- 8	0- 0	0- 3	AWAY	0- 3	0- 1	3- 1				
0- 2	0- 0	0- 0	NEUTRAL	0- 1	0- 0	0- 1				
0- 9	0- 0	0- 3	NON-CONFERENCE	0- 3	0- 1	0- 2				
0- 0	0- 0	0- 0	HOME	0- 0	0- 0	0- 0				
0- 7	0- 0	0- 3	AWAY	0- 2	0- 1	0- 1				
0- 2	0- 0	0- 0	NEUTRAL	0- 1	0- 0	0- 1				
4- 2	0- 0	0- 0	CONFERENCE	0- 1	0- 0	4- 1				
1- 1	0- 0	0- 0	HOME	0- 0	0- 0	1- 1				
3- 1	0- 0	0- 0	AWAY	0- 1	0- 0	3- 0				
0- 0	0- 0	0- 0	NEUTRAL	0- 0	0- 0	0- 0				

RPI 1-25				RPI 26-50				RPI 51-100				RPI 101+				Team's RPI: 239	
RPI	S	Opponent	Score	RPI	S	Opponent	Score	RPI	S	Opponent	Score	RPI	S	Opponent	Score		
				35	A	Rutgers	58 78	60	A	Nebraska	39 73	124	A	Fordham	52 65		
				36	A	Oklahoma St.	59 72	66	A	Iowa St.	36 69	152	A	Wichita St.	63 69		
				45	A	Texas	39 93	74	N	Washington St.	54 69	163	H	Jackson St.	51 72		
								97	A	Texas Southern	56 61	249	N	UNC Asheville	34 53		
												299	A	Prairie View	68 48		
												303	A	Ark.-Pine Bluff	70 43		
												337	H	Grambling	81 57		
												351	A	Mississippi Val.	84 54		
LAST 10 Division I																	
				351	A	Mississippi Val.	84 54	97	A	Texas Southern	56 61						
				303	A	Ark.-Pine Bluff	70 43	249	N	UNC Asheville	34 53						
				163	H	Jackson St.	51 72	74	N	Washington St.	54 69						
				337	H	Grambling	81 57	36	A	Oklahoma St.	59 72						
				299	A	Prairie View	68 48	124	A	Fordham	52 65						

Non-Div I Games: Tougaloo 100 39 Wiley 78 55

Southern U.

Southern Utah

Through Games Of Jan. 22, 2020

Average RPI Win:	241	WON-LOST	WINNING	LAST 10	STRENGTH OF	OPP. STRENGTH	TEAM	ADJ.	CONF.	ADJ CONF.
Average RPI Loss:	201	RECORD	PCT. RANK	GAMES	SCHEDULE	OF SCHEDULE	RPI	RPI	RPI	RPI
DIV. I ONLY	8- 7	160	5-5	257	280	192	192	21	21	
DIV. I NON-CONF.	6- 3	90	3-1	239	289	126	126	17	17	
TOTALS	RPI 1-25	RPI 26-50	W-L RECORDS	RPI 51-100	RPI 101-150	RPI 150+				
8- 7	0- 1	0- 0	OVERALL	0- 0	0- 1	8- 5				
7- 0	0- 0	0- 0	HOME	0- 0	0- 0	7- 0				
1- 7	0- 1	0- 0	AWAY	0- 0	0- 1	1- 5				
0- 0	0- 0	0- 0	NEUTRAL	0- 0	0- 0	0- 0				
6- 3	0- 1	0- 0	NON-CONFERENCE	0- 0	0- 0	6- 2				
5- 0	0- 0	0- 0	HOME	0- 0	0- 0	5- 0				
1- 3	0- 1	0- 0	AWAY	0- 0	0- 0	1- 2				
0- 0	0- 0	0- 0	NEUTRAL	0- 0	0- 0	0- 0				
2- 4	0- 0	0- 0	CONFERENCE	0- 0	0- 1	2- 3				
2- 0	0- 0	0- 0	HOME	0- 0	0- 0	2- 0				
0- 4	0- 0	0- 0	AWAY	0- 0	0- 1	0- 3				
0- 0	0- 0	0- 0	NEUTRAL	0- 0	0- 0	0- 0				

RPI 1-25				RPI 26-50				RPI 51-100				RPI 101+ Team's RPI: 192			
RPI	S	Opponent	Score	RPI	S	Opponent	Score	RPI	S	Opponent	Score	RPI	S	Opponent	Score
10	A	Oregon St.	45 95									116	A	Montana St.	65 91
												165	A	Montana	74 81
												173	H	Portland St.	71 58
												186	H	UNLV	72 68
												209	A	Northern Ariz.	76 84
												220	H	Cal St. Fullerton	79 63
												236	H	UC Riverside	79 68
												255	H	Oral Roberts	72 58
												264	H	UC Irvine	82 68
												271	A	Grand Canyon	65 69
												277	H	Idaho St.	72 65
												296	A	Denver	73 81
												318	A	Utah Valley	71 58
												338	A	Sacramento St.	82 87
LAST 10 Division I															
338	A	Sacramento St.	82 87	173	H	Portland St.	71 58								
209	A	Northern Ariz.	76 84	236	H	UC Riverside	79 68								
277	H	Idaho St.	72 65	296	A	Denver	73 81								
116	A	Montana St.	65 91	264	H	UC Irvine	82 68								
165	A	Montana	74 81	255	H	Oral Roberts	72 58								

Non-Div I Games:

Southern Utah

■ Loss,
 ■ Non-Conf,
 ■ S Site,
 ■ Home
 ■ A Away
 N Neutral

St. Bonaventure

Through Games Of Jan. 22, 2020

Average RPI Win:	207	WON-LOST	WINNING	LAST 10	STRENGTH OF	OPP. STRENGTH	TEAM	ADJ.	CONF.	ADJ CONF.
Average RPI Loss:	151	RECORD	PCT. RANK	GAMES	SCHEDULE	OF SCHEDULE	RPI	RPI	RPI	RPI
DIV. I ONLY	4- 15	311	3-7	134	213	290	290	12	12	
DIV. I NON-CONF.	3- 10	282	2-2	128	276	291	291	12	12	
TOTALS	RPI 1-25	RPI 26-50	W-L RECORDS	RPI 51-100	RPI 101-150	RPI 150+				
4- 15	0- 0	0- 2	OVERALL	0- 1	1- 4	3- 8				
3- 7	0- 0	0- 1	HOME	0- 1	0- 1	3- 4				
0- 7	0- 0	0- 1	AWAY	0- 0	0- 3	0- 3				
1- 1	0- 0	0- 0	NEUTRAL	0- 0	1- 0	0- 1				
3- 10	0- 0	0- 2	NON-CONFERENCE	0- 1	1- 1	2- 6				
2- 5	0- 0	0- 1	HOME	0- 1	0- 0	2- 3				
0- 4	0- 0	0- 1	AWAY	0- 0	0- 1	0- 2				
1- 1	0- 0	0- 0	NEUTRAL	0- 0	1- 0	0- 1				
1- 5	0- 0	0- 0	CONFERENCE	0- 0	0- 3	1- 2				
1- 2	0- 0	0- 0	HOME	0- 0	0- 1	1- 1				
0- 3	0- 0	0- 0	AWAY	0- 0	0- 2	0- 1				
0- 0	0- 0	0- 0	NEUTRAL	0- 0	0- 0	0- 0				

RPI S	Opponent	Score	RPI S	Opponent	Score	RPI S	Opponent	Score	RPI S	Opponent	Score	Team's RPI: 290
47	H St. John's (NY)	56 68	83	H Buffalo	36 46	102	A Saint Louis	51 72				
48	A Bucknell	60 68				107	A Kent St.	58 81				
						124	A Fordham	53 79				
						132	H Massachusetts	52 62				
						133	N Wright St.	57 56				
						160	H Cornell	42 70				
						174	H Saint Joseph's	60 61				
						178	N Saint Mary's (CA)	57 72				
						187	H Cleveland St.	62 65				
						191	H Akron	54 63				
						196	A Binghamton	67 78				
						199	A La Salle	61 67				
						206	H George Mason	62 47				
						223	H Niagara	71 67				
						265	H Oakland	80 66				
						333	A Canisius	82 84				
LAST 10 Division I												
174	H Saint Joseph's	60 61	124	A Fordham	53 79							
199	A La Salle	61 67	160	H Cornell	42 70							
102	A Saint Louis	51 72	178	N Saint Mary's (CA)	57 72							
206	H George Mason	62 47	133	N Wright St.	57 56							
132	H Massachusetts	52 62	265	H Oakland	80 66							

Non-Div I Games:

St. Bonaventure

Loss, Non-Conf, S Site, H Home A Away N Neutral

Average RPI Win:	310	WON-LOST	WINNING	LAST 10	STRENGTH OF	OPP. STRENGTH	TEAM	ADJ.	CONF.	ADJ CONF.
Average RPI Loss:	179	RECORD	PCT. RANK	GAMES	SCHEDULE	OF SCHEDULE	RPI	RPI	RPI	RPI
DIV. I ONLY	4- 12	294	2-8	266	292	306	306	29	29	
DIV. I NON-CONF.	3- 7	252	1-3	204	236	264	264	30	30	
TOTALS	RPI 1-25	RPI 26-50	W-L RECORDS	RPI 51-100	RPI 101-150	RPI 150+				
4- 12	0- 1	0- 1	OVERALL	0- 2	0- 2	4- 6				
3- 2	0- 0	0- 0	HOME	0- 1	0- 0	3- 1				
1- 8	0- 1	0- 1	AWAY	0- 1	0- 1	1- 4				
0- 2	0- 0	0- 0	NEUTRAL	0- 0	0- 1	0- 1				
3- 7	0- 1	0- 1	NON-CONFERENCE	0- 2	0- 1	3- 2				
2- 1	0- 0	0- 0	HOME	0- 1	0- 0	2- 0				
1- 4	0- 1	0- 1	AWAY	0- 1	0- 0	1- 1				
0- 2	0- 0	0- 0	NEUTRAL	0- 0	0- 1	0- 1				
1- 5	0- 0	0- 0	CONFERENCE	0- 0	0- 1	1- 4				
1- 1	0- 0	0- 0	HOME	0- 0	0- 0	1- 1				
0- 4	0- 0	0- 0	AWAY	0- 0	0- 1	0- 3				
0- 0	0- 0	0- 0	NEUTRAL	0- 0	0- 0	0- 0				

RPI 1-25				RPI 26-50				RPI 51-100				RPI 101+ Team's RPI: 306			
RPI	S	Opponent	Score	RPI	S	Opponent	Score	RPI	S	Opponent	Score	RPI	S	Opponent	Score
21	A	Princeton	44 76	39	A	Marquette	71 92	79	A	Boston College	69 106	119	N	Pacific	62 71
								93	H	Stony Brook	73 86	131	A	Robert Morris	44 69
												212	A	Mt. St. Mary's	60 69
												227	A	Saint Francis (PA)	72 82
												269	A	Wagner	66 74
												283	H	Army West Point	70 64
												288	H	Loyola Maryland	89 78
												295	N	Ga. Southern	47 78
												320	A	Albany (NY)	49 41
												330	A	NJIT	69 88
												336	H	Fairleigh Dickinson	57 62
												348	H	LIU Brooklyn	88 63
LAST 10 Division I															
212	A	Mt. St. Mary's	60 69	336	H	Fairleigh Dickinson	57 62								
269	A	Wagner	66 74	295	N	Ga. Southern	47 78								
131	A	Robert Morris	44 69	119	N	Pacific	62 71								
227	A	Saint Francis (PA)	72 82	320	A	Albany (NY)	49 41								
348	H	LIU Brooklyn	88 63	21	A	Princeton	44 76								

Non-Div I Games: East Stroudsburg 84 62

St. Francis Brooklyn

■ Loss,
 ■ Non-Conf,
 ■ S Site,
 ■ H Home
 ■ A Away
 N Neutral

Average RPI Win:	164	WON-LOST	WINNING	LAST 10	STRENGTH OF	OPP. STRENGTH	TEAM	ADJ.	CONF.	ADJ CONF.
Average RPI Loss:	63	RECORD	PCT. RANK	GAMES	SCHEDULE	OF SCHEDULE	RPI	RPI	RPI	RPI
DIV. I ONLY	12- 7	104	6-4	47	76	47	47	6	6	
DIV. I NON-CONF.	7- 4	100	1-1	32	170	44	44	6	6	
TOTALS	RPI 1-25	RPI 26-50	W-L RECORDS	RPI 51-100	RPI 101-150	RPI 150+				
12- 7	1- 2	1- 2	OVERALL	1- 2	3- 0	6- 1				
8- 1	1- 0	0- 0	HOME	1- 1	2- 0	4- 0				
4- 5	0- 2	1- 2	AWAY	0- 0	1- 0	2- 1				
0- 1	0- 0	0- 0	NEUTRAL	0- 1	0- 0	0- 0				
7- 4	0- 1	1- 1	NON-CONFERENCE	1- 1	1- 0	4- 1				
5- 0	0- 0	0- 0	HOME	1- 0	1- 0	3- 0				
2- 3	0- 1	1- 1	AWAY	0- 0	0- 0	1- 1				
0- 1	0- 0	0- 0	NEUTRAL	0- 1	0- 0	0- 0				
5- 3	1- 1	0- 1	CONFERENCE	0- 1	2- 0	2- 0				
3- 1	1- 0	0- 0	HOME	0- 1	1- 0	1- 0				
2- 2	0- 1	0- 1	AWAY	0- 0	1- 0	1- 0				
0- 0	0- 0	0- 0	NEUTRAL	0- 0	0- 0	0- 0				

RPI 1-25				RPI 26-50				Team's RPI: 47	RPI 51-100				RPI 101+			
RPI	S	Opponent	Score	RPI	S	Opponent	Score		RPI	S	Opponent	Score	RPI	S	Opponent	Score
13	A	DePaul	69 74	39	A	Marquette	85 94		53	N	IUPUI	78 85	109	A	Butler	67 42
18	A	Florida St.	70 74	44	A	James Madison	73 76		58	H	Wake Forest	82 74	112	H	Providence	64 58
23	H	Creighton	63 58	46	A	Yale	80 66		91	H	Villanova	62 67	132	H	Massachusetts	82 71
													186	A	UNLV	75 79
													214	A	Xavier	75 67
													222	H	Lafayette	76 44
													237	H	Georgetown	71 54
													245	H	Fairfield	71 69
													283	H	Army West Point	96 60
													290	A	St. Bonaventure	68 56
LAST 10 Division I																
				23	H	Creighton	63 58		237	H	Georgetown	71 54				
				112	H	Providence	64 58		109	A	Butler	67 42				
				13	A	DePaul	69 74		214	A	Xavier	75 67				
				39	A	Marquette	85 94		245	H	Fairfield	71 69				
				91	H	Villanova	62 67		18	A	Florida St.	70 74				

Non-Div I Games:

St. John's (NY)

Average RPI Win:	120	WON-LOST	WINNING	LAST 10	STRENGTH OF	OPP. STRENGTH	TEAM	ADJ.	CONF.	ADJ CONF.
Average RPI Loss:	26	RECORD	PCT. RANK	GAMES	SCHEDULE	OF SCHEDULE	RPI	RPI	RPI	RPI
DIV. I ONLY	16- 2	11	8-2	17	10	4	4	1	1	
DIV. I NON-CONF.	11- 1	13	3-1	39	40	6	6	1	1	
TOTALS	RPI 1-25	RPI 26-50	W-L RECORDS	RPI 51-100	RPI 101-150	RPI 150+				
16- 2	3- 1	1- 1	OVERALL	4- 0	3- 0	5- 0				
10- 0	1- 0	1- 0	HOME	3- 0	2- 0	3- 0				
3- 2	1- 1	0- 1	AWAY	0- 0	1- 0	1- 0				
3- 0	1- 0	0- 0	NEUTRAL	1- 0	0- 0	1- 0				
11- 1	2- 0	1- 1	NON-CONFERENCE	3- 0	0- 0	5- 0				
7- 0	1- 0	1- 0	HOME	2- 0	0- 0	3- 0				
1- 1	0- 0	0- 1	AWAY	0- 0	0- 0	1- 0				
3- 0	1- 0	0- 0	NEUTRAL	1- 0	0- 0	1- 0				
5- 1	1- 1	0- 0	CONFERENCE	1- 0	3- 0	0- 0				
3- 0	0- 0	0- 0	HOME	1- 0	2- 0	0- 0				
2- 1	1- 1	0- 0	AWAY	0- 0	1- 0	0- 0				
0- 0	0- 0	0- 0	NEUTRAL	0- 0	0- 0	0- 0				

RPI	S	Opponent	Score	RPI	S	Opponent	Score	RPI	S	Opponent	Score	RPI	S	Opponent	Score
7	A	Oregon	55 87	28	H	Ohio St.	71 52	62	H	Tennessee	78 51	101	A	California	79 65
8	H	Gonzaga	76 70	45	A	Texas	64 69	74	H	Washington St.	77 58	101	H	California	73 40
10	A	Oregon St.	61 58					83	H	Buffalo	88 69	104	H	Washington	77 56
14	N	Mississippi St.	67 62					98	N	Syracuse	77 59	200	H	Northern Colo.	90 36
												224	H	UC Davis	67 55
												233	A	San Francisco	97 71
												286	H	Eastern Wash.	92 27
												297	N	California Baptist	83 78
LAST 10 Division I															
10	A	Oregon St.	61 58	74	H	Washington St.	77 58								
7	A	Oregon	55 87	224	H	UC Davis	67 55								
101	A	California	79 65	45	A	Texas	64 69								
101	H	California	73 40	62	H	Tennessee	78 51								
104	H	Washington	77 56	28	H	Ohio St.	71 52								

Non-Div I Games:

Stanford

■ Loss,
 ■ Non-Conf,
 ■ S Site,
 ■ Home
 ■ A Away
 N Neutral

Average RPI Win: 255	WON-LOST	WINNING	LAST 10	STRENGTH OF	OPP. STRENGTH	TEAM	ADJ.	CONF.	ADJ CONF.
Average RPI Loss: 133	RECORD	PCT. RANK	GAMES	SCHEDULE	OF SCHEDULE	RPI	RPI	RPI	RPI
DIV. I ONLY	4- 11	287	3-7	93	248	231	231	16	16
DIV. I NON-CONF.	3- 7	252	2-3	108	233	229	229	16	16

TOTALS	RPI 1-25	RPI 26-50	W-L RECORDS	RPI 51-100	RPI 101-150	RPI 150+			
4- 11	0- 1	0- 1	OVERALL	0- 2	0- 2	4- 5			
2- 4	0- 0	0- 1	HOME	0- 0	0- 1	2- 2			
2- 6	0- 1	0- 0	AWAY	0- 2	0- 1	2- 2			
0- 1	0- 0	0- 0	NEUTRAL	0- 0	0- 0	0- 1			
3- 7	0- 1	0- 0	NON-CONFERENCE	0- 2	0- 2	3- 2			
2- 2	0- 0	0- 0	HOME	0- 0	0- 1	2- 1			
1- 4	0- 1	0- 0	AWAY	0- 2	0- 1	1- 0			
0- 1	0- 0	0- 0	NEUTRAL	0- 0	0- 0	0- 1			
1- 4	0- 0	0- 1	CONFERENCE	0- 0	0- 0	1- 3			
0- 2	0- 0	0- 1	HOME	0- 0	0- 0	0- 1			
1- 2	0- 0	0- 0	AWAY	0- 0	0- 0	1- 2			
0- 0	0- 0	0- 0	NEUTRAL	0- 0	0- 0	0- 0			

RPI 1-25				RPI 26-50				RPI 51-100				RPI 101+ Team's RPI: 231			
RPI	S	Opponent	Score	RPI	S	Opponent	Score	RPI	S	Opponent	Score	RPI	S	Opponent	Score
20	A	Kentucky	48 67	30	H	FGCU	47 89	62	A	Tennessee	46 73	108	H	Holy Cross	63 75
								64	A	UCF	40 66	123	A	Penn	41 81
												161	A	North Ala.	57 68
												185	H	Bethune-Cookman	55 59
												203	H	Tulsa	66 60
												221	A	Kennesaw St.	67 61
												227	N	Saint Francis (PA)	73 78
												235	A	Jacksonville	52 57
												252	H	Lipscomb	59 65
												263	A	Morehead St.	58 55
												333	H	Canisius	68 52

LAST 10 Division I															
161	A	North Ala.	57 68	108	H	Holy Cross	63 75								
235	A	Jacksonville	52 57	185	H	Bethune-Cookman	55 59								
30	H	FGCU	47 89	333	H	Canisius	68 52								
252	H	Lipscomb	59 65	203	H	Tulsa	66 60								
221	A	Kennesaw St.	67 61	123	A	Penn	41 81								

Non-Div I Games: Palm Beach Atl. 77 46 Trinity Baptist 116 40 Fla. National 80 37

Stetson

Stony Brook

Through Games Of Jan. 22, 2020

Average RPI Win:	258	WON-LOST	WINNING	LAST 10	STRENGTH OF	OPP. STRENGTH	TEAM	ADJ.	CONF.	ADJ CONF.
Average RPI Loss:	37	RECORD	PCT. RANK	GAMES	SCHEDULE	OF SCHEDULE	RPI	RPI	RPI	RPI
DIV. I ONLY	18- 1	1	10-0	331	274	93	93	28	28	
DIV. I NON-CONF.	11- 1	13	3-0	305	246	79	79	29	29	
TOTALS	RPI 1-25	RPI 26-50	W-L RECORDS	RPI 51-100	RPI 101-150	RPI 150+				
18- 1	0- 0	1- 1	OVERALL	0- 0	1- 0	16- 0				
8- 0	0- 0	1- 0	HOME	0- 0	0- 0	7- 0				
8- 1	0- 0	0- 1	AWAY	0- 0	0- 0	8- 0				
2- 0	0- 0	0- 0	NEUTRAL	0- 0	1- 0	1- 0				
11- 1	0- 0	1- 1	NON-CONFERENCE	0- 0	1- 0	9- 0				
4- 0	0- 0	1- 0	HOME	0- 0	0- 0	3- 0				
5- 1	0- 0	0- 1	AWAY	0- 0	0- 0	5- 0				
2- 0	0- 0	0- 0	NEUTRAL	0- 0	1- 0	1- 0				
7- 0	0- 0	0- 0	CONFERENCE	0- 0	0- 0	7- 0				
4- 0	0- 0	0- 0	HOME	0- 0	0- 0	4- 0				
3- 0	0- 0	0- 0	AWAY	0- 0	0- 0	3- 0				
0- 0	0- 0	0- 0	NEUTRAL	0- 0	0- 0	0- 0				

RPI 1-25				RPI 26-50				RPI 51-100				Team's RPI: 93		RPI 101+			
RPI	S	Opponent	Score	RPI	S	Opponent	Score	RPI	S	Opponent	Score			RPI	S	Opponent	Score
37	A	Arkansas	58 88	48	H	Bucknell	78 73							145	N	Western Mich.	50 47
														196	A	Binghamton	67 60
														207	H	Iona	59 40
														213	H	Manhattan	59 54
														229	H	Maine	73 69
														265	N	Morgan St.	63 56
														268	H	Sacred Heart	54 50
														269	A	Wagner	66 45
														273	H	Vermont	67 49
														279	A	New Hampshire	53 44
														301	A	Pittsburgh	59 56
														306	A	St. Francis Brooklyn	86 73
														315	A	Hofstra	81 38
														320	A	Albany (NY)	73 53
														321	H	UMBC	57 45
														344	H	Hartford	66 55
														348	A	LIU Brooklyn	80 49
LAST 10 Division I																	
196	A	Binghamton	67 60	229	H	Maine	73 69										
320	A	Albany (NY)	73 53	321	H	UMBC	57 45										
344	H	Hartford	66 55	48	H	Bucknell	78 73										
279	A	New Hampshire	53 44	145	N	Western Mich.	50 47										
273	H	Vermont	67 49	265	N	Morgan St.	63 56										

Non-Div I Games: Molloy 66 49

Stony Brook

Loss, Non-Conf, S Site, H Home A Away N Neutral

Average RPI Loss: 48

Average RPI Win:	190	WON-LOST	WINNING	LAST 10	STRENGTH OF	OPP. STRENGTH	TEAM	ADJ.	CONF.	ADJ CONF.
Average RPI Loss:	48	RECORD	PCT. RANK	GAMES	SCHEDULE	OF SCHEDULE	RPI	RPI	RPI	RPI
DIV. I ONLY	9- 8	162	5-5	52	25	98	98	5	5	
DIV. I NON-CONF.	6- 5	151	2-2	83	57	125	125	3	3	

TOTALS	RPI 1-25	RPI 26-50	W-L RECORDS	RPI 51-100	RPI 101-150	RPI 150+				
9- 8	1- 3	0- 2	OVERALL	2- 2	1- 0	5- 1				
6- 2	1- 1	0- 1	HOME	1- 0	1- 0	3- 0				
1- 3	0- 1	0- 0	AWAY	0- 2	0- 0	1- 0				
2- 3	0- 1	0- 1	NEUTRAL	1- 0	0- 0	1- 1				
6- 5	0- 2	0- 1	NON-CONFERENCE	2- 1	0- 0	4- 1				
4- 1	0- 1	0- 0	HOME	1- 0	0- 0	3- 0				
0- 1	0- 0	0- 0	AWAY	0- 1	0- 0	0- 0				
2- 3	0- 1	0- 1	NEUTRAL	1- 0	0- 0	1- 1				
3- 3	1- 1	0- 1	CONFERENCE	0- 1	1- 0	1- 0				
2- 1	1- 0	0- 1	HOME	0- 0	1- 0	0- 0				
1- 2	0- 1	0- 0	AWAY	0- 1	0- 0	1- 0				
0- 0	0- 0	0- 0	NEUTRAL	0- 0	0- 0	0- 0				

RPI 1-25				RPI 26-50				RPI 51-100				RPI 101+			
RPI	S	Opponent	Score	RPI	S	Opponent	Score	RPI	S	Opponent	Score	RPI	S	Opponent	Score
1	A	Louisville	58 62	40	H	Georgia Tech	64 82	54	A	Miami (FL)	62 77	121	H	Notre Dame	74 63
4	N	Stanford	59 77	42	N	West Virginia	69 71	55	A	Michigan	76 84	158	N	Houston	87 62
7	H	Oregon	64 81					71	H	Ohio	66 54	182	N	Green Bay	73 79
18	H	Florida St.	90 89					80	N	Michigan St.	77 63	301	A	Pittsburgh	69 51
												320	H	Albany (NY)	75 53
												321	H	UMBC	82 48
												323	H	UMES	65 50
EAST 10 Division I															
301	A	Pittsburgh	69 51	1	A	Louisville	58 62	42	N	West Virginia	69 71				
40	H	Georgia Tech	64 82	54	A	Miami (FL)	62 77	80	N	Michigan St.	77 63				
121	H	Notre Dame	74 63	27	H	UMBC	82 48								
18	H	Florida St.	90 89	55	A	Michigan	76 84								

Non-Div I Games:

Syracuse

■ Loss, ■ Non-Conf, S Site, H Home A Away N Neutral

Average RPI Win:	147	WON-LOST	WINNING	LAST 10	STRENGTH OF	OPP. STRENGTH	TEAM	ADJ.	CONF.	ADJ CONF.
Average RPI Loss:	63	RECORD	PCT. RANK	GAMES	SCHEDULE	OF SCHEDULE	RPI	RPI	RPI	RPI
DIV. I ONLY	13- 4	42	6-4	29	61	26	26	3	3	
DIV. I NON-CONF.	9- 2	39	2-2	127	87	33	33	4	4	
TOTALS	RPI 1-25	RPI 26-50	W-L RECORDS	RPI 51-100	RPI 101-150	RPI 150+				
13- 4	0- 2	2- 0	OVERALL	4- 1	2- 0	5- 1				
8- 2	0- 1	0- 0	HOME	3- 0	2- 0	3- 1				
5- 2	0- 1	2- 0	AWAY	1- 1	0- 0	2- 0				
0- 0	0- 0	0- 0	NEUTRAL	0- 0	0- 0	0- 0				
9- 2	0- 1	0- 0	NON-CONFERENCE	2- 1	2- 0	5- 0				
7- 0	0- 0	0- 0	HOME	2- 0	2- 0	3- 0				
2- 2	0- 1	0- 0	AWAY	0- 1	0- 0	2- 0				
0- 0	0- 0	0- 0	NEUTRAL	0- 0	0- 0	0- 0				
4- 2	0- 1	2- 0	CONFERENCE	2- 0	0- 0	0- 1				
1- 2	0- 1	0- 0	HOME	1- 0	0- 0	0- 1				
3- 0	0- 0	2- 0	AWAY	1- 0	0- 0	0- 0				
0- 0	0- 0	0- 0	NEUTRAL	0- 0	0- 0	0- 0				

RPI 1-25				RPI 26-50				Team's RPI: 26		RPI 51-100				RPI 101+			
RPI	S	Opponent	Score	RPI	S	Opponent	Score		RPI	S	Opponent	Score	RPI	S	Opponent	Score	
11	H	Baylor	57 66	31	A	Oklahoma	82 63		52	A	Middle Tenn.	70 82	131	H	Robert Morris	66 61	
19	A	Texas A&M	68 70	45	A	Texas	65 63		66	A	Iowa St.	77 74	146	H	Auburn	80 65	
									71	H	Ohio	79 72	160	H	Cornell	59 49	
									76	H	Kansas	73 59	169	H	Texas Tech	76 80	
									100	H	Boise St.	77 65	215	A	SMU	57 56	
													283	A	Army West Point	66 52	
													293	H	Nicholls St.	72 47	
													294	H	Texas St.	79 52	
LAST 10 Division I																	
11	H	Baylor	57 66	45	A	Texas	65 63		52	A	Middle Tenn.	70 82					
31	A	Oklahoma	82 63						294	H	Texas St.	79 52					
66	A	Iowa St.	77 74						71	H	Ohio	79 72					
76	H	Kansas	73 59						19	A	Texas A&M	68 70					
169	H	Texas Tech	76 80														

Non-Div I Games:

TCU

Average RPI Win:	158	WON-LOST	WINNING	LAST 10	STRENGTH OF	OPP. STRENGTH	TEAM	ADJ.	CONF.	ADJ CONF.
Average RPI Loss:	66	RECORD	PCT. RANK	GAMES	SCHEDULE	OF SCHEDULE	RPI	RPI	RPI	RPI
DIV. I ONLY	11- 7	110	7-3	31	58	56	56	9	9	
DIV. I NON-CONF.	7- 5	130	3-2	21	49	60	60	8	8	
TOTALS	RPI 1-25	RPI 26-50	W-L RECORDS	RPI 51-100	RPI 101-150	RPI 150+				
11- 7	0- 3	1- 1	OVERALL	2- 1	1- 0	7- 2				
6- 3	0- 2	0- 1	HOME	2- 0	1- 0	3- 0				
5- 2	0- 0	1- 0	AWAY	0- 0	0- 0	4- 2				
0- 2	0- 1	0- 0	NEUTRAL	0- 1	0- 0	0- 0				
7- 5	0- 2	1- 1	NON-CONFERENCE	1- 1	1- 0	4- 1				
4- 2	0- 1	0- 1	HOME	1- 0	1- 0	2- 0				
3- 1	0- 0	1- 0	AWAY	0- 0	0- 0	2- 1				
0- 2	0- 1	0- 0	NEUTRAL	0- 1	0- 0	0- 0				
4- 2	0- 1	0- 0	CONFERENCE	1- 0	0- 0	3- 1				
2- 1	0- 1	0- 0	HOME	1- 0	0- 0	1- 0				
2- 1	0- 0	0- 0	AWAY	0- 0	0- 0	2- 1				
0- 0	0- 0	0- 0	NEUTRAL	0- 0	0- 0	0- 0				

RPI 1-25				RPI 26-50				RPI 51-100				Team's RPI: 56	RPI 101+			
RPI	S	Opponent	Score	RPI	S	Opponent	Score	RPI	S	Opponent	Score		RPI	S	Opponent	Score
2	H	South Carolina	71 78	30	H	FGCU	67 93	73	N	North Carolina	58 71		103	H	Duquesne	85 72
5	H	UConn	54 83	48	A	Bucknell	72 61	85	H	South Fla.	69 66		152	A	Wichita St.	70 72
23	N	Creighton	59 69					91	H	Villanova	74 69		158	A	Houston	61 58
													174	A	Saint Joseph's	63 67
													177	A	Towson	74 59
													199	A	La Salle	72 69
													203	A	Tulsa	74 65
													214	H	Xavier	78 65
													215	H	SMU	85 62
													245	H	Fairfield	77 59
LAST 10 Division I																
152	A	Wichita St.	70 72	199	A	La Salle	72 69	30	H	FGCU	67 93		2	H	South Carolina	71 78
85	H	South Fla.	69 66	91	H	Villanova	74 69	177	A	Towson	74 59					
215	H	SMU	85 62													
158	A	Houston	61 58													
203	A	Tulsa	74 65													

Non-Div I Games:

Temple

Tennessee

Through Games Of Jan. 22, 2020

Average RPI Win:	208	WON-LOST	WINNING	LAST 10	STRENGTH OF	OPP. STRENGTH	TEAM	ADJ.	CONF.	ADJ CONF.
Average RPI Loss:	23	RECORD	PCT. RANK	GAMES	SCHEDULE	OF SCHEDULE	RPI	RPI	RPI	RPI
DIV. I ONLY	15- 3	21	8-2	239	70	62	62	4	4	
DIV. I NON-CONF.	10- 2	30	3-1	307	121	116	116	5	5	
TOTALS	RPI 1-25	RPI 26-50	W-L RECORDS	RPI 51-100	RPI 101-150	RPI 150+				
15- 3	0- 2	0- 1	OVERALL	2- 0	3- 0	10- 0				
10- 1	0- 0	0- 1	HOME	2- 0	1- 0	7- 0				
5- 2	0- 2	0- 0	AWAY	0- 0	2- 0	3- 0				
0- 0	0- 0	0- 0	NEUTRAL	0- 0	0- 0	0- 0				
10- 2	0- 1	0- 1	NON-CONFERENCE	0- 0	1- 0	9- 0				
7- 1	0- 0	0- 1	HOME	0- 0	0- 0	7- 0				
3- 1	0- 1	0- 0	AWAY	0- 0	1- 0	2- 0				
0- 0	0- 0	0- 0	NEUTRAL	0- 0	0- 0	0- 0				
5- 1	0- 1	0- 0	CONFERENCE	2- 0	2- 0	1- 0				
3- 0	0- 0	0- 0	HOME	2- 0	1- 0	0- 0				
2- 1	0- 1	0- 0	AWAY	0- 0	1- 0	1- 0				
0- 0	0- 0	0- 0	NEUTRAL	0- 0	0- 0	0- 0				

RPI 1-25				RPI 26-50				RPI 51-100				RPI 101+			
RPI	S	Opponent	Score	RPI	S	Opponent	Score	RPI	S	Opponent	Score	RPI	S	Opponent	Score
4	A	Stanford	51 78	45	H	Texas	60 66	63	H	Alabama	65 63	121	A	Notre Dame	74 63
20	A	Kentucky	76 80					89	H	Georgia	73 56	141	A	Florida	78 50
												147	H	Missouri	77 66
												173	A	Portland St.	88 61
												211	H	Central Ark.	63 36
												231	H	Stetson	73 46
												232	A	ETSU	72 68
												234	H	Howard	88 38
												250	H	Colorado St.	79 41
												275	A	Ole Miss	84 28
												303	H	Ark.-Pine Bluff	92 51
												317	H	Air Force	81 54
												331	H	Tennessee St.	73 43
LAST 10 Division I															
63	H	Alabama	65 63	147	H	Missouri	77 66								
141	A	Florida	78 50	234	H	Howard	88 38								
89	H	Georgia	73 56	173	A	Portland St.	88 61								
275	A	Ole Miss	84 28	4	A	Stanford	51 78								
20	A	Kentucky	76 80	250	H	Colorado St.	79 41								

Non-Div I Games:

Tennessee

■ Loss,
 ■ Non-Conf,
 ■ S Site,
 ■ H Home
 ■ A Away
 N Neutral

Tennessee St.

Through Games Of Jan. 22, 2020

Average RPI Win:	0	WON-LOST	WINNING	LAST 10	STRENGTH OF	OPP. STRENGTH	TEAM	ADJ.	CONF.	ADJ CONF.
Average RPI Loss:	188	RECORD	PCT. RANK	GAMES	SCHEDULE	OF SCHEDULE	RPI	RPI	RPI	RPI
DIV. I ONLY	0- 14	349	0-10	145	325	331	331	18	18	
DIV. I NON-CONF.	0- 8	338	0-4	63	317	310	310	21	21	
TOTALS	RPI 1-25	RPI 26-50	W-L RECORDS	RPI 51-100	RPI 101-150	RPI 150+				
0- 14	0- 0	0- 1	OVERALL	0- 3	0- 0	0- 10				
0- 9	0- 0	0- 0	HOME	0- 1	0- 0	0- 8				
0- 5	0- 0	0- 1	AWAY	0- 2	0- 0	0- 2				
0- 0	0- 0	0- 0	NEUTRAL	0- 0	0- 0	0- 0				
0- 8	0- 0	0- 1	NON-CONFERENCE	0- 2	0- 0	0- 5				
0- 5	0- 0	0- 0	HOME	0- 1	0- 0	0- 4				
0- 3	0- 0	0- 1	AWAY	0- 1	0- 0	0- 1				
0- 0	0- 0	0- 0	NEUTRAL	0- 0	0- 0	0- 0				
0- 6	0- 0	0- 0	CONFERENCE	0- 1	0- 0	0- 5				
0- 4	0- 0	0- 0	HOME	0- 0	0- 0	0- 4				
0- 2	0- 0	0- 0	AWAY	0- 1	0- 0	0- 1				
0- 0	0- 0	0- 0	NEUTRAL	0- 0	0- 0	0- 0				

RPI S	Opponent	Score	RPI S	Opponent	Score	RPI S	Opponent	Score	RPI S	Opponent	Score	Team's RPI: 331
			41 A	Arizona	42 77	61 H	Vanderbilt	55 106	154 H	Columbia	65 75	
						62 A	Tennessee	43 73	161 H	North Ala.	63 88	
						68 A	UT Martin	71 88	176 A	Southeast Mo. St.	54 83	
									247 A	South Alabama	48 70	
									251 H	Eastern Ill.	52 73	
									252 H	Lipscomb	64 74	
									258 H	Eastern Ky.	55 61	
									263 H	Morehead St.	47 84	
									308 H	Alcorn	57 62	
									325 H	SIUE	63 76	
LAST 10 Division I												
			258 H	Eastern Ky.	55 61	251 H	Eastern Ill.	52 73				
			263 H	Morehead St.	47 84	154 H	Columbia	65 75				
			176 A	Southeast Mo. St.	54 83	41 A	Arizona	42 77				
			68 A	UT Martin	71 88	252 H	Lipscomb	64 74				
			325 H	SIUE	63 76	247 A	South Alabama	48 70				

Non-Div I Games: Wilberforce 83 65 Fisk 91 50

Tennessee St.

Loss, Non-Conf, S Site, H Home A Away N Neutral

Tennessee Tech

Through Games Of Jan. 22, 2020

Average RPI Win:	260	WON-LOST	WINNING	LAST 10	STRENGTH OF	OPP. STRENGTH	TEAM	ADJ.	CONF.	ADJ CONF.
Average RPI Loss:	94	RECORD	PCT. RANK	GAMES	SCHEDULE	OF SCHEDULE	RPI	RPI	RPI	RPI
DIV. I ONLY	11- 4	55	9-1	336	170	142	142	18	18	
DIV. I NON-CONF.	5- 4	140	3-1	342	62	226	226	21	21	
TOTALS	RPI 1-25	RPI 26-50	W-L RECORDS	RPI 51-100	RPI 101-150	RPI 150+				
11- 4	0- 0	0- 0	OVERALL	0- 3	1- 0	10- 1				
4- 0	0- 0	0- 0	HOME	0- 0	1- 0	3- 0				
6- 3	0- 0	0- 0	AWAY	0- 3	0- 0	6- 0				
1- 1	0- 0	0- 0	NEUTRAL	0- 0	0- 0	1- 1				
5- 4	0- 0	0- 0	NON-CONFERENCE	0- 3	0- 0	5- 1				
2- 0	0- 0	0- 0	HOME	0- 0	0- 0	2- 0				
2- 3	0- 0	0- 0	AWAY	0- 3	0- 0	2- 0				
1- 1	0- 0	0- 0	NEUTRAL	0- 0	0- 0	1- 1				
6- 0	0- 0	0- 0	CONFERENCE	0- 0	1- 0	5- 0				
2- 0	0- 0	0- 0	HOME	0- 0	1- 0	1- 0				
4- 0	0- 0	0- 0	AWAY	0- 0	0- 0	4- 0				
0- 0	0- 0	0- 0	NEUTRAL	0- 0	0- 0	0- 0				

RPI 1-25				RPI 26-50				RPI 51-100				RPI 101+				Team's RPI: 142	
RPI	S	Opponent	Score	RPI	S	Opponent	Score	RPI	S	Opponent	Score	RPI	S	Opponent	Score		
								52	A	Middle Tenn.	58	64	149	H	Austin Peay	58	49
								61	A	Vanderbilt	61	75	166	A	Samford	72	57
								69	A	Southern Ill.	65	76	195	N	Northern Ill.	74	82
													205	H	Murray St.	77	72
													251	A	Eastern Ill.	75	62
													252	H	Lipscomb	78	58
													258	A	Eastern Ky.	60	42
													263	A	Morehead St.	75	55
													313	N	Detroit Mercy	69	47
													325	A	SIUE	65	50
													328	A	Western Caro.	62	58
													346	H	La.-Monroe	75	68
LAST 10 Division I																	
				251	A	Eastern Ill.	75	62	258	A	Eastern Ky.	60	42				
				325	A	SIUE	65	50	252	H	Lipscomb	78	58				
				205	H	Murray St.	77	72	328	A	Western Caro.	62	58				
				149	H	Austin Peay	58	49	61	A	Vanderbilt	61	75				
				263	A	Morehead St.	75	55	313	N	Detroit Mercy	69	47				

Non-Div I Games: Tenn. Wesleyan 94 45 Cumberland (TN) 88 51

Tennessee Tech

Loss, Non-Conf, S Site, H Home A Away N Neutral

Average RPI Win:	172	WON-LOST	WINNING	LAST 10	STRENGTH OF	OPP. STRENGTH	TEAM	ADJ.	CONF.	ADJ CONF.
Average RPI Loss:	66	RECORD	PCT. RANK	GAMES	SCHEDULE	OF SCHEDULE	RPI	RPI	RPI	RPI
DIV. I ONLY	12- 6	71	8-2	25	102	45	45	3	3	
DIV. I NON-CONF.	8- 4	90	4-0	77	154	77	77	4	4	
TOTALS	RPI 1-25	RPI 26-50	W-L RECORDS	RPI 51-100	RPI 101-150	RPI 150+				
12- 6	1- 1	0- 3	OVERALL	4- 1	0- 0	7- 1				
8- 2	1- 0	0- 2	HOME	2- 0	0- 0	5- 0				
3- 3	0- 0	0- 1	AWAY	2- 1	0- 0	1- 1				
1- 1	0- 1	0- 0	NEUTRAL	0- 0	0- 0	1- 0				
8- 4	1- 1	0- 1	NON-CONFERENCE	2- 1	0- 0	5- 1				
6- 1	1- 0	0- 1	HOME	1- 0	0- 0	4- 0				
1- 2	0- 0	0- 0	AWAY	1- 1	0- 0	0- 1				
1- 1	0- 1	0- 0	NEUTRAL	0- 0	0- 0	1- 0				
4- 2	0- 0	0- 2	CONFERENCE	2- 0	0- 0	2- 0				
2- 1	0- 0	0- 1	HOME	1- 0	0- 0	1- 0				
2- 1	0- 0	0- 1	AWAY	1- 0	0- 0	1- 0				
0- 0	0- 0	0- 0	NEUTRAL	0- 0	0- 0	0- 0				

RPI 1-25				RPI 26-50				Team's RPI: 45	RPI 51-100				RPI 101+			
RPI	S	Opponent	Score	RPI	S	Opponent	Score		RPI	S	Opponent	Score	RPI	S	Opponent	Score
4	H	Stanford	69 64	26	H	TCU	63 65		62	A	Tennessee	66 60	169	H	Texas Tech	92 66
15	N	NC State	73 84	41	H	Arizona	58 83		66	A	Iowa St.	81 75	180	A	Kansas St.	71 63
				42	A	West Virginia	63 68		71	H	Ohio	73 60	188	A	Hawaii	60 73
									76	H	Kansas	85 77	239	H	Southern U.	93 39
									85	A	South Fla.	57 64	246	N	North Texas	63 57
													291	H	UTSA	84 53
													322	H	UTRGV	85 69
													334	H	Northwestern St.	91 49
LAST 10 Division I																
76	H	Kansas	85 77	26	H	TCU	63 65		334	H	Northwestern St.	91 49				
180	A	Kansas St.	71 63						4	H	Stanford	69 64				
169	H	Texas Tech	92 66						71	H	Ohio	73 60				
42	A	West Virginia	63 68						62	A	Tennessee	66 60				
66	A	Iowa St.	81 75													

Non-Div I Games:

Texas

Average RPI Win:	130	WON-LOST	WINNING	LAST 10	STRENGTH OF	OPP. STRENGTH	TEAM	ADJ.	CONF.	ADJ CONF.
Average RPI Loss:	21	RECORD	PCT. RANK	GAMES	SCHEDULE	OF SCHEDULE	RPI	RPI	RPI	RPI
DIV. I ONLY	15- 3	21	8-2	24	29	19	19	4	4	
DIV. I NON-CONF.	12- 1	9	5-0	60	12	9	9	5	5	
TOTALS	RPI 1-25	RPI 26-50	W-L RECORDS	RPI 51-100	RPI 101-150	RPI 150+				
15- 3	0- 3	5- 0	OVERALL	1- 0	4- 0	5- 0				
10- 1	0- 1	3- 0	HOME	0- 0	2- 0	5- 0				
3- 1	0- 1	1- 0	AWAY	1- 0	1- 0	0- 0				
2- 1	0- 1	1- 0	NEUTRAL	0- 0	1- 0	0- 0				
12- 1	0- 1	4- 0	NON-CONFERENCE	1- 0	3- 0	4- 0				
8- 0	0- 0	3- 0	HOME	0- 0	1- 0	4- 0				
2- 0	0- 0	0- 0	AWAY	1- 0	1- 0	0- 0				
2- 1	0- 1	1- 0	NEUTRAL	0- 0	1- 0	0- 0				
3- 2	0- 2	1- 0	CONFERENCE	0- 0	1- 0	1- 0				
2- 1	0- 1	0- 0	HOME	0- 0	1- 0	1- 0				
1- 1	0- 1	1- 0	AWAY	0- 0	0- 0	0- 0				
0- 0	0- 0	0- 0	NEUTRAL	0- 0	0- 0	0- 0				

RPI 1-25				Team's RPI: 19				RPI 26-50				RPI 51-100				RPI 101+			
RPI	S	Opponent	Score		RPI	S	Opponent	Score		RPI	S	Opponent	Score		RPI	S	Opponent	Score	
18	N	Florida St.	58	80	26	H	TCU	70	68	82	A	Southern California	74	64	116	N	Montana St.	78	67
20	A	Kentucky	54	76	36	H	Oklahoma St.	74	62						126	A	Rice	62	61
24	H	LSU	54	57	37	A	Arkansas	84	77						141	H	Florida	69	42
					40	N	Georgia Tech	60	48						148	H	A&M-Corpus Christi	85	48
					49	H	Duke	79	58						158	H	Houston	72	43
															202	H	Little Rock	78	35
															211	H	Central Ark.	76	46
															275	H	Ole Miss	79	35
															299	H	Prairie View	80	38
LAST 10 Division I																			
141	H	Florida	69	42	148	H	A&M-Corpus Christi	85	48										
20	A	Kentucky	54	76	116	N	Montana St.	78	67										
24	H	LSU	54	57	40	N	Georgia Tech	60	48										
275	H	Ole Miss	79	35	158	H	Houston	72	43										
37	A	Arkansas	84	77	26	H	TCU	70	68										

Non-Div I Games:

Texas A&M

Texas Southern

Through Games Of Jan. 22, 2020

Average RPI Win:	229	WON-LOST	WINNING	LAST 10	STRENGTH OF	OPP. STRENGTH	TEAM	ADJ.	CONF.	ADJ CONF.
Average RPI Loss:	80	RECORD	PCT. RANK	GAMES	SCHEDULE	OF SCHEDULE	RPI	RPI	RPI	RPI
DIV. I ONLY	9- 7	140	7-3	140	127	97	97	31	31	
DIV. I NON-CONF.	5- 6	187	3-2	16	44	46	46	27	27	
TOTALS	RPI 1-25	RPI 26-50	W-L RECORDS	RPI 51-100	RPI 101-150	RPI 150+				
9- 7	0- 2	0- 1	OVERALL	0- 1	3- 1	6- 2				
4- 0	0- 0	0- 0	HOME	0- 0	1- 0	3- 0				
5- 5	0- 2	0- 1	AWAY	0- 1	2- 0	3- 1				
0- 2	0- 0	0- 0	NEUTRAL	0- 0	0- 1	0- 1				
5- 6	0- 2	0- 1	NON-CONFERENCE	0- 1	3- 1	2- 1				
1- 0	0- 0	0- 0	HOME	0- 0	1- 0	0- 0				
4- 4	0- 2	0- 1	AWAY	0- 1	2- 0	2- 0				
0- 2	0- 0	0- 0	NEUTRAL	0- 0	0- 1	0- 1				
4- 1	0- 0	0- 0	CONFERENCE	0- 0	0- 0	4- 1				
3- 0	0- 0	0- 0	HOME	0- 0	0- 0	3- 0				
1- 1	0- 0	0- 0	AWAY	0- 0	0- 0	1- 1				
0- 0	0- 0	0- 0	NEUTRAL	0- 0	0- 0	0- 0				

RPI 1-25				RPI 26-50				RPI 51-100 Team's RPI: 97				RPI 101+			
RPI	S	Opponent	Score	RPI	S	Opponent	Score	RPI	S	Opponent	Score	RPI	S	Opponent	Score
7	A	Oregon	63 99	50	A	Colorado	50 74	66	A	Iowa St.	59 79	113	N	Utah	52 61
8	A	Gonzaga	45 80									118	A	Tulane	72 62
												120	A	UT Arlington	74 63
												126	H	Rice	63 56
												156	N	UAB	68 84
												163	A	Jackson St.	79 81
												188	A	Hawaii	74 57
												239	H	Southern U.	61 56
												299	H	Prairie View	88 65
												308	H	Alcorn	105 70
												322	A	UTRGV	71 44
												337	A	Grambling	89 85
LAST 10 Division I															
337	A	Grambling	89 85	120	A	UT Arlington	74 63								
163	A	Jackson St.	79 81	156	N	UAB	68 84								
299	H	Prairie View	88 65	118	A	Tulane	72 62								
308	H	Alcorn	105 70	8	A	Gonzaga	45 80								
239	H	Southern U.	61 56	126	H	Rice	63 56								

Non-Div I Games:

Texas Southern

■ Loss,
 ■ Non-Conf,
 ■ S Site,
 ■ Home
 ■ A Away
 N Neutral

Average RPI Win: 208		WON-LOST	WINNING	LAST 10	STRENGTH OF	OPP. STRENGTH	TEAM	ADJ.	CONF.	ADJ CONF.
Average RPI Loss: 191		RECORD	PCT. RANK	GAMES	SCHEDULE	OF SCHEDULE	RPI	RPI	RPI	RPI
DIV. I ONLY		5- 10	262	2-8	251	256	294	294	22	22
DIV. I NON-CONF.		5- 4	140	2-2	196	239	133	133	22	22
TOTALS	RPI 1-25	RPI 26-50		W-L RECORDS		RPI 51-100	RPI 101-150	RPI 150+		
5- 10	0- 0	0- 1		OVERALL		0- 1	2- 2	3- 6		
4- 4	0- 0	0- 0		HOME		0- 0	2- 1	2- 3		
1- 6	0- 0	0- 1		AWAY		0- 1	0- 1	1- 3		
0- 0	0- 0	0- 0		NEUTRAL		0- 0	0- 0	0- 0		
5- 4	0- 0	0- 1		NON-CONFERENCE		0- 1	2- 0	3- 2		
4- 0	0- 0	0- 0		HOME		0- 0	2- 0	2- 0		
1- 4	0- 0	0- 1		AWAY		0- 1	0- 0	1- 2		
0- 0	0- 0	0- 0		NEUTRAL		0- 0	0- 0	0- 0		
0- 6	0- 0	0- 0		CONFERENCE		0- 0	0- 2	0- 4		
0- 4	0- 0	0- 0		HOME		0- 0	0- 1	0- 3		
0- 2	0- 0	0- 0		AWAY		0- 0	0- 1	0- 1		
0- 0	0- 0	0- 0		NEUTRAL		0- 0	0- 0	0- 0		

RPI 1-25				RPI 26-50				RPI 51-100				RPI 101+				Team's RPI: 294	
RPI	S	Opponent	Score	RPI	S	Opponent	Score	RPI	S	Opponent	Score	RPI	S	Opponent	Score		
				26	A	TCU	52 79	76	A	Kansas	48 68	106	A	Coastal Caro.	67 75		
												130	H	Louisiana	67 73		
												137	H	New Orleans	51 49		
												148	H	A&M-Corpus Christi	57 48		
												155	A	Dartmouth	61 51		
												202	H	Little Rock	66 78		
												238	H	Arkansas St.	53 56		
												255	A	Oral Roberts	57 63		
												265	A	Morgan St.	62 72		
												267	A	Appalachian St.	65 73		
												291	H	UTSA	74 69		
												308	H	Alcorn	67 59		
												346	H	La.-Monroe	55 58		
LAST 10 Division I																	
				130	H	Louisiana	67 73	202	H	Little Rock	66 78						
				346	H	La.-Monroe	55 58	308	H	Alcorn	67 59						
				267	A	Appalachian St.	65 73	26	A	TCU	52 79						
				106	A	Coastal Caro.	67 75	265	A	Morgan St.	62 72						
				238	H	Arkansas St.	53 56	155	A	Dartmouth	61 51						

Non-Div I Games:	Texas Lutheran	72	31	Tex. Permian Basin	83	45
------------------	----------------	----	----	--------------------	----	----

Texas St.

■ Loss, ■ Non-Conf, S Site, H Home A Away N Neutral

Average RPI Win:	247	WON-LOST	WINNING	LAST 10	STRENGTH OF	OPP. STRENGTH	TEAM	ADJ.	CONF.	ADJ CONF.
Average RPI Loss:	92	RECORD	PCT. RANK	GAMES	SCHEDULE	OF SCHEDULE	RPI	RPI	RPI	RPI
DIV. I ONLY	13- 4	42	6-4	323	157	169	169	3	3	
DIV. I NON-CONF.	11- 0	1	4-0	350	339	169	169	4	4	
TOTALS	RPI 1-25	RPI 26-50	W-L RECORDS	RPI 51-100	RPI 101-150	RPI 150+				
13- 4	0- 0	2- 1	OVERALL	0- 2	0- 0	11- 1				
10- 2	0- 0	1- 0	HOME	0- 1	0- 0	9- 1				
2- 2	0- 0	1- 1	AWAY	0- 1	0- 0	1- 0				
1- 0	0- 0	0- 0	NEUTRAL	0- 0	0- 0	1- 0				
11- 0	0- 0	0- 0	NON-CONFERENCE	0- 0	0- 0	11- 0				
9- 0	0- 0	0- 0	HOME	0- 0	0- 0	9- 0				
1- 0	0- 0	0- 0	AWAY	0- 0	0- 0	1- 0				
1- 0	0- 0	0- 0	NEUTRAL	0- 0	0- 0	1- 0				
2- 4	0- 0	2- 1	CONFERENCE	0- 2	0- 0	0- 1				
1- 2	0- 0	1- 0	HOME	0- 1	0- 0	0- 1				
1- 2	0- 0	1- 1	AWAY	0- 1	0- 0	0- 0				
0- 0	0- 0	0- 0	NEUTRAL	0- 0	0- 0	0- 0				

RPI 1-25				RPI 26-50				RPI 51-100				RPI 101+				Team's RPI: 169	
RPI	S	Opponent	Score	RPI	S	Opponent	Score	RPI	S	Opponent	Score	RPI	S	Opponent	Score		
				26	A	TCU	80 76	66	H	Iowa St.	66 96	151	A	San Diego	64 60		
				31	H	Oklahoma	89 84	76	A	Kansas	50 67	159	H	Sam Houston St.	99 57		
				45	A	Texas	66 92					180	H	Kansas St.	72 76		
												275	H	Ole Miss	84 48		
												291	H	UTSA	115 58		
												299	H	Prairie View	82 48		
												303	H	Ark.-Pine Bluff	81 55		
												314	H	Houston Baptist	59 51		
												329	N	Purdue Fort Wayne	82 48		
												334	H	Northwestern St.	79 49		
												346	H	La.-Monroe	83 38		
												350	H	Florida A&M	98 60		
LAST 10 Division I																	
				31	H	Oklahoma	89 84	66	H	Iowa St.	66 96						
				76	A	Kansas	50 67	291	H	UTSA	115 58						
				45	A	Texas	66 92	346	H	La.-Monroe	83 38						
				180	H	Kansas St.	72 76	303	H	Ark.-Pine Bluff	81 55						
				26	A	TCU	80 76	299	H	Prairie View	82 48						

Non-Div I Games:

Texas Tech

■ Loss,
 ■ Non-Conf,
 ■ S Site,
 ■ H Home
 ■ A Away
 N Neutral

RPI 1-25				RPI 26-50				RPI 51-100				RPI 101+				Team's RPI: 162	
RPI	S	Opponent	Score	RPI	S	Opponent	Score	RPI	S	Opponent	Score	RPI	S	Opponent	Score		
								72	N	Troy	64 71	103	A	Duquesne	74 79		
								83	H	Buffalo	71 59	119	N	Pacific	66 65		
								86	H	Belmont	53 48	121	A	Notre Dame	51 54		
								87	H	Dayton	42 60	145	A	Western Mich.	72 84		
												168	H	Memphis	76 83		
												184	H	Valparaiso	54 61		
												191	H	Akron	65 61		
												195	A	Northern Ill.	63 51		
												197	H	Bowling Green	79 72		
												313	A	Detroit Mercy	82 64		
												316	A	Georgia St.	74 48		
												333	H	Canisius	83 65		
LAST 10 Division I																	
				197	H	Bowling Green	79 72	333	H	Canisius	83 65						
				191	H	Akron	65 61	119	N	Pacific	66 65						
				195	A	Northern Ill.	63 51	72	N	Troy	64 71						
				83	H	Buffalo	71 59	313	A	Detroit Mercy	82 64						
				145	A	Western Mich.	72 84	103	A	Duquesne	74 79						

Non-Div I Games:

Average RPI Win:	198	WON-LOST	WINNING	LAST 10	STRENGTH OF	OPP. STRENGTH	TEAM	ADJ.	CONF.	ADJ CONF.
Average RPI Loss:	121	RECORD	PCT. RANK	GAMES	SCHEDULE	OF SCHEDULE	RPI	RPI	RPI	RPI
DIV. I ONLY	7- 8	198	5-5	118	100	177	177	14	14	
DIV. I NON-CONF.	4- 6	212	2-3	162	50	221	221	13	13	
TOTALS	RPI 1-25	RPI 26-50	W-L RECORDS	RPI 51-100	RPI 101-150	RPI 150+				
7- 8	0- 1	1- 1	OVERALL	0- 1	0- 1	6- 4				
4- 4	0- 0	1- 0	HOME	0- 1	0- 1	3- 2				
2- 3	0- 0	0- 1	AWAY	0- 0	0- 0	2- 2				
1- 1	0- 1	0- 0	NEUTRAL	0- 0	0- 0	1- 0				
4- 6	0- 1	0- 1	NON-CONFERENCE	0- 1	0- 0	4- 3				
3- 2	0- 0	0- 0	HOME	0- 1	0- 0	3- 1				
0- 3	0- 0	0- 1	AWAY	0- 0	0- 0	0- 2				
1- 1	0- 1	0- 0	NEUTRAL	0- 0	0- 0	1- 0				
3- 2	0- 0	1- 0	CONFERENCE	0- 0	0- 1	2- 1				
1- 2	0- 0	1- 0	HOME	0- 0	0- 1	0- 1				
2- 0	0- 0	0- 0	AWAY	0- 0	0- 0	2- 0				
0- 0	0- 0	0- 0	NEUTRAL	0- 0	0- 0	0- 0				

RPI 1-25				RPI 26-50				RPI 51-100				RPI 101+ Team's RPI: 177			
RPI	S	Opponent	Score	RPI	S	Opponent	Score	RPI	S	Opponent	Score	RPI	S	Opponent	Score
6	N	Iowa	72 100	35	A	Rutgers	53 67	56	H	Temple	59 74	105	H	Elon	61 74
				44	H	James Madison	76 75					151	A	San Diego	67 81
												157	H	William & Mary	75 83
												189	H	Penn St.	67 73
												197	H	American	63 60
												207	N	Iona	75 58
												212	H	Mt. St. Mary's	73 57
												242	A	UNCW	62 41
												243	A	Col. of Charleston	79 62
												244	H	Marshall	59 56
												270	A	San Diego St.	72 80
LAST 10 Division I															
242	A	UNCW	62 41	244	H	Marshall	59 56								
243	A	Col. of Charleston	79 62	35	A	Rutgers	53 67								
44	H	James Madison	76 75	56	H	Temple	59 74								
157	H	William & Mary	75 83	207	N	Iona	75 58								
105	H	Elon	61 74	6	N	Iowa	72 100								

Non-Div I Games: Chestnut Hill 86 49

Towson

■ Loss,
 ■ Non-Conf,
 ■ S Site,
 ■ H Home
 ■ A Away
 N Neutral

Average RPI Win:	224	WON-LOST	WINNING	LAST 10	STRENGTH OF	OPP. STRENGTH	TEAM	ADJ.	CONF.	ADJ CONF.
Average RPI Loss:	64	RECORD	PCT. RANK	GAMES	SCHEDULE	OF SCHEDULE	RPI	RPI	RPI	RPI
DIV. I ONLY	12- 3	33	9-1	230	178	72	72	22	22	
DIV. I NON-CONF.	7- 2	56	4-0	167	63	43	43	22	22	
TOTALS	RPI 1-25	RPI 26-50	W-L RECORDS	RPI 51-100	RPI 101-150	RPI 150+				
12- 3	0- 1	0- 1	OVERALL	0- 0	2- 1	10- 0				
4- 1	0- 0	0- 0	HOME	0- 0	1- 1	3- 0				
6- 2	0- 1	0- 1	AWAY	0- 0	0- 0	6- 0				
2- 0	0- 0	0- 0	NEUTRAL	0- 0	1- 0	1- 0				
7- 2	0- 1	0- 1	NON-CONFERENCE	0- 0	1- 0	6- 0				
2- 0	0- 0	0- 0	HOME	0- 0	0- 0	2- 0				
3- 2	0- 1	0- 1	AWAY	0- 0	0- 0	3- 0				
2- 0	0- 0	0- 0	NEUTRAL	0- 0	1- 0	1- 0				
5- 1	0- 0	0- 0	CONFERENCE	0- 0	1- 1	4- 0				
2- 1	0- 0	0- 0	HOME	0- 0	1- 1	1- 0				
3- 0	0- 0	0- 0	AWAY	0- 0	0- 0	3- 0				
0- 0	0- 0	0- 0	NEUTRAL	0- 0	0- 0	0- 0				

RPI 1-25				RPI 26-50				RPI 51-100				Team's RPI: 72		RPI 101+			
RPI	S	Opponent	Score	RPI	S	Opponent	Score	RPI	S	Opponent	Score			RPI	S	Opponent	Score
14	A	Mississippi St.	82 122	49	A	Duke	85 99							106	H	Coastal Caro.	84 77
														107	N	Kent St.	71 64
														130	H	Louisiana	73 79
														162	N	Toledo	71 64
														166	A	Samford	74 65
														185	A	Bethune-Cookman	68 62
														201	A	Chattanooga	90 51
														232	H	ETSU	79 61
														267	H	Appalachian St.	84 55
														295	A	Ga. Southern	79 69
														304	H	Jacksonville St.	94 64
														316	A	Georgia St.	71 57
														346	A	La.-Monroe	72 65
LAST 10 Division I																	
				316	A	Georgia St.	71 57					106	H	Coastal Caro.		84 77	
				295	A	Ga. Southern	79 69					107	N	Kent St.		71 64	
				130	H	Louisiana	73 79					162	N	Toledo		71 64	
				346	A	La.-Monroe	72 65					201	A	Chattanooga		90 51	
				267	H	Appalachian St.	84 55					232	H	ETSU		79 61	

Non-Div I Games: AUM 72 42 Fort Valley St. 101 52

Troy

Average RPI Win:	169	WON-LOST	WINNING	LAST 10	STRENGTH OF	OPP. STRENGTH	TEAM	ADJ.	CONF.	ADJ CONF.
Average RPI Loss:	84	RECORD	PCT. RANK	GAMES	SCHEDULE	OF SCHEDULE	RPI	RPI	RPI	RPI
DIV. I ONLY	11- 8	132	7-3	64	87	118	118	9	9	
DIV. I NON-CONF.	5- 8	221	1-3	66	84	178	178	8	8	
TOTALS	RPI 1-25	RPI 26-50	W-L RECORDS	RPI 51-100	RPI 101-150	RPI 150+				
11- 8	0- 1	0- 1	OVERALL	1- 5	2- 0	8- 1				
7- 6	0- 1	0- 1	HOME	1- 3	1- 0	5- 1				
4- 0	0- 0	0- 0	AWAY	0- 0	1- 0	3- 0				
0- 2	0- 0	0- 0	NEUTRAL	0- 2	0- 0	0- 0				
5- 8	0- 1	0- 1	NON-CONFERENCE	0- 5	1- 0	4- 1				
3- 6	0- 1	0- 1	HOME	0- 3	0- 0	3- 1				
2- 0	0- 0	0- 0	AWAY	0- 0	1- 0	1- 0				
0- 2	0- 0	0- 0	NEUTRAL	0- 2	0- 0	0- 0				
6- 0	0- 0	0- 0	CONFERENCE	1- 0	1- 0	4- 0				
4- 0	0- 0	0- 0	HOME	1- 0	1- 0	2- 0				
2- 0	0- 0	0- 0	AWAY	0- 0	0- 0	2- 0				
0- 0	0- 0	0- 0	NEUTRAL	0- 0	0- 0	0- 0				

RPI 1-25				RPI 26-50				RPI 51-100				RPI 101+ Team's RPI: 118			
RPI	S	Opponent	Score	RPI	S	Opponent	Score	RPI	S	Opponent	Score	RPI	S	Opponent	Score
24	H	LSU	54 59	50	H	Colorado	52 62	52	H	Middle Tenn.	62 64	104	A	Washington	64 62
								59	N	Charlotte	56 60	114	H	Cincinnati	64 59
								63	H	Alabama	56 66	152	A	Wichita St.	61 56
								64	H	UCF	60 59	163	H	Jackson St.	82 46
								79	N	Boston College	76 89	168	H	Memphis	59 55
								97	H	Texas Southern	62 72	175	A	Southern Miss.	62 58
												203	H	Tulsa	64 62
												211	H	Central Ark.	65 38
												215	A	SMU	67 66
												247	H	South Alabama	53 62
												295	H	Ga. Southern	56 40
LAST 10 Division I															
				64	H	UCF	60 59	152	A	Wichita St.	61 56				
				114	H	Cincinnati	64 59	295	H	Ga. Southern	56 40				
				215	A	SMU	67 66	50	H	Colorado	52 62				
				168	H	Memphis	59 55	97	H	Texas Southern	62 72				
				203	H	Tulsa	64 62	247	H	South Alabama	53 62				

Non-Div I Games:

Tulane

■ Loss,
■ Non-Conf,
■ S Site,
■ H Home
■ A Away
N Neutral

Tulsa

Through Games Of Jan. 22, 2020

Average RPI Win:	248	WON-LOST	WINNING	LAST 10	STRENGTH OF	OPP. STRENGTH	TEAM	ADJ.	CONF.	ADJ CONF.
Average RPI Loss:	95	RECORD	PCT. RANK	GAMES	SCHEDULE	OF SCHEDULE	RPI	RPI	RPI	RPI
DIV. I ONLY	6- 13	267	3-7	74	98	203	203	9	9	
DIV. I NON-CONF.	5- 8	221	2-2	87	184	186	186	8	8	
TOTALS	RPI 1-25	RPI 26-50	W-L RECORDS	RPI 51-100	RPI 101-150	RPI 150+				
6- 13	0- 1	0- 4	OVERALL	0- 3	0- 2	6- 3				
5- 4	0- 0	0- 1	HOME	0- 2	0- 1	5- 0				
1- 7	0- 1	0- 1	AWAY	0- 1	0- 1	1- 3				
0- 2	0- 0	0- 2	NEUTRAL	0- 0	0- 0	0- 0				
5- 8	0- 0	0- 4	NON-CONFERENCE	0- 1	0- 1	5- 2				
4- 2	0- 0	0- 1	HOME	0- 0	0- 1	4- 0				
1- 4	0- 0	0- 1	AWAY	0- 1	0- 0	1- 2				
0- 2	0- 0	0- 2	NEUTRAL	0- 0	0- 0	0- 0				
1- 5	0- 1	0- 0	CONFERENCE	0- 2	0- 1	1- 1				
1- 2	0- 0	0- 0	HOME	0- 2	0- 0	1- 0				
0- 3	0- 1	0- 0	AWAY	0- 0	0- 1	0- 1				
0- 0	0- 0	0- 0	NEUTRAL	0- 0	0- 0	0- 0				

RPI	S	Opponent	Score	RPI	S	Opponent	Score	RPI	S	Opponent	Score	RPI	S	Opponent	Score	Team's RPI: 203
5	A	UConn	34 92	32	N	Western Ky.	63 76	56	H	Temple	65 74	118	A	Tulane	62 64	
				36	H	Oklahoma St.	48 78	85	H	South Fla.	52 68	150	H	SFA	63 67	
				37	A	Arkansas	41 91	94	A	Abilene Christian	63 73	152	A	Wichita St.	46 57	
				39	N	Marquette	60 61					202	A	Little Rock	51 63	
												208	A	UTEP	58 51	
												231	A	Stetson	60 66	
												238	H	Arkansas St.	79 77	
												250	H	Colorado St.	61 55	
												255	H	Oral Roberts	67 65	
												257	H	LMU (CA)	75 56	
												282	H	East Carolina	58 56	
LAST 10 Division I																
				282	H	East Carolina	58 56	56	H	Temple	65 74					
				5	A	UConn	34 92	208	A	UTEP	58 51					
				152	A	Wichita St.	46 57	250	H	Colorado St.	61 55					
				85	H	South Fla.	52 68	231	A	Stetson	60 66					
				118	A	Tulane	62 64	37	A	Arkansas	41 91					

Non-Div I Games:

Tulsa

■ Loss,
 ■ Non-Conf,
 ■ S Site,
 ■ Home
 ■ A Away
 N Neutral

Average RPI Win:	202	WON-LOST	WINNING	LAST 10	STRENGTH OF	OPP. STRENGTH	TEAM	ADJ.	CONF.	ADJ CONF.
Average RPI Loss:	98	RECORD	PCT. RANK	GAMES	SCHEDULE	OF SCHEDULE	RPI	RPI	RPI	RPI
DIV. I ONLY	9- 7	140	5-5	158	109	156	156	13	13	
DIV. I NON-CONF.	6- 4	122	2-2	205	104	139	139	14	14	
TOTALS	RPI 1-25	RPI 26-50	W-L RECORDS	RPI 51-100	RPI 101-150	RPI 150+				
9- 7	0- 0	1- 3	OVERALL	1- 2	1- 0	6- 2				
7- 2	0- 0	1- 0	HOME	0- 2	1- 0	5- 0				
1- 4	0- 0	0- 2	AWAY	0- 0	0- 0	1- 2				
1- 1	0- 0	0- 1	NEUTRAL	1- 0	0- 0	0- 0				
6- 4	0- 0	0- 2	NON-CONFERENCE	1- 1	1- 0	4- 1				
4- 1	0- 0	0- 0	HOME	0- 1	1- 0	3- 0				
1- 2	0- 0	0- 1	AWAY	0- 0	0- 0	1- 1				
1- 1	0- 0	0- 1	NEUTRAL	1- 0	0- 0	0- 0				
3- 3	0- 0	1- 1	CONFERENCE	0- 1	0- 0	2- 1				
3- 1	0- 0	1- 0	HOME	0- 1	0- 0	2- 0				
0- 2	0- 0	0- 1	AWAY	0- 0	0- 0	0- 1				
0- 0	0- 0	0- 0	NEUTRAL	0- 0	0- 0	0- 0				

RPI 1-25				RPI 26-50				RPI 51-100				RPI 101+				Team's RPI: 156	
RPI	S	Opponent	Score	RPI	S	Opponent	Score	RPI	S	Opponent	Score	RPI	S	Opponent	Score		
				31	A	Oklahoma	75 82	59	H	Charlotte	75 83	146	H	Auburn	80 75		
				32	A	Western Ky.	65 69	97	N	Texas Southern	84 68	166	H	Samford	76 69		
				33	H	Old Dominion	76 65	100	H	Boise St.	81 83	168	A	Memphis	52 77		
				50	N	Colorado	69 77					193	H	Fla. Atlantic	92 73		
												244	A	Marshall	56 61		
												247	H	South Alabama	77 61		
												305	H	FIU	71 58		
												308	A	Alcorn	86 65		
												326	H	McNeese	97 70		
LAST 10 Division I																	
				193	H	Fla. Atlantic	92 73	59	H	Charlotte	75 83						
				305	H	FIU	71 58	97	N	Texas Southern	84 68						
				244	A	Marshall	56 61	50	N	Colorado	69 77						
				32	A	Western Ky.	65 69	308	A	Alcorn	86 65						
				33	H	Old Dominion	76 65	168	A	Memphis	52 77						

Non-Div I Games: Ala.-Huntsville 74 57 Tuskegee 103 60

UAB

Loss, Non-Conf, S Site, H Home A Away N Neutral

Average RPI Win:	243	WON-LOST	WINNING	LAST 10	STRENGTH OF	OPP. STRENGTH	TEAM	ADJ.	CONF.	ADJ CONF.
Average RPI Loss:	144	RECORD	PCT. RANK	GAMES	SCHEDULE	OF SCHEDULE	RPI	RPI	RPI	RPI
DIV. I ONLY	6- 9	227	5-5	182	182	224	224	26	26	
DIV. I NON-CONF.	4- 8	235	3-4	154	201	231	231	26	26	
TOTALS	RPI 1-25	RPI 26-50	W-L RECORDS	RPI 51-100	RPI 101-150	RPI 150+				
6- 9	0- 1	0- 0	OVERALL	0- 2	0- 1	6- 5				
5- 2	0- 0	0- 0	HOME	0- 0	0- 0	5- 2				
1- 7	0- 1	0- 0	AWAY	0- 2	0- 1	1- 3				
0- 0	0- 0	0- 0	NEUTRAL	0- 0	0- 0	0- 0				
4- 8	0- 1	0- 0	NON-CONFERENCE	0- 2	0- 1	4- 4				
3- 2	0- 0	0- 0	HOME	0- 0	0- 0	3- 2				
1- 6	0- 1	0- 0	AWAY	0- 2	0- 1	1- 2				
0- 0	0- 0	0- 0	NEUTRAL	0- 0	0- 0	0- 0				
2- 1	0- 0	0- 0	CONFERENCE	0- 0	0- 0	2- 1				
2- 0	0- 0	0- 0	HOME	0- 0	0- 0	2- 0				
0- 1	0- 0	0- 0	AWAY	0- 0	0- 0	0- 1				
0- 0	0- 0	0- 0	NEUTRAL	0- 0	0- 0	0- 0				

RPI 1-25				RPI 26-50				RPI 51-100				RPI 101+ Team's RPI: 224			
RPI	S	Opponent	Score	RPI	S	Opponent	Score	RPI	S	Opponent	Score	RPI	S	Opponent	Score
4	A	Stanford	55 67					70	A	Minnesota	67 76	116	A	Montana St.	65 77
								96	A	Fresno St.	65 73	167	H	Santa Clara	61 62
												173	H	Portland St.	70 76
												178	A	Saint Mary's (CA)	74 83
												188	H	Hawaii	62 49
												209	A	Northern Ariz.	71 61
												210	H	Boston U.	75 68
												233	H	San Francisco	79 67
												236	A	UC Riverside	70 75
												260	A	Pepperdine	67 70
												281	H	Long Beach St.	57 55
												338	H	Sacramento St.	77 75
LAST 10 Division I															
281	H	Long Beach St.	57 55	70	A	Minnesota	67 76	209	A	Northern Ariz.	71 61	210	H	Boston U.	75 68
188	H	Hawaii	62 49	236	A	UC Riverside	70 75	173	H	Portland St.	70 76	338	H	Sacramento St.	77 75
4	A	Stanford	55 67	260	A	Pepperdine	67 70								

Non-Div I Games: William Jessup 96 32

UC Davis

■ Loss,
 ■ Non-Conf,
 ■ S Site,
 ■ Home
 ■ A Away
 N Neutral

Average RPI Win:	227	WON-LOST	WINNING	LAST 10	STRENGTH OF	OPP. STRENGTH	TEAM	ADJ.	CONF.	ADJ CONF.
Average RPI Loss:	170	RECORD	PCT. RANK	GAMES	SCHEDULE	OF SCHEDULE	RPI	RPI	RPI	RPI
DIV. I ONLY	4- 12	294	1-9	160	206	264	264	26	26	
DIV. I NON-CONF.	3- 10	282	0-7	90	190	247	247	26	26	
TOTALS	RPI 1-25	RPI 26-50	W-L RECORDS	RPI 51-100	RPI 101-150	RPI 150+				
4- 12	0- 1	0- 0	OVERALL	0- 3	1- 0	3- 8				
2- 2	0- 0	0- 0	HOME	0- 0	1- 0	1- 2				
1- 6	0- 1	0- 0	AWAY	0- 1	0- 0	1- 4				
1- 4	0- 0	0- 0	NEUTRAL	0- 2	0- 0	1- 2				
3- 10	0- 1	0- 0	NON-CONFERENCE	0- 3	1- 0	2- 6				
2- 1	0- 0	0- 0	HOME	0- 0	1- 0	1- 1				
0- 5	0- 1	0- 0	AWAY	0- 1	0- 0	0- 3				
1- 4	0- 0	0- 0	NEUTRAL	0- 2	0- 0	1- 2				
1- 2	0- 0	0- 0	CONFERENCE	0- 0	0- 0	1- 2				
0- 1	0- 0	0- 0	HOME	0- 0	0- 0	0- 1				
1- 1	0- 0	0- 0	AWAY	0- 0	0- 0	1- 1				
0- 0	0- 0	0- 0	NEUTRAL	0- 0	0- 0	0- 0				

RPI 1-25				RPI 26-50				RPI 51-100				RPI 101+ Team's RPI: 264			
RPI	S	Opponent	Score	RPI	S	Opponent	Score	RPI	S	Opponent	Score	RPI	S	Opponent	Score
10	A	Oregon St.	57 86					61	N	Vanderbilt	63 76	139	H	San Jose St.	79 77
								74	A	Washington St.	59 87	161	N	North Ala.	60 88
								92	N	Davidson	72 78	173	H	Portland St.	61 70
												173	N	Portland St.	83 75
												192	A	Southern Utah	68 82
												215	A	SMU	56 59
												233	N	San Francisco	61 68
												256	A	CSUN	62 70
												257	H	LMU (CA)	80 65
												280	H	UC Santa Barbara	61 65
												296	A	Denver	75 83
												339	A	Cal Poly	68 57
LAST 10 Division I															
339	A	Cal Poly	68 57	61	N	Vanderbilt	63 76								
280	H	UC Santa Barbara	61 65	74	A	Washington St.	59 87								
256	A	CSUN	62 70	192	A	Southern Utah	68 82								
215	A	SMU	56 59	173	H	Portland St.	61 70								
233	N	San Francisco	61 68	161	N	North Ala.	60 88								

Non-Div I Games: Westcliff 93 41

UC Irvine

■ Loss,
 ■ Non-Conf, S Site,
 ■ Home
 ■ Away
 N Neutral

UC Riverside

Through Games Of Jan. 22, 2020

Average RPI Win:	260	WON-LOST	WINNING	LAST 10	STRENGTH OF	OPP. STRENGTH	TEAM	ADJ.	CONF.	ADJ CONF.
Average RPI Loss:	151	RECORD	PCT. RANK	GAMES	SCHEDULE	OF SCHEDULE	RPI	RPI	RPI	RPI
DIV. I ONLY	6- 11	255	4-6	175	177	236	236	26	26	
DIV. I NON-CONF.	4- 10	259	2-5	159	206	248	248	26	26	
TOTALS	RPI 1-25	RPI 26-50	W-L RECORDS	RPI 51-100	RPI 101-150	RPI 150+				
6- 11	0- 1	0- 1	OVERALL	0- 1	1- 2	5- 6				
5- 2	0- 0	0- 0	HOME	0- 1	1- 0	4- 1				
1- 9	0- 1	0- 1	AWAY	0- 0	0- 2	1- 5				
0- 0	0- 0	0- 0	NEUTRAL	0- 0	0- 0	0- 0				
4- 10	0- 1	0- 1	NON-CONFERENCE	0- 1	1- 2	3- 5				
3- 2	0- 0	0- 0	HOME	0- 1	1- 0	2- 1				
1- 8	0- 1	0- 1	AWAY	0- 0	0- 2	1- 4				
0- 0	0- 0	0- 0	NEUTRAL	0- 0	0- 0	0- 0				
2- 1	0- 0	0- 0	CONFERENCE	0- 0	0- 0	2- 1				
2- 0	0- 0	0- 0	HOME	0- 0	0- 0	2- 0				
0- 1	0- 0	0- 0	AWAY	0- 0	0- 0	0- 1				
0- 0	0- 0	0- 0	NEUTRAL	0- 0	0- 0	0- 0				

RPI 1-25				RPI 26-50				RPI 51-100				RPI 101+ Team's RPI: 236			
RPI	S	Opponent	Score	RPI	S	Opponent	Score	RPI	S	Opponent	Score	RPI	S	Opponent	Score
7	A	Oregon	41 84	41	A	Arizona	27 70	82	H	Southern California	59 76	101	A	California	61 84
												110	A	VCU	51 67
												135	H	CSU Bakersfield	53 52
												183	A	New Mexico	70 80
												188	A	Hawaii	57 80
												192	A	Southern Utah	68 79
												208	A	UTEP	50 63
												224	H	UC Davis	75 70
												250	A	Colorado St.	40 52
												280	H	UC Santa Barbara	66 61
												297	H	California Baptist	80 64
												302	H	Weber St.	54 64
												307	A	New Mexico St.	60 58
												318	H	Utah Valley	67 53
LAST 10 Division I															
280	H	UC Santa Barbara	66 61	192	A	Southern Utah	68 79								
188	A	Hawaii	57 80	7	A	Oregon	41 84								
224	H	UC Davis	75 70	297	H	California Baptist	80 64								
135	H	CSU Bakersfield	53 52	250	A	Colorado St.	40 52								
110	A	VCU	51 67	41	A	Arizona	27 70								

Non-Div I Games:

UC Riverside

■ Loss,
 ■ Non-Conf,
 ■ S Site,
 ■ H Home
 ■ A Away
 N Neutral

Average RPI Win:	270	WON-LOST	WINNING	LAST 10	STRENGTH OF	OPP. STRENGTH	TEAM	ADJ.	CONF.	ADJ CONF.
Average RPI Loss:	179	RECORD	PCT. RANK	GAMES	SCHEDULE	OF SCHEDULE	RPI	RPI	RPI	RPI
DIV. I ONLY	6- 10	241	3-7	256	294	280	280	26	26	
DIV. I NON-CONF.	4- 8	235	1-5	188	294	275	275	26	26	
TOTALS	RPI 1-25	RPI 26-50	W-L RECORDS	RPI 51-100	RPI 101-150	RPI 150+				
6- 10	0- 0	0- 1	OVERALL	1- 0	0- 4	5- 5				
4- 3	0- 0	0- 0	HOME	1- 0	0- 2	3- 1				
1- 6	0- 0	0- 1	AWAY	0- 0	0- 1	1- 4				
1- 1	0- 0	0- 0	NEUTRAL	0- 0	0- 1	1- 0				
4- 8	0- 0	0- 1	NON-CONFERENCE	1- 0	0- 4	3- 3				
3- 2	0- 0	0- 0	HOME	1- 0	0- 2	2- 0				
0- 5	0- 0	0- 1	AWAY	0- 0	0- 1	0- 3				
1- 1	0- 0	0- 0	NEUTRAL	0- 0	0- 1	1- 0				
2- 2	0- 0	0- 0	CONFERENCE	0- 0	0- 0	2- 2				
1- 1	0- 0	0- 0	HOME	0- 0	0- 0	1- 1				
1- 1	0- 0	0- 0	AWAY	0- 0	0- 0	1- 1				
0- 0	0- 0	0- 0	NEUTRAL	0- 0	0- 0	0- 0				

RPI S	Opponent	Score	RPI S	Opponent	Score	RPI S	Opponent	Score	RPI S	Opponent	Score	Team's RPI: 280
41	A Arizona	42 61	82	H Southern California	57 46	119	H Pacific	53 63	135	A CSU Bakersfield	62 66	
						139	H San Jose St.	70 73	150	N SFA	56 67	
						178	A Saint Mary's (CA)	43 64	220	H Cal St. Fullerton	68 70	
						236	A UC Riverside	61 66	264	A UC Irvine	65 61	
						270	H San Diego St.	64 52	271	A Grand Canyon	57 58	
						297	A California Baptist	81 85	318	H Utah Valley	59 51	
						339	H Cal Poly	52 50	347	N Chicago St.	96 65	
LAST 10 Division I												
236	A UC Riverside	61 66	271	A Grand Canyon	57 58							
264	A UC Irvine	65 61	135	A CSU Bakersfield	62 66							
339	H Cal Poly	52 50	119	H Pacific	53 63							
220	H Cal St. Fullerton	68 70	347	N Chicago St.	96 65							
41	A Arizona	42 61	150	N SFA	56 67							

Non-Div I Games: Ottawa (AZ) 72 57

UC Santa Barbara

■ Loss,
 ■ Non-Conf,
 ■ S Site,
 ■ H Home
 ■ A Away
 N Neutral

Average RPI Win:	184	WON-LOST	WINNING	LAST 10	STRENGTH OF	OPP. STRENGTH	TEAM	ADJ.	CONF.	ADJ CONF.
Average RPI Loss:	58	RECORD	PCT. RANK	GAMES	SCHEDULE	OF SCHEDULE	RPI	RPI	RPI	RPI
DIV. I ONLY	10- 7	122	6-4	35	85	64	64	9	9	
DIV. I NON-CONF.	8- 4	90	4-1	38	125	55	55	8	8	
TOTALS	RPI 1-25	RPI 26-50	W-L RECORDS	RPI 51-100	RPI 101-150	RPI 150+				
10- 7	1- 2	0- 2	OVERALL	1- 1	2- 2	6- 0				
8- 1	1- 1	0- 0	HOME	0- 0	1- 0	6- 0				
2- 4	0- 0	0- 1	AWAY	1- 1	1- 2	0- 0				
0- 2	0- 1	0- 1	NEUTRAL	0- 0	0- 0	0- 0				
8- 4	1- 1	0- 2	NON-CONFERENCE	0- 1	2- 0	5- 0				
7- 0	1- 0	0- 0	HOME	0- 0	1- 0	5- 0				
1- 2	0- 0	0- 1	AWAY	0- 1	1- 0	0- 0				
0- 2	0- 1	0- 1	NEUTRAL	0- 0	0- 0	0- 0				
2- 3	0- 1	0- 0	CONFERENCE	1- 0	0- 2	1- 0				
1- 1	0- 1	0- 0	HOME	0- 0	0- 0	1- 0				
1- 2	0- 0	0- 0	AWAY	1- 0	0- 2	0- 0				
0- 0	0- 0	0- 0	NEUTRAL	0- 0	0- 0	0- 0				

RPI	S	Opponent	Score	RPI	S	Opponent	Score	RPI	S	Opponent	Score	RPI	S	Opponent	Score
5	H	UConn	52 59	30	A	FGCU	50 72	85	A	South Fla.	64 57	114	A	Cincinnati	64 81
9	N	UCLA	56 61	44	N	James Madison	43 46	86	A	Belmont	37 72	118	A	Tulane	59 60
22	H	Central Mich.	64 58									133	H	Wright St.	69 53
												150	A	SFA	63 57
												178	H	Saint Mary's (CA)	67 58
												204	H	Quinnipiac	80 58
												231	H	Stetson	66 40
												254	H	Delaware	75 49
												282	H	East Carolina	91 55
												301	H	Pittsburgh	74 58
LAST 10 Division I															
118	A	Tulane	59 60	22	H	Central Mich.	64 58	133	H	Wright St.	69 53	178	H	Saint Mary's (CA)	67 58
85	A	South Fla.	64 57	5	H	UConn	52 59	204	H	Quinnipiac	80 58	44	N	James Madison	43 46
5	H	UConn	52 59	114	A	Cincinnati	64 81								
114	A	Cincinnati	64 81	282	H	East Carolina	91 55								

Non-Div I Games:

UCF

■ Loss,
 ■ Non-Conf,
 ■ S Site,
 ■ H Home
 ■ A Away
 N Neutral

Average RPI Win:	123	WON-LOST	WINNING	LAST 10	STRENGTH OF	OPP. STRENGTH	TEAM	ADJ.	CONF.	ADJ CONF.
Average RPI Loss:	82	RECORD	PCT. RANK	GAMES	SCHEDULE	OF SCHEDULE	RPI	RPI	RPI	RPI
DIV. I ONLY	16- 1	6	9-1	46	36	9	9	1	1	
DIV. I NON-CONF.	11- 0	1	4-0	129	38	12	12	1	1	
TOTALS	RPI 1-25	RPI 26-50	W-L RECORDS	RPI 51-100	RPI 101-150	RPI 150+				
16- 1	1- 0	5- 0	OVERALL	3- 1	2- 0	5- 0				
9- 0	0- 0	3- 0	HOME	1- 0	1- 0	4- 0				
6- 1	1- 0	2- 0	AWAY	1- 1	1- 0	1- 0				
1- 0	0- 0	0- 0	NEUTRAL	1- 0	0- 0	0- 0				
11- 0	1- 0	2- 0	NON-CONFERENCE	2- 0	1- 0	5- 0				
6- 0	0- 0	1- 0	HOME	0- 0	1- 0	4- 0				
4- 0	1- 0	1- 0	AWAY	1- 0	0- 0	1- 0				
1- 0	0- 0	0- 0	NEUTRAL	1- 0	0- 0	0- 0				
5- 1	0- 0	3- 0	CONFERENCE	1- 1	1- 0	0- 0				
3- 0	0- 0	2- 0	HOME	1- 0	0- 0	0- 0				
2- 1	0- 0	1- 0	AWAY	0- 1	1- 0	0- 0				
0- 0	0- 0	0- 0	NEUTRAL	0- 0	0- 0	0- 0				

RPI 1-25				Team's RPI: 9				RPI 26-50				RPI 51-100				RPI 101+			
RPI	S	Opponent	Score					RPI	S	Opponent	Score	RPI	S	Opponent	Score	RPI	S	Opponent	Score
12	A	Indiana	68 58					27	H	Arizona St.	68 66	64	N	UCF	61 56	113	A	Utah	84 54
								34	A	Virginia	73 62	82	A	Southern California	68 70	119	H	Pacific	68 57
								41	H	Arizona	70 58	82	H	Southern California	83 59	200	H	Northern Colo.	92 58
								46	H	Yale	100 65	89	A	Georgia	59 50	256	A	CSUN	58 44
								50	A	Colorado	65 62					257	H	LMU (CA)	74 52
																281	H	Long Beach St.	86 51
																302	H	Weber St.	85 45
LAST 10 Division I																			
								82	A	Southern California	68 70	82	H	Southern California	83 59				
								50	A	Colorado	65 62	12	A	Indiana	68 58				
								113	A	Utah	84 54	89	A	Georgia	59 50				
								41	H	Arizona	70 58	119	H	Pacific	68 57				
								27	H	Arizona St.	68 66	256	A	CSUN	58 44				

Non-Div I Games:

UCLA

Average RPI Win: 97		WON-LOST	WINNING	LAST 10	STRENGTH OF	OPP. STRENGTH	TEAM	ADJ.	CONF.	ADJ CONF.
Average RPI Loss: 11		RECORD	PCT. RANK	GAMES	SCHEDULE	OF SCHEDULE	RPI	RPI	RPI	RPI
DIV. I ONLY		16- 1	6	9-1	30	1	5	5	9	9
DIV. I NON-CONF.		9- 1	26	3-1	11	1	2	2	8	8
TOTALS	RPI 1-25	RPI 26-50		W-L RECORDS		RPI 51-100	RPI 101-150	RPI 150+		
16- 1	1- 1	3- 0		OVERALL		5- 0	2- 0	5- 0		
6- 1	0- 1	1- 0		HOME		0- 0	2- 0	3- 0		
9- 0	1- 0	1- 0		AWAY		5- 0	0- 0	2- 0		
1- 0	0- 0	1- 0		NEUTRAL		0- 0	0- 0	0- 0		
9- 1	1- 1	3- 0		NON-CONFERENCE		3- 0	2- 0	0- 0		
3- 1	0- 1	1- 0		HOME		0- 0	2- 0	0- 0		
5- 0	1- 0	1- 0		AWAY		3- 0	0- 0	0- 0		
1- 0	0- 0	1- 0		NEUTRAL		0- 0	0- 0	0- 0		
7- 0	0- 0	0- 0		CONFERENCE		2- 0	0- 0	5- 0		
3- 0	0- 0	0- 0		HOME		0- 0	0- 0	3- 0		
4- 0	0- 0	0- 0		AWAY		2- 0	0- 0	2- 0		
0- 0	0- 0	0- 0		NEUTRAL		0- 0	0- 0	0- 0		

RPI 1-25				Team's RPI: 5		RPI 26-50				RPI 51-100				RPI 101+				
RPI	S	Opponent	Score		RPI	S	Opponent	Score		RPI	S	Opponent	Score		RPI	S	Opponent	Score
11	H	Baylor	58	74	28	A	Ohio St.	73	62	56	A	Temple	83	54	101	H	California	72 61
13	A	DePaul	84	74	31	N	Oklahoma	97	53	57	A	Seton Hall	92	78	121	H	Notre Dame	81 57
					34	H	Virginia	83	44	61	A	Vanderbilt	64	51	152	H	Wichita St.	83 55
										64	A	UCF	59	52	158	H	Houston	91 51
										87	A	Dayton	75	37	168	A	Memphis	68 56
															203	H	Tulsa	92 34
															215	A	SMU	80 42
LAST 10 Division I																		
203	H	Tulsa	92	34	215	A	SMU	80	42									
64	A	UCF	59	52	152	H	Wichita St.	83	55									
168	A	Memphis	68	56	31	N	Oklahoma	97	53									
158	H	Houston	91	51	13	A	DePaul	84	74									
11	H	Baylor	58	74	121	H	Notre Dame	81	57									

Non-Div I Games:

UConn

■ Loss, ■ Non-Conf, S Site, H Home A Away N Neutral

U
I
CU
I
C

UIC

Page 306

UMBC				Through Games Of Jan. 22, 2020						
Average RPI Win:	293	WON-LOST	WINNING	LAST 10	STRENGTH OF	OPP. STRENGTH	TEAM	ADJ.	CONF.	ADJ CONF.
Average RPI Loss:	205	RECORD	PCT. RANK	GAMES	SCHEDULE	OF SCHEDULE	RPI	RPI	RPI	RPI
DIV. I ONLY	4- 12	294	3-7	280	339	321	321	28	28	
DIV. I NON-CONF.	3- 7	252	2-2	302	318	314	314	29	29	
TOTALS	RPI 1-25	RPI 26-50	W-L RECORDS	RPI 51-100	RPI 101-150	RPI 150+				
4- 12	0- 0	0- 0	OVERALL	0- 2	0- 0	4- 10				
3- 3	0- 0	0- 0	HOME	0- 0	0- 0	3- 3				
1- 7	0- 0	0- 0	AWAY	0- 2	0- 0	1- 5				
0- 2	0- 0	0- 0	NEUTRAL	0- 0	0- 0	0- 2				
3- 7	0- 0	0- 0	NON-CONFERENCE	0- 1	0- 0	3- 6				
2- 1	0- 0	0- 0	HOME	0- 0	0- 0	2- 1				
1- 4	0- 0	0- 0	AWAY	0- 1	0- 0	1- 3				
0- 2	0- 0	0- 0	NEUTRAL	0- 0	0- 0	0- 2				
1- 5	0- 0	0- 0	CONFERENCE	0- 1	0- 0	1- 4				
1- 2	0- 0	0- 0	HOME	0- 0	0- 0	1- 2				
0- 3	0- 0	0- 0	AWAY	0- 1	0- 0	0- 2				
0- 0	0- 0	0- 0	NEUTRAL	0- 0	0- 0	0- 0				

U
M
B
C

RPI 1-25			RPI 26-50			RPI 51-100			RPI 101+			Team's RPI: 321
RPI	S	Opponent	Score	RPI	S	Opponent	Score	RPI	S	Opponent	Score	
						93 A Stony Brook	45 57	157 A William & Mary		48 76		
						98 A Syracuse	48 82	196 H Binghamton		43 61		
								199 N La Salle		58 74		
								212 A Mt. St. Mary's		61 71		
								221 N Kennesaw St.		44 59		
								222 A Lafayette		65 58		
								230 A UMass Lowell		64 75		
								234 H Howard		61 72		
								265 H Morgan St.		65 63		
								269 A Wagner		60 67		
								273 A Vermont		58 60		
								279 H New Hampshire		63 72		
								342 H Coppin St.		71 48		
								344 H Hartford		61 54		
LAST 10 Division I												
344 H Hartford			61 54	93 A Stony Brook			45 57					
279 H New Hampshire			63 72	222 A Lafayette			65 58					
273 A Vermont			58 60	265 H Morgan St.			65 63					
196 H Binghamton			43 61	98 A Syracuse			48 82					
230 A UMass Lowell			64 75	221 N Kennesaw St.			44 59					

Non-Div I Games: Gettysburg 92 50

UMBC

Loss, Non-Conf, S Site, H Home A Away N Neutral

UMES				Through Games Of Jan. 22, 2020						
Average RPI Win:	262	WON-LOST	WINNING	LAST 10	STRENGTH OF	OPP. STRENGTH	TEAM	ADJ.	CONF.	ADJ CONF.
Average RPI Loss:	166	RECORD	PCT. RANK	GAMES	SCHEDULE	OF SCHEDULE	RPI	RPI	RPI	RPI
DIV. I ONLY		2- 14	333	2-8	174	276	323	323	30	30
DIV. I NON-CONF.		1- 10	329	1-4	133	197	311	311	31	31
<hr/>										
TOTALS	RPI 1-25	RPI 26-50		W-L RECORDS		RPI 51-100	RPI 101-150		RPI 150+	
2- 14	0- 0	0- 2		OVERALL		0- 2	0- 3		2- 7	
2- 5	0- 0	0- 0		HOME		0- 0	0- 2		2- 3	
0- 9	0- 0	0- 2		AWAY		0- 2	0- 1		0- 4	
0- 0	0- 0	0- 0		NEUTRAL		0- 0	0- 0		0- 0	
1- 10	0- 0	0- 2		NON-CONFERENCE		0- 2	0- 2		1- 4	
1- 3	0- 0	0- 0		HOME		0- 0	0- 1		1- 2	
0- 7	0- 0	0- 2		AWAY		0- 2	0- 1		0- 2	
0- 0	0- 0	0- 0		NEUTRAL		0- 0	0- 0		0- 0	
1- 4	0- 0	0- 0		CONFERENCE		0- 0	0- 1		1- 3	
1- 2	0- 0	0- 0		HOME		0- 0	0- 1		1- 1	
0- 2	0- 0	0- 0		AWAY		0- 0	0- 0		0- 2	
0- 0	0- 0	0- 0		NEUTRAL		0- 0	0- 0		0- 0	

RPI 1-25			RPI 26-50			RPI 51-100			RPI 101+			Team's RPI: 323
RPI	S	Opponent	Score	RPI	S	Opponent	Score	RPI	S	Opponent	Score	
29	A	Virginia Tech	43 86	59	A	Charlotte	44 64	125	A	UNC Greensboro	48 86	
33	A	Old Dominion	39 48	98	A	Syracuse	50 65	128	H	N.C. A&T	31 67	
								129	H	Richmond	52 64	
								157	A	William & Mary	50 78	
								179	A	Norfolk St.	45 68	
								212	H	Mt. St. Mary's	78 76	
								234	H	Howard	58 79	
								237	H	Georgetown	39 57	
								282	A	East Carolina	42 57	
								289	H	Longwood	62 71	
								312	H	N.C. Central	65 63	
								349	A	South Carolina St.	55 60	
LAST 10 Division I												
349	A	South Carolina St.	55 60	59	A	Charlotte	44 64					
179	A	Norfolk St.	45 68	237	H	Georgetown	39 57					
312	H	N.C. Central	65 63	289	H	Longwood	62 71					
128	H	N.C. A&T	31 67	212	H	Mt. St. Mary's	78 76					
234	H	Howard	58 79	33	A	Old Dominion	39 48					

Non-Div I Games: Greensboro 65 48 Wesley 75 29

UMES

Loss, Non-Conf, S Site, H Home A Away N Neutral

Average RPI Win:	261	WON-LOST	WINNING	LAST 10	STRENGTH OF	OPP. STRENGTH	TEAM	ADJ.	CONF.	ADJ CONF.
Average RPI Loss:	148	RECORD	PCT. RANK	GAMES	SCHEDULE	OF SCHEDULE	RPI	RPI	RPI	RPI
DIV. I ONLY	9- 9	173	6-4	273	162	228	228	32	32	
DIV. I NON-CONF.	5- 7	205	2-2	234	43	246	246	32	32	
TOTALS	RPI 1-25	RPI 26-50	W-L RECORDS	RPI 51-100	RPI 101-150	RPI 150+				
9- 9	0- 1	0- 0	OVERALL	0- 2	1- 3	8- 3				
6- 4	0- 0	0- 0	HOME	0- 2	1- 1	5- 1				
3- 5	0- 1	0- 0	AWAY	0- 0	0- 2	3- 2				
0- 0	0- 0	0- 0	NEUTRAL	0- 0	0- 0	0- 0				
5- 7	0- 1	0- 0	NON-CONFERENCE	0- 2	1- 2	4- 2				
4- 4	0- 0	0- 0	HOME	0- 2	1- 1	3- 1				
1- 3	0- 1	0- 0	AWAY	0- 0	0- 1	1- 1				
0- 0	0- 0	0- 0	NEUTRAL	0- 0	0- 0	0- 0				
4- 2	0- 0	0- 0	CONFERENCE	0- 0	0- 1	4- 1				
2- 0	0- 0	0- 0	HOME	0- 0	0- 0	2- 0				
2- 2	0- 0	0- 0	AWAY	0- 0	0- 1	2- 1				
0- 0	0- 0	0- 0	NEUTRAL	0- 0	0- 0	0- 0				

RPI 1-25				RPI 26-50				RPI 51-100				RPI 101+ Team's RPI: 228			
RPI	S	Opponent	Score	RPI	S	Opponent	Score	RPI	S	Opponent	Score	RPI	S	Opponent	Score
3	A	Missouri St.	58 83					92	H	Davidson	64 74	111	H	Liberty	44 68
								99	H	Loyola Chicago	67 72	119	A	Pacific	60 89
												135	A	CSU Bakersfield	60 70
												147	H	Missouri	59 56
												173	H	Portland St.	87 69
												180	H	Kansas St.	67 74
												206	A	George Mason	64 58
												271	A	Grand Canyon	74 53
												278	A	Omaha	53 57
												286	H	Eastern Wash.	66 55
												296	H	Denver	83 79
												307	H	New Mexico St.	56 52
												318	A	Utah Valley	41 62
												322	H	UTRGV	60 56
												341	A	Seattle U	76 65
LAST 10 Division I															
271	A	Grand Canyon	74 53	341	A	Seattle U	76 65								
135	A	CSU Bakersfield	60 70	111	H	Liberty	44 68								
307	H	New Mexico St.	56 52	286	H	Eastern Wash.	66 55								
322	H	UTRGV	60 56	180	H	Kansas St.	67 74								
318	A	Utah Valley	41 62	147	H	Missouri	59 56								

Non-Div I Games: Rockhurst 78 60 Science & Arts Okla74 43

UMKC

Loss, Non-Conf, S Site, H Home A Away N Neutral

Average RPI Win:	304	WON-LOST	WINNING	LAST 10	STRENGTH OF	OPP. STRENGTH	TEAM	ADJ.	CONF.	ADJ CONF.
Average RPI Loss:	114	RECORD	PCT. RANK	GAMES	SCHEDULE	OF SCHEDULE	RPI	RPI	RPI	RPI
DIV. I ONLY	10- 9	170	8-2	276	307	230	230	28	28	
DIV. I NON-CONF.	4- 9	250	2-2	207	295	270	270	29	29	
TOTALS	RPI 1-25	RPI 26-50	W-L RECORDS	RPI 51-100	RPI 101-150	RPI 150+				
10- 9	0- 0	0- 1	OVERALL	0- 3	0- 2	10- 3				
6- 4	0- 0	0- 1	HOME	0- 0	0- 1	6- 2				
4- 5	0- 0	0- 0	AWAY	0- 3	0- 1	4- 1				
0- 0	0- 0	0- 0	NEUTRAL	0- 0	0- 0	0- 0				
4- 9	0- 0	0- 1	NON-CONFERENCE	0- 3	0- 2	4- 3				
2- 4	0- 0	0- 1	HOME	0- 0	0- 1	2- 2				
2- 5	0- 0	0- 0	AWAY	0- 3	0- 1	2- 1				
0- 0	0- 0	0- 0	NEUTRAL	0- 0	0- 0	0- 0				
6- 0	0- 0	0- 0	CONFERENCE	0- 0	0- 0	6- 0				
4- 0	0- 0	0- 0	HOME	0- 0	0- 0	4- 0				
2- 0	0- 0	0- 0	AWAY	0- 0	0- 0	2- 0				
0- 0	0- 0	0- 0	NEUTRAL	0- 0	0- 0	0- 0				

RPI 1-25				RPI 26-50				RPI 51-100				RPI 101+				Team's RPI: 230	
RPI	S	Opponent	Score	RPI	S	Opponent	Score	RPI	S	Opponent	Score	RPI	S	Opponent	Score		
				46	H	Yale	59 67	76	A	Kansas	44 79	112	A	Providence	38 63		
								79	A	Boston College	46 89	132	H	Massachusetts	58 74		
								95	A	Colgate	51 73	155	H	Dartmouth	51 62		
												160	H	Cornell	56 70		
												170	A	Merrimack	50 73		
												196	A	Binghamton	66 56		
												229	H	Maine	66 57		
												279	H	New Hampshire	58 53		
												319	A	Bryant	55 35		
												320	H	Albany (NY)	53 51		
												321	H	UMBC	75 64		
												336	H	Fairleigh Dickinson	61 56		
												344	A	Hartford	68 63		
												345	A	Central Conn. St.	56 54		
												348	H	LIU Brooklyn	65 56		
LAST 10 Division I																	
				320	H	Albany (NY)	53 51	279	H	New Hampshire	58 53						
				229	H	Maine	66 57	336	H	Fairleigh Dickinson	61 56						
				196	A	Binghamton	66 56	170	A	Merrimack	50 73						
				344	A	Hartford	68 63	155	H	Dartmouth	51 62						
				321	H	UMBC	75 64	348	H	LIU Brooklyn	65 56						

Non-Div I Games:

UMass Lowell

■ Loss,
 ■ Non-Conf,
 ■ S Site,
 ■ H Home
 ■ A Away
 N Neutral

UNC Asheville

Through Games Of Jan. 22, 2020

Average RPI Win:	268	WON-LOST	WINNING	LAST 10	STRENGTH OF	OPP. STRENGTH	TEAM	ADJ.	CONF.	ADJ CONF.
Average RPI Loss:	200	RECORD	PCT. RANK	GAMES	SCHEDULE	OF SCHEDULE	RPI	RPI	RPI	RPI
DIV. I ONLY	9- 6	118	6-4	338	310	249	249	27	27	
DIV. I NON-CONF.	4- 3	138	1-1	343	250	251	251	28	28	
TOTALS	RPI 1-25	RPI 26-50	W-L RECORDS	RPI 51-100	RPI 101-150	RPI 150+				
9- 6	0- 0	0- 0	OVERALL	0- 1	1- 1	8- 4				
4- 3	0- 0	0- 0	HOME	0- 0	1- 1	3- 2				
4- 3	0- 0	0- 0	AWAY	0- 1	0- 0	4- 2				
1- 0	0- 0	0- 0	NEUTRAL	0- 0	0- 0	1- 0				
4- 3	0- 0	0- 0	NON-CONFERENCE	0- 1	0- 1	4- 1				
1- 1	0- 0	0- 0	HOME	0- 0	0- 1	1- 0				
2- 2	0- 0	0- 0	AWAY	0- 1	0- 0	2- 1				
1- 0	0- 0	0- 0	NEUTRAL	0- 0	0- 0	1- 0				
5- 3	0- 0	0- 0	CONFERENCE	0- 0	1- 0	4- 3				
3- 2	0- 0	0- 0	HOME	0- 0	1- 0	2- 2				
2- 1	0- 0	0- 0	AWAY	0- 0	0- 0	2- 1				
0- 0	0- 0	0- 0	NEUTRAL	0- 0	0- 0	0- 0				

RPI 1-25			RPI 26-50			RPI 51-100			RPI 101+			Team's RPI: 249
RPI	S	Opponent	Score	RPI	S	Opponent	Score	RPI	S	Opponent	Score	
						54 A Miami (FL)	46 75	125 H UNC Greensboro		40 67		
								138 H Campbell		60 52		
								172 A Hampton		59 68		
								218 H Gardner-Webb		59 65		
								232 A ETSU		72 54		
								239 N Southern U.		53 34		
								241 H High Point		76 60		
								248 A Radford		63 50		
								298 A Wofford		38 75		
								300 H Presbyterian		54 39		
								328 A Western Caro.		64 47		
								332 H Charleston So.		48 60		
								335 A USC Upstate		68 48		
								349 H South Carolina St.		82 51		
LAST 10 Division I												
218 H		Gardner-Webb	59 65	138 H		Campbell	60 52					
332 H		Charleston So.	48 60	172 A		Hampton	59 68					
248 A		Radford	63 50	300 H		Presbyterian	54 39					
241 H		High Point	76 60	239 N		Southern U.	53 34					
335 A		USC Upstate	68 48	54 A		Miami (FL)	46 75					

Non-Div I Games: Montreat 89 45 Lenoir-Rhyne 68 48

UNC Asheville

Loss, Non-Conf, S Site, H Home A Away N Neutral

UNC Greensboro

Through Games Of Jan. 22, 2020

Average RPI Win:	234	WON-LOST	WINNING	LAST 10	STRENGTH OF	OPP. STRENGTH	TEAM	ADJ.	CONF.	ADJ CONF.
Average RPI Loss:	125	RECORD	PCT. RANK	GAMES	SCHEDULE	OF SCHEDULE	RPI	RPI	RPI	RPI
DIV. I ONLY	11- 4	55	8-2	270	207	125	125	23	23	
DIV. I NON-CONF.	8- 4	90	5-2	172	285	98	98	20	20	
TOTALS	RPI 1-25	RPI 26-50	W-L RECORDS	RPI 51-100	RPI 101-150	RPI 150+				
11- 4	0- 0	0- 0	OVERALL	1- 0	1- 4	9- 0				
7- 1	0- 0	0- 0	HOME	0- 0	0- 1	7- 0				
4- 3	0- 0	0- 0	AWAY	1- 0	1- 3	2- 0				
0- 0	0- 0	0- 0	NEUTRAL	0- 0	0- 0	0- 0				
8- 4	0- 0	0- 0	NON-CONFERENCE	1- 0	1- 4	6- 0				
4- 1	0- 0	0- 0	HOME	0- 0	0- 1	4- 0				
4- 3	0- 0	0- 0	AWAY	1- 0	1- 3	2- 0				
0- 0	0- 0	0- 0	NEUTRAL	0- 0	0- 0	0- 0				
3- 0	0- 0	0- 0	CONFERENCE	0- 0	0- 0	3- 0				
3- 0	0- 0	0- 0	HOME	0- 0	0- 0	3- 0				
0- 0	0- 0	0- 0	AWAY	0- 0	0- 0	0- 0				
0- 0	0- 0	0- 0	NEUTRAL	0- 0	0- 0	0- 0				

RPI S	Opponent	Score	RPI S	Opponent	Score	RPI S	Opponent	Score	RPI S	Opponent	Score	Team's RPI: 125
						58	A Wake Forest	67 65	106	A Coastal Caro.	54 63	
									111	A Liberty	58 53	
									128	A N.C. A&T	48 57	
									129	H Richmond	62 70	
									138	A Campbell	64 72	
									201	H Chattanooga	49 41	
									232	H ETSU	63 47	
									241	H High Point	82 70	
									243	A Col. of Charleston	69 56	
									249	A UNC Asheville	67 40	
									267	H Appalachian St.	54 47	
									316	H Georgia St.	64 49	
									323	H UMES	86 48	
									328	H Western Caro.	54 43	
LAST 10 Division I												
328	H	Western Caro.	54	43	243	A	Col. of Charleston	69	56			
201	H	Chattanooga	49	41	128	A	N.C. A&T	48	57			
232	H	ETSU	63	47	316	H	Georgia St.	64	49			
267	H	Appalachian St.	54	47	138	A	Campbell	64	72			
241	H	High Point	82	70	249	A	UNC Asheville	67	40			

Non-Div I Games: Erskine 106 44 Concord 80 45 Lenoir-Rhyne 84 59

UNC Greensboro

Loss, Non-Conf, S Site, H Home A Away N Neutral

Average RPI Win:	265	WON-LOST	WINNING	LAST 10	STRENGTH OF	OPP. STRENGTH	TEAM	ADJ.	CONF.	ADJ CONF.
Average RPI Loss:	130	RECORD	PCT. RANK	GAMES	SCHEDULE	OF SCHEDULE	RPI	RPI	RPI	RPI
DIV. I ONLY	4- 11	287	3-7	87	275	242	242	14	14	
DIV. I NON-CONF.	2- 7	288	1-3	117	335	279	279	13	13	
TOTALS	RPI 1-25	RPI 26-50	W-L RECORDS	RPI 51-100	RPI 101-150	RPI 150+				
4- 11	0- 1	0- 1	OVERALL	0- 3	0- 2	4- 4				
2- 6	0- 0	0- 1	HOME	0- 1	0- 1	2- 3				
2- 4	0- 1	0- 0	AWAY	0- 1	0- 1	2- 1				
0- 1	0- 0	0- 0	NEUTRAL	0- 1	0- 0	0- 0				
2- 7	0- 1	0- 0	NON-CONFERENCE	0- 2	0- 1	2- 3				
1- 3	0- 0	0- 0	HOME	0- 0	0- 1	1- 2				
1- 3	0- 1	0- 0	AWAY	0- 1	0- 0	1- 1				
0- 1	0- 0	0- 0	NEUTRAL	0- 1	0- 0	0- 0				
2- 4	0- 0	0- 1	CONFERENCE	0- 1	0- 1	2- 1				
1- 3	0- 0	0- 1	HOME	0- 1	0- 0	1- 1				
1- 1	0- 0	0- 0	AWAY	0- 0	0- 1	1- 0				
0- 0	0- 0	0- 0	NEUTRAL	0- 0	0- 0	0- 0				

RPI 1-25				RPI 26-50				RPI 51-100				RPI 101+ Team's RPI: 242			
RPI	S	Opponent	Score	RPI	S	Opponent	Score	RPI	S	Opponent	Score	RPI	S	Opponent	Score
15	A	NC State	40 80	44	H	James Madison	58 66	58	A	Wake Forest	55 65	105	A	Elon	53 77
								73	N	North Carolina	45 85	106	H	Coastal Caro.	43 62
								90	H	Drexel	72 73	157	A	William & Mary	72 55
												177	H	Towson	41 62
												221	H	Kennesaw St.	56 58
												253	H	Winthrop	63 75
												254	H	Delaware	71 65
												289	A	Longwood	58 59
												300	A	Presbyterian	70 60
												349	H	South Carolina St.	84 46
LAST 10 Division I															
177	H	Towson	41 62	254	H	Delaware	71 65								
44	H	James Madison	58 66	73	N	North Carolina	45 85								
105	A	Elon	53 77	253	H	Winthrop	63 75								
157	A	William & Mary	72 55	106	H	Coastal Caro.	43 62								
90	H	Drexel	72 73	300	A	Presbyterian	70 60								

Non-Div I Games: Catawba 75 78 Mount Olive 75 67

UNCW

Loss, Non-Conf, S Site, H Home A Away N Neutral

UNI				STRENGTH OF SCHEDULE	OPP. STRENGTH OF SCHEDULE	TEAM RPI	ADJ. RPI	CONF. RPI	ADJ CONF. RPI
Average RPI Win:	166	WON-LOST RECORD	WINNING PCT. RANK						
Average RPI Loss:	31		LAST 10 GAMES						
DIV. I ONLY	10- 5	71	6-4	135	2	51	51	7	7
DIV. I NON-CONF.	7- 3	80	3-2	105	2	40	40	7	7

TOTALS	RPI 1-25	RPI 26-50	W-L RECORDS	RPI 51-100	RPI 101-150	RPI 150+			
10- 5	1- 2	0- 2	OVERALL	3- 1	1- 0	5- 0			
5- 0	1- 0	0- 0	HOME	1- 0	0- 0	3- 0			
5- 3	0- 2	0- 1	AWAY	2- 0	1- 0	2- 0			
0- 2	0- 0	0- 1	NEUTRAL	0- 1	0- 0	0- 0			
7- 3	1- 1	0- 1	NON-CONFERENCE	2- 1	1- 0	3- 0			
3- 0	1- 0	0- 0	HOME	1- 0	0- 0	1- 0			
4- 1	0- 1	0- 0	AWAY	1- 0	1- 0	2- 0			
0- 2	0- 0	0- 1	NEUTRAL	0- 1	0- 0	0- 0			
3- 2	0- 1	0- 1	CONFERENCE	1- 0	0- 0	2- 0			
2- 0	0- 0	0- 0	HOME	0- 0	0- 0	2- 0			
1- 2	0- 1	0- 1	AWAY	1- 0	0- 0	0- 0			
0- 0	0- 0	0- 0	NEUTRAL	0- 0	0- 0	0- 0			

RPI 1-25				RPI 26-50				RPI 51-100 Team's RPI: 51				RPI 101+			
RPI	S	Opponent	Score	RPI	S	Opponent	Score	RPI	S	Opponent	Score	RPI	S	Opponent	Score
3	A	Missouri St.	66 80	28	N	Ohio St.	46 64	53	H	IUPUI	51 50	147	A	Missouri	78 73
6	H	Iowa	88 66	38	A	Drake	87 104	63	N	Alabama	77 87	152	A	Wichita St.	61 50
23	A	Creighton	54 57					66	A	Iowa St.	71 63	272	H	Indiana St.	73 43
								69	A	Southern Ill.	60 57	278	A	Omaha	81 45
												292	H	North Dakota St.	95 63
												327	H	Evansville	76 60

LAST 10 Division I															
272	H	Indiana St.	73 43	66	A	Iowa St.	71 63	53	H	IUPUI	51 50	278	A	Omaha	81 45
327	H	Evansville	76 60	23	A	Creighton	54 57	28	N	Ohio St.	46 64				
3	A	Missouri St.	66 80												
69	A	Southern Ill.	60 57												
38	A	Drake	87 104												

Non-Div I Games: Northwest Mo. St. 78 53

UNI

Average RPI Win:	212	WON-LOST	WINNING	LAST 10	STRENGTH OF	OPP. STRENGTH	TEAM	ADJ.	CONF.	ADJ CONF.
Average RPI Loss:	132	RECORD	PCT. RANK	GAMES	SCHEDULE	OF SCHEDULE	RPI	RPI	RPI	RPI
DIV. I ONLY	10- 9	170	7-3	196	154	186	186	17	17	
DIV. I NON-CONF.	4- 7	225	1-2	238	68	266	266	24	24	
TOTALS	RPI 1-25	RPI 26-50	W-L RECORDS	RPI 51-100	RPI 101-150	RPI 150+				
10- 9	0- 0	1- 2	OVERALL	2- 2	0- 2	7- 3				
6- 5	0- 0	1- 2	HOME	2- 1	0- 1	3- 1				
4- 4	0- 0	0- 0	AWAY	0- 1	0- 1	4- 2				
0- 0	0- 0	0- 0	NEUTRAL	0- 0	0- 0	0- 0				
4- 7	0- 0	1- 2	NON-CONFERENCE	1- 1	0- 1	2- 3				
3- 4	0- 0	1- 2	HOME	1- 0	0- 1	1- 1				
1- 3	0- 0	0- 0	AWAY	0- 1	0- 0	1- 2				
0- 0	0- 0	0- 0	NEUTRAL	0- 0	0- 0	0- 0				
6- 2	0- 0	0- 0	CONFERENCE	1- 1	0- 1	5- 0				
3- 1	0- 0	0- 0	HOME	1- 1	0- 0	2- 0				
3- 1	0- 0	0- 0	AWAY	0- 0	0- 1	3- 0				
0- 0	0- 0	0- 0	NEUTRAL	0- 0	0- 0	0- 0				

RPI S	Opponent	Score	RPI S	Opponent	Score	RPI S	Opponent	Score	RPI S	Opponent	Score	Team's RPI: 186
34	H Virginia	55 63	82	A Southern California	54 75	105	H Elon	44 50				
47	H St. John's (NY)	79 75	85	H South Fla.	61 51	139	A San Jose St.	60 62				
49	H Duke	45 57	96	H Fresno St.	66 72	183	A New Mexico	68 51				
			100	H Boise St.	66 65	192	A Southern Utah	68 72				
						217	H Wyoming	65 53				
						220	H Cal St. Fullerton	58 64				
						260	A Pepperdine	69 44				
						271	A Grand Canyon	51 53				
						276	A Utah St.	60 46				
						287	H Nevada	66 64				
						317	A Air Force	67 60				
						349	H South Carolina St.	66 57				
LAST 10 Division I												
287	H Nevada	66 64	317	A Air Force	67 60							
183	A New Mexico	68 51	276	A Utah St.	60 46							
139	A San Jose St.	60 62	85	H South Fla.	61 51							
217	H Wyoming	65 53	34	H Virginia	55 63							
100	H Boise St.	66 65	271	A Grand Canyon	51 53							

Non-Div I Games:

UNLV

■ Loss,
 ■ Non-Conf,
 ■ S Site,
 ■ H Home
 ■ A Away
 N Neutral

Average RPI Win:	340	WON-LOST	WINNING	LAST 10	STRENGTH OF	OPP. STRENGTH	TEAM	ADJ.	CONF.	ADJ CONF.
Average RPI Loss:	201	RECORD	PCT. RANK	GAMES	SCHEDULE	OF SCHEDULE	RPI	RPI	RPI	RPI
DIV. I ONLY	4- 12	294	2-8	315	337	335	335	27	27	
DIV. I NON-CONF.	3- 4	201	1-0	338	255	309	309	28	28	
TOTALS	RPI 1-25	RPI 26-50	W-L RECORDS	RPI 51-100	RPI 101-150	RPI 150+				
4- 12	0- 1	0- 0	OVERALL	0- 1	0- 1	4- 9				
4- 4	0- 0	0- 0	HOME	0- 0	0- 0	4- 4				
0- 8	0- 1	0- 0	AWAY	0- 1	0- 1	0- 5				
0- 0	0- 0	0- 0	NEUTRAL	0- 0	0- 0	0- 0				
3- 4	0- 1	0- 0	NON-CONFERENCE	0- 1	0- 0	3- 2				
3- 0	0- 0	0- 0	HOME	0- 0	0- 0	3- 0				
0- 4	0- 1	0- 0	AWAY	0- 1	0- 0	0- 2				
0- 0	0- 0	0- 0	NEUTRAL	0- 0	0- 0	0- 0				
1- 8	0- 0	0- 0	CONFERENCE	0- 0	0- 1	1- 7				
1- 4	0- 0	0- 0	HOME	0- 0	0- 0	1- 4				
0- 4	0- 0	0- 0	AWAY	0- 0	0- 1	0- 3				
0- 0	0- 0	0- 0	NEUTRAL	0- 0	0- 0	0- 0				

RPI 1-25				RPI 26-50				RPI 51-100				RPI 101+				Team's RPI: 335
RPI	S	Opponent	Score	RPI	S	Opponent	Score	RPI	S	Opponent	Score	RPI	S	Opponent	Score	
2	A	South Carolina	32 112					89	A	Georgia	53 67	138	A	Campbell	38 50	
												172	A	Hampton	40 60	
												218	A	Gardner-Webb	53 63	
												235	A	Jacksonville	43 87	
												241	A	High Point	46 85	
												248	H	Radford	41 57	
												249	H	UNC Asheville	48 68	
												253	H	Winthrop	38 52	
												282	A	East Carolina	48 69	
												289	H	Longwood	62 70	
												328	H	Western Caro.	70 62	
												332	H	Charleston So.	70 53	
												349	H	South Carolina St.	58 47	
												350	H	Florida A&M	74 61	
LAST 10 Division I																
248	H	Radford	41 57	249	H	UNC Asheville	48 68									
218	A	Gardner-Webb	53 63	241	A	High Point	46 85									
172	A	Hampton	40 60	138	A	Campbell	38 50									
289	H	Longwood	62 70	332	H	Charleston So.	70 53									
253	H	Winthrop	38 52	349	H	South Carolina St.	58 47									

Non-Div I Games: Mars Hill 89 31 UNKNOWN 71 49

USC Upstate

Loss, Non-Conf, S Site, H Home A Away N Neutral

UT Arlington

Through Games Of Jan. 22, 2020

Average RPI Win:	240	WON-LOST	WINNING	LAST 10	STRENGTH OF	OPP. STRENGTH	TEAM	ADJ.	CONF.	ADJ CONF.
Average RPI Loss:	49	RECORD	PCT. RANK	GAMES	SCHEDULE	OF SCHEDULE	RPI	RPI	RPI	RPI
DIV. I ONLY	11- 7	110	6-4	125	130	120	120	22	22	
DIV. I NON-CONF.	6- 6	164	1-3	84	51	118	118	22	22	
TOTALS	RPI 1-25	RPI 26-50	W-L RECORDS	RPI 51-100	RPI 101-150	RPI 150+				
11- 7	0- 3	0- 1	OVERALL	0- 2	2- 1	9- 0				
7- 2	0- 0	0- 0	HOME	0- 2	2- 0	5- 0				
4- 2	0- 1	0- 0	AWAY	0- 0	0- 1	4- 0				
0- 3	0- 2	0- 1	NEUTRAL	0- 0	0- 0	0- 0				
6- 6	0- 3	0- 1	NON-CONFERENCE	0- 2	1- 0	5- 0				
3- 2	0- 0	0- 0	HOME	0- 2	1- 0	2- 0				
3- 1	0- 1	0- 0	AWAY	0- 0	0- 0	3- 0				
0- 3	0- 2	0- 1	NEUTRAL	0- 0	0- 0	0- 0				
5- 1	0- 0	0- 0	CONFERENCE	0- 0	1- 1	4- 0				
4- 0	0- 0	0- 0	HOME	0- 0	1- 0	3- 0				
1- 1	0- 0	0- 0	AWAY	0- 0	0- 1	1- 0				
0- 0	0- 0	0- 0	NEUTRAL	0- 0	0- 0	0- 0				

RPI 1-25				RPI 26-50				RPI 51-100				RPI 101+ Team's RPI: 120			
RPI	S	Opponent	Score	RPI	S	Opponent	Score	RPI	S	Opponent	Score	RPI	S	Opponent	Score
1	N	Louisville	67 76	36	N	Oklahoma St.	47 60	78	H	Marist	57 73	106	A	Coastal Caro.	56 62
7	N	Oregon	54 91					97	H	Texas Southern	63 74	130	H	Louisiana	79 52
17	A	Northwestern	47 74									133	H	Wright St.	68 62
												180	A	Kansas St.	57 53
												202	H	Little Rock	65 58
												215	H	SMU	51 46
												238	H	Arkansas St.	71 44
												246	A	North Texas	68 49
												267	A	Appalachian St.	82 60
												337	A	Grambling	88 54
												346	H	La.-Monroe	72 34
												347	H	Chicago St.	84 53
LAST 10 Division I															
346	H	La.-Monroe	72 34	238	H	Arkansas St.	71 44								
130	H	Louisiana	79 52	97	H	Texas Southern	63 74								
106	A	Coastal Caro.	56 62	215	H	SMU	51 46								
267	A	Appalachian St.	82 60	78	H	Marist	57 73								
202	H	Little Rock	65 58	17	A	Northwestern	47 74								

Non-Div I Games:

UT Arlington

■ Loss,
 ■ Non-Conf,
 ■ S Site,
 ■ H Home
 ■ A Away
 N Neutral

Average RPI Win:	180	WON-LOST	WINNING	LAST 10	STRENGTH OF	OPP. STRENGTH	TEAM	ADJ.	CONF.	ADJ CONF.
Average RPI Loss:	44	RECORD	PCT. RANK	GAMES	SCHEDULE	OF SCHEDULE	RPI	RPI	RPI	RPI
DIV. I ONLY	10- 7	122	8-2	62	54	68	68	18	18	
DIV. I NON-CONF.	4- 7	225	2-2	18	9	115	115	21	21	
TOTALS	RPI 1-25	RPI 26-50	W-L RECORDS	RPI 51-100	RPI 101-150	RPI 150+				
10- 7	0- 3	0- 1	OVERALL	2- 2	2- 1	6- 0				
8- 1	0- 1	0- 0	HOME	2- 0	1- 0	5- 0				
2- 6	0- 2	0- 1	AWAY	0- 2	1- 1	1- 0				
0- 0	0- 0	0- 0	NEUTRAL	0- 0	0- 0	0- 0				
4- 7	0- 3	0- 1	NON-CONFERENCE	1- 2	0- 1	3- 0				
4- 1	0- 1	0- 0	HOME	1- 0	0- 0	3- 0				
0- 6	0- 2	0- 1	AWAY	0- 2	0- 1	0- 0				
0- 0	0- 0	0- 0	NEUTRAL	0- 0	0- 0	0- 0				
6- 0	0- 0	0- 0	CONFERENCE	1- 0	2- 0	3- 0				
4- 0	0- 0	0- 0	HOME	1- 0	1- 0	2- 0				
2- 0	0- 0	0- 0	AWAY	0- 0	1- 0	1- 0				
0- 0	0- 0	0- 0	NEUTRAL	0- 0	0- 0	0- 0				

RPI 1-25				RPI 26-50				RPI 51-100 Team's RPI: 68				RPI 101+			
RPI	S	Opponent	Score	RPI	S	Opponent	Score	RPI	S	Opponent	Score	RPI	S	Opponent	Score
1	H	Louisville	63 71	37	A	Arkansas	46 96	53	H	IUPUI	57 51	102	A	Saint Louis	50 56
8	A	Gonzaga	55 78					69	A	Southern Ill.	59 70	149	A	Austin Peay	69 61
14	A	Mississippi St.	46 82					77	A	Illinois St.	47 70	149	H	Austin Peay	65 61
								86	H	Belmont	74 57	166	H	Samford	80 75
												201	H	Chattanooga	78 51
												205	A	Murray St.	89 64
												205	H	Murray St.	98 56
												252	H	Lipscomb	83 67
												331	H	Tennessee St.	88 71
LAST 10 Division I															
149	H	Austin Peay	65 61	205	A	Murray St.	89 64								
205	H	Murray St.	98 56	37	A	Arkansas	46 96								
86	H	Belmont	74 57	1	H	Louisville	63 71								
331	H	Tennessee St.	88 71	252	H	Lipscomb	83 67								
149	A	Austin Peay	69 61	201	H	Chattanooga	78 51								

Non-Div I Games:

UT Martin

U
T
E
PU
T
E
P

UTEP

Page 319

Average RPI Win:	319	WON-LOST	WINNING	LAST 10	STRENGTH OF	OPP. STRENGTH	TEAM	ADJ.	CONF.	ADJ CONF.
Average RPI Loss:	181	RECORD	PCT. RANK	GAMES	SCHEDULE	OF SCHEDULE	RPI	RPI	RPI	RPI
DIV. I ONLY	4- 10	281	3-7	310	306	322	322	32	32	
DIV. I NON-CONF.	1- 8	322	0-5	248	185	330	330	32	32	
TOTALS	RPI 1-25	RPI 26-50	W-L RECORDS	RPI 51-100	RPI 101-150	RPI 150+				
4- 10	0- 0	0- 1	OVERALL	0- 2	0- 2	4- 5				
3- 3	0- 0	0- 0	HOME	0- 1	0- 1	3- 1				
1- 5	0- 0	0- 1	AWAY	0- 1	0- 1	1- 2				
0- 2	0- 0	0- 0	NEUTRAL	0- 0	0- 0	0- 2				
1- 8	0- 0	0- 1	NON-CONFERENCE	0- 2	0- 2	1- 3				
1- 2	0- 0	0- 0	HOME	0- 1	0- 1	1- 0				
0- 4	0- 0	0- 1	AWAY	0- 1	0- 1	0- 1				
0- 2	0- 0	0- 0	NEUTRAL	0- 0	0- 0	0- 2				
3- 2	0- 0	0- 0	CONFERENCE	0- 0	0- 0	3- 2				
2- 1	0- 0	0- 0	HOME	0- 0	0- 0	2- 1				
1- 1	0- 0	0- 0	AWAY	0- 0	0- 0	1- 1				
0- 0	0- 0	0- 0	NEUTRAL	0- 0	0- 0	0- 0				

RPI 1-25				RPI 26-50				RPI 51-100				RPI 101+				Team's RPI: 322	
RPI	S	Opponent	Score	RPI	S	Opponent	Score	RPI	S	Opponent	Score	RPI	S	Opponent	Score		
				45	A	Texas	69 85	82	A	Southern California	43 80	148	A	A&M-Corpus Christi	50 61		
								97	H	Texas Southern	44 71						
												148	H	A&M-Corpus Christi	54 59		
												180	A	Kansas St.	66 79		
												228	A	UMKC	56 60		
												281	N	Long Beach St.	65 69		
												287	N	Nevada	57 62		
												291	H	UTSA	75 64		
												297	H	California Baptist	87 68		
												318	H	Utah Valley	67 76		
												341	H	Seattle U	85 81		
												347	A	Chicago St.	87 67		
LAST 10 Division I																	
				318	H	Utah Valley	67 76	180	A	Kansas St.	66 79						
				341	H	Seattle U	85 81	287	N	Nevada	57 62						
				347	A	Chicago St.	87 67	281	N	Long Beach St.	65 69						
				228	A	UMKC	56 60	82	A	Southern California	43 80						
				297	H	California Baptist	87 68	148	H	A&M-Corpus Christi	54 59						

Non-Div I Games: Tex. A&M Int'l 72 56 Tex. A&M-Kingsville 66 45 Texas Lutheran 98 46 Minot St. 75 56

UTRGV

Loss, Non-Conf, S Site, H Home A Away N Neutral

Average RPI Win:	292	WON-LOST	WINNING	LAST 10	STRENGTH OF	OPP. STRENGTH	TEAM	ADJ.	CONF.	ADJ CONF.
Average RPI Loss:	187	RECORD	PCT. RANK	GAMES	SCHEDULE	OF SCHEDULE	RPI	RPI	RPI	RPI
DIV. I ONLY	3- 10	304	2-8	189	317	291	291	13	13	
DIV. I NON-CONF.	1- 7	321	0-5	215	306	327	327	14	14	
TOTALS	RPI 1-25	RPI 26-50	W-L RECORDS	RPI 51-100	RPI 101-150	RPI 150+				
3- 10	0- 0	0- 1	OVERALL	0- 0	0- 1	3- 8				
2- 2	0- 0	0- 0	HOME	0- 0	0- 0	2- 2				
1- 7	0- 0	0- 1	AWAY	0- 0	0- 0	1- 6				
0- 1	0- 0	0- 0	NEUTRAL	0- 0	0- 1	0- 0				
1- 7	0- 0	0- 1	NON-CONFERENCE	0- 0	0- 1	1- 5				
1- 1	0- 0	0- 0	HOME	0- 0	0- 0	1- 1				
0- 5	0- 0	0- 1	AWAY	0- 0	0- 0	0- 4				
0- 1	0- 0	0- 0	NEUTRAL	0- 0	0- 1	0- 0				
2- 3	0- 0	0- 0	CONFERENCE	0- 0	0- 0	2- 3				
1- 1	0- 0	0- 0	HOME	0- 0	0- 0	1- 1				
1- 2	0- 0	0- 0	AWAY	0- 0	0- 0	1- 2				
0- 0	0- 0	0- 0	NEUTRAL	0- 0	0- 0	0- 0				

RPI S	Opponent	Score	RPI S	Opponent	Score	RPI S	Opponent	Score	RPI S	Opponent	Score	Team's RPI: 291
45	A Texas	53 84							113	N Utah	45 91	
									159	H Sam Houston St.	77 81	
									169	A Texas Tech	58 115	
									175	A Southern Miss.	65 82	
									188	A Hawaii	50 62	
									193	H Fla. Atlantic	53 80	
									208	A UTEP	54 94	
									259	A Louisiana Tech	82 73	
									294	A Texas St.	69 74	
									305	H FIU	60 45	
									311	H Incarnate Word	63 56	
									322	A UTRGV	64 75	
LAST 10 Division I												
208	A UTEP	54 94	169	A Texas Tech	58 115							
175	A Southern Miss.	65 82	159	H Sam Houston St.	77 81							
259	A Louisiana Tech	82 73	294	A Texas St.	69 74							
305	H FIU	60 45	322	A UTRGV	64 75							
193	H Fla. Atlantic	53 80	113	N Utah	45 91							

Non-Div I Games: Texas Wesleyan 80 78 Southwest (NM) 79 62 Concordia (TX) 73 44

UTSA

Loss, Non-Conf, S Site, H Home A Away N Neutral

[illegible]

Utah

Page 322

Average RPI Win:	292	WON-LOST	WINNING	LAST 10	STRENGTH OF	OPP. STRENGTH	TEAM	ADJ.	CONF.	ADJ CONF.
Average RPI Loss:	165	RECORD	PCT. RANK	GAMES	SCHEDULE	OF SCHEDULE	RPI	RPI	RPI	RPI
DIV. I ONLY	5- 13	283	3-7	187	267	276	276	17	17	
DIV. I NON-CONF.	4- 6	212	2-2	135	257	187	187	24	24	
TOTALS	RPI 1-25	RPI 26-50	W-L RECORDS	RPI 51-100	RPI 101-150	RPI 150+				
5- 13	0- 2	0- 0	OVERALL	0- 3	0- 2	5- 6				
3- 5	0- 0	0- 0	HOME	0- 1	0- 2	3- 2				
2- 8	0- 2	0- 0	AWAY	0- 2	0- 0	2- 4				
0- 0	0- 0	0- 0	NEUTRAL	0- 0	0- 0	0- 0				
4- 6	0- 2	0- 0	NON-CONFERENCE	0- 1	0- 1	4- 2				
3- 1	0- 0	0- 0	HOME	0- 0	0- 1	3- 0				
1- 5	0- 2	0- 0	AWAY	0- 1	0- 0	1- 2				
0- 0	0- 0	0- 0	NEUTRAL	0- 0	0- 0	0- 0				
1- 7	0- 0	0- 0	CONFERENCE	0- 2	0- 1	1- 4				
0- 4	0- 0	0- 0	HOME	0- 1	0- 1	0- 2				
1- 3	0- 0	0- 0	AWAY	0- 1	0- 0	1- 2				
0- 0	0- 0	0- 0	NEUTRAL	0- 0	0- 0	0- 0				

RPI	S	Opponent	Score	RPI	S	Opponent	Score	RPI	S	Opponent	Score	RPI	S	Opponent	Score	Team's RPI: 276
7	A	Oregon	52 109					65	A	BYU	50 67	127	H	Portland	64 70	
10	A	Oregon St.	46 75					96	A	Fresno St.	64 76	139	H	San Jose St.	61 76	
								100	H	Boise St.	59 65	186	H	UNLV	46 60	
												220	A	Cal St. Fullerton	62 83	
												246	H	North Texas	66 55	
												270	A	San Diego St.	62 66	
												277	H	Idaho St.	69 61	
												281	A	Long Beach St.	56 48	
												287	A	Nevada	60 69	
												317	A	Air Force	53 52	
												317	H	Air Force	45 62	
												318	A	Utah Valley	49 57	
												341	H	Seattle U	70 63	
LAST 10 Division I																
317	A	Air Force	53 52	186	H	UNLV	46 60									
100	H	Boise St.	59 65	318	A	Utah Valley	49 57									
287	A	Nevada	60 69	277	H	Idaho St.	69 61									
317	H	Air Force	45 62	246	H	North Texas	66 55									
270	A	San Diego St.	62 66	10	A	Oregon St.	46 75									

Non-Div I Games: Dixie St. 61 49

Utah St.

Utah Valley

Through Games Of Jan. 22, 2020

Average RPI Win:	304	WON-LOST	WINNING	LAST 10	STRENGTH OF	OPP. STRENGTH	TEAM	ADJ.	CONF.	ADJ CONF.
Average RPI Loss:	212	RECORD	PCT. RANK	GAMES	SCHEDULE	OF SCHEDULE	RPI	RPI	RPI	RPI
DIV. I ONLY	6- 9	227	6-4	342	321	318	318	32	32	
DIV. I NON-CONF.	1- 9	326	1-4	321	264	344	344	32	32	
TOTALS	RPI 1-25	RPI 26-50	W-L RECORDS	RPI 51-100	RPI 101-150	RPI 150+				
6- 9	0- 0	0- 0	OVERALL	0- 2	0- 0	6- 7				
4- 4	0- 0	0- 0	HOME	0- 0	0- 0	4- 4				
2- 5	0- 0	0- 0	AWAY	0- 2	0- 0	2- 3				
0- 0	0- 0	0- 0	NEUTRAL	0- 0	0- 0	0- 0				
1- 9	0- 0	0- 0	NON-CONFERENCE	0- 2	0- 0	1- 7				
1- 4	0- 0	0- 0	HOME	0- 0	0- 0	1- 4				
0- 5	0- 0	0- 0	AWAY	0- 2	0- 0	0- 3				
0- 0	0- 0	0- 0	NEUTRAL	0- 0	0- 0	0- 0				
5- 0	0- 0	0- 0	CONFERENCE	0- 0	0- 0	5- 0				
3- 0	0- 0	0- 0	HOME	0- 0	0- 0	3- 0				
2- 0	0- 0	0- 0	AWAY	0- 0	0- 0	2- 0				
0- 0	0- 0	0- 0	NEUTRAL	0- 0	0- 0	0- 0				

RPI S	Opponent	Score	RPI S	Opponent	Score	RPI S	Opponent	Score	RPI S	Opponent	Score
						65	A BYU	57 71	165	H Montana	52 63
						100	A Boise St.	69 77	192	H Southern Utah	58 71
									228	H UMKC	62 41
									236	A UC Riverside	53 67
									276	H Utah St.	57 49
									277	H Idaho St.	61 88
									280	A UC Santa Barbara	51 59
									287	H Nevada	57 60
									302	A Weber St.	46 72
									307	A New Mexico St.	58 54
									322	A UTRGV	76 67
									341	H Seattle U	70 58
									347	H Chicago St.	89 58
LAST 10 Division I											
322	A UTRGV	76 67	276	H Utah St.	57 49						
307	A New Mexico St.	58 54	302	A Weber St.	46 72						
341	H Seattle U	70 58	65	A BYU	57 71						
228	H UMKC	62 41	165	H Montana	52 63						
347	H Chicago St.	89 58	277	H Idaho St.	61 88						

Non-Div I Games: Antelope Valley 77 61 Ottawa (AZ) 99 50

Utah Valley

Loss, Non-Conf, S Site, H Home A Away N Neutral

Average RPI Win:	177	WON-LOST	WINNING	LAST 10	STRENGTH OF	OPP. STRENGTH	TEAM	ADJ.	CONF.	ADJ CONF.
Average RPI Loss:	106	RECORD	PCT. RANK	GAMES	SCHEDULE	OF SCHEDULE	RPI	RPI	RPI	RPI
DIV. I ONLY	10- 8	150	7-3	97	106	110	110	12	12	
DIV. I NON-CONF.	5- 8	221	2-3	125	130	211	211	12	12	
TOTALS	RPI 1-25	RPI 26-50	W-L RECORDS	RPI 51-100	RPI 101-150	RPI 150+				
10- 8	0- 0	1- 0	OVERALL	0- 4	4- 2	5- 2				
6- 3	0- 0	1- 0	HOME	0- 0	1- 2	4- 1				
3- 5	0- 0	0- 0	AWAY	0- 4	3- 0	0- 1				
1- 0	0- 0	0- 0	NEUTRAL	0- 0	0- 0	1- 0				
5- 8	0- 0	1- 0	NON-CONFERENCE	0- 4	0- 2	4- 2				
4- 3	0- 0	1- 0	HOME	0- 0	0- 2	3- 1				
0- 5	0- 0	0- 0	AWAY	0- 4	0- 0	0- 1				
1- 0	0- 0	0- 0	NEUTRAL	0- 0	0- 0	1- 0				
5- 0	0- 0	0- 0	CONFERENCE	0- 0	4- 0	1- 0				
2- 0	0- 0	0- 0	HOME	0- 0	1- 0	1- 0				
3- 0	0- 0	0- 0	AWAY	0- 0	3- 0	0- 0				
0- 0	0- 0	0- 0	NEUTRAL	0- 0	0- 0	0- 0				

RPI S	Opponent	Score	RPI S	Opponent	Score	RPI S	Opponent	Score	RPI S	Opponent	Score	Team's RPI: 110
33	H Old Dominion	62 49	52	A Middle Tenn.	63 86	102	A Saint Louis	65 52	114	H Cincinnati	56 58	
			57	A Seton Hall	33 53	128	H N.C. A&T	58 69	129	H Richmond	53 50	
			79	A Boston College	52 87	132	A Massachusetts	61 46	140	A Rhode Island	75 54	
			85	A South Fla.	55 77	157	H William & Mary	55 69	174	H Saint Joseph's	47 40	
						175	A Southern Miss.	39 51	236	H UC Riverside	67 51	
						267	H Appalachian St.	66 38	278	N Omaha	74 66	
						282	H East Carolina	53 40				
LAST 10 Division I												
132	A Massachusetts	61 46	128	H N.C. A&T	58 69	236	H UC Riverside	67 51	52	A Middle Tenn.	63 86	
129	H Richmond	53 50				33	H Old Dominion	62 49	157	H William & Mary	55 69	
102	A Saint Louis	65 52										
174	H Saint Joseph's	47 40										
140	A Rhode Island	75 54										

Non-Div I Games:

VCU

Valparaiso

Through Games Of Jan. 22, 2020

Average RPI Win:	277	WON-LOST	WINNING	LAST 10	STRENGTH OF	OPP. STRENGTH	TEAM	ADJ.	CONF.	ADJ CONF.
Average RPI Loss:	66	RECORD	PCT. RANK	GAMES	SCHEDULE	OF SCHEDULE	RPI	RPI	RPI	RPI
DIV. I ONLY	10- 7	122	6-4	268	147	184	184	7	7	
DIV. I NON-CONF.	8- 3	68	4-0	313	234	136	136	7	7	
TOTALS	RPI 1-25	RPI 26-50	W-L RECORDS	RPI 51-100	RPI 101-150	RPI 150+				
10- 7	0- 2	0- 1	OVERALL	0- 3	0- 0	10- 1				
4- 4	0- 1	0- 0	HOME	0- 3	0- 0	4- 0				
6- 2	0- 1	0- 0	AWAY	0- 0	0- 0	6- 1				
0- 1	0- 0	0- 1	NEUTRAL	0- 0	0- 0	0- 0				
8- 3	0- 1	0- 1	NON-CONFERENCE	0- 0	0- 0	8- 1				
4- 0	0- 0	0- 0	HOME	0- 0	0- 0	4- 0				
4- 2	0- 1	0- 0	AWAY	0- 0	0- 0	4- 1				
0- 1	0- 0	0- 1	NEUTRAL	0- 0	0- 0	0- 0				
2- 4	0- 1	0- 0	CONFERENCE	0- 3	0- 0	2- 0				
0- 4	0- 1	0- 0	HOME	0- 3	0- 0	0- 0				
2- 0	0- 0	0- 0	AWAY	0- 0	0- 0	2- 0				
0- 0	0- 0	0- 0	NEUTRAL	0- 0	0- 0	0- 0				

RPI S	Opponent	Score	RPI S	Opponent	Score	RPI S	Opponent	Score	RPI S	Opponent	Score	Team's RPI: 184
3	H Missouri St.	68 81	28	N Ohio St.	38 89	69	H Southern Ill.	51 67	162	A Toledo	61 54	
17	A Northwestern	48 69				75	H Bradley	61 75	190	A North Dakota	63 65	
						77	H Illinois St.	60 72	197	H Bowling Green	95 90	
									251	A Eastern Ill.	78 66	
									263	H Morehead St.	55 53	
									272	A Indiana St.	75 56	
									292	A North Dakota St.	66 54	
									313	A Detroit Mercy	77 58	
									327	A Evansville	88 66	
									343	H UIC	63 37	
									347	H Chicago St.	95 49	
LAST 10 Division I												
75	H Bradley	61 75	69	H Southern Ill.	51 67							
77	H Illinois St.	60 72	251	A Eastern Ill.	78 66							
327	A Evansville	88 66	347	H Chicago St.	95 49							
272	A Indiana St.	75 56	263	H Morehead St.	55 53							
3	H Missouri St.	68 81	343	H UIC	63 37							

Non-Div I Games:

Valparaiso

■ Loss,
 ■ Non-Conf,
 S Site,
 ■ Home
 ■ Away
 N Neutral

Vanderbilt

Through Games Of Jan. 22, 2020

Average RPI Win: 190		WON-LOST	WINNING	LAST 10	STRENGTH OF	OPP. STRENGTH	TEAM	ADJ.	CONF.	ADJ CONF.
Average RPI Loss: 46		RECORD	PCT. RANK	GAMES	SCHEDULE	OF SCHEDULE	RPI	RPI	RPI	RPI
DIV. I ONLY		12- 6	71	7-3	37	120	61	61	4	4
DIV. I NON-CONF.		10- 3	60	5-0	75	240	61	61	5	5
TOTALS		RPI 1-25	RPI 26-50		W-L RECORDS		RPI 51-100	RPI 101-150		RPI 150+
12- 6	0- 2	0- 2		OVERALL		1- 1	5- 1		6- 0	
8- 3	0- 2	0- 1		HOME		0- 0	4- 0		4- 0	
3- 1	0- 0	0- 0		AWAY		1- 0	1- 1		1- 0	
1- 2	0- 0	0- 1		NEUTRAL		0- 1	0- 0		1- 0	
10- 3	0- 1	0- 1		NON-CONFERENCE		0- 1	4- 0		6- 0	
7- 1	0- 1	0- 0		HOME		0- 0	3- 0		4- 0	
2- 0	0- 0	0- 0		AWAY		0- 0	1- 0		1- 0	
1- 2	0- 0	0- 1		NEUTRAL		0- 1	0- 0		1- 0	
2- 3	0- 1	0- 1		CONFERENCE		1- 0	1- 1		0- 0	
1- 2	0- 1	0- 1		HOME		0- 0	1- 0		0- 0	
1- 1	0- 0	0- 0		AWAY		1- 0	0- 1		0- 0	
0- 0	0- 0	0- 0		NEUTRAL		0- 0	0- 0		0- 0	

RPI 1-25				RPI 26-50				RPI 51-100				Team's RPI: 61	RPI 101+			
RPI	S	Opponent	Score	RPI	S	Opponent	Score	RPI	S	Opponent	Score		RPI	S	Opponent	Score
2	H	South Carolina	57 93	35	N	Rutgers	56 62	57	N	Seton Hall	65 69		102	H	Saint Louis	62 50
5	H	UConn	51 64	37	H	Arkansas	66 100	89	A	Georgia	63 55		104	A	Washington	76 74
													141	A	Florida	60 68
													142	H	Tennessee Tech	75 61
													143	H	Furman	74 46
													146	H	Auburn	77 55
													154	H	Columbia	72 51
													248	H	Radford	80 46
													258	H	Eastern Ky.	75 69
													264	N	UC Irvine	76 63
													304	H	Jacksonville St.	88 66
													331	A	Tennessee St.	106 55
LAST 10 Division I																
37	H	Arkansas	66 100	154	H	Columbia	72 51									
2	H	South Carolina	57 93	104	A	Washington	76 74									
89	A	Georgia	63 55	264	N	UC Irvine	76 63									
141	A	Florida	60 68	258	H	Eastern Ky.	75 69									
146	H	Auburn	77 55	142	H	Tennessee Tech	75 61									

Non-Div I Games:

Vanderbilt

Loss, Non-Conf, S Site, H Home A Away N Neutral

Average RPI Win:	307	WON-LOST	WINNING	LAST 10	STRENGTH OF	OPP. STRENGTH	TEAM	ADJ.	CONF.	ADJ CONF.
Average RPI Loss:	164	RECORD	PCT. RANK	GAMES	SCHEDULE	OF SCHEDULE	RPI	RPI	RPI	RPI
DIV. I ONLY	8- 10	204	6-4	299	315	273	273	28	28	
DIV. I NON-CONF.	5- 7	205	3-1	291	291	287	287	29	29	
TOTALS	RPI 1-25	RPI 26-50	W-L RECORDS	RPI 51-100	RPI 101-150	RPI 150+				
8- 10	0- 0	0- 0	OVERALL	0- 3	0- 2	8- 5				
6- 3	0- 0	0- 0	HOME	0- 0	0- 1	6- 2				
2- 7	0- 0	0- 0	AWAY	0- 3	0- 1	2- 3				
0- 0	0- 0	0- 0	NEUTRAL	0- 0	0- 0	0- 0				
5- 7	0- 0	0- 0	NON-CONFERENCE	0- 2	0- 2	5- 3				
4- 2	0- 0	0- 0	HOME	0- 0	0- 1	4- 1				
1- 5	0- 0	0- 0	AWAY	0- 2	0- 1	1- 2				
0- 0	0- 0	0- 0	NEUTRAL	0- 0	0- 0	0- 0				
3- 3	0- 0	0- 0	CONFERENCE	0- 1	0- 0	3- 2				
2- 1	0- 0	0- 0	HOME	0- 0	0- 0	2- 1				
1- 2	0- 0	0- 0	AWAY	0- 1	0- 0	1- 1				
0- 0	0- 0	0- 0	NEUTRAL	0- 0	0- 0	0- 0				

RPI 1-25				RPI 26-50				RPI 51-100				RPI 101+ Team's RPI: 273					
RPI	S	Opponent	Score	RPI	S	Opponent	Score	RPI	S	Opponent	Score	RPI	S	Opponent	Score		
								70	A	Minnesota	58	90	132	H	Massachusetts	49	83
								93	A	Stony Brook	49	67	140	A	Rhode Island	74	77
								99	A	Loyola Chicago	76	78	155	A	Dartmouth	55	72
													170	A	Merrimack	53	78
													196	H	Binghamton	65	62
													227	H	Saint Francis (PA)	69	73
													229	H	Maine	47	65
													262	H	Navy	64	56
													319	H	Bryant	71	66
													320	A	Albany (NY)	49	58
													321	H	UMBC	60	58
													330	H	NJIT	65	59
													333	H	Canisius	76	53
													344	A	Hartford	63	53
													348	A	LIU Brooklyn	73	62
LAST 10 Division I																	
				229	H	Maine	47	65	320	A	Albany (NY)	49	58				
				344	A	Hartford	63	53	170	A	Merrimack	53	78				
				196	H	Binghamton	65	62	348	A	LIU Brooklyn	73	62				
				321	H	UMBC	60	58	330	H	NJIT	65	59				
				93	A	Stony Brook	49	67	333	H	Canisius	76	53				

Non-Div I Games: Norwich 86 40

Vermont

Villanova

Through Games Of Jan. 22, 2020

Average RPI Win:	144	WON-LOST	WINNING	LAST 10	STRENGTH OF	OPP. STRENGTH	TEAM	ADJ.	CONF.	ADJ CONF.
Average RPI Loss:	96	RECORD	PCT. RANK	GAMES	SCHEDULE	OF SCHEDULE	RPI	RPI	RPI	RPI
DIV. I ONLY	11- 7	110	7-3	98	48	91	91	6	6	
DIV. I NON-CONF.	6- 5	151	2-1	71	71	85	85	6	6	
TOTALS	RPI 1-25	RPI 26-50	W-L RECORDS	RPI 51-100	RPI 101-150	RPI 150+				
11- 7	0- 1	1- 1	OVERALL	2- 2	3- 1	5- 2				
6- 4	0- 1	0- 1	HOME	0- 0	2- 1	4- 1				
5- 3	0- 0	1- 0	AWAY	2- 2	1- 0	1- 1				
0- 0	0- 0	0- 0	NEUTRAL	0- 0	0- 0	0- 0				
6- 5	0- 0	0- 1	NON-CONFERENCE	1- 2	2- 0	3- 2				
3- 2	0- 0	0- 1	HOME	0- 0	1- 0	2- 1				
3- 3	0- 0	0- 0	AWAY	1- 2	1- 0	1- 1				
0- 0	0- 0	0- 0	NEUTRAL	0- 0	0- 0	0- 0				
5- 2	0- 1	1- 0	CONFERENCE	1- 0	1- 1	2- 0				
3- 2	0- 1	0- 0	HOME	0- 0	1- 1	2- 0				
2- 0	0- 0	1- 0	AWAY	1- 0	0- 0	0- 0				
0- 0	0- 0	0- 0	NEUTRAL	0- 0	0- 0	0- 0				

RPI S	Opponent	Score	RPI S	Opponent	Score	RPI S	Opponent	Score	RPI S	Opponent	Score
23	H Creighton	42 58	44	H James Madison	52 56	56	A Temple	69 74	109	H Butler	41 58
			47	A St. John's (NY)	67 62	57	A Seton Hall	61 55	112	H Providence	51 49
						89	A Georgia	63 58	123	H Penn	70 58
						90	A Drexel	52 54	124	A Fordham	73 66
									153	H George Washington	56 68
									174	H Saint Joseph's	60 44
									197	A American	54 76
									199	A La Salle	77 69
									213	H Manhattan	63 51
									214	H Xavier	66 54
									237	H Georgetown	74 53
LAST 10 Division I											
237	H Georgetown	74 53	57	A Seton Hall	61 55						
123	H Penn	70 58	23	H Creighton	42 58						
214	H Xavier	66 54	112	H Providence	51 49						
109	H Butler	41 58	199	A La Salle	77 69						
47	A St. John's (NY)	67 62	56	A Temple	69 74						

Non-Div I Games:

Villanova

Loss, Non-Conf, S Site, H Home A Away N Neutral

Virginia

Through Games Of Jan. 22, 2020

Average RPI Win:	99	WON-LOST	WINNING	LAST 10	STRENGTH OF	OPP. STRENGTH	TEAM	ADJ.	CONF.	ADJ CONF.
Average RPI Loss:	35	RECORD	PCT. RANK	GAMES	SCHEDULE	OF SCHEDULE	RPI	RPI	RPI	RPI
DIV. I ONLY	7- 11	231	3-7	1	16	34	34	5	5	
DIV. I NON-CONF.	5- 6	187	1-2	1	18	18	18	3	3	
TOTALS	RPI 1-25	RPI 26-50	W-L RECORDS	RPI 51-100	RPI 101-150	RPI 150+				
7- 11	0- 5	4- 3	OVERALL	1- 3	0- 0	2- 0				
4- 4	0- 2	4- 1	HOME	0- 1	0- 0	0- 0				
3- 6	0- 2	0- 2	AWAY	1- 2	0- 0	2- 0				
0- 1	0- 1	0- 0	NEUTRAL	0- 0	0- 0	0- 0				
5- 6	0- 4	3- 1	NON-CONFERENCE	0- 1	0- 0	2- 0				
3- 2	0- 2	3- 0	HOME	0- 0	0- 0	0- 0				
2- 3	0- 1	0- 1	AWAY	0- 1	0- 0	2- 0				
0- 1	0- 1	0- 0	NEUTRAL	0- 0	0- 0	0- 0				
2- 5	0- 1	1- 2	CONFERENCE	1- 2	0- 0	0- 0				
1- 2	0- 0	1- 1	HOME	0- 1	0- 0	0- 0				
1- 3	0- 1	0- 1	AWAY	1- 1	0- 0	0- 0				
0- 0	0- 0	0- 0	NEUTRAL	0- 0	0- 0	0- 0				

RPI	S	Opponent	Score	RPI	S	Opponent	Score	RPI	S	Opponent	Score	RPI	S	Opponent	Score
5	A	UConn	44 83	29	H	Virginia Tech	61 69	58	A	Wake Forest	56 62	186	A	UNLV	63 55
9	H	UCLA	62 73	33	H	Old Dominion	56 53	73	H	North Carolina	47 65	256	A	CSUN	72 47
14	N	Mississippi St.	59 72	35	A	Rutgers	63 73	79	A	Boston College	69 52				
15	A	NC State	60 80	40	A	Georgia Tech	51 61	82	A	Southern California	49 59				
20	H	Kentucky	47 50	44	H	James Madison	55 49								
				48	H	Bucknell	84 60								
				49	H	Duke	66 63								
LAST 10 Division I															
29	H	Virginia Tech	61 69	73	H	North Carolina	47 65								
58	A	Wake Forest	56 62	40	A	Georgia Tech	51 61								
79	A	Boston College	69 52	14	N	Mississippi St.	59 72								
49	H	Duke	66 63	186	A	UNLV	63 55								
15	A	NC State	60 80	35	A	Rutgers	63 73								

Non-Div I Games:

Virginia

■ Loss,
■ Non-Conf,
■ S Site,
■ H Home
■ A Away
N Neutral

Average RPI Win:	152	WON-LOST	WINNING	LAST 10	STRENGTH OF	OPP. STRENGTH	TEAM	ADJ.	CONF.	ADJ CONF.
Average RPI Loss:	43	RECORD	PCT. RANK	GAMES	SCHEDULE	OF SCHEDULE	RPI	RPI	RPI	RPI
DIV. I ONLY	13- 4	42	7-3	66	43	29	29	5	5	
DIV. I NON-CONF.	10- 1	19	4-0	99	98	24	24	3	3	
TOTALS	RPI 1-25	RPI 26-50	W-L RECORDS	RPI 51-100	RPI 101-150	RPI 150+				
13- 4	1- 2	1- 1	OVERALL	3- 1	2- 0	6- 0				
8- 0	1- 0	0- 0	HOME	2- 0	1- 0	4- 0				
2- 3	0- 2	1- 1	AWAY	0- 0	0- 0	1- 0				
3- 1	0- 0	0- 0	NEUTRAL	1- 1	1- 0	1- 0				
10- 1	1- 0	0- 0	NON-CONFERENCE	2- 1	2- 0	5- 0				
6- 0	1- 0	0- 0	HOME	1- 0	1- 0	3- 0				
1- 0	0- 0	0- 0	AWAY	0- 0	0- 0	1- 0				
3- 1	0- 0	0- 0	NEUTRAL	1- 1	1- 0	1- 0				
3- 3	0- 2	1- 1	CONFERENCE	1- 0	0- 0	1- 0				
2- 0	0- 0	0- 0	HOME	1- 0	0- 0	1- 0				
1- 3	0- 2	1- 1	AWAY	0- 0	0- 0	0- 0				
0- 0	0- 0	0- 0	NEUTRAL	0- 0	0- 0	0- 0				

RPI 1-25				RPI 26-50				Team's RPI: 29	RPI 51-100				RPI 101+			
RPI	S	Opponent	Score	RPI	S	Opponent	Score		RPI	S	Opponent	Score	RPI	S	Opponent	Score
15	A	NC State	69 76	34	A	Virginia	69 61		73	H	North Carolina	76 70	111	H	Liberty	73 69
18	A	Florida St.	62 86	49	A	Duke	67 72		86	N	Belmont	60 58	126	N	Rice	54 45
25	H	Purdue	67 54						89	N	Georgia	72 77	152	N	Wichita St.	84 63
									92	H	Davidson	88 68	206	A	George Mason	77 58
													218	H	Gardner-Webb	87 65
													227	H	Saint Francis (PA)	105 41
													301	H	Pittsburgh	68 56
													323	H	UMES	86 43
LAST 10 Division I																
34	A	Virginia	69 61	18	A	Florida St.	62 86									
49	A	Duke	67 72	152	N	Wichita St.	84 63									
301	H	Pittsburgh	68 56	126	N	Rice	54 45									
73	H	North Carolina	76 70	218	H	Gardner-Webb	87 65									
15	A	NC State	69 76	25	H	Purdue	67 54									

Non-Div I Games:

Virginia Tech

■ Loss,
 ■ Non-Conf, S Site,
 ■ Home
 ■ Away
 N Neutral

Average RPI Win: 329	WON-LOST	WINNING	LAST 10	STRENGTH OF	OPP. STRENGTH	TEAM	ADJ.	CONF.	ADJ CONF.
Average RPI Loss: 132	RECORD	PCT. RANK	GAMES	SCHEDULE	OF SCHEDULE	RPI	RPI	RPI	RPI
DIV. I ONLY	5- 11	269	2-8	154	330	269	269	29	29
DIV. I NON-CONF.	3- 7	252	0-4	44	325	208	208	30	30
TOTALS	RPI 1-25	RPI 26-50	W-L RECORDS	RPI 51-100	RPI 101-150	RPI 150+			
5- 11	0- 1	0- 1	OVERALL	0- 3	0- 2	5- 4			
5- 2	0- 0	0- 0	HOME	0- 1	0- 0	5- 1			
0- 9	0- 1	0- 1	AWAY	0- 2	0- 2	0- 3			
0- 0	0- 0	0- 0	NEUTRAL	0- 0	0- 0	0- 0			
3- 7	0- 1	0- 1	NON-CONFERENCE	0- 3	0- 1	3- 1			
3- 1	0- 0	0- 0	HOME	0- 1	0- 0	3- 0			
0- 6	0- 1	0- 1	AWAY	0- 2	0- 1	0- 1			
0- 0	0- 0	0- 0	NEUTRAL	0- 0	0- 0	0- 0			
2- 4	0- 0	0- 0	CONFERENCE	0- 0	0- 1	2- 3			
2- 1	0- 0	0- 0	HOME	0- 0	0- 0	2- 1			
0- 3	0- 0	0- 0	AWAY	0- 0	0- 1	0- 2			
0- 0	0- 0	0- 0	NEUTRAL	0- 0	0- 0	0- 0			

RPI 1-25				RPI 26-50				RPI 51-100				RPI 101+ Team's RPI: 269			
RPI	S	Opponent	Score	RPI	S	Opponent	Score	RPI	S	Opponent	Score	RPI	S	Opponent	Score
16	A	Maryland	56 119	46	A	Yale	68 87	88	A	Rider	63 77	109	A	Butler	58 74
								93	H	Stony Brook	45 66	131	A	Robert Morris	47 51
								95	A	Colgate	58 74	164	A	Youngstown St.	42 64
												212	A	Mt. St. Mary's	63 78
												227	A	Saint Francis (PA)	50 51
												268	H	Sacred Heart	65 79
												306	H	St. Francis Brooklyn	74 66
												321	H	UMBC	67 60
												330	H	NJIT	61 59
												340	H	Saint Peter's	90 89
												348	H	LIU Brooklyn	63 61
LAST 10 Division I															
348	H	LIU Brooklyn	63 61	212	A	Mt. St. Mary's	63 78								
306	H	St. Francis Brooklyn	74 66	46	A	Yale	68 87								
227	A	Saint Francis (PA)	50 51	95	A	Colgate	58 74								
131	A	Robert Morris	47 51	88	A	Rider	63 77								
268	H	Sacred Heart	65 79	93	H	Stony Brook	45 66								

Non-Div I Games: Staten Island 81 57

Wagner

■ Loss,
 ■ Non-Conf,
 ■ S Site,
 ■ H Home
 ■ A Away
 N Neutral

Wake Forest

Through Games Of Jan. 22, 2020

Average RPI Win: 139	WON-LOST	WINNING	LAST 10	STRENGTH OF	OPP. STRENGTH	TEAM	ADJ.	CONF.	ADJ CONF.
Average RPI Loss: 76	RECORD	PCT. RANK	GAMES	SCHEDULE	OF SCHEDULE	RPI	RPI	RPI	RPI
DIV. I ONLY	11- 7	110	7-3	56	23	58	58	5	5
DIV. I NON-CONF.	7- 4	100	3-0	132	144	108	108	3	3
TOTALS	RPI 1-25	RPI 26-50	W-L RECORDS	RPI 51-100	RPI 101-150	RPI 150+			
11- 7	0- 2	3- 1	OVERALL	1- 2	3- 1	4- 1			
7- 2	0- 0	2- 0	HOME	0- 1	1- 1	4- 0			
2- 5	0- 2	1- 1	AWAY	0- 1	1- 0	0- 1			
2- 0	0- 0	0- 0	NEUTRAL	1- 0	1- 0	0- 0			
7- 4	0- 0	0- 1	NON-CONFERENCE	1- 1	3- 1	3- 1			
4- 2	0- 0	0- 0	HOME	0- 1	1- 1	3- 0			
1- 2	0- 0	0- 1	AWAY	0- 0	1- 0	0- 1			
2- 0	0- 0	0- 0	NEUTRAL	1- 0	1- 0	0- 0			
4- 3	0- 2	3- 0	CONFERENCE	0- 1	0- 0	1- 0			
3- 0	0- 0	2- 0	HOME	0- 0	0- 0	1- 0			
1- 3	0- 2	1- 0	AWAY	0- 1	0- 0	0- 0			
0- 0	0- 0	0- 0	NEUTRAL	0- 0	0- 0	0- 0			

RPI 1-25				RPI 26-50				RPI 51-100				Team's RPI: 58	RPI 101+			
RPI	S	Opponent	Score	RPI	S	Opponent	Score	RPI	S	Opponent	Score		RPI	S	Opponent	Score
1	A	Louisville	61 75	34	H	Virginia	62 56	54	A	Miami (FL)	56 59		105	A	Elon	69 57
15	A	NC State	45 59	40	H	Georgia Tech	65 60	59	H	Charlotte	65 77		125	H	UNC Greensboro	65 67
				47	A	St. John's (NY)	74 82	87	N	Dayton	78 59		138	H	Campbell	74 46
				49	A	Duke	60 58						141	N	Florida	73 68
													171	H	Clemson	63 58
													232	A	ETSU	60 67
													242	H	UNCW	65 55
													243	H	Col. of Charleston	106 50
													282	H	East Carolina	76 53
LAST 10 Division I																
15	A	NC State	45 59	49	A	Duke	60 58									
34	H	Virginia	62 56	54	A	Miami (FL)	56 59									
1	A	Louisville	61 75	141	N	Florida	73 68									
171	H	Clemson	63 58	87	N	Dayton	78 59									
40	H	Georgia Tech	65 60	138	H	Campbell	74 46									

Non-Div I Games:

Wake Forest

■ Loss,
 ■ Non-Conf,
 ■ S Site,
 ■ H Home
 ■ A Away
 N Neutral

Average RPI Win:	178	WON-LOST	WINNING	LAST 10	STRENGTH OF	OPP. STRENGTH	TEAM	ADJ.	CONF.	ADJ CONF.
Average RPI Loss:	73	RECORD	PCT. RANK	GAMES	SCHEDULE	OF SCHEDULE	RPI	RPI	RPI	RPI
DIV. I ONLY	10- 7	122	4-6	79	41	104	104	1	1	
DIV. I NON-CONF.	8- 3	68	2-2	187	107	124	124	1	1	
TOTALS	RPI 1-25	RPI 26-50	W-L RECORDS	RPI 51-100	RPI 101-150	RPI 150+				
10- 7	1- 1	0- 2	OVERALL	1- 2	2- 1	6- 1				
4- 6	0- 0	0- 2	HOME	0- 2	1- 1	3- 1				
3- 1	0- 1	0- 0	AWAY	1- 0	1- 0	1- 0				
3- 0	1- 0	0- 0	NEUTRAL	0- 0	0- 0	2- 0				
8- 3	1- 0	0- 0	NON-CONFERENCE	0- 1	1- 1	6- 1				
4- 3	0- 0	0- 0	HOME	0- 1	1- 1	3- 1				
1- 0	0- 0	0- 0	AWAY	0- 0	0- 0	1- 0				
3- 0	1- 0	0- 0	NEUTRAL	0- 0	0- 0	2- 0				
2- 4	0- 1	0- 2	CONFERENCE	1- 1	1- 0	0- 0				
0- 3	0- 0	0- 2	HOME	0- 1	0- 0	0- 0				
2- 1	0- 1	0- 0	AWAY	1- 0	1- 0	0- 0				
0- 0	0- 0	0- 0	NEUTRAL	0- 0	0- 0	0- 0				

RPI 1-25				RPI 26-50				RPI 51-100				RPI 101+				Team's RPI: 104
RPI	S	Opponent	Score	RPI	S	Opponent	Score	RPI	S	Opponent	Score	RPI	S	Opponent	Score	
4	A	Stanford	56 77	27	H	Arizona St.	50 67	61	H	Vanderbilt	74 76	101	A	California	67 64	
6	N	Iowa	70 63	41	H	Arizona	58 66	74	A	Washington St.	65 56	118	H	Tulane	62 64	
								74	H	Washington St.	59 66	135	H	CSU Bakersfield	80 49	
												151	A	San Diego	65 47	
												188	H	Hawaii	50 62	
												207	N	Iona	65 34	
												233	H	San Francisco	73 54	
												234	N	Howard	75 58	
												302	H	Weber St.	94 41	
												341	H	Seattle U	78 46	
LAST 10 Division I																
				41	H	Arizona	58 66	74	A	Washington St.	65 56					
				27	H	Arizona St.	50 67	61	H	Vanderbilt	74 76					
				74	H	Washington St.	59 66	233	H	San Francisco	73 54					
				4	A	Stanford	56 77	151	A	San Diego	65 47					
				101	A	California	67 64	188	H	Hawaii	50 62					

Non-Div I Games:

Washington

 Loss,
 Non-Conf,
S Site,
 Home
 Away
N Neutral

Average RPI Win:	188	WON-LOST	WINNING	LAST 10	STRENGTH OF	OPP. STRENGTH	TEAM	ADJ.	CONF.	ADJ CONF.
Average RPI Loss:	29	RECORD	PCT. RANK	GAMES	SCHEDULE	OF SCHEDULE	RPI	RPI	RPI	RPI
DIV. I ONLY	9- 9	173	4-6	20	21	74	74	1	1	
DIV. I NON-CONF.	7- 5	130	2-2	55	25	83	83	1	1	
TOTALS	RPI 1-25	RPI 26-50	W-L RECORDS	RPI 51-100	RPI 101-150	RPI 150+				
9- 9	0- 5	0- 2	OVERALL	2- 1	2- 1	5- 0				
5- 4	0- 1	0- 2	HOME	1- 0	0- 1	4- 0				
3- 2	0- 1	0- 0	AWAY	1- 1	2- 0	0- 0				
1- 3	0- 3	0- 0	NEUTRAL	0- 0	0- 0	1- 0				
7- 5	0- 4	0- 0	NON-CONFERENCE	2- 1	0- 0	5- 0				
5- 1	0- 1	0- 0	HOME	1- 0	0- 0	4- 0				
1- 1	0- 0	0- 0	AWAY	1- 1	0- 0	0- 0				
1- 3	0- 3	0- 0	NEUTRAL	0- 0	0- 0	1- 0				
2- 4	0- 1	0- 2	CONFERENCE	0- 0	2- 1	0- 0				
0- 3	0- 0	0- 2	HOME	0- 0	0- 1	0- 0				
2- 1	0- 1	0- 0	AWAY	0- 0	2- 0	0- 0				
0- 0	0- 0	0- 0	NEUTRAL	0- 0	0- 0	0- 0				

RPI 1-25				RPI 26-50				RPI 51-100				Team's RPI: 74	RPI 101+			
RPI	S	Opponent	Score	RPI	S	Opponent	Score	RPI	S	Opponent	Score		RPI	S	Opponent	Score
2	N	South Carolina	53 68	27	H	Arizona St.	56 65	54	A	Miami (FL)	68 74		101	A	California	96 75
4	A	Stanford	58 77	41	H	Arizona	67 74	65	H	BYU	67 50		104	A	Washington	66 59
8	H	Gonzaga	53 76					100	A	Boise St.	80 68		104	H	Washington	56 65
11	N	Baylor	66 89										239	N	Southern U.	69 54
12	N	Indiana	44 78										256	H	CSUN	71 61
													260	H	Pepperdine	85 48
													264	H	UC Irvine	87 59
													303	H	Ark.-Pine Bluff	85 56
LAST 10 Division I																
27	H	Arizona St.	56 65	104	H	Washington	56 65									
41	H	Arizona	67 74	54	A	Miami (FL)	68 74									
104	A	Washington	66 59	239	N	Southern U.	69 54									
101	A	California	96 75	264	H	UC Irvine	87 59									
4	A	Stanford	58 77	8	H	Gonzaga	53 76									

Non-Div I Games:

Washington St.

Average RPI Win:	251	WON-LOST	WINNING	LAST 10	STRENGTH OF	OPP. STRENGTH	TEAM	ADJ.	CONF.	ADJ CONF.
Average RPI Loss:	184	RECORD	PCT. RANK	GAMES	SCHEDULE	OF SCHEDULE	RPI	RPI	RPI	RPI
DIV. I ONLY	3- 13	313	2-8	238	247	302	302	21	21	
DIV. I NON-CONF.	2- 7	288	1-2	113	213	234	234	17	17	
TOTALS	RPI 1-25	RPI 26-50	W-L RECORDS	RPI 51-100	RPI 101-150	RPI 150+				
3- 13	0- 1	0- 0	OVERALL	0- 0	0- 5	3- 7				
1- 5	0- 0	0- 0	HOME	0- 0	0- 1	1- 4				
2- 8	0- 1	0- 0	AWAY	0- 0	0- 4	2- 3				
0- 0	0- 0	0- 0	NEUTRAL	0- 0	0- 0	0- 0				
2- 7	0- 1	0- 0	NON-CONFERENCE	0- 0	0- 4	2- 2				
1- 1	0- 0	0- 0	HOME	0- 0	0- 1	1- 0				
1- 6	0- 1	0- 0	AWAY	0- 0	0- 3	1- 2				
0- 0	0- 0	0- 0	NEUTRAL	0- 0	0- 0	0- 0				
1- 6	0- 0	0- 0	CONFERENCE	0- 0	0- 1	1- 5				
0- 4	0- 0	0- 0	HOME	0- 0	0- 0	0- 4				
1- 2	0- 0	0- 0	AWAY	0- 0	0- 1	1- 1				
0- 0	0- 0	0- 0	NEUTRAL	0- 0	0- 0	0- 0				

RPI	S	Opponent	Score	RPI	S	Opponent	Score	RPI	S	Opponent	Score	RPI	S	Opponent	Score	Team's RPI: 302
9	A	UCLA	45 85									104	A	Washington	41 94	
												113	A	Utah	46 75	
												119	A	Pacific	53 76	
												122	A	Idaho	50 70	
												127	H	Portland	59 78	
												173	H	Portland St.	57 76	
												200	A	Northern Colo.	65 60	
												208	A	UTEP	51 70	
												209	H	Northern Ariz.	82 88	
												236	A	UC Riverside	64 54	
												277	H	Idaho St.	54 65	
												286	A	Eastern Wash.	53 63	
												307	A	New Mexico St.	47 77	
												318	H	Utah Valley	72 46	
												338	H	Sacramento St.	67 91	
LAST 10 Division I																
173	H	Portland St.	57 76	122	A	Idaho	50 70									
277	H	Idaho St.	54 65	286	A	Eastern Wash.	53 63									
338	H	Sacramento St.	67 91	113	A	Utah	46 75									
200	A	Northern Colo.	65 60	318	H	Utah Valley	72 46									
209	H	Northern Ariz.	82 88	307	A	New Mexico St.	47 77									

Non-Div I Games:

Weber St.

Average RPI Win: 164		WON-LOST	WINNING	LAST 10	STRENGTH OF	OPP. STRENGTH	TEAM	ADJ.	CONF.	ADJ CONF.
Average RPI Loss: 25		RECORD	PCT. RANK	GAMES	SCHEDULE	OF SCHEDULE	RPI	RPI	RPI	RPI
DIV. I ONLY		13- 4	42	7-3	67	38	42	42	3	3
DIV. I NON-CONF.		10- 1	19	4-0	168	106	38	38	4	4
TOTALS	RPI 1-25	RPI 26-50		W-L RECORDS		RPI 51-100	RPI 101-150	RPI 150+		
13- 4	1- 2	1- 2		OVERALL		3- 0	0- 0	8- 0		
6- 2	0- 0	1- 2		HOME		0- 0	0- 0	5- 0		
3- 1	1- 1	0- 0		AWAY		1- 0	0- 0	1- 0		
4- 1	0- 1	0- 0		NEUTRAL		2- 0	0- 0	2- 0		
10- 1	1- 1	0- 0		NON-CONFERENCE		2- 0	0- 0	7- 0		
5- 0	0- 0	0- 0		HOME		0- 0	0- 0	5- 0		
1- 0	1- 0	0- 0		AWAY		0- 0	0- 0	0- 0		
4- 1	0- 1	0- 0		NEUTRAL		2- 0	0- 0	2- 0		
3- 3	0- 1	1- 2		CONFERENCE		1- 0	0- 0	1- 0		
1- 2	0- 0	1- 2		HOME		0- 0	0- 0	0- 0		
2- 1	0- 1	0- 0		AWAY		1- 0	0- 0	1- 0		
0- 0	0- 0	0- 0		NEUTRAL		0- 0	0- 0	0- 0		

RPI 1-25				Team's RPI: 42		RPI 51-100				RPI 101+					
RPI	S	Opponent	Score	RPI	S	Opponent	Score	RPI	S	Opponent	Score	RPI	S	Opponent	Score
11	A	Baylor	51 91	31	H	Oklahoma	49 73	76	A	Kansas	68 49	160	H	Cornell	68 62
14	A	Mississippi St.	71 65	36	H	Oklahoma St.	55 57	80	N	Michigan St.	63 57	179	N	Norfolk St.	72 55
23	N	Creighton	75 82	45	H	Texas	68 63	98	N	Syracuse	71 69	180	A	Kansas St.	74 63
LAST 10 Division I															
36	H	Oklahoma St.	55 57	180	A	Kansas St.	74 63								
11	A	Baylor	51 91	160	H	Cornell	68 62								
31	H	Oklahoma	49 73	98	N	Syracuse	71 69								
45	H	Texas	68 63	80	N	Michigan St.	63 57								
76	A	Kansas	68 49	179	N	Norfolk St.	72 55								

Non-Div I Games:

West Virginia

Loss, Non-Conf, S Site, H Home A Away N Neutral

Average RPI Win:	332	WON-LOST	WINNING	LAST 10	STRENGTH OF	OPP. STRENGTH	TEAM	ADJ.	CONF.	ADJ CONF.
Average RPI Loss:	180	RECORD	PCT. RANK	GAMES	SCHEDULE	OF SCHEDULE	RPI	RPI	RPI	RPI
DIV. I ONLY	1- 15	344	1-9	153	340	328	328	23	23	
DIV. I NON-CONF.	1- 12	335	1-6	106	347	322	322	20	20	
TOTALS	RPI 1-25	RPI 26-50	W-L RECORDS	RPI 51-100	RPI 101-150	RPI 150+				
1- 15	0- 0	0- 0	OVERALL	0- 2	0- 5	1- 8				
1- 8	0- 0	0- 0	HOME	0- 0	0- 3	1- 5				
0- 7	0- 0	0- 0	AWAY	0- 2	0- 2	0- 3				
0- 0	0- 0	0- 0	NEUTRAL	0- 0	0- 0	0- 0				
1- 12	0- 0	0- 0	NON-CONFERENCE	0- 2	0- 4	1- 6				
1- 6	0- 0	0- 0	HOME	0- 0	0- 3	1- 3				
0- 6	0- 0	0- 0	AWAY	0- 2	0- 1	0- 3				
0- 0	0- 0	0- 0	NEUTRAL	0- 0	0- 0	0- 0				
0- 3	0- 0	0- 0	CONFERENCE	0- 0	0- 1	0- 2				
0- 2	0- 0	0- 0	HOME	0- 0	0- 0	0- 2				
0- 1	0- 0	0- 0	AWAY	0- 0	0- 1	0- 0				
0- 0	0- 0	0- 0	NEUTRAL	0- 0	0- 0	0- 0				

RPI 1-25				RPI 26-50				RPI 51-100				RPI 101+				Team's RPI: 328	
RPI	S	Opponent	Score	RPI	S	Opponent	Score	RPI	S	Opponent	Score	RPI	S	Opponent	Score		
								73	A	North Carolina	55	92	105	A	Elon	24	68
								92	A	Davidson	51	101	106	H	Coastal Caro.	43	66
												125	A	UNC Greensboro	43	54	
												138	H	Campbell	40	61	
												142	H	Tennessee Tech	58	62	
												187	H	Cleveland St.	61	68	
												201	H	Chattanooga	52	59	
												218	A	Gardner-Webb	62	88	
												232	H	ETSU	57	62	
												243	A	Col. of Charleston	62	73	
												249	H	UNC Asheville	47	64	
												253	H	Winthrop	60	63	
												332	H	Charleston So.	69	64	
												335	A	USC Upstate	62	70	
LAST 10 Division I																	
				125	A	UNC Greensboro	43	54		142	H	Tennessee Tech	58	62			
				232	H	ETSU	57	62		187	H	Cleveland St.	61	68			
				201	H	Chattanooga	52	59		332	H	Charleston So.	69	64			
				243	A	Col. of Charleston	62	73		218	A	Gardner-Webb	62	88			
				253	H	Winthrop	60	63		106	H	Coastal Caro.	43	66			

Non-Div I Games: Southern Wesleyan 70 37 UVa-Wise 64 55

Western Caro.

■ Loss,
■ Non-Conf,
■ S Site,
■ H Home
■ A Away
N Neutral

Average RPI Win:	281	WON-LOST	WINNING	LAST 10	STRENGTH OF	OPP. STRENGTH	TEAM	ADJ.	CONF.	ADJ CONF.
Average RPI Loss:	90	RECORD	PCT. RANK	GAMES	SCHEDULE	OF SCHEDULE	RPI	RPI	RPI	RPI
DIV. I ONLY	7- 9	208	6-4	210	160	216	216	19	19	
DIV. I NON-CONF.	3- 7	252	2-2	164	153	240	240	19	19	
TOTALS	RPI 1-25	RPI 26-50	W-L RECORDS	RPI 51-100	RPI 101-150	RPI 150+				
7- 9	0- 1	0- 2	OVERALL	0- 4	0- 1	7- 1				
5- 2	0- 0	0- 1	HOME	0- 1	0- 0	5- 0				
2- 5	0- 1	0- 1	AWAY	0- 2	0- 1	2- 0				
0- 2	0- 0	0- 0	NEUTRAL	0- 1	0- 0	0- 1				
3- 7	0- 1	0- 1	NON-CONFERENCE	0- 3	0- 1	3- 1				
2- 1	0- 0	0- 0	HOME	0- 1	0- 0	2- 0				
1- 4	0- 1	0- 1	AWAY	0- 1	0- 1	1- 0				
0- 2	0- 0	0- 0	NEUTRAL	0- 1	0- 0	0- 1				
4- 2	0- 0	0- 1	CONFERENCE	0- 1	0- 0	4- 0				
3- 1	0- 0	0- 1	HOME	0- 0	0- 0	3- 0				
1- 1	0- 0	0- 0	AWAY	0- 1	0- 0	1- 0				
0- 0	0- 0	0- 0	NEUTRAL	0- 0	0- 0	0- 0				

RPI 1-25				RPI 26-50				RPI 51-100				RPI 101+ Team's RPI: 216			
RPI	S	Opponent	Score	RPI	S	Opponent	Score	RPI	S	Opponent	Score	RPI	S	Opponent	Score
25	A	Purdue	59 66	38	A	Drake	75 94	69	N	Southern Ill.	65 79	147	A	Missouri	89 97
				43	H	South Dakota	65 96	75	H	Bradley	49 84	176	H	Southeast Mo. St.	97 91
								77	A	Illinois St.	65 78	251	N	Eastern Ill.	52 60
								81	A	South Dakota St.	45 75	255	H	Oral Roberts	75 61
												272	H	Indiana St.	83 72
												292	A	North Dakota St.	79 78
												296	H	Denver	82 75
												329	H	Purdue Fort Wayne	79 68
												347	A	Chicago St.	88 78
LAST 10 Division I															
255	H	Oral Roberts	75 61	43	H	South Dakota	65 96	251	N	Eastern Ill.	52 60				
296	H	Denver	82 75	69	N	Southern Ill.	65 79	176	H	Southeast Mo. St.	97 91				
329	H	Purdue Fort Wayne	79 68	81	A	South Dakota St.	45 75	176	H	Southeast Mo. St.	97 91				
81	A	South Dakota St.	45 75	292	A	North Dakota St.	79 78	347	A	Chicago St.	88 78				

Non-Div I Games: Culver-Stockton 82 76 Ill.-Springfield 91 51 Mo. Baptist 90 69

Western Ill.

Loss, Non-Conf, S Site, H Home A Away N Neutral

Average RPI Win: 124	WON-LOST	WINNING	LAST 10	STRENGTH OF	OPP. STRENGTH	TEAM	ADJ.	CONF.	ADJ CONF.
Average RPI Loss: 102	RECORD	PCT. RANK	GAMES	SCHEDULE	OF SCHEDULE	RPI	RPI	RPI	RPI
DIV. I ONLY	11- 6	94	6-4	58	18	32	32	13	13
DIV. I NON-CONF.	8- 3	68	3-1	104	5	27	27	14	14
TOTALS	RPI 1-25	RPI 26-50	W-L RECORDS	RPI 51-100	RPI 101-150	RPI 150+			
11- 6	1- 2	1- 1	OVERALL	4- 0	0- 1	5- 2			
6- 0	1- 0	1- 0	HOME	2- 0	0- 0	2- 0			
4- 6	0- 2	0- 1	AWAY	2- 0	0- 1	2- 2			
1- 0	0- 0	0- 0	NEUTRAL	0- 0	0- 0	1- 0			
8- 3	1- 2	1- 0	NON-CONFERENCE	2- 0	0- 0	4- 1			
4- 0	1- 0	1- 0	HOME	1- 0	0- 0	1- 0			
3- 3	0- 2	0- 0	AWAY	1- 0	0- 0	2- 1			
1- 0	0- 0	0- 0	NEUTRAL	0- 0	0- 0	1- 0			
3- 3	0- 0	0- 1	CONFERENCE	2- 0	0- 1	1- 1			
2- 0	0- 0	0- 0	HOME	1- 0	0- 0	1- 0			
1- 3	0- 0	0- 1	AWAY	1- 0	0- 1	0- 1			
0- 0	0- 0	0- 0	NEUTRAL	0- 0	0- 0	0- 0			

RPI 1-25				RPI 26-50				Team's RPI: 32				RPI 51-100				RPI 101+			
RPI	S	Opponent	Score	RPI	S	Opponent	Score	RPI	S	Opponent	Score	RPI	S	Opponent	Score	RPI	S	Opponent	Score
1	A	Louisville	56 75	31	H	Oklahoma	74 63	52	H	Middle Tenn.	71 63	126	A	Rice	65 73				
22	H	Central Mich.	93 58	33	A	Old Dominion	65 76	59	A	Charlotte	60 56	156	H	UAB	69 65				
25	A	Purdue	50 67					67	A	Ball St.	91 86	166	A	Samford	88 84				
								86	H	Belmont	77 46	178	A	Saint Mary's (CA)	73 80				
												202	H	Little Rock	77 58				
												203	N	Tulsa	76 63				
												246	A	North Texas	54 61				
												324	A	Mercer	75 62				
LAST 10 Division I																			
				59	A	Charlotte	60 56					246	A	North Texas	54 61				
				33	A	Old Dominion	65 76					25	A	Purdue	50 67				
				52	H	Middle Tenn.	71 63					166	A	Samford	88 84				
				156	H	UAB	69 65					67	A	Ball St.	91 86				
				126	A	Rice	65 73					31	H	Oklahoma	74 63				

Non-Div I Games:

Western Ky.

■ Loss,
 ■ Non-Conf, S Site,
 ■ Home
 ■ Away
 N Neutral

Average RPI Win:	237	WON-LOST	WINNING	LAST 10	STRENGTH OF	OPP. STRENGTH	TEAM	ADJ.	CONF.	ADJ CONF.
Average RPI Loss:	125	RECORD	PCT. RANK	GAMES	SCHEDULE	OF SCHEDULE	RPI	RPI	RPI	RPI
DIV. I ONLY	9- 7	140	6-4	162	238	145	145	10	10	
DIV. I NON-CONF.	6- 4	122	3-1	260	327	174	174	10	10	
TOTALS	RPI 1-25	RPI 26-50	W-L RECORDS	RPI 51-100	RPI 101-150	RPI 150+				
9- 7	0- 1	0- 0	OVERALL	2- 2	0- 1	7- 3				
4- 2	0- 1	0- 0	HOME	1- 0	0- 0	3- 1				
3- 4	0- 0	0- 0	AWAY	1- 1	0- 1	2- 2				
2- 1	0- 0	0- 0	NEUTRAL	0- 1	0- 0	2- 0				
6- 4	0- 0	0- 0	NON-CONFERENCE	1- 2	0- 0	5- 2				
2- 1	0- 0	0- 0	HOME	0- 0	0- 0	2- 1				
2- 2	0- 0	0- 0	AWAY	1- 1	0- 0	1- 1				
2- 1	0- 0	0- 0	NEUTRAL	0- 1	0- 0	2- 0				
3- 3	0- 1	0- 0	CONFERENCE	1- 0	0- 1	2- 1				
2- 1	0- 1	0- 0	HOME	1- 0	0- 0	1- 0				
1- 2	0- 0	0- 0	AWAY	0- 0	0- 1	1- 1				
0- 0	0- 0	0- 0	NEUTRAL	0- 0	0- 0	0- 0				

RPI 1-25				RPI 26-50				RPI 51-100				RPI 101+ Team's RPI: 145			
RPI	S	Opponent	Score	RPI	S	Opponent	Score	RPI	S	Opponent	Score	RPI	S	Opponent	Score
22	H	Central Mich.	70 80					55	A	Michigan	55 76	107	A	Kent St.	63 75
								71	H	Ohio	73 72	162	H	Toledo	84 72
								93	N	Stony Brook	47 50	191	A	Akron	56 51
								99	A	Loyola Chicago	70 60	193	H	Fla. Atlantic	79 80
												197	A	Bowling Green	63 72
												208	A	UTEP	46 76
												296	N	Denver	79 70
												307	N	New Mexico St.	79 76
												313	H	Detroit Mercy	82 67
												343	A	UIC	80 52
												347	H	Chicago St.	90 69
LAST 10 Division I															
197	A	Bowling Green	63 72	162	H	Toledo	84 72								
22	H	Central Mich.	70 80	99	A	Loyola Chicago	70 60								
71	H	Ohio	73 72	93	N	Stony Brook	47 50								
107	A	Kent St.	63 75	296	N	Denver	79 70								
191	A	Akron	56 51	347	H	Chicago St.	90 69								

Non-Div I Games: Kentucky St. 80 41

Western Mich.

■ Loss,
 ■ Non-Conf,
 ■ S Site,
 ■ H Home
 ■ A Away
 N Neutral

Average RPI Win:	211	WON-LOST	WINNING	LAST 10	STRENGTH OF	OPP. STRENGTH	TEAM	ADJ.	CONF.	ADJ CONF.
Average RPI Loss:	71	RECORD	PCT. RANK	GAMES	SCHEDULE	OF SCHEDULE	RPI	RPI	RPI	RPI
DIV. I ONLY	11- 8	132	6-4	193	53	152	152	9	9	
DIV. I NON-CONF.	8- 5	117	3-1	245	72	148	148	8	8	
TOTALS	RPI 1-25	RPI 26-50	W-L RECORDS	RPI 51-100	RPI 101-150	RPI 150+				
11- 8	0- 3	1- 1	OVERALL	1- 2	1- 1	8- 1				
8- 3	0- 0	1- 0	HOME	1- 2	0- 1	6- 0				
2- 4	0- 3	0- 0	AWAY	0- 0	0- 0	2- 1				
1- 1	0- 0	0- 1	NEUTRAL	0- 0	1- 0	0- 0				
8- 5	0- 2	1- 1	NON-CONFERENCE	0- 1	1- 0	6- 1				
6- 1	0- 0	1- 0	HOME	0- 1	0- 0	5- 0				
1- 3	0- 2	0- 0	AWAY	0- 0	0- 0	1- 1				
1- 1	0- 0	0- 1	NEUTRAL	0- 0	1- 0	0- 0				
3- 3	0- 1	0- 0	CONFERENCE	1- 1	0- 1	2- 0				
2- 2	0- 0	0- 0	HOME	1- 1	0- 1	1- 0				
1- 1	0- 1	0- 0	AWAY	0- 0	0- 0	1- 0				
0- 0	0- 0	0- 0	NEUTRAL	0- 0	0- 0	0- 0				

RPI	S	Opponent	Score	RPI	S	Opponent	Score	RPI	S	Opponent	Score	RPI	S	Opponent	Score	Team's RPI: 152
3	A	Missouri St.	55 68	29	N	Virginia Tech	63 84	51	H	UNI	50 61	116	N	Montana St.	66 64	
5	A	UConn	55 83	31	H	Oklahoma	88 83	56	H	Temple	72 70	118	H	Tulane	56 61	
23	A	Creighton	46 56					85	H	South Fla.	50 56	181	H	Eastern Mich.	63 52	
												203	H	Tulsa	57 46	
												239	H	Southern U.	69 63	
												255	A	Oral Roberts	66 79	
												259	A	Louisiana Tech	88 80	
												282	A	East Carolina	61 53	
												303	H	Ark.-Pine Bluff	100 50	
												314	H	Houston Baptist	59 42	
												337	H	Grambling	77 65	
LAST 10 Division I																
85	H	South Fla.	50 56	5	A	UConn	55 83	337	H	Grambling	77 65	29	N	Virginia Tech	63 84	
56	H	Temple	72 70					116	N	Montana St.	66 64	303	H	Ark.-Pine Bluff	100 50	
203	H	Tulsa	57 46													
282	A	East Carolina	61 53													
118	H	Tulane	56 61													

Non-Div I Games:

Wichita St.

William & Mary

Through Games Of Jan. 22, 2020

Average RPI Win:	249	WON-LOST	WINNING	LAST 10	STRENGTH OF	OPP. STRENGTH	TEAM	ADJ.	CONF.	ADJ CONF.
Average RPI Loss:	116	RECORD	PCT. RANK	GAMES	SCHEDULE	OF SCHEDULE	RPI	RPI	RPI	RPI
DIV. I ONLY	12- 5	62	6-4	327	121	157	157	14	14	
DIV. I NON-CONF.	9- 2	39	3-1	337	120	140	140	13	13	
TOTALS	RPI 1-25	RPI 26-50	W-L RECORDS	RPI 51-100	RPI 101-150	RPI 150+				
12- 5	0- 0	0- 2	OVERALL	0- 0	1- 2	11- 1				
5- 2	0- 0	0- 1	HOME	0- 0	0- 0	5- 1				
7- 3	0- 0	0- 1	AWAY	0- 0	1- 2	6- 0				
0- 0	0- 0	0- 0	NEUTRAL	0- 0	0- 0	0- 0				
9- 2	0- 0	0- 1	NON-CONFERENCE	0- 0	1- 1	8- 0				
4- 1	0- 0	0- 1	HOME	0- 0	0- 0	4- 0				
5- 1	0- 0	0- 0	AWAY	0- 0	1- 1	4- 0				
0- 0	0- 0	0- 0	NEUTRAL	0- 0	0- 0	0- 0				
3- 3	0- 0	0- 1	CONFERENCE	0- 0	0- 1	3- 1				
1- 1	0- 0	0- 0	HOME	0- 0	0- 0	1- 1				
2- 2	0- 0	0- 1	AWAY	0- 0	0- 1	2- 0				
0- 0	0- 0	0- 0	NEUTRAL	0- 0	0- 0	0- 0				

RPI S	Opponent	Score	RPI S	Opponent	Score	RPI S	Opponent	Score	RPI S	Opponent	Score	Team's RPI: 157
33	H Old Dominion	58 69	44	A James Madison	70 84				110	A VCU	69 55	
									129	A Richmond	73 76	
									134	A Northeastern	55 61	
									153	A George Washington	63 51	
									177	A Towson	83 75	
									179	H Norfolk St.	65 56	
									242	H UNCW	55 72	
									243	H Col. of Charleston	85 60	
									261	A Delaware St.	73 52	
									282	A East Carolina	78 68	
									283	A Army West Point	77 65	
									315	A Hofstra	66 53	
									321	H UMBC	76 48	
									323	H UMES	78 50	
									344	H Hartford	61 44	
LAST 10 Division I												
134	A Northeastern	55 61	44	A James Madison	70 84							
315	A Hofstra	66 53	153	A George Washington	63 51							
243	H Col. of Charleston	85 60	179	H Norfolk St.	65 56							
242	H UNCW	55 72	110	A VCU	69 55							
177	A Towson	83 75	33	H Old Dominion	58 69							

Non-Div I Games:

William & Mary

Loss, Non-Conf, S Site, H Home A Away N Neutral

Winthrop

Through Games Of Jan. 22, 2020

Average RPI Win:	277	WON-LOST	WINNING	LAST 10	STRENGTH OF	OPP. STRENGTH	TEAM	ADJ.	CONF.	ADJ CONF.
Average RPI Loss:	189	RECORD	PCT. RANK	GAMES	SCHEDULE	OF SCHEDULE	RPI	RPI	RPI	RPI
DIV. I ONLY	8- 9	192	7-3	300	298	253	253	27	27	
DIV. I NON-CONF.	3- 6	235	2-0	324	211	298	298	28	28	
TOTALS	RPI 1-25	RPI 26-50	W-L RECORDS	RPI 51-100	RPI 101-150	RPI 150+				
8- 9	0- 1	0- 1	OVERALL	0- 0	0- 1	8- 6				
4- 3	0- 0	0- 0	HOME	0- 0	0- 0	4- 3				
4- 5	0- 1	0- 1	AWAY	0- 0	0- 1	4- 2				
0- 1	0- 0	0- 0	NEUTRAL	0- 0	0- 0	0- 1				
3- 6	0- 1	0- 1	NON-CONFERENCE	0- 0	0- 0	3- 4				
0- 3	0- 0	0- 0	HOME	0- 0	0- 0	0- 3				
3- 2	0- 1	0- 1	AWAY	0- 0	0- 0	3- 0				
0- 1	0- 0	0- 0	NEUTRAL	0- 0	0- 0	0- 1				
5- 3	0- 0	0- 0	CONFERENCE	0- 0	0- 1	5- 2				
4- 0	0- 0	0- 0	HOME	0- 0	0- 0	4- 0				
1- 3	0- 0	0- 0	AWAY	0- 0	0- 1	1- 2				
0- 0	0- 0	0- 0	NEUTRAL	0- 0	0- 0	0- 0				

RPI 1-25				RPI 26-50				RPI 51-100				RPI 101+ Team's RPI: 253			
RPI	S	Opponent	Score	RPI	S	Opponent	Score	RPI	S	Opponent	Score	RPI	S	Opponent	Score
20	A	Kentucky	36 91	33	A	Old Dominion	44 68					138	A	Campbell	47 63
												172	H	Hampton	72 66
												207	H	Iona	61 68
												218	A	Gardner-Webb	59 71
												241	H	High Point	69 63
												242	A	UNCW	75 63
												243	H	Col. of Charleston	73 84
												248	A	Radford	53 54
												289	H	Longwood	74 63
												295	H	Ga. Southern	47 91
												298	N	Wofford	59 60
												300	H	Presbyterian	61 54
												312	A	N.C. Central	56 46
												328	A	Western Caro.	63 60
												335	A	USC Upstate	52 38
LAST 10 Division I															
289	H	Longwood	74 63	218	A	Gardner-Webb	59 71								
248	A	Radford	53 54	241	H	High Point	69 63								
138	A	Campbell	47 63	172	H	Hampton	72 66								
300	H	Presbyterian	61 54	328	A	Western Caro.	63 60								
335	A	USC Upstate	52 38	242	A	UNCW	75 63								

Non-Div I Games:

Winthrop

■ Loss,
 ■ Non-Conf,
 S Site,
 ■ Home
 ■ Away
 N Neutral

Average RPI Win: 214	WON-LOST	WINNING	LAST 10	STRENGTH OF	OPP. STRENGTH	TEAM	ADJ.	CONF.	ADJ CONF.
Average RPI Loss: 43	RECORD	PCT. RANK	GAMES	SCHEDULE	OF SCHEDULE	RPI	RPI	RPI	RPI
DIV. I ONLY	10- 9	170	4-6	69	77	115	115	2	2
DIV. I NON-CONF.	8- 3	68	2-0	206	209	95	95	2	2
<hr/>									
TOTALS	RPI 1-25	RPI 26-50	W-L RECORDS	RPI 51-100	RPI 101-150	RPI 150+			
10- 9	0- 2	0- 4	OVERALL	3- 3	0- 0	7- 0			
7- 3	0- 1	0- 1	HOME	1- 1	0- 0	6- 0			
2- 5	0- 1	0- 2	AWAY	1- 2	0- 0	1- 0			
1- 1	0- 0	0- 1	NEUTRAL	1- 0	0- 0	0- 0			
8- 3	0- 0	0- 3	NON-CONFERENCE	2- 0	0- 0	6- 0			
6- 0	0- 0	0- 0	HOME	1- 0	0- 0	5- 0			
1- 2	0- 0	0- 2	AWAY	0- 0	0- 0	1- 0			
1- 1	0- 0	0- 1	NEUTRAL	1- 0	0- 0	0- 0			
2- 6	0- 2	0- 1	CONFERENCE	1- 3	0- 0	1- 0			
1- 3	0- 1	0- 1	HOME	0- 1	0- 0	1- 0			
1- 3	0- 1	0- 0	AWAY	1- 2	0- 0	0- 0			
0- 0	0- 0	0- 0	NEUTRAL	0- 0	0- 0	0- 0			

RPI 1-25				RPI 26-50				RPI 51-100				RPI 101+ Team's RPI: 115			
RPI	S	Opponent	Score	RPI	S	Opponent	Score	RPI	S	Opponent	Score	RPI	S	Opponent	Score
6	H	Iowa	78 85	35	H	Rutgers	61 64	55	H	Michigan	56 68	189	H	Penn St.	71 65
25	A	Purdue	61 72	37	N	Arkansas	64 68	60	A	Nebraska	50 65	251	H	Eastern Ill.	63 55
				40	A	Georgia Tech	41 60	67	N	Ball St.	67 56	284	H	Milwaukee	71 40
				50	A	Colorado	57 74	70	A	Minnesota	72 62	292	A	North Dakota St.	64 63
								80	A	Michigan St.	52 69	298	H	Wofford	78 65
								84	H	North Florida	75 62	299	H	Prairie View	68 42
												310	H	Alabama St.	85 67
<hr/>															
LAST 10 Division I															
				70	A	Minnesota	72 62	189	H	Penn St.	71 65				
				6	H	Iowa	78 85	25	A	Purdue	61 72				
				55	H	Michigan	56 68	35	H	Rutgers	61 64				
				80	A	Michigan St.	52 69	299	H	Prairie View	68 42				
				60	A	Nebraska	50 65	310	H	Alabama St.	85 67				

Non-Div I Games:

Wisconsin

■ Loss,
 ■ Non-Conf,
 S Site,
 ■ Home
 ■ Away
 N Neutral

Wofford

Through Games Of Jan. 22, 2020

Average RPI Win:	275	WON-LOST	WINNING	LAST 10	STRENGTH OF	OPP. STRENGTH	TEAM	ADJ.	CONF.	ADJ CONF.
Average RPI Loss:	182	RECORD	PCT. RANK	GAMES	SCHEDULE	OF SCHEDULE	RPI	RPI	RPI	RPI
DIV. I ONLY	6- 10	241	4-6	313	232	298	298	23	23	
DIV. I NON-CONF.	4- 8	235	2-4	232	314	297	297	20	20	
TOTALS	RPI 1-25	RPI 26-50	W-L RECORDS	RPI 51-100	RPI 101-150	RPI 150+				
6- 10	0- 0	0- 0	OVERALL	0- 1	0- 3	6- 6				
4- 4	0- 0	0- 0	HOME	0- 0	0- 1	4- 3				
1- 6	0- 0	0- 0	AWAY	0- 1	0- 2	1- 3				
1- 0	0- 0	0- 0	NEUTRAL	0- 0	0- 0	1- 0				
4- 8	0- 0	0- 0	NON-CONFERENCE	0- 1	0- 3	4- 4				
3- 3	0- 0	0- 0	HOME	0- 0	0- 1	3- 2				
0- 5	0- 0	0- 0	AWAY	0- 1	0- 2	0- 2				
1- 0	0- 0	0- 0	NEUTRAL	0- 0	0- 0	1- 0				
2- 2	0- 0	0- 0	CONFERENCE	0- 0	0- 0	2- 2				
1- 1	0- 0	0- 0	HOME	0- 0	0- 0	1- 1				
1- 1	0- 0	0- 0	AWAY	0- 0	0- 0	1- 1				
0- 0	0- 0	0- 0	NEUTRAL	0- 0	0- 0	0- 0				

RPI S	Opponent	Score	RPI S	Opponent	Score	RPI S	Opponent	Score	RPI S	Opponent	Score
						76 A	Kansas	64 83	106 H	Coastal Caro.	73 78
									115 A	Wisconsin	65 78
									146 A	Auburn	82 84
									166 H	Samford	58 74
									201 A	Chattanooga	76 80
									218 A	Gardner-Webb	53 67
									225 A	Northern Ky.	72 80
									232 A	ETSU	76 47
									249 H	UNC Asheville	75 38
									253 N	Winthrop	60 59
									267 H	Appalachian St.	51 54
									289 H	Longwood	79 76
									295 H	Ga. Southern	57 70
									300 H	Presbyterian	67 60
									324 H	Mercer	77 49
LAST 10 Division I											
232 A	ETSU	76 47	225 A	Northern Ky.	72 80						
201 A	Chattanooga	76 80	249 H	UNC Asheville	75 38						
324 H	Mercer	77 49	267 H	Appalachian St.	51 54						
166 H	Samford	58 74	295 H	Ga. Southern	57 70						
76 A	Kansas	64 83	300 H	Presbyterian	67 60						

Non-Div I Games: Brevard 82 34 Erskine 100 38 UNKNOWN 89 38

Wofford

Loss, Non-Conf, S Site, H Home A Away N Neutral

Average RPI Win:	217	WON-LOST	WINNING	LAST 10	STRENGTH OF	OPP. STRENGTH	TEAM	ADJ.	CONF.	ADJ CONF.
Average RPI Loss:	131	RECORD	PCT. RANK	GAMES	SCHEDULE	OF SCHEDULE	RPI	RPI	RPI	RPI
DIV. I ONLY	9- 8	162	5-5	183	161	133	133	20	20	
DIV. I NON-CONF.	4- 6	212	0-3	203	53	184	184	18	18	
TOTALS	RPI 1-25	RPI 26-50	W-L RECORDS	RPI 51-100	RPI 101-150	RPI 150+				
9- 8	0- 0	0- 0	OVERALL	0- 5	1- 1	8- 2				
3- 1	0- 0	0- 0	HOME	0- 1	1- 0	2- 0				
5- 5	0- 0	0- 0	AWAY	0- 3	0- 1	5- 1				
1- 2	0- 0	0- 0	NEUTRAL	0- 1	0- 0	1- 1				
4- 6	0- 0	0- 0	NON-CONFERENCE	0- 4	1- 1	3- 1				
1- 1	0- 0	0- 0	HOME	0- 1	1- 0	0- 0				
2- 3	0- 0	0- 0	AWAY	0- 2	0- 1	2- 0				
1- 2	0- 0	0- 0	NEUTRAL	0- 1	0- 0	1- 1				
5- 2	0- 0	0- 0	CONFERENCE	0- 1	0- 0	5- 1				
2- 0	0- 0	0- 0	HOME	0- 0	0- 0	2- 0				
3- 2	0- 0	0- 0	AWAY	0- 1	0- 0	3- 1				
0- 0	0- 0	0- 0	NEUTRAL	0- 0	0- 0	0- 0				

RPI 1-25			RPI 26-50			RPI 51-100			RPI 101+			Team's RPI: 133
RPI	S	Opponent	Score	RPI	S	Opponent	Score	RPI	S	Opponent	Score	
						53 A IUPUI	60 80	120 A UT Arlington		62 68		
						64 A UCF	53 69	135 H CSU Bakersfield		65 60		
						66 A Iowa St.	71 79	164 H Youngstown St.		91 41		
						76 N Kansas	63 74	182 A Green Bay		70 58		
						94 H Abilene Christian	64 83	187 H Cleveland St.		78 62		
								214 A Xavier		86 74		
								215 A SMU		69 61		
								225 A Northern Ky.		63 55		
								284 A Milwaukee		58 60		
								288 N Loyola Maryland		66 51		
								290 N St. Bonaventure		56 57		
								343 A UIC		58 43		
LAST 10 Division I												
						225 A Northern Ky.	63 55	182 A Green Bay		70 58		
						53 A IUPUI	60 80	284 A Milwaukee		58 60		
						343 A UIC	58 43	64 A UCF		53 69		
						164 H Youngstown St.	91 41	290 N St. Bonaventure		56 57		
						187 H Cleveland St.	78 62	66 A Iowa St.		71 79		

Non-Div I Games: Marian (IN) 64 60

Wright St.

■ Loss,
 ■ Non-Conf,
 ■ S Site,
 ■ H Home
 ■ A Away
 N Neutral

Wyoming

Through Games Of Jan. 22, 2020

Average RPI Win:	247	WON-LOST	WINNING	LAST 10	STRENGTH OF	OPP. STRENGTH	TEAM	ADJ.	CONF.	ADJ CONF.
Average RPI Loss:	160	RECORD	PCT. RANK	GAMES	SCHEDULE	OF SCHEDULE	RPI	RPI	RPI	RPI
DIV. I ONLY	8- 9	192	4-6	226	236	217	217	17	17	
DIV. I NON-CONF.	3- 5	224	1-2	217	221	262	262	24	24	
TOTALS	RPI 1-25	RPI 26-50	W-L RECORDS	RPI 51-100	RPI 101-150	RPI 150+				
8- 9	0- 1	0- 1	OVERALL	1- 2	0- 0	7- 5				
5- 4	0- 1	0- 1	HOME	1- 0	0- 0	4- 2				
3- 5	0- 0	0- 0	AWAY	0- 2	0- 0	3- 3				
0- 0	0- 0	0- 0	NEUTRAL	0- 0	0- 0	0- 0				
3- 5	0- 1	0- 1	NON-CONFERENCE	0- 1	0- 0	3- 2				
2- 3	0- 1	0- 1	HOME	0- 0	0- 0	2- 1				
1- 2	0- 0	0- 0	AWAY	0- 1	0- 0	1- 1				
0- 0	0- 0	0- 0	NEUTRAL	0- 0	0- 0	0- 0				
5- 4	0- 0	0- 0	CONFERENCE	1- 1	0- 0	4- 3				
3- 1	0- 0	0- 0	HOME	1- 0	0- 0	2- 1				
2- 3	0- 0	0- 0	AWAY	0- 1	0- 0	2- 2				
0- 0	0- 0	0- 0	NEUTRAL	0- 0	0- 0	0- 0				

RPI 1-25				RPI 26-50				RPI 51-100				RPI 101+ Team's RPI: 217			
RPI	S	Opponent	Score	RPI	S	Opponent	Score	RPI	S	Opponent	Score	RPI	S	Opponent	Score
8	H	Gonzaga	54 65	50	H	Colorado	56 66	81	A	South Dakota St.	40 67	178	H	Saint Mary's (CA)	69 67
								96	A	Fresno St.	59 89	183	A	New Mexico	73 66
								100	H	Boise St.	73 68	186	A	UNLV	53 65
												200	H	Northern Colo.	44 46
												250	H	Colorado St.	49 56
												270	A	San Diego St.	60 67
												270	H	San Diego St.	81 67
												287	H	Nevada	83 59
												292	A	North Dakota St.	66 57
												296	A	Denver	57 71
												317	A	Air Force	65 63
												351	H	Mississippi Val.	95 22
LAST 10 Division I															
270	H	San Diego St.	81 67	250	H	Colorado St.	49 56								
96	A	Fresno St.	59 89	100	H	Boise St.	73 68								
287	H	Nevada	83 59	8	H	Gonzaga	54 65								
186	A	UNLV	53 65	200	H	Northern Colo.	44 46								
270	A	San Diego St.	60 67	351	H	Mississippi Val.	95 22								

Non-Div I Games: Colo. Christian 70 31

Wyoming

■ Loss,
 ■ Non-Conf, S Site,
 ■ Home
 ■ Away
 N Neutral

Average RPI Win:	175	WON-LOST	WINNING	LAST 10	STRENGTH OF	OPP. STRENGTH	TEAM	ADJ.	CONF.	ADJ CONF.
Average RPI Loss:	88	RECORD	PCT. RANK	GAMES	SCHEDULE	OF SCHEDULE	RPI	RPI	RPI	RPI
DIV. I ONLY	2- 16	337	1-9	18	78	214	214	6	6	
DIV. I NON-CONF.	1- 10	329	0-3	14	145	239	239	6	6	
TOTALS	RPI 1-25	RPI 26-50	W-L RECORDS	RPI 51-100	RPI 101-150	RPI 150+				
2- 16	0- 2	0- 3	OVERALL	0- 5	1- 5	1- 1				
1- 9	0- 1	0- 3	HOME	0- 1	1- 3	0- 1				
1- 5	0- 0	0- 0	AWAY	0- 4	0- 1	1- 0				
0- 2	0- 1	0- 0	NEUTRAL	0- 0	0- 1	0- 0				
1- 10	0- 1	0- 1	NON-CONFERENCE	0- 3	1- 4	0- 1				
1- 4	0- 0	0- 1	HOME	0- 0	1- 2	0- 1				
0- 4	0- 0	0- 0	AWAY	0- 3	0- 1	0- 0				
0- 2	0- 1	0- 0	NEUTRAL	0- 0	0- 1	0- 0				
1- 6	0- 1	0- 2	CONFERENCE	0- 2	0- 1	1- 0				
0- 5	0- 1	0- 2	HOME	0- 1	0- 1	0- 0				
1- 1	0- 0	0- 0	AWAY	0- 1	0- 0	1- 0				
0- 0	0- 0	0- 0	NEUTRAL	0- 0	0- 0	0- 0				

RPI	S	Opponent	Score	RPI	S	Opponent	Score	RPI	S	Opponent	Score	RPI	S	Opponent	Score	Team's RPI: 214
13	H	DePaul	68 91	39	H	Marquette	60 80	56	A	Temple	65 78	109	H	Butler	70 78	
17	N	Northwestern	59 79	47	H	St. John's (NY)	67 75	57	H	Seton Hall	61 83	113	H	Utah	70 63	
				50	H	Colorado	53 62	67	A	Ball St.	49 70	114	H	Cincinnati	78 85	
								88	A	Rider	57 64	131	A	Robert Morris	57 71	
								91	A	Villanova	54 66	133	H	Wright St.	74 86	
												141	N	Florida	64 67	
												237	A	Georgetown	85 64	
												258	H	Eastern Ky.	55 56	
LAST 10 Division I																
39	H	Marquette	60 80	57	H	Seton Hall	61 83									
13	H	DePaul	68 91	47	H	St. John's (NY)	67 75									
91	A	Villanova	54 66	17	N	Northwestern	59 79									
237	A	Georgetown	85 64	141	N	Florida	64 67									
109	H	Butler	70 78	114	H	Cincinnati	78 85									

Non-Div I Games:

Xavier

Average RPI Win:	199	WON-LOST	WINNING	LAST 10	STRENGTH OF	OPP. STRENGTH	TEAM	ADJ.	CONF.	ADJ CONF.
Average RPI Loss:	50	RECORD	PCT. RANK	GAMES	SCHEDULE	OF SCHEDULE	RPI	RPI	RPI	RPI
DIV. I ONLY	11- 3	36	8-2	103	172	46	46	8	8	
DIV. I NON-CONF.	10- 3	60	7-2	100	191	50	50	9	9	
TOTALS	RPI 1-25	RPI 26-50	W-L RECORDS	RPI 51-100	RPI 101-150	RPI 150+				
11- 3	0- 1	0- 1	OVERALL	2- 1	2- 0	7- 0				
6- 1	0- 0	0- 1	HOME	0- 0	1- 0	5- 0				
4- 2	0- 1	0- 0	AWAY	1- 1	1- 0	2- 0				
1- 0	0- 0	0- 0	NEUTRAL	1- 0	0- 0	0- 0				
10- 3	0- 1	0- 1	NON-CONFERENCE	2- 1	2- 0	6- 0				
5- 1	0- 0	0- 1	HOME	0- 0	1- 0	4- 0				
4- 2	0- 1	0- 0	AWAY	1- 1	1- 0	2- 0				
1- 0	0- 0	0- 0	NEUTRAL	1- 0	0- 0	0- 0				
1- 0	0- 0	0- 0	CONFERENCE	0- 0	0- 0	1- 0				
1- 0	0- 0	0- 0	HOME	0- 0	0- 0	1- 0				
0- 0	0- 0	0- 0	AWAY	0- 0	0- 0	0- 0				
0- 0	0- 0	0- 0	NEUTRAL	0- 0	0- 0	0- 0				

RPI 1-25				RPI 26-50				Team's RPI: 46				RPI 51-100				RPI 101+			
RPI	S	Opponent	Score	RPI	S	Opponent	Score	RPI	S	Opponent	Score	RPI	S	Opponent	Score	RPI	S	Opponent	Score
9	A	UCLA	65 100	47	H	St. John's (NY)	66 80	73	A	North Carolina	66 63	112	H	Providence	82 79				
								95	A	Colgate	67 70	134	A	Northeastern	78 63				
								96	N	Fresno St.	87 67	204	H	Quinnipiac	63 59				
												226	H	Brown	79 72				
												230	A	UMass Lowell	67 59				
												257	A	LMU (CA)	81 65				
												268	H	Sacred Heart	87 40				
												269	H	Wagner	87 68				
												324	H	Mercer	68 60				
LAST 10 Division I																			
226	H	Brown	79 72	47	H	St. John's (NY)	66 80	257	A	LMU (CA)	81 65								
324	H	Mercer	68 60					96	N	Fresno St.	87 67								
269	H	Wagner	87 68					9	A	UCLA	65 100								
73	A	North Carolina	66 63					134	A	Northeastern	78 63								
268	H	Sacred Heart	87 40																

Non-Div I Games:

Yale

Average RPI Win:	249	WON-LOST	WINNING	LAST 10	STRENGTH OF	OPP. STRENGTH	TEAM	ADJ.	CONF.	ADJ CONF.
Average RPI Loss:	141	RECORD	PCT. RANK	GAMES	SCHEDULE	OF SCHEDULE	RPI	RPI	RPI	RPI
DIV. I ONLY	9- 7	140	6-4	249	250	164	164	20	20	
DIV. I NON-CONF.	5- 4	140	2-1	235	182	157	157	18	18	
TOTALS	RPI 1-25	RPI 26-50	W-L RECORDS	RPI 51-100	RPI 101-150	RPI 150+				
9- 7	0- 1	0- 0	OVERALL	1- 0	0- 3	8- 3				
5- 1	0- 0	0- 0	HOME	1- 0	0- 1	4- 0				
4- 6	0- 1	0- 0	AWAY	0- 0	0- 2	4- 3				
0- 0	0- 0	0- 0	NEUTRAL	0- 0	0- 0	0- 0				
5- 4	0- 1	0- 0	NON-CONFERENCE	0- 0	0- 2	5- 1				
3- 1	0- 0	0- 0	HOME	0- 0	0- 1	3- 0				
2- 3	0- 1	0- 0	AWAY	0- 0	0- 1	2- 1				
0- 0	0- 0	0- 0	NEUTRAL	0- 0	0- 0	0- 0				
4- 3	0- 0	0- 0	CONFERENCE	1- 0	0- 1	3- 2				
2- 0	0- 0	0- 0	HOME	1- 0	0- 0	1- 0				
2- 3	0- 0	0- 0	AWAY	0- 0	0- 1	2- 2				
0- 0	0- 0	0- 0	NEUTRAL	0- 0	0- 0	0- 0				

RPI 1-25				RPI 26-50				RPI 51-100				RPI 101+ Team's RPI: 164			
RPI	S	Opponent	Score	RPI	S	Opponent	Score	RPI	S	Opponent	Score	RPI	S	Opponent	Score
12	A	Indiana	56 93					53	H	IUPUI	75 73	107	H	Kent St.	73 82
												131	A	Robert Morris	43 58
												133	A	Wright St.	41 91
												181	H	Eastern Mich.	79 77
												187	A	Cleveland St.	52 60
												191	A	Akron	62 91
												225	A	Northern Ky.	56 75
												227	A	Saint Francis (PA)	56 46
												258	A	Eastern Ky.	72 63
												265	A	Oakland	79 74
												269	H	Wagner	64 42
												313	A	Detroit Mercy	62 47
												333	H	Canisius	87 59
												343	H	UIC	77 65
LAST 10 Division I															
313	A	Detroit Mercy	62 47	343	H	UIC	77 65								
265	A	Oakland	79 74	53	H	IUPUI	75 73								
187	A	Cleveland St.	52 60	12	A	Indiana	56 93								
133	A	Wright St.	41 91	227	A	Saint Francis (PA)	56 46								
225	A	Northern Ky.	56 75	258	A	Eastern Ky.	72 63								

Non-Div I Games: Lake Erie 83 48 Muskingum 92 46

Youngstown St.

Loss, Non-Conf, S Site, H Home A Away N Neutral