

Average RPI Win: 278

WON-LOST

WINNING

LAST 10

STRENGTH OF

OPP. STRENGTH

TEAM

ADJ.

CONF.

ADJ CONF.

Average RPI Loss: 164

RECORD

PCT. RANK

GAMES

SCHEDULE

OF SCHEDULE

RPI

RPI

RPI

RPI

DIV. I ONLY	6- 6	165	7-3	322	241	271	271	26	26
DIV. I NON-CONF.	2- 5	264	0- 0	278	243	299	299	22	22
TOTALS	RPI 1-25	RPI 26-50	W-L RECORDS	RPI 51-100	RPI 101-150	RPI 150+			
6- 6	0- 0	0- 0	OVERALL	0- 1	0- 1	6- 4			
3- 3	0- 0	0- 0	HOME	0- 0	0- 1	3- 2			
2- 2	0- 0	0- 0	AWAY	0- 1	0- 0	2- 1			
1- 1	0- 0	0- 0	NEUTRAL	0- 0	0- 0	1- 1			
2- 5	0- 0	0- 0	NON-CONFERENCE	0- 0	0- 1	2- 4			
0- 3	0- 0	0- 0	HOME	0- 0	0- 1	0- 2			
1- 1	0- 0	0- 0	AWAY	0- 0	0- 0	1- 1			
1- 1	0- 0	0- 0	NEUTRAL	0- 0	0- 0	1- 1			
4- 1	0- 0	0- 0	CONFERENCE	0- 1	0- 0	4- 0			
3- 0	0- 0	0- 0	HOME	0- 0	0- 0	3- 0			
1- 1	0- 0	0- 0	AWAY	0- 1	0- 0	1- 0			
0- 0	0- 0	0- 0	NEUTRAL	0- 0	0- 0	0- 0			

RPI 1-25				RPI 26-50				RPI 51-100				RPI 101+ Team's RPI: 271					
RPI	S	Opponent	Score	RPI	S	Opponent	Score	RPI	S	Opponent	Score	RPI	S	Opponent	Score		
								60	A	Lamar University	58	76	136	H	Texas St.	53	60
												157	A	Texas Tech	61	78	
												178	H	New Mexico St.	65	67	
												205	N	Prairie View	59	67	
												215	H	Sam Houston St.	76	61	
												248	A	UTRGV	59	49	
												248	H	UTRGV	57	70	
												264	N	Louisiana	64	63	
												288	H	New Orleans	57	51	
												324	H	Northwestern St.	79	55	
												331	A	Central Ark.	73	65	
LAST 12 Division I GAMES:																	
				288	H	New Orleans	57	51	248	H	UTRGV	57	70				
				215	H	Sam Houston St.	76	61	205	N	Prairie View	59	67				
				324	H	Northwestern St.	79	55	264	N	Louisiana	64	63				
				60	A	Lamar University	58	76	136	H	Texas St.	53	60				
				331	A	Central Ark.	73	65	157	A	Texas Tech	61	78				
				178	H	New Mexico St.	65	67	248	A	UTRGV	59	49				

Non-Div I Games:

Schreiner

64 34

UNKNOWN

78 40

Tex. A&amp;M Int'l

84 36

Texas Lutheran




































73 49

A&amp;M-Corpus Christi

Loss, 
 Non-Conf, 
 S Site, 
 H Home
A Away 
 N Neutral

Average RPI Win:	270	WON-LOST	WINNING	LAST 10	STRENGTH OF	OPP. STRENGTH	TEAM	ADJ.	CONF.	ADJ CONF.
Average RPI Loss:	135	RECORD	PCT. RANK	GAMES	SCHEDULE	OF SCHEDULE	RPI	RPI	RPI	RPI

DIV. I ONLY	8- 5	111	6-4	306	221	166	166	26	26
DIV. I NON-CONF.	3- 4	199	0- 0	124	156	129	129	22	22
-----									
TOTALS	RPI 1-25	RPI 26-50	W-L RECORDS	RPI 51-100	RPI 101-150	RPI 150+			
8- 5	0- 0	0- 1	OVERALL	0- 1	0- 1	8- 2			
1- 1	0- 0	0- 1	HOME	0- 0	0- 0	1- 0			
6- 4	0- 0	0- 0	AWAY	0- 1	0- 1	6- 2			
1- 0	0- 0	0- 0	NEUTRAL	0- 0	0- 0	1- 0			
3- 4	0- 0	0- 1	NON-CONFERENCE	0- 1	0- 1	3- 1			
0- 1	0- 0	0- 1	HOME	0- 0	0- 0	0- 0			
2- 3	0- 0	0- 0	AWAY	0- 1	0- 1	2- 1			
1- 0	0- 0	0- 0	NEUTRAL	0- 0	0- 0	1- 0			
5- 1	0- 0	0- 0	CONFERENCE	0- 0	0- 0	5- 1			
1- 0	0- 0	0- 0	HOME	0- 0	0- 0	1- 0			
4- 1	0- 0	0- 0	AWAY	0- 0	0- 0	4- 1			
0- 0	0- 0	0- 0	NEUTRAL	0- 0	0- 0	0- 0			

RPI 1-25	RPI 26-50	RPI 51-100	RPI 101+	Team's RPI: 166
RPI S Opponent Score	RPI S Opponent Score	RPI S Opponent Score	RPI S Opponent Score	
	50  Arkansas 68  80	97  FGCU 65  81	133  Tulsa 63  75	
			157  Texas Tech 54  105	
			178  New Mexico St. 58 46	
			215  Sam Houston St. 91 79	
			236  Southeastern La. 71  74	
			245 N  Texas Southern 81 39	
			265  UTEP 70 69	
			288  New Orleans 59 52	
			319  McNeese 109 52	
			323  Houston Baptist 72 62	
			324  Northwestern St. 72 63	
LAST 12 Division I GAMES:				
	324  Northwestern St. 72 63	157  Texas Tech 54  105		
	323  Houston Baptist 72 62	97  FGCU 65  81		
	236  Southeastern La. 71  74	50  Arkansas 68  80		
	319  McNeese 109 52	133  Tul sa 63  75		
	215  Sam Houston St. 91 79	265  UTEP 70 69		
	288  New Orleans 59 52	245 N  Texas Southern 81 39		

Non-Div I Games: Eastern N.M. 78 46 Southwest (NM) 90 47 Howard Payne 98 43 Schreiner 90 43 Abilene Christian

 Loss,  Non-Conf, S Site,  Home  Away N Neutral

Average RPI Win:	238	WON-LOST	WINNING	LAST 10	STRENGTH OF	OPP. STRENGTH	TEAM	ADJ.	CONF.	ADJ CONF.
Average RPI Loss:	133	RECORD	PCT. RANK	GAMES	SCHEDULE	OF SCHEDULE	RPI	RPI	RPI	RPI
DIV. I ONLY	5- 11	260	2-8	124	182	219	219	13	13	
DIV. I NON-CONF.	3- 7	256	0- 0	72	239	198	198	11	11	
-----										
TOTALS	RPI 1-25	RPI 26-50	W-L RECORDS	RPI 51-100	RPI 101-150	RPI 150+				
5- 11	0- 1	0- 1	OVERALL	0- 1	1- 3	4- 5				
4- 3	0- 0	0- 0	HOME	0- 0	1- 0	3- 3				
1- 8	0- 1	0- 1	AWAY	0- 1	0- 3	1- 2				
0- 0	0- 0	0- 0	NEUTRAL	0- 0	0- 0	0- 0				
3- 7	0- 1	0- 0	NON-CONFERENCE	0- 1	1- 3	2- 2				
2- 2	0- 0	0- 0	HOME	0- 0	1- 0	1- 2				
1- 5	0- 1	0- 0	AWAY	0- 1	0- 3	1- 0				
0- 0	0- 0	0- 0	NEUTRAL	0- 0	0- 0	0- 0				
2- 4	0- 0	0- 1	CONFERENCE	0- 0	0- 0	2- 3				
2- 1	0- 0	0- 0	HOME	0- 0	0- 0	2- 1				
0- 3	0- 0	0- 1	AWAY	0- 0	0- 0	0- 2				
0- 0	0- 0	0- 0	NEUTRAL	0- 0	0- 0	0- 0				

RPI 1-25				RPI 26-50				RPI 51-100				RPI 101+ Team's RPI: 219			
RPI	S	Opponent	Score	RPI	S	Opponent	Score	RPI	S	Opponent	Score	RPI	S	Opponent	Score
3	A	Oregon	36 82	41	A	New Mexico	57 78	54	A	Northeastern	41 54	107	A	Minnesota	50 67
												108	H	Northern Colo.	69 57
												129	A	Portland	60 79
												150	A	Denver	66 92
												153	H	Utah St.	44 48
												188	H	Colorado St.	63 48
												196	H	Navy	47 54
												199	H	George Mason	71 78
												206	A	San Diego St.	61 70
												229	A	UNLV	56 66
												262	H	Nevada	79 74
												286	A	Army West Point	71 60
												347	H	Fairleigh Dickinson	85 37
-----															
LAST 12 Division I GAMES:															
262	H	Nevada	79 74	3	A	Oregon	36 82	129	A	Portland	60 79	196	H	Navy	47 54
229	A	UNLV	56 66	54	A	Northeastern	41 54	107	A	Minnesota	50 67	108	H	Northern Colo.	69 57
206	A	San Diego St.	61 70					108	H	Northern Colo.	69 57				
188	H	Colorado St.	63 48												
153	H	Utah St.	44 48												
41	A	New Mexico	57 78												

Non-Div I Games: Western St. 72 54

Air Force

Loss, 
Non-Conf, S Site, 
H Home
A Away 
N Neutral

Average RPI Win:	282	WON-LOST	WINNING	LAST 10	STRENGTH OF	OPP. STRENGTH	TEAM	ADJ.	CONF.	ADJ CONF.
Average RPI Loss:	87	RECORD	PCT. RANK	GAMES	SCHEDULE	OF SCHEDULE	RPI	RPI	RPI	RPI
DIV. I ONLY	10- 5	83	6-4	302	194	180	180	8	8	
DIV. I NON-CONF.	8- 2	52	0- 0	343	223	197	197	8	8	
-----										
TOTALS	RPI 1-25	RPI 26-50	W-L RECORDS	RPI 51-100	RPI 101-150	RPI 150+				
10- 5	0- 2	0- 0	OVERALL	0- 1	0- 1	10- 1				
4- 2	0- 1	0- 0	HOME	0- 0	0- 0	4- 1				
2- 3	0- 1	0- 0	AWAY	0- 1	0- 1	2- 0				
4- 0	0- 0	0- 0	NEUTRAL	0- 0	0- 0	4- 0				
8- 2	0- 1	0- 0	NON-CONFERENCE	0- 0	0- 1	8- 0				
3- 1	0- 1	0- 0	HOME	0- 0	0- 0	3- 0				
1- 1	0- 0	0- 0	AWAY	0- 0	0- 1	1- 0				
4- 0	0- 0	0- 0	NEUTRAL	0- 0	0- 0	4- 0				
2- 3	0- 1	0- 0	CONFERENCE	0- 1	0- 0	2- 1				
1- 1	0- 0	0- 0	HOME	0- 0	0- 0	1- 1				
1- 2	0- 1	0- 0	AWAY	0- 1	0- 0	1- 0				
0- 0	0- 0	0- 0	NEUTRAL	0- 0	0- 0	0- 0				

RPI 1-25				RPI 26-50				RPI 51-100				RPI 101+ Team's RPI: 180			
RPI	S	Opponent	Score	RPI	S	Opponent	Score	RPI	S	Opponent	Score	RPI	S	Opponent	Score
19	A	Central Mich.	71 94					93	A	Northern Ill.	59 70	120	A	Youngstown St.	61 72
21	H	Butler	47 63									184	H	Eastern Mich.	60 72
												230	H	Bowling Green	74 71
												239	H	St. Bonaventure	67 58
												265	N	UTEP	64 57
												267	A	N. C. A&T	49 36
												279	N	Northern Ky.	77 60
												292	A	Western Mich.	72 59
												293	H	Canisius	62 53
												295	N	Oakland	85 65
												326	H	Eastern Ky.	63 54
												334	N	Jackson St.	74 57
LAST 12 Division I GAMES:															
				93	A	Northern Ill.	59 70	334	N	Jackson St.	74 57				
				184	H	Eastern Mich.	60 72	293	H	Canisius	62 53				
				230	H	Bowling Green	74 71	21	H	Butler	47 63				
				292	A	Western Mich.	72 59	239	H	St. Bonaventure	67 58				
				19	A	Central Mich.	71 94	326	H	Eastern Ky.	63 54				
				265	N	UTEP	64 57	120	A	Youngstown St.	61 72				

Non-Div I Games:

Malone

63 44

Akron

Average RPI	Win:	166	WON-LOST	WINNING	LAST 10	STRENGTH OF	OPP. STRENGTH	TEAM	ADJ.	CONF.	ADJ CONF.
Average RPI	Loss:	70	RECORD	PCT. RANK	GAMES	SCHEDULE	OF SCHEDULE	RPI	RPI	RPI	RPI
DIV. I ONLY		10- 9		160	5-5	42	69	118	118	6	6
DIV. I NON-CONF.		8- 5		120	0- 1	81	132	100	100	6	6
-----											
TOTALS	RPI 1-25		RPI 26-50		W-L RECORDS	RPI 51-100		RPI 101-150		RPI 150+	
10- 9	0- 1		2- 5		OVERALL	2- 0		0- 3		6- 0	
8- 3	0- 0		2- 2		HOME	1- 0		0- 1		5- 0	
1- 3	0- 1		0- 2		AWAY	0- 0		0- 0		1- 0	
1- 3	0- 0		0- 1		NEUTRAL	1- 0		0- 2		0- 0	
8- 5	0- 0		1- 2		NON-CONFERENCE	2- 0		0- 3		5- 0	
6- 1	0- 0		1- 0		HOME	1- 0		0- 1		4- 0	
1- 1	0- 0		0- 1		AWAY	0- 0		0- 0		1- 0	
1- 3	0- 0		0- 1		NEUTRAL	1- 0		0- 2		0- 0	
2- 4	0- 1		1- 3		CONFERENCE	0- 0		0- 0		1- 0	
2- 2	0- 0		1- 2		HOME	0- 0		0- 0		1- 0	
0- 2	0- 1		0- 1		AWAY	0- 0		0- 0		0- 0	
0- 0	0- 0		0- 0		NEUTRAL	0- 0		0- 0		0- 0	

RPI 1-25				RPI 26-50				RPI 51-100				RPI 101+ Team's RPI: 118			
RPI	S	Opponent	Score	RPI	S	Opponent	Score	RPI	S	Opponent	Score	RPI	S	Opponent	Score
18	A	South Carolina	59 62	31	A	Texas A&M	43 70	85	H	Tulane	69 58	133	N	Tulsa	73 80
				35	N	Miami (FL)	74 101	98	N	Virginia	64 52	135	N	Louisiana Tech	62 79
				37	H	Clemson	76 56					139	H	South Alabama	67 72
				40	A	Utah	62 72					159	H	Grambling	73 55
				45	H	Tennessee	86 65					213	H	Florida	74 67
				47	H	LSU	56 62					223	A	SMU	62 61
				48	H	Auburn	56 66					236	H	Southeastern La.	88 40
												244	H	Stetson	59 47
												324	H	Northwestern St.	87 73
-----															
LAST 12 Division I GAMES:															
135	N	Louisiana Tech	62 79	213	H	Florida	74 67								
47	H	LSU	56 62	35	N	Miami (FL)	74 101								
45	H	Tennessee	86 65	98	N	Virginia	64 52								
31	A	Texas A&M	43 70	324	H	Northwestern St.	87 73								
48	H	Auburn	56 66	85	H	Tulane	69 58								
18	A	South Carolina	59 62	139	H	South Alabama	67 72								

Non-Div I Games:

Alabama

■ Loss, 
 ■ Non-Conf, 
 ■ S Site, 
 ■ H Home 
 ■ A Away 
 N Neutral

RPI 1-25				RPI 26-50				RPI 51-100				RPI 101+				Team's RPI: 281	
RPI	S	Opponent	Score	RPI	S	Opponent	Score	RPI	S	Opponent	Score	RPI	S	Opponent	Score		
								73	A	Kansas	54	65	156	A	UAB	47	82
												159	H	Grambling	51	63	
												167	A	Illinois	60	88	
												195	H	Jacksonville St.	48	55	
												197	N	Jacksonville	65	60	
												224	H	Alabama St.	46	60	
												236	H	Southeastern La.	51	48	
												285	A	Murray St.	59	53	
												298	A	North Florida	63	62	
												299	A	Mississippi Val.	80	60	
												301	H	Tennessee St.	67	57	
												313	A	Austin Peay	58	75	
												327	H	Lipscomb	58	62	
												334	H	Jackson St.	58	55	
												342	A	Ark. -Pine Bluff	78	52	
LAST 12 Division I GAMES:																	
				224	H	Alabama St.	46	60	298	A	North Florida	63	62				
				342	A	Ark. -Pine Bluff	78	52	236	H	Southeastern La.	51	48				
				299	A	Mississippi Val.	80	60	195	H	Jacksonville St.	48	55				
				159	H	Grambling	51	63	313	A	Austin Peay	58	75				
				334	H	Jackson St.	58	55	285	A	Murray St.	59	53				
				197	N	Jacksonville	65	60	156	A	UAB	47	82				

Alabama A&amp;M

Average RPI Win:	319	WON-LOST	WINNING	LAST 10	STRENGTH OF	OPP. STRENGTH	TEAM	ADJ.	CONF.	ADJ CONF.
Average RPI Loss:	127	RECORD	PCT. RANK	GAMES	SCHEDULE	OF SCHEDULE	RPI	RPI	RPI	RPI
DIV. I ONLY	3- 12	307	3-7	69	311	224	224	30	30	
DIV. I NON-CONF.	0- 10	336	0- 0	4	262	215	215	26	26	
<hr/>										
TOTALS	RPI 1-25	RPI 26-50	W-L RECORDS	RPI 51-100	RPI 101-150	RPI 150+				
3- 12	0- 2	0- 2	OVERALL	0- 1	0- 1	3- 6				
1- 4	0- 1	0- 0	HOME	0- 0	0- 0	1- 3				
2- 8	0- 1	0- 2	AWAY	0- 1	0- 1	2- 3				
0- 0	0- 0	0- 0	NEUTRAL	0- 0	0- 0	0- 0				
0- 10	0- 2	0- 2	NON-CONFERENCE	0- 1	0- 1	0- 4				
0- 3	0- 1	0- 0	HOME	0- 0	0- 0	0- 2				
0- 7	0- 1	0- 2	AWAY	0- 1	0- 1	0- 2				
0- 0	0- 0	0- 0	NEUTRAL	0- 0	0- 0	0- 0				
3- 2	0- 0	0- 0	CONFERENCE	0- 0	0- 0	3- 2				
1- 1	0- 0	0- 0	HOME	0- 0	0- 0	1- 1				
2- 1	0- 0	0- 0	AWAY	0- 0	0- 0	2- 1				
0- 0	0- 0	0- 0	NEUTRAL	0- 0	0- 0	0- 0				

RPI 1-25				RPI 26-50				RPI 51-100				RPI 101+				Team's RPI: 224
RPI	S	Opponent	Score	RPI	S	Opponent	Score	RPI	S	Opponent	Score	RPI	S	Opponent	Score	
18	H	South Carolina	38 94	32	A	Georgia Tech	42 69	89	A	Troy	46 116	139	A	South Alabama	65 77	
24	A	Kentucky	35 87	48	A	Auburn	50 83					156	H	UAB	47 62	
												159	H	Grambling	72 80	
												160	A	North Ala.	42 68	
												175	A	Xavier	58 87	
												226	H	Samford	51 60	
												281	A	Alabama A&M	60 46	
												299	A	Mississippi Val.	62 64	
												334	H	Jackson St.	74 67	
												342	A	Ark.-Pine Bluff	58 56	
<hr/>																
LAST 12 Division I GAMES:																
281	A	Alabama A&M	60 46	175	A	Xavier	58 87									
299	A	Mississippi Val.	62 64	156	H	UAB	47 62									
342	A	Ark.-Pine Bluff	58 56	139	A	South Alabama	65 77									
334	H	Jackson St.	74 67	32	A	Georgia Tech	42 69									
159	H	Grambling	72 80	89	A	Troy	46 116									
48	A	Auburn	50 83	160	A	North Ala.	42 68									

Non-Div I Games: Mobile 69 63

Alabama St.

■ Loss, 
 ■ Non-Conf, S Site, 
 ■ Home 
 ■ Away 
 N Neutral

Average RPI Win:	289	WON-LOST	WINNING	LAST 10	STRENGTH OF	OPP. STRENGTH	TEAM	ADJ.	CONF.	ADJ CONF.
Average RPI Loss:	187	RECORD	PCT. RANK	GAMES	SCHEDULE	OF SCHEDULE	RPI	RPI	RPI	RPI
DIV. I ONLY	6- 12	254	5-5	264	302	283	283	23	23	
DIV. I NON-CONF.	3- 10	278	0- 0	234	323	291	291	23	23	
-----										
TOTALS	RPI 1-25	RPI 26-50	W-L RECORDS	RPI 51-100	RPI 101-150	RPI 150+				
6- 12	0- 1	0- 1	OVERALL	0- 1	0- 2	6- 7				
4- 4	0- 0	0- 0	HOME	0- 0	0- 1	4- 3				
2- 8	0- 1	0- 1	AWAY	0- 1	0- 1	2- 4				
0- 0	0- 0	0- 0	NEUTRAL	0- 0	0- 0	0- 0				
3- 10	0- 1	0- 1	NON-CONFERENCE	0- 0	0- 2	3- 6				
1- 4	0- 0	0- 0	HOME	0- 0	0- 1	1- 3				
2- 6	0- 1	0- 1	AWAY	0- 0	0- 1	2- 3				
0- 0	0- 0	0- 0	NEUTRAL	0- 0	0- 0	0- 0				
3- 2	0- 0	0- 0	CONFERENCE	0- 1	0- 0	3- 1				
3- 0	0- 0	0- 0	HOME	0- 0	0- 0	3- 0				
0- 2	0- 0	0- 0	AWAY	0- 1	0- 0	0- 1				
0- 0	0- 0	0- 0	NEUTRAL	0- 0	0- 0	0- 0				

RPI 1-25				RPI 26-50				RPI 51-100				RPI 101+ Team's RPI: 283			
RPI	S	Opponent	Score	RPI	S	Opponent	Score	RPI	S	Opponent	Score	RPI	S	Opponent	Score
16	A	Rutgers	39 65	33	A	Purdue	41 53	68	A	Maine	65 76	123	A	South Fla.	37 74
												134	H	Marist	56 74
												201	A	Cornell	34 48
												228	H	Holy Cross	50 56
												249	A	Monmouth	56 64
												256	H	Binghamton	61 56
												259	A	Columbia	62 58
												274	A	St. Francis Brooklyn	67 60
												275	A	Vermont	39 52
												290	H	UMass Lowell	63 56
												293	H	Canisius	42 48
												294	H	Central Conn. St.	53 60
												314	H	UMBC	64 44
												332	A	Lafayette	66 67
												341	H	Manhattan	60 54
-----															
LAST 12 Division I GAMES:															
314	H	UMBC	64 44	33	A	Purdue	41 53	274	A	St. Francis Brooklyn	67 60				
290	H	UMass Lowell	63 56					134	H	Marist	56 74				
68	A	Maine	65 76					294	H	Central Conn. St.	53 60				
275	A	Vermont	39 52					332	A	Lafayette	66 67				
256	H	Binghamton	61 56					293	H	Canisius	42 48				
259	A	Columbia	62 58												

Non-Div I Games:

Albany (NY)



Average RPI Win: 272  
 Average RPI Loss: 240

WON-LOST  
 RECORD

WINNING  
 PCT. RANK

LAST 10  
 GAMES

STRENGTH OF  
 SCHEDULE

OPP. STRENGTH  
 OF SCHEDULE

TEAM  
 RPI

ADJ.  
 RPI

CONF.  
 RPI

ADJ CONF.  
 RPI

DIV. I ONLY	2- 13	330	2-8	351	276	350	350	30	30
DIV. I NON-CONF.	0- 9	336	0- 1	329	272	350	350	26	26
TOTALS	RPI 1-25	RPI 26-50	W-L RECORDS	RPI 51-100	RPI 101-150	RPI 150+			
2- 13	0- 0	0- 0	OVERALL	0- 1	0- 0	2- 12			
2- 4	0- 0	0- 0	HOME	0- 0	0- 0	2- 4			
0- 8	0- 0	0- 0	AWAY	0- 1	0- 0	0- 7			
0- 1	0- 0	0- 0	NEUTRAL	0- 0	0- 0	0- 1			
0- 9	0- 0	0- 0	NON-CONFERENCE	0- 1	0- 0	0- 8			
0- 2	0- 0	0- 0	HOME	0- 0	0- 0	0- 2			
0- 6	0- 0	0- 0	AWAY	0- 1	0- 0	0- 5			
0- 1	0- 0	0- 0	NEUTRAL	0- 0	0- 0	0- 1			
2- 4	0- 0	0- 0	CONFERENCE	0- 0	0- 0	2- 4			
2- 2	0- 0	0- 0	HOME	0- 0	0- 0	2- 2			
0- 2	0- 0	0- 0	AWAY	0- 0	0- 0	0- 2			
0- 0	0- 0	0- 0	NEUTRAL	0- 0	0- 0	0- 0			

RPI 1-25				RPI 26-50				RPI 51-100				RPI 101+ Team's RPI: 350			
RPI	S	Opponent	Score	RPI	S	Opponent	Score	RPI	S	Opponent	Score	RPI	S	Opponent	Score
								63	A	TCU	31 88	156	A	UAB	53 80
												159	A	Grambling	56 61
												178	N	New Mexico St.	64 82
												205	H	Prairie View	61 82
												211	A	Southern Miss.	47 66
												236	H	Southeastern La.	59 77
												245	H	Texas Southern	53 52
												265	A	UTEP	51 77
												299	H	Mississippi Val.	73 63
												311	A	FIU	40 75
												324	A	Northwestern St.	65 78
												331	H	Central Ark.	46 57
												334	A	Jackson St.	66 88
												342	H	Ark.-Pine Bluff	57 59
LAST 12 Division I GAMES:															
178	N	New Mexico St.	64 82	245	H	Texas Southern	53 52								
342	H	Ark.-Pine Bluff	57 59	63	A	TCU	31 88								
299	H	Mississippi Val.	73 63	311	A	FIU	40 75								
159	A	Grambling	56 61	211	A	Southern Miss.	47 66								
334	A	Jackson St.	66 88	156	A	UAB	53 80								
205	H	Prairie View	61 82	331	H	Central Ark.	46 57								

Non-Div I Games:

Lane

58

70

Fisk

67

64

Rust

59

78

Alcorn

Loss, Non-Conf, S Site, H Home A Away N Neutral

Average RPI	Win:	230	WON-LOST	WINNING	LAST 10	STRENGTH OF	OPP. STRENGTH	TEAM	ADJ.	CONF.	ADJ CONF.
Average RPI	Loss:	86	RECORD	PCT. RANK	GAMES	SCHEDULE	OF SCHEDULE	RPI	RPI	RPI	RPI
DIV. I ONLY		9- 8		150	5-5	91	169	125	125	19	19
DIV. I NON-CONF.		4- 7		228	0- 0	73	118	173	173	24	24
-----											
TOTALS	RPI 1-25		RPI 26-50		W-L RECORDS	RPI 51-100		RPI 101-150		RPI 150+	
9- 8	0- 1		0- 1		OVERALL	0- 3		2- 3		7- 0	
6- 1	0- 0		0- 1		HOME	0- 0		1- 0		5- 0	
3- 5	0- 0		0- 0		AWAY	0- 2		1- 3		2- 0	
0- 2	0- 1		0- 0		NEUTRAL	0- 1		0- 0		0- 0	
4- 7	0- 1		0- 1		NON-CONFERENCE	0- 2		1- 3		3- 0	
3- 1	0- 0		0- 1		HOME	0- 0		1- 0		2- 0	
1- 4	0- 0		0- 0		AWAY	0- 1		0- 3		1- 0	
0- 2	0- 1		0- 0		NEUTRAL	0- 1		0- 0		0- 0	
5- 1	0- 0		0- 0		CONFERENCE	0- 1		1- 0		4- 0	
3- 0	0- 0		0- 0		HOME	0- 0		0- 0		3- 0	
2- 1	0- 0		0- 0		AWAY	0- 1		1- 0		1- 0	
0- 0	0- 0		0- 0		NEUTRAL	0- 0		0- 0		0- 0	

RPI 1-25				RPI 26-50				RPI 51-100				RPI 101+ Team's RPI: 125			
RPI	S	Opponent	Score	RPI	S	Opponent	Score	RPI	S	Opponent	Score	RPI	S	Opponent	Score
4	N	Stanford	49 71	39	H	Ohio	67 77	52	A	Bucknell	56 71	111	A	Penn St.	59 80
								97	N	FGCU	71 90	133	H	Tulsa	68 52
								98	A	Virginia	54 57	138	A	Lehigh	61 53
												139	A	High Point	61 66
												150	A	Denver	54 83
												196	A	Navy	58 45
												199	H	George Mason	86 71
												234	H	Colgate	76 57
												268	A	Hawaii	69 57
												286	H	Army West Point	61 51
												305	H	Loyola Maryland	82 38
												314	H	UMBC	64 42
-----															
LAST 12 Division I GAMES:															
138	A	Lehigh	61 53	39	H	Ohio	67 77	139	A	High Point	61 66				
305	H	Loyola Maryland	82 38					111	A	Penn St.	59 80				
286	H	Army West Point	61 51					98	A	Virginia	54 57				
196	A	Navy	58 45					314	H	UMBC	64 42				
234	H	Colgate	76 57					97	N	FGCU	71 90				
52	A	Bucknell	56 71												

Non-Div I Games:

American

Loss, 
Non-Conf, 
S Site, 
H Home
A Away 
N Neutral

Average RPI	Win:	216	WON-LOST	WINNING	LAST 10	STRENGTH OF	OPP. STRENGTH	TEAM	ADJ.	CONF.	ADJ CONF.
Average RPI	Loss:	98	RECORD	PCT. RANK	GAMES	SCHEDULE	OF SCHEDULE	RPI	RPI	RPI	RPI
DIV. I ONLY		9- 7		135	5-5	72	238	109	109	14	14
DIV. I NON-CONF.		6- 5		143	0- 0	146	218	123	123	15	15
-----											
TOTALS	RPI 1-25		RPI 26-50		W-L RECORDS	RPI 51-100		RPI 101-150		RPI 150+	
9- 7	0- 1		0- 2		OVERALL	0- 1		3- 1		6- 2	
7- 1	0- 0		0- 0		HOME	0- 1		1- 0		6- 0	
2- 6	0- 1		0- 2		AWAY	0- 0		2- 1		0- 2	
0- 0	0- 0		0- 0		NEUTRAL	0- 0		0- 0		0- 0	
6- 5	0- 1		0- 2		NON-CONFERENCE	0- 0		1- 0		5- 2	
5- 0	0- 0		0- 0		HOME	0- 0		0- 0		5- 0	
1- 5	0- 1		0- 2		AWAY	0- 0		1- 0		0- 2	
0- 0	0- 0		0- 0		NEUTRAL	0- 0		0- 0		0- 0	
3- 2	0- 0		0- 0		CONFERENCE	0- 1		2- 1		1- 0	
2- 1	0- 0		0- 0		HOME	0- 1		1- 0		1- 0	
1- 1	0- 0		0- 0		AWAY	0- 0		1- 1		0- 0	
0- 0	0- 0		0- 0		NEUTRAL	0- 0		0- 0		0- 0	

RPI 1-25				RPI 26-50				RPI 51-100				RPI 101+ Team's RPI: 109			
RPI	S	Opponent	Score	RPI	S	Opponent	Score	RPI	S	Opponent	Score	RPI	S	Opponent	Score
18	A	South Carolina	50 80	32	A	Georgia Tech	53 71	89	H	Troy	72 83	124	A	UT Arlington	94 99
				37	A	Clemson	48 87					136	A	Texas St.	62 49
												139	H	South Alabama	71 63
												147	A	Davidson	81 78
												156	A	UAB	61 80
												189	H	Elon	65 62
												207	H	Coastal Caro.	67 53
												232	A	ETSU	64 95
												241	H	Marshall	74 52
												272	H	Wofford	94 70
												296	H	Col. of Charleston	80 66
												321	H	UNC Greensboro	68 65
LAST 12 Division I GAMES:															
207	H	Coastal Caro.	67 53	272	H	Wofford	94 70								
136	A	Texas St.	62 49	18	A	South Carolina	50 80								
124	A	UT Arlington	94 99	296	H	Col. of Charleston	80 66								
89	H	Troy	72 83	232	A	ETSU	64 95								
139	H	South Alabama	71 63	241	H	Marshall	74 52								
37	A	Clemson	48 87	189	H	Elon	65 62								

Non-Div I Games:

Appalachian St.

A  
r  
i  
z  
o  
n  
a

A  
r  
i  
z  
o  
n  
a

Ari zona

Average RPI Win:	121	WON-LOST	WINNING	LAST 10	STRENGTH OF	OPP. STRENGTH	TEAM	ADJ.	CONF.	ADJ CONF.
Average RPI Loss:	14	RECORD	PCT. RANK	GAMES	SCHEDULE	OF SCHEDULE	RPI	RPI	RPI	RPI
DIV. I ONLY	13- 5	58	7-3	2	17	13	13	2	2	
DIV. I NON-CONF.	9- 2	43	1- 0	42	18	23	23	2	2	
-----										
TOTALS	RPI 1-25	RPI 26-50	W-L RECORDS	RPI 51-100	RPI 101-150	RPI 150+				
13- 5	0- 4	5- 0	OVERALL	0- 1	4- 0	4- 0				
6- 2	0- 2	1- 0	HOME	0- 0	3- 0	2- 0				
5- 2	0- 1	3- 0	AWAY	0- 1	1- 0	1- 0				
2- 1	0- 1	1- 0	NEUTRAL	0- 0	0- 0	1- 0				
9- 2	0- 2	2- 0	NON-CONFERENCE	0- 0	3- 0	4- 0				
5- 1	0- 1	0- 0	HOME	0- 0	3- 0	2- 0				
2- 0	0- 0	1- 0	AWAY	0- 0	0- 0	1- 0				
2- 1	0- 1	1- 0	NEUTRAL	0- 0	0- 0	1- 0				
4- 3	0- 2	3- 0	CONFERENCE	0- 1	1- 0	0- 0				
1- 1	0- 1	1- 0	HOME	0- 0	0- 0	0- 0				
3- 2	0- 1	2- 0	AWAY	0- 1	1- 0	0- 0				
0- 0	0- 0	0- 0	NEUTRAL	0- 0	0- 0	0- 0				

RPI	S	Opponent	Score	RPI	S	Opponent	Score	RPI	S	Opponent	Score	RPI	S	Opponent	Score
2	H	Baylor	59 65	30	H	Cal i forni a	62 61	56	A	Ari zona	39 51	127	A	Col orado	76 70
3	A	Oregon	71 77	38	A	Oregon St.	79 76					131	H	Fresno St.	68 52
4	H	Stanford	65 72	40	A	Utah	65 63					133	H	Tul sa	70 52
5	N	Louisville	56 58	42	N	Kansas St.	65 51					135	H	Loui si ana Tech	80 44
				50	A	Arkansas	88 85					168	N	Southern Ill.	82 38
-----															
LAST 12 Di vi si on I GAMES:															
133	H	Tul sa	70 52	40	A	Utah	65 63					131	H	Fresno St.	68 52
38	A	Oregon St.	79 76	56	A	Ari zona	39 51					42	N	Kansas St.	65 51
3	A	Oregon	71 77									188	A	Col orado St.	70 39
30	H	Cal i forni a	62 61									182	H	Southern U.	69 47
4	H	Stanford	65 72												
127	A	Col orado	76 70												

Non-Di v I Games:

Ari zona St.

Average RPI Win:	350	WON-LOST	WINNING	LAST 10	STRENGTH OF	OPP. STRENGTH	TEAM	ADJ.	CONF.	ADJ CONF.
Average RPI Loss:	200	RECORD	PCT. RANK	GAMES	SCHEDULE	OF SCHEDULE	RPI	RPI	RPI	RPI
DIV. I ONLY	1- 7	331	4-6	325	294	342	342	30	30	
DIV. I NON-CONF.	0- 3	336	0- 0	23	198	264	264	26	26	
-----										
TOTALS	RPI 1-25	RPI 26-50	W-L RECORDS	RPI 51-100	RPI 101-150	RPI 150+				
1- 7	0- 0	0- 1	OVERALL	0- 0	0- 1	1- 5				
0- 3	0- 0	0- 0	HOME	0- 0	0- 0	0- 3				
1- 4	0- 0	0- 1	AWAY	0- 0	0- 1	1- 2				
0- 0	0- 0	0- 0	NEUTRAL	0- 0	0- 0	0- 0				
0- 3	0- 0	0- 1	NON-CONFERENCE	0- 0	0- 1	0- 1				
0- 0	0- 0	0- 0	HOME	0- 0	0- 0	0- 0				
0- 3	0- 0	0- 1	AWAY	0- 0	0- 1	0- 1				
0- 0	0- 0	0- 0	NEUTRAL	0- 0	0- 0	0- 0				
1- 4	0- 0	0- 0	CONFERENCE	0- 0	0- 0	1- 4				
0- 3	0- 0	0- 0	HOME	0- 0	0- 0	0- 3				
1- 1	0- 0	0- 0	AWAY	0- 0	0- 0	1- 1				
0- 0	0- 0	0- 0	NEUTRAL	0- 0	0- 0	0- 0				

RPI 1-25				RPI 26-50				RPI 51-100				RPI 101+ Team's RPI: 342			
RPI	S	Opponent	Score	RPI	S	Opponent	Score	RPI	S	Opponent	Score	RPI	S	Opponent	Score
				38	A	Oregon St.	33 89					107	A	Minnesota	42 84
												182	A	Southern U.	41 73
												224	H	Alabama St.	56 58
												268	A	Wichita St.	39 76
												281	H	Alabama A&M	52 78
												299	H	Mississippi Val.	56 62
												350	A	Alcorn	59 57
LAST 12 Division I GAMES:															
350	A	Alcorn	59 57	38	A	Oregon St.	33 89	268	A	Wichita St.	39 76				
182	A	Southern U.	41 73												
281	H	Alabama A&M	52 78												
224	H	Alabama St.	56 58												
299	H	Mississippi Val.	56 62												
107	A	Minnesota	42 84												

Non-Div I Games: LeMoyne-Owen 52 43 Paul Quinn 68 52 Philander Smith 48 53 Tougaloo 68 60 Ark. -Pine Bluff

Average RPI Win:	179	WON-LOST	WINNING	LAST 10	STRENGTH OF	OPP. STRENGTH	TEAM	ADJ.	CONF.	ADJ CONF.
Average RPI Loss:	32	RECORD	PCT. RANK	GAMES	SCHEDULE	OF SCHEDULE	RPI	RPI	RPI	RPI
DIV. I ONLY	14- 5	53	8-2	106	42	50	50	6	6	
DIV. I NON-CONF.	11- 3	56	0- 0	159	70	64	64	6	6	
-----										
TOTALS	RPI 1-25	RPI 26-50	W-L RECORDS	RPI 51-100	RPI 101-150	RPI 150+				
14- 5	0- 3	1- 1	OVERALL	1- 1	3- 0	9- 0				
7- 2	0- 2	0- 0	HOME	1- 0	1- 0	5- 0				
5- 2	0- 1	1- 1	AWAY	0- 0	2- 0	2- 0				
2- 1	0- 0	0- 0	NEUTRAL	0- 1	0- 0	2- 0				
11- 3	0- 2	0- 0	NON-CONFERENCE	1- 1	3- 0	7- 0				
6- 1	0- 1	0- 0	HOME	1- 0	1- 0	4- 0				
3- 1	0- 1	0- 0	AWAY	0- 0	2- 0	1- 0				
2- 1	0- 0	0- 0	NEUTRAL	0- 1	0- 0	2- 0				
3- 2	0- 1	1- 1	CONFERENCE	0- 0	0- 0	2- 0				
1- 1	0- 1	0- 0	HOME	0- 0	0- 0	1- 0				
2- 1	0- 0	1- 1	AWAY	0- 0	0- 0	1- 0				
0- 0	0- 0	0- 0	NEUTRAL	0- 0	0- 0	0- 0				

RPI 1-25				RPI 26-50				Team's RPI: 50				RPI 51-100				RPI 101+			
RPI	S	Opponent	Score	RPI	S	Opponent	Score	RPI	S	Opponent	Score	RPI	S	Opponent	Score	RPI	S	Opponent	Score
9	H	Mississippi St.	69 93	34	A	Missouri	53 71	72	H	Nebraska	84 80	105	H	Tennessee Tech	65 42				
13	H	Arizona St.	85 88	45	A	Tennessee	80 79	90	N	Pittsburgh	54 61	124	A	UT Arlington	66 65				
14	A	Iowa St.	82 91									133	A	Tulsa	61 59				
												164	N	Wisconsin	69 68				
												166	A	Abilene Christian	80 68				
												170	H	Oral Roberts	74 61				
												171	H	Vanderbilt	83 62				
												194	A	Ole Miss	85 55				
												205	H	Prairie View	71 44				
												301	N	Tennessee St.	79 55				
												324	H	Northwestern St.	98 53				
												334	H	Jackson St.	76 57				
-----																			
LAST 12 Division I GAMES:																			
9	H	Mississippi St.	69 93	45	A	Tennessee	80 79	171	H	Vanderbilt	83 62								
334	H	Jackson St.	76 57	34	A	Missouri	53 71	194	A	Ole Miss	85 55								
133	A	Tulsa	61 59	72	H	Nebraska	84 80	105	H	Tennessee Tech	65 42								
205	H	Prairie View	71 44	14	A	Iowa St.	82 91												
166	A	Abilene Christian	80 68																

Non-Div I Games:

Arkansas

Average RPI	Win:	246	WON-LOST	WINNING	LAST 10	STRENGTH OF	OPP. STRENGTH	TEAM	ADJ.	CONF.	ADJ CONF.
Average RPI	Loss:	92	RECORD	PCT. RANK	GAMES	SCHEDULE	OF SCHEDULE	RPI	RPI	RPI	RPI
DIV. I ONLY		8- 9		190	5-5	99	216	165	165	14	14
DIV. I NON-CONF.		5- 6		177	0- 0	135	126	170	170	15	15
<hr/>											
TOTALS	RPI 1-25		RPI 26-50		W-L RECORDS	RPI 51-100		RPI 101-150		RPI 150+	
8- 9	0- 0		0- 2		OVERALL	0- 3		2- 4		6- 0	
6- 3	0- 0		0- 0		HOME	0- 0		1- 3		5- 0	
2- 6	0- 0		0- 2		AWAY	0- 3		1- 1		1- 0	
0- 0	0- 0		0- 0		NEUTRAL	0- 0		0- 0		0- 0	
5- 6	0- 0		0- 2		NON-CONFERENCE	0- 2		1- 2		4- 0	
4- 1	0- 0		0- 0		HOME	0- 0		1- 1		3- 0	
1- 5	0- 0		0- 2		AWAY	0- 2		0- 1		1- 0	
0- 0	0- 0		0- 0		NEUTRAL	0- 0		0- 0		0- 0	
3- 3	0- 0		0- 0		CONFERENCE	0- 1		1- 2		2- 0	
2- 2	0- 0		0- 0		HOME	0- 0		0- 2		2- 0	
1- 1	0- 0		0- 0		AWAY	0- 1		1- 0		0- 0	
0- 0	0- 0		0- 0		NEUTRAL	0- 0		0- 0		0- 0	

RPI	S	Opponent	Score	RPI	S	Opponent	Score	RPI	S	Opponent	Score	RPI	S	Opponent	Score	Team's RPI: 165
31	A	Texas A&M	56 97	64	A	Oklahoma St.	60 62	124	H	UT Arlington	73 100					
34	A	Missouri	50 70	75	A	Belmont	55 74	133	H	Tulsa	73 60					
				89	A	Troy	79 87	135	H	Louisiana Tech	70 80					
								136	H	Texas St.	62 85					
								139	A	South Alabama	77 64					
								144	A	UT Martin	91 97					
								257	H	Memphis	77 66					
								264	H	Louisiana	87 75					
								265	A	UTEP	67 66					
								285	H	Murray St.	74 63					
								299	H	Mississippi Val.	60 57					
								322	H	La.-Monroe	64 54					
<hr/>																
LAST 12 Division I GAMES:																
322	H	La.-Monroe	64 54	136	H	Texas St.	62 85									
264	H	Louisiana	87 75	124	H	UT Arlington	73 100									
34	A	Missouri	50 70	89	A	Troy	79 87									
75	A	Belmont	55 74	139	A	South Alabama	77 64									
299	H	Mississippi Val.	60 57	265	A	UTEP	67 66									
133	H	Tulsa	73 60	285	H	Murray St.	74 63									

Non-Div I Games:

Arkansas St.



Average RPI Win: 303  
Average RPI Loss: 151

WON-LOST  
RECORD

WINNING  
PCT. RANK

LAST 10  
GAMES

STRENGTH OF  
SCHEDULE

OPP. STRENGTH  
OF SCHEDULE

TEAM  
RPI

ADJ.  
RPI

CONF.  
RPI

ADJ CONF.  
RPI

DIV. I ONLY	7- 9	207	6-4	320	266	286	286	19	19
DIV. I NON-CONF.	4- 6	212	0- 0	337	306	313	313	24	24
-----									
TOTALS	RPI 1-25	RPI 26-50	W-L RECORDS	RPI 51-100	RPI 101-150	RPI 150+			
7- 9	0- 0	0- 0	OVERALL	0- 2	0- 3	7- 4			
5- 4	0- 0	0- 0	HOME	0- 1	0- 2	5- 1			
2- 5	0- 0	0- 0	AWAY	0- 1	0- 1	2- 3			
0- 0	0- 0	0- 0	NEUTRAL	0- 0	0- 0	0- 0			
4- 6	0- 0	0- 0	NON-CONFERENCE	0- 1	0- 2	4- 3			
2- 3	0- 0	0- 0	HOME	0- 0	0- 2	2- 1			
2- 3	0- 0	0- 0	AWAY	0- 1	0- 0	2- 2			
0- 0	0- 0	0- 0	NEUTRAL	0- 0	0- 0	0- 0			
3- 3	0- 0	0- 0	CONFERENCE	0- 1	0- 1	3- 1			
3- 1	0- 0	0- 0	HOME	0- 1	0- 0	3- 0			
0- 2	0- 0	0- 0	AWAY	0- 0	0- 1	0- 1			
0- 0	0- 0	0- 0	NEUTRAL	0- 0	0- 0	0- 0			

RPI 1-25				RPI 26-50				RPI 51-100				RPI 101+				Team's RPI: 286
RPI	S	Opponent	Score	RPI	S	Opponent	Score	RPI	S	Opponent	Score	RPI	S	Opponent	Score	
								52	H	Bucknell	52 66	106	H	St. John's (NY)	49 60	
								63	A	TCU	38 63	113	H	Yale	51 62	
												125	A	American	51 61	
												163	A	Boston U.	51 63	
												196	H	Navy	55 52	
												219	H	Air Force	60 71	
												256	A	Binghamton	47 60	
												259	A	Columbia	49 70	
												274	H	St. Francis Brooklyn	69 57	
												305	H	Loyola Maryland	69 57	
												316	A	Wagner	61 46	
												332	H	Lafayette	65 50	
												347	H	Fairleigh Dickinson	62 40	
												351	A	LIU Brooklyn	57 42	
LAST 12 Division I GAMES:																
305	H	Loyola Maryland	69 57	196	H	Navy	55 52	332	H	Lafayette	65 50	125	A	American	51 61	
163	A	Boston U.	51 63	52	H	Bucknell	52 66	274	H	St. Francis Brooklyn	69 57	256	A	Binghamton	47 60	
113	H	Yale	51 62	63	A	TCU	38 63									
316	A	Wagner	61 46													
347	H	Fairleigh Dickinson	62 40													
63	A	TCU	38 63													

Non-Div I Games: Connecticut Col. 74 48

Army West Point

Loss, Non-Conf, S Site, H Home A Away N Neutral

Average RPI Win: 177

Average RPI Loss: 23

WON-LOST  
RECORDWINNING  
PCT. RANKLAST 10  
GAMESSTRENGTH OF  
SCHEDULEOPP. STRENGTH  
OF SCHEDULETEAM  
RPIADJ.  
RPICONF.  
RPIADJ CONF.  
RPIDIV. I ONLY  
DIV. I NON-CONF.14- 3  
11- 129  
138-2  
1- 0180  
22726  
5448  
3348  
336  
66  
6

TOTALS

RPI 1-25

RPI 26-50

W-L RECORDS

RPI 51-100

RPI 101-150

RPI 150+

14- 3

0- 2

2- 1

OVERALL

0- 0

2- 0

10- 0

6- 2

0- 1

0- 1

HOME

0- 0

1- 0

5- 0

6- 1

0- 1

1- 0

AWAY

0- 0

1- 0

4- 0

2- 0

0- 0

1- 0

NEUTRAL

0- 0

0- 0

1- 0

11- 1

0- 1

2- 0

NON-CONFERENCE

0- 0

1- 0

8- 0

6- 0

0- 0

0- 0

HOME

0- 0

1- 0

5- 0

3- 1

0- 1

1- 0

AWAY

0- 0

0- 0

2- 0

2- 0

0- 0

1- 0

NEUTRAL

0- 0

0- 0

1- 0

3- 2

0- 1

0- 1

CONFERENCE

0- 0

1- 0

2- 0

0- 2

0- 1

0- 1

HOME

0- 0

0- 0

0- 0

3- 0

0- 0

0- 0

AWAY

0- 0

1- 0

2- 0

0- 0

0- 0

0- 0

NEUTRAL

0- 0

0- 0

0- 0

RPI 1-25

RPI 26-50

Team's RPI: 48

RPI 51-100

RPI 101+

RPI	S	Opponent	Score
9	H	Mississippi St.	59 85
14	A	Iowa St.	64 67

RPI	S	Opponent	Score
41	A	New Mexico	79 76
44	N	North Carolina	86 81
45	H	Tennessee	69 78

RPI	S	Opponent	Score
-----	---	----------	-------

RPI	S	Opponent	Score
118	A	Alabama	66 56
137	H	Oklahoma	95 79
159	H	Grambling	97 48
171	A	Vanderbilt	72 70
189	A	Elon	96 44
207	N	Coastal Caro.	84 78
212	H	Nicholls St.	80 59
213	A	Florida	64 56
224	H	Alabama St.	83 50
226	H	Samford	73 46
264	H	Louisiana	71 59
278	A	Saint Joseph's	81 70

LAST 12 Division I GAMES:

118	A	Alabama	66 56
213	A	Florida	64 56
45	H	Tennessee	69 78
224	H	Alabama St.	83 50
189	A	Elon	96 44
44	N	North Carolina	86 81

41	A	New Mexico	79 76
14	A	Iowa St.	64 67
171	A	Vanderbilt	72 70
9	H	Mississippi St.	59 85
207	N	Coastal Caro.	84 78
226	H	Samford	73 46

Non-Div I Games:

Xavier (LA)

77 58

Auburn

Average RPI Loss: 213

DIV. I ONLY	6- 9	228	4-6	347	264	313	313	22	22
DIV. I NON-CONF.	3- 6	241	0- 0	349	246	346	346	20	20
TOTALS	RPI 1-25	RPI 26-50	W-L RECORDS	RPI 51-100	RPI 101-150	RPI 150+			
6- 9	0- 0	0- 0	OVERALL	0- 0	0- 2	6- 7			
5- 1	0- 0	0- 0	HOME	0- 0	0- 0	5- 1			
1- 8	0- 0	0- 0	AWAY	0- 0	0- 2	1- 6			
0- 0	0- 0	0- 0	NEUTRAL	0- 0	0- 0	0- 0			
3- 6	0- 0	0- 0	NON-CONFERENCE	0- 0	0- 1	3- 5			
3- 1	0- 0	0- 0	HOME	0- 0	0- 0	3- 1			
0- 5	0- 0	0- 0	AWAY	0- 0	0- 1	0- 4			
0- 0	0- 0	0- 0	NEUTRAL	0- 0	0- 0	0- 0			
3- 3	0- 0	0- 0	CONFERENCE	0- 0	0- 1	3- 2			
2- 0	0- 0	0- 0	HOME	0- 0	0- 0	2- 0			
1- 3	0- 0	0- 0	AWAY	0- 0	0- 1	1- 2			
0- 0	0- 0	0- 0	NEUTRAL	0- 0	0- 0	0- 0			

RPI 1-25				RPI 26-50				RPI 51-100				RPI 101+				Team's RPI: 313	
RPI	S	Opponent	Score	RPI	S	Opponent	Score	RPI	S	Opponent	Score	RPI	S	Opponent	Score		
												114	A	Cincinnati	48	69	
												144	A	UT Martin	65	74	
												162	H	Morehead St.	81	80	
												171	A	Vanderbilt	70	99	
												183	A	Illinois St.	49	61	
												202	A	SIUE	68	69	
												220	A	Southeast Mo. St.	54	64	
												239	A	Western Ill.	72	77	
												250	A	Eastern Ill.	73	60	
												279	H	Northern Ky.	52	48	
												281	H	Alabama A&M	75	58	
												299	H	Mississippi Val.	89	95	
												326	H	Eastern Ky.	100	65	
												327	H	Lipscomb	70	58	
												344	A	Evansville	52	56	
LAST 12 Division I GAMES:																	
				162	H	Morehead St.	81 80	250	A	Eastern Ill.	73 60						
				326	H	Eastern Ky.	100 65	202	A	SIUE	68 69						
				344	A	Evansville	52 56	144	A	UT Martin	65 74						
				281	H	Alabama A&M	75 58	220	A	Southeast Mo. St.	54 64						
				183	A	Illinois St.	49 61	327	H	Lipscomb	70 58						
				239	A	Western Ill.	72 77	279	H	Northern Ky.	52 48						

Austin Peay

Average RPI Win:	147	WON-LOST	WINNING	LAST 10	STRENGTH OF	OPP. STRENGTH	TEAM	ADJ.	CONF.	ADJ CONF.
Average RPI Loss:	93	RECORD	PCT. RANK	GAMES	SCHEDULE	OF SCHEDULE	RPI	RPI	RPI	RPI
DIV. I ONLY	16- 3	20	10-0	71	89	20	20	7	7	
DIV. I NON-CONF.	8- 3	71	0- 0	125	97	58	58	7	7	
-----										
TOTALS	RPI 1-25	RPI 26-50	W-L RECORDS	RPI 51-100	RPI 101-150	RPI 150+				
16- 3	1- 0	1- 2	OVERALL	2- 0	3- 0	9- 1				
8- 1	1- 0	0- 1	HOME	0- 0	3- 0	4- 0				
6- 2	0- 0	1- 1	AWAY	1- 0	0- 0	4- 1				
2- 0	0- 0	0- 0	NEUTRAL	1- 0	0- 0	1- 0				
8- 3	0- 0	0- 2	NON-CONFERENCE	1- 0	1- 0	6- 1				
4- 1	0- 0	0- 1	HOME	0- 0	1- 0	3- 0				
2- 2	0- 0	0- 1	AWAY	0- 0	0- 0	2- 1				
2- 0	0- 0	0- 0	NEUTRAL	1- 0	0- 0	1- 0				
8- 0	1- 0	1- 0	CONFERENCE	1- 0	2- 0	3- 0				
4- 0	1- 0	0- 0	HOME	0- 0	2- 0	1- 0				
4- 0	0- 0	1- 0	AWAY	1- 0	0- 0	2- 0				
0- 0	0- 0	0- 0	NEUTRAL	0- 0	0- 0	0- 0				

RPI	S	Opponent	Score	RPI	S	Opponent	Score	RPI	S	Opponent	Score	RPI	S	Opponent	Score
10	H	Gonzaga	70 68	30	H	Cal i forn i a	52 70	63	N	TCU	61 58	108	H	Northern Colo.	70 50
				40	A	Utah	67 78	65	A	Paci fi c	77 74	129	H	Portl and	79 71
				46	A	Saint Mary's (CA)	74 73					132	H	Loyol a Marymount	55 44
												153	A	Utah St.	62 57
												161	H	Pepperdi ne	83 58
												174	A	Santa Clara	54 44
												176	H	Eastern Wash.	80 65
												186	H	UC Ri versi de	72 70
												188	H	Colorado St.	51 42
												210	A	Southern Utah	64 67
												218	A	Utah Valley	77 51
												251	A	San Franci sco	67 59
												287	N	Cal i forn i a Bapti st	76 69
LAST 12 Division I GAMES:															
132	H	Loyol a Marymount	55 44	129	H	Portl and	79 71								
161	H	Pepperdi ne	83 58	10	H	Gonzaga	70 68								
251	A	San Franci sco	67 59	46	A	Saint Mary's (CA)	74 73								
174	A	Santa Clara	54 44	65	A	Paci fi c	77 74								
108	H	Northern Colo.	70 50	40	A	Utah	67 78								
188	H	Colorado St.	51 42	218	A	Utah Valley	77 51								

Non-Div I Games:

BYU

Average RPI Win:	204	WON-LOST	WINNING	LAST 10	STRENGTH OF	OPP. STRENGTH	TEAM	ADJ.	CONF.	ADJ CONF.
Average RPI Loss:	77	RECORD	PCT. RANK	GAMES	SCHEDULE	OF SCHEDULE	RPI	RPI	RPI	RPI
DIV. I ONLY	5- 11	260	4-6	66	61	187	187	8	8	
DIV. I NON-CONF.	4- 7	228	0- 1	152	17	214	214	8	8	
-----										
TOTALS	RPI 1-25	RPI 26-50	W-L RECORDS	RPI 51-100	RPI 101-150	RPI 150+				
5- 11	0- 1	0- 3	OVERALL	0- 5	2- 1	3- 1				
4- 3	0- 0	0- 2	HOME	0- 0	1- 0	3- 1				
1- 5	0- 1	0- 1	AWAY	0- 3	1- 0	0- 0				
0- 3	0- 0	0- 0	NEUTRAL	0- 2	0- 1	0- 0				
4- 7	0- 1	0- 1	NON-CONFERENCE	0- 3	2- 1	2- 1				
3- 2	0- 0	0- 1	HOME	0- 0	1- 0	2- 1				
1- 2	0- 1	0- 0	AWAY	0- 1	1- 0	0- 0				
0- 3	0- 0	0- 0	NEUTRAL	0- 2	0- 1	0- 0				
1- 4	0- 0	0- 2	CONFERENCE	0- 2	0- 0	1- 0				
1- 1	0- 0	0- 1	HOME	0- 0	0- 0	1- 0				
0- 3	0- 0	0- 1	AWAY	0- 2	0- 0	0- 0				
0- 0	0- 0	0- 0	NEUTRAL	0- 0	0- 0	0- 0				

RPI 1-25				RPI 26-50				RPI 51-100				RPI 101+				Team's RPI: 187
RPI	S	Opponent	Score	RPI	S	Opponent	Score	RPI	S	Opponent	Score	RPI	S	Opponent	Score	
21	A	Butler	47 64	33	H	Purdue	38 80	51	N	Duke	62 79	110	A	Western Ky.	86 83	
				36	A	Buffalo	65 77	69	N	Quinnipiac	66 69	114	H	Cincinnati	75 63	
				39	H	Ohio	75 90	92	A	Toledo	58 65	141	N	Fordham	70 78	
								95	A	Miami (OH)	57 60	171	H	Vanderbilt	43 60	
								96	A	Missouri St.	54 74	230	H	Bowling Green	77 70	
												266	H	Cleveland St.	67 62	
												301	H	Tennessee St.	90 51	
-----																
LAST 12 Division I GAMES:																
39	H	Ohio	75 90	69	N	Quinnipiac	66 69	51	N	Duke	62 79	95	A	Miami (OH)	57 60	
230	H	Bowling Green	77 70	51	N	Duke	62 79	36	A	Buffalo	65 77	21	A	Butler	47 64	
92	A	Toledo	58 65	95	A	Miami (OH)	57 60	21	A	Butler	47 64	114	H	Cincinnati	75 63	
301	H	Tennessee St.	90 51	36	A	Buffalo	65 77									
110	A	Western Ky.	86 83													
171	H	Vanderbilt	43 60													

Non-Div I Games: Urbana 99 62

Ball St.

Average RPI	Win: 110	WON-LOST	WINNING	LAST 10	STRENGTH OF	OPP. STRENGTH	TEAM	ADJ.	CONF.	ADJ CONF.
Average RPI	Loss: 4	RECORD	PCT. RANK	GAMES	SCHEDULE	OF SCHEDULE	RPI	RPI	RPI	RPI
DIV. I ONLY	15- 1	9	9-1	6	37	2	2	3	3	
DIV. I NON-CONF.	10- 1	19	0- 0	17	29	3	3	3	3	
-----										
TOTALS	RPI 1-25	RPI 26-50	W-L RECORDS	RPI 51-100	RPI 101-150	RPI 150+				
15- 1	3- 1	2- 0	OVERALL	3- 0	1- 0	6- 0				
8- 0	1- 0	1- 0	HOME	0- 0	1- 0	5- 0				
5- 1	2- 1	0- 0	AWAY	2- 0	0- 0	1- 0				
2- 0	0- 0	1- 0	NEUTRAL	1- 0	0- 0	0- 0				
10- 1	3- 1	1- 0	NON-CONFERENCE	1- 0	0- 0	5- 0				
6- 0	1- 0	0- 0	HOME	0- 0	0- 0	5- 0				
2- 1	2- 1	0- 0	AWAY	0- 0	0- 0	0- 0				
2- 0	0- 0	1- 0	NEUTRAL	1- 0	0- 0	0- 0				
5- 0	0- 0	1- 0	CONFERENCE	2- 0	1- 0	1- 0				
2- 0	0- 0	1- 0	HOME	0- 0	1- 0	0- 0				
3- 0	0- 0	0- 0	AWAY	2- 0	0- 0	1- 0				
0- 0	0- 0	0- 0	NEUTRAL	0- 0	0- 0	0- 0				

RPI	S	Opponent	Score	RPI	S	Opponent	Score	RPI	S	Opponent	Score	RPI	S	Opponent	Score
4	A	Stanford	63 68	26	N	South Dakota St.	72 66	63	A	TCU	79 55	103	H	West Virginia	79 47
8	H	UConn	68 57	42	H	Kansas St.	65 50	73	A	Kansas	94 68	157	A	Texas Tech	73 56
13	A	Arizona St.	65 59					83	N	Georgetown	67 46	162	H	Morehead St.	96 58
18	A	South Carolina	94 69									182	H	Southern U.	94 49
												212	H	Nicholls St.	100 39
												248	H	UTRGV	98 37
												253	H	Saint Francis (PA)	116 58
-----															
LAST 12 Division I GAMES:															
157	A	Texas Tech	73 56	103	H	West Virginia	79 47	73	A	Kansas	94 68	63	A	TCU	79 55
8	H	UConn	68 57	73	A	Kansas	94 68	42	H	Kansas St.	65 50	83	N	Georgetown	67 46
248	H	UTRGV	98 37	63	A	TCU	79 55	26	N	South Dakota St.	72 66				
4	A	Stanford	63 68												
162	H	Morehead St.	96 58												
18	A	South Carolina	94 69												

Non-Div I Games:

Bayl or

Average RPI Win:	197	WON-LOST	WINNING	LAST 10	STRENGTH OF	OPP. STRENGTH	TEAM	ADJ.	CONF.	ADJ CONF.
Average RPI Loss:	57	RECORD	PCT. RANK	GAMES	SCHEDULE	OF SCHEDULE	RPI	RPI	RPI	RPI
DIV. I ONLY	12- 5	69	8-2	128	92	75	75	22	22	
DIV. I NON-CONF.	7- 4	109	0- 0	65	39	38	38	20	20	
-----										
TOTALS	RPI 1-25	RPI 26-50	W-L RECORDS	RPI 51-100	RPI 101-150	RPI 150+				
12- 5	0- 1	0- 2	OVERALL	2- 1	2- 1	8- 0				
7- 2	0- 0	0- 0	HOME	0- 1	1- 1	6- 0				
5- 3	0- 1	0- 2	AWAY	2- 0	1- 0	2- 0				
0- 0	0- 0	0- 0	NEUTRAL	0- 0	0- 0	0- 0				
7- 4	0- 1	0- 2	NON-CONFERENCE	2- 1	2- 0	3- 0				
3- 1	0- 0	0- 0	HOME	0- 1	1- 0	2- 0				
4- 3	0- 1	0- 2	AWAY	2- 0	1- 0	1- 0				
0- 0	0- 0	0- 0	NEUTRAL	0- 0	0- 0	0- 0				
5- 1	0- 0	0- 0	CONFERENCE	0- 0	0- 1	5- 0				
4- 1	0- 0	0- 0	HOME	0- 0	0- 1	4- 0				
1- 0	0- 0	0- 0	AWAY	0- 0	0- 0	1- 0				
0- 0	0- 0	0- 0	NEUTRAL	0- 0	0- 0	0- 0				

RPI	S	Opponent	Score	RPI	S	Opponent	Score	RPI	S	Opponent	Score	RPI	S	Opponent	Score
7	A	NC State	62 77	37	A	Clemson	62 65	70	A	Middle Tenn.	45 38	105	H	Tennessee Tech	72 77
				45	A	Tennessee	76 84	81	A	Wright St.	79 63	128	A	Chattanooga	67 51
								92	H	Toledo	69 78	133	H	Tulsa	78 53
												162	H	Morehead St.	77 50
												165	H	Arkansas St.	74 55
												195	A	Jacksonville St.	64 41
												195	H	Jacksonville St.	66 52
												279	A	Northern Ky.	71 53
												301	H	Tennessee St.	80 46
												326	H	Eastern Ky.	69 43
												327	H	Lipscomb	83 43
LAST 12 Division I GAMES:															
105	H	Tennessee Tech	72 77	301	H	Tennessee St.	80 46								
195	H	Jacksonville St.	66 52	195	A	Jacksonville St.	64 41								
45	A	Tennessee	76 84	326	H	Eastern Ky.	69 43								
165	H	Arkansas St.	74 55	162	H	Morehead St.	77 50								
128	A	Chattanooga	67 51	37	A	Clemson	62 65								
327	H	Lipscomb	83 43	92	H	Toledo	69 78								

Non-Div I Games:

Belmont

Average RPI Win: 294		WON-LOST RECORD	WINNING PCT. RANK	LAST 10 GAMES	STRENGTH OF SCHEDULE	OPP. STRENGTH OF SCHEDULE	TEAM RPI	ADJ. RPI	CONF. RPI	ADJ. CONF. RPI
Average RPI Loss: 208										
DIV. I ONLY		7- 8	196	5-5	341	307	277	277	32	32
DIV. I NON-CONF.		5- 5	162	0- 0	333	206	241	241	32	32
TOTALS		RPI 1-25	RPI 26-50	W-L RECORDS		RPI 51-100	RPI 101-150	RPI 150+		
7- 8	0- 0		0- 0	OVERALL		0- 0	0- 1	7- 7		
4- 1	0- 0		0- 0	HOME		0- 0	0- 0	4- 1		
2- 7	0- 0		0- 0	AWAY		0- 0	0- 1	2- 6		
1- 0	0- 0		0- 0	NEUTRAL		0- 0	0- 0	1- 0		
5- 5	0- 0		0- 0	NON-CONFERENCE		0- 0	0- 1	5- 4		
3- 0	0- 0		0- 0	HOME		0- 0	0- 0	3- 0		
1- 5	0- 0		0- 0	AWAY		0- 0	0- 1	1- 4		
1- 0	0- 0		0- 0	NEUTRAL		0- 0	0- 0	1- 0		
2- 3	0- 0		0- 0	CONFERENCE		0- 0	0- 0	2- 3		
1- 1	0- 0		0- 0	HOME		0- 0	0- 0	1- 1		
1- 2	0- 0		0- 0	AWAY		0- 0	0- 0	1- 2		
0- 0	0- 0		0- 0	NEUTRAL		0- 0	0- 0	0- 0		

RPI 1-25				RPI 26-50				RPI 51-100				RPI 101+			
RPI	S	Opponent	Score	RPI	S	Opponent	Score	RPI	S	Opponent	Score	RPI	S	Opponent	Score
												123	A	South Fla.	39 88
												169	A	Charlotte	69 73
												177	A	Georgia St.	57 62
												197	A	Jacksonville	58 56
												213	A	Florida	53 64
												216	H	UMES	52 64
												224	A	Howard	40 61
												254	A	Norfolk St.	50 57
												263	H	Liberty	81 76
												284	A	Ga. Southern	76 77
												291	N	Kennesaw St.	64 61
												298	H	North Florida	76 60
												311	H	FIU	68 57
												348	H	Delaware St.	67 55
												349	A	N.C. Central	67 50
LAST 12 Division I GAMES:															
				349	A	N.C. Central	67 50	216	H	UMES	52 64				
				169	A	Charlotte	69 73	348	H	Delaware St.	67 55				
				177	A	Georgia St.	57 62	254	A	Norfolk St.	50 57				
				291	N	Kennesaw St.	64 61	224	A	Howard	40 61				
				298	H	North Florida	76 60	197	A	Jacksonville	58 56				
				213	A	Florida	53 64	284	A	Ga. Southern	76 77				

Non-Div I Games:	Flagler	74	59	Edward Waters	73	46
------------------	---------	----	----	---------------	----	----

Bethune-Cookman

■ Loss, ■ Non-Conf, S Site, H Home A Away N Neutral



Average RPI Win:	291	WON-LOST	WINNING	LAST 10	STRENGTH OF	OPP. STRENGTH	TEAM	ADJ.	CONF.	ADJ CONF.
Average RPI Loss:	173	RECORD	PCT. RANK	GAMES	SCHEDULE	OF SCHEDULE	RPI	RPI	RPI	RPI
DIV. I ONLY	5- 11	260	2-8	146	315	256	256	23	23	
DIV. I NON-CONF.	3- 8	267	0- 0	62	312	229	229	23	23	
-----										
TOTALS	RPI 1-25	RPI 26-50	W-L RECORDS	RPI 51-100	RPI 101-150	RPI 150+				
5- 11	0- 2	0- 1	OVERALL	0- 0	0- 2	5- 6				
4- 4	0- 0	0- 0	HOME	0- 0	0- 2	4- 2				
1- 7	0- 2	0- 1	AWAY	0- 0	0- 0	1- 4				
0- 0	0- 0	0- 0	NEUTRAL	0- 0	0- 0	0- 0				
3- 8	0- 2	0- 1	NON-CONFERENCE	0- 0	0- 1	3- 4				
3- 2	0- 0	0- 0	HOME	0- 0	0- 1	3- 1				
0- 6	0- 2	0- 1	AWAY	0- 0	0- 0	0- 3				
0- 0	0- 0	0- 0	NEUTRAL	0- 0	0- 0	0- 0				
2- 3	0- 0	0- 0	CONFERENCE	0- 0	0- 1	2- 2				
1- 2	0- 0	0- 0	HOME	0- 0	0- 1	1- 1				
1- 1	0- 0	0- 0	AWAY	0- 0	0- 0	1- 1				
0- 0	0- 0	0- 0	NEUTRAL	0- 0	0- 0	0- 0				

RPI 1-25				RPI 26-50				RPI 51-100				RPI 101+ Team's RPI: 256			
RPI	S	Opponent	Score	RPI	S	Opponent	Score	RPI	S	Opponent	Score	RPI	S	Opponent	Score
1	A	Notre Dame	53 103	39	A	Ohio	49 86					138	H	Lehigh	55 65
15	A	Marquette	40 93									145	H	Stony Brook	56 65
												201	H	Cornell	72 61
												203	H	Rider	57 62
												227	A	Dartmouth	39 63
												243	A	Niagara	72 79
												275	H	Vermont	57 58
												283	A	Albany (NY)	56 61
												286	H	Army West Point	60 47
												308	A	New Hampshire	71 62
												314	H	UMBC	67 45
												332	A	Lafayette	50 59
												347	H	Fairleigh Dickinson	73 54
-----															
LAST 12 Division I GAMES:															
283	A	Albany (NY)	56 61	275	H	Vermont	57 58								
227	A	Dartmouth	39 63	314	H	UMBC	67 45								
15	A	Marquette	40 93	145	H	Stony Brook	56 65								
1	A	Notre Dame	53 103	308	A	New Hampshire	71 62								
203	H	Rider	57 62	347	H	Fairleigh Dickinson	73 54								
243	A	Niagara	72 79	286	H	Army West Point	60 47								

Non-Div I Games: Charleston (WV) 69 62 Caldwell 73 54

Binghamton

Average RPI Win:	176	WON-LOST	WINNING	LAST 10	STRENGTH OF	OPP. STRENGTH	TEAM	ADJ.	CONF.	ADJ CONF.
Average RPI Loss:	48	RECORD	PCT. RANK	GAMES	SCHEDULE	OF SCHEDULE	RPI	RPI	RPI	RPI
DIV. I ONLY	12- 2	18	9-1	248	31	62	62	13	13	
DIV. I NON-CONF.	7- 2	58	1- 0	226	7	70	70	11	11	
-----										
TOTALS	RPI 1-25	RPI 26-50	W-L RECORDS	RPI 51-100	RPI 101-150	RPI 150+				
12- 2	0- 1	0- 0	OVERALL	2- 1	3- 0	7- 0				
5- 1	0- 1	0- 0	HOME	1- 0	0- 0	4- 0				
4- 1	0- 0	0- 0	AWAY	0- 1	2- 0	2- 0				
3- 0	0- 0	0- 0	NEUTRAL	1- 0	1- 0	1- 0				
7- 2	0- 1	0- 0	NON-CONFERENCE	1- 1	2- 0	4- 0				
3- 1	0- 1	0- 0	HOME	0- 0	0- 0	3- 0				
1- 1	0- 0	0- 0	AWAY	0- 1	1- 0	0- 0				
3- 0	0- 0	0- 0	NEUTRAL	1- 0	1- 0	1- 0				
5- 0	0- 0	0- 0	CONFERENCE	1- 0	1- 0	3- 0				
2- 0	0- 0	0- 0	HOME	1- 0	0- 0	1- 0				
3- 0	0- 0	0- 0	AWAY	0- 0	1- 0	2- 0				
0- 0	0- 0	0- 0	NEUTRAL	0- 0	0- 0	0- 0				

RPI 1-25				RPI 26-50				RPI 51-100				RPI 101+			
RPI	S	Opponent	Score	RPI	S	Opponent	Score	RPI	S	Opponent	Score	RPI	S	Opponent	Score
5	H	Louisville	55 74					78	H	Wyoming	72 64	112	A	Washington	73 69
								79	N	UNI	61 60	130	N	Idaho	91 85
								91	A	Washington St.	71 95	131	A	Fresno St.	72 60
												155	H	CSUN	74 63
												176	H	Eastern Wash.	67 55
												206	A	San Diego St.	69 66
												210	H	Southern Utah	88 53
												253	N	Saint Francis (PA)	78 64
												262	A	Nevada	75 74
												320	H	San Jose St.	99 68
-----															
LAST 12 Division I GAMES:															
206	A	San Diego St.	69 66	112	A	Washington	73 69	131	A	Fresno St.	72 60	262	A	Nevada	75 74
78	H	Wyoming	72 64	79	N	UNI	61 60	320	H	San Jose St.	99 68	79	N	UNI	61 60
210	H	Southern Utah	88 53	91	A	Washington St.	71 95	130	N	Idaho	91 85				
253	N	Saint Francis (PA)	78 64												
176	H	Eastern Wash.	67 55												

Non-Div I Games: Southern Ore. 91 46 Northwest Chrst. 93 26

Boise St.

Average RPI Win:	207	WON-LOST	WINNING	LAST 10	STRENGTH OF	OPP. STRENGTH	TEAM	ADJ.	CONF.	ADJ CONF.
Average RPI Loss:	43	RECORD	PCT. RANK	GAMES	SCHEDULE	OF SCHEDULE	RPI	RPI	RPI	RPI
DIV. I ONLY	13- 6	79	5-5	62	114	77	77	1	1	
DIV. I NON-CONF.	11- 2	33	1- 0	194	286	92	92	1	1	
-----										
TOTALS	RPI 1-25	RPI 26-50	W-L RECORDS	RPI 51-100	RPI 101-150	RPI 150+				
13- 6	0- 3	0- 1	OVERALL	1- 1	2- 1	10- 0				
7- 5	0- 2	0- 1	HOME	0- 1	0- 1	7- 0				
4- 1	0- 1	0- 0	AWAY	1- 0	2- 0	1- 0				
2- 0	0- 0	0- 0	NEUTRAL	0- 0	0- 0	2- 0				
11- 2	0- 0	0- 0	NON-CONFERENCE	0- 1	1- 1	10- 0				
7- 2	0- 0	0- 0	HOME	0- 1	0- 1	7- 0				
2- 0	0- 0	0- 0	AWAY	0- 0	1- 0	1- 0				
2- 0	0- 0	0- 0	NEUTRAL	0- 0	0- 0	2- 0				
2- 4	0- 3	0- 1	CONFERENCE	1- 0	1- 0	0- 0				
0- 3	0- 2	0- 1	HOME	0- 0	0- 0	0- 0				
2- 1	0- 1	0- 0	AWAY	1- 0	1- 0	0- 0				
0- 0	0- 0	0- 0	NEUTRAL	0- 0	0- 0	0- 0				

RPI 1-25				RPI 26-50				RPI 51-100				RPI 101+			
RPI	S	Opponent	Score	RPI	S	Opponent	Score	RPI	S	Opponent	Score	RPI	S	Opponent	Score
1	A	Notre Dame	63 92	32	H	Georgi a Tech	76 81	86	H	Provi dence	57 61	107	H	Min nesota	69 77
7	H	NC State	69 85					90	A	Pi ttsburgh	59 55	115	A	Wake Forest	65 64
22	H	Florida St.	71 91									116	A	Houston	64 57
												163	H	Boston U.	78 51
												172	A	Rhode Isl and	88 64
												203	N	Ri der	112 61
												227	H	Dartmouth	99 68
												228	H	Hol y Cross	89 63
												235	H	Campbel l	76 56
												259	H	Col umbi a	74 60
												280	H	Bryant	83 46
												303	H	Saint Peter' s	89 57
												305	N	Loyol a Maryl and	73 47
-----															
LAST 12 Division I GAMES:															
115	A	Wake Forest	65 64	203	N	Ri der	112 61								
7	H	NC State	69 85	1	A	Notre Dame	63 92								
32	H	Georgi a Tech	76 81	22	H	Florida St.	71 91								
227	H	Dartmouth	99 68	90	A	Pi ttsburgh	59 55								
235	H	Campbel l	76 56	107	H	Min nesota	69 77								
163	H	Boston U.	78 51	280	H	Bryant	83 46								

Non-Div I Games:

Boston College

Average RPI Win:	221	WON-LOST	WINNING	LAST 10	STRENGTH OF	OPP. STRENGTH	TEAM	ADJ.	CONF.	ADJ CONF.
Average RPI Loss:	150	RECORD	PCT. RANK	GAMES	SCHEDULE	OF SCHEDULE	RPI	RPI	RPI	RPI
DIV. I ONLY	8- 8	165	4-6	152	234	163	163	19	19	
DIV. I NON-CONF.	4- 6	212	0- 0	156	195	205	205	24	24	
-----										
TOTALS	RPI 1-25	RPI 26-50	W-L RECORDS	RPI 51-100	RPI 101-150	RPI 150+				
8- 8	0- 0	0- 0	OVERALL	1- 3	1- 1	6- 4				
6- 1	0- 0	0- 0	HOME	0- 0	1- 0	5- 1				
2- 7	0- 0	0- 0	AWAY	1- 3	0- 1	1- 3				
0- 0	0- 0	0- 0	NEUTRAL	0- 0	0- 0	0- 0				
4- 6	0- 0	0- 0	NON-CONFERENCE	0- 3	0- 1	4- 2				
4- 0	0- 0	0- 0	HOME	0- 0	0- 0	4- 0				
0- 6	0- 0	0- 0	AWAY	0- 3	0- 1	0- 2				
0- 0	0- 0	0- 0	NEUTRAL	0- 0	0- 0	0- 0				
4- 2	0- 0	0- 0	CONFERENCE	1- 0	1- 0	2- 2				
2- 1	0- 0	0- 0	HOME	0- 0	1- 0	1- 1				
2- 1	0- 0	0- 0	AWAY	1- 0	0- 0	1- 1				
0- 0	0- 0	0- 0	NEUTRAL	0- 0	0- 0	0- 0				

RPI	S	Opponent	Score	RPI	S	Opponent	Score	RPI	S	Opponent	Score	RPI	S	Opponent	Score	Team's RPI: 163
52	A	Bucknell	70 62	52	A	Bucknell	70 62	134	A	Marist	57 68					
54	A	Northeastern	51 81	54	A	Northeastern	51 81	138	H	Lehigh	58 45					
66	A	Harvard	47 67	66	A	Harvard	47 67	181	A	Massachusetts	55 66					
77	A	Boston College	51 78	77	A	Boston College	51 78	191	H	Delaware	72 61					
								204	H	Brown	72 51					
								227	A	Dartmouth	44 64					
								228	A	Holy Cross	69 75					
								234	H	Colgate	72 81					
								280	H	Bryant	67 65					
								286	H	Army West Point	63 51					
								305	A	Loyola Maryland	64 62					
								308	H	New Hampshire	60 39					
LAST 12 Division I GAMES:																
52	A	Bucknell	70 62	228	A	Holy Cross	69 75									
286	H	Army West Point	63 51	234	H	Colgate	72 81									
66	A	Harvard	47 67	138	H	Lehigh	58 45									
77	A	Boston College	51 78	305	A	Loyola Maryland	64 62									
181	A	Massachusetts	55 66	191	H	Delaware	72 61									
227	A	Dartmouth	44 64	308	H	New Hampshire	60 39									

Non-Div I Games:

Boston U.

Average RPI Win:	272	WON-LOST	WINNING	LAST 10	STRENGTH OF	OPP. STRENGTH	TEAM	ADJ.	CONF.	ADJ CONF.
Average RPI Loss:	159	RECORD	PCT. RANK	GAMES	SCHEDULE	OF SCHEDULE	RPI	RPI	RPI	RPI
DIV. I ONLY	6- 9	228	4-6	191	310	230	230	8	8	
DIV. I NON-CONF.	6- 4	125	0- 0	225	334	159	159	8	8	
-----										
TOTALS	RPI 1-25	RPI 26-50	W-L RECORDS	RPI 51-100	RPI 101-150	RPI 150+				
6- 9	0- 0	0- 1	OVERALL	0- 2	0- 0	6- 6				
4- 3	0- 0	0- 0	HOME	0- 2	0- 0	4- 1				
2- 5	0- 0	0- 1	AWAY	0- 0	0- 0	2- 4				
0- 1	0- 0	0- 0	NEUTRAL	0- 0	0- 0	0- 1				
6- 4	0- 0	0- 1	NON-CONFERENCE	0- 0	0- 0	6- 3				
4- 0	0- 0	0- 0	HOME	0- 0	0- 0	4- 0				
2- 3	0- 0	0- 1	AWAY	0- 0	0- 0	2- 2				
0- 1	0- 0	0- 0	NEUTRAL	0- 0	0- 0	0- 1				
0- 5	0- 0	0- 0	CONFERENCE	0- 2	0- 0	0- 3				
0- 3	0- 0	0- 0	HOME	0- 2	0- 0	0- 1				
0- 2	0- 0	0- 0	AWAY	0- 0	0- 0	0- 2				
0- 0	0- 0	0- 0	NEUTRAL	0- 0	0- 0	0- 0				

RPI 1-25				RPI 26-50				RPI 51-100				RPI 101+ Team's RPI: 230			
RPI	S	Opponent	Score	RPI	S	Opponent	Score	RPI	S	Opponent	Score	RPI	S	Opponent	Score
				28	A	Michigan St.	69 99					175	A	Xavier	49 65
								92	H	Toledo	65 79	179	N	Mercer	63 76
								93	H	Northern Ill.	52 66	180	A	Akron	71 74
												187	A	Ball St.	70 77
												207	A	Coastal Caro.	80 81
												221	H	Loyol a Chi cago	88 74
												237	H	Robert Morris	61 60
												241	H	Marshall	99 76
												292	H	Western Mi ch.	82 84
												293	A	Canisius	74 53
												309	A	Valparaiso	79 72
												330	H	Detroit Mercy	79 73
LAST 12 Division I GAMES:															
				292	H	Western Mi ch.	82 84					92	H	Toledo	65 79
				309	A	Valparaiso	79 72					93	H	Northern Ill.	52 66
				330	H	Detroit Mercy	79 73					180	A	Akron	71 74
				293	A	Canisius	74 53					187	A	Ball St.	70 77
				175	A	Xavier	49 65					207	A	Coastal Caro.	80 81
				179	N	Mercer	63 76					221	H	Loyol a Chi cago	88 74

Non-Div I Games: Davis &amp; Elkins 63 28

Bowling Green

Average RPI	Win:	255	WON-LOST	WINNING	LAST 10	STRENGTH OF	OPP. STRENGTH	TEAM	ADJ.	CONF.	ADJ CONF.
Average RPI	Loss:	55	RECORD	PCT. RANK	GAMES	SCHEDULE	OF SCHEDULE	RPI	RPI	RPI	RPI
DIV. I ONLY		12- 4	46	6-4	324	105	173	173	12	12	
DIV. I NON-CONF.		9- 1	31	1- 0	345	145	146	146	14	14	
-----											
TOTALS	RPI 1-25		RPI 26-50		W-L RECORDS	RPI 51-100		RPI 101-150		RPI 150+	
12- 4	0- 1		0- 1		OVERALL	0- 2		0- 0		12- 0	
6- 3	0- 1		0- 0		HOME	0- 2		0- 0		6- 0	
5- 1	0- 0		0- 1		AWAY	0- 0		0- 0		5- 0	
1- 0	0- 0		0- 0		NEUTRAL	0- 0		0- 0		1- 0	
9- 1	0- 0		0- 1		NON-CONFERENCE	0- 0		0- 0		9- 0	
5- 0	0- 0		0- 0		HOME	0- 0		0- 0		5- 0	
3- 1	0- 0		0- 1		AWAY	0- 0		0- 0		3- 0	
1- 0	0- 0		0- 0		NEUTRAL	0- 0		0- 0		1- 0	
3- 3	0- 1		0- 0		CONFERENCE	0- 2		0- 0		3- 0	
1- 3	0- 1		0- 0		HOME	0- 2		0- 0		1- 0	
2- 0	0- 0		0- 0		AWAY	0- 0		0- 0		2- 0	
0- 0	0- 0		0- 0		NEUTRAL	0- 0		0- 0		0- 0	

RPI 1-25				RPI 26-50				RPI 51-100				RPI 101+				Team's RPI: 173	
RPI	S	Opponent	Score	RPI	S	Opponent	Score	RPI	S	Opponent	Score	RPI	S	Opponent	Score		
11	H	Drake	63 92	33	A	Purdue	61 74	79	H	UNI	78 81	158	A	Indiana St.	61 45		
								96	H	Missouri St.	56 68	168	H	Southern Ill.	58 53		
												191	N	Delaware	59 47		
												220	H	Southeast Mo. St.	85 79		
												239	H	Western Ill.	82 68		
												250	H	Eastern Ill.	67 64		
												266	A	Cleveland St.	67 65		
												289	A	Fla. Atlantic	80 59		
												295	H	Oakland	73 64		
												300	A	Omaha	80 60		
												343	H	Chicago St.	89 59		
												344	A	Evansville	75 68		
LAST 12 Division I GAMES:																	
344	A	Evansville	75 68	289	A	Fla. Atlantic	80 59	168	H	Southern Ill.	58 53	96	H	Missouri St.	56 68		
79	H	UNI	78 81	158	A	Indiana St.	61 45	300	A	Omaha	80 60	239	H	Western Ill.	82 68		
11	H	Drake	63 92	343	H	Chicago St.	89 59	266	A	Cleveland St.	67 65						
33	A	Purdue	61 74														
266	A	Cleveland St.	67 65														

Non-Div I Games: Rockhurst 83 40

Bradley

Loss, 
Non-Conf, S Site, 
H Home
A Away 
N Neutral

Average RPI Win:	268	WON-LOST	WINNING	LAST 10	STRENGTH OF	OPP. STRENGTH	TEAM	ADJ.	CONF.	ADJ CONF.
Average RPI Loss:	128	RECORD	PCT. RANK	GAMES	SCHEDULE	OF SCHEDULE	RPI	RPI	RPI	RPI
DIV. I ONLY	7- 8	196	5-5	251	197	204	204	11	11	
DIV. I NON-CONF.	6- 8	199	0- 1	274	213	235	235	10	10	
-----										
TOTALS	RPI 1-25	RPI 26-50	W-L RECORDS	RPI 51-100	RPI 101-150	RPI 150+				
7- 8	0- 1	0- 0	OVERALL	0- 3	1- 0	6- 4				
4- 2	0- 0	0- 0	HOME	0- 1	1- 0	3- 1				
2- 6	0- 1	0- 0	AWAY	0- 2	0- 0	2- 3				
1- 0	0- 0	0- 0	NEUTRAL	0- 0	0- 0	1- 0				
6- 8	0- 1	0- 0	NON-CONFERENCE	0- 3	0- 0	6- 4				
3- 2	0- 0	0- 0	HOME	0- 1	0- 0	3- 1				
2- 6	0- 1	0- 0	AWAY	0- 2	0- 0	2- 3				
1- 0	0- 0	0- 0	NEUTRAL	0- 0	0- 0	1- 0				
1- 0	0- 0	0- 0	CONFERENCE	0- 0	1- 0	0- 0				
1- 0	0- 0	0- 0	HOME	0- 0	1- 0	0- 0				
0- 0	0- 0	0- 0	AWAY	0- 0	0- 0	0- 0				
0- 0	0- 0	0- 0	NEUTRAL	0- 0	0- 0	0- 0				

RPI	S	Opponent	Score	RPI	S	Opponent	Score	RPI	S	Opponent	Score	RPI	S	Opponent	Score	Team's RPI: 204
16	A	Rutgers	52 73					52	H	Bucknell	78 91	113	H	Yale	86 71	
								68	A	Maine	96 102	163	A	Boston U.	51 72	
								93	A	Northern Ill.	102 109	172	A	Rhode Island	67 72	
												181	H	Massachusetts	61 90	
												228	A	Holy Cross	89 85	
												280	A	Bryant	57 75	
												280	N	Bryant	84 68	
												294	H	Central Conn. St.	68 63	
												308	H	New Hampshire	76 70	
												312	H	Fairfield	68 49	
												343	A	Chicago St.	90 65	
LAST 12 Division I GAMES:																
343	A	Chicago St.	90 65	172	A	Rhode Island	67 72									
68	A	Maine	96 102	113	H	Yale	86 71									
280	N	Bryant	84 68	16	A	Rutgers	52 73									
52	H	Bucknell	78 91	93	A	Northern Ill.	102 109									
181	H	Massachusetts	61 90	228	A	Holy Cross	89 85									
312	H	Fairfield	68 49	308	H	New Hampshire	76 70									

Non-Div I Games: Johnson &amp; Wales (RI) 78 46 Adelphi 75 62

Brown

Average RPI Win: **266**  
 Average RPI Loss: **171**

WON-LOST  
RECORD

WINNING  
PCT. RANK

LAST 10  
GAMES

STRENGTH OF  
SCHEDULE

OPP. STRENGTH  
OF SCHEDULE

TEAM  
RPI

ADJ.  
RPI

CONF.  
RPI

ADJ CONF.  
RPI

DIV. I ONLY	5- 12	270	3-7	232	293	280	280	31	31
DIV. I NON-CONF.	2- 9	297	0- 1	161	208	277	277	31	31
-----									
TOTALS	RPI 1-25	RPI 26-50	W-L RECORDS	RPI 51-100	RPI 101-150	RPI 150+			
5- 12	0- 0	0- 0	OVERALL	0- 4	0- 1	5- 7			
3- 4	0- 0	0- 0	HOME	0- 1	0- 0	3- 3			
2- 6	0- 0	0- 0	AWAY	0- 2	0- 1	2- 3			
0- 2	0- 0	0- 0	NEUTRAL	0- 1	0- 0	0- 1			
2- 9	0- 0	0- 0	NON-CONFERENCE	0- 4	0- 1	2- 4			
1- 2	0- 0	0- 0	HOME	0- 1	0- 0	1- 1			
1- 5	0- 0	0- 0	AWAY	0- 2	0- 1	1- 2			
0- 2	0- 0	0- 0	NEUTRAL	0- 1	0- 0	0- 1			
3- 3	0- 0	0- 0	CONFERENCE	0- 0	0- 0	3- 3			
2- 2	0- 0	0- 0	HOME	0- 0	0- 0	2- 2			
1- 1	0- 0	0- 0	AWAY	0- 0	0- 0	1- 1			
0- 0	0- 0	0- 0	NEUTRAL	0- 0	0- 0	0- 0			

RPI 1-25				RPI 26-50				RPI 51-100				RPI 101+ Team's RPI: 280			
RPI	S	Opponent	Score	RPI	S	Opponent	Score	RPI	S	Opponent	Score	RPI	S	Opponent	Score
								68	H	Maine	57 74	103	A	West Virginia	48 94
								77	A	Boston College	46 83	163	A	Boston U.	65 67
								86	N	Providence	64 72	204	H	Brown	75 57
								94	A	Hartford	57 67	204	N	Brown	68 84
												209	A	Sacred Heart	48 49
												228	H	Holy Cross	62 81
												233	A	Mt. St. Mary's	73 68
												237	H	Robert Morris	57 60
												253	H	Saint Francis (PA)	66 63
												274	H	St. Francis Brooklyn	55 60
												290	A	UMass Lowell	58 57
												308	A	New Hampshire	74 79
												351	H	LIU Brooklyn	69 62
LAST 12 Division I GAMES:															
233	A	Mt. St. Mary's	73 68	86	N	Providence	64 72								
274	H	St. Francis Brooklyn	55 60	253	H	Saint Francis (PA)	66 63								
351	H	LIU Brooklyn	69 62	237	H	Robert Morris	57 60								
228	H	Holy Cross	62 81	209	A	Sacred Heart	48 49								
94	A	Hartford	57 67	204	N	Brown	68 84								
77	A	Boston College	46 83	308	A	New Hampshire	74 79								

Non-Div I Games:

Bryant

Loss, Non-Conf, S Site, H Home A Away N Neutral



Average RPI Win:	216	WON-LOST	WINNING	LAST 10	STRENGTH OF	OPP. STRENGTH	TEAM	ADJ.	CONF.	ADJ CONF.
Average RPI Loss:	76	RECORD	PCT. RANK	GAMES	SCHEDULE	OF SCHEDULE	RPI	RPI	RPI	RPI
DIV. I ONLY	14- 4	38	8-2	143	180	52	52	19	19	
DIV. I NON-CONF.	9- 3	61	0- 0	137	117	43	43	24	24	
-----										
TOTALS	RPI 1-25	RPI 26-50	W-L RECORDS	RPI 51-100	RPI 101-150	RPI 150+				
14- 4	0- 2	0- 0	OVERALL	1- 0	3- 1	10- 1				
6- 1	0- 0	0- 0	HOME	1- 0	3- 0	2- 1				
6- 3	0- 2	0- 0	AWAY	0- 0	0- 1	6- 0				
2- 0	0- 0	0- 0	NEUTRAL	0- 0	0- 0	2- 0				
9- 3	0- 2	0- 0	NON-CONFERENCE	1- 0	1- 1	7- 0				
4- 0	0- 0	0- 0	HOME	1- 0	1- 0	2- 0				
3- 3	0- 2	0- 0	AWAY	0- 0	0- 1	3- 0				
2- 0	0- 0	0- 0	NEUTRAL	0- 0	0- 0	2- 0				
5- 1	0- 0	0- 0	CONFERENCE	0- 0	2- 0	3- 1				
2- 1	0- 0	0- 0	HOME	0- 0	2- 0	0- 1				
3- 0	0- 0	0- 0	AWAY	0- 0	0- 0	3- 0				
0- 0	0- 0	0- 0	NEUTRAL	0- 0	0- 0	0- 0				

RPI	S	Opponent	Score	RPI	S	Opponent	Score	RPI	S	Opponent	Score	RPI	S	Opponent	Score
6	A	Syracuse	56 70					69	H	Quinnipiac	75 58	120	H	Youngstown St.	73 68
14	A	Iowa St.	61 86									122	A	Drexel	42 64
												125	H	American	71 56
												138	H	Lehigh	71 53
												163	H	Boston U.	62 70
												181	N	Massachusetts	77 58
												203	H	Rider	80 59
												204	A	Brown	91 78
												234	A	Colgate	90 62
												239	A	St. Bonaventure	77 46
												249	A	Monmouth	70 32
												286	A	Army West Point	66 52
												312	N	Fairfield	77 54
												329	H	Lona	81 43
												332	A	Lafayette	56 47
-----															
LAST 12 Division I GAMES:															
163	H	Boston U.	62 70	234	A	Colgate	90 62								
125	H	American	71 56	138	H	Lehigh	71 53								
14	A	Iowa St.	61 86	332	A	Lafayette	56 47								
120	H	Youngstown St.	73 68	286	A	Army West Point	66 52								
203	H	Rider	80 59	239	A	St. Bonaventure	77 46								
329	H	Lona	81 43	204	A	Brown	91 78								

Non-Div I Games:

Bucknell

Average RPI Win: 198

Average RPI Loss: 33

WON-LOST  
RECORDWINNING  
PCT. RANKLAST 10  
GAMESSTRENGTH OF  
SCHEDULEOPP. STRENGTH  
OF SCHEDULETEAM  
RPIADJ.  
RPICONF.  
RPIADJ CONF.  
RPIDIV. I ONLY  
DIV. I NON-CONF.12- 4  
8- 346  
717-3  
0- 068  
104132  
7736  
4236  
428  
88  
8

TOTALS

RPI 1-25

RPI 26-50

W-L RECORDS

RPI 51-100

RPI 101-150

RPI 150+

12- 4

0- 2

1- 1

OVERALL

2- 1

0- 0

9- 0

3- 2

0- 1

0- 1

HOME

0- 0

0- 0

3- 0

7- 2

0- 1

0- 0

AWAY

1- 1

0- 0

6- 0

2- 0

0- 0

1- 0

NEUTRAL

1- 0

0- 0

0- 0

8- 3

0- 2

1- 0

NON-CONFERENCE

1- 1

0- 0

6- 0

2- 1

0- 1

0- 0

HOME

0- 0

0- 0

2- 0

4- 2

0- 1

0- 0

AWAY

0- 1

0- 0

4- 0

2- 0

0- 0

1- 0

NEUTRAL

1- 0

0- 0

0- 0

4- 1

0- 0

0- 1

CONFERENCE

1- 0

0- 0

3- 0

1- 1

0- 0

0- 1

HOME

0- 0

0- 0

1- 0

3- 0

0- 0

0- 0

AWAY

1- 0

0- 0

2- 0

0- 0

0- 0

0- 0

NEUTRAL

0- 0

0- 0

0- 0

RPI 1-25

RPI 26-50

Team's RPI: 36

RPI 51-100

RPI 101+

RPI	S	Opponent	Score
3	A	Oregon	82 102
4	H	Stanford	55 62

RPI	S	Opponent	Score
26	N	South Dakota St.	61 55
39	H	Ohio	71 74

RPI	S	Opponent	Score
83	N	Georgetown	73 64
87	A	Dayton	59 72
95	A	Miami (OH)	66 59

RPI	S	Opponent	Score
184	A	Eastern Mich.	91 84
187	H	Ball St.	77 65
216	A	UMES	69 63
227	A	Dartmouth	75 69
239	H	St. Bonaventure	90 43
243	H	Niagara	88 61
292	A	Western Mich.	61 59
293	A	Canisius	84 66
294	A	Central Conn. St.	82 69

LAST 12 Division I GAMES:

39	H	Ohio	71 74	292	A	Western Mich.	61 59
239	H	St. Bonaventure	90 43	187	H	Ball St.	77 65
4	H	Stanford	55 62	95	A	Miami (OH)	66 59
227	A	Dartmouth	75 69	184	A	Eastern Mich.	91 84
87	A	Dayton	59 72	294	A	Central Conn. St.	82 69
293	A	Canisius	84 66	26	N	South Dakota St.	61 55

Buffalo

Buffalo

Non-Div I Games:

Buffalo

Loss, Non-Conf, S Site, H Home A Away N Neutral

Average RPI Win: **164**  
 Average RPI Loss: **58**

WON-LOST  
RECORD

WINNING  
PCT. RANK

LAST 10  
GAMES

STRENGTH OF  
SCHEDULE

OPP. STRENGTH  
OF SCHEDULE

TEAM  
RPI

ADJ.  
RPI

CONF.  
RPI

ADJ CONF.  
RPI

DIV. I ONLY	16- 2	12	9-1	129	90	21	21	5	5
DIV. I NON-CONF.	10- 1	19	0- 0	203	190	40	40	4	4
<hr/>									
TOTALS	RPI 1-25	RPI 26-50	W-L RECORDS	RPI 51-100	RPI 101-150	RPI 150+			
16- 2	0- 0	0- 1	OVERALL	5- 1	1- 0	10- 0			
9- 0	0- 0	0- 0	HOME	1- 0	1- 0	7- 0			
5- 2	0- 0	0- 1	AWAY	3- 1	0- 0	2- 0			
2- 0	0- 0	0- 0	NEUTRAL	1- 0	0- 0	1- 0			
10- 1	0- 0	0- 1	NON-CONFERENCE	1- 0	0- 0	9- 0			
7- 0	0- 0	0- 0	HOME	0- 0	0- 0	7- 0			
1- 1	0- 0	0- 1	AWAY	0- 0	0- 0	1- 0			
2- 0	0- 0	0- 0	NEUTRAL	1- 0	0- 0	1- 0			
6- 1	0- 0	0- 0	CONFERENCE	4- 1	1- 0	1- 0			
2- 0	0- 0	0- 0	HOME	1- 0	1- 0	0- 0			
4- 1	0- 0	0- 0	AWAY	3- 1	0- 0	1- 0			
0- 0	0- 0	0- 0	NEUTRAL	0- 0	0- 0	0- 0			

RPI 1-25				Team's RPI: 21			
RPI	S	Opponent	Score				
29	A	Indiana	46 66				

RPI 26-50			
RPI	S	Opponent	Score
29	A	Indiana	46 66

RPI 51-100			
RPI	S	Opponent	Score
59	A	Villanova	63 55
67	A	Creighton	75 43
74	H	Seton Hall	62 59
83	A	Georgetown	59 50
86	A	Providence	68 74
99	N	Ohio St.	66 53

RPI 101+			
RPI	S	Opponent	Score
106	H	St. John's (NY)	66 45
158	H	Indiana St.	72 49
175	A	Xavier	63 41
180	A	Akron	63 47
183	H	Illinois St.	58 56
184	N	Eastern Mich.	73 63
187	H	Ball St.	64 47
239	H	Western Ill.	92 51
250	H	Eastern Ill.	72 37
285	H	Murray St.	86 65
290	H	UMass Lowell	89 36

LAST 12 Division I GAMES:

74	H	Seton Hall	62 59	67	A	Creighton	75 43
83	A	Georgetown	59 50	86	A	Providence	68 74
59	A	Villanova	63 55	175	A	Xavier	63 41
184	N	Eastern Mich.	73 63	106	H	St. John's (NY)	66 45
99	N	Ohio St.	66 53	180	A	Akron	63 47
158	H	Indiana St.	72 49	29	A	Indiana	46 66

Non-Div I Games:

Butler

Average RPI Win: 250	WON-LOST RECORD	WINNING PCT. RANK	LAST 10 GAMES	STRENGTH OF SCHEDULE	OPP. STRENGTH OF SCHEDULE	TEAM RPI	ADJ. RPI	CONF. RPI	ADJ CONF. RPI
Average RPI Loss: 207									
DIV. I ONLY	6- 11	247	4-6	314	259	270	270	29	29
DIV. I NON-CONF.	2- 9	297	0- 0	282	254	312	312	30	30
-----									
TOTALS	RPI 1-25	RPI 26-50	W-L RECORDS	RPI 51-100	RPI 101-150	RPI 150+			
6- 11	0- 0	0- 1	OVERALL	1- 0	0- 1	5- 9			
2- 2	0- 0	0- 0	HOME	1- 0	0- 0	1- 2			
4- 9	0- 0	0- 1	AWAY	0- 0	0- 1	4- 7			
0- 0	0- 0	0- 0	NEUTRAL	0- 0	0- 0	0- 0			
2- 9	0- 0	0- 1	NON-CONFERENCE	1- 0	0- 1	1- 7			
1- 1	0- 0	0- 0	HOME	1- 0	0- 0	0- 1			
1- 8	0- 0	0- 1	AWAY	0- 0	0- 1	1- 6			
0- 0	0- 0	0- 0	NEUTRAL	0- 0	0- 0	0- 0			
4- 2	0- 0	0- 0	CONFERENCE	0- 0	0- 0	4- 2			
1- 1	0- 0	0- 0	HOME	0- 0	0- 0	1- 1			
3- 1	0- 0	0- 0	AWAY	0- 0	0- 0	3- 1			
0- 0	0- 0	0- 0	NEUTRAL	0- 0	0- 0	0- 0			

RPI S Opponent	Score	RPI S Opponent	Score	RPI S Opponent	Score	RPI S Opponent	Score
		38 A Oregon St.	52 92	81 H Wright St.	76 74	148 A UC Irvine	78 85
						178 H New Mexico St.	59 61
						186 H UC Riverside	67 79
						190 A North Texas	59 71
						193 A UMKC	67 57
						214 A Cal St. Fullerton	56 64
						218 A Utah Valley	70 78
						223 A SMU	43 49
						248 H UTRGV	68 63
						265 A UTEP	47 53
						297 A UC Santa Barbara	56 48
						300 A Omaha	46 53
						320 A San Jose St.	72 82
						336 A Seattle U	70 60
						343 A Chicago St.	67 56
LAST 12 Division I GAMES:							
218 A Utah Valley	70 78	343 A Chicago St.	67 56				
336 A Seattle U	70 60	193 A UMKC	67 57				
186 H UC Riverside	67 79	178 H New Mexico St.	59 61				
38 A Oregon St.	52 92	248 H UTRGV	68 63				
190 A North Texas	59 71	300 A Omaha	46 53				
223 A SMU	43 49	214 A Cal St. Fullerton	56 64				

Non-Div I Games: Whittier 74 46 Westcliff 91 37

Average RPI	Win: 237	WON-LOST RECORD	WINNING PCT. RANK	LAST 10 GAMES	STRENGTH OF SCHEDULE	OPP. STRENGTH OF SCHEDULE	TEAM RPI	ADJ. RPI	CONF. RPI	ADJ CONF. RPI
Average RPI	Loss: 70									
DIV. I ONLY	9- 9	165	5-5	161	81	155	155	21	21	
DIV. I NON-CONF.	6- 8	199	0- 1	128	36	158	158	21	21	
-----										
TOTALS	RPI 1-25	RPI 26-50	W-L RECORDS	RPI 51-100	RPI 101-150	RPI 150+				
9- 9	0- 2	0- 2	OVERALL	1- 2	0- 3	8- 0				
6- 2	0- 0	0- 0	HOME	1- 1	0- 1	5- 0				
3- 7	0- 2	0- 2	AWAY	0- 1	0- 2	3- 0				
0- 0	0- 0	0- 0	NEUTRAL	0- 0	0- 0	0- 0				
6- 8	0- 2	0- 2	NON-CONFERENCE	1- 2	0- 2	5- 0				
4- 2	0- 0	0- 0	HOME	1- 1	0- 1	3- 0				
2- 6	0- 2	0- 2	AWAY	0- 1	0- 1	2- 0				
0- 0	0- 0	0- 0	NEUTRAL	0- 0	0- 0	0- 0				
3- 1	0- 0	0- 0	CONFERENCE	0- 0	0- 1	3- 0				
2- 0	0- 0	0- 0	HOME	0- 0	0- 0	2- 0				
1- 1	0- 0	0- 0	AWAY	0- 0	0- 1	1- 0				
0- 0	0- 0	0- 0	NEUTRAL	0- 0	0- 0	0- 0				

CSUN

CSUN

RPI 1-25				RPI 26-50				RPI 51-100				RPI 101+ Team's RPI: 155							
RPI	S	Opponent	Score	RPI	S	Opponent	Score	RPI	S	Opponent	Score	RPI	S	Opponent	Score				
4	A	Stanford	43 69	30	A	Cal i forn i a	42 67	62	A	Boi se St.	63 74	130	A	Idaho	73 88				
11	A	Drake	63 73	49	A	Southern Cal i forn i a	42 58	66	H	Harvard	55 75	132	H	Loyol a Marymount	53 72				
								91	H	Washi ngton St.	65 52	148	A	UC I rvi ne	61 65				
												174	A	Santa Clara	53 38				
												186	H	UC Ri versi de	69 56				
												206	H	San Diego St.	77 74				
												268	A	Hawai i	49 29				
												287	H	Cal i forn i a Bapti st	73 67				
												297	H	UC Santa Barbara	73 65				
												300	A	Omaha	64 52				
												320	H	San Jose St.	76 40				
-----																			
LAST 12 Di vi si on I GAMES:																			
297	H	UC Santa Barbara	73 65	66	H	Harvard	55 75	186	H	UC Ri versi de	69 56								
4	A	Stanford	43 69	268	A	Hawai i	49 29	148	A	UC I rvi ne	61 65								
320	H	San Jose St.	76 40	30	A	Cal i forn i a	42 67	174	A	Santa Clara	53 38								
49	A	Southern Cal i forn i a	42 58																
206	H	San Diego St.	77 74																
132	H	Loyol a Marymount	53 72																

Non-Di v I Games:

CSUN

■ Loss, 
 ■ Non-Conf, 
 ■ S Site, 
 ■ Home 
 ■ Away 
 N Neutral

Average RPI Win: 270  
Average RPI Loss: 156

WON-LOST  
RECORD

WINNING  
PCT. RANK

LAST 10  
GAMES

STRENGTH OF  
SCHEDULE

OPP. STRENGTH  
OF SCHEDULE

TEAM  
RPI

ADJ.  
RPI

CONF.  
RPI

ADJ CONF.  
RPI

DIV. I ONLY	3- 11	304	3-7	262	166	307	307	21	21
DIV. I NON-CONF.	2- 8	293	0- 0	269	64	307	307	21	21
<hr/>									
TOTALS	RPI 1-25	RPI 26-50	W-L RECORDS	RPI 51-100	RPI 101-150	RPI 150+			
3- 11	0- 0	0- 2	OVERALL	0- 1	0- 2	3- 6			
2- 4	0- 0	0- 1	HOME	0- 0	0- 1	2- 2			
1- 6	0- 0	0- 1	AWAY	0- 1	0- 1	1- 3			
0- 1	0- 0	0- 0	NEUTRAL	0- 0	0- 0	0- 1			
2- 8	0- 0	0- 2	NON-CONFERENCE	0- 1	0- 1	2- 4			
1- 3	0- 0	0- 1	HOME	0- 0	0- 0	1- 2			
1- 4	0- 0	0- 1	AWAY	0- 1	0- 1	1- 1			
0- 1	0- 0	0- 0	NEUTRAL	0- 0	0- 0	0- 1			
1- 3	0- 0	0- 0	CONFERENCE	0- 0	0- 1	1- 2			
1- 1	0- 0	0- 0	HOME	0- 0	0- 1	1- 0			
0- 2	0- 0	0- 0	AWAY	0- 0	0- 0	0- 2			
0- 0	0- 0	0- 0	NEUTRAL	0- 0	0- 0	0- 0			

RPI 1-25				RPI 26-50				RPI 51-100				RPI 101+ Team's RPI: 307			
RPI	S	Opponent	Score	RPI	S	Opponent	Score	RPI	S	Opponent	Score	RPI	S	Opponent	Score
				38	A	Oregon St.	54 79	57	A	UCLA	35 81	131	A	Fresno St.	58 76
				46	H	Saint Mary's (CA)	51 69					148	H	UC Irvine	59 75
												161	H	Pepperdine	63 70
												167	H	Illinois	51 74
												176	H	Eastern Wash.	59 55
												214	A	Cal St. Fullerton	64 78
												238	A	Sacramento St.	85 88
												251	N	San Francisco	62 65
												260	A	Long Beach St.	58 61
												297	H	UC Santa Barbara	75 67
												336	A	Seattle U	60 50
LAST 12 Division I GAMES:															
				57	A	UCLA	35 81	214	A	Cal St. Fullerton	64 78				
				336	A	Seattle U	60 50	260	A	Long Beach St.	58 61				
				46	H	Saint Mary's (CA)	51 69	297	H	UC Santa Barbara	75 67				
				176	H	Eastern Wash.	59 55	148	H	UC Irvine	59 75				
				161	H	Pepperdine	63 70	251	N	San Francisco	62 65				
				167	H	Illinois	51 74	131	A	Fresno St.	58 76				

Non-Div I Games: Academy of Art 87 65

Cal Poly

Loss, Non-Conf, S Site, H Home A Away N Neutral

Average RPI Win: 275		WON-LOST RECORD	WINNING PCT. RANK	LAST 10 GAMES	STRENGTH OF SCHEDULE	OPP. STRENGTH OF SCHEDULE	TEAM RPI	ADJ. RPI	CONF. RPI	ADJ CONF. RPI
Average RPI Loss: 132										
DIV. I ONLY		9- 6	118	8-2	323	213	214	214	21	21
DIV. I NON-CONF.		7- 5	132	0- 0	317	224	226	226	21	21
TOTALS		RPI 1-25	RPI 26-50	W-L RECORDS		RPI 51-100	RPI 101-150	RPI 150+		
9- 6	0- 0		0- 0	OVERALL		0- 1	0- 3	9- 2		
5- 3	0- 0		0- 0	HOME		0- 1	0- 0	5- 2		
4- 3	0- 0		0- 0	AWAY		0- 0	0- 3	4- 0		
0- 0	0- 0		0- 0	NEUTRAL		0- 0	0- 0	0- 0		
7- 5	0- 0		0- 0	NON-CONFERENCE		0- 1	0- 2	7- 2		
3- 3	0- 0		0- 0	HOME		0- 1	0- 0	3- 2		
4- 2	0- 0		0- 0	AWAY		0- 0	0- 2	4- 0		
0- 0	0- 0		0- 0	NEUTRAL		0- 0	0- 0	0- 0		
2- 1	0- 0		0- 0	CONFERENCE		0- 0	0- 1	2- 0		
2- 0	0- 0		0- 0	HOME		0- 0	0- 0	2- 0		
0- 1	0- 0		0- 0	AWAY		0- 0	0- 1	0- 0		
0- 0	0- 0		0- 0	NEUTRAL		0- 0	0- 0	0- 0		

RPI 1-25				RPI 26-50				RPI 51-100				RPI 101+				Team's RPI: 214	
RPI	S	Opponent	Score	RPI	S	Opponent	Score	RPI	S	Opponent	Score	RPI	S	Opponent	Score		
								65	H	Paci fi c	64	72	104	A	UC Davi s	51	75
													112	A	Washing ton	74	83
													129	A	Port land	74	83
													174	H	Santa Clara	60	64
													206	H	San Diego St.	72	83
													218	H	Utah Valley	56	55
													227	H	Dartmouth	67	62
													259	A	Columbi a	61	58
													268	H	Hawai i	72	68
													270	H	CSU Bakersfi el d	64	56
													287	A	Cal i forni a Bapti st	79	65
													303	A	Saint Peter' s	69	45
													307	H	Cal Poly	78	64
													336	A	Seattle U	57	54
LAST 12 Division I GAMES:																	
								65	H	Paci fi c	64	72	307	H	Cal Poly	78	64
								303	A	Saint Peter' s	69	45	104	A	UC Davi s	51	75
								259	A	Columbi a	61	58	268	H	Hawai i	72	68
								270	H	CSU Bakersfi el d	64	56	218	H	Utah Valley	56	55
								227	H	Dartmouth	67	62	174	H	Santa Clara	60	64
								129	A	Port land	74	83	206	H	San Diego St.	72	83

Cal St. Fullerton

C  
a  
l  
i  
f  
o  
r  
n  
i  
a

Cal i forni a					Through Games Of Jan. 22, 2019						
Average RPI	Win:	116	WON-LOST	WINNING	LAST 10	STRENGTH OF	OPP. STRENGTH	TEAM	ADJ.	CONF.	ADJ CONF.
Average RPI	Loss:	40	RECORD	PCT. RANK	GAMES	SCHEDULE	OF SCHEDULE	RPI	RPI	RPI	RPI
DIV. I ONLY		12- 5	69	5-5		34	9	30	30	2	2
DIV. I NON-CONF.		9- 2	43	0- 0		25	48	15	15	2	2
-----											
TOTALS	RPI 1-25		RPI 26-50		W-L RECORDS	RPI 51-100		RPI 101-150		RPI 150+	
12- 5	1- 2		2- 0		OVERALL	3- 3		3- 0		3- 0	
6- 3	0- 1		1- 0		HOME	1- 2		2- 0		2- 0	
4- 2	1- 1		1- 0		AWAY	0- 1		1- 0		1- 0	
2- 0	0- 0		0- 0		NEUTRAL	2- 0		0- 0		0- 0	
9- 2	1- 1		1- 0		NON-CONFERENCE	2- 1		2- 0		3- 0	
3- 2	0- 1		0- 0		HOME	0- 1		1- 0		2- 0	
4- 0	1- 0		1- 0		AWAY	0- 0		1- 0		1- 0	
2- 0	0- 0		0- 0		NEUTRAL	2- 0		0- 0		0- 0	
3- 3	0- 1		1- 0		CONFERENCE	1- 2		1- 0		0- 0	
3- 1	0- 0		1- 0		HOME	1- 1		1- 0		0- 0	
0- 2	0- 1		0- 0		AWAY	0- 1		0- 0		0- 0	
0- 0	0- 0		0- 0		NEUTRAL	0- 0		0- 0		0- 0	

RPI 1-25				RPI 26-50				RPI 51-100				RPI 101+			
RPI	S	Opponent	Score	RPI	S	Opponent	Score	RPI	S	Opponent	Score	RPI	S	Opponent	Score
8	H	UConn	66 76	46	A	Saint Mary's (CA)	81 78	56	A	Arizona	55 60	111	A	Penn St.	75 58
13	A	Arizona St.	61 62	49	H	Southern Cal i forni a	66 59	57	H	UCLA	79 84	112	H	Washing ton	79 70
20	A	BYU	70 52					65	N	Paci fi c	81 69	116	H	Houston	80 79
								66	H	Harvard	79 85	155	H	CSUN	67 42
								85	N	Tul ane	65 57	242	A	San Di ego	70 53
								91	H	Washi ngton St.	77 63	297	H	UC Santa Barbara	69 45
-----															
LAST 12 Di vi si on I GAMES:															
49	H	Southern Cal i forni a	66 59	112	H	Washington	79 70								
57	H	UCLA	79 84	91	H	Washington St.	77 63								
66	H	Harvard	79 85	13	A	Arizona St.	61 62								
8	H	UConn	66 76	56	A	Arizona	55 60								
297	H	UC Santa Barbara	69 45	155	H	CSUN	67 42								
46	A	Saint Mary's (CA)	81 78	242	A	San Di ego	70 53								

Non-Di v I Games:

Cal i forni a

C  
a  
l  
i  
f  
o  
r  
n  
i  
a



Average RPI	Win:	272	WON-LOST	WINNING	LAST 10	STRENGTH OF	OPP. STRENGTH	TEAM	ADJ.	CONF.	ADJ CONF.
Average RPI	Loss:	176	RECORD	PCT. RANK	GAMES	SCHEDULE	OF SCHEDULE	RPI	RPI	RPI	RPI

DIV. I ONLY	4- 9	268	7-3	281	246	287	287	29	29
DIV. I NON-CONF.	3- 6	241	0- 0	256	227	257	257	30	30
<hr/>									
TOTALS	RPI 1-25	RPI 26-50	W-L RECORDS	RPI 51-100	RPI 101-150	RPI 150+			
4- 9	0- 1	0- 0	OVERALL	0- 0	0- 1	4- 7			
2- 3	0- 0	0- 0	HOME	0- 0	0- 1	2- 2			
2- 5	0- 0	0- 0	AWAY	0- 0	0- 0	2- 5			
0- 1	0- 1	0- 0	NEUTRAL	0- 0	0- 0	0- 0			
3- 6	0- 1	0- 0	NON-CONFERENCE	0- 0	0- 1	3- 4			
1- 2	0- 0	0- 0	HOME	0- 0	0- 1	1- 1			
2- 3	0- 0	0- 0	AWAY	0- 0	0- 0	2- 3			
0- 1	0- 1	0- 0	NEUTRAL	0- 0	0- 0	0- 0			
1- 3	0- 0	0- 0	CONFERENCE	0- 0	0- 0	1- 3			
1- 1	0- 0	0- 0	HOME	0- 0	0- 0	1- 1			
0- 2	0- 0	0- 0	AWAY	0- 0	0- 0	0- 2			
0- 0	0- 0	0- 0	NEUTRAL	0- 0	0- 0	0- 0			

RPI 1-25				RPI 26-50				RPI 51-100				RPI 101+				Team's RPI: 287	
RPI	S	Opponent	Score	RPI	S	Opponent	Score	RPI	S	Opponent	Score	RPI	S	Opponent	Score		
20	N	BYU	69 76									119	H	Idaho St.	57 72		
												155	A	CSUN	67 73		
												178	A	New Mexico St.	69 76		
												186	H	UC Riverside	65 57		
												193	H	UMKC	74 78		
												206	A	San Diego St.	67 83		
												214	H	Cal St. Fullerton	65 79		
												248	A	UTRGV	56 60		
												255	A	Northern Ariz.	88 91		
												260	A	Long Beach St.	85 83		
												297	A	UC Santa Barbara	76 64		
												343	H	Chicago St.	89 52		
LAST 12 Division I GAMES:																	
				297	A	UC Santa Barbara	76 64	343	H	Chicago St.	89 52						
				186	H	UC Riverside	65 57	193	H	UMKC	74 78						
				155	A	CSUN	67 73	248	A	UTRGV	56 60						
				20	N	BYU	69 76	178	A	New Mexico St.	69 76						
				206	A	San Diego St.	67 83	214	H	Cal St. Fullerton	65 79						
				255	A	Northern Ariz.	88 91	260	A	Long Beach St.	85 83						

Non-Div I Games: La Sierra 91 44 Notre Dame de Namur 80 47 Fresno Pacific 93 71 Westcliff 133 43 Cal i f o r n i a B a p t i s t

Average RPI Win:	296	WON-LOST	WINNING	LAST 10	STRENGTH OF	OPP. STRENGTH	TEAM	ADJ.	CONF.	ADJ CONF.
Average RPI Loss:	174	RECORD	PCT. RANK	GAMES	SCHEDULE	OF SCHEDULE	RPI	RPI	RPI	RPI
DIV. I ONLY	9- 7	135	4-6	316	317	235	235	28	28	
DIV. I NON-CONF.	6- 3	91	1- 0	313	291	203	203	29	29	
<hr/>										
TOTALS	RPI 1-25	RPI 26-50	W-L RECORDS	RPI 51-100	RPI 101-150	RPI 150+				
9- 7	0- 0	0- 0	OVERALL	0- 2	0- 1	9- 4				
4- 4	0- 0	0- 0	HOME	0- 1	0- 0	4- 3				
4- 3	0- 0	0- 0	AWAY	0- 1	0- 1	4- 1				
1- 0	0- 0	0- 0	NEUTRAL	0- 0	0- 0	1- 0				
6- 3	0- 0	0- 0	NON-CONFERENCE	0- 2	0- 0	6- 1				
2- 2	0- 0	0- 0	HOME	0- 1	0- 0	2- 1				
3- 1	0- 0	0- 0	AWAY	0- 1	0- 0	3- 0				
1- 0	0- 0	0- 0	NEUTRAL	0- 0	0- 0	1- 0				
3- 4	0- 0	0- 0	CONFERENCE	0- 0	0- 1	3- 3				
2- 2	0- 0	0- 0	HOME	0- 0	0- 0	2- 2				
1- 2	0- 0	0- 0	AWAY	0- 0	0- 1	1- 1				
0- 0	0- 0	0- 0	NEUTRAL	0- 0	0- 0	0- 0				

RPI 1-25				RPI 26-50				RPI 51-100				RPI 101+				Team's RPI: 235
RPI	S	Opponent	Score	RPI	S	Opponent	Score	RPI	S	Opponent	Score	RPI	S	Opponent	Score	
								55	H	Old Dominion	59 83	139	A	High Point	60 65	
								77	A	Boston College	56 76	192	H	Hampton	52 46	
												200	A	UNC Asheville	52 60	
												224	H	Howard	64 69	
												247	H	Gardner-Webb	38 52	
												254	A	Norfolk St.	57 49	
												276	H	Winthrop	46 59	
												296	H	Col. of Charleston	66 65	
												300	N	Omaha	65 52	
												311	A	FIU	59 54	
												321	H	UNC Greensboro	53 49	
												325	H	Presbyterian	51 46	
												328	A	Western Caro.	63 37	
												333	A	Charleston So.	60 58	
<hr/>																
LAST 12 Division I GAMES:																
200	A	UNC Asheville	52 60	311	A	FIU	59 54									
333	A	Charleston So.	60 58	139	A	High Point	60 65									
247	H	Gardner-Webb	38 52	192	H	Hampton	52 46									
325	H	Presbyterian	51 46	276	H	Winthrop	46 59									
77	A	Boston College	56 76	321	H	UNC Greensboro	53 49									
224	H	Howard	64 69	300	N	Omaha	65 52									

Non-Div I Games: William Peace 65 36 Columbia (SC) 93 46

Campbell

Average RPI Win:	307	WON-LOST	WINNING	LAST 10	STRENGTH OF	OPP. STRENGTH	TEAM	ADJ.	CONF.	ADJ CONF.
Average RPI Loss:	171	RECORD	PCT. RANK	GAMES	SCHEDULE	OF SCHEDULE	RPI	RPI	RPI	RPI
DIV. I ONLY	6- 11	247	5-5	291	254	293	293	27	27	
DIV. I NON-CONF.	2- 9	297	0- 0	261	259	326	326	28	28	
-----										
TOTALS	RPI 1-25	RPI 26-50	W-L RECORDS	RPI 51-100	RPI 101-150	RPI 150+				
6- 11	0- 0	0- 1	OVERALL	0- 2	0- 2	6- 6				
3- 7	0- 0	0- 1	HOME	0- 2	0- 2	3- 2				
3- 4	0- 0	0- 0	AWAY	0- 0	0- 0	3- 4				
0- 0	0- 0	0- 0	NEUTRAL	0- 0	0- 0	0- 0				
2- 9	0- 0	0- 1	NON-CONFERENCE	0- 1	0- 1	2- 6				
1- 5	0- 0	0- 1	HOME	0- 1	0- 1	1- 2				
1- 4	0- 0	0- 0	AWAY	0- 0	0- 0	1- 4				
0- 0	0- 0	0- 0	NEUTRAL	0- 0	0- 0	0- 0				
4- 2	0- 0	0- 0	CONFERENCE	0- 1	0- 1	4- 0				
2- 2	0- 0	0- 0	HOME	0- 1	0- 1	2- 0				
2- 0	0- 0	0- 0	AWAY	0- 0	0- 0	2- 0				
0- 0	0- 0	0- 0	NEUTRAL	0- 0	0- 0	0- 0				

RPI	S	Opponent	Score	RPI	S	Opponent	Score	RPI	S	Opponent	Score	RPI	S	Opponent	Score	Team's RPI: 293
36	H	Buffalo	66 84	69	H	Quinnipiac	42 55	120	H	Youngstown St.	36 62	134	H	Marist	66 71	
				95	H	Miami (OH)	59 62	180	A	Akron	53 62	230	H	Bowling Green	53 74	
								234	A	Colgate	53 67	239	A	St. Bonaventure	94 100	
								248	H	UTRGV	53 57	275	H	Vermont	67 46	
								283	A	Albany (NY)	48 42	295	A	Oakland	60 71	
								303	A	Saint Peter's	75 62	312	H	Fairfield	53 50	
								329	A	Iona	48 40	341	H	Manhattan	47 44	
-----																
LAST 12 Division I GAMES:																
134	H	Marist	66 71	69	H	Quinnipiac	42 55									
341	H	Manhattan	47 44	312	H	Fairfield	53 50									
275	H	Vermont	67 46	303	A	Saint Peter's	75 62									
180	A	Akron	53 62	329	A	Iona	48 40									
230	H	Bowling Green	53 74	120	H	Youngstown St.	36 62									
36	H	Buffalo	66 84	283	A	Albany (NY)	48 42									

Non-Div I Games:

Canisius

Average RPI Win: 333  
Average RPI Loss: 168

WON-LOST  
RECORD

WINNING  
PCT. RANK

LAST 10  
GAMES

STRENGTH OF  
SCHEDULE

OPP. STRENGTH  
OF SCHEDULE

TEAM  
RPI

ADJ.  
RPI

CONF.  
RPI

ADJ CONF.  
RPI

DIV. I ONLY	2- 10	319	2-8	283	273	331	331	26	26
DIV. I NON-CONF.	1- 5	311	0- 0	251	231	290	290	22	22
<hr/>									
TOTALS	RPI 1-25	RPI 26-50	W-L RECORDS	RPI 51-100	RPI 101-150	RPI 150+			
2- 10	0- 0	0- 2	OVERALL	0- 1	0- 2	2- 5			
1- 3	0- 0	0- 0	HOME	0- 0	0- 1	1- 2			
1- 7	0- 0	0- 2	AWAY	0- 1	0- 1	1- 3			
0- 0	0- 0	0- 0	NEUTRAL	0- 0	0- 0	0- 0			
1- 5	0- 0	0- 2	NON-CONFERENCE	0- 0	0- 2	1- 1			
0- 1	0- 0	0- 0	HOME	0- 0	0- 1	0- 0			
1- 4	0- 0	0- 2	AWAY	0- 0	0- 1	1- 1			
0- 0	0- 0	0- 0	NEUTRAL	0- 0	0- 0	0- 0			
1- 5	0- 0	0- 0	CONFERENCE	0- 1	0- 0	1- 4			
1- 2	0- 0	0- 0	HOME	0- 0	0- 0	1- 2			
0- 3	0- 0	0- 0	AWAY	0- 1	0- 0	0- 2			
0- 0	0- 0	0- 0	NEUTRAL	0- 0	0- 0	0- 0			

RPI 1-25				RPI 26-50				RPI 51-100				RPI 101+ Team's RPI: 331			
RPI	S	Opponent	Score	RPI	S	Opponent	Score	RPI	S	Opponent	Score	RPI	S	Opponent	Score
				31	A	Texas A&M	27 84	60	A	Lamar University	37 57	137	A	Oklahoma	52 65
				42	A	Kansas St.	54 70					139	H	South Alabama	50 58
												212	H	Nicholls St.	60 64
												215	A	Sam Houston St.	62 66
												236	A	Southeastern La.	53 62
												271	H	A&M-Corpus Christi	65 73
												315	H	Incarnate Word	74 43
												334	A	Jackson St.	56 65
												350	A	Alcorn	57 46
<hr/>															
LAST 12 Division I GAMES:															
				236	A	Southeastern La.	53 62	212	H	Nicholls St.	60 64				
				271	H	A&M-Corpus Christi	65 73	315	H	Incarnate Word	74 43				
				42	A	Kansas St.	54 70	60	A	Lamar University	37 57				
				31	A	Texas A&M	27 84	215	A	Sam Houston St.	62 66				
				137	A	Oklahoma	52 65	139	H	South Alabama	50 58				
				350	A	Alcorn	57 46	334	A	Jackson St.	56 65				

Non-Div I Games: Central Baptist 55 34 Crowley's Ridge 91 33 Williams Baptist 70 35 Hendrix 72 40 Central Ark.

Loss, Non-Conf, S Site, H Home A Away N Neutral

Average RPI Win:	291	WON-LOST	WINNING	LAST 10	STRENGTH OF	OPP. STRENGTH	TEAM	ADJ.	CONF.	ADJ CONF.
Average RPI Loss:	177	RECORD	PCT. RANK	GAMES	SCHEDULE	OF SCHEDULE	RPI	RPI	RPI	RPI
DIV. I ONLY	4- 12	291	3-7	250	279	294	294	31	31	
DIV. I NON-CONF.	3- 7	256	0- 0	148	190	220	220	31	31	
-----										
TOTALS	RPI 1-25	RPI 26-50	W-L RECORDS	RPI 51-100	RPI 101-150	RPI 150+				
4- 12	0- 1	0- 1	OVERALL	0- 1	0- 2	4- 7				
2- 5	0- 0	0- 1	HOME	0- 1	0- 1	2- 2				
2- 7	0- 1	0- 0	AWAY	0- 0	0- 1	2- 5				
0- 0	0- 0	0- 0	NEUTRAL	0- 0	0- 0	0- 0				
3- 7	0- 1	0- 1	NON-CONFERENCE	0- 1	0- 2	3- 2				
1- 3	0- 0	0- 1	HOME	0- 1	0- 1	1- 0				
2- 4	0- 1	0- 0	AWAY	0- 0	0- 1	2- 2				
0- 0	0- 0	0- 0	NEUTRAL	0- 0	0- 0	0- 0				
1- 5	0- 0	0- 0	CONFERENCE	0- 0	0- 0	1- 5				
1- 2	0- 0	0- 0	HOME	0- 0	0- 0	1- 2				
0- 3	0- 0	0- 0	AWAY	0- 0	0- 0	0- 3				
0- 0	0- 0	0- 0	NEUTRAL	0- 0	0- 0	0- 0				

RPI 1-25				RPI 26-50				RPI 51-100				RPI 101+ Team's RPI: 294			
RPI	S	Opponent	Score	RPI	S	Opponent	Score	RPI	S	Opponent	Score	RPI	S	Opponent	Score
16	A	Rutgers	44 73	36	H	Buffal o	69 82	94	H	Hartford	52 54	113	A	Yale	46 58
												138	H	Lehi gh	62 88
												181	A	Massachusetts	59 74
												204	A	Brown	63 68
												209	A	Sacred Heart	61 66
												233	A	Mt. St. Mary's	53 84
												237	H	Robert Morris	57 64
												253	H	Saint Francis (PA)	73 62
												283	A	Al bany (NY)	60 53
												308	H	New Hampshi re	56 47
												316	H	Wagner	63 75
												318	A	Morgan St.	60 36
												347	A	Fai rlei gh Dickin son	67 74
LAST 12 Division I GAMES:															
316	H	Wagner	63 75	237	H	Robert Morris	57 64								
209	A	Sacred Heart	61 66	253	H	Saint Francis (PA)	73 62								
94	H	Hartford	52 54	233	A	Mt. St. Mary's	53 84								
113	A	Yale	46 58	347	A	Fai rlei gh Dickin son	67 74								
308	H	New Hampshi re	56 47	36	H	Buffal o	69 82								
283	A	Al bany (NY)	60 53	318	A	Morgan St.	60 36								

Non-Div I Games:

Central Conn. St.

Average RPI Win:	126	WON-LOST	WINNING	LAST 10	STRENGTH OF	OPP. STRENGTH	TEAM	ADJ.	CONF.	ADJ CONF.
Average RPI Loss:	53	RECORD	PCT. RANK	GAMES	SCHEDULE	OF SCHEDULE	RPI	RPI	RPI	RPI
DIV. I ONLY	13- 4	42	7-3	28	35	19	19	8	8	
DIV. I NON-CONF.	9- 3	61	0- 0	89	6	35	35	8	8	
-----										
TOTALS	RPI 1-25	RPI 26-50	W-L RECORDS	RPI 51-100	RPI 101-150	RPI 150+				
13- 4	1- 1	2- 1	OVERALL	4- 2	2- 0	4- 0				
4- 3	1- 1	0- 1	HOME	0- 1	1- 0	2- 0				
8- 0	0- 0	2- 0	AWAY	4- 0	0- 0	2- 0				
1- 1	0- 0	0- 0	NEUTRAL	0- 1	1- 0	0- 0				
9- 3	1- 1	1- 1	NON-CONFERENCE	2- 1	2- 0	3- 0				
3- 2	1- 1	0- 1	HOME	0- 0	1- 0	1- 0				
5- 0	0- 0	1- 0	AWAY	2- 0	0- 0	2- 0				
1- 1	0- 0	0- 0	NEUTRAL	0- 1	1- 0	0- 0				
4- 1	0- 0	1- 0	CONFERENCE	2- 1	0- 0	1- 0				
1- 1	0- 0	0- 0	HOME	0- 1	0- 0	1- 0				
3- 0	0- 0	1- 0	AWAY	2- 0	0- 0	0- 0				
0- 0	0- 0	0- 0	NEUTRAL	0- 0	0- 0	0- 0				

RPI 1-25				RPI 26-50				RPI 51-100				RPI 101+			
RPI	S	Opponent	Score	RPI	S	Opponent	Score	RPI	S	Opponent	Score	RPI	S	Opponent	Score
5	H	Louisville	68 72	26	H	South Dakota St.	71 80	69	A	Quinnipiac	67 52	110	H	Western Ky.	108 90
17	H	UCF	75 68	35	A	Miami (FL)	90 80	76	A	Kent St.	82 75	128	N	Chattanooga	73 50
				39	A	Ohio	88 70	85	N	Tulane	57 68	171	A	Vanderbilt	66 57
								93	A	Northern Ill.	89 66	180	H	Akron	94 71
								95	H	Miami (OH)	67 70	295	H	Oakland	104 61
								98	A	Virginia	74 61	329	A	Iona	82 39
-----															
LAST 12 Division I GAMES:															
180	H	Akron	94 71	76	A	Kent St.	82 75	95	H	Miami (OH)	67 70	93	A	Northern Ill.	89 66
35	A	Miami (FL)	90 80	95	H	Miami (OH)	67 70	39	A	Ohio	88 70	329	A	Iona	82 39
85	N	Tulane	57 68	93	A	Northern Ill.	89 66	128	N	Chattanooga	73 50				
5	H	Louisville	68 72												
171	A	Vanderbilt	66 57												
69	A	Quinnipiac	67 52												

Non-Div I Games:

Central Mich.

Average RPI Win:	343	WON-LOST	WINNING	LAST 10	STRENGTH OF	OPP. STRENGTH	TEAM	ADJ.	CONF.	ADJ CONF.
Average RPI Loss:	211	RECORD	PCT. RANK	GAMES	SCHEDULE	OF SCHEDULE	RPI	RPI	RPI	RPI

DIV. I ONLY	2- 12	327	4-6	298	336	333	333	28	28
DIV. I NON-CONF.	0- 8	336	0- 0	276	309	347	347	29	29
-----									
TOTALS	RPI 1-25	RPI 26-50	W-L RECORDS	RPI 51-100	RPI 101-150	RPI 150+			
2- 12	0- 0	0- 0	OVERALL	0- 0	0- 4	2- 8			
0- 6	0- 0	0- 0	HOME	0- 0	0- 3	0- 3			
2- 6	0- 0	0- 0	AWAY	0- 0	0- 1	2- 5			
0- 0	0- 0	0- 0	NEUTRAL	0- 0	0- 0	0- 0			
0- 8	0- 0	0- 0	NON-CONFERENCE	0- 0	0- 3	0- 5			
0- 3	0- 0	0- 0	HOME	0- 0	0- 2	0- 1			
0- 5	0- 0	0- 0	AWAY	0- 0	0- 1	0- 4			
0- 0	0- 0	0- 0	NEUTRAL	0- 0	0- 0	0- 0			
2- 4	0- 0	0- 0	CONFERENCE	0- 0	0- 1	2- 3			
0- 3	0- 0	0- 0	HOME	0- 0	0- 1	0- 2			
2- 1	0- 0	0- 0	AWAY	0- 0	0- 0	2- 1			
0- 0	0- 0	0- 0	NEUTRAL	0- 0	0- 0	0- 0			

RPI 1-25	RPI 26-50	RPI 51-100	RPI 101+	Team's RPI: 333
RPI S Opponent Score	RPI S Opponent Score	RPI S Opponent Score	RPI S Opponent Score	
			105 H Tennessee Tech	55 77
			121 A Georgia	75 83
			142 H Radford	41 67
			147 H Davidson	34 72
			192 H Hampton	66 74
			197 H Jacksonville	58 68
			213 A Florida	60 70
			235 H Campbell	58 60
			276 A Winthrop	52 57
			296 A Col. of Charleston	52 79
			298 A North Florida	76 82
			306 A South Carolina St.	58 67
			340 A USC Upstate	78 75
			345 A Longwood	81 74
LAST 12 Division I GAMES:				
276 A Winthrop	52 57	340 A USC Upstate	78 75	
192 H Hampton	66 74	142 H Radford	41 67	
213 A Florida	60 70	345 A Longwood	81 74	
296 A Col. of Charleston	52 79	235 H Campbell	58 60	
121 A Georgia	75 83	197 H Jacksonville	58 68	
298 A North Florida	76 82	105 H Tennessee Tech	55 77	

Non-Div I Games: Converse 101 50 Col umbi a (SC) 89 57 Erski ne 74 50

Charleston So.

Average RPI Win:	220	WON-LOST	WINNING	LAST 10	STRENGTH OF	OPP. STRENGTH	TEAM	ADJ.	CONF.	ADJ CONF.
Average RPI Loss:	154	RECORD	PCT. RANK	GAMES	SCHEDULE	OF SCHEDULE	RPI	RPI	RPI	RPI
DIV. I ONLY	10- 8	143	5-5	205	189	169	169	16	16	
DIV. I NON-CONF.	8- 4	91	1- 0	116	241	93	93	19	19	
-----										
TOTALS	RPI 1-25	RPI 26-50	W-L RECORDS	RPI 51-100	RPI 101-150	RPI 150+				
10- 8	0- 0	0- 0	OVERALL	1- 1	2- 4	7- 3				
8- 1	0- 0	0- 0	HOME	1- 0	1- 1	6- 0				
1- 7	0- 0	0- 0	AWAY	0- 1	1- 3	0- 3				
1- 0	0- 0	0- 0	NEUTRAL	0- 0	0- 0	1- 0				
8- 4	0- 0	0- 0	NON-CONFERENCE	1- 1	2- 2	5- 1				
6- 1	0- 0	0- 0	HOME	1- 0	1- 1	4- 0				
1- 3	0- 0	0- 0	AWAY	0- 1	1- 1	0- 1				
1- 0	0- 0	0- 0	NEUTRAL	0- 0	0- 0	1- 0				
2- 4	0- 0	0- 0	CONFERENCE	0- 0	0- 2	2- 2				
2- 0	0- 0	0- 0	HOME	0- 0	0- 0	2- 0				
0- 4	0- 0	0- 0	AWAY	0- 0	0- 2	0- 2				
0- 0	0- 0	0- 0	NEUTRAL	0- 0	0- 0	0- 0				

RPI 1-25				RPI 26-50				RPI 51-100				RPI 101+				Team's RPI: 169
RPI	S	Opponent	Score	RPI	S	Opponent	Score	RPI	S	Opponent	Score	RPI	S	Opponent	Score	
								81	H	Wright St.	88 85	110	A	Western Ky.	58	76
								98	A	Virginia	61 65	115	H	Wake Forest	43	69
												135	A	Louisiana Tech	51	88
												138	A	Lehigh	62	60
												141	A	Fordham	64	71
												147	H	Davidson	78	66
												179	A	Mercer	40	57
												200	H	UNC Asheville	70	53
												211	A	Southern Miss.	54	65
												222	H	East Carolina	52	46
												241	A	Marshall	62	63
												263	N	Liberty	63	61
												272	H	Wofford	85	63
												277	H	Bethune-Cookman	73	69
												289	H	Fla. Atlantic	68	47
												311	H	FIU	69	54
-----																
LAST 12 Division I GAMES:																
311	H	FIU	69 54	138	A	Lehigh	62 60									
241	A	Marshall	62 63	135	A	Louisiana Tech	51 88									
110	A	Western Ky.	58 76	211	A	Southern Miss.	54 65									
98	A	Virginia	61 65	289	H	Fla. Atlantic	68 47									
277	H	Bethune-Cookman	73 69	81	H	Wright St.	88 85									
147	H	Davidson	78 66	179	A	Mercer	40 57									

Non-Div I Games:

Charlotte



Average RPI	Win:	212	WON-LOST	WINNING	LAST 10	STRENGTH OF	OPP. STRENGTH	TEAM	ADJ.	CONF.	ADJ CONF.
Average RPI	Loss:	54	RECORD	PCT. RANK	GAMES	SCHEDULE	OF SCHEDULE	RPI	RPI	RPI	RPI
DIV. I ONLY		7- 10		222	4-6	14	133	128	128	24	24
DIV. I NON-CONF.		4- 10		264	1- 0	7	80	102	102	25	25
-----											
TOTALS	RPI 1-25		RPI 26-50		W-L RECORDS	RPI 51-100		RPI 101-150		RPI 150+	
7- 10	0- 4		0- 1		OVERALL	1- 3		0- 2		6- 0	
4- 5	0- 2		0- 1		HOME	0- 1		0- 1		4- 0	
1- 3	0- 1		0- 0		AWAY	0- 1		0- 1		1- 0	
2- 2	0- 1		0- 0		NEUTRAL	1- 1		0- 0		1- 0	
4- 10	0- 4		0- 1		NON-CONFERENCE	1- 3		0- 2		3- 0	
1- 5	0- 2		0- 1		HOME	0- 1		0- 1		1- 0	
1- 3	0- 1		0- 0		AWAY	0- 1		0- 1		1- 0	
2- 2	0- 1		0- 0		NEUTRAL	1- 1		0- 0		1- 0	
3- 0	0- 0		0- 0		CONFERENCE	0- 0		0- 0		3- 0	
3- 0	0- 0		0- 0		HOME	0- 0		0- 0		3- 0	
0- 0	0- 0		0- 0		AWAY	0- 0		0- 0		0- 0	
0- 0	0- 0		0- 0		NEUTRAL	0- 0		0- 0		0- 0	

RPI 1-25				RPI 26-50				RPI 51-100				RPI 101+ Team's RPI: 128			
RPI	S	Opponent	Score	RPI	S	Opponent	Score	RPI	S	Opponent	Score	RPI	S	Opponent	Score
5	H	Louisville	49 75	26	H	South Dakota St.	54 71	68	N	Maine	66 61	108	A	Northern Colo.	65 68
7	H	NC State	58 78					70	N	Middle Tenn.	47 58	144	H	UT Martin	79 81
17	A	UCF	37 75					71	A	Virginia Tech	59 74	192	A	Hampton	58 50
19	N	Central Mich.	50 73					75	H	Belmont	51 67	208	N	Saint Louis	71 61
												232	H	ETSU	76 67
												246	H	Furman	73 53
												263	H	Liberty	75 60
												272	H	Wofford	89 82
-----															
LAST 12 Division I GAMES:															
70	N	Middle Tenn.	47 58	68	N	Maine	66 61	246	H	Furman	73 53	272	H	Wofford	89 82
7	H	NC State	58 78					232	H	ETSU	76 67				
75	H	Belmont	51 67					144	H	UT Martin	79 81				
108	A	Northern Colo.	65 68					19	N	Central Mich.	50 73				
26	H	South Dakota St.	54 71												
17	A	UCF	37 75												

Non-Div I Games: Lee

61 55

Chattanooga

Average RPI Win:	337	WON-LOST	WINNING	LAST 10	STRENGTH OF	OPP. STRENGTH	TEAM	ADJ.	CONF.	ADJ CONF.
Average RPI Loss:	207	RECORD	PCT. RANK	GAMES	SCHEDULE	OF SCHEDULE	RPI	RPI	RPI	RPI
DIV. I ONLY	1- 16	345	1-9	220	344	343	343	29	29	
DIV. I NON-CONF.	0- 13	336	0- 0	142	342	335	335	30	30	
<hr/>										
TOTALS	RPI 1-25	RPI 26-50	W-L RECORDS	RPI 51-100	RPI 101-150	RPI 150+				
1- 16	0- 0	0- 0	OVERALL	0- 2	0- 0	1- 14				
1- 7	0- 0	0- 0	HOME	0- 0	0- 0	1- 7				
0- 8	0- 0	0- 0	AWAY	0- 2	0- 0	0- 6				
0- 1	0- 0	0- 0	NEUTRAL	0- 0	0- 0	0- 1				
0- 13	0- 0	0- 0	NON-CONFERENCE	0- 2	0- 0	0- 11				
0- 5	0- 0	0- 0	HOME	0- 0	0- 0	0- 5				
0- 7	0- 0	0- 0	AWAY	0- 2	0- 0	0- 5				
0- 1	0- 0	0- 0	NEUTRAL	0- 0	0- 0	0- 1				
1- 3	0- 0	0- 0	CONFERENCE	0- 0	0- 0	1- 3				
1- 2	0- 0	0- 0	HOME	0- 0	0- 0	1- 2				
0- 1	0- 0	0- 0	AWAY	0- 0	0- 0	0- 1				
0- 0	0- 0	0- 0	NEUTRAL	0- 0	0- 0	0- 0				

RPI 1-25				RPI 26-50				RPI 51-100				RPI 101+				Team's RPI: 343
RPI	S	Opponent	Score	RPI	S	Opponent	Score	RPI	S	Opponent	Score	RPI	S	Opponent	Score	
								80	A	Northwestern	35 97	156	H	UAB	45 90	
								93	A	Northern Ill.	52 114	162	A	Morehead St.	68 104	
												164	A	Wisconsin	38 85	
												173	A	Bradley	59 89	
												175	A	Xavier	57 91	
												193	H	UMKC	58 111	
												202	H	SIUE	66 82	
												204	H	Brown	65 90	
												221	A	Loyola Chicago	40 76	
												270	H	CSU Bakersfield	56 67	
												274	N	St. Francis Brooklyn	73 110	
												287	A	California Baptist	52 89	
												309	H	Valparaiso	70 76	
												337	H	Grand Canyon	50 48	
												344	H	Evansville	58 67	
<hr/>																
LAST 12 Division I GAMES:																
204	H	Brown	65 90	270	H	CSU Bakersfield	56 67									
173	A	Bradley	59 89	337	H	Grand Canyon	50 48									
93	A	Northern Ill.	52 114	287	A	California Baptist	52 89									
80	A	Northwestern	35 97	193	H	UMKC	58 111									
164	A	Wisconsin	38 85	309	H	Valparaiso	70 76									
202	H	SIUE	66 82	221	A	Loyola Chicago	40 76									

Non-Div I Games:

Chicago St.

Average RPI Win:	210	WON-LOST	WINNING	LAST 10	STRENGTH OF	OPP. STRENGTH	TEAM	ADJ.	CONF.	ADJ CONF.
Average RPI Loss:	79	RECORD	PCT. RANK	GAMES	SCHEDULE	OF SCHEDULE	RPI	RPI	RPI	RPI
DIV. I ONLY	11- 7	112	6-4	134	119	114	114	9	9	
DIV. I NON-CONF.	8- 5	120	0- 0	196	176	151	151	9	9	
-----										
TOTALS	RPI 1-25	RPI 26-50	W-L RECORDS	RPI 51-100	RPI 101-150	RPI 150+				
11- 7	0- 2	0- 0	OVERALL	0- 4	3- 0	8- 1				
9- 1	0- 0	0- 0	HOME	0- 1	2- 0	7- 0				
2- 6	0- 2	0- 0	AWAY	0- 3	1- 0	1- 1				
0- 0	0- 0	0- 0	NEUTRAL	0- 0	0- 0	0- 0				
8- 5	0- 0	0- 0	NON-CONFERENCE	0- 4	2- 0	6- 1				
7- 1	0- 0	0- 0	HOME	0- 1	2- 0	5- 0				
1- 4	0- 0	0- 0	AWAY	0- 3	0- 0	1- 1				
0- 0	0- 0	0- 0	NEUTRAL	0- 0	0- 0	0- 0				
3- 2	0- 2	0- 0	CONFERENCE	0- 0	1- 0	2- 0				
2- 0	0- 0	0- 0	HOME	0- 0	0- 0	2- 0				
1- 2	0- 2	0- 0	AWAY	0- 0	1- 0	0- 0				
0- 0	0- 0	0- 0	NEUTRAL	0- 0	0- 0	0- 0				

RPI 1-25				RPI 26-50				RPI 51-100				RPI 101+				Team's RPI: 114
RPI	S	Opponent	Score	RPI	S	Opponent	Score	RPI	S	Opponent	Score	RPI	S	Opponent	Score	
8	A	UConn	38 82					55	H	Old Dominion	72 76	113	H	Yale	66 52	
17	A	UCF	55 56					90	A	Pittsburgh	48 65	126	H	VCU	66 54	
								95	A	Miami (OH)	65 78	133	A	Tulsa	70 50	
								99	A	Ohio St.	56 69	175	H	Xavier	79 61	
												187	A	Ball St.	63 75	
												208	A	Saint Louis	51 50	
												223	H	SMU	69 57	
												224	H	Howard	85 51	
												231	H	Temple	72 52	
												232	H	ETSU	77 64	
												313	H	Austin Peay	69 48	
												327	H	Lipscomb	71 55	
-----																
LAST 12 Division I GAMES:																
223	H	SMU	69 57	133	A	Tulsa	70 50									
224	H	Howard	85 51	231	H	Temple	72 52									
175	H	Xavier	79 61	17	A	UCF	55 56									
126	H	VCU	66 54	8	A	UConn	38 82									
95	A	Miami (OH)	65 78	187	A	Ball St.	63 75									
99	A	Ohio St.	56 69	327	H	Lipscomb	71 55									

Non-Div I Games:

Cincinnati



Cleveland State

Cleveland St.				Through Games Of Jan. 22, 2019						
Average RPI Win:	284	WON-LOST	WINNING	LAST 10	STRENGTH OF	OPP. STRENGTH	TEAM	ADJ.	CONF.	ADJ CONF.
Average RPI Loss:	143	RECORD	PCT. RANK	GAMES	SCHEDULE	OF SCHEDULE	RPI	RPI	RPI	RPI
DIV. I ONLY	5- 12	270	4-6	202	248	266	266	20	20	
DIV. I NON-CONF.	1- 8	322	0- 0	56	303	273	273	18	18	
-----										
TOTALS	RPI 1-25	RPI 26-50	W-L RECORDS	RPI 51-100	RPI 101-150	RPI 150+				
5- 12	0- 0	0- 1	OVERALL	0- 4	0- 0	5- 7				
3- 4	0- 0	0- 0	HOME	0- 2	0- 0	3- 2				
2- 7	0- 0	0- 1	AWAY	0- 1	0- 0	2- 5				
0- 1	0- 0	0- 0	NEUTRAL	0- 1	0- 0	0- 0				
1- 8	0- 0	0- 1	NON-CONFERENCE	0- 2	0- 0	1- 5				
1- 2	0- 0	0- 0	HOME	0- 1	0- 0	1- 1				
0- 5	0- 0	0- 1	AWAY	0- 0	0- 0	0- 4				
0- 1	0- 0	0- 0	NEUTRAL	0- 1	0- 0	0- 0				
4- 4	0- 0	0- 0	CONFERENCE	0- 2	0- 0	4- 2				
2- 2	0- 0	0- 0	HOME	0- 1	0- 0	2- 1				
2- 2	0- 0	0- 0	AWAY	0- 1	0- 0	2- 1				
0- 0	0- 0	0- 0	NEUTRAL	0- 0	0- 0	0- 0				

RPI 1-25				RPI 26-50				RPI 51-100				RPI 101+ Team's RPI: 266			
RPI	S	Opponent	Score	RPI	S	Opponent	Score	RPI	S	Opponent	Score	RPI	S	Opponent	Score
				39	A	Ohio	54 72	53	A	Green Bay	53 62	154	H	IUPUI	50 75
								81	H	Wright St.	65 70	173	H	Bradley	65 67
								85	N	Tulane	72 81	183	H	Illinois St.	67 63
								92	H	Toledo	60 65	184	A	Eastern Mich.	63 69
												185	A	Milwaukee	53 59
												187	A	Ball St.	62 67
												241	A	Marshall	64 86
												242	A	San Diego	82 83
												279	H	Northern Ky.	76 47
												295	A	Oakland	64 62
												330	A	Detroit Mercy	67 49
												335	H	UIC	71 53
LAST 12 Division I GAMES:															
				335	H	UIC	71 53	81	H	Wright St.	65 70				
				154	H	IUPUI	50 75	279	H	Northern Ky.	76 47				
				330	A	Detroit Mercy	67 49	185	A	Milwaukee	53 59				
				295	A	Oakland	64 62	53	A	Green Bay	53 62				
				173	H	Bradley	65 67	92	H	Toledo	60 65				
				241	A	Marshall	64 86	39	A	Ohio	54 72				

Non-Div I Games: Lake Erie 79 49 Salem (WV) 113 81 Cleveland St.

Average RPI Win:	299	WON-LOST	WINNING	LAST 10	STRENGTH OF	OPP. STRENGTH	TEAM	ADJ.	CONF.	ADJ CONF.
Average RPI Loss:	117	RECORD	PCT. RANK	GAMES	SCHEDULE	OF SCHEDULE	RPI	RPI	RPI	RPI
DIV. I ONLY	6- 8	217	3-7	165	314	207	207	14	14	
DIV. I NON-CONF.	6- 3	91	0- 0	289	338	191	191	15	15	
<hr/>										
TOTALS	RPI 1-25	RPI 26-50	W-L RECORDS	RPI 51-100	RPI 101-150	RPI 150+				
6- 8	0- 0	0- 1	OVERALL	0- 1	0- 5	6- 1				
4- 2	0- 0	0- 0	HOME	0- 1	0- 1	4- 0				
2- 4	0- 0	0- 0	AWAY	0- 0	0- 3	2- 1				
0- 2	0- 0	0- 1	NEUTRAL	0- 0	0- 1	0- 0				
6- 3	0- 0	0- 1	NON-CONFERENCE	0- 0	0- 1	6- 1				
4- 0	0- 0	0- 0	HOME	0- 0	0- 0	4- 0				
2- 1	0- 0	0- 0	AWAY	0- 0	0- 0	2- 1				
0- 2	0- 0	0- 1	NEUTRAL	0- 0	0- 1	0- 0				
0- 5	0- 0	0- 0	CONFERENCE	0- 1	0- 4	0- 0				
0- 2	0- 0	0- 0	HOME	0- 1	0- 1	0- 0				
0- 3	0- 0	0- 0	AWAY	0- 0	0- 3	0- 0				
0- 0	0- 0	0- 0	NEUTRAL	0- 0	0- 0	0- 0				

RPI 1-25				RPI 26-50				RPI 51-100				RPI 101+				Team's RPI: 207
RPI	S	Opponent	Score	RPI	S	Opponent	Score	RPI	S	Opponent	Score	RPI	S	Opponent	Score	
				48	N	Auburn	78 84	89	H	Troy	81 82	101	N	Rice	52 56	
												109	A	Appalachian St.	53 67	
												124	A	UT Arlington	53 79	
												136	A	Texas St.	58 73	
												139	H	South Alabama	78 88	
												186	A	UC Riverside	43 62	
												230	H	Bowling Green	81 80	
												257	H	Memphis	90 71	
												306	H	South Carolina St.	57 44	
												321	A	UNC Greensboro	78 71	
												328	H	Western Caro.	77 59	
												349	A	N.C. Central	89 66	
<hr/>																
LAST 12 Division I GAMES:																
				89	H	Troy	81 82	109	A	Appalachian St.	53 67					
				321	A	UNC Greensboro	78 71	124	A	UT Arlington	53 79					
				101	N	Rice	52 56	136	A	Texas St.	58 73					
				48	N	Auburn	78 84	139	H	South Alabama	78 88					
				349	A	N.C. Central	89 66	230	H	Bowling Green	81 80					
				257	H	Memphis	90 71	186	A	UC Riverside	43 62					

Non-Div I Games: N.C. Wesleyan 126 65 Meredith 128 39

Coastal Caro.

Average RPI Win:	279	WON-LOST	WINNING	LAST 10	STRENGTH OF	OPP. STRENGTH	TEAM	ADJ.	CONF.	ADJ CONF.
Average RPI Loss:	193	RECORD	PCT. RANK	GAMES	SCHEDULE	OF SCHEDULE	RPI	RPI	RPI	RPI
DIV. I ONLY	4- 11	286	3-7	245	342	296	296	10	10	
DIV. I NON-CONF.	3- 7	256	0- 0	326	351	338	338	13	13	
<hr/>										
TOTALS	RPI 1-25	RPI 26-50	W-L RECORDS	RPI 51-100	RPI 101-150	RPI 150+				
4- 11	0- 0	0- 0	OVERALL	0- 1	0- 3	4- 7				
2- 5	0- 0	0- 0	HOME	0- 1	0- 1	2- 3				
2- 6	0- 0	0- 0	AWAY	0- 0	0- 2	2- 4				
0- 0	0- 0	0- 0	NEUTRAL	0- 0	0- 0	0- 0				
3- 7	0- 0	0- 0	NON-CONFERENCE	0- 0	0- 1	3- 6				
2- 3	0- 0	0- 0	HOME	0- 0	0- 0	2- 3				
1- 4	0- 0	0- 0	AWAY	0- 0	0- 1	1- 3				
0- 0	0- 0	0- 0	NEUTRAL	0- 0	0- 0	0- 0				
1- 4	0- 0	0- 0	CONFERENCE	0- 1	0- 2	1- 1				
0- 2	0- 0	0- 0	HOME	0- 1	0- 1	0- 0				
1- 2	0- 0	0- 0	AWAY	0- 0	0- 1	1- 1				
0- 0	0- 0	0- 0	NEUTRAL	0- 0	0- 0	0- 0				

RPI 1-25				RPI 26-50				RPI 51-100				RPI 101+				Team's RPI: 296
RPI	S	Opponent	Score	RPI	S	Opponent	Score	RPI	S	Opponent	Score	RPI	S	Opponent	Score	
								58	H	James Madison	50 91	102	H	Towson	61 77	
												109	A	Appalachian St.	66 80	
												117	A	UNCW	49 71	
												151	A	William & Mary	66 54	
												189	A	Elon	68 76	
												199	A	George Mason	52 66	
												235	A	Campbell	65 66	
												246	H	Furman	67 70	
												272	A	Wofford	58 78	
												276	H	Winthrop	64 71	
												306	H	South Carolina St.	75 51	
												325	H	Presbyterian	65 71	
												327	A	Lipscomb	65 63	
												333	H	Charleston So.	79 52	
<hr/>																
LAST 12 Division I GAMES:																
117	A	UNCW	49 71	58	H	James Madison	50 91	102	H	Towson	61 77					
199	A	George Mason	52 66	102	H	Towson	61 77	151	A	William & Mary	66 54					
325	H	Presbyterian	65 71	189	A	Elon	68 76	276	H	Winthrop	64 71					
333	H	Charleston So.	79 52	246	H	Furman	67 70									
327	A	Lipscomb	65 63													
109	A	Appalachian St.	66 80													

Non-Div I Games: North Greenville 95 62

Col. of Charleston

C  
o  
l  
l  
e  
g  
e

Colgate				Through Games Of Jan. 22, 2019												
Average RPI Win:		273	WON-LOST RECORD		WINNING PCT. RANK		LAST 10 GAMES		STRENGTH OF SCHEDULE		OPP. STRENGTH OF SCHEDULE		TEAM RPI	ADJ. RPI	CONF. RPI	ADJ CONF. RPI
Average RPI Loss:		177														
DIV. I ONLY			7- 9		207		5-5		253		325		234	234	19	19
DIV. I NON-CONF.			4- 6		212		0- 0		314		339		294	294	24	24
-----																
TOTALS		RPI 1-25		RPI 26-50		W-L RECORDS		RPI 51-100		RPI 101-150		RPI 150+				
7- 9		0- 0		0- 0		OVERALL		0- 2		0- 2		7- 5				
4- 3		0- 0		0- 0		HOME		0- 1		0- 0		4- 2				
3- 6		0- 0		0- 0		AWAY		0- 1		0- 2		3- 3				
0- 0		0- 0		0- 0		NEUTRAL		0- 0		0- 0		0- 0				
4- 6		0- 0		0- 0		NON-CONFERENCE		0- 1		0- 1		4- 4				
3- 1		0- 0		0- 0		HOME		0- 0		0- 0		3- 1				
1- 5		0- 0		0- 0		AWAY		0- 1		0- 1		1- 3				
0- 0		0- 0		0- 0		NEUTRAL		0- 0		0- 0		0- 0				
3- 3		0- 0		0- 0		CONFERENCE		0- 1		0- 1		3- 1				
1- 2		0- 0		0- 0		HOME		0- 1		0- 0		1- 1				
2- 1		0- 0		0- 0		AWAY		0- 0		0- 1		2- 0				
0- 0		0- 0		0- 0		NEUTRAL		0- 0		0- 0		0- 0				
-----																
RPI 1-25				RPI 26-50				RPI 51-100				RPI 101+				Team's RPI: 234
RPI	S	Opponent	Score	RPI	S	Opponent	Score	RPI	S	Opponent	Score	RPI	S	Opponent	Score	
								52	H	Bucknell I	62 90	113	A	Yale	61 80	
								87	A	Dayton	58 67	125	A	American	57 76	
												163	A	Boston U.	81 72	
												196	H	Navy	49 62	
												199	A	George Mason	61 64	
												228	A	Holy Cross	70 67	
												243	A	Niagara	69 74	
												259	H	Col umbi a	84 71	
												261	A	Si ena	53 55	
												290	A	UMass Lowell I	61 52	
												293	H	Can i si us	67 53	
												317	H	NJIT	53 71	
												332	H	LaFayette	60 49	
												347	H	Fai r lei gh Di cki nson	71 52	
-----																
Team's RPI: 234																
-----																
LAST 12 Division I GAMES:																
125	A	American	57 76	52	H	Bucknell I	62 90	163	A	Boston U.	81 72	196	H	Navy	49 62	
228	A	Holy Cross	70 67	332	H	LaFayette	60 49	261	A	Si ena	53 55	290	A	UMass Lowell I	61 52	
243	A	Niagara	69 74	259	H	Col umbi a	84 71									
317	H	NJIT	53 71													
290	A	UMass Lowell I	61 52													
347	H	Fai r lei gh Di cki nson	71 52													

C  
o  
l  
l  
e  
g  
e

Non-Div I Games:

Colgate



Average RPI Win:	186	WON-LOST	WINNING	LAST 10	STRENGTH OF	OPP. STRENGTH	TEAM	ADJ.	CONF.	ADJ CONF.
Average RPI Loss:	55	RECORD	PCT. RANK	GAMES	SCHEDULE	OF SCHEDULE	RPI	RPI	RPI	RPI
DIV. I ONLY	10- 7	124	4-6	104	58	127	127	2	2	
DIV. I NON-CONF.	10- 1	19	0- 0	236	104	45	45	2	2	
-----										
TOTALS	RPI 1-25	RPI 26-50	W-L RECORDS	RPI 51-100	RPI 101-150	RPI 150+				
10- 7	0- 1	1- 3	OVERALL	0- 2	1- 1	8- 0				
8- 3	0- 1	1- 1	HOME	0- 1	1- 0	6- 0				
1- 4	0- 0	0- 2	AWAY	0- 1	0- 1	1- 0				
1- 0	0- 0	0- 0	NEUTRAL	0- 0	0- 0	1- 0				
10- 1	0- 0	1- 1	NON-CONFERENCE	0- 0	1- 0	8- 0				
8- 0	0- 0	1- 0	HOME	0- 0	1- 0	6- 0				
1- 1	0- 0	0- 1	AWAY	0- 0	0- 0	1- 0				
1- 0	0- 0	0- 0	NEUTRAL	0- 0	0- 0	1- 0				
0- 6	0- 1	0- 2	CONFERENCE	0- 2	0- 1	0- 0				
0- 3	0- 1	0- 1	HOME	0- 1	0- 0	0- 0				
0- 3	0- 0	0- 1	AWAY	0- 1	0- 1	0- 0				
0- 0	0- 0	0- 0	NEUTRAL	0- 0	0- 0	0- 0				

RPI	S	Opponent	Score	RPI	S	Opponent	Score	RPI	S	Opponent	Score	RPI	S	Opponent	Score	Team's RPI: 127
13	H	Arizona St.	70 76	35	A	Mi ami (FL)	58 73	56	H	Arizona	67 69	108	H	Northern Colo.	77 69	
				40	A	Utah	59 78	91	A	Washington St.	48 74	112	A	Washi ngton	58 68	
				40	H	Utah	61 76					153	N	Utah St.	78 68	
				44	H	North Carol ina	86 74					161	H	Pepperdi ne	80 65	
												188	H	Col orado St.	59 40	
												196	H	Navy	59 43	
												205	H	Prai ri e Vi ew	79 38	
												226	H	Samford	81 39	
												262	A	Nevada	65 52	
												320	H	San Jose St.	76 64	
-----																
LAST 12 Di vi si on I GAMES:																
				56	H	Arizona	67 69	40	A	Utah	59 78					
				40	H	Utah	61 76	91	A	Washington St.	48 74					
				226	H	Samford	81 39	112	A	Washington	58 68					
				205	H	Prai ri e Vi ew	79 38	13	H	Arizona St.	70 76					
				196	H	Navy	59 43	35	A	Mi ami (FL)	58 73					
				320	H	San Jose St.	76 64	161	H	Pepperdi ne	80 65					

Non-Di v I Games:

Col orado

Average RPI Win:	227	WON-LOST	WINNING	LAST 10	STRENGTH OF	OPP. STRENGTH	TEAM	ADJ.	CONF.	ADJ CONF.
Average RPI Loss:	91	RECORD	PCT. RANK	GAMES	SCHEDULE	OF SCHEDULE	RPI	RPI	RPI	RPI
DIV. I ONLY	5- 9	244	4-6	48	136	188	188	13	13	
DIV. I NON-CONF.	4- 5	190	0- 0	27	110	138	138	11	11	
-----										
TOTALS	RPI 1-25	RPI 26-50	W-L RECORDS	RPI 51-100	RPI 101-150	RPI 150+				
5- 9	0- 3	0- 1	OVERALL	0- 0	1- 3	4- 2				
5- 4	0- 1	0- 0	HOME	0- 0	1- 2	4- 1				
0- 5	0- 2	0- 1	AWAY	0- 0	0- 1	0- 1				
0- 0	0- 0	0- 0	NEUTRAL	0- 0	0- 0	0- 0				
4- 5	0- 3	0- 0	NON-CONFERENCE	0- 0	1- 2	3- 0				
4- 2	0- 1	0- 0	HOME	0- 0	1- 1	3- 0				
0- 3	0- 2	0- 0	AWAY	0- 0	0- 1	0- 0				
0- 0	0- 0	0- 0	NEUTRAL	0- 0	0- 0	0- 0				
1- 4	0- 0	0- 1	CONFERENCE	0- 0	0- 1	1- 2				
1- 2	0- 0	0- 0	HOME	0- 0	0- 1	1- 1				
0- 2	0- 0	0- 1	AWAY	0- 0	0- 0	0- 1				
0- 0	0- 0	0- 0	NEUTRAL	0- 0	0- 0	0- 0				

RPI 1-25				RPI 26-50				RPI 51-100				RPI 101+ Team's RPI: 188			
RPI	S	Opponent	Score	RPI	S	Opponent	Score	RPI	S	Opponent	Score	RPI	S	Opponent	Score
10	A	Gonzaga	39 50	41	A	New Mexico	58 70					108	H	Northern Colo.	47 53
13	H	Arizona St.	39 70									127	A	Colorado	40 59
20	A	BYU	42 51									131	H	Fresno St.	55 66
												150	H	Denver	84 79
												153	H	Utah St.	53 72
												201	H	Cornell	56 53
												219	A	Air Force	48 63
												229	H	UNLV	52 49
												255	H	Northern Ariz.	65 54
												298	H	North Florida	61 59
LAST 12 Division I GAMES:															
229	H	UNLV	52 49	153	H	Utah St.	53 72								
150	H	Denver	84 79	41	A	New Mexico	58 70								
20	A	BYU	42 51	219	A	Air Force	48 63								
13	H	Arizona St.	39 70	131	H	Fresno St.	55 66								
255	H	Northern Ariz.	65 54	10	A	Gonzaga	39 50								
298	H	North Florida	61 59	201	H	Cornell	56 53								

Non-Div I Games: Chadron St. 91 38 Eastern N.M. 72 46

Colorado St.

Average RPI Win:	229	WON-LOST	WINNING	LAST 10	STRENGTH OF	OPP. STRENGTH	TEAM	ADJ.	CONF.	ADJ CONF.
Average RPI Loss:	190	RECORD	PCT. RANK	GAMES	SCHEDULE	OF SCHEDULE	RPI	RPI	RPI	RPI
DIV. I ONLY	4- 10	279	2-8	194	284	259	259	11	11	
DIV. I NON-CONF.	4- 9	253	0- 0	210	280	258	258	10	10	
-----										
TOTALS	RPI 1-25	RPI 26-50	W-L RECORDS	RPI 51-100	RPI 101-150	RPI 150+				
4- 10	0- 0	0- 0	OVERALL	0- 1	0- 2	4- 7				
2- 3	0- 0	0- 0	HOME	0- 0	0- 1	2- 2				
2- 7	0- 0	0- 0	AWAY	0- 1	0- 1	2- 5				
0- 0	0- 0	0- 0	NEUTRAL	0- 0	0- 0	0- 0				
4- 9	0- 0	0- 0	NON-CONFERENCE	0- 1	0- 2	4- 6				
2- 3	0- 0	0- 0	HOME	0- 0	0- 1	2- 2				
2- 6	0- 0	0- 0	AWAY	0- 1	0- 1	2- 4				
0- 0	0- 0	0- 0	NEUTRAL	0- 0	0- 0	0- 0				
0- 1	0- 0	0- 0	CONFERENCE	0- 0	0- 0	0- 1				
0- 0	0- 0	0- 0	HOME	0- 0	0- 0	0- 0				
0- 1	0- 0	0- 0	AWAY	0- 0	0- 0	0- 1				
0- 0	0- 0	0- 0	NEUTRAL	0- 0	0- 0	0- 0				

RPI 1-25				RPI 26-50				RPI 51-100				RPI 101+				Team's RPI: 259
RPI	S	Opponent	Score	RPI	S	Opponent	Score	RPI	S	Opponent	Score	RPI	S	Opponent	Score	
								77	A	Boston College	60	74				
												116	H	Houston	72	83
												141	A	Fordham	49	68
												167	A	Illinois	69	76
												179	A	Mercer	72	68
												185	A	Milwaukee	65	78
												192	H	Hampton	88	63
												201	A	Cornell	51	60
												214	H	Cal St. Fullerton	58	61
												234	A	Colgate	71	84
												258	A	Hofstra	65	63
												278	A	Saint Joseph's	61	68
												283	H	Albany (NY)	58	62
												286	H	Army West Point	70	49
LAST 12 Division I GAMES:																
141	A	Fordham	49	68	201	A	Cornell	51	60							
214	H	Cal St. Fullerton	58	61	179	A	Mercer	72	68							
77	A	Boston College	60	74	192	H	Hampton	88	63							
278	A	Saint Joseph's	61	68	283	H	Albany (NY)	58	62							
234	A	Colgate	71	84	167	A	Illinois	69	76							
116	H	Houston	72	83	185	A	Milwaukee	65	78							

Non-Div I Games:

Columbia

Average RPI Win:	348	WON-LOST	WINNING	LAST 10	STRENGTH OF	OPP. STRENGTH	TEAM	ADJ.	CONF.	ADJ CONF.
Average RPI Loss:	177	RECORD	PCT. RANK	GAMES	SCHEDULE	OF SCHEDULE	RPI	RPI	RPI	RPI
DIV. I ONLY	1- 17	347	1-9	116	334	304	304	32	32	
DIV. I NON-CONF.	0- 12	336	0- 0	13	234	242	242	32	32	
-----										
TOTALS	RPI 1-25	RPI 26-50	W-L RECORDS	RPI 51-100	RPI 101-150	RPI 150+				
1- 17	0- 2	0- 1	OVERALL	0- 3	0- 2	1- 9				
0- 4	0- 0	0- 0	HOME	0- 0	0- 0	0- 4				
1- 12	0- 2	0- 1	AWAY	0- 3	0- 2	1- 4				
0- 1	0- 0	0- 0	NEUTRAL	0- 0	0- 0	0- 1				
0- 12	0- 2	0- 1	NON-CONFERENCE	0- 3	0- 2	0- 4				
0- 1	0- 0	0- 0	HOME	0- 0	0- 0	0- 1				
0- 10	0- 2	0- 1	AWAY	0- 3	0- 2	0- 2				
0- 1	0- 0	0- 0	NEUTRAL	0- 0	0- 0	0- 1				
1- 5	0- 0	0- 0	CONFERENCE	0- 0	0- 0	1- 5				
0- 3	0- 0	0- 0	HOME	0- 0	0- 0	0- 3				
1- 2	0- 0	0- 0	AWAY	0- 0	0- 0	1- 2				
0- 0	0- 0	0- 0	NEUTRAL	0- 0	0- 0	0- 0				

RPI 1-25				RPI 26-50				RPI 51-100				RPI 101+ Team's RPI: 304			
RPI	S	Opponent	Score	RPI	S	Opponent	Score	RPI	S	Opponent	Score	RPI	S	Opponent	Score
9	A	Mississippi St.	38 110	39	A	Ohio	62 87	55	A	Old Dominion	51 81	103	A	West Virginia	37 78
25	A	Maryland	36 93					97	A	FGCU	61 93	107	A	Minnesota	52 84
								98	A	Virginia	41 55	156	N	UAB	61 86
												241	A	Marshall	67 88
												243	A	Niagara	69 71
												254	H	Norfolk St.	63 68
												267	A	N. C. A&T	42 66
												306	H	South Carolina St.	59 75
												314	H	UMBC	52 57
												339	H	Savannah St.	70 76
												348	A	Delaware St.	71 57
												349	A	N. C. Central	57 62
LAST 12 Division I GAMES:															
348	A	Delaware St.	71 57	267	A	N. C. A&T	42 66								
339	H	Savannah St.	70 76	349	A	N. C. Central	57 62								
55	A	Old Dominion	51 81	306	H	South Carolina St.	59 75								
156	N	UAB	61 86	254	H	Norfolk St.	63 68								
97	A	FGCU	61 93	107	A	Minnesota	52 84								
243	A	Niagara	69 71	39	A	Ohio	62 87								

Non-Div I Games:

Coppin St.

Average RPI Win: 278  
Average RPI Loss: 167

WON-LOST  
RECORD

WINNING  
PCT. RANK

LAST 10  
GAMES

STRENGTH OF  
SCHEDULE

OPP. STRENGTH  
OF SCHEDULE

TEAM  
RPI

ADJ.  
RPI

CONF.  
RPI

ADJ CONF.  
RPI

DIV. I ONLY	7- 5	131	6-4	313	270	201	201	11	11
DIV. I NON-CONF.	6- 5	143	0- 0	303	294	216	216	10	10
TOTALS	RPI 1-25	RPI 26-50	W-L RECORDS	RPI 51-100	RPI 101-150	RPI 150+			
7- 5	0- 0	0- 0	OVERALL	0- 0	0- 3	7- 2			
6- 0	0- 0	0- 0	HOME	0- 0	0- 0	6- 0			
1- 5	0- 0	0- 0	AWAY	0- 0	0- 3	1- 2			
0- 0	0- 0	0- 0	NEUTRAL	0- 0	0- 0	0- 0			
6- 5	0- 0	0- 0	NON-CONFERENCE	0- 0	0- 3	6- 2			
5- 0	0- 0	0- 0	HOME	0- 0	0- 0	5- 0			
1- 5	0- 0	0- 0	AWAY	0- 0	0- 3	1- 2			
0- 0	0- 0	0- 0	NEUTRAL	0- 0	0- 0	0- 0			
1- 0	0- 0	0- 0	CONFERENCE	0- 0	0- 0	1- 0			
1- 0	0- 0	0- 0	HOME	0- 0	0- 0	1- 0			
0- 0	0- 0	0- 0	AWAY	0- 0	0- 0	0- 0			
0- 0	0- 0	0- 0	NEUTRAL	0- 0	0- 0	0- 0			

RPI 1-25				RPI 26-50				RPI 51-100				RPI 101+				Team's RPI: 201	
RPI	S	Opponent	Score	RPI	S	Opponent	Score	RPI	S	Opponent	Score	RPI	S	Opponent	Score		
												107	A	Minnesota	45	65	
												138	A	Lehigh	54	67	
												145	A	Stony Brook	61	63	
												188	A	Colorado St.	53	56	
												192	H	Hampton	79	53	
												239	H	St. Bonaventure	58	44	
												256	A	Binghamton	61	72	
												259	H	Columbia	60	51	
												283	H	Albany (NY)	48	34	
												290	H	UMass Lowell	63	54	
												332	A	Lafayette	62	59	
												348	H	Delaware St.	94	59	
LAST 12 Division I GAMES:																	
				348	H	Delaware St.	94	59	259	H	Columbia	60	51				
				145	A	Stony Brook	61	63	239	H	St. Bonaventure	58	44				
				138	A	Lehigh	54	67	192	H	Hampton	79	53				
				188	A	Colorado St.	53	56	332	A	Lafayette	62	59				
				107	A	Minnesota	45	65	283	H	Albany (NY)	48	34				
				290	H	UMass Lowell	63	54	256	A	Binghamton	61	72				

Non-Div I Games:

Cornell

Average RPI Win:	165	WON-LOST	WINNING	LAST 10	STRENGTH OF	OPP. STRENGTH	TEAM	ADJ.	CONF.	ADJ CONF.
Average RPI Loss:	37	RECORD	PCT. RANK	GAMES	SCHEDULE	OF SCHEDULE	RPI	RPI	RPI	RPI
DIV. I ONLY	10- 9	160	6-4	37	19	67	67	5	5	
DIV. I NON-CONF.	6- 5	143	0- 0	85	32	81	81	4	4	
-----										
TOTALS	RPI 1-25	RPI 26-50	W-L RECORDS	RPI 51-100	RPI 101-150	RPI 150+				
10- 9	0- 4	1- 2	OVERALL	2- 3	2- 0	5- 0				
4- 4	0- 2	0- 1	HOME	2- 1	0- 0	2- 0				
4- 5	0- 2	1- 1	AWAY	0- 2	1- 0	2- 0				
2- 0	0- 0	0- 0	NEUTRAL	0- 0	1- 0	1- 0				
6- 5	0- 2	0- 2	NON-CONFERENCE	1- 1	1- 0	4- 0				
2- 2	0- 1	0- 1	HOME	1- 0	0- 0	1- 0				
2- 3	0- 1	0- 1	AWAY	0- 1	0- 0	2- 0				
2- 0	0- 0	0- 0	NEUTRAL	0- 0	1- 0	1- 0				
4- 4	0- 2	1- 0	CONFERENCE	1- 2	1- 0	1- 0				
2- 2	0- 1	0- 0	HOME	1- 1	0- 0	1- 0				
2- 2	0- 1	1- 0	AWAY	0- 1	1- 0	0- 0				
0- 0	0- 0	0- 0	NEUTRAL	0- 0	0- 0	0- 0				

RPI 1-25				RPI 26-50				RPI 51-100				Team's RPI: 67				RPI 101+			
RPI	S	Opponent	Score	RPI	S	Opponent	Score	RPI	S	Opponent	Score	RPI	S	Opponent	Score	RPI	S	Opponent	Score
11	H	Drake	69 85	26	A	South Dakota St.	48 74	59	H	Villanova	52 54	106	A	St. John's (NY)	65 63				
15	A	Marquette	67 85	27	H	South Dakota	65 77	72	H	Nebraska	74 65	123	N	South Fla.	83 76				
21	H	Butler	43 75	43	A	DePaul	85 82	74	A	Seton Hall	75 82	171	N	Vanderbilt	75 55				
22	A	Florida St.	52 71					79	A	UNI	55 65	175	H	Xavier	66 62				
								83	H	Georgetown	65 38	268	A	Wichita St.	83 71				
												300	H	Omaha	66 51				
												310	A	North Dakota St.	86 51				
-----																			
LAST 12 Division I GAMES:																			
				83	H	Georgetown	65 38	21	H	Butler	43 75								
				59	H	Villanova	52 54	175	H	Xavier	66 62								
				15	A	Marquette	67 85	106	A	St. John's (NY)	65 63								
				43	A	DePaul	85 82	74	A	Seton Hall	75 82								
				171	N	Vanderbilt	75 55	22	A	Florida St.	52 71								
				123	N	South Fla.	83 76	268	A	Wichita St.	83 71								

Non-Div I Games:

Creighton

Average RPI Win:	273	WON-LOST	WINNING	LAST 10	STRENGTH OF	OPP. STRENGTH	TEAM	ADJ.	CONF.	ADJ CONF.
Average RPI Loss:	143	RECORD	PCT. RANK	GAMES	SCHEDULE	OF SCHEDULE	RPI	RPI	RPI	RPI
DIV. I ONLY	7- 7	165	5-5	290	199	227	227	11	11	
DIV. I NON-CONF.	7- 6	153	0- 1	300	236	232	232	10	10	
-----										
TOTALS	RPI 1-25	RPI 26-50	W-L RECORDS	RPI 51-100	RPI 101-150	RPI 150+				
7- 7	0- 0	0- 1	OVERALL	0- 3	0- 0	7- 3				
5- 1	0- 0	0- 1	HOME	0- 0	0- 0	5- 0				
2- 4	0- 0	0- 0	AWAY	0- 2	0- 0	2- 2				
0- 2	0- 0	0- 0	NEUTRAL	0- 1	0- 0	0- 1				
7- 6	0- 0	0- 1	NON-CONFERENCE	0- 2	0- 0	7- 3				
5- 1	0- 0	0- 1	HOME	0- 0	0- 0	5- 0				
2- 3	0- 0	0- 0	AWAY	0- 1	0- 0	2- 2				
0- 2	0- 0	0- 0	NEUTRAL	0- 1	0- 0	0- 1				
0- 1	0- 0	0- 0	CONFERENCE	0- 1	0- 0	0- 0				
0- 0	0- 0	0- 0	HOME	0- 0	0- 0	0- 0				
0- 1	0- 0	0- 0	AWAY	0- 1	0- 0	0- 0				
0- 0	0- 0	0- 0	NEUTRAL	0- 0	0- 0	0- 0				

RPI	S	Opponent	Score	RPI	S	Opponent	Score	RPI	S	Opponent	Score	RPI	S	Opponent	Score	Team's RPI: 227
36	H	Buffal o	69 75	66	A	Harvard	46 56	163	H	Boston U.	64 44	214	A	Cal St. Fullerton	62 67	
				70	N	Middle Tenn.	58 70	242	A	San Diego	76 78	256	H	Binghamton	63 39	
				77	A	Boston College	68 99	275	A	Vermont	66 42	290	H	UMass Lowell	70 54	
								297	N	UC Santa Barbara	56 62	305	H	Loyola Maryland	54 41	
								308	A	New Hampshire	62 42	312	H	Fairfield	59 46	
-----																
LAST 12 Division I GAMES:																
308	A	New Hampshire	62 42	297	N	UC Santa Barbara	56 62									
36	H	Buffal o	69 75	66	A	Harvard	46 56									
290	H	UMass Lowell	70 54	256	H	Binghamton	63 39									
312	H	Fairfield	59 46	77	A	Boston College	68 99									
163	H	Boston U.	64 44	214	A	Cal St. Fullerton	62 67									
242	A	San Diego	76 78	70	N	Middle Tenn.	58 70									

Non-Div I Games:

Dartmouth

Davidson				Through Games Of Jan. 22, 2019							
Average RPI	Win:	199	WON-LOST	WINNING	LAST 10	STRENGTH OF	OPP. STRENGTH	TEAM	ADJ.	CONF.	ADJ CONF.
Average RPI	Loss:	149	RECORD	PCT. RANK	GAMES	SCHEDULE	OF SCHEDULE	RPI	RPI	RPI	RPI
DIV. I ONLY			9- 8	150	6-4	156	184	147	147	17	17
DIV. I NON-CONF.			5- 7	206	0- 0	136	183	169	169	17	17
-----											
TOTALS		RPI 1-25	RPI 26-50		W-L RECORDS		RPI 51-100	RPI 101-150		RPI 150+	
9- 8		0- 1	1- 0		OVERALL		0- 1	2- 1		6- 5	
5- 2		0- 0	0- 0		HOME		0- 0	1- 1		4- 1	
4- 6		0- 1	1- 0		AWAY		0- 1	1- 0		2- 4	
0- 0		0- 0	0- 0		NEUTRAL		0- 0	0- 0		0- 0	
5- 7		0- 1	1- 0		NON-CONFERENCE		0- 1	1- 1		3- 4	
3- 1		0- 0	0- 0		HOME		0- 0	1- 1		2- 0	
2- 6		0- 1	1- 0		AWAY		0- 1	0- 0		1- 4	
0- 0		0- 0	0- 0		NEUTRAL		0- 0	0- 0		0- 0	
4- 1		0- 0	0- 0		CONFERENCE		0- 0	1- 0		3- 1	
2- 1		0- 0	0- 0		HOME		0- 0	0- 0		2- 1	
2- 0		0- 0	0- 0		AWAY		0- 0	1- 0		1- 0	
0- 0		0- 0	0- 0		NEUTRAL		0- 0	0- 0		0- 0	

RPI 1-25				RPI 26-50				RPI 51-100				RPI 101+ Team's RPI: 147			
RPI	S	Opponent	Score	RPI	S	Opponent	Score	RPI	S	Opponent	Score	RPI	S	Opponent	Score
7	A	NC State	45 75	37	A	Clemson	90 80	88	A	Princeton	57 65	109	H	Appalachian St.	78 81
												139	H	High Point	71 62
												149	A	Duquesne	62 47
												151	H	William & Mary	76 65
												169	A	Charlotte	66 78
												172	A	Rhode Island	77 67
												181	H	Massachusetts	58 70
												189	A	Elon	72 73
												199	H	George Mason	67 59
												200	A	UNC Asheville	56 69
												247	A	Gardner-Webb	49 54
												282	H	Richmond	78 55
												325	H	Presbyterian	83 56
												333	A	Charleston So.	72 34
LAST 12 Division I GAMES:															
199	H	George Mason	67 59	181	H	Massachusetts	58 70								
7	A	NC State	45 75	282	H	Richmond	78 55								
169	A	Charlotte	66 78	172	A	Rhode Island	77 67								
325	H	Presbyterian	83 56	149	A	Duquesne	62 47								
37	A	Clemson	90 80	88	A	Princeton	57 65								
189	A	Elon	72 73	139	H	High Point	71 62								

Non-Div I Games: Queens (NC) 80 47

Davidson



Average RPI Win: 175  
Average RPI Loss: 68

WON-LOST  
RECORD

WINNING  
PCT. RANK

LAST 10  
GAMES

STRENGTH OF  
SCHEDULE

OPP. STRENGTH  
OF SCHEDULE

TEAM  
RPI

ADJ.  
RPI

CONF.  
RPI

ADJ CONF.  
RPI

DIV. I ONLY	9- 7	135	7-3	56	108	87	87	17	17
DIV. I NON-CONF.	5- 6	177	0- 0	14	84	74	74	17	17
-----									
TOTALS	RPI 1-25	RPI 26-50	W-L RECORDS	RPI 51-100	RPI 101-150	RPI 150+			
9- 7	0- 2	2- 0	OVERALL	1- 4	1- 0	5- 1			
7- 1	0- 0	1- 0	HOME	1- 1	1- 0	4- 0			
1- 5	0- 2	0- 0	AWAY	0- 2	0- 0	1- 1			
1- 1	0- 0	1- 0	NEUTRAL	0- 1	0- 0	0- 0			
5- 6	0- 2	2- 0	NON-CONFERENCE	1- 4	0- 0	2- 0			
4- 1	0- 0	1- 0	HOME	1- 1	0- 0	2- 0			
0- 4	0- 2	0- 0	AWAY	0- 2	0- 0	0- 0			
1- 1	0- 0	1- 0	NEUTRAL	0- 1	0- 0	0- 0			
4- 1	0- 0	0- 0	CONFERENCE	0- 0	1- 0	3- 1			
3- 0	0- 0	0- 0	HOME	0- 0	1- 0	2- 0			
1- 1	0- 0	0- 0	AWAY	0- 0	0- 0	1- 1			
0- 0	0- 0	0- 0	NEUTRAL	0- 0	0- 0	0- 0			

RPI 1-25				RPI 26-50				RPI 51-100 Team's RPI: 87				RPI 101+			
RPI	S	Opponent	Score	RPI	S	Opponent	Score	RPI	S	Opponent	Score	RPI	S	Opponent	Score
18	A	South Carolina	55 65	32	N	Georgi a Tech	85 66	53	A	Green Bay	35 51	141	H	Fordham	72 50
25	A	Maryl and	71 82	36	H	Buffal o	72 59	54	H	Northeastern	79 84	181	H	Massachusetts	75 47
								58	A	James Madi son	55 68	198	A	George Washi ngton	45 46
								71	N	Vi rgi ni a Tech	57 69	234	H	Col gate	67 58
								92	H	Tol edo	70 49	239	A	St. Bonaventure	62 49
												273	H	La Salle	84 45
												344	H	Evansvi lle	69 30
LAST 12 Division I GAMES:															
273	H	La Salle	84 45	141	H	Fordham	72 50								
32	N	Georgi a Tech	85 66	239	A	St. Bonaventure	62 49								
71	N	Vi rgi ni a Tech	57 69	198	A	George Washi ngton	45 46								
344	H	Evansvi lle	69 30	181	H	Massachusetts	75 47								
36	H	Buffal o	72 59	18	A	South Carolina	55 65								
58	A	James Madi son	55 68	53	A	Green Bay	35 51								

Non-Div I Games:

Dayton

Average RPI Win: 140

Average RPI Loss: 29

WON-LOST  
RECORDWINNING  
PCT. RANKLAST 10  
GAMESSTRENGTH OF  
SCHEDULEOPP. STRENGTH  
OF SCHEDULETEAM  
RPIADJ.  
RPICONF.  
RPIADJ CONF.  
RPIDIV. I ONLY  
DIV. I NON-CONF.13- 6  
9- 379  
617-3  
0- 058  
908  
1043  
3743  
375  
45  
4

TOTALS

RPI 1-25

RPI 26-50

W-L RECORDS

RPI 51-100

RPI 101-150

RPI 150+

13- 6

0- 4

1- 0

OVERALL

6- 2

2- 0

4- 0

7- 3

0- 1

0- 0

HOME

3- 2

1- 0

3- 0

4- 2

0- 2

0- 0

AWAY

2- 0

1- 0

1- 0

2- 1

0- 1

1- 0

NEUTRAL

1- 0

0- 0

0- 0

9- 3

0- 3

1- 0

NON-CONFERENCE

3- 0

1- 0

4- 0

5- 1

0- 1

0- 0

HOME

2- 0

0- 0

3- 0

2- 1

0- 1

0- 0

AWAY

0- 0

1- 0

1- 0

2- 1

0- 1

1- 0

NEUTRAL

1- 0

0- 0

0- 0

4- 3

0- 1

0- 0

CONFERENCE

3- 2

1- 0

0- 0

2- 2

0- 0

0- 0

HOME

1- 2

1- 0

0- 0

2- 1

0- 1

0- 0

AWAY

2- 0

0- 0

0- 0

0- 0

0- 0

0- 0

NEUTRAL

0- 0

0- 0

0- 0

RPI 1-25

RPI	S	Opponent	Score
1	H	Notre Dame	77 101
6	N	Syracuse	81 83
8	A	UConn	63 99
15	A	Marquette	63 96

RPI 26-50

Team's RPI: 43

RPI	S	Opponent	Score
42	N	Kansas St.	79 59

RPI 51-100

RPI	S	Opponent	Score
53	H	Green Bay	73 64
59	A	Villanova	66 59
67	H	Creighton	82 85
74	H	Seton Hall	73 84
80	H	Northwestern	76 60
83	A	Georgetown	69 64
86	H	Providence	88 62
88	N	Princeton	82 67

RPI 101+

RPI	S	Opponent	Score
106	H	St. John's (NY)	73 64
137	A	Oklahoma	87 76
221	A	Loyola Chicago	102 76
231	H	Temple	102 88
301	H	Tennessee St.	95 73
339	H	Savannah St.	124 61

LAST 12 Division I GAMES:

15	A	Marquette	63 96	74	H	Seton Hall	73 84
86	H	Providence	88 62	106	H	St. John's (NY)	73 64
67	H	Creighton	82 85	59	A	Villanova	66 59
221	A	Loyola Chicago	102 76	83	A	Georgetown	69 64
301	H	Tennessee St.	95 73	80	H	Northwestern	76 60
137	A	Oklahoma	87 76	231	H	Temple	102 88

Non-Div I Games:

DePaul

Delaware

Delaware					Through Games Of Jan. 22, 2019										
Average RPI	Win:	279	WON-LOST	WINNING	LAST 10	STRENGTH OF	OPP. STRENGTH	TEAM	ADJ.	CONF.	ADJ CONF.				
Average RPI	Loss:	104	RECORD	PCT. RANK	GAMES	SCHEDULE	OF SCHEDULE	RPI	RPI	RPI	RPI				
DIV. I ONLY	6- 11	247	3-7	77	269	191	191	10	10						
DIV. I NON-CONF.	5- 7	206	1- 0	126	317	202	202	13	13						
-----															
TOTALS		RPI 1-25	RPI 26-50	W-L RECORDS		RPI 51-100	RPI 101-150	RPI 150+							
6- 11	0- 2	0- 0	OVERALL	0- 3	0- 2	6- 4									
2- 5	0- 2	0- 0	HOME	0- 1	0- 2	2- 0									
2- 4	0- 0	0- 0	AWAY	0- 2	0- 0	2- 2									
2- 2	0- 0	0- 0	NEUTRAL	0- 0	0- 0	2- 2									
5- 7	0- 2	0- 0	NON-CONFERENCE	0- 1	0- 0	5- 4									
2- 2	0- 2	0- 0	HOME	0- 0	0- 0	2- 0									
1- 3	0- 0	0- 0	AWAY	0- 1	0- 0	1- 2									
2- 2	0- 0	0- 0	NEUTRAL	0- 0	0- 0	2- 2									
1- 4	0- 0	0- 0	CONFERENCE	0- 2	0- 2	1- 0									
0- 3	0- 0	0- 0	HOME	0- 1	0- 2	0- 0									
1- 1	0- 0	0- 0	AWAY	0- 1	0- 0	1- 0									
0- 0	0- 0	0- 0	NEUTRAL	0- 0	0- 0	0- 0									
-----															
RPI 1-25				RPI 26-50				RPI 51-100				RPI 101+ Team's RPI: 191			
RPI	S	Opponent	Score	RPI	S	Opponent	Score	RPI	S	Opponent	Score	RPI	S	Opponent	Score
17	H	UCF	60 71					54	A	Northeastern	62 75	102	H	Towson	48 56
25	H	Maryl and	53 77					58	H	James Madi son	43 68	122	H	Drexel	40 57
								79	A	UNI	67 79	152	N	Montana St.	60 69
												163	A	Boston U.	61 72
												173	N	Bradley	47 59
												199	A	George Mason	46 72
												212	N	Nicholls St.	71 56
												247	H	Gardner-Webb	69 45
												258	A	Hofstra	78 59
												278	H	Saint Joseph's	48 39
												332	N	Lafayette	65 47
												348	A	Del aware St.	85 77
-----															
LAST 12 Division I GAMES:															
122	H	Drexel	40 57	332	N	Lafayette	65 47								
102	H	Towson	48 56	212	N	Nicholls St.	71 56								
58	H	James Madi son	43 68	54	A	Northeastern	62 75								
278	H	Saint Joseph's	48 39	258	A	Hofstra	78 59								
25	H	Maryl and	53 77	17	H	UCF	60 71								
247	H	Gardner-Webb	69 45	199	A	George Mason	46 72								

Delaware

Non-Div I Games:

Del aware

Average RPI Win:	349	WON-LOST	WINNING	LAST 10	STRENGTH OF	OPP. STRENGTH	TEAM	ADJ.	CONF.	ADJ CONF.
Average RPI Loss:	215	RECORD	PCT. RANK	GAMES	SCHEDULE	OF SCHEDULE	RPI	RPI	RPI	RPI
DIV. I ONLY	1- 14	340	1-9	315	335	348	348	32	32	
DIV. I NON-CONF.	0- 9	336	0- 0	183	266	340	340	32	32	
-----										
TOTALS	RPI 1-25	RPI 26-50	W-L RECORDS	RPI 51-100	RPI 101-150	RPI 150+				
1- 14	0- 0	0- 0	OVERALL	0- 1	0- 2	1- 11				
1- 4	0- 0	0- 0	HOME	0- 1	0- 0	1- 3				
0- 10	0- 0	0- 0	AWAY	0- 0	0- 2	0- 8				
0- 0	0- 0	0- 0	NEUTRAL	0- 0	0- 0	0- 0				
0- 9	0- 0	0- 0	NON-CONFERENCE	0- 1	0- 2	0- 6				
0- 2	0- 0	0- 0	HOME	0- 1	0- 0	0- 1				
0- 7	0- 0	0- 0	AWAY	0- 0	0- 2	0- 5				
0- 0	0- 0	0- 0	NEUTRAL	0- 0	0- 0	0- 0				
1- 5	0- 0	0- 0	CONFERENCE	0- 0	0- 0	1- 5				
1- 2	0- 0	0- 0	HOME	0- 0	0- 0	1- 2				
0- 3	0- 0	0- 0	AWAY	0- 0	0- 0	0- 3				
0- 0	0- 0	0- 0	NEUTRAL	0- 0	0- 0	0- 0				

RPI 1-25				RPI 26-50				RPI 51-100				RPI 101+				Team's RPI: 348
RPI	S	Opponent	Score	RPI	S	Opponent	Score	RPI	S	Opponent	Score	RPI	S	Opponent	Score	
								58	H	James Madison	57	106	A	St. John's (NY)	44	82
												126	A	VCU	55	97
												175	A	Xavier	59	80
												191	H	Delaware	77	85
												201	A	Cornell	59	94
												231	A	Temple	61	75
												237	A	Robert Morris	63	64
												241	A	Marshall	63	75
												254	A	Norfolk St.	50	63
												267	H	N. C. A&T	47	67
												277	A	Bethune-Cookman	55	67
												304	H	Coppin St.	57	71
												346	A	Florida A&M	52	57
												349	H	N. C. Central	71	61
LAST 12 Division I GAMES:																
304	H	Coppin St.	57	71	346	A	Florida A&M	52	57							
254	A	Norfolk St.	50	63	277	A	Bethune-Cookman	55	67							
126	A	VCU	55	97	349	H	N. C. Central	71	61							
241	A	Marshall	63	75	267	H	N. C. A&T	47	67							
237	A	Robert Morris	63	64	175	A	Xavier	59	80							
201	A	Cornell	59	94	106	A	St. John's (NY)	44	82							

Non-Div I Games: Post 65 53 Cheyney 79 59

Delaware St.

Average RPI Win: 184	WON-LOST RECORD	WINNING PCT. RANK	LAST 10 GAMES	STRENGTH OF SCHEDULE	OPP. STRENGTH OF SCHEDULE	TEAM RPI	ADJ. RPI	CONF. RPI	ADJ CONF. RPI
Average RPI Loss: 139									
DIV. I ONLY	12- 8	118	5-5	227	103	150	150	18	18
DIV. I NON-CONF.	7- 6	153	0- 0	244	51	181	181	16	16
-----									
TOTALS	RPI 1-25	RPI 26-50	W-L RECORDS	RPI 51-100	RPI 101-150	RPI 150+			
12- 8	0- 0	1- 1	OVERALL	1- 2	2- 1	8- 4			
10- 1	0- 0	1- 0	HOME	1- 0	2- 0	6- 1			
2- 7	0- 0	0- 1	AWAY	0- 2	0- 1	2- 3			
0- 0	0- 0	0- 0	NEUTRAL	0- 0	0- 0	0- 0			
7- 6	0- 0	0- 0	NON-CONFERENCE	1- 2	2- 1	4- 3			
6- 1	0- 0	0- 0	HOME	1- 0	2- 0	3- 1			
1- 5	0- 0	0- 0	AWAY	0- 2	0- 1	1- 2			
0- 0	0- 0	0- 0	NEUTRAL	0- 0	0- 0	0- 0			
5- 2	0- 0	1- 1	CONFERENCE	0- 0	0- 0	4- 1			
4- 0	0- 0	1- 0	HOME	0- 0	0- 0	3- 0			
1- 2	0- 0	0- 1	AWAY	0- 0	0- 0	1- 1			
0- 0	0- 0	0- 0	NEUTRAL	0- 0	0- 0	0- 0			

RPI 1-25				RPI 26-50				RPI 51-100				RPI 101+				Team's RPI: 150	
RPI	S	Opponent	Score	RPI	S	Opponent	Score	RPI	S	Opponent	Score	RPI	S	Opponent	Score		
26	A	South Dakota St.	59 76	26	A	South Dakota St.	59 76	60	H	Lamar University	117 110	108	A	Northern Colo.	66 74		
27	H	South Dakota	104 99	27	H	South Dakota	104 99	72	A	Nebraska	71 96	125	H	American	83 54		
								78	A	Wyoming	74 78	132	H	Loyola Marymount	104 75		
												170	H	Oral Roberts	93 76		
												178	A	New Mexico St.	64 66		
												188	A	Colorado St.	79 84		
												193	H	UMKC	92 75		
												210	A	Southern Utah	71 70		
												217	H	North Dakota	87 66		
												219	H	Air Force	92 66		
												226	H	Samford	83 87		
												239	A	Western Ill.	78 87		
												239	H	St. Bonaventure	76 62		
												300	A	Omaha	95 68		
												310	H	North Dakota St.	81 54		
LAST 12 Division I GAMES:																	
				27	H	South Dakota	104 99					170	H	Oral Roberts	93 76		
				239	A	Western Ill.	78 87					310	H	North Dakota St.	81 54		
				300	A	Omaha	95 68					26	A	South Dakota St.	59 76		
				188	A	Colorado St.	79 84					217	H	North Dakota	87 66		
				226	H	Samford	83 87					178	A	New Mexico St.	64 66		
				72	A	Nebraska	71 96					210	A	Southern Utah	71 70		

Non-Div I Games:

Denver

Average RPI Win:	338	WON-LOST	WINNING	LAST 10	STRENGTH OF	OPP. STRENGTH	TEAM	ADJ.	CONF.	ADJ CONF.
Average RPI Loss:	176	RECORD	PCT. RANK	GAMES	SCHEDULE	OF SCHEDULE	RPI	RPI	RPI	RPI

DIV. I ONLY	2- 15	335	1-9	270	239	330	330	20	20
DIV. I NON-CONF.	1- 9	326	0- 0	247	263	325	325	18	18
TOTALS	RPI 1-25	RPI 26-50	W-L RECORDS	RPI 51-100	RPI 101-150	RPI 150+			
2- 15	0- 0	0- 0	OVERALL	0- 5	0- 1	2- 9			
0- 7	0- 0	0- 0	HOME	0- 2	0- 1	0- 4			
2- 8	0- 0	0- 0	AWAY	0- 3	0- 0	2- 5			
0- 0	0- 0	0- 0	NEUTRAL	0- 0	0- 0	0- 0			
1- 9	0- 0	0- 0	NON-CONFERENCE	0- 4	0- 0	1- 5			
0- 3	0- 0	0- 0	HOME	0- 1	0- 0	0- 2			
1- 6	0- 0	0- 0	AWAY	0- 3	0- 0	1- 3			
0- 0	0- 0	0- 0	NEUTRAL	0- 0	0- 0	0- 0			
1- 6	0- 0	0- 0	CONFERENCE	0- 1	0- 1	1- 4			
0- 4	0- 0	0- 0	HOME	0- 1	0- 1	0- 2			
1- 2	0- 0	0- 0	AWAY	0- 0	0- 0	1- 2			
0- 0	0- 0	0- 0	NEUTRAL	0- 0	0- 0	0- 0			

RPI 1-25	RPI 26-50	RPI 51-100	RPI 101+	Team's RPI: 330
RPI S Opponent Score	RPI S Opponent Score	RPI S Opponent Score	RPI S Opponent Score	
		53 H Green Bay 40 65	120 H Youngstown St. 59 85	
		61 A Mi chi gan 62 95	154 A IUPUI 47 82	
		92 A Toledo 60 77	184 A Eastern Mi ch. 53 60	
		95 H Mi ami (OH) 59 78	185 H Mi lwaukee 44 62	
		99 A Ohi o St. 41 55	221 A Loyol a Chi cago 43 52	
			230 A Bowl ing Green 73 79	
			266 H Cle veland St. 49 67	
			292 H Western Mi ch. 44 54	
			295 A Oakl and 67 74	
			300 H Omaha 42 51	
			335 A UI C 42 36	
			341 A Manhattan 58 56	
LAST 12 Division I GAMES:				
295 A Oakl and 67 74	185 H Mi lwaukee 44 62			
266 H Cle veland St. 49 67	53 H Green Bay 40 65			
120 H Youngstown St. 59 85	335 A UI C 42 36			
92 A Toledo 60 77	154 A IUPUI 47 82			
230 A Bowl ing Green 73 79	184 A Eastern Mi ch. 53 60			
292 H Western Mi ch. 44 54	300 H Omaha 42 51			

Non-Div I Games: Mi ch. -Dearborn 68 60

Detroit Mercy

Average RPI Win:	130	WON-LOST	WINNING	LAST 10	STRENGTH OF	OPP. STRENGTH	TEAM	ADJ.	CONF.	ADJ CONF.
Average RPI Loss:	13	RECORD	PCT. RANK	GAMES	SCHEDULE	OF SCHEDULE	RPI	RPI	RPI	RPI
DIV. I ONLY	12- 4	46	7-3	10	22	11	11	12	12	
DIV. I NON-CONF.	7- 4	109	1- 0	5	1	12	12	14	14	
-----										
TOTALS	RPI 1-25	RPI 26-50	W-L RECORDS	RPI 51-100	RPI 101-150	RPI 150+				
12- 4	2- 3	1- 1	OVERALL	3- 0	0- 0	6- 0				
4- 1	0- 1	1- 0	HOME	0- 0	0- 0	3- 0				
6- 2	0- 1	0- 1	AWAY	3- 0	0- 0	3- 0				
2- 1	2- 1	0- 0	NEUTRAL	0- 0	0- 0	0- 0				
7- 4	2- 3	1- 1	NON-CONFERENCE	2- 0	0- 0	2- 0				
2- 1	0- 1	1- 0	HOME	0- 0	0- 0	1- 0				
3- 2	0- 1	0- 1	AWAY	2- 0	0- 0	1- 0				
2- 1	2- 1	0- 0	NEUTRAL	0- 0	0- 0	0- 0				
5- 0	0- 0	0- 0	CONFERENCE	1- 0	0- 0	4- 0				
2- 0	0- 0	0- 0	HOME	0- 0	0- 0	2- 0				
3- 0	0- 0	0- 0	AWAY	1- 0	0- 0	2- 0				
0- 0	0- 0	0- 0	NEUTRAL	0- 0	0- 0	0- 0				

RPI	S	Opponent	Score	RPI	S	Opponent	Score	RPI	S	Opponent	Score	RPI	S	Opponent	Score
1	N	Notre Dame	64 82	26	A	South Dakota St.	71 80	67	A	Creighton	85 69	155	H	CSUN	73 63
12	H	Iowa	82 91	27	H	South Dakota	76 64	72	A	Nebraska	83 77	173	A	Bradley	92 63
14	A	Iowa St.	81 86					79	A	UNI	88 64	183	A	Illinois St.	82 64
16	N	Rutgers	69 59									221	H	Loyola Chicago	69 60
18	N	South Carolina	90 85									239	A	Western Ill.	98 71
												309	H	Valparaiso	84 53
-----															
LAST 12 Division I GAMES:															
221	H	Loyola Chicago	69 60	18	N	South Carolina	90 85	1	N	Notre Dame	64 82	79	A	UNI	88 64
183	A	Illinois St.	82 64					309	H	Valparaiso	84 53	67	A	Creighton	85 69
173	A	Bradley	92 63					16	N	Rutgers	69 59				
12	H	Iowa	82 91												
14	A	Iowa St.	81 86												
26	A	South Dakota St.	71 80												

Non-Div I Games: Clarke 91 43

Drake

Average RPI	Win: 228	WON-LOST	WINNING	LAST 10	STRENGTH OF	OPP. STRENGTH	TEAM	ADJ.	CONF.	ADJ CONF.
Average RPI	Loss: 78	RECORD	PCT. RANK	GAMES	SCHEDULE	OF SCHEDULE	RPI	RPI	RPI	RPI
DIV. I ONLY	11- 5	76	6-4	162	202	122	122	10	10	
DIV. I NON-CONF.	8- 3	71	1- 0	232	244	128	128	13	13	
-----										
TOTALS	RPI 1-25	RPI 26-50	W-L RECORDS	RPI 51-100	RPI 101-150	RPI 150+				
11- 5	0- 0	0- 0	OVERALL	2- 4	0- 1	9- 0				
3- 4	0- 0	0- 0	HOME	1- 3	0- 1	2- 0				
7- 0	0- 0	0- 0	AWAY	1- 0	0- 0	6- 0				
1- 1	0- 0	0- 0	NEUTRAL	0- 1	0- 0	1- 0				
8- 3	0- 0	0- 0	NON-CONFERENCE	1- 3	0- 0	7- 0				
3- 2	0- 0	0- 0	HOME	1- 2	0- 0	2- 0				
4- 0	0- 0	0- 0	AWAY	0- 0	0- 0	4- 0				
1- 1	0- 0	0- 0	NEUTRAL	0- 1	0- 0	1- 0				
3- 2	0- 0	0- 0	CONFERENCE	1- 1	0- 1	2- 0				
0- 2	0- 0	0- 0	HOME	0- 1	0- 1	0- 0				
3- 0	0- 0	0- 0	AWAY	1- 0	0- 0	2- 0				
0- 0	0- 0	0- 0	NEUTRAL	0- 0	0- 0	0- 0				

RPI 1-25				RPI 26-50				RPI 51-100				RPI 101+				Team's RPI: 122
RPI	S	Opponent	Score	RPI	S	Opponent	Score	RPI	S	Opponent	Score	RPI	S	Opponent	Score	
								52	H	Bucknell	64 42	102	H	Towson	54	55
								54	A	Northeastern	61 59	191	A	Delaware	57	40
								58	H	James Madison	35	51	H	Gardner-Webb	65	48
								69	H	Quinnipiac	52	56	A	Hofstra	61	49
								81	N	Wright St.	63	71	N	Siena	51	39
								82	H	Penn	39	55	A	La Salle	58	43
												275	A	Vermont	60	44
												278	H	Saint Joseph's	51	34
												282	A	Richmond	58	35
												341	A	Manhattan	53	39
LAST 12 Division I GAMES:																
				58	H	James Madison	35	51	275	A	Vermont	60	44			
				102	H	Towson	54	55	258	A	Hofstra	61	49			
				282	A	Richmond	58	35	54	A	Northeastern	61	59			
				82	H	Penn	39	55	191	A	Delaware	57	40			
				247	H	Gardner-Webb	65	48	341	A	Manhattan	53	39			
				81	N	Wright St.	63	71	273	A	La Salle	58	43			

Non-Div I Games:

Drexel



D  
u  
k  
e

D  
u  
k  
e

### Non-Div I Games:

D  
u  
q  
u  
e  
s  
n  
e

Duquesne				Through Games Of Jan. 22, 2019							
Average RPI	Win:	213	WON-LOST	WINNING	LAST 10	STRENGTH OF	OPP. STRENGTH	TEAM	ADJ.	CONF.	ADJ CONF.
Average RPI	Loss:	88	RECORD	PCT. RANK	GAMES	SCHEDULE	OF SCHEDULE	RPI	RPI	RPI	RPI
DIV. I ONLY			10- 8	143	6-4	182	74	149	149	17	17
DIV. I NON-CONF.			6- 7	172	0- 0	109	30	130	130	17	17
-----											
TOTALS		RPI 1-25		RPI 26-50	W-L RECORDS	RPI 51-100		RPI 101-150		RPI 150+	
10- 8		0- 3		0- 0	OVERALL	1- 3		1- 1		8- 1	
5- 3		0- 1		0- 0	HOME	0- 1		0- 1		5- 0	
5- 3		0- 1		0- 0	AWAY	1- 2		1- 0		3- 0	
0- 2		0- 1		0- 0	NEUTRAL	0- 0		0- 0		0- 1	
6- 7		0- 3		0- 0	NON-CONFERENCE	1- 3		1- 0		4- 1	
3- 2		0- 1		0- 0	HOME	0- 1		0- 0		3- 0	
3- 3		0- 1		0- 0	AWAY	1- 2		1- 0		1- 0	
0- 2		0- 1		0- 0	NEUTRAL	0- 0		0- 0		0- 1	
4- 1		0- 0		0- 0	CONFERENCE	0- 0		0- 1		4- 0	
2- 1		0- 0		0- 0	HOME	0- 0		0- 1		2- 0	
2- 0		0- 0		0- 0	AWAY	0- 0		0- 0		2- 0	
0- 0		0- 0		0- 0	NEUTRAL	0- 0		0- 0		0- 0	

RPI 1-25				RPI 26-50				RPI 51-100				RPI 101+ Team's RPI: 149			
RPI	S	Opponent	Score	RPI	S	Opponent	Score	RPI	S	Opponent	Score	RPI	S	Opponent	Score
6	N	Syracuse	71 87					63	A	TCU	48 61	111	A	Penn St.	64 58
17	H	UCF	63 71					76	A	Kent St.	77 72	147	H	Davi dson	47 62
23	A	Texas	41 78					90	H	Pi ttsburgh	58 66	199	A	George Mason	60 57
								92	A	Toledo	52 65	231	H	Temple	54 53
												232	H	ETSU	66 58
												233	H	Mt. St. Mary' s	73 64
												239	A	St. Bonaventure	60 54
												253	A	Saint Francis (PA)	93 73
												263	N	Liberty	51 55
												278	H	Sai nt Joseph' s	81 73
												282	H	Ri chmond	80 54
-----															
LAST 12 Division I GAMES:															
239	A	St. Bonaventure	60 54	282	H	Ri chmond	80 54								
231	H	Temple	54 53	278	H	Sai nt Joseph' s	81 73								
90	H	Pi ttsburgh	58 66	199	A	George Mason	60 57								
263	N	Liberty	51 55	147	H	Davi dson	47 62								
6	N	Syracuse	71 87	17	H	UCF	63 71								
232	H	ETSU	66 58	111	A	Penn St.	64 58								

Non-Di v I Games:

Duquesne

D  
u  
q  
u  
e  
s  
n  
e

Average RPI Win:	224	WON-LOST	WINNING	LAST 10	STRENGTH OF	OPP. STRENGTH	TEAM	ADJ.	CONF.	ADJ CONF.
Average RPI Loss:	113	RECORD	PCT. RANK	GAMES	SCHEDULE	OF SCHEDULE	RPI	RPI	RPI	RPI
DIV. I ONLY	4- 15	306	3-7	57	154	232	232	24	24	
DIV. I NON-CONF.	2- 14	319	0- 2	39	130	250	250	25	25	
-----										
TOTALS	RPI 1-25	RPI 26-50	W-L RECORDS	RPI 51-100	RPI 101-150	RPI 150+				
4- 15	0- 2	0- 2	OVERALL	0- 1	1- 8	3- 2				
4- 4	0- 0	0- 0	HOME	0- 1	1- 2	3- 1				
0- 8	0- 0	0- 2	AWAY	0- 0	0- 5	0- 1				
0- 3	0- 2	0- 0	NEUTRAL	0- 0	0- 1	0- 0				
2- 14	0- 2	0- 2	NON-CONFERENCE	0- 1	1- 7	1- 2				
2- 4	0- 0	0- 0	HOME	0- 1	1- 2	1- 1				
0- 7	0- 0	0- 2	AWAY	0- 0	0- 4	0- 1				
0- 3	0- 2	0- 0	NEUTRAL	0- 0	0- 1	0- 0				
2- 1	0- 0	0- 0	CONFERENCE	0- 0	0- 1	2- 0				
2- 0	0- 0	0- 0	HOME	0- 0	0- 0	2- 0				
0- 1	0- 0	0- 0	AWAY	0- 0	0- 1	0- 0				
0- 0	0- 0	0- 0	NEUTRAL	0- 0	0- 0	0- 0				

RPI 1-25				RPI 26-50				RPI 51-100				RPI 101+ Team's RPI: 232			
RPI	S	Opponent	Score	RPI	S	Opponent	Score	RPI	S	Opponent	Score	RPI	S	Opponent	Score
16	N	Rutgers	44 68	28	A	Michigan St.	53 75	89	H	Troy	66 84	109	H	Appalachian St.	95 64
18	N	South Carolina	55 101	45	A	Tennessee	61 80					110	N	Western Ky.	68 82
												114	A	Cincinnati	64 77
												116	H	Houston	77 84
												128	A	Chattanooga	67 76
												139	A	South Alabama	74 81
												139	H	High Point	65 73
												142	A	Radford	64 79
												149	A	Duquesne	58 66
												200	A	UNC Asheville	55 56
												246	H	Furman	75 70
												263	H	Liberty	86 89
												267	H	N.C. A&T	61 56
												272	H	Wofford	92 79
LAST 12 Division I GAMES:															
128	A	Chattanooga	67 76	16	N	Rutgers	44 68								
139	H	High Point	65 73	110	N	Western Ky.	68 82								
45	A	Tennessee	61 80	272	H	Wofford	92 79								
149	A	Duquesne	58 66	246	H	Furman	75 70								
267	H	N.C. A&T	61 56	263	H	Liberty	86 89								
200	A	UNC Asheville	55 56	116	H	Houston	77 84								

Non-Div I Games:

ETSU

Average RPI Win: 273		WON-LOST RECORD		WINNING PCT. RANK		LAST 10 GAMES		STRENGTH OF SCHEDULE		OPP. STRENGTH OF SCHEDULE		TEAM RPI		ADJ. RPI		CONF. RPI		ADJ. CONF. RPI	
Average RPI Loss: 138																			
DIV. I ONLY		10- 7		124		5-5		300		235		222		222		9		9	
DIV. I NON-CONF.		9- 4		85		0- 0		327		267		208		208		9		9	
TOTALS		RPI 1-25		RPI 26-50		W-L RECORDS		RPI 51-100		RPI 101-150		RPI 150+							
10- 7		0- 0		0- 0		OVERALL		0- 2		1- 2		9- 3							
8- 2		0- 0		0- 0		HOME		0- 0		1- 2		7- 0							
0- 5		0- 0		0- 0		AWAY		0- 2		0- 0		0- 3							
2- 0		0- 0		0- 0		NEUTRAL		0- 0		0- 0		2- 0							
9- 4		0- 0		0- 0		NON-CONFERENCE		0- 1		1- 1		8- 2							
7- 1		0- 0		0- 0		HOME		0- 0		1- 1		6- 0							
0- 3		0- 0		0- 0		AWAY		0- 1		0- 0		0- 2							
2- 0		0- 0		0- 0		NEUTRAL		0- 0		0- 0		2- 0							
1- 3		0- 0		0- 0		CONFERENCE		0- 1		0- 1		1- 1							
1- 1		0- 0		0- 0		HOME		0- 0		0- 1		1- 0							
0- 2		0- 0		0- 0		AWAY		0- 1		0- 0		0- 1							
0- 0		0- 0		0- 0		NEUTRAL		0- 0		0- 0		0- 0							

[illegible]

### Non-Div I Games:

East Carolina

Loss, Non-Conf, S Site, H Home A Away N Neutral

Average RPI Win:	233	WON-LOST	WINNING	LAST 10	STRENGTH OF	OPP. STRENGTH	TEAM	ADJ.	CONF.	ADJ CONF.
Average RPI Loss:	175	RECORD	PCT. RANK	GAMES	SCHEDULE	OF SCHEDULE	RPI	RPI	RPI	RPI
DIV. I ONLY	5- 9	244	4-6	176	316	250	250	22	22	
DIV. I NON-CONF.	3- 5	227	0- 0	186	269	218	218	20	20	
-----										
TOTALS	RPI 1-25	RPI 26-50	W-L RECORDS	RPI 51-100	RPI 101-150	RPI 150+				
5- 9	0- 1	0- 0	OVERALL	0- 1	1- 1	4- 6				
4- 2	0- 0	0- 0	HOME	0- 0	1- 0	3- 2				
0- 7	0- 1	0- 0	AWAY	0- 1	0- 1	0- 4				
1- 0	0- 0	0- 0	NEUTRAL	0- 0	0- 0	1- 0				
3- 5	0- 1	0- 0	NON-CONFERENCE	0- 1	0- 0	3- 3				
2- 0	0- 0	0- 0	HOME	0- 0	0- 0	2- 0				
0- 5	0- 1	0- 0	AWAY	0- 1	0- 0	0- 3				
1- 0	0- 0	0- 0	NEUTRAL	0- 0	0- 0	1- 0				
2- 4	0- 0	0- 0	CONFERENCE	0- 0	1- 1	1- 3				
2- 2	0- 0	0- 0	HOME	0- 0	1- 0	1- 2				
0- 2	0- 0	0- 0	AWAY	0- 0	0- 1	0- 1				
0- 0	0- 0	0- 0	NEUTRAL	0- 0	0- 0	0- 0				

RPI 1-25				RPI 26-50				RPI 51-100				RPI 101+				Team's RPI: 250
RPI	S	Opponent	Score	RPI	S	Opponent	Score	RPI	S	Opponent	Score	RPI	S	Opponent	Score	
21	A	Butler	37 72					93	A	Northern Ill.	59 78	105	A	Tennessee Tech	88 99	
												144	H	UT Martin	77 71	
												158	H	Indiana St.	63 39	
												168	A	Southern Ill.	59 73	
												173	A	Bradley	64 67	
												195	A	Jacksonville St.	49 78	
												202	H	SIUE	56 65	
												239	N	Western Ill.	64 62	
												285	H	Murray St.	75 67	
												309	A	Valparaiso	60 62	
												313	H	Austin Peay	60 73	
												338	H	Purdue Fort Wayne	72 63	
LAST 12 Division I GAMES:																
202	H	SIUE	56 65	313	H	Austin Peay	60 73									
144	H	UT Martin	77 71	285	H	Murray St.	75 67									
158	H	Indiana St.	63 39	105	A	Tennessee Tech	88 99									
93	A	Northern Ill.	59 78	195	A	Jacksonville St.	49 78									
168	A	Southern Ill.	59 73	309	A	Valparaiso	60 62									
239	N	Western Ill.	64 62	173	A	Bradley	64 67									

Non-Div I Games: Lincoln Christian 97 34 Eureka 104 48 Oakland City 102 43

Eastern III.

Average RPI Win:	0	WON-LOST	WINNING	LAST 10	STRENGTH OF	OPP. STRENGTH	TEAM	ADJ.	CONF.	ADJ CONF.
Average RPI Loss:	172	RECORD	PCT. RANK	GAMES	SCHEDULE	OF SCHEDULE	RPI	RPI	RPI	RPI
DIV. I ONLY	0- 15	350	2-8	111	299	326	326	22	22	
DIV. I NON-CONF.	0- 9	336	0- 1	19	310	266	266	20	20	
<hr/>										
TOTALS	RPI 1-25	RPI 26-50	W-L RECORDS	RPI 51-100	RPI 101-150	RPI 150+				
0- 15	0- 1	0- 1	OVERALL	0- 2	0- 3	0- 8				
0- 4	0- 0	0- 0	HOME	0- 0	0- 1	0- 3				
0- 9	0- 0	0- 1	AWAY	0- 2	0- 1	0- 5				
0- 2	0- 1	0- 0	NEUTRAL	0- 0	0- 1	0- 0				
0- 9	0- 1	0- 1	NON-CONFERENCE	0- 1	0- 2	0- 4				
0- 2	0- 0	0- 0	HOME	0- 0	0- 0	0- 2				
0- 5	0- 0	0- 1	AWAY	0- 1	0- 1	0- 2				
0- 2	0- 1	0- 0	NEUTRAL	0- 0	0- 1	0- 0				
0- 6	0- 0	0- 0	CONFERENCE	0- 1	0- 1	0- 4				
0- 2	0- 0	0- 0	HOME	0- 0	0- 1	0- 1				
0- 4	0- 0	0- 0	AWAY	0- 1	0- 0	0- 3				
0- 0	0- 0	0- 0	NEUTRAL	0- 0	0- 0	0- 0				

RPI 1-25				RPI 26-50				RPI 51-100				RPI 101+ Team's RPI: 326			
RPI	S	Opponent	Score	RPI	S	Opponent	Score	RPI	S	Opponent	Score	RPI	S	Opponent	Score
22	N	Florida St.	45 62	39	A	Ohio	60 100	75	A	Belmont	43 69	103	A	West Virginia	29 78
								95	A	Miami (OH)	44 60	103	N	West Virginia	39 81
												144	H	UT Martin	61 87
												180	A	Akron	54 63
												199	H	George Mason	75 91
												208	H	Saint Louis	43 70
												220	H	Southeast Mo. St.	42 52
												285	A	Murray St.	63 81
												292	A	Western Mich.	53 64
												301	A	Tennessee St.	38 60
												313	A	Austin Peay	65 100
<hr/>															
LAST 12 Division I GAMES:															
301	A	Tennessee St.	38 60	103	N	West Virginia	39 81								
285	A	Murray St.	63 81	220	H	Southeast Mo. St.	42 52								
313	A	Austin Peay	65 100	144	H	UT Martin	61 87								
103	A	West Virginia	29 78	75	A	Belmont	43 69								
199	H	George Mason	75 91	292	A	Western Mich.	53 64								
180	A	Akron	54 63	22	N	Florida St.	45 62								

Non-Div I Games: Brescia 70 41 Ky. Christian 90 35

Eastern Ky.

Average RPI Win:	284	WON-LOST	WINNING	LAST 10	STRENGTH OF	OPP. STRENGTH	TEAM	ADJ.	CONF.	ADJ CONF.
Average RPI Loss:	96	RECORD	PCT. RANK	GAMES	SCHEDULE	OF SCHEDULE	RPI	RPI	RPI	RPI

DIV. I ONLY	8- 7	148	5-5	226	232	184	184	8	8
DIV. I NON-CONF.	6- 4	125	0- 0	336	238	248	248	8	8
-----									
TOTALS	RPI 1-25	RPI 26-50	W-L RECORDS	RPI 51-100	RPI 101-150	RPI 150+			
8- 7	0- 2	0- 2	OVERALL	0- 1	0- 0	8- 2			
5- 1	0- 0	0- 1	HOME	0- 0	0- 0	5- 0			
3- 3	0- 0	0- 1	AWAY	0- 1	0- 0	3- 1			
0- 3	0- 2	0- 0	NEUTRAL	0- 0	0- 0	0- 1			
6- 4	0- 2	0- 0	NON-CONFERENCE	0- 0	0- 0	6- 2			
4- 0	0- 0	0- 0	HOME	0- 0	0- 0	4- 0			
2- 1	0- 0	0- 0	AWAY	0- 0	0- 0	2- 1			
0- 3	0- 2	0- 0	NEUTRAL	0- 0	0- 0	0- 1			
2- 3	0- 0	0- 2	CONFERENCE	0- 1	0- 0	2- 0			
1- 1	0- 0	0- 1	HOME	0- 0	0- 0	1- 0			
1- 2	0- 0	0- 1	AWAY	0- 1	0- 0	1- 0			
0- 0	0- 0	0- 0	NEUTRAL	0- 0	0- 0	0- 0			

RPI 1-25				RPI 26-50				RPI 51-100				RPI 101+ Team's RPI: 184			
RPI	S	Opponent	Score	RPI	S	Opponent	Score	RPI	S	Opponent	Score	RPI	S	Opponent	Score
14	N	Iowa St.	59 85	36	H	Buffalo	84 91	76	A	Kent St.	64 71	167	A	Illinois	66 72
21	N	Butler	63 73	39	A	Ohio	44 85					180	A	Akron	72 60
												183	H	Illinois St.	50 41
												266	H	Cleveland St.	69 63
												292	H	Western Mich.	64 61
												321	N	UNC Greensboro	44 49
												330	H	Detroit Mercy	60 53
												335	H	UIC	52 38
												338	A	Purdue Fort Wayne	87 72
												345	A	Longwood	64 45
-----															
LAST 12 Division I GAMES:															
76	A	Kent St.	64 71	39	A	Ohio	44 85	180	A	Akron	72 60	292	H	Western Mich.	64 61
21	N	Butler	63 73					36	H	Buffalo	84 91	167	A	Illinois	66 72
321	N	UNC Greensboro	44 49					335	H	UIC	52 38				
345	A	Longwood	64 45												
338	A	Purdue Fort Wayne	87 72												
330	H	Detroit Mercy	60 53												

Non-Div I Games: Northwood 53 39

Eastern Mich.





# En

E  
l  
o  
n

Non-Div I Games:	Chowan	88	74
------------------	--------	----	----

Average RPI Win:	328	WON-LOST	WINNING	LAST 10	STRENGTH OF	OPP. STRENGTH	TEAM	ADJ.	CONF.	ADJ CONF.
Average RPI Loss:	212	RECORD	PCT. RANK	GAMES	SCHEDULE	OF SCHEDULE	RPI	RPI	RPI	RPI

DIV. I ONLY	2- 15	335	1-9	309	330	344	344	12	12
DIV. I NON-CONF.	2- 9	297	0- 0	341	337	348	348	14	14
-----									
TOTALS	RPI 1-25	RPI 26-50	W-L RECORDS	RPI 51-100	RPI 101-150	RPI 150+			
2- 15	0- 0	0- 0	OVERALL	0- 2	0- 0	2- 13			
1- 6	0- 0	0- 0	HOME	0- 0	0- 0	1- 6			
1- 9	0- 0	0- 0	AWAY	0- 2	0- 0	1- 7			
0- 0	0- 0	0- 0	NEUTRAL	0- 0	0- 0	0- 0			
2- 9	0- 0	0- 0	NON-CONFERENCE	0- 1	0- 0	2- 8			
1- 4	0- 0	0- 0	HOME	0- 0	0- 0	1- 4			
1- 5	0- 0	0- 0	AWAY	0- 1	0- 0	1- 4			
0- 0	0- 0	0- 0	NEUTRAL	0- 0	0- 0	0- 0			
0- 6	0- 0	0- 0	CONFERENCE	0- 1	0- 0	0- 5			
0- 2	0- 0	0- 0	HOME	0- 0	0- 0	0- 2			
0- 4	0- 0	0- 0	AWAY	0- 1	0- 0	0- 3			
0- 0	0- 0	0- 0	NEUTRAL	0- 0	0- 0	0- 0			

RPI 1-25	RPI 26-50	RPI 51-100	RPI 101+	Team's RPI: 344
RPI S Opponent Score	RPI S Opponent Score	RPI S Opponent Score	RPI S Opponent Score	
		87 A Dayton 30 69	162 A Morehead St. 63 85	
		96 A Missouri St. 66 88	164 A Wisconsin 60 96	
			168 A Southern Ill. 47 67	
			173 H Bradley 68 75	
			183 H Illinois St. 61 72	
			202 H SIUE 45 54	
			220 H Southeast Mo. St. 50 54	
			221 A Loyola Chicago 56 61	
			241 A Marshall 65 72	
			285 A Murray St. 53 81	
			309 A Valparaiso 49 93	
			313 H Austin Peay 56 52	
			335 H UIC 54 62	
			338 H Purdue Fort Wayne 66 72	
			343 A Chicago St. 67 58	
LAST 12 Division I GAMES:				
96 A Missouri St. 66 88	309 A Valparaiso 49 93			
168 A Southern Ill. 47 67	221 A Loyola Chicago 56 61			
164 A Wisconsin 60 96	183 H Illinois St. 61 72			
313 H Austin Peay 56 52	173 H Bradley 68 75			
87 A Dayton 30 69	335 H UIC 54 62			
220 H Southeast Mo. St. 50 54	162 A Morehead St. 63 85			

Non-Div I Games:

Average RPI Win:	240	WON-LOST	WINNING	LAST 10	STRENGTH OF	OPP. STRENGTH	TEAM	ADJ.	CONF.	ADJ CONF.
Average RPI Loss:	59	RECORD	PCT. RANK	GAMES	SCHEDULE	OF SCHEDULE	RPI	RPI	RPI	RPI
DIV. I ONLY	12- 4	46	8-2	221	168	97	97	25	25	
DIV. I NON-CONF.	7- 4	109	0- 0	158	78	103	103	27	27	
<hr/>										
TOTALS	RPI 1-25	RPI 26-50	W-L RECORDS	RPI 51-100	RPI 101-150	RPI 150+				
12- 4	0- 1	0- 1	OVERALL	0- 1	2- 0	10- 1				
6- 1	0- 0	0- 0	HOME	0- 0	1- 0	5- 1				
5- 2	0- 0	0- 1	AWAY	0- 1	0- 0	5- 0				
1- 1	0- 1	0- 0	NEUTRAL	0- 0	1- 0	0- 0				
7- 4	0- 1	0- 1	NON-CONFERENCE	0- 1	2- 0	5- 1				
4- 1	0- 0	0- 0	HOME	0- 0	1- 0	3- 1				
2- 2	0- 0	0- 1	AWAY	0- 1	0- 0	2- 0				
1- 1	0- 1	0- 0	NEUTRAL	0- 0	1- 0	0- 0				
5- 0	0- 0	0- 0	CONFERENCE	0- 0	0- 0	5- 0				
2- 0	0- 0	0- 0	HOME	0- 0	0- 0	2- 0				
3- 0	0- 0	0- 0	AWAY	0- 0	0- 0	3- 0				
0- 0	0- 0	0- 0	NEUTRAL	0- 0	0- 0	0- 0				

RPI 1-25				RPI 26-50				RPI 51-100 Team's RPI: 97				RPI 101+			
RPI	S	Opponent	Score	RPI	S	Opponent	Score	RPI	S	Opponent	Score	RPI	S	Opponent	Score
4	N	Stanford	65 88	26	A	South Dakota St.	62 80	51	A	Duke	41 57	116	H	Houston	76 71
												125	N	American	90 71
												156	H	UAB	60 62
												160	A	North Ala.	68 52
												166	H	Abilene Christian	81 65
												253	A	Saint Francis (PA)	83 69
												263	H	Liberty	68 50
												268	A	Hawaii	73 67
												291	A	Kennesaw St.	69 46
												298	A	North Florida	105 66
												304	H	Coppin St.	93 61
												311	H	FIU	100 58
												327	H	Lipscomb	82 40
<hr/>															
LAST 12 Division I GAMES:															
				263	H	Liberty	68 50	327	H	Lipscomb	82 40				
				51	A	Duke	41 57	291	A	Kennesaw St.	69 46				
				156	H	UAB	60 62	298	A	North Florida	105 66				
				304	H	Coppin St.	93 61	160	A	North Ala.	68 52				
				166	H	Abilene Christian	81 65	116	H	Houston	76 71				
				253	A	Saint Francis (PA)	83 69	125	N	American	90 71				

Non-Div I Games: Fla. Memorial 99 68 Johnson &amp; Wales (FL) 109 64

FGCU

Average RPI Win:	338	WON-LOST	WINNING	LAST 10	STRENGTH OF	OPP. STRENGTH	TEAM	ADJ.	CONF.	ADJ CONF.
Average RPI Loss:	165	RECORD	PCT. RANK	GAMES	SCHEDULE	OF SCHEDULE	RPI	RPI	RPI	RPI
DIV. I ONLY	3- 15	319	1-9	121	343	311	311	16	16	
DIV. I NON-CONF.	3- 9	271	0- 1	241	349	332	332	19	19	
-----										
TOTALS	RPI 1-25	RPI 26-50	W-L RECORDS	RPI 51-100	RPI 101-150	RPI 150+				
3- 15	0- 0	0- 1	OVERALL	0- 3	0- 2	3- 9				
3- 10	0- 0	0- 1	HOME	0- 1	0- 2	3- 6				
0- 5	0- 0	0- 0	AWAY	0- 2	0- 0	0- 3				
0- 0	0- 0	0- 0	NEUTRAL	0- 0	0- 0	0- 0				
3- 9	0- 0	0- 1	NON-CONFERENCE	0- 1	0- 1	3- 6				
3- 6	0- 0	0- 1	HOME	0- 0	0- 1	3- 4				
0- 3	0- 0	0- 0	AWAY	0- 1	0- 0	0- 2				
0- 0	0- 0	0- 0	NEUTRAL	0- 0	0- 0	0- 0				
0- 6	0- 0	0- 0	CONFERENCE	0- 2	0- 1	0- 3				
0- 4	0- 0	0- 0	HOME	0- 1	0- 1	0- 2				
0- 2	0- 0	0- 0	AWAY	0- 1	0- 0	0- 1				
0- 0	0- 0	0- 0	NEUTRAL	0- 0	0- 0	0- 0				

RPI 1-25				RPI 26-50				RPI 51-100				RPI 101+				Team's RPI: 311			
RPI	S	Opponent	Score	RPI	S	Opponent	Score	RPI	S	Opponent	Score	RPI	S	Opponent	Score				
				35	H	Miami (FL)	43 94					55	A	Old Dominion	68 95	110	H	Western Ky.	82 94
												70	H	Middle Tenn.	43 49	139	H	South Alabama	77 84
												97	A	FGCU	58 100	156	H	UAB	59 83
																169	A	Charlotte	54 69
																177	H	Georgia St.	61 67
																197	H	Jacksonville	62 73
																224	H	Howard	62 89
																235	H	Campbell	54 59
																241	H	Marshall	58 86
																277	A	Bethune-Cookman	57 68
																298	A	North Florida	53 62
																318	H	Morgan St.	59 50
																346	H	Florida A&M	77 54
																350	H	Alcorn	75 40
LAST 12 Division I GAMES:																			
				55	A	Old Dominion	68 95	139	H	South Alabama	77 84								
				169	A	Charlotte	54 69	235	H	Campbell	54 59								
				156	H	UAB	59 83	241	H	Marshall	58 86								
				70	H	Middle Tenn.	43 49	110	H	Western Ky.	82 94								
				197	H	Jacksonville	62 73	224	H	Howard	62 89								
				350	H	Alcorn	75 40	298	A	North Florida	53 62								

Non-Div I Games: Palm Beach Atl. 63 66

FIU

Average RPI Win:	323	WON-LOST	WINNING	LAST 10	STRENGTH OF	OPP. STRENGTH	TEAM	ADJ.	CONF.	ADJ CONF.
Average RPI Loss:	181	RECORD	PCT. RANK	GAMES	SCHEDULE	OF SCHEDULE	RPI	RPI	RPI	RPI
DIV. I ONLY	3- 14	316	1-9	224	323	312	312	27	27	
DIV. I NON-CONF.	3- 8	267	0- 0	253	321	295	295	28	28	
-----										
TOTALS	RPI 1-25	RPI 26-50	W-L RECORDS	RPI 51-100	RPI 101-150	RPI 150+				
3- 14	0- 0	0- 0	OVERALL	0- 3	0- 1	3- 10				
1- 4	0- 0	0- 0	HOME	0- 1	0- 1	1- 2				
1- 7	0- 0	0- 0	AWAY	0- 1	0- 0	1- 6				
1- 3	0- 0	0- 0	NEUTRAL	0- 1	0- 0	1- 2				
3- 8	0- 0	0- 0	NON-CONFERENCE	0- 2	0- 0	3- 6				
1- 2	0- 0	0- 0	HOME	0- 1	0- 0	1- 1				
1- 3	0- 0	0- 0	AWAY	0- 0	0- 0	1- 3				
1- 3	0- 0	0- 0	NEUTRAL	0- 1	0- 0	1- 2				
0- 6	0- 0	0- 0	CONFERENCE	0- 1	0- 1	0- 4				
0- 2	0- 0	0- 0	HOME	0- 0	0- 1	0- 1				
0- 4	0- 0	0- 0	AWAY	0- 1	0- 0	0- 3				
0- 0	0- 0	0- 0	NEUTRAL	0- 0	0- 0	0- 0				

RPI 1-25				RPI 26-50				RPI 51-100				RPI 101+ Team's RPI: 312					
RPI	S	Opponent	Score	RPI	S	Opponent	Score	RPI	S	Opponent	Score	RPI	S	Opponent	Score		
								52	N	Bucknell I	54	77	134	H	Marist	46	56
								54	H	Northeastern	50	59	151	H	William & Mary	54	60
								69	A	Qui nni pi ac	36	81	175	A	Xavi er	35	48
													181	N	Massachusetts	49	59
													203	A	Ri der	59	62
													204	A	Brown	49	68
													227	A	Dartmouth	46	59
													243	A	Ni agara	68	71
													246	N	Furman	70	77
													282	A	Ri chmond	58	40
													293	A	Can i si us	50	53
													303	H	Saint Peter' s	65	68
													335	N	UIC	68	60
													351	H	LIU Brookl yn	71	43
LAST 12 Di vi si on I GAMES:																	
203	A	Ri der	59	62	243	A	Ni agara	68	71								
69	A	Qui nni pi ac	36	81	293	A	Can i si us	50	53								
335	N	UIC	68	60	303	H	Saint Peter' s	65	68								
246	N	Furman	70	77	134	H	Marist	46	56								
227	A	Dartmouth	46	59	151	H	William & Mary	54	60								
54	H	Northeastern	50	59	181	N	Massachusetts	49	59								

Non-Div I Games:

Fairfield

Average RPI Win: 321		WON-LOST RECORD		WINNING PCT. RANK		LAST 10 GAMES		STRENGTH OF SCHEDULE		OPP. STRENGTH OF SCHEDULE		TEAM RPI		ADJ. RPI		CONF. RPI		ADJ. CONF. RPI	
Average RPI Loss: 253																			
DIV. I ONLY		3- 12		307		3-7		346		348		347		347		31		31	
DIV. I NON-CONF.		1- 8		322		0- 0		316		346		349		349		31		31	
TOTALS		RPI 1-25		RPI 26-50		W-L RECORDS		RPI 51-100		RPI 101-150		RPI 150+							
3- 12		0- 0		0- 0		OVERALL		0- 0		0- 1		3- 11							
2- 3		0- 0		0- 0		HOME		0- 0		0- 0		2- 3							
1- 9		0- 0		0- 0		AWAY		0- 0		0- 1		1- 8							
0- 0		0- 0		0- 0		NEUTRAL		0- 0		0- 0		0- 0							
1- 8		0- 0		0- 0		NON-CONFERENCE		0- 0		0- 1		1- 7							
1- 2		0- 0		0- 0		HOME		0- 0		0- 0		1- 2							
0- 6		0- 0		0- 0		AWAY		0- 0		0- 1		0- 5							
0- 0		0- 0		0- 0		NEUTRAL		0- 0		0- 0		0- 0							
2- 4		0- 0		0- 0		CONFERENCE		0- 0		0- 0		2- 4							
1- 1		0- 0		0- 0		HOME		0- 0		0- 0		1- 1							
1- 3		0- 0		0- 0		AWAY		0- 0		0- 0		1- 3							
0- 0		0- 0		0- 0		NEUTRAL		0- 0		0- 0		0- 0							

RPI 1-25				RPI 26-50				RPI 51-100				RPI 101+ Team's RPI: 347			
RPI	S	Opponent	Score	RPI	S	Opponent	Score	RPI	S	Opponent	Score	RPI	S	Opponent	Score
												145	A	Stony Brook	49 63
												219	A	Air Force	37 85
												224	H	Howard	58 79
												233	H	Mt. St. Mary's	47 63
												234	A	Colgate	52 71
												237	A	Robert Morris	49 71
												253	A	Saint Francis (PA)	64 75
												256	A	Binghamton	54 73
												286	A	Army West Point	40 62
												294	H	Central Conn. St.	74 67
												303	A	Saint Peter's	58 75
												316	A	Wagner	59 71
												317	H	NJIT	64 43
												332	H	Lafayette	57 63
												351	A	LIU Brooklyn	69 52
LAST 12 Division I GAMES:															
				237	A	Robert Morris	49 71	233	H	Mt. St. Mary's	47 63				
				253	A	Saint Francis (PA)	64 75	351	A	LIU Brooklyn	69 52				
				303	A	Saint Peter's	58 75	316	A	Wagner	59 71				
				145	A	Stony Brook	49 63	294	H	Central Conn. St.	74 67				
				286	A	Army West Point	40 62	256	A	Binghamton	54 73				
				234	A	Colgate	52 71	224	H	Howard	58 79				

Non-Div I Games:	Georgian Court	70	45	Rutgers-Newark	97	51
------------------	----------------	----	----	----------------	----	----

Fai rl ei gh Di cki nson

■ Loss, ■ Non-Conf, S Site, H Home A Away N Neutral

Average RPI Win:	292	WON-LOST	WINNING	LAST 10	STRENGTH OF	OPP. STRENGTH	TEAM	ADJ.	CONF.	ADJ CONF.
Average RPI Loss:	161	RECORD	PCT. RANK	GAMES	SCHEDULE	OF SCHEDULE	RPI	RPI	RPI	RPI
DIV. I ONLY	3- 16	325	0-10	108	306	289	289	16	16	
DIV. I NON-CONF.	3- 10	278	0- 1	204	318	306	306	19	19	
-----										
TOTALS	RPI 1-25	RPI 26-50	W-L RECORDS	RPI 51-100	RPI 101-150	RPI 150+				
3- 16	0- 0	0- 1	OVERALL	0- 4	0- 1	3- 10				
2- 10	0- 0	0- 0	HOME	0- 1	0- 1	2- 8				
1- 6	0- 0	0- 1	AWAY	0- 3	0- 0	1- 2				
0- 0	0- 0	0- 0	NEUTRAL	0- 0	0- 0	0- 0				
3- 10	0- 0	0- 1	NON-CONFERENCE	0- 2	0- 0	3- 7				
2- 6	0- 0	0- 0	HOME	0- 0	0- 0	2- 6				
1- 4	0- 0	0- 1	AWAY	0- 2	0- 0	1- 1				
0- 0	0- 0	0- 0	NEUTRAL	0- 0	0- 0	0- 0				
0- 6	0- 0	0- 0	CONFERENCE	0- 2	0- 1	0- 3				
0- 4	0- 0	0- 0	HOME	0- 1	0- 1	0- 2				
0- 2	0- 0	0- 0	AWAY	0- 1	0- 0	0- 1				
0- 0	0- 0	0- 0	NEUTRAL	0- 0	0- 0	0- 0				

RPI	S	Opponent	Score	RPI	S	Opponent	Score	RPI	S	Opponent	Score	RPI	S	Opponent	Score	Team's RPI: 289
28	A	Michigan St.	74	89	55	A	Old Dominion	53	87	110	H	Western Ky.	50	81		
					70	H	Middle Tenn.	55	74	156	H	UAB	64	89		
					85	A	Tulane	45	88	169	A	Charlotte	47	68		
					100	A	Little Rock	38	61	173	H	Bradley	59	80		
										177	H	Georgia St.	59	75		
										192	H	Hampton	68	72		
										208	H	Saint Louis	61	93		
										241	H	Marshall	67	72		
										246	A	Furman	57	73		
										261	A	Sienna	70	66		
										267	H	N. C. A&T	65	67		
										282	H	Richmond	69	55		
										292	H	Western Mich.	59	69		
										332	H	Lafayette	53	49		
LAST 12 Division I GAMES:																
169	A	Charlotte	47	68	208	H	Saint Louis	61	93							
55	A	Old Dominion	53	87	173	H	Bradley	59	80							
70	H	Middle Tenn.	55	74	110	H	Western Ky.	50	81							
156	H	UAB	64	89	241	H	Marshall	67	72							
267	H	N. C. A&T	65	67	292	H	Western Mich.	59	69							
28	A	Michigan St.	74	89	246	A	Furman	57	73							

Non-Div I Games:

Fla. Atlantic

Average RPI Win:	229	WON-LOST	WINNING	LAST 10	STRENGTH OF	OPP. STRENGTH	TEAM	ADJ.	CONF.	ADJ CONF.
Average RPI Loss:	104	RECORD	PCT. RANK	GAMES	SCHEDULE	OF SCHEDULE	RPI	RPI	RPI	RPI

DIV. I ONLY	5- 13	281	3-7	65	128	213	213	6	6
DIV. I NON-CONF.	4- 9	253	0- 1	107	222	247	247	6	6
TOTALS	RPI 1-25	RPI 26-50	W-L RECORDS	RPI 51-100	RPI 101-150	RPI 150+			
5- 13	0- 2	1- 3	OVERALL	0- 3	0- 1	4- 4			
5- 4	0- 0	1- 1	HOME	0- 2	0- 0	4- 1			
0- 8	0- 2	0- 1	AWAY	0- 1	0- 1	0- 3			
0- 1	0- 0	0- 1	NEUTRAL	0- 0	0- 0	0- 0			
4- 9	0- 1	0- 2	NON-CONFERENCE	0- 3	0- 0	4- 3			
4- 3	0- 0	0- 0	HOME	0- 2	0- 0	4- 1			
0- 5	0- 1	0- 1	AWAY	0- 1	0- 0	0- 2			
0- 1	0- 0	0- 1	NEUTRAL	0- 0	0- 0	0- 0			
1- 4	0- 1	1- 1	CONFERENCE	0- 0	0- 1	0- 1			
1- 1	0- 0	1- 1	HOME	0- 0	0- 0	0- 0			
0- 3	0- 1	0- 0	AWAY	0- 0	0- 1	0- 1			
0- 0	0- 0	0- 0	NEUTRAL	0- 0	0- 0	0- 0			

RPI 1-25	RPI 26-50	RPI 51-100	RPI 101+	Team's RPI: 213
RPI S Opponent Score	RPI S Opponent Score	RPI S Opponent Score	RPI S Opponent Score	
18 A South Carolina 40 71	29 A Indiana 64 83	54 H Northeastern 66 79	118 A Alabama 67 74	
22 A Florida St. 56 63	34 H Missouri 58 56	80 H Northwestern 74 83	157 H Texas Tech 72 67	
	40 N Utah 58 74	99 A Ohio St. 41 46	179 A Mercer 82 92	
	48 H Auburn 56 64		194 A Ole Miss 66 76	
			229 A UNLV 53 56	
			247 H Gardner-Webb 58 60	
			277 H Bethune-Cookman 64 53	
			333 H Charleston So. 70 60	
			346 H Florida A&M 62 38	
LAST 12 Division I GAMES:				
48 H Auburn 56 64	229 A UNLV 53 56			
118 A Alabama 67 74	194 A Ole Miss 66 76			
333 H Charleston So. 70 60	34 H Missouri 58 56			
40 N Utah 58 74	18 A South Carolina 40 71			
99 A Ohio St. 41 46	277 H Bethune-Cookman 64 53			
346 H Florida A&M 62 38	157 H Texas Tech 72 67			

Non-Div I Games:

Florida





Average RPI Win:	139	WON-LOST	WINNING	LAST 10	STRENGTH OF	OPP. STRENGTH	TEAM	ADJ.	CONF.	ADJ CONF.
Average RPI Loss:	42	RECORD	PCT. RANK	GAMES	SCHEDULE	OF SCHEDULE	RPI	RPI	RPI	RPI
DIV. I ONLY	16- 2	12	9-1	102	18	22	22	1	1	
DIV. I NON-CONF.	12- 1	10	1- 0	130	68	29	29	1	1	
-----										
TOTALS	RPI 1-25	RPI 26-50	W-L RECORDS	RPI 51-100	RPI 101-150	RPI 150+				
16- 2	1- 0	1- 2	OVERALL	5- 0	2- 0	7- 0				
8- 2	0- 0	0- 2	HOME	3- 0	1- 0	4- 0				
6- 0	0- 0	1- 0	AWAY	2- 0	1- 0	2- 0				
2- 0	1- 0	0- 0	NEUTRAL	0- 0	0- 0	1- 0				
12- 1	1- 0	0- 1	NON-CONFERENCE	2- 0	2- 0	7- 0				
7- 1	0- 0	0- 1	HOME	2- 0	1- 0	4- 0				
3- 0	0- 0	0- 0	AWAY	0- 0	1- 0	2- 0				
2- 0	1- 0	0- 0	NEUTRAL	0- 0	0- 0	1- 0				
4- 1	0- 0	1- 1	CONFERENCE	3- 0	0- 0	0- 0				
1- 1	0- 0	0- 1	HOME	1- 0	0- 0	0- 0				
3- 0	0- 0	1- 0	AWAY	2- 0	0- 0	0- 0				
0- 0	0- 0	0- 0	NEUTRAL	0- 0	0- 0	0- 0				

RPI	S	Opponent	Score	RPI	S	Opponent	Score	RPI	S	Opponent	Score	RPI	S	Opponent	Score
12	N	Iowa	71 67	37	H	Clemson	45 57	51	H	Duke	66 62	106	A	St. John's (NY)	57 53
				44	A	North Carolina	64 63	67	H	Creighton	71 52	111	H	Penn St.	87 58
				47	H	LSU	45 58	77	A	Boston College	91 71	177	H	Georgia St.	79 43
								89	H	Troy	103 67	179	A	Mercer	57 56
								98	A	Virginia	63 61	185	A	Milwaukee	87 62
												197	H	Jacksonville	79 46
												213	H	Florida	63 56
												298	H	North Florida	74 53
												326	N	Eastern Ky.	62 45
-----															
LAST 12 Division I GAMES:															
44	A	North Carolina	64 63	12	N	Iowa	71 67	51	H	Duke	66 62	111	H	Penn St.	87 58
98	A	Virginia	63 61	51	H	Duke	66 62	77	A	Boston College	91 71	177	H	Georgia St.	79 43
177	H	Georgia St.	79 43	77	A	Boston College	91 71	37	H	Clemson	45 57	179	A	Mercer	57 56
185	A	Milwaukee	87 62	37	H	Clemson	45 57	179	A	Mercer	57 56	197	H	Jacksonville	79 46
67	H	Creighton	71 52	179	A	Mercer	57 56	213	H	Florida	63 56	298	H	North Florida	74 53
106	A	St. John's (NY)	57 53	111	H	Penn St.	87 58	326	N	Eastern Ky.	62 45				

Non-Div I Games:

Florida St.

Average RPI	Win: 212	WON-LOST	WINNING	LAST 10	STRENGTH OF	OPP. STRENGTH	TEAM	ADJ.	CONF.	ADJ CONF.
Average RPI	Loss: 82	RECORD	PCT. RANK	GAMES	SCHEDULE	OF SCHEDULE	RPI	RPI	RPI	RPI
DIV. I ONLY	12- 7	100	7-3	231	73	141	141	17	17	
DIV. I NON-CONF.	9- 5	105	1- 0	220	47	119	119	17	17	
-----										
TOTALS	RPI 1-25	RPI 26-50	W-L RECORDS	RPI 51-100	RPI 101-150	RPI 150+				
12- 7	0- 1	0- 0	OVERALL	2- 4	1- 2	9- 0				
7- 2	0- 0	0- 0	HOME	2- 0	0- 2	5- 0				
3- 4	0- 0	0- 0	AWAY	0- 4	0- 0	3- 0				
2- 1	0- 1	0- 0	NEUTRAL	0- 0	1- 0	1- 0				
9- 5	0- 1	0- 0	NON-CONFERENCE	2- 3	1- 1	6- 0				
6- 1	0- 0	0- 0	HOME	2- 0	0- 1	4- 0				
1- 3	0- 0	0- 0	AWAY	0- 3	0- 0	1- 0				
2- 1	0- 1	0- 0	NEUTRAL	0- 0	1- 0	1- 0				
3- 2	0- 0	0- 0	CONFERENCE	0- 1	0- 1	3- 0				
1- 1	0- 0	0- 0	HOME	0- 0	0- 1	1- 0				
2- 1	0- 0	0- 0	AWAY	0- 1	0- 0	2- 0				
0- 0	0- 0	0- 0	NEUTRAL	0- 0	0- 0	0- 0				

RPI 1-25				RPI 26-50				RPI 51-100				RPI 101+ Team's RPI: 141			
RPI	S	Opponent	Score	RPI	S	Opponent	Score	RPI	S	Opponent	Score	RPI	S	Opponent	Score
23	N	Texas	54 72					54	A	Northeastern	54 58	111	H	Penn St.	55 72
								68	H	Maine	72 64	112	N	Washington	65 57
								70	H	Middle Tenn.	61 49	126	H	VCU	44 47
								83	A	Georgetown	38 58	169	H	Charlotte	71 64
								87	A	Dayton	50 72	187	N	Ball St.	78 70
								90	A	Pittsburgh	62 65	198	A	George Washington	50 38
												208	A	Saint Louis	56 53
												259	H	Columbia	68 49
												282	H	Richmond	60 48
												316	H	Wagner	80 59
												329	A	Iona	57 40
												341	H	Manhattan	65 61
LAST 12 Division I GAMES:															
126	H	VCU	44 47	70	H	Middle Tenn.	61 49	23	N	Texas	54 72				
208	A	Saint Louis	56 53	112	N	Washington	65 57	87	A	Dayton	50 72				
282	H	Richmond	60 48	259	H	Columbia	68 49	90	A	Pittsburgh	62 65				
198	A	George Washington	50 38												
68	H	Maine	72 64												
329	A	Iona	57 40												

Non-Div I Games:

Fordham

Average RPI Win:	210	WON-LOST	WINNING	LAST 10	STRENGTH OF	OPP. STRENGTH	TEAM	ADJ.	CONF.	ADJ CONF.
Average RPI Loss:	87	RECORD	PCT. RANK	GAMES	SCHEDULE	OF SCHEDULE	RPI	RPI	RPI	RPI

DIV. I ONLY	9- 5	98	7-3	234	78	131	131	13	13
DIV. I NON-CONF.	5- 4	139	0- 0	212	41	124	124	11	11
-----									
TOTALS	RPI 1-25	RPI 26-50	W-L RECORDS	RPI 51-100	RPI 101-150	RPI 150+			
9- 5	0- 1	0- 1	OVERALL	0- 2	1- 0	8- 1			
6- 1	0- 0	0- 0	HOME	0- 1	1- 0	5- 0			
3- 4	0- 1	0- 1	AWAY	0- 1	0- 0	3- 1			
0- 0	0- 0	0- 0	NEUTRAL	0- 0	0- 0	0- 0			
5- 4	0- 1	0- 1	NON-CONFERENCE	0- 1	1- 0	4- 1			
4- 0	0- 0	0- 0	HOME	0- 0	1- 0	3- 0			
1- 4	0- 1	0- 1	AWAY	0- 1	0- 0	1- 1			
0- 0	0- 0	0- 0	NEUTRAL	0- 0	0- 0	0- 0			
4- 1	0- 0	0- 0	CONFERENCE	0- 1	0- 0	4- 0			
2- 1	0- 0	0- 0	HOME	0- 1	0- 0	2- 0			
2- 0	0- 0	0- 0	AWAY	0- 0	0- 0	2- 0			
0- 0	0- 0	0- 0	NEUTRAL	0- 0	0- 0	0- 0			

RPI 1-25				RPI 26-50				RPI 51-100				RPI 101+ Team's RPI: 131							
RPI	S	Opponent	Score	RPI	S	Opponent	Score	RPI	S	Opponent	Score	RPI	S	Opponent	Score				
13	A	Arizona St.	52 68	49	A	Southern Cal i forn i a	61 62	57	A	UCLA	80 89	124	H	UT Ar l ington	70 61				
								62	H	Bo i se St.	60 72	153	H	Utah St.	70 59				
												174	H	Santa Clara	80 53				
												176	A	Eastern Wash.	68 58				
												185	H	Mi l waukee	65 48				
												188	A	Colorado St.	66 55				
												255	A	Northern Ari z.	73 86				
												262	A	Nevada	79 63				
												307	H	Cal Poly	76 58				
												320	H	San Jose St.	77 48				
-----																			
LAST 12 Di v i s i o n I GAMES:																			
320	H	San Jose St.	77 48	62	H	Bo i se St.	60 72	262	A	Nevada	79 63								
13	A	Arizona St.	52 68	153	H	Utah St.	70 59	188	A	Colorado St.	66 55								
174	H	Santa Clara	80 53	124	H	UT Ar l ington	70 61	185	H	Mi l waukee	65 48								
57	A	UCLA	80 89																
176	A	Eastern Wash.	68 58																
49	A	Southern Cal i forn i a	61 62																

Non-Div I Games: Stanislaus St. 86 51 Fresno Pacific 90 51

Fresno St.

Average RPI Win: 295  
Average RPI Loss: 139

WON-LOST  
RECORD

WINNING  
PCT. RANK

LAST 10  
GAMES

STRENGTH OF  
SCHEDULE

OPP. STRENGTH  
OF SCHEDULE

TEAM  
RPI

ADJ.  
RPI

CONF.  
RPI

ADJ CONF.  
RPI

DIV. I ONLY	9- 8	150	5-5	332	164	246	246	24	24
DIV. I NON-CONF.	7- 6	153	0- 0	286	211	217	217	25	25
-----									
TOTALS	RPI 1-25	RPI 26-50	W-L RECORDS	RPI 51-100	RPI 101-150	RPI 150+			
9- 8	0- 2	0- 0	OVERALL	0- 1	0- 2	9- 3			
7- 1	0- 0	0- 0	HOME	0- 1	0- 0	7- 0			
1- 6	0- 2	0- 0	AWAY	0- 0	0- 2	1- 2			
1- 1	0- 0	0- 0	NEUTRAL	0- 0	0- 0	1- 1			
7- 6	0- 2	0- 0	NON-CONFERENCE	0- 1	0- 1	7- 2			
5- 1	0- 0	0- 0	HOME	0- 1	0- 0	5- 0			
1- 4	0- 2	0- 0	AWAY	0- 0	0- 1	1- 1			
1- 1	0- 0	0- 0	NEUTRAL	0- 0	0- 0	1- 1			
2- 2	0- 0	0- 0	CONFERENCE	0- 0	0- 1	2- 1			
2- 0	0- 0	0- 0	HOME	0- 0	0- 0	2- 0			
0- 2	0- 0	0- 0	AWAY	0- 0	0- 1	0- 1			
0- 0	0- 0	0- 0	NEUTRAL	0- 0	0- 0	0- 0			

RPI 1-25				RPI 26-50				RPI 51-100				RPI 101+ Team's RPI: 246			
RPI	S	Opponent	Score	RPI	S	Opponent	Score	RPI	S	Opponent	Score	RPI	S	Opponent	Score
9	A	Mississippi St.	41 106					70	H	Middle Tenn.	71 78	121	A	Georgia	38 61
18	A	South Carolina	53 66									128	A	Chattanooga	53 73
												200	H	UNC Asheville	58 47
												232	A	ETSU	70 75
												239	N	Western Ill.	78 85
												247	H	Gardner-Webb	70 57
												289	H	Fla. Atlantic	73 57
												291	A	Kennesaw St.	63 74
												296	A	Col. of Charleston	70 67
												312	N	Fairfield	77 70
												321	H	UNC Greensboro	64 61
												325	H	Presbyterian	76 68
												328	H	Western Caro.	65 55
												340	H	USC Upstate	78 67
LAST 12 Division I GAMES:															
325	H	Presbyterian	76 68	128	A	Chattanooga	53 73								
18	A	South Carolina	53 66	232	A	ETSU	70 75								
239	N	Western Ill.	78 85	328	H	Western Caro.	65 55								
312	N	Fairfield	77 70	321	H	UNC Greensboro	64 61								
289	H	Fla. Atlantic	73 57	121	A	Georgia	38 61								
247	H	Gardner-Webb	70 57	200	H	UNC Asheville	58 47								

Non-Div I Games:

Coker

71 42

North Greenville

74

78

Furman

Average RPI Win: 304  
Average RPI Loss: 179

WON-LOST  
RECORD

WINNING  
PCT. RANK

LAST 10  
GAMES

STRENGTH OF  
SCHEDULE

OPP. STRENGTH  
OF SCHEDULE

TEAM  
RPI

ADJ.  
RPI

CONF.  
RPI

ADJ CONF.  
RPI

DIV. I ONLY	4- 12	291	3-7	173	347	284	284	14	14
DIV. I NON-CONF.	4- 6	212	0- 0	230	348	245	245	15	15
-----									
TOTALS	RPI 1-25	RPI 26-50	W-L RECORDS	RPI 51-100	RPI 101-150	RPI 150+			
4- 12	0- 0	0- 0	OVERALL	0- 2	0- 5	4- 5			
2- 6	0- 0	0- 0	HOME	0- 1	0- 3	2- 2			
2- 6	0- 0	0- 0	AWAY	0- 1	0- 2	2- 3			
0- 0	0- 0	0- 0	NEUTRAL	0- 0	0- 0	0- 0			
4- 6	0- 0	0- 0	NON-CONFERENCE	0- 1	0- 2	4- 3			
2- 2	0- 0	0- 0	HOME	0- 0	0- 0	2- 2			
2- 4	0- 0	0- 0	AWAY	0- 1	0- 2	2- 1			
0- 0	0- 0	0- 0	NEUTRAL	0- 0	0- 0	0- 0			
0- 6	0- 0	0- 0	CONFERENCE	0- 1	0- 3	0- 2			
0- 4	0- 0	0- 0	HOME	0- 1	0- 3	0- 0			
0- 2	0- 0	0- 0	AWAY	0- 0	0- 0	0- 2			
0- 0	0- 0	0- 0	NEUTRAL	0- 0	0- 0	0- 0			

RPI 1-25				RPI 26-50				RPI 51-100				RPI 101+				Team's RPI: 284
RPI	S	Opponent	Score	RPI	S	Opponent	Score	RPI	S	Opponent	Score	RPI	S	Opponent	Score	
								71	A	Virginia Tech	49 78	121	A	Georgia	38 81	
								89	H	Troy	81 97	124	H	UT Arlington	53 74	
												136	H	Texas St.	52 64	
												139	H	South Alabama	53 69	
												145	A	Stony Brook	43 72	
												179	H	Mercer	72 79	
												264	A	Louisiana	48 59	
												272	H	Wofford	65 81	
												276	H	Winthrop	64 55	
												277	H	Bethune-Cookman	77 76	
												291	A	Kennesaw St.	59 78	
												322	A	La.-Monroe	57 58	
												325	A	Presbyterian	69 68	
												339	A	Savannah St.	82 71	
LAST 12 Division I GAMES:																
124	H	UT Arlington	53 74	139	H	South Alabama	53 69									
136	H	Texas St.	52 64	89	H	Troy	81 97									
121	A	Georgia	38 81	264	A	Louisiana	48 59									
276	H	Winthrop	64 55	322	A	La.-Monroe	57 58									
325	A	Presbyterian	69 68	277	H	Bethune-Cookman	77 76									
291	A	Kennesaw St.	59 78	145	A	Stony Brook	43 72									

Non-Div I Games: Coastal Ga. 68 46

Ga. Southern

Loss, Non-Conf, S Site, H Home A Away N Neutral

Average RPI Win:	255	WON-LOST	WINNING	LAST 10	STRENGTH OF	OPP. STRENGTH	TEAM	ADJ.	CONF.	ADJ CONF.
Average RPI Loss:	205	RECORD	PCT. RANK	GAMES	SCHEDULE	OF SCHEDULE	RPI	RPI	RPI	RPI
DIV. I ONLY	7- 8	196	6-4	282	331	247	247	28	28	
DIV. I NON-CONF.	3- 6	241	0- 0	279	293	270	270	29	29	
-----										
TOTALS	RPI 1-25	RPI 26-50	W-L RECORDS	RPI 51-100	RPI 101-150	RPI 150+				
7- 8	0- 0	0- 0	OVERALL	0- 0	1- 2	6- 6				
3- 4	0- 0	0- 0	HOME	0- 0	1- 1	2- 3				
4- 4	0- 0	0- 0	AWAY	0- 0	0- 1	4- 3				
0- 0	0- 0	0- 0	NEUTRAL	0- 0	0- 0	0- 0				
3- 6	0- 0	0- 0	NON-CONFERENCE	0- 0	1- 1	2- 5				
1- 2	0- 0	0- 0	HOME	0- 0	1- 0	0- 2				
2- 4	0- 0	0- 0	AWAY	0- 0	0- 1	2- 3				
0- 0	0- 0	0- 0	NEUTRAL	0- 0	0- 0	0- 0				
4- 2	0- 0	0- 0	CONFERENCE	0- 0	0- 1	4- 1				
2- 2	0- 0	0- 0	HOME	0- 0	0- 1	2- 1				
2- 0	0- 0	0- 0	AWAY	0- 0	0- 0	2- 0				
0- 0	0- 0	0- 0	NEUTRAL	0- 0	0- 0	0- 0				

RPI 1-25				RPI 26-50				RPI 51-100				RPI 101+				Team's RPI: 247
RPI	S	Opponent	Score	RPI	S	Opponent	Score	RPI	S	Opponent	Score	RPI	S	Opponent	Score	
												122	A	Drexel	48	65
												139	H	High Point	61	78
												147	H	Davidson	54	49
												162	H	Morehead St.	69	84
												191	A	Delaware	45	69
												200	H	UNC Asheville	69	59
												213	A	Florida	60	58
												233	H	Mt. St. Mary's	62	69
												235	A	Campbell	52	38
												246	A	Furman	57	70
												272	A	Wofford	53	59
												276	H	Winthrop	62	64
												325	A	Presbyterian	66	58
												328	A	Western Caro.	62	52
												340	H	USC Upstate	92	72
LAST 12 Division I GAMES:																
200	H	UNC Asheville	69	59	340	H	USC Upstate	92	72							
235	A	Campbell	52	38	276	H	Winthrop	62	64							
328	A	Western Caro.	62	52	325	A	Presbyterian	66	58							
191	A	Delaware	45	69	139	H	High Point	61	78							
122	A	Drexel	48	65	233	H	Mt. St. Mary's	62	69							
246	A	Furman	57	70	272	A	Wofford	53	59							

Non-Div I Games: Converse 79 51 Warren Wilson 100 37 Pfeiffer 82 46

Gardner-Webb

Average RPI Win:	236	WON-LOST	WINNING	LAST 10	STRENGTH OF	OPP. STRENGTH	TEAM	ADJ.	CONF.	ADJ CONF.
Average RPI Loss:	148	RECORD	PCT. RANK	GAMES	SCHEDULE	OF SCHEDULE	RPI	RPI	RPI	RPI
DIV. I ONLY	10- 8	143	6-4	305	141	199	199	17	17	
DIV. I NON-CONF.	8- 5	120	0- 0	315	151	196	196	17	17	
-----										
TOTALS	RPI 1-25	RPI 26-50	W-L RECORDS	RPI 51-100	RPI 101-150	RPI 150+				
10- 8	0- 0	0- 0	OVERALL	0- 1	0- 5	10- 2				
5- 3	0- 0	0- 0	HOME	0- 0	0- 2	5- 1				
5- 5	0- 0	0- 0	AWAY	0- 1	0- 3	5- 1				
0- 0	0- 0	0- 0	NEUTRAL	0- 0	0- 0	0- 0				
8- 5	0- 0	0- 0	NON-CONFERENCE	0- 1	0- 3	8- 1				
5- 1	0- 0	0- 0	HOME	0- 0	0- 1	5- 0				
3- 4	0- 0	0- 0	AWAY	0- 1	0- 2	3- 1				
0- 0	0- 0	0- 0	NEUTRAL	0- 0	0- 0	0- 0				
2- 3	0- 0	0- 0	CONFERENCE	0- 0	0- 2	2- 1				
0- 2	0- 0	0- 0	HOME	0- 0	0- 1	0- 1				
2- 1	0- 0	0- 0	AWAY	0- 0	0- 1	2- 0				
0- 0	0- 0	0- 0	NEUTRAL	0- 0	0- 0	0- 0				

RPI 1-25				RPI 26-50				RPI 51-100				RPI 101+ Team's RPI: 199			
RPI	S	Opponent	Score	RPI	S	Opponent	Score	RPI	S	Opponent	Score	RPI	S	Opponent	Score
								73	A	Kansas	56	77			
												112	A	Washington	52
												116	H	Houston	56
												125	A	American	71
												147	A	Davidson	59
												149	H	Duquesne	57
												181	A	Massachusetts	70
												191	H	Delaware	72
												193	A	UMKC	91
												198	A	George Washington	64
												216	H	UMES	70
												219	A	Air Force	78
												224	A	Howard	59
												234	H	Colgate	64
												239	H	St. Bonaventure	57
												296	H	Col. of Charleston	66
												305	H	Loyola Maryland	70
												326	A	Eastern Ky.	91
-----															
LAST 12 Division I GAMES:															
147	A	Davidson	59	67	198	A	George Washington	64	60						
296	H	Col. of Charleston	66	52	181	A	Massachusetts	70	52						
216	H	UMES	70	49	149	H	Duquesne	57	60						
116	H	Houston	56	66	239	H	St. Bonaventure	57	68						
326	A	Eastern Ky.	91	75	112	A	Washington	52	81						
191	H	Delaware	72	46	224	A	Howard	59	73						

Non-Div I Games:

George Mason



Average RPI Win:	163	WON-LOST	WINNING	LAST 10	STRENGTH OF	OPP. STRENGTH	TEAM	ADJ.	CONF.	ADJ CONF.
Average RPI Loss:	129	RECORD	PCT. RANK	GAMES	SCHEDULE	OF SCHEDULE	RPI	RPI	RPI	RPI
DIV. I ONLY	6- 12	254	4-6	81	125	198	198	17	17	
DIV. I NON-CONF.	3- 10	278	0- 0	57	121	231	231	17	17	
-----										
TOTALS	RPI 1-25	RPI 26-50	W-L RECORDS	RPI 51-100	RPI 101-150	RPI 150+				
6- 12	0- 2	0- 1	OVERALL	2- 2	1- 2	3- 5				
4- 6	0- 1	0- 0	HOME	2- 1	1- 1	1- 3				
2- 4	0- 0	0- 0	AWAY	0- 1	0- 1	2- 2				
0- 2	0- 1	0- 1	NEUTRAL	0- 0	0- 0	0- 0				
3- 10	0- 2	0- 1	NON-CONFERENCE	1- 2	1- 1	1- 4				
3- 4	0- 1	0- 0	HOME	1- 1	1- 0	1- 2				
0- 4	0- 0	0- 0	AWAY	0- 1	0- 1	0- 2				
0- 2	0- 1	0- 1	NEUTRAL	0- 0	0- 0	0- 0				
3- 2	0- 0	0- 0	CONFERENCE	1- 0	0- 1	2- 1				
1- 2	0- 0	0- 0	HOME	1- 0	0- 1	0- 1				
2- 0	0- 0	0- 0	AWAY	0- 0	0- 0	2- 0				
0- 0	0- 0	0- 0	NEUTRAL	0- 0	0- 0	0- 0				

RPI 1-25				RPI 26-50				RPI 51-100				RPI 101+				Team's RPI: 198
RPI	S	Opponent	Score	RPI	S	Opponent	Score	RPI	S	Opponent	Score	RPI	S	Opponent	Score	
7	N	NC State	61 69	32	N	Georgi a Tech	55 70	58	A	James Madi son	37 50	102	H	Towson	76 63	
25	H	Maryl and	30 69					59	H	Villanova	45 60	123	A	South Fla.	30 63	
								87	H	Dayton	46 45	141	H	Fordham	38 50	
								88	H	Princeton	64 49	151	A	William & Mary	59 73	
												172	A	Rhode Island	64 59	
												179	H	Mercer	53 61	
												199	H	George Mason	60 64	
												249	H	Monmouth	51 55	
												257	H	Memphi s	51 38	
												273	A	La Salle	67 59	
												329	A	Iona	43 52	
-----																
LAST 12 Division I GAMES:																
141	H	Fordham	38 50	199	H	George Mason	60 64									
257	H	Memphi s	51 38	273	A	La Salle	67 59									
151	A	William & Mary	59 73	87	H	Dayton	46 45									
179	H	Mercer	53 61	172	A	Rhode Island	64 59									
123	A	South Fla.	30 63	249	H	Monmouth	51 55									
59	H	Villanova	45 60	102	H	Towson	76 63									

Non-Div I Games:

George Washington

■ Loss, 
 ■ Non-Conf, 
 ■ S Site, 
 ■ H Home 
 ■ A Away 
 N Neutral

Average RPI Win:	173	WON-LOST	WINNING	LAST 10	STRENGTH OF	OPP. STRENGTH	TEAM	ADJ.	CONF.	ADJ CONF.
Average RPI Loss:	42	RECORD	PCT. RANK	GAMES	SCHEDULE	OF SCHEDULE	RPI	RPI	RPI	RPI
DIV. I ONLY	9- 9	165	4-6	18	59	83	83	5	5	
DIV. I NON-CONF.	6- 5	143	0- 0	33	93	84	84	4	4	
-----										
TOTALS	RPI 1-25	RPI 26-50	W-L RECORDS	RPI 51-100	RPI 101-150	RPI 150+				
9- 9	0- 4	0- 2	OVERALL	3- 2	1- 1	5- 0				
6- 5	0- 3	0- 1	HOME	2- 0	1- 1	3- 0				
3- 2	0- 0	0- 0	AWAY	1- 2	0- 0	2- 0				
0- 2	0- 1	0- 1	NEUTRAL	0- 0	0- 0	0- 0				
6- 5	0- 2	0- 1	NON-CONFERENCE	1- 1	1- 1	4- 0				
4- 2	0- 1	0- 0	HOME	1- 0	1- 1	2- 0				
2- 1	0- 0	0- 0	AWAY	0- 1	0- 0	2- 0				
0- 2	0- 1	0- 1	NEUTRAL	0- 0	0- 0	0- 0				
3- 4	0- 2	0- 1	CONFERENCE	2- 1	0- 0	1- 0				
2- 3	0- 2	0- 1	HOME	1- 0	0- 0	1- 0				
1- 1	0- 0	0- 0	AWAY	1- 1	0- 0	0- 0				
0- 0	0- 0	0- 0	NEUTRAL	0- 0	0- 0	0- 0				

RPI 1-25				RPI 26-50				RPI 51-100 Team's RPI: 83				RPI 101+			
RPI	S	Opponent	Score	RPI	S	Opponent	Score	RPI	S	Opponent	Score	RPI	S	Opponent	Score
2	N	Baylor	46 67	36	N	Buffalo	64 73	58	A	James Madison	57 69	126	H	VCU	45 47
7	H	NC State	65 76	43	H	DePaul	64 69	59	H	Villanova	68 63	141	H	Fordham	58 38
15	H	Marquette	62 72					67	A	Creighton	38 65	175	H	Xavier	68 61
21	H	Butler	50 59					86	A	Providence	68 52	203	A	Rider	79 49
								90	H	Pittsburgh	70 41	216	H	UMES	74 55
												282	A	Richmond	73 53
												305	H	Loyola Maryland	45 30
-----															
LAST 12 Division I GAMES:															
86	A	Providence	68 52	59	H	Villanova	68 63								
21	H	Butler	50 59	15	H	Marquette	62 72								
175	H	Xavier	68 61	43	H	DePaul	64 69								
203	A	Rider	79 49	67	A	Creighton	38 65								
7	H	NC State	65 76	141	H	Fordham	58 38								
126	H	VCU	45 47	2	N	Baylor	46 67								

Non-Div I Games:

Georgetown

Average RPI	Win: 233	WON-LOST	WINNING	LAST 10	STRENGTH OF	OPP. STRENGTH	TEAM	ADJ.	CONF.	ADJ CONF.
Average RPI	Loss: 35	RECORD	PCT. RANK	GAMES	SCHEDULE	OF SCHEDULE	RPI	RPI	RPI	RPI
DIV. I ONLY	12- 7	100	6-4	148	91	121	121	6	6	
DIV. I NON-CONF.	9- 4	85	0- 0	285	221	168	168	6	6	
-----										
TOTALS	RPI 1-25	RPI 26-50	W-L RECORDS	RPI 51-100	RPI 101-150	RPI 150+				
12- 7	0- 2	2- 3	OVERALL	0- 2	0- 0	10- 0				
10- 1	0- 0	2- 1	HOME	0- 0	0- 0	8- 0				
1- 5	0- 1	0- 2	AWAY	0- 2	0- 0	1- 0				
1- 1	0- 1	0- 0	NEUTRAL	0- 0	0- 0	1- 0				
9- 4	0- 1	0- 1	NON-CONFERENCE	0- 2	0- 0	9- 0				
8- 0	0- 0	0- 0	HOME	0- 0	0- 0	8- 0				
0- 3	0- 0	0- 1	AWAY	0- 2	0- 0	0- 0				
1- 1	0- 1	0- 0	NEUTRAL	0- 0	0- 0	1- 0				
3- 3	0- 1	2- 2	CONFERENCE	0- 0	0- 0	1- 0				
2- 1	0- 0	2- 1	HOME	0- 0	0- 0	0- 0				
1- 2	0- 1	0- 1	AWAY	0- 0	0- 0	1- 0				
0- 0	0- 0	0- 0	NEUTRAL	0- 0	0- 0	0- 0				

RPI 1-25				RPI 26-50				RPI 51-100				RPI 101+				Team's RPI: 121
RPI	S	Opponent	Score	RPI	S	Opponent	Score	RPI	S	Opponent	Score	RPI	S	Opponent	Score	
9	A	Mississippi St.	71 80	31	H	Texas A&M	66 76	57	A	UCLA	69 80	171	A	Vanderbilt	71 64	
25	N	Maryland	51 58	32	A	Georgia Tech	53 63	59	A	Villanova	56 62	179	H	Mercer	67 60	
				34	A	Missouri	35 61					239	H	St. Bonaventure	67 40	
				45	H	Tennessee	66 62					246	H	Furman	61 38	
				47	H	LSU	63 50					276	H	Winthrop	85 39	
												284	H	Ga. Southern	81 38	
												318	N	Morgan St.	60 33	
												325	H	Presbyterian	83 59	
												327	H	Lipscomb	77 45	
												333	H	Charleston So.	83 75	
LAST 12 Division I GAMES:																
171	A	Vanderbilt	71 64	31	H	Texas A&M	66 76									
47	H	LSU	63 50	34	A	Missouri	35 61									
325	H	Presbyterian	83 59	45	H	Tennessee	66 62									
284	H	Ga. Southern	81 38	9	A	Mississippi St.	71 80									
327	H	Lipscomb	77 45	246	H	Furman	61 38									
59	A	Villanova	56 62	333	H	Charleston So.	83 75									

Non-Div I Games:

Georgia

Average RPI Win:	264	WON-LOST	WINNING	LAST 10	STRENGTH OF	OPP. STRENGTH	TEAM	ADJ.	CONF.	ADJ CONF.
Average RPI Loss:	120	RECORD	PCT. RANK	GAMES	SCHEDULE	OF SCHEDULE	RPI	RPI	RPI	RPI
DIV. I ONLY	9- 8	150	5-5	166	303	177	177	14	14	
DIV. I NON-CONF.	6- 5	143	0- 0	248	273	190	190	15	15	
-----										
TOTALS	RPI 1-25	RPI 26-50	W-L RECORDS	RPI 51-100	RPI 101-150	RPI 150+				
9- 8	0- 1	0- 1	OVERALL	1- 1	1- 3	7- 2				
6- 3	0- 0	0- 1	HOME	1- 0	1- 2	4- 0				
3- 5	0- 1	0- 0	AWAY	0- 1	0- 1	3- 2				
0- 0	0- 0	0- 0	NEUTRAL	0- 0	0- 0	0- 0				
6- 5	0- 1	0- 1	NON-CONFERENCE	0- 1	0- 1	6- 1				
4- 1	0- 0	0- 1	HOME	0- 0	0- 0	4- 0				
2- 4	0- 1	0- 0	AWAY	0- 1	0- 1	2- 1				
0- 0	0- 0	0- 0	NEUTRAL	0- 0	0- 0	0- 0				
3- 3	0- 0	0- 0	CONFERENCE	1- 0	1- 2	1- 1				
2- 2	0- 0	0- 0	HOME	1- 0	1- 2	0- 0				
1- 1	0- 0	0- 0	AWAY	0- 0	0- 0	1- 1				
0- 0	0- 0	0- 0	NEUTRAL	0- 0	0- 0	0- 0				

RPI 1-25				RPI 26-50				RPI 51-100				RPI 101+ Team's RPI: 177			
RPI	S	Opponent	Score	RPI	S	Opponent	Score	RPI	S	Opponent	Score	RPI	S	Opponent	Score
22	A	Florida St.	43 79	32	H	Georgia Tech	71 78	70	A	Middle Tenn.	54 69	101	A	Rice	49 66
								89	H	Troy	84 80	124	H	UT Arlington	50 48
												136	H	Texas St.	60 69
												139	H	South Alabama	59 68
												195	A	Jacksonville St.	56 61
												264	A	Louisiana	54 57
												277	H	Bethune-Cookman	62 57
												289	A	Fla. Atlantic	75 59
												291	H	Kennesaw St.	79 73
												311	A	FIU	67 61
												321	H	UNC Greensboro	70 63
												322	A	La. -Monroe	56 41
												349	H	N.C. Central	65 54
LAST 12 Division I GAMES:															
136	H	Texas St.	60 69	89	H	Troy	84 80	139	H	South Alabama	59 68				
124	H	UT Arlington	50 48	322	A	La. -Monroe	56 41	264	A	Louisiana	54 57				
22	A	Florida St.	43 79	291	H	Kennesaw St.	79 73	32	H	Georgia Tech	71 78				
277	H	Bethune-Cookman	62 57												
349	H	N.C. Central	65 54												
195	A	Jacksonville St.	56 61												

Non-Div I Games:

Georgia St.

Average RPI Win:	157	WON-LOST	WINNING	LAST 10	STRENGTH OF	OPP. STRENGTH	TEAM	ADJ.	CONF.	ADJ CONF.
Average RPI Loss:	45	RECORD	PCT. RANK	GAMES	SCHEDULE	OF SCHEDULE	RPI	RPI	RPI	RPI
DIV. I ONLY	13- 6	79	6-4	45	25	32	32	1	1	
DIV. I NON-CONF.	10- 3	59	0- 0	164	115	65	65	1	1	
-----										
TOTALS	RPI 1-25	RPI 26-50	W-L RECORDS	RPI 51-100	RPI 101-150	RPI 150+				
13- 6	1- 3	0- 1	OVERALL	3- 1	3- 1	6- 0				
8- 1	1- 1	0- 0	HOME	1- 0	2- 0	4- 0				
2- 4	0- 2	0- 1	AWAY	1- 0	0- 1	1- 0				
3- 1	0- 0	0- 0	NEUTRAL	1- 1	1- 0	1- 0				
10- 3	0- 1	0- 0	NON-CONFERENCE	1- 1	3- 1	6- 0				
6- 0	0- 0	0- 0	HOME	0- 0	2- 0	4- 0				
1- 2	0- 1	0- 0	AWAY	0- 0	0- 1	1- 0				
3- 1	0- 0	0- 0	NEUTRAL	1- 1	1- 0	1- 0				
3- 3	1- 2	0- 1	CONFERENCE	2- 0	0- 0	0- 0				
2- 1	1- 1	0- 0	HOME	1- 0	0- 0	0- 0				
1- 2	0- 1	0- 1	AWAY	1- 0	0- 0	0- 0				
0- 0	0- 0	0- 0	NEUTRAL	0- 0	0- 0	0- 0				

RPI 1-25				RPI 26-50				Team's RPI: 32				RPI 51-100				RPI 101+			
RPI	S	Opponent	Score	RPI	S	Opponent	Score	RPI	S	Opponent	Score	RPI	S	Opponent	Score	RPI	S	Opponent	Score
1	H	Notre Dame	55 76	37	A	Clemson	61 71	51	H	Duke	70 64	109	H	Appalachian St.	71 53				
5	A	Louisville	44 61					74	N	Seton Hall	84 73	116	A	Houston	89 95				
6	H	Syracuse	65 55					77	A	Boston College	81 76	119	N	Idaho St.	74 51				
25	A	Maryland	54 67					87	N	Dayton	66 85	121	H	Georgia	63 53				
												177	A	Georgia St.	78 71				
												198	N	George Washington	70 55				
												224	H	Alabama St.	69 42				
												272	H	Wofford	81 40				
												291	H	Kennesaw St.	60 35				
												328	H	Western Caro.	84 49				
LAST 12 Division I GAMES:																			
1	H	Notre Dame	55 76	6	H	Syracuse	65 55												
77	A	Boston College	81 76	37	A	Clemson	61 71												
272	H	Wofford	81 40	5	A	Louisville	44 61												
87	N	Dayton	66 85	51	H	Duke	70 64												
74	N	Seton Hall	84 73	224	H	Alabama St.	69 42												
291	H	Kennesaw St.	60 35	177	A	Georgia St.	78 71												

Non-Div I Games:

Georgia Tech

Average RPI	Win: 122	WON-LOST	WINNING	LAST 10	STRENGTH OF	OPP. STRENGTH	TEAM	ADJ.	CONF.	ADJ CONF.
Average RPI	Loss: 11	RECORD	PCT. RANK	GAMES	SCHEDULE	OF SCHEDULE	RPI	RPI	RPI	RPI
DIV. I ONLY	17- 2	11	9-1	36	15	10	10	7	7	
DIV. I NON-CONF.	11- 1	13	1- 0	49	4	11	11	7	7	
-----										
TOTALS	RPI 1-25	RPI 26-50	W-L RECORDS	RPI 51-100	RPI 101-150	RPI 150+				
17- 2	2- 2	1- 0	OVERALL	3- 0	6- 0	5- 0				
9- 0	1- 0	1- 0	HOME	2- 0	4- 0	1- 0				
6- 1	0- 1	0- 0	AWAY	1- 0	1- 0	4- 0				
2- 1	1- 1	0- 0	NEUTRAL	0- 0	1- 0	0- 0				
11- 1	2- 1	0- 0	NON-CONFERENCE	2- 0	4- 0	3- 0				
6- 0	1- 0	0- 0	HOME	1- 0	3- 0	1- 0				
3- 0	0- 0	0- 0	AWAY	1- 0	0- 0	2- 0				
2- 1	1- 1	0- 0	NEUTRAL	0- 0	1- 0	0- 0				
6- 1	0- 1	1- 0	CONFERENCE	1- 0	2- 0	2- 0				
3- 0	0- 0	1- 0	HOME	1- 0	1- 0	0- 0				
3- 1	0- 1	0- 0	AWAY	0- 0	1- 0	2- 0				
0- 0	0- 0	0- 0	NEUTRAL	0- 0	0- 0	0- 0				

RPI	S	Opponent	Score	RPI	S	Opponent	Score	RPI	S	Opponent	Score	RPI	S	Opponent	Score
1	N	Notre Dame	65 81	46	H	Saint Mary's (CA)	74 62	65	H	Paci fic	88 65	110	N	Western Ky.	76 55
4	H	Stanford	79 73					91	H	Washington St.	76 53	119	H	Idaho St.	70 51
16	N	Rutgers	57 40					96	A	Missouri St.	70 67	129	H	Portland	97 71
20	A	BYU	68 70									130	H	Idaho	88 51
												132	A	Loyol a Marymount	78 53
												146	H	Montana	76 52
												161	A	Pepperdi ne	79 54
												176	A	Eastern Wash.	63 51
												188	H	Colorado St.	50 39
												229	A	UNLV	70 59
												242	A	San Di ego	86 61
-----															
LAST 12 Division I GAMES:															
129	H	Portland	97 71	110	N	Western Ky.	76 55	16	N	Rutgers	57 40	242	A	San Di ego	86 61
65	H	Paci fic	88 65	20	A	BYU	68 70	96	A	Missouri St.	70 67	91	H	Washington St.	76 53
46	H	Saint Mary's (CA)	74 62	96	A	Missouri St.	70 67								
161	A	Pepperdi ne	79 54												
132	A	Loyol a Marymount	78 53												
130	H	Idaho	88 51												

Non-Div I Games:

Gonzaga

Average RPI Win:	223	WON-LOST	WINNING	LAST 10	STRENGTH OF	OPP. STRENGTH	TEAM	ADJ.	CONF.	ADJ CONF.
Average RPI Loss:	124	RECORD	PCT. RANK	GAMES	SCHEDULE	OF SCHEDULE	RPI	RPI	RPI	RPI
DIV. I ONLY	8- 10	203	7-3	174	174	159	159	30	30	
DIV. I NON-CONF.	3- 9	271	0- 0	46	90	174	174	26	26	
-----										
TOTALS	RPI 1-25	RPI 26-50	W-L RECORDS	RPI 51-100	RPI 101-150	RPI 150+				
8- 10	0- 0	1- 2	OVERALL	0- 2	1- 3	6- 3				
2- 1	0- 0	0- 0	HOME	0- 0	0- 0	2- 1				
4- 8	0- 0	0- 1	AWAY	0- 2	0- 3	4- 2				
2- 1	0- 0	1- 1	NEUTRAL	0- 0	1- 0	0- 0				
3- 9	0- 0	1- 2	NON-CONFERENCE	0- 2	1- 3	1- 2				
1- 0	0- 0	0- 0	HOME	0- 0	0- 0	1- 0				
0- 8	0- 0	0- 1	AWAY	0- 2	0- 3	0- 2				
2- 1	0- 0	1- 1	NEUTRAL	0- 0	1- 0	0- 0				
5- 1	0- 0	0- 0	CONFERENCE	0- 0	0- 0	5- 1				
1- 1	0- 0	0- 0	HOME	0- 0	0- 0	1- 1				
4- 0	0- 0	0- 0	AWAY	0- 0	0- 0	4- 0				
0- 0	0- 0	0- 0	NEUTRAL	0- 0	0- 0	0- 0				

RPI	S	Opponent	Score	RPI	S	Opponent	Score	RPI	S	Opponent	Score	RPI	S	Opponent	Score	Team's RPI: 159
27	N	South Dakota	53 67	64	A	Oklahoma St.	40 86	118	A	Alabama	55 73	123	A	South Fla.	50 67	
29	N	Indiana	65 62	73	A	Kansas	45 76	124	A	UT Arlington	54 78	132	N	Loyola Marymount	62 61	
48	A	Auburn	48 97					182	H	Southern U.	81 86	205	A	Prairie View	64 63	
								211	A	Southern Miss.	47 68	224	A	Alabama St.	80 72	
								245	A	Texas Southern	75 67	268	A	Wichita St.	61 70	
								281	A	Alabama A&M	63 51	319	H	McNeese	75 51	
								350	H	Alcorn	61 56					
LAST 12 Division I GAMES:																
281	A	Alabama A&M	63 51	205	A	Prairie View	64 63									
224	A	Alabama St.	80 72	245	A	Texas Southern	75 67									
64	A	Oklahoma St.	40 86	350	H	Alcorn	61 56									
132	N	Loyola Marymount	62 61	182	H	Southern U.	81 86									
29	N	Indiana	65 62	123	A	South Fla.	50 67									
27	N	South Dakota	53 67	268	A	Wichita St.	61 70									

Non-Div I Games:

Grambling

Loss, 
Non-Conf, S Site, 
H Home
A Away 
N Neutral

## Grand Canyon

Through Games Of Jan. 22, 2019

Average RPI Win:	295	WON-LOST	WINNING	LAST 10	STRENGTH OF	OPP. STRENGTH	TEAM	ADJ.	CONF.	ADJ CONF.
Average RPI Loss:	210	RECORD	PCT. RANK	GAMES	SCHEDULE	OF SCHEDULE	RPI	RPI	RPI	RPI
DIV. I ONLY	4- 12	291	2-8	335	296	337	337	29	29	
DIV. I NON-CONF.	2- 8	293	0- 0	307	311	343	343	30	30	
-----										
TOTALS	RPI 1-25	RPI 26-50	W-L RECORDS	RPI 51-100	RPI 101-150	RPI 150+				
4- 12	0- 0	0- 0	OVERALL	0- 0	0- 3	4- 9				
3- 4	0- 0	0- 0	HOME	0- 0	0- 2	3- 2				
1- 8	0- 0	0- 0	AWAY	0- 0	0- 1	1- 7				
0- 0	0- 0	0- 0	NEUTRAL	0- 0	0- 0	0- 0				
2- 8	0- 0	0- 0	NON-CONFERENCE	0- 0	0- 3	2- 5				
2- 3	0- 0	0- 0	HOME	0- 0	0- 2	2- 1				
0- 5	0- 0	0- 0	AWAY	0- 0	0- 1	0- 4				
0- 0	0- 0	0- 0	NEUTRAL	0- 0	0- 0	0- 0				
2- 4	0- 0	0- 0	CONFERENCE	0- 0	0- 0	2- 4				
1- 1	0- 0	0- 0	HOME	0- 0	0- 0	1- 1				
1- 3	0- 0	0- 0	AWAY	0- 0	0- 0	1- 3				
0- 0	0- 0	0- 0	NEUTRAL	0- 0	0- 0	0- 0				

RPI 1-25				RPI 26-50				RPI 51-100				RPI 101+ Team's RPI: 337			
RPI	S	Opponent	Score	RPI	S	Opponent	Score	RPI	S	Opponent	Score	RPI	S	Opponent	Score
												117	A	UNCW	55 77
												143	H	Portland St.	55 60
												146	H	Montana	47 69
												158	H	Indiana St.	81 88
												174	A	Santa Clara	55 75
												178	H	New Mexico St.	54 51
												193	A	UMKC	45 73
												218	A	Utah Valley	46 57
												222	A	East Carolina	47 59
												248	H	UTRGV	50 66
												260	A	Long Beach St.	50 57
												297	A	UC Santa Barbara	55 66
												315	H	Incarnate Word	74 63
												336	A	Seattle U	74 73
												343	A	Chicago St.	48 50
												351	H	LIU Brooklyn	65 62
-----															
LAST 12 Division I GAMES:															
336	A	Seattle U	74 73	193	A	UMKC	45 73								
218	A	Utah Valley	46 57	343	A	Chicago St.	48 50								
174	A	Santa Clara	55 75	248	H	UTRGV	50 66								
260	A	Long Beach St.	50 57	178	H	New Mexico St.	54 51								
143	H	Portland St.	55 60	297	A	UC Santa Barbara	55 66								
146	H	Montana	47 69	351	H	LIU Brooklyn	65 62								

Non-Div I Games:

Grand Canyon

■ Loss, 
 ■ Non-Conf, S Site, 
 ■ Home 
 ■ Away 
 N Neutral



Average RPI Win:	183	WON-LOST	WINNING	LAST 10	STRENGTH OF	OPP. STRENGTH	TEAM	ADJ.	CONF.	ADJ CONF.
Average RPI Loss:	45	RECORD	PCT. RANK	GAMES	SCHEDULE	OF SCHEDULE	RPI	RPI	RPI	RPI
DIV. I ONLY	10- 6	105	8-2	75	75	53	53	20	20	
DIV. I NON-CONF.	4- 5	190	0- 0	6	8	36	36	18	18	
-----										
TOTALS	RPI 1-25	RPI 26-50	W-L RECORDS	RPI 51-100	RPI 101-150	RPI 150+				
10- 6	0- 1	1- 3	OVERALL	2- 2	1- 0	6- 0				
5- 1	0- 0	0- 0	HOME	2- 1	1- 0	2- 0				
5- 5	0- 1	1- 3	AWAY	0- 1	0- 0	4- 0				
0- 0	0- 0	0- 0	NEUTRAL	0- 0	0- 0	0- 0				
4- 5	0- 1	1- 3	NON-CONFERENCE	2- 1	0- 0	1- 0				
3- 1	0- 0	0- 0	HOME	2- 1	0- 0	1- 0				
1- 4	0- 1	1- 3	AWAY	0- 0	0- 0	0- 0				
0- 0	0- 0	0- 0	NEUTRAL	0- 0	0- 0	0- 0				
6- 1	0- 0	0- 0	CONFERENCE	0- 1	1- 0	5- 0				
2- 0	0- 0	0- 0	HOME	0- 0	1- 0	1- 0				
4- 1	0- 0	0- 0	AWAY	0- 1	0- 0	4- 0				
0- 0	0- 0	0- 0	NEUTRAL	0- 0	0- 0	0- 0				

RPI 1-25				RPI 26-50				RPI 51-100				RPI 101+			
RPI	S	Opponent	Score	RPI	S	Opponent	Score	RPI	S	Opponent	Score	RPI	S	Opponent	Score
15	A	Marquette	54 80	26	A	South Dakota St.	47 77	68	H	Maine	70 39	120	H	Youngstown St.	60 42
				27	A	South Dakota	49 55	80	H	Northwestern	55 57	164	H	Wisconsin	55 46
				34	A	Missouri	56 49	81	A	Wright St.	67 85	185	A	Milwaukee	76 62
				43	A	DePaul	64 73	87	H	Dayton	51 35	266	H	Cleveland St.	62 53
												279	A	Northern Ky.	81 61
												295	A	Oakland	77 53
												330	A	Detroit Mercy	65 40
-----															
Team's RPI: 53															
LAST 12 Division I GAMES:															
				279	A	Northern Ky.	81 61	295	A	Oakland	77 53				
				81	A	Wright St.	67 85	330	A	Detroit Mercy	65 40				
				185	A	Milwaukee	76 62	120	H	Youngstown St.	60 42				
				15	A	Marquette	54 80	266	H	Cleveland St.	62 53				
				164	H	Wisconsin	55 46	26	A	South Dakota St.	47 77				
				27	A	South Dakota	49 55	87	H	Dayton	51 35				

Non-Div I Games: Wi s. -Parks ide 81 32

Green Bay

Average RPI Win: 234  
Average RPI Loss: 168

WON-LOST  
RECORD

WINNING  
PCT. RANK

LAST 10  
GAMES

STRENGTH OF  
SCHEDULE

OPP. STRENGTH  
OF SCHEDULE

TEAM  
RPI

ADJ.  
RPI

CONF.  
RPI

ADJ CONF.  
RPI

DIV. I ONLY	8- 8	165	5-5	246	237	192	192	28	28
DIV. I NON-CONF.	3- 7	256	0- 1	200	137	260	260	29	29
<hr/>									
TOTALS	RPI 1-25	RPI 26-50	W-L RECORDS	RPI 51-100	RPI 101-150	RPI 150+			
8- 8	0- 1	0- 0	OVERALL	1- 1	1- 1	6- 5			
4- 2	0- 0	0- 0	HOME	1- 0	1- 1	2- 1			
4- 4	0- 1	0- 0	AWAY	0- 0	0- 0	4- 3			
0- 2	0- 0	0- 0	NEUTRAL	0- 1	0- 0	0- 1			
3- 7	0- 1	0- 0	NON-CONFERENCE	1- 1	0- 1	2- 4			
2- 2	0- 0	0- 0	HOME	1- 0	0- 1	1- 1			
1- 3	0- 1	0- 0	AWAY	0- 0	0- 0	1- 2			
0- 2	0- 0	0- 0	NEUTRAL	0- 1	0- 0	0- 1			
5- 1	0- 0	0- 0	CONFERENCE	0- 0	1- 0	4- 1			
2- 0	0- 0	0- 0	HOME	0- 0	1- 0	1- 0			
3- 1	0- 0	0- 0	AWAY	0- 0	0- 0	3- 1			
0- 0	0- 0	0- 0	NEUTRAL	0- 0	0- 0	0- 0			

RPI 1-25				RPI 26-50				RPI 51-100				RPI 101+				Team's RPI: 192
RPI	S	Opponent	Score	RPI	S	Opponent	Score	RPI	S	Opponent	Score	RPI	S	Opponent	Score	
7	A	NC State	51 83					58	H	James Madison	72 65	128	H	Chattanooga	50 58	
								84	N	SFA	68 70	142	H	Radford	68 54	
												189	H	Elon	62 77	
												200	A	UNC Asheville	61 58	
												201	A	Cornell	53 79	
												226	H	Samford	64 57	
												235	A	Campbell	46 52	
												238	N	Sacramento St.	61 65	
												259	A	Columbia	63 88	
												276	A	Winthrop	84 63	
												289	A	Fla. Atlantic	72 68	
												333	A	Charleston So.	74 66	
												345	H	Longwood	66 40	
<hr/>																
LAST 12 Division I GAMES:																
142	H	Radford	68 54	238	N	Sacramento St.	61 65	276	A	Winthrop	84 63	345	H	Longwood	66 40	
200	A	UNC Asheville	61 58	276	A	Winthrop	84 63	235	A	Campbell	46 52	7	A	NC State	51 83	
333	A	Charleston So.	74 66	235	A	Campbell	46 52	345	H	Longwood	66 40	189	H	Elon	62 77	
259	A	Columbia	63 88	345	H	Longwood	66 40	7	A	NC State	51 83					
201	A	Cornell	53 79	7	A	NC State	51 83									
84	N	SFA	68 70	189	H	Elon	62 77									

Non-Div I Games: Mid-Atlantic Christ.115 48

Hampton

Loss, Non-Conf, S Site, H Home A Away N Neutral

Average RPI	Win:	224	WON-LOST	WINNING	LAST 10	STRENGTH OF	OPP. STRENGTH	TEAM	ADJ.	CONF.	ADJ CONF.
Average RPI	Loss:	61	RECORD	PCT. RANK	GAMES	SCHEDULE	OF SCHEDULE	RPI	RPI	RPI	RPI
DIV. I ONLY		12- 7		100	8-2	113	157	94	94	23	23
DIV. I NON-CONF.		7- 7		162	0- 1	101	89	120	120	23	23
-----											
TOTALS	RPI 1-25		RPI 26-50		W-L RECORDS	RPI 51-100		RPI 101-150		RPI 150+	
12- 7	0- 1		0- 3		OVERALL	2- 2		1- 0		9- 1	
6- 2	0- 0		0- 1		HOME	2- 1		0- 0		4- 0	
6- 3	0- 0		0- 2		AWAY	0- 1		1- 0		5- 0	
0- 2	0- 1		0- 0		NEUTRAL	0- 0		0- 0		0- 1	
7- 7	0- 1		0- 3		NON-CONFERENCE	1- 2		0- 0		6- 1	
4- 2	0- 0		0- 1		HOME	1- 1		0- 0		3- 0	
3- 3	0- 0		0- 2		AWAY	0- 1		0- 0		3- 0	
0- 2	0- 1		0- 0		NEUTRAL	0- 0		0- 0		0- 1	
5- 0	0- 0		0- 0		CONFERENCE	1- 0		1- 0		3- 0	
2- 0	0- 0		0- 0		HOME	1- 0		0- 0		1- 0	
3- 0	0- 0		0- 0		AWAY	0- 0		1- 0		2- 0	
0- 0	0- 0		0- 0		NEUTRAL	0- 0		0- 0		0- 0	

RPI 1-25				RPI 26-50				RPI 51-100				Team's RPI : 94				RPI 101+			
RPI	S	Opponent	Score	RPI	S	Opponent	Score	RPI	S	Opponent	Score	RPI	S	Opponent	Score	RPI	S	Opponent	Score
5	N	Louisville	69 86	28	H	Michigan St.	66 74	59	A	Villanova	41 59	145	A	Stony Brook	64 36				
				35	A	Miami (FL)	62 75	66	H	Harvard	73 60	151	H	William & Mary	50 45				
				41	A	New Mexico	65 72	68	H	Maine	49 46	168	N	Southern Ill.	50 72				
								88	H	Princeton	38 75	172	A	Rhode Island	65 51				
												275	H	Vermont	61 32				
												280	H	Bryant	67 57				
												290	A	UMass Lowell	66 44				
												294	A	Central Conn. St.	54 52				
												314	A	UMBC	66 52				
												317	A	NJIT	84 53				
												318	H	Morgan St.	80 59				
-----																			
										LAST 12 Division I GAMES:									
				275	H	Vermont	61 32	41	A	New Mexico	65 72								
				314	A	UMBC	66 52	35	A	Miami (FL)	62 75								
				145	A	Stony Brook	64 36	290	A	UMass Lowell	66 44								
				317	A	NJIT	84 53	68	H	Maine	49 46								
				294	A	Central Conn. St.	54 52	28	H	Michigan St.	66 74								
				88	H	Princeton	38 75	172	A	Rhode Island	65 51								

Non-Div I Games:

Hartford

Average RPI	Win:	185	WON-LOST	WINNING	LAST 10	STRENGTH OF	OPP. STRENGTH	TEAM	ADJ.	CONF.	ADJ CONF.
Average RPI	Loss:	47	RECORD	PCT. RANK	GAMES	SCHEDULE	OF SCHEDULE	RPI	RPI	RPI	RPI
DIV. I ONLY		8- 6		134	6-4	46	47	66	66	11	11
DIV. I NON-CONF.		7- 6		153	1- 0	45	25	66	66	10	10
-----											
TOTALS	RPI 1-25		RPI 26-50		W-L RECORDS	RPI 51-100		RPI 101-150		RPI 150+	
8- 6	0- 2		1- 1		OVERALL	0- 3		0- 0		7- 0	
3- 3	0- 1		0- 0		HOME	0- 2		0- 0		3- 0	
4- 3	0- 1		1- 1		AWAY	0- 1		0- 0		3- 0	
1- 0	0- 0		0- 0		NEUTRAL	0- 0		0- 0		1- 0	
7- 6	0- 2		1- 1		NON-CONFERENCE	0- 3		0- 0		6- 0	
2- 3	0- 1		0- 0		HOME	0- 2		0- 0		2- 0	
4- 3	0- 1		1- 1		AWAY	0- 1		0- 0		3- 0	
1- 0	0- 0		0- 0		NEUTRAL	0- 0		0- 0		1- 0	
1- 0	0- 0		0- 0		CONFERENCE	0- 0		0- 0		1- 0	
1- 0	0- 0		0- 0		HOME	0- 0		0- 0		1- 0	
0- 0	0- 0		0- 0		AWAY	0- 0		0- 0		0- 0	
0- 0	0- 0		0- 0		NEUTRAL	0- 0		0- 0		0- 0	

RPI 1-25				RPI 26-50				RPI 51-100				RPI 101+			
RPI	S	Opponent	Score	RPI	S	Opponent	Score	RPI	S	Opponent	Score	RPI	S	Opponent	Score
1	A	Notre Dame	58 103	30	A	Cal i forni a	85 79	68	H	Maine	60 67	155	A	CSUN	75 55
16	H	Rutgers	49 60	33	A	Purdue	65 66	69	H	Qui nni pi ac	67 72	163	H	Boston U.	67 47
								94	A	Hartford	60 73	172	A	Rhode Island	80 47
												195 N	H	Jacksonville St.	69 62
												227	H	Dartmouth	56 46
												261	A	Si ena	73 54
												273	H	La Salle	88 43
-----															
Team's RPI: 66															
LAST 12 Division I GAMES:															
163	H	Boston U.	67 47	155	A	CSUN	75 55	227	H	Dartmouth	56 46	30	A	Cal i forni a	85 79
16	H	Rutgers	49 60	261	A	Si ena	73 54	273	H	La Salle	88 43	172	A	Rhode Island	80 47
68	H	Maine	60 67	94	A	Hartford	60 73					195 N	H	Jacksonville St.	69 62
69	H	Qui nni pi ac	67 72									227	H	Dartmouth	56 46
195 N	H	Jacksonville St.	69 62									261	A	Si ena	73 54
94	A	Hartford	60 73									273	H	La Salle	88 43

Non-Div I Games:

Harvard

Average RPI Win: 200  
Average RPI Loss: 149

WON-LOST  
RECORD

WINNING  
PCT. RANK

LAST 10  
GAMES

STRENGTH OF  
SCHEDULE

OPP. STRENGTH  
OF SCHEDULE

TEAM  
RPI

ADJ.  
RPI

CONF.  
RPI

ADJ CONF.  
RPI

DIV. I ONLY	4- 11	286	4-6	155	173	268	268	21	21
DIV. I NON-CONF.	3- 9	271	0- 1	184	139	278	278	21	21
-----									
TOTALS	RPI 1-25	RPI 26-50	W-L RECORDS	RPI 51-100	RPI 101-150	RPI 150+			
4- 11	0- 1	0- 1	OVERALL	0- 1	2- 2	2- 6			
3- 6	0- 1	0- 0	HOME	0- 1	2- 2	1- 2			
1- 4	0- 0	0- 0	AWAY	0- 0	0- 0	1- 4			
0- 1	0- 0	0- 1	NEUTRAL	0- 0	0- 0	0- 0			
3- 9	0- 1	0- 1	NON-CONFERENCE	0- 1	1- 2	2- 4			
2- 5	0- 1	0- 0	HOME	0- 1	1- 2	1- 1			
1- 3	0- 0	0- 0	AWAY	0- 0	0- 0	1- 3			
0- 1	0- 0	0- 1	NEUTRAL	0- 0	0- 0	0- 0			
1- 2	0- 0	0- 0	CONFERENCE	0- 0	1- 0	0- 2			
1- 1	0- 0	0- 0	HOME	0- 0	1- 0	0- 1			
0- 1	0- 0	0- 0	AWAY	0- 0	0- 0	0- 1			
0- 0	0- 0	0- 0	NEUTRAL	0- 0	0- 0	0- 0			

RPI 1-25				RPI 26-50				RPI 51-100				RPI 101+ Team's RPI: 268			
RPI	S	Opponent	Score	RPI	S	Opponent	Score	RPI	S	Opponent	Score	RPI	S	Opponent	Score
4	H	Stanford	59 81	40	N	Utah	48 73	97	H	FGCU	67 73	104	H	UC Davis	65 60
												125	H	American	57 69
												129	H	Portland	65 72
												130	H	Idaho	69 61
												155	H	CSUN	29 49
												161	H	Pepperdine	64 65
												206	A	San Diego St.	57 58
												214	A	Cal St. Fullerton	68 72
												229	A	UNLV	66 61
												242	A	San Diego	50 58
												262	A	Nevada	78 79
												336	H	Seattle U	67 51
-----															
LAST 12 Division I GAMES:															
262	A	Nevada	78 79	40	N	Utah	48 73	155	H	CSUN	29 49	104	H	UC Davis	65 60
229	A	UNLV	66 61					214	A	Cal St. Fullerton	68 72	229	A	UNLV	66 61
130	H	Idaho	69 61					336	H	Seattle U	67 51	242	A	San Diego	50 58
4	H	Stanford	59 81					129	H	Portland	65 72	262	A	Nevada	78 79
97	H	FGCU	67 73									336	H	Seattle U	67 51
125	H	American	57 69												

Non-Div I Games: Hawai i Paci fic 66 51

Hawai i

Loss, Non-Conf, S Site, H Home A Away N Neutral

Average RPI Win:	270	WON-LOST	WINNING	LAST 10	STRENGTH OF	OPP. STRENGTH	TEAM	ADJ.	CONF.	ADJ CONF.
Average RPI Loss:	108	RECORD	PCT. RANK	GAMES	SCHEDULE	OF SCHEDULE	RPI	RPI	RPI	RPI
DIV. I ONLY	9- 6	118	7-3	213	289	139	139	28	28	
DIV. I NON-CONF.	5- 4	139	0- 0	162	226	132	132	29	29	
-----										
TOTALS	RPI 1-25	RPI 26-50	W-L RECORDS	RPI 51-100	RPI 101-150	RPI 150+				
9- 6	0- 1	0- 1	OVERALL	0- 1	1- 2	8- 1				
6- 0	0- 0	0- 0	HOME	0- 0	1- 0	5- 0				
3- 6	0- 1	0- 1	AWAY	0- 1	0- 2	3- 1				
0- 0	0- 0	0- 0	NEUTRAL	0- 0	0- 0	0- 0				
5- 4	0- 1	0- 1	NON-CONFERENCE	0- 1	1- 1	4- 0				
4- 0	0- 0	0- 0	HOME	0- 0	1- 0	3- 0				
1- 4	0- 1	0- 1	AWAY	0- 1	0- 1	1- 0				
0- 0	0- 0	0- 0	NEUTRAL	0- 0	0- 0	0- 0				
4- 2	0- 0	0- 0	CONFERENCE	0- 0	0- 1	4- 1				
2- 0	0- 0	0- 0	HOME	0- 0	0- 0	2- 0				
2- 2	0- 0	0- 0	AWAY	0- 0	0- 1	2- 1				
0- 0	0- 0	0- 0	NEUTRAL	0- 0	0- 0	0- 0				

RPI 1-25				RPI 26-50				RPI 51-100				RPI 101+ Team's RPI: 139			
RPI	S	Opponent	Score	RPI	S	Opponent	Score	RPI	S	Opponent	Score	RPI	S	Opponent	Score
24	A	Kentucky	49 71	37	A	Clemson	64 83	95	A	Miami (OH)	55 68	125	H	American	66 61
												142	A	Radford	58 80
												147	A	Davison	62 71
												200	A	UNC Asheville	56 67
												232	A	ETSU	73 65
												235	H	Campbell	65 60
												247	A	Gardner-Webb	78 61
												254	H	Norfolk St.	83 51
												321	H	UNC Greensboro	82 75
												325	H	Presbyterian	79 40
												340	A	USC Upstate	87 61
												349	H	N.C. Central	80 69
LAST 12 Division I GAMES:															
142	A	Radford	58 80	235	H	Campbell	65 60								
340	A	USC Upstate	87 61	200	A	UNC Asheville	56 67								
232	A	ETSU	73 65	247	A	Gardner-Webb	78 61								
125	H	American	66 61	325	H	Presbyterian	79 40								
254	H	Norfolk St.	83 51	321	H	UNC Greensboro	82 75								
37	A	Clemson	64 83	147	A	Davison	62 71								

Non-Div I Games: Greensboro 102 50 Mars Hill 86 36

High Point

Loss, Non-Conf, S Site, H Home A Away N Neutral

Average RPI Win: **277**  
 Average RPI Loss: **156**

WON-LOST  
RECORD

WINNING  
PCT. RANK

LAST 10  
GAMES

STRENGTH OF  
SCHEDULE

OPP. STRENGTH  
OF SCHEDULE

TEAM  
RPI

ADJ.  
RPI

CONF.  
RPI

ADJ CONF.  
RPI

DIV. I ONLY	5- 12	270	3-7	187	268	258	258	10	10
DIV. I NON-CONF.	5- 6	177	0- 0	257	326	225	225	13	13
TOTALS	RPI 1-25	RPI 26-50	W-L RECORDS	RPI 51-100	RPI 101-150	RPI 150+			
5- 12	0- 0	0- 0	OVERALL	0- 2	0- 4	5- 6			
1- 6	0- 0	0- 0	HOME	0- 0	0- 1	1- 5			
3- 4	0- 0	0- 0	AWAY	0- 1	0- 2	3- 1			
1- 2	0- 0	0- 0	NEUTRAL	0- 1	0- 1	1- 0			
5- 6	0- 0	0- 0	NON-CONFERENCE	0- 1	0- 2	5- 3			
1- 2	0- 0	0- 0	HOME	0- 0	0- 0	1- 2			
3- 2	0- 0	0- 0	AWAY	0- 0	0- 1	3- 1			
1- 2	0- 0	0- 0	NEUTRAL	0- 1	0- 1	1- 0			
0- 6	0- 0	0- 0	CONFERENCE	0- 1	0- 2	0- 3			
0- 4	0- 0	0- 0	HOME	0- 0	0- 1	0- 3			
0- 2	0- 0	0- 0	AWAY	0- 1	0- 1	0- 0			
0- 0	0- 0	0- 0	NEUTRAL	0- 0	0- 0	0- 0			

RPI 1-25				RPI 26-50				RPI 51-100				RPI 101+ Team's RPI: 258							
RPI	S	Opponent	Score	RPI	S	Opponent	Score	RPI	S	Opponent	Score	RPI	S	Opponent	Score				
								58	A	James Madison	54	77	102	A	Towson	68	92		
								81	N	Wright St.	64	93	122	H	Drexel	49	61		
												134	N	Marist	57	71			
												145	A	Stony Brook	49	77			
												151	H	William & Mary	55	60			
												189	H	Elon	64	77			
												191	H	Delaware	59	78			
												209	H	Sacred Heart	64	70			
												228	A	Holy Cross	66	72			
												239	A	St. Bonaventure	67	59			
												244	N	Stetson	53	50			
												259	H	Columbia	63	65			
												261	A	Siena	57	50			
												314	A	UMBC	45	42			
												329	H	Iona	74	49			
LAST 12 Division I GAMES:																			
189	H	Elon	64	77	122	H	Drexel	49	61	191	H	Delaware	59	78	102	A	Towson	68	92
151	H	William & Mary	55	60	58	A	James Madison	54	77	244	N	Stetson	53	50	261	A	Siena	57	50
261	A	Siena	57	50	314	A	UMBC	45	42	329	H	Iona	74	49	228	A	Holy Cross	66	72
314	A	UMBC	45	42	209	H	Sacred Heart	64	70										

Non-Div I Games: Wilmington (DE) 77 56

Hofstra

Loss, Non-Conf, S Site, H Home A Away N Neutral

Average RPI Win:	257	WON-LOST	WINNING	LAST 10	STRENGTH OF	OPP. STRENGTH	TEAM	ADJ.	CONF.	ADJ CONF.
Average RPI Loss:	213	RECORD	PCT. RANK	GAMES	SCHEDULE	OF SCHEDULE	RPI	RPI	RPI	RPI

DIV. I ONLY	10- 7	124	5-5	327	274	228	228	19	19
DIV. I NON-CONF.	8- 3	71	0- 0	330	284	192	192	24	24
-----									
TOTALS	RPI 1-25	RPI 26-50	W-L RECORDS	RPI 51-100	RPI 101-150	RPI 150+			
10- 7	0- 0	0- 0	OVERALL	0- 1	0- 1	10- 5			
7- 2	0- 0	0- 0	HOME	0- 0	0- 0	7- 2			
3- 5	0- 0	0- 0	AWAY	0- 1	0- 1	3- 3			
0- 0	0- 0	0- 0	NEUTRAL	0- 0	0- 0	0- 0			
8- 3	0- 0	0- 0	NON-CONFERENCE	0- 1	0- 0	8- 2			
5- 1	0- 0	0- 0	HOME	0- 0	0- 0	5- 1			
3- 2	0- 0	0- 0	AWAY	0- 1	0- 0	3- 1			
0- 0	0- 0	0- 0	NEUTRAL	0- 0	0- 0	0- 0			
2- 4	0- 0	0- 0	CONFERENCE	0- 0	0- 1	2- 3			
2- 1	0- 0	0- 0	HOME	0- 0	0- 0	2- 1			
0- 3	0- 0	0- 0	AWAY	0- 0	0- 1	0- 2			
0- 0	0- 0	0- 0	NEUTRAL	0- 0	0- 0	0- 0			

RPI 1-25	RPI 26-50	RPI 51-100	RPI 101+	Team's RPI: 228
RPI S Opponent Score	RPI S Opponent Score	RPI S Opponent Score	RPI S Opponent Score	
		77 A Boston College 63 89	138 A Lehigh 55 64	
			163 H Boston U. 75 69	
			172 H Rhode Island 73 65	
			196 A Navy 47 54	
			203 H Rider 71 61	
			204 H Brown 85 89	
			234 H Colgate 67 70	
			258 H Hofstra 72 66	
			275 A Vermont 65 40	
			280 A Bryant 81 62	
			283 A Albany (NY) 56 50	
			290 H UMass Lowell 63 54	
			305 H Loyola Maryland 78 60	
			308 A New Hampshire 62 74	
			332 A Lafayette 63 73	
			341 H Manhattan 61 53	
LAST 12 Division I GAMES:				
332 A Lafayette 63 73	163 H Boston U. 75 69			
234 H Colgate 67 70	196 A Navy 47 54			
280 A Bryant 81 62	305 H Loyola Maryland 78 60			
341 H Manhattan 61 53	138 A Lehigh 55 64			
308 A New Hampshire 62 74	290 H UMass Lowell 63 54			
258 H Hofstra 72 66	275 A Vermont 65 40			

Non-Div I Games:

Holy Cross



Average RPI	Win:	219	WON-LOST	WINNING	LAST 10	STRENGTH OF	OPP. STRENGTH	TEAM	ADJ.	CONF.	ADJ CONF.
Average RPI	Loss:	68	RECORD	PCT. RANK	GAMES	SCHEDULE	OF SCHEDULE	RPI	RPI	RPI	RPI
DIV. I ONLY		9- 8		150	6-4	95	86	116	116	9	9
DIV. I NON-CONF.		6- 7		172	0- 0	92	82	109	109	9	9
-----											
TOTALS	RPI 1-25		RPI 26-50		W-L RECORDS	RPI 51-100		RPI 101-150		RPI 150+	
9- 8	0- 1		1- 3		OVERALL	0- 2		0- 2		8- 0	
2- 5	0- 1		1- 2		HOME	0- 1		0- 1		1- 0	
7- 3	0- 0		0- 1		AWAY	0- 1		0- 1		7- 0	
0- 0	0- 0		0- 0		NEUTRAL	0- 0		0- 0		0- 0	
6- 7	0- 0		1- 3		NON-CONFERENCE	0- 2		0- 2		5- 0	
1- 4	0- 0		1- 2		HOME	0- 1		0- 1		0- 0	
5- 3	0- 0		0- 1		AWAY	0- 1		0- 1		5- 0	
0- 0	0- 0		0- 0		NEUTRAL	0- 0		0- 0		0- 0	
3- 1	0- 1		0- 0		CONFERENCE	0- 0		0- 0		3- 0	
1- 1	0- 1		0- 0		HOME	0- 0		0- 0		1- 0	
2- 0	0- 0		0- 0		AWAY	0- 0		0- 0		2- 0	
0- 0	0- 0		0- 0		NEUTRAL	0- 0		0- 0		0- 0	

RPI	S	Opponent	Score	RPI	S	Opponent	Score	RPI	S	Opponent	Score	RPI	S	Opponent	Score	Team's RPI: 116
8	H	UConn	61 <b>81</b>	30	A	Cal i forn i a	79 <b>80</b>	77	H	Boston College	57 <b>64</b>	124	H	UT Ar l ington	61 <b>65</b>	
				31	H	Texas A&M	52 <b>68</b>	97	A	FGCU	71 <b>76</b>	135	A	Loui si ana Tech	88 <b>100</b>	
				32	H	Georgi a Tech	95 89					199	A	George Mason	66 56	
				41	H	New Mexi co	84 <b>89</b>					211	A	Southern Mi ss.	61 44	
												223	A	SMU	72 61	
												231	H	Temple	78 65	
												232	A	ETSU	84 77	
												259	A	Col umbi a	83 72	
												268	A	Wi chi ta St.	66 58	
												315	A	Incarnate Word	79 60	
-----																
LAST 12 Division I GAMES:																
211	A	Southern Mi ss.	61 44	268	A	Wi chi ta St.	66 58	231	H	Temple	78 65	223	A	SMU	72 61	
199	A	George Mason	66 56	8	H	UConn	61 <b>81</b>	41	H	New Mexi co	84 <b>89</b>	259	A	Col umbi a	83 72	
124	H	UT Ar l ington	61 <b>65</b>	41	H	New Mexi co	84 <b>89</b>									
31	H	Texas A&M	52 <b>68</b>	97	A	FGCU	71 <b>76</b>									
232	A	ETSU	84 77													
97	A	FGCU	71 <b>76</b>													

Non-Div I Games:

Houston

Average RPI Win: 305  
Average RPI Loss: 167

WON-LOST  
RECORD

WINNING  
PCT. RANK

LAST 10  
GAMES

STRENGTH OF  
SCHEDULE

OPP. STRENGTH  
OF SCHEDULE

TEAM  
RPI

ADJ.  
RPI

CONF.  
RPI

ADJ CONF.  
RPI

DIV. I ONLY	2- 9	314	3-7	225	283	323	323	26	26
DIV. I NON-CONF.	1- 5	311	0- 0	202	279	314	314	22	22
<hr/>									
TOTALS	RPI 1-25	RPI 26-50	W-L RECORDS	RPI 51-100	RPI 101-150	RPI 150+			
2- 9	0- 0	0- 0	OVERALL	0- 2	0- 0	2- 7			
2- 3	0- 0	0- 0	HOME	0- 0	0- 0	2- 3			
0- 6	0- 0	0- 0	AWAY	0- 2	0- 0	0- 4			
0- 0	0- 0	0- 0	NEUTRAL	0- 0	0- 0	0- 0			
1- 5	0- 0	0- 0	NON-CONFERENCE	0- 1	0- 0	1- 4			
1- 1	0- 0	0- 0	HOME	0- 0	0- 0	1- 1			
0- 4	0- 0	0- 0	AWAY	0- 1	0- 0	0- 3			
0- 0	0- 0	0- 0	NEUTRAL	0- 0	0- 0	0- 0			
1- 4	0- 0	0- 0	CONFERENCE	0- 1	0- 0	1- 3			
1- 2	0- 0	0- 0	HOME	0- 0	0- 0	1- 2			
0- 2	0- 0	0- 0	AWAY	0- 1	0- 0	0- 1			
0- 0	0- 0	0- 0	NEUTRAL	0- 0	0- 0	0- 0			

RPI 1-25				RPI 26-50				RPI 51-100				RPI 101+ Team's RPI: 323			
RPI	S	Opponent	Score	RPI	S	Opponent	Score	RPI	S	Opponent	Score	RPI	S	Opponent	Score
								60	A	Lamar University	50 63	157	A	Texas Tech	76 82
								64	A	Oklahoma St.	44 77	166	H	Abilene Christian	62 72
												170	H	Oral Roberts	56 74
												190	A	North Texas	75 100
												212	A	Nicholls St.	54 77
												215	H	Sam Houston St.	63 74
												268	A	Wichita St.	50 68
												288	H	New Orleans	83 74
												322	H	La. -Monroe	68 60
LAST 12 Division I GAMES:															
				60	A	Lamar University	50 63	215	H	Sam Houston St.	63 74				
				322	H	La. -Monroe	68 60	166	H	Abilene Christian	62 72				
				170	H	Oral Roberts	56 74	212	A	Nicholls St.	54 77				
				64	A	Oklahoma St.	44 77	288	H	New Orleans	83 74				
				190	A	North Texas	75 100	268	A	Wichita St.	50 68				
				157	A	Texas Tech	76 82								

Non-Div I Games:

Howard Payne

93 60

Tex. A&amp;M Int'l

81 48

McMurry

92 41

Southwest (NM)

100 57

Houston Baptist

Average RPI Win: **287**  
 Average RPI Loss: **194**

WON-LOST  
RECORD

WINNING  
PCT. RANK

LAST 10  
GAMES

STRENGTH OF  
SCHEDULE

OPP. STRENGTH  
OF SCHEDULE

TEAM  
RPI

ADJ.  
RPI

CONF.  
RPI

ADJ CONF.  
RPI

DIV. I ONLY	10- 8	143	5-5	326	329	224	224	32	32
DIV. I NON-CONF.	7- 6	153	0- 0	299	287	206	206	32	32
-----									
TOTALS	RPI 1-25	RPI 26-50	W-L RECORDS	RPI 51-100	RPI 101-150	RPI 150+			
10- 8	0- 0	0- 1	OVERALL	0- 0	0- 1	10- 6			
5- 2	0- 0	0- 0	HOME	0- 0	0- 0	5- 2			
5- 6	0- 0	0- 1	AWAY	0- 0	0- 1	5- 4			
0- 0	0- 0	0- 0	NEUTRAL	0- 0	0- 0	0- 0			
7- 6	0- 0	0- 1	NON-CONFERENCE	0- 0	0- 1	7- 4			
2- 2	0- 0	0- 0	HOME	0- 0	0- 0	2- 2			
5- 4	0- 0	0- 1	AWAY	0- 0	0- 1	5- 2			
0- 0	0- 0	0- 0	NEUTRAL	0- 0	0- 0	0- 0			
3- 2	0- 0	0- 0	CONFERENCE	0- 0	0- 0	3- 2			
3- 0	0- 0	0- 0	HOME	0- 0	0- 0	3- 0			
0- 2	0- 0	0- 0	AWAY	0- 0	0- 0	0- 2			
0- 0	0- 0	0- 0	NEUTRAL	0- 0	0- 0	0- 0			

RPI	S	Opponent	Score	RPI	S	Opponent	Score	RPI	S	Opponent	Score	RPI	S	Opponent	Score
44	A	North Carolina	63 <b>85</b>									114	A	Cincinnati	51 <b>85</b>
												151	A	William & Mary	75 <b>88</b>
												179	H	Mercer	70 <b>85</b>
												199	H	George Mason	73 59
												216	A	UMES	72 <b>80</b>
												235	A	Campbell	69 64
												243	A	Niagara	68 61
												261	H	Siena	81 <b>86</b>
												273	A	La Salle	57 54
												277	H	Bethune-Cookman	61 40
												282	A	Richmond	60 <b>67</b>
												306	A	South Carolina St.	63 <b>72</b>
												311	A	FIU	89 62
												317	H	NJIT	77 57
												318	H	Morgan St.	79 56
												346	H	Florida A&M	74 68
												347	A	Fairleigh Dickinson	79 58
-----															
LAST 12 Division I GAMES:															
44	A	North Carolina	63 <b>85</b>	306	A	South Carolina St.	63 <b>72</b>								
114	A	Cincinnati	51 <b>85</b>	318	H	Morgan St.	79 56								
179	H	Mercer	70 <b>85</b>	277	H	Bethune-Cookman	61 40								
311	A	FIU	89 62	216	A	UMES	72 <b>80</b>								
235	A	Campbell	69 64	346	H	Florida A&M	74 68								
282	A	Richmond	60 <b>67</b>	243	A	Niagara	68 61								

Howard

Howard

Non-Div I Games:

Howard

IUPUI				Through Games Of Jan. 22, 2019																
Average RPI Win:		238	WON-LOST		WINNING		LAST 10		STRENGTH OF		OPP. STRENGTH		TEAM		ADJ.		CONF.		ADJ CONF.	
Average RPI Loss:		95	RECORD		PCT. RANK		GAMES		SCHEDULE		OF SCHEDULE		RPI		RPI		RPI		RPI	
DIV. I ONLY			10- 7		124		5-5		195		163		154		154		20		20	
DIV. I NON-CONF.			5- 5		162		0- 0		40		100		71		71		18		18	
TOTALS		RPI 1-25		RPI 26-50		W-L RECORDS		RPI 51-100		RPI 101-150		RPI 150+								
10- 7		0- 1		0- 1		OVERALL		0- 2		2- 1		8- 2								
5- 3		0- 0		0- 1		HOME		0- 2		1- 0		4- 0								
4- 4		0- 1		0- 0		AWAY		0- 0		0- 1		4- 2								
1- 0		0- 0		0- 0		NEUTRAL		0- 0		1- 0		0- 0								
5- 5		0- 1		0- 1		NON-CONFERENCE		0- 1		2- 0		3- 2								
1- 2		0- 0		0- 1		HOME		0- 1		1- 0		0- 0								
3- 3		0- 1		0- 0		AWAY		0- 0		0- 0		3- 2								
1- 0		0- 0		0- 0		NEUTRAL		0- 0		1- 0		0- 0								
5- 2		0- 0		0- 0		CONFERENCE		0- 1		0- 1		5- 0								
4- 1		0- 0		0- 0		HOME		0- 1		0- 0		4- 0								
1- 1		0- 0		0- 0		AWAY		0- 0		0- 1		1- 0								
0- 0		0- 0		0- 0		NEUTRAL		0- 0		0- 0		0- 0								

RPI 1-25				RPI 26-50				RPI 51-100				RPI 101+				Team's RPI: 154	
RPI	S	Opponent	Score	RPI	S	Opponent	Score	RPI	S	Opponent	Score	RPI	S	Opponent	Score		
12	A	Iowa	58 72	39	H	Ohio	66 73	79	H	UNI	40 53	120	A	Youngstown St.	52 70		
								81	H	Wright St.	75 78	126	N	VCU	63 61		
												144	H	UT Martin	73 72		
												158	A	Indiana St.	64 59		
												164	A	Wisconsin	64 65		
												168	A	Southern Ill.	73 78		
												194	A	Ole Miss	66 58		
												252	A	UTSA	58 50		
												266	A	Cleveland St.	75 50		
												279	H	Northern Ky.	70 48		
												295	H	Oakland	82 53		
												330	H	Detroit Mercy	82 47		
												335	H	UIC	71 43		
LAST 12 Division I GAMES:																	
279	H	Northern Ky.	70 48	335	H	UIC	71 43										
81	H	Wright St.	75 78	295	H	Oakland	82 53										
168	A	Southern Ill.	73 78	330	H	Detroit Mercy	82 47										
39	H	Ohio	66 73	120	A	Youngstown St.	52 70										
12	A	Iowa	58 72	266	A	Cleveland St.	75 50										
158	A	Indiana St.	64 59	79	H	UNI	40 53										

Non-Div I Games: Purdue Northwest 101 40

IUPUI

I  
d  
a  
h  
o

I  
d  
a  
h  
o

I daho

Average RPI Win: 238

Average RPI Loss: 63

WON-LOST  
RECORDWINNING  
PCT. RANKLAST 10  
GAMESSTRENGTH OF  
SCHEDULEOPP. STRENGTH  
OF SCHEDULETEAM  
RPIADJ.  
RPICONF.  
RPIADJ CONF.  
RPIDIV. I ONLY  
DIV. I NON-CONF.9- 6  
4- 4118  
1628-2  
0- 0158  
24155  
181119  
63119  
6315  
1215  
12

TOTALS

RPI 1-25

RPI 26-50

W-L RECORDS

RPI 51-100

RPI 101-150

RPI 150+

9- 6 0- 1  
4- 1 0- 0  
4- 4 0- 1  
1- 1 0- 00- 2  
0- 0  
0- 1  
0- 1OVERALL  
HOME  
AWAY  
NEUTRAL0- 1  
0- 0  
0- 1  
0- 00- 2  
0- 1  
0- 1  
0- 09- 0  
4- 0  
4- 0  
1- 04- 4 0- 1  
2- 0 0- 0  
1- 3 0- 1  
1- 1 0- 00- 2  
0- 0  
0- 1  
0- 1NON-CONFERENCE  
HOME  
AWAY  
NEUTRAL0- 1  
0- 0  
0- 1  
0- 00- 0  
0- 0  
0- 0  
0- 04- 0  
2- 0  
1- 0  
1- 05- 2 0- 0  
2- 1 0- 0  
3- 1 0- 0  
0- 0 0- 00- 0  
0- 0  
0- 0  
0- 0CONFERENCE  
HOME  
AWAY  
NEUTRAL0- 0  
0- 0  
0- 0  
0- 00- 2  
0- 1  
0- 1  
0- 05- 0  
2- 0  
3- 0  
0- 0

RPI 1-25

RPI 26-50

RPI 51-100

RPI 101+

Team's RPI: 119

RPI S Opponent Score  
10 A Gonzaga 51 70RPI S Opponent Score  
32 N Georgia Tech 51 74  
40 A Utah 60 74RPI S Opponent Score  
56 A Arizona 46 71RPI S Opponent Score  
108 A Northern Colo. 56 60  
130 H Idaho 72 86  
161 H Pepperdine 65 63  
176 H Eastern Wash. 63 48  
210 A Southern Utah 69 57  
218 H Utah Valley 80 68  
238 H Sacramento St. 73 43  
255 A Northern Ariz. 80 69  
287 A California Baptist 72 57  
291 N Kennesaw St. 60 49  
302 A Weber St. 70 57

LAST 12 Division I GAMES:

176 H Eastern Wash.	63 48	108 A Northern Colo.	56 60
130 H Idaho	72 86	238 H Sacramento St.	73 43
161 H Pepperdine	65 63	302 A Weber St.	70 57
218 H Utah Valley	80 68	255 A Northern Ariz.	80 69
32 N Georgia Tech	51 74	210 A Southern Utah	69 57
291 N Kennesaw St.	60 49	40 A Utah	60 74

Non-Div I Games: Benedictine Mesa 88 51

Idaho St.

Loss, Non-Conf, S Site, H Home A Away N Neutral

Average RPI Win:	232	WON-LOST	WINNING	LAST 10	STRENGTH OF	OPP. STRENGTH	TEAM	ADJ.	CONF.	ADJ CONF.
Average RPI Loss:	70	RECORD	PCT. RANK	GAMES	SCHEDULE	OF SCHEDULE	RPI	RPI	RPI	RPI
DIV. I ONLY	9- 9	165	3-7	98	113	167	167	4	4	
DIV. I NON-CONF.	8- 3	71	0- 0	240	275	157	157	5	5	
-----										
TOTALS	RPI 1-25	RPI 26-50	W-L RECORDS	RPI 51-100	RPI 101-150	RPI 150+				
9- 9	0- 2	0- 3	OVERALL	0- 2	1- 1	8- 1				
7- 5	0- 2	0- 2	HOME	0- 1	0- 0	7- 0				
2- 3	0- 0	0- 1	AWAY	0- 1	1- 1	1- 0				
0- 1	0- 0	0- 0	NEUTRAL	0- 0	0- 0	0- 1				
8- 3	0- 0	0- 2	NON-CONFERENCE	0- 0	0- 0	8- 1				
7- 1	0- 0	0- 1	HOME	0- 0	0- 0	7- 0				
1- 1	0- 0	0- 1	AWAY	0- 0	0- 0	1- 0				
0- 1	0- 0	0- 0	NEUTRAL	0- 0	0- 0	0- 1				
1- 6	0- 2	0- 1	CONFERENCE	0- 2	1- 1	0- 0				
0- 4	0- 2	0- 1	HOME	0- 1	0- 0	0- 0				
1- 2	0- 0	0- 0	AWAY	0- 1	1- 1	0- 0				
0- 0	0- 0	0- 0	NEUTRAL	0- 0	0- 0	0- 0				

RPI 1-25				RPI 26-50				RPI 51-100				RPI 101+ Team's RPI: 167			
RPI	S	Opponent	Score	RPI	S	Opponent	Score	RPI	S	Opponent	Score	RPI	S	Opponent	Score
12	H	Iowa	75 94	29	H	Indiana	83 85	72	H	Nebraska	67 77	107	A	Minnesota	66 62
16	H	Rutgers	60 71	34	H	Missouri	45 67	80	A	Northwestern	45 68	111	A	Penn St.	48 62
				37	A	Clemson	67 69					158	H	Indiana St.	75 57
												184	H	Eastern Mich.	72 66
												202	H	SIUE	74 57
												238	N	Sacramento St.	107 109
												259	H	Columbia	76 69
												281	H	Alabama A&M	88 60
												285	H	Murray St.	84 52
												307	A	Cal Poly	74 51
												309	H	Valparaiso	73 54
-----															
LAST 12 Division I GAMES:															
80	A	Northwestern	45 68	12	H	Iowa	75 94	111	A	Penn St.	48 62	16	H	Rutgers	60 71
29	H	Indiana	83 85	72	H	Nebraska	67 77	107	A	Minnesota	66 62	285	H	Murray St.	84 52
34	H	Missouri	45 67	80	A	Northwestern	45 68	158	H	Indiana St.	75 57	184	H	Eastern Mich.	72 66
202	H	SIUE	74 57												

Non-Div I Games:

Illinois

Average RPI Win: 233		WON-LOST	WINNING	LAST 10	STRENGTH OF		OPP. STRENGTH	TEAM	ADJ.	CONF.	ADJ CONF.
Loss: 134		RECORD	PCT. RANK	GAMES	SCHEDULE		OF SCHEDULE	RPI	RPI	RPI	RPI
DIV. I ONLY		9- 7	135	7-3	263		183	183	183	12	12
DIV. I NON-CONF.		6- 4	125	0- 0	302		285	189	189	14	14
TOTALS		RPI 1-25	RPI 26-50		W-L RECORDS		RPI 51-100	RPI 101-150	RPI 150+		
9- 7	0- 2	0- 0		OVERALL		1- 1	0- 0		8- 4		
6- 2	0- 1	0- 0		HOME		1- 1	0- 0		5- 0		
3- 5	0- 1	0- 0		AWAY		0- 0	0- 0		3- 4		
0- 0	0- 0	0- 0		NEUTRAL		0- 0	0- 0		0- 0		
6- 4	0- 1	0- 0		NON-CONFERENCE		0- 0	0- 0		6- 3		
4- 0	0- 0	0- 0		HOME		0- 0	0- 0		4- 0		
2- 4	0- 1	0- 0		AWAY		0- 0	0- 0		2- 3		
0- 0	0- 0	0- 0		NEUTRAL		0- 0	0- 0		0- 0		
3- 3	0- 1	0- 0		CONFERENCE		1- 1	0- 0		2- 1		
2- 2	0- 1	0- 0		HOME		1- 1	0- 0		1- 0		
1- 1	0- 0	0- 0		AWAY		0- 0	0- 0		1- 1		
0- 0	0- 0	0- 0		NEUTRAL		0- 0	0- 0		0- 0		

RPI 1-25					
RPI	S	Opponent	Score		
11	H	Drake	64	82	
21	A	Butler	56	58	

RPI 26-50					
RPI	S	Opponent	Score		

RPI 51-100					
RPI	S	Opponent	Score		
79	H	UNI	66	64	
96	H	Missouri St.	47	59	

RPI 101+					
RPI	S	Opponent	Score		
158	A	Indiana St.	44	59	
168	H	Southern Ill.	60	52	
184	A	Eastern Mich.	41	50	
193	A	UMKC	62	55	
202	A	SIUE	61	68	
208	H	Saint Louis	72	67	
217	H	North Dakota	67	55	
266	A	Cleveland St.	63	67	
279	A	Northern Ky.	58	53	
295	H	Oakland	62	56	
313	H	Austin Peay	61	49	
344	A	Evansville	72	61	

Team's RPI: 183					

LAST 12 Division I GAMES:					
79	H	UNI	66	64	
193	A	UMKC	62	55	
208	H	Saint Louis	72	67	
279	A	Northern Ky.	58	53	
313	H	Austin Peay	61	49	
295	H	Oakland	62	56	
96	H	Missouri St.	47	59	
168	H	Southern Ill.	60	52	
344	A	Evansville	72	61	
158	A	Indiana St.	44	59	
11	H	Drake	64	82	
21	A	Butler	56	58	

Non-Div I Games:	Maryville (MO)	61	52
------------------	----------------	----	----

Illinois St.

■ Loss, ■ Non-Conf, S Site, H Home A Away N Neutral



Average RPI Win:	319	WON-LOST	WINNING	LAST 10	STRENGTH OF	OPP. STRENGTH	TEAM	ADJ.	CONF.	ADJ CONF.
Average RPI Loss:	161	RECORD	PCT. RANK	GAMES	SCHEDULE	OF SCHEDULE	RPI	RPI	RPI	RPI

DIV. I ONLY	1- 15	343	1-9	159	251	315	315	26	26
DIV. I NON-CONF.	0- 11	336	0- 0	80	207	305	305	22	22
-----									
TOTALS	RPI 1-25	RPI 26-50	W-L RECORDS	RPI 51-100	RPI 101-150	RPI 150+			
1- 15	0- 1	0- 1	OVERALL	0- 2	0- 4	1- 7			
0- 6	0- 0	0- 0	HOME	0- 1	0- 3	0- 2			
1- 9	0- 1	0- 1	AWAY	0- 1	0- 1	1- 5			
0- 0	0- 0	0- 0	NEUTRAL	0- 0	0- 0	0- 0			
0- 11	0- 1	0- 1	NON-CONFERENCE	0- 1	0- 4	0- 4			
0- 4	0- 0	0- 0	HOME	0- 0	0- 3	0- 1			
0- 7	0- 1	0- 1	AWAY	0- 1	0- 1	0- 3			
0- 0	0- 0	0- 0	NEUTRAL	0- 0	0- 0	0- 0			
1- 4	0- 0	0- 0	CONFERENCE	0- 1	0- 0	1- 3			
0- 2	0- 0	0- 0	HOME	0- 1	0- 0	0- 1			
1- 2	0- 0	0- 0	AWAY	0- 0	0- 0	1- 2			
0- 0	0- 0	0- 0	NEUTRAL	0- 0	0- 0	0- 0			

RPI 1-25				RPI 26-50				RPI 51-100				RPI 101+ Team's RPI: 315			
RPI	S	Opponent	Score	RPI	S	Opponent	Score	RPI	S	Opponent	Score	RPI	S	Opponent	Score
13	A	Arizona St.	43 81	27	A	South Dakota	43 96	56	A	Arizona	42 84	101	H	Rice	63 74
								84	H	SFA	56 66	107	A	Minnesota	39 75
												116	H	Houston	60 79
												124	H	UT Arlington	49 97
												181	A	Massachusetts	59 71
												206	A	San Diego St.	38 81
												212	A	Nicholls St.	62 86
												215	H	Sam Houston St.	56 76
												302	H	Weber St.	64 72
												319	A	McNeese	68 66
												331	A	Central Ark.	43 74
												337	A	Grand Canyon	63 74
LAST 12 Division I GAMES:															
101	H	Rice	63 74	84	H	SFA	56 66	331	A	Central Ark.	43 74	215	H	Sam Houston St.	56 76
181	A	Massachusetts	59 71	319	A	McNeese	68 66	212	A	Nicholls St.	62 86	302	H	Weber St.	64 72
107	A	Minnesota	39 75	206	A	San Diego St.	38 81								
124	H	UT Arlington	49 97												
56	A	Arizona	42 84												
302	H	Weber St.	64 72												

Non-Div I Games:

Incarnate Word

Average RPI Win:	133	WON-LOST	WINNING	LAST 10	STRENGTH OF	OPP. STRENGTH	TEAM	ADJ.	CONF.	ADJ CONF.
Average RPI Loss:	93	RECORD	PCT. RANK	GAMES	SCHEDULE	OF SCHEDULE	RPI	RPI	RPI	RPI
DIV. I ONLY	15- 4	35	6-4	80	23	29	29	4	4	
DIV. I NON-CONF.	11- 1	13	0- 0	111	45	18	18	5	5	
-----										
TOTALS	RPI 1-25	RPI 26-50	W-L RECORDS	RPI 51-100	RPI 101-150	RPI 150+				
15- 4	1- 0	2- 1	OVERALL	3- 2	3- 0	6- 1				
8- 1	1- 0	1- 0	HOME	2- 1	1- 0	3- 0				
5- 2	0- 0	0- 1	AWAY	1- 1	1- 0	3- 0				
2- 1	0- 0	1- 0	NEUTRAL	0- 0	1- 0	0- 1				
11- 1	1- 0	1- 0	NON-CONFERENCE	3- 0	2- 0	4- 1				
6- 0	1- 0	0- 0	HOME	2- 0	0- 0	3- 0				
3- 0	0- 0	0- 0	AWAY	1- 0	1- 0	1- 0				
2- 1	0- 0	1- 0	NEUTRAL	0- 0	1- 0	0- 1				
4- 3	0- 0	1- 1	CONFERENCE	0- 2	1- 0	2- 0				
2- 1	0- 0	1- 0	HOME	0- 1	1- 0	0- 0				
2- 2	0- 0	0- 1	AWAY	0- 1	0- 0	2- 0				
0- 0	0- 0	0- 0	NEUTRAL	0- 0	0- 0	0- 0				

RPI 1-25				RPI 26-50				Team's RPI: 29				RPI 51-100				RPI 101+			
RPI	S	Opponent	Score	RPI	S	Opponent	Score	RPI	S	Opponent	Score	RPI	S	Opponent	Score	RPI	S	Opponent	Score
21	H	Butler	66 46	27	N	South Dakota	68 60	57	A	UCLA	67 65	111	H	Penn St.	83 75				
				28	H	Michigan St.	68 64	80	H	Northwestern	69 75	115	A	Wake Forest	87 73				
				33	A	Purdue	53 56	93	H	Northern Ill.	91 73	132	N	Loyol a Marymount	67 43				
								96	H	Missouri St.	98 74	159	N	Grambl ing	62 65				
								99	A	Ohio St.	50 55	164	A	Wi sconsi n	75 68				
												167	A	Ill i noi s	85 83				
												185	H	Mi l waukee	68 66				
												213	H	Fl ori da	83 64				
												295	A	Oakl and	59 32				
												298	H	North Fl ori da	75 52				
LAST 12 Division I GAMES:																			
111	H	Penn St.	83 75	33	A	Purdue	53 56	80	H	Northwestern	69 75	164	A	Wi sconsi n	75 68				
167	A	Ill i noi s	85 83	27	N	South Dakota	68 60	99	A	Ohio St.	50 55	28	H	Michigan St.	68 64				
27	N	South Dakota	68 60	159	N	Grambl ing	62 65	21	H	Butler	66 46								
132	N	Loyol a Marymount	67 43	96	H	Missouri St.	98 74												

Non-Div I Games:

Indiana

Average RPI Win:	250	WON-LOST	WINNING	LAST 10	STRENGTH OF	OPP. STRENGTH	TEAM	ADJ.	CONF.	ADJ CONF.
Average RPI Loss:	154	RECORD	PCT. RANK	GAMES	SCHEDULE	OF SCHEDULE	RPI	RPI	RPI	RPI
DIV. I ONLY	8- 8	165	5-5	160	313	158	158	12	12	
DIV. I NON-CONF.	5- 5	162	0- 0	213	324	176	176	14	14	
-----										
TOTALS	RPI 1-25	RPI 26-50	W-L RECORDS	RPI 51-100	RPI 101-150	RPI 150+				
8- 8	0- 1	0- 0	OVERALL	0- 1	0- 1	8- 5				
2- 2	0- 0	0- 0	HOME	0- 0	0- 0	2- 2				
6- 5	0- 1	0- 0	AWAY	0- 1	0- 0	6- 3				
0- 1	0- 0	0- 0	NEUTRAL	0- 0	0- 1	0- 0				
5- 5	0- 1	0- 0	NON-CONFERENCE	0- 0	0- 1	5- 3				
1- 1	0- 0	0- 0	HOME	0- 0	0- 0	1- 1				
4- 3	0- 1	0- 0	AWAY	0- 0	0- 0	4- 2				
0- 1	0- 0	0- 0	NEUTRAL	0- 0	0- 1	0- 0				
3- 3	0- 0	0- 0	CONFERENCE	0- 1	0- 0	3- 2				
1- 1	0- 0	0- 0	HOME	0- 0	0- 0	1- 1				
2- 2	0- 0	0- 0	AWAY	0- 1	0- 0	2- 1				
0- 0	0- 0	0- 0	NEUTRAL	0- 0	0- 0	0- 0				

RPI 1-25				RPI 26-50				RPI 51-100				RPI 101+				Team's RPI: 158
RPI	S	Opponent	Score	RPI	S	Opponent	Score	RPI	S	Opponent	Score	RPI	S	Opponent	Score	
21	A	Butler	49 72					96	A	Missouri St.	58 71	148	N	UC Irvine	61 77	
												154	H	IUPUI	59 64	
												167	A	Illinois	57 75	
												168	A	Southern Ill.	61 58	
												173	H	Bradley	45 61	
												183	H	Illinois St.	59 44	
												208	A	Saint Louis	60 56	
												220	A	Southeast Mo. St.	62 51	
												221	A	Loyola Chicago	54 56	
												241	A	Marshall	62 53	
												250	A	Eastern Ill.	39 63	
												309	A	Valparaiso	86 82	
												335	H	UIC	60 53	
												337	A	Grand Canyon	88 81	
-----																
LAST 12 Division I GAMES:																
96	A	Missouri St.	58 71	221	A	Loyola Chicago	54 56									
250	A	Eastern Ill.	39 63	309	A	Valparaiso	86 82									
21	A	Butler	49 72	173	H	Bradley	45 61									
335	H	UIC	60 53	183	H	Illinois St.	59 44									
167	A	Illinois	57 75	168	A	Southern Ill.	61 58									
154	H	IUPUI	59 64	220	A	Southeast Mo. St.	62 51									

Non-Div I Games: Davenport 79 43

Indiana St.

Average RPI Win: 198

Average RPI Loss: 172

WON-LOST  
RECORDWINNING  
PCT. RANKLAST 10  
GAMESSTRENGTH OF  
SCHEDULEOPP. STRENGTH  
OF SCHEDULETEAM  
RPIADJ.  
RPICONF.  
RPIADJ CONF.  
RPIDIV. I ONLY  
DIV. I NON-CONF.1- 17  
1- 10347  
3300-10  
0- 0168  
87218  
102329  
281329  
28127  
2827  
28

TOTALS

RPI 1-25

RPI 26-50

W-L RECORDS

RPI 51-100

RPI 101-150

RPI 150+

1- 17

0- 1

0- 0

OVERALL

0- 4

0- 4

1- 8

1- 9

0- 1

0- 0

HOME

0- 1

0- 3

1- 4

0- 8

0- 0

0- 0

AWAY

0- 3

0- 1

0- 4

0- 0

0- 0

0- 0

NEUTRAL

0- 0

0- 0

0- 0

1- 10

0- 1

0- 0

NON-CONFERENCE

0- 4

0- 3

1- 2

1- 5

0- 1

0- 0

HOME

0- 1

0- 3

1- 0

0- 5

0- 0

0- 0

AWAY

0- 3

0- 0

0- 2

0- 0

0- 0

0- 0

NEUTRAL

0- 0

0- 0

0- 0

0- 7

0- 0

0- 0

CONFERENCE

0- 0

0- 1

0- 6

0- 4

0- 0

0- 0

HOME

0- 0

0- 0

0- 4

0- 3

0- 0

0- 0

AWAY

0- 0

0- 1

0- 2

0- 0

0- 0

0- 0

NEUTRAL

0- 0

0- 0

0- 0

RPI 1-25

RPI 26-50

RPI 51-100

RPI 101+

Team's RPI: 329

RPI	S	Opponent	Score
19	H	Central Mich.	39 82

RPI	S	Opponent	Score
-----	---	----------	-------

RPI	S	Opponent	Score
52	A	Bucknell	43 81
73	A	Kansas	44 75
82	H	Penn	43 66
92	A	Toledo	38 84

RPI	S	Opponent	Score
106	H	St. John's (NY)	35 61
134	A	Marist	36 76
141	H	Fordham	40 57
145	H	Stony Brook	51 53
198	H	George Washington	52 43
203	H	Rider	58 66
231	A	Temple	39 59
243	H	Niagara	46 58
249	H	Monmouth	38 55
258	A	Hofstra	49 74
261	A	Siena	47 59
293	H	Canisius	40 48
341	A	Manhattan	33 55

LAST 12 Division I GAMES:

261	A	Siena	47 59	134	A	Marist	36 76
249	H	Monmouth	38 55	341	A	Manhattan	33 55
141	H	Fordham	40 57	203	H	Rider	58 66
145	H	Stony Brook	51 53	243	H	Niagara	46 58
82	H	Penn	43 66	293	H	Canisius	40 48
231	A	Temple	39 59	52	A	Bucknell	43 81

Non-Div I Games:

Iona



Average RPI Win:	104	WON-LOST	WINNING	LAST 10	STRENGTH OF	OPP. STRENGTH	TEAM	ADJ.	CONF.	ADJ CONF.
Average RPI Loss:	41	RECORD	PCT. RANK	GAMES	SCHEDULE	OF SCHEDULE	RPI	RPI	RPI	RPI
DIV. I ONLY	14- 4	38	8-2	3	51	14	14	3	3	
DIV. I NON-CONF.	10- 2	37	3- 0	9	73	9	9	3	3	
-----										
TOTALS	RPI 1-25	RPI 26-50	W-L RECORDS	RPI 51-100	RPI 101-150	RPI 150+				
14- 4	1- 2	4- 1	OVERALL	4- 0	1- 1	4- 0				
12- 1	1- 1	4- 0	HOME	3- 0	1- 0	3- 0				
1- 3	0- 1	0- 1	AWAY	1- 0	0- 1	0- 0				
1- 0	0- 0	0- 0	NEUTRAL	0- 0	0- 0	1- 0				
10- 2	1- 1	3- 1	NON-CONFERENCE	2- 0	0- 0	4- 0				
9- 0	1- 0	3- 0	HOME	2- 0	0- 0	3- 0				
0- 2	0- 1	0- 1	AWAY	0- 0	0- 0	0- 0				
1- 0	0- 0	0- 0	NEUTRAL	0- 0	0- 0	1- 0				
4- 2	0- 1	1- 0	CONFERENCE	2- 0	1- 1	0- 0				
3- 1	0- 1	1- 0	HOME	1- 0	1- 0	0- 0				
1- 1	0- 0	0- 0	AWAY	1- 0	0- 1	0- 0				
0- 0	0- 0	0- 0	NEUTRAL	0- 0	0- 0	0- 0				

RPI	S	Opponent	Score	RPI	S	Opponent	Score	RPI	S	Opponent	Score	RPI	S	Opponent	Score
11	H	Drake	86 81	27	A	South Dakota	59 64	52	H	Bucknell	86 61	103	A	West Virginia	64 73
12	A	Iowa	70 73	35	H	Miami (FL)	75 52	63	H	TCU	92 54	137	H	Oklahoma	104 78
23	H	Texas	62 64	42	H	Kansas St.	96 58	73	A	Kansas	82 73	184	N	Eastern Mich.	85 59
				48	H	Auburn	67 64	93	H	Northern Ill.	70 60	205	H	Prairie View	94 46
				50	H	Arkansas	91 82					217	H	North Dakota	87 35
-----															
LAST 12 Division I GAMES:															
23	H	Texas	62 64	93	H	Northern Ill.	70 60	48	H	Auburn	67 64	35	H	Miami (FL)	75 52
63	H	TCU	92 54	48	H	Auburn	67 64	137	H	Oklahoma	104 78	103	A	West Virginia	64 73
73	A	Kansas	82 73	35	H	Miami (FL)	75 52	52	H	Bucknell	86 61	11	H	Drake	86 81
42	H	Kansas St.	96 58	137	H	Oklahoma	104 78								
52	H	Bucknell	86 61	103	A	West Virginia	64 73								
205	H	Prairie View	94 46	11	H	Drake	86 81								

Non-Div I Games:

Iowa St.

Average RPI Win:	339	WON-LOST	WINNING	LAST 10	STRENGTH OF	OPP. STRENGTH	TEAM	ADJ.	CONF.	ADJ CONF.
Average RPI Loss:	188	RECORD	PCT. RANK	GAMES	SCHEDULE	OF SCHEDULE	RPI	RPI	RPI	RPI
DIV. I ONLY	3- 12	307	3-7	318	291	334	334	30	30	
DIV. I NON-CONF.	2- 7	288	0- 0	188	299	289	289	26	26	
-----										
TOTALS	RPI 1-25	RPI 26-50	W-L RECORDS	RPI 51-100	RPI 101-150	RPI 150+				
3- 12	0- 1	0- 1	OVERALL	0- 0	0- 1	3- 9				
2- 2	0- 0	0- 0	HOME	0- 0	0- 0	2- 2				
0- 9	0- 1	0- 1	AWAY	0- 0	0- 1	0- 6				
1- 1	0- 0	0- 0	NEUTRAL	0- 0	0- 0	1- 1				
2- 7	0- 1	0- 1	NON-CONFERENCE	0- 0	0- 1	2- 4				
1- 1	0- 0	0- 0	HOME	0- 0	0- 0	1- 1				
0- 5	0- 1	0- 1	AWAY	0- 0	0- 1	0- 2				
1- 1	0- 0	0- 0	NEUTRAL	0- 0	0- 0	1- 1				
1- 5	0- 0	0- 0	CONFERENCE	0- 0	0- 0	1- 5				
1- 1	0- 0	0- 0	HOME	0- 0	0- 0	1- 1				
0- 4	0- 0	0- 0	AWAY	0- 0	0- 0	0- 4				
0- 0	0- 0	0- 0	NEUTRAL	0- 0	0- 0	0- 0				

RPI 1-25				RPI 26-50				RPI 51-100				RPI 101+				Team's RPI: 334
RPI	S	Opponent	Score	RPI	S	Opponent	Score	RPI	S	Opponent	Score	RPI	S	Opponent	Score	
9	A	Mississippi St.	38 105	50	A	Arkansas	57 76					124	A	UT Arlington	63 99	
												180	N	Akron	57 74	
												182	H	Southern U.	74 76	
												205	A	Prairie View	57 76	
												224	A	Alabama St.	67 74	
												236	H	Southeastern La.	45 50	
												245	A	Texas Southern	67 76	
												257	A	Memphis	67 68	
												264	A	Louisiana	61 68	
												281	A	Alabama A&M	55 58	
												331	H	Central Ark.	65 56	
												335	N	UIC	72 57	
												350	H	Alcorn	88 66	
-----																
LAST 12 Division I GAMES:																
281	A	Alabama A&M	55 58	245	A	Texas Southern	67 76									
50	A	Arkansas	57 76	205	A	Prairie View	57 76									
335	N	UIC	72 57	182	H	Southern U.	74 76									
180	N	Akron	57 74	350	H	Alcorn	88 66									
236	H	Southeastern La.	45 50	224	A	Alabama St.	67 74									
9	A	Mississippi St.	38 105	264	A	Louisiana	61 68									

Non-Div I Games: Spring Hill 105 57 Millsaps 88 38

Jackson St.

Average RPI Win:	296	WON-LOST	WINNING	LAST 10	STRENGTH OF	OPP. STRENGTH	TEAM	ADJ.	CONF.	ADJ CONF.
Average RPI Loss:	154	RECORD	PCT. RANK	GAMES	SCHEDULE	OF SCHEDULE	RPI	RPI	RPI	RPI
DIV. I ONLY	8- 8	165	7-3	268	298	197	197	25	25	
DIV. I NON-CONF.	4- 6	212	0- 0	185	278	199	199	27	27	
-----										
TOTALS	RPI 1-25	RPI 26-50	W-L RECORDS	RPI 51-100	RPI 101-150	RPI 150+				
8- 8	0- 1	0- 1	OVERALL	0- 1	0- 1	8- 4				
2- 2	0- 0	0- 0	HOME	0- 0	0- 0	2- 2				
6- 4	0- 1	0- 1	AWAY	0- 0	0- 1	6- 1				
0- 2	0- 0	0- 0	NEUTRAL	0- 1	0- 0	0- 1				
4- 6	0- 1	0- 1	NON-CONFERENCE	0- 1	0- 1	4- 2				
1- 1	0- 0	0- 0	HOME	0- 0	0- 0	1- 1				
3- 3	0- 1	0- 1	AWAY	0- 0	0- 1	3- 0				
0- 2	0- 0	0- 0	NEUTRAL	0- 1	0- 0	0- 1				
4- 2	0- 0	0- 0	CONFERENCE	0- 0	0- 0	4- 2				
1- 1	0- 0	0- 0	HOME	0- 0	0- 0	1- 1				
3- 1	0- 0	0- 0	AWAY	0- 0	0- 0	3- 1				
0- 0	0- 0	0- 0	NEUTRAL	0- 0	0- 0	0- 0				

RPI 1-25				RPI 26-50				RPI 51-100				RPI 101+				Team's RPI: 197
RPI	S	Opponent	Score	RPI	S	Opponent	Score	RPI	S	Opponent	Score	RPI	S	Opponent	Score	
22	A	Florida St.	46 79	31	A	Texas A&M	53 73	55	N	Old Domini on	76 78	111	A	Penn St.	61 80	
												160	H	North Ala.	59 62	
												179	H	Mercer	71 66	
												263	A	Liberty	64 52	
												277	H	Bethune-Cookman	56 58	
												281	N	Al abama A&M	60 65	
												291	A	Kennesaw St.	55 75	
												298	A	North Florida	80 72	
												311	A	FIU	73 62	
												317	A	NJIT	61 56	
												327	H	Lipscomb	62 47	
												333	A	Charleston So.	68 58	
												339	A	Savannah St.	68 58	
-----																
LAST 12 Division I GAMES:																
327	H	Lipscomb	62 47	298	A	North Florida	80 72	317	A	NJIT	61 56	160	H	North Ala.	59 62	
179	H	Mercer	71 66	317	A	NJIT	61 56	263	A	Liberty	64 52	291	A	Kennesaw St.	55 75	
311	A	FIU	73 62	263	A	Liberty	64 52	291	A	Kennesaw St.	55 75	333	A	Charleston So.	68 58	
281	N	Al abama A&M	60 65	291	A	Kennesaw St.	55 75	333	A	Charleston So.	68 58					
111	A	Penn St.	61 80													
277	H	Bethune-Cookman	56 58													

Non-Div I Games: Webber Int'l 73 39 Edward Waters 100 48 Warner 105 55

Jacksonville



Average RPI Win:	268	WON-LOST	WINNING	LAST 10	STRENGTH OF	OPP. STRENGTH	TEAM	ADJ.	CONF.	ADJ CONF.
Average RPI Loss:	106	RECORD	PCT. RANK	GAMES	SCHEDULE	OF SCHEDULE	RPI	RPI	RPI	RPI
DIV. I ONLY	7- 9	207	4-6	188	196	195	195	22	22	
DIV. I NON-CONF.	5- 5	162	0- 1	218	205	186	186	20	20	
<hr/>										
TOTALS	RPI 1-25	RPI 26-50	W-L RECORDS	RPI 51-100	RPI 101-150	RPI 150+				
7- 9	0- 0	0- 0	OVERALL	0- 6	0- 1	7- 2				
2- 5	0- 0	0- 0	HOME	0- 3	0- 1	2- 1				
5- 2	0- 0	0- 0	AWAY	0- 1	0- 0	5- 1				
0- 2	0- 0	0- 0	NEUTRAL	0- 2	0- 0	0- 0				
5- 5	0- 0	0- 0	NON-CONFERENCE	0- 4	0- 0	5- 1				
1- 2	0- 0	0- 0	HOME	0- 2	0- 0	1- 0				
4- 1	0- 0	0- 0	AWAY	0- 0	0- 0	4- 1				
0- 2	0- 0	0- 0	NEUTRAL	0- 2	0- 0	0- 0				
2- 4	0- 0	0- 0	CONFERENCE	0- 2	0- 1	2- 1				
1- 3	0- 0	0- 0	HOME	0- 1	0- 1	1- 1				
1- 1	0- 0	0- 0	AWAY	0- 1	0- 0	1- 0				
0- 0	0- 0	0- 0	NEUTRAL	0- 0	0- 0	0- 0				

RPI 1-25				RPI 26-50				RPI 51-100				RPI 101+				Team's RPI: 195
RPI	S	Opponent	Score	RPI	S	Opponent	Score	RPI	S	Opponent	Score	RPI	S	Opponent	Score	
								66	N	Harvard	62 69	105	H	Tennessee Tech	49 66	
								75	A	Bel mont	52 66	157	A	Texas Tech	58 71	
								75	H	Bel mont	41 64	177	H	Georgi a St.	61 56	
								89	H	Troy	63 89	194	A	Ole Miss	60 49	
								91	N	Washi ngton St.	51 64	202	H	SIUE	47 51	
								95	H	Mi ami (OH)	41 58	250	H	Eastern Ill.	78 49	
												281	A	Al abama A&M	55 48	
												301	A	Tennessee St.	62 52	
												327	A	Li pscomb	58 46	
												346	A	Fl ori da A&M	62 31	
<hr/>																
LAST 12 Division I GAMES:																
301	A	Tennessee St.	62 52	91	N	Washington St.	51 64	105	H	Tennessee Tech	49 66	75	H	Bel mont	41 64	
75	A	Bel mont	52 66	75	H	Bel mont	41 64	202	H	SIUE	47 51	250	H	Eastern Ill.	78 49	
89	H	Troy	63 89	202	H	SIUE	47 51	281	A	Ole Miss	60 49					
95	H	Mi ami (OH)	41 58													
177	H	Georgi a St.	61 56													
281	A	Al abama A&M	55 48													

Non-Div I Games: Montevallo 84 52

Jacksonville St.

Average RPI Win:	194	WON-LOST	WINNING	LAST 10	STRENGTH OF	OPP. STRENGTH	TEAM	ADJ.	CONF.	ADJ CONF.
Average RPI Loss:	112	RECORD	PCT. RANK	GAMES	SCHEDULE	OF SCHEDULE	RPI	RPI	RPI	RPI
DIV. I ONLY	13- 4	42	7-3	186	145	58	58	10	10	
DIV. I NON-CONF.	8- 3	71	0- 0	224	141	75	75	13	13	
-----										
TOTALS	RPI 1-25	RPI 26-50	W-L RECORDS	RPI 51-100	RPI 101-150	RPI 150+				
13- 4	0- 1	0- 0	OVERALL	3- 0	2- 2	8- 1				
7- 0	0- 0	0- 0	HOME	3- 0	1- 0	3- 0				
6- 4	0- 1	0- 0	AWAY	0- 0	1- 2	5- 1				
0- 0	0- 0	0- 0	NEUTRAL	0- 0	0- 0	0- 0				
8- 3	0- 1	0- 0	NON-CONFERENCE	2- 0	1- 1	5- 1				
5- 0	0- 0	0- 0	HOME	2- 0	1- 0	2- 0				
3- 3	0- 1	0- 0	AWAY	0- 0	0- 1	3- 1				
0- 0	0- 0	0- 0	NEUTRAL	0- 0	0- 0	0- 0				
5- 1	0- 0	0- 0	CONFERENCE	1- 0	1- 1	3- 0				
2- 0	0- 0	0- 0	HOME	1- 0	0- 0	1- 0				
3- 1	0- 0	0- 0	AWAY	0- 0	1- 1	2- 0				
0- 0	0- 0	0- 0	NEUTRAL	0- 0	0- 0	0- 0				

RPI 1-25				RPI 26-50				RPI 51-100				Team's RPI : 58				RPI 101+			
RPI	S	Opponent	Score	RPI	S	Opponent	Score	RPI	S	Opponent	Score	RPI	S	Opponent	Score	RPI	S	Opponent	Score
25	A	Maryland	63 87					54	H	Northeastern	84 49	106	H	St. John's (NY)	64 51				
								83	H	Georgetown	69 57	115	A	Wake Forest	49 50				
								87	H	Dayton	68 55	117	A	UNCW	63 66				
												122	A	Drexel	51 35				
												191	A	Delaware	68 43				
												192	A	Hampton	65 72				
												198	H	George Washington	50 37				
												237	A	Robert Morris	59 36				
												258	H	Hofstra	77 54				
												263	A	Liberty	74 53				
												276	H	Winthrop	56 39				
												296	A	Col. of Charleston	91 50				
												348	A	Delaware St.	103 57				
LAST 12 Division I GAMES:																			
191	A	Delaware	68 43	296	A	Col. of Charleston	91 50	117	A	UNCW	63 66								
237	A	Robert Morris	59 36	54	H	Northeastern	84 49	258	H	Hofstra	77 54								
106	H	St. John's (NY)	64 51	122	A	Drexel	51 35	263	A	Liberty	74 53								
115	A	Wake Forest	49 50																
25	A	Maryland	63 87																
87	H	Dayton	68 55																

Non-Div I Games:

James Madison

Average RPI Win: 170

Average RPI Loss: 62

WON-LOST  
RECORDWINNING  
PCT. RANKLAST 10  
GAMESSTRENGTH OF  
SCHEDULEOPP. STRENGTH  
OF SCHEDULETEAM  
RPIADJ.  
RPICONF.  
RPIADJ CONF.  
RPIDIV. I ONLY  
DIV. I NON-CONF.11- 5  
10- 176  
195-5  
1- 073  
21955  
12373  
3973  
393  
33  
3

TOTALS

RPI 1-25

RPI 26-50

W-L RECORDS

RPI 51-100

RPI 101-150

RPI 150+

11- 5

0- 2

2- 0

OVERALL

2- 2

0- 0

7- 1

7- 3

0- 2

0- 0

HOME

0- 1

0- 0

7- 0

2- 2

0- 0

2- 0

AWAY

0- 1

0- 0

0- 1

2- 0

0- 0

0- 0

NEUTRAL

2- 0

0- 0

0- 0

10- 1

0- 0

1- 0

NON-CONFERENCE

2- 1

0- 0

7- 0

7- 0

0- 0

0- 0

HOME

0- 0

0- 0

7- 0

1- 1

0- 0

1- 0

AWAY

0- 1

0- 0

0- 0

2- 0

0- 0

0- 0

NEUTRAL

2- 0

0- 0

0- 0

1- 4

0- 2

1- 0

CONFERENCE

0- 1

0- 0

0- 1

0- 3

0- 2

0- 0

HOME

0- 1

0- 0

0- 0

1- 1

0- 0

1- 0

AWAY

0- 0

0- 0

0- 1

0- 0

0- 0

0- 0

NEUTRAL

0- 0

0- 0

0- 0

RPI 1-25

RPI 26-50

RPI 51-100

Team's RPI: 73

RPI 101+

RPI	S	Opponent	Score
2	H	Baylor	68 94
14	H	Iowa St.	73 82

RPI	S	Opponent	Score
42	A	Kansas St.	61 54
47	A	LSU	68 61

RPI	S	Opponent	Score
64	H	Oklahoma St.	62 72
72	A	Nebraska	52 58
80	N	Northwestern	66 57
91	N	Washington St.	71 63

RPI	S	Opponent	Score
157	A	Texas Tech	66 69
159	H	Grambling	76 45
170	H	Oral Roberts	70 58
193	H	UMKC	67 55
199	H	George Mason	77 56
275	H	Vermont	77 36
281	H	Alabama A&M	65 54
329	H	Iona	75 44

LAST 12 Division I GAMES:

14	H	Iowa St.	73 82	80	N	Northwestern	66 57
275	H	Vermont	77 36	64	H	Oklahoma St.	62 72
91	N	Washington St.	71 63	2	H	Baylor	68 94
159	H	Grambling	76 45	42	A	Kansas St.	61 54
72	A	Nebraska	52 58	157	A	Texas Tech	66 69
47	A	LSU	68 61	329	H	Iona	75 44

Non-Div I Games:

Kansas

Loss, 
 Non-Conf, 
 S Site, 
 H Home 
 A Away 
 N Neutral

Average RPI Win:	152	WON-LOST	WINNING	LAST 10	STRENGTH OF	OPP. STRENGTH	TEAM	ADJ.	CONF.	ADJ CONF.
Average RPI Loss:	25	RECORD	PCT. RANK	GAMES	SCHEDULE	OF SCHEDULE	RPI	RPI	RPI	RPI

DIV. I ONLY	12- 6	83	6-4	44	7	42	42	3	3
DIV. I NON-CONF.	9- 3	61	0- 0	112	16	56	56	3	3
-----									
TOTALS	RPI 1-25	RPI 26-50	W-L RECORDS	RPI 51-100	RPI 101-150	RPI 150+			
12- 6	1- 4	0- 1	OVERALL	4- 1	1- 0	6- 0			
9- 1	1- 0	0- 0	HOME	2- 1	1- 0	5- 0			
2- 2	0- 2	0- 0	AWAY	1- 0	0- 0	1- 0			
1- 3	0- 2	0- 1	NEUTRAL	1- 0	0- 0	0- 0			
9- 3	0- 2	0- 1	NON-CONFERENCE	4- 0	0- 0	5- 0			
7- 0	0- 0	0- 0	HOME	2- 0	0- 0	5- 0			
1- 0	0- 0	0- 0	AWAY	1- 0	0- 0	0- 0			
1- 3	0- 2	0- 1	NEUTRAL	1- 0	0- 0	0- 0			
3- 3	1- 2	0- 0	CONFERENCE	0- 1	1- 0	1- 0			
2- 1	1- 0	0- 0	HOME	0- 1	1- 0	0- 0			
1- 2	0- 2	0- 0	AWAY	0- 0	0- 0	1- 0			
0- 0	0- 0	0- 0	NEUTRAL	0- 0	0- 0	0- 0			

RPI 1-25	RPI 26-50	Team's RPI: 42	RPI 51-100	RPI 101+
RPI S Opponent Score	RPI S Opponent Score		RPI S Opponent Score	RPI S Opponent Score
2 A Baylor 50 65	43 N DePaul 59 79		60 H Lamar University 73 55	137 H Oklahoma 86 56
6 N Syracuse 61 70			73 H Kansas 54 61	157 A Texas Tech 66 62
13 N Arizona St. 51 65			79 H UNI 72 62	171 H Vanderbilt 72 61
14 A Iowa St. 58 96			88 N Princeton 80 61	190 H North Texas 60 42
23 H Texas 87 69			100 A Little Rock 53 47	193 H UMKC 61 50
				300 H Omaha 61 46
				331 H Central Ark. 70 54
-----				
LAST 12 Division I GAMES:				
14 A Iowa St. 58 96	157 A Texas Tech 66 62			
79 H UNI 72 62	23 H Texas 87 69			
331 H Central Ark. 70 54	73 H Kansas 54 61			
13 N Arizona St. 51 65	2 A Baylor 50 65			
100 A Little Rock 53 47	137 H Oklahoma 86 56			
60 H Lamar University 73 55	171 H Vanderbilt 72 61			

Non-Div I Games:

Kansas St.

Average RPI Win:	269	WON-LOST	WINNING	LAST 10	STRENGTH OF	OPP. STRENGTH	TEAM	ADJ.	CONF.	ADJ CONF.
Average RPI Loss:	174	RECORD	PCT. RANK	GAMES	SCHEDULE	OF SCHEDULE	RPI	RPI	RPI	RPI
DIV. I ONLY	4- 13	298	2-8	169	320	291	291	25	25	
DIV. I NON-CONF.	3- 9	271	0- 0	181	314	283	283	27	27	
<hr/>										
TOTALS	RPI 1-25	RPI 26-50	W-L RECORDS	RPI 51-100	RPI 101-150	RPI 150+				
4- 13	0- 0	0- 2	OVERALL	0- 2	0- 1	4- 8				
3- 2	0- 0	0- 0	HOME	0- 1	0- 0	3- 1				
0- 7	0- 0	0- 1	AWAY	0- 1	0- 0	0- 5				
1- 4	0- 0	0- 1	NEUTRAL	0- 0	0- 1	1- 2				
3- 9	0- 0	0- 2	NON-CONFERENCE	0- 1	0- 1	3- 5				
2- 0	0- 0	0- 0	HOME	0- 0	0- 0	2- 0				
0- 5	0- 0	0- 1	AWAY	0- 1	0- 0	0- 3				
1- 4	0- 0	0- 1	NEUTRAL	0- 0	0- 1	1- 2				
1- 4	0- 0	0- 0	CONFERENCE	0- 1	0- 0	1- 3				
1- 2	0- 0	0- 0	HOME	0- 1	0- 0	1- 1				
0- 2	0- 0	0- 0	AWAY	0- 0	0- 0	0- 2				
0- 0	0- 0	0- 0	NEUTRAL	0- 0	0- 0	0- 0				

RPI S Opponent	Score	RPI S Opponent	Score	RPI S Opponent	Score	RPI S Opponent	Score
28 N Michigan St.	51 75	74 A Seton Hall	80 102	119 N Idaho St.	49 60		
32 A Georgia Tech	35 60	97 H FGCU	46 69	160 A North Ala.	55 80		
				177 A Georgia St.	73 79		
				179 A Mercer	48 64		
				197 H Jacksonville	75 55		
				222 A East Carolina	56 68		
				246 H Furman	74 63		
				263 H Liberty	61 67		
				277 N Bethune-Cookman	61 64		
				284 H Ga. Southern	78 59		
				314 N UMBC	53 57		
				317 A NJIT	60 66		
				349 N N.C. Central	78 54		
<hr/>							
LAST 12 Division I GAMES:							
349 N N.C. Central	78 54	160 A North Ala.	55 80				
277 N Bethune-Cookman	61 64	97 H FGCU	46 69				
32 A Georgia Tech	35 60	263 H Liberty	61 67				
177 A Georgia St.	73 79	197 H Jacksonville	75 55				
179 A Mercer	48 64	317 A NJIT	60 66				
284 H Ga. Southern	78 59	28 N Michigan St.	51 75				

Non-Div I Games: Middle Ga. St. 80 70

Kennesaw St.

Average RPI Win:	206	WON-LOST	WINNING	LAST 10	STRENGTH OF	OPP. STRENGTH	TEAM	ADJ.	CONF.	ADJ CONF.
Average RPI Loss:	57	RECORD	PCT. RANK	GAMES	SCHEDULE	OF SCHEDULE	RPI	RPI	RPI	RPI
DIV. I ONLY	9- 6	118	7-3	67	116	76	76	8	8	
DIV. I NON-CONF.	6- 4	125	0- 0	206	124	114	114	8	8	
-----										
TOTALS	RPI 1-25	RPI 26-50	W-L RECORDS	RPI 51-100	RPI 101-150	RPI 150+				
9- 6	0- 2	0- 2	OVERALL	2- 1	1- 1	6- 0				
5- 2	0- 1	0- 0	HOME	1- 0	1- 1	3- 0				
4- 4	0- 1	0- 2	AWAY	1- 1	0- 0	3- 0				
0- 0	0- 0	0- 0	NEUTRAL	0- 0	0- 0	0- 0				
6- 4	0- 1	0- 1	NON-CONFERENCE	0- 1	1- 1	5- 0				
3- 1	0- 0	0- 0	HOME	0- 0	1- 1	2- 0				
3- 3	0- 1	0- 1	AWAY	0- 1	0- 0	3- 0				
0- 0	0- 0	0- 0	NEUTRAL	0- 0	0- 0	0- 0				
3- 2	0- 1	0- 1	CONFERENCE	2- 0	0- 0	1- 0				
2- 1	0- 1	0- 0	HOME	1- 0	0- 0	1- 0				
1- 1	0- 0	0- 1	AWAY	1- 0	0- 0	0- 0				
0- 0	0- 0	0- 0	NEUTRAL	0- 0	0- 0	0- 0				

RPI 1-25				RPI 26-50				RPI 51-100				RPI 101+			
RPI	S	Opponent	Score	RPI	S	Opponent	Score	RPI	S	Opponent	Score	RPI	S	Opponent	Score
7	A	NC State	61 78	39	A	Ohio	81 83	81	A	Wright St.	55 61	120	H	Youngstown St.	62 34
19	H	Central Mich.	75 82	44	A	North Carolina	60 73	92	A	Toledo	58 47	149	H	Duquesne	72 77
								93	H	Northern Ill.	87 78	184	H	Eastern Mich.	71 64
												237	A	Robert Morris	54 46
												239	A	St. Bonaventure	76 64
												279	H	Northern Ky.	62 61
												295	H	Oakland	75 65
												317	A	NJIT	57 40
-----															
LAST 12 Division I GAMES:															
317	A	NJIT	57 40	19	H	Central Mich.	75 82	39	A	Ohio	81 83	92	A	Toledo	58 47
239	A	St. Bonaventure	76 64	92	A	Toledo	58 47	93	H	Northern Ill.	87 78	184	H	Eastern Mich.	71 64
237	A	Robert Morris	54 46	81	A	Wright St.	55 61	149	H	Duquesne	72 77	295	H	Oakland	75 65
149	H	Duquesne	72 77	120	H	Youngstown St.	62 34	295	H	Oakland	75 65				
120	H	Youngstown St.	62 34												

Non-Div I Games: Clarion 92 38

Kent St.

Average RPI Win:	147	WON-LOST	WINNING	LAST 10	STRENGTH OF	OPP. STRENGTH	TEAM	ADJ.	CONF.	ADJ CONF.
Average RPI Loss:	69	RECORD	PCT. RANK	GAMES	SCHEDULE	OF SCHEDULE	RPI	RPI	RPI	RPI
DIV. I ONLY	16- 3	20	7-3	90	28	24	24	6	6	
DIV. I NON-CONF.	13- 1	9	0- 0	129	53	20	20	6	6	
-----										
TOTALS	RPI 1-25	RPI 26-50	W-L RECORDS	RPI 51-100	RPI 101-150	RPI 150+				
16- 3	0- 2	3- 0	OVERALL	3- 0	2- 0	8- 1				
11- 1	0- 0	0- 0	HOME	2- 0	1- 0	8- 1				
2- 2	0- 2	2- 0	AWAY	0- 0	0- 0	0- 0				
3- 0	0- 0	1- 0	NEUTRAL	1- 0	1- 0	0- 0				
13- 1	0- 1	1- 0	NON-CONFERENCE	3- 0	2- 0	7- 0				
10- 0	0- 0	0- 0	HOME	2- 0	1- 0	7- 0				
0- 1	0- 1	0- 0	AWAY	0- 0	0- 0	0- 0				
3- 0	0- 0	1- 0	NEUTRAL	1- 0	1- 0	0- 0				
3- 2	0- 1	2- 0	CONFERENCE	0- 0	0- 0	1- 1				
1- 1	0- 0	0- 0	HOME	0- 0	0- 0	1- 1				
2- 1	0- 1	2- 0	AWAY	0- 0	0- 0	0- 0				
0- 0	0- 0	0- 0	NEUTRAL	0- 0	0- 0	0- 0				

RPI 1-25				RPI 26-50				RPI 51-100				RPI 101+			
RPI	S	Opponent	Score	RPI	S	Opponent	Score	RPI	S	Opponent	Score	RPI	S	Opponent	Score
5	A	Louisville	75 80	44	N	North Carolina	85 75	57	N	UCLA	75 74	123	N	South Fla.	85 63
9	A	Mississippi St.	71 86	45	A	Tennessee	73 71	70	H	Middle Tenn.	72 55	139	H	High Point	71 49
				47	A	LSU	64 60	98	H	Virginia	63 51	162	H	Morehead St.	87 57
												171	H	Vanderbilt	77 55
												172	H	Rhode Island	75 52
												182	H	Southern U.	91 41
												194	H	Ole Miss	49 55
												209	H	Sacred Heart	71 43
												224	H	Alabama St.	87 35
												285	H	Murray St.	88 49
												328	H	Western Caro.	99 39
-----															
LAST 12 Division I GAMES:															
209	H	Sacred Heart	71 43	47	A	LSU	64 60	194	H	Ole Miss	49 55				
285	H	Murray St.	88 49	45	A	Tennessee	73 71	9	A	Mississippi St.	71 86				
328	H	Western Caro.	99 39	70	H	Middle Tenn.	72 55	171	H	Vanderbilt	77 55				
5	A	Louisville	75 80	172	H	Rhode Island	75 52	162	H	Morehead St.	87 57				

Non-Div I Games:

Kentucky

Average RPI Win: 332		WON-LOST	WINNING	LAST 10	STRENGTH OF		OPP. STRENGTH	TEAM	ADJ.	CONF.	ADJ CONF.
Loss: 258		RECORD	PCT. RANK	GAMES	SCHEDULE		OF SCHEDULE	RPI	RPI	RPI	RPI
DIV. I ONLY		1- 16	345	1-9	340		349	351	351	31	31
DIV. I NON-CONF.		1- 10	330	0- 0	338		345	351	351	31	31
TOTALS		RPI 1-25	RPI 26-50	W-L RECORDS		RPI 51-100	RPI 101-150	RPI 150+			
1- 16	0- 0		0- 0	OVERALL		0- 1	0- 2	1- 13			
1- 7	0- 0		0- 0	HOME		0- 0	0- 0	1- 7			
0- 8	0- 0		0- 0	AWAY		0- 1	0- 1	0- 6			
0- 1	0- 0		0- 0	NEUTRAL		0- 0	0- 1	0- 0			
1- 10	0- 0		0- 0	NON-CONFERENCE		0- 1	0- 2	1- 7			
1- 3	0- 0		0- 0	HOME		0- 0	0- 0	1- 3			
0- 6	0- 0		0- 0	AWAY		0- 1	0- 1	0- 4			
0- 1	0- 0		0- 0	NEUTRAL		0- 0	0- 1	0- 0			
0- 6	0- 0		0- 0	CONFERENCE		0- 0	0- 0	0- 6			
0- 4	0- 0		0- 0	HOME		0- 0	0- 0	0- 4			
0- 2	0- 0		0- 0	AWAY		0- 0	0- 0	0- 2			
0- 0	0- 0		0- 0	NEUTRAL		0- 0	0- 0	0- 0			

RPI 1-25				RPI 26-50				RPI 51-100				RPI 101+ Team's RPI: 351					
RPI	S	Opponent	Score	RPI	S	Opponent	Score	RPI	S	Opponent	Score	RPI	S	Opponent	Score		
								61	A	Michigan	38	83	138	A	Lehigh	38	72
												148	N	UC Irvine	71	84	
												209	A	Sacred Heart	53	75	
												237	H	Robert Morris	37	89	
												253	H	Saint Francis (PA)	66	80	
												274	H	St. Francis Brooklyn	67	79	
												280	A	Bryant	62	69	
												286	H	Army West Point	42	57	
												290	H	UMass Lowell	64	69	
												303	A	Saint Peter's	59	86	
												312	A	Fairfield	43	71	
												317	H	NJIT	51	72	
												332	H	Lafayette	55	50	
												337	A	Grand Canyon	62	65	
												341	A	Manhattan	46	61	
												347	H	Fairleigh Dickinson	52	69	
LAST 12 Division I GAMES:																	
				280	A	Bryant	62	69				274	H	St. Francis Brooklyn	67	79	
				332	H	Lafayette	55	50				347	H	Fairleigh Dickinson	52	69	
				138	A	Lehigh	38	72				237	H	Robert Morris	37	89	
				317	H	NJIT	51	72				253	H	Saint Francis (PA)	66	80	
				61	A	Michigan	38	83				209	A	Sacred Heart	53	75	
				290	H	UMass Lowell	64	69				337	A	Grand Canyon	62	65	

### Non-Div I Games:

LI U Brooklyn





Average RPI Win:	231	WON-LOST	WINNING	LAST 10	STRENGTH OF	OPP. STRENGTH	TEAM	ADJ.	CONF.	ADJ CONF.
Average RPI Loss:	139	RECORD	PCT. RANK	GAMES	SCHEDULE	OF SCHEDULE	RPI	RPI	RPI	RPI
DIV. I ONLY	3- 16	325	2-8	130	181	273	273	17	17	
DIV. I NON-CONF.	3- 11	292	0- 0	110	202	249	249	17	17	
-----										
TOTALS	RPI 1-25	RPI 26-50	W-L RECORDS	RPI 51-100	RPI 101-150	RPI 150+				
3- 16	0- 0	0- 1	OVERALL	0- 5	0- 4	3- 6				
1- 5	0- 0	0- 0	HOME	0- 0	0- 2	1- 3				
0- 11	0- 0	0- 1	AWAY	0- 5	0- 2	0- 3				
2- 0	0- 0	0- 0	NEUTRAL	0- 0	0- 0	2- 0				
3- 11	0- 0	0- 1	NON-CONFERENCE	0- 4	0- 3	3- 3				
1- 3	0- 0	0- 0	HOME	0- 0	0- 2	1- 1				
0- 8	0- 0	0- 1	AWAY	0- 4	0- 1	0- 2				
2- 0	0- 0	0- 0	NEUTRAL	0- 0	0- 0	2- 0				
0- 5	0- 0	0- 0	CONFERENCE	0- 1	0- 1	0- 3				
0- 2	0- 0	0- 0	HOME	0- 0	0- 0	0- 2				
0- 3	0- 0	0- 0	AWAY	0- 1	0- 1	0- 1				
0- 0	0- 0	0- 0	NEUTRAL	0- 0	0- 0	0- 0				

RPI 1-25				RPI 26-50				RPI 51-100				RPI 101+ Team's RPI: 273			
RPI	S	Opponent	Score	RPI	S	Opponent	Score	RPI	S	Opponent	Score	RPI	S	Opponent	Score
				38	A	Oregon St.	46 100	59	A	Villanova	68 81	102	A	Towson	68 92
								66	A	Harvard	43 88	106	H	St. John's (NY)	57 83
								82	A	Penn	34 65	122	H	Drexel	43 58
								86	A	Providence	47 77	126	A	VCU	38 68
								87	A	Dayton	45 84	161	N	Pepperdine	62 55
												181	H	Massachusetts	60 74
												198	H	George Washington	59 67
												224	H	Howard	54 57
												231	A	Temple	47 75
												237	A	Robert Morris	39 67
												254	H	Norfolk St.	62 52
												278	A	Saint Joseph's	57 60
												279	N	Northern Ky.	74 56
LAST 12 Division I GAMES:															
231	A	Temple	47 75	278	A	Saint Joseph's	57 60								
86	A	Providence	47 77	198	H	George Washington	59 67								
161	N	Pepperdine	62 55	181	H	Massachusetts	60 74								
279	N	Northern Ky.	74 56	126	A	VCU	38 68								
106	H	St. John's (NY)	57 83	87	A	Dayton	45 84								
254	H	Norfolk St.	62 52	82	A	Penn	34 65								

Non-Div I Games:

La Salle

Average RPI Win:	303	WON-LOST	WINNING	LAST 10	STRENGTH OF	OPP. STRENGTH	TEAM	ADJ.	CONF.	ADJ CONF.
Average RPI Loss:	206	RECORD	PCT. RANK	GAMES	SCHEDULE	OF SCHEDULE	RPI	RPI	RPI	RPI
DIV. I ONLY	5- 9	244	3-7	350	207	322	322	14	14	
DIV. I NON-CONF.	4- 5	190	0- 0	350	289	321	321	15	15	
-----										
TOTALS	RPI 1-25	RPI 26-50	W-L RECORDS	RPI 51-100	RPI 101-150	RPI 150+				
5- 9	0- 0	0- 0	OVERALL	0- 1	0- 0	5- 8				
3- 2	0- 0	0- 0	HOME	0- 0	0- 0	3- 2				
2- 7	0- 0	0- 0	AWAY	0- 1	0- 0	2- 6				
0- 0	0- 0	0- 0	NEUTRAL	0- 0	0- 0	0- 0				
4- 5	0- 0	0- 0	NON-CONFERENCE	0- 0	0- 0	4- 5				
2- 1	0- 0	0- 0	HOME	0- 0	0- 0	2- 1				
2- 4	0- 0	0- 0	AWAY	0- 0	0- 0	2- 4				
0- 0	0- 0	0- 0	NEUTRAL	0- 0	0- 0	0- 0				
1- 4	0- 0	0- 0	CONFERENCE	0- 1	0- 0	1- 3				
1- 1	0- 0	0- 0	HOME	0- 0	0- 0	1- 1				
0- 3	0- 0	0- 0	AWAY	0- 1	0- 0	0- 2				
0- 0	0- 0	0- 0	NEUTRAL	0- 0	0- 0	0- 0				

RPI 1-25				RPI 26-50				RPI 51-100				RPI 101+				Team's RPI: 322
RPI	S	Opponent	Score	RPI	S	Opponent	Score	RPI	S	Opponent	Score	RPI	S	Opponent	Score	
								100	A	Little Rock	44 63	157	A	Texas Tech	42 86	
												165	A	Arkansas St.	54 64	
												177	H	Georgia St.	41 56	
												212	H	Nicholls St.	54 55	
												223	A	SMU	38 49	
												236	A	Southeastern La.	42 49	
												264	A	Louisiana	45 52	
												284	H	Ga. Southern	58 57	
												288	A	New Orleans	57 44	
												299	H	Mississippi Val.	72 65	
												319	H	McNeese	69 60	
												323	A	Houston Baptist	60 68	
												324	A	Northwestern St.	63 55	
LAST 12 Division I GAMES:																
323	A	Houston Baptist	60 68	264	A	Louisiana	45 52									
236	A	Southeastern La.	42 49	177	H	Georgia St.	41 56									
212	H	Nicholls St.	54 55	284	H	Ga. Southern	58 57									
299	H	Mississippi Val.	72 65	165	A	Arkansas St.	54 64									
324	A	Northwestern St.	63 55	100	A	Little Rock	44 63									
288	A	New Orleans	57 44	319	H	McNeese	69 60									

Non-Div I Games: LSU-Alexandria 93 62 Ark. -Monticello 70 39

La. -Monroe

Average RPI Win:	280	WON-LOST	WINNING	LAST 10	STRENGTH OF	OPP. STRENGTH	TEAM	ADJ.	CONF.	ADJ CONF.
Average RPI Loss:	245	RECORD	PCT. RANK	GAMES	SCHEDULE	OF SCHEDULE	RPI	RPI	RPI	RPI
DIV. I ONLY	6- 11	247	2-8	348	324	332	332	19	19	
DIV. I NON-CONF.	5- 6	177	0- 1	351	335	342	342	24	24	
-----										
TOTALS	RPI 1-25	RPI 26-50	W-L RECORDS	RPI 51-100	RPI 101-150	RPI 150+				
6- 11	0- 0	0- 0	OVERALL	0- 1	0- 1	6- 9				
4- 4	0- 0	0- 0	HOME	0- 1	0- 1	4- 2				
2- 6	0- 0	0- 0	AWAY	0- 0	0- 0	2- 6				
0- 1	0- 0	0- 0	NEUTRAL	0- 0	0- 0	0- 1				
5- 6	0- 0	0- 0	NON-CONFERENCE	0- 0	0- 0	5- 6				
3- 2	0- 0	0- 0	HOME	0- 0	0- 0	3- 2				
2- 3	0- 0	0- 0	AWAY	0- 0	0- 0	2- 3				
0- 1	0- 0	0- 0	NEUTRAL	0- 0	0- 0	0- 1				
1- 5	0- 0	0- 0	CONFERENCE	0- 1	0- 1	1- 3				
1- 2	0- 0	0- 0	HOME	0- 1	0- 1	1- 0				
0- 3	0- 0	0- 0	AWAY	0- 0	0- 0	0- 3				
0- 0	0- 0	0- 0	NEUTRAL	0- 0	0- 0	0- 0				

RPI 1-25				RPI 26-50				RPI 51-100				RPI 101+				Team's RPI: 332
RPI	S	Opponent	Score	RPI	S	Opponent	Score	RPI	S	Opponent	Score	RPI	S	Opponent	Score	
								52	H	Bucknell	47 56	138	H	Lehigh	43 70	
												191	N	Delaware	47 65	
												201	H	Cornell	59 62	
												228	H	Holy Cross	73 63	
												234	A	Colgate	49 60	
												249	H	Monmouth	73 69	
												256	H	Binghamton	59 50	
												283	H	Albany (NY)	67 66	
												286	A	Army West Point	50 65	
												289	A	Fla. Atlantic	49 53	
												303	H	Saint Peter's	60 62	
												305	A	Loyola Maryland	50 62	
												316	A	Wagner	66 43	
												341	A	Manhattan	49 60	
												347	A	Fairleigh Dickinson	63 57	
												351	A	LIU Brooklyn	50 55	
LAST 12 Division I GAMES:																
228	H	Holy Cross	73 63	191	N	Delaware	47 65	305	A	Loyola Maryland	50 62					
138	H	Lehigh	43 70	286	A	Army West Point	50 65	52	H	Bucknell	47 56					
351	A	LIU Brooklyn	50 55	234	A	Colgate	49 60									
201	H	Cornell	59 62	283	H	Albany (NY)	67 66									
249	H	Monmouth	73 69													
341	A	Manhattan	49 60													

Non-Div I Games:

Lafayette

Average RPI	Win:	226	WON-LOST	WINNING	LAST 10	STRENGTH OF	OPP. STRENGTH	TEAM	ADJ.	CONF.	ADJ CONF.
Average RPI	Loss:	60	RECORD	PCT. RANK	GAMES	SCHEDULE	OF SCHEDULE	RPI	RPI	RPI	RPI
DIV. I ONLY		8- 4		83	8-2	83	187	60	60	26	26
DIV. I NON-CONF.		3- 4		199	0- 0	3	63	21	21	22	22
-----											
TOTALS	RPI 1-25		RPI 26-50		W-L RECORDS	RPI 51-100		RPI 101-150		RPI 150+	
8- 4	0- 1		1- 2		OVERALL	1- 0		0- 1		6- 0	
5- 0	0- 0		0- 0		HOME	1- 0		0- 0		4- 0	
3- 3	0- 1		1- 1		AWAY	0- 0		0- 1		2- 0	
0- 1	0- 0		0- 1		NEUTRAL	0- 0		0- 0		0- 0	
3- 4	0- 1		1- 2		NON-CONFERENCE	1- 0		0- 1		1- 0	
1- 0	0- 0		0- 0		HOME	1- 0		0- 0		0- 0	
2- 3	0- 1		1- 1		AWAY	0- 0		0- 1		1- 0	
0- 1	0- 0		0- 1		NEUTRAL	0- 0		0- 0		0- 0	
5- 0	0- 0		0- 0		CONFERENCE	0- 0		0- 0		5- 0	
4- 0	0- 0		0- 0		HOME	0- 0		0- 0		4- 0	
1- 0	0- 0		0- 0		AWAY	0- 0		0- 0		1- 0	
0- 0	0- 0		0- 0		NEUTRAL	0- 0		0- 0		0- 0	

RPI 1-25				RPI 26-50				RPI 51-100				RPI 101+			
RPI	S	Opponent	Score	RPI	S	Opponent	Score	RPI	S	Opponent	Score	RPI	S	Opponent	Score
9	A	Mississippi St.	53 104	31	A	Texas A&M	74 68	65	H	Pacific	82 66	150	A	Denver	110 117
				39	N	Ohio	62 87					236	H	Southeastern La.	94 54
				42	A	Kansas St.	55 73					264	A	Louisiana	79 77
												271	H	A&M-Corpus Christi	76 58
												288	A	New Orleans	79 57
												323	H	Houston Baptist	63 50
												331	H	Central Ark.	57 37
-----															
Team's RPI: 60															
LAST 12 Division I GAMES:															
				65	H	Pacific	82 66	236	H	Southeastern La.	94 54				
				42	A	Kansas St.	55 73	331	H	Central Ark.	57 37				
				31	A	Texas A&M	74 68	288	A	New Orleans	79 57				
				39	N	Ohio	62 87	271	H	A&M-Corpus Christi	76 58				
				150	A	Denver	110 117	323	H	Houston Baptist	63 50				
				9	A	Mississippi St.	53 104	264	A	Louisiana	79 77				

Non-Div I Games: LeTourneau 104 27 Louisiana Col. 94 43 McMurry 100 37 Howard Payne 93 37 Lamar University

Average RPI Win:	257	WON-LOST	WINNING	LAST 10	STRENGTH OF	OPP. STRENGTH	TEAM	ADJ.	CONF.	ADJ CONF.
Average RPI Loss:	95	RECORD	PCT. RANK	GAMES	SCHEDULE	OF SCHEDULE	RPI	RPI	RPI	RPI
DIV. I ONLY	10- 6	105	6-4	153	256	138	138	19	19	
DIV. I NON-CONF.	7- 3	83	0- 1	189	253	144	144	24	24	
-----										
TOTALS	RPI 1-25	RPI 26-50	W-L RECORDS	RPI 51-100	RPI 101-150	RPI 150+				
10- 6	0- 1	0- 0	OVERALL	0- 2	0- 1	10- 2				
6- 3	0- 0	0- 0	HOME	0- 1	0- 1	6- 1				
4- 3	0- 1	0- 0	AWAY	0- 1	0- 0	4- 1				
0- 0	0- 0	0- 0	NEUTRAL	0- 0	0- 0	0- 0				
7- 3	0- 1	0- 0	NON-CONFERENCE	0- 1	0- 0	7- 1				
5- 2	0- 0	0- 0	HOME	0- 1	0- 0	5- 1				
2- 1	0- 1	0- 0	AWAY	0- 0	0- 0	2- 0				
0- 0	0- 0	0- 0	NEUTRAL	0- 0	0- 0	0- 0				
3- 3	0- 0	0- 0	CONFERENCE	0- 1	0- 1	3- 1				
1- 1	0- 0	0- 0	HOME	0- 0	0- 1	1- 0				
2- 2	0- 0	0- 0	AWAY	0- 1	0- 0	2- 1				
0- 0	0- 0	0- 0	NEUTRAL	0- 0	0- 0	0- 0				

RPI	S	Opponent	Score	RPI	S	Opponent	Score	RPI	S	Opponent	Score	RPI	S	Opponent	Score	Team's RPI: 138
1	A	Notre Dame	68 95					52	A	Bucknell	53 71	125	H	American	53 61	
								59	H	Villanova	48 70	163	A	Boston U.	45 58	
												169	H	Charlotte	60 62	
												196	A	Navy	56 38	
												201	H	Cornell	67 54	
												209	H	Sacred Heart	70 66	
												228	H	Holy Cross	64 55	
												249	H	Monmouth	63 48	
												254	H	Norfolk St.	62 41	
												256	A	Binghamton	65 55	
												294	A	Central Conn. St.	88 62	
												332	A	Lafayette	70 43	
												351	H	LIU Brooklyn	72 38	
LAST 12 Division I GAMES:																
196	A	Navy	56 38	169	H	Charlotte	60 62									
332	A	Lafayette	70 43	125	H	American	53 61									
1	A	Notre Dame	68 95	52	A	Bucknell	53 71									
351	H	LIU Brooklyn	72 38	163	A	Boston U.	45 58									
209	H	Sacred Heart	70 66	228	H	Holy Cross	64 55									
201	H	Cornell	67 54	254	H	Norfolk St.	62 41									

Non-Div I Games: Kutztown 73 39

Lehigh

Average RPI Win: 245	WON-LOST RECORD	WINNING PCT. RANK	LAST 10 GAMES	STRENGTH OF SCHEDULE	OPP. STRENGTH OF SCHEDULE	TEAM RPI	ADJ. RPI	CONF. RPI	ADJ. CONF. RPI
Average RPI Loss: 171									
DIV. I ONLY	5- 12	270	4-6	206	242	263	263	25	25
DIV. I NON-CONF.	3- 9	271	0- 1	165	235	263	263	27	27
-----									
TOTALS	RPI 1-25	RPI 26-50	W-L RECORDS	RPI 51-100	RPI 101-150	RPI 150+			
5- 12	0- 1	0- 0	OVERALL	0- 3	1- 1	4- 7			
2- 3	0- 0	0- 0	HOME	0- 2	0- 0	2- 1			
2- 6	0- 0	0- 0	AWAY	0- 1	0- 1	2- 4			
1- 3	0- 1	0- 0	NEUTRAL	0- 0	1- 0	0- 2			
3- 9	0- 1	0- 0	NON-CONFERENCE	0- 2	1- 1	2- 5			
1- 2	0- 0	0- 0	HOME	0- 2	0- 0	1- 0			
1- 4	0- 0	0- 0	AWAY	0- 0	0- 1	1- 3			
1- 3	0- 1	0- 0	NEUTRAL	0- 0	1- 0	0- 2			
2- 3	0- 0	0- 0	CONFERENCE	0- 1	0- 0	2- 2			
1- 1	0- 0	0- 0	HOME	0- 0	0- 0	1- 1			
1- 2	0- 0	0- 0	AWAY	0- 1	0- 0	1- 1			
0- 0	0- 0	0- 0	NEUTRAL	0- 0	0- 0	0- 0			

RPI 1-25				RPI 26-50				RPI 51-100				RPI 101+ Team's RPI: 263			
RPI	S	Opponent	Score	RPI	S	Opponent	Score	RPI	S	Opponent	Score	RPI	S	Opponent	Score
17	N	UCF	45 <b>53</b>					58	H	James Madison	53 <b>74</b>	128	A	Chattanooga	60 <b>75</b>
								71	H	Virginia Tech	61 <b>72</b>	149	N	Duquesne	55 51
								97	A	FGCU	50 <b>68</b>	169	N	Charlotte	61 <b>63</b>
												197	H	Jacksonville	52 <b>64</b>
												222	A	East Carolina	63 <b>66</b>
												232	A	ETSU	89 86
												244	A	Stetson	52 <b>69</b>
												253	H	Saint Francis (PA)	82 53
												254	N	Norfolk St.	53 <b>66</b>
												277	A	Bethune-Cookman	76 <b>81</b>
												291	A	Kennesaw St.	67 61
												298	H	North Florida	69 53
												321	A	UNC Greensboro	45 <b>48</b>
-----															
LAST 12 Division I GAMES:															
97	A	FGCU	50 <b>68</b>	254	N	Norfolk St.	53 <b>66</b>								
149	N	Duquesne	55 51	298	H	North Florida	69 53								
17	N	UCF	45 <b>53</b>	291	A	Kennesaw St.	67 61								
321	A	UNC Greensboro	45 <b>48</b>	197	H	Jacksonville	52 <b>64</b>								
222	A	East Carolina	63 <b>66</b>	244	A	Stetson	52 <b>69</b>								
232	A	ETSU	89 86	58	H	James Madison	53 <b>74</b>								

Non-Div I Games: West Chester 61 42

Liberty

Average RPI Win:	291	WON-LOST	WINNING	LAST 10	STRENGTH OF	OPP. STRENGTH	TEAM	ADJ.	CONF.	ADJ CONF.
Average RPI Loss:	188	RECORD	PCT. RANK	GAMES	SCHEDULE	OF SCHEDULE	RPI	RPI	RPI	RPI
DIV. I ONLY	2- 16	339	0-10	217	297	327	327	25	25	
DIV. I NON-CONF.	2- 11	316	0- 0	170	302	301	301	27	27	
<hr/>										
TOTALS	RPI 1-25	RPI 26-50	W-L RECORDS	RPI 51-100	RPI 101-150	RPI 150+				
2- 16	0- 0	0- 1	OVERALL	0- 2	0- 4	2- 9				
1- 6	0- 0	0- 0	HOME	0- 0	0- 2	1- 4				
1- 10	0- 0	0- 1	AWAY	0- 2	0- 2	1- 5				
0- 0	0- 0	0- 0	NEUTRAL	0- 0	0- 0	0- 0				
2- 11	0- 0	0- 1	NON-CONFERENCE	0- 1	0- 4	2- 5				
1- 4	0- 0	0- 0	HOME	0- 0	0- 2	1- 2				
1- 7	0- 0	0- 1	AWAY	0- 1	0- 2	1- 3				
0- 0	0- 0	0- 0	NEUTRAL	0- 0	0- 0	0- 0				
0- 5	0- 0	0- 0	CONFERENCE	0- 1	0- 0	0- 4				
0- 2	0- 0	0- 0	HOME	0- 0	0- 0	0- 2				
0- 3	0- 0	0- 0	AWAY	0- 1	0- 0	0- 2				
0- 0	0- 0	0- 0	NEUTRAL	0- 0	0- 0	0- 0				

RPI	S	Opponent	Score	RPI	S	Opponent	Score	RPI	S	Opponent	Score	RPI	S	Opponent	Score
37	A	Clemson	26 68	75	A	Belmont	43 83	105	H	Tennessee Tech	52 67	114	A	Cincinnati	55 71
				97	A	FGCU	40 82	121	A	Georgia	45 77	144	H	UT Martin	53 62
								162	A	Morehead St.	44 79	195	H	Jacksonville St.	46 58
								197	A	Jacksonville	47 62	244	H	Stetson	65 80
								281	A	Alabama A&M	62 58	285	A	Murray St.	61 97
								296	H	Col. of Charleston	63 65	298	H	North Florida	53 68
								301	H	Tennessee St.	64 62	313	A	Austin Peay	58 70
								317	A	NJIT	67 80				
LAST 12 Division I GAMES:															
162	A	Morehead St.	44 79	97	A	FGCU	40 82	317	A	NJIT	67 80				
105	H	Tennessee Tech	52 67	244	H	Stetson	65 80								
121	A	Georgia	45 77	298	H	North Florida	53 68								
296	H	Col. of Charleston	63 65	197	A	Jacksonville	47 62								
144	H	UT Martin	53 62	313	A	Austin Peay	58 70								
75	A	Belmont	43 83												

Non-Div I Games:

Lipscomb



Average RPI Win:	200	WON-LOST	WINNING	LAST 10	STRENGTH OF	OPP. STRENGTH	TEAM	ADJ.	CONF.	ADJ CONF.
Average RPI Loss:	66	RECORD	PCT. RANK	GAMES	SCHEDULE	OF SCHEDULE	RPI	RPI	RPI	RPI
DIV. I ONLY	9- 8	150	7-3	40	144	100	100	14	14	
DIV. I NON-CONF.	4- 7	228	0- 0	43	34	136	136	15	15	
-----										
TOTALS	RPI 1-25	RPI 26-50	W-L RECORDS	RPI 51-100	RPI 101-150	RPI 150+				
9- 8	0- 1	0- 3	OVERALL	0- 2	5- 2	4- 0				
5- 5	0- 1	0- 2	HOME	0- 0	2- 2	3- 0				
4- 3	0- 0	0- 1	AWAY	0- 2	3- 0	1- 0				
0- 0	0- 0	0- 0	NEUTRAL	0- 0	0- 0	0- 0				
4- 7	0- 1	0- 3	NON-CONFERENCE	0- 1	2- 2	2- 0				
1- 5	0- 1	0- 2	HOME	0- 0	0- 2	1- 0				
3- 2	0- 0	0- 1	AWAY	0- 1	2- 0	1- 0				
0- 0	0- 0	0- 0	NEUTRAL	0- 0	0- 0	0- 0				
5- 1	0- 0	0- 0	CONFERENCE	0- 1	3- 0	2- 0				
4- 0	0- 0	0- 0	HOME	0- 0	2- 0	2- 0				
1- 1	0- 0	0- 0	AWAY	0- 1	1- 0	0- 0				
0- 0	0- 0	0- 0	NEUTRAL	0- 0	0- 0	0- 0				

RPI 1-25				RPI 26-50				RPI 51-100				RPI 101+			
RPI	S	Opponent	Score	RPI	S	Opponent	Score	RPI	S	Opponent	Score	RPI	S	Opponent	Score
9	H	Mississippi St.	63 98	31	H	Texas A&M	40 61	89	A	Troy	66 71	101	H	Rice	65 79
				42	H	Kansas St.	47 53	96	A	Missouri St.	44 48	110	H	Western Ky.	56 68
				47	A	LSU	45 60					124	H	UT Arlington	68 65
												133	A	Tulsa	63 53
												135	A	Louisiana Tech	69 58
												136	H	Texas St.	62 47
												139	A	South Alabama	65 42
												257	A	Memphis	63 60
												264	H	Louisiana	62 48
												289	H	Fla. Atlantic	61 38
												322	H	La.-Monroe	63 44
-----															
LAST 12 Division I GAMES:															
322	H	La.-Monroe	63 44	124	H	UT Arlington	68 65								
96	A	Missouri St.	44 48	136	H	Texas St.	62 47								
257	A	Memphis	63 60	139	A	South Alabama	65 42								
133	A	Tulsa	63 53	89	A	Troy	66 71								
42	H	Kansas St.	47 53	264	H	Louisiana	62 48								
110	H	Western Ky.	56 68	9	H	Mississippi St.	63 98								

Non-Div I Games:

Little Rock

Average RPI Win:	223	WON-LOST	WINNING	LAST 10	STRENGTH OF	OPP. STRENGTH	TEAM	ADJ.	CONF.	ADJ CONF.
Average RPI Loss:	145	RECORD	PCT. RANK	GAMES	SCHEDULE	OF SCHEDULE	RPI	RPI	RPI	RPI
DIV. I ONLY	5- 11	260	4-6	196	153	260	260	21	21	
DIV. I NON-CONF.	3- 10	278	0- 0	122	135	261	261	21	21	
<hr/>										
TOTALS	RPI 1-25	RPI 26-50	W-L RECORDS	RPI 51-100	RPI 101-150	RPI 150+				
5- 11	0- 1	0- 2	OVERALL	0- 2	1- 1	4- 5				
3- 6	0- 0	0- 1	HOME	0- 2	1- 0	2- 3				
2- 5	0- 1	0- 1	AWAY	0- 0	0- 1	2- 2				
0- 0	0- 0	0- 0	NEUTRAL	0- 0	0- 0	0- 0				
3- 10	0- 1	0- 2	NON-CONFERENCE	0- 2	1- 1	2- 4				
2- 6	0- 0	0- 1	HOME	0- 2	1- 0	1- 3				
1- 4	0- 1	0- 1	AWAY	0- 0	0- 1	1- 1				
0- 0	0- 0	0- 0	NEUTRAL	0- 0	0- 0	0- 0				
2- 1	0- 0	0- 0	CONFERENCE	0- 0	0- 0	2- 1				
1- 0	0- 0	0- 0	HOME	0- 0	0- 0	1- 0				
1- 1	0- 0	0- 0	AWAY	0- 0	0- 0	1- 1				
0- 0	0- 0	0- 0	NEUTRAL	0- 0	0- 0	0- 0				

RPI 1-25				RPI 26-50				RPI 51-100				RPI 101+ Team's RPI: 260			
RPI	S	Opponent	Score	RPI	S	Opponent	Score	RPI	S	Opponent	Score	RPI	S	Opponent	Score
3	A	Oregon	48 110	40	A	Utah	59 82	56	H	Arizona	43 70	130	H	Idaho	70 63
				49	H	Southern California	50 86	79	H	UNI	64 71	132	A	Loyola Marymount	62 71
												152	A	Montana St.	62 85
												153	A	Utah St.	50 48
												186	A	UC Riverside	63 45
												242	H	San Diego	56 60
												262	H	Nevada	67 76
												287	H	California Baptist	83 85
												297	A	UC Santa Barbara	54 60
												307	H	Cal Poly	61 58
												337	H	Grand Canyon	57 50
<hr/>															
LAST 12 Division I GAMES:															
132	A	Loyola Marymount	62 71	297	A	UC Santa Barbara	54 60								
56	H	Arizona	43 70	307	H	Cal Poly	61 58								
242	H	San Diego	56 60	186	A	UC Riverside	63 45								
3	A	Oregon	48 110	153	A	Utah St.	50 48								
152	A	Montana St.	62 85	337	H	Grand Canyon	57 50								
130	H	Idaho	70 63	79	H	UNI	64 71								

Non-Div I Games:

Long Beach St.

Average RPI Win:	216	WON-LOST	WINNING	LAST 10	STRENGTH OF	OPP. STRENGTH	TEAM	ADJ.	CONF.	ADJ CONF.
Average RPI Loss:	219	RECORD	PCT. RANK	GAMES	SCHEDULE	OF SCHEDULE	RPI	RPI	RPI	RPI
DIV. I ONLY	1- 15	343	0-10	260	340	345	345	28	28	
DIV. I NON-CONF.	1- 9	326	0- 0	191	341	333	333	29	29	
-----										
TOTALS	RPI 1-25	RPI 26-50	W-L RECORDS	RPI 51-100	RPI 101-150	RPI 150+				
1- 15	0- 0	0- 0	OVERALL	0- 1	0- 3	1- 11				
1- 6	0- 0	0- 0	HOME	0- 0	0- 1	1- 5				
0- 8	0- 0	0- 0	AWAY	0- 1	0- 2	0- 5				
0- 1	0- 0	0- 0	NEUTRAL	0- 0	0- 0	0- 1				
1- 9	0- 0	0- 0	NON-CONFERENCE	0- 1	0- 2	1- 6				
1- 4	0- 0	0- 0	HOME	0- 0	0- 0	1- 4				
0- 4	0- 0	0- 0	AWAY	0- 1	0- 2	0- 1				
0- 1	0- 0	0- 0	NEUTRAL	0- 0	0- 0	0- 1				
0- 6	0- 0	0- 0	CONFERENCE	0- 0	0- 1	0- 5				
0- 2	0- 0	0- 0	HOME	0- 0	0- 1	0- 1				
0- 4	0- 0	0- 0	AWAY	0- 0	0- 0	0- 4				
0- 0	0- 0	0- 0	NEUTRAL	0- 0	0- 0	0- 0				

RPI 1-25				RPI 26-50				RPI 51-100				RPI 101+				Team's RPI: 345
RPI	S	Opponent	Score	RPI	S	Opponent	Score	RPI	S	Opponent	Score	RPI	S	Opponent	Score	
								71	A	Virginia Tech	39 93	117	A	UNCW	33 35	
												126	A	VCU	55 84	
												142	H	Radford	34 68	
												184	H	Eastern Mich.	45 64	
												192	A	Hampton	40 66	
												200	A	UNC Asheville	55 80	
												216	H	UMES	83 71	
												222	N	East Carolina	52 61	
												253	H	Saint Francis (PA)	88 91	
												254	A	Norfolk St.	42 74	
												272	H	Wofford	72 101	
												276	A	Winthrop	69 77	
												316	H	Wagner	60 86	
												325	A	Presbyterian	66 81	
												333	H	Charleston So.	74 81	
-----																
LAST 12 Division I GAMES:																
				276	A	Winthrop	69 77	200	A	UNC Asheville	55 80					
				71	A	Virginia Tech	39 93	142	H	Radford	34 68					
				117	A	UNCW	33 35	192	A	Hampton	40 66					
				222	N	East Carolina	52 61	333	H	Charleston So.	74 81					
				184	H	Eastern Mich.	45 64	325	A	Presbyterian	66 81					
				254	A	Norfolk St.	42 74	272	H	Wofford	72 101					

Non-Div I Games:

Longwood

Average RPI Win:	287	WON-LOST	WINNING	LAST 10	STRENGTH OF	OPP. STRENGTH	TEAM	ADJ.	CONF.	ADJ CONF.
Average RPI Loss:	136	RECORD	PCT. RANK	GAMES	SCHEDULE	OF SCHEDULE	RPI	RPI	RPI	RPI
DIV. I ONLY	5- 10	254	3-7	207	190	264	264	14	14	
DIV. I NON-CONF.	2- 8	293	0- 0	163	209	275	275	15	15	
-----										
TOTALS	RPI 1-25	RPI 26-50	W-L RECORDS	RPI 51-100	RPI 101-150	RPI 150+				
5- 10	0- 1	0- 2	OVERALL	0- 2	0- 0	5- 5				
4- 3	0- 0	0- 1	HOME	0- 1	0- 0	4- 1				
1- 6	0- 1	0- 1	AWAY	0- 1	0- 0	1- 3				
0- 1	0- 0	0- 0	NEUTRAL	0- 0	0- 0	0- 1				
2- 8	0- 1	0- 2	NON-CONFERENCE	0- 1	0- 0	2- 4				
1- 3	0- 0	0- 1	HOME	0- 1	0- 0	1- 1				
1- 4	0- 1	0- 1	AWAY	0- 0	0- 0	1- 2				
0- 1	0- 0	0- 0	NEUTRAL	0- 0	0- 0	0- 1				
3- 2	0- 0	0- 0	CONFERENCE	0- 1	0- 0	3- 1				
3- 0	0- 0	0- 0	HOME	0- 0	0- 0	3- 0				
0- 2	0- 0	0- 0	AWAY	0- 1	0- 0	0- 1				
0- 0	0- 0	0- 0	NEUTRAL	0- 0	0- 0	0- 0				

RPI 1-25				RPI 26-50				RPI 51-100				RPI 101+ Team's RPI: 264			
RPI	S	Opponent	Score	RPI	S	Opponent	Score	RPI	S	Opponent	Score	RPI	S	Opponent	Score
9	A	Mississippi St.	36 104	47	H	LSU	54 76	60	H	Lamar University	77 79	165	A	Arkansas St.	75 87
				48	A	Auburn	59 71	100	A	Little Rock	48 62	177	H	Georgia St.	57 54
												194	A	Ole Miss	57 79
												215	H	Sam Houston St.	62 68
												248	A	UTRGV	60 75
												271	N	A&M-Corpus Christi	63 64
												284	H	Ga. Southern	59 48
												319	A	McNeese	70 59
												322	H	La. -Monroe	52 45
												334	H	Jackson St.	68 61
LAST 12 Division I GAMES:															
9	A	Mississippi St.	36 104	322	H	La. -Monroe	52 45								
47	H	LSU	54 76	284	H	Ga. Southern	59 48								
194	A	Ole Miss	57 79	177	H	Georgia St.	57 54								
215	H	Sam Houston St.	62 68	100	A	Little Rock	48 62								
248	A	UTRGV	60 75	165	A	Arkansas St.	75 87								
271	N	A&M-Corpus Christi	63 64	48	A	Auburn	59 71								

Non-Div I Games: Dillard

69 72

Louisiana

Average RPI Win: 192 WON-LOST RECORD WINNING PCT. RANK LAST 10 GAMES STRENGTH OF SCHEDULE OPP. STRENGTH OF SCHEDULE TEAM RPI ADJ. RPI CONF. RPI ADJ CONF. RPI

DIV. I ONLY	9- 9	165	4-6	82	152	135	135	16	16
DIV. I NON-CONF.	7- 5	132	1- 0	229	61	139	139	19	19
TOTALS	RPI 1-25	RPI 26-50	W-L RECORDS	RPI 51-100	RPI 101-150	RPI 150+			
9- 9	0- 1	0- 0	OVERALL	0- 4	2- 1	7- 3			
4- 4	0- 0	0- 0	HOME	0- 2	1- 1	3- 1			
4- 4	0- 1	0- 0	AWAY	0- 1	0- 0	4- 2			
1- 1	0- 0	0- 0	NEUTRAL	0- 1	1- 0	0- 0			
7- 5	0- 1	0- 0	NON-CONFERENCE	0- 2	2- 0	5- 2			
3- 1	0- 0	0- 0	HOME	0- 1	1- 0	2- 0			
3- 3	0- 1	0- 0	AWAY	0- 0	0- 0	3- 2			
1- 1	0- 0	0- 0	NEUTRAL	0- 1	1- 0	0- 0			
2- 4	0- 0	0- 0	CONFERENCE	0- 2	0- 1	2- 1			
1- 3	0- 0	0- 0	HOME	0- 1	0- 1	1- 1			
1- 1	0- 0	0- 0	AWAY	0- 1	0- 0	1- 0			
0- 0	0- 0	0- 0	NEUTRAL	0- 0	0- 0	0- 0			

RPI S Opponent Score	RPI S Opponent Score	RPI S Opponent Score	RPI S Opponent Score
13 A Arizona St. 44 80		55 H Old Domini on 59 70	101 H Rice 51 61
		70 A Middle Tenn. 38 75	116 H Houston 100 88
		96 N Missouri St. 70 82	118 N Al abama 79 62
		100 H Little Rock 58 69	156 A UAB 73 68
			165 A Arkansas St. 80 70
			169 H Charlotte 88 51
			190 H North Texas 54 65
			193 A UMKC 70 80
			194 H Ole Miss 80 71
			236 H Southeastern La. 72 53
			257 A Memphi s 66 50
			268 A Wi chi ta St. 56 70
			319 A McNeese 89 48
LAST 12 Division I GAMES:			
101 H Rice 51 61	118 N Al abama 79 62		
190 H North Texas 54 65	169 H Charlotte 88 51		
319 A McNeese 89 48	55 H Old Domini on 59 70		
193 A UMKC 70 80	70 A Middle Tenn. 38 75		
96 N Missouri St. 70 82	156 A UAB 73 68		
194 H Ole Miss 80 71	236 H Southeastern La. 72 53		

Non-Div I Games: LSU-Alexandria 112 70

Louisiana Tech

Average RPI	Win:	99	WON-LOST	WINNING	LAST 10	STRENGTH OF	OPP. STRENGTH	TEAM	ADJ.	CONF.	ADJ CONF.
Average RPI	Loss:	1	RECORD	PCT. RANK	GAMES	SCHEDULE	OF SCHEDULE	RPI	RPI	RPI	RPI
DIV. I ONLY		17- 1	3	9-1	31	1	5	5	1	1	
DIV. I NON-CONF.		12- 0	1	0- 0	32	27	4	4	1	1	
-----											
TOTALS	RPI 1-25		RPI 26-50		W-L RECORDS		RPI 51-100		RPI 101-150		RPI 150+
17- 1	3- 1		2- 0		OVERALL		6- 0		4- 0		2- 0
9- 0	1- 0		2- 0		HOME		3- 0		1- 0		2- 0
6- 1	1- 1		0- 0		AWAY		2- 0		3- 0		0- 0
2- 0	1- 0		0- 0		NEUTRAL		1- 0		0- 0		0- 0
12- 0	3- 0		0- 0		NON-CONFERENCE		4- 0		3- 0		2- 0
6- 0	1- 0		0- 0		HOME		2- 0		1- 0		2- 0
4- 0	1- 0		0- 0		AWAY		1- 0		2- 0		0- 0
2- 0	1- 0		0- 0		NEUTRAL		1- 0		0- 0		0- 0
5- 1	0- 1		2- 0		CONFERENCE		2- 0		1- 0		0- 0
3- 0	0- 0		2- 0		HOME		1- 0		0- 0		0- 0
2- 1	0- 1		0- 0		AWAY		1- 0		1- 0		0- 0
0- 0	0- 0		0- 0		NEUTRAL		0- 0		0- 0		0- 0

RPI	S	Opponent	Score	RPI	S	Opponent	Score	RPI	S	Opponent	Score	RPI	S	Opponent	Score
1	A	Notre Dame	68 82	32	H	Georgia Tech	61 44	51	A	Duke	73 51	110	A	Western Ky.	102 80
13	N	Arizona St.	58 56	44	H	North Carolina	73 66	62	A	Boise St.	74 55	115	A	Wake Forest	73 49
19	A	Central Mich.	72 68					72	H	Nebraska	85 68	128	A	Chattanooga	75 49
24	H	Kentucky	80 75					94	N	Hartford	86 69	144	H	UT Martin	102 62
								95	H	Miami (OH)	95 73	279	H	Northern Ky.	92 59
								98	H	Virginia	91 43	301	H	Tennessee St.	107 52
-----															
LAST 12 Division I GAMES:															
44	H	North Carolina	73 66	115	A	Wake Forest	73 49	98	H	Virginia	91 43	32	H	Georgia Tech	61 44
19	A	Central Mich.	72 68	98	H	Georgia Tech	61 44	1	A	Notre Dame	68 82	51	A	Duke	73 51
279	H	Northern Ky.	92 59	1	A	Notre Dame	68 82	51	A	Duke	73 51	72	H	Nebraska	85 68
24	H	Kentucky	80 75	51	A	Duke	73 51								
144	H	UT Martin	102 62	72	H	Nebraska	85 68								
301	H	Tennessee St.	107 52												

Non-Div I Games:

Average RPI	Win:	295	WON-LOST	WINNING	LAST 10	STRENGTH OF	OPP. STRENGTH	TEAM	ADJ.	CONF.	ADJ CONF.
Average RPI	Loss:	101	RECORD	PCT. RANK	GAMES	SCHEDULE	OF SCHEDULE	RPI	RPI	RPI	RPI
DIV. I ONLY		9- 7		135	5-5	308	226	221	221	12	12
DIV. I NON-CONF.		6- 5		143	0- 0	325	281	259	259	14	14
-----											
TOTALS	RPI 1-25		RPI 26-50		W-L RECORDS	RPI 51-100		RPI 101-150		RPI 150+	
9- 7	0- 1		0- 2		OVERALL	0- 1		0- 1		9- 2	
7- 2	0- 0		0- 1		HOME	0- 0		0- 0		7- 1	
2- 5	0- 1		0- 1		AWAY	0- 1		0- 1		2- 1	
0- 0	0- 0		0- 0		NEUTRAL	0- 0		0- 0		0- 0	
6- 5	0- 0		0- 2		NON-CONFERENCE	0- 0		0- 1		6- 2	
4- 2	0- 0		0- 1		HOME	0- 0		0- 0		4- 1	
2- 3	0- 0		0- 1		AWAY	0- 0		0- 1		2- 1	
0- 0	0- 0		0- 0		NEUTRAL	0- 0		0- 0		0- 0	
3- 2	0- 1		0- 0		CONFERENCE	0- 1		0- 0		3- 0	
3- 0	0- 0		0- 0		HOME	0- 0		0- 0		3- 0	
0- 2	0- 1		0- 0		AWAY	0- 1		0- 0		0- 0	
0- 0	0- 0		0- 0		NEUTRAL	0- 0		0- 0		0- 0	

RPI 1-25				RPI 26-50				RPI 51-100				RPI 101+ Team's RPI: 221			
RPI	S	Opponent	Score	RPI	S	Opponent	Score	RPI	S	Opponent	Score	RPI	S	Opponent	Score
11	A	Drake	60 69	33	A	Purdue	41 65	79	A	UNI	52 64	120	A	Youngstown St.	63 74
				43	H	DePaul	76 102					158	H	Indiana St.	56 54
												193	H	UMKC	74 88
												202	H	SIUE	56 43
												230	A	Bowling Green	74 88
												292	A	Western Mi ch.	64 53
												309	H	Valparaiso	80 54
												330	H	Detroit Mercy	52 43
												335	A	UIC	75 60
												338	H	Purdue Fort Wayne	81 67
												343	H	Chicago St.	76 40
												344	H	Evansville	61 56
LAST 12 Division I GAMES:															
43	H	DePaul	76 102	158	H	Indiana St.	56 54	344	H	Evansville	61 56				
193	H	UMKC	74 88	79	A	UNI	52 64	11	A	Drake	60 69				
33	A	Purdue	41 65	309	H	Valparaiso	80 54								
202	H	SIUE	56 43	343	H	Chicago St.	76 40								
292	A	Western Mi ch.	64 53												
338	H	Purdue Fort Wayne	81 67												

Non-Div I Games:

Loyol a Chi cago

Average RPI Win:	291	WON-LOST	WINNING	LAST 10	STRENGTH OF	OPP. STRENGTH	TEAM	ADJ.	CONF.	ADJ CONF.
Average RPI Loss:	176	RECORD	PCT. RANK	GAMES	SCHEDULE	OF SCHEDULE	RPI	RPI	RPI	RPI
DIV. I ONLY	2- 15	335	2-8	167	287	305	305	19	19	
DIV. I NON-CONF.	1- 10	330	0- 1	131	268	293	293	24	24	
-----										
TOTALS	RPI 1-25	RPI 26-50	W-L RECORDS	RPI 51-100	RPI 101-150	RPI 150+				
2- 15	0- 1	0- 0	OVERALL	0- 2	0- 2	2- 10				
1- 5	0- 0	0- 0	HOME	0- 0	0- 0	1- 5				
1- 9	0- 1	0- 0	AWAY	0- 1	0- 2	1- 5				
0- 1	0- 0	0- 0	NEUTRAL	0- 1	0- 0	0- 0				
1- 10	0- 1	0- 0	NON-CONFERENCE	0- 2	0- 1	1- 6				
0- 3	0- 0	0- 0	HOME	0- 0	0- 0	0- 3				
1- 6	0- 1	0- 0	AWAY	0- 1	0- 1	1- 3				
0- 1	0- 0	0- 0	NEUTRAL	0- 1	0- 0	0- 0				
1- 5	0- 0	0- 0	CONFERENCE	0- 0	0- 1	1- 4				
1- 2	0- 0	0- 0	HOME	0- 0	0- 0	1- 2				
0- 3	0- 0	0- 0	AWAY	0- 0	0- 1	0- 2				
0- 0	0- 0	0- 0	NEUTRAL	0- 0	0- 0	0- 0				

RPI 1-25				RPI 26-50				RPI 51-100				RPI 101+				Team's RPI: 305
RPI	S	Opponent	Score	RPI	S	Opponent	Score	RPI	S	Opponent	Score	RPI	S	Opponent	Score	
25	A	Maryland	48 83					77	N	Boston College	47 73	102	A	Towson	57 62	
								83	A	Georgetown	30 45	125	A	American	38 82	
												151	H	William & Mary	49 65	
												163	H	Boston U.	62 64	
												196	H	Navy	46 58	
												199	A	George Mason	38 70	
												227	A	Dartmouth	41 54	
												228	A	Holy Cross	60 78	
												233	H	Mt. St. Mary's	67 77	
												249	A	Monmouth	75 67	
												274	H	St. Francis Brooklyn	70 75	
												278	A	Saint Joseph's	46 49	
												286	A	Army West Point	57 69	
												332	H	Lafayette	62 50	
LAST 12 Division I GAMES:																
286	A	Army West Point	57 69	278	A	Saint Joseph's	46 49									
196	H	Navy	46 58	332	H	Lafayette	62 50									
249	A	Monmouth	75 67	125	A	American	38 82									
25	A	Maryland	48 83	228	A	Holy Cross	60 78									
274	H	St. Francis Brooklyn	70 75	163	H	Boston U.	62 64									
102	A	Towson	57 62	233	H	Mt. St. Mary's	67 77									

Non-Div I Games:

Loyola Maryland





Average RPI Win:	197	WON-LOST	WINNING	LAST 10	STRENGTH OF	OPP. STRENGTH	TEAM	ADJ.	CONF.	ADJ CONF.
Average RPI Loss:	75	RECORD	PCT. RANK	GAMES	SCHEDULE	OF SCHEDULE	RPI	RPI	RPI	RPI
DIV. I ONLY	12- 7	100	5-5	88	134	68	68	23	23	
DIV. I NON-CONF.	7- 6	153	0- 1	38	52	53	53	23	23	
-----										
TOTALS	RPI 1-25	RPI 26-50	W-L RECORDS	RPI 51-100	RPI 101-150	RPI 150+				
12- 7	0- 1	1- 0	OVERALL	3- 4	1- 2	7- 0				
5- 1	0- 0	0- 0	HOME	1- 1	0- 0	4- 0				
5- 5	0- 1	1- 0	AWAY	1- 3	1- 1	2- 0				
2- 1	0- 0	0- 0	NEUTRAL	1- 0	0- 1	1- 0				
7- 6	0- 1	1- 0	NON-CONFERENCE	3- 3	0- 2	3- 0				
2- 1	0- 0	0- 0	HOME	1- 1	0- 0	1- 0				
3- 4	0- 1	1- 0	AWAY	1- 2	0- 1	1- 0				
2- 1	0- 0	0- 0	NEUTRAL	1- 0	0- 1	1- 0				
5- 1	0- 0	0- 0	CONFERENCE	0- 1	1- 0	4- 0				
3- 0	0- 0	0- 0	HOME	0- 0	0- 0	3- 0				
2- 1	0- 0	0- 0	AWAY	0- 1	1- 0	1- 0				
0- 0	0- 0	0- 0	NEUTRAL	0- 0	0- 0	0- 0				

Maine

Maine

RPI 1-25				RPI 26-50				RPI 51-100 Team's RPI: 68				RPI 101+			
RPI	S	Opponent	Score	RPI	S	Opponent	Score	RPI	S	Opponent	Score	RPI	S	Opponent	Score
7	A	NC State	46 84	44	A	North Carolina	85 73	51	H	Duke	63 66	128	N	Chattanooga	61 66
								53	A	Green Bay	39 70	141	A	Fordham	64 72
								54	A	Northeastern	55 63	145	A	Stony Brook	68 54
								66	A	Harvard	67 60	204	H	Brown	102 96
								82	N	Penn	47 46	267	N	N.C. A&T	58 52
								92	H	Toledo	73 59	275	A	Vermont	63 51
								94	A	Hartford	46 49	280	A	Bryant	74 57
												283	H	Albany (NY)	76 65
												308	H	New Hampshire	67 46
												314	H	UMBC	84 44
LAST 12 Division I GAMES:															
314	H	UMBC	84 44	128	N	Chattanooga	61 66	145	A	Stony Brook	68 54				
308	H	New Hampshire	67 46	94	A	Hartford	46 49	283	H	Albany (NY)	76 65				
141	A	Fordham	64 72	275	A	Vermont	63 51	66	A	Harvard	67 60				
54	A	Northeastern	55 63												
7	A	NC State	46 84												
204	H	Brown	102 96												

Non-Div I Games:

Maine

Average RPI Win:	337	WON-LOST	WINNING	LAST 10	STRENGTH OF	OPP. STRENGTH	TEAM	ADJ.	CONF.	ADJ CONF.
Average RPI Loss:	216	RECORD	PCT. RANK	GAMES	SCHEDULE	OF SCHEDULE	RPI	RPI	RPI	RPI
DIV. I ONLY	3- 13	311	2-8	272	350	341	341	27	27	
DIV. I NON-CONF.	2- 9	297	0- 0	232	350	337	337	28	28	
-----										
TOTALS	RPI 1-25	RPI 26-50	W-L RECORDS	RPI 51-100	RPI 101-150	RPI 150+				
3- 13	0- 0	0- 0	OVERALL	0- 1	0- 3	3- 9				
3- 6	0- 0	0- 0	HOME	0- 1	0- 2	3- 3				
0- 7	0- 0	0- 0	AWAY	0- 0	0- 1	0- 6				
0- 0	0- 0	0- 0	NEUTRAL	0- 0	0- 0	0- 0				
2- 9	0- 0	0- 0	NON-CONFERENCE	0- 1	0- 3	2- 5				
2- 5	0- 0	0- 0	HOME	0- 1	0- 2	2- 2				
0- 4	0- 0	0- 0	AWAY	0- 0	0- 1	0- 3				
0- 0	0- 0	0- 0	NEUTRAL	0- 0	0- 0	0- 0				
1- 4	0- 0	0- 0	CONFERENCE	0- 0	0- 0	1- 4				
1- 1	0- 0	0- 0	HOME	0- 0	0- 0	1- 1				
0- 3	0- 0	0- 0	AWAY	0- 0	0- 0	0- 3				
0- 0	0- 0	0- 0	NEUTRAL	0- 0	0- 0	0- 0				

RPI 1-25				RPI 26-50				RPI 51-100				RPI 101+				Team's RPI: 341
RPI	S	Opponent	Score	RPI	S	Opponent	Score	RPI	S	Opponent	Score	RPI	S	Opponent	Score	
								81	H	Wright St.	44	60				
												122	H	Drexel	39	53
												141	A	Fordham	61	65
												145	H	Stony Brook	48	79
												203	H	Rider	63	73
												209	H	Sacred Heart	46	74
												228	A	Holy Cross	53	61
												243	A	Niagara	51	61
												261	A	Siena	56	62
												274	A	St. Francis Brooklyn	65	73
												283	A	Albany (NY)	54	60
												293	A	Canisius	44	47
												329	H	Iona	55	33
												330	H	Detroit Mercy	56	58
												332	H	Lafayette	60	49
												351	H	LIU Brooklyn	61	46
LAST 12 Division I GAMES:																
228	A	Holy Cross	53	61	203	H	Rider	63	73							
209	H	Sacred Heart	46	74	329	H	Iona	55	33							
81	H	Wright St.	44	60	261	A	Siena	56	62							
122	H	Drexel	39	53	243	A	Niagara	51	61							
332	H	Lafayette	60	49	293	A	Canisius	44	47							
141	A	Fordham	61	65	330	H	Detroit Mercy	56	58							

Non-Div I Games:

Manhattan

Average RPI Win: 236		WON-LOST	WINNING	LAST 10	STRENGTH OF		OPP. STRENGTH	TEAM	ADJ.	CONF.	ADJ CONF.
Loss: 94		RECORD	PCT. RANK	GAMES	SCHEDULE		OF SCHEDULE	RPI	RPI	RPI	RPI
DIV. I ONLY		14- 5	53	7-3	269		175	134	134	27	27
DIV. I NON-CONF.		8- 4	91	0- 0	215		114	104	104	28	28
TOTALS		RPI 1-25	RPI 26-50	W-L RECORDS		RPI 51-100	RPI 101-150	RPI 150+			
14- 5	0- 0		0- 0	OVERALL		1- 4	0- 0	13- 1			
6- 2	0- 0		0- 0	HOME		1- 1	0- 0	5- 1			
6- 2	0- 0		0- 0	AWAY		0- 2	0- 0	6- 0			
2- 1	0- 0		0- 0	NEUTRAL		0- 1	0- 0	2- 0			
8- 4	0- 0		0- 0	NON-CONFERENCE		1- 3	0- 0	7- 1			
3- 1	0- 0		0- 0	HOME		1- 0	0- 0	2- 1			
3- 2	0- 0		0- 0	AWAY		0- 2	0- 0	3- 0			
2- 1	0- 0		0- 0	NEUTRAL		0- 1	0- 0	2- 0			
6- 1	0- 0		0- 0	CONFERENCE		0- 1	0- 0	6- 0			
3- 1	0- 0		0- 0	HOME		0- 1	0- 0	3- 0			
3- 0	0- 0		0- 0	AWAY		0- 0	0- 0	3- 0			
0- 0	0- 0		0- 0	NEUTRAL		0- 0	0- 0	0- 0			

RPI 1-25				RPI 26-50				RPI 51-100				RPI 101+				Team's RPI: 134	
RPI	S	Opponent	Score	RPI	S	Opponent	Score	RPI	S	Opponent	Score	RPI	S	Opponent	Score		
								51	A	Duke	56	64	163	H	Boston U.	68	57
								54	H	Northeastern	90	84	181	H	Massachusetts	55	70
								69	H	Qui nni pi ac	69	76	189	A	El on	61	57
								81	N	Wright St.	60	76	196	A	Navy	72	48
								88	A	Princeton	57	60	231	H	Temple	74	68
													243	A	Niagara	87	58
													244	N	Stetson	76	69
													249	H	Monmouth	69	45
													258	N	Hofstra	71	57
													261	H	Si ena	88	59
													283	A	Albany (NY)	74	56
													293	A	Canisius	71	66
													312	A	Fairfield	56	46
													329	H	Iona	76	36
LAST 12 Division I GAMES:																	
293	A	Canisius	71 66	329	H	Iona	76 36										
243	A	Niagara	87 58	261	H	Si ena	88 59										
181	H	Massachusetts	55 70	249	H	Monmouth	69 45										
54	H	Northeastern	90 84	312	A	Fairfield	56 46										
88	A	Princeton	57 60	69	H	Qui nni pi ac	69 76										
283	A	Albany (NY)	74 56	51	A	Duke	56 64										

### Non-Div I Games:

Mari st

Average RPI Win:	109	WON-LOST	WINNING	LAST 10	STRENGTH OF	OPP. STRENGTH	TEAM	ADJ.	CONF.	ADJ CONF.
Average RPI Loss:	15	RECORD	PCT. RANK	GAMES	SCHEDULE	OF SCHEDULE	RPI	RPI	RPI	RPI
DIV. I ONLY	16- 3	20	9-1	25	14	15	15	5	5	
DIV. I NON-CONF.	9- 3	61	1- 0	21	20	16	16	4	4	
-----										
TOTALS	RPI 1-25	RPI 26-50	W-L RECORDS	RPI 51-100	RPI 101-150	RPI 150+				
16- 3	0- 2	2- 1	OVERALL	9- 0	1- 0	4- 0				
12- 1	0- 1	2- 0	HOME	6- 0	1- 0	3- 0				
4- 2	0- 1	0- 1	AWAY	3- 0	0- 0	1- 0				
0- 0	0- 0	0- 0	NEUTRAL	0- 0	0- 0	0- 0				
9- 3	0- 2	1- 1	NON-CONFERENCE	4- 0	0- 0	4- 0				
7- 1	0- 1	1- 0	HOME	3- 0	0- 0	3- 0				
2- 2	0- 1	0- 1	AWAY	1- 0	0- 0	1- 0				
0- 0	0- 0	0- 0	NEUTRAL	0- 0	0- 0	0- 0				
7- 0	0- 0	1- 0	CONFERENCE	5- 0	1- 0	0- 0				
5- 0	0- 0	1- 0	HOME	3- 0	1- 0	0- 0				
2- 0	0- 0	0- 0	AWAY	2- 0	0- 0	0- 0				
0- 0	0- 0	0- 0	NEUTRAL	0- 0	0- 0	0- 0				

RPI 1-25				RPI 26-50				RPI 51-100				RPI 101+			
RPI	S	Opponent	Score	RPI	S	Opponent	Score	RPI	S	Opponent	Score	RPI	S	Opponent	Score
1	H	Notre Dame	63 87	26	H	South Dakota St.	91 52	53	H	Green Bay	80 54	106	H	St. John's (NY)	83 73
9	A	Mississippi St.	82 87	35	A	Miami (FL)	55 63	59	A	Villanova	91 55	152	H	Montana St.	100 52
				43	H	DePaul	96 63	61	H	Michigan	85 74	185	A	Milwaukee	83 74
								67	H	Creighton	85 67	256	H	Binghamton	93 40
								74	H	Seton Hall	96 60	335	H	UIC	96 32
								79	H	UNI	102 61				
								80	A	Northwestern	76 57				
								83	A	Georgetown	72 62				
								86	H	Providence	85 46				
LAST 12 Division I GAMES:															
				59	A	Villanova	91 55	79	H	UNI	102 61				
				43	H	DePaul	96 63	35	A	Miami (FL)	55 63				
				67	H	Creighton	85 67	106	H	St. John's (NY)	83 73				
				86	H	Providence	85 46	74	H	Seton Hall	96 60				
				1	H	Notre Dame	63 87	83	A	Georgetown	72 62				
				256	H	Binghamton	93 40	53	H	Green Bay	80 54				

Non-Div I Games:

Marquette

Average RPI Win:	265	WON-LOST	WINNING	LAST 10	STRENGTH OF	OPP. STRENGTH	TEAM	ADJ.	CONF.	ADJ CONF.
Average RPI Loss:	135	RECORD	PCT. RANK	GAMES	SCHEDULE	OF SCHEDULE	RPI	RPI	RPI	RPI
DIV. I ONLY	9- 8	150	7-3	329	147	241	241	16	16	
DIV. I NON-CONF.	5- 7	206	0- 0	339	186	322	322	19	19	
TOTALS	RPI 1-25	RPI 26-50	W-L RECORDS	RPI 51-100	RPI 101-150	RPI 150+				
9- 8	0- 0	0- 1	OVERALL	1- 0	0- 3	8- 4				
7- 2	0- 0	0- 0	HOME	1- 0	0- 1	6- 1				
2- 6	0- 0	0- 1	AWAY	0- 0	0- 2	2- 3				
0- 0	0- 0	0- 0	NEUTRAL	0- 0	0- 0	0- 0				
5- 7	0- 0	0- 1	NON-CONFERENCE	0- 0	0- 2	5- 4				
5- 2	0- 0	0- 0	HOME	0- 0	0- 1	5- 1				
0- 5	0- 0	0- 1	AWAY	0- 0	0- 1	0- 3				
0- 0	0- 0	0- 0	NEUTRAL	0- 0	0- 0	0- 0				
4- 1	0- 0	0- 0	CONFERENCE	1- 0	0- 1	3- 0				
2- 0	0- 0	0- 0	HOME	1- 0	0- 0	1- 0				
2- 1	0- 0	0- 0	AWAY	0- 0	0- 1	2- 0				
0- 0	0- 0	0- 0	NEUTRAL	0- 0	0- 0	0- 0				

RPI S Opponent	Score	RPI S Opponent	Score	RPI S Opponent	Score	RPI S Opponent	Score
37 A Clemson	54 68	55 H Old Domini on	57 48	102 H Towson	69 76	109 A Appal achian St.	52 74
				110 A Western Ky.	55 85	158 H Indiana St.	53 62
				164 A Wi sconsi n	49 67	168 A Southern Ill.	49 58
				169 H Charlotte	63 62	230 A Bowling Green	76 99
				266 H Cleveland St.	86 64	289 A Fla. Atlantic	72 67
				301 H Tennessee St.	80 59	304 H Coppi n St.	88 67
				311 A FIU	86 58	344 H Evansville	72 65
				348 H Delaware St.	75 63		
LAST 12 Division I GAMES:							
348 H Delaware St.	75 63	311 A FIU	86 58				
102 H Towson	69 76	289 A Fla. Atlantic	72 67				
37 A Clemson	54 68	110 A Western Ky.	55 85				
301 H Tennessee St.	80 59	169 H Charlotte	63 62				
266 H Cleveland St.	86 64	55 H Old Domini on	57 48				
164 A Wi sconsi n	49 67	304 H Coppi n St.	88 67				

Non-Div I Games: Bluefi el d St. 82 29

Marshall

Average RPI Win:	150	WON-LOST	WINNING	LAST 10	STRENGTH OF	OPP. STRENGTH	TEAM	ADJ.	CONF.	ADJ CONF.
Average RPI Loss:	22	RECORD	PCT. RANK	GAMES	SCHEDULE	OF SCHEDULE	RPI	RPI	RPI	RPI
DIV. I ONLY	16- 2	12	8-2	136	20	25	25	4	4	
DIV. I NON-CONF.	11- 0	1	0- 0	254	74	31	31	5	5	
-----										
TOTALS	RPI 1-25	RPI 26-50	W-L RECORDS	RPI 51-100	RPI 101-150	RPI 150+				
16- 2	1- 1	1- 1	OVERALL	5- 0	3- 0	6- 0				
9- 1	0- 1	1- 0	HOME	4- 0	1- 0	3- 0				
5- 1	1- 0	0- 1	AWAY	1- 0	1- 0	2- 0				
2- 0	0- 0	0- 0	NEUTRAL	0- 0	1- 0	1- 0				
11- 0	1- 0	1- 0	NON-CONFERENCE	2- 0	1- 0	6- 0				
6- 0	0- 0	1- 0	HOME	2- 0	0- 0	3- 0				
3- 0	1- 0	0- 0	AWAY	0- 0	0- 0	2- 0				
2- 0	0- 0	0- 0	NEUTRAL	0- 0	1- 0	1- 0				
5- 2	0- 1	0- 1	CONFERENCE	3- 0	2- 0	0- 0				
3- 1	0- 1	0- 0	HOME	2- 0	1- 0	0- 0				
2- 1	0- 0	0- 1	AWAY	1- 0	1- 0	0- 0				
0- 0	0- 0	0- 0	NEUTRAL	0- 0	0- 0	0- 0				

RPI	S	Opponent	Score	RPI	S	Opponent	Score	RPI	S	Opponent	Score	RPI	S	Opponent	Score
16	H	Rutgers	65 73	28	A	Michigan St.	60 77	58	H	James Madison	87 63	111	A	Penn St.	77 61
18	A	South Carolina	85 61	32	H	Georgia Tech	67 54	61	H	Michigan	83 69	111	H	Penn St.	79 67
								72	A	Nebraska	81 63	121	N	Georgia	58 51
								87	H	Dayton	82 71	191	A	Delaware	77 53
								99	H	Ohio St.	75 69	198	A	George Washington	69 30
												304	H	Coppin St.	93 36
												305	H	Loyola Maryland	83 48
												314	H	UMBC	92 61
												318	N	Morgan St.	68 44
-----															
LAST 12 Division I GAMES:															
16	H	Rutgers	65 73	111	H	Penn St.	79 67								
111	A	Penn St.	77 61	28	A	Michigan St.	60 77								
191	A	Delaware	77 53	61	H	Michigan	83 69								
305	H	Loyola Maryland	83 48	72	A	Nebraska	81 63								
58	H	James Madison	87 63	99	H	Ohio St.	75 69								
314	H	UMBC	92 61	32	H	Georgia Tech	67 54								

Non-Div I Games:

Maryland

Average RPI Win:	228	WON-LOST	WINNING	LAST 10	STRENGTH OF	OPP. STRENGTH	TEAM	ADJ.	CONF.	ADJ CONF.
Average RPI Loss:	158	RECORD	PCT. RANK	GAMES	SCHEDULE	OF SCHEDULE	RPI	RPI	RPI	RPI
DIV. I ONLY	11- 8	133	6-4	239	261	181	181	17	17	
DIV. I NON-CONF.	8- 6	138	0- 0	231	307	193	193	17	17	
-----										
TOTALS	RPI 1-25	RPI 26-50	W-L RECORDS	RPI 51-100	RPI 101-150	RPI 150+				
11- 8	0- 0	0- 0	OVERALL	0- 3	2- 1	9- 4				
6- 3	0- 0	0- 0	HOME	0- 0	0- 0	6- 3				
4- 4	0- 0	0- 0	AWAY	0- 2	2- 1	2- 1				
1- 1	0- 0	0- 0	NEUTRAL	0- 1	0- 0	1- 0				
8- 6	0- 0	0- 0	NON-CONFERENCE	0- 2	1- 1	7- 3				
5- 2	0- 0	0- 0	HOME	0- 0	0- 0	5- 2				
2- 3	0- 0	0- 0	AWAY	0- 1	1- 1	1- 1				
1- 1	0- 0	0- 0	NEUTRAL	0- 1	0- 0	1- 0				
3- 2	0- 0	0- 0	CONFERENCE	0- 1	1- 0	2- 1				
1- 1	0- 0	0- 0	HOME	0- 0	0- 0	1- 1				
2- 1	0- 0	0- 0	AWAY	0- 1	1- 0	1- 0				
0- 0	0- 0	0- 0	NEUTRAL	0- 0	0- 0	0- 0				

RPI 1-25				RPI 26-50				RPI 51-100				RPI 101+				Team's RPI: 181	
RPI	S	Opponent	Score	RPI	S	Opponent	Score	RPI	S	Opponent	Score	RPI	S	Opponent	Score		
								52	N	Bucknell I	58	77	102	A	Towson	53	78
								54	A	Northeastern	52	53	134	A	Marist	70	55
								87	A	Dayton	47	75	147	A	Davids on	70	58
													163	H	Boston U.	66	55
													199	H	George Mason	52	70
													204	A	Brown	90	61
													208	H	Saint Louis	70	66
													209	H	Sacred Heart	78	61
													217	H	North Dakota	52	59
													248	H	UTRGV	74	70
													261	A	Siena	59	64
													273	A	La Salle	74	60
													290	H	UMass Lowell	59	62
													294	H	Central Conn. St.	74	59
													312	N	Fairfield	59	49
													315	H	Incarnate Word	71	59
-----																	
LAST 12 Division I GAMES:																	
134	A	Marist	70	55	147	A	Davids on	70	58								
290	H	UMass Lowell	59	62	199	H	George Mason	52	70								
261	A	Siena	59	64	273	A	La Salle	74	60								
163	H	Boston U.	66	55	87	A	Dayton	47	75								
315	H	Incarnate Word	71	59	208	H	Saint Louis	70	66								
54	A	Northeastern	52	53	217	H	North Dakota	52	59								

Non-Div I Games:

Massachusetts



Average RPI Win:	224	WON-LOST	WINNING	LAST 10	STRENGTH OF	OPP. STRENGTH	TEAM	ADJ.	CONF.	ADJ CONF.
Average RPI Loss:	192	RECORD	PCT. RANK	GAMES	SCHEDULE	OF SCHEDULE	RPI	RPI	RPI	RPI
DIV. I ONLY	2- 12	327	4-6	244	292	319	319	26	26	
DIV. I NON-CONF.	0- 8	336	0- 0	61	277	300	300	22	22	
-----										
TOTALS	RPI 1-25	RPI 26-50	W-L RECORDS	RPI 51-100	RPI 101-150	RPI 150+				
2- 12	0- 1	0- 1	OVERALL	0- 0	0- 2	2- 8				
1- 3	0- 0	0- 0	HOME	0- 0	0- 1	1- 2				
1- 9	0- 1	0- 1	AWAY	0- 0	0- 1	1- 6				
0- 0	0- 0	0- 0	NEUTRAL	0- 0	0- 0	0- 0				
0- 8	0- 1	0- 1	NON-CONFERENCE	0- 0	0- 2	0- 4				
0- 2	0- 0	0- 0	HOME	0- 0	0- 1	0- 1				
0- 6	0- 1	0- 1	AWAY	0- 0	0- 1	0- 3				
0- 0	0- 0	0- 0	NEUTRAL	0- 0	0- 0	0- 0				
2- 4	0- 0	0- 0	CONFERENCE	0- 0	0- 0	2- 4				
1- 1	0- 0	0- 0	HOME	0- 0	0- 0	1- 1				
1- 3	0- 0	0- 0	AWAY	0- 0	0- 0	1- 3				
0- 0	0- 0	0- 0	NEUTRAL	0- 0	0- 0	0- 0				

RPI 1-25				RPI 26-50				RPI 51-100				RPI 101+ Team's RPI: 319			
RPI	S	Opponent	Score	RPI	S	Opponent	Score	RPI	S	Opponent	Score	RPI	S	Opponent	Score
23	A	Texas	40 96	47	A	LSU	36 86					101	A	Ri ce	65 93
												135	H	Loui si ana Tech	48 89
												156	A	UAB	48 91
												159	A	Grambl ing	51 75
												166	A	Abilene Christi an	52 109
												212	A	Nichol ls St.	69 68
												236	H	Southeastern La.	62 56
												264	H	Loui si ana	59 70
												288	A	New Orleans	76 88
												315	H	Incarnate Word	66 68
												322	A	La. -Monroe	60 69
												324	A	Northwestern St.	63 82
LAST 12 Division I GAMES:															
315	H	Incarnate Word	66 68	236	H	Southeastern La.	62 56								
135	H	Louisiana Tech	48 89	212	A	Nichol ls St.	69 68								
47	A	LSU	36 86	288	A	New Orleans	76 88								
156	A	UAB	48 91	166	A	Abilene Christian	52 109								
101	A	Ri ce	65 93	324	A	Northwestern St.	63 82								
322	A	La. -Monroe	60 69	23	A	Texas	40 96								

Non-Div I Games: LSU-Alexandria 60 68 Southern-N. O. 106 54 Louisiana Col. 86 68

McNeese

Average RPI Win:	257	WON-LOST	WINNING	LAST 10	STRENGTH OF	OPP. STRENGTH	TEAM	ADJ.	CONF.	ADJ CONF.
Average RPI Loss:	149	RECORD	PCT. RANK	GAMES	SCHEDULE	OF SCHEDULE	RPI	RPI	RPI	RPI
DIV. I ONLY	7- 10	222	5-5	235	227	257	257	9	9	
DIV. I NON-CONF.	5- 8	224	0- 0	293	255	304	304	9	9	
-----										
TOTALS	RPI 1-25	RPI 26-50	W-L RECORDS	RPI 51-100	RPI 101-150	RPI 150+				
7- 10	0- 1	0- 0	OVERALL	0- 2	0- 2	7- 5				
5- 5	0- 1	0- 0	HOME	0- 2	0- 1	5- 1				
1- 5	0- 0	0- 0	AWAY	0- 0	0- 1	1- 4				
1- 0	0- 0	0- 0	NEUTRAL	0- 0	0- 0	1- 0				
5- 8	0- 0	0- 0	NON-CONFERENCE	0- 2	0- 1	5- 5				
4- 4	0- 0	0- 0	HOME	0- 2	0- 1	4- 1				
0- 4	0- 0	0- 0	AWAY	0- 0	0- 0	0- 4				
1- 0	0- 0	0- 0	NEUTRAL	0- 0	0- 0	1- 0				
2- 2	0- 1	0- 0	CONFERENCE	0- 0	0- 1	2- 0				
1- 1	0- 1	0- 0	HOME	0- 0	0- 0	1- 0				
1- 1	0- 0	0- 0	AWAY	0- 0	0- 1	1- 0				
0- 0	0- 0	0- 0	NEUTRAL	0- 0	0- 0	0- 0				

RPI 1-25				RPI 26-50				RPI 51-100				RPI 101+				Team's RPI: 257
RPI	S	Opponent	Score	RPI	S	Opponent	Score	RPI	S	Opponent	Score	RPI	S	Opponent	Score	
17	H	UCF	55 68					92	H	Toledo	48 58	133	A	Tulsa	39 46	
								100	H	Little Rock	60 63	135	H	Louisiana Tech	50 66	
												156	A	UAB	54 85	
												165	A	Arkansas St.	66 77	
												179	N	Mercer	59 53	
												198	A	George Washington	38 51	
												207	A	Coastal Caro.	71 90	
												220	H	Southeast Mo. St.	69 57	
												222	H	East Carolina	58 46	
												226	H	Samford	53 48	
												268	A	Wichita St.	71 50	
												288	H	New Orleans	59 66	
												334	H	Jackson St.	68 67	
												349	H	N. C. Central	77 56	
LAST 12 Division I GAMES:																
349	H	N. C. Central	77 56	222	H	East Carolina	58 46									
100	H	Little Rock	60 63	268	A	Wichita St.	71 50									
220	H	Southeast Mo. St.	69 57	133	A	Tulsa	39 46									
226	H	Samford	53 48	17	H	UCF	55 68									
288	H	New Orleans	59 66	198	A	George Washington	38 51									
92	H	Toledo	48 58	207	A	Coastal Caro.	71 90									

Non-Div I Games:

Memphis

Average RPI Win: 244  
Average RPI Loss: 141

WON-LOST  
RECORD

WINNING  
PCT. RANK

LAST 10  
GAMES

STRENGTH OF  
SCHEDULE

OPP. STRENGTH  
OF SCHEDULE

TEAM  
RPI

ADJ.  
RPI

CONF.  
RPI

ADJ CONF.  
RPI

DIV. I ONLY	11- 7	112	7-3	275	177	179	179	24	24
DIV. I NON-CONF.	8- 7	160	0- 0	211	166	184	184	25	25
-----									
TOTALS	RPI 1-25	RPI 26-50	W-L RECORDS	RPI 51-100	RPI 101-150	RPI 150+			
11- 7	0- 2	0- 0	OVERALL	0- 0	0- 2	11- 3			
5- 3	0- 2	0- 0	HOME	0- 0	0- 0	5- 1			
5- 3	0- 0	0- 0	AWAY	0- 0	0- 2	5- 1			
1- 1	0- 0	0- 0	NEUTRAL	0- 0	0- 0	1- 1			
8- 7	0- 2	0- 0	NON-CONFERENCE	0- 0	0- 2	8- 3			
4- 3	0- 2	0- 0	HOME	0- 0	0- 0	4- 1			
3- 3	0- 0	0- 0	AWAY	0- 0	0- 2	3- 1			
1- 1	0- 0	0- 0	NEUTRAL	0- 0	0- 0	1- 1			
3- 0	0- 0	0- 0	CONFERENCE	0- 0	0- 0	3- 0			
1- 0	0- 0	0- 0	HOME	0- 0	0- 0	1- 0			
2- 0	0- 0	0- 0	AWAY	0- 0	0- 0	2- 0			
0- 0	0- 0	0- 0	NEUTRAL	0- 0	0- 0	0- 0			

RPI 1-25				RPI 26-50				RPI 51-100				RPI 101+ Team's RPI: 179			
RPI	S	Opponent	Score	RPI	S	Opponent	Score	RPI	S	Opponent	Score	RPI	S	Opponent	Score
17	H	UCF	42 76									115	A	Wake Forest	54 69
22	H	Florida St.	56 57									121	A	Georgia	60 67
												169	H	Charlotte	57 40
												197	A	Jacksonville	66 71
												198	A	George Washington	61 53
												200	H	UNC Asheville	61 47
												213	H	Florida	92 82
												224	A	Howard	85 70
												226	H	Samford	76 68
												230	N	Bowling Green	76 63
												257	N	Memphis	53 59
												259	H	Col umbi a	68 72
												284	A	Ga. Southern	79 72
												291	H	Kennesaw St.	64 48
												321	A	UNC Greensboro	71 58
												328	A	Western Caro.	69 67
LAST 12 Division I GAMES:															
200	H	UNC Asheville	61 47	321	A	UNC Greensboro	71 58								
198	A	George Washington	61 53	328	A	Western Caro.	69 67								
224	A	Howard	85 70	226	H	Samford	76 68								
169	H	Charlotte	57 40	259	H	Col umbi a	68 72								
22	H	Florida St.	56 57	197	A	Jacksonville	66 71								
291	H	Kennesaw St.	64 48	121	A	Georgia	60 67								

Non-Div I Games:

Mercer

Loss, Non-Conf, S Site, H Home A Away N Neutral

Average RPI Win:	147	WON-LOST	WINNING	LAST 10	STRENGTH OF	OPP. STRENGTH	TEAM	ADJ.	CONF.	ADJ CONF.
Average RPI Loss:	26	RECORD	PCT. RANK	GAMES	SCHEDULE	OF SCHEDULE	RPI	RPI	RPI	RPI
DIV. I ONLY	16- 4	32	8-2	96	12	35	35	1	1	
DIV. I NON-CONF.	12- 3	52	2- 1	139	23	48	48	1	1	
-----										
TOTALS	RPI 1-25	RPI 26-50	W-L RECORDS	RPI 51-100	RPI 101-150	RPI 150+				
16- 4	1- 2	1- 2	OVERALL	5- 0	3- 0	6- 0				
11- 2	1- 1	1- 1	HOME	4- 0	1- 0	4- 0				
3- 2	0- 1	0- 1	AWAY	1- 0	1- 0	1- 0				
2- 0	0- 0	0- 0	NEUTRAL	0- 0	1- 0	1- 0				
12- 3	1- 2	0- 1	NON-CONFERENCE	3- 0	2- 0	6- 0				
9- 1	1- 1	0- 0	HOME	3- 0	1- 0	4- 0				
1- 2	0- 1	0- 1	AWAY	0- 0	0- 0	1- 0				
2- 0	0- 0	0- 0	NEUTRAL	0- 0	1- 0	1- 0				
4- 1	0- 0	1- 1	CONFERENCE	2- 0	1- 0	0- 0				
2- 1	0- 0	1- 1	HOME	1- 0	0- 0	0- 0				
2- 0	0- 0	0- 0	AWAY	1- 0	1- 0	0- 0				
0- 0	0- 0	0- 0	NEUTRAL	0- 0	0- 0	0- 0				

RPI 1-25				RPI 26-50				Team's RPI: 35				RPI 51-100				RPI 101+			
RPI	S	Opponent	Score	RPI	S	Opponent	Score	RPI	S	Opponent	Score	RPI	S	Opponent	Score	RPI	S	Opponent	Score
14	A	Iowa St.	52 75	33	A	Purdue	63 74	51	A	Duke	58 50	115	A	Wake Forest	72 57				
15	H	Marquette	63 55	37	H	Clemson	67 76	71	H	Virginia Tech	68 61	118	N	Alabama	101 74				
19	H	Central Mich.	80 90	44	H	North Carolina	76 68	72	H	Nebraska	82 68	127	H	Colorado	73 58				
								84	H	SFA	81 60	171	N	Vanderbilt	90 65				
								94	H	Hartford	75 62	216	H	UMES	71 53				
												231	H	Temple	73 61				
												288	H	New Orleans	78 38				
												311	A	FIU	94 43				
												346	H	Florida A&M	103 54				
-----																			
LAST 12 Division I GAMES:																			
				37	H	Clemson	67 76	94	H	Hartford	75 62								
				115	A	Wake Forest	72 57	15	H	Marquette	63 55								
				71	H	Virginia Tech	68 61	14	A	Iowa St.	52 75								
				19	H	Central Mich.	80 90	44	H	North Carolina	76 68								
				346	H	Florida A&M	103 54	51	A	Duke	58 50								
				118	N	Alabama	101 74	171	N	Vanderbilt	90 65								

Non-Div I Games:

Miami (FL)



Average RPI Win:	203	WON-LOST	WINNING	LAST 10	STRENGTH OF	OPP. STRENGTH	TEAM	ADJ.	CONF.	ADJ CONF.
Average RPI Loss:	27	RECORD	PCT. RANK	GAMES	SCHEDULE	OF SCHEDULE	RPI	RPI	RPI	RPI

DIV. I ONLY	12- 7	100	6-4	85	66	61	61	4	4
DIV. I NON-CONF.	9- 3	61	1- 1	209	144	78	78	5	5
-----									
TOTALS	RPI 1-25	RPI 26-50	W-L RECORDS	RPI 51-100	RPI 101-150	RPI 150+			
12- 7	0- 5	1- 1	OVERALL	2- 1	2- 0	7- 0			
8- 0	0- 0	0- 0	HOME	2- 0	1- 0	5- 0			
2- 6	0- 4	0- 1	AWAY	0- 1	0- 0	2- 0			
2- 1	0- 1	1- 0	NEUTRAL	0- 0	1- 0	0- 0			
9- 3	0- 3	1- 0	NON-CONFERENCE	0- 0	1- 0	7- 0			
5- 0	0- 0	0- 0	HOME	0- 0	0- 0	5- 0			
2- 2	0- 2	0- 0	AWAY	0- 0	0- 0	2- 0			
2- 1	0- 1	1- 0	NEUTRAL	0- 0	1- 0	0- 0			
3- 4	0- 2	0- 1	CONFERENCE	2- 1	1- 0	0- 0			
3- 0	0- 0	0- 0	HOME	2- 0	1- 0	0- 0			
0- 4	0- 2	0- 1	AWAY	0- 1	0- 0	0- 0			
0- 0	0- 0	0- 0	NEUTRAL	0- 0	0- 0	0- 0			

RPI 1-25				RPI 26-50				RPI 51-100 Team's RPI: 61				RPI 101+			
RPI	S	Opponent	Score	RPI	S	Opponent	Score	RPI	S	Opponent	Score	RPI	S	Opponent	Score
7	A	NC State	55 66	33	A	Purdue	70 71	72	A	Nebraska	56 70	107	H	Minnesota	76 60
12	A	Iowa	61 75	34	N	Missouri	70 54	80	H	Northwestern	79 78	112	N	Washington	80 73
15	A	Marquette	74 85					99	H	Ohio St.	62 58	182	H	Southern U.	76 35
23	N	Texas	52 69									233	H	Mt. St. Mary's	88 40
25	A	Maryland	69 83									292	A	Western Mich.	79 42
												295	A	Oakland	85 59
												318	H	Morgan St.	70 47
												330	H	Detroit Mercy	95 62
												351	H	LIU Brooklyn	83 38
-----															
LAST 12 Division I GAMES:															
80	H	Northwestern	79 78	112	N	Washington	80 73	23	N	Texas	52 69				
33	A	Purdue	70 71					99	H	Ohio St.	62 58				
107	H	Minnesota	76 60					12	A	Iowa	61 75				
72	A	Nebraska	56 70					25	A	Maryland	69 83				
182	H	Southern U.	76 35					295	A	Oakland	85 59				
318	H	Morgan St.	70 47												

Non-Div I Games:

Michigan

Average RPI Win:	154	WON-LOST	WINNING	LAST 10	STRENGTH OF	OPP. STRENGTH	TEAM	ADJ.	CONF.	ADJ CONF.
Average RPI Loss:	46	RECORD	PCT. RANK	GAMES	SCHEDULE	OF SCHEDULE	RPI	RPI	RPI	RPI
DIV. I ONLY	13- 5	58	6-4	50	21	28	28	4	4	
DIV. I NON-CONF.	10- 1	19	0- 0	195	33	34	34	5	5	
-----										
TOTALS	RPI 1-25	RPI 26-50	W-L RECORDS	RPI 51-100	RPI 101-150	RPI 150+				
13- 5	3- 2	0- 1	OVERALL	3- 2	1- 0	6- 0				
10- 0	3- 0	0- 0	HOME	2- 0	1- 0	4- 0				
2- 4	0- 1	0- 1	AWAY	1- 2	0- 0	1- 0				
1- 1	0- 1	0- 0	NEUTRAL	0- 0	0- 0	1- 0				
10- 1	1- 1	0- 0	NON-CONFERENCE	3- 0	0- 0	6- 0				
7- 0	1- 0	0- 0	HOME	2- 0	0- 0	4- 0				
2- 0	0- 0	0- 0	AWAY	1- 0	0- 0	1- 0				
1- 1	0- 1	0- 0	NEUTRAL	0- 0	0- 0	1- 0				
3- 4	2- 1	0- 1	CONFERENCE	0- 2	1- 0	0- 0				
3- 0	2- 0	0- 0	HOME	0- 0	1- 0	0- 0				
0- 4	0- 1	0- 1	AWAY	0- 2	0- 0	0- 0				
0- 0	0- 0	0- 0	NEUTRAL	0- 0	0- 0	0- 0				

RPI	S	Opponent	Score
3	H	Oregon	88 82
7	N	NC State	74 78
12	H	Iowa	84 70
16	A	Rutgers	62 76
25	H	Maryland	77 60

RPI	S	Opponent	Score
29	A	Indiana	64 68

Team's RPI: 28

RPI	S	Opponent	Score
80	A	Northwestern	62 70
81	H	Wright St.	84 68
94	A	Hartford	74 66
98	H	Virginia	91 66
99	A	Ohio St.	55 65

RPI	S	Opponent	Score
107	H	Minnesota	86 68
230	H	Bowling Green	99 69
232	H	ETSU	75 53
245	H	Texas Southern	91 45
289	H	Fla. Atlantic	89 74
291	N	Kennesaw St.	75 51
295	A	Oakland	102 58

LAST 12 Division I GAMES:

80	A	Northwestern	62 70	16	A	Rutgers	62 76
12	H	Iowa	84 70	25	H	Maryland	77 60
289	H	Fla. Atlantic	89 74	99	A	Ohio St.	55 65
94	A	Hartford	74 66	107	H	Minnesota	86 68
3	H	Oregon	88 82	29	A	Indiana	64 68
295	A	Oakland	102 58	245	H	Texas Southern	91 45

Non-Div I Games:

Michigan St.

Average RPI	Win:	215	WON-LOST	WINNING	LAST 10	STRENGTH OF	OPP. STRENGTH	TEAM	ADJ.	CONF.	ADJ CONF.
Average RPI	Loss:	86	RECORD	PCT. RANK	GAMES	SCHEDULE	OF SCHEDULE	RPI	RPI	RPI	RPI
DIV. I ONLY		15- 4		35	8-2	208	137	70	70	16	16
DIV. I NON-CONF.		9- 4		85	0- 1	95	200	55	55	19	19
<hr/>											
TOTALS	RPI 1-25		RPI 26-50		W-L RECORDS	RPI 51-100		RPI 101-150		RPI 150+	
15- 4	0- 1		0- 0		OVERALL	1- 1		2- 2		12- 0	
6- 1	0- 0		0- 0		HOME	0- 1		1- 0		5- 0	
7- 3	0- 1		0- 0		AWAY	1- 0		0- 2		6- 0	
2- 0	0- 0		0- 0		NEUTRAL	0- 0		1- 0		1- 0	
9- 4	0- 1		0- 0		NON-CONFERENCE	1- 1		1- 2		7- 0	
4- 1	0- 0		0- 0		HOME	0- 1		0- 0		4- 0	
3- 3	0- 1		0- 0		AWAY	1- 0		0- 2		2- 0	
2- 0	0- 0		0- 0		NEUTRAL	0- 0		1- 0		1- 0	
6- 0	0- 0		0- 0		CONFERENCE	0- 0		1- 0		5- 0	
2- 0	0- 0		0- 0		HOME	0- 0		1- 0		1- 0	
4- 0	0- 0		0- 0		AWAY	0- 0		0- 0		4- 0	
0- 0	0- 0		0- 0		NEUTRAL	0- 0		0- 0		0- 0	

RPI	S	Opponent	Score	RPI	S	Opponent	Score	RPI	S	Opponent	Score	RPI	S	Opponent	Score
24	A	Kentucky	55 72					75	H	Belmont	38 45	105	A	Tennessee Tech	64 68
								89	A	Troy	67 64	128	N	Chattanooga	58 47
												135	H	Louisiana Tech	75 38
												141	A	Fordham	49 61
												171	H	Vanderbilt	65 58
												177	H	Georgia St.	69 54
												200	H	UNC Asheville	67 46
												211	H	Southern Miss.	66 49
												227	N	Dartmouth	70 58
												229	A	UNLV	66 62
												246	A	Furman	78 71
												252	A	UTSA	72 52
												265	A	UTEP	79 49
												289	A	Fla. Atlantic	74 55
												299	H	Mississippi Val.	101 51
												311	A	FIU	49 43
<hr/>															
LAST 12 Division I GAMES:															
211	H	Southern Miss.	66 49	141	A	Fordham	49 61								
289	A	Fla. Atlantic	74 55	229	A	UNLV	66 62								
311	A	FIU	49 43	265	A	UTEP	79 49								
128	N	Chattanooga	58 47	252	A	UTSA	72 52								
200	H	UNC Asheville	67 46	135	H	Louisiana Tech	75 38								
24	A	Kentucky	55 72	89	A	Troy	67 64								

Non-Div I Games:

Middle Tenn.



Average RPI	Win:	258	WON-LOST	WINNING	LAST 10	STRENGTH OF	OPP. STRENGTH	TEAM	ADJ.	CONF.	ADJ CONF.
Average RPI	Loss:	91	RECORD	PCT. RANK	GAMES	SCHEDULE	OF SCHEDULE	RPI	RPI	RPI	RPI
DIV. I ONLY		9- 9		165	6-4	229	149	185	185	20	20
DIV. I NON-CONF.		5- 6		177	0- 0	143	145	180	180	18	18
-----											
TOTALS	RPI 1-25		RPI 26-50		W-L RECORDS	RPI 51-100		RPI 101-150		RPI 150+	
9- 9	0- 2		0- 2		OVERALL	0- 2		1- 1		8- 2	
4- 4	0- 2		0- 0		HOME	0- 1		1- 0		3- 1	
4- 5	0- 0		0- 2		AWAY	0- 1		0- 1		4- 1	
1- 0	0- 0		0- 0		NEUTRAL	0- 0		0- 0		1- 0	
5- 6	0- 2		0- 2		NON-CONFERENCE	0- 0		0- 1		5- 1	
2- 3	0- 2		0- 0		HOME	0- 0		0- 0		2- 1	
2- 3	0- 0		0- 2		AWAY	0- 0		0- 1		2- 0	
1- 0	0- 0		0- 0		NEUTRAL	0- 0		0- 0		1- 0	
4- 3	0- 0		0- 0		CONFERENCE	0- 2		1- 0		3- 1	
2- 1	0- 0		0- 0		HOME	0- 1		1- 0		1- 0	
2- 2	0- 0		0- 0		AWAY	0- 1		0- 0		2- 1	
0- 0	0- 0		0- 0		NEUTRAL	0- 0		0- 0		0- 0	

RPI	S	Opponent	Score	RPI	S	Opponent	Score	RPI	S	Opponent	Score	RPI	S	Opponent	Score	Team's RPI: 185
15	H	Marquette	74 83	29	A	Indiana	66 68	53	H	Green Bay	62 76	120	H	Youngstown St.	71 68	
22	H	Florida St.	62 87	46	A	Saint Mary's (CA)	71 73	81	A	Wright St.	57 61	131	A	Fresno St.	48 65	
												164	H	Wisconsin	57 68	
												186	N	UC Riverside	56 54	
												217	A	North Dakota	64 46	
												259	H	Columbia	78 65	
												266	H	Cleveland St.	59 53	
												279	A	Northern Ky.	54 55	
												295	A	Oakland	79 52	
												310	A	North Dakota St.	57 55	
												330	A	Detroit Mercy	62 44	
												338	H	Purdue Fort Wayne	70 48	
-----																
LAST 12 Division I GAMES:																
279	A	Northern Ky.	54 55	330	A	Detroit Mercy	62 44									
53	H	Green Bay	62 76	295	A	Oakland	79 52									
22	H	Florida St.	62 87	266	H	Cleveland St.	59 53									
310	A	North Dakota St.	57 55	120	H	Youngstown St.	71 68									
217	A	North Dakota	64 46	81	A	Wright St.	57 61									
338	H	Purdue Fort Wayne	70 48	15	H	Marquette	74 83									

Non-Div I Games:

Milwaukee

Average RPI Win:	207	WON-LOST	WINNING	LAST 10	STRENGTH OF	OPP. STRENGTH	TEAM	ADJ.	CONF.	ADJ CONF.
Average RPI Loss:	68	RECORD	PCT. RANK	GAMES	SCHEDULE	OF SCHEDULE	RPI	RPI	RPI	RPI
DIV. I ONLY	13- 5	58	5-5	201	79	107	107	4	4	
DIV. I NON-CONF.	11- 0	1	0- 0	304	162	57	57	5	5	
-----										
TOTALS	RPI 1-25	RPI 26-50	W-L RECORDS	RPI 51-100	RPI 101-150	RPI 150+				
13- 5	1- 1	0- 1	OVERALL	1- 2	0- 0	11- 1				
10- 2	1- 1	0- 0	HOME	0- 0	0- 0	9- 1				
3- 3	0- 0	0- 1	AWAY	1- 2	0- 0	2- 0				
0- 0	0- 0	0- 0	NEUTRAL	0- 0	0- 0	0- 0				
11- 0	1- 0	0- 0	NON-CONFERENCE	1- 0	0- 0	9- 0				
9- 0	1- 0	0- 0	HOME	0- 0	0- 0	8- 0				
2- 0	0- 0	0- 0	AWAY	1- 0	0- 0	1- 0				
0- 0	0- 0	0- 0	NEUTRAL	0- 0	0- 0	0- 0				
2- 5	0- 1	0- 1	CONFERENCE	0- 2	0- 0	2- 1				
1- 2	0- 1	0- 0	HOME	0- 0	0- 0	1- 1				
1- 3	0- 0	0- 1	AWAY	0- 2	0- 0	1- 0				
0- 0	0- 0	0- 0	NEUTRAL	0- 0	0- 0	0- 0				

RPI 1-25				RPI 26-50				RPI 51-100				RPI 101+				Team's RPI: 107
RPI	S	Opponent	Score	RPI	S	Opponent	Score	RPI	S	Opponent	Score	RPI	S	Opponent	Score	
6	H	Syracuse	72 68	28	A	Michigan St.	68 86	61	A	Michigan	60 76	164	A	Wisconsin	78 50	
12	H	Iowa	63 81					72	A	Nebraska	57 63	164	H	Wisconsin	74 56	
								77	A	Boston College	77 69	167	H	Illinois	62 66	
												172	H	Rhode Island	91 71	
												175	A	Xavier	78 53	
												201	H	Cornell	65 45	
												219	H	Air Force	67 50	
												242	H	San Diego	53 48	
												304	H	Coppin St.	84 52	
												308	H	New Hampshire	70 47	
												315	H	Incarnate Word	75 39	
												342	H	Ark.-Pine Bluff	84 42	
-----																
LAST 12 Division I GAMES:																
61	A	Michigan	60 76	72	A	Nebraska	57 63									
164	H	Wisconsin	74 56	164	A	Wisconsin	78 50									
172	H	Rhode Island	91 71	12	H	Iowa	63 81									
304	H	Coppin St.	84 52	28	A	Michigan St.	68 86									
77	A	Boston College	77 69	167	H	Illinois	62 66									
315	H	Incarnate Word	75 39	219	H	Air Force	67 50									

Non-Div I Games:

Minnesota



Average RPI Win:	293	WON-LOST	WINNING	LAST 10	STRENGTH OF	OPP. STRENGTH	TEAM	ADJ.	CONF.	ADJ CONF.
Average RPI Loss:	190	RECORD	PCT. RANK	GAMES	SCHEDULE	OF SCHEDULE	RPI	RPI	RPI	RPI
DIV. I ONLY	3- 13	311	2-8	243	338	299	299	30	30	
DIV. I NON-CONF.	1- 10	330	0- 0	94	333	271	271	26	26	
-----										
TOTALS	RPI 1-25	RPI 26-50	W-L RECORDS	RPI 51-100	RPI 101-150	RPI 150+				
3- 13	0- 0	0- 0	OVERALL	0- 3	0- 1	3- 9				
1- 2	0- 0	0- 0	HOME	0- 0	0- 0	1- 2				
2- 10	0- 0	0- 0	AWAY	0- 2	0- 1	2- 7				
0- 1	0- 0	0- 0	NEUTRAL	0- 1	0- 0	0- 0				
1- 10	0- 0	0- 0	NON-CONFERENCE	0- 3	0- 1	1- 6				
0- 1	0- 0	0- 0	HOME	0- 0	0- 0	0- 1				
1- 8	0- 0	0- 0	AWAY	0- 2	0- 1	1- 5				
0- 1	0- 0	0- 0	NEUTRAL	0- 1	0- 0	0- 0				
2- 3	0- 0	0- 0	CONFERENCE	0- 0	0- 0	2- 3				
1- 1	0- 0	0- 0	HOME	0- 0	0- 0	1- 1				
1- 2	0- 0	0- 0	AWAY	0- 0	0- 0	1- 2				
0- 0	0- 0	0- 0	NEUTRAL	0- 0	0- 0	0- 0				

RPI 1-25				RPI 26-50				RPI 51-100				RPI 101+ Team's RPI: 299							
RPI	S	Opponent	Score	RPI	S	Opponent	Score	RPI	S	Opponent	Score	RPI	S	Opponent	Score				
								63	A	TCU	47	96	144	A	UT Martin	51	110		
								70	A	Middle Tenn.	51	101	160	H	North Ala.	72	86		
								89	N	Troy	54	75	165	A	Arkansas St.	57	60		
													182	A	Southern U.	67	74		
													211	A	Southern Miss.	60	67		
													212	A	Nicholls St.	47	72		
													223	A	SMU	47	62		
													224	H	Alabama St.	64	62		
													281	H	Alabama A&M	60	80		
													313	A	Austin Peay	95	89		
													322	A	La. -Monroe	65	72		
													342	A	Ark. -Pine Bluff	62	56		
													350	A	Alcorn	63	73		
LAST 12 Division I GAMES:																			
144	A	UT Martin	51	110	182	A	Southern U.	67	74	350	A	Alcorn	63	73	224	H	Alabama St.	64	62
160	H	North Ala.	72	86	281	H	Alabama A&M	60	80	342	A	Ark. -Pine Bluff	62	56	212	A	Nicholls St.	47	72
165	A	Arkansas St.	57	60	211	A	Southern Miss.	60	67	89	N	Troy	54	75					

Non-Div I Games:

Mississippi Val.

Average RPI Win:	136	WON-LOST	WINNING	LAST 10	STRENGTH OF	OPP. STRENGTH	TEAM	ADJ.	CONF.	ADJ CONF.
Average RPI Loss:	74	RECORD	PCT. RANK	GAMES	SCHEDULE	OF SCHEDULE	RPI	RPI	RPI	RPI
DIV. I ONLY	15- 5	46	7-3	63	50	34	34	6	6	
DIV. I NON-CONF.	11- 3	56	1- 0	82	65	41	41	6	6	
-----										
TOTALS	RPI 1-25	RPI 26-50	W-L RECORDS	RPI 51-100	RPI 101-150	RPI 150+				
15- 5	0- 1	2- 1	OVERALL	3- 2	3- 0	7- 1				
8- 2	0- 0	1- 1	HOME	1- 1	2- 0	4- 0				
5- 2	0- 1	1- 0	AWAY	0- 0	1- 0	3- 1				
2- 1	0- 0	0- 0	NEUTRAL	2- 1	0- 0	0- 0				
11- 3	0- 0	0- 1	NON-CONFERENCE	3- 2	2- 0	6- 0				
5- 2	0- 0	0- 1	HOME	1- 1	1- 0	3- 0				
4- 0	0- 0	0- 0	AWAY	0- 0	1- 0	3- 0				
2- 1	0- 0	0- 0	NEUTRAL	2- 1	0- 0	0- 0				
4- 2	0- 1	2- 0	CONFERENCE	0- 0	1- 0	1- 1				
3- 0	0- 0	1- 0	HOME	0- 0	1- 0	1- 0				
1- 2	0- 1	1- 0	AWAY	0- 0	0- 0	0- 1				
0- 0	0- 0	0- 0	NEUTRAL	0- 0	0- 0	0- 0				

RPI 1-25				RPI 26-50				Team's RPI: 34				RPI 51-100				RPI 101+			
RPI	S	Opponent	Score	RPI	S	Opponent	Score	RPI	S	Opponent	Score	RPI	S	Opponent	Score	RPI	S	Opponent	Score
18	A	South Caroli na	65 79	27	H	South Dakota	61 74	51	N	Duke	62 54	103	A	West Virgini a	68 51				
				45	A	Tennessee	66 64	53	H	Green Bay	49 56	121	H	Georgi a	61 35				
				50	H	Arkansas	71 53	61	N	Mi chi gan	54 70	136	H	Texas St.	69 50				
								69	N	Qui nni pi ac	65 51	165	H	Arkansas St.	70 50				
								96	H	Missouri St.	65 61	167	A	Ill i noi s	67 45				
												193	H	UMKC	66 59				
												194	H	Ole Miss	78 55				
												202	H	SIUE	59 36				
												208	A	Sai nt Loui s	74 62				
												213	A	Fl ori da	56 58				
												239	A	Western Ill.	89 64				
LAST 12 Division I GAMES:																			
				50	H	Arkansas	71 53	51	N	Duke	62 54								
				45	A	Tennessee	66 64	69	N	Qui nni pi ac	65 51								
				194	H	Ole Miss	78 55	18	A	South Caroli na	65 79								
				165	H	Arkansas St.	70 50	121	H	Georgi a	61 35								
				167	A	Ill i noi s	67 45	213	A	Fl ori da	56 58								
				136	H	Texas St.	69 50	27	H	South Dakota	61 74								

Non-Div I Games:

Missouri

Average RPI Win:	183	WON-LOST	WINNING	LAST 10	STRENGTH OF	OPP. STRENGTH	TEAM	ADJ.	CONF.	ADJ CONF.
Average RPI Loss:	105	RECORD	PCT. RANK	GAMES	SCHEDULE	OF SCHEDULE	RPI	RPI	RPI	RPI
DIV. I ONLY	9- 7	135	8-2	70	146	96	96	12	12	
DIV. I NON-CONF.	4- 7	228	0- 0	54	58	155	155	14	14	
-----										
TOTALS	RPI 1-25	RPI 26-50	W-L RECORDS	RPI 51-100	RPI 101-150	RPI 150+				
9- 7	0- 1	0- 3	OVERALL	1- 0	1- 0	7- 3				
5- 2	0- 1	0- 1	HOME	1- 0	0- 0	4- 0				
2- 5	0- 0	0- 2	AWAY	0- 0	0- 0	2- 3				
2- 0	0- 0	0- 0	NEUTRAL	0- 0	1- 0	1- 0				
4- 7	0- 1	0- 3	NON-CONFERENCE	1- 0	1- 0	2- 3				
2- 2	0- 1	0- 1	HOME	1- 0	0- 0	1- 0				
0- 5	0- 0	0- 2	AWAY	0- 0	0- 0	0- 3				
2- 0	0- 0	0- 0	NEUTRAL	0- 0	1- 0	1- 0				
5- 0	0- 0	0- 0	CONFERENCE	0- 0	0- 0	5- 0				
3- 0	0- 0	0- 0	HOME	0- 0	0- 0	3- 0				
2- 0	0- 0	0- 0	AWAY	0- 0	0- 0	2- 0				
0- 0	0- 0	0- 0	NEUTRAL	0- 0	0- 0	0- 0				

RPI 1-25				RPI 26-50				RPI 51-100				RPI 101+			
RPI	S	Opponent	Score	RPI	S	Opponent	Score	RPI	S	Opponent	Score	RPI	S	Opponent	Score
10	H	Gonzaga	67 70	27	H	South Dakota	74 85	100	H	Little Rock	48 44	135	N	Louisiana Tech	82 70
				29	A	Indiana	74 98					158	H	Indiana St.	71 58
				34	A	Missouri	61 65					168	H	Southern Ill.	66 51
												173	A	Bradley	68 56
												174	A	Santa Clara	73 77
												183	A	Illinois St.	59 47
												187	H	Ball St.	74 54
												190	A	North Texas	76 83
												202	N	SIUE	68 65
												268	A	Wichita St.	60 63
												344	H	Evansville	88 66
-----															
LAST 12 Division I GAMES:															
100	H	Little Rock	48 44	183	A	Illinois St.	59 47								
202	N	SIUE	68 65	173	A	Bradley	68 56								
135	N	Louisiana Tech	82 70	168	H	Southern Ill.	66 51								
10	H	Gonzaga	67 70	344	H	Evansville	88 66								
29	A	Indiana	74 98	158	H	Indiana St.	71 58								
27	H	South Dakota	74 85	190	A	North Texas	76 83								

Non-Div I Games:

Missouri St.

**Monmouth**

M  
o  
n  
m  
o  
u  
t  
h

Monmouth

Average RPI Win:	203	WON-LOST	WINNING	LAST 10	STRENGTH OF	OPP. STRENGTH	TEAM	ADJ.	CONF.	ADJ CONF.
Average RPI Loss:	90	RECORD	PCT. RANK	GAMES	SCHEDULE	OF SCHEDULE	RPI	RPI	RPI	RPI

DIV. I ONLY	8- 7	148	6-4	115	123	146	146	15	15
DIV. I NON-CONF.	4- 4	162	1- 0	41	85	79	79	12	12
-----									
TOTALS	RPI 1-25	RPI 26-50	W-L RECORDS	RPI 51-100	RPI 101-150	RPI 150+			
8- 7	0- 1	0- 1	OVERALL	1- 1	2- 3	5- 1			
5- 3	0- 0	0- 1	HOME	1- 0	2- 1	2- 1			
2- 4	0- 1	0- 0	AWAY	0- 1	0- 2	2- 0			
1- 0	0- 0	0- 0	NEUTRAL	0- 0	0- 0	1- 0			
4- 4	0- 1	0- 1	NON-CONFERENCE	1- 1	1- 1	2- 0			
2- 1	0- 0	0- 1	HOME	1- 0	1- 0	0- 0			
1- 3	0- 1	0- 0	AWAY	0- 1	0- 1	1- 0			
1- 0	0- 0	0- 0	NEUTRAL	0- 0	0- 0	1- 0			
4- 3	0- 0	0- 0	CONFERENCE	0- 0	1- 2	3- 1			
3- 2	0- 0	0- 0	HOME	0- 0	1- 1	2- 1			
1- 1	0- 0	0- 0	AWAY	0- 0	0- 1	1- 0			
0- 0	0- 0	0- 0	NEUTRAL	0- 0	0- 0	0- 0			

RPI	S	Opponent	Score	RPI	S	Opponent	Score	RPI	S	Opponent	Score	RPI	S	Opponent	Score	Team's RPI: 146
10	A	Gonzaga	52 76	27	H	South Dakota	41 64	56	A	Arizona	51 100	104	H	UC Davis	62 56	
								93	H	Northern Ill.	86 70	108	H	Northern Colo.	62 73	
												112	A	Washington	54 69	
												130	H	Idaho	82 79	
												143	A	Portland St.	60 78	
												176	H	Eastern Wash.	62 68	
												210	H	Southern Utah	79 57	
												238	A	Sacramento St.	88 86	
												253	N	Saint Francis (PA)	79 77	
												255	H	Northern Ariz.	78 62	
												337	A	Grand Canyon	69 47	
-----																
LAST 12 Division I GAMES:																
143	A	Portland St.	60 78	253	N	Saint Francis (PA)	79 77	104	H	UC Davis	62 56	130	H	Idaho	82 79	
238	A	Sacramento St.	88 86	104	H	UC Davis	62 56	108	H	Northern Colo.	62 73	176	H	Eastern Wash.	62 68	
210	H	Southern Utah	79 57	130	H	Idaho	82 79	104	H	UC Davis	62 56	108	H	Northern Colo.	62 73	
255	H	Northern Ariz.	78 62	108	H	Northern Colo.	62 73	176	H	Eastern Wash.	62 68	130	H	Idaho	82 79	
112	A	Washington	54 69	176	H	Eastern Wash.	62 68	104	H	UC Davis	62 56	108	H	Northern Colo.	62 73	
337	A	Grand Canyon	69 47	56	A	Arizona	51 100	104	H	UC Davis	62 56	108	H	Northern Colo.	62 73	

Non-Div I Games: Providence (MT) 90 45

Montana



Average RPI Win:	212	WON-LOST	WINNING	LAST 10	STRENGTH OF	OPP. STRENGTH	TEAM	ADJ.	CONF.	ADJ CONF.
Average RPI Loss:	89	RECORD	PCT. RANK	GAMES	SCHEDULE	OF SCHEDULE	RPI	RPI	RPI	RPI

DIV. I ONLY	8- 8	165	5-5	145	95	152	152	15	15
DIV. I NON-CONF.	4- 5	190	1- 0	91	46	110	110	12	12
TOTALS	RPI 1-25	RPI 26-50	W-L RECORDS	RPI 51-100	RPI 101-150	RPI 150+			
8- 8	0- 1	0- 1	OVERALL	0- 3	2- 2	6- 1			
4- 3	0- 0	0- 1	HOME	0- 0	0- 1	4- 1			
3- 5	0- 1	0- 0	AWAY	0- 3	2- 1	1- 0			
1- 0	0- 0	0- 0	NEUTRAL	0- 0	0- 0	1- 0			
4- 5	0- 1	0- 1	NON-CONFERENCE	0- 3	1- 0	3- 0			
2- 1	0- 0	0- 1	HOME	0- 0	0- 0	2- 0			
1- 4	0- 1	0- 0	AWAY	0- 3	1- 0	0- 0			
1- 0	0- 0	0- 0	NEUTRAL	0- 0	0- 0	1- 0			
4- 3	0- 0	0- 0	CONFERENCE	0- 0	1- 2	3- 1			
2- 2	0- 0	0- 0	HOME	0- 0	0- 1	2- 1			
2- 1	0- 0	0- 0	AWAY	0- 0	1- 1	1- 0			
0- 0	0- 0	0- 0	NEUTRAL	0- 0	0- 0	0- 0			

RPI	S	Opponent	Score	RPI	S	Opponent	Score	RPI	S	Opponent	Score	RPI	S	Opponent	Score	Team's RPI: 152
15	A	Marquette	52 100	26	H	South Dakota St.	67 88	63	A	TCU	49 71	108	A	Northern Colo.	79 66	
								78	A	Wyoming	58 66	130	H	Idaho	66 82	
								84	A	SFA	53 60	136	A	Texas St.	67 59	
												143	A	Portland St.	53 55	
												176	H	Eastern Wash.	87 89	
												191	N	Delaware	69 60	
												210	H	Southern Utah	69 64	
												238	A	Sacramento St.	69 53	
												255	H	Northern Ariz.	80 70	
												260	H	Long Beach St.	85 62	
												300	H	Omaha	59 56	
LAST 12 Division I GAMES:																
143	A	Portland St.	53 55	136	A	Texas St.	67 59	176	H	Eastern Wash.	87 89	108	A	Northern Colo.	79 66	
255	H	Northern Ariz.	80 70	176	H	Eastern Wash.	87 89	130	H	Idaho	66 82	238	A	Sacramento St.	69 53	
210	H	Southern Utah	69 64	108	A	Northern Colo.	79 66	255	H	Northern Ariz.	80 70	260	H	Long Beach St.	85 62	
26	H	South Dakota St.	67 88	130	H	Idaho	66 82	260	H	Long Beach St.	85 62	300	H	Omaha	59 56	
300	H	Omaha	59 56	238	A	Sacramento St.	69 53									
63	A	TCU	49 71	84	A	SFA	53 60									

Non-Div I Games: Carroll (MT) 64 48

Montana St.

Average RPI Win:	266	WON-LOST	WINNING	LAST 10	STRENGTH OF	OPP. STRENGTH	TEAM	ADJ.	CONF.	ADJ CONF.
Average RPI Loss:	157	RECORD	PCT. RANK	GAMES	SCHEDULE	OF SCHEDULE	RPI	RPI	RPI	RPI
DIV. I ONLY	11- 6	90	6-4	278	295	162	162	22	22	
DIV. I NON-CONF.	7- 4	109	0- 0	272	308	177	177	20	20	
-----										
TOTALS	RPI 1-25	RPI 26-50	W-L RECORDS	RPI 51-100	RPI 101-150	RPI 150+				
11- 6	0- 2	0- 0	OVERALL	0- 1	2- 0	9- 3				
6- 1	0- 0	0- 0	HOME	0- 0	1- 0	5- 1				
5- 5	0- 2	0- 0	AWAY	0- 1	1- 0	4- 2				
0- 0	0- 0	0- 0	NEUTRAL	0- 0	0- 0	0- 0				
7- 4	0- 2	0- 0	NON-CONFERENCE	0- 0	1- 0	6- 2				
4- 1	0- 0	0- 0	HOME	0- 0	0- 0	4- 1				
3- 3	0- 2	0- 0	AWAY	0- 0	1- 0	2- 1				
0- 0	0- 0	0- 0	NEUTRAL	0- 0	0- 0	0- 0				
4- 2	0- 0	0- 0	CONFERENCE	0- 1	1- 0	3- 1				
2- 0	0- 0	0- 0	HOME	0- 0	1- 0	1- 0				
2- 2	0- 0	0- 0	AWAY	0- 1	0- 0	2- 1				
0- 0	0- 0	0- 0	NEUTRAL	0- 0	0- 0	0- 0				

RPI 1-25				RPI 26-50				RPI 51-100				RPI 101+ Team's RPI: 162			
RPI	S	Opponent	Score	RPI	S	Opponent	Score	RPI	S	Opponent	Score	RPI	S	Opponent	Score
2	A	Baylor	58 96					75	A	Belmont	50 77	142	A	Radford	79 72
24	A	Kentucky	57 87									144	H	UT Martin	85 75
												220	H	Southeast Mo. St.	82 54
												247	A	Gardner-Webb	84 69
												253	A	Saint Francis (PA)	83 89
												267	A	N. C. A&T	72 67
												274	H	St. Francis Brooklyn	94 101
												285	A	Murray St.	83 61
												301	A	Tennessee St.	85 62
												309	H	Valparaiso	68 62
												313	A	Austin Peay	80 81
												327	H	Lipscomb	79 44
												343	H	Chicago St.	104 68
												344	H	Evansville	85 63
LAST 12 Division I GAMES:															
285	A	Murray St.	83 61	144	H	UT Martin	85 75	220	H	Southeast Mo. St.	82 54	301	A	Tennessee St.	85 62
327	H	Lipscomb	79 44	253	A	Saint Francis (PA)	83 89	75	A	Belmont	50 77	313	A	Austin Peay	80 81
253	A	Saint Francis (PA)	83 89	142	A	Radford	79 72	24	A	Kentucky	57 87				
142	A	Radford	79 72	2	A	Baylor	58 96								
2	A	Baylor	58 96	344	H	Evansville	85 63								

Non-Div I Games: Alice Lloyd 121 56 Ky. Christian 119 28

Morehead St.

Average RPI Win: 321  
Average RPI Loss: 176

WON-LOST  
RECORD

WINNING  
PCT. RANK

LAST 10  
GAMES

STRENGTH OF  
SCHEDULE

OPP. STRENGTH  
OF SCHEDULE

TEAM  
RPI

ADJ.  
RPI

CONF.  
RPI

ADJ CONF.  
RPI

DIV. I ONLY	4- 14	301	4-6	255	319	318	318	32	32
DIV. I NON-CONF.	1- 11	335	0- 1	180	215	329	329	32	32
<hr/>									
TOTALS	RPI 1-25	RPI 26-50	W-L RECORDS	RPI 51-100	RPI 101-150	RPI 150+			
4- 14	0- 1	0- 0	OVERALL	0- 3	0- 3	4- 7			
3- 3	0- 0	0- 0	HOME	0- 0	0- 0	3- 3			
1- 8	0- 0	0- 0	AWAY	0- 3	0- 2	1- 3			
0- 3	0- 1	0- 0	NEUTRAL	0- 0	0- 1	0- 1			
1- 11	0- 1	0- 0	NON-CONFERENCE	0- 3	0- 3	1- 4			
1- 2	0- 0	0- 0	HOME	0- 0	0- 0	1- 2			
0- 6	0- 0	0- 0	AWAY	0- 3	0- 2	0- 1			
0- 3	0- 1	0- 0	NEUTRAL	0- 0	0- 1	0- 1			
3- 3	0- 0	0- 0	CONFERENCE	0- 0	0- 0	3- 3			
2- 1	0- 0	0- 0	HOME	0- 0	0- 0	2- 1			
1- 2	0- 0	0- 0	AWAY	0- 0	0- 0	1- 2			
0- 0	0- 0	0- 0	NEUTRAL	0- 0	0- 0	0- 0			

RPI 1-25				RPI 26-50				RPI 51-100				RPI 101+ Team's RPI: 318			
RPI	S	Opponent	Score	RPI	S	Opponent	Score	RPI	S	Opponent	Score	RPI	S	Opponent	Score
25	N	Maryland	44 68					61	A	Michigan	47 70	103	A	West Virginia	37 72
								84	A	SFA	42 69	110	A	Western Ky.	43 90
								94	A	Hartford	59 80	121	N	Georgia	33 60
												216	H	UMES	68 73
												224	A	Howard	56 79
												243	N	Niagara	57 67
												267	A	N. C. A&T	29 62
												290	H	UMass Lowell	61 49
												294	H	Central Conn. St.	36 60
												306	H	South Carolina St.	62 51
												311	A	FIU	50 59
												314	H	UMBC	68 73
												339	H	Savannah St.	63 47
												349	A	N. C. Central	65 62
<hr/>															
LAST 12 Division I GAMES:															
339	H	Savannah St.	63 47	243	N	Niagara	57 67								
216	H	UMES	68 73	349	A	N. C. Central	65 62								
290	H	UMass Lowell	61 49	267	A	N. C. A&T	29 62								
314	H	UMBC	68 73	224	A	Howard	56 79								
103	A	West Virginia	37 72	306	H	South Carolina St.	62 51								
61	A	Michigan	47 70	311	A	FIU	50 59								

Non-Div I Games: Washington Adventist 60 43 Lincoln (PA) 46 51

Morgan St.

Loss, Non-Conf, S Site, H Home A Away N Neutral

Average RPI Win:	250	WON-LOST	WINNING	LAST 10	STRENGTH OF	OPP. STRENGTH	TEAM	ADJ.	CONF.	ADJ CONF.
Average RPI Loss:	198	RECORD	PCT. RANK	GAMES	SCHEDULE	OF SCHEDULE	RPI	RPI	RPI	RPI
DIV. I ONLY	7- 9	207	4-6	289	321	233	233	31	31	
DIV. I NON-CONF.	5- 5	162	0- 0	155	304	153	153	31	31	
-----										
TOTALS	RPI 1-25	RPI 26-50	W-L RECORDS	RPI 51-100	RPI 101-150	RPI 150+				
7- 9	0- 0	0- 0	OVERALL	0- 2	2- 1	5- 6				
3- 2	0- 0	0- 0	HOME	0- 0	2- 0	1- 2				
4- 7	0- 0	0- 0	AWAY	0- 2	0- 1	4- 4				
0- 0	0- 0	0- 0	NEUTRAL	0- 0	0- 0	0- 0				
5- 5	0- 0	0- 0	NON-CONFERENCE	0- 2	2- 1	3- 2				
2- 1	0- 0	0- 0	HOME	0- 0	2- 0	0- 1				
3- 4	0- 0	0- 0	AWAY	0- 2	0- 1	3- 1				
0- 0	0- 0	0- 0	NEUTRAL	0- 0	0- 0	0- 0				
2- 4	0- 0	0- 0	CONFERENCE	0- 0	0- 0	2- 4				
1- 1	0- 0	0- 0	HOME	0- 0	0- 0	1- 1				
1- 3	0- 0	0- 0	AWAY	0- 0	0- 0	1- 3				
0- 0	0- 0	0- 0	NEUTRAL	0- 0	0- 0	0- 0				

RPI 1-25				RPI 26-50				RPI 51-100				RPI 101+				Team's RPI: 233
RPI	S	Opponent	Score	RPI	S	Opponent	Score	RPI	S	Opponent	Score	RPI	S	Opponent	Score	
								61	A	Michigan	40 88	102	H	Towson	87 78	
								71	A	Virginia Tech	51 83	142	H	Radford	89 77	
												149	A	Duquesne	64 73	
												203	A	Rider	67 85	
												216	H	UMES	73 86	
												237	A	Robert Morris	58 70	
												247	A	Gardner-Webb	69 62	
												253	A	Saint Francis (PA)	66 68	
												280	H	Bryant	68 73	
												294	H	Central Conn. St.	84 53	
												305	A	Loyola Maryland	77 67	
												314	A	UMBC	65 52	
												316	A	Wagner	76 92	
												347	A	Fairleigh Dickinson	63 47	
LAST 12 Division I GAMES:																
237	A	Robert Morris	58 70	347	A	Fairleigh Dickinson	63 47									
142	H	Radford	89 77	316	A	Wagner	76 92									
216	H	UMES	73 86	294	H	Central Conn. St.	84 53									
71	A	Virginia Tech	51 83	280	H	Bryant	68 73									
314	A	UMBC	65 52	253	A	Saint Francis (PA)	66 68									
247	A	Gardner-Webb	69 62	305	A	Loyola Maryland	77 67									

Non-Div I Games: Washington Col. 74 50

Mt. St. Mary's

Average RPI Win:	304	WON-LOST	WINNING	LAST 10	STRENGTH OF	OPP. STRENGTH	TEAM	ADJ.	CONF.	ADJ CONF.
Average RPI Loss:	148	RECORD	PCT. RANK	GAMES	SCHEDULE	OF SCHEDULE	RPI	RPI	RPI	RPI
DIV. I ONLY	4- 11	286	3-7	241	217	285	285	22	22	
DIV. I NON-CONF.	2- 7	288	0- 0	176	172	292	292	20	20	
-----										
TOTALS	RPI 1-25	RPI 26-50	W-L RECORDS	RPI 51-100	RPI 101-150	RPI 150+				
4- 11	0- 2	0- 1	OVERALL	0- 0	0- 1	4- 7				
3- 3	0- 0	0- 0	HOME	0- 0	0- 0	3- 3				
1- 8	0- 2	0- 1	AWAY	0- 0	0- 1	1- 4				
0- 0	0- 0	0- 0	NEUTRAL	0- 0	0- 0	0- 0				
2- 7	0- 2	0- 1	NON-CONFERENCE	0- 0	0- 0	2- 4				
2- 2	0- 0	0- 0	HOME	0- 0	0- 0	2- 2				
0- 5	0- 2	0- 1	AWAY	0- 0	0- 0	0- 2				
0- 0	0- 0	0- 0	NEUTRAL	0- 0	0- 0	0- 0				
2- 4	0- 0	0- 0	CONFERENCE	0- 0	0- 1	2- 3				
1- 1	0- 0	0- 0	HOME	0- 0	0- 0	1- 1				
1- 3	0- 0	0- 0	AWAY	0- 0	0- 1	1- 2				
0- 0	0- 0	0- 0	NEUTRAL	0- 0	0- 0	0- 0				

RPI 1-25				RPI 26-50				RPI 51-100				RPI 101+ Team's RPI: 285			
RPI	S	Opponent	Score	RPI	S	Opponent	Score	RPI	S	Opponent	Score	RPI	S	Opponent	Score
21	A	Butler	65 86	45	A	Tennessee	77 98					144	A	UT Martin	67 75
24	A	Kentucky	49 88									162	H	Morehead St.	61 83
												165	A	Arkansas St.	63 74
												167	A	Illinois	52 84
												168	H	Southern Ill.	59 65
												202	A	SIUE	54 71
												220	A	Southeast Mo. St.	64 59
												250	A	Eastern Ill.	67 75
												281	H	Alabama A&M	53 59
												326	H	Eastern Ky.	81 63
												327	H	Lipscomb	97 61
												344	H	Evansville	81 53
-----															
LAST 12 Division I GAMES:															
162	H	Morehead St.	61 83	202	A	SIUE	54 71								
45	A	Tennessee	77 98	250	A	Eastern Ill.	67 75								
24	A	Kentucky	49 88	220	A	Southeast Mo. St.	64 59								
168	H	Southern Ill.	59 65	144	A	UT Martin	67 75								
167	A	Illinois	52 84	326	H	Eastern Ky.	81 63								
281	H	Alabama A&M	53 59	165	A	Arkansas St.	63 74								

Non-Div I Games: Oakland City 113 55 Bethel (TN) 86 50

Murray St.

Average RPI Win: 301  
Average RPI Loss: 152

WON-LOST  
RECORD

WINNING  
PCT. RANK

LAST 10  
GAMES

STRENGTH OF  
SCHEDULE

OPP. STRENGTH  
OF SCHEDULE

TEAM  
RPI

ADJ.  
RPI

CONF.  
RPI

ADJ CONF.  
RPI

DIV. I ONLY	7- 9	207	6-4	333	218	267	267	32	32
DIV. I NON-CONF.	2- 9	297	0- 1	273	148	302	302	32	32
-----									
TOTALS	RPI 1-25	RPI 26-50	W-L RECORDS	RPI 51-100	RPI 101-150	RPI 150+			
7- 9	0- 0	0- 0	OVERALL	0- 2	0- 2	7- 5			
2- 3	0- 0	0- 0	HOME	0- 0	0- 1	2- 2			
5- 4	0- 0	0- 0	AWAY	0- 1	0- 0	5- 3			
0- 2	0- 0	0- 0	NEUTRAL	0- 1	0- 1	0- 0			
2- 9	0- 0	0- 0	NON-CONFERENCE	0- 2	0- 2	2- 5			
0- 3	0- 0	0- 0	HOME	0- 0	0- 1	0- 2			
2- 4	0- 0	0- 0	AWAY	0- 1	0- 0	2- 3			
0- 2	0- 0	0- 0	NEUTRAL	0- 1	0- 1	0- 0			
5- 0	0- 0	0- 0	CONFERENCE	0- 0	0- 0	5- 0			
2- 0	0- 0	0- 0	HOME	0- 0	0- 0	2- 0			
3- 0	0- 0	0- 0	AWAY	0- 0	0- 0	3- 0			
0- 0	0- 0	0- 0	NEUTRAL	0- 0	0- 0	0- 0			

RPI 1-25				RPI 26-50				RPI 51-100				RPI 101+				Team's RPI: 267	
RPI	S	Opponent	Score	RPI	S	Opponent	Score	RPI	S	Opponent	Score	RPI	S	Opponent	Score		
								68	N	Maine	52	58	113	N	Yale	49	59
								98	A	Virginia	57	67	126	H	VCU	48	54
													162	H	Morehead St.	67	72
													180	H	Akron	36	49
													189	A	Elon	64	73
													196	A	Navy	49	72
													216	A	UMES	51	49
													232	A	ETSU	56	61
													289	A	Fla. Atlantic	67	65
													304	H	Coppin St.	66	42
													306	A	South Carolina St.	58	44
													318	H	Morgan St.	62	29
													328	A	Western Caro.	69	51
													348	A	Delaware St.	67	47
LAST 12 Division I GAMES:																	
306	A	South Carolina St.	58	44	113	N	Yale	49	59								
289	A	Fla. Atlantic	67	65	304	H	Coppin St.	66	42								
126	H	VCU	48	54	318	H	Morgan St.	62	29								
189	A	Elon	64	73	216	A	UMES	51	49								
232	A	ETSU	56	61	348	A	Delaware St.	67	47								
328	A	Western Caro.	69	51	196	A	Navy	49	72								

Non-Div I Games: Winston-Salem 60 56 Johnson C. Smith 50 53

N. C. A&T

Loss, Non-Conf, S Site, H Home A Away N Neutral

Average RPI Win:	299	WON-LOST	WINNING	LAST 10	STRENGTH OF	OPP. STRENGTH	TEAM	ADJ.	CONF.	ADJ CONF.
Average RPI Loss:	226	RECORD	PCT. RANK	GAMES	SCHEDULE	OF SCHEDULE	RPI	RPI	RPI	RPI
DIV. I ONLY	3- 14	316	3-7	344	305	349	349	32	32	
DIV. I NON-CONF.	2- 10	311	0- 0	297	283	344	344	32	32	
-----										
TOTALS	RPI 1-25	RPI 26-50	W-L RECORDS	RPI 51-100	RPI 101-150	RPI 150+				
3- 14	0- 1	0- 0	OVERALL	0- 0	0- 2	3- 11				
3- 6	0- 0	0- 0	HOME	0- 0	0- 1	3- 5				
0- 7	0- 1	0- 0	AWAY	0- 0	0- 1	0- 5				
0- 1	0- 0	0- 0	NEUTRAL	0- 0	0- 0	0- 1				
2- 10	0- 1	0- 0	NON-CONFERENCE	0- 0	0- 2	2- 7				
2- 4	0- 0	0- 0	HOME	0- 0	0- 1	2- 3				
0- 5	0- 1	0- 0	AWAY	0- 0	0- 1	0- 3				
0- 1	0- 0	0- 0	NEUTRAL	0- 0	0- 0	0- 1				
1- 4	0- 0	0- 0	CONFERENCE	0- 0	0- 0	1- 4				
1- 2	0- 0	0- 0	HOME	0- 0	0- 0	1- 2				
0- 2	0- 0	0- 0	AWAY	0- 0	0- 0	0- 2				
0- 0	0- 0	0- 0	NEUTRAL	0- 0	0- 0	0- 0				

RPI 1-25				RPI 26-50				RPI 51-100				RPI 101+ Team's RPI: 349			
RPI	S	Opponent	Score	RPI	S	Opponent	Score	RPI	S	Opponent	Score	RPI	S	Opponent	Score
12	A	Iowa	39 106									117	H	UNCW	82 89
												139	A	High Point	69 80
												177	A	Georgia St.	54 65
												189	H	Elon	54 83
												207	H	Coastal Caro.	66 89
												216	A	UMES	49 59
												257	A	Memphis	56 77
												272	H	Wofford	66 59
												276	A	Wintthrop	41 66
												277	H	Bethune-Cookman	50 67
												291	N	Kennesaw St.	54 78
												304	H	Coppin St.	62 57
												318	H	Morgan St.	62 65
												321	H	UNC Greensboro	66 57
												340	H	USC Upstate	63 82
												348	A	Delaware St.	61 71
-----															
LAST 12 Division I GAMES:															
257	A	Memphis	56 77	318	H	Morgan St.	62 65								
291	N	Kennesaw St.	54 78	304	H	Coppin St.	62 57								
177	A	Georgia St.	54 65	348	A	Delaware St.	61 71								
272	H	Wofford	66 59	216	A	UMES	49 59								
321	H	UNC Greensboro	66 57	277	H	Bethune-Cookman	50 67								
207	H	Coastal Caro.	66 89	340	H	USC Upstate	63 82								

Non-Div I Games: Wilberforce 55 49

N. C. Central

Average RPI Loss: 0

DIV. I ONLY	18- 0	1	10-0	47	11	7	7	1	1
DIV. I NON-CONF.	13- 0	1	0- 0	49	22	8	8	1	1
TOTALS	RPI 1-25	RPI 26-50	W-L RECORDS	RPI 51-100	RPI 101-150	RPI 150+			
18- 0	0- 0	1- 0	OVERALL	11- 0	3- 0	3- 0			
12- 0	0- 0	0- 0	HOME	8- 0	2- 0	2- 0			
4- 0	0- 0	0- 0	AWAY	3- 0	1- 0	0- 0			
2- 0	0- 0	1- 0	NEUTRAL	0- 0	0- 0	1- 0			
13- 0	0- 0	1- 0	NON-CONFERENCE	6- 0	3- 0	3- 0			
9- 0	0- 0	0- 0	HOME	5- 0	2- 0	2- 0			
2- 0	0- 0	0- 0	AWAY	1- 0	1- 0	0- 0			
2- 0	0- 0	1- 0	NEUTRAL	0- 0	0- 0	1- 0			
5- 0	0- 0	0- 0	CONFERENCE	5- 0	0- 0	0- 0			
3- 0	0- 0	0- 0	HOME	3- 0	0- 0	0- 0			
2- 0	0- 0	0- 0	AWAY	2- 0	0- 0	0- 0			
0- 0	0- 0	0- 0	NEUTRAL	0- 0	0- 0	0- 0			

RPI 1-25				Team's RPI: 7			
RPI	S	Opponent	Score				
28	N	Michigan St.	78 74				

RPI 26-50			
RPI	S	Opponent	Score
51	H	Duke	63 51
55	H	Old Domi ni on	85 56
61	H	Mi chi gan	66 55
68	H	Mai ne	84 46
71	H	Vi rgi ni a Tech	70 61
75	H	Bel mont	77 62
76	H	Kent St.	78 61
77	A	Boston Col lege	85 69
83	A	Georgetown	76 65
90	H	Pi ttsburgh	63 34
98	A	Vi rgi ni a	66 38

RPI 51-100			
RPI	S	Opponent	Score
128	A	Chattanooga	78 58
142	H	Radford	75 58
147	H	Davi dson	75 45
171	H	Vanderbi l t	74 54
192	H	Hampton	83 51
198	N	George Washi ngton	69 61

RPI 101+			
RPI	S	Opponent	Score

LAST 12 Di vi si on I GAMES:			
147	H	Davi dson	75 45
128	A	Chattanooga	78 58
68	H	Mai ne	84 46
83	A	Georgetown	76 65
192	H	Hampton	83 51
55	H	Ol d Domi ni on	85 56
71	H	Vi rgi ni a Tech	70 61
98	A	Vi rgi ni a	66 38
90	H	Pi ttsburgh	63 34
77	A	Boston Col lege	85 69
51	H	Duke	63 51
61	H	Mi chi gan	66 55

NC State



Average RPI Win:	306	WON-LOST	WINNING	LAST 10	STRENGTH OF	OPP. STRENGTH	TEAM	ADJ.	CONF.	ADJ CONF.
Average RPI Loss:	194	RECORD	PCT. RANK	GAMES	SCHEDULE	OF SCHEDULE	RPI	RPI	RPI	RPI
DIV. I ONLY	5- 13	281	4-6	295	328	317	317	25	25	
DIV. I NON-CONF.	3- 10	278	0- 0	294	332	319	319	27	27	
-----										
TOTALS	RPI 1-25	RPI 26-50	W-L RECORDS	RPI 51-100	RPI 101-150	RPI 150+				
5- 13	0- 0	0- 0	OVERALL	0- 3	0- 1	5- 9				
3- 5	0- 0	0- 0	HOME	0- 2	0- 0	3- 3				
2- 8	0- 0	0- 0	AWAY	0- 1	0- 1	2- 6				
0- 0	0- 0	0- 0	NEUTRAL	0- 0	0- 0	0- 0				
3- 10	0- 0	0- 0	NON-CONFERENCE	0- 3	0- 1	3- 6				
1- 4	0- 0	0- 0	HOME	0- 2	0- 0	1- 2				
2- 6	0- 0	0- 0	AWAY	0- 1	0- 1	2- 4				
0- 0	0- 0	0- 0	NEUTRAL	0- 0	0- 0	0- 0				
2- 3	0- 0	0- 0	CONFERENCE	0- 0	0- 0	2- 3				
2- 1	0- 0	0- 0	HOME	0- 0	0- 0	2- 1				
0- 2	0- 0	0- 0	AWAY	0- 0	0- 0	0- 2				
0- 0	0- 0	0- 0	NEUTRAL	0- 0	0- 0	0- 0				

RPI 1-25				RPI 26-50				RPI 51-100				RPI 101+				Team's RPI: 317	
RPI	S	Opponent	Score	RPI	S	Opponent	Score	RPI	S	Opponent	Score	RPI	S	Opponent	Score		
								76	H	Kent St.	40	57	103	A	West Virginia	50	95
								82	A	Penn	42	85	160	A	North Ala.	60	72
								94	H	Hartford	53	84	197	H	Jacksonville	56	61
													203	A	Rider	46	67
													220	H	Southeast Mo. St.	58	68
													224	A	Howard	57	77
													234	A	Colgate	71	53
													244	A	Stetson	48	74
													275	H	Vermont	63	71
													291	H	Kennesaw St.	66	60
													303	A	Saint Peter's	57	70
													327	H	Lipscomb	80	67
													328	H	Western Caro.	79	71
													347	A	Fairleigh Dickinson	43	64
													351	A	LIU Brooklyn	72	51
LAST 12 Division I GAMES:																	
				94	H	Hartford	53	84					244	A	Stetson	48	74
				76	H	Kent St.	40	57					197	H	Jacksonville	56	61
				234	A	Colgate	71	53					327	H	Lipscomb	80	67
				351	A	LIU Brooklyn	72	51					160	A	North Ala.	60	72
				275	H	Vermont	63	71					291	H	Kennesaw St.	66	60
				203	A	Rider	46	67					220	H	Southeast Mo. St.	58	68

Non-Div I Games:

NJIT

Average RPI Win:	248	WON-LOST	WINNING	LAST 10	STRENGTH OF	OPP. STRENGTH	TEAM	ADJ.	CONF.	ADJ CONF.
Average RPI Loss:	174	RECORD	PCT. RANK	GAMES	SCHEDULE	OF SCHEDULE	RPI	RPI	RPI	RPI
DIV. I ONLY	7- 8	196	5-5	192	312	196	196	19	19	
DIV. I NON-CONF.	4- 5	190	0- 0	157	327	200	200	24	24	
<hr/>										
TOTALS	RPI 1-25	RPI 26-50	W-L RECORDS	RPI 51-100	RPI 101-150	RPI 150+				
7- 8	0- 0	0- 0	OVERALL	0- 1	0- 4	7- 3				
3- 4	0- 0	0- 0	HOME	0- 1	0- 3	3- 0				
4- 4	0- 0	0- 0	AWAY	0- 0	0- 1	4- 3				
0- 0	0- 0	0- 0	NEUTRAL	0- 0	0- 0	0- 0				
4- 5	0- 0	0- 0	NON-CONFERENCE	0- 1	0- 2	4- 2				
2- 2	0- 0	0- 0	HOME	0- 1	0- 1	2- 0				
2- 3	0- 0	0- 0	AWAY	0- 0	0- 1	2- 2				
0- 0	0- 0	0- 0	NEUTRAL	0- 0	0- 0	0- 0				
3- 3	0- 0	0- 0	CONFERENCE	0- 0	0- 2	3- 1				
1- 2	0- 0	0- 0	HOME	0- 0	0- 2	1- 0				
2- 1	0- 0	0- 0	AWAY	0- 0	0- 0	2- 1				
0- 0	0- 0	0- 0	NEUTRAL	0- 0	0- 0	0- 0				

RPI 1-25				RPI 26-50				RPI 51-100				RPI 101+				Team's RPI: 196	
RPI	S	Opponent	Score	RPI	S	Opponent	Score	RPI	S	Opponent	Score	RPI	S	Opponent	Score		
								82	H	Penn	61	65	125	H	Ameri can	45	58
													127	A	Col orado	43	59
													134	H	Mari st	48	72
													138	H	Lehi gh	38	56
													203	A	Ri der	66	60
													219	A	Air Force	54	47
													228	H	Holy Cross	54	47
													234	A	Col gate	62	49
													249	A	Monmouth	67	68
													254	A	NorFol k St.	58	65
													267	H	N. C. A&T	72	49
													278	H	Saint Joseph' s	49	48
													286	A	Army West Point	52	55
													305	A	Loyol a Maryl and	58	46
LAST 12 Division I GAMES:																	
				305	A	Loyol a Maryl and	58	46	286	A	Army West Point	52	55				
				278	H	Saint Joseph' s	49	48	228	H	Holy Cross	54	47				
				249	A	Monmouth	67	68	234	A	Col gate	62	49				
				127	A	Col orado	43	59	125	H	Ameri can	45	58				
				219	A	Air Force	54	47	138	H	Lehi gh	38	56				
				203	A	Ri der	66	60	267	H	N. C. A&T	72	49				

Non-Div I Games: Catholic 81 36

Navy

Average RPI	Win:	162	WON-LOST	WINNING	LAST 10	STRENGTH OF	OPP. STRENGTH	TEAM	ADJ.	CONF.	ADJ CONF.
Average RPI	Loss:	35	RECORD	PCT. RANK	GAMES	SCHEDULE	OF SCHEDULE	RPI	RPI	RPI	RPI
DIV. I ONLY		9- 9		165	6-4	24	29	72	72	4	4
DIV. I NON-CONF.		5- 6		177	0- 0	66	40	113	113	5	5
-----											
TOTALS	RPI 1-25		RPI 26-50		W-L RECORDS		RPI 51-100		RPI 101-150		RPI 150+
9- 9	0- 5		0- 2		OVERALL		3- 2		3- 0		3- 0
6- 3	0- 3		0- 0		HOME		2- 0		2- 0		2- 0
2- 6	0- 2		0- 2		AWAY		1- 2		0- 0		1- 0
1- 0	0- 0		0- 0		NEUTRAL		0- 0		1- 0		0- 0
5- 6	0- 2		0- 2		NON-CONFERENCE		1- 2		2- 0		2- 0
4- 1	0- 1		0- 0		HOME		1- 0		1- 0		2- 0
0- 5	0- 1		0- 2		AWAY		0- 2		0- 0		0- 0
1- 0	0- 0		0- 0		NEUTRAL		0- 0		1- 0		0- 0
4- 3	0- 3		0- 0		CONFERENCE		2- 0		1- 0		1- 0
2- 2	0- 2		0- 0		HOME		1- 0		1- 0		0- 0
2- 1	0- 1		0- 0		AWAY		1- 0		0- 0		1- 0
0- 0	0- 0		0- 0		NEUTRAL		0- 0		0- 0		0- 0

RPI	S	Opponent	Score	RPI	S	Opponent	Score	RPI	S	Opponent	Score	RPI	S	Opponent	Score
5	A	Louisville	68 85	35	A	Miami (FL)	68 82	61	H	Michigan	70 56	107	H	Minnesota	63 57
11	H	Drake	77 83	50	A	Arkansas	80 84	67	A	Creighton	65 74	142	N	Radford	77 39
12	A	Iowa	71 77					73	H	Kansas	58 52	150	H	Denver	96 71
16	H	Rutgers	56 62					91	A	Washington St.	84 87	167	A	Illinois	77 67
25	H	Maryland	63 81					99	A	Ohio St.	78 69	320	H	San Jose St.	96 63
												340	H	USC Upstate	87 64
-----															
Team's RPI: 72															
LAST 12 Division I GAMES:															
99	A	Ohio St.	78 69	107	H	Minnesota	63 57	167	A	Illinois	77 67	16	H	Rutgers	56 62
61	H	Michigan	70 56	167	A	Illinois	77 67	25	H	Maryland	63 81	12	A	Iowa	71 77
50	A	Arkansas	80 84	16	H	Rutgers	56 62	67	A	Creighton	65 74				
150	H	Denver	96 71												
320	H	San Jose St.	96 63												
73	H	Kansas	58 52												

Non-Div I Games:

Nebraska

Average RPI Win:	296	WON-LOST	WINNING	LAST 10	STRENGTH OF	OPP. STRENGTH	TEAM	ADJ.	CONF.	ADJ CONF.
Average RPI Loss:	113	RECORD	PCT. RANK	GAMES	SCHEDULE	OF SCHEDULE	RPI	RPI	RPI	RPI
DIV. I ONLY	4- 12	291	4-6	149	159	262	262	13	13	
DIV. I NON-CONF.	3- 7	256	0- 1	168	136	265	265	11	11	
-----										
TOTALS	RPI 1-25	RPI 26-50	W-L RECORDS	RPI 51-100	RPI 101-150	RPI 150+				
4- 12	0- 0	0- 3	OVERALL	0- 2	0- 3	4- 4				
2- 7	0- 0	0- 3	HOME	0- 1	0- 2	2- 1				
2- 3	0- 0	0- 0	AWAY	0- 0	0- 0	2- 3				
0- 2	0- 0	0- 0	NEUTRAL	0- 1	0- 1	0- 0				
3- 7	0- 0	0- 2	NON-CONFERENCE	0- 1	0- 2	3- 2				
2- 4	0- 0	0- 2	HOME	0- 0	0- 1	2- 1				
1- 1	0- 0	0- 0	AWAY	0- 0	0- 0	1- 1				
0- 2	0- 0	0- 0	NEUTRAL	0- 1	0- 1	0- 0				
1- 5	0- 0	0- 1	CONFERENCE	0- 1	0- 1	1- 2				
0- 3	0- 0	0- 1	HOME	0- 1	0- 1	0- 0				
1- 2	0- 0	0- 0	AWAY	0- 0	0- 0	1- 2				
0- 0	0- 0	0- 0	NEUTRAL	0- 0	0- 0	0- 0				

RPI 1-25				RPI 26-50				RPI 51-100				RPI 101+				Team's RPI: 262	
RPI	S	Opponent	Score	RPI	S	Opponent	Score	RPI	S	Opponent	Score	RPI	S	Opponent	Score		
				40	H	Utah	52 74	62	H	Boise St.	74 75	104	N	UC Davis	68 84		
				41	H	New Mexico	64 66	93	N	Northern Ill.	69 98	127	H	Colorado	52 65		
				49	H	Southern California	51 72					131	H	Fresno St.	63 79		
												153	A	Utah St.	76 79		
												157	H	Texas Tech	67 86		
												174	A	Santa Clara	48 56		
												219	A	Air Force	74 79		
												260	A	Long Beach St.	76 67		
												268	H	Hawaii	79 78		
												320	A	San Jose St.	52 49		
												336	H	Seattle U	67 54		
LAST 12 Division I GAMES:																	
				41	H	New Mexico	64 66	93	N	Northern Ill.	69 98						
				153	A	Utah St.	76 79	219	A	Air Force	74 79						
				268	H	Hawaii	79 78	62	H	Boise St.	74 75						
				336	H	Seattle U	67 54	131	H	Fresno St.	63 79						
				157	H	Texas Tech	67 86	320	A	San Jose St.	52 49						
				104	N	UC Davis	68 84	49	H	Southern California	51 72						

Non-Div I Games: Stanislaus St. 75 52

Nevada

Average RPI Win:

266

WON-LOST

WINNING

LAST 10

STRENGTH OF

OPP. STRENGTH

TEAM

ADJ.

CONF.

ADJ CONF.

Average RPI Loss:

180

RECORD

PCT. RANK

GAMES

SCHEDULE

OF SCHEDULE

RPI

RPI

RPI

RPI

DIV. I ONLY

3- 14

316

3-7

210

267

308

308

23

23

DIV. I NON-CONF.

2- 10

311

0- 0

201

292

318

318

23

23

TOTALS

RPI 1-25

RPI 26-50

W-L RECORDS

RPI 51-100

RPI 101-150

RPI 150+

3- 14

0- 0

0- 0

OVERALL

0- 3

0- 3

3- 8

2- 5

0- 0

0- 0

HOME

0- 1

0- 1

2- 3

1- 9

0- 0

0- 0

AWAY

0- 2

0- 2

1- 5

0- 0

0- 0

0- 0

NEUTRAL

0- 0

0- 0

0- 0

2- 10

0- 0

0- 0

NON-CONFERENCE

0- 2

0- 2

2- 6

2- 3

0- 0

0- 0

HOME

0- 1

0- 0

2- 2

0- 7

0- 0

0- 0

AWAY

0- 1

0- 2

0- 4

0- 0

0- 0

0- 0

NEUTRAL

0- 0

0- 0

0- 0

1- 4

0- 0

0- 0

CONFERENCE

0- 1

0- 1

1- 2

0- 2

0- 0

0- 0

HOME

0- 0

0- 1

0- 1

1- 2

0- 0

0- 0

AWAY

0- 1

0- 0

1- 1

0- 0

0- 0

0- 0

NEUTRAL

0- 0

0- 0

0- 0

RPI 1-25

RPI 26-50

RPI 51-100

RPI 101+




Team's RPI: 308




RPI S Opponent Score




RPI S Opponent Score




RPI S Opponent Score




RPI S Opponent Score




54   Northeastern 54  69




68   Maine 46  67




88   Princeton 42  90




107   Minnesota 47  70




123   South Fla. 36  79



145   Stony Brook 63  82




163   Boston U. 39  60




204   Brown 70  76



209   Sacred Heart 60  71



227   Dartmouth 42  62




228   Holy Cross 74 62




256   Binghamton 62  71

275   Vermont 60  69




280   Bryant 79 74




290   UMass Lowell 56 53




294   Central Conn. St. 47  56



310   North Dakota St. 51  56




LAST 12 Division I GAMES:




88   Princeton 42  90




227   Dartmouth 42  62




294   Central Conn. St. 47  56



228   Holy Cross 74 62




123   South Fla. 36  79




163   Boston U. 39  60



275   Vermont 60  69

145   Stony Brook 63  82

290   UMass Lowell 56 53

256   Binghamton 62  71

68   Maine 46  67

280   Bryant 79 74

Non-Div I Games:

U New England

68 44

New Hampshire

Average RPI Win:	176	WON-LOST	WINNING	LAST 10	STRENGTH OF	OPP. STRENGTH	TEAM	ADJ.	CONF.	ADJ CONF.
Average RPI Loss:	139	RECORD	PCT. RANK	GAMES	SCHEDULE	OF SCHEDULE	RPI	RPI	RPI	RPI
DIV. I ONLY	15- 2	17	9-1	177	96	41	41	13	13	
DIV. I NON-CONF.	10- 1	19	1- 0	97	133	25	25	11	11	
-----										
TOTALS	RPI 1-25	RPI 26-50	W-L RECORDS	RPI 51-100	RPI 101-150	RPI 150+				
15- 2	0- 0	0- 1	OVERALL	3- 0	3- 0	9- 1				
10- 1	0- 0	0- 1	HOME	2- 0	2- 0	6- 0				
5- 1	0- 0	0- 0	AWAY	1- 0	1- 0	3- 1				
0- 0	0- 0	0- 0	NEUTRAL	0- 0	0- 0	0- 0				
10- 1	0- 0	0- 1	NON-CONFERENCE	2- 0	3- 0	5- 0				
7- 1	0- 0	0- 1	HOME	2- 0	2- 0	3- 0				
3- 0	0- 0	0- 0	AWAY	0- 0	1- 0	2- 0				
0- 0	0- 0	0- 0	NEUTRAL	0- 0	0- 0	0- 0				
5- 1	0- 0	0- 0	CONFERENCE	1- 0	0- 0	4- 1				
3- 0	0- 0	0- 0	HOME	0- 0	0- 0	3- 0				
2- 1	0- 0	0- 0	AWAY	1- 0	0- 0	1- 1				
0- 0	0- 0	0- 0	NEUTRAL	0- 0	0- 0	0- 0				

RPI 1-25				Team's RPI: 41				RPI 51-100				RPI 101+			
RPI	S	Opponent	Score	RPI	S	Opponent	Score	RPI	S	Opponent	Score	RPI	S	Opponent	Score
				48	H	Auburn	76 79	78	A	Wyomi ng	78 75	116	A	Houston	89 84
								84	H	SFA	74 33	136	H	Texas St.	82 51
								94	H	Hartford	72 65	137	H	Oklahoma	84 80
												178	A	New Mexico St.	75 50
												178	H	New Mexico St.	83 58
												188	H	Colorado St.	70 58
												206	H	San Diego St.	70 62
												219	H	Air Force	78 57
												229	A	UNLV	57 66
												238	H	Sacramento St.	85 53
												255	A	Northern Ari z.	84 55
												262	A	Nevada	66 64
												265	H	UTEP	69 51
LAST 12 Division I GAMES:															
				188	H	Colorado St.	70 58	84	H	SFA	74 33				
				229	A	UNLV	57 66	94	H	Hartford	72 65				
				262	A	Nevada	66 64	48	H	Auburn	76 79				
				219	H	Air Force	78 57	78	A	Wyomi ng	78 75				
				238	H	Sacramento St.	85 53	206	H	San Diego St.	70 62				
				178	A	New Mexico St.	75 50	255	A	Northern Ari z.	84 55				

Non-Div I Games:

New Mexico

Average RPI Win:	274	WON-LOST	WINNING	LAST 10	STRENGTH OF	OPP. STRENGTH	TEAM	ADJ.	CONF.	ADJ CONF.
Average RPI Loss:	152	RECORD	PCT. RANK	GAMES	SCHEDULE	OF SCHEDULE	RPI	RPI	RPI	RPI

DIV. I ONLY	10- 6	105	7-3	259	341	178	178	29	29
DIV. I NON-CONF.	6- 5	143	1- 0	140	340	150	150	30	30
<hr/>									
TOTALS	RPI 1-25	RPI 26-50	W-L RECORDS	RPI 51-100	RPI 101-150	RPI 150+			
10- 6	0- 0	0- 2	OVERALL	0- 0	1- 1	9- 3			
4- 2	0- 0	0- 1	HOME	0- 0	1- 0	3- 1			
5- 3	0- 0	0- 1	AWAY	0- 0	0- 0	5- 2			
1- 1	0- 0	0- 0	NEUTRAL	0- 0	0- 1	1- 0			
6- 5	0- 0	0- 2	NON-CONFERENCE	0- 0	1- 1	5- 2			
1- 2	0- 0	0- 1	HOME	0- 0	1- 0	0- 1			
4- 2	0- 0	0- 1	AWAY	0- 0	0- 0	4- 1			
1- 1	0- 0	0- 0	NEUTRAL	0- 0	0- 1	1- 0			
4- 1	0- 0	0- 0	CONFERENCE	0- 0	0- 0	4- 1			
3- 0	0- 0	0- 0	HOME	0- 0	0- 0	3- 0			
1- 1	0- 0	0- 0	AWAY	0- 0	0- 0	1- 1			
0- 0	0- 0	0- 0	NEUTRAL	0- 0	0- 0	0- 0			

RPI 1-25				RPI 26-50				RPI 51-100				RPI 101+ Team's RPI: 178			
RPI	S	Opponent	Score	RPI	S	Opponent	Score	RPI	S	Opponent	Score	RPI	S	Opponent	Score
				41	A	New Mexico	58 83					139	N	South Alabama	67 68
				41	H	New Mexico	50 75					150	H	Denver	66 64
												166	H	Abilene Christian	46 58
												186	A	UC Riverside	64 65
												218	H	Utah Valley	58 52
												265	A	UTEP	69 65
												270	A	CSU Bakersfield	61 59
												271	A	A&M-Corpus Christi	67 65
												287	H	California Baptist	76 69
												292	A	Western Mich.	66 54
												297	A	UC Santa Barbara	81 73
												336	H	Seattle U	75 55
												337	A	Grand Canyon	51 54
												350	N	Alcorn	82 64
<hr/>															
LAST 12 Division I GAMES:															
				287	H	California Baptist	76 69	350	N	Alcorn	82 64				
				297	A	UC Santa Barbara	81 73	218	H	Utah Valley	58 52				
				186	A	UC Riverside	64 65	336	H	Seattle U	75 55				
				139	N	South Alabama	67 68	270	A	CSU Bakersfield	61 59				
				271	A	A&M-Corpus Christi	67 65	337	A	Grand Canyon	51 54				
				41	H	New Mexico	50 75	150	H	Denver	66 64				

Non-Div I Games: Tex. Permian Basin 70 38 Northern N.M. 101 51

New Mexico St.

Loss, Non-Conf, S Site, H Home A Away N Neutral

Average RPI Win:	288	WON-LOST	WINNING	LAST 10	STRENGTH OF	OPP. STRENGTH	TEAM	ADJ.	CONF.	ADJ CONF.
Average RPI Loss:	163	RECORD	PCT. RANK	GAMES	SCHEDULE	OF SCHEDULE	RPI	RPI	RPI	RPI
DIV. I ONLY	2- 10	319	3-7	163	281	288	288	26	26	
DIV. I NON-CONF.	1- 5	311	0- 0	96	261	224	224	22	22	
<hr/>										
TOTALS	RPI 1-25	RPI 26-50	W-L RECORDS	RPI 51-100	RPI 101-150	RPI 150+				
2- 10	0- 0	0- 1	OVERALL	0- 3	0- 1	2- 5				
1- 3	0- 0	0- 0	HOME	0- 1	0- 0	1- 2				
1- 7	0- 0	0- 1	AWAY	0- 2	0- 1	1- 3				
0- 0	0- 0	0- 0	NEUTRAL	0- 0	0- 0	0- 0				
1- 5	0- 0	0- 1	NON-CONFERENCE	0- 1	0- 1	1- 2				
0- 1	0- 0	0- 0	HOME	0- 0	0- 0	0- 1				
1- 4	0- 0	0- 1	AWAY	0- 1	0- 1	1- 1				
0- 0	0- 0	0- 0	NEUTRAL	0- 0	0- 0	0- 0				
1- 5	0- 0	0- 0	CONFERENCE	0- 2	0- 0	1- 3				
1- 2	0- 0	0- 0	HOME	0- 1	0- 0	1- 1				
0- 3	0- 0	0- 0	AWAY	0- 1	0- 0	0- 2				
0- 0	0- 0	0- 0	NEUTRAL	0- 0	0- 0	0- 0				

RPI	S	Opponent	Score	RPI	S	Opponent	Score	RPI	S	Opponent	Score	RPI	S	Opponent	Score	Team's RPI: 288
35	A	Miami (FL)	38 78	60	H	Lamar University	57 79	101	A	Rice	56 67	166	H	Abilene Christian	52 59	
				84	A	SFA	38 97	175	A	Xavier	45 61	257	A	Memphis	66 59	
				90	A	Pittsburgh	38 90	271	A	A&M-Corpus Christi	51 57	319	H	McNeese	88 76	
								322	H	La. -Monroe	44 57	323	A	Houston Baptist	74 83	
<hr/>																
LAST 12 Division I GAMES:																
166	H	Abilene Christian	52 59	271	A	A&M-Corpus Christi	51 57									
175	A	Xavier	45 61	84	A	SFA	38 97									
35	A	Miami (FL)	38 78	319	H	McNeese	88 76									
257	A	Memphis	66 59	60	H	Lamar University	57 79									
101	A	Rice	56 67	323	A	Houston Baptist	74 83									
322	H	La. -Monroe	44 57	90	A	Pittsburgh	38 90									

Non-Div I Games: Dillard 68 59 Centenary (LA) 104 42 Trinity Baptist 93 38

New Orleans



Average RPI Win:	300	WON-LOST	WINNING	LAST 10	STRENGTH OF	OPP. STRENGTH	TEAM	ADJ.	CONF.	ADJ CONF.
Average RPI Loss:	122	RECORD	PCT. RANK	GAMES	SCHEDULE	OF SCHEDULE	RPI	RPI	RPI	RPI
DIV. I ONLY	8- 10	203	6-4	265	161	243	243	27	27	
DIV. I NON-CONF.	4- 8	241	1- 0	222	95	262	262	28	28	
-----										
TOTALS	RPI 1-25	RPI 26-50	W-L RECORDS	RPI 51-100	RPI 101-150	RPI 150+				
8- 10	0- 2	0- 1	OVERALL	0- 1	0- 3	8- 3				
5- 4	0- 0	0- 0	HOME	0- 1	0- 1	5- 2				
2- 5	0- 2	0- 1	AWAY	0- 0	0- 1	2- 1				
1- 1	0- 0	0- 0	NEUTRAL	0- 0	0- 1	1- 0				
4- 8	0- 2	0- 1	NON-CONFERENCE	0- 0	0- 2	4- 3				
3- 2	0- 0	0- 0	HOME	0- 0	0- 0	3- 2				
0- 5	0- 2	0- 1	AWAY	0- 0	0- 1	0- 1				
1- 1	0- 0	0- 0	NEUTRAL	0- 0	0- 1	1- 0				
4- 2	0- 0	0- 0	CONFERENCE	0- 1	0- 1	4- 0				
2- 2	0- 0	0- 0	HOME	0- 1	0- 1	2- 0				
2- 0	0- 0	0- 0	AWAY	0- 0	0- 0	2- 0				
0- 0	0- 0	0- 0	NEUTRAL	0- 0	0- 0	0- 0				

RPI 1-25				RPI 26-50				RPI 51-100				RPI 101+ Team's RPI: 243			
RPI	S	Opponent	Score	RPI	S	Opponent	Score	RPI	S	Opponent	Score	RPI	S	Opponent	Score
6	A	Syracuse	45 94	36	A	Buffalo	61 88	69	H	Quinnipiac	55 96	103	A	West Virginia	32 84
14	A	Iowa St.	35 95									113	N	Yale	64 67
												134	H	Marist	58 87
												224	H	Howard	61 68
												234	H	Colgate	74 69
												239	H	St. Bonaventure	48 76
												256	H	Binghamton	79 72
												278	A	Saint Joseph's	54 68
												303	A	Saint Peter's	75 66
												304	H	Coppin St.	71 69
												312	H	Fairfield	71 68
												318	N	Morgan St.	67 57
												329	A	Iona	58 46
												341	H	Manhattan	61 51
-----															
LAST 12 Division I GAMES:															
303	A	Saint Peter's	75 66	318	N	Morgan St.	67 57								
341	H	Manhattan	61 51	113	N	Yale	64 67								
134	H	Marist	58 87	312	H	Fairfield	71 68								
234	H	Colgate	74 69	69	H	Quinnipiac	55 96								
103	A	West Virginia	32 84	329	A	Iona	58 46								
6	A	Syracuse	45 94	304	H	Coppin St.	71 69								

Non-Div I Games:

Niagara

Average RPI Win:	303	WON-LOST	WINNING	LAST 10	STRENGTH OF	OPP. STRENGTH	TEAM	ADJ.	CONF.	ADJ CONF.
Average RPI Loss:	114	RECORD	PCT. RANK	GAMES	SCHEDULE	OF SCHEDULE	RPI	RPI	RPI	RPI
DIV. I ONLY	8- 8	165	6-4	311	179	212	212	26	26	
DIV. I NON-CONF.	4- 6	212	0- 1	178	99	166	166	22	22	
-----										
TOTALS	RPI 1-25	RPI 26-50	W-L RECORDS	RPI 51-100	RPI 101-150	RPI 150+				
8- 8	0- 1	0- 2	OVERALL	0- 2	0- 1	8- 2				
4- 1	0- 0	0- 0	HOME	0- 0	0- 0	4- 1				
3- 6	0- 1	0- 2	AWAY	0- 2	0- 1	3- 0				
1- 1	0- 0	0- 0	NEUTRAL	0- 0	0- 0	1- 1				
4- 6	0- 1	0- 2	NON-CONFERENCE	0- 1	0- 1	4- 1				
1- 0	0- 0	0- 0	HOME	0- 0	0- 0	1- 0				
2- 5	0- 1	0- 2	AWAY	0- 1	0- 1	2- 0				
1- 1	0- 0	0- 0	NEUTRAL	0- 0	0- 0	1- 1				
4- 2	0- 0	0- 0	CONFERENCE	0- 1	0- 0	4- 1				
3- 1	0- 0	0- 0	HOME	0- 0	0- 0	3- 1				
1- 1	0- 0	0- 0	AWAY	0- 1	0- 0	1- 0				
0- 0	0- 0	0- 0	NEUTRAL	0- 0	0- 0	0- 0				

RPI 1-25				RPI 26-50				RPI 51-100				RPI 101+ Team's RPI: 212			
RPI	S	Opponent	Score	RPI	S	Opponent	Score	RPI	S	Opponent	Score	RPI	S	Opponent	Score
2	A	Bayl or	39 100	47	A	LSU	44 76	84	A	SFA	62 70	136	A	Texas St.	67 72
				48	A	Auburn	59 80	85	A	Tul ane	46 71	191	N	Del aware	56 71
												245	N	Texas Southern	58 57
												265	A	UTEP	58 56
												299	H	Mi ssi ssi ppi Val .	72 47
												315	H	Incarnate Word	86 62
												319	H	McNeese	68 69
												322	A	La. -Monroe	55 54
												323	H	Houston Baptist	77 54
												324	H	Northwestern St.	97 86
												331	A	Central Ark.	64 60
LAST 12 Division I GAMES:															
				84	A	SFA	62 70	191	N	Del aware	56 71				
				315	H	Incarnate Word	86 62	136	A	Texas St.	67 72				
				324	H	Northwestern St.	97 86	331	A	Central Ark.	64 60				
				47	A	LSU	44 76	319	H	McNeese	68 69				
				322	A	La. -Monroe	55 54	323	H	Houston Baptist	77 54				
				85	A	Tul ane	46 71	299	H	Mi ssi ssi ppi Val .	72 47				

Non-Div I Games: Southern-N.O. 86 49 William Carey 86 45

Nicholls St.

Loss, Non-Conf, S Site, H Home A Away N Neutral

Average RPI Win:	303	WON-LOST	WINNING	LAST 10	STRENGTH OF	OPP. STRENGTH	TEAM	ADJ.	CONF.	ADJ CONF.
Average RPI Loss:	163	RECORD	PCT. RANK	GAMES	SCHEDULE	OF SCHEDULE	RPI	RPI	RPI	RPI
DIV. I ONLY	9- 8	150	7-3	336	286	254	254	32	32	
DIV. I NON-CONF.	3- 8	267	1- 0	266	177	298	298	32	32	
-----										
TOTALS	RPI 1-25	RPI 26-50	W-L RECORDS	RPI 51-100	RPI 101-150	RPI 150+				
9- 8	0- 0	0- 0	OVERALL	0- 1	0- 3	9- 4				
5- 2	0- 0	0- 0	HOME	0- 0	0- 0	5- 2				
3- 6	0- 0	0- 0	AWAY	0- 1	0- 3	3- 2				
1- 0	0- 0	0- 0	NEUTRAL	0- 0	0- 0	1- 0				
3- 8	0- 0	0- 0	NON-CONFERENCE	0- 1	0- 3	3- 4				
2- 2	0- 0	0- 0	HOME	0- 0	0- 0	2- 2				
0- 6	0- 0	0- 0	AWAY	0- 1	0- 3	0- 2				
1- 0	0- 0	0- 0	NEUTRAL	0- 0	0- 0	1- 0				
6- 0	0- 0	0- 0	CONFERENCE	0- 0	0- 0	6- 0				
3- 0	0- 0	0- 0	HOME	0- 0	0- 0	3- 0				
3- 0	0- 0	0- 0	AWAY	0- 0	0- 0	3- 0				
0- 0	0- 0	0- 0	NEUTRAL	0- 0	0- 0	0- 0				

RPI 1-25				RPI 26-50				RPI 51-100				RPI 101+				Team's RPI: 254
RPI	S	Opponent	Score	RPI	S	Opponent	Score	RPI	S	Opponent	Score	RPI	S	Opponent	Score	
								55	A	Old Dominion	53 69	115	A	Wake Forest	61 63	
												138	A	Lehigh	41 62	
												139	A	High Point	51 83	
												151	H	William & Mary	44 55	
												194	A	Ole Miss	42 60	
												196	H	Navy	65 58	
												235	H	Campbell	49 57	
												263	N	Liberty	66 53	
												273	A	La Salle	52 62	
												277	H	Bethune-Cookman	57 50	
												304	A	Coppin St.	68 63	
												306	A	South Carolina St.	57 50	
												339	A	Savannah St.	78 42	
												345	H	Longwood	74 42	
												346	H	Florida A&M	60 58	
												348	H	Delaware St.	63 50	
-----																
LAST 12 Division I GAMES:																
				346	H	Florida A&M	60 58	263	N	Liberty	66 53					
				348	H	Delaware St.	63 50	306	A	South Carolina St.	57 50					
				115	A	Wake Forest	61 63	339	A	Savannah St.	78 42					
				151	H	William & Mary	44 55	277	H	Bethune-Cookman	57 50					
				139	A	High Point	51 83	304	A	Coppin St.	68 63					
				345	H	Longwood	74 42	273	A	La Salle	52 62					

Non-Div I Games: Cheyney 93 40 Saint Augustine's 71 38

Norfolk St.

Average RPI Win: 259

Average RPI Loss: 136

WON-LOST  
RECORDWINNING  
PCT. RANKLAST 10  
GAMESSTRENGTH OF  
SCHEDULEOPP. STRENGTH  
OF SCHEDULETEAM  
RPIADJ.  
RPICONF.  
RPIADJ CONF.  
RPIDIV. I ONLY  
DIV. I NON-CONF.10- 2  
5- 123  
378-2  
0- 0338  
347211  
109160  
171160  
17125  
2725  
27

TOTALS

RPI 1-25

RPI 26-50

W-L RECORDS

RPI 51-100

RPI 101-150

RPI 150+

10- 2

0- 0

0- 0

OVERALL

0- 1

0- 0

10- 1

4- 1

0- 0

0- 0

HOME

0- 1

0- 0

4- 0

4- 1

0- 0

0- 0

AWAY

0- 0

0- 0

4- 1

2- 0

0- 0

0- 0

NEUTRAL

0- 0

0- 0

2- 0

5- 1

0- 0

0- 0

NON-CONFERENCE

0- 0

0- 0

5- 1

1- 0

0- 0

0- 0

HOME

0- 0

0- 0

1- 0

2- 1

0- 0

0- 0

AWAY

0- 0

0- 0

2- 1

2- 0

0- 0

0- 0

NEUTRAL

0- 0

0- 0

2- 0

5- 1

0- 0

0- 0

CONFERENCE

0- 1

0- 0

5- 0

3- 1

0- 0

0- 0

HOME

0- 1

0- 0

3- 0

2- 0

0- 0

0- 0

AWAY

0- 0

0- 0

2- 0

0- 0

0- 0

0- 0

NEUTRAL

0- 0

0- 0

0- 0

RPI 1-25

RPI 26-50

RPI 51-100

RPI 101+

Team's RPI: 160

RPI S Opponent Score

RPI S Opponent Score

RPI S Opponent Score

RPI S Opponent Score

97 H FGCU 52 68

171 A Vanderbilt 74 71

175 A Xavier 81 94

197 A Jacksonville 62 59

220 N Southeast Mo. St. 80 67

224 H Alabama St. 68 42

244 H Stetson 71 55

291 H Kennesaw St. 80 55

298 A North Florida 70 64

299 A Mississippi Val. 86 72

317 H NJIT 72 60

328 N Western Caro. 89 66

LAST 12 Division I GAMES:

298 A North Florida	70 64	291 H Kennesaw St.	80 55
299 A Mississippi Val.	86 72	244 H Stetson	71 55
175 A Xavier	81 94	197 A Jacksonville	62 59
328 N Western Caro.	89 66	317 H NJIT	72 60
220 N Southeast Mo. St.	80 67	97 H FGCU	52 68
224 H Alabama St.	68 42	171 A Vanderbilt	74 71

Non-Div I Games:

Stillman

99 43

Martin Methodist

79 48

Lane

98 57

Blue Mountain (MS) 70 42

North Ala.

Loss, Non-Conf, S Site, H Home A Away N Neutral

Average RPI Win:	145	WON-LOST	WINNING	LAST 10	STRENGTH OF	OPP. STRENGTH	TEAM	ADJ.	CONF.	ADJ CONF.
Average RPI Loss:	48	RECORD	PCT. RANK	GAMES	SCHEDULE	OF SCHEDULE	RPI	RPI	RPI	RPI
DIV. I ONLY	10- 9	160	5-5	9	68	44	44	1	1	
DIV. I NON-CONF.	9- 5	105	0- 0	29	129	49	49	1	1	
-----										
TOTALS	RPI 1-25	RPI 26-50	W-L RECORDS	RPI 51-100	RPI 101-150	RPI 150+				
10- 9	0- 4	0- 2	OVERALL	2- 2	5- 1	3- 0				
6- 2	0- 1	0- 0	HOME	1- 1	3- 0	2- 0				
1- 5	0- 2	0- 1	AWAY	0- 1	0- 1	1- 0				
3- 2	0- 1	0- 1	NEUTRAL	1- 0	2- 0	0- 0				
9- 5	0- 1	0- 1	NON-CONFERENCE	2- 2	4- 1	3- 0				
5- 1	0- 0	0- 0	HOME	1- 1	2- 0	2- 0				
1- 2	0- 0	0- 0	AWAY	0- 1	0- 1	1- 0				
3- 2	0- 1	0- 1	NEUTRAL	1- 0	2- 0	0- 0				
1- 4	0- 3	0- 1	CONFERENCE	0- 0	1- 0	0- 0				
1- 1	0- 1	0- 0	HOME	0- 0	1- 0	0- 0				
0- 3	0- 2	0- 1	AWAY	0- 0	0- 0	0- 0				
0- 0	0- 0	0- 0	NEUTRAL	0- 0	0- 0	0- 0				

RPI 1-25				RPI 26-50				Team's RPI: 44				RPI 51-100				RPI 101+			
RPI	S	Opponent	Score	RPI	S	Opponent	Score	RPI	S	Opponent	Score	RPI	S	Opponent	Score	RPI	S	Opponent	Score
5	A	Louisville	66 73	35	A	Miami (FL)	68 76	57	N	UCLA	83 49	101	N	Rice	71 50				
6	A	Syracuse	77 90	48	N	Auburn	81 86	68	H	Maine	73 85	115	H	Wake Forest	84 61				
22	H	Florida St.	63 64					76	H	Kent St.	73 60	117	H	UNCW	82 55				
24	N	Kentucky	75 85					99	A	Ohio St.	69 76	123	N	South Fla.	71 69				
												126	H	VCU	59 47				
												127	A	Colorado	74 86				
												189	A	Elon	100 69				
												224	H	Howard	85 63				
												321	H	UNC Greensboro	83 62				
LAST 12 Division I GAMES:																			
224	H	Howard	85 63	35	A	Miami (FL)	68 76	115	H	Wake Forest	84 61								
48	N	Auburn	81 86	6	A	Syracuse	77 90	22	H	Florida St.	63 64								
101	N	Rice	71 50	5	A	Louisville	66 73	5	A	Louisville	66 73								
321	H	UNC Greensboro	83 62	99	A	Ohio St.	69 76	99	A	Ohio St.	69 76								
117	H	UNCW	82 55																
68	H	Maine	73 85																

Non-Div I Games:

North Carolina

Average RPI Win:	263	WON-LOST	WINNING	LAST 10	STRENGTH OF	OPP. STRENGTH	TEAM	ADJ.	CONF.	ADJ CONF.
Average RPI Loss:	143	RECORD	PCT. RANK	GAMES	SCHEDULE	OF SCHEDULE	RPI	RPI	RPI	RPI
DIV. I ONLY	7- 12	243	5-5	249	142	217	217	18	18	
DIV. I NON-CONF.	4- 8	241	0- 0	175	86	188	188	16	16	
-----										
TOTALS	RPI 1-25	RPI 26-50	W-L RECORDS	RPI 51-100	RPI 101-150	RPI 150+				
7- 12	0- 2	0- 1	OVERALL	0- 1	0- 2	7- 6				
2- 3	0- 0	0- 1	HOME	0- 0	0- 0	2- 2				
3- 9	0- 2	0- 0	AWAY	0- 1	0- 2	3- 4				
2- 0	0- 0	0- 0	NEUTRAL	0- 0	0- 0	2- 0				
4- 8	0- 2	0- 0	NON-CONFERENCE	0- 1	0- 1	4- 4				
0- 1	0- 0	0- 0	HOME	0- 0	0- 0	0- 1				
2- 7	0- 2	0- 0	AWAY	0- 1	0- 1	2- 3				
2- 0	0- 0	0- 0	NEUTRAL	0- 0	0- 0	2- 0				
3- 4	0- 0	0- 1	CONFERENCE	0- 0	0- 1	3- 2				
2- 2	0- 0	0- 1	HOME	0- 0	0- 0	2- 1				
1- 2	0- 0	0- 0	AWAY	0- 0	0- 1	1- 1				
0- 0	0- 0	0- 0	NEUTRAL	0- 0	0- 0	0- 0				

RPI 1-25				RPI 26-50				RPI 51-100				RPI 101+ Team's RPI: 217			
RPI	S	Opponent	Score	RPI	S	Opponent	Score	RPI	S	Opponent	Score	RPI	S	Opponent	Score
6	A	Syracuse	49 85	26	H	South Dakota St.	48 66	79	A	UNI	60 64	111	A	Penn St.	68 75
14	A	Iowa St.	35 87									150	A	Denver	66 87
												170	A	Oral Roberts	75 67
												172	A	Rhode Island	63 77
												181	A	Massachusetts	59 52
												183	A	Illinois St.	55 67
												185	H	Milwaukee	46 64
												239	H	Western Ill.	80 92
												244	A	Stetson	63 74
												251	N	San Francisco	100 97
												292	N	Western Mich.	62 50
												300	H	Omaha	68 57
												309	A	Valparaiso	62 56
												310	A	North Dakota St.	57 69
												338	H	Purdue Fort Wayne	79 60
-----															
LAST 12 Division I GAMES:															
170	A	Oral Roberts	75 67	310	A	North Dakota St.	57 69								
338	H	Purdue Fort Wayne	79 60	26	H	South Dakota St.	48 66								
251	N	San Francisco	100 97	239	H	Western Ill.	80 92								
292	N	Western Mich.	62 50	300	H	Omaha	68 57								
244	A	Stetson	63 74	150	A	Denver	66 87								
14	A	Iowa St.	35 87	185	H	Milwaukee	46 64								

Non-Div I Games: Mayville St. 84 50

North Dakota

Average RPI Win:	282	WON-LOST	WINNING	LAST 10	STRENGTH OF	OPP. STRENGTH	TEAM	ADJ.	CONF.	ADJ CONF.
Average RPI Loss:	161	RECORD	PCT. RANK	GAMES	SCHEDULE	OF SCHEDULE	RPI	RPI	RPI	RPI
DIV. I ONLY	5- 12	270	4-6	288	212	310	310	18	18	
DIV. I NON-CONF.	2- 9	297	0- 0	284	192	327	327	16	16	
-----										
TOTALS	RPI 1-25	RPI 26-50	W-L RECORDS	RPI 51-100	RPI 101-150	RPI 150+				
5- 12	0- 0	0- 1	OVERALL	0- 3	0- 1	5- 7				
4- 4	0- 0	0- 1	HOME	0- 1	0- 0	4- 2				
1- 6	0- 0	0- 0	AWAY	0- 2	0- 1	1- 3				
0- 2	0- 0	0- 0	NEUTRAL	0- 0	0- 0	0- 2				
2- 9	0- 0	0- 0	NON-CONFERENCE	0- 3	0- 0	2- 6				
1- 3	0- 0	0- 0	HOME	0- 1	0- 0	1- 2				
1- 4	0- 0	0- 0	AWAY	0- 2	0- 0	1- 2				
0- 2	0- 0	0- 0	NEUTRAL	0- 0	0- 0	0- 2				
3- 3	0- 0	0- 1	CONFERENCE	0- 0	0- 1	3- 1				
3- 1	0- 0	0- 1	HOME	0- 0	0- 0	3- 0				
0- 2	0- 0	0- 0	AWAY	0- 0	0- 1	0- 1				
0- 0	0- 0	0- 0	NEUTRAL	0- 0	0- 0	0- 0				

RPI 1-25				RPI 26-50				RPI 51-100				RPI 101+ Team's RPI: 310			
RPI	S	Opponent	Score	RPI	S	Opponent	Score	RPI	S	Opponent	Score	RPI	S	Opponent	Score
				27	H	South Dakota	41 67	65	A	Paci fic	68 75	150	A	Denver	54 81
								67	H	Creighton	51 86	164	A	Wi sconsin	53 64
								93	A	Northern Ill.	63 81	185	H	Mi lwaukee	55 57
												190	N	North Texas	78 92
												193	H	UMKC	59 69
												217	H	North Dakota	69 57
												239	H	Western Ill.	68 60
												244	A	Stetson	59 60
												251	N	San Franci sco	42 75
												300	A	Omaha	61 78
												308	H	New Hampshi re	56 51
												309	A	Val parai so	51 48
												338	H	Purdue Fort Wayne	70 54
LAST 12 Division I GAMES:															
338	H	Purdue Fort Wayne	70 54	217	H	North Dakota	69 57	150	A	Denver	54 81				
244	A	Stetson	59 60					239	H	Western Ill.	68 60				
251	N	San Franci sco	42 75					300	A	Omaha	61 78				
309	A	Val parai so	51 48					27	H	South Dakota	41 67				
185	H	Mi lwaukee	55 57					93	A	Northern Ill.	63 81				
193	H	UMKC	59 69												

Non-Div I Games: Mayville St. 49 43

North Dakota St.

Average RPI Win:	312	WON-LOST	WINNING	LAST 10	STRENGTH OF	OPP. STRENGTH	TEAM	ADJ.	CONF.	ADJ CONF.
Average RPI Loss:	171	RECORD	PCT. RANK	GAMES	SCHEDULE	OF SCHEDULE	RPI	RPI	RPI	RPI
DIV. I ONLY	5- 10	254	3-7	276	278	298	298	25	25	
DIV. I NON-CONF.	3- 6	241	0- 0	296	264	310	310	27	27	
-----										
TOTALS	RPI 1-25	RPI 26-50	W-L RECORDS	RPI 51-100	RPI 101-150	RPI 150+				
5- 10	0- 1	0- 1	OVERALL	0- 1	0- 0	5- 7				
4- 4	0- 0	0- 0	HOME	0- 1	0- 0	4- 3				
1- 6	0- 1	0- 1	AWAY	0- 0	0- 0	1- 4				
0- 0	0- 0	0- 0	NEUTRAL	0- 0	0- 0	0- 0				
3- 6	0- 1	0- 1	NON-CONFERENCE	0- 0	0- 0	3- 4				
3- 1	0- 0	0- 0	HOME	0- 0	0- 0	3- 1				
0- 5	0- 1	0- 1	AWAY	0- 0	0- 0	0- 3				
0- 0	0- 0	0- 0	NEUTRAL	0- 0	0- 0	0- 0				
2- 4	0- 0	0- 0	CONFERENCE	0- 1	0- 0	2- 3				
1- 3	0- 0	0- 0	HOME	0- 1	0- 0	1- 2				
1- 1	0- 0	0- 0	AWAY	0- 0	0- 0	1- 1				
0- 0	0- 0	0- 0	NEUTRAL	0- 0	0- 0	0- 0				

RPI 1-25				RPI 26-50				RPI 51-100				RPI 101+				Team's RPI: 298
RPI	S	Opponent	Score	RPI	S	Opponent	Score	RPI	S	Opponent	Score	RPI	S	Opponent	Score	
22	A	Florida St.	53 74	29	A	Indiana	52 75	97	H	FGCU	66 105	160	H	North Ala.	64 70	
												188	A	Colorado St.	59 61	
												194	A	Ole Miss	69 82	
												197	H	Jacksonville	72 80	
												244	H	Stetson	71 57	
												263	A	Liberty	53 69	
												277	A	Bethune-Cookman	60 76	
												281	H	Alabama A&M	62 63	
												311	H	FIU	62 53	
												327	A	Lipscomb	68 53	
												333	H	Charleston So.	82 76	
												346	H	Florida A&M	64 53	
LAST 12 Division I GAMES:																
160	H	North Ala.	64 70	197	H	Jacksonville	72 80									
194	A	Ole Miss	69 82	263	A	Liberty	53 69									
281	H	Alabama A&M	62 63	244	H	Stetson	71 57									
277	A	Bethune-Cookman	60 76	97	H	FGCU	66 105									
311	H	FIU	62 53	327	A	Lipscomb	68 53									
188	A	Colorado St.	59 61	333	H	Charleston So.	82 76									

Non-Div I Games: Trinity Baptist 99 40 Warner 67 36

North Florida



Average RPI Win:	230	WON-LOST	WINNING	LAST 10	STRENGTH OF	OPP. STRENGTH	TEAM	ADJ.	CONF.	ADJ CONF.
Average RPI Loss:	125	RECORD	PCT. RANK	GAMES	SCHEDULE	OF SCHEDULE	RPI	RPI	RPI	RPI
DIV. I ONLY	7- 7	165	7-3	211	115	190	190	16	16	
DIV. I NON-CONF.	4- 5	190	0- 0	190	122	227	227	19	19	
-----										
TOTALS	RPI 1-25	RPI 26-50	W-L RECORDS	RPI 51-100	RPI 101-150	RPI 150+				
7- 7	0- 1	0- 1	OVERALL	1- 1	1- 1	5- 3				
4- 3	0- 1	0- 0	HOME	1- 0	0- 0	3- 2				
2- 3	0- 0	0- 1	AWAY	0- 0	1- 1	1- 1				
1- 1	0- 0	0- 0	NEUTRAL	0- 1	0- 0	1- 0				
4- 5	0- 1	0- 1	NON-CONFERENCE	1- 1	0- 0	3- 2				
3- 2	0- 1	0- 0	HOME	1- 0	0- 0	2- 1				
0- 2	0- 0	0- 1	AWAY	0- 0	0- 0	0- 1				
1- 1	0- 0	0- 0	NEUTRAL	0- 1	0- 0	1- 0				
3- 2	0- 0	0- 0	CONFERENCE	0- 0	1- 1	2- 1				
1- 1	0- 0	0- 0	HOME	0- 0	0- 0	1- 1				
2- 1	0- 0	0- 0	AWAY	0- 0	1- 1	1- 0				
0- 0	0- 0	0- 0	NEUTRAL	0- 0	0- 0	0- 0				

RPI 1-25				RPI 26-50				RPI 51-100				RPI 101+ Team's RPI: 190			
RPI	S	Opponent	Score	RPI	S	Opponent	Score	RPI	S	Opponent	Score	RPI	S	Opponent	Score
23	H	Texas	54 64	42	A	Kansas St.	42 60	78	N	Wyomi ng	49 53	101	A	Ri ce	52 64
								96	H	Missouri St.	83 76	135	A	Loui si ana Tech	65 54
												153	H	Utah St.	41 57
												211	A	Southern Mi ss.	62 48
												223	A	SMU	66 73
												252	H	UTSA	54 57
												265	H	UTEP	70 51
												270	H	CSU Bakersfi eld	71 59
												310	N	North Dakota St.	92 78
												323	H	Houston Baptist	100 75
LAST 12 Division I GAMES:															
270	H	CSU Bakersfi eld	71 59	101	A	Ri ce	52 64	252	H	UTSA	54 57	265	H	UTEP	70 51
153	H	Utah St.	41 57	211	A	Southern Mi ss.	62 48	135	A	Loui si ana Tech	65 54	78	N	Wyomi ng	49 53
323	H	Houston Baptist	100 75												
96	H	Missouri St.	83 76												
223	A	SMU	66 73												
310	N	North Dakota St.	92 78												

Non-Div I Games: Mid-Amer. Christian 82 35 Xavier (LA) 59 46 Okla. Panhandle 93 52

North Texas

Loss, Non-Conf, S Site, H Home A Away N Neutral

Average RPI Win:	178	WON-LOST	WINNING	LAST 10	STRENGTH OF	OPP. STRENGTH	TEAM	ADJ.	CONF.	ADJ CONF.
Average RPI Loss:	104	RECORD	PCT. RANK	GAMES	SCHEDULE	OF SCHEDULE	RPI	RPI	RPI	RPI
DIV. I ONLY	13- 4	42	6-4	120	148	54	54	10	10	
DIV. I NON-CONF.	10- 1	19	0- 0	177	149	30	30	13	13	
-----										
TOTALS	RPI 1-25	RPI 26-50	W-L RECORDS	RPI 51-100	RPI 101-150	RPI 150+				
13- 4	0- 0	0- 0	OVERALL	3- 1	1- 3	9- 0				
9- 1	0- 0	0- 0	HOME	1- 0	1- 1	7- 0				
4- 3	0- 0	0- 0	AWAY	2- 1	0- 2	2- 0				
0- 0	0- 0	0- 0	NEUTRAL	0- 0	0- 0	0- 0				
10- 1	0- 0	0- 0	NON-CONFERENCE	3- 0	1- 1	6- 0				
6- 0	0- 0	0- 0	HOME	1- 0	1- 0	4- 0				
4- 1	0- 0	0- 0	AWAY	2- 0	0- 1	2- 0				
0- 0	0- 0	0- 0	NEUTRAL	0- 0	0- 0	0- 0				
3- 3	0- 0	0- 0	CONFERENCE	0- 1	0- 2	3- 0				
3- 1	0- 0	0- 0	HOME	0- 0	0- 1	3- 0				
0- 2	0- 0	0- 0	AWAY	0- 1	0- 1	0- 0				
0- 0	0- 0	0- 0	NEUTRAL	0- 0	0- 0	0- 0				

RPI 1-25				RPI 26-50				RPI 51-100				RPI 101+			
RPI	S	Opponent	Score	RPI	S	Opponent	Score	RPI	S	Opponent	Score	RPI	S	Opponent	Score
								58	A	James Madison	49 84	102	A	Towson	83 88
								68	H	Maine	63 55	122	H	Drexel	59 61
								86	A	Providence	65 59	134	A	Marist	84 90
								87	A	Dayton	84 79	141	H	Fordham	58 54
												141	H	William & Mary	88 74
												163	H	Boston U.	81 51
												181	H	Massachusetts	53 52
												189	H	Elon	79 71
												191	H	Delaware	75 62
												213	A	Florida	79 66
												219	H	Air Force	54 41
												308	H	New Hampshire	69 54
												312	A	Fairfield	59 50
-----															
LAST 12 Division I GAMES:															
				189	H	Elon	79 71					191	H	Delaware	75 62
				68	H	Maine	63 55					122	H	Drexel	59 61
				134	A	Marist	84 90					58	A	James Madison	49 84
				86	A	Providence	65 59					102	A	Towson	83 88
				312	A	Fairfield	59 50					151	H	William & Mary	88 74
				181	H	Massachusetts	53 52					213	A	Florida	79 66

Non-Div I Games:

Northeastern

Average RPI Win:	238	WON-LOST	WINNING	LAST 10	STRENGTH OF	OPP. STRENGTH	TEAM	ADJ.	CONF.	ADJ CONF.
Average RPI Loss:	148	RECORD	PCT. RANK	GAMES	SCHEDULE	OF SCHEDULE	RPI	RPI	RPI	RPI
DIV. I ONLY	5- 11	260	1-9	238	140	255	255	15	15	
DIV. I NON-CONF.	4- 5	190	0- 1	235	79	195	195	12	12	
-----										
TOTALS	RPI 1-25	RPI 26-50	W-L RECORDS	RPI 51-100	RPI 101-150	RPI 150+				
5- 11	0- 0	0- 1	OVERALL	0- 1	2- 4	3- 5				
3- 3	0- 0	0- 1	HOME	0- 0	1- 1	2- 1				
2- 7	0- 0	0- 0	AWAY	0- 1	1- 3	1- 3				
0- 1	0- 0	0- 0	NEUTRAL	0- 0	0- 0	0- 1				
4- 5	0- 0	0- 1	NON-CONFERENCE	0- 1	2- 1	2- 2				
2- 1	0- 0	0- 1	HOME	0- 0	1- 0	1- 0				
2- 3	0- 0	0- 0	AWAY	0- 1	1- 1	1- 1				
0- 1	0- 0	0- 0	NEUTRAL	0- 0	0- 0	0- 1				
1- 6	0- 0	0- 0	CONFERENCE	0- 0	0- 3	1- 3				
1- 2	0- 0	0- 0	HOME	0- 0	0- 1	1- 1				
0- 4	0- 0	0- 0	AWAY	0- 0	0- 2	0- 2				
0- 0	0- 0	0- 0	NEUTRAL	0- 0	0- 0	0- 0				

RPI	S	Opponent	Score	RPI	S	Opponent	Score	RPI	S	Opponent	Score	RPI	S	Opponent	Score
41	H	New Mexico	55 84	56	A	Arizona	47 71	112	A	Washington	59 81	119	H	Idaho St.	69 80
								131	H	Fresno St.	86 73	132	A	Loyola Marymount	63 62
								143	A	Portland St.	55 72	146	A	Montana	62 78
								152	A	Montana St.	70 80	188	A	Colorado St.	54 65
								210	H	Southern Utah	76 82	223	N	SMU	48 55
								238	A	Sacramento St.	61 65	287	H	California Baptist	91 88
								302	H	Weber St.	74 64	336	A	Seattle U	65 58
-----															
Team's RPI: 255															
LAST 12 Division I GAMES:															
302	H	Weber St.	74 64	223	N	SMU	48 55	143	A	Portland St.	55 72	238	A	Sacramento St.	61 65
152	A	Montana St.	70 80	210	H	Southern Utah	76 82	119	H	Idaho St.	69 80	132	A	Loyola Marymount	63 62
146	A	Montana	62 78	112	A	Washington	59 81	143	A	Portland St.	55 72	146	A	Montana	62 78
56	A	Arizona	47 71	152	A	Montana St.	70 80	188	A	Colorado St.	54 65	210	H	Southern Utah	76 82
41	H	New Mexico	55 84	223	N	SMU	48 55	287	H	California Baptist	91 88	302	H	Weber St.	74 64
188	A	Colorado St.	54 65	336	A	Seattle U	65 58	302	H	Weber St.	74 64	336	A	Seattle U	65 58

Non-Div I Games:

Northern Ariz.

Average RPI Win:	172	WON-LOST	WINNING	LAST 10	STRENGTH OF	OPP. STRENGTH	TEAM	ADJ.	CONF.	ADJ CONF.
Average RPI Loss:	145	RECORD	PCT. RANK	GAMES	SCHEDULE	OF SCHEDULE	RPI	RPI	RPI	RPI
DIV. I ONLY	11- 6	90	7-3	184	85	108	108	15	15	
DIV. I NON-CONF.	5- 4	139	0- 0	169	26	94	94	12	12	
-----										
TOTALS	RPI 1-25	RPI 26-50	W-L RECORDS	RPI 51-100	RPI 101-150	RPI 150+				
11- 6	0- 1	0- 1	OVERALL	0- 0	6- 1	5- 3				
6- 2	0- 0	0- 0	HOME	0- 0	4- 0	2- 2				
5- 4	0- 1	0- 1	AWAY	0- 0	2- 1	3- 1				
0- 0	0- 0	0- 0	NEUTRAL	0- 0	0- 0	0- 0				
5- 4	0- 1	0- 1	NON-CONFERENCE	0- 0	2- 1	3- 1				
3- 0	0- 0	0- 0	HOME	0- 0	2- 0	1- 0				
2- 4	0- 1	0- 1	AWAY	0- 0	0- 1	2- 1				
0- 0	0- 0	0- 0	NEUTRAL	0- 0	0- 0	0- 0				
6- 2	0- 0	0- 0	CONFERENCE	0- 0	4- 0	2- 2				
3- 2	0- 0	0- 0	HOME	0- 0	2- 0	1- 2				
3- 0	0- 0	0- 0	AWAY	0- 0	2- 0	1- 0				
0- 0	0- 0	0- 0	NEUTRAL	0- 0	0- 0	0- 0				

RPI 1-25				RPI 26-50				RPI 51-100				RPI 101+ Team's RPI: 108			
RPI	S	Opponent	Score	RPI	S	Opponent	Score	RPI	S	Opponent	Score	RPI	S	Opponent	Score
20	A	BYU	50 70	47	A	LSU	57 62					119	H	Idaho St.	60 56
												127	A	Colorado	69 77
												128	H	Chattanooga	68 65
												130	A	Idaho	86 72
												143	H	Portland St.	79 63
												146	A	Montana	73 62
												150	H	Denver	74 66
												152	H	Montana St.	66 79
												176	A	Eastern Wash.	67 62
												188	A	Colorado St.	53 47
												219	A	Air Force	57 69
												223	H	SMU	58 57
												238	H	Sacramento St.	82 69
												251	A	San Francisco	68 63
												302	H	Weber St.	54 55
-----															
LAST 12 Division I GAMES:															
130	A	Idaho	86 72	119	H	Idaho St.	60 56	302	H	Weber St.	54 55	152	H	Montana St.	66 79
143	H	Portland St.	79 63					146	A	Montana	73 62	176	A	Eastern Wash.	67 62
238	H	Sacramento St.	82 69					219	A	Air Force	57 69				
20	A	BYU	50 70												
128	H	Chattanooga	68 65												
223	H	SMU	58 57												

Non-Div I Games:

Northern Colo.

Average RPI Win:	210	WON-LOST	WINNING	LAST 10	STRENGTH OF	OPP. STRENGTH	TEAM	ADJ.	CONF.	ADJ CONF.
Average RPI Loss:	75	RECORD	PCT. RANK	GAMES	SCHEDULE	OF SCHEDULE	RPI	RPI	RPI	RPI
DIV. I ONLY	11- 6	90	7-3	125	118	93	93	8	8	
DIV. I NON-CONF.	8- 4	91	1- 0	228	112	105	105	8	8	
-----										
TOTALS	RPI 1-25	RPI 26-50	W-L RECORDS	RPI 51-100	RPI 101-150	RPI 150+				
11- 6	0- 2	0- 1	OVERALL	2- 1	1- 1	8- 1				
8- 1	0- 1	0- 0	HOME	2- 0	1- 0	5- 0				
1- 5	0- 1	0- 1	AWAY	0- 1	0- 1	1- 1				
2- 0	0- 0	0- 0	NEUTRAL	0- 0	0- 0	2- 0				
8- 4	0- 1	0- 1	NON-CONFERENCE	1- 0	1- 1	6- 1				
6- 0	0- 0	0- 0	HOME	1- 0	1- 0	4- 0				
0- 4	0- 1	0- 1	AWAY	0- 0	0- 1	0- 1				
2- 0	0- 0	0- 0	NEUTRAL	0- 0	0- 0	2- 0				
3- 2	0- 1	0- 0	CONFERENCE	1- 1	0- 0	2- 0				
2- 1	0- 1	0- 0	HOME	1- 0	0- 0	1- 0				
1- 1	0- 0	0- 0	AWAY	0- 1	0- 0	1- 0				
0- 0	0- 0	0- 0	NEUTRAL	0- 0	0- 0	0- 0				

RPI 1-25				RPI 26-50				RPI 51-100				Team's RPI : 93				RPI 101+			
RPI	S	Opponent	Score	RPI	S	Opponent	Score	RPI	S	Opponent	Score	RPI	S	Opponent	Score	RPI	S	Opponent	Score
14	A	Iowa St.	60 70	29	A	Indiana	73 91	76	A	Kent St.	78 87	113	H	Yale	89 80				
19	H	Central Mich.	66 89					79	H	UNI	70 59	146	A	Montana	70 86				
								95	H	Miami (OH)	82 71	168	A	Southern Ill.	73 82				
												180	H	Akron	70 59				
												204	H	Brown	109 102				
												230	A	Bowling Green	66 52				
												239	N	Western Ill.	86 61				
												250	H	Eastern Ill.	78 59				
												262	N	Nevada	98 69				
												310	H	North Dakota St.	81 63				
												343	H	Chicago St.	114 52				
LAST 12 Division I GAMES:																			
19	H	Central Mich.	66 89	262	N	Nevada	98 69	76	A	Kent St.	78 87	79	H	UNI	70 59	14	A	Iowa St.	60 70
76	A	Kent St.	78 87	95	H	Miami (OH)	82 71	180	H	Akron	70 59	230	A	Bowling Green	66 52	239	N	Western Ill.	86 61
204	H	Brown	109 102	343	H	Chicago St.	114 52												
250	H	Eastern Ill.	78 59																

Non-Div I Games:

Northern Ill.

Average RPI Win: 260

Average RPI Loss: 145

WON-LOST  
RECORDWINNING  
PCT. RANKLAST 10  
GAMESSTRENGTH OF  
SCHEDULEOPP. STRENGTH  
OF SCHEDULETEAM  
RPIADJ.  
RPICONF.  
RPIADJ CONF.  
RPIDIV. I ONLY  
DIV. I NON-CONF.2- 14  
0- 9331  
3362-8  
0- 0109  
83224  
225279  
308279  
30820  
1820  
18

## TOTALS

RPI 1-25

RPI 26-50

W-L RECORDS

RPI 51-100

RPI 101-150

RPI 150+

2- 14 0- 1

1- 4 0- 0

1- 7 0- 1

0- 3 0- 0

0- 9 0- 1

0- 2 0- 0

0- 4 0- 1

0- 3 0- 0

0- 0

0- 0

0- 0

0- 0

0- 0

0- 0

0- 0

0- 0

OVERALL

HOME

AWAY

NEUTRAL

NON-CONFERENCE

HOME

AWAY

NEUTRAL

CONFERENCE

HOME

AWAY

NEUTRAL

0- 5

0- 3

0- 2

0- 0

0- 3

0- 1

0- 2

0- 0

0- 2

0- 2

0- 0

0- 0

0- 1

0- 0

0- 1

0- 0

0- 0

0- 0

0- 0

0- 0

0- 1

0- 0

0- 1

0- 0

2- 7

1- 1

1- 3

0- 3

0- 5

0- 1

0- 1

0- 3

2- 2

1- 0

1- 2

0- 0

RPI	S	Opponent	Score
5	A	Louisville	59 92

RPI	S	Opponent	Score
-----	---	----------	-------

RPI	S	Opponent	Score
53	H	Green Bay	61 81
75	H	Belmont	53 71
76	A	Kent St.	61 62
81	H	Wright St.	55 61
86	A	Providence	43 48

RPI	S	Opponent	Score
120	A	Youngstown St.	66 77
154	A	IUPUI	48 70
161	N	Pepperdine	46 51
180	N	Akron	60 77
183	H	Illinois St.	53 58
185	H	Milwaukee	55 54
266	A	Cleveland St.	47 76
273	N	La Salle	56 74
313	A	Austin Peay	48 52
335	A	UIC	67 49

## LAST 12 Division I GAMES:

154	A	IUPUI	48 70	120	A	Youngstown St.	66 77
335	A	UIC	67 49	266	A	Cleveland St.	47 76
161	N	Pepperdine	46 51	81	H	Wright St.	55 61
86	A	Providence	43 48	53	H	Green Bay	61 81
273	N	La Salle	56 74	185	H	Milwaukee	55 54
5	A	Louisville	59 92	183	H	Illinois St.	53 58

Northern Ky.

Northern Ky.

Non-Div I Games: Alderson Broaddus 73 32

Northern Ky.

Average RPI Win:	163	WON-LOST	WINNING	LAST 10	STRENGTH OF	OPP. STRENGTH	TEAM	ADJ.	CONF.	ADJ CONF.
Average RPI Loss:	47	RECORD	PCT. RANK	GAMES	SCHEDULE	OF SCHEDULE	RPI	RPI	RPI	RPI
DIV. I ONLY	11- 7	112	6-4	64	33	80	80	4	4	
DIV. I NON-CONF.	7- 4	109	0- 1	174	43	121	121	5	5	
-----										
TOTALS	RPI 1-25	RPI 26-50	W-L RECORDS	RPI 51-100	RPI 101-150	RPI 150+				
11- 7	0- 2	2- 2	OVERALL	2- 3	1- 0	6- 0				
7- 3	0- 1	1- 1	HOME	1- 1	1- 0	4- 0				
3- 3	0- 1	1- 1	AWAY	1- 1	0- 0	1- 0				
1- 1	0- 0	0- 0	NEUTRAL	0- 1	0- 0	1- 0				
7- 4	0- 1	0- 1	NON-CONFERENCE	2- 2	1- 0	4- 0				
4- 2	0- 1	0- 0	HOME	1- 1	1- 0	2- 0				
2- 1	0- 0	0- 1	AWAY	1- 0	0- 0	1- 0				
1- 1	0- 0	0- 0	NEUTRAL	0- 1	0- 0	1- 0				
4- 3	0- 1	2- 1	CONFERENCE	0- 1	0- 0	2- 0				
3- 1	0- 0	1- 1	HOME	0- 0	0- 0	2- 0				
1- 2	0- 1	1- 0	AWAY	0- 1	0- 0	0- 0				
0- 0	0- 0	0- 0	NEUTRAL	0- 0	0- 0	0- 0				

RPI 1-25				RPI 26-50				RPI 51-100				RPI 101+			
RPI	S	Opponent	Score	RPI	S	Opponent	Score	RPI	S	Opponent	Score	RPI	S	Opponent	Score
15	H	Marquette	57 76	28	H	Michigan St.	70 62	51	H	Duke	84 58	144	H	UT Martin	90 64
16	A	Rutgers	41 45	29	A	Indiana	75 69	53	A	Green Bay	57 55	164	H	Wisconsin	72 46
				33	H	Purdue	54 57	61	A	Michigan	78 79	167	H	Illinois	68 45
				43	A	DePaul	60 76	73	N	Kansas	57 66	213	A	Florida	83 74
								90	H	Pittsburgh	49 52	268	N	Wichita St.	65 43
												335	H	UIC	87 44
												343	H	Chicago St.	97 35
-----															
Team's RPI: 80															
LAST 12 Division I GAMES:															
				28	H	Michigan St.	70 62	73	N	Kansas	57 66				
				167	H	Illinois	68 45	164	H	Wisconsin	72 46				
				16	A	Rutgers	41 45	29	A	Indiana	75 69				
				268	N	Wichita St.	65 43	33	H	Purdue	54 57				
				343	H	Chicago St.	97 35	61	A	Michigan	78 79				
				15	H	Marquette	57 76	43	A	DePaul	60 76				

Non-Div I Games:

Northwestern

Average RPI Win: 335		WON-LOST RECORD	WINNING PCT. RANK	LAST 10 GAMES	STRENGTH OF SCHEDULE	OPP. STRENGTH OF SCHEDULE	TEAM RPI	ADJ. RPI	CONF. RPI	ADJ. CONF. RPI
Average RPI Loss: 159										
DIV. I ONLY		2- 10	319	3-7	235	265	324	324	26	26
DIV. I NON-CONF.		1- 6	318	0- 0	262	157	331	331	22	22
TOTALS		RPI 1-25	RPI 26-50	W-L RECORDS		RPI 51-100	RPI 101-150	RPI 150+		
2- 10	0- 1		0- 1	OVERALL		0- 1	0- 2	2- 5		
2- 2	0- 0		0- 0	HOME		0- 0	0- 0	2- 2		
0- 8	0- 1		0- 1	AWAY		0- 1	0- 2	0- 3		
0- 0	0- 0		0- 0	NEUTRAL		0- 0	0- 0	0- 0		
1- 6	0- 1		0- 1	NON-CONFERENCE		0- 0	0- 2	1- 2		
1- 1	0- 0		0- 0	HOME		0- 0	0- 0	1- 1		
0- 5	0- 1		0- 1	AWAY		0- 0	0- 2	0- 1		
0- 0	0- 0		0- 0	NEUTRAL		0- 0	0- 0	0- 0		
1- 4	0- 0		0- 0	CONFERENCE		0- 1	0- 0	1- 3		
1- 1	0- 0		0- 0	HOME		0- 0	0- 0	1- 1		
0- 3	0- 0		0- 0	AWAY		0- 1	0- 0	0- 2		
0- 0	0- 0		0- 0	NEUTRAL		0- 0	0- 0	0- 0		

RPI 1-25			
RPI	S	Opponent	Score
23	A	Texas	66 104
RPI 26-50			
RPI	S	Opponent	Score
50	A	Arkansas	53 98
RPI 51-100			
RPI	S	Opponent	Score
84	A	SFA	56 84
RPI 101+			
RPI	S	Opponent	Score
118	A	Alabama	73 87
137	A	Oklahoma	56 93
166	H	Abilene Christian	63 72
211	A	Southern Miss.	54 69
212	A	Nicholls St.	86 97
271	A	A&M-Corpus Christi	55 79
319	H	McNeese	82 63
322	H	La.-Monroe	55 63
350	H	Alcorn	78 65
Team's RPI: 324			
LAST 12 Division I GAMES:			
23	A	Texas	66 104
118	A	Alabama	73 87
322	H	La.-Monroe	55 63
211	A	Southern Miss.	54 69
350	H	Alcorn	78 65
137	A	Oklahoma	56 93
166	H	Abilene Christian	63 72
84	A	SFA	56 84
271	A	A&M-Corpus Christi	55 79
319	H	McNeese	82 63
212	A	Nicholls St.	86 97
50	A	Arkansas	53 98

Non-Di v I Games:	Loyol a (LA)	71	66	Central Bapti st	82	56	LeTourneau	100	40	Centenary (LA)	94	51	Northwestern St.
-------------------	--------------	----	----	------------------	----	----	------------	-----	----	----------------	----	----	------------------



Average RPI	Win:	70	WON-LOST	WINNING	LAST 10	STRENGTH OF	OPP. STRENGTH	TEAM	ADJ.	CONF.	ADJ CONF.
Average RPI	Loss:	8	RECORD	PCT. RANK	GAMES	SCHEDULE	OF SCHEDULE	RPI	RPI	RPI	RPI
DIV. I ONLY		18- 1		2	10-0	1	6	1	1	1	1
DIV. I NON-CONF.		12- 1		10	1- 0	1	9	1	1	1	1
-----											
TOTALS	RPI 1-25		RPI 26-50		W-L RECORDS	RPI 51-100		RPI 101-150		RPI 150+	
18- 1	5- 1		3- 0		OVERALL	6- 0		3- 0		1- 0	
10- 1	2- 1		0- 0		HOME	4- 0		3- 0		1- 0	
5- 0	1- 0		2- 0		AWAY	2- 0		0- 0		0- 0	
3- 0	2- 0		1- 0		NEUTRAL	0- 0		0- 0		0- 0	
12- 1	4- 1		2- 0		NON-CONFERENCE	3- 0		2- 0		1- 0	
6- 1	1- 1		0- 0		HOME	2- 0		2- 0		1- 0	
3- 0	1- 0		1- 0		AWAY	1- 0		0- 0		0- 0	
3- 0	2- 0		1- 0		NEUTRAL	0- 0		0- 0		0- 0	
6- 0	1- 0		1- 0		CONFERENCE	3- 0		1- 0		0- 0	
4- 0	1- 0		0- 0		HOME	2- 0		1- 0		0- 0	
2- 0	0- 0		1- 0		AWAY	1- 0		0- 0		0- 0	
0- 0	0- 0		0- 0		NEUTRAL	0- 0		0- 0		0- 0	

RPI	S	Opponent	Score	RPI	S	Opponent	Score	RPI	S	Opponent	Score	RPI	S	Opponent	Score
5	H	Louisville	82 68	32	A	Georgia Tech	76 55	66	H	Harvard	103 58	110	H	Western Ky.	94 53
8	H	UConn	71 89	38	N	Oregon St.	91 81	71	A	Virginia Tech	80 51	115	H	Wake Forest	78 48
10	N	Gonzaga	81 65	43	A	DePaul	101 77	77	H	Boston College	92 63	138	H	Lehigh	95 68
11	N	Drake	82 64					82	H	Penn	75 55	256	H	Binghamton	103 53
12	H	Iowa	105 71					90	H	Pittsburgh	100 44				
15	A	Marquette	87 63					92	A	Tol edo	72 56				
-----															
LAST 12 Division I GAMES:															
5	H	Louisville	82 68	38	N	Oregon St.	91 81	11	N	Drake	82 64				
32	A	Georgia Tech	76 55	77	H	Boston College	92 63	71	A	Virginia Tech	80 51				
90	H	Pittsburgh	100 44	115	H	Wake Forest	78 48	256	H	Binghamton	103 53				
138	H	Lehigh	95 68												
15	A	Marquette	87 63												
110	H	Western Ky.	94 53												

Non-Div I Games:

Notre Dame

Average RPI Win:	312	WON-LOST	WINNING	LAST 10	STRENGTH OF	OPP. STRENGTH	TEAM	ADJ.	CONF.	ADJ CONF.
Average RPI Loss:	133	RECORD	PCT. RANK	GAMES	SCHEDULE	OF SCHEDULE	RPI	RPI	RPI	RPI
DIV. I ONLY	2- 14	331	2-8	112	201	295	295	20	20	
DIV. I NON-CONF.	1- 8	322	0- 0	20	169	228	228	18	18	
-----										
TOTALS	RPI 1-25	RPI 26-50	W-L RECORDS	RPI 51-100	RPI 101-150	RPI 150+				
2- 14	0- 1	0- 2	OVERALL	0- 3	0- 1	2- 7				
2- 7	0- 0	0- 2	HOME	0- 2	0- 1	2- 2				
0- 6	0- 1	0- 0	AWAY	0- 1	0- 0	0- 4				
0- 1	0- 0	0- 0	NEUTRAL	0- 0	0- 0	0- 1				
1- 8	0- 1	0- 2	NON-CONFERENCE	0- 2	0- 0	1- 3				
1- 3	0- 0	0- 2	HOME	0- 1	0- 0	1- 0				
0- 4	0- 1	0- 0	AWAY	0- 1	0- 0	0- 2				
0- 1	0- 0	0- 0	NEUTRAL	0- 0	0- 0	0- 1				
1- 6	0- 0	0- 0	CONFERENCE	0- 1	0- 1	1- 4				
1- 4	0- 0	0- 0	HOME	0- 1	0- 1	1- 2				
0- 2	0- 0	0- 0	AWAY	0- 0	0- 0	0- 2				
0- 0	0- 0	0- 0	NEUTRAL	0- 0	0- 0	0- 0				

RPI 1-25				RPI 26-50				RPI 51-100				RPI 101+				Team's RPI: 295
RPI	S	Opponent	Score	RPI	S	Opponent	Score	RPI	S	Opponent	Score	RPI	S	Opponent	Score	
19	A	Central Mich.	61 104	28	H	Michigan St.	58 102	53	H	Green Bay	53 77	120	H	Youngstown St.	55 69	
				29	H	Indiana	32 59	61	H	Michigan	59 85	154	A	IUPUI	53 82	
								76	A	Kent St.	65 75	173	A	Bradley	64 73	
												180	N	Akron	65 85	
												183	A	Illinois St.	56 62	
												185	H	Milwaukee	52 79	
												266	H	Cleveland St.	62 64	
												293	H	Canisius	71 60	
												330	H	Detroit Mercy	74 67	
												335	A	UIC	65 69	
LAST 12 Division I GAMES:																
120	H	Youngstown St.	55 69	53	H	Green Bay	53 77									
266	H	Cleveland St.	62 64	185	H	Milwaukee	52 79									
61	H	Michigan	59 85	154	A	IUPUI	53 82									
28	H	Michigan St.	58 102	335	A	UIC	65 69									
173	A	Bradley	64 73	330	H	Detroit Mercy	74 67									
183	A	Illinois St.	56 62	293	H	Canisius	71 60									

Non-Div I Games: Grace Bible (MI) 94 48 Rochester College 64 46

Oakland



Average RPI Win: 124

Average RPI Loss: 58

WON-LOST  
RECORDWINNING  
PCT. RANKLAST 10  
GAMESSTRENGTH OF  
SCHEDULEOPP. STRENGTH  
OF SCHEDULETEAM  
RPIADJ.  
RPICONF.  
RPIADJ CONF.  
RPIDIV. I ONLY  
DIV. I NON-CONF.7- 9  
4- 5207  
1904-6  
0- 026  
7413  
2199  
16399  
1634  
54  
5

TOTALS

RPI 1-25

RPI 26-50

W-L RECORDS

RPI 51-100

RPI 101-150

RPI 150+

7- 9

0- 3

3- 1

OVERALL

0- 3

2- 2

2- 0

6- 2

0- 0

3- 0

HOME

0- 1

1- 1

2- 0

1- 5

0- 2

0- 1

AWAY

0- 1

1- 1

0- 0

0- 2

0- 1

0- 0

NEUTRAL

0- 1

0- 0

0- 0

4- 5

0- 2

1- 0

NON-CONFERENCE

0- 1

1- 2

2- 0

4- 1

0- 0

1- 0

HOME

0- 0

1- 1

2- 0

0- 2

0- 1

0- 0

AWAY

0- 0

0- 1

0- 0

0- 2

0- 1

0- 0

NEUTRAL

0- 1

0- 0

0- 0

3- 4

0- 1

2- 1

CONFERENCE

0- 2

1- 0

0- 0

2- 1

0- 0

2- 0

HOME

0- 1

0- 0

0- 0

1- 3

0- 1

0- 1

AWAY

0- 1

1- 0

0- 0

0- 0

0- 0

0- 0

NEUTRAL

0- 0

0- 0

0- 0

RPI 1-25

RPI 26-50

RPI 51-100

Team's RPI: 99

RPI 101+

RPI	S	Opponent	Score
8	A	UConn	53 85
21	N	Butler	53 66
25	A	Maryland	69 75

RPI	S	Opponent	Score
28	H	Michigan St.	65 55
29	H	Indiana	55 50
33	A	Purdue	42 60
44	H	North Carolina	76 69

RPI	S	Opponent	Score
61	A	Michigan	58 62
71	N	Virginia Tech	73 81
72	H	Nebraska	69 78

RPI	S	Opponent	Score
111	A	Penn St.	76 71
112	A	Washington	59 69
114	H	Cincinnati	69 56
123	H	South Fla.	47 71
213	H	Florida	46 41
330	H	Detroit Mercy	55 41

LAST 12 Division I GAMES:

72	H	Nebraska	69 78	61	A	Michigan	58 62
33	A	Purdue	42 60	111	A	Penn St.	76 71
71	N	Virginia Tech	73 81	28	H	Michigan St.	65 55
21	N	Butler	53 66	29	H	Indiana	55 50
213	H	Florida	46 41	25	A	Maryland	69 75
112	A	Washington	59 69	114	H	Cincinnati	69 56

Ohio St.

Ohio St.

Non-Div I Games:

Ohio St.

Loss, 
 Non-Conf, 
 S Site, 
 H Home
A Away 
 N Neutral

Average RPI	Win:	229	WON-LOST	WINNING	LAST 10	STRENGTH OF	OPP. STRENGTH	TEAM	ADJ.	CONF.	ADJ CONF.
Average RPI	Loss:	58	RECORD	PCT. RANK	GAMES	SCHEDULE	OF SCHEDULE	RPI	RPI	RPI	RPI
DIV. I ONLY		5- 12		270	3-7	12	84	137	137	3	3
DIV. I NON-CONF.		4- 7		228	0- 1	26	160	148	148	3	3
-----											
TOTALS	RPI 1-25		RPI 26-50		W-L RECORDS	RPI 51-100		RPI 101-150		RPI 150+	
5- 12	0- 3		0- 5		OVERALL	0- 1		1- 2		4- 1	
4- 3	0- 1		0- 1		HOME	0- 0		1- 1		3- 0	
1- 7	0- 2		0- 3		AWAY	0- 1		0- 1		1- 0	
0- 2	0- 0		0- 1		NEUTRAL	0- 0		0- 0		0- 1	
4- 7	0- 1		0- 4		NON-CONFERENCE	0- 0		1- 1		3- 1	
3- 2	0- 1		0- 1		HOME	0- 0		1- 0		2- 0	
1- 3	0- 0		0- 2		AWAY	0- 0		0- 1		1- 0	
0- 2	0- 0		0- 1		NEUTRAL	0- 0		0- 0		0- 1	
1- 5	0- 2		0- 1		CONFERENCE	0- 1		0- 1		1- 0	
1- 1	0- 0		0- 0		HOME	0- 0		0- 1		1- 0	
0- 4	0- 2		0- 1		AWAY	0- 1		0- 0		0- 0	
0- 0	0- 0		0- 0		NEUTRAL	0- 0		0- 0		0- 0	

RPI	S	Opponent	Score	RPI	S	Opponent	Score	RPI	S	Opponent	Score	RPI	S	Opponent	Score	Team's RPI: 137
8	H	UConn	63 72	37	N	Clemson	62 74	63	A	TCU	71 86	103	H	West Virginia	55 66	
14	A	Iowa St.	78 104	41	A	New Mexico	80 84					110	H	Western Ky.	90 83	
23	A	Texas	63 73	42	A	Kansas St.	56 86					123	A	South Fla.	70 87	
				43	H	DePaul	76 87					156	N	UAB	84 89	
				48	A	Auburn	79 95					157	H	Texas Tech	66 61	
												223	A	SMU	77 61	
												324	H	Northwestern St.	93 56	
												331	H	Central Ark.	65 52	
-----																
LAST 12 Division I GAMES:																
42	A	Kansas St.	56 86	37	N	Clemson	62 74	63	A	TCU	71 86	14	A	Iowa St.	78 104	
157	H	Texas Tech	66 61									103	H	West Virginia	55 66	
223	A	SMU	77 61									23	A	Texas	63 73	
8	H	UConn	63 72									48	A	Auburn	79 95	
43	H	DePaul	76 87													
331	H	Central Ark.	65 52													

Non-Div I Games:

Okla homa

Average RPI Win:	178	WON-LOST	WINNING	LAST 10	STRENGTH OF	OPP. STRENGTH	TEAM	ADJ.	CONF.	ADJ CONF.
Average RPI Loss:	57	RECORD	PCT. RANK	GAMES	SCHEDULE	OF SCHEDULE	RPI	RPI	RPI	RPI
DIV. I ONLY	12- 4	46	6-4	135	67	64	64	3	3	
DIV. I NON-CONF.	9- 2	43	0- 0	291	55	111	111	3	3	
-----										
TOTALS	RPI 1-25	RPI 26-50	W-L RECORDS	RPI 51-100	RPI 101-150	RPI 150+				
12- 4	0- 1	0- 1	OVERALL	2- 1	1- 1	9- 0				
10- 1	0- 0	0- 1	HOME	1- 0	1- 0	8- 0				
2- 3	0- 1	0- 0	AWAY	1- 1	0- 1	1- 0				
0- 0	0- 0	0- 0	NEUTRAL	0- 0	0- 0	0- 0				
9- 2	0- 0	0- 1	NON-CONFERENCE	0- 1	1- 0	8- 0				
8- 1	0- 0	0- 1	HOME	0- 0	1- 0	7- 0				
1- 1	0- 0	0- 0	AWAY	0- 1	0- 0	1- 0				
0- 0	0- 0	0- 0	NEUTRAL	0- 0	0- 0	0- 0				
3- 2	0- 1	0- 0	CONFERENCE	2- 0	0- 1	1- 0				
2- 0	0- 0	0- 0	HOME	1- 0	0- 0	1- 0				
1- 2	0- 1	0- 0	AWAY	1- 0	0- 1	0- 0				
0- 0	0- 0	0- 0	NEUTRAL	0- 0	0- 0	0- 0				

RPI	S	Opponent	Score	RPI	S	Opponent	Score	RPI	S	Opponent	Score	RPI	S	Opponent	Score
23	A	Texas	51 60	45	H	Tennessee	63 76	57	A	UCLA	59 71	103	A	West Virginia	58 67
								63	H	TCU	75 71	136	H	Texas St.	66 55
								73	A	Kansas	72 62	157	H	Texas Tech	65 57
												159	H	Grambling	86 40
												165	H	Arkansas St.	62 60
												170	H	Oral Roberts	89 69
												186	H	UC Riverside	76 51
												205	H	Prairie View	70 50
												226	H	Samford	82 62
												268	A	Wichita St.	60 47
												323	H	Houston Baptist	77 44
-----															
LAST 12 Division I GAMES:															
159	H	Grambling	86 40	73	A	Kansas	72 62	157	H	Texas Tech	65 57	103	A	West Virginia	58 67
170	H	Oral Roberts	89 69	63	H	TCU	75 71	23	A	Texas	51 60	268	A	Wichita St.	60 47
57	A	UCLA	59 71	23	A	Texas	51 60								
323	H	Houston Baptist	77 44												
45	H	Tennessee	63 76												
136	H	Texas St.	66 55												

Non-Div I Games:

Oklahoma St.

Average RPI Win:	194	WON-LOST	WINNING	LAST 10	STRENGTH OF	OPP. STRENGTH	TEAM	ADJ.	CONF.	ADJ CONF.
Average RPI Loss:	100	RECORD	PCT. RANK	GAMES	SCHEDULE	OF SCHEDULE	RPI	RPI	RPI	RPI
DIV. I ONLY	13- 5	58	7-3	103	160	55	55	16	16	
DIV. I NON-CONF.	9- 3	61	0- 1	28	196	26	26	19	19	
-----										
TOTALS	RPI 1-25	RPI 26-50	W-L RECORDS	RPI 51-100	RPI 101-150	RPI 150+				
13- 5	0- 1	0- 1	OVERALL	1- 1	4- 1	8- 1				
6- 1	0- 0	0- 0	HOME	0- 1	1- 0	5- 0				
5- 3	0- 1	0- 0	AWAY	1- 0	2- 1	2- 1				
2- 1	0- 0	0- 1	NEUTRAL	0- 0	1- 0	1- 0				
9- 3	0- 1	0- 1	NON-CONFERENCE	1- 1	3- 0	5- 0				
4- 1	0- 0	0- 0	HOME	0- 1	1- 0	3- 0				
3- 1	0- 1	0- 0	AWAY	1- 0	1- 0	1- 0				
2- 1	0- 0	0- 1	NEUTRAL	0- 0	1- 0	1- 0				
4- 2	0- 0	0- 0	CONFERENCE	0- 0	1- 1	3- 1				
2- 0	0- 0	0- 0	HOME	0- 0	0- 0	2- 0				
2- 2	0- 0	0- 0	AWAY	0- 0	1- 1	1- 1				
0- 0	0- 0	0- 0	NEUTRAL	0- 0	0- 0	0- 0				

RPI 1-25				RPI 26-50				RPI 51-100				Team's RPI : 55				RPI 101+			
RPI	S	Opponent	Score	RPI	S	Opponent	Score	RPI	S	Opponent	Score	RPI	S	Opponent	Score	RPI	S	Opponent	Score
7	A	NC State	56 85	46	N	Saint Mary's (CA)	65 83	85	A	Tulane	56 48	105	N	Tennessee Tech	80 73				
								98	H	Virginia	67 73	110	A	Western Ky.	60 75				
												114	A	Cincinnati	76 72				
												126	H	VCU	60 57				
												135	A	Louisiana Tech	70 59				
												151	H	William & Mary	83 69				
												197	N	Jacksonville	78 76				
												211	A	Southern Miss.	53 50				
												235	A	Campbell	83 59				
												241	A	Marshall	48 57				
												254	H	Norfolk St.	69 53				
												289	H	Fla. Atlantic	87 53				
												304	H	Coppin St.	81 51				
												311	H	FIU	95 68				
LAST 12 Division I GAMES:																			
110	A	Western Ky.	60 75	46	N	Saint Mary's (CA)	65 83	211	A	Southern Miss.	53 50								
241	A	Marshall	48 57					135	A	Louisiana Tech	70 59								
304	H	Coppin St.	81 51					311	H	FIU	95 68								
85	A	Tulane	56 48					289	H	Fla. Atlantic	87 53								
126	H	VCU	60 57					7	A	NC State	56 85								
151	H	William & Mary	83 69																

Non-Div I Games:

Old Dominion

■ Loss, 
 ■ Non-Conf, 
 ■ S Site, 
 ■ H Home 
 ■ A Away 
 N Neutral

Average RPI Win:	239	WON-LOST	WINNING	LAST 10	STRENGTH OF	OPP. STRENGTH	TEAM	ADJ.	CONF.	ADJ CONF.
Average RPI Loss:	83	RECORD	PCT. RANK	GAMES	SCHEDULE	OF SCHEDULE	RPI	RPI	RPI	RPI
DIV. I ONLY	8- 11	219	5-5	86	138	194	194	6	6	
DIV. I NON-CONF.	6- 8	199	0- 0	151	220	252	252	6	6	
-----										
TOTALS	RPI 1-25	RPI 26-50	W-L RECORDS	RPI 51-100	RPI 101-150	RPI 150+				
8- 11	1- 1	0- 4	OVERALL	0- 2	0- 2	7- 2				
7- 6	0- 0	0- 2	HOME	0- 2	0- 0	7- 2				
1- 2	1- 0	0- 1	AWAY	0- 0	0- 1	0- 0				
0- 3	0- 1	0- 1	NEUTRAL	0- 0	0- 1	0- 0				
6- 8	0- 1	0- 1	NON-CONFERENCE	0- 2	0- 2	6- 2				
6- 4	0- 0	0- 0	HOME	0- 2	0- 0	6- 2				
0- 1	0- 0	0- 0	AWAY	0- 0	0- 1	0- 0				
0- 3	0- 1	0- 1	NEUTRAL	0- 0	0- 1	0- 0				
2- 3	1- 0	0- 3	CONFERENCE	0- 0	0- 0	1- 0				
1- 2	0- 0	0- 2	HOME	0- 0	0- 0	1- 0				
1- 1	1- 0	0- 1	AWAY	0- 0	0- 0	0- 0				
0- 0	0- 0	0- 0	NEUTRAL	0- 0	0- 0	0- 0				

RPI 1-25				RPI 26-50				RPI 51-100				RPI 101+ Team's RPI: 194			
RPI	S	Opponent	Score	RPI	S	Opponent	Score	RPI	S	Opponent	Score	RPI	S	Opponent	Score
8	N	UConn	50 90	33	N	Purdue	59 70	63	H	TCU	50 55	106	N	St. John's (NY)	59 64
24	A	Kentucky	55 49	34	A	Missouri	55 78	89	H	Troy	54 71	135	A	Louisiana Tech	71 80
				47	H	LSU	41 55					154	H	IUPUI	58 66
				50	H	Arkansas	55 85					195	H	Jacksonville St.	49 60
												213	H	Florida	76 66
												231	H	Temple	62 55
												254	H	Norfolk St.	60 42
												264	H	Louisiana	79 57
												292	H	Western Mich.	69 66
												298	H	North Florida	82 69
												339	H	Savannah St.	74 51
-----															
LAST 12 Division I GAMES:															
298	H	North Florida	82 69	213	H	Florida	76 66								
89	H	Troy	54 71	24	A	Kentucky	55 49								
135	A	Louisiana Tech	71 80	47	H	LSU	41 55								
264	H	Louisiana	79 57	50	H	Arkansas	55 85								
339	H	Savannah St.	74 51	34	A	Missouri	55 78								
195	H	Jacksonville St.	49 60	63	H	TCU	50 55								

Non-Div I Games:

Ole Miss



Average RPI Win:	319	WON-LOST	WINNING	LAST 10	STRENGTH OF	OPP. STRENGTH	TEAM	ADJ.	CONF.	ADJ CONF.
Average RPI Loss:	142	RECORD	PCT. RANK	GAMES	SCHEDULE	OF SCHEDULE	RPI	RPI	RPI	RPI
DIV. I ONLY	5- 12	270	2-8	266	252	300	300	18	18	
DIV. I NON-CONF.	4- 7	228	1- 0	287	274	282	282	16	16	
-----										
TOTALS	RPI 1-25	RPI 26-50	W-L RECORDS	RPI 51-100	RPI 101-150	RPI 150+				
5- 12	0- 0	0- 2	OVERALL	0- 2	0- 1	5- 7				
3- 5	0- 0	0- 1	HOME	0- 0	0- 1	3- 3				
1- 6	0- 0	0- 1	AWAY	0- 2	0- 0	1- 3				
1- 1	0- 0	0- 0	NEUTRAL	0- 0	0- 0	1- 1				
4- 7	0- 0	0- 1	NON-CONFERENCE	0- 2	0- 0	4- 4				
2- 2	0- 0	0- 0	HOME	0- 0	0- 0	2- 2				
1- 4	0- 0	0- 1	AWAY	0- 2	0- 0	1- 1				
1- 1	0- 0	0- 0	NEUTRAL	0- 0	0- 0	1- 1				
1- 5	0- 0	0- 1	CONFERENCE	0- 0	0- 1	1- 3				
1- 3	0- 0	0- 1	HOME	0- 0	0- 1	1- 1				
0- 2	0- 0	0- 0	AWAY	0- 0	0- 0	0- 2				
0- 0	0- 0	0- 0	NEUTRAL	0- 0	0- 0	0- 0				

RPI 1-25				RPI 26-50				RPI 51-100				RPI 101+				Team's RPI: 300	
RPI	S	Opponent	Score	RPI	S	Opponent	Score	RPI	S	Opponent	Score	RPI	S	Opponent	Score		
27	H	South Dakota	49 80	42	A	Kansas St.	46 61	67	A	Creighton	51 66	150	H	Denver	68 95		
								79	A	UNI	50 79	152	A	Montana St.	56 59		
												155	H	CSUN	52 64		
												170	H	Oral Roberts	56 71		
												173	H	Bradley	60 80		
												217	A	North Dakota	57 68		
												235	N	Campbell	52 65		
												239	A	Western Ill.	70 78		
												270	H	CSU Bakersfield	53 46		
												310	H	North Dakota St.	78 61		
												330	A	Detroit Mercy	51 42		
												340	H	USC Upstate	96 69		
												346	N	Florida A&M	57 50		
LAST 12 Division I GAMES:																	
170	H	Oral Roberts	56 71	346	N	Florida A&M	57 50										
150	H	Denver	68 95	27	H	South Dakota	49 80										
79	A	UNI	50 79	239	A	Western Ill.	70 78										
152	A	Montana St.	56 59	217	A	North Dakota	57 68										
173	H	Bradley	60 80	310	H	North Dakota St.	78 61										
270	H	CSU Bakersfield	53 46	67	A	Creighton	51 66										

Non-Div I Games: Graceland (IA) 81 39

Omaha

# Oral Roberts

Through Games Of Jan. 22, 2019

Average RPI Win:	244	WON-LOST	WINNING	LAST 10	STRENGTH OF	OPP. STRENGTH	TEAM	ADJ.	CONF.	ADJ CONF.
Average RPI Loss:	88	RECORD	PCT. RANK	GAMES	SCHEDULE	OF SCHEDULE	RPI	RPI	RPI	RPI

DIV. I ONLY	8- 10	203	5-5	150	143	170	170	18	18
DIV. I NON-CONF.	5- 6	177	0- 0	103	94	117	117	16	16
-----									
TOTALS	RPI 1-25	RPI 26-50	W-L RECORDS	RPI 51-100	RPI 101-150	RPI 150+			
8- 10	0- 1	0- 3	OVERALL	0- 2	1- 3	7- 1			
3- 4	0- 0	0- 1	HOME	0- 0	0- 2	3- 1			
5- 6	0- 1	0- 2	AWAY	0- 2	1- 1	4- 0			
0- 0	0- 0	0- 0	NEUTRAL	0- 0	0- 0	0- 0			
5- 6	0- 1	0- 1	NON-CONFERENCE	0- 2	1- 2	4- 0			
2- 2	0- 0	0- 0	HOME	0- 0	0- 2	2- 0			
3- 4	0- 1	0- 1	AWAY	0- 2	1- 0	2- 0			
0- 0	0- 0	0- 0	NEUTRAL	0- 0	0- 0	0- 0			
3- 4	0- 0	0- 2	CONFERENCE	0- 0	0- 1	3- 1			
1- 2	0- 0	0- 1	HOME	0- 0	0- 0	1- 1			
2- 2	0- 0	0- 1	AWAY	0- 0	0- 1	2- 0			
0- 0	0- 0	0- 0	NEUTRAL	0- 0	0- 0	0- 0			

RPI 1-25				RPI 26-50				RPI 51-100				RPI 101+ Team's RPI: 170			
RPI	S	Opponent	Score	RPI	S	Opponent	Score	RPI	S	Opponent	Score	RPI	S	Opponent	Score
12	A	Iowa	77 90	26	A	South Dakota St.	55 68	64	A	Oklahoma St.	69 89	124	H	UT Arlington	62 80
				27	H	South Dakota	72 76	73	A	Kansas	58 70	133	H	Tulsa	68 76
				50	A	Arkansas	61 74					136	A	Texas St.	81 64
												150	A	Denver	76 93
												193	H	UMKC	75 64
												210	H	Southern Utah	64 59
												215	A	Sam Houston St.	73 62
												217	H	North Dakota	67 75
												239	H	Western Ill.	68 64
												300	A	Omaha	71 56
												323	A	Houston Baptist	74 56
												338	A	Purdue Fort Wayne	72 61
-----															
LAST 12 Division I GAMES:															
				217	H	North Dakota	67 75	150	A	Denver	76 93				
				300	A	Omaha	71 56	27	H	South Dakota	72 76				
				64	A	Oklahoma St.	69 89	26	A	South Dakota St.	55 68				
				323	A	Houston Baptist	74 56	338	A	Purdue Fort Wayne	72 61				
				215	A	Sam Houston St.	73 62	239	H	Western Ill.	68 64				
				124	H	UT Arlington	62 80	210	H	Southern Utah	64 59				

Non-Div I Games: Harris-Stowe 74 46 Cent. Christian (KS) 47

Oral Roberts

Loss, Non-Conf, S Site, H Home A Away N Neutral

Average RPI	Win:	92	WON-LOST	WINNING	LAST 10	STRENGTH OF	OPP. STRENGTH	TEAM	ADJ.	CONF.	ADJ CONF.
Average RPI	Loss:	28	RECORD	PCT. RANK	GAMES	SCHEDULE	OF SCHEDULE	RPI	RPI	RPI	RPI
DIV. I ONLY		16- 1		5	10-0	16	4	3	3	2	2
DIV. I NON-CONF.		10- 1		19	0- 0	15	31	2	2	2	2
-----											
TOTALS	RPI 1-25		RPI 26-50		W-L RECORDS	RPI 51-100		RPI 101-150		RPI 150+	
16- 1	3- 0		4- 1		OVERALL	3- 0		2- 0		4- 0	
10- 0	3- 0		1- 0		HOME	2- 0		2- 0		2- 0	
5- 1	0- 0		3- 1		AWAY	1- 0		0- 0		1- 0	
1- 0	0- 0		0- 0		NEUTRAL	0- 0		0- 0		1- 0	
10- 1	2- 0		3- 1		NON-CONFERENCE	0- 0		1- 0		4- 0	
6- 0	2- 0		1- 0		HOME	0- 0		1- 0		2- 0	
3- 1	0- 0		2- 1		AWAY	0- 0		0- 0		1- 0	
1- 0	0- 0		0- 0		NEUTRAL	0- 0		0- 0		1- 0	
6- 0	1- 0		1- 0		CONFERENCE	3- 0		1- 0		0- 0	
4- 0	1- 0		0- 0		HOME	2- 0		1- 0		0- 0	
2- 0	0- 0		1- 0		AWAY	1- 0		0- 0		0- 0	
0- 0	0- 0		0- 0		NEUTRAL	0- 0		0- 0		0- 0	

RPI	S	Opponent	Score	RPI	S	Opponent	Score	RPI	S	Opponent	Score	RPI	S	Opponent	Score
6	H	Syracuse	75 73	26	A	South Dakota St.	87 79	56	H	Arizona	93 60	112	H	Washington	84 71
9	H	Mississippi St.	82 74	28	A	Michigan St.	82 88	57	A	UCLA	72 52	148	H	UC Irvine	115 69
13	H	Arizona St.	77 71	36	H	Buffalo	102 82	91	H	Washington St.	98 58	153	A	Utah St.	88 58
				46	A	Saint Mary's (CA)	79 55					186	N	UC Riverside	94 44
				49	A	Southern California	93 53					219	H	Air Force	82 36
												260	H	Long Beach St.	110 48
-----															
LAST 12 Division I GAMES:															
112	H	Washington	84 71	56	H	Arizona	93 60								
148	H	UC Irvine	115 69	13	H	Arizona St.	77 71								
219	H	Air Force	82 36	57	A	UCLA	72 52								
9	H	Mississippi St.	82 74	49	A	Southern California	93 53								
26	A	South Dakota St.	87 79	91	H	Washington St.	98 58								
28	A	Michigan St.	82 88	260	H	Long Beach St.	110 48								

Non-Div I Games: Alas. Fairbanks 115 36

Oregon

Average RPI Win:	142	WON-LOST	WINNING	LAST 10	STRENGTH OF	OPP. STRENGTH	TEAM	ADJ.	CONF.	ADJ CONF.
Average RPI Loss:	15	RECORD	PCT. RANK	GAMES	SCHEDULE	OF SCHEDULE	RPI	RPI	RPI	RPI
DIV. I ONLY	15- 3	23	8-2	132	3	38	38	2	2	
DIV. I NON-CONF.	10- 2	37	0- 1	198	24	61	61	2	2	
-----										
TOTALS	RPI 1-25	RPI 26-50	W-L RECORDS	RPI 51-100	RPI 101-150	RPI 150+				
15- 3	1- 2	2- 1	OVERALL	4- 0	2- 0	6- 0				
10- 1	0- 1	1- 0	HOME	3- 0	1- 0	5- 0				
2- 0	0- 0	1- 0	AWAY	1- 0	0- 0	0- 0				
3- 2	1- 1	0- 1	NEUTRAL	0- 0	1- 0	1- 0				
10- 2	1- 1	1- 1	NON-CONFERENCE	1- 0	1- 0	6- 0				
7- 0	0- 0	1- 0	HOME	1- 0	0- 0	5- 0				
0- 0	0- 0	0- 0	AWAY	0- 0	0- 0	0- 0				
3- 2	1- 1	0- 1	NEUTRAL	0- 0	1- 0	1- 0				
5- 1	0- 1	1- 0	CONFERENCE	3- 0	1- 0	0- 0				
3- 1	0- 1	0- 0	HOME	2- 0	1- 0	0- 0				
2- 0	0- 0	1- 0	AWAY	1- 0	0- 0	0- 0				
0- 0	0- 0	0- 0	NEUTRAL	0- 0	0- 0	0- 0				

RPI 1-25				RPI 26-50				RPI 51-100				RPI 101+			
RPI	S	Opponent	Score	RPI	S	Opponent	Score	RPI	S	Opponent	Score	RPI	S	Opponent	Score
1	N	Notre Dame	81 91	31	N	Texas A&M	70 76	51	H	Duke	71 57	110	N	Western Ky.	74 60
13	H	Arizona St.	76 79	46	H	Saint Mary's (CA)	89 56	56	H	Arizona	86 64	112	H	Washington	78 67
18	N	South Carolina	70 68	49	A	Southern California	76 52	57	A	UCLA	83 73	174	H	Santa Clara	82 31
								91	H	Washington St.	76 69	176	N	Eastern Wash.	93 45
												270	H	CSU Bakersfield	92 52
												273	H	La Salle	100 46
												307	H	Cal Poly	79 54
												342	H	Ark. -Pine Bluff	89 33
-----															
LAST 12 Division I GAMES:															
57	A	UCLA	83 73	1	N	Notre Dame	81 91	18	N	South Carolina	70 68				
112	H	Washington	78 67					13	H	Arizona St.	76 79				
91	H	Washington St.	76 69					56	H	Arizona	86 64				
270	H	CSU Bakersfield	92 52					49	A	Southern California	76 52				
51	H	Duke	71 57												
31	N	Texas A&M	70 76					176	N	Eastern Wash.	93 45				

Non-Div I Games:

Oregon St.

Average RPI	Win:	208	WON-LOST	WINNING	LAST 10	STRENGTH OF	OPP. STRENGTH	TEAM	ADJ.	CONF.	ADJ CONF.
Average RPI	Loss:	27	RECORD	PCT. RANK	GAMES	SCHEDULE	OF SCHEDULE	RPI	RPI	RPI	RPI
DIV. I ONLY		12- 5		69	6-4	133	99	65	65	7	7
DIV. I NON-CONF.		7- 3		83	0- 0	208	159	87	87	7	7
-----											
TOTALS	RPI 1-25		RPI 26-50		W-L RECORDS	RPI 51-100		RPI 101-150		RPI 150+	
12- 5	0- 3		1- 1		OVERALL	1- 1		2- 0		8- 0	
6- 1	0- 1		1- 0		HOME	1- 0		0- 0		4- 0	
6- 3	0- 2		0- 0		AWAY	0- 1		2- 0		4- 0	
0- 1	0- 0		0- 1		NEUTRAL	0- 0		0- 0		0- 0	
7- 3	0- 1		0- 1		NON-CONFERENCE	1- 1		1- 0		5- 0	
4- 0	0- 0		0- 0		HOME	1- 0		0- 0		3- 0	
3- 2	0- 1		0- 0		AWAY	0- 1		1- 0		2- 0	
0- 1	0- 0		0- 1		NEUTRAL	0- 0		0- 0		0- 0	
5- 2	0- 2		1- 0		CONFERENCE	0- 0		1- 0		3- 0	
2- 1	0- 1		1- 0		HOME	0- 0		0- 0		1- 0	
3- 1	0- 1		0- 0		AWAY	0- 0		1- 0		2- 0	
0- 0	0- 0		0- 0		NEUTRAL	0- 0		0- 0		0- 0	

RPI 1-25				RPI 26-50				RPI 51-100				Team's RPI: 65	RPI 101+			
RPI	S	Opponent	Score	RPI	S	Opponent	Score	RPI	S	Opponent	Score		RPI	S	Opponent	Score
10	A	Gonzaga	65 88	30	N	Cal i forn i a	69 81	60	A	Lamar Uni versi ty	66 82		104	A	UC Davi s	83 80
17	A	UCF	57 64	46	H	Saint Mary's (CA)	76 67	78	H	Wyomi ng	70 64		129	A	Portl and	76 66
20	H	BYU	74 77										174	A	Santa Clara	74 70
													214	A	Cal St. Fullerton	72 64
													242	H	San Di ego	79 47
													251	A	San Franci sco	85 75
													297	H	UC Santa Barbara	69 53
													310	H	North Dakota St.	75 68
													320	A	San Jose St.	91 67
													336	H	Seattle U	75 61
-----																
LAST 12 Divi s i on I GAMES:																
129	A	Portl and	76 66	251	A	San Franci sco	85 75									
46	H	Saint Mary's (CA)	76 67	174	A	Santa Clara	74 70									
214	A	Cal St. Fullerton	72 64	242	H	San Di ego	79 47									
60	A	Lamar Uni versi ty	66 82	20	H	BYU	74 77									
17	A	UCF	57 64	10	A	Gonzaga	65 88									
297	H	UC Santa Barbara	69 53	336	H	Seattle U	75 61									

Non-Di v I Games:

Paci fi c

Average RPI Win: 234

Average RPI Loss: 43

WON-LOST  
RECORDWINNING  
PCT. RANKLAST 10  
GAMESSTRENGTH OF  
SCHEDULEOPP. STRENGTH  
OF SCHEDULETEAM  
RPIADJ.  
RPICONF.  
RPIADJ CONF.  
RPIDIV. I ONLY  
DIV. I NON-CONF.9- 3  
8- 346  
718-2  
0- 1214  
23897  
10882  
9782  
9711  
1011  
10

TOTALS

RPI 1-25

RPI 26-50

W-L RECORDS

RPI 51-100

RPI 101-150

RPI 150+

9- 3 0- 1  
3- 1 0- 0  
6- 1 0- 1  
0- 1 0- 00- 0  
0- 0  
0- 0  
0- 0OVERALL  
HOME  
AWAY  
NEUTRAL1- 2  
0- 1  
1- 0  
0- 11- 0  
0- 0  
1- 0  
0- 07- 0  
3- 0  
4- 0  
0- 08- 3 0- 1  
3- 1 0- 0  
5- 1 0- 1  
0- 1 0- 00- 0  
0- 0  
0- 0  
0- 0NON-CONFERENCE  
HOME  
AWAY  
NEUTRAL0- 2  
0- 1  
0- 0  
0- 11- 0  
0- 0  
1- 0  
0- 07- 0  
3- 0  
4- 0  
0- 01- 0 0- 0  
0- 0 0- 0  
1- 0 0- 0  
0- 0 0- 00- 0  
0- 0  
0- 0  
0- 0CONFERENCE  
HOME  
AWAY  
NEUTRAL1- 0  
0- 0  
1- 0  
0- 00- 0  
0- 0  
0- 0  
0- 00- 0  
0- 0  
0- 0  
0- 0

RPI 1-25

RPI 26-50

RPI 51-100

Team's RPI: 82

RPI 101+

RPI S Opponent Score  
1 A Notre Dame 55 75

RPI S Opponent Score

RPI S Opponent Score  
59 H Villanova 50 58  
68 N Maine 46 47  
88 A Princeton 66 60RPI S Opponent Score  
122 A Drexel 55 39  
196 A Navy 65 61  
244 A Stetson 75 53  
261 A Siena 58 51  
273 H La Salle 65 34  
278 H Saint Joseph's 65 45  
317 H NJIT 85 42  
329 A Iona 66 43

LAST 12 Division I GAMES:

273 H La Salle	65	34	59 H Villanova	50	58
68 N Maine	46	47	88 A Princeton	66	60
196 A Navy	65	61	244 A Stetson	75	53
317 H NJIT	85	42	122 A Drexel	55	39
278 H Saint Joseph's	65	45	329 A Iona	66	43
1 A Notre Dame	55	75	261 A Siena	58	51

Penn

Penn

Non-Div I Games:

Penn

Average RPI Win: 158

Average RPI Loss: 60

WON-LOST  
RECORDWINNING  
PCT. RANKLAST 10  
GAMESSTRENGTH OF  
SCHEDULEOPP. STRENGTH  
OF SCHEDULETEAM  
RPIADJ.  
RPICONF.  
RPIADJ CONF.  
RPIDIV. I ONLY  
DIV. I NON-CONF.9- 9  
7- 4165  
1094-6  
0- 022  
5983  
127111  
98111  
984  
54  
5

TOTALS

RPI 1-25

RPI 26-50

W-L RECORDS

RPI 51-100

RPI 101-150

RPI 150+

9- 9  
8- 5  
1- 4  
0- 00- 4  
0- 1  
0- 3  
0- 00- 2  
0- 1  
0- 1  
0- 0OVERALL  
HOME  
AWAY  
NEUTRAL2- 1  
2- 1  
0- 0  
0- 02- 2  
1- 2  
1- 0  
0- 05- 0  
5- 0  
0- 0  
0- 07- 4  
6- 3  
1- 1  
0- 00- 1  
0- 0  
0- 1  
0- 00- 1  
0- 1  
0- 0  
0- 0NON-CONFERENCE  
HOME  
AWAY  
NEUTRAL2- 0  
2- 0  
0- 0  
0- 02- 2  
1- 2  
1- 0  
0- 03- 0  
3- 0  
0- 0  
0- 02- 5  
2- 2  
0- 3  
0- 00- 3  
0- 1  
0- 2  
0- 00- 1  
0- 0  
0- 1  
0- 0CONFERENCE  
HOME  
AWAY  
NEUTRAL0- 1  
0- 1  
0- 0  
0- 00- 0  
0- 0  
0- 0  
0- 02- 0  
2- 0  
0- 0  
0- 0

RPI 1-25

RPI	S	Opponent	Score
16	A	Rutgers	61 74
22	A	Florida St.	58 87
25	A	Maryl and	67 79
25	H	Maryl and	61 77

RPI 26-50

RPI	S	Opponent	Score
29	A	Indiana	75 83
30	H	Cal i forni a	58 75

RPI 51-100

RPI	S	Opponent	Score
86	H	Provi dence	74 72
88	H	Princeton	79 71
99	H	Ohio St.	71 76

RPI 101+

Team's RPI: 111

RPI	S	Opponent	Score
125	H	Ameri can	80 59
141	A	Fordham	72 55
145	H	Stony Brook	70 81
149	H	Duquesne	58 64
164	H	Wi sconsi n	71 64
167	H	Illi noi s	62 48
197	H	Jacksonville	80 61
217	H	North Dakota	75 68
239	H	St. Bonaventure	80 65

LAST 12 Division I GAMES:

29	A	Indiana	75 83	25	A	Maryl and	67 79
25	H	Maryl and	61 77	99	H	Ohio St.	71 76
125	H	Ameri can	80 59	167	H	Illi noi s	62 48
239	H	St. Bonaventure	80 65	16	A	Rutgers	61 74
149	H	Duquesne	58 64	164	H	Wi sconsi n	71 64
197	H	Jacksonville	80 61	22	A	Florida St.	58 87

Non-Div I Games:

Penn St.

Average RPI Win:	242	WON-LOST	WINNING	LAST 10	STRENGTH OF	OPP. STRENGTH	TEAM	ADJ.	CONF.	ADJ CONF.
Average RPI Loss:	106	RECORD	PCT. RANK	GAMES	SCHEDULE	OF SCHEDULE	RPI	RPI	RPI	RPI
DIV. I ONLY	11- 6	90	6-4	293	106	161	161	7	7	
DIV. I NON-CONF.	6- 4	125	0- 0	346	163	233	233	7	7	
-----										
TOTALS	RPI 1-25	RPI 26-50	W-L RECORDS	RPI 51-100	RPI 101-150	RPI 150+				
11- 6	0- 2	0- 0	OVERALL	0- 1	2- 2	9- 1				
5- 1	0- 1	0- 0	HOME	0- 0	2- 0	3- 0				
4- 4	0- 1	0- 0	AWAY	0- 1	0- 2	4- 0				
2- 1	0- 0	0- 0	NEUTRAL	0- 0	0- 0	2- 1				
6- 4	0- 0	0- 0	NON-CONFERENCE	0- 1	0- 2	6- 1				
1- 0	0- 0	0- 0	HOME	0- 0	0- 0	1- 0				
3- 3	0- 0	0- 0	AWAY	0- 1	0- 2	3- 0				
2- 1	0- 0	0- 0	NEUTRAL	0- 0	0- 0	2- 1				
5- 2	0- 2	0- 0	CONFERENCE	0- 0	2- 0	3- 0				
4- 1	0- 1	0- 0	HOME	0- 0	2- 0	2- 0				
1- 1	0- 1	0- 0	AWAY	0- 0	0- 0	1- 0				
0- 0	0- 0	0- 0	NEUTRAL	0- 0	0- 0	0- 0				

RPI 1-25				RPI 26-50				RPI 51-100				RPI 101+ Team's RPI: 161			
RPI	S	Opponent	Score	RPI	S	Opponent	Score	RPI	S	Opponent	Score	RPI	S	Opponent	Score
10	H	Gonzaga	54 79					86	A	Provi dence	47 66	119	A	Idaho St.	63 65
20	A	BYU	58 83									127	A	Colorado	65 80
												129	H	Portl and	82 68
												132	H	Loyola Marymount	95 86
												174	H	Santa Clara	74 48
												238	N	Sacramento St.	113 97
												242	A	San Diego	74 55
												251	H	San Francis sco	69 50
												268	A	Hawai i	65 64
												273	N	La Salle	55 62
												279	N	Northern Ky.	51 46
												302	H	Weber St.	68 47
												307	A	Cal Poly	70 63
												336	A	Seattle U	78 64
LAST 12 Division I GAMES:															
10	H	Gonzaga	54 79	132	H	Loyola Marymount	95 86								
129	H	Portland	82 68	251	H	San Francisco	69 50								
279	N	Northern Ky.	51 46	174	H	Santa Clara	74 48								
273	N	La Salle	55 62	242	A	San Diego	74 55								
86	A	Provi dence	47 66	20	A	BYU	58 83								
119	A	Idaho St.	63 65	302	H	Weber St.	68 47								

Non-Div I Games:

Pepperdine



Average RPI Win:	166	WON-LOST	WINNING	LAST 10	STRENGTH OF	OPP. STRENGTH	TEAM	ADJ.	CONF.	ADJ CONF.
Average RPI Loss:	62	RECORD	PCT. RANK	GAMES	SCHEDULE	OF SCHEDULE	RPI	RPI	RPI	RPI
DIV. I ONLY	9- 10	189	4-6	19	39	90	90	1	1	
DIV. I NON-CONF.	9- 5	105	0- 0	88	101	91	91	1	1	
-----										
TOTALS	RPI 1-25	RPI 26-50	W-L RECORDS	RPI 51-100	RPI 101-150	RPI 150+				
9- 10	0- 4	1- 1	OVERALL	1- 2	4- 2	3- 1				
5- 6	0- 2	0- 1	HOME	0- 1	3- 2	2- 0				
2- 3	0- 2	0- 0	AWAY	1- 1	1- 0	0- 0				
2- 1	0- 0	1- 0	NEUTRAL	0- 0	0- 0	1- 1				
9- 5	0- 1	1- 0	NON-CONFERENCE	1- 1	4- 2	3- 1				
5- 3	0- 1	0- 0	HOME	0- 0	3- 2	2- 0				
2- 1	0- 0	0- 0	AWAY	1- 1	1- 0	0- 0				
2- 1	0- 0	1- 0	NEUTRAL	0- 0	0- 0	1- 1				
0- 5	0- 3	0- 1	CONFERENCE	0- 1	0- 0	0- 0				
0- 3	0- 1	0- 1	HOME	0- 1	0- 0	0- 0				
0- 2	0- 2	0- 0	AWAY	0- 0	0- 0	0- 0				
0- 0	0- 0	0- 0	NEUTRAL	0- 0	0- 0	0- 0				

RPI 1-25				RPI 26-50				RPI 51-100 Team's RPI: 90				RPI 101+			
RPI	S	Opponent	Score	RPI	S	Opponent	Score	RPI	S	Opponent	Score	RPI	S	Opponent	Score
1	A	Notre Dame	44 100	37	H	Clemson	59 65	77	H	Boston College	55 59	103	H	West Virginia	43 77
6	H	Syracuse	50 82	50	N	Arkansas	61 54	80	A	Northwestern	52 49	114	H	Cincinnati	65 48
7	A	NC State	34 63					83	A	Georgetown	41 70	117	H	UNCW	60 56
17	H	UCF	58 61									120	H	Youngstown St.	55 64
												141	H	Fordham	65 62
												149	A	Duquesne	66 58
												164	N	Wisconsin	42 57
												253	H	Saint Francis (PA)	78 75
												288	H	New Orleans	90 38
												301	N	Tennessee St.	78 56
LAST 12 Division I GAMES:															
149	A	Duquesne	66 58	37	H	Clemson	59 65	6	H	Syracuse	50 82	77	H	Boston College	55 59
253	H	Saint Francis (PA)	78 75	77	H	Boston College	55 59	7	A	NC State	34 63	1	A	Notre Dame	44 100
117	H	UNCW	60 56	7	A	NC State	34 63	301	N	Tennessee St.	78 56				
103	H	West Virginia	43 77	1	A	Notre Dame	44 100								
141	H	Fordham	65 62												
80	A	Northwestern	52 49												

Non-Div I Games:

Pittsburgh

Average RPI Win: 231	WON-LOST RECORD	WINNING PCT. RANK	LAST 10 GAMES	STRENGTH OF SCHEDULE	OPP. STRENGTH OF SCHEDULE	TEAM RPI	ADJ. RPI	CONF. RPI	ADJ CONF. RPI
Average RPI Loss: 87									
DIV. I ONLY	7- 9	207	3-7	49	203	129	129	7	7
DIV. I NON-CONF.	6- 3	91	0- 0	114	316	95	95	7	7
-----									
TOTALS	RPI 1-25	RPI 26-50	W-L RECORDS	RPI 51-100	RPI 101-150	RPI 150+			
7- 9	0- 2	0- 1	OVERALL	0- 2	0- 3	7- 1			
3- 3	0- 0	0- 1	HOME	0- 1	0- 1	3- 0			
4- 5	0- 2	0- 0	AWAY	0- 0	0- 2	4- 1			
0- 1	0- 0	0- 0	NEUTRAL	0- 1	0- 0	0- 0			
6- 3	0- 0	0- 0	NON-CONFERENCE	0- 1	0- 2	6- 0			
3- 1	0- 0	0- 0	HOME	0- 0	0- 1	3- 0			
3- 1	0- 0	0- 0	AWAY	0- 0	0- 1	3- 0			
0- 1	0- 0	0- 0	NEUTRAL	0- 1	0- 0	0- 0			
1- 6	0- 2	0- 1	CONFERENCE	0- 1	0- 1	1- 1			
0- 2	0- 0	0- 1	HOME	0- 1	0- 0	0- 0			
1- 4	0- 2	0- 0	AWAY	0- 0	0- 1	1- 1			
0- 0	0- 0	0- 0	NEUTRAL	0- 0	0- 0	0- 0			

RPI 1-25				RPI 26-50				RPI 51-100				RPI 101+ Team's RPI: 129			
RPI	S	Opponent	Score	RPI	S	Opponent	Score	RPI	S	Opponent	Score	RPI	S	Opponent	Score
10	A	Gonzaga	71 97	46	H	Saint Mary's (CA)	91 98	56	N	Arizona	70 92	132	A	Loyola Marymount	58 76
20	A	BYU	71 79					65	H	Paci fi c	66 76	143	A	Portland St.	79 92
												148	H	UC Irvine	69 84
												153	H	Utah St.	61 54
												161	A	Pepperdi ne	68 82
												214	H	Cal St. Fullerton	83 74
												218	A	Utah Valley	65 60
												219	H	Air Force	79 60
												242	A	San Diego	69 60
												268	A	Hawaii	72 65
												302	A	Weber St.	89 73
-----															
LAST 12 Division I GAMES:															
132	A	Loyola Marymount	58 76	20	A	BYU	71 79	242	A	San Diego	69 60	10	A	Gonzaga	71 97
161	A	Pepperdi ne	68 82	46	H	Saint Mary's (CA)	91 98	65	H	Paci fi c	66 76	143	A	Portland St.	79 92
219	H	Air Force	79 60	61	54			214	H	Cal St. Fullerton	83 74	153	H	Utah St.	61 54
148	H	UC Irvine	69 84												

Non-Div I Games: Warner Paci fi c 98 63 Willamette 82 27

Portland

Average RPI Win:	232	WON-LOST	WINNING	LAST 10	STRENGTH OF	OPP. STRENGTH	TEAM	ADJ.	CONF.	ADJ CONF.
Average RPI Loss:	128	RECORD	PCT. RANK	GAMES	SCHEDULE	OF SCHEDULE	RPI	RPI	RPI	RPI
DIV. I ONLY	12- 2	18	8-2	328	186	143	143	15	15	
DIV. I NON-CONF.	7- 1	32	0- 0	342	212	183	183	12	12	
-----										
TOTALS	RPI 1-25	RPI 26-50	W-L RECORDS	RPI 51-100	RPI 101-150	RPI 150+				
12- 2	0- 0	0- 0	OVERALL	0- 0	3- 2	9- 0				
9- 1	0- 0	0- 0	HOME	0- 0	3- 1	6- 0				
3- 1	0- 0	0- 0	AWAY	0- 0	0- 1	3- 0				
0- 0	0- 0	0- 0	NEUTRAL	0- 0	0- 0	0- 0				
7- 1	0- 0	0- 0	NON-CONFERENCE	0- 0	2- 1	5- 0				
5- 1	0- 0	0- 0	HOME	0- 0	2- 1	3- 0				
2- 0	0- 0	0- 0	AWAY	0- 0	0- 0	2- 0				
0- 0	0- 0	0- 0	NEUTRAL	0- 0	0- 0	0- 0				
5- 1	0- 0	0- 0	CONFERENCE	0- 0	1- 1	4- 0				
4- 0	0- 0	0- 0	HOME	0- 0	1- 0	3- 0				
1- 1	0- 0	0- 0	AWAY	0- 0	0- 1	1- 0				
0- 0	0- 0	0- 0	NEUTRAL	0- 0	0- 0	0- 0				

RPI 1-25				RPI 26-50				RPI 51-100				RPI 101+ Team's RPI: 143			
RPI	S	Opponent	Score	RPI	S	Opponent	Score	RPI	S	Opponent	Score	RPI	S	Opponent	Score
												104	H	UC Davis	65 50
												108	A	Northern Colo.	63 79
												129	H	Portland	92 79
												146	H	Montana	78 60
												148	H	UC Irvine	68 73
												152	H	Montana St.	55 53
												210	H	Southern Utah	63 49
												229	H	UNLV	58 49
												255	H	Northern Ariz.	72 55
												265	A	UTEP	89 61
												302	A	Weber St.	77 59
												320	H	San Jose St.	80 51
												336	H	Seattle U	68 43
												337	A	Grand Canyon	60 55
-----															
LAST 12 Division I GAMES:															
				108	A	Northern Colo.	63 79	255	H	Northern Ariz.	72 55				
				148	H	UC Irvine	68 73	210	H	Southern Utah	63 49				
				229	H	UNLV	58 49	302	A	Weber St.	77 59				
				337	A	Grand Canyon	60 55	146	H	Montana	78 60				
				265	A	UTEP	89 61	152	H	Montana St.	55 53				
				129	H	Portland	92 79	336	H	Seattle U	68 43				

Non-Div I Games: Warner Pacific 102 49

Portland St.

Average RPI Win:	284	WON-LOST	WINNING	LAST 10	STRENGTH OF	OPP. STRENGTH	TEAM	ADJ.	CONF.	ADJ CONF.
Average RPI Loss:	115	RECORD	PCT. RANK	GAMES	SCHEDULE	OF SCHEDULE	RPI	RPI	RPI	RPI

DIV. I ONLY	4- 9	268	3-7	139	228	205	205	30	30
DIV. I NON-CONF.	1- 7	319	0- 0	12	142	178	178	26	26
TOTALS	RPI 1-25	RPI 26-50	W-L RECORDS	RPI 51-100	RPI 101-150	RPI 150+			
4- 9	0- 1	0- 2	OVERALL	0- 1	0- 2	4- 3			
1- 3	0- 0	0- 0	HOME	0- 0	0- 1	1- 2			
2- 6	0- 1	0- 2	AWAY	0- 1	0- 1	2- 1			
1- 0	0- 0	0- 0	NEUTRAL	0- 0	0- 0	1- 0			
1- 7	0- 1	0- 2	NON-CONFERENCE	0- 1	0- 2	1- 1			
0- 1	0- 0	0- 0	HOME	0- 0	0- 1	0- 0			
0- 6	0- 1	0- 2	AWAY	0- 1	0- 1	0- 1			
1- 0	0- 0	0- 0	NEUTRAL	0- 0	0- 0	1- 0			
3- 2	0- 0	0- 0	CONFERENCE	0- 0	0- 0	3- 2			
1- 2	0- 0	0- 0	HOME	0- 0	0- 0	1- 2			
2- 0	0- 0	0- 0	AWAY	0- 0	0- 0	2- 0			
0- 0	0- 0	0- 0	NEUTRAL	0- 0	0- 0	0- 0			

RPI	S	Opponent	Score	RPI	S	Opponent	Score	RPI	S	Opponent	Score	RPI	S	Opponent	Score	Team's RPI: 205
14	A	Iowa St.	46 94	31	A	Texas A&M	57 70	64	A	Oklahoma St.	50 70	101	H	Rice	58 68	
				50	A	Arkansas	44 71					127	A	Colorado	38 79	
												159	H	Grambling	63 64	
												182	A	Southern U.	55 54	
												245	H	Texas Southern	44 52	
												248	A	UTRGV	50 57	
												271	N	A&M-Corpus Christi	67 59	
												334	H	Jackson St.	76 57	
												350	A	Alcorn	82 61	
LAST 12 Division I GAMES:																
31	A	Texas A&M	57 70	159	H	Grambling	63 64	334	H	Jackson St.	76 57	245	H	Texas Southern	44 52	
14	A	Iowa St.	46 94	350	A	Alcorn	82 61	182	A	Southern U.	55 54	248	A	UTRGV	50 57	
50	A	Arkansas	44 71													
127	A	Colorado	38 79													
101	H	Rice	58 68													
271	N	A&M-Corpus Christi	67 59													

Non-Div I Games: Jarvis Christian 117 32 Arlington Baptist 105 31

Prairie View

Average RPI Win:	313	WON-LOST	WINNING	LAST 10	STRENGTH OF	OPP. STRENGTH	TEAM	ADJ.	CONF.	ADJ CONF.
Average RPI Loss:	187	RECORD	PCT. RANK	GAMES	SCHEDULE	OF SCHEDULE	RPI	RPI	RPI	RPI
DIV. I ONLY	4- 13	298	3-7	296	288	325	325	28	28	
DIV. I NON-CONF.	2- 9	297	0- 0	292	242	324	324	29	29	
-----										
TOTALS	RPI 1-25	RPI 26-50	W-L RECORDS	RPI 51-100	RPI 101-150	RPI 150+				
4- 13	0- 0	0- 1	OVERALL	0- 0	0- 5	4- 7				
3- 3	0- 0	0- 0	HOME	0- 0	0- 0	3- 3				
1- 10	0- 0	0- 1	AWAY	0- 0	0- 5	1- 4				
0- 0	0- 0	0- 0	NEUTRAL	0- 0	0- 0	0- 0				
2- 9	0- 0	0- 1	NON-CONFERENCE	0- 0	0- 3	2- 5				
1- 2	0- 0	0- 0	HOME	0- 0	0- 0	1- 2				
1- 7	0- 0	0- 1	AWAY	0- 0	0- 3	1- 3				
0- 0	0- 0	0- 0	NEUTRAL	0- 0	0- 0	0- 0				
2- 4	0- 0	0- 0	CONFERENCE	0- 0	0- 2	2- 2				
2- 1	0- 0	0- 0	HOME	0- 0	0- 0	2- 1				
0- 3	0- 0	0- 0	AWAY	0- 0	0- 2	0- 1				
0- 0	0- 0	0- 0	NEUTRAL	0- 0	0- 0	0- 0				

RPI	S	Opponent	Score	RPI	S	Opponent	Score	RPI	S	Opponent	Score	RPI	S	Opponent	Score
45	A	Tennessee	49 97									117	A	UNCW	48 63
												121	A	Georgia	59 83
												139	A	High Point	40 79
												142	A	Radford	49 59
												147	A	Davidson	56 83
												171	A	Vanderbilt	43 78
												226	A	Samford	54 75
												235	A	Campbell	46 51
												246	A	Furman	68 76
												247	H	Gardner-Webb	58 66
												272	H	Wofford	61 50
												284	H	Ga. Southern	68 69
												296	A	Col. of Charleston	71 65
												306	H	South Carolina St.	48 57
												340	H	USC Upstate	70 54
												345	H	Longwood	81 66
LAST 12 Division I GAMES:															
235	A	Campbell	46 51	142	A	Radford	49 59								
246	A	Furman	68 76	247	H	Gardner-Webb	58 66								
121	A	Georgia	59 83	340	H	USC Upstate	70 54								
296	A	Col. of Charleston	71 65	139	A	High Point	40 79								
147	A	Davidson	56 83	345	H	Longwood	81 66								
284	H	Ga. Southern	68 69	226	A	Samford	54 75								

Non-Div I Games:

Presbyterian

Princeton				Through Games Of Jan. 22, 2019							
Average RPI	Win:	185	WON-LOST	WINNING	LAST 10	STRENGTH OF	OPP. STRENGTH	TEAM	ADJ.	CONF.	ADJ CONF.
Average RPI	Loss:	77	RECORD	PCT. RANK	GAMES	SCHEDULE	OF SCHEDULE	RPI	RPI	RPI	RPI
DIV. I ONLY		8- 8	165	7-3	54	94	88	88	11	11	
DIV. I NON-CONF.		8- 7	160	0- 0	75	75	76	76	10	10	
-----											
TOTALS	RPI 1-25		RPI 26-50		W-L RECORDS		RPI 51-100		RPI 101-150		RPI 150+
8- 8	0- 1		0- 2		OVERALL		2- 3		2- 1		4- 1
3- 2	0- 0		0- 0		HOME		1- 2		2- 0		0- 0
5- 3	0- 0		0- 0		AWAY		1- 1		0- 1		4- 1
0- 3	0- 1		0- 2		NEUTRAL		0- 0		0- 0		0- 0
8- 7	0- 1		0- 2		NON-CONFERENCE		2- 2		2- 1		4- 1
3- 1	0- 0		0- 0		HOME		1- 1		2- 0		0- 0
5- 3	0- 0		0- 0		AWAY		1- 1		0- 1		4- 1
0- 3	0- 1		0- 2		NEUTRAL		0- 0		0- 0		0- 0
0- 1	0- 0		0- 0		CONFERENCE		0- 1		0- 0		0- 0
0- 1	0- 0		0- 0		HOME		0- 1		0- 0		0- 0
0- 0	0- 0		0- 0		AWAY		0- 0		0- 0		0- 0
0- 0	0- 0		0- 0		NEUTRAL		0- 0		0- 0		0- 0

RPI 1-25				RPI 26-50				RPI 51-100 Team's RPI: 88				RPI 101+			
RPI	S	Opponent	Score	RPI	S	Opponent	Score	RPI	S	Opponent	Score	RPI	S	Opponent	Score
6	N	Syracuse	61 92	42	N	Kansas St.	61 80	59	A	Villanova	46 67	111	A	Penn St.	71 79
				43	N	DePaul	67 82	69	H	Quinnipiac	54 42	134	H	Marist	60 57
								74	H	Seton Hall	66 70	147	H	Davidson	65 57
								82	H	Penn	60 66	198	A	George Washington	49 64
								94	A	Hartford	75 38	203	A	Rider	89 65
												249	A	Monmouth	79 47
												274	A	St. Francis Brooklyn	83 64
												308	A	New Hampshire	90 42
-----															
LAST 12 Division I GAMES:															
249	A	Monmouth	79 47	82	H	Penn	60 66								
69	H	Quinnipiac	54 42	308	A	New Hampshire	90 42								
147	H	Davidson	65 57	94	A	Hartford	75 38								
59	A	Villanova	46 67	274	A	St. Francis Brooklyn	83 64								
42	N	Kansas St.	61 80	134	H	Marist	60 57								
6	N	Syracuse	61 92	43	N	DePaul	67 82								

Non-Div I Games:

Princeton

Average RPI	Win:	170	WON-LOST	WINNING	LAST 10	STRENGTH OF	OPP. STRENGTH	TEAM	ADJ.	CONF.	ADJ CONF.
Average RPI	Loss:	78	RECORD	PCT. RANK	GAMES	SCHEDULE	OF SCHEDULE	RPI	RPI	RPI	RPI
DIV. I ONLY		12- 8		118	6-4	78	76	86	86	5	5
DIV. I NON-CONF.		8- 4		91	1- 0	199	150	126	126	4	4
<hr/>											
TOTALS	RPI 1-25		RPI 26-50		W-L RECORDS	RPI 51-100		RPI 101-150		RPI 150+	
12- 8	1- 1		0- 1		OVERALL	2- 4		2- 1		7- 1	
8- 3	1- 0		0- 0		HOME	1- 3		1- 0		5- 0	
3- 5	0- 1		0- 1		AWAY	1- 1		1- 1		1- 1	
1- 0	0- 0		0- 0		NEUTRAL	0- 0		0- 0		1- 0	
8- 4	0- 0		0- 0		NON-CONFERENCE	1- 2		1- 1		6- 1	
5- 2	0- 0		0- 0		HOME	0- 2		1- 0		4- 0	
2- 2	0- 0		0- 0		AWAY	1- 0		0- 1		1- 1	
1- 0	0- 0		0- 0		NEUTRAL	0- 0		0- 0		1- 0	
4- 4	1- 1		0- 1		CONFERENCE	1- 2		1- 0		1- 0	
3- 1	1- 0		0- 0		HOME	1- 1		0- 0		1- 0	
1- 3	0- 1		0- 1		AWAY	0- 1		1- 0		0- 0	
0- 0	0- 0		0- 0		NEUTRAL	0- 0		0- 0		0- 0	

RPI	S	Opponent	Score	RPI	S	Opponent	Score	RPI	S	Opponent	Score	RPI	S	Opponent	Score
15	A	Marquette	46 85	43	A	DePaul	62 88	54	H	Northeastern	59 65	106	A	St. John's (NY)	67 66
21	H	Butler	74 68					59	H	Villanova	67 61	111	A	Penn St.	72 74
								69	H	Quinnipiac	44 48	113	H	Yale	59 42
								74	A	Seton Hall	73 79	161	H	Pepperdine	66 47
								77	A	Boston College	61 57	172	A	Rhode Island	65 72
								83	H	Georgetown	52 68	175	H	Xavier	71 58
												209	H	Sacred Heart	62 52
												273	H	La Salle	77 47
												279	H	Northern Ky.	48 43
												280	N	Bryant	72 64
												290	A	UMass Lowell	71 47
<hr/>															
Team's RPI: 86															
LAST 12 Division I GAMES:															
59	H	Villanova	67 61	280	N	Bryant	72 64	175	H	Xavier	71 58				
83	H	Georgetown	52 68	21	H	Butler	74 68	74	A	Seton Hall	73 79				
43	A	DePaul	62 88	106	A	St. John's (NY)	67 66								
15	A	Marquette	46 85	161	H	Pepperdine	66 47								
273	H	La Salle	77 47												
279	H	Northern Ky.	48 43												

Non-Div I Games:

Providence

Average RPI Win: 144

Average RPI Loss: 59

WON-LOST  
RECORDWINNING  
PCT. RANKLAST 10  
GAMESSTRENGTH OF  
SCHEDULEOPP. STRENGTH  
OF SCHEDULETEAM  
RPIADJ.  
RPICONF.  
RPIADJ CONF.  
RPIDIV. I ONLY  
DIV. I NON-CONF.14- 6  
9- 475  
857-3  
0- 030  
7660  
11933  
6933  
694  
54  
5

TOTALS

RPI 1-25

RPI 26-50

W-L RECORDS

RPI 51-100

RPI 101-150

RPI 150+

14- 6

1- 3

2- 1

OVERALL

4- 0

0- 1

7- 1

11- 1

1- 1

2- 0

HOME

3- 0

0- 0

5- 0

2- 3

0- 1

0- 1

AWAY

1- 0

0- 0

1- 1

1- 2

0- 1

0- 0

NEUTRAL

0- 0

0- 1

1- 0

9- 4

0- 2

1- 1

NON-CONFERENCE

1- 0

0- 1

7- 0

7- 1

0- 1

1- 0

HOME

1- 0

0- 0

5- 0

1- 1

0- 0

0- 1

AWAY

0- 0

0- 0

1- 0

1- 2

0- 1

0- 0

NEUTRAL

0- 0

0- 1

1- 0

5- 2

1- 1

1- 0

CONFERENCE

3- 0

0- 0

0- 1

4- 0

1- 0

1- 0

HOME

2- 0

0- 0

0- 0

1- 2

0- 1

0- 0

AWAY

1- 0

0- 0

0- 1

0- 0

0- 0

0- 0

NEUTRAL

0- 0

0- 0

0- 0

RPI 1-25

RPI 26-50

Team's RPI: 33

RPI 51-100

RPI 101+

RPI	S	Opponent	Score
8	N	UConn	40 86
12	H	Iowa	62 57
16	A	Rutgers	63 65
18	H	South Carolina	73 82

RPI	S	Opponent	Score
29	H	Indiana	56 53
35	H	Miami (FL)	74 63
39	A	Ohio	73 80

RPI	S	Opponent	Score
61	H	Michigan	71 70
66	H	Harvard	66 65
80	A	Northwestern	57 54
99	H	Ohio St.	60 42

RPI	S	Opponent	Score
106	N	St. John's (NY)	62 68
164	A	Wisconsin	69 76
173	H	Bradley	74 61
187	A	Bail St.	80 38
194	N	Ole Miss	70 59
221	H	Loyola Chicago	65 41
239	H	Western Ill.	81 60
283	H	Albany (NY)	53 41
338	H	Purdue Fort Wayne	78 44

LAST 12 Division I GAMES:

164	A	Wisconsin	69 76	29	H	Indiana	56 53
99	H	Ohio St.	60 42	16	A	Rutgers	63 65
173	H	Bradley	74 61	80	A	Northwestern	57 54
283	H	Albany (NY)	53 41	12	H	Iowa	62 57
18	H	South Carolina	73 82	61	H	Michigan	71 70
221	H	Loyola Chicago	65 41	39	A	Ohio	73 80

Non-Div I Games:

Purdue

■ Loss, 
 ■ Non-Conf, 
 S Site, 
 ■ Home 
 ■ Away 
 N Neutral



Average RPI Win:	344	WON-LOST	WINNING	LAST 10	STRENGTH OF	OPP. STRENGTH	TEAM	ADJ.	CONF.	ADJ CONF.
Average RPI Loss:	190	RECORD	PCT. RANK	GAMES	SCHEDULE	OF SCHEDULE	RPI	RPI	RPI	RPI

DIV. I ONLY	1- 14	340	1-9	277	257	338	338	18	18
DIV. I NON-CONF.	1- 8	322	0- 0	301	328	341	341	16	16
-----									
TOTALS	RPI 1-25	RPI 26-50	W-L RECORDS	RPI 51-100	RPI 101-150	RPI 150+			
1- 14	0- 0	0- 3	OVERALL	0- 0	0- 0	1- 11			
0- 5	0- 0	0- 1	HOME	0- 0	0- 0	0- 4			
1- 9	0- 0	0- 2	AWAY	0- 0	0- 0	1- 7			
0- 0	0- 0	0- 0	NEUTRAL	0- 0	0- 0	0- 0			
1- 8	0- 0	0- 1	NON-CONFERENCE	0- 0	0- 0	1- 7			
0- 3	0- 0	0- 0	HOME	0- 0	0- 0	0- 3			
1- 5	0- 0	0- 1	AWAY	0- 0	0- 0	1- 4			
0- 0	0- 0	0- 0	NEUTRAL	0- 0	0- 0	0- 0			
0- 6	0- 0	0- 2	CONFERENCE	0- 0	0- 0	0- 4			
0- 2	0- 0	0- 1	HOME	0- 0	0- 0	0- 1			
0- 4	0- 0	0- 1	AWAY	0- 0	0- 0	0- 3			
0- 0	0- 0	0- 0	NEUTRAL	0- 0	0- 0	0- 0			

RPI S Opponent	RPI S Opponent	RPI S Opponent	RPI S Opponent	Team's RPI: 338
RPI 1-25	RPI 26-50	RPI 51-100	RPI 101+	
Score	Score	Score	Score	
26 H South Dakota St. 52 85	27 A South Dakota 51 69	33 A Purdue 44 78	170 H Oral Roberts 61 72	
			184 H Eastern Mi ch. 72 87	
			185 A Mi lwaukee 48 70	
			202 H SIUE 49 57	
			217 A North Dakota 60 79	
			221 A Loyol a Chi cago 67 81	
			239 A Western Ill. 59 73	
			250 A Eastern Ill. 63 72	
			292 A Western Mi ch. 61 69	
			309 H Valparai so 64 68	
			310 A North Dakota St. 54 70	
			344 A Evansvi l e 72 66	
LAST 12 Division I GAMES:				
310 A North Dakota St. 54 70	239 A Western Ill. 59 73	27 A South Dakota 51 69	170 H Oral Roberts 61 72	
309 H Valparai so 64 68	26 H South Dakota St. 52 85	217 A North Dakota 60 79	202 H SIUE 49 57	
184 H Eastern Mi ch. 72 87	344 A Evansvi l e 72 66			
185 A Mi lwaukee 48 70				
221 A Loyol a Chi cago 67 81				
202 H SIUE 49 57				

Non-Div I Games: Taylor (IN) 84 74 Goshen 86 45 Ind. -Kokomo 87 50

Purdue Fort Wayne

Average RPI Loss: 39

DIV. I ONLY	11- 6	90	7-3	76	112	69	69	27	27
DIV. I NON-CONF.	5- 6	177	1- 0	22	14	59	59	28	28
TOTALS	RPI 1-25	RPI 26-50	W-L RECORDS	RPI 51-100	RPI 101-150	RPI 150+			
11- 6	0- 3	0- 1	OVERALL	2- 2	2- 0	7- 0			
4- 2	0- 2	0- 0	HOME	0- 0	0- 0	4- 0			
6- 2	0- 0	0- 0	AWAY	2- 2	2- 0	2- 0			
1- 2	0- 1	0- 1	NEUTRAL	0- 0	0- 0	1- 0			
5- 6	0- 3	0- 1	NON-CONFERENCE	2- 2	1- 0	2- 0			
1- 2	0- 2	0- 0	HOME	0- 0	0- 0	1- 0			
3- 2	0- 0	0- 0	AWAY	2- 2	1- 0	0- 0			
1- 2	0- 1	0- 1	NEUTRAL	0- 0	0- 0	1- 0			
6- 0	0- 0	0- 0	CONFERENCE	0- 0	1- 0	5- 0			
3- 0	0- 0	0- 0	HOME	0- 0	0- 0	3- 0			
3- 0	0- 0	0- 0	AWAY	0- 0	1- 0	2- 0			
0- 0	0- 0	0- 0	NEUTRAL	0- 0	0- 0	0- 0			

RPI 1-25					
RPI	S	Opponent	Score		
17	H	UCF	45	47	
19	H	Central Mich.	52	67	
23	N	Texas	55	56	

RPI 26-50					
RPI	S	Opponent	Score		
34	N	Missouri	51	65	

RPI 51-100					
RPI	S	Opponent	Score		
52	A	Bucknell	58	75	
66	A	Harvard	72	67	
86	A	Providence	48	44	
88	A	Princeton	42	54	

Team's RPI : 69					
RPI	S	Opponent	Score		
122	A	Drexel	56	52	
134	A	Mari st	76	69	
187	N	Ball St.	69	66	
243	A	Niagara	96	55	
249	H	Monmouth	67	38	
282	H	Richmond	65	48	
293	A	Cani si us	55	42	
303	H	Saint Peter' s	90	45	
312	H	Fai rfi el d	81	36	

LAST 12 Division I GAMES:					
134	A	Mari st	76	69	
303	H	Saint Peter' s	90	45	
312	H	Fai rfi el d	81	36	
17	H	UCF	45	47	
282	H	Richmond	65	48	
88	A	Pri nceton	42	54	
187	N	Ball St.	69	66	
34	N	Missouri	51	65	
293	A	Cani si us	55	42	
243	A	Niagara	96	55	
249	H	Monmouth	67	38	
19	H	Central Mich.	52	67	

Qui nni pi ac

Average RPI Win: 237

Average RPI Loss: 123

WON-LOST  
RECORDWINNING  
PCT. RANKLAST 10  
GAMESSTRENGTH OF  
SCHEDULEOPP. STRENGTH  
OF SCHEDULETEAM  
RPIADJ.  
RPICONF.  
RPIADJ CONF.  
RPIDIV. I ONLY  
DIV. I NON-CONF.11- 6  
5- 590  
1628-2  
0- 0233  
123223  
107142  
118142  
11828  
2928  
29

TOTALS

RPI 1-25

RPI 26-50

W-L RECORDS

RPI 51-100

RPI 101-150

RPI 150+

11- 6

0- 1

0- 0

OVERALL

1- 2

2- 0

8- 3

6- 1

0- 0

0- 0

HOME

0- 0

1- 0

5- 1

4- 4

0- 1

0- 0

AWAY

1- 1

1- 0

2- 2

1- 1

0- 0

0- 0

NEUTRAL

0- 1

0- 0

1- 0

5- 5

0- 1

0- 0

NON-CONFERENCE

1- 2

1- 0

3- 2

2- 1

0- 0

0- 0

HOME

0- 0

0- 0

2- 1

2- 3

0- 1

0- 0

AWAY

1- 1

1- 0

0- 1

1- 1

0- 0

0- 0

NEUTRAL

0- 1

0- 0

1- 0

6- 1

0- 0

0- 0

CONFERENCE

0- 0

1- 0

5- 1

4- 0

0- 0

0- 0

HOME

0- 0

1- 0

3- 0

2- 1

0- 0

0- 0

AWAY

0- 0

0- 0

2- 1

0- 0

0- 0

0- 0

NEUTRAL

0- 0

0- 0

0- 0

RPI 1-25

RPI 26-50

RPI 51-100

RPI 101+

Team's RPI: 142

RPI	S	Opponent	Score
7	A	NC State	58 75

RPI	S	Opponent	Score

RPI	S	Opponent	Score
71	A	Virginia Tech	44 55
72	N	Nebraska	39 77
98	A	Virginia	57 44

RPI	S	Opponent	Score
126	A	VCU	54 49
139	H	High Point	80 58
162	H	Morehead St.	72 79
192	A	Hampton	54 68
200	H	UNC Asheville	60 46
231	N	Temple	56 50
232	H	ETSU	79 64
233	A	Mt. St. Mary's	77 89
276	H	Winthrop	70 49
306	H	South Carolina St.	61 31
325	H	Presbyterian	59 49
333	A	Charleston So.	67 41
345	A	Longwood	68 34

LAST 12 Division I GAMES:

139	H	High Point	80 58	325	H	Presbyterian	59 49
200	H	UNC Asheville	60 46	345	A	Longwood	68 34
233	A	Mt. St. Mary's	77 89	333	A	Charleston So.	67 41
126	A	VCU	54 49	276	H	Winthrop	70 49
162	H	Morehead St.	72 79	192	A	Hampton	54 68
98	A	Virginia	57 44	71	A	Virginia Tech	44 55

Radford

Radford

Non-Div I Games:

Shepherd

60 46

Radford

Loss, 
 Non-Conf, 
 S Site, 
 H Home
A Away 
 N Neutral

Average RPI Win:	216	WON-LOST	WINNING	LAST 10	STRENGTH OF	OPP. STRENGTH	TEAM	ADJ.	CONF.	ADJ CONF.
Average RPI Loss:	110	RECORD	PCT. RANK	GAMES	SCHEDULE	OF SCHEDULE	RPI	RPI	RPI	RPI
DIV. I ONLY	7- 10	222	2-8	105	170	172	172	17	17	
DIV. I NON-CONF.	5- 7	206	1- 0	48	174	143	143	17	17	
-----										
TOTALS	RPI 1-25	RPI 26-50	W-L RECORDS	RPI 51-100	RPI 101-150	RPI 150+				
7- 10	0- 1	0- 1	OVERALL	1- 3	0- 3	6- 2				
3- 5	0- 0	0- 0	HOME	1- 3	0- 1	2- 1				
4- 5	0- 1	0- 1	AWAY	0- 0	0- 2	4- 1				
0- 0	0- 0	0- 0	NEUTRAL	0- 0	0- 0	0- 0				
5- 7	0- 1	0- 1	NON-CONFERENCE	1- 3	0- 1	4- 1				
3- 3	0- 0	0- 0	HOME	1- 3	0- 0	2- 0				
2- 4	0- 1	0- 1	AWAY	0- 0	0- 1	2- 1				
0- 0	0- 0	0- 0	NEUTRAL	0- 0	0- 0	0- 0				
2- 3	0- 0	0- 0	CONFERENCE	0- 0	0- 2	2- 1				
0- 2	0- 0	0- 0	HOME	0- 0	0- 1	0- 1				
2- 1	0- 0	0- 0	AWAY	0- 0	0- 1	2- 0				
0- 0	0- 0	0- 0	NEUTRAL	0- 0	0- 0	0- 0				

RPI 1-25				RPI 26-50				RPI 51-100				RPI 101+				Team's RPI: 172
RPI	S	Opponent	Score	RPI	S	Opponent	Score	RPI	S	Opponent	Score	RPI	S	Opponent	Score	
24	A	Kentucky	52 75	37	A	Clemson	67 80	66	H	Harvard	47 80	107	A	Minnesota	71 91	
								77	H	Boston College	64 88	126	A	VCU	39 74	
								86	H	Providence	72 65	147	H	Davidson	67 77	
								94	H	Hartford	51 65	198	H	George Washington	59 64	
												204	H	Brown	72 67	
												208	A	Saint Louis	68 56	
												217	H	North Dakota	77 63	
												228	A	Holy Cross	65 73	
												237	A	Robert Morris	46 41	
												275	A	Vermont	61 58	
												282	A	Richmond	66 60	
LAST 12 Division I GAMES:																
282	A	Richmond	66 60	204	H	Brown	72 67									
66	H	Harvard	47 80	126	A	VCU	39 74									
107	A	Minnesota	71 91	208	A	Saint Louis	68 56									
94	H	Hartford	51 65	147	H	Davidson	67 77									
37	A	Clemson	67 80	198	H	George Washington	59 64									
24	A	Kentucky	52 75	86	H	Providence	72 65									

Non-Div I Games:

Rhode Island

Average RPI Win:	224	WON-LOST	WINNING	LAST 10	STRENGTH OF	OPP. STRENGTH	TEAM	ADJ.	CONF.	ADJ CONF.
Average RPI Loss:	44	RECORD	PCT. RANK	GAMES	SCHEDULE	OF SCHEDULE	RPI	RPI	RPI	RPI
DIV. I ONLY	14- 3	29	9-1	312	57	101	101	16	16	
DIV. I NON-CONF.	9- 3	61	0- 0	312	44	115	115	19	19	
-----										
TOTALS	RPI 1-25	RPI 26-50	W-L RECORDS	RPI 51-100	RPI 101-150	RPI 150+				
14- 3	0- 0	0- 2	OVERALL	1- 1	1- 0	12- 0				
8- 0	0- 0	0- 0	HOME	0- 0	0- 0	8- 0				
5- 2	0- 0	0- 1	AWAY	1- 1	1- 0	3- 0				
1- 1	0- 0	0- 1	NEUTRAL	0- 0	0- 0	1- 0				
9- 3	0- 0	0- 2	NON-CONFERENCE	1- 1	0- 0	8- 0				
5- 0	0- 0	0- 0	HOME	0- 0	0- 0	5- 0				
3- 2	0- 0	0- 1	AWAY	1- 1	0- 0	2- 0				
1- 1	0- 0	0- 1	NEUTRAL	0- 0	0- 0	1- 0				
5- 0	0- 0	0- 0	CONFERENCE	0- 0	1- 0	4- 0				
3- 0	0- 0	0- 0	HOME	0- 0	0- 0	3- 0				
2- 0	0- 0	0- 0	AWAY	0- 0	1- 0	1- 0				
0- 0	0- 0	0- 0	NEUTRAL	0- 0	0- 0	0- 0				

RPI 1-25				RPI 26-50				RPI 51-100				RPI 101+				Team's RPI: 101	
RPI	S	Opponent	Score	RPI	S	Opponent	Score	RPI	S	Opponent	Score	RPI	S	Opponent	Score		
				31	A	Texas A&M	54 65	57	A	UCLA	50 59	135	A	Louisiana Tech	61 51		
				44	N	North Carolina	50 71	100	A	Little Rock	79 65	177	H	Georgia St.	66 49		
												190	H	North Texas	64 52		
												205	A	Prairie View	68 58		
												207	N	Coastal Caro.	56 52		
												211	A	Southern Miss.	58 47		
												223	H	SMU	66 52		
												245	H	Texas Southern	76 71		
												252	H	UTSA	85 54		
												265	H	UTEP	76 42		
												288	H	New Orleans	67 56		
												315	A	Incarnate Word	74 63		
												319	H	McNeese	93 65		
LAST 12 Division I GAMES:																	
				315	A	Incarnate Word	74 63	190	H	North Texas	64 52						
				207	N	Coastal Caro.	56 52	265	H	UTEP	76 42						
				44	N	North Carolina	50 71	252	H	UTSA	85 54						
				223	H	SMU	66 52	135	A	Louisiana Tech	61 51						
				205	A	Prairie View	68 58	211	A	Southern Miss.	58 47						
				288	H	New Orleans	67 56	319	H	McNeese	93 65						

Non-Div I Games:

Rice

**R  
i  
c  
h  
m  
o  
n  
d**

R  
i  
c  
h  
m  
o  
n  
d

Ri chmond

Average RPI Win:	288	WON-LOST	WINNING	LAST 10	STRENGTH OF	OPP. STRENGTH	TEAM	ADJ.	CONF.	ADJ CONF.
Average RPI Loss:	143	RECORD	PCT. RANK	GAMES	SCHEDULE	OF SCHEDULE	RPI	RPI	RPI	RPI
DIV. I ONLY	10- 7	124	7-3	317	236	203	203	27	27	
DIV. I NON-CONF.	4- 7	228	0- 1	239	197	251	251	28	28	
-----										
TOTALS	RPI 1-25	RPI 26-50	W-L RECORDS	RPI 51-100	RPI 101-150	RPI 150+				
10- 7	0- 0	0- 0	OVERALL	0- 4	0- 0	10- 3				
4- 3	0- 0	0- 0	HOME	0- 2	0- 0	4- 1				
6- 3	0- 0	0- 0	AWAY	0- 1	0- 0	6- 2				
0- 1	0- 0	0- 0	NEUTRAL	0- 1	0- 0	0- 0				
4- 7	0- 0	0- 0	NON-CONFERENCE	0- 4	0- 0	4- 3				
2- 3	0- 0	0- 0	HOME	0- 2	0- 0	2- 1				
2- 3	0- 0	0- 0	AWAY	0- 1	0- 0	2- 2				
0- 1	0- 0	0- 0	NEUTRAL	0- 1	0- 0	0- 0				
6- 0	0- 0	0- 0	CONFERENCE	0- 0	0- 0	6- 0				
2- 0	0- 0	0- 0	HOME	0- 0	0- 0	2- 0				
4- 0	0- 0	0- 0	AWAY	0- 0	0- 0	4- 0				
0- 0	0- 0	0- 0	NEUTRAL	0- 0	0- 0	0- 0				

RPI 1-25				RPI 26-50				RPI 51-100				RPI 101+				Team's RPI: 203
RPI	S	Opponent	Score	RPI	S	Opponent	Score	RPI	S	Opponent	Score	RPI	S	Opponent	Score	
								52	A	Bucknell	59 80	196	H	Navy	60 66	
								77	N	Boston College	61 112	228	A	Holy Cross	61 71	
								83	H	Georgetown	49 79	233	H	Mt. St. Mary's	85 67	
								88	H	Princeton	65 89	249	A	Monmouth	55 43	
												256	A	Binghamton	62 57	
												261	A	Siena	55 52	
												275	A	Vermont	49 54	
												278	A	Saint Joseph's	56 54	
												303	H	Saint Peter's	60 38	
												312	H	Fairfield	62 59	
												317	H	NJIT	67 46	
												329	A	Iona	66 58	
												341	A	Manhattan	73 63	
-----																
LAST 12 Division I GAMES:																
				249	A	Monmouth	55 43					77	N	Boston College	61 112	
				312	H	Fairfield	62 59					341	A	Manhattan	73 63	
				83	H	Georgetown	49 79					303	H	Saint Peter's	60 38	
				52	A	Bucknell	59 80					329	A	Iona	66 58	
				256	A	Binghamton	62 57					261	A	Siena	55 52	
				196	H	Navy	60 66					317	H	NJIT	67 46	

Non-Div I Games:

Rider

Average RPI Win:	300	WON-LOST	WINNING	LAST 10	STRENGTH OF	OPP. STRENGTH	TEAM	ADJ.	CONF.	ADJ CONF.
Average RPI Loss:	128	RECORD	PCT. RANK	GAMES	SCHEDULE	OF SCHEDULE	RPI	RPI	RPI	RPI
DIV. I ONLY	8- 8	165	8-2	303	250	237	237	31	31	
DIV. I NON-CONF.	2- 8	293	0- 1	246	92	315	315	31	31	
-----										
TOTALS	RPI 1-25	RPI 26-50	W-L RECORDS	RPI 51-100	RPI 101-150	RPI 150+				
8- 8	0- 1	0- 0	OVERALL	0- 2	0- 2	8- 3				
4- 3	0- 0	0- 0	HOME	0- 2	0- 0	4- 1				
4- 4	0- 1	0- 0	AWAY	0- 0	0- 2	4- 1				
0- 1	0- 0	0- 0	NEUTRAL	0- 0	0- 0	0- 1				
2- 8	0- 1	0- 0	NON-CONFERENCE	0- 2	0- 2	2- 3				
2- 3	0- 0	0- 0	HOME	0- 2	0- 0	2- 1				
0- 4	0- 1	0- 0	AWAY	0- 0	0- 2	0- 1				
0- 1	0- 0	0- 0	NEUTRAL	0- 0	0- 0	0- 1				
6- 0	0- 0	0- 0	CONFERENCE	0- 0	0- 0	6- 0				
2- 0	0- 0	0- 0	HOME	0- 0	0- 0	2- 0				
4- 0	0- 0	0- 0	AWAY	0- 0	0- 0	4- 0				
0- 0	0- 0	0- 0	NEUTRAL	0- 0	0- 0	0- 0				

RPI 1-25				RPI 26-50				RPI 51-100				RPI 101+				Team's RPI: 237
RPI	S	Opponent	Score	RPI	S	Opponent	Score	RPI	S	Opponent	Score	RPI	S	Opponent	Score	
12	A	Iowa	63 92					58	H	James Madison	36 59	120	A	Youngstown St.	59 69	
								76	H	Kent St.	46 54	132	A	Loyola Marymount	53 61	
												172	H	Rhode Island	41 46	
												223	N	SMU	55 60	
												230	A	Bowling Green	60 61	
												233	H	Mt. St. Mary's	70 58	
												273	H	La Salle	67 39	
												274	A	St. Francis Brooklyn	75 56	
												280	A	Bryant	60 57	
												294	A	Central Conn. St.	64 57	
												347	H	Fairleigh Dickinson	71 49	
												348	H	Delaware St.	64 63	
												351	A	LIU Brooklyn	89 37	
-----																
LAST 12 Division I GAMES:																
347	H	Fairleigh Dickinson	71 49	132	A	Loyola Marymount	53 61	294	A	Central Conn. St.	64 57					
233	H	Mt. St. Mary's	70 58	280	A	Bryant	60 57	351	A	LIU Brooklyn	89 37					
58	H	James Madison	36 59	274	A	St. Francis Brooklyn	75 56									
348	H	Delaware St.	64 63	223	N	SMU	55 60									
76	H	Kent St.	46 54													
12	A	Iowa	63 92													

Non-Div I Games: Pitt.-Johnstown 73 53

Robert Morris



Average RPI Win: 136

Average RPI Loss: 31

WON-LOST  
RECORDWINNING  
PCT. RANKLAST 10  
GAMESSTRENGTH OF  
SCHEDULEOPP. STRENGTH  
OF SCHEDULETEAM  
RPIADJ.  
RPICONF.  
RPIADJ CONF.  
RPIDIV. I ONLY  
DIV. I NON-CONF.

15- 3

23

10-0

38

34

16

16

4

4

8- 3

71

1- 1

93

66

53

53

5

5

TOTALS

RPI 1-25

RPI 26-50

W-L RECORDS

RPI 51-100

RPI 101-150

RPI 150+

15- 3

1- 2

3- 0

OVERALL

3- 1

2- 0

6- 0

10- 0

0- 0

3- 0

HOME

1- 0

2- 0

4- 0

4- 1

1- 0

0- 0

AWAY

2- 1

0- 0

1- 0

1- 2

0- 2

0- 0

NEUTRAL

0- 0

0- 0

1- 0

8- 3

0- 2

1- 0

NON-CONFERENCE

1- 1

1- 0

5- 0

6- 0

0- 0

1- 0

HOME

0- 0

1- 0

4- 0

1- 1

0- 0

0- 0

AWAY

1- 1

0- 0

0- 0

1- 2

0- 2

0- 0

NEUTRAL

0- 0

0- 0

1- 0

7- 0

1- 0

2- 0

CONFERENCE

2- 0

1- 0

1- 0

4- 0

0- 0

2- 0

HOME

1- 0

1- 0

0- 0

3- 0

1- 0

0- 0

AWAY

1- 0

0- 0

1- 0

0- 0

0- 0

0- 0

NEUTRAL

0- 0

0- 0

0- 0

RPI 1-25

Team's RPI: 16

RPI 26-50

RPI 51-100

RPI 101+

RPI	S	Opponent	Score
10	N	Gonzaga	40 57
11	N	Drake	59 69
25	A	Maryland	73 65

RPI	S	Opponent	Score
28	H	Michigan St.	76 62
33	H	Purdue	65 63
47	H	LSU	57 43

RPI	S	Opponent	Score
66	A	Harvard	60 49
71	A	Virginia Tech	51 67
72	A	Nebraska	62 56
80	H	Northwestern	45 41

RPI	S	Opponent	Score
111	H	Penn St.	74 61
145	H	Stony Brook	61 47
167	A	Illinois	71 60
204	H	Brown	73 52
232	N	ETSU	68 44
253	H	Saint Francis (PA)	96 52
283	H	Albany (NY)	65 39
294	H	Central Conn. St.	73 44

LAST 12 Division I GAMES:

167	A	Illinois	71 60	232	N	ETSU	68 44
111	H	Penn St.	74 61	10	N	Gonzaga	40 57
204	H	Brown	73 52	28	H	Michigan St.	76 62
25	A	Maryland	73 65	33	H	Purdue	65 63
80	H	Northwestern	45 41	72	A	Nebraska	62 56
47	H	LSU	57 43	66	A	Harvard	60 49

R  
u  
t  
g  
e  
r  
sR  
u  
t  
g  
e  
r  
s

Non-Div I Games:

Rutgers

■ Loss, 
 ■ Non-Conf, 
 ■ S Site, 
 ■ H Home 
 ■ A Away 
 N Neutral

Average RPI Win:	230	WON-LOST	WINNING	LAST 10	STRENGTH OF	OPP. STRENGTH	TEAM	ADJ.	CONF.	ADJ CONF.
Average RPI Loss:	78	RECORD	PCT. RANK	GAMES	SCHEDULE	OF SCHEDULE	RPI	RPI	RPI	RPI
DIV. I ONLY	11- 3	37	9-1	240	220	84	84	26	26	
DIV. I NON-CONF.	6- 3	91	0- 1	84	184	60	60	22	22	
-----										
TOTALS	RPI 1-25	RPI 26-50	W-L RECORDS	RPI 51-100	RPI 101-150	RPI 150+				
11- 3	0- 0	0- 2	OVERALL	0- 0	2- 0	9- 1				
8- 0	0- 0	0- 0	HOME	0- 0	2- 0	6- 0				
2- 3	0- 0	0- 2	AWAY	0- 0	0- 0	2- 1				
1- 0	0- 0	0- 0	NEUTRAL	0- 0	0- 0	1- 0				
6- 3	0- 0	0- 2	NON-CONFERENCE	0- 0	2- 0	4- 1				
5- 0	0- 0	0- 0	HOME	0- 0	2- 0	3- 0				
0- 3	0- 0	0- 2	AWAY	0- 0	0- 0	0- 1				
1- 0	0- 0	0- 0	NEUTRAL	0- 0	0- 0	1- 0				
5- 0	0- 0	0- 0	CONFERENCE	0- 0	0- 0	5- 0				
3- 0	0- 0	0- 0	HOME	0- 0	0- 0	3- 0				
2- 0	0- 0	0- 0	AWAY	0- 0	0- 0	2- 0				
0- 0	0- 0	0- 0	NEUTRAL	0- 0	0- 0	0- 0				

S  
F  
A

RPI 1-25				RPI 26-50				RPI 51-100				Team's RPI : 84				RPI 101+			
RPI	S	Opponent	Score	RPI	S	Opponent	Score	RPI	S	Opponent	Score	RPI	S	Opponent	Score	RPI	S	Opponent	Score
				35	A	Mi ami (FL)	60	81				113	H	Yale	67	57			
				41	A	New Mexi co	33	74				133	H	Tul sa	76	34			
												152	H	Montana St.	60	53			
												157	A	Texas Tech	69	77			
												192	N	Hampton	70	68			
												212	H	Ni choll s St.	70	62			
												236	A	Southeastern La.	62	51			
												245	H	Texas Southern	74	55			
												288	H	New Orleans	97	38			
												315	A	Incarnate Word	66	56			
												318	H	Morgan St.	69	42			
												324	H	Northwestern St.	84	56			
LAST 12 Division I GAMES:																			
				212	H	Ni choll s St.	70	62	41	A	New Mexi co	33	74						
				236	A	Southeastern La.	62	51	113	H	Yale	67	57						
				192	N	Hampton	70	68	315	A	Incarnate Word	66	56						
				245	H	Texas Southern	74	55	288	H	New Orleans	97	38						
				152	H	Montana St.	60	53	324	H	Northwestern St.	84	56						
				157	A	Texas Tech	69	77	133	H	Tul sa	76	34						

S  
F  
A

Non-Div I Games: Wiley 97 38 Cameron 86 59 Our Lady of the Lake 77

SFA

SUE				Through Games Of Jan. 22, 2019							
Average RPI Win:		281	WON-LOST RECORD	WINNING PCT. RANK	LAST 10 GAMES	STRENGTH OF SCHEDULE	OPP. STRENGTH OF SCHEDULE	TEAM RPI	ADJ. RPI	CONF. RPI	ADJ CONF. RPI
Average RPI Loss:		156									
DIV. I ONLY		8- 8		165	5-5	294	279	202	202	22	22
DIV. I NON-CONF.		4- 6		212	0- 0	318	257	243	243	20	20
-----											
TOTALS		RPI 1-25		RPI 26-50	W-L RECORDS		RPI 51-100		RPI 101-150		RPI 150+
8- 8		0- 0		0- 1	OVERALL		0- 1		0- 1		8- 5
3- 1		0- 0		0- 0	HOME		0- 0		0- 0		3- 1
5- 6		0- 0		0- 1	AWAY		0- 0		0- 1		5- 4
0- 1		0- 0		0- 0	NEUTRAL		0- 1		0- 0		0- 0
4- 6		0- 0		0- 1	NON-CONFERENCE		0- 1		0- 0		4- 4
1- 0		0- 0		0- 0	HOME		0- 0		0- 0		1- 0
3- 5		0- 0		0- 1	AWAY		0- 0		0- 0		3- 4
0- 1		0- 0		0- 0	NEUTRAL		0- 1		0- 0		0- 0
4- 2		0- 0		0- 0	CONFERENCE		0- 0		0- 1		4- 1
2- 1		0- 0		0- 0	HOME		0- 0		0- 0		2- 1
2- 1		0- 0		0- 0	AWAY		0- 0		0- 1		2- 0
0- 0		0- 0		0- 0	NEUTRAL		0- 0		0- 0		0- 0

RPI 1-25				RPI 26-50				RPI 51-100				RPI 101+ Team's RPI: 202			
RPI	S	Opponent	Score	RPI	S	Opponent	Score	RPI	S	Opponent	Score	RPI	S	Opponent	Score
				34	A	Missouri	36 59	96	N	Missouri St.	65 68	105	A	Tennessee Tech	55 79
												167	A	Illinois	57 74
												183	H	Illinois St.	68 61
												193	A	UMKC	75 80
												195	A	Jacksonville St.	51 47
												208	A	Saint Louis	56 63
												220	H	Southeast Mo. St.	52 62
												221	A	Loyola Chicago	43 56
												250	A	Eastern Ill.	65 56
												285	H	Murray St.	71 54
												313	H	Austin Peay	69 68
												338	A	Purdue Fort Wayne	57 49
												343	A	Chicago St.	82 66
												344	A	Evansville	54 45
LAST 12 Division I GAMES:															
220	H	Southeast Mo. St.	52 62	285	H	Murray St.	71 54	313	H	Austin Peay	69 68	195	A	Jacksonville St.	51 47
96	N	Missouri St.	65 68	313	H	Austin Peay	69 68	105	A	Tennessee Tech	55 79	250	A	Eastern Ill.	65 56
193	A	UMKC	75 80	195	A	Jacksonville St.	51 47	105	A	Tennessee Tech	55 79	208	A	Saint Louis	56 63
167	A	Illinois	57 74	105	A	Tennessee Tech	55 79	250	A	Eastern Ill.	65 56				
343	A	Chicago St.	82 66	208	A	Saint Louis	56 63								
221	A	Loyola Chicago	43 56												

Non-Div I Games: McKendree 64 63

SIUE



Average RPI	Win:	226	WON-LOST	WINNING	LAST 10	STRENGTH OF	OPP. STRENGTH	TEAM	ADJ.	CONF.	ADJ CONF.
Average RPI	Loss:	135	RECORD	PCT. RANK	GAMES	SCHEDULE	OF SCHEDULE	RPI	RPI	RPI	RPI
DIV. I ONLY		5- 8		241	3-7	175	191	238	238	15	15
DIV. I NON-CONF.		3- 4		199	1- 0	141	251	213	213	12	12
-----											
TOTALS	RPI 1-25		RPI 26-50		W-L RECORDS	RPI 51-100		RPI 101-150		RPI 150+	
5- 8	0- 0		0- 1		OVERALL	0- 0		0- 4		5- 3	
3- 4	0- 0		0- 0		HOME	0- 0		0- 2		3- 2	
0- 3	0- 0		0- 1		AWAY	0- 0		0- 2		0- 0	
2- 1	0- 0		0- 0		NEUTRAL	0- 0		0- 0		2- 1	
3- 4	0- 0		0- 1		NON-CONFERENCE	0- 0		0- 1		3- 2	
1- 2	0- 0		0- 0		HOME	0- 0		0- 1		1- 1	
0- 1	0- 0		0- 1		AWAY	0- 0		0- 0		0- 0	
2- 1	0- 0		0- 0		NEUTRAL	0- 0		0- 0		2- 1	
2- 4	0- 0		0- 0		CONFERENCE	0- 0		0- 3		2- 1	
2- 2	0- 0		0- 0		HOME	0- 0		0- 1		2- 1	
0- 2	0- 0		0- 0		AWAY	0- 0		0- 2		0- 0	
0- 0	0- 0		0- 0		NEUTRAL	0- 0		0- 0		0- 0	

RPI 1-25				RPI 26-50				RPI 51-100				RPI 101+ Team's RPI: 238			
RPI	S	Opponent	Score	RPI	S	Opponent	Score	RPI	S	Opponent	Score	RPI	S	Opponent	Score
				41	A	New Mexico	53 85					104	H	UC Davis	60 109
												108	A	Northern Colo.	69 82
												119	A	Idaho St.	43 73
												146	H	Montana	86 88
												152	H	Montana St.	53 69
												161	N	Pepperdine	97 113
												167	N	Illinois	109 107
												192	N	Hampton	65 61
												210	H	Southern Utah	77 76
												251	H	San Francisco	75 86
												255	H	Northern Ariz.	65 61
												307	H	Cal Poly	88 85
LAST 12 Division I GAMES:															
146	H	Montana	86 88	192	N	Hampton	65 61								
108	A	Northern Colo.	69 82	210	H	Southern Utah	77 76								
41	A	New Mexico	53 85	255	H	Northern Ariz.	65 61								
104	H	UC Davis	60 109	119	A	Idaho St.	43 73								
251	H	San Francisco	75 86	152	H	Montana St.	53 69								
167	N	Illinois	109 107	161	N	Pepperdine	97 113								

Non-Div I Games: Antelope Valley 86 80

Sacramento St.

## Sacred Heart

Through Games Of Jan. 22, 2019

Average RPI Win:	300	WON-LOST	WINNING	LAST 10	STRENGTH OF	OPP. STRENGTH	TEAM	ADJ.	CONF.	ADJ CONF.
Average RPI Loss:	157	RECORD	PCT. RANK	GAMES	SCHEDULE	OF SCHEDULE	RPI	RPI	RPI	RPI
DIV. I ONLY	10- 7	124	7-3	310	308	209	209	31	31	
DIV. I NON-CONF.	4- 7	228	0- 0	243	247	237	237	31	31	
-----										
TOTALS	RPI 1-25	RPI 26-50	W-L RECORDS	RPI 51-100	RPI 101-150	RPI 150+				
10- 7	0- 1	0- 0	OVERALL	0- 1	0- 2	10- 3				
5- 3	0- 0	0- 0	HOME	0- 0	0- 1	5- 2				
5- 4	0- 1	0- 0	AWAY	0- 1	0- 1	5- 1				
0- 0	0- 0	0- 0	NEUTRAL	0- 0	0- 0	0- 0				
4- 7	0- 1	0- 0	NON-CONFERENCE	0- 1	0- 2	4- 3				
1- 3	0- 0	0- 0	HOME	0- 0	0- 1	1- 2				
3- 4	0- 1	0- 0	AWAY	0- 1	0- 1	3- 1				
0- 0	0- 0	0- 0	NEUTRAL	0- 0	0- 0	0- 0				
6- 0	0- 0	0- 0	CONFERENCE	0- 0	0- 0	6- 0				
4- 0	0- 0	0- 0	HOME	0- 0	0- 0	4- 0				
2- 0	0- 0	0- 0	AWAY	0- 0	0- 0	2- 0				
0- 0	0- 0	0- 0	NEUTRAL	0- 0	0- 0	0- 0				

RPI 1-25				RPI 26-50				RPI 51-100				RPI 101+				Team's RPI: 209
RPI	S	Opponent	Score	RPI	S	Opponent	Score	RPI	S	Opponent	Score	RPI	S	Opponent	Score	
24	A	Kentucky	43 71					86	A	Providence	52 62	138	A	Lehigh	66 70	
												145	H	Stony Brook	58 73	
												181	A	Massachusetts	61 78	
												249	H	Monmouth	50 55	
												258	A	Hofstra	70 64	
												261	H	Siena	72 50	
												274	A	St. Francis Brooklyn	68 66	
												278	H	Saint Joseph's	44 61	
												280	H	Bryant	49 48	
												294	H	Central Conn. St.	66 61	
												308	A	New Hampshire	71 60	
												316	A	Wagner	80 68	
												316	H	Wagner	72 64	
												341	A	Manhattan	74 46	
												351	H	LIU Brooklyn	75 53	
-----																
LAST 12 Division I GAMES:																
294	H	Central Conn. St.	66 61	316	H	Wagner	72 64									
24	A	Kentucky	43 71	274	A	St. Francis Brooklyn	68 66									
278	H	Saint Joseph's	44 61	280	H	Bryant	49 48									
341	A	Manhattan	74 46	316	A	Wagner	80 68									
138	A	Lehigh	66 70	351	H	LIU Brooklyn	75 53									
145	H	Stony Brook	58 73	258	A	Hofstra	70 64									

Non-Div I Games:

Sacred Heart

■ Loss, 
 ■ Non-Conf, 
 ■ S Site, 
 ■ Home 
 ■ Away 
 N Neutral

Average RPI Win:	288	WON-LOST	WINNING	LAST 10	STRENGTH OF	OPP. STRENGTH	TEAM	ADJ.	CONF.	ADJ CONF.
Average RPI Loss:	149	RECORD	PCT. RANK	GAMES	SCHEDULE	OF SCHEDULE	RPI	RPI	RPI	RPI
DIV. I ONLY	5- 12	270	4-6	198	248	253	253	31	31	
DIV. I NON-CONF.	2- 9	297	0- 1	44	113	207	207	31	31	
-----										
TOTALS	RPI 1-25	RPI 26-50	W-L RECORDS	RPI 51-100	RPI 101-150	RPI 150+				
5- 12	0- 2	0- 0	OVERALL	0- 3	0- 3	5- 4				
3- 2	0- 0	0- 0	HOME	0- 1	0- 1	3- 0				
2- 8	0- 2	0- 0	AWAY	0- 1	0- 1	2- 4				
0- 2	0- 0	0- 0	NEUTRAL	0- 1	0- 1	0- 0				
2- 9	0- 2	0- 0	NON-CONFERENCE	0- 3	0- 3	2- 1				
1- 2	0- 0	0- 0	HOME	0- 1	0- 1	1- 0				
1- 5	0- 2	0- 0	AWAY	0- 1	0- 1	1- 1				
0- 2	0- 0	0- 0	NEUTRAL	0- 1	0- 1	0- 0				
3- 3	0- 0	0- 0	CONFERENCE	0- 0	0- 0	3- 3				
2- 0	0- 0	0- 0	HOME	0- 0	0- 0	2- 0				
1- 3	0- 0	0- 0	AWAY	0- 0	0- 0	1- 3				
0- 0	0- 0	0- 0	NEUTRAL	0- 0	0- 0	0- 0				

RPI 1-25				RPI 26-50				RPI 51-100				RPI 101+ Team's RPI: 253			
RPI	S	Opponent	Score	RPI	S	Opponent	Score	RPI	S	Opponent	Score	RPI	S	Opponent	Score
2	A	Baylor	58 116					62	N	Boise St.	64 78	120	A	Youngstown St.	56 80
16	A	Rutgers	52 96					90	A	Pittsburgh	75 78	146	N	Montana	77 79
								97	H	FGCU	69 83	149	H	Duquesne	73 93
												162	H	Morehead St.	89 83
												233	H	Mt. St. Mary's	68 66
												263	A	Liberty	53 82
												274	A	St. Francis Brooklyn	65 78
												280	A	Bryant	63 66
												294	A	Central Conn. St.	62 73
												345	A	Longwood	91 88
												347	H	Fairleigh Dickinson	75 64
												351	A	LIU Brooklyn	80 66
LAST 12 Division I GAMES:															
233	H	Mt. St. Mary's	68 66	146	N	Montana	77 79	280	A	Bryant	63 66				
347	H	Fairleigh Dickinson	75 64	294	A	Central Conn. St.	62 73	274	A	St. Francis Brooklyn	65 78				
90	A	Pittsburgh	75 78	351	A	LIU Brooklyn	80 66	97	H	FGCU	69 83				
162	H	Morehead St.	89 83												
62	N	Boise St.	64 78												
120	A	Youngstown St.	56 80												

Non-Div I Games: Seton Hill 86 74

Saint Francis (PA)

Average RPI Win:	255	WON-LOST	WINNING	LAST 10	STRENGTH OF	OPP. STRENGTH	TEAM	ADJ.	CONF.	ADJ CONF.
Average RPI Loss:	143	RECORD	PCT. RANK	GAMES	SCHEDULE	OF SCHEDULE	RPI	RPI	RPI	RPI
DIV. I ONLY	6- 12	254	3-7	222	204	278	278	17	17	
DIV. I NON-CONF.	4- 9	253	1- 0	171	229	267	267	17	17	
-----										
TOTALS	RPI 1-25	RPI 26-50	W-L RECORDS	RPI 51-100	RPI 101-150	RPI 150+				
6- 12	0- 0	0- 1	OVERALL	0- 2	0- 4	6- 5				
5- 6	0- 0	0- 1	HOME	0- 1	0- 1	5- 3				
1- 6	0- 0	0- 0	AWAY	0- 1	0- 3	1- 2				
0- 0	0- 0	0- 0	NEUTRAL	0- 0	0- 0	0- 0				
4- 9	0- 0	0- 1	NON-CONFERENCE	0- 2	0- 2	4- 4				
3- 5	0- 0	0- 1	HOME	0- 1	0- 1	3- 2				
1- 4	0- 0	0- 0	AWAY	0- 1	0- 1	1- 2				
0- 0	0- 0	0- 0	NEUTRAL	0- 0	0- 0	0- 0				
2- 3	0- 0	0- 0	CONFERENCE	0- 0	0- 2	2- 1				
2- 1	0- 0	0- 0	HOME	0- 0	0- 0	2- 1				
0- 2	0- 0	0- 0	AWAY	0- 0	0- 2	0- 0				
0- 0	0- 0	0- 0	NEUTRAL	0- 0	0- 0	0- 0				

RPI 1-25				RPI 26-50				RPI 51-100				RPI 101+				Team's RPI: 278
RPI	S	Opponent	Score	RPI	S	Opponent	Score	RPI	S	Opponent	Score	RPI	S	Opponent	Score	
				48	H	Auburn	70 81	59	H	Villanova	35 47	102	H	Towson	52 73	
								82	A	Penn	45 65	122	A	Drexel	34 51	
												126	A	VCU	40 59	
												149	A	Duquesne	73 81	
												191	A	Delaware	39 48	
												196	A	Navy	48 49	
												203	H	Rider	54 56	
												208	H	Saint Louis	49 62	
												209	A	Sacred Heart	61 44	
												231	H	Temple	52 58	
												239	H	St. Bonaventure	66 41	
												243	H	Niagara	68 54	
												259	H	Columbia	68 61	
												273	H	La Salle	60 57	
												305	H	Loyola Maryland	49 46	
LAST 12 Division I GAMES:																
126	A	VCU	40 59	305	H	Loyola Maryland	49 46									
196	A	Navy	48 49	273	H	La Salle	60 57									
191	A	Delaware	39 48	149	A	Duquesne	73 81									
209	A	Sacred Heart	61 44	239	H	St. Bonaventure	66 41									
102	H	Towson	52 73	208	H	Saint Louis	49 62									
48	H	Auburn	70 81	59	H	Villanova	35 47									

Non-Div I Games:

Saint Joseph's



Average RPI Win:	229	WON-LOST	WINNING	LAST 10	STRENGTH OF	OPP. STRENGTH	TEAM	ADJ.	CONF.	ADJ CONF.
Average RPI Loss:	124	RECORD	PCT. RANK	GAMES	SCHEDULE	OF SCHEDULE	RPI	RPI	RPI	RPI
DIV. I ONLY	7- 11	234	3-7	215	88	208	208	17	17	
DIV. I NON-CONF.	5- 8	224	1- 0	187	50	209	209	17	17	
-----										
TOTALS	RPI 1-25	RPI 26-50	W-L RECORDS	RPI 51-100	RPI 101-150	RPI 150+				
7- 11	0- 1	0- 1	OVERALL	1- 0	0- 5	6- 4				
2- 6	0- 1	0- 1	HOME	0- 0	0- 2	2- 2				
5- 3	0- 0	0- 0	AWAY	1- 0	0- 1	4- 2				
0- 2	0- 0	0- 0	NEUTRAL	0- 0	0- 2	0- 0				
5- 8	0- 1	0- 1	NON-CONFERENCE	1- 0	0- 4	4- 2				
2- 4	0- 1	0- 1	HOME	0- 0	0- 1	2- 1				
3- 2	0- 0	0- 0	AWAY	1- 0	0- 1	2- 1				
0- 2	0- 0	0- 0	NEUTRAL	0- 0	0- 2	0- 0				
2- 3	0- 0	0- 0	CONFERENCE	0- 0	0- 1	2- 2				
0- 2	0- 0	0- 0	HOME	0- 0	0- 1	0- 1				
2- 1	0- 0	0- 0	AWAY	0- 0	0- 0	2- 1				
0- 0	0- 0	0- 0	NEUTRAL	0- 0	0- 0	0- 0				

RPI 1-25				RPI 26-50				RPI 51-100				RPI 101+ Team's RPI: 208			
RPI	S	Opponent	Score	RPI	S	Opponent	Score	RPI	S	Opponent	Score	RPI	S	Opponent	Score
8	H	UConn	42 98	34	H	Missouri	62 74	98	A	Virginia	67 65	113	N	Yale	52 58
												114	H	Cincinnati	50 51
												128	N	Chattanooga	61 71
												133	A	Tulsa	75 86
												141	H	Fordham	53 56
												158	H	Indiana St.	56 60
												168	H	Southern Ill.	62 58
												172	H	Rhode Island	56 68
												181	A	Massachusetts	66 70
												183	A	Illinois St.	67 72
												202	H	SIUE	63 56
												239	A	St. Bonaventure	62 45
												278	A	Saint Joseph's	62 49
												289	A	Fla. Atlantic	93 61
												326	A	Eastern Ky.	70 43
-----															
LAST 12 Division I GAMES:															
181	A	Massachusetts	66 70	289	A	Fla. Atlantic	93 61								
113	N	Yale	52 58	239	A	St. Bonaventure	62 45								
183	A	Illinois St.	67 72	172	H	Rhode Island	56 68								
34	H	Missouri	62 74	141	H	Fordham	53 56								
8	H	UConn	42 98	278	A	Saint Joseph's	62 49								
202	H	SIUE	63 56	168	H	Southern Ill.	62 58								

Non-Div I Games:

Saint Louis

Average RPI	Win:	177	WON-LOST	WINNING	LAST 10	STRENGTH OF	OPP. STRENGTH	TEAM	ADJ.	CONF.	ADJ CONF.
Average RPI	Loss:	39	RECORD	PCT. RANK	GAMES	SCHEDULE	OF SCHEDULE	RPI	RPI	RPI	RPI
DIV. I ONLY		11- 7		112	6-4	52	53	46	46	7	7
DIV. I NON-CONF.		7- 4		109	1- 0	64	42	50	50	7	7
-----											
TOTALS	RPI 1-25		RPI 26-50		W-L RECORDS	RPI 51-100		RPI 101-150		RPI 150+	
11- 7	0- 3		0- 2		OVERALL	3- 1		2- 1		6- 0	
3- 3	0- 2		0- 1		HOME	1- 0		0- 0		2- 0	
6- 4	0- 1		0- 1		AWAY	1- 1		1- 1		4- 0	
2- 0	0- 0		0- 0		NEUTRAL	1- 0		1- 0		0- 0	
7- 4	0- 1		0- 2		NON-CONFERENCE	3- 0		1- 1		3- 0	
2- 2	0- 1		0- 1		HOME	1- 0		0- 0		1- 0	
3- 2	0- 0		0- 1		AWAY	1- 0		0- 1		2- 0	
2- 0	0- 0		0- 0		NEUTRAL	1- 0		1- 0		0- 0	
4- 3	0- 2		0- 0		CONFERENCE	0- 1		1- 0		3- 0	
1- 1	0- 1		0- 0		HOME	0- 0		0- 0		1- 0	
3- 2	0- 1		0- 0		AWAY	0- 1		1- 0		2- 0	
0- 0	0- 0		0- 0		NEUTRAL	0- 0		0- 0		0- 0	

RPI 1-25				RPI 26-50				RPI 51-100				RPI 101+			
RPI	S	Opponent	Score	RPI	S	Opponent	Score	RPI	S	Opponent	Score	RPI	S	Opponent	Score
3	H	Oregon	55 79	30	H	Cal i forn i a	78 81	55	N	Ol d Dom i ni on	83 65	104	A	UC Davi s	74 76
10	A	Gonzaga	62 74	38	A	Oregon St.	56 89	65	A	Paci fi c	67 76	129	A	Portland	98 91
20	H	BYU	73 74					78	H	Wyomi ng	90 84	136	N	Texas St.	89 62
								91	A	Washi ngton St.	70 64	174	A	Santa Clara	83 59
												185	H	Mi l waukee	73 71
												242	H	San Di ego	74 60
												251	A	San Franci sco	80 65
												297	A	UC Santa Barbara	80 55
												307	A	Cal Poly	69 51
-----															
LAST 12 Divi s i on I GAMES:															
129	A	Portl and	98 91	55	N	Ol d Dom i ni on	83 65	174	A	Santa Clara	83 59				
10	A	Gonzaga	62 74					251	A	San Franci sco	80 65				
65	A	Paci fi c	67 76					20	H	BYU	73 74				
136	N	Texas St.	89 62					242	H	San Di ego	74 60				
104	A	UC Davi s	74 76					307	A	Cal Poly	69 51				
30	H	Cal i forn i a	78 81												

Non-Di v I Games:

Saint Mary's (CA)

## Saint Peter's

Through Games Of Jan. 22, 2019

Average RPI Win:	329	WON-LOST	WINNING	LAST 10	STRENGTH OF	OPP. STRENGTH	TEAM	ADJ.	CONF.	ADJ CONF.
Average RPI Loss:	192	RECORD	PCT. RANK	GAMES	SCHEDULE	OF SCHEDULE	RPI	RPI	RPI	RPI
DIV. I ONLY	6- 11	247	2-8	299	345	303	303	27	27	
DIV. I NON-CONF.	5- 6	177	0- 0	306	347	280	280	28	28	
-----										
TOTALS	RPI 1-25	RPI 26-50	W-L RECORDS	RPI 51-100	RPI 101-150	RPI 150+				
6- 11	0- 0	0- 0	OVERALL	0- 3	0- 1	6- 7				
4- 4	0- 0	0- 0	HOME	0- 0	0- 0	4- 4				
2- 7	0- 0	0- 0	AWAY	0- 3	0- 1	2- 3				
0- 0	0- 0	0- 0	NEUTRAL	0- 0	0- 0	0- 0				
5- 6	0- 0	0- 0	NON-CONFERENCE	0- 2	0- 1	5- 3				
4- 1	0- 0	0- 0	HOME	0- 0	0- 0	4- 1				
1- 5	0- 0	0- 0	AWAY	0- 2	0- 1	1- 2				
0- 0	0- 0	0- 0	NEUTRAL	0- 0	0- 0	0- 0				
1- 5	0- 0	0- 0	CONFERENCE	0- 1	0- 0	1- 4				
0- 3	0- 0	0- 0	HOME	0- 0	0- 0	0- 3				
1- 2	0- 0	0- 0	AWAY	0- 1	0- 0	1- 1				
0- 0	0- 0	0- 0	NEUTRAL	0- 0	0- 0	0- 0				

RPI 1-25				RPI 26-50				RPI 51-100				RPI 101+				Team's RPI: 303
RPI	S	Opponent	Score	RPI	S	Opponent	Score	RPI	S	Opponent	Score	RPI	S	Opponent	Score	
								69	A	Qui nni pi ac	45 90	113	A	Yale	56 72	
								74	A	Seton Hall I	47 90	203	A	Ri der	38 60	
								77	A	Boston Col lege	57 89	214	H	Cal St. Fullerton	45 69	
												243	H	Ni agara	66 75	
												261	H	Si ena	57 84	
												274	A	St. Francis Brooklyn	70 74	
												290	A	UMass Lowell	57 59	
												293	H	Cani si us	62 75	
												312	A	Fai rfi eld	68 65	
												316	H	Wagner	69 57	
												317	H	NJIT	70 57	
												332	A	Lafayette	62 60	
												347	H	Fai rlei gh Di ckinson	75 58	
												351	H	LIU Brookl yn	86 59	
LAST 12 Di vi si on I GAMES:																
				261	H	Si ena	57 84			203	A	Ri der	38 60			
				347	H	Fai rlei gh Di ckinson	75 58			312	A	Fai rfi eld	68 65			
				274	A	St. Francis Brooklyn	70 74			293	H	Cani si us	62 75			
				214	H	Cal St. Fullerton	45 69			243	H	Ni agara	66 75			
				113	A	Yale	56 72			69	A	Qui nni pi ac	45 90			
				74	A	Seton Hall I	47 90			316	H	Wagner	69 57			

Non-Di v I Games:

Saint Peter's

■ Loss, 
 ■ Non-Conf, 
 ■ S Site, 
 ■ Home 
 ■ A Away 
 N Neutral

Average RPI Win:	289	WON-LOST	WINNING	LAST 10	STRENGTH OF	OPP. STRENGTH	TEAM	ADJ.	CONF.	ADJ CONF.
Average RPI Loss:	153	RECORD	PCT. RANK	GAMES	SCHEDULE	OF SCHEDULE	RPI	RPI	RPI	RPI
DIV. I ONLY	5- 7	221	6-4	273	229	215	215	26	26	
DIV. I NON-CONF.	2- 5	264	0- 0	121	120	187	187	22	22	
-----										
TOTALS	RPI 1-25	RPI 26-50	W-L RECORDS	RPI 51-100	RPI 101-150	RPI 150+				
5- 7	0- 0	0- 1	OVERALL	0- 2	0- 0	5- 4				
1- 2	0- 0	0- 0	HOME	0- 0	0- 0	1- 2				
4- 4	0- 0	0- 1	AWAY	0- 1	0- 0	4- 2				
0- 1	0- 0	0- 0	NEUTRAL	0- 1	0- 0	0- 0				
2- 5	0- 0	0- 1	NON-CONFERENCE	0- 2	0- 0	2- 2				
0- 1	0- 0	0- 0	HOME	0- 0	0- 0	0- 1				
2- 3	0- 0	0- 1	AWAY	0- 1	0- 0	2- 1				
0- 1	0- 0	0- 0	NEUTRAL	0- 1	0- 0	0- 0				
3- 2	0- 0	0- 0	CONFERENCE	0- 0	0- 0	3- 2				
1- 1	0- 0	0- 0	HOME	0- 0	0- 0	1- 1				
2- 1	0- 0	0- 0	AWAY	0- 0	0- 0	2- 1				
0- 0	0- 0	0- 0	NEUTRAL	0- 0	0- 0	0- 0				

RPI S Opponent	Score	RPI S Opponent	Score	RPI S Opponent	Score	RPI S Opponent	Score	Team's RPI: 215
47 A LSU	52 66	63 A TCU	59 72	89 N Troy	79 84	166 H Abilene Christian	79 91	
						170 H Oral Roberts	62 73	
						211 A Southern Miss.	65 61	
						264 A Louisiana	68 62	
						268 A Wichita St.	55 63	
						271 A A&M-Corpus Christi	61 76	
						315 A Incarnate Word	76 56	
						323 A Houston Baptist	74 63	
						331 H Central Ark.	66 62	
-----								
LAST 12 Division I GAMES:								
63 A TCU	59 72	323 A Houston Baptist	74 63					
170 H Oral Roberts	62 73	271 A A&M-Corpus Christi	61 76					
264 A Louisiana	68 62	315 A Incarnate Word	76 56					
211 A Southern Miss.	65 61	331 H Central Ark.	66 62					
89 N Troy	79 84	166 H Abilene Christian	79 91					
268 A Wichita St.	55 63	47 A LSU	52 66					

Non-Div I Games: UNKNOWN 94 46 Wiley 101 63 Jarvis Christian 100 55

Sam Houston St.

Average RPI Win: 257  
Average RPI Loss: 163

WON-LOST  
RECORD

WINNING  
PCT. RANK

LAST 10  
GAMES

STRENGTH OF  
SCHEDULE

OPP. STRENGTH  
OF SCHEDULE

TEAM  
RPI

ADJ.  
RPI

CONF.  
RPI

ADJ CONF.  
RPI

DIV. I ONLY	4- 12	291	3-7	185	247	226	226	24	24
DIV. I NON-CONF.	3- 10	278	0- 0	113	237	212	212	25	25
<hr/>									
TOTALS	RPI 1-25	RPI 26-50	W-L RECORDS	RPI 51-100	RPI 101-150	RPI 150+			
4- 12	0- 0	0- 1	OVERALL	0- 2	1- 2	3- 7			
1- 1	0- 0	0- 0	HOME	0- 0	0- 0	1- 1			
3- 11	0- 0	0- 1	AWAY	0- 2	1- 2	2- 6			
0- 0	0- 0	0- 0	NEUTRAL	0- 0	0- 0	0- 0			
3- 10	0- 0	0- 1	NON-CONFERENCE	0- 2	1- 2	2- 5			
1- 1	0- 0	0- 0	HOME	0- 0	0- 0	1- 1			
2- 9	0- 0	0- 1	AWAY	0- 2	1- 2	1- 4			
0- 0	0- 0	0- 0	NEUTRAL	0- 0	0- 0	0- 0			
1- 2	0- 0	0- 0	CONFERENCE	0- 0	0- 0	1- 2			
0- 0	0- 0	0- 0	HOME	0- 0	0- 0	0- 0			
1- 2	0- 0	0- 0	AWAY	0- 0	0- 0	1- 2			
0- 0	0- 0	0- 0	NEUTRAL	0- 0	0- 0	0- 0			

RPI 1-25				RPI 26-50				RPI 51-100				RPI 101+ Team's RPI: 226			
RPI	S	Opponent	Score	RPI	S	Opponent	Score	RPI	S	Opponent	Score	RPI	S	Opponent	Score
				48	A	Auburn	46 73	64	A	Oklahoma St.	62 82	127	A	Colorado	39 81
								89	A	Troy	52 72	144	A	UT Martin	68 89
												150	A	Denver	87 83
												156	H	UAB	41 66
												171	A	Vanderbilt	52 77
												179	A	Mercer	68 76
												192	A	Hampton	57 64
												211	A	Southern Miss.	40 76
												224	A	Alabama St.	60 51
												257	A	Memphis	48 53
												321	A	UNC Greensboro	54 55
												325	H	Presbyterian	75 54
												328	A	Western Caro.	75 42
LAST 12 Division I GAMES:															
				150	A	Denver	87 83	328	A	Western Caro.	75 42				
				48	A	Auburn	46 73	321	A	UNC Greensboro	54 55				
				257	A	Memphis	48 53	179	A	Mercer	68 76				
				156	H	UAB	41 66	171	A	Vanderbilt	52 77				
				325	H	Presbyterian	75 54	127	A	Colorado	39 81				
				192	A	Hampton	57 64	64	A	Oklahoma St.	62 82				

Non-Div I Games: Rhodes 71 54 Montevallo 73 47

Samford

Loss, Non-Conf, S Site, H Home A Away N Neutral

Average RPI Win:	246	WON-LOST	WINNING	LAST 10	STRENGTH OF	OPP. STRENGTH	TEAM	ADJ.	CONF.	ADJ CONF.
Average RPI Loss:	127	RECORD	PCT. RANK	GAMES	SCHEDULE	OF SCHEDULE	RPI	RPI	RPI	RPI
DIV. I ONLY	7- 11	234	2-8	242	107	242	242	7	7	
DIV. I NON-CONF.	6- 4	125	0- 0	324	153	222	222	7	7	
-----										
TOTALS	RPI 1-25	RPI 26-50	W-L RECORDS	RPI 51-100	RPI 101-150	RPI 150+				
7- 11	0- 1	0- 2	OVERALL	0- 1	0- 3	7- 4				
5- 5	0- 1	0- 1	HOME	0- 0	0- 2	5- 1				
2- 6	0- 0	0- 1	AWAY	0- 1	0- 1	2- 3				
0- 0	0- 0	0- 0	NEUTRAL	0- 0	0- 0	0- 0				
6- 4	0- 0	0- 1	NON-CONFERENCE	0- 0	0- 1	6- 2				
5- 1	0- 0	0- 1	HOME	0- 0	0- 0	5- 0				
1- 3	0- 0	0- 0	AWAY	0- 0	0- 1	1- 2				
0- 0	0- 0	0- 0	NEUTRAL	0- 0	0- 0	0- 0				
1- 7	0- 1	0- 1	CONFERENCE	0- 1	0- 2	1- 2				
0- 4	0- 1	0- 0	HOME	0- 0	0- 2	0- 1				
1- 3	0- 0	0- 1	AWAY	0- 1	0- 0	1- 1				
0- 0	0- 0	0- 0	NEUTRAL	0- 0	0- 0	0- 0				

RPI 1-25				RPI 26-50				RPI 51-100				RPI 101+ Team's RPI: 242			
RPI	S	Opponent	Score	RPI	S	Opponent	Score	RPI	S	Opponent	Score	RPI	S	Opponent	Score
10	H	Gonzaga	61 86	30	H	Cal i forn i a	53 70	65	A	Paci fi c	47 79	107	A	Mi nnesota	48 53
				46	A	Saint Mary's (CA)	60 74					129	H	Portl and	60 69
												132	H	Loyol a Marymount	52 69
												161	H	Pepperdi ne	55 74
												174	A	Santa Clara	57 49
												206	H	San Diego St.	72 71
												210	A	Southern Utah	59 69
												227	H	Dartmouth	78 76
												251	A	San Franci sco	57 68
												252	A	UTSA	77 87
												260	A	Long Beach St.	60 56
												266	H	Clevel and St.	83 82
												268	H	Hawai i	58 50
												320	H	San Jose St.	83 79
-----															
LAST 12 Division I GAMES:															
132	H	Loyol a Marymount	52 69	10	H	Gonzaga	61 86	129	H	Portl and	60 69	65	A	Paci fi c	47 79
174	A	Santa Clara	57 49	46	A	Saint Mary's (CA)	60 74	161	H	Pepperdi ne	55 74	227	H	Dartmouth	78 76
251	A	San Francisco	57 68												
320	H	San Jose St.	83 79												
252	A	UTSA	77 87												
260	A	Long Beach St.	60 56												

Non-Div I Games: Cal St. San B'dino 76 58

San Diego

Average RPI	Win:	242	WON-LOST	WINNING	LAST 10	STRENGTH OF	OPP. STRENGTH	TEAM	ADJ.	CONF.	ADJ CONF.
Average RPI	Loss:	130	RECORD	PCT. RANK	GAMES	SCHEDULE	OF SCHEDULE	RPI	RPI	RPI	RPI
DIV. I ONLY		6- 9		228	2-8	154	206	206	206	13	13
DIV. I NON-CONF.		5- 6		177	0- 0	258	258	239	239	11	11
-----											
TOTALS	RPI 1-25		RPI 26-50		W-L RECORDS	RPI 51-100		RPI 101-150		RPI 150+	
6- 9	0- 0		0- 1		OVERALL	0- 4		1- 0		5- 4	
4- 4	0- 0		0- 0		HOME	0- 3		0- 0		4- 1	
2- 5	0- 0		0- 1		AWAY	0- 1		1- 0		1- 3	
0- 0	0- 0		0- 0		NEUTRAL	0- 0		0- 0		0- 0	
5- 6	0- 0		0- 0		NON-CONFERENCE	0- 2		1- 0		4- 4	
3- 3	0- 0		0- 0		HOME	0- 2		0- 0		3- 1	
2- 3	0- 0		0- 0		AWAY	0- 0		1- 0		1- 3	
0- 0	0- 0		0- 0		NEUTRAL	0- 0		0- 0		0- 0	
1- 3	0- 0		0- 1		CONFERENCE	0- 2		0- 0		1- 0	
1- 1	0- 0		0- 0		HOME	0- 1		0- 0		1- 0	
0- 2	0- 0		0- 1		AWAY	0- 1		0- 0		0- 0	
0- 0	0- 0		0- 0		NEUTRAL	0- 0		0- 0		0- 0	

RPI	S	Opponent	Score	RPI	S	Opponent	Score	RPI	S	Opponent	Score	RPI	S	Opponent	Score	Team's RPI: 206
				41	A	New Mexico	62 70	56	H	Arizona	60 69	148	A	UC Irvine	78 70	
								62	H	Boise St.	66 69	155	A	CSUN	74 77	
								63	H	TCU	64 81	174	A	Santa Clara	43 60	
								78	A	Wyoming	45 87	214	A	Cal St. Fullerton	83 72	
												219	H	Air Force	70 61	
												242	A	San Diego	71 72	
												268	H	Hawaii	58 57	
												287	H	California Baptist	83 67	
												297	H	UC Santa Barbara	58 63	
												315	H	Incarnate Word	81 38	
-----																
LAST 12 Division I GAMES:																
155	A	CSUN	74 77	41	A	New Mexico	62 70	219	H	Air Force	70 61					
148	A	UC Irvine	78 70	78	A	Wyoming	45 87	62	H	Boise St.	66 69					
56	H	Arizona	60 69	62	H	UC Santa Barbara	58 63	297	H	UC Santa Barbara	58 63					
242	A	San Diego	71 72	64	H	TCU	64 81	315	H	Incarnate Word	81 38					
63	H	TCU	64 81	83	H	California Baptist	83 67									
287	H	California Baptist	83 67													

Non-Div I Games:

San Diego St.

Average RPI Win:	283	WON-LOST	WINNING	LAST 10	STRENGTH OF	OPP. STRENGTH	TEAM	ADJ.	CONF.	ADJ CONF.
Average RPI Loss:	106	RECORD	PCT. RANK	GAMES	SCHEDULE	OF SCHEDULE	RPI	RPI	RPI	RPI
DIV. I ONLY	5- 13	281	2-8	157	134	251	251	7	7	
DIV. I NON-CONF.	4- 7	228	0- 0	255	158	254	254	7	7	
-----										
TOTALS	RPI 1-25	RPI 26-50	W-L RECORDS	RPI 51-100	RPI 101-150	RPI 150+				
5- 13	0- 2	0- 1	OVERALL	0- 2	0- 5	5- 3				
2- 7	0- 1	0- 1	HOME	0- 1	0- 3	2- 1				
1- 5	0- 1	0- 0	AWAY	0- 1	0- 2	1- 1				
2- 1	0- 0	0- 0	NEUTRAL	0- 0	0- 0	2- 1				
4- 7	0- 1	0- 0	NON-CONFERENCE	0- 1	0- 4	4- 1				
1- 3	0- 0	0- 0	HOME	0- 0	0- 3	1- 0				
1- 3	0- 1	0- 0	AWAY	0- 1	0- 1	1- 0				
2- 1	0- 0	0- 0	NEUTRAL	0- 0	0- 0	2- 1				
1- 6	0- 1	0- 1	CONFERENCE	0- 1	0- 1	1- 2				
1- 4	0- 1	0- 1	HOME	0- 1	0- 0	1- 1				
0- 2	0- 0	0- 0	AWAY	0- 0	0- 1	0- 1				
0- 0	0- 0	0- 0	NEUTRAL	0- 0	0- 0	0- 0				

RPI 1-25				RPI 26-50				RPI 51-100				RPI 101+				Team's RPI: 251
RPI	S	Opponent	Score	RPI	S	Opponent	Score	RPI	S	Opponent	Score	RPI	S	Opponent	Score	
4	A	Stanford	62 96	46	H	Saint Mary's (CA)	65 80	65	H	Pacific	75 85	104	H	UC Davis	68 70	
20	H	BYU	59 67					91	A	Washington St.	61 91	108	H	Northern Colo.	63 68	
												124	H	UT Arlington	73 80	
												130	A	Idaho	63 70	
												132	A	Loyola Marymount	58 66	
												161	A	Pepperdine	50 69	
												174	H	Santa Clara	66 71	
												217	N	North Dakota	97 100	
												238	A	Sacramento St.	86 75	
												242	H	San Diego	68 57	
												307	N	Cal Poly	65 62	
												310	N	North Dakota St.	75 42	
												320	H	San Jose St.	85 63	
-----																
LAST 12 Division I GAMES:																
20	H	BYU	59 67	65	H	Pacific	75 85									
242	H	San Diego	68 57	46	H	Saint Mary's (CA)	65 80									
217	N	North Dakota	97 100	161	A	Pepperdine	50 69									
310	N	North Dakota St.	75 42	132	A	Loyola Marymount	58 66									
104	H	UC Davis	68 70	174	H	Santa Clara	66 71									
238	A	Sacramento St.	86 75	130	A	Idaho	63 70									

Non-Div I Games:

San Francisco



Average RPI Win: 270		WON-LOST	WINNING	LAST 10	STRENGTH OF		OPP. STRENGTH	TEAM	ADJ.	CONF.	ADJ CONF.
Loss: 158		RECORD	PCT. RANK	GAMES	SCHEDULE		OF SCHEDULE	RPI	RPI	RPI	RPI
DIV. I ONLY		1- 14	340	0-10	151		215	320	320	13	13
DIV. I NON-CONF.		1- 9	326	0- 0	145		230	311	311	11	11
TOTALS		RPI 1-25	RPI 26-50	W-L RECORDS		RPI 51-100	RPI 101-150	RPI 150+			
1- 14	0- 0		0- 0	OVERALL		0- 3	0- 4	1- 7			
1- 5	0- 0		0- 0	HOME		0- 1	0- 1	1- 3			
0- 9	0- 0		0- 0	AWAY		0- 2	0- 3	0- 4			
0- 0	0- 0		0- 0	NEUTRAL		0- 0	0- 0	0- 0			
1- 9	0- 0		0- 0	NON-CONFERENCE		0- 2	0- 3	1- 4			
1- 3	0- 0		0- 0	HOME		0- 1	0- 1	1- 1			
0- 6	0- 0		0- 0	AWAY		0- 1	0- 2	0- 3			
0- 0	0- 0		0- 0	NEUTRAL		0- 0	0- 0	0- 0			
0- 5	0- 0		0- 0	CONFERENCE		0- 1	0- 1	0- 3			
0- 2	0- 0		0- 0	HOME		0- 0	0- 0	0- 2			
0- 3	0- 0		0- 0	AWAY		0- 1	0- 1	0- 1			
0- 0	0- 0		0- 0	NEUTRAL		0- 0	0- 0	0- 0			

RPI 1-25				RPI 26-50				RPI 51-100				RPI 101+				Team's RPI : 320	
RPI	S	Opponent	Score	RPI	S	Opponent	Score	RPI	S	Opponent	Score	RPI	S	Opponent	Score		
								62	A	Boise St.	68	99	127	A	Colorado	64	76
								65	H	Pacific	67	91	131	A	Fresno St.	48	77
								72	A	Nebraska	63	96	143	A	Portland St.	51	80
													148	H	UC Irvine	66	74
													153	A	Utah St.	49	82
													155	A	CSUN	40	76
													174	H	Santa Clara	56	62
													229	H	UNLV	43	53
													242	A	San Diego	79	83
													251	A	San Francisco	63	85
													262	H	Nevada	49	52
													270	H	CSU Bakersfield	82	72
LAST 12 Division I GAMES:																	
				242	A	San Diego	79	83	229	H	UNLV	43	53				
				155	A	CSUN	40	76	153	A	Utah St.	49	82				
				174	H	Santa Clara	56	62	62	A	Boise St.	68	99				
				72	A	Nebraska	63	96	262	H	Nevada	49	52				
				127	A	Colorado	64	76	131	A	Fresno St.	48	77				
				148	H	UC Irvine	66	74	65	H	Pacific	67	91				

Non-Div I Games: San Fran. St.

66

73

San Jose St.

■ Loss, ■ Non-Conf, S Site, H Home A Away N Neutral

Average RPI Win:	227	WON-LOST	WINNING	LAST 10	STRENGTH OF	OPP. STRENGTH	TEAM	ADJ.	CONF.	ADJ CONF.
Average RPI Loss:	101	RECORD	PCT. RANK	GAMES	SCHEDULE	OF SCHEDULE	RPI	RPI	RPI	RPI

DIV. I ONLY	8- 9	190	4-6	142	171	174	174	7	7
DIV. I NON-CONF.	6- 4	125	0- 0	207	210	147	147	7	7
-----									
TOTALS	RPI 1-25	RPI 26-50	W-L RECORDS	RPI 51-100	RPI 101-150	RPI 150+			
8- 9	0- 1	0- 3	OVERALL	1- 1	1- 1	6- 3			
4- 5	0- 1	0- 1	HOME	1- 1	0- 0	3- 2			
4- 4	0- 0	0- 2	AWAY	0- 0	1- 1	3- 1			
0- 0	0- 0	0- 0	NEUTRAL	0- 0	0- 0	0- 0			
6- 4	0- 0	0- 2	NON-CONFERENCE	1- 0	0- 1	5- 1			
4- 1	0- 0	0- 0	HOME	1- 0	0- 0	3- 1			
2- 3	0- 0	0- 2	AWAY	0- 0	0- 1	2- 0			
0- 0	0- 0	0- 0	NEUTRAL	0- 0	0- 0	0- 0			
2- 5	0- 1	0- 1	CONFERENCE	0- 1	1- 0	1- 2			
0- 4	0- 1	0- 1	HOME	0- 1	0- 0	0- 1			
2- 1	0- 0	0- 0	AWAY	0- 0	1- 0	1- 1			
0- 0	0- 0	0- 0	NEUTRAL	0- 0	0- 0	0- 0			

RPI	S	Opponent	Score	RPI	S	Opponent	Score	RPI	S	Opponent	Score	RPI	S	Opponent	Score	Team's RPI: 174
20	H	BYU	44 54	38	A	Oregon St.	31 82	65	H	Paci fi c	70 74	131	A	Fresno St.	53 80	
				46	H	Saint Mary's (CA)	59 83	96	H	Missouri St.	77 73	132	A	Loyol a Marymount	83 75	
				49	A	Southern Cal i forni a	46 77					155	H	CSUN	38 53	
												161	A	Pepperdi ne	48 74	
												206	H	San Diego St.	60 43	
												214	A	Cal St. Fullerton	64 60	
												242	H	San Diego	49 57	
												251	A	San Franci sco	71 66	
												262	H	Nevada	56 48	
												320	A	San Jose St.	62 56	
												337	H	Grand Canyon	75 55	
-----																
LAST 12 Division I GAMES:																
242	H	San Di ego	49 57	46	H	Saint Mary's (CA)	59 83	132	A	Loyol a Marymount	83 75	161	A	Pepperdi ne	48 74	
20	H	BYU	44 54	65	H	Paci fi c	70 74	251	A	San Franci sco	71 66	155	H	CSUN	38 53	
337	H	Grand Canyon	75 55													
320	A	San Jose St.	62 56													
131	A	Fresno St.	53 80													
38	A	Oregon St.	31 82													

Non-Div I Games: Sonoma St. 98 38

Santa Clara

Average RPI Win:	325	WON-LOST	WINNING	LAST 10	STRENGTH OF	OPP. STRENGTH	TEAM	ADJ.	CONF.	ADJ CONF.
Average RPI Loss:	203	RECORD	PCT. RANK	GAMES	SCHEDULE	OF SCHEDULE	RPI	RPI	RPI	RPI
DIV. I ONLY	2- 9	314	2-8	345	205	339	339	32	32	
DIV. I NON-CONF.	0- 7	336	0- 0	287	103	345	345	32	32	
-----										
TOTALS	RPI 1-25	RPI 26-50	W-L RECORDS	RPI 51-100	RPI 101-150	RPI 150+				
2- 9	0- 0	0- 2	OVERALL	0- 0	0- 0	2- 7				
0- 4	0- 0	0- 0	HOME	0- 0	0- 0	0- 4				
2- 5	0- 0	0- 2	AWAY	0- 0	0- 0	2- 3				
0- 0	0- 0	0- 0	NEUTRAL	0- 0	0- 0	0- 0				
0- 7	0- 0	0- 2	NON-CONFERENCE	0- 0	0- 0	0- 5				
0- 3	0- 0	0- 0	HOME	0- 0	0- 0	0- 3				
0- 4	0- 0	0- 2	AWAY	0- 0	0- 0	0- 2				
0- 0	0- 0	0- 0	NEUTRAL	0- 0	0- 0	0- 0				
2- 2	0- 0	0- 0	CONFERENCE	0- 0	0- 0	2- 2				
0- 1	0- 0	0- 0	HOME	0- 0	0- 0	0- 1				
2- 1	0- 0	0- 0	AWAY	0- 0	0- 0	2- 1				
0- 0	0- 0	0- 0	NEUTRAL	0- 0	0- 0	0- 0				

RPI 1-25				RPI 26-50				RPI 51-100				RPI 101+ Team's RPI: 339			
RPI	S	Opponent	Score	RPI	S	Opponent	Score	RPI	S	Opponent	Score	RPI	S	Opponent	Score
				26	A	South Dakota St.	49 97					194	A	Ole Miss	51 74
				43	A	DePaul	61 124					197	H	Jacksonville	58 68
												245	H	Texas Southern	41 65
												254	H	Norfolk St.	42 78
												268	A	Wichita St.	50 66
												284	H	Ga. Southern	71 82
												304	A	Coppin St.	76 70
												318	A	Morgan St.	47 63
												346	A	Florida A&M	54 50
LAST 12 Division I GAMES:															
				26	A	South Dakota St.	49 97	254	H	Norfolk St.	42 78				
				194	A	Ole Miss	51 74	346	A	Florida A&M	54 50				
				245	H	Texas Southern	41 65	318	A	Morgan St.	47 63				
				43	A	DePaul	61 124	304	A	Coppin St.	76 70				
				197	H	Jacksonville	58 68	268	A	Wichita St.	50 66				
				284	H	Ga. Southern	71 82								

Non-Div I Games: Carver 101 49 Wesleyan (GA) 155 26

Savannah St.

Average RPI Win:	0	WON-LOST	WINNING	LAST 10	STRENGTH OF	OPP. STRENGTH	TEAM	ADJ.	CONF.	ADJ CONF.
Average RPI Loss:	188	RECORD	PCT. RANK	GAMES	SCHEDULE	OF SCHEDULE	RPI	RPI	RPI	RPI
DIV. I ONLY	0- 18	350	0-10	183	301	336	336	29	29	
DIV. I NON-CONF.	0- 13	336	0- 0	119	265	328	328	30	30	
-----										
TOTALS	RPI 1-25	RPI 26-50	W-L RECORDS	RPI 51-100	RPI 101-150	RPI 150+				
0- 18	0- 0	0- 1	OVERALL	0- 2	0- 4	0- 11				
0- 8	0- 0	0- 0	HOME	0- 0	0- 1	0- 7				
0- 9	0- 0	0- 1	AWAY	0- 1	0- 3	0- 4				
0- 1	0- 0	0- 0	NEUTRAL	0- 1	0- 0	0- 0				
0- 13	0- 0	0- 1	NON-CONFERENCE	0- 2	0- 4	0- 6				
0- 5	0- 0	0- 0	HOME	0- 0	0- 1	0- 4				
0- 7	0- 0	0- 1	AWAY	0- 1	0- 3	0- 2				
0- 1	0- 0	0- 0	NEUTRAL	0- 1	0- 0	0- 0				
0- 5	0- 0	0- 0	CONFERENCE	0- 0	0- 0	0- 5				
0- 3	0- 0	0- 0	HOME	0- 0	0- 0	0- 3				
0- 2	0- 0	0- 0	AWAY	0- 0	0- 0	0- 2				
0- 0	0- 0	0- 0	NEUTRAL	0- 0	0- 0	0- 0				

RPI	S	Opponent	Score	RPI	S	Opponent	Score	RPI	S	Opponent	Score	RPI	S	Opponent	Score
40	A	Utah	62 89	56	N	Arizona	54 84	104	A	UC Davis	59 76	112	H	Washington	58 69
				65	A	Pacific	61 75	143	A	Portland St.	43 68	148	A	UC Irvine	60 65
								161	H	Pepperdine	64 78	178	A	New Mexico St.	55 75
								214	H	Cal St. Fullerton	54 57	218	H	Utah Valley	55 58
								248	A	UTRGV	56 69	255	H	Northern Ariz.	58 65
								262	A	Nevada	54 67	268	A	Hawaii	51 67
								270	H	CSU Bakersfield	60 70	307	H	Cal Poly	50 60
								337	H	Grand Canyon	73 74				
LAST 12 Division I GAMES:															
262	A	Nevada	54 67	248	A	UTRGV	56 69								
307	H	Cal Poly	50 60	178	A	New Mexico St.	55 75								
104	A	UC Davis	59 76	218	H	Utah Valley	55 58								
65	A	Pacific	61 75	337	H	Grand Canyon	73 74								
161	H	Pepperdine	64 78	270	H	CSU Bakersfield	60 70								
112	H	Washington	58 69	148	A	UC Irvine	60 65								

Non-Div I Games:

Seattle U

Average RPI	Win:	203	WON-LOST	WINNING	LAST 10	STRENGTH OF	OPP. STRENGTH	TEAM	ADJ.	CONF.	ADJ CONF.
Average RPI	Loss:	51	RECORD	PCT. RANK	GAMES	SCHEDULE	OF SCHEDULE	RPI	RPI	RPI	RPI
DIV. I ONLY		12- 6		83	5-5	119	79	74	74	5	5
DIV. I NON-CONF.		8- 3		71	0- 0	267	152	116	116	4	4
-----											
TOTALS	RPI 1-25		RPI 26-50		W-L RECORDS	RPI 51-100		RPI 101-150		RPI 150+	
12- 6	0- 3		1- 1		OVERALL	3- 1		1- 0		7- 1	
9- 0	0- 0		0- 0		HOME	2- 0		1- 0		6- 0	
2- 5	0- 3		1- 0		AWAY	1- 1		0- 0		0- 1	
1- 1	0- 0		0- 1		NEUTRAL	0- 0		0- 0		1- 0	
8- 3	0- 1		0- 1		NON-CONFERENCE	1- 1		0- 0		7- 0	
6- 0	0- 0		0- 0		HOME	0- 0		0- 0		6- 0	
1- 2	0- 1		0- 0		AWAY	1- 1		0- 0		0- 0	
1- 1	0- 0		0- 1		NEUTRAL	0- 0		0- 0		1- 0	
4- 3	0- 2		1- 0		CONFERENCE	2- 0		1- 0		0- 1	
3- 0	0- 0		0- 0		HOME	2- 0		1- 0		0- 0	
1- 3	0- 2		1- 0		AWAY	0- 0		0- 0		0- 1	
0- 0	0- 0		0- 0		NEUTRAL	0- 0		0- 0		0- 0	

RPI 1-25				RPI 26-50				RPI 51-100				Team's RPI: 74	RPI 101+			
RPI	S	Opponent	Score	RPI	S	Opponent	Score	RPI	S	Opponent	Score		RPI	S	Opponent	Score
8	A	UConn	61 99	32	N	Georgi a Tech	73 84	57	A	UCLA	62 78		106	H	St. John's (NY)	77 67
15	A	Marquette	60 96	43	A	DePaul	84 73	67	H	Creighton	82 75		175	A	Xavi er	62 63
21	A	Butler	59 62					86	H	Provi dence	79 73		252	H	UTSA	84 53
								88	A	Princeton	70 66		274	H	St. Francis Brooklyn	100 77
													290	H	UMass Lowell	90 57
													291	H	Kennesaw St.	102 80
													303	H	Saint Peter's	90 47
													316	H	Wagner	95 40
													321	N	UNC Greensboro	71 64
LAST 12 Division I GAMES:																
106	H	St. John's (NY)	77 67	43	A	DePaul	84 73									
321	N	UNC Greensboro	71 64	15	A	Marquette	60 96									
32	N	Georgi a Tech	73 84	86	H	Provi dence	79 73									
8	A	UConn	61 99	67	H	Creighton	82 75									
303	H	Saint Peter's	90 47	175	A	Xavi er	62 63									
290	H	UMass Lowell	90 57	21	A	Butler	59 62									

Non-Div I Games:

Seton Hall

Average RPI Win:	272	WON-LOST	WINNING	LAST 10	STRENGTH OF	OPP. STRENGTH	TEAM	ADJ.	CONF.	ADJ CONF.
Average RPI Loss:	178	RECORD	PCT. RANK	GAMES	SCHEDULE	OF SCHEDULE	RPI	RPI	RPI	RPI
DIV. I ONLY	8- 9	190	5-5	285	277	261	261	27	27	
DIV. I NON-CONF.	4- 7	228	1- 0	259	252	279	279	28	28	
<hr/>										
TOTALS	RPI 1-25	RPI 26-50	W-L RECORDS	RPI 51-100	RPI 101-150	RPI 150+				
8- 9	0- 0	0- 0	OVERALL	0- 2	0- 2	8- 5				
4- 5	0- 0	0- 0	HOME	0- 2	0- 0	4- 3				
3- 3	0- 0	0- 0	AWAY	0- 0	0- 1	3- 2				
1- 1	0- 0	0- 0	NEUTRAL	0- 0	0- 1	1- 0				
4- 7	0- 0	0- 0	NON-CONFERENCE	0- 2	0- 1	4- 4				
2- 4	0- 0	0- 0	HOME	0- 2	0- 0	2- 2				
1- 2	0- 0	0- 0	AWAY	0- 0	0- 0	1- 2				
1- 1	0- 0	0- 0	NEUTRAL	0- 0	0- 1	1- 0				
4- 2	0- 0	0- 0	CONFERENCE	0- 0	0- 1	4- 1				
2- 1	0- 0	0- 0	HOME	0- 0	0- 0	2- 1				
2- 1	0- 0	0- 0	AWAY	0- 0	0- 1	2- 0				
0- 0	0- 0	0- 0	NEUTRAL	0- 0	0- 0	0- 0				

RPI	S	Opponent	Score	RPI	S	Opponent	Score	RPI	S	Opponent	Score	RPI	S	Opponent	Score	Team's RPI: 261
66	H	Harvard	54	73	82	H	Penn	51	58	122	N	Drexel	39	51		
										134	A	Marist	59	88		
										181	H	Massachusetts	64	59		
										203	H	Rider	52	55		
										209	A	Sacred Heart	50	72		
										224	A	Howard	86	81		
										234	H	Colgate	55	53		
										239	A	St. Bonaventure	58	74		
										249	A	Monmouth	77	68		
										258	H	Hofstra	50	57		
										289	H	Fla. Atlantic	66	70		
										303	A	Saint Peter's	84	57		
										316	N	Wagner	74	71		
										329	H	Iona	59	47		
										341	H	Manhattan	62	56		
<hr/>																
LAST 12 Division I GAMES:																
303	A	Saint Peter's	84	57	316	N	Wagner	74	71							
258	H	Hofstra	50	57	249	A	Monmouth	77	68							
181	H	Massachusetts	64	59	134	A	Marist	59	88							
239	A	St. Bonaventure	58	74	203	H	Rider	52	55							
289	H	Fla. Atlantic	66	70	341	H	Manhattan	62	56							
234	H	Colgate	55	53	329	H	Iona	59	47							

Non-Div I Games:

Siena

Average RPI Win:	230	WON-LOST	WINNING	LAST 10	STRENGTH OF	OPP. STRENGTH	TEAM	ADJ.	CONF.	ADJ CONF.
Average RPI Loss:	125	RECORD	PCT. RANK	GAMES	SCHEDULE	OF SCHEDULE	RPI	RPI	RPI	RPI

DIV. I ONLY	12- 3	32	7-3	331	82	139	139	14	14
DIV. I NON-CONF.	9- 0	1	1- 0	344	76	101	101	15	15
-----									
TOTALS	RPI 1-25	RPI 26-50	W-L RECORDS	RPI 51-100	RPI 101-150	RPI 150+			
12- 3	0- 0	0- 0	OVERALL	0- 1	1- 1	11- 1			
3- 2	0- 0	0- 0	HOME	0- 1	0- 0	3- 1			
8- 1	0- 0	0- 0	AWAY	0- 0	1- 1	7- 0			
1- 0	0- 0	0- 0	NEUTRAL	0- 0	0- 0	1- 0			
9- 0	0- 0	0- 0	NON-CONFERENCE	0- 0	1- 0	8- 0			
3- 0	0- 0	0- 0	HOME	0- 0	0- 0	3- 0			
5- 0	0- 0	0- 0	AWAY	0- 0	1- 0	4- 0			
1- 0	0- 0	0- 0	NEUTRAL	0- 0	0- 0	1- 0			
3- 3	0- 0	0- 0	CONFERENCE	0- 1	0- 1	3- 1			
0- 2	0- 0	0- 0	HOME	0- 1	0- 0	0- 1			
3- 1	0- 0	0- 0	AWAY	0- 0	0- 1	3- 0			
0- 0	0- 0	0- 0	NEUTRAL	0- 0	0- 0	0- 0			

RPI 1-25	RPI 26-50	RPI 51-100	RPI 101+	Team's RPI: 139
RPI S Opponent Score	RPI S Opponent Score	RPI S Opponent Score	RPI S Opponent Score	
		100 H Little Rock 42 65	109 A Appalachian St. 63 71	
			118 A Alabama 72 67	
			165 H Arkansas St. 64 77	
			177 A Georgia St. 68 59	
			178 N New Mexico St. 68 67	
			182 A Southern U. 53 49	
			207 A Coastal Caro. 88 78	
			211 H Southern Miss. 77 68	
			224 H Alabama St. 77 65	
			232 H ETSU 81 74	
			284 A Ga. Southern 69 53	
			301 A Tennessee St. 78 56	
			311 A FIU 84 77	
			331 A Central Ark. 58 50	
LAST 12 Division I GAMES:				
109 A Appalachian St. 63 71	311 A FIU 84 77			
178 N New Mexico St. 68 67	284 A Ga. Southern 69 53			
224 H Alabama St. 77 65	177 A Georgia St. 68 59			
118 A Alabama 72 67	100 H Little Rock 42 65			
301 A Tennessee St. 78 56	165 H Arkansas St. 64 77			
232 H ETSU 81 74	207 A Coastal Caro. 88 78			

Non-Div I Games: Faulkner 97 40 Spring Hill 75 57

South Alabama

Average RPI Win:	126	WON-LOST	WINNING	LAST 10	STRENGTH OF	OPP. STRENGTH	TEAM	ADJ.	CONF.	ADJ CONF.
Average RPI Loss:	17	RECORD	PCT. RANK	GAMES	SCHEDULE	OF SCHEDULE	RPI	RPI	RPI	RPI
DIV. I ONLY	13- 5	58	9-1	17	10	18	18	6	6	
DIV. I NON-CONF.	8- 4	91	0- 1	31	11	46	46	6	6	
-----										
TOTALS	RPI 1-25	RPI 26-50	W-L RECORDS	RPI 51-100	RPI 101-150	RPI 150+				
13- 5	0- 4	5- 1	OVERALL	1- 0	2- 0	5- 0				
8- 2	0- 2	2- 0	HOME	1- 0	2- 0	3- 0				
4- 1	0- 1	3- 0	AWAY	0- 0	0- 0	1- 0				
1- 2	0- 1	0- 1	NEUTRAL	0- 0	0- 0	1- 0				
8- 4	0- 3	2- 1	NON-CONFERENCE	1- 0	1- 0	4- 0				
5- 2	0- 2	1- 0	HOME	1- 0	1- 0	2- 0				
2- 0	0- 0	1- 0	AWAY	0- 0	0- 0	1- 0				
1- 2	0- 1	0- 1	NEUTRAL	0- 0	0- 0	1- 0				
5- 1	0- 1	3- 0	CONFERENCE	0- 0	1- 0	1- 0				
3- 0	0- 0	1- 0	HOME	0- 0	1- 0	1- 0				
2- 1	0- 1	2- 0	AWAY	0- 0	0- 0	0- 0				
0- 0	0- 0	0- 0	NEUTRAL	0- 0	0- 0	0- 0				

RPI	S	Opponent	Score	RPI	S	Opponent	Score	RPI	S	Opponent	Score	RPI	S	Opponent	Score
2	H	Baylor	69 94	31	A	Texas A&M	60 57	87	H	Dayton	65 55	109	H	Appalachian St.	80 50
9	A	Mississippi St.	74 89	33	A	Purdue	82 73					118	H	Alabama	62 59
11	N	Drake	85 90	34	H	Missouri	79 65					213	H	Florida	71 40
25	H	Maryland	61 85	37	H	Clemson	69 57					224	A	Alabama St.	94 38
				38	N	Oregon St.	68 70					231	H	Temple	88 60
				47	A	LSU	76 53					232	N	ETSU	101 55
-----															
LAST 12 Division I GAMES:															
118	H	Alabama	62 59	11	N	Drake	85 90								
31	A	Texas A&M	60 57	38	N	Oregon St.	68 70								
246	H	Furman	66 53	34	H	Missouri	79 65								
231	H	Temple	88 60	9	A	Mississippi St.	74 89								
33	A	Purdue	82 73	47	A	LSU	76 53								
109	H	Appalachian St.	80 50	213	H	Florida	71 40								

Non-Div I Games:

South Carolina



Average RPI Win:	298	WON-LOST	WINNING	LAST 10	STRENGTH OF	OPP. STRENGTH	TEAM	ADJ.	CONF.	ADJ CONF.
Average RPI Loss:	215	RECORD	PCT. RANK	GAMES	SCHEDULE	OF SCHEDULE	RPI	RPI	RPI	RPI

DIV. I ONLY	7- 10	222	5-5	339	318	306	306	32	32
DIV. I NON-CONF.	5- 7	206	1- 0	334	300	297	297	32	32
-----									
TOTALS	RPI 1-25	RPI 26-50	W-L RECORDS	RPI 51-100	RPI 101-150	RPI 150+			
7- 10	0- 0	0- 0	OVERALL	0- 1	0- 2	7- 7			
4- 3	0- 0	0- 0	HOME	0- 0	0- 0	4- 3			
3- 5	0- 0	0- 0	AWAY	0- 1	0- 1	3- 3			
0- 2	0- 0	0- 0	NEUTRAL	0- 0	0- 1	0- 1			
5- 7	0- 0	0- 0	NON-CONFERENCE	0- 1	0- 2	5- 4			
3- 1	0- 0	0- 0	HOME	0- 0	0- 0	3- 1			
2- 4	0- 0	0- 0	AWAY	0- 1	0- 1	2- 2			
0- 2	0- 0	0- 0	NEUTRAL	0- 0	0- 1	0- 1			
2- 3	0- 0	0- 0	CONFERENCE	0- 0	0- 0	2- 3			
1- 2	0- 0	0- 0	HOME	0- 0	0- 0	1- 2			
1- 1	0- 0	0- 0	AWAY	0- 0	0- 0	1- 1			
0- 0	0- 0	0- 0	NEUTRAL	0- 0	0- 0	0- 0			

RPI 1-25				RPI 26-50				RPI 51-100				RPI 101+ Team's RPI: 306			
RPI	S	Opponent	Score	RPI	S	Opponent	Score	RPI	S	Opponent	Score	RPI	S	Opponent	Score
								56	A	Ari zona	32 73	115	N	Wake Forest	44 58
												142	A	Radford	31 61
												207	A	Coastal Caro.	44 57
												222	N	East Carolina	63 71
												224	H	Howard	72 63
												229	H	UNLV	58 49
												254	H	Norfolk St.	50 57
												267	H	N. C. A&T	44 58
												276	H	Winthrop	50 58
												296	A	Col. of Charleston	51 75
												304	A	Coppin St.	75 59
												318	A	Morgan St.	51 62
												325	A	Presbyteri an	57 48
												328	A	Western Caro.	54 39
												333	H	Charleston So.	67 58
												340	H	USC Upstate	71 66
-----															
LAST 12 Division I GAMES:															
328	A	Western Caro.	54 39	229	H	UNLV	58 49								
222	N	East Carolina	63 71	254	H	Norfolk St.	50 57								
115	N	Wake Forest	44 58	224	H	Howard	72 63								
276	H	Winthrop	50 58	304	A	Coppin St.	75 59								
340	H	USC Upstate	71 66	318	A	Morgan St.	51 62								
56	A	Ari zona	32 73	267	H	N. C. A&T	44 58								

Non-Div I Games: Voorhees 88 61 UNKNOWN 67 51

South Carolina St.

Average RPI Win:	162	WON-LOST	WINNING	LAST 10	STRENGTH OF	OPP. STRENGTH	TEAM	ADJ.	CONF.	ADJ CONF.
Average RPI Loss:	63	RECORD	PCT. RANK	GAMES	SCHEDULE	OF SCHEDULE	RPI	RPI	RPI	RPI

DIV. I ONLY	15- 3	23	8-2	118	70	27	27	18	18
DIV. I NON-CONF.	10- 2	37	0- 0	55	12	13	13	16	16

TOTALS	RPI 1-25	RPI 26-50	W-L RECORDS	RPI 51-100	RPI 101-150	RPI 150+
15- 3	1- 1	2- 1	OVERALL	3- 0	2- 1	7- 0
5- 0	1- 0	1- 0	HOME	1- 0	0- 0	2- 0
7- 2	0- 1	1- 0	AWAY	2- 0	1- 1	3- 0
3- 1	0- 0	0- 1	NEUTRAL	0- 0	1- 0	2- 0
10- 2	1- 1	1- 1	NON-CONFERENCE	3- 0	2- 0	3- 0
3- 0	1- 0	0- 0	HOME	1- 0	0- 0	1- 0
4- 1	0- 1	1- 0	AWAY	2- 0	1- 0	0- 0
3- 1	0- 0	0- 1	NEUTRAL	0- 0	1- 0	2- 0
5- 1	0- 0	1- 0	CONFERENCE	0- 0	0- 1	4- 0
2- 0	0- 0	1- 0	HOME	0- 0	0- 0	1- 0
3- 1	0- 0	0- 0	AWAY	0- 0	0- 1	3- 0
0- 0	0- 0	0- 0	NEUTRAL	0- 0	0- 0	0- 0

RPI 1-25	RPI 26-50	Team's RPI: 27	RPI 51-100	RPI 101+
RPI S Opponent Score	RPI S Opponent Score		RPI S Opponent Score	RPI S Opponent Score
11 A Drake 64 76	26 H South Dakota St. 105 98		53 H Green Bay 55 49	132 N Loyola Marymount 67 40
14 H Iowa St. 64 59	29 N Indiana 60 68		67 A Creighton 77 65	146 A Montana 64 41
	34 A Missouri 74 61		96 A Missouri St. 85 74	150 A Denver 99 104
				159 N Grambling 67 53
				170 A Oral Roberts 76 72
				268 N Wichita St. 73 64
				300 A Omaha 80 49
				310 A North Dakota St. 67 41
				315 H Incarnate Word 96 43
				338 H Purdue Fort Wayne 69 51
LAST 12 Division I GAMES:				
29 N Indiana 60 68	300 A Omaha 80 49			
132 N Loyola Marymount 67 40	170 A Oral Roberts 76 72			
159 N Grambling 67 53	338 H Purdue Fort Wayne 69 51			
34 A Missouri 74 61	26 H South Dakota St. 105 98			
96 A Missouri St. 85 74	150 A Denver 99 104			
53 H Green Bay 55 49	310 A North Dakota St. 67 41			

Non-Div I Games: Bellevue 79 40 St. Mary (NE) 112 52 South Dakota

Average RPI Win:	152	WON-LOST	WINNING	LAST 10	STRENGTH OF	OPP. STRENGTH	TEAM	ADJ.	CONF.	ADJ CONF.
Average RPI Loss:	27	RECORD	PCT. RANK	GAMES	SCHEDULE	OF SCHEDULE	RPI	RPI	RPI	RPI

DIV. I ONLY	13- 6	79	7-3	32	40	26	26	18	18
DIV. I NON-CONF.	8- 5	120	0- 0	10	5	17	17	16	16
TOTALS	RPI 1-25	RPI 26-50	W-L RECORDS	RPI 51-100	RPI 101-150	RPI 150+			
13- 6	2- 3	0- 2	OVERALL	3- 1	2- 0	6- 0			
7- 1	1- 1	0- 0	HOME	3- 0	1- 0	2- 0			
6- 3	1- 1	0- 1	AWAY	0- 1	1- 0	4- 0			
0- 2	0- 1	0- 1	NEUTRAL	0- 0	0- 0	0- 0			
8- 5	2- 3	0- 1	NON-CONFERENCE	3- 1	1- 0	2- 0			
5- 1	1- 1	0- 0	HOME	3- 0	0- 0	1- 0			
3- 2	1- 1	0- 0	AWAY	0- 1	1- 0	1- 0			
0- 2	0- 1	0- 1	NEUTRAL	0- 0	0- 0	0- 0			
5- 1	0- 0	0- 1	CONFERENCE	0- 0	1- 0	4- 0			
2- 0	0- 0	0- 0	HOME	0- 0	1- 0	1- 0			
3- 1	0- 0	0- 1	AWAY	0- 0	0- 0	3- 0			
0- 0	0- 0	0- 0	NEUTRAL	0- 0	0- 0	0- 0			

RPI 1-25	RPI 26-50	Team's RPI: 26	RPI 51-100	RPI 101+
RPI S Opponent Score	RPI S Opponent Score		RPI S Opponent Score	RPI S Opponent Score
2 N Baylor 66 72	27 A South Dakota 98 105		53 H Green Bay 77 47	128 A Chattanooga 71 54
3 H Oregon 79 87	36 N Buffalo 55 61		67 H Creighton 74 48	150 H Denver 76 59
11 H Drake 80 71			78 A Wyoming 70 77	152 A Montana St. 88 67
15 A Marquette 52 91			97 H FGCU 80 62	170 H Oral Roberts 68 55
19 A Central Mich. 80 71				217 A North Dakota 66 48
				239 A Western Ill. 93 84
				338 A Purdue Fort Wayne 85 52
				339 H Savannah St. 97 49
LAST 12 Division I GAMES:				
78 A Wyoming 70 77	217 A North Dakota 66 48			
152 A Montana St. 88 67	170 H Oral Roberts 68 55			
339 H Savannah St. 97 49	150 H Denver 76 59			
3 H Oregon 79 87	27 A South Dakota 98 105			
11 H Drake 80 71	338 A Purdue Fort Wayne 85 52			
128 A Chattanooga 71 54	239 A Western Ill. 93 84			

Non-Div I Games:

South Dakota St.

Average RPI Win: 192      WON-LOST      WINNING      LAST 10  
Average RPI Loss: 44      RECORD      PCT. RANK      GAMES      STRENGTH OF      OPP. STRENGTH      TEAM      ADJ.      CONF.      ADJ CONF.  
SCHEDULE      OF SCHEDULE      RPI      RPI      RPI      RPI

DIV. I ONLY	11- 7	112	5-5	147	24	123	123	9	9
DIV. I NON-CONF.	9- 5	105	0- 0	250	13	154	154	9	9
-----									
TOTALS	RPI 1-25	RPI 26-50	W-L RECORDS	RPI 51-100	RPI 101-150	RPI 150+			
11- 7	0- 3	0- 2	OVERALL	3- 2	1- 0	7- 0			
8- 1	0- 1	0- 0	HOME	1- 0	1- 0	6- 0			
2- 2	0- 1	0- 1	AWAY	1- 0	0- 0	1- 0			
1- 4	0- 1	0- 1	NEUTRAL	1- 2	0- 0	0- 0			
9- 5	0- 1	0- 2	NON-CONFERENCE	2- 2	1- 0	6- 0			
7- 0	0- 0	0- 0	HOME	0- 0	1- 0	6- 0			
1- 1	0- 0	0- 1	AWAY	1- 0	0- 0	0- 0			
1- 4	0- 1	0- 1	NEUTRAL	1- 2	0- 0	0- 0			
2- 2	0- 2	0- 0	CONFERENCE	1- 0	0- 0	1- 0			
1- 1	0- 1	0- 0	HOME	1- 0	0- 0	0- 0			
1- 1	0- 1	0- 0	AWAY	0- 0	0- 0	1- 0			
0- 0	0- 0	0- 0	NEUTRAL	0- 0	0- 0	0- 0			

RPI 1-25				RPI 26-50				RPI 51-100				RPI 101+ Team's RPI: 123			
RPI	S	Opponent	Score	RPI	S	Opponent	Score	RPI	S	Opponent	Score	RPI	S	Opponent	Score
8	A	UConn	46 63	44	N	North Carolina	69 71	57	N	UCLA	60 56	137	H	Oklahoma	87 70
17	H	UCF	49 62	47	A	LSU	49 78	67	N	Creighton	76 83	159	H	Grambling	67 50
24	N	Kentucky	63 85					85	H	Tulane	73 46	198	H	George Washington	63 30
								98	N	Virginia	67 74	231	A	Temple	63 53
								99	A	Ohio St.	71 47	275	H	Vermont	102 55
												277	H	Bethune-Cookman	88 39
												283	H	Albany (NY)	74 37
												308	H	New Hampshire	79 36
LAST 12 Division I GAMES:															
				67	N	Creighton	76 83	85	H	Tulane	73 46				
				275	H	Vermont	102 55	8	A	UConn	46 63				
				159	H	Grambling	67 50	17	H	UCF	49 62				
				198	H	George Washington	63 30	231	A	Temple	63 53				
				308	H	New Hampshire	79 36	47	A	LSU	49 78				
				57	N	UCLA	60 56	98	N	Virginia	67 74				

Non-Div I Games:

South Fla.

Average RPI Win: 290		WON-LOST RECORD		WINNING PCT. RANK		LAST 10 GAMES		STRENGTH OF SCHEDULE		OPP. STRENGTH OF SCHEDULE		TEAM RPI		ADJ. RPI		CONF. RPI		ADJ. CONF. RPI	
Average RPI Loss: 168																			
DIV. I ONLY		6- 9		228		6-4		223		326		220		220		22		22	
DIV. I NON-CONF.		3- 6		241		0- 0		153		313		210		210		20		20	
TOTALS		RPI 1-25		RPI 26-50		W-L RECORDS		RPI 51-100		RPI 101-150		RPI 150+							
6- 9		0- 1		0- 0		OVERALL		0- 0		0- 1		6- 7							
2- 3		0- 0		0- 0		HOME		0- 0		0- 1		2- 2							
4- 5		0- 1		0- 0		AWAY		0- 0		0- 0		4- 4							
0- 1		0- 0		0- 0		NEUTRAL		0- 0		0- 0		0- 1							
3- 6		0- 1		0- 0		NON-CONFERENCE		0- 0		0- 0		3- 5							
1- 1		0- 0		0- 0		HOME		0- 0		0- 0		1- 1							
2- 4		0- 1		0- 0		AWAY		0- 0		0- 0		2- 3							
0- 1		0- 0		0- 0		NEUTRAL		0- 0		0- 0		0- 1							
3- 3		0- 0		0- 0		CONFERENCE		0- 0		0- 1		3- 2							
1- 2		0- 0		0- 0		HOME		0- 0		0- 1		1- 1							
2- 1		0- 0		0- 0		AWAY		0- 0		0- 0		2- 1							
0- 0		0- 0		0- 0		NEUTRAL		0- 0		0- 0		0- 0							

RPI 1-25					
RPI	S	Opponent	Score		
9	A	Mississippi St.	53	88	
RPI 26-50					
RPI	S	Opponent	Score		
RPI 51-100					
RPI	S	Opponent	Score		
Team's RPI : 220					
RPI	S	Opponent	Score		
144	H	UT Martin	73	80	
158	H	Indiana St.	51	62	
160	N	North Ala.	67	80	
162	A	Morehead St.	54	82	
168	A	Southern Ill.	40	60	
173	A	Bradley	79	85	
202	A	SIUE	62	52	
239	H	Western Ill.	81	71	
257	A	Memphis	57	69	
285	H	Murray St.	59	64	
313	H	Austin Peay	64	54	
317	A	NJIT	68	58	
326	A	Eastern Ky.	52	42	
344	A	Evansville	54	50	
LAST 12 Division I GAMES:					
257	A	Memphis	57	69	
344	A	Evansville	54	50	
158	H	Indiana St.	51	62	
317	A	NJIT	68	58	
160	N	North Ala.	67	80	
239	H	Western Ill.	81	71	
326	A	Eastern Ky.	52	42	
162	A	Morehead St.	54	82	
285	H	Murray St.	59	64	
313	H	Austin Peay	64	54	
144	H	UT Martin	73	80	
202	A	SIUE	62	52	

Non-Div I Games:	Ill.-Springfield	82	46	Harris-Stowe	80	65
------------------	------------------	----	----	--------------	----	----

Southeast Mo. St.

■ Loss, ■ Non-Conf, S Site, H Home A Away N Neutral

Average RPI Win:	288	WON-LOST	WINNING	LAST 10	STRENGTH OF	OPP. STRENGTH	TEAM	ADJ.	CONF.	ADJ CONF.
Average RPI Loss:	157	RECORD	PCT. RANK	GAMES	SCHEDULE	OF SCHEDULE	RPI	RPI	RPI	RPI
DIV. I ONLY	6- 8	217	3-7	284	282	236	236	26	26	
DIV. I NON-CONF.	4- 5	190	0- 0	309	288	234	234	22	22	
-----										
TOTALS	RPI 1-25	RPI 26-50	W-L RECORDS	RPI 51-100	RPI 101-150	RPI 150+				
6- 8	0- 0	0- 1	OVERALL	0- 2	0- 2	6- 3				
3- 2	0- 0	0- 0	HOME	0- 1	0- 0	3- 1				
3- 6	0- 0	0- 1	AWAY	0- 1	0- 2	3- 2				
0- 0	0- 0	0- 0	NEUTRAL	0- 0	0- 0	0- 0				
4- 5	0- 0	0- 1	NON-CONFERENCE	0- 0	0- 2	4- 2				
1- 1	0- 0	0- 0	HOME	0- 0	0- 0	1- 1				
3- 4	0- 0	0- 1	AWAY	0- 0	0- 2	3- 1				
0- 0	0- 0	0- 0	NEUTRAL	0- 0	0- 0	0- 0				
2- 3	0- 0	0- 0	CONFERENCE	0- 2	0- 0	2- 1				
2- 1	0- 0	0- 0	HOME	0- 1	0- 0	2- 0				
0- 2	0- 0	0- 0	AWAY	0- 1	0- 0	0- 1				
0- 0	0- 0	0- 0	NEUTRAL	0- 0	0- 0	0- 0				

RPI 1-25				RPI 26-50				RPI 51-100				RPI 101+				Team's RPI: 236
RPI	S	Opponent	Score	RPI	S	Opponent	Score	RPI	S	Opponent	Score	RPI	S	Opponent	Score	
				47	A	LSU	52 72	60	A	Lamar University	54 94	118	A	Alabama	40 88	
								84	H	SFA	51 62	135	A	Louisiana Tech	53 72	
												166	H	Abilene Christian	74 71	
												211	H	Southern Miss.	52 59	
												223	A	SMU	63 62	
												281	A	Alabama A&M	48 51	
												319	A	McNeese	56 62	
												322	H	La.-Monroe	49 42	
												331	H	Central Ark.	62 53	
												334	A	Jackson St.	50 45	
												350	A	Alcorn	77 59	
LAST 12 Division I GAMES:																
211	H	Southern Miss.	52 59	319	A	McNeese	56 62									
322	H	La.-Monroe	49 42	60	A	Lamar University	54 94									
281	A	Alabama A&M	48 51	166	H	Abilene Christian	74 71									
135	A	Louisiana Tech	53 72	331	H	Central Ark.	62 53									
334	A	Jackson St.	50 45	84	H	SFA	51 62									
223	A	SMU	63 62	47	A	LSU	52 72									

Non-Div I Games: Mobile 70 57 Xavier (LA) 47 59

Southeastern La.

Average RPI	Win:	184	WON-LOST	WINNING	LAST 10	STRENGTH OF	OPP. STRENGTH	TEAM	ADJ.	CONF.	ADJ CONF.
Average RPI	Loss:	27	RECORD	PCT. RANK	GAMES	SCHEDULE	OF SCHEDULE	RPI	RPI	RPI	RPI
DIV. I ONLY		11- 6		90	4-6	55	48	49	49	2	2
DIV. I NON-CONF.		10- 1		19	0- 0	172	188	32	32	2	2
-----											
TOTALS	RPI 1-25		RPI 26-50		W-L RECORDS	RPI 51-100		RPI 101-150		RPI 150+	
11- 6	0- 2		0- 3		OVERALL	1- 1		2- 0		8- 0	
5- 3	0- 1		0- 1		HOME	0- 1		1- 0		4- 0	
5- 3	0- 1		0- 2		AWAY	1- 0		1- 0		3- 0	
1- 0	0- 0		0- 0		NEUTRAL	0- 0		0- 0		1- 0	
10- 1	0- 0		0- 1		NON-CONFERENCE	0- 0		2- 0		8- 0	
5- 0	0- 0		0- 0		HOME	0- 0		1- 0		4- 0	
4- 1	0- 0		0- 1		AWAY	0- 0		1- 0		3- 0	
1- 0	0- 0		0- 0		NEUTRAL	0- 0		0- 0		1- 0	
1- 5	0- 2		0- 2		CONFERENCE	1- 1		0- 0		0- 0	
0- 3	0- 1		0- 1		HOME	0- 1		0- 0		0- 0	
1- 2	0- 1		0- 1		AWAY	1- 0		0- 0		0- 0	
0- 0	0- 0		0- 0		NEUTRAL	0- 0		0- 0		0- 0	

RPI	S	Opponent	Score	RPI	S	Opponent	Score	Team's RPI: 49	RPI	S	Opponent	Score	RPI	S	Opponent	Score
3	H	Oregon	53 93	30	A	Cal i forni a	59 66		57	A	UCLA	72 67	124	A	UT Arl ington	73 61
4	A	Stanford	64 72	31	A	Texas A&M	51 71		57	H	UCLA	65 72	131	H	Fresno St.	62 61
				38	H	Oregon St.	52 76						153	N	Utah St.	55 46
													155	H	CSUN	58 42
													174	H	Santa Clara	77 46
													186	H	UC Ri versi de	73 55
													229	A	UNLV	86 72
													260	A	Long Beach St.	86 50
													262	A	Nevada	72 51
													297	H	UC Santa Barbara	82 39
-----																
LAST 12 Di vi si on I GAMES:																
124	A	UT Arl ington	73 61	57	A	UCLA	72 67		38	H	Oregon St.	52 76				
31	A	Texas A&M	51 71	3	H	Oregon	53 93		30	A	Cal i forni a	59 66				
155	H	CSUN	58 42	4	A	Stanford	64 72		57	H	UCLA	65 72				
229	A	UNLV	86 72													
131	H	Fresno St.	62 61													
262	A	Nevada	72 51													

Non-Di v I Games:

Southern Cal i forni a

Average RPI Win:	210	WON-LOST	WINNING	LAST 10	STRENGTH OF	OPP. STRENGTH	TEAM	ADJ.	CONF.	ADJ CONF.
Average RPI Loss:	136	RECORD	PCT. RANK	GAMES	SCHEDULE	OF SCHEDULE	RPI	RPI	RPI	RPI
DIV. I ONLY	8- 8	165	5-5	141	214	168	168	12	12	
DIV. I NON-CONF.	7- 4	109	0- 0	120	185	86	86	14	14	
-----										
TOTALS	RPI 1-25	RPI 26-50	W-L RECORDS	RPI 51-100	RPI 101-150	RPI 150+				
8- 8	0- 1	0- 0	OVERALL	2- 1	0- 2	6- 4				
6- 1	0- 0	0- 0	HOME	1- 0	0- 0	5- 1				
1- 6	0- 0	0- 0	AWAY	0- 1	0- 2	1- 3				
1- 1	0- 1	0- 0	NEUTRAL	1- 0	0- 0	0- 0				
7- 4	0- 1	0- 0	NON-CONFERENCE	2- 0	0- 2	5- 1				
5- 0	0- 0	0- 0	HOME	1- 0	0- 0	4- 0				
1- 3	0- 0	0- 0	AWAY	0- 0	0- 2	1- 1				
1- 1	0- 1	0- 0	NEUTRAL	1- 0	0- 0	0- 0				
1- 4	0- 0	0- 0	CONFERENCE	0- 1	0- 0	1- 3				
1- 1	0- 0	0- 0	HOME	0- 0	0- 0	1- 1				
0- 3	0- 0	0- 0	AWAY	0- 1	0- 0	0- 2				
0- 0	0- 0	0- 0	NEUTRAL	0- 0	0- 0	0- 0				

RPI	S	Opponent	Score	RPI	S	Opponent	Score	RPI	S	Opponent	Score	RPI	S	Opponent	Score	Team's RPI: 168
13	N	Arizona St.	38 <b>82</b>					93	H	Northern Ill.	82 73	110	A	Western Ky.	76 <b>83</b>	
								94	N	Hartford	72 50	144	A	UT Martin	94 <b>95</b>	
								96	A	Missouri St.	51 <b>66</b>	154	H	IUPUI	78 73	
												158	H	Indiana St.	58 <b>61</b>	
												173	A	Bradley	53 <b>58</b>	
												183	A	Illinois St.	52 <b>60</b>	
												208	A	Saint Louis	58 <b>62</b>	
												220	H	Southeast Mo. St.	60 40	
												241	H	Marshall	58 49	
												250	H	Eastern Ill.	73 59	
												285	A	Murray St.	65 59	
												344	H	Evansville	67 47	
LAST 12 Division I GAMES:																
285	A	Murray St.	65 59	173	A	Bradley	53 <b>58</b>	183	A	Illinois St.	52 <b>60</b>	96	A	Missouri St.	51 <b>66</b>	
250	H	Eastern Ill.	73 59	158	H	Indiana St.	58 <b>61</b>	344	H	Evansville	67 47	154	H	IUPUI	78 73	
93	H	Northern Ill.	82 73													
208	A	Saint Louis	58 <b>62</b>													
13	N	Arizona St.	38 <b>82</b>													
94	N	Hartford	72 50													

Non-Div I Games:

Southern Ill.



Average RPI Win:	252	WON-LOST	WINNING	LAST 10	STRENGTH OF	OPP. STRENGTH	TEAM	ADJ.	CONF.	ADJ CONF.
Average RPI Loss:	114	RECORD	PCT. RANK	GAMES	SCHEDULE	OF SCHEDULE	RPI	RPI	RPI	RPI
DIV. I ONLY	7- 10	222	3-7	93	300	211	211	16	16	
DIV. I NON-CONF.	6- 5	143	0- 0	249	301	236	236	19	19	
-----										
TOTALS	RPI 1-25	RPI 26-50	W-L RECORDS	RPI 51-100	RPI 101-150	RPI 150+				
7- 10	0- 1	0- 0	OVERALL	0- 3	0- 3	7- 3				
6- 6	0- 1	0- 0	HOME	0- 1	0- 2	6- 2				
1- 4	0- 0	0- 0	AWAY	0- 2	0- 1	1- 1				
0- 0	0- 0	0- 0	NEUTRAL	0- 0	0- 0	0- 0				
6- 5	0- 1	0- 0	NON-CONFERENCE	0- 1	0- 2	6- 1				
5- 3	0- 1	0- 0	HOME	0- 0	0- 1	5- 1				
1- 2	0- 0	0- 0	AWAY	0- 1	0- 1	1- 0				
0- 0	0- 0	0- 0	NEUTRAL	0- 0	0- 0	0- 0				
1- 5	0- 0	0- 0	CONFERENCE	0- 2	0- 1	1- 2				
1- 3	0- 0	0- 0	HOME	0- 1	0- 1	1- 1				
0- 2	0- 0	0- 0	AWAY	0- 1	0- 0	0- 1				
0- 0	0- 0	0- 0	NEUTRAL	0- 0	0- 0	0- 0				

RPI	S	Opponent	Score	RPI	S	Opponent	Score	RPI	S	Opponent	Score	RPI	S	Opponent	Score	Team's RPI: 211
9	H	Mississippi St.	42 86					55	H	Old Dominion	50 53	101	H	Rice	47 58	
								70	A	Middle Tenn.	49 66	116	H	Houston	44 61	
								85	A	Tulane	54 71	139	A	South Alabama	68 77	
												156	A	UAB	60 71	
												159	H	Grambling	68 47	
												169	H	Charlotte	65 54	
												190	H	North Texas	48 62	
												215	H	Sam Houston St.	61 65	
												226	H	Samford	76 40	
												236	A	Southeastern La.	59 52	
												299	H	Mississippi Val.	67 60	
												324	H	Northwestern St.	69 54	
												350	H	Alcorn	66 47	
LAST 12 Division I GAMES:																
116	H	Houston	44 61	55	H	Old Dominion	50 53	169	H	Charlotte	65 54	156	A	UAB	60 71	
236	A	Southeastern La.	59 52	70	A	Middle Tenn.	49 66	190	H	North Texas	48 62	226	H	Samford	76 40	
9	H	Mississippi St.	42 86	85	A	Tulane	54 71	101	H	Rice	47 58	299	H	Mississippi Val.	67 60	
350	H	Alcorn	66 47	324	H	Northwestern St.	69 54					350	H	Alcorn	66 47	

Non-Div I Games: William Carey 74 48 Blue Mountain (MS) 84 38

Southern Miss.

Average RPI	Win:	276	WON-LOST	WINNING	LAST 10	STRENGTH OF	OPP. STRENGTH	TEAM	ADJ.	CONF.	ADJ CONF.
Average RPI	Loss:	83	RECORD	PCT. RANK	GAMES	SCHEDULE	OF SCHEDULE	RPI	RPI	RPI	RPI
DIV. I ONLY		5- 8		241	6-4	137	129	182	182	30	30
DIV. I NON-CONF.		0- 7		336	0- 0	2	15	167	167	26	26
-----											
TOTALS	RPI 1-25		RPI 26-50		W-L RECORDS	RPI 51-100		RPI 101-150		RPI 150+	
5- 8	0- 3		0- 0		OVERALL	0- 2		0- 1		5- 2	
3- 2	0- 0		0- 0		HOME	0- 0		0- 1		3- 1	
2- 6	0- 3		0- 0		AWAY	0- 2		0- 0		2- 1	
0- 0	0- 0		0- 0		NEUTRAL	0- 0		0- 0		0- 0	
0- 7	0- 3		0- 0		NON-CONFERENCE	0- 2		0- 1		0- 1	
0- 1	0- 0		0- 0		HOME	0- 0		0- 1		0- 0	
0- 6	0- 3		0- 0		AWAY	0- 2		0- 0		0- 1	
0- 0	0- 0		0- 0		NEUTRAL	0- 0		0- 0		0- 0	
5- 1	0- 0		0- 0		CONFERENCE	0- 0		0- 0		5- 1	
3- 1	0- 0		0- 0		HOME	0- 0		0- 0		3- 1	
2- 0	0- 0		0- 0		AWAY	0- 0		0- 0		2- 0	
0- 0	0- 0		0- 0		NEUTRAL	0- 0		0- 0		0- 0	

RPI 1-25				RPI 26-50				RPI 51-100				RPI 101+ Team's RPI: 182			
RPI	S	Opponent	Score	RPI	S	Opponent	Score	RPI	S	Opponent	Score	RPI	S	Opponent	Score
2	A	Baylor	49 94					61	A	Michigan	35 76	139	H	South Alabama	49 53
13	A	Arizona St.	47 69					63	A	TCU	40 69	157	A	Texas Tech	58 76
24	A	Kentucky	41 91									159	A	Grambling	86 81
												205	H	Prairie View	54 55
												245	H	Texas Southern	63 61
												299	H	Mississippi Val.	74 67
												334	A	Jackson St.	76 74
												342	H	Ark. -Pine Bluff	73 41
-----															
LAST 12 Division I GAMES:															
61	A	Michigan	35 76	299	H	Mississippi Val.	74 67								
157	A	Texas Tech	58 76	342	H	Ark. -Pine Bluff	73 41								
63	A	TCU	40 69	334	A	Jackson St.	76 74								
13	A	Arizona St.	47 69	159	A	Grambling	86 81								
139	H	South Alabama	49 53	245	H	Texas Southern	63 61								
2	A	Baylor	49 94	205	H	Prairie View	54 55								

Non-Div I Games: Dillard 61 63 Wiley 89 58 Louisiana Col. 77 53 Millsaps 71 36 Southern U.



Average RPI Win:	249	WON-LOST	WINNING	LAST 10	STRENGTH OF	OPP. STRENGTH	TEAM	ADJ.	CONF.	ADJ CONF.
Average RPI Loss:	139	RECORD	PCT. RANK	GAMES	SCHEDULE	OF SCHEDULE	RPI	RPI	RPI	RPI
DIV. I ONLY	4- 14	301	2-8	100	222	239	239	17	17	
DIV. I NON-CONF.	3- 10	278	0- 0	69	233	221	221	17	17	
-----										
TOTALS	RPI 1-25	RPI 26-50	W-L RECORDS	RPI 51-100	RPI 101-150	RPI 150+				
4- 14	0- 0	0- 2	OVERALL	0- 3	0- 4	4- 5				
2- 6	0- 0	0- 0	HOME	0- 3	0- 1	2- 2				
2- 7	0- 0	0- 1	AWAY	0- 0	0- 3	2- 3				
0- 1	0- 0	0- 1	NEUTRAL	0- 0	0- 0	0- 0				
3- 10	0- 0	0- 2	NON-CONFERENCE	0- 2	0- 3	3- 3				
2- 3	0- 0	0- 0	HOME	0- 2	0- 0	2- 1				
1- 6	0- 0	0- 1	AWAY	0- 0	0- 3	1- 2				
0- 1	0- 0	0- 1	NEUTRAL	0- 0	0- 0	0- 0				
1- 4	0- 0	0- 0	CONFERENCE	0- 1	0- 1	1- 2				
0- 3	0- 0	0- 0	HOME	0- 1	0- 1	0- 1				
1- 1	0- 0	0- 0	AWAY	0- 0	0- 0	1- 1				
0- 0	0- 0	0- 0	NEUTRAL	0- 0	0- 0	0- 0				

RPI 1-25				RPI 26-50				RPI 51-100				RPI 101+ Team's RPI: 239			
RPI	S	Opponent	Score	RPI	S	Opponent	Score	RPI	S	Opponent	Score	RPI	S	Opponent	Score
				36	A	Buffalo	43 90	52	H	Bucknell	46 77	111	A	Penn St.	65 80
				39	N	Ohio	53 70	76	H	Kent St.	64 76	121	A	Georgia	40 67
								87	H	Dayton	49 62	149	H	Duquesne	54 60
												150	A	Denver	62 76
												180	A	Akron	58 67
												199	A	George Mason	68 57
												201	A	Cornell	44 58
												208	H	Saint Louis	45 62
												243	A	Niagara	76 48
												258	H	Hofstra	59 67
												261	H	Siena	74 58
												278	A	Saint Joseph's	41 66
												293	H	Canisius	100 94
LAST 12 Division I GAMES:															
				36	A	Buffalo	43 90	208	H	Saint Louis	45 62				
				76	H	Kent St.	64 76	87	H	Dayton	49 62				
				111	A	Penn St.	65 80	278	A	Saint Joseph's	41 66				
				261	H	Siena	74 58	199	A	George Mason	68 57				
				180	A	Akron	58 67	149	H	Duquesne	54 60				
				52	H	Bucknell	46 77	201	A	Cornell	44 58				

Non-Div I Games:

St. Bonaventure

Average RPI Win:	295	WON-LOST	WINNING	LAST 10	STRENGTH OF	OPP. STRENGTH	TEAM	ADJ.	CONF.	ADJ CONF.
Average RPI Loss:	204	RECORD	PCT. RANK	GAMES	SCHEDULE	OF SCHEDULE	RPI	RPI	RPI	RPI
DIV. I ONLY	9- 8	150	5-5	337	333	274	274	31	31	
DIV. I NON-CONF.	5- 6	177	0- 0	320	320	276	276	31	31	
-----										
TOTALS	RPI 1-25	RPI 26-50	W-L RECORDS	RPI 51-100	RPI 101-150	RPI 150+				
9- 8	0- 0	0- 0	OVERALL	0- 2	0- 1	9- 5				
4- 4	0- 0	0- 0	HOME	0- 1	0- 0	4- 3				
4- 3	0- 0	0- 0	AWAY	0- 1	0- 1	4- 1				
1- 1	0- 0	0- 0	NEUTRAL	0- 0	0- 0	1- 1				
5- 6	0- 0	0- 0	NON-CONFERENCE	0- 2	0- 1	5- 3				
2- 2	0- 0	0- 0	HOME	0- 1	0- 0	2- 1				
2- 3	0- 0	0- 0	AWAY	0- 1	0- 1	2- 1				
1- 1	0- 0	0- 0	NEUTRAL	0- 0	0- 0	1- 1				
4- 2	0- 0	0- 0	CONFERENCE	0- 0	0- 0	4- 2				
2- 2	0- 0	0- 0	HOME	0- 0	0- 0	2- 2				
2- 0	0- 0	0- 0	AWAY	0- 0	0- 0	2- 0				
0- 0	0- 0	0- 0	NEUTRAL	0- 0	0- 0	0- 0				

RPI 1-25				RPI 26-50				RPI 51-100				RPI 101+				Team's RPI: 274
RPI	S	Opponent	Score	RPI	S	Opponent	Score	RPI	S	Opponent	Score	RPI	S	Opponent	Score	
								74	A	Seton Hall	77 100	145	A	Stony Brook	67 74	
								88	H	Princeton	64 83	162	A	Morehead St.	101 94	
												209	H	Sacred Heart	66 68	
												237	H	Robert Morris	56 75	
												253	H	Saint Francis (PA)	78 65	
												280	A	Bryant	60 55	
												283	H	Albany (NY)	60 67	
												286	A	Army West Point	57 69	
												303	H	Saint Peter's	74 70	
												305	A	Loyola Maryland	75 70	
												309	N	Valparaiso	76 78	
												316	H	Wagner	76 61	
												341	H	Manhattan	73 65	
												343	N	Chicago St.	110 73	
												351	A	LIU Brooklyn	79 67	
-----																
LAST 12 Division I GAMES:																
145	A	Stony Brook	67 74	351	A	LIU Brooklyn	79 67									
88	H	Princeton	64 83	209	H	Sacred Heart	66 68									
283	H	Albany (NY)	60 67	253	H	Saint Francis (PA)	78 65									
303	H	Saint Peter's	74 70	237	H	Robert Morris	56 75									
305	A	Loyola Maryland	75 70	280	A	Bryant	60 55									
286	A	Army West Point	57 69	316	H	Wagner	76 61									

Non-Div I Games: Mercy 102 51

St. Francis Brooklyn

Average RPI	Win: 219	WON-LOST RECORD	WINNING PCT. RANK	LAST 10 GAMES	STRENGTH OF SCHEDULE	OPP. STRENGTH OF SCHEDULE	TEAM RPI	ADJ. RPI	CONF. RPI	ADJ CONF. RPI
Average RPI	Loss: 51									
DIV. I ONLY	8- 10	203	2-8	59	71	106	106	5	5	
DIV. I NON-CONF.	7- 4	109	0- 0	147	96	85	85	4	4	
-----										
TOTALS	RPI 1-25	RPI 26-50	W-L RECORDS	RPI 51-100	RPI 101-150	RPI 150+				
8- 10	0- 4	1- 1	OVERALL	0- 4	1- 1	6- 0				
2- 3	0- 1	0- 0	HOME	0- 2	1- 0	1- 0				
4- 6	0- 2	0- 1	AWAY	0- 2	0- 1	4- 0				
2- 1	0- 1	1- 0	NEUTRAL	0- 0	0- 0	1- 0				
7- 4	0- 2	1- 0	NON-CONFERENCE	0- 1	1- 1	5- 0				
2- 1	0- 1	0- 0	HOME	0- 0	1- 0	1- 0				
3- 2	0- 0	0- 0	AWAY	0- 1	0- 1	3- 0				
2- 1	0- 1	1- 0	NEUTRAL	0- 0	0- 0	1- 0				
1- 6	0- 2	0- 1	CONFERENCE	0- 3	0- 0	1- 0				
0- 2	0- 0	0- 0	HOME	0- 2	0- 0	0- 0				
1- 4	0- 2	0- 1	AWAY	0- 1	0- 0	1- 0				
0- 0	0- 0	0- 0	NEUTRAL	0- 0	0- 0	0- 0				

RPI 1-25				RPI 26-50				RPI 51-100				RPI 101+ Team's RPI: 106			
RPI	S	Opponent	Score	RPI	S	Opponent	Score	RPI	S	Opponent	Score	RPI	S	Opponent	Score
8	N	UConn	55 65	33	N	Purdue	68 62	58	A	James Madison	51 64	113	H	Yale	56 52
15	A	Marquette	73 83	43	A	DePaul	64 73	67	H	Creighton	63 65	115	A	Wake Forest	59 64
21	A	Butler	45 66					74	A	Seton Hall	67 77	175	A	Xavier	76 57
22	H	Florida St.	53 57					86	H	Providence	66 67	194	N	Ole Miss	64 59
												273	A	La Salle	83 57
												286	A	Army West Point	60 49
												329	A	Iona	61 35
												348	H	Delaware St.	82 44
LAST 12 Division I GAMES:															
74	A	Seton Hall	67 77	15	A	Marquette	73 83								
58	A	James Madison	51 64	43	A	DePaul	64 73								
273	A	La Salle	83 57	67	H	Creighton	63 65								
22	H	Florida St.	53 57	86	H	Providence	66 67								
113	H	Yale	56 52	21	A	Butler	45 66								
115	A	Wake Forest	59 64	175	A	Xavier	76 57								

Non-Div I Games:

St. John's (NY)

Average RPI Win:	99	WON-LOST	WINNING	LAST 10	STRENGTH OF	OPP. STRENGTH	TEAM	ADJ.	CONF.	ADJ CONF.
Average RPI Loss:	10	RECORD	PCT. RANK	GAMES	SCHEDULE	OF SCHEDULE	RPI	RPI	RPI	RPI
DIV. I ONLY	16- 1	5	10-0	21	5	4	4	2	2	
DIV. I NON-CONF.	10- 1	19	0- 0	18	35	5	5	2	2	
-----										
TOTALS	RPI 1-25	RPI 26-50	W-L RECORDS	RPI 51-100	RPI 101-150	RPI 150+				
16- 1	2- 1	3- 0	OVERALL	4- 0	4- 0	3- 0				
9- 0	1- 0	1- 0	HOME	2- 0	3- 0	2- 0				
5- 1	1- 1	2- 0	AWAY	1- 0	0- 0	1- 0				
2- 0	0- 0	0- 0	NEUTRAL	1- 0	1- 0	0- 0				
10- 1	1- 1	2- 0	NON-CONFERENCE	1- 0	3- 0	3- 0				
5- 0	1- 0	0- 0	HOME	0- 0	2- 0	2- 0				
3- 1	0- 1	2- 0	AWAY	0- 0	0- 0	1- 0				
2- 0	0- 0	0- 0	NEUTRAL	1- 0	1- 0	0- 0				
6- 0	1- 0	1- 0	CONFERENCE	3- 0	1- 0	0- 0				
4- 0	0- 0	1- 0	HOME	2- 0	1- 0	0- 0				
2- 0	1- 0	0- 0	AWAY	1- 0	0- 0	0- 0				
0- 0	0- 0	0- 0	NEUTRAL	0- 0	0- 0	0- 0				

RPI	S	Opponent	Score	RPI	S	Opponent	Score	RPI	S	Opponent	Score	RPI	S	Opponent	Score
2	H	Bayl or	68 63	36	A	Buffal o	62 55	56	A	Ari zona	78 48	104	H	UC Davi s	71 43
10	A	Gonzaga	73 79	45	A	Tennessee	95 85	57	H	UCLA	86 80	112	H	Washi ngton	91 54
13	A	Ari zona St.	72 65	49	H	Southern Cal i forni a	72 64	91	H	Washi ngton St.	85 64	125	N	Ameri can	71 49
								97	N	FGCU	88 65	130	H	Idaho	115 71
												155	H	CSUN	69 43
												251	H	San Franci sco	96 62
												268	A	Hawai i	81 59
-----															
LAST 12 Division I GAMES:															
155	H	CSUN	69 43	91	H	Washington St.	85 64								
36	A	Buffal o	62 55	112	H	Washington	91 54								
45	A	Tennessee	95 85	56	A	Ari zona	78 48								
2	H	Bayl or	68 63	13	A	Ari zona St.	72 65								
10	A	Gonzaga	73 79	57	H	UCLA	86 80								
268	A	Hawai i	81 59	49	H	Southern Cal i forni a	72 64								

Non-Div I Games:

Stanford

# Stetson

S  
t  
e  
t  
s  
o  
n

Non-Div I Games:	Central St. (OH)	81	51	Webber Int'l	80	52
------------------	------------------	----	----	--------------	----	----

Page 280



Average RPI Win:	271	WON-LOST	WINNING	LAST 10	STRENGTH OF	OPP. STRENGTH	TEAM	ADJ.	CONF.	ADJ CONF.
Average RPI Loss:	68	RECORD	PCT. RANK	GAMES	SCHEDULE	OF SCHEDULE	RPI	RPI	RPI	RPI

DIV. I ONLY	13- 4	42	7-3	287	244	145	145	23	23
DIV. I NON-CONF.	10- 2	37	0- 0	283	297	90	90	23	23
-----									
TOTALS	RPI 1-25	RPI 26-50	W-L RECORDS	RPI 51-100	RPI 101-150	RPI 150+			
13- 4	0- 1	0- 0	OVERALL	0- 3	1- 0	12- 0			
7- 2	0- 0	0- 0	HOME	0- 2	0- 0	7- 0			
6- 2	0- 1	0- 0	AWAY	0- 1	1- 0	5- 0			
0- 0	0- 0	0- 0	NEUTRAL	0- 0	0- 0	0- 0			
10- 2	0- 1	0- 0	NON-CONFERENCE	0- 1	1- 0	9- 0			
6- 0	0- 0	0- 0	HOME	0- 0	0- 0	6- 0			
4- 2	0- 1	0- 0	AWAY	0- 1	1- 0	3- 0			
0- 0	0- 0	0- 0	NEUTRAL	0- 0	0- 0	0- 0			
3- 2	0- 0	0- 0	CONFERENCE	0- 2	0- 0	3- 0			
1- 2	0- 0	0- 0	HOME	0- 2	0- 0	1- 0			
2- 0	0- 0	0- 0	AWAY	0- 0	0- 0	2- 0			
0- 0	0- 0	0- 0	NEUTRAL	0- 0	0- 0	0- 0			

RPI 1-25				RPI 26-50				RPI 51-100				RPI 101+ Team's RPI: 145			
RPI	S	Opponent	Score	RPI	S	Opponent	Score	RPI	S	Opponent	Score	RPI	S	Opponent	Score
16	A	Rutgers	47 61					68	H	Maine	54 68	111	A	Penn St.	81 70
								92	A	Tol edo	48 80	201	H	Cornell	63 61
								94	H	Hartford	36 64	209	A	Sacred Heart	73 58
												256	A	Binghamton	65 56
												258	H	Hofstra	77 49
												274	H	St. Francis Brooklyn	74 67
												284	H	Ga. Southern	72 43
												290	H	UMass Lowell	76 56
												308	A	New Hampshire	82 63
												316	H	Wagner	70 45
												329	A	Iona	53 51
												341	A	Manhattan	79 48
												347	H	Fairleigh Dickinson	63 49
-----															
LAST 12 Division I GAMES:															
92	A	Tol edo	48 80	68	H	Maine	54 68	308	A	New Hampshire	82 63	256	A	Binghamton	65 56
316	H	Wagner	70 45	274	H	St. Francis Brooklyn	74 67	290	H	UMass Lowell	76 56	94	H	Hartford	36 64
329	A	Iona	53 51												
347	H	Fairleigh Dickinson	63 49												
209	A	Sacred Heart	73 58												
201	H	Cornell	63 61												

Non-Div I Games: SUNY New Paltz 87 50

Stony Brook

Average RPI Win:	96	WON-LOST	WINNING	LAST 10	STRENGTH OF	OPP. STRENGTH	TEAM	ADJ.	CONF.	ADJ CONF.
Average RPI Loss:	47	RECORD	PCT. RANK	GAMES	SCHEDULE	OF SCHEDULE	RPI	RPI	RPI	RPI
DIV. I ONLY	15- 3	23	9-1	7	46	6	6	1	1	
DIV. I NON-CONF.	11- 2	33	0- 0	11	88	7	7	1	1	
-----										
TOTALS	RPI 1-25	RPI 26-50	W-L RECORDS	RPI 51-100	RPI 101-150	RPI 150+				
15- 3	1- 1	5- 1	OVERALL	4- 0	2- 1	3- 0				
7- 0	0- 0	2- 0	HOME	1- 0	1- 0	3- 0				
3- 3	0- 1	1- 1	AWAY	2- 0	0- 1	0- 0				
5- 0	1- 0	2- 0	NEUTRAL	1- 0	1- 0	0- 0				
11- 2	1- 1	3- 0	NON-CONFERENCE	2- 0	2- 1	3- 0				
6- 0	0- 0	1- 0	HOME	1- 0	1- 0	3- 0				
0- 2	0- 1	0- 0	AWAY	0- 0	0- 1	0- 0				
5- 0	1- 0	2- 0	NEUTRAL	1- 0	1- 0	0- 0				
4- 1	0- 0	2- 1	CONFERENCE	2- 0	0- 0	0- 0				
1- 0	0- 0	1- 0	HOME	0- 0	0- 0	0- 0				
3- 1	0- 0	1- 1	AWAY	2- 0	0- 0	0- 0				
0- 0	0- 0	0- 0	NEUTRAL	0- 0	0- 0	0- 0				

RPI	S	Opponent	Score	RPI	S	Opponent	Score	RPI	S	Opponent	Score	RPI	S	Opponent	Score
3	A	Oregon	73 75	31	H	Texas A&M	75 65	52	H	Bucknell	70 56	102	H	Towson	98 55
17	N	UCF	57 52	32	A	Georgia Tech	55 65	71	A	Virginia Tech	75 73	107	A	Minnesota	68 72
				37	A	Clemson	84 75	88	N	Princeton	92 61	149	N	Duquesne	87 71
				42	N	Kansas St.	70 61	90	A	Pittsburgh	82 50	216	H	UMES	96 51
				43	N	DePaul	83 81					217	H	North Dakota	85 49
				44	H	North Carolina	90 77					243	H	Niagara	94 45
-----															
LAST 12 Division I GAMES:															
				149	N	Duquesne	87 71	32	A	Georgia Tech	55 65				
				243	H	Niagara	94 45	90	A	Pittsburgh	82 50				
				216	H	UMES	96 51	44	H	North Carolina	90 77				
				102	H	Towson	98 55	71	A	Virginia Tech	75 73				
				107	A	Minnesota	68 72	37	A	Clemson	84 75				
				43	N	DePaul	83 81	17	N	UCF	57 52				

Non-Div I Games:

Syracuse

Average RPI Win:	204	WON-LOST	WINNING	LAST 10	STRENGTH OF	OPP. STRENGTH	TEAM	ADJ.	CONF.	ADJ CONF.
Average RPI Loss:	25	RECORD	PCT. RANK	GAMES	SCHEDULE	OF SCHEDULE	RPI	RPI	RPI	RPI
DIV. I ONLY	13- 5	58	6-4	87	100	63	63	3	3	
DIV. I NON-CONF.	10- 1	19	0- 0	260	248	73	73	3	3	
-----										
TOTALS	RPI 1-25	RPI 26-50	W-L RECORDS	RPI 51-100	RPI 101-150	RPI 150+				
13- 5	0- 4	0- 0	OVERALL	0- 1	3- 0	10- 0				
11- 1	0- 1	0- 0	HOME	0- 0	3- 0	8- 0				
2- 3	0- 2	0- 0	AWAY	0- 1	0- 0	2- 0				
0- 1	0- 1	0- 0	NEUTRAL	0- 0	0- 0	0- 0				
10- 1	0- 1	0- 0	NON-CONFERENCE	0- 0	1- 0	9- 0				
8- 0	0- 0	0- 0	HOME	0- 0	1- 0	7- 0				
2- 0	0- 0	0- 0	AWAY	0- 0	0- 0	2- 0				
0- 1	0- 1	0- 0	NEUTRAL	0- 0	0- 0	0- 0				
3- 4	0- 3	0- 0	CONFERENCE	0- 1	2- 0	1- 0				
3- 1	0- 1	0- 0	HOME	0- 0	2- 0	1- 0				
0- 3	0- 2	0- 0	AWAY	0- 1	0- 0	0- 0				
0- 0	0- 0	0- 0	NEUTRAL	0- 0	0- 0	0- 0				

RPI 1-25				RPI 26-50				RPI 51-100				Team's RPI : 63				RPI 101+			
RPI	S	Opponent	Score	RPI	S	Opponent	Score	RPI	S	Opponent	Score	RPI	S	Opponent	Score	RPI	S	Opponent	Score
2	H	Bayl or	55 79													103	H	West Vi rgi ni a	62 48
14	A	Iowa St.	54 92					64	A	Okl ahoma St.	71 75					137	H	Okl ahoma	86 71
20	N	BYU	58 61													149	H	Duquesne	61 48
23	A	Texas	67 73													152	H	Montana St.	71 49
																157	H	Texas Tech	78 70
																182	H	Southern U.	69 40
																194	A	Ole Miss	55 50
																206	A	San Diego St.	81 64
																215	H	Sam Houston St.	72 59
																223	H	SMU	65 63
																286	H	Army West Point	63 38
																299	H	Mi ssi ssi ppi Val .	96 47
																350	H	Al corn	88 31
LAST 12 Division I GAMES:																			
103	H	West Vi rgi ni a	62 48	137	H	Okl ahoma	86 71	23	A	Texas	67 73	157	H	Texas Tech	78 70				
350	H	Al corn	88 31	206	A	San Diego St.	81 64	2	H	Bayl or	55 79	215	H	Sam Houston St.	72 59				
215	H	Sam Houston St.	72 59	152	H	Montana St.	71 49	14	A	Iowa St.	54 92	223	H	SMU	65 63				
182	H	Southern U.	69 40	286	H	Army West Point	63 38	64	A	Okl ahoma St.	71 75	299	H	Mi ssi ssi ppi Val .	96 47				

Non-Div I Games:

TCU

Average RPI Win: 307

Average RPI Loss: 94

WON-LOST  
RECORDWINNING  
PCT. RANKLAST 10  
GAMESSTRENGTH OF  
SCHEDULEOPP. STRENGTH  
OF SCHEDULETEAM  
RPIADJ.  
RPICONF.  
RPIADJ CONF.  
RPIDIV. I ONLY  
DIV. I NON-CONF.4- 13  
4- 8298  
2412-8  
0- 0117  
223101  
116231  
230231  
2309  
99  
9

TOTALS

RPI 1-25

RPI 26-50

W-L RECORDS

RPI 51-100

RPI 101-150

RPI 150+

4- 13

0- 2

0- 2

OVERALL

0- 2

0- 6

4- 1

3- 3

0- 1

0- 0

HOME

0- 1

0- 1

3- 0

1- 9

0- 1

0- 2

AWAY

0- 1

0- 4

1- 1

0- 1

0- 0

0- 0

NEUTRAL

0- 0

0- 1

0- 0

4- 8

0- 1

0- 2

NON-CONFERENCE

0- 1

0- 3

4- 1

3- 0

0- 0

0- 0

HOME

0- 0

0- 0

3- 0

1- 7

0- 1

0- 2

AWAY

0- 1

0- 2

1- 1

0- 1

0- 0

0- 0

NEUTRAL

0- 0

0- 1

0- 0

0- 5

0- 1

0- 0

CONFERENCE

0- 1

0- 3

0- 0

0- 3

0- 1

0- 0

HOME

0- 1

0- 1

0- 0

0- 2

0- 0

0- 0

AWAY

0- 0

0- 2

0- 0

0- 0

0- 0

0- 0

NEUTRAL

0- 0

0- 0

0- 0

RPI 1-25

RPI 26-50

RPI 51-100

RPI 101+

Team's RPI: 231

RPI	S	Opponent	Score
8	H	UConn	67 88
18	A	South Carolina	60 88

RPI	S	Opponent	Score
35	A	Miami (FL)	61 73
43	A	DePaul	88 102

RPI	S	Opponent	Score
59	A	Villanova	68 76
85	H	Tulane	57 66

RPI	S	Opponent	Score
114	A	Cincinnati	52 72
116	A	Houston	65 78
123	H	South Fla.	53 63
134	A	Marist	68 74
142	N	Radford	50 56
149	A	Duquesne	53 54
194	A	Ole Miss	55 62
273	H	La Salle	75 47
278	A	Saint Joseph's	58 52
329	H	Iona	59 39
348	H	Delaware St.	75 61

LAST 12 Division I GAMES:

273	H	La Salle	75	47	8	H	UConn	67	88
18	A	South Carolina	60	88	114	A	Cincinnati	52	72
59	A	Villanova	68	76	116	A	Houston	65	78
329	H	Iona	59	39	85	H	Tulane	57	66
43	A	DePaul	88	102	123	H	South Fla.	53	63
35	A	Miami (FL)	61	73	149	A	Duquesne	53	54

Temple

Temple

Non-Div I Games:

Temple

Loss, Non-Conf, S Site, H Home A Away N Neutral

Average RPI	Win:	170	WON-LOST	WINNING	LAST 10	STRENGTH OF	OPP. STRENGTH	TEAM	ADJ.	CONF.	ADJ CONF.
Average RPI	Loss:	59	RECORD	PCT. RANK	GAMES	SCHEDULE	OF SCHEDULE	RPI	RPI	RPI	RPI
DIV. I ONLY		12- 6		83	4-6	27	121	45	45	6	6
DIV. I NON-CONF.		11- 1		13	1- 0	71	179	22	22	6	6
-----											
TOTALS	RPI 1-25		RPI 26-50		W-L RECORDS	RPI 51-100		RPI 101-150		RPI 150+	
12- 6	1- 2		2- 2		OVERALL	2- 0		0- 2		7- 0	
7- 4	0- 2		0- 2		HOME	1- 0		0- 0		6- 0	
3- 2	1- 0		1- 0		AWAY	1- 0		0- 2		0- 0	
2- 0	0- 0		1- 0		NEUTRAL	0- 0		0- 0		1- 0	
11- 1	1- 1		1- 0		NON-CONFERENCE	2- 0		0- 0		7- 0	
7- 1	0- 1		0- 0		HOME	1- 0		0- 0		6- 0	
2- 0	1- 0		0- 0		AWAY	1- 0		0- 0		0- 0	
2- 0	0- 0		1- 0		NEUTRAL	0- 0		0- 0		1- 0	
1- 5	0- 1		1- 2		CONFERENCE	0- 0		0- 2		0- 0	
0- 3	0- 1		0- 2		HOME	0- 0		0- 0		0- 0	
1- 2	0- 0		1- 0		AWAY	0- 0		0- 2		0- 0	
0- 0	0- 0		0- 0		NEUTRAL	0- 0		0- 0		0- 0	

RPI 1-25				RPI 26-50				Team's RPI: 45	RPI 51-100				RPI 101+			
RPI	S	Opponent	Score	RPI	S	Opponent	Score		RPI	S	Opponent	Score	RPI	S	Opponent	Score
4	H	Stanford	85 95	34	H	Missouri	64 66		64	A	Oklahoma St.	76 63	118	A	Alabama	65 86
23	A	Texas	88 82	37	N	Clemson	78 66		75	H	Belmont	84 76	121	A	Georgia	62 66
24	H	Kentucky	71 73	48	A	Auburn	78 69						156	N	UAB	73 69
				50	H	Arkansas	79 80						200	H	UNC Asheville	73 46
-----																
LAST 12 Division I GAMES:																
48	A	Auburn	78 69	156	N	UAB	73 69		50	H	Arkansas	79 80				
75	H	Belmont	84 76						118	A	Alabama	65 86				
285	H	Murray St.	98 77						121	A	Georgia	62 66				
232	H	ETSU	80 61						24	H	Kentucky	71 73				
4	H	Stanford	85 95						34	H	Missouri	64 66				
23	A	Texas	88 82													

Non-Div I Games:

Tennessee

Average RPI Win:	326	WON-LOST	WINNING	LAST 10	STRENGTH OF	OPP. STRENGTH	TEAM	ADJ.	CONF.	ADJ CONF.
Average RPI Loss:	143	RECORD	PCT. RANK	GAMES	SCHEDULE	OF SCHEDULE	RPI	RPI	RPI	RPI
DIV. I ONLY	1- 17	347	1-9	107	185	301	301	22	22	
DIV. I NON-CONF.	0- 12	336	0- 0	117	154	316	316	20	20	
-----										
TOTALS	RPI 1-25	RPI 26-50	W-L RECORDS	RPI 51-100	RPI 101-150	RPI 150+				
1- 17	0- 1	0- 2	OVERALL	0- 3	0- 3	1- 8				
1- 4	0- 0	0- 0	HOME	0- 0	0- 2	1- 2				
0- 10	0- 1	0- 1	AWAY	0- 2	0- 1	0- 5				
0- 3	0- 0	0- 1	NEUTRAL	0- 1	0- 0	0- 1				
0- 12	0- 1	0- 2	NON-CONFERENCE	0- 2	0- 1	0- 6				
0- 1	0- 0	0- 0	HOME	0- 0	0- 1	0- 0				
0- 8	0- 1	0- 1	AWAY	0- 1	0- 0	0- 5				
0- 3	0- 0	0- 1	NEUTRAL	0- 1	0- 0	0- 1				
1- 5	0- 0	0- 0	CONFERENCE	0- 1	0- 2	1- 2				
1- 3	0- 0	0- 0	HOME	0- 0	0- 1	1- 2				
0- 2	0- 0	0- 0	AWAY	0- 1	0- 1	0- 0				
0- 0	0- 0	0- 0	NEUTRAL	0- 0	0- 0	0- 0				

RPI 1-25				RPI 26-50				RPI 51-100				RPI 101+ Team's RPI: 301			
RPI	S	Opponent	Score	RPI	S	Opponent	Score	RPI	S	Opponent	Score	RPI	S	Opponent	Score
5	A	Louisville	52 107	43	A	DePaul	73 95	75	A	Belmont	46 80	105	A	Tennessee Tech	65 76
				50	N	Arkansas	55 79	89	A	Troy	67 92	105	H	Tennessee Tech	59 69
								90	N	Pittsburgh	56 78	139	H	South Alabama	56 78
												162	H	Morehead St.	62 85
												164	N	Wisconsin	53 58
												171	A	Vanderbilt	63 89
												187	A	Ball St.	51 90
												195	H	Jacksonville St.	52 62
												241	A	Marshall	59 80
												281	A	Alabama A&M	57 67
												326	H	Eastern Ky.	60 38
												327	A	Lipscomb	62 64
LAST 12 Division I GAMES:															
187	A	Ball St.	51 90	75	A	Belmont	46 80	105	A	Tennessee Tech	65 76	162	H	Morehead St.	62 85
43	A	DePaul	73 95	105	A	Tennessee Tech	65 76	326	H	Eastern Ky.	60 38	195	H	Jacksonville St.	52 62
241	A	Marshall	59 80	162	H	Morehead St.	62 85	105	H	Tennessee Tech	59 69				
5	A	Louisville	52 107												
139	H	South Alabama	56 78												
90	N	Pittsburgh	56 78												

Non-Div I Games:

Tennessee St.

Average RPI	Win:	238	WON-LOST	WINNING	LAST 10	STRENGTH OF	OPP. STRENGTH	TEAM	ADJ.	CONF.	ADJ CONF.
Average RPI	Loss:	93	RECORD	PCT. RANK	GAMES	SCHEDULE	OF SCHEDULE	RPI	RPI	RPI	RPI
DIV. I ONLY		12- 3		32	9-1	286	192	105	105	22	22
DIV. I NON-CONF.		6- 3		91	0- 0	252	228	112	112	20	20
-----											
TOTALS	RPI 1-25		RPI 26-50		W-L RECORDS	RPI 51-100		RPI 101-150		RPI 150+	
12- 3	0- 0		0- 1		OVERALL	2- 1		0- 0		10- 1	
6- 0	0- 0		0- 0		HOME	1- 0		0- 0		5- 0	
6- 2	0- 0		0- 1		AWAY	1- 0		0- 0		5- 1	
0- 1	0- 0		0- 0		NEUTRAL	0- 1		0- 0		0- 0	
6- 3	0- 0		0- 1		NON-CONFERENCE	1- 1		0- 0		5- 1	
3- 0	0- 0		0- 0		HOME	1- 0		0- 0		2- 0	
3- 2	0- 0		0- 1		AWAY	0- 0		0- 0		3- 1	
0- 1	0- 0		0- 0		NEUTRAL	0- 1		0- 0		0- 0	
6- 0	0- 0		0- 0		CONFERENCE	1- 0		0- 0		5- 0	
3- 0	0- 0		0- 0		HOME	0- 0		0- 0		3- 0	
3- 0	0- 0		0- 0		AWAY	1- 0		0- 0		2- 0	
0- 0	0- 0		0- 0		NEUTRAL	0- 0		0- 0		0- 0	

RPI 1-25				RPI 26-50				RPI 51-100				RPI 101+				Team's RPI: 105
RPI	S	Opponent	Score	RPI	S	Opponent	Score	RPI	S	Opponent	Score	RPI	S	Opponent	Score	
				50	A	Arkansas	42 65	55	N	Old Domini on	73 80	175	A	Xavier	60 70	
								70	H	Middle Tenn.	68 64	195	A	Jacksonville St.	66 49	
								75	A	Bel mont	77 72	200	H	UNC Asheville	60 53	
												202	H	SIUE	79 55	
												250	H	Eastern Ill.	99 88	
												268	A	Wichi ta St.	55 45	
												301	A	Tennessee St.	69 59	
												301	H	Tennessee St.	76 65	
												327	A	Lipscomb	67 52	
												328	H	Western Caro.	77 58	
												333	A	Charleston So.	77 55	
LAST 12 Division I GAMES:																
327	A	Lipscomb	67 52	195	A	Jacksonville St.	66 49	301	H	Tennessee St.	76 65	250	H	Eastern Ill.	99 88	
200	H	UNC Asheville	60 53	301	H	Tennessee St.	76 65	202	H	SIUE	79 55	75	A	Bel mont	77 72	
50	A	Arkansas	42 65	75	A	Bel mont	77 72	301	A	Tennessee St.	69 59					
268	A	Wichi ta St.	55 45													
55	N	Old Domini on	73 80													
333	A	Charleston So.	77 55													

Non-Div I Games: Tenn. Wesleyan 100 58 Cumberland (TN) 88 55

Tennessee Tech

Average RPI Win:	159	WON-LOST	WINNING	LAST 10	STRENGTH OF	OPP. STRENGTH	TEAM	ADJ.	CONF.	ADJ CONF.
Average RPI Loss:	32	RECORD	PCT. RANK	GAMES	SCHEDULE	OF SCHEDULE	RPI	RPI	RPI	RPI
DIV. I ONLY	15- 3	23	8-2	61	65	23	23	3	3	
DIV. I NON-CONF.	10- 2	37	2- 0	144	125	62	62	3	3	
-----										
TOTALS	RPI 1-25	RPI 26-50	W-L RECORDS	RPI 51-100	RPI 101-150	RPI 150+				
15- 3	1- 1	0- 2	OVERALL	4- 0	4- 0	6- 0				
8- 2	0- 1	0- 1	HOME	2- 0	2- 0	4- 0				
4- 1	1- 0	0- 1	AWAY	0- 0	1- 0	2- 0				
3- 0	0- 0	0- 0	NEUTRAL	2- 0	1- 0	0- 0				
10- 2	0- 1	0- 1	NON-CONFERENCE	2- 0	2- 0	6- 0				
5- 2	0- 1	0- 1	HOME	0- 0	1- 0	4- 0				
2- 0	0- 0	0- 0	AWAY	0- 0	0- 0	2- 0				
3- 0	0- 0	0- 0	NEUTRAL	2- 0	1- 0	0- 0				
5- 1	1- 0	0- 1	CONFERENCE	2- 0	2- 0	0- 0				
3- 0	0- 0	0- 0	HOME	2- 0	1- 0	0- 0				
2- 1	1- 0	0- 1	AWAY	0- 0	1- 0	0- 0				
0- 0	0- 0	0- 0	NEUTRAL	0- 0	0- 0	0- 0				

RPI	S	Opponent	Score	RPI	S	Opponent	Score	RPI	S	Opponent	Score	RPI	S	Opponent	Score
9	H	Mississippi St.	49 67	42	A	Kansas St.	69 87	61	N	Michigan	69 52	103	A	West Virginia	70 58
14	A	Iowa St.	64 62	45	H	Tennessee	82 88	63	H	TCU	73 67	137	H	Oklahoma	73 63
								64	H	Oklahoma St.	60 51	141	N	Fordham	72 54
								69	N	Quinnipiac	56 55	149	H	Duquesne	78 41
												190	A	North Texas	64 54
												244	H	Stetson	65 46
												248	A	UTRGV	81 66
												252	H	UTSA	98 54
												319	H	McNeese	96 40
												324	H	Northwestern St.	104 66
-----															
LAST 12 Division I GAMES:															
103	A	West Virginia	70 58	141	N	Fordham	72 54	61	N	Michigan	69 52	63	H	TCU	73 67
64	H	Oklahoma St.	60 51	42	A	Kansas St.	69 87	14	A	Iowa St.	64 62	137	H	Oklahoma	73 63
324	H	Northwestern St.	104 66	45	H	Tennessee	82 88								
248	A	UTRGV	81 66												
244	H	Stetson	65 46												

Non-Div I Games:

Texas



Average RPI	Win:	153	WON-LOST	WINNING	LAST 10	STRENGTH OF	OPP. STRENGTH	TEAM	ADJ.	CONF.	ADJ CONF.
Average RPI	Loss:	33	RECORD	PCT. RANK	GAMES	SCHEDULE	OF SCHEDULE	RPI	RPI	RPI	RPI
DIV. I ONLY		14- 4		38	8-2	60	52	31	31	6	6
DIV. I NON-CONF.		11- 2		33	0- 0	67	98	24	24	6	6
-----											
TOTALS	RPI 1-25		RPI 26-50		W-L RECORDS	RPI 51-100		RPI 101-150		RPI 150+	
14- 4	0- 2		2- 1		OVERALL	1- 1		4- 0		7- 0	
8- 2	0- 1		1- 0		HOME	0- 1		2- 0		5- 0	
4- 2	0- 1		0- 1		AWAY	1- 0		2- 0		1- 0	
2- 0	0- 0		1- 0		NEUTRAL	0- 0		0- 0		1- 0	
11- 2	0- 1		2- 0		NON-CONFERENCE	1- 1		2- 0		6- 0	
7- 1	0- 0		1- 0		HOME	0- 1		1- 0		5- 0	
2- 1	0- 1		0- 0		AWAY	1- 0		1- 0		0- 0	
2- 0	0- 0		1- 0		NEUTRAL	0- 0		0- 0		1- 0	
3- 2	0- 1		0- 1		CONFERENCE	0- 0		2- 0		1- 0	
1- 1	0- 1		0- 0		HOME	0- 0		1- 0		0- 0	
2- 1	0- 0		0- 1		AWAY	0- 0		1- 0		1- 0	
0- 0	0- 0		0- 0		NEUTRAL	0- 0		0- 0		0- 0	

RPI 1-25				RPI 26-50				Team's RPI: 31				RPI 51-100				RPI 101+			
RPI	S	Opponent	Score	RPI	S	Opponent	Score	RPI	S	Opponent	Score	RPI	S	Opponent	Score	RPI	S	Opponent	Score
6	A	Syracuse	65 75	38	N	Oregon St.	76 70	60	H	Lamar University	68 74	101	H	Rice	65 54				
18	H	South Carolina	57 60	47	A	LSU	52 63	100	A	Little Rock	61 40	116	A	Houston	68 52				
				49	H	Southern California	71 51					118	H	Alabama	70 43				
												121	A	Georgia	76 66				
												165	H	Arkansas St.	97 56				
												171	A	Vanderbilt	50 43				
												186	N	UC Riverside	70 63				
												197	H	Jacksonville	73 53				
												205	H	Prairie View	70 57				
												248	H	UTRGV	84 61				
												331	H	Central Ark.	84 27				
LAST 12 Division I GAMES:																			
205	H	Prairie View	70 57	121	A	Georgia	76 66												
49	H	Southern California	71 51	118	H	Alabama	70 43												
38	N	Oregon St.	76 70	171	A	Vanderbilt	50 43												
186	N	UC Riverside	70 63	47	A	LSU	52 63												
331	H	Central Ark.	84 27	18	H	South Carolina	57 60												
116	A	Houston	68 52	248	H	UTRGV	84 61												

Non-Div I Games:

Texas A&amp;M

Average RPI Win:	282	WON-LOST	WINNING	LAST 10	STRENGTH OF	OPP. STRENGTH	TEAM	ADJ.	CONF.	ADJ CONF.
Average RPI Loss:	152	RECORD	PCT. RANK	GAMES	SCHEDULE	OF SCHEDULE	RPI	RPI	RPI	RPI
DIV. I ONLY	4- 10	279	4-6	209	327	245	245	30	30	
DIV. I NON-CONF.	2- 7	288	0- 0	53	330	185	185	26	26	
-----										
TOTALS	RPI 1-25	RPI 26-50	W-L RECORDS	RPI 51-100	RPI 101-150	RPI 150+				
4- 10	0- 0	0- 1	OVERALL	0- 2	0- 1	4- 6				
1- 1	0- 0	0- 0	HOME	0- 0	0- 0	1- 1				
3- 7	0- 0	0- 1	AWAY	0- 2	0- 1	3- 3				
0- 2	0- 0	0- 0	NEUTRAL	0- 0	0- 0	0- 2				
2- 7	0- 0	0- 1	NON-CONFERENCE	0- 2	0- 1	2- 3				
0- 0	0- 0	0- 0	HOME	0- 0	0- 0	0- 0				
2- 5	0- 0	0- 1	AWAY	0- 2	0- 1	2- 1				
0- 2	0- 0	0- 0	NEUTRAL	0- 0	0- 0	0- 2				
2- 3	0- 0	0- 0	CONFERENCE	0- 0	0- 0	2- 3				
1- 1	0- 0	0- 0	HOME	0- 0	0- 0	1- 1				
1- 2	0- 0	0- 0	AWAY	0- 0	0- 0	1- 2				
0- 0	0- 0	0- 0	NEUTRAL	0- 0	0- 0	0- 0				

RPI 1-25				RPI 26-50				RPI 51-100				RPI 101+ Team's RPI: 245			
RPI	S	Opponent	Score	RPI	S	Opponent	Score	RPI	S	Opponent	Score	RPI	S	Opponent	Score
				28	A	Michigan St.	45 91	84	A	SFA	55 74	101	A	Rice	71 76
								85	A	Tulane	56 62	157	A	Texas Tech	55 75
												159	H	Grambling	67 75
												166	N	Abilene Christian	39 81
												182	A	Southern U.	61 63
												205	A	Prairie View	52 44
												212	N	Nicholls St.	57 58
												248	A	UTRGV	69 55
												334	H	Jackson St.	76 67
												339	A	Savannah St.	65 41
												350	A	Alcorn	52 53
LAST 12 Division I GAMES:															
				84	A	SFA	55 74	334	H	Jackson St.	76 67				
				248	A	UTRGV	69 55	159	H	Grambling	67 75				
				28	A	Michigan St.	45 91	205	A	Prairie View	52 44				
				339	A	Savannah St.	65 41	182	A	Southern U.	61 63				
				212	N	Nicholls St.	57 58	350	A	Alcorn	52 53				
				166	N	Abilene Christian	39 81	157	A	Texas Tech	55 75				

Non-Div I Games: Houston-Tillotson 72 36 Paul Quinn 83 54

Texas Southern

Average RPI Win: 224

Average RPI Loss: 89

WON-LOST  
RECORDWINNING  
PCT. RANKLAST 10  
GAMESSTRENGTH OF  
SCHEDULEOPP. STRENGTH  
OF SCHEDULETEAM  
RPIADJ.  
RPICONF.  
RPIADJ CONF.  
RPIDIV. I ONLY  
DIV. I NON-CONF.7- 9  
3- 7207  
2565-5  
0- 192  
51117  
171136  
165136  
16514  
1514  
15

TOTALS

RPI 1-25

RPI 26-50

W-L RECORDS

RPI 51-100

RPI 101-150

RPI 150+

7- 9

0- 0

0- 3

OVERALL

0- 3

0- 1

7- 2

2- 3

0- 0

0- 0

HOME

0- 0

0- 1

2- 2

5- 5

0- 0

0- 2

AWAY

0- 3

0- 0

5- 0

0- 1

0- 0

0- 1

NEUTRAL

0- 0

0- 0

0- 0

3- 7

0- 0

0- 3

NON-CONFERENCE

0- 2

0- 0

3- 2

1- 2

0- 0

0- 0

HOME

0- 0

0- 0

1- 2

2- 4

0- 0

0- 2

AWAY

0- 2

0- 0

2- 0

0- 1

0- 0

0- 1

NEUTRAL

0- 0

0- 0

0- 0

4- 2

0- 0

0- 0

CONFERENCE

0- 1

0- 1

4- 0

1- 1

0- 0

0- 0

HOME

0- 0

0- 1

1- 0

3- 1

0- 0

0- 0

AWAY

0- 1

0- 0

3- 0

0- 0

0- 0

0- 0

NEUTRAL

0- 0

0- 0

0- 0

RPI 1-25

RPI 26-50

RPI 51-100

RPI 101+

Team's RPI: 136

RPI S Opponent Score

RPI S Opponent Score

RPI S Opponent Score

RPI S Opponent Score

34 A Missouri 50 69

41 A New Mexico 51 82

46 N Saint Mary's (CA) 62 89

64 A Oklahoma St. 55 66

85 A Tulane 61 67

100 A Little Rock 47 62

109 H Appalachian St. 49 62

152 H Montana St. 59 67

165 A Arkansas St. 85 62

170 H Oral Roberts 64 81

177 A Georgia St. 69 60

207 H Coastal Caro. 73 58

212 H Nicholls St. 72 67

252 A UTSA 68 60

271 A A&M-Corpus Christi 60 53

284 A Ga. Southern 64 52

LAST 12 Division I GAMES:

207 H Coastal Caro. 73 58

177 A Georgia St. 69 60

284 A Ga. Southern 64 52

46 N Saint Mary's (CA) 62 89

34 A Missouri 50 69

64 A Oklahoma St. 55 66

85 A Tulane 61 67

152 H Montana St. 59 67

212 H Nicholls St. 72 67

165 A Arkansas St. 85 62

100 A Little Rock 47 62

109 H Appalachian St. 49 62

Non-Div I Games:

UNKNOWN

92 39

Tex. A&amp;M Int'l

89 25

Texas St.

Loss, Non-Conf, S Site, H Home A Away N Neutral

Average RPI	Win: 212	WON-LOST	WINNING	LAST 10	STRENGTH OF	OPP. STRENGTH	TEAM	ADJ.	CONF.	ADJ CONF.
Average RPI	Loss: 93	RECORD	PCT. RANK	GAMES	SCHEDULE	OF SCHEDULE	RPI	RPI	RPI	RPI
DIV. I ONLY	10- 7	124	5-5	140	130	157	157	3	3	
DIV. I NON-CONF.	9- 2	43	0- 0	277	295	142	142	3	3	
-----										
TOTALS	RPI 1-25	RPI 26-50	W-L RECORDS	RPI 51-100	RPI 101-150	RPI 150+				
10- 7	0- 1	0- 1	OVERALL	2- 2	0- 2	8- 1				
9- 3	0- 1	0- 1	HOME	2- 0	0- 1	7- 0				
1- 4	0- 0	0- 0	AWAY	0- 2	0- 1	1- 1				
0- 0	0- 0	0- 0	NEUTRAL	0- 0	0- 0	0- 0				
9- 2	0- 0	0- 0	NON-CONFERENCE	1- 0	0- 1	8- 1				
8- 1	0- 0	0- 0	HOME	1- 0	0- 1	7- 0				
1- 1	0- 0	0- 0	AWAY	0- 0	0- 0	1- 1				
0- 0	0- 0	0- 0	NEUTRAL	0- 0	0- 0	0- 0				
1- 5	0- 1	0- 1	CONFERENCE	1- 2	0- 1	0- 0				
1- 2	0- 1	0- 1	HOME	1- 0	0- 0	0- 0				
0- 3	0- 0	0- 0	AWAY	0- 2	0- 1	0- 0				
0- 0	0- 0	0- 0	NEUTRAL	0- 0	0- 0	0- 0				

RPI 1-25				RPI 26-50				RPI 51-100				RPI 101+				Team's RPI: 157
RPI	S	Opponent	Score	RPI	S	Opponent	Score	RPI	S	Opponent	Score	RPI	S	Opponent	Score	
2	H	Bayl or	56 73	42	H	Kansas St.	62 66	63	A	TCU	70 78	130	H	Idaho	77 88	
								64	A	Okl ahoma St.	57 65	137	A	Okl ahoma	61 66	
								73	H	Kansas	69 66	166	H	Abil ene Christian	105 54	
								84	H	SFA	77 69	182	H	Southern U.	76 58	
												195	H	Jacksonville St.	71 58	
												213	A	Fl ori da	67 72	
												245	H	Texas Southern	75 55	
												262	A	Nevada	86 67	
												271	H	A&M-Corpus Christi	78 61	
												322	H	La. -Monroe	86 42	
												323	H	Houston Baptist	82 76	
LAST 12 Division I GAMES:																
166	H	Abil ene Christian	105 54	42	H	Kansas St.	62 66	63	H	TCU	70 78					
245	H	Texas Southern	75 55	63	A	TCU	70 78	64	A	Okl ahoma St.	57 65					
182	H	Southern U.	76 58	64	A	Okl ahoma St.	57 65	73	H	Kansas	69 66					
262	A	Nevada	86 67	73	H	Kansas	69 66	2	H	Bayl or	56 73					
213	A	Fl ori da	67 72					137	A	Okl ahoma	61 66					
84	H	SFA	77 69													

Non-Div I Games:

Texas Tech

Average RPI Win:	234	WON-LOST	WINNING	LAST 10	STRENGTH OF	OPP. STRENGTH	TEAM	ADJ.	CONF.	ADJ CONF.
Average RPI Loss:	65	RECORD	PCT. RANK	GAMES	SCHEDULE	OF SCHEDULE	RPI	RPI	RPI	RPI
DIV. I ONLY	11- 5	76	7-3	171	150	92	92	8	8	
DIV. I NON-CONF.	8- 3	71	0- 0	167	143	72	72	8	8	
-----										
TOTALS	RPI 1-25	RPI 26-50	W-L RECORDS	RPI 51-100	RPI 101-150	RPI 150+				
11- 5	0- 1	0- 0	OVERALL	1- 4	2- 0	8- 0				
5- 2	0- 1	0- 0	HOME	0- 1	2- 0	3- 0				
6- 3	0- 0	0- 0	AWAY	1- 3	0- 0	5- 0				
0- 0	0- 0	0- 0	NEUTRAL	0- 0	0- 0	0- 0				
8- 3	0- 1	0- 0	NON-CONFERENCE	1- 2	2- 0	5- 0				
4- 1	0- 1	0- 0	HOME	0- 0	2- 0	2- 0				
4- 2	0- 0	0- 0	AWAY	1- 2	0- 0	3- 0				
0- 0	0- 0	0- 0	NEUTRAL	0- 0	0- 0	0- 0				
3- 2	0- 0	0- 0	CONFERENCE	0- 2	0- 0	3- 0				
1- 1	0- 0	0- 0	HOME	0- 1	0- 0	1- 0				
2- 1	0- 0	0- 0	AWAY	0- 1	0- 0	2- 0				
0- 0	0- 0	0- 0	NEUTRAL	0- 0	0- 0	0- 0				

RPI 1-25				RPI 26-50				RPI 51-100				RPI 101+			
RPI	S	Opponent	Score	RPI	S	Opponent	Score	RPI	S	Opponent	Score	RPI	S	Opponent	Score
1	H	Notre Dame	56 72					68	A	Maine	59 73	145	H	Stony Brook	80 48
								75	A	Belmont	78 69	149	H	Duquesne	65 52
								76	H	Kent St.	47 58	187	H	Ball St.	65 58
								87	A	Dayton	49 70	230	A	Bowling Green	79 65
								95	A	Miami (OH)	64 65	257	A	Memphis	58 48
												266	A	Cleveland St.	65 60
												292	A	Western Mich.	80 57
												309	A	Valparaiso	65 59
												329	H	Iona	84 38
												330	H	Detroit Mercy	77 60
-----															
LAST 12 Division I GAMES:															
145	H	Stony Brook	80 48	230	A	Bowling Green	79 65								
1	H	Notre Dame	56 72	292	A	Western Mich.	80 57								
266	A	Cleveland St.	65 60	76	H	Kent St.	47 58								
257	A	Memphis	58 48	95	A	Miami (OH)	64 65								
75	A	Belmont	78 69	187	H	Ball St.	65 58								
309	A	Valparaiso	65 59	330	H	Detroit Mercy	77 60								

Non-Div I Games:

Toledo

T  
o  
w  
s  
o  
n

Towson			Through Games Of Jan. 22, 2019								
Average RPI	Win:	228	WON-LOST RECORD	WINNING PCT. RANK	LAST 10 GAMES	STRENGTH OF SCHEDULE	OPP. STRENGTH OF SCHEDULE	TEAM RPI	ADJ. RPI	CONF. RPI	ADJ CONF. RPI
Average RPI	Loss:	129									
DIV. I ONLY	11- 6	90	8-2	230	172	102	102	10	10		
DIV. I NON-CONF.	6- 5	143	0- 0	275	178	162	162	13	13		
-----											
TOTALS		RPI 1-25	RPI 26-50	W-L RECORDS		RPI 51-100	RPI 101-150	RPI 150+			
11- 6	0- 1		0- 0	OVERALL		1- 0	1- 3	9- 2			
5- 0	0- 0		0- 0	HOME		1- 0	0- 0	4- 0			
6- 6	0- 1		0- 0	AWAY		0- 0	1- 3	5- 2			
0- 0	0- 0		0- 0	NEUTRAL		0- 0	0- 0	0- 0			
6- 5	0- 1		0- 0	NON-CONFERENCE		0- 0	0- 2	6- 2			
3- 0	0- 0		0- 0	HOME		0- 0	0- 0	3- 0			
3- 5	0- 1		0- 0	AWAY		0- 0	0- 2	3- 2			
0- 0	0- 0		0- 0	NEUTRAL		0- 0	0- 0	0- 0			
5- 1	0- 0		0- 0	CONFERENCE		1- 0	1- 1	3- 0			
2- 0	0- 0		0- 0	HOME		1- 0	0- 0	1- 0			
3- 1	0- 0		0- 0	AWAY		0- 0	1- 1	2- 0			
0- 0	0- 0		0- 0	NEUTRAL		0- 0	0- 0	0- 0			

RPI 1-25				RPI 26-50				RPI 51-100				RPI 101+ Team's RPI: 102			
RPI	S	Opponent	Score	RPI	S	Opponent	Score	RPI	S	Opponent	Score	RPI	S	Opponent	Score
6	A	Syracuse	55 98					54	H	Northeastern	88 83	103	A	West Virginia	43 90
												115	A	Wake Forest	53 60
												117	A	UNCW	73 77
												122	A	Drexel	55 54
												181	H	Massachusetts	78 53
												191	A	Delaware	56 48
												198	A	George Washington	63 76
												233	A	Mt. St. Mary's	78 87
												241	A	Marshall	76 69
												258	H	Hofstra	92 68
												273	H	La Salle	92 68
												278	A	Saint Joseph's	73 52
												296	A	Col. of Charleston	77 61
												305	H	Loyola Maryland	62 57
												314	A	UMBC	71 62
-----															
LAST 12 Division I GAMES:															
241	A	Marshall	76 69	117	A	UNCW	73 77								
103	A	West Virginia	43 90	296	A	Col. of Charleston	77 61								
278	A	Saint Joseph's	73 52	258	H	Hofstra	92 68								
305	H	Loyola Maryland	62 57	54	H	Northeastern	88 83								
6	A	Syracuse	55 98	191	A	Delaware	56 48								
198	A	George Washington	63 76	122	A	Drexel	55 54								

Non-Div I Games:

Towson

T  
o  
w  
s  
o  
n

Average RPI Win:	212	WON-LOST	WINNING	LAST 10	STRENGTH OF	OPP. STRENGTH	TEAM	ADJ.	CONF.	ADJ CONF.
Average RPI Loss:	90	RECORD	PCT. RANK	GAMES	SCHEDULE	OF SCHEDULE	RPI	RPI	RPI	RPI
DIV. I ONLY	13- 3	31	8-2	279	104	89	89	14	14	
DIV. I NON-CONF.	8- 2	52	0- 0	311	134	125	125	15	15	
-----										
TOTALS	RPI 1-25	RPI 26-50	W-L RECORDS	RPI 51-100	RPI 101-150	RPI 150+				
13- 3	0- 1	0- 0	OVERALL	1- 1	1- 0	11- 1				
5- 1	0- 0	0- 0	HOME	1- 1	0- 0	4- 0				
6- 2	0- 1	0- 0	AWAY	0- 0	1- 0	5- 1				
2- 0	0- 0	0- 0	NEUTRAL	0- 0	0- 0	2- 0				
8- 2	0- 1	0- 0	NON-CONFERENCE	0- 1	0- 0	8- 0				
3- 1	0- 0	0- 0	HOME	0- 1	0- 0	3- 0				
3- 1	0- 1	0- 0	AWAY	0- 0	0- 0	3- 0				
2- 0	0- 0	0- 0	NEUTRAL	0- 0	0- 0	2- 0				
5- 1	0- 0	0- 0	CONFERENCE	1- 0	1- 0	3- 1				
2- 0	0- 0	0- 0	HOME	1- 0	0- 0	1- 0				
3- 1	0- 0	0- 0	AWAY	0- 0	1- 0	2- 1				
0- 0	0- 0	0- 0	NEUTRAL	0- 0	0- 0	0- 0				

RPI 1-25				RPI 26-50				RPI 51-100				RPI 101+			
RPI	S	Opponent	Score	RPI	S	Opponent	Score	RPI	S	Opponent	Score	RPI	S	Opponent	Score
22	A	Florida St.	67 103					70	H	Middle Tenn.	64 67	109	A	Appalachian St.	83 72
								100	H	Little Rock	71 66	165	H	Arkansas St.	87 79
												177	A	Georgia St.	80 84
												194	A	Ole Miss	71 54
												195	A	Jacksonville St.	89 63
												207	A	Coastal Caro.	82 81
												215	N	Sam Houston St.	84 79
												224	H	Alabama St.	116 46
												226	H	Samford	72 52
												232	A	ETSU	84 66
												284	A	Ga. Southern	97 81
												299	N	Mississippi Val.	75 54
												301	H	Tennessee St.	92 67
-----															
LAST 12 Division I GAMES:															
195	A	Jacksonville St.	89 63	177	A	Georgia St.	80 84								
194	A	Ole Miss	71 54	284	A	Ga. Southern	97 81								
70	H	Middle Tenn.	64 67	165	H	Arkansas St.	87 79								
224	H	Alabama St.	116 46	100	H	Little Rock	71 66								
299	N	Mississippi Val.	75 54	109	A	Appalachian St.	83 72								
215	N	Sam Houston St.	84 79	207	A	Coastal Caro.	82 81								

Non-Div I Games: Talladega 91 70

Troy

**T  
u  
l  
a  
n  
e**

T  
u  
l  
a  
n  
e

Tulane



Average RPI Win: 213  
Average RPI Loss: 83

WON-LOST  
RECORD

WINNING  
PCT. RANK

LAST 10  
GAMES

STRENGTH OF  
SCHEDULE

OPP. STRENGTH  
OF SCHEDULE

TEAM  
RPI

ADJ.  
RPI

CONF.  
RPI

ADJ CONF.  
RPI

DIV. I ONLY	9- 9	165	4-6	79	109	133	133	9	9
DIV. I NON-CONF.	6- 7	172	0- 1	106	60	152	152	9	9
<hr/>									
TOTALS	RPI 1-25	RPI 26-50	W-L RECORDS	RPI 51-100	RPI 101-150	RPI 150+			
9- 9	0- 2	0- 1	OVERALL	0- 3	1- 2	8- 1			
6- 3	0- 0	0- 1	HOME	0- 1	0- 1	6- 0			
2- 6	0- 2	0- 0	AWAY	0- 2	0- 1	2- 1			
1- 0	0- 0	0- 0	NEUTRAL	0- 0	1- 0	0- 0			
6- 7	0- 1	0- 1	NON-CONFERENCE	0- 3	1- 1	5- 1			
4- 2	0- 0	0- 1	HOME	0- 1	0- 0	4- 0			
1- 5	0- 1	0- 0	AWAY	0- 2	0- 1	1- 1			
1- 0	0- 0	0- 0	NEUTRAL	0- 0	1- 0	0- 0			
3- 2	0- 1	0- 0	CONFERENCE	0- 0	0- 1	3- 0			
2- 1	0- 0	0- 0	HOME	0- 0	0- 1	2- 0			
1- 1	0- 1	0- 0	AWAY	0- 0	0- 0	1- 0			
0- 0	0- 0	0- 0	NEUTRAL	0- 0	0- 0	0- 0			

RPI 1-25				RPI 26-50				RPI 51-100				RPI 101+ Team's RPI: 133			
RPI	S	Opponent	Score	RPI	S	Opponent	Score	RPI	S	Opponent	Score	RPI	S	Opponent	Score
13	A	Ari zona St.	52 70	50	H	Arkansas	59 61	75	A	Bel mont	53 78	114	H	Ci nci nnati	50 70
17	A	UCF	44 60					84	A	SFA	34 76	118	N	Al abama	80 73
								100	H	Li ttle Rock	53 63	125	A	Ameri can	52 68
												165	A	Arkansas St.	60 73
												166	H	Abi lene Chri sti an	75 63
												170	A	Oral Roberts	76 68
												208	H	Saint Louis	86 75
												222	A	East Carol ina	75 55
												244	H	Stetson	55 54
												257	H	Memphi s	46 39
												265	H	UTEP	66 45
												268	H	Wi chi ta St.	63 49
LAST 12 Division I GAMES:															
265	H	UTEP	66 45	13	A	Ari zona St.	52 70	114	H	Ci nci nnati	50 70				
50	H	Arkansas	59 61	17	A	UCF	44 60	222	A	East Carol ina	75 55				
100	H	Li ttle Rock	53 63	257	H	Memphi s	46 39	268	H	Wi chi ta St.	63 49				
165	A	Arkansas St.	60 73												
118	N	Al abama	80 73												
166	H	Abi lene Chri sti an	75 63												

Non-Div I Games:

Tulsa

Average RPI	Win:	248	WON-LOST	WINNING	LAST 10	STRENGTH OF	OPP. STRENGTH	TEAM	ADJ.	CONF.	ADJ CONF.
Average RPI	Loss:	90	RECORD	PCT. RANK	GAMES	SCHEDULE	OF SCHEDULE	RPI	RPI	RPI	RPI
DIV. I ONLY		16- 2		12	9-1	349	126	156	156	16	16
DIV. I NON-CONF.		11- 1		13	0- 1	340	194	122	122	19	19
-----											
TOTALS	RPI 1-25		RPI 26-50		W-L RECORDS	RPI 51-100		RPI 101-150		RPI 150+	
16- 2	0- 0		0- 1		OVERALL	1- 0		2- 1		13- 0	
6- 1	0- 0		0- 0		HOME	0- 0		1- 1		5- 0	
8- 0	0- 0		0- 0		AWAY	1- 0		0- 0		7- 0	
2- 1	0- 0		0- 1		NEUTRAL	0- 0		1- 0		1- 0	
11- 1	0- 0		0- 1		NON-CONFERENCE	1- 0		2- 0		8- 0	
5- 0	0- 0		0- 0		HOME	0- 0		1- 0		4- 0	
4- 0	0- 0		0- 0		AWAY	1- 0		0- 0		3- 0	
2- 1	0- 0		0- 1		NEUTRAL	0- 0		1- 0		1- 0	
5- 1	0- 0		0- 0		CONFERENCE	0- 0		0- 1		5- 0	
1- 1	0- 0		0- 0		HOME	0- 0		0- 1		1- 0	
4- 0	0- 0		0- 0		AWAY	0- 0		0- 0		4- 0	
0- 0	0- 0		0- 0		NEUTRAL	0- 0		0- 0		0- 0	

RPI 1-25				RPI 26-50				RPI 51-100				RPI 101+ Team's RPI: 156			
RPI	S	Opponent	Score	RPI	S	Opponent	Score	RPI	S	Opponent	Score	RPI	S	Opponent	Score
				45	N	Tennessee	69 73	97	A	FGCU	62 60	109	H	Appalachian St.	80 61
												135	H	Louisiana Tech	68 73
												137	N	Oklahoma	89 84
												211	H	Southern Miss.	71 60
												224	A	Alabama St.	62 47
												226	A	Samford	66 41
												252	A	UTSA	59 42
												257	H	Memphis	85 54
												265	A	UTEP	74 48
												281	H	Alabama A&M	82 47
												289	A	Fla. Atlantic	89 64
												304	N	Coppin St.	86 61
												311	A	FIU	83 59
												319	H	McNeese	91 48
												343	A	Chicago St.	90 45
												350	H	Alcorn	80 53
-----															
LAST 12 Division I GAMES:															
				289	A	Fla. Atlantic	89 64	45	N	Tennessee	69 73				
				97	A	FGCU	62 60	252	A	UTSA	59 42				
				304	N	Coppin St.	86 61	265	A	UTEP	74 48				
				224	A	Alabama St.	62 47	211	H	Southern Miss.	71 60				
				319	H	McNeese	91 48	135	H	Louisiana Tech	68 73				
				226	A	Samford	66 41	311	A	FIU	83 59				

Non-Div I Games: Ala.-Huntsville 83 58

UAB

UC Davis

UC Davis

UC Davis											
Average RPI Win:		198	WON-LOST	WINNING	LAST 10	STRENGTH OF	OPP. STRENGTH	TEAM	ADJ.	CONF.	ADJ CONF.
Average RPI Loss:		126	RECORD	PCT. RANK	GAMES	SCHEDULE	OF SCHEDULE	RPI	RPI	RPI	RPI
DIV. I ONLY		10- 6	105	8-2	179	120	104	104	21	21	
DIV. I NON-CONF.		7- 5	132	0- 1	193	57	107	107	21	21	
-----											
TOTALS		RPI 1-25	RPI 26-50	W-L RECORDS	RPI 51-100	RPI 101-150	RPI 150+				
10- 6		0- 1	1- 0	OVERALL	1- 1	1- 3	7- 1				
5- 1		0- 0	1- 0	HOME	0- 1	1- 0	3- 0				
4- 5		0- 1	0- 0	AWAY	1- 0	0- 3	3- 1				
1- 0		0- 0	0- 0	NEUTRAL	0- 0	0- 0	1- 0				
7- 5		0- 1	1- 0	NON-CONFERENCE	1- 1	0- 3	5- 0				
3- 1		0- 0	1- 0	HOME	0- 1	0- 0	2- 0				
3- 4		0- 1	0- 0	AWAY	1- 0	0- 3	2- 0				
1- 0		0- 0	0- 0	NEUTRAL	0- 0	0- 0	1- 0				
3- 1		0- 0	0- 0	CONFERENCE	0- 0	1- 0	2- 1				
2- 0		0- 0	0- 0	HOME	0- 0	1- 0	1- 0				
1- 1		0- 0	0- 0	AWAY	0- 0	0- 0	1- 1				
0- 0		0- 0	0- 0	NEUTRAL	0- 0	0- 0	0- 0				
-----											
RPI 1-25											
RPI	S	Opponent	Score								
4	A	Stanford	43 71								
RPI 26-50											
RPI	S	Opponent	Score								
46	H	Saint Mary's (CA)	76 74								
RPI 51-100											
RPI	S	Opponent	Score								
65	H	Pacific	80 83								
91	A	Washington St.	75 62								
RPI 101+ Team's RPI: 104											
RPI	S	Opponent	Score								
132	A	Loyola Marymount	53 60								
143	A	Portland St.	50 65								
146	A	Montana	56 62								
148	H	UC Irvine	80 57								
186	A	UC Riverside	67 59								
210	H	Southern Utah	68 45								
214	H	Cal St. Fullerton	75 51								
238	A	Sacramento St.	109 60								
251	A	San Francisco	70 68								
262	N	Nevada	84 68								
268	A	Hawaii	60 65								
336	H	Seattle U	76 59								
-----											
LAST 12 Division I GAMES:											
251	A	San Francisco	70 68	146	A	Montana	56 62				
336	H	Seattle U	76 59	148	H	UC Irvine	80 57				
238	A	Sacramento St.	109 60	214	H	Cal St. Fullerton	75 51				
262	N	Nevada	84 68	268	A	Hawaii	60 65				
132	A	Loyola Marymount	53 60	186	A	UC Riverside	67 59				
210	H	Southern Utah	68 45	46	H	Saint Mary's (CA)	76 74				

UC Davis

Non-Div I Games: Domini can (CA) 92 42

UC Davis

UC Irvine				Through Games Of Jan. 22, 2019							
Average RPI	Win:	237	WON-LOST	WINNING	LAST 10	STRENGTH OF	OPP. STRENGTH	TEAM	ADJ.	CONF.	ADJ CONF.
Average RPI	Loss:	125	RECORD	PCT. RANK	GAMES	SCHEDULE	OF SCHEDULE	RPI	RPI	RPI	RPI
DIV. I ONLY			11- 4	56	6-4	301	188	148	148	21	21
DIV. I NON-CONF.			9- 2	43	0- 0	310	201	131	131	21	21
-----											
TOTALS		RPI 1-25		RPI 26-50		W-L RECORDS		RPI 51-100		RPI 101-150	RPI 150+
11- 4		0- 1		0- 0		OVERALL		0- 0		2- 1	9- 2
5- 1		0- 0		0- 0		HOME		0- 0		0- 0	5- 1
4- 3		0- 1		0- 0		AWAY		0- 0		2- 1	2- 1
2- 0		0- 0		0- 0		NEUTRAL		0- 0		0- 0	2- 0
9- 2		0- 1		0- 0		NON-CONFERENCE		0- 0		2- 0	7- 1
4- 1		0- 0		0- 0		HOME		0- 0		0- 0	4- 1
3- 1		0- 1		0- 0		AWAY		0- 0		2- 0	1- 0
2- 0		0- 0		0- 0		NEUTRAL		0- 0		0- 0	2- 0
2- 2		0- 0		0- 0		CONFERENCE		0- 0		0- 1	2- 1
1- 0		0- 0		0- 0		HOME		0- 0		0- 0	1- 0
1- 2		0- 0		0- 0		AWAY		0- 0		0- 1	1- 1
0- 0		0- 0		0- 0		NEUTRAL		0- 0		0- 0	0- 0

RPI 1-25				RPI 26-50				RPI 51-100				RPI 101+ Team's RPI: 148			
RPI	S	Opponent	Score	RPI	S	Opponent	Score	RPI	S	Opponent	Score	RPI	S	Opponent	Score
3	A	Oregon	69 115									104	A	UC Davis	57 80
												129	A	Portland	84 69
												143	A	Portland St.	73 68
												155	H	CSUN	65 61
												158	N	Indiana St.	77 61
												186	A	UC Riverside	72 88
												206	H	San Diego St.	70 78
												210	H	Southern Utah	75 58
												229	H	UNLV	57 55
												270	H	CSU Bakersfield	85 78
												307	A	Cal Poly	75 59
												320	A	San Jose St.	74 66
												336	H	Seattle U	65 60
												351	N	LIU Brooklyn	84 71
-----															
LAST 12 Division I GAMES:															
143	A	Portland St.	73 68	104	A	UC Davis	57 80								
129	A	Portland	84 69	186	A	UC Riverside	72 88								
206	H	San Diego St.	70 78	155	H	CSUN	65 61								
320	A	San Jose St.	74 66	307	A	Cal Poly	75 59								
270	H	CSU Bakersfield	85 78	336	H	Seattle U	65 60								
158	N	Indiana St.	77 61	3	A	Oregon	69 115								

Non-Div I Games: LIFE Pacific 105 31

RPI

		LAST 12 Division I		GAMES:			
178	H New Mexico St.	65	64	210	H Southern Utah	56	50
218	A Utah Valley	53	56	155	A CSUN	56	69
302	A Weber St.	71	39	148	H UC Irvine	88	72
176	N Eastern Wash.	57	45	260	H Long Beach St.	45	63
31	N Texas A&M	63	70	104	H UC Davis	59	67
287	A California Baptist	57	65	270	A CSU Bakersfield	79	67

Page 301

Average RPI	Win:	258	WON-LOST	WINNING	LAST 10	STRENGTH OF	OPP. STRENGTH	TEAM	ADJ.	CONF.	ADJ CONF.
Average RPI	Loss:	164	RECORD	PCT. RANK	GAMES	SCHEDULE	OF SCHEDULE	RPI	RPI	RPI	RPI
DIV. I ONLY		4- 12		291	3-7	256	208	297	297	21	21
DIV. I NON-CONF.		3- 10		278	1- 0	221	214	288	288	21	21
-----											
TOTALS	RPI 1-25		RPI 26-50		W-L RECORDS	RPI 51-100		RPI 101-150		RPI 150+	
4- 12	0- 0		0- 3		OVERALL	0- 1		0- 1		4- 7	
2- 5	0- 0		0- 1		HOME	0- 0		0- 1		2- 3	
1- 7	0- 0		0- 2		AWAY	0- 1		0- 0		1- 4	
1- 0	0- 0		0- 0		NEUTRAL	0- 0		0- 0		1- 0	
3- 10	0- 0		0- 3		NON-CONFERENCE	0- 1		0- 1		3- 5	
1- 5	0- 0		0- 1		HOME	0- 0		0- 1		1- 3	
1- 5	0- 0		0- 2		AWAY	0- 1		0- 0		1- 2	
1- 0	0- 0		0- 0		NEUTRAL	0- 0		0- 0		1- 0	
1- 2	0- 0		0- 0		CONFERENCE	0- 0		0- 0		1- 2	
1- 0	0- 0		0- 0		HOME	0- 0		0- 0		1- 0	
0- 2	0- 0		0- 0		AWAY	0- 0		0- 0		0- 2	
0- 0	0- 0		0- 0		NEUTRAL	0- 0		0- 0		0- 0	

RPI 1-25				RPI 26-50				RPI 51-100				RPI 101+ Team's RPI: 297			
RPI	S	Opponent	Score	RPI	S	Opponent	Score	RPI	S	Opponent	Score	RPI	S	Opponent	Score
				30	A	Cal i forn i a	45 69	65	A	Paci fi c	53 69	132	H	Loyol a Marymount	57 70
				46	H	Saint Mary's (CA)	55 80					155	A	CSUN	65 73
				49	A	Southern Cal i forn i a	39 82					178	H	New Mexico St.	73 81
												206	A	San Diego St.	63 58
												218	A	Utah Valley	54 63
												227	N	Dartmouth	62 56
												229	A	UNLV	51 69
												260	H	Long Beach St.	60 54
												270	H	CSU Bakersfi el d	48 56
												287	H	Cal i forn i a Baptist	64 76
												307	A	Cal Poly	67 75
												337	H	Grand Canyon	66 55
LAST 12 Divi s i on I GAMES:															
				287	H	Cal i forn i a Baptist	64 76	227	N	Dartmouth	62 56				
				30	A	Cal i forn i a	45 69	260	H	Long Beach St.	60 54				
				65	A	Paci fi c	53 69	307	A	Cal Poly	67 75				
				337	H	Grand Canyon	66 55	155	A	CSUN	65 73				
				46	H	Saint Mary's (CA)	55 80	178	H	New Mexico St.	73 81				
				229	A	UNLV	51 69	206	A	San Diego St.	63 58				

Non-Di v I Games:

UC Santa Barbara

Average RPI Win:	161	WON-LOST	WINNING	LAST 10	STRENGTH OF	OPP. STRENGTH	TEAM	ADJ.	CONF.	ADJ CONF.
Average RPI Loss:	13	RECORD	PCT. RANK	GAMES	SCHEDULE	OF SCHEDULE	RPI	RPI	RPI	RPI
DIV. I ONLY	16- 2	12	9-1	101	45	17	17	9	9	
DIV. I NON-CONF.	11- 2	33	0- 0	105	19	19	19	9	9	
-----										
TOTALS	RPI 1-25	RPI 26-50	W-L RECORDS	RPI 51-100	RPI 101-150	RPI 150+				
16- 2	0- 2	0- 0	OVERALL	4- 0	5- 0	7- 0				
7- 0	0- 0	0- 0	HOME	2- 0	3- 0	2- 0				
8- 1	0- 1	0- 0	AWAY	2- 0	2- 0	4- 0				
1- 1	0- 1	0- 0	NEUTRAL	0- 0	0- 0	1- 0				
11- 2	0- 2	0- 0	NON-CONFERENCE	4- 0	2- 0	5- 0				
4- 0	0- 0	0- 0	HOME	2- 0	1- 0	1- 0				
6- 1	0- 1	0- 0	AWAY	2- 0	1- 0	3- 0				
1- 1	0- 1	0- 0	NEUTRAL	0- 0	0- 0	1- 0				
5- 0	0- 0	0- 0	CONFERENCE	0- 0	3- 0	2- 0				
3- 0	0- 0	0- 0	HOME	0- 0	2- 0	1- 0				
2- 0	0- 0	0- 0	AWAY	0- 0	1- 0	1- 0				
0- 0	0- 0	0- 0	NEUTRAL	0- 0	0- 0	0- 0				

RPI	S	Opponent	Score	RPI	S	Opponent	Score	RPI	S	Opponent	Score	RPI	S	Opponent	Score
6	N	Syracuse	52 57					59	H	Villanova	71 56	114	H	Cincinnati	56 55
19	A	Central Mich.	68 75					65	H	Pacific	64 57	123	A	South Fla.	62 49
								69	A	Quinnipiac	47 45	128	H	Chattanooga	75 37
								90	A	Pittsburgh	61 58	133	H	Tulsa	60 44
												149	A	Duquesne	71 63
												179	A	Mercer	76 42
												191	A	Delaware	71 60
												223	H	SMU	55 43
												244	A	Stetson	78 55
												257	A	Memphis	68 55
												263	N	Liberty	53 45
												282	H	Richmond	70 48
-----															
LAST 12 Division I GAMES:															
6	N	Syracuse	52 57	223	H	SMU	55 43								
263	N	Liberty	53 45	133	H	Tulsa	60 44								
65	H	Pacific	64 57	114	H	Cincinnati	56 55								
149	A	Duquesne	71 63	123	A	South Fla.	62 49								
191	A	Delaware	71 60	257	A	Memphis	68 55								
128	H	Chattanooga	75 37	69	A	Quinnipiac	47 45								

Non-Div I Games:

UCF

U  
C  
L  
A

UCLA				Through Games Of Jan. 22, 2019								
Average RPI	Win:	135	WON-LOST	WINNING	LAST 10	STRENGTH OF	OPP. STRENGTH	TEAM	ADJ.	CONF.	ADJ CONF.	
Average RPI	Loss:	50	RECORD	PCT. RANK	GAMES	SCHEDULE	OF SCHEDULE	RPI	RPI	RPI	RPI	
DIV. I ONLY		9- 9		165	6-4	4	64	57	57	2	2	
DIV. I NON-CONF.		7- 5		132	0- 0	30	147	80	80	2	2	
-----												
TOTALS		RPI 1-25		RPI 26-50		W-L RECORDS		RPI 51-100		RPI 101-150		RPI 150+
9- 9		0- 3		2- 4		OVERALL		2- 0		3- 2		2- 0
6- 4		0- 1		0- 3		HOME		2- 0		3- 0		1- 0
3- 2		0- 1		2- 0		AWAY		0- 0		0- 1		1- 0
0- 3		0- 1		0- 1		NEUTRAL		0- 0		0- 1		0- 0
7- 5		0- 1		0- 2		NON-CONFERENCE		2- 0		3- 2		2- 0
6- 1		0- 0		0- 1		HOME		2- 0		3- 0		1- 0
1- 1		0- 0		0- 0		AWAY		0- 0		0- 1		1- 0
0- 3		0- 1		0- 1		NEUTRAL		0- 0		0- 1		0- 0
2- 4		0- 2		2- 2		CONFERENCE		0- 0		0- 0		0- 0
0- 3		0- 1		0- 2		HOME		0- 0		0- 0		0- 0
2- 1		0- 1		2- 0		AWAY		0- 0		0- 0		0- 0
0- 0		0- 0		0- 0		NEUTRAL		0- 0		0- 0		0- 0

U  
C  
L  
A

RPI 1-25				RPI 26-50				RPI 51-100 Team's RPI: 57				RPI 101+			
RPI	S	Opponent	Score	RPI	S	Opponent	Score	RPI	S	Opponent	Score	RPI	S	Opponent	Score
3	H	Oregon	52 72	29	H	Indiana	65 67	64	H	Oklahoma St.	71 59	101	H	Rice	59 50
4	A	Stanford	80 86	30	A	California	84 79	74	H	Seton Hall	78 62	121	H	Georgia	80 69
24	N	Kentucky	74 75	38	H	Oregon St.	73 83					123	N	South Fla.	56 60
				44	N	North Carolina	49 83					131	H	Fresno St.	89 80
				49	A	Southern California	72 65					132	A	Loyola Marymount	63 69
				49	H	Southern California	67 72					307	H	Cal Poly	81 35
												335	A	UIC	78 47
-----															
LAST 12 Division I GAMES:															
307	H	Cal Poly	81 35	49	H	Southern California	67 72								
335	A	UIC	78 47	3	H	Oregon	52 72								
64	H	Oklahoma St.	71 59	38	H	Oregon St.	73 83								
131	H	Fresno St.	89 80	4	A	Stanford	80 86								
29	H	Indiana	65 67	30	A	California	84 79								
123	N	South Fla.	56 60	49	A	Southern California	72 65								

Non-Div I Games:

UCLA



# U C o n n

U  
C  
o  
n  
n

UConn

UIC		Average RPI Win: 316	WON-LOST RECORD	WINNING PCT. RANK	LAST 10 GAMES	STRENGTH OF SCHEDULE	OPP. STRENGTH OF SCHEDULE	TEAM RPI	ADJ. RPI	CONF. RPI	ADJ CONF. RPI
Average RPI Loss: 179											
DIV. I ONLY	3- 15	319	1-9	304	200	335	335	20	20		
DIV. I NON-CONF.	2- 9	297	0- 0	270	216	323	323	18	18		
-----											
TOTALS	RPI 1-25	RPI 26-50	W-L RECORDS	RPI 51-100	RPI 101-150	RPI 150+					
3- 15	0- 1	0- 0	OVERALL	0- 4	0- 1	3- 9					
2- 6	0- 0	0- 0	HOME	0- 3	0- 0	2- 3					
1- 7	0- 1	0- 0	AWAY	0- 1	0- 1	1- 4					
0- 2	0- 0	0- 0	NEUTRAL	0- 0	0- 0	0- 2					
2- 9	0- 1	0- 0	NON-CONFERENCE	0- 3	0- 0	2- 5					
1- 3	0- 0	0- 0	HOME	0- 2	0- 0	1- 1					
1- 4	0- 1	0- 0	AWAY	0- 1	0- 0	1- 2					
0- 2	0- 0	0- 0	NEUTRAL	0- 0	0- 0	0- 2					
1- 6	0- 0	0- 0	CONFERENCE	0- 1	0- 1	1- 4					
1- 3	0- 0	0- 0	HOME	0- 1	0- 0	1- 2					
0- 3	0- 0	0- 0	AWAY	0- 0	0- 1	0- 2					
0- 0	0- 0	0- 0	NEUTRAL	0- 0	0- 0	0- 0					

RPI 1-25				RPI 26-50				RPI 51-100				RPI 101+ Team's RPI: 335			
RPI	S	Opponent	Score	RPI	S	Opponent	Score	RPI	S	Opponent	Score	RPI	S	Opponent	Score
15	A	Marquette	32 96					57	H	UCLA	47 78	120	A	Youngstown St.	29 81
								80	A	Northwestern	44 87	154	A	IUPUI	43 71
								81	H	Wright St.	46 79	158	A	Indiana St.	53 60
								95	H	Miami (OH)	56 65	184	A	Eastern Mich.	38 52
												221	H	Loyola Chicago	60 75
												266	A	Cleveland St.	53 71
												279	H	Northern Ky.	49 67
												295	H	Oakland	69 65
												309	H	Valparaiso	75 65
												312	N	Fairfield	60 68
												330	H	Detroit Mercy	36 42
												334	N	Jackson St.	57 72
												344	A	Evansville	62 54
-----															
LAST 12 Division I GAMES:															
279	H	Northern Ky.	49 67	154	A	IUPUI	43 71								
334	N	Jackson St.	57 72	330	H	Detroit Mercy	36 42								
312	N	Fairfield	60 68	295	H	Oakland	69 65								
57	H	UCLA	47 78	266	A	Cleveland St.	53 71								
158	A	Indiana St.	53 60	120	A	Youngstown St.	29 81								
344	A	Evansville	62 54	81	H	Wright St.	46 79								

Non-Div I Games:

UIC

U  
M  
B  
C

UMBC

Average RPI Win: 291

Average RPI Loss: 177

WON-LOST  
RECORD

WINNING  
PCT. RANK

LAST 10  
GAMES

STRENGTH OF  
SCHEDULE

OPP. STRENGTH  
OF SCHEDULE

TEAM  
RPI

ADJ.  
RPI

CONF.  
RPI

ADJ CONF.  
RPI

DIV. I ONLY

4- 11

286

1-9

321

193

314

314

23

23

DIV. I NON-CONF.

4- 6

212

0- 0

322

217

285

285

23

23

TOTALS

RPI 1-25

RPI 26-50

W-L RECORDS

RPI 51-100

RPI 101-150

RPI 150+

4- 11

0- 1

0- 0

OVERALL

0- 2

0- 2

4- 6

0- 6

0- 0

0- 0

HOME

0- 1

0- 1

0- 4

2- 5

0- 1

0- 0

AWAY

0- 1

0- 1

2- 2

2- 0

0- 0

0- 0

NEUTRAL

0- 0

0- 0

2- 0

4- 6

0- 1

0- 0

NON-CONFERENCE

0- 0

0- 2

4- 3

0- 4

0- 0

0- 0

HOME

0- 0

0- 1

0- 3

2- 2

0- 1

0- 0

AWAY

0- 0

0- 1

2- 0

2- 0

0- 0

0- 0

NEUTRAL

0- 0

0- 0

2- 0

0- 5

0- 0

0- 0

CONFERENCE

0- 2

0- 0

0- 3

0- 2

0- 0

0- 0

HOME

0- 1

0- 0

0- 1

0- 3

0- 0

0- 0

AWAY

0- 1

0- 0

0- 2

0- 0

0- 0

0- 0

NEUTRAL

0- 0

0- 0

0- 0

RPI 1-25

RPI S Opponent Score

25 A Maryland 61 92

RPI 26-50

RPI S Opponent Score

RPI 51-100

RPI S Opponent Score

68 A Maine 44 84

94 H Hartford 52 66

RPI 101+

RPI S Opponent Score

102 H Towson 62 71

125 A American 42 64

216 H UMES 67 73

233 H Mt. St. Mary's 52 65

252 N UTSA 72 58

256 A Binghamton 45 67

258 H Hofstra 42 45

283 A Albany (NY) 44 64

290 H UMass Lowell 55 67

291 N Kennesaw St. 57 53

304 A Coppin St. 57 52

318 A Morgan St. 73 68

LAST 12 Division I GAMES:

318 A Morgan St. 73 68

258 H Hofstra 42 45

233 H Mt. St. Mary's 52 65

25 A Maryland 61 92

125 A American 42 64

102 H Towson 62 71

283 A Albany (NY) 44 64

256 A Binghamton 45 67

290 H UMass Lowell 55 67

94 H Hartford 52 66

68 A Maine 44 84

216 H UMES 67 73

Non-Div I Games:

Notre Dame (MD) 81 43

Eastern 81 42

Gettysburg 65 51

UMBC

Loss, Non-Conf, S Site, H Home A Away N Neutral

Page 307

U  
M  
B  
C

UMES				Through Games Of Jan. 22, 2019							
Average RPI Win:		294	WON-LOST RECORD	WINNING PCT. RANK	LAST 10 GAMES	STRENGTH OF SCHEDULE	OPP. STRENGTH OF SCHEDULE	TEAM RPI	ADJ. RPI	CONF. RPI	ADJ CONF. RPI
Average RPI Loss:		159									
DIV. I ONLY		7- 10	222	7-3	280	271	216	216	32	32	
DIV. I NON-CONF.		2- 9	297	0- 0	217	127	253	253	32	32	
-----											
TOTALS		RPI 1-25	RPI 26-50		W-L RECORDS		RPI 51-100		RPI 101-150		RPI 150+
7- 10		0- 1	0- 2		OVERALL		0- 1		0- 1		7- 5
2- 2		0- 0	0- 1		HOME		0- 0		0- 0		2- 1
5- 8		0- 1	0- 1		AWAY		0- 1		0- 1		5- 4
0- 0		0- 0	0- 0		NEUTRAL		0- 0		0- 0		0- 0
2- 9		0- 1	0- 2		NON-CONFERENCE		0- 1		0- 1		2- 4
0- 1		0- 0	0- 1		HOME		0- 0		0- 0		0- 0
2- 8		0- 1	0- 1		AWAY		0- 1		0- 1		2- 4
0- 0		0- 0	0- 0		NEUTRAL		0- 0		0- 0		0- 0
5- 1		0- 0	0- 0		CONFERENCE		0- 0		0- 0		5- 1
2- 1		0- 0	0- 0		HOME		0- 0		0- 0		2- 1
3- 0		0- 0	0- 0		AWAY		0- 0		0- 0		3- 0
0- 0		0- 0	0- 0		NEUTRAL		0- 0		0- 0		0- 0

RPI 1-25				RPI 26-50				RPI 51-100				RPI 101+ Team's RPI: 216			
RPI	S	Opponent	Score	RPI	S	Opponent	Score	RPI	S	Opponent	Score	RPI	S	Opponent	Score
6	A	Syracuse	51 <b>96</b>	35	A	Miami (FL)	53 <b>71</b>	83	A	Georgetown	55 <b>74</b>	115	A	Wake Forest	67 <b>78</b>
				36	H	Buffalo	63 <b>69</b>					199	A	George Mason	49 <b>70</b>
												222	A	East Carolina	69 <b>84</b>
												224	H	Howard	80 72
												233	A	Mt. St. Mary's	86 73
												267	H	N. C. A&T	49 <b>51</b>
												277	A	Bethune-Cookman	64 52
												282	A	Richmond	55 <b>57</b>
												314	A	UMBC	73 67
												318	A	Morgan St.	73 68
												345	A	Longwood	71 <b>83</b>
												346	A	Florida A&M	68 36
												349	H	N. C. Central	59 49
LAST 12 Division I GAMES:															
314	A	UMBC	73 67	277	A	Bethune-Cookman	64 52								
199	A	George Mason	49 <b>70</b>	346	A	Florida A&M	68 36								
233	A	Mt. St. Mary's	86 73	267	H	N. C. A&T	49 <b>51</b>								
35	A	Miami (FL)	53 <b>71</b>	349	H	N. C. Central	59 49								
115	A	Wake Forest	67 <b>78</b>	224	H	Howard	80 72								
6	A	Syracuse	51 <b>96</b>	318	A	Morgan St.	73 68								

Non-Div I Games: Regent 72 16 Cheyney 88 39

UMES

■ Loss, 
 ■ Non-Conf, 
 ■ S Site, 
 ■ Home 
 ■ A Away 
 N Neutral

UMKC		Average RPI Win: 262	WON-LOST RECORD	WINNING PCT. RANK	LAST 10 GAMES	STRENGTH OF SCHEDULE	OPP. STRENGTH OF SCHEDULE	TEAM RPI	ADJ. RPI	CONF. RPI	ADJ CONF. RPI
		Average RPI Loss: 140									
DIV. I ONLY		7- 8		196	7-3	219	275	193	193	29	29
DIV. I NON-CONF.		4- 7		228	0- 0	98	232	179	179	30	30
-----											
TOTALS	RPI 1-25		RPI 26-50		W-L RECORDS	RPI 51-100		RPI 101-150		RPI 150+	
7- 8	0- 0		0- 2		OVERALL	0- 1		1- 1		6- 4	
3- 3	0- 0		0- 0		HOME	0- 0		1- 0		2- 3	
4- 5	0- 0		0- 2		AWAY	0- 1		0- 1		4- 1	
0- 0	0- 0		0- 0		NEUTRAL	0- 0		0- 0		0- 0	
4- 7	0- 0		0- 2		NON-CONFERENCE	0- 1		1- 1		3- 3	
2- 2	0- 0		0- 0		HOME	0- 0		1- 0		1- 2	
2- 5	0- 0		0- 2		AWAY	0- 1		0- 1		2- 1	
0- 0	0- 0		0- 0		NEUTRAL	0- 0		0- 0		0- 0	
3- 1	0- 0		0- 0		CONFERENCE	0- 0		0- 0		3- 1	
1- 1	0- 0		0- 0		HOME	0- 0		0- 0		1- 1	
2- 0	0- 0		0- 0		AWAY	0- 0		0- 0		2- 0	
0- 0	0- 0		0- 0		NEUTRAL	0- 0		0- 0		0- 0	

RPI 1-25				RPI 26-50				RPI 51-100				RPI 101+ Team's RPI: 193			
RPI	S	Opponent	Score	RPI	S	Opponent	Score	RPI	S	Opponent	Score	RPI	S	Opponent	Score
				34	A	Missouri	59 66	73	A	Kansas	55 67	135	H	Louisiana Tech	80 70
				42	A	Kansas St.	50 61					150	A	Denver	75 92
												170	A	Oral Roberts	64 75
												183	H	Illinois St.	55 62
												199	H	George Mason	84 91
												202	H	SIUE	80 75
												221	A	Loyola Chicago	88 74
												270	H	CSU Bakersfield	57 67
												287	A	California Baptist	78 74
												310	A	North Dakota St.	69 59
												337	H	Grand Canyon	73 45
												343	A	Chicago St.	111 58
-----															
LAST 12 Division I GAMES:															
				202	H	SIUE	80 75	337	H	Grand Canyon	73 45				
				221	A	Loyola Chicago	88 74	270	H	CSU Bakersfield	57 67				
				34	A	Missouri	59 66	287	A	California Baptist	78 74				
				310	A	North Dakota St.	69 59	343	A	Chicago St.	111 58				
				199	H	George Mason	84 91	183	H	Illinois St.	55 62				
				170	A	Oral Roberts	64 75	135	H	Louisiana Tech	80 70				

Non-Div I Games: Peru St. 98 62 Mo.-St. Louis 92 63

UMKC

■ Loss, 
 ■ Non-Conf, S Site, 
 ■ Home 
 ■ Away 
 N Neutral

Average RPI Win:	285	WON-LOST	WINNING	LAST 10	STRENGTH OF	OPP. STRENGTH	TEAM	ADJ.	CONF.	ADJ CONF.
Average RPI Loss:	192	RECORD	PCT. RANK	GAMES	SCHEDULE	OF SCHEDULE	RPI	RPI	RPI	RPI
DIV. I ONLY	5- 13	281	3-7	261	322	290	290	23	23	
DIV. I NON-CONF.	3- 9	271	0- 0	242	329	284	284	23	23	
-----										
TOTALS	RPI 1-25	RPI 26-50	W-L RECORDS	RPI 51-100	RPI 101-150	RPI 150+				
5- 13	0- 1	0- 0	OVERALL	0- 3	0- 1	5- 8				
2- 5	0- 0	0- 0	HOME	0- 2	0- 0	2- 3				
3- 8	0- 1	0- 0	AWAY	0- 1	0- 1	3- 5				
0- 0	0- 0	0- 0	NEUTRAL	0- 0	0- 0	0- 0				
3- 9	0- 1	0- 0	NON-CONFERENCE	0- 2	0- 0	3- 6				
1- 3	0- 0	0- 0	HOME	0- 1	0- 0	1- 2				
2- 6	0- 1	0- 0	AWAY	0- 1	0- 0	2- 4				
0- 0	0- 0	0- 0	NEUTRAL	0- 0	0- 0	0- 0				
2- 4	0- 0	0- 0	CONFERENCE	0- 1	0- 1	2- 2				
1- 2	0- 0	0- 0	HOME	0- 1	0- 0	1- 1				
1- 2	0- 0	0- 0	AWAY	0- 0	0- 1	1- 1				
0- 0	0- 0	0- 0	NEUTRAL	0- 0	0- 0	0- 0				

RPI 1-25				RPI 26-50				RPI 51-100				RPI 101+ Team's RPI: 290			
RPI	S	Opponent	Score	RPI	S	Opponent	Score	RPI	S	Opponent	Score	RPI	S	Opponent	Score
21	A	Butler	36 89					74	A	Seton Hall	57 90	145	A	Stony Brook	56 76
								86	H	Providence	47 71	181	A	Massachusetts	62 59
								94	H	Hartford	44 66	201	A	Cornell	54 63
												227	A	Dartmouth	54 70
												228	A	Holy Cross	54 63
												234	H	Colgate	52 61
												275	H	Vermont	54 51
												280	H	Bryant	57 58
												283	A	Albany (NY)	56 63
												303	H	Saint Peter's	59 57
												308	H	New Hampshire	53 56
												314	A	UMBC	67 55
												318	A	Morgan St.	49 61
												351	A	LIU Brooklyn	69 64
LAST 12 Division I GAMES:															
318	A	Morgan St.	49 61	94	H	Hartford	44 66								
181	A	Massachusetts	62 59	283	A	Albany (NY)	56 63								
227	A	Dartmouth	54 70	314	A	UMBC	67 55								
86	H	Providence	47 71	308	H	New Hampshire	53 56								
234	H	Colgate	52 61	145	A	Stony Brook	56 76								
228	A	Holy Cross	54 63	275	H	Vermont	54 51								

Non-Div I Games: Fisher 79 45

UMass Lowell

Average RPI Win:	255	WON-LOST	WINNING	LAST 10	STRENGTH OF	OPP. STRENGTH	TEAM	ADJ.	CONF.	ADJ CONF.
Average RPI Loss:	155	RECORD	PCT. RANK	GAMES	SCHEDULE	OF SCHEDULE	RPI	RPI	RPI	RPI

DIV. I ONLY	8- 9	190	4-6	200	309	200	200	28	28
DIV. I NON-CONF.	4- 6	212	0- 0	134	271	204	204	29	29
TOTALS	RPI 1-25	RPI 26-50	W-L RECORDS	RPI 51-100	RPI 101-150	RPI 150+			
8- 9	0- 0	0- 1	OVERALL	0- 1	2- 2	6- 5			
7- 1	0- 0	0- 0	HOME	0- 0	2- 0	5- 1			
1- 8	0- 0	0- 1	AWAY	0- 1	0- 2	1- 4			
0- 0	0- 0	0- 0	NEUTRAL	0- 0	0- 0	0- 0			
4- 6	0- 0	0- 1	NON-CONFERENCE	0- 1	1- 1	3- 3			
4- 0	0- 0	0- 0	HOME	0- 0	1- 0	3- 0			
0- 6	0- 0	0- 1	AWAY	0- 1	0- 1	0- 3			
0- 0	0- 0	0- 0	NEUTRAL	0- 0	0- 0	0- 0			
4- 3	0- 0	0- 0	CONFERENCE	0- 0	1- 1	3- 2			
3- 1	0- 0	0- 0	HOME	0- 0	1- 0	2- 1			
1- 2	0- 0	0- 0	AWAY	0- 0	0- 1	1- 1			
0- 0	0- 0	0- 0	NEUTRAL	0- 0	0- 0	0- 0			

RPI S Opponent Score	RPI S Opponent Score	RPI S Opponent Score	RPI S Opponent Score
45 A Tennessee 46 73	70 A Middle Tenn. 46 67	105 A Tennessee Tech 53 60	139 H High Point 67 56
		142 A Radford 46 60	147 H Davidson 69 56
		169 A Charlotte 53 70	179 A Mercer 47 61
		192 H Hampton 58 61	232 H ETSU 56 55
		235 H Campbell 60 52	246 A Furman 47 58
		247 A Gardner-Webb 59 69	272 H Wofford 60 46
		328 H Western Caro. 74 49	340 A USC Upstate 93 86
		345 H Longwood 80 55	
LAST 12 Division I GAMES:			
142 A Radford 46 60	345 H Longwood 80 55	139 H High Point 67 56	340 A USC Upstate 93 86
179 A Mercer 47 61	235 H Campbell 60 52	247 A Gardner-Webb 59 69	192 H Hampton 58 61
70 A Middle Tenn. 46 67	246 A Furman 47 58		
105 A Tennessee Tech 53 60			
232 H ETSU 56 55			

Non-Div I Games: Warren Wilson 92 31

UNC Asheville

Average RPI Win:	224	WON-LOST	WINNING	LAST 10	STRENGTH OF	OPP. STRENGTH	TEAM	ADJ.	CONF.	ADJ CONF.
Average RPI Loss:	193	RECORD	PCT. RANK	GAMES	SCHEDULE	OF SCHEDULE	RPI	RPI	RPI	RPI

DIV. I ONLY	3- 12	307	3-7	267	253	321	321	24	24
DIV. I NON-CONF.	2- 9	297	0- 0	271	193	317	317	25	25
-----									
TOTALS	RPI 1-25	RPI 26-50	W-L RECORDS	RPI 51-100	RPI 101-150	RPI 150+			
3- 12	0- 0	0- 1	OVERALL	0- 1	0- 2	3- 8			
2- 2	0- 0	0- 0	HOME	0- 0	0- 0	2- 2			
0- 9	0- 0	0- 1	AWAY	0- 0	0- 2	0- 6			
1- 1	0- 0	0- 0	NEUTRAL	0- 1	0- 0	1- 0			
2- 9	0- 0	0- 1	NON-CONFERENCE	0- 1	0- 2	2- 5			
1- 1	0- 0	0- 0	HOME	0- 0	0- 0	1- 1			
0- 7	0- 0	0- 1	AWAY	0- 0	0- 2	0- 4			
1- 1	0- 0	0- 0	NEUTRAL	0- 1	0- 0	1- 0			
1- 3	0- 0	0- 0	CONFERENCE	0- 0	0- 0	1- 3			
1- 1	0- 0	0- 0	HOME	0- 0	0- 0	1- 1			
0- 2	0- 0	0- 0	AWAY	0- 0	0- 0	0- 2			
0- 0	0- 0	0- 0	NEUTRAL	0- 0	0- 0	0- 0			

RPI 1-25	RPI 26-50	RPI 51-100	RPI 101+ Team's RPI: 321
RPI S Opponent Score	RPI S Opponent Score	RPI S Opponent Score	RPI S Opponent Score
	44 A North Carolina 62 83	74 N Seton Hall 64 71	109 A Appalachian St. 65 68
			139 A High Point 75 82
			177 A Georgia St. 63 70
			179 H Mercer 58 71
			184 N Eastern Mich. 49 44
			207 H Coastal Caro. 71 78
			226 H Samford 55 54
			235 A Campbell 49 53
			246 A Furman 61 64
			263 H Liberty 48 45
			272 A Wofford 66 93
			282 A Richmond 48 59
			349 A N.C. Central 57 66
LAST 12 Division I GAMES:			
	74 N Seton Hall 64 71	179 H Mercer 58 71	
	184 N Eastern Mich. 49 44	226 H Samford 55 54	
	263 H Liberty 48 45	272 A Wofford 66 93	
	349 A N.C. Central 57 66	246 A Furman 61 64	
	44 A North Carolina 62 83	282 A Richmond 48 59	
	139 A High Point 75 82	207 H Coastal Caro. 71 78	

Non-Div I Games:	Pfeiffer	92	23	UNC Pembroke	72	32	Lees-McRae	92	36	Young Harris	62	29
UNC Greensboro												



UNCWUNCW

UNCW

Page 313

U  
N  
IU  
N  
I

UNI

Average RPI Win:	218	WON-LOST	WINNING	LAST 10	STRENGTH OF	OPP. STRENGTH	TEAM	ADJ.	CONF.	ADJ CONF.
Average RPI Loss:	127	RECORD	PCT. RANK	GAMES	SCHEDULE	OF SCHEDULE	RPI	RPI	RPI	RPI
DIV. I ONLY	5- 11	260	4-6	131	122	229	229	13	13	
DIV. I NON-CONF.	2- 9	297	0- 1	86	182	268	268	11	11	
-----										
TOTALS	RPI 1-25	RPI 26-50	W-L RECORDS	RPI 51-100	RPI 101-150	RPI 150+				
5- 11	0- 1	1- 1	OVERALL	0- 4	0- 2	4- 3				
4- 5	0- 1	1- 1	HOME	0- 2	0- 0	3- 1				
1- 6	0- 0	0- 0	AWAY	0- 2	0- 2	1- 2				
0- 0	0- 0	0- 0	NEUTRAL	0- 0	0- 0	0- 0				
2- 9	0- 1	0- 1	NON-CONFERENCE	0- 3	0- 2	2- 2				
2- 5	0- 1	0- 1	HOME	0- 2	0- 0	2- 1				
0- 4	0- 0	0- 0	AWAY	0- 1	0- 2	0- 1				
0- 0	0- 0	0- 0	NEUTRAL	0- 0	0- 0	0- 0				
3- 2	0- 0	1- 0	CONFERENCE	0- 1	0- 0	2- 1				
2- 0	0- 0	1- 0	HOME	0- 0	0- 0	1- 0				
1- 2	0- 0	0- 0	AWAY	0- 1	0- 0	1- 1				
0- 0	0- 0	0- 0	NEUTRAL	0- 0	0- 0	0- 0				

RPI 1-25				RPI 26-50				RPI 51-100				RPI 101+ Team's RPI: 229			
RPI	S	Opponent	Score	RPI	S	Opponent	Score	RPI	S	Opponent	Score	RPI	S	Opponent	Score
10	H	Gonzaga	59 70	41	H	New Mexico	66 57	51	A	Duke	38 66	143	A	Portland St.	49 58
				49	H	Southern California	72 86	70	H	Middle Tenn.	62 66	148	A	UC Irvine	55 57
								78	A	Wyoming	62 90	188	A	Colorado St.	49 52
								81	H	Wright St.	52 68	213	H	Florida	56 53
												219	H	Air Force	66 56
												268	H	Hawaii	61 66
												297	H	UC Santa Barbara	69 51
												306	A	South Carolina St.	49 58
												320	A	San Jose St.	53 43
-----															
LAST 12 Division I GAMES:															
78	A	Wyoming	62 90	306	A	South Carolina St.	49 58								
188	A	Colorado St.	49 52	213	H	Florida	56 53								
268	H	Hawaii	61 66	70	H	Middle Tenn.	62 66								
143	A	Portland St.	49 58	320	A	San Jose St.	53 43								
51	A	Duke	38 66	219	H	Air Force	66 56								
49	H	Southern California	72 86	41	H	New Mexico	66 57								

Non-Div I Games:

UNLV

Average RPI Win:	313	WON-LOST	WINNING	LAST 10	STRENGTH OF	OPP. STRENGTH	TEAM	ADJ.	CONF.	ADJ CONF.
Average RPI Loss:	232	RECORD	PCT. RANK	GAMES	SCHEDULE	OF SCHEDULE	RPI	RPI	RPI	RPI
DIV. I ONLY	2- 12	327	3-7	330	339	340	340	28	28	
DIV. I NON-CONF.	1- 7	319	0- 0	319	336	334	334	29	29	
-----										
TOTALS	RPI 1-25	RPI 26-50	W-L RECORDS	RPI 51-100	RPI 101-150	RPI 150+				
2- 12	0- 0	0- 0	OVERALL	0- 2	0- 1	2- 9				
0- 3	0- 0	0- 0	HOME	0- 0	0- 1	0- 2				
2- 9	0- 0	0- 0	AWAY	0- 2	0- 0	2- 7				
0- 0	0- 0	0- 0	NEUTRAL	0- 0	0- 0	0- 0				
1- 7	0- 0	0- 0	NON-CONFERENCE	0- 2	0- 0	1- 5				
0- 0	0- 0	0- 0	HOME	0- 0	0- 0	0- 0				
1- 7	0- 0	0- 0	AWAY	0- 2	0- 0	1- 5				
0- 0	0- 0	0- 0	NEUTRAL	0- 0	0- 0	0- 0				
1- 5	0- 0	0- 0	CONFERENCE	0- 0	0- 1	1- 4				
0- 3	0- 0	0- 0	HOME	0- 0	0- 1	0- 2				
1- 2	0- 0	0- 0	AWAY	0- 0	0- 0	1- 2				
0- 0	0- 0	0- 0	NEUTRAL	0- 0	0- 0	0- 0				

RPI 1-25				RPI 26-50				RPI 51-100				RPI 101+				Team's RPI: 340
RPI	S	Opponent	Score	RPI	S	Opponent	Score	RPI	S	Opponent	Score	RPI	S	Opponent	Score	
								71	A	Virginia Tech	45 96	139	H	High Point	61 87	
								72	A	Nebraska	64 87	200	H	UNC Asheville	86 93	
												222	A	East Carolina	53 63	
												246	A	Furman	67 78	
												247	A	Gardner-Webb	72 92	
												276	A	Winthrop	76 50	
												300	A	Omaha	69 96	
												306	A	South Carolina St.	66 71	
												325	A	Presbyterian	54 70	
												328	A	Western Caro.	64 68	
												333	H	Charleston So.	75 78	
												349	A	N.C. Central	82 63	
LAST 12 Division I GAMES:																
222	A	East Carolina	53 63	247	A	Gardner-Webb	72 92									
328	A	Western Caro.	64 68	333	H	Charleston So.	75 78									
306	A	South Carolina St.	66 71	200	H	UNC Asheville	86 93									
349	A	N.C. Central	82 63	325	A	Presbyterian	54 70									
246	A	Furman	67 78	276	A	Winthrop	76 50									
72	A	Nebraska	64 87	139	H	High Point	61 87									

Non-Div I Games: Brevard 71 53 Converse 69 51 UNKNOWN 101 53

USC Upstate

Average RPI Win:	215	WON-LOST	WINNING	LAST 10	STRENGTH OF	OPP. STRENGTH	TEAM	ADJ.	CONF.	ADJ CONF.
Average RPI Loss:	101	RECORD	PCT. RANK	GAMES	SCHEDULE	OF SCHEDULE	RPI	RPI	RPI	RPI
DIV. I ONLY	12- 5	69	7-3	257	110	124	124	14	14	
DIV. I NON-CONF.	8- 3	71	0- 0	280	140	140	140	15	15	
-----										
TOTALS	RPI 1-25	RPI 26-50	W-L RECORDS	RPI 51-100	RPI 101-150	RPI 150+				
12- 5	0- 0	0- 2	OVERALL	0- 1	2- 1	10- 1				
5- 2	0- 0	0- 2	HOME	0- 0	1- 0	4- 0				
7- 3	0- 0	0- 0	AWAY	0- 1	1- 1	6- 1				
0- 0	0- 0	0- 0	NEUTRAL	0- 0	0- 0	0- 0				
8- 3	0- 0	0- 2	NON-CONFERENCE	0- 0	1- 1	7- 0				
3- 2	0- 0	0- 2	HOME	0- 0	0- 0	3- 0				
5- 1	0- 0	0- 0	AWAY	0- 0	1- 1	4- 0				
0- 0	0- 0	0- 0	NEUTRAL	0- 0	0- 0	0- 0				
4- 2	0- 0	0- 0	CONFERENCE	0- 1	1- 0	3- 1				
2- 0	0- 0	0- 0	HOME	0- 0	1- 0	1- 0				
2- 2	0- 0	0- 0	AWAY	0- 1	0- 0	2- 1				
0- 0	0- 0	0- 0	NEUTRAL	0- 0	0- 0	0- 0				

RPI	S	Opponent	Score	RPI	S	Opponent	Score	RPI	S	Opponent	Score	RPI	S	Opponent	Score
49	H	Southern California	61 73	50	H	Arkansas	65 66	100	A	Little Rock	65 68	109	H	Appalachian St.	99 94
												116	A	Houston	65 61
												131	A	Fresno St.	61 70
												159	H	Grambling	78 54
												165	A	Arkansas St.	100 73
												170	A	Oral Roberts	80 62
												177	A	Georgia St.	48 50
												207	H	Coastal Caro.	79 53
												223	A	SMU	66 41
												251	A	San Francisco	80 73
												252	H	UTSA	53 48
												284	A	Ga. Southern	74 53
												315	A	Incarnate Word	97 49
												334	H	Jackson St.	99 63
LAST 12 Division I GAMES:															
223	A	SMU	66 41	100	A	Little Rock	65 68	165	A	Arkansas St.	100 73	207	H	Coastal Caro.	79 53
49	H	Southern California	61 73	170	A	Oral Roberts	80 62	284	A	Ga. Southern	74 53	109	H	Appalachian St.	99 94
252	H	UTSA	53 48	177	A	Georgia St.	48 50								
116	A	Houston	65 61												
170	A	Oral Roberts	80 62												
315	A	Incarnate Word	97 49												

Non-Div I Games:

UT Arlington

UT Martin				Through Games Of Jan. 22, 2019							
Average RPI	Win:	246	WON-LOST	WINNING	LAST 10	STRENGTH OF	OPP. STRENGTH	TEAM	ADJ.	CONF.	ADJ CONF.
Average RPI	Loss:	130	RECORD	PCT. RANK	GAMES	SCHEDULE	OF SCHEDULE	RPI	RPI	RPI	RPI
DIV. I ONLY			10- 5	83	7-3	292	167	144	144	22	22
DIV. I NON-CONF.			6- 3	91	0- 0	245	61	96	96	20	20
<hr/>											
TOTALS		RPI 1-25	RPI 26-50		W-L RECORDS		RPI 51-100		RPI 101-150		RPI 150+
10- 5		0- 1	0- 0		OVERALL		0- 1		1- 0		9- 3
6- 0		0- 0	0- 0		HOME		0- 0		0- 0		6- 0
4- 5		0- 1	0- 0		AWAY		0- 1		1- 0		3- 3
0- 0		0- 0	0- 0		NEUTRAL		0- 0		0- 0		0- 0
6- 3		0- 1	0- 0		NON-CONFERENCE		0- 1		1- 0		5- 1
4- 0		0- 0	0- 0		HOME		0- 0		0- 0		4- 0
2- 3		0- 1	0- 0		AWAY		0- 1		1- 0		1- 1
0- 0		0- 0	0- 0		NEUTRAL		0- 0		0- 0		0- 0
4- 2		0- 0	0- 0		CONFERENCE		0- 0		0- 0		4- 2
2- 0		0- 0	0- 0		HOME		0- 0		0- 0		2- 0
2- 2		0- 0	0- 0		AWAY		0- 0		0- 0		2- 2
0- 0		0- 0	0- 0		NEUTRAL		0- 0		0- 0		0- 0

RPI 1-25				RPI 26-50				RPI 51-100				RPI 101+ Team's RPI: 144			
RPI	S	Opponent	Score	RPI	S	Opponent	Score	RPI	S	Opponent	Score	RPI	S	Opponent	Score
5	A	Louisville	62 102					80	A	Northwestern	64 90	128	A	Chattanooga	81 79
												154	A	IUPUI	72 73
												162	A	Morehead St.	75 85
												165	H	Arkansas St.	97 91
												168	H	Southern Ill.	95 94
												220	A	Southeast Mo. St.	80 73
												226	H	Samford	89 68
												250	A	Eastern Ill.	71 77
												285	H	Murray St.	75 67
												299	H	Mississippi Val.	110 51
												313	H	Austin Peay	74 65
												326	A	Eastern Ky.	87 61
												327	A	Lipscomb	62 53
-----															
LAST 12 Division I GAMES:															
299	H	Mississippi Val.	110 51	162	A	Morehead St.	75 85								
327	A	Lipscomb	62 53	326	A	Eastern Ky.	87 61								
5	A	Louisville	62 102	313	H	Austin Peay	74 65								
128	A	Chattanooga	81 79	285	H	Murray St.	75 67								
80	A	Northwestern	64 90	220	A	Southeast Mo. St.	80 73								
165	H	Arkansas St.	97 91	250	A	Eastern Ill.	71 77								

UTEP				Through Games Of Jan. 22, 2019							
Average RPI	Win:	278	WON-LOST	WINNING	LAST 10	STRENGTH OF	OPP. STRENGTH	TEAM	ADJ.	CONF.	ADJ CONF.
Average RPI	Loss:	150	RECORD	PCT. RANK	GAMES	SCHEDULE	OF SCHEDULE	RPI	RPI	RPI	RPI
DIV. I ONLY			4- 14	301	2-8	89	332	265	265	16	16
DIV. I NON-CONF.			3- 10	278	0- 0	149	331	296	296	19	19
-----											
TOTALS	RPI 1-25			RPI 26-50		W-L RECORDS		RPI 51-100		RPI 101-150	
4- 14	0- 0			0- 1		OVERALL		0- 2		0- 3	4- 8
2- 7	0- 0			0- 0		HOME		0- 1		0- 1	2- 5
1- 6	0- 0			0- 1		AWAY		0- 1		0- 2	1- 2
1- 1	0- 0			0- 0		NEUTRAL		0- 0		0- 0	1- 1
3- 10	0- 0			0- 1		NON-CONFERENCE		0- 1		0- 2	3- 6
2- 5	0- 0			0- 0		HOME		0- 0		0- 1	2- 4
0- 4	0- 0			0- 1		AWAY		0- 1		0- 1	0- 1
1- 1	0- 0			0- 0		NEUTRAL		0- 0		0- 0	1- 1
1- 4	0- 0			0- 0		CONFERENCE		0- 1		0- 1	1- 2
0- 2	0- 0			0- 0		HOME		0- 1		0- 0	0- 1
1- 2	0- 0			0- 0		AWAY		0- 0		0- 1	1- 1
0- 0	0- 0			0- 0		NEUTRAL		0- 0		0- 0	0- 0

RPI 1-25				RPI 26-50				RPI 51-100				RPI 101+ Team's RPI: 265			
RPI	S	Opponent	Score	RPI	S	Opponent	Score	RPI	S	Opponent	Score	RPI	S	Opponent	Score
				41	A	New Mexico	51 69	56	A	Arizona	40 62	101	A	Rice	42 76
								70	H	Middle Tenn.	49 79	133	A	Tulsa	45 66
												143	H	Portland St.	61 89
												156	H	UAB	48 74
												165	H	Arkansas St.	66 67
												166	H	Abilene Christian	69 70
												178	H	New Mexico St.	65 69
												180	N	Akron	57 64
												190	A	North Texas	51 70
												212	H	Nicholls St.	56 58
												239	N	Western Ill.	84 72
												252	A	UTSA	73 60
												270	H	CSU Bakersfield	53 47
												302	A	Weber St.	63 68
												350	H	Alcorn	77 51
LAST 12 Division I GAMES:															
				180	N	Akron	57 64	70	H	Middle Tenn.	49 79				
				239	N	Western Ill.	84 72	156	H	UAB	48 74				
				56	A	Arizona	40 62	101	A	Rice	42 76				
				143	H	Portland St.	61 89	190	A	North Texas	51 70				
				41	A	New Mexico	51 69	252	A	UTSA	73 60				
				165	H	Arkansas St.	66 67	133	A	Tulsa	45 66				

Non-Div I Games:

UTEP

Average RPI Win: 285  
Average RPI Loss: 166

WON-LOST  
RECORD

WINNING  
PCT. RANK

LAST 10  
GAMES

STRENGTH OF  
SCHEDULE

OPP. STRENGTH  
OF SCHEDULE

TEAM  
RPI

ADJ.  
RPI

CONF.  
RPI

ADJ CONF.  
RPI

DIV. I ONLY	7- 9	207	4-6	274	245	248	248	29	29
DIV. I NON-CONF.	4- 7	228	0- 0	154	180	211	211	30	30
-----									
TOTALS	RPI 1-25	RPI 26-50	W-L RECORDS	RPI 51-100	RPI 101-150	RPI 150+			
7- 9	0- 2	0- 1	OVERALL	0- 0	0- 0	7- 6			
4- 4	0- 1	0- 0	HOME	0- 0	0- 0	4- 3			
3- 5	0- 1	0- 1	AWAY	0- 0	0- 0	3- 3			
0- 0	0- 0	0- 0	NEUTRAL	0- 0	0- 0	0- 0			
4- 7	0- 2	0- 1	NON-CONFERENCE	0- 0	0- 0	4- 4			
2- 3	0- 1	0- 0	HOME	0- 0	0- 0	2- 2			
2- 4	0- 1	0- 1	AWAY	0- 0	0- 0	2- 2			
0- 0	0- 0	0- 0	NEUTRAL	0- 0	0- 0	0- 0			
3- 2	0- 0	0- 0	CONFERENCE	0- 0	0- 0	3- 2			
2- 1	0- 0	0- 0	HOME	0- 0	0- 0	2- 1			
1- 1	0- 0	0- 0	AWAY	0- 0	0- 0	1- 1			
0- 0	0- 0	0- 0	NEUTRAL	0- 0	0- 0	0- 0			

RPI	S	Opponent	Score
2	A	Baylor	37 98
23	H	Texas	66 81

RPI	S	Opponent	Score
31	A	Texas A&M	61 84

RPI	S	Opponent	Score
-----	---	----------	-------

RPI	S	Opponent	Score
181	A	Massachusetts	70 74
205	H	Prairie View	57 50
218	H	Utah Valley	55 57
245	H	Texas Southern	55 69
252	A	UTSA	58 61
264	H	Louisiana	75 60
270	A	CSU Bakersfield	63 68
271	A	A&M-Corpus Christi	70 57
271	H	A&M-Corpus Christi	49 59
287	H	California Baptist	60 56
293	A	Canisius	57 53
336	H	Seattle U	69 56
337	A	Grand Canyon	66 50

## LAST 12 Division I GAMES:

31	A	Texas A&M	61 84	336	H	Seattle U	69 56
23	H	Texas	66 81	218	H	Utah Valley	55 57
245	H	Texas Southern	55 69	337	A	Grand Canyon	66 50
271	A	A&M-Corpus Christi	70 57	270	A	CSU Bakersfield	63 68
264	H	Louisiana	75 60	287	H	California Baptist	60 56
205	H	Prairie View	57 50	2	A	Baylor	37 98

Non-Div I Games: Texas Lutheran 82 38 UNKNOWN 74 43

UTRGV

Loss, Non-Conf, S Site, H Home A Away N Neutral





Average RPI Win:	175	WON-LOST	WINNING	LAST 10	STRENGTH OF	OPP. STRENGTH	TEAM	ADJ.	CONF.	ADJ CONF.
Average RPI Loss:	13	RECORD	PCT. RANK	GAMES	SCHEDULE	OF SCHEDULE	RPI	RPI	RPI	RPI
DIV. I ONLY	16- 1	5	9-1	237	36	40	40	2	2	
DIV. I NON-CONF.	11- 0	1	1- 0	328	91	68	68	2	2	
-----										
TOTALS	RPI 1-25	RPI 26-50	W-L RECORDS	RPI 51-100	RPI 101-150	RPI 150+				
16- 1	1- 1	0- 0	OVERALL	2- 0	5- 0	8- 0				
9- 1	1- 1	0- 0	HOME	1- 0	3- 0	4- 0				
5- 0	0- 0	0- 0	AWAY	1- 0	2- 0	2- 0				
2- 0	0- 0	0- 0	NEUTRAL	0- 0	0- 0	2- 0				
11- 0	1- 0	0- 0	NON-CONFERENCE	0- 0	2- 0	8- 0				
7- 0	1- 0	0- 0	HOME	0- 0	2- 0	4- 0				
2- 0	0- 0	0- 0	AWAY	0- 0	0- 0	2- 0				
2- 0	0- 0	0- 0	NEUTRAL	0- 0	0- 0	2- 0				
5- 1	0- 1	0- 0	CONFERENCE	2- 0	3- 0	0- 0				
2- 1	0- 1	0- 0	HOME	1- 0	1- 0	0- 0				
3- 0	0- 0	0- 0	AWAY	1- 0	2- 0	0- 0				
0- 0	0- 0	0- 0	NEUTRAL	0- 0	0- 0	0- 0				

RPI 1-25				RPI 26-50				Team's RPI: 40				RPI 51-100				RPI 101+			
RPI	S	Opponent	Score	RPI	S	Opponent	Score					RPI	S	Opponent	Score	RPI	S	Opponent	Score
13	H	Arizona St.	63 65									56	H	Arizona	80 64	112	A	Washington	58 43
20	H	BYU	78 67									91	A	Washington St.	72 68	118	H	Alabama	72 62
																119	H	Idaho St.	74 60
																127	A	Colorado	76 61
																127	H	Colorado	78 59
																176	A	Eastern Wash.	95 51
																213	N	Florida	74 58
																218	H	Utah Valley	85 47
																260	H	Long Beach St.	82 59
																262	A	Nevada	74 52
																268	N	Hawaii	73 48
																302	H	Weber St.	77 56
																336	H	Seattle U	89 62
-----																			
										LAST 12 Division I GAMES:									
										127	A	Colorado	76 61	268	N	Hawaii	73 48		
										213	N	Florida	74 58	127	H	Colorado	78 59		
										302	H	Weber St.	77 56	112	A	Washington	58 43		
										20	H	BYU	78 67	91	A	Washington St.	72 68		
										218	H	Utah Valley	85 47	56	H	Arizona	80 64		
										336	H	Seattle U	89 62	13	H	Arizona St.	63 65		

Non-Div I Games:

Utah

Average RPI Win:	202	WON-LOST	WINNING	LAST 10	STRENGTH OF	OPP. STRENGTH	TEAM	ADJ.	CONF.	ADJ CONF.
Average RPI Loss:	103	RECORD	PCT. RANK	GAMES	SCHEDULE	OF SCHEDULE	RPI	RPI	RPI	RPI
DIV. I ONLY	9- 7	135	8-2	204	44	153	153	13	13	
DIV. I NON-CONF.	4- 6	212	0- 0	115	28	161	161	11	11	
-----										
TOTALS	RPI 1-25	RPI 26-50	W-L RECORDS	RPI 51-100	RPI 101-150	RPI 150+				
9- 7	0- 2	0- 1	OVERALL	2- 0	0- 3	7- 1				
4- 3	0- 2	0- 0	HOME	1- 0	0- 0	3- 1				
5- 2	0- 0	0- 0	AWAY	1- 0	0- 2	4- 0				
0- 2	0- 0	0- 1	NEUTRAL	0- 0	0- 1	0- 0				
4- 6	0- 2	0- 1	NON-CONFERENCE	1- 0	0- 2	3- 1				
1- 3	0- 2	0- 0	HOME	0- 0	0- 0	1- 1				
3- 1	0- 0	0- 0	AWAY	1- 0	0- 1	2- 0				
0- 2	0- 0	0- 1	NEUTRAL	0- 0	0- 1	0- 0				
5- 1	0- 0	0- 0	CONFERENCE	1- 0	0- 1	4- 0				
3- 0	0- 0	0- 0	HOME	1- 0	0- 0	2- 0				
2- 1	0- 0	0- 0	AWAY	0- 0	0- 1	2- 0				
0- 0	0- 0	0- 0	NEUTRAL	0- 0	0- 0	0- 0				

RPI 1-25				RPI 26-50				RPI 51-100				RPI 101+ Team's RPI: 153			
RPI	S	Opponent	Score	RPI	S	Opponent	Score	RPI	S	Opponent	Score	RPI	S	Opponent	Score
3	H	Oregon	58 88	49	N	Southern Cal i forn i a	46 55	78	H	Wyomi ng	50 42	127	N	Colorado	68 78
20	H	BYU	57 62					91	A	Washi ngton St.	72 61	129	A	Portland	54 61
												131	A	Fresno St.	59 70
												188	A	Colorado St.	72 53
												190	A	North Texas	57 41
												218	H	Utah Valley	67 62
												219	A	Air Force	48 44
												252	A	UTSA	62 56
												260	H	Long Beach St.	48 50
												262	H	Nevada	79 76
												320	H	San Jose St.	82 49
LAST 12 Division I GAMES:															
260	H	Long Beach St.	48 50	188	A	Colorado St.	72 53								
218	H	Utah Valley	67 62	320	H	San Jose St.	82 49								
190	A	North Texas	57 41	78	H	Wyomi ng	50 42								
252	A	UTSA	62 56	131	A	Fresno St.	59 70								
129	A	Portland	54 61	219	A	Air Force	48 44								
127	N	Colorado	68 78	262	H	Nevada	79 76								

Non-Div I Games: Northern N.M. 106 35

Utah St.

Average RPI Win:	282	WON-LOST	WINNING	LAST 10	STRENGTH OF	OPP. STRENGTH	TEAM	ADJ.	CONF.	ADJ CONF.
Average RPI Loss:	133	RECORD	PCT. RANK	GAMES	SCHEDULE	OF SCHEDULE	RPI	RPI	RPI	RPI
DIV. I ONLY	7- 8	196	6-4	254	258	218	218	29	29	
DIV. I NON-CONF.	3- 7	256	0- 0	166	203	269	269	30	30	
-----										
TOTALS	RPI 1-25	RPI 26-50	W-L RECORDS	RPI 51-100	RPI 101-150	RPI 150+				
7- 8	0- 1	0- 1	OVERALL	0- 0	0- 2	7- 4				
5- 2	0- 1	0- 0	HOME	0- 0	0- 1	5- 0				
2- 6	0- 0	0- 1	AWAY	0- 0	0- 1	2- 4				
0- 0	0- 0	0- 0	NEUTRAL	0- 0	0- 0	0- 0				
3- 7	0- 1	0- 1	NON-CONFERENCE	0- 0	0- 2	3- 3				
3- 2	0- 1	0- 0	HOME	0- 0	0- 1	3- 0				
0- 5	0- 0	0- 1	AWAY	0- 0	0- 1	0- 3				
0- 0	0- 0	0- 0	NEUTRAL	0- 0	0- 0	0- 0				
4- 1	0- 0	0- 0	CONFERENCE	0- 0	0- 0	4- 1				
2- 0	0- 0	0- 0	HOME	0- 0	0- 0	2- 0				
2- 1	0- 0	0- 0	AWAY	0- 0	0- 0	2- 1				
0- 0	0- 0	0- 0	NEUTRAL	0- 0	0- 0	0- 0				

RPI 1-25				RPI 26-50				RPI 51-100				RPI 101+				Team's RPI: 218
RPI	S	Opponent	Score	RPI	S	Opponent	Score	RPI	S	Opponent	Score	RPI	S	Opponent	Score	
20	H	BYU	51 77	40	A	Utah	47 85					119	A	Idaho St.	68 80	
												129	H	Portland	60 65	
												153	A	Utah St.	62 67	
												178	A	New Mexico St.	52 58	
												186	H	UC Riverside	56 53	
												210	A	Southern Utah	59 60	
												214	A	Cal St. Fullerton	55 56	
												248	A	UTRGV	57 55	
												270	H	CSU Bakersfield	78 70	
												297	H	UC Santa Barbara	63 54	
												302	H	Weber St.	65 59	
												336	A	Seattle U	58 55	
												337	H	Grand Canyon	57 46	
LAST 12 Division I GAMES:																
186	H	UC Riverside	56 53	178	A	New Mexico St.	52 58									
302	H	Weber St.	65 59	248	A	UTRGV	57 55									
153	A	Utah St.	62 67	336	A	Seattle U	58 55									
119	A	Idaho St.	68 80	270	H	CSU Bakersfield	78 70									
210	A	Southern Utah	59 60	337	H	Grand Canyon	57 46									
40	A	Utah	47 85	214	A	Cal St. Fullerton	55 56									

Non-Div I Games: Ottawa (AZ) 90 61 La Verne 86 79 Arizona Christian 76 68

Utah Valley

Average RPI Win:	221	WON-LOST	WINNING	LAST 10	STRENGTH OF	OPP. STRENGTH	TEAM	ADJ.	CONF.	ADJ CONF.
Average RPI Loss:	102	RECORD	PCT. RANK	GAMES	SCHEDULE	OF SCHEDULE	RPI	RPI	RPI	RPI
DIV. I ONLY	13- 5	58	7-3	258	151	126	126	17	17	
DIV. I NON-CONF.	8- 5	120	0- 0	216	164	133	133	17	17	
-----										
TOTALS	RPI 1-25	RPI 26-50	W-L RECORDS	RPI 51-100	RPI 101-150	RPI 150+				
13- 5	0- 0	0- 1	OVERALL	1- 1	3- 2	9- 1				
7- 1	0- 0	0- 0	HOME	0- 0	2- 1	5- 0				
5- 3	0- 0	0- 1	AWAY	1- 1	1- 1	3- 0				
1- 1	0- 0	0- 0	NEUTRAL	0- 0	0- 0	1- 1				
8- 5	0- 0	0- 1	NON-CONFERENCE	1- 1	2- 2	5- 1				
4- 1	0- 0	0- 0	HOME	0- 0	2- 1	2- 0				
3- 3	0- 0	0- 1	AWAY	1- 1	0- 1	2- 0				
1- 1	0- 0	0- 0	NEUTRAL	0- 0	0- 0	1- 1				
5- 0	0- 0	0- 0	CONFERENCE	0- 0	1- 0	4- 0				
3- 0	0- 0	0- 0	HOME	0- 0	0- 0	3- 0				
2- 0	0- 0	0- 0	AWAY	0- 0	1- 0	1- 0				
0- 0	0- 0	0- 0	NEUTRAL	0- 0	0- 0	0- 0				

RPI	S	Opponent	Score	RPI	S	Opponent	Score	RPI	S	Opponent	Score	RPI	S	Opponent	Score
44	A	North Carolina	47 59	55	A	Old Dominion	57 60	83	A	Georgetown	47 45	114	A	Cincinnati	54 66
												115	H	Wake Forest	53 40
												117	H	UNCW	58 47
												141	A	Fordham	47 44
												142	H	Radford	49 54
												151	A	William & Mary	72 55
												154	N	IUPUI	61 63
												172	H	Rhode Island	74 39
												267	A	N. C. A&T	54 48
												273	H	La Salle	68 38
												278	H	Saint Joseph's	59 40
												282	A	Richmond	68 43
												302	N	Weber St.	64 36
												345	H	Longwood	84 55
												348	H	Delaware St.	97 55
LAST 12 Division I GAMES:															
267	A	N. C. A&T	54 48	172	H	Rhode Island	74 39	141	A	Fordham	47 44	282	A	Richmond	68 43
142	H	Radford	49 54	273	H	La Salle	68 38	278	H	Saint Joseph's	59 40	348	H	Delaware St.	97 55
55	A	Old Dominion	57 60												
114	A	Cincinnati	54 66												
83	A	Georgetown	47 45												
117	H	UNCW	58 47												

Non-Div I Games:

VCU

Average RPI Win:	310	WON-LOST	WINNING	LAST 10	STRENGTH OF	OPP. STRENGTH	TEAM	ADJ.	CONF.	ADJ CONF.
Average RPI Loss:	173	RECORD	PCT. RANK	GAMES	SCHEDULE	OF SCHEDULE	RPI	RPI	RPI	RPI
DIV. I ONLY	5- 12	270	3-7	297	260	309	309	12	12	
DIV. I NON-CONF.	4- 8	241	0- 0	323	322	320	320	14	14	
-----										
TOTALS	RPI 1-25	RPI 26-50	W-L RECORDS	RPI 51-100	RPI 101-150	RPI 150+				
5- 12	0- 1	0- 0	OVERALL	0- 3	0- 0	5- 8				
2- 6	0- 0	0- 0	HOME	0- 2	0- 0	2- 4				
2- 6	0- 1	0- 0	AWAY	0- 1	0- 0	2- 4				
1- 0	0- 0	0- 0	NEUTRAL	0- 0	0- 0	1- 0				
4- 8	0- 0	0- 0	NON-CONFERENCE	0- 2	0- 0	4- 6				
1- 5	0- 0	0- 0	HOME	0- 2	0- 0	1- 3				
2- 3	0- 0	0- 0	AWAY	0- 0	0- 0	2- 3				
1- 0	0- 0	0- 0	NEUTRAL	0- 0	0- 0	1- 0				
1- 4	0- 1	0- 0	CONFERENCE	0- 1	0- 0	1- 2				
1- 1	0- 0	0- 0	HOME	0- 0	0- 0	1- 1				
0- 3	0- 1	0- 0	AWAY	0- 1	0- 0	0- 1				
0- 0	0- 0	0- 0	NEUTRAL	0- 0	0- 0	0- 0				

RPI	S	Opponent	Score	RPI	S	Opponent	Score	RPI	S	Opponent	Score	RPI	S	Opponent	Score
11	A	Drake	53 84					79	A	UNI	52 71	158	H	Indiana St.	82 86
								92	H	Toledo	59 65	162	A	Morehead St.	62 68
								95	H	Miami (OH)	47 68	167	A	Illinois	54 73
												217	H	North Dakota	56 62
												221	A	Loyola Chicago	54 80
												230	H	Bowling Green	72 79
												250	H	Eastern Ill.	62 60
												274	N	St. Francis Brooklyn	78 76
												310	H	North Dakota St.	48 51
												335	A	UIC	65 75
												338	A	Purdue Fort Wayne	68 64
												343	A	Chicago St.	76 70
												344	H	Evansville	93 49
LAST 12 Division I GAMES:															
338	A	Purdue Fort Wayne	68 64	344	H	Evansville	93 49								
310	H	North Dakota St.	48 51	158	H	Indiana St.	82 86								
95	H	Miami (OH)	47 68	11	A	Drake	53 84								
250	H	Eastern Ill.	62 60	79	A	UNI	52 71								
343	A	Chicago St.	76 70	221	A	Loyola Chicago	54 80								
92	H	Toledo	59 65	230	H	Bowling Green	72 79								

Non-Div I Games:

Valparaiso

Average RPI Win:	270	WON-LOST	WINNING	LAST 10	STRENGTH OF	OPP. STRENGTH	TEAM	ADJ.	CONF.	ADJ CONF.
Average RPI Loss:	52	RECORD	PCT. RANK	GAMES	SCHEDULE	OF SCHEDULE	RPI	RPI	RPI	RPI
DIV. I ONLY	5- 13	281	2-8	20	98	171	171	6	6	
DIV. I NON-CONF.	5- 8	224	0- 0	60	106	172	172	6	6	
-----										
TOTALS	RPI 1-25	RPI 26-50	W-L RECORDS	RPI 51-100	RPI 101-150	RPI 150+				
5- 13	0- 4	0- 5	OVERALL	0- 2	0- 1	5- 1				
4- 5	0- 1	0- 2	HOME	0- 0	0- 1	4- 1				
1- 5	0- 2	0- 2	AWAY	0- 1	0- 0	1- 0				
0- 3	0- 1	0- 1	NEUTRAL	0- 1	0- 0	0- 0				
5- 8	0- 3	0- 2	NON-CONFERENCE	0- 2	0- 0	5- 1				
4- 2	0- 1	0- 0	HOME	0- 0	0- 0	4- 1				
1- 3	0- 1	0- 1	AWAY	0- 1	0- 0	1- 0				
0- 3	0- 1	0- 1	NEUTRAL	0- 1	0- 0	0- 0				
0- 5	0- 1	0- 3	CONFERENCE	0- 0	0- 1	0- 0				
0- 3	0- 0	0- 2	HOME	0- 0	0- 1	0- 0				
0- 2	0- 1	0- 1	AWAY	0- 0	0- 0	0- 0				
0- 0	0- 0	0- 0	NEUTRAL	0- 0	0- 0	0- 0				

RPI 1-25				RPI 26-50				RPI 51-100				RPI 101+ Team's RPI: 171			
RPI	S	Opponent	Score	RPI	S	Opponent	Score	RPI	S	Opponent	Score	RPI	S	Opponent	Score
7	A	NC State	54 74	31	H	Texas A&M	43 50	67	N	Creighton	55 75	121	H	Georgia	64 71
8	N	UConn	42 80	35	N	Miami (FL)	65 90	70	A	Middle Tenn.	58 65	160	H	North Ala.	71 74
19	H	Central Mich.	57 66	42	A	Kansas St.	61 72					187	A	Ball St.	60 43
24	A	Kentucky	55 77	48	H	Auburn	70 72					226	H	Samford	77 52
				50	A	Arkansas	62 83					301	H	Tennessee St.	89 63
												313	H	Austin Peay	99 70
												325	H	Presbyteria n	78 43
-----															
LAST 12 Division I GAMES:															
				67	N	Creighton	55 75	48	H	Auburn	70 72				
				35	N	Miami (FL)	65 90	50	A	Arkansas	62 83				
				19	H	Central Mich.	57 66	31	H	Texas A&M	43 50				
				187	A	Ball St.	60 43	121	H	Georgia	64 71				
				42	A	Kansas St.	61 72	24	A	Kentucky	55 77				
				325	H	Presbyteria n	78 43	226	H	Samford	77 52				

Non-Div I Games:

Vanderbilt

RPI 1-25				RPI 26-50				RPI 51-100				RPI 101+				Team's RPI: 275	
RPI	S	Opponent	Score	RPI	S	Opponent	Score	RPI	S	Opponent	Score	RPI	S	Opponent	Score		
								68	H	Maine	51	63	113	H	Yale	55	58
								73	A	Kansas	36	77	122	H	Drexel	44	60
								94	A	Hartford	32	61	123	A	South Fla.	55	102
													172	H	Rhode Island	58	61
													203	H	Rider	54	49
													227	H	Dartmouth	42	66
													228	H	Holy Cross	40	65
													256	A	Binghamton	58	57
													283	H	Albany (NY)	52	39
													290	A	UMass Lowell	51	54
													293	A	Canisius	46	67
													308	H	New Hampshire	69	60
													316	H	Wagner	56	54
													317	A	NJIT	71	63
LAST 12 Division I GAMES:																	
				290	A	UMass Lowell	51	54	122	H	Drexel	44	60				
				73	A	Kansas	36	77	256	A	Binghamton	58	57				
				293	A	Canisius	46	67	308	H	New Hampshire	69	60				
				123	A	South Fla.	55	102	94	A	Hartford	32	61				
				113	H	Yale	55	58	68	H	Maine	51	63				
				317	A	NJIT	71	63	283	H	Albany (NY)	52	39				

Vermont

Page 328



Average RPI	Win:	159	WON-LOST	WINNING	LAST 10	STRENGTH OF	OPP. STRENGTH	TEAM	ADJ.	CONF.	ADJ CONF.
Average RPI	Loss:	48	RECORD	PCT. RANK	GAMES	SCHEDULE	OF SCHEDULE	RPI	RPI	RPI	RPI
DIV. I ONLY		11- 7		112	5-5	43	49	59	59	5	5
DIV. I NON-CONF.		9- 2		43	0- 0	100	87	27	27	4	4
-----											
TOTALS	RPI 1-25		RPI 26-50		W-L RECORDS		RPI 51-100		RPI 101-150		RPI 150+
11- 7	0- 3		0- 1		OVERALL		4- 3		2- 0		5- 0
6- 3	0- 2		0- 1		HOME		2- 0		1- 0		3- 0
5- 3	0- 1		0- 0		AWAY		2- 2		1- 0		2- 0
0- 1	0- 0		0- 0		NEUTRAL		0- 1		0- 0		0- 0
9- 2	0- 1		0- 0		NON-CONFERENCE		3- 1		2- 0		4- 0
5- 0	0- 0		0- 0		HOME		2- 0		1- 0		2- 0
4- 1	0- 1		0- 0		AWAY		1- 0		1- 0		2- 0
0- 1	0- 0		0- 0		NEUTRAL		0- 1		0- 0		0- 0
2- 5	0- 2		0- 1		CONFERENCE		1- 2		0- 0		1- 0
1- 3	0- 2		0- 1		HOME		0- 0		0- 0		1- 0
1- 2	0- 0		0- 0		AWAY		1- 2		0- 0		0- 0
0- 0	0- 0		0- 0		NEUTRAL		0- 0		0- 0		0- 0

RPI 1-25				RPI 26-50				RPI 51-100				Team's RPI : 59				RPI 101+			
RPI	S	Opponent	Score	RPI	S	Opponent	Score	RPI	S	Opponent	Score	RPI	S	Opponent	Score	RPI	S	Opponent	Score
15	H	Marquette	55 91	43	H	DePaul	59 66	67	A	Creighton	54 52	121	H	Georgia	62 56				
17	A	UCF	56 71					71	N	Virginia Tech	59 61	138	A	Lehigh	70 48				
21	H	Butler	55 63					82	A	Penn	58 50	175	H	Xavier	75 71				
								83	A	Georgetown	63 68	198	A	George Washington	60 45				
								86	A	Providence	61 67	231	H	Temple	76 68				
								88	H	Princeton	67 46	273	H	La Salle	81 68				
								94	H	Hartford	59 41	278	A	Saint Joseph's	47 35				
-----																			
LAST 12 Division I GAMES:																			
175	H	Xavier	75 71	83	A	Georgetown	63 68												
21	H	Butler	55 63	82	A	Penn	58 50												
121	H	Georgia	62 56	43	H	DePaul	59 66												
231	H	Temple	76 68	15	H	Marquette	55 91												
198	A	George Washington	60 45	86	A	Providence	61 67												
278	A	Saint Joseph's	47 35	67	A	Creighton	54 52												

Non-Div I Games:

Villanova

Average RPI Win:	159	WON-LOST	WINNING	LAST 10	STRENGTH OF	OPP. STRENGTH	TEAM	ADJ.	CONF.	ADJ CONF.
Average RPI Loss:	56	RECORD	PCT. RANK	GAMES	SCHEDULE	OF SCHEDULE	RPI	RPI	RPI	RPI
DIV. I ONLY	7- 11	234	4-6	5	54	98	98	1	1	
DIV. I NON-CONF.	6- 7	172	0- 0	36	69	127	127	1	1	
-----										
TOTALS	RPI 1-25	RPI 26-50	W-L RECORDS	RPI 51-100	RPI 101-150	RPI 150+				
7- 11	0- 6	0- 2	OVERALL	2- 0	2- 2	3- 1				
5- 6	0- 4	0- 0	HOME	1- 0	1- 1	3- 1				
1- 4	0- 2	0- 2	AWAY	1- 0	0- 0	0- 0				
1- 1	0- 0	0- 0	NEUTRAL	0- 0	1- 1	0- 0				
6- 7	0- 3	0- 1	NON-CONFERENCE	1- 0	2- 2	3- 1				
4- 4	0- 2	0- 0	HOME	0- 0	1- 1	3- 1				
1- 2	0- 1	0- 1	AWAY	1- 0	0- 0	0- 0				
1- 1	0- 0	0- 0	NEUTRAL	0- 0	1- 1	0- 0				
1- 4	0- 3	0- 1	CONFERENCE	1- 0	0- 0	0- 0				
1- 2	0- 2	0- 0	HOME	1- 0	0- 0	0- 0				
0- 2	0- 1	0- 1	AWAY	0- 0	0- 0	0- 0				
0- 0	0- 0	0- 0	NEUTRAL	0- 0	0- 0	0- 0				

RPI 1-25				RPI 26-50				RPI 51-100 Team's RPI: 98				RPI 101+			
RPI	S	Opponent	Score	RPI	S	Opponent	Score	RPI	S	Opponent	Score	RPI	S	Opponent	Score
5	A	Louisville	43 91	28	A	Michigan St.	66 91	55	A	Old Dominion	73 67	118	N	Alabama	52 64
7	H	NC State	38 66	37	A	Clemson	65 71	71	H	Virginia Tech	62 58	123	N	South Fla.	74 67
9	H	Mississippi St.	44 72									125	H	American	57 54
19	H	Central Mich.	61 74									142	H	Radford	44 57
22	H	Florida St.	61 63									169	H	Charlotte	65 61
24	A	Kentucky	51 63									208	H	Saint Louis	65 67
												267	H	N.C. A&T	67 57
												304	H	Coppin St.	55 41
-----															
LAST 12 Division I GAMES:															
123	N	South Fla.	74 67	5	A	Louisville	43 91	7	H	NC State	38 66				
118	N	Alabama	52 64	71	H	Virginia Tech	62 58	37	A	Clemson	65 71				
142	H	Radford	44 57	22	H	Florida St.	61 63	169	H	Charlotte	65 61				
125	H	American	57 54	28	A	Michigan St.	66 91								

Non-Div I Games:

Virginia

Average RPI	Win:	194	WON-LOST	WINNING	LAST 10	STRENGTH OF	OPP. STRENGTH	TEAM	ADJ.	CONF.	ADJ CONF.
Average RPI	Loss:	29	RECORD	PCT. RANK	GAMES	SCHEDULE	OF SCHEDULE	RPI	RPI	RPI	RPI
DIV. I ONLY		13- 5		58	5-5	127	30	71	71	1	1
DIV. I NON-CONF.		13- 0		1	0- 0	290	105	47	47	1	1
-----											
TOTALS	RPI 1-25		RPI 26-50		W-L RECORDS	RPI 51-100		RPI 101-150		RPI 150+	
13- 5	1- 3		0- 1		OVERALL	3- 1		2- 0		7- 0	
8- 2	1- 2		0- 0		HOME	0- 0		2- 0		5- 0	
1- 3	0- 1		0- 1		AWAY	0- 1		0- 0		1- 0	
4- 0	0- 0		0- 0		NEUTRAL	3- 0		0- 0		1- 0	
13- 0	1- 0		0- 0		NON-CONFERENCE	3- 0		2- 0		7- 0	
8- 0	1- 0		0- 0		HOME	0- 0		2- 0		5- 0	
1- 0	0- 0		0- 0		AWAY	0- 0		0- 0		1- 0	
4- 0	0- 0		0- 0		NEUTRAL	3- 0		0- 0		1- 0	
0- 5	0- 3		0- 1		CONFERENCE	0- 1		0- 0		0- 0	
0- 2	0- 2		0- 0		HOME	0- 0		0- 0		0- 0	
0- 3	0- 1		0- 1		AWAY	0- 1		0- 0		0- 0	
0- 0	0- 0		0- 0		NEUTRAL	0- 0		0- 0		0- 0	

RPI 1-25				RPI 26-50				RPI 51-100				Team's RPI : 71				RPI 101+			
RPI	S	Opponent	Score	RPI	S	Opponent	Score	RPI	S	Opponent	Score	RPI	S	Opponent	Score	RPI	S	Opponent	Score
1	H	Notre Dame	51 80	35	A	Mi ami (FL)	61 68	59	N	Villanova	61 59	128	H	Chattanooga	74 59				
6	H	Syracuse	73 75					87	N	Dayton	69 57	142	H	Radford	55 44				
7	A	NC State	61 70					98	A	Virginia	58 62	233	H	Mt. St. Mary's	83 51				
16	H	Rutgers	67 51					99	N	Ohio St.	81 73	249	H	Monmouth	82 49				
												263	A	Liberty	72 61				
												282	N	Richmond	85 57				
												284	H	Ga. Southern	78 49				
												340	H	USC Upstate	96 45				
												345	H	Longwood	93 39				
-----																			
LAST 12 Division I GAMES:																			
99	N	Ohio St.	81 73	7	A	NC State	61 70												
87	N	Dayton	69 57	1	H	Notre Dame	51 80												
233	H	Mt. St. Mary's	83 51	98	A	Virginia	58 62												
142	H	Radford	55 44	6	H	Syracuse	73 75												
16	H	Rutgers	67 51	35	A	Mi ami (FL)	61 68												
282	N	Richmond	85 57	345	H	Longwood	93 39												

Non-Div I Games:

Virginia Tech

Average RPI Win:	305	WON-LOST	WINNING	LAST 10	STRENGTH OF	OPP. STRENGTH	TEAM	ADJ.	CONF.	ADJ CONF.
Average RPI Loss:	219	RECORD	PCT. RANK	GAMES	SCHEDULE	OF SCHEDULE	RPI	RPI	RPI	RPI
DIV. I ONLY	4- 12	291	4-6	271	351	316	316	31	31	
DIV. I NON-CONF.	1- 9	326	0- 1	263	343	336	336	31	31	
-----										
TOTALS	RPI 1-25	RPI 26-50	W-L RECORDS	RPI 51-100	RPI 101-150	RPI 150+				
4- 12	0- 0	0- 0	OVERALL	0- 1	0- 3	4- 8				
2- 4	0- 0	0- 0	HOME	0- 0	0- 1	2- 3				
2- 7	0- 0	0- 0	AWAY	0- 1	0- 2	2- 4				
0- 1	0- 0	0- 0	NEUTRAL	0- 0	0- 0	0- 1				
1- 9	0- 0	0- 0	NON-CONFERENCE	0- 1	0- 3	1- 5				
0- 3	0- 0	0- 0	HOME	0- 0	0- 1	0- 2				
1- 5	0- 0	0- 0	AWAY	0- 1	0- 2	1- 2				
0- 1	0- 0	0- 0	NEUTRAL	0- 0	0- 0	0- 1				
3- 3	0- 0	0- 0	CONFERENCE	0- 0	0- 0	3- 3				
2- 1	0- 0	0- 0	HOME	0- 0	0- 0	2- 1				
1- 2	0- 0	0- 0	AWAY	0- 0	0- 0	1- 2				
0- 0	0- 0	0- 0	NEUTRAL	0- 0	0- 0	0- 0				

RPI 1-25				RPI 26-50				RPI 51-100				RPI 101+ Team's RPI: 316					
RPI	S	Opponent	Score	RPI	S	Opponent	Score	RPI	S	Opponent	Score	RPI	S	Opponent	Score		
								74	A	Seton Hall I	40	95	113	H	Yale	41	74
												141	A	Fordham	59	80	
												145	A	Stony Brook	45	70	
												209	A	Sacred Heart	64	72	
												209	H	Sacred Heart	68	80	
												233	H	Mt. St. Mary's	92	76	
												261	N	Siena	71	74	
												274	A	St. Francis Brooklyn	61	76	
												275	A	Vermont	54	56	
												286	H	Army West Point	46	61	
												294	A	Central Conn. St.	75	63	
												303	A	Saint Peter's	57	69	
												332	H	Lafayette	43	66	
												345	A	Longwood	86	60	
												347	H	Fairleigh Dickinson	71	59	
LAST 12 Division I GAMES:																	
274	A	St. Francis Brooklyn	61	76	261	N	Siena	71	74	209	A	Sacred Heart	64	72			
145	A	Stony Brook	45	70	233	H	Mt. St. Mary's	92	76	347	H	Fairleigh Dickinson	71	59			
286	H	Army West Point	46	61	209	H	Sacred Heart	68	80	294	A	Central Conn. St.	75	63			
303	A	Saint Peter's	57	69													
113	H	Yale	41	74													
275	A	Vermont	54	56													

Non-Div I Games: Staten Island 86 59

Wagner

Average RPI Win:	186	WON-LOST	WINNING	LAST 10	STRENGTH OF	OPP. STRENGTH	TEAM	ADJ.	CONF.	ADJ CONF.
Average RPI Loss:	79	RECORD	PCT. RANK	GAMES	SCHEDULE	OF SCHEDULE	RPI	RPI	RPI	RPI
DIV. I ONLY	9- 9	165	5-5	22	139	115	115	1	1	
DIV. I NON-CONF.	9- 4	85	0- 0	77	305	82	82	1	1	
-----										
TOTALS	RPI 1-25	RPI 26-50	W-L RECORDS	RPI 51-100	RPI 101-150	RPI 150+				
9- 9	0- 2	0- 3	OVERALL	1- 1	2- 1	6- 2				
7- 5	0- 1	0- 2	HOME	1- 1	2- 0	4- 1				
1- 4	0- 1	0- 1	AWAY	0- 0	0- 1	1- 1				
1- 0	0- 0	0- 0	NEUTRAL	0- 0	0- 0	1- 0				
9- 4	0- 0	0- 1	NON-CONFERENCE	1- 0	2- 1	6- 2				
7- 2	0- 0	0- 1	HOME	1- 0	2- 0	4- 1				
1- 2	0- 0	0- 0	AWAY	0- 0	0- 1	1- 1				
1- 0	0- 0	0- 0	NEUTRAL	0- 0	0- 0	1- 0				
0- 5	0- 2	0- 2	CONFERENCE	0- 1	0- 0	0- 0				
0- 3	0- 1	0- 1	HOME	0- 1	0- 0	0- 0				
0- 2	0- 1	0- 1	AWAY	0- 0	0- 0	0- 0				
0- 0	0- 0	0- 0	NEUTRAL	0- 0	0- 0	0- 0				

RPI 1-25				RPI 26-50				RPI 51-100				RPI 101+				Team's RPI: 115
RPI	S	Opponent	Score	RPI	S	Opponent	Score	RPI	S	Opponent	Score	RPI	S	Opponent	Score	
1	A	Notre Dame	48 78	29	H	Indiana	73 87	58	H	James Madison	50 49	102	H	Towson	60 53	
5	H	Louisville	49 73	35	H	Miami (FL)	57 72	77	H	Boston College	64 65	106	H	St. John's (NY)	64 59	
				44	A	North Carolina	61 84					126	A	VCU	40 53	
												169	A	Charlotte	69 43	
												175	H	Xavier	50 62	
												179	H	Mercer	69 54	
												216	H	UMES	78 67	
												222	A	East Carolina	61 70	
												254	H	Norfolk St.	63 61	
												282	H	Richmond	62 48	
												306	N	South Carolina St.	58 44	
LAST 12 Division I GAMES:																
306	N	South Carolina St.	58 44	5	H	Louisville	49 73	44	A	North Carolina	61 84	1	A	Notre Dame	48 78	
58	H	James Madison	50 49	44	A	North Carolina	61 84	1	A	Notre Dame	48 78	77	H	Boston College	64 65	
216	H	UMES	78 67	77	H	Boston College	64 65	35	H	Miami (FL)	57 72	254	H	Norfolk St.	63 61	
169	A	Charlotte	69 43	254	H	Norfolk St.	63 61	29	H	Indiana	73 87					
106	H	St. John's (NY)	64 59													
29	H	Indiana	73 87													

Non-Div I Games:

Wake Forest

Average RPI Win:	178	WON-LOST	WINNING	LAST 10	STRENGTH OF	OPP. STRENGTH	TEAM	ADJ.	CONF.	ADJ CONF.
Average RPI Loss:	51	RECORD	PCT. RANK	GAMES	SCHEDULE	OF SCHEDULE	RPI	RPI	RPI	RPI
DIV. I ONLY	8- 11	219	2-8	15	63	112	112	2	2	
DIV. I NON-CONF.	7- 5	132	0- 1	78	131	108	108	2	2	
-----										
TOTALS	RPI 1-25	RPI 26-50	W-L RECORDS	RPI 51-100	RPI 101-150	RPI 150+				
8- 11	0- 3	0- 3	OVERALL	2- 4	2- 1	4- 0				
6- 4	0- 1	0- 1	HOME	1- 2	2- 0	3- 0				
1- 5	0- 2	0- 2	AWAY	0- 1	0- 0	1- 0				
1- 2	0- 0	0- 0	NEUTRAL	1- 1	0- 1	0- 0				
7- 5	0- 1	0- 0	NON-CONFERENCE	2- 3	1- 1	4- 0				
5- 2	0- 1	0- 0	HOME	1- 1	1- 0	3- 0				
1- 1	0- 0	0- 0	AWAY	0- 1	0- 0	1- 0				
1- 2	0- 0	0- 0	NEUTRAL	1- 1	0- 1	0- 0				
1- 6	0- 2	0- 3	CONFERENCE	0- 1	1- 0	0- 0				
1- 2	0- 0	0- 1	HOME	0- 1	1- 0	0- 0				
0- 4	0- 2	0- 2	AWAY	0- 0	0- 0	0- 0				
0- 0	0- 0	0- 0	NEUTRAL	0- 0	0- 0	0- 0				

RPI 1-25				RPI 26-50				RPI 51-100				RPI 101+ Team's RPI: 112			
RPI	S	Opponent	Score	RPI	S	Opponent	Score	RPI	S	Opponent	Score	RPI	S	Opponent	Score
3	A	Oregon	71 84	30	A	Cal i forn i a	70 79	51	N	Duke	71 64	127	H	Col orado	68 58
4	A	Stanford	54 91	38	A	Oregon St.	67 78	61	N	Mi chi gan	73 80	141	N	Fordham	57 65
9	H	Mi ssi ssi ppi St.	56 103	40	H	Utah	43 58	62	H	Boi se St.	69 73	146	H	Montana	69 54
								85	A	Tul ane	51 63	199	H	George Mason	81 52
								91	H	Washi ngton St.	76 79	214	H	Cal St. Fullerton	83 74
								99	H	Oh i o St.	69 59	255	H	Northern Ariz.	81 59
												336	A	Seattle U	69 58
-----															
LAST 12 Di vi si on I GAMES:															
127	H	Col orado	68 58	62	H	Boi se St.	69 73								
38	A	Oregon St.	67 78	61	N	Mi chi gan	73 80								
3	A	Oregon	71 84	141	N	Fordham	57 65								
91	H	Washi ngton St.	76 79	30	A	Cal i forn i a	70 79								
9	H	Mi ssi ssi ppi St.	56 103	4	A	Stanford	54 91								
146	H	Montana	69 54	40	H	Utah	43 58								

Non-Di v I Games:

Washi ngton

Average RPI Win:	155	WON-LOST	WINNING	LAST 10	STRENGTH OF	OPP. STRENGTH	TEAM	ADJ.	CONF.	ADJ CONF.
Average RPI Loss:	60	RECORD	PCT. RANK	GAMES	SCHEDULE	OF SCHEDULE	RPI	RPI	RPI	RPI
DIV. I ONLY	7- 11	234	3-7	11	43	91	91	2	2	
DIV. I NON-CONF.	5- 6	177	1- 0	63	81	156	156	2	2	
-----										
TOTALS	RPI 1-25	RPI 26-50	W-L RECORDS	RPI 51-100	RPI 101-150	RPI 150+				
7- 11	0- 3	0- 4	OVERALL	2- 1	2- 1	3- 2				
4- 4	0- 0	0- 2	HOME	2- 0	1- 1	1- 1				
1- 6	0- 3	0- 2	AWAY	0- 0	1- 0	0- 1				
2- 1	0- 0	0- 0	NEUTRAL	0- 1	0- 0	2- 0				
5- 6	0- 1	0- 1	NON-CONFERENCE	2- 1	0- 1	3- 2				
3- 3	0- 0	0- 1	HOME	2- 0	0- 1	1- 1				
0- 2	0- 1	0- 0	AWAY	0- 0	0- 0	0- 1				
2- 1	0- 0	0- 0	NEUTRAL	0- 1	0- 0	2- 0				
2- 5	0- 2	0- 3	CONFERENCE	0- 0	2- 0	0- 0				
1- 1	0- 0	0- 1	HOME	0- 0	1- 0	0- 0				
1- 4	0- 2	0- 2	AWAY	0- 0	1- 0	0- 0				
0- 0	0- 0	0- 0	NEUTRAL	0- 0	0- 0	0- 0				

RPI 1-25				RPI 26-50				RPI 51-100				Team's RPI: 91	RPI 101+			
RPI	S	Opponent	Score	RPI	S	Opponent	Score	RPI	S	Opponent	Score		RPI	S	Opponent	Score
3	A	Oregon	58 98	30	A	Cal i forn i a	63 77	62	H	Bo i se St.	95 71		104	H	UC Davi s	62 75
4	A	Stanford	64 85	38	A	Oregon St.	69 76	72	H	Nebraska	87 84		112	A	Washi ngton	79 76
10	A	Gonzaga	53 76	40	H	Utah	68 72	73	N	Kansas	63 71		127	H	Col orado	74 48
				46	H	Saint Mary's (CA)	64 70						153	H	Utah St.	61 72
													155	A	CSUN	52 65
													195	N	Jacksonville St.	64 51
													251	H	San Francisco	91 61
													268	N	Wi chi ta St.	85 59
-----																
LAST 12 Division I GAMES:																
				3	A	Oregon	58 98	268	N	Wi chi ta St.	85 59					
				38	A	Oregon St.	69 76	195	N	Jacksonville St.	64 51					
				112	A	Washington	79 76	4	A	Stanford	64 85					
				73	N	Kansas	63 71	30	A	Cal i forn i a	63 77					
				10	A	Gonzaga	53 76	127	H	Col orado	74 48					
				62	H	Bo i se St.	95 71	40	H	Utah	68 72					

Non-Div I Games:

Washington St.

■ Loss, 
 ■ Non-Conf, 
 ■ S Site, 
 ■ Home 
 ■ A Away 
 N Neutral

Average RPI Win:	229	WON-LOST	WINNING	LAST 10	STRENGTH OF	OPP. STRENGTH	TEAM	ADJ.	CONF.	ADJ CONF.
Average RPI Loss:	165	RECORD	PCT. RANK	GAMES	SCHEDULE	OF SCHEDULE	RPI	RPI	RPI	RPI
DIV. I ONLY	3- 13	311	1-9	252	176	302	302	15	15	
DIV. I NON-CONF.	2- 7	288	0- 0	268	189	303	303	12	12	
-----										
TOTALS	RPI 1-25	RPI 26-50	W-L RECORDS	RPI 51-100	RPI 101-150	RPI 150+				
3- 13	0- 0	0- 1	OVERALL	0- 0	1- 5	2- 7				
1- 6	0- 0	0- 0	HOME	0- 0	0- 4	1- 2				
2- 6	0- 0	0- 1	AWAY	0- 0	1- 0	1- 5				
0- 1	0- 0	0- 0	NEUTRAL	0- 0	0- 1	0- 0				
2- 7	0- 0	0- 1	NON-CONFERENCE	0- 0	0- 2	2- 4				
1- 2	0- 0	0- 0	HOME	0- 0	0- 1	1- 1				
1- 4	0- 0	0- 1	AWAY	0- 0	0- 0	1- 3				
0- 1	0- 0	0- 0	NEUTRAL	0- 0	0- 1	0- 0				
1- 6	0- 0	0- 0	CONFERENCE	0- 0	1- 3	0- 3				
0- 4	0- 0	0- 0	HOME	0- 0	0- 3	0- 1				
1- 2	0- 0	0- 0	AWAY	0- 0	1- 0	0- 2				
0- 0	0- 0	0- 0	NEUTRAL	0- 0	0- 0	0- 0				

RPI 1-25				RPI 26-50				RPI 51-100				RPI 101+ Team's RPI: 302			
RPI	S	Opponent	Score	RPI	S	Opponent	Score	RPI	S	Opponent	Score	RPI	S	Opponent	Score
				40	A	Utah	56 77					108	A	Northern Colo.	55 54
												119	H	Idaho St.	57 70
												126	N	VCU	36 64
												129	H	Portland	73 89
												130	H	Idaho	74 79
												143	H	Portland St.	59 77
												161	A	Pepperdine	47 68
												176	H	Eastern Wash.	58 64
												186	H	UC Riverside	39 71
												210	A	Southern Utah	79 84
												218	A	Utah Valley	59 65
												252	A	UTSA	59 66
												255	A	Northern Ariz.	64 74
												265	H	UTEP	68 63
												315	A	Incarnate Word	72 64
LAST 12 Division I GAMES:															
176	H	Eastern Wash.	58 64	108	A	Northern Colo.	55 54								
186	H	UC Riverside	39 71	143	H	Portland St.	59 77								
218	A	Utah Valley	59 65	119	H	Idaho St.	57 70								
40	A	Utah	56 77	210	A	Southern Utah	79 84								
161	A	Pepperdine	47 68	255	A	Northern Ariz.	64 74								
265	H	UTEP	68 63	130	H	Idaho	74 79								

Non-Div I Games: La Verne 105 43

Weber St.



Average RPI	Win: 210	WON-LOST	WINNING	LAST 10	STRENGTH OF	OPP. STRENGTH	TEAM	ADJ.	CONF.	ADJ CONF.
Average RPI	Loss: 27	RECORD	PCT. RANK	GAMES	SCHEDULE	OF SCHEDULE	RPI	RPI	RPI	RPI
DIV. I ONLY	12- 5	69	7-3	172	38	103	103	3	3	
DIV. I NON-CONF.	9- 2	43	1- 0	332	111	182	182	3	3	
-----										
TOTALS	RPI 1-25	RPI 26-50	W-L RECORDS	RPI 51-100	RPI 101-150	RPI 150+				
12- 5	1- 3	0- 1	OVERALL	2- 1	2- 0	7- 0				
9- 2	1- 1	0- 1	HOME	1- 0	1- 0	6- 0				
2- 2	0- 1	0- 0	AWAY	1- 1	1- 0	0- 0				
1- 1	0- 1	0- 0	NEUTRAL	0- 0	0- 0	1- 0				
9- 2	0- 1	0- 1	NON-CONFERENCE	1- 0	1- 0	7- 0				
7- 1	0- 0	0- 1	HOME	0- 0	1- 0	6- 0				
1- 0	0- 0	0- 0	AWAY	1- 0	0- 0	0- 0				
1- 1	0- 1	0- 0	NEUTRAL	0- 0	0- 0	1- 0				
3- 3	1- 2	0- 0	CONFERENCE	1- 1	1- 0	0- 0				
2- 1	1- 1	0- 0	HOME	1- 0	0- 0	0- 0				
1- 2	0- 1	0- 0	AWAY	0- 1	1- 0	0- 0				
0- 0	0- 0	0- 0	NEUTRAL	0- 0	0- 0	0- 0				

RPI 1-25				RPI 26-50				RPI 51-100				RPI 101+				Team's RPI: 103
RPI	S	Opponent	Score	RPI	S	Opponent	Score	RPI	S	Opponent	Score	RPI	S	Opponent	Score	
2	A	Baylor	47 79	34	H	Missouri	51 68	63	A	TCU	48 62	102	H	Towson	90 43	
12	N	Iowa	81 84					64	H	Oklahoma St.	67 58	137	A	Oklahoma	66 55	
14	H	Iowa St.	73 64					90	A	Pittsburgh	77 43	243	H	Niagara	84 32	
23	H	Texas	58 70									280	H	Bryant	94 48	
												304	H	Coppin St.	78 37	
												317	H	NJIT	95 50	
												318	H	Morgan St.	72 37	
												326	H	Eastern Ky.	78 29	
												326	N	Eastern Ky.	81 39	
-----																
LAST 12 Division I GAMES:																
63	A	TCU	48 62	326	N	Eastern Ky.	81 39	2	A	Baylor	47 79					
243	H	Niagara	84 32					14	H	Iowa St.	73 64					
102	H	Towson	90 43					137	A	Oklahoma	66 55					
318	H	Morgan St.	72 37					64	H	Oklahoma St.	67 58					
326	H	Eastern Ky.	78 29					23	H	Texas	58 70					
90	A	Pittsburgh	77 43													

Non-Div I Games:

West Virginia

Average RPI Win:	308	WON-LOST	WINNING	LAST 10	STRENGTH OF	OPP. STRENGTH	TEAM	ADJ.	CONF.	ADJ CONF.
Average RPI Loss:	202	RECORD	PCT. RANK	GAMES	SCHEDULE	OF SCHEDULE	RPI	RPI	RPI	RPI
DIV. I ONLY	2- 15	335	2-8	193	346	328	328	24	24	
DIV. I NON-CONF.	2- 11	316	0- 0	160	344	309	309	25	25	
-----										
TOTALS	RPI 1-25	RPI 26-50	W-L RECORDS	RPI 51-100	RPI 101-150	RPI 150+				
2- 15	0- 1	0- 1	OVERALL	0- 0	0- 1	2- 12				
1- 6	0- 0	0- 0	HOME	0- 0	0- 0	1- 6				
1- 8	0- 1	0- 1	AWAY	0- 0	0- 1	1- 5				
0- 1	0- 0	0- 0	NEUTRAL	0- 0	0- 0	0- 1				
2- 11	0- 1	0- 1	NON-CONFERENCE	0- 0	0- 1	2- 8				
1- 4	0- 0	0- 0	HOME	0- 0	0- 0	1- 4				
1- 6	0- 1	0- 1	AWAY	0- 0	0- 1	1- 3				
0- 1	0- 0	0- 0	NEUTRAL	0- 0	0- 0	0- 1				
0- 4	0- 0	0- 0	CONFERENCE	0- 0	0- 0	0- 4				
0- 2	0- 0	0- 0	HOME	0- 0	0- 0	0- 2				
0- 2	0- 0	0- 0	AWAY	0- 0	0- 0	0- 2				
0- 0	0- 0	0- 0	NEUTRAL	0- 0	0- 0	0- 0				

RPI 1-25				RPI 26-50				RPI 51-100				RPI 101+ Team's RPI: 328			
RPI	S	Opponent	Score	RPI	S	Opponent	Score	RPI	S	Opponent	Score	RPI	S	Opponent	Score
24	A	Kentucky	39 99	32	A	Georgi a Tech	49 84					105	A	Tennessee Tech	58 77
												160	N	North Ala.	66 89
												179	H	Mercer	67 69
												200	A	UNC Asheville	49 74
												207	A	Coastal Caro.	59 77
												226	H	Samford	42 75
												235	H	Campbel l	37 63
												246	A	Furman	55 65
												247	H	Gardner-Webb	52 62
												267	H	N. C. A&T	51 69
												272	A	Wofford	65 91
												276	A	Winthrop	65 57
												306	H	South Carolina St.	39 54
												317	A	NJIT	71 79
												340	H	USC Upstate	68 64
-----															
LAST 12 Division I GAMES:															
276	A	Winthrop	65 57	226	H	Samford	42 75								
24	A	Kentucky	39 99	179	H	Mercer	67 69								
340	H	USC Upstate	68 64	246	A	Furman	55 65								
267	H	N. C. A&T	51 69	272	A	Wofford	65 91								
160	N	North Ala.	66 89	247	H	Gardner-Webb	52 62								
317	A	NJIT	71 79	306	H	South Carolina St.	39 54								

Non-Div I Games: Young Harris 63 54

Western Caro.

Average RPI Win:	261	WON-LOST	WINNING	LAST 10	STRENGTH OF	OPP. STRENGTH	TEAM	ADJ.	CONF.	ADJ CONF.
Average RPI Loss:	134	RECORD	PCT. RANK	GAMES	SCHEDULE	OF SCHEDULE	RPI	RPI	RPI	RPI
DIV. I ONLY	6- 12	254	5-5	170	195	239	239	18	18	
DIV. I NON-CONF.	2- 9	297	0- 0	79	173	246	246	16	16	
<hr/>										
TOTALS	RPI 1-25	RPI 26-50	W-L RECORDS	RPI 51-100	RPI 101-150	RPI 150+				
6- 12	0- 2	0- 3	OVERALL	0- 1	1- 0	5- 6				
4- 3	0- 1	0- 2	HOME	0- 0	1- 0	3- 0				
1- 6	0- 1	0- 1	AWAY	0- 0	0- 0	1- 4				
1- 3	0- 0	0- 0	NEUTRAL	0- 1	0- 0	1- 2				
2- 9	0- 2	0- 2	NON-CONFERENCE	0- 1	0- 0	2- 4				
1- 2	0- 1	0- 1	HOME	0- 0	0- 0	1- 0				
0- 4	0- 1	0- 1	AWAY	0- 0	0- 0	0- 2				
1- 3	0- 0	0- 0	NEUTRAL	0- 1	0- 0	1- 2				
4- 3	0- 0	0- 1	CONFERENCE	0- 0	1- 0	3- 2				
3- 1	0- 0	0- 1	HOME	0- 0	1- 0	2- 0				
1- 2	0- 0	0- 0	AWAY	0- 0	0- 0	1- 2				
0- 0	0- 0	0- 0	NEUTRAL	0- 0	0- 0	0- 0				

RPI 1-25				RPI 26-50				RPI 51-100				RPI 101+				Team's RPI: 239
RPI	S	Opponent	Score	RPI	S	Opponent	Score	RPI	S	Opponent	Score	RPI	S	Opponent	Score	
11	H	Drake	71 98	26	H	South Dakota St.	84 93	93	N	Northern Ill.	61 86	150	H	Denver	87 78	
21	A	Butler	51 92	33	A	Purdue	60 81					170	A	Oral Roberts	64 68	
				34	H	Missouri	64 89					173	A	Bradley	68 82	
												217	A	North Dakota	92 80	
												220	A	Southeast Mo. St.	71 81	
												246	N	Furman	85 78	
												250	N	Eastern Ill.	62 64	
												265	N	UTEP	72 84	
												300	H	Omaha	78 70	
												310	A	North Dakota St.	60 68	
												313	H	Austin Peay	77 72	
												338	H	Purdue Fort Wayne	73 59	
<hr/>																
LAST 12 Division I GAMES:																
				26	H	South Dakota St.	84 93	338	H	Purdue Fort Wayne	73 59					
				246	N	Furman	85 78	300	H	Omaha	78 70					
				265	N	UTEP	72 84	217	A	North Dakota	92 80					
				93	N	Northern Ill.	61 86	310	A	North Dakota St.	60 68					
				250	N	Eastern Ill.	62 64	170	A	Oral Roberts	64 68					
				173	A	Bradley	68 82	150	H	Denver	87 78					

Non-Div I Games: MacMurray 136 39 William Woods 81 73

Western III.

Average RPI Win: 209

Average RPI Loss: 51

WON-LOST  
RECORDWINNING  
PCT. RANKLAST 10  
GAMESSTRENGTH OF  
SCHEDULEOPP. STRENGTH  
OF SCHEDULETEAM  
RPIADJ.  
RPICONF.  
RPIADJ CONF.  
RPIDIV. I ONLY  
DIV. I NON-CONF.9- 8  
4- 8150  
2418-2  
0- 174  
3716  
3110  
137110  
13716  
1916  
19

TOTALS

RPI 1-25

RPI 26-50

W-L RECORDS

RPI 51-100

RPI 101-150

RPI 150+

9- 8  
5- 3  
3- 3  
1- 20- 5  
0- 2  
0- 2  
0- 10- 1  
0- 0  
0- 0  
0- 1OVERALL  
HOME  
AWAY  
NEUTRAL2- 0  
1- 0  
1- 0  
0- 00- 1  
0- 0  
0- 1  
0- 07- 1  
4- 1  
2- 0  
1- 04- 8  
2- 3  
1- 3  
1- 20- 5  
0- 2  
0- 2  
0- 10- 1  
0- 0  
0- 0  
0- 1NON-CONFERENCE  
HOME  
AWAY  
NEUTRAL1- 0  
0- 0  
1- 0  
0- 00- 1  
0- 0  
0- 1  
0- 03- 1  
2- 1  
0- 0  
1- 05- 0  
3- 0  
2- 0  
0- 00- 0  
0- 0  
0- 0  
0- 00- 0  
0- 0  
0- 0  
0- 0CONFERENCE  
HOME  
AWAY  
NEUTRAL1- 0  
1- 0  
0- 0  
0- 00- 0  
0- 0  
0- 0  
0- 04- 0  
2- 0  
2- 0  
0- 0

RPI 1-25

RPI 26-50

RPI 51-100

RPI 101+

Team's RPI: 110

RPI	S	Opponent	Score
1	A	Notre Dame	53 94
5	H	Louisville	80 102
10	N	Gonzaga	55 76
12	H	Iowa	67 104
19	A	Central Mich.	90 108

RPI	S	Opponent	Score
38	N	Oregon St.	60 74

RPI	S	Opponent	Score
55	H	Old Domini on	75 60
100	A	Little Rock	68 56

RPI	S	Opponent	Score
137	A	Oklahoma	83 90
168	H	Southern Ill.	83 76
169	H	Charlotte	76 58
187	H	Ball St.	83 86
232	N	ETSU	82 68
241	H	Marshall	85 55
289	A	Fla. Atlantic	81 50
311	A	FIU	94 82
318	H	Morgan St.	90 43

LAST 12 Division I GAMES:

169	H	Charlotte	76 58	10	N	Gonzaga	55 76
1	A	Notre Dame	53 94	232	N	ETSU	82 68
187	H	Ball St.	83 86	289	A	Fla. Atlantic	81 50
100	A	Little Rock	68 56	311	A	FIU	94 82
318	H	Morgan St.	90 43	241	H	Marshall	85 55
38	N	Oregon St.	60 74	55	H	Old Domini on	75 60

Non-Div I Games:

Union (TN)

77 65

Bel larmi ne

95 57

Western Ky.

Loss, Non-Conf, S Site, H Home A Away N Neutral

Average RPI Win: 310

Average RPI Loss: 151

WON-LOST  
RECORDWINNING  
PCT. RANKLAST 10  
GAMESSTRENGTH OF  
SCHEDULEOPP. STRENGTH  
OF SCHEDULETEAM  
RPIADJ.  
RPICONF.  
RPIADJ CONF.  
RPIDIV. I ONLY  
DIV. I NON-CONF.6- 9  
5- 5228  
1625-5  
0- 0319  
348243  
270292  
330292  
3308  
88  
8

TOTALS

RPI 1-25

RPI 26-50

W-L RECORDS

RPI 51-100

RPI 101-150

RPI 150+

6- 9  
2- 6  
3- 2  
1- 10- 0  
0- 0  
0- 0  
0- 00- 1  
0- 1  
0- 0  
0- 0OVERALL  
HOME  
AWAY  
NEUTRAL0- 2  
0- 2  
0- 0  
0- 00- 0  
0- 0  
0- 0  
0- 06- 6  
2- 3  
3- 2  
1- 15- 5  
2- 3  
2- 1  
1- 10- 0  
0- 0  
0- 0  
0- 00- 0  
0- 0  
0- 0  
0- 0NON-CONFERENCE  
HOME  
AWAY  
NEUTRAL0- 1  
0- 1  
0- 0  
0- 00- 0  
0- 0  
0- 0  
0- 05- 4  
2- 2  
2- 1  
1- 11- 4  
0- 3  
1- 1  
0- 00- 0  
0- 0  
0- 0  
0- 00- 1  
0- 1  
0- 0  
0- 0CONFERENCE  
HOME  
AWAY  
NEUTRAL0- 1  
0- 1  
0- 0  
0- 00- 0  
0- 0  
0- 0  
0- 01- 2  
0- 1  
1- 1  
0- 0

RPI 1-25

RPI 26-50

RPI 51-100

RPI 101+

Team's RPI: 292

RPI S Opponent Score

RPI S Opponent Score

RPI S Opponent Score

RPI S Opponent Score

36 H Buffal o 59 61

61 H Mi chi gan 42 79

92 H Tol edo 57 80

178 H New Mexico St. 54 66

180 H Akron 59 72

184 A Eastern Mi ch. 61 64

194 A Ole Miss 66 69

217 N North Dakota 50 62

221 H Loyol a Chi cago 53 64

230 A Bowl ing Green 84 82

289 A Fla. Atlantic 69 59

326 H Eastern Ky. 64 53

330 A Detroi t Mercy 54 44

338 H Purdue Fort Wayne 69 61

346 N Flori da A&amp;M 69 50

LAST 12 Division I GAMES:

217 N North Dakota 50 62

289 A Fla. Atlantic 69 59

330 A Detroi t Mercy 54 44

221 H Loyol a Chi cago 53 64

326 H Eastern Ky. 64 53

194 A Ole Miss 66 69

36 H Buffal o 59 61

92 H Tol edo 57 80

184 A Eastern Mi ch. 61 64

180 H Akron 59 72

230 A Bowl ing Green 84 82

346 N Flori da A&amp;M 69 50

Non-Div I Games:

Saginaw Valley

75 51

Western Mich.

Average RPI Win:	230	WON-LOST	WINNING	LAST 10	STRENGTH OF	OPP. STRENGTH	TEAM	ADJ.	CONF.	ADJ CONF.
Average RPI Loss:	126	RECORD	PCT. RANK	GAMES	SCHEDULE	OF SCHEDULE	RPI	RPI	RPI	RPI
DIV. I ONLY	7- 11	234	2-8	203	158	268	268	9	9	
DIV. I NON-CONF.	7- 6	153	0- 1	182	167	223	223	9	9	
-----										
TOTALS	RPI 1-25	RPI 26-50	W-L RECORDS	RPI 51-100	RPI 101-150	RPI 150+				
7- 11	0- 0	0- 1	OVERALL	1- 4	1- 3	5- 3				
7- 5	0- 0	0- 0	HOME	1- 2	1- 2	5- 1				
0- 3	0- 0	0- 0	AWAY	0- 0	0- 1	0- 2				
0- 3	0- 0	0- 1	NEUTRAL	0- 2	0- 0	0- 0				
7- 6	0- 0	0- 1	NON-CONFERENCE	1- 4	1- 1	5- 0				
7- 3	0- 0	0- 0	HOME	1- 2	1- 1	5- 0				
0- 0	0- 0	0- 0	AWAY	0- 0	0- 0	0- 0				
0- 3	0- 0	0- 1	NEUTRAL	0- 2	0- 0	0- 0				
0- 5	0- 0	0- 0	CONFERENCE	0- 0	0- 2	0- 3				
0- 2	0- 0	0- 0	HOME	0- 0	0- 1	0- 1				
0- 3	0- 0	0- 0	AWAY	0- 0	0- 1	0- 2				
0- 0	0- 0	0- 0	NEUTRAL	0- 0	0- 0	0- 0				

RPI 1-25				RPI 26-50				RPI 51-100				RPI 101+ Team's RPI: 268			
RPI	S	Opponent	Score	RPI	S	Opponent	Score	RPI	S	Opponent	Score	RPI	S	Opponent	Score
				27	N	South Dakota	64 73	64	H	Oklahoma St.	47 60	105	H	Tennessee Tech	45 55
								67	H	Creighton	71 83	116	H	Houston	58 66
								80	N	Northwestern	43 65	133	A	Tulsa	49 63
								91	N	Washington St.	59 85	135	H	Louisiana Tech	70 56
								96	H	Missouri St.	63 60	159	H	Grambling	70 61
												215	H	Sam Houston St.	63 55
												222	A	East Carolina	56 78
												223	A	SMU	50 78
												257	H	Memphis	50 71
												323	H	Houston Baptist	68 50
												339	H	Savannah St.	66 50
												342	H	Ark. -Pine Bluff	76 39
LAST 12 Division I GAMES:															
339	H	Savannah St.	66 50	91	N	Washington St.	59 85	116	H	Houston	58 66				
80	N	Northwestern	43 65	223	A	SMU	50 78	257	H	Memphis	50 71				
159	H	Grambling	70 61	222	A	East Carolina	56 78	133	A	Tulsa	49 63				
67	H	Creighton	71 83												
105	H	Tennessee Tech	45 55												
64	H	Oklahoma St.	47 60												

Non-Div I Games:

Wichita St.

Average RPI Win:	236	WON-LOST	WINNING	LAST 10	STRENGTH OF	OPP. STRENGTH	TEAM	ADJ.	CONF.	ADJ CONF.
Average RPI Loss:	129	RECORD	PCT. RANK	GAMES	SCHEDULE	OF SCHEDULE	RPI	RPI	RPI	RPI
DIV. I ONLY	10- 6	105	7-3	216	231	151	151	10	10	
DIV. I NON-CONF.	7- 4	109	0- 0	237	260	145	145	13	13	
-----										
TOTALS	RPI 1-25	RPI 26-50	W-L RECORDS	RPI 51-100	RPI 101-150	RPI 150+				
10- 6	0- 0	0- 0	OVERALL	0- 3	1- 2	9- 1				
6- 2	0- 0	0- 0	HOME	0- 0	1- 1	5- 1				
4- 4	0- 0	0- 0	AWAY	0- 3	0- 1	4- 0				
0- 0	0- 0	0- 0	NEUTRAL	0- 0	0- 0	0- 0				
7- 4	0- 0	0- 0	NON-CONFERENCE	0- 2	0- 2	7- 0				
4- 1	0- 0	0- 0	HOME	0- 0	0- 1	4- 0				
3- 3	0- 0	0- 0	AWAY	0- 2	0- 1	3- 0				
0- 0	0- 0	0- 0	NEUTRAL	0- 0	0- 0	0- 0				
3- 2	0- 0	0- 0	CONFERENCE	0- 1	1- 0	2- 1				
2- 1	0- 0	0- 0	HOME	0- 0	1- 0	1- 1				
1- 1	0- 0	0- 0	AWAY	0- 1	0- 0	1- 0				
0- 0	0- 0	0- 0	NEUTRAL	0- 0	0- 0	0- 0				

RPI 1-25				RPI 26-50				RPI 51-100				RPI 101+ Team' s RPI : 151							
RPI	S	Opponent	Score	RPI	S	Opponent	Score	RPI	S	Opponent	Score	RPI	S	Opponent	Score				
								54	A	Northeastern	74 88	117	H	UNCW	70 64				
								55	A	Ol d Domini on	69 83	126	H	VCU	55 72				
								94	A	Hartford	45 50	147	A	Davi dson	65 76				
												189	H	El on	65 60				
												198	H	George Washi ngton	73 59				
												222	H	East Carol i na	63 43				
												224	H	Howard	88 75				
												254	A	Norfol k St.	55 44				
												258	A	HofStra	60 55				
												282	H	Richmond	65 55				
												296	H	Col . of Charleston	54 66				
												305	A	Loyol a Maryl and	65 49				
												312	A	Fai rfi eld	60 54				
-----																			
LAST 12 Di vi si on I GAMES:																			
254	A	Norfol k St.	55 44	189	H	El on	65 60	296	H	Col . of Charleston	54 66								
55	A	Ol d Domini on	69 83	117	H	UNCW	70 64	54	A	Northeastern	74 88								
282	H	Richmond	65 55	258	A	HofStra	60 55	254	A	Norfol k St.	55 44								
312	A	Fai rfi eld	60 54	198	H	George Washi ngton	73 59	296	H	Col . of Charleston	54 66								
94	A	Hartford	45 50																
222	H	East Carol i na	63 43																

Non-Div I Games:

William &amp; Mary

Average RPI Win:	288	WON-LOST	WINNING	LAST 10	STRENGTH OF	OPP. STRENGTH	TEAM	ADJ.	CONF.	ADJ CONF.
Average RPI Loss:	211	RECORD	PCT. RANK	GAMES	SCHEDULE	OF SCHEDULE	RPI	RPI	RPI	RPI

DIV. I ONLY	8- 9	190	5-5	334	337	276	276	28	28
DIV. I NON-CONF.	4- 6	212	0- 0	321	325	274	274	29	29
-----									
TOTALS	RPI 1-25	RPI 26-50	W-L RECORDS	RPI 51-100	RPI 101-150	RPI 150+			
8- 9	0- 0	0- 0	OVERALL	0- 1	0- 2	8- 6			
4- 3	0- 0	0- 0	HOME	0- 0	0- 0	4- 3			
4- 6	0- 0	0- 0	AWAY	0- 1	0- 2	4- 3			
0- 0	0- 0	0- 0	NEUTRAL	0- 0	0- 0	0- 0			
4- 6	0- 0	0- 0	NON-CONFERENCE	0- 1	0- 1	4- 4			
2- 1	0- 0	0- 0	HOME	0- 0	0- 0	2- 1			
2- 5	0- 0	0- 0	AWAY	0- 1	0- 1	2- 3			
0- 0	0- 0	0- 0	NEUTRAL	0- 0	0- 0	0- 0			
4- 3	0- 0	0- 0	CONFERENCE	0- 0	0- 1	4- 2			
2- 2	0- 0	0- 0	HOME	0- 0	0- 0	2- 2			
2- 1	0- 0	0- 0	AWAY	0- 0	0- 1	2- 0			
0- 0	0- 0	0- 0	NEUTRAL	0- 0	0- 0	0- 0			

RPI S Opponent	Score	RPI S Opponent	Score	RPI S Opponent	Score	RPI S Opponent	Score
				58 A James Madison	39 56	121 A Georgia	39 85
						142 A Radford	49 70
						164 A Wisconsin	41 76
						189 H Elon	58 57
						192 H Hampton	63 84
						235 A Campbell	59 46
						247 A Gardner-Webb	64 62
						272 A Wofford	53 70
						284 A Ga. Southern	55 64
						296 A Col. of Charleston	71 64
						306 A South Carolina St.	58 50
						328 H Western Caro.	57 65
						333 H Charleston So.	57 52
						340 H USC Upstate	50 76
						345 H Longwood	77 69
						349 H N. C. Central	66 41
-----							
Team's RPI: 276							
LAST 12 Division I GAMES:							
345 H Longwood	77 69	192 H Hampton	63 84				
328 H Western Caro.	57 65	247 A Gardner-Webb	64 62				
284 A Ga. Southern	55 64	235 A Campbell	59 46				
189 H Elon	58 57	142 A Radford	49 70				
306 A South Carolina St.	58 50	340 H USC Upstate	50 76				
296 A Col. of Charleston	71 64	333 H Charleston So.	57 52				

Non-Div I Games: Newberry 63 67

Winthrop



Wisconsin				Through Games Of Jan. 22, 2019							
Average RPI	Win:	228	WON-LOST	WINNING	LAST 10	STRENGTH OF	OPP. STRENGTH	TEAM	ADJ.	CONF.	ADJ CONF.
Average RPI	Loss:	67	RECORD	PCT. RANK	GAMES	SCHEDULE	OF SCHEDULE	RPI	RPI	RPI	RPI
DIV. I ONLY		10- 9	160	3-7		144	101	164	164	4	4
DIV. I NON-CONF.		9- 3	61	0- 0		295	199	164	164	5	5
-----											
TOTALS	RPI 1-25		RPI 26-50		W-L RECORDS	RPI 51-100		RPI 101-150		RPI 150+	
10- 9	0- 1		1- 2		OVERALL	1- 3		0- 3		8- 0	
7- 3	0- 0		1- 1		HOME	0- 1		0- 1		6- 0	
1- 5	0- 1		0- 0		AWAY	0- 2		0- 2		1- 0	
2- 1	0- 0		0- 1		NEUTRAL	1- 0		0- 0		1- 0	
9- 3	0- 0		0- 1		NON-CONFERENCE	1- 2		0- 0		8- 0	
6- 1	0- 0		0- 0		HOME	0- 1		0- 0		6- 0	
1- 1	0- 0		0- 0		AWAY	0- 1		0- 0		1- 0	
2- 1	0- 0		0- 1		NEUTRAL	1- 0		0- 0		1- 0	
1- 6	0- 1		1- 1		CONFERENCE	0- 1		0- 3		0- 0	
1- 2	0- 0		1- 1		HOME	0- 0		0- 1		0- 0	
0- 4	0- 1		0- 0		AWAY	0- 1		0- 2		0- 0	
0- 0	0- 0		0- 0		NEUTRAL	0- 0		0- 0		0- 0	

RPI 1-25				RPI 26-50				RPI 51-100				RPI 101+ Team's RPI: 164			
RPI	S	Opponent	Score	RPI	S	Opponent	Score	RPI	S	Opponent	Score	RPI	S	Opponent	Score
12	A	Iowa	53 71	29	H	Indiana	68 75	51	H	Duke	53 60	107	A	Minnesota	56 74
				33	H	Purdue	76 69	53	A	Green Bay	46 55	107	H	Minnesota	50 78
				50	N	Arkansas	68 69	80	A	Northwestern	46 72	111	A	Penn St.	64 71
								90	N	Pittsburgh	57 42	154	H	IUPUI	65 64
												185	A	Milwaukee	68 57
												241	H	Marshall	67 49
												276	H	Winthrop	76 41
												301	N	Tennessee St.	58 53
												310	H	North Dakota St.	64 53
												343	H	Chicago St.	85 38
												344	H	Evansville	96 60
-----															
LAST 12 Division I GAMES:															
107	A	Minnesota	56 74	80	A	Northwestern	46 72								
344	H	Evansville	96 60	107	H	Minnesota	50 78								
343	H	Chicago St.	85 38	29	H	Indiana	68 75								
53	A	Green Bay	46 55	12	A	Iowa	53 71								
241	H	Marshall	67 49	111	A	Penn St.	64 71								
51	H	Duke	53 60	33	H	Purdue	76 69								

Non-Div I Games:

Wisconsin

Average RPI Win:	300	WON-LOST	WINNING	LAST 10	STRENGTH OF	OPP. STRENGTH	TEAM	ADJ.	CONF.	ADJ CONF.
Average RPI Loss:	176	RECORD	PCT. RANK	GAMES	SCHEDULE	OF SCHEDULE	RPI	RPI	RPI	RPI
DIV. I ONLY	7- 9	207	5-5	342	210	272	272	24	24	
DIV. I NON-CONF.	5- 7	206	0- 0	308	276	244	244	25	25	
-----										
TOTALS	RPI 1-25	RPI 26-50	W-L RECORDS	RPI 51-100	RPI 101-150	RPI 150+				
7- 9	0- 0	0- 2	OVERALL	0- 0	0- 2	7- 5				
5- 0	0- 0	0- 0	HOME	0- 0	0- 0	5- 0				
2- 9	0- 0	0- 2	AWAY	0- 0	0- 2	2- 5				
0- 0	0- 0	0- 0	NEUTRAL	0- 0	0- 0	0- 0				
5- 7	0- 0	0- 2	NON-CONFERENCE	0- 0	0- 1	5- 4				
3- 0	0- 0	0- 0	HOME	0- 0	0- 0	3- 0				
2- 7	0- 0	0- 2	AWAY	0- 0	0- 1	2- 4				
0- 0	0- 0	0- 0	NEUTRAL	0- 0	0- 0	0- 0				
2- 2	0- 0	0- 0	CONFERENCE	0- 0	0- 1	2- 1				
2- 0	0- 0	0- 0	HOME	0- 0	0- 0	2- 0				
0- 2	0- 0	0- 0	AWAY	0- 0	0- 1	0- 1				
0- 0	0- 0	0- 0	NEUTRAL	0- 0	0- 0	0- 0				

RPI 1-25				RPI 26-50				RPI 51-100				RPI 101+ Team's RPI: 272			
RPI	S	Opponent	Score	RPI	S	Opponent	Score	RPI	S	Opponent	Score	RPI	S	Opponent	Score
				32	A	Georgi a Tech	40 81					109	A	Appal achian St.	70 94
				37	A	Cl emson	77 85					128	A	Chattanooga	82 89
												169	A	Char lotte	63 85
												200	A	UNC Asheville	46 60
												232	A	ETSU	79 92
												247	H	Gardner-Webb	59 53
												276	H	Winthrop	70 53
												284	A	Ga. Southern	81 65
												296	H	Col. of Charleston	78 58
												321	H	UNC Greensboro	93 66
												325	A	Presbyteri an	50 61
												328	H	Western Caro.	91 65
												345	A	Longwood	101 72
												349	A	N. C. Central	59 66
LAST 12 Division I GAMES:															
				349	A	N. C. Central	59 66					232	A	ETSU	79 92
				345	A	Longwood	101 72					128	A	Chattanooga	82 89
				247	H	Gardner-Webb	59 53					321	H	UNC Greensboro	93 66
				200	A	UNC Asheville	46 60					328	H	Western Caro.	91 65
				276	H	Winthrop	70 53					32	A	Georgi a Tech	40 81
				296	H	Col. of Charleston	78 58					109	A	Appal achian St.	70 94

Non-Div I Games: Warren Wilson 107 30 Southern Wesleyan 110 47 Brevard 106 52

Wofford

Average RPI Win:	206	WON-LOST	WINNING	LAST 10	STRENGTH OF	OPP. STRENGTH	TEAM	ADJ.	CONF.	ADJ CONF.
Average RPI Loss:	132	RECORD	PCT. RANK	GAMES	SCHEDULE	OF SCHEDULE	RPI	RPI	RPI	RPI
DIV. I ONLY	13- 5	58	8-2	189	198	81	81	20	20	
DIV. I NON-CONF.	7- 4	109	0- 0	150	204	89	89	18	18	
<hr/>										
TOTALS	RPI 1-25	RPI 26-50	W-L RECORDS	RPI 51-100	RPI 101-150	RPI 150+				
13- 5	0- 0	0- 1	OVERALL	2- 1	2- 1	9- 2				
3- 1	0- 0	0- 0	HOME	2- 1	0- 0	1- 0				
6- 4	0- 0	0- 1	AWAY	0- 0	0- 1	6- 2				
4- 0	0- 0	0- 0	NEUTRAL	0- 0	2- 0	2- 0				
7- 4	0- 0	0- 1	NON-CONFERENCE	1- 1	2- 0	4- 2				
1- 1	0- 0	0- 0	HOME	1- 1	0- 0	0- 0				
2- 3	0- 0	0- 1	AWAY	0- 0	0- 0	2- 2				
4- 0	0- 0	0- 0	NEUTRAL	0- 0	2- 0	2- 0				
6- 1	0- 0	0- 0	CONFERENCE	1- 0	0- 1	5- 0				
2- 0	0- 0	0- 0	HOME	1- 0	0- 0	1- 0				
4- 1	0- 0	0- 0	AWAY	0- 0	0- 1	4- 0				
0- 0	0- 0	0- 0	NEUTRAL	0- 0	0- 0	0- 0				

RPI 1-25				RPI 26-50				RPI 51-100				Team's RPI: 81				RPI 101+			
RPI	S	Opponent	Score	RPI	S	Opponent	Score	RPI	S	Opponent	Score	RPI	S	Opponent	Score	RPI	S	Opponent	Score
28	A	Michigan St.	68 84	53	H	Green Bay	85 67	120	A	Youngstown St.	68 83	122	N	Drexel	71 63				
				75	H	Belmont	63 79	134	N	Marist	76 60	154	A	IUPUI	78 75				
				76	H	Kent St.	61 55					169	A	Charlotte	85 88				
												185	H	Milwaukee	61 57				
												229	A	UNLV	68 52				
												244	N	Stetson	57 44				
												258	N	Hofstra	93 64				
												266	A	Cleveland St.	70 65				
												270	A	CSU Bakersfield	74 76				
												279	A	Northern Ky.	61 55				
												335	A	UIC	79 46				
												341	A	Manhattan	60 44				
LAST 12 Division I GAMES:																			
154	A	IUPUI	78 75	266	A	Cleveland St.	70 65												
169	A	Charlotte	85 88	120	A	Youngstown St.	68 83												
341	A	Manhattan	60 44	279	A	Northern Ky.	61 55												
122	N	Drexel	71 63	185	H	Milwaukee	61 57												
76	H	Kent St.	61 55	53	H	Green Bay	85 67												
134	N	Marist	76 60	335	A	UIC	79 46												

Non-Div I Games: Kentucky St. 83 53

Wright St.

W  
Y  
o  
m  
i  
n  
g

Wyoming					Through Games Of Jan. 22, 2019						
Average RPI Win:		155	WON-LOST	WINNING	LAST 10	STRENGTH OF	OPP. STRENGTH	TEAM	ADJ.	CONF.	ADJ CONF.
Average RPI Loss:		73	RECORD	PCT. RANK	GAMES	SCHEDULE	OF SCHEDULE	RPI	RPI	RPI	RPI
DIV. I ONLY		7- 5	131	6-4	35	124	78	78	13	13	
DIV. I NON-CONF.		5- 2	82	0- 0	35	72	28	28	11	11	
-----											
TOTALS		RPI 1-25		RPI 26-50	W-L RECORDS		RPI 51-100	RPI 101-150	RPI 150+		
7- 5		0- 0		1- 2	OVERALL		0- 2	2- 0	4- 1		
6- 1		0- 0		1- 1	HOME		0- 0	2- 0	3- 0		
0- 4		0- 0		0- 1	AWAY		0- 2	0- 0	0- 1		
1- 0		0- 0		0- 0	NEUTRAL		0- 0	0- 0	1- 0		
5- 2		0- 0		1- 1	NON-CONFERENCE		0- 1	2- 0	2- 0		
4- 0		0- 0		1- 0	HOME		0- 0	2- 0	1- 0		
0- 2		0- 0		0- 1	AWAY		0- 1	0- 0	0- 0		
1- 0		0- 0		0- 0	NEUTRAL		0- 0	0- 0	1- 0		
2- 3		0- 0		0- 1	CONFERENCE		0- 1	0- 0	2- 1		
2- 1		0- 0		0- 1	HOME		0- 0	0- 0	2- 0		
0- 2		0- 0		0- 0	AWAY		0- 1	0- 0	0- 1		
0- 0		0- 0		0- 0	NEUTRAL		0- 0	0- 0	0- 0		
-----											
RPI 1-25		RPI 26-50		RPI 51-100		Team's RPI: 78		RPI 101+			
RPI S	Opponent	Score	RPI S	Opponent	Score	RPI S	Opponent	Score	RPI S	Opponent	Score
26	H South Dakota St.	77 70	62	A Boise St.	64 72	130	H Idaho	64 61	150	H Denver	78 74
41	H New Mexico	75 78	65	A Pacific	64 70	152	H Montana St.	66 58	153	A Utah St.	42 50
46	A Saint Mary's (CA)	84 90				190	N North Texas	53 49	206	H San Diego St.	87 45
						229	H UNLV	90 62			
-----											
LAST 12 Division I GAMES:											
130	H Idaho	64 61	41	H New Mexico	75 78						
150	H Denver	78 74	153	A Utah St.	42 50						
152	H Montana St.	66 58	206	H San Diego St.	87 45						
65	A Pacific	64 70	229	H UNLV	90 62						
190	N North Texas	53 49	62	A Boise St.	64 72						
46	A Saint Mary's (CA)	84 90	26	H South Dakota St.	77 70						
-----											
Non-Div I Games:											
Chadron St.		80 33	UC-Col o. Springs		98 37	Wyoming					
		280 33									

W  
Y  
o  
m  
i  
n  
g

Loss, Non-Conf, S Site, H Home A Away N Neutral

Page 348

Average RPI Win:	220	WON-LOST	WINNING	LAST 10	STRENGTH OF	OPP. STRENGTH	TEAM	ADJ.	CONF.	ADJ CONF.
Average RPI Loss:	80	RECORD	PCT. RANK	GAMES	SCHEDULE	OF SCHEDULE	RPI	RPI	RPI	RPI
DIV. I ONLY	10- 8	143	3-7	181	111	175	175	5	5	
DIV. I NON-CONF.	9- 2	43	0- 0	281	240	135	135	4	4	
-----										
TOTALS	RPI 1-25	RPI 26-50	W-L RECORDS	RPI 51-100	RPI 101-150	RPI 150+				
10- 8	0- 1	0- 0	OVERALL	1- 4	2- 3	7- 0				
9- 3	0- 1	0- 0	HOME	1- 0	1- 2	7- 0				
1- 5	0- 0	0- 0	AWAY	0- 4	1- 1	0- 0				
0- 0	0- 0	0- 0	NEUTRAL	0- 0	0- 0	0- 0				
9- 2	0- 0	0- 0	NON-CONFERENCE	0- 0	2- 2	7- 0				
8- 1	0- 0	0- 0	HOME	0- 0	1- 1	7- 0				
1- 1	0- 0	0- 0	AWAY	0- 0	1- 1	0- 0				
0- 0	0- 0	0- 0	NEUTRAL	0- 0	0- 0	0- 0				
1- 6	0- 1	0- 0	CONFERENCE	1- 4	0- 1	0- 0				
1- 2	0- 1	0- 0	HOME	1- 0	0- 1	0- 0				
0- 4	0- 0	0- 0	AWAY	0- 4	0- 0	0- 0				
0- 0	0- 0	0- 0	NEUTRAL	0- 0	0- 0	0- 0				

RPI 1-25				RPI 26-50				RPI 51-100				RPI 101+ Team's RPI: 175			
RPI	S	Opponent	Score	RPI	S	Opponent	Score	RPI	S	Opponent	Score	RPI	S	Opponent	Score
21	H	Butler	41 63					59	A	Villanova	71 75	105	H	Tennessee Tech	70 60
								67	A	Creighton	62 66	106	H	St. John's (NY)	57 76
								74	H	Seton Hall	63 62	107	H	Minnesota	53 78
								83	A	Georgetown	61 68	114	A	Cincinnati	61 79
								86	A	Providence	58 71	115	A	Wake Forest	62 50
												160	H	North Ala.	94 81
												224	H	Alabama St.	87 58
												230	H	Bowling Green	65 49
												288	H	New Orleans	61 45
												312	H	Fairfield	48 35
												343	H	Chicago St.	91 57
												348	H	Delaware St.	80 59
-----															
LAST 12 Division I GAMES:															
				83	A	Georgetown	61 68	86	A	Providence	58 71				
				288	H	New Orleans	61 45	67	A	Creighton	62 66				
				224	H	Alabama St.	87 58	21	H	Butler	41 63				
				114	A	Cincinnati	61 79	74	H	Seton Hall	63 62				
				348	H	Delaware St.	80 59	106	H	St. John's (NY)	57 76				
				160	H	North Ala.	94 81	59	A	Villanova	71 75				

Non-Div I Games:

Xavier

Average RPI Win:	255	WON-LOST	WINNING	LAST 10	STRENGTH OF	OPP. STRENGTH	TEAM	ADJ.	CONF.	ADJ CONF.
Average RPI Loss:	115	RECORD	PCT. RANK	GAMES	SCHEDULE	OF SCHEDULE	RPI	RPI	RPI	RPI
DIV. I ONLY	10- 6	105	7-3	197	285	113	113	11	11	
DIV. I NON-CONF.	10- 5	91	1- 0	197	298	88	88	10	10	
-----										
TOTALS	RPI 1-25	RPI 26-50	W-L RECORDS	RPI 51-100	RPI 101-150	RPI 150+				
10- 6	0- 0	0- 0	OVERALL	0- 3	1- 2	9- 1				
3- 0	0- 0	0- 0	HOME	0- 0	0- 0	3- 0				
4- 6	0- 0	0- 0	AWAY	0- 3	1- 2	3- 1				
3- 0	0- 0	0- 0	NEUTRAL	0- 0	0- 0	3- 0				
10- 5	0- 0	0- 0	NON-CONFERENCE	0- 3	1- 2	9- 0				
3- 0	0- 0	0- 0	HOME	0- 0	0- 0	3- 0				
4- 5	0- 0	0- 0	AWAY	0- 3	1- 2	3- 0				
3- 0	0- 0	0- 0	NEUTRAL	0- 0	0- 0	3- 0				
0- 1	0- 0	0- 0	CONFERENCE	0- 0	0- 0	0- 1				
0- 0	0- 0	0- 0	HOME	0- 0	0- 0	0- 0				
0- 1	0- 0	0- 0	AWAY	0- 0	0- 0	0- 1				
0- 0	0- 0	0- 0	NEUTRAL	0- 0	0- 0	0- 0				

RPI 1-25				RPI 26-50				RPI 51-100				RPI 101+ Team's RPI: 113			
RPI	S	Opponent	Score	RPI	S	Opponent	Score	RPI	S	Opponent	Score	RPI	S	Opponent	Score
								84	A	SFA	57 67	106	A	St. John's (NY)	52 56
								86	A	Provi dence	42 59	114	A	Cinci nnati	52 66
								93	A	Northern Ill.	80 89	120	A	Youngstown St.	58 56
												204	A	Brown	71 86
												208	N	Saint Loui s	58 52
												234	H	Col gate	80 61
												243	N	Ni agara	67 64
												267	N	N. C. A&T	59 49
												275	A	Vermont	58 55
												286	A	Army West Point	62 51
												294	H	Central Conn. St.	58 46
												303	H	Saint Peter's	72 56
												316	A	Wagner	74 41
LAST 12 Division I GAMES:															
286	A	Army West Point	62 51	267	N	N. C. A&T	59 49								
275	A	Vermont	58 55	84	A	SFA	57 67								
106	A	St. John's (NY)	52 56	243	N	Ni agara	67 64								
303	H	Saint Peter's	72 56	204	A	Brown	71 86								
86	A	Provi dence	42 59	208	N	Saint Loui s	58 52								
316	A	Wagner	74 41	294	H	Central Conn. St.	58 46								

Non-Div I Games:

Yale

Average RPI	Win: 229	WON-LOST	WINNING	LAST 10	STRENGTH OF	OPP. STRENGTH	TEAM	ADJ.	CONF.	ADJ CONF.
Average RPI	Loss: 96	RECORD	PCT. RANK	GAMES	SCHEDULE	OF SCHEDULE	RPI	RPI	RPI	RPI
DIV. I ONLY	12- 5	69	7-3	218	225	120	120	20	20	
DIV. I NON-CONF.	6- 3	91	0- 0	99	250	77	77	18	18	
-----										
TOTALS	RPI 1-25	RPI 26-50	W-L RECORDS	RPI 51-100	RPI 101-150	RPI 150+				
12- 5	0- 0	0- 0	OVERALL	2- 3	0- 1	10- 1				
8- 1	0- 0	0- 0	HOME	1- 0	0- 1	7- 0				
4- 4	0- 0	0- 0	AWAY	1- 3	0- 0	3- 1				
0- 0	0- 0	0- 0	NEUTRAL	0- 0	0- 0	0- 0				
6- 3	0- 0	0- 0	NON-CONFERENCE	1- 2	0- 1	5- 0				
4- 1	0- 0	0- 0	HOME	0- 0	0- 1	4- 0				
2- 2	0- 0	0- 0	AWAY	1- 2	0- 0	1- 0				
0- 0	0- 0	0- 0	NEUTRAL	0- 0	0- 0	0- 0				
6- 2	0- 0	0- 0	CONFERENCE	1- 1	0- 0	5- 1				
4- 0	0- 0	0- 0	HOME	1- 0	0- 0	3- 0				
2- 2	0- 0	0- 0	AWAY	0- 1	0- 0	2- 1				
0- 0	0- 0	0- 0	NEUTRAL	0- 0	0- 0	0- 0				

RPI 1-25				RPI 26-50				RPI 51-100				RPI 101+				Team's RPI: 120
RPI	S	Opponent	Score	RPI	S	Opponent	Score	RPI	S	Opponent	Score	RPI	S	Opponent	Score	
								52	A	Bucknell	68 73	113	H	Yale	56 58	
								53	A	Green Bay	42 60	154	H	IUPUI	70 52	
								76	A	Kent St.	34 62	180	H	Akron	72 61	
								81	H	Wright St.	83 68	185	A	Milwaukee	68 71	
								90	A	Pittsburgh	64 55	221	H	Loyola Chicago	74 63	
												237	H	Robert Morris	69 59	
												253	H	Saint Francis (PA)	80 56	
												279	H	Northern Ky.	77 66	
												293	A	Canisius	62 36	
												295	A	Oakland	69 55	
												330	A	Detroit Mercy	85 59	
												335	H	UIC	81 29	
LAST 12 Division I GAMES:																
295	A	Oakland	69 55	279	H	Northern Ky.	77 66									
330	A	Detroit Mercy	85 59	81	H	Wright St.	83 68									
52	A	Bucknell	68 73	53	A	Green Bay	42 60									
253	H	Saint Francis (PA)	80 56	185	A	Milwaukee	68 71									
293	A	Canisius	62 36	154	H	IUPUI	70 52									
180	H	Akron	72 61	335	H	UIC	81 29									

Non-Div I Games: Thiel 76 53 Carlow 90 31

Youngstown St.