

Average RPI Win:	265	WON-LOST	WINNING	LAST 10	STRENGTH OF	OPP. STRENGTH	TEAM	ADJ.	CONF.	ADJ CONF.
Average RPI Loss:	159	RECORD	PCT. RANK	GAMES	SCHEDULE	OF SCHEDULE	RPI	RPI	RPI	RPI
DIV. I ONLY	8- 6	136	6-4	273	242	177	177	25	25	
DIV. I NON-CONF.	3- 4	201	1-2	277	173	199	199	22	22	
TOTALS	RPI 1-25	RPI 26-50	W-L RECORDS	RPI 51-100	RPI 101-150	RPI 150+				
8- 6	0- 2	0- 0	OVERALL	0- 0	1- 1	7- 3				
4- 1	0- 0	0- 0	HOME	0- 0	0- 1	4- 0				
3- 5	0- 2	0- 0	AWAY	0- 0	1- 0	2- 3				
1- 0	0- 0	0- 0	NEUTRAL	0- 0	0- 0	1- 0				
3- 4	0- 2	0- 0	NON-CONFERENCE	0- 0	0- 0	3- 2				
1- 0	0- 0	0- 0	HOME	0- 0	0- 0	1- 0				
1- 4	0- 2	0- 0	AWAY	0- 0	0- 0	1- 2				
1- 0	0- 0	0- 0	NEUTRAL	0- 0	0- 0	1- 0				
5- 2	0- 0	0- 0	CONFERENCE	0- 0	1- 1	4- 1				
3- 1	0- 0	0- 0	HOME	0- 0	0- 1	3- 0				
2- 1	0- 0	0- 0	AWAY	0- 0	1- 0	1- 1				
0- 0	0- 0	0- 0	NEUTRAL	0- 0	0- 0	0- 0				

RPI 1-25				RPI 26-50				RPI 51-100				RPI 101+ Team's RPI: 177			
RPI	S	Opponent	Score	RPI	S	Opponent	Score	RPI	S	Opponent	Score	RPI	S	Opponent	Score
3	A	Missouri St.	51 79									112	A	Abilene Christian	70 58
18	A	Texas A&M	48 85									141	H	SFA	44 66
												195	H	Lamar University	49 39
												220	H	Central Ark.	67 47
												246	A	South Alabama	82 83
												254	A	Southeastern La.	44 48
												291	A	Texas St.	48 57
												299	N	Prairie View	64 52
												303	H	Nicholls St.	55 49
												325	A	UTRGV	59 54
												325	H	UTRGV	61 50
												344	A	Northwestern St.	72 59
LAST 10 Division I															
195	H	Lamar University	49 39	18	A	Texas A&M	48 85	220	H	Central Ark.	67 47				
112	A	Abilene Christian	70 58					303	H	Nicholls St.	55 49				
141	H	SFA	44 66					325	A	UTRGV	59 54				
254	A	Southeastern La.	44 48					291	A	Texas St.	48 57				
344	A	Northwestern St.	72 59												

Non-Div I Games: UNKNOWN 75 55 Huston-Tillotson 63 49 Texas Wesleyan 90 52

Through Games of Sun. 11/ 1/10										
Average RPI Win: 219		WON-LOST	WINNING	LAST 10	STRENGTH OF	OPP. STRENGTH	TEAM	ADJ.	CONF.	ADJ CONF.
Average RPI Loss: 102		RECORD	PCT. RANK	GAMES	SCHEDULE	OF SCHEDULE	RPI	RPI	RPI	RPI
DIV. I ONLY		9- 2	30	8-2	315	95	112	112	25	25
DIV. I NON-CONF.		4- 1	54	3-1	225	25	52	52	22	22
-----										
TOTALS	RPI 1-25		RPI 26-50		W-L RECORDS		RPI 51-100		RPI 101-150	RPI 150+
9- 2	0- 0		0- 1		OVERALL	0- 0		3- 0		6- 1
5- 1	0- 0		0- 0		HOME	0- 0		1- 0		4- 1
4- 1	0- 0		0- 1		AWAY	0- 0		2- 0		2- 0
0- 0	0- 0		0- 0		NEUTRAL	0- 0		0- 0		0- 0
4- 1	0- 0		0- 1		NON-CONFERENCE	0- 0		2- 0		2- 0
2- 0	0- 0		0- 0		HOME	0- 0		0- 0		2- 0
2- 1	0- 0		0- 1		AWAY	0- 0		2- 0		0- 0
0- 0	0- 0		0- 0		NEUTRAL	0- 0		0- 0		0- 0
5- 1	0- 0		0- 0		CONFERENCE	0- 0		1- 0		4- 1
3- 1	0- 0		0- 0		HOME	0- 0		1- 0		2- 1
2- 0	0- 0		0- 0		AWAY	0- 0		0- 0		2- 0
0- 0	0- 0		0- 0		NEUTRAL	0- 0		0- 0		0- 0

RPI 1-25				RPI 26-50				RPI 51-100				RPI 101+				Team's RPI: 112	
RPI	S	Opponent	Score	RPI	S	Opponent	Score	RPI	S	Opponent	Score	RPI	S	Opponent	Score		
				26	A	Oklahoma	65 78					121	H	New Orleans	76 62		
												127	A	Portland	76 69		
												134	A	Wright St.	83 64		
												177	H	A&M-Corpus Christi	58 70		
												195	H	Lamar University	78 72		
												208	H	Tulsa	73 63		
												254	H	Southeastern La.	61 53		
												303	A	Nicholls St.	95 84		
												310	H	New Mexico St.	67 54		
												317	A	McNeese	90 73		
LAST 10 Division I																	
				254	H	Southeastern La.	61 53	303	A	Nicholls St.	95 84						
				177	H	A&M-Corpus Christi	58 70	121	H	New Orleans	76 62						
				317	A	McNeese	90 73	208	H	Tulsa	73 63						
				195	H	Lamar University	78 72	127	A	Portland	76 69						
				310	H	New Mexico St.	67 54	26	A	Oklahoma	65 78						

Non-Div I Games:	Howard Payne	96	38	Schreiner	110	37	Southwest (NM)	104	52	McMurry	111	43	Abilene Christian
------------------	--------------	----	----	-----------	-----	----	----------------	-----	----	---------	-----	----	-------------------

■ Loss, ■ Non-Conf, S Site, H Home A Away N Neutral

Average RPI Win:	301	WON-LOST	WINNING	LAST 10	STRENGTH OF	OPP. STRENGTH	TEAM	ADJ.	CONF.	ADJ CONF.
Average RPI Loss:	183	RECORD	PCT. RANK	GAMES	SCHEDULE	OF SCHEDULE	RPI	RPI	RPI	RPI
DIV. I ONLY	3- 14	317	2-8	247	253	309	309	17	17	
DIV. I NON-CONF.	1- 9	326	0-3	251	270	332	332	24	24	
TOTALS	RPI 1-25	RPI 26-50	W-L RECORDS	RPI 51-100	RPI 101-150	RPI 150+				
3- 14	0- 0	0- 1	OVERALL	0- 2	0- 1	3- 10				
1- 6	0- 0	0- 0	HOME	0- 0	0- 1	1- 5				
2- 8	0- 0	0- 1	AWAY	0- 2	0- 0	2- 5				
0- 0	0- 0	0- 0	NEUTRAL	0- 0	0- 0	0- 0				
1- 9	0- 0	0- 1	NON-CONFERENCE	0- 1	0- 1	1- 6				
1- 3	0- 0	0- 0	HOME	0- 0	0- 1	1- 2				
0- 6	0- 0	0- 1	AWAY	0- 1	0- 0	0- 4				
0- 0	0- 0	0- 0	NEUTRAL	0- 0	0- 0	0- 0				
2- 5	0- 0	0- 0	CONFERENCE	0- 1	0- 0	2- 4				
0- 3	0- 0	0- 0	HOME	0- 0	0- 0	0- 3				
2- 2	0- 0	0- 0	AWAY	0- 1	0- 0	2- 1				
0- 0	0- 0	0- 0	NEUTRAL	0- 0	0- 0	0- 0				

RPI S	Opponent	Score	RPI S	Opponent	Score	RPI S	Opponent	Score	RPI S	Opponent	Score	Team's RPI: 309
27	A Arizona St.	56 87	64	A Tennessee	54 81	127	H Portland	56 72	156	H San Diego	59 70	
			97	A Boise St.	61 70	180	H New Mexico	53 75	194	H UNLV	60 67	
						200	A Northern Colo.	62 72	217	H Wyoming	63 65	
						222	A Cal St. Fullerton	70 79	257	A Colorado St.	40 60	
						263	H Army West Point	66 68	274	A Navy	59 67	
						284	A Long Beach St.	68 74	287	A Utah St.	62 45	
						288	A Nevada	68 61	328	H NJIT	68 48	
LAST 10 Division I												
257	A Colorado St.	40 60	222	A Cal St. Fullerton	70 79							
97	A Boise St.	61 70	284	A Long Beach St.	68 74							
180	H New Mexico	53 75	288	A Nevada	68 61							
287	A Utah St.	62 45	217	H Wyoming	63 65							
194	H UNLV	60 67	64	A Tennessee	54 81							

Non-Div I Games: Neb. Wesleyan 93 42

Air Force

■ Loss, 
 ■ Non-Conf, S Site, 
 ■ Home 
 ■ Away 
 N Neutral

Average RPI Win:	248	WON-LOST	WINNING	LAST 10	STRENGTH OF	OPP. STRENGTH	TEAM	ADJ.	CONF.	ADJ CONF.
Average RPI Loss:	120	RECORD	PCT. RANK	GAMES	SCHEDULE	OF SCHEDULE	RPI	RPI	RPI	RPI
DIV. I ONLY	8- 8	170	4-6	198	203	198	198	10	10	
DIV. I NON-CONF.	7- 4	100	3-2	216	298	148	148	10	10	
TOTALS	RPI 1-25	RPI 26-50	W-L RECORDS	RPI 51-100	RPI 101-150	RPI 150+				
8- 8	0- 1	0- 0	OVERALL	0- 1	1- 3	7- 3				
3- 5	0- 1	0- 0	HOME	0- 1	1- 2	2- 1				
3- 3	0- 0	0- 0	AWAY	0- 0	0- 1	3- 2				
2- 0	0- 0	0- 0	NEUTRAL	0- 0	0- 0	2- 0				
7- 4	0- 0	0- 0	NON-CONFERENCE	0- 1	1- 2	6- 1				
3- 2	0- 0	0- 0	HOME	0- 1	1- 1	2- 0				
2- 2	0- 0	0- 0	AWAY	0- 0	0- 1	2- 1				
2- 0	0- 0	0- 0	NEUTRAL	0- 0	0- 0	2- 0				
1- 4	0- 1	0- 0	CONFERENCE	0- 0	0- 1	1- 2				
0- 3	0- 1	0- 0	HOME	0- 0	0- 1	0- 1				
1- 1	0- 0	0- 0	AWAY	0- 0	0- 0	1- 1				
0- 0	0- 0	0- 0	NEUTRAL	0- 0	0- 0	0- 0				

RPI 1-25				RPI 26-50				RPI 51-100				RPI 101+ Team's RPI: 198			
RPI	S	Opponent	Score	RPI	S	Opponent	Score	RPI	S	Opponent	Score	RPI	S	Opponent	Score
23	H	Central Mich.	72 77					52	H	Michigan	71 80	105	H	Duquesne	63 88
												113	A	Butler	55 76
												128	H	N.C. A&T	64 52
												129	H	Western Mich.	51 56
												160	A	Toledo	61 65
												161	H	Youngstown St.	91 62
												187	A	Cleveland St.	62 66
												191	H	Northern Ill.	65 70
												214	A	Bowling Green	76 73
												267	N	Morgan St.	52 45
												281	A	St. Bonaventure	63 54
												295	N	Denver	88 72
												312	A	Detroit Mercy	81 60
												329	H	Purdue Fort Wayne	64 53
LAST 10 Division I															
191	H	Northern Ill.	65 70	267	N	Morgan St.	52 45								
160	A	Toledo	61 65	295	N	Denver	88 72								
214	A	Bowling Green	76 73	128	H	N.C. A&T	64 52								
129	H	Western Mich.	51 56	113	A	Butler	55 76								
23	H	Central Mich.	72 77	105	H	Duquesne	63 88								

Non-Div I Games:

Akron

■ Loss, 
 ■ Non-Conf, 
 S Site, 
 ■ Home 
 ■ Away 
 N Neutral

## Alabama

Through Games Of Jan. 21, 2020

Average RPI Win:	174	WON-LOST	WINNING	LAST 10	STRENGTH OF	OPP. STRENGTH	TEAM	ADJ.	CONF.	ADJ CONF.
Average RPI Loss:	61	RECORD	PCT. RANK	GAMES	SCHEDULE	OF SCHEDULE	RPI	RPI	RPI	RPI
DIV. I ONLY	11- 7	111	6-4	33	94	67	67	4	4	
DIV. I NON-CONF.	10- 3	60	5-0	110	194	73	73	5	5	
TOTALS	RPI 1-25	RPI 26-50	W-L RECORDS	RPI 51-100	RPI 101-150	RPI 150+				
11- 7	0- 3	1- 0	OVERALL	2- 3	2- 0	6- 1				
6- 4	0- 2	0- 0	HOME	2- 1	0- 0	4- 1				
4- 2	0- 1	0- 0	AWAY	0- 1	2- 0	2- 0				
1- 1	0- 0	1- 0	NEUTRAL	0- 1	0- 0	0- 0				
10- 3	0- 0	1- 0	NON-CONFERENCE	2- 2	1- 0	6- 1				
6- 2	0- 0	0- 0	HOME	2- 1	0- 0	4- 1				
3- 0	0- 0	0- 0	AWAY	0- 0	1- 0	2- 0				
1- 1	0- 0	1- 0	NEUTRAL	0- 1	0- 0	0- 0				
1- 4	0- 3	0- 0	CONFERENCE	0- 1	1- 0	0- 0				
0- 2	0- 2	0- 0	HOME	0- 0	0- 0	0- 0				
1- 2	0- 1	0- 0	AWAY	0- 1	1- 0	0- 0				
0- 0	0- 0	0- 0	NEUTRAL	0- 0	0- 0	0- 0				

RPI 1-25				RPI 26-50				RPI 51-100 Team's RPI: 67				RPI 101+			
RPI	S	Opponent	Score	RPI	S	Opponent	Score	RPI	S	Opponent	Score	RPI	S	Opponent	Score
2	H	South Carolina	78 93	50	N	UNI	87 77	64	A	Tennessee	63 65	126	A	Tulane	66 56
20	H	Kentucky	71 81					65	H	Iowa St.	66 75	149	A	Auburn	75 48
25	A	LSU	60 71					74	H	North Carolina	83 77	172	H	Hampton	61 64
								80	N	Southern California	57 60	175	A	Clemson	67 54
								92	H	Colgate	72 52	182	H	Bethune-Cookman	60 49
												242	H	Radford	85 51
												246	A	South Alabama	74 62
												254	H	Southeastern La.	87 50
												323	H	Mercer	111 56
LAST 10 Division I															
				64	A	Tennessee	63 65	254	H	Southeastern La.	87 50				
				149	A	Auburn	75 48	242	H	Radford	85 51				
				20	H	Kentucky	71 81	182	H	Bethune-Cookman	60 49				
				2	H	South Carolina	78 93	74	H	North Carolina	83 77				
				25	A	LSU	60 71	92	H	Colgate	72 52				

Non-Div I Games:

Alabama

■ Loss, 
 ■ Non-Conf, S Site, 
 ■ Home 
 ■ Away 
 N Neutral

## Alabama A&amp;M

Through Games Of Jan. 21, 2020

Average RPI Win:	315	WON-LOST	WINNING	LAST 10	STRENGTH OF	OPP. STRENGTH	TEAM	ADJ.	CONF.	ADJ CONF.
Average RPI Loss:	171	RECORD	PCT. RANK	GAMES	SCHEDULE	OF SCHEDULE	RPI	RPI	RPI	RPI
DIV. I ONLY	7- 9	207	5-5	333	319	275	275	31	31	
DIV. I NON-CONF.	4- 7	225	2-3	241	306	218	218	29	29	
TOTALS	RPI 1-25	RPI 26-50	W-L RECORDS	RPI 51-100	RPI 101-150	RPI 150+				
7- 9	0- 0	0- 1	OVERALL	0- 1	0- 1	7- 6				
2- 2	0- 0	0- 0	HOME	0- 1	0- 0	2- 1				
4- 6	0- 0	0- 1	AWAY	0- 0	0- 1	4- 4				
1- 1	0- 0	0- 0	NEUTRAL	0- 0	0- 0	1- 1				
4- 7	0- 0	0- 1	NON-CONFERENCE	0- 1	0- 1	4- 4				
0- 2	0- 0	0- 0	HOME	0- 1	0- 0	0- 1				
4- 4	0- 0	0- 1	AWAY	0- 0	0- 1	4- 2				
0- 1	0- 0	0- 0	NEUTRAL	0- 0	0- 0	0- 1				
3- 2	0- 0	0- 0	CONFERENCE	0- 0	0- 0	3- 2				
2- 0	0- 0	0- 0	HOME	0- 0	0- 0	2- 0				
0- 2	0- 0	0- 0	AWAY	0- 0	0- 0	0- 2				
1- 0	0- 0	0- 0	NEUTRAL	0- 0	0- 0	1- 0				

RPI	S	Opponent	Score	RPI	S	Opponent	Score	RPI	S	Opponent	Score	RPI	S	Opponent	Score	Team's RPI: 275
47	A	Nebraska	46 68	87	H	North Florida	64 73	123	A	Cincinnati	47 62	151	H	Austin Peay	61 67	
								162	N	North Ala.	65 80	165	A	Memphis	71 79	
								167	A	Jackson St.	53 67	273	A	San Diego St.	61 53	
								295	A	Denver	86 83	301	A	California Baptist	55 60	
								304	H	Ark.-Pine Bluff	74 55	314	N	Alabama St.	75 48	
								318	A	Georgia St.	67 52	337	A	Grambling	59 69	
								350	A	Florida A&M	77 53	351	H	Mississippi Val.	68 48	
LAST 10 Division I																
314	N	Alabama St.	75 48	165	A	Memphis	71 79	350	A	Florida A&M	77 53	123	A	Cincinnati	47 62	
351	H	Mississippi Val.	68 48	350	A	Florida A&M	77 53	123	A	Cincinnati	47 62	151	H	Austin Peay	61 67	
304	H	Ark.-Pine Bluff	74 55	123	A	Cincinnati	47 62	151	H	Austin Peay	61 67	295	A	Denver	86 83	
167	A	Jackson St.	53 67	151	H	Austin Peay	61 67	295	A	Denver	86 83					
337	A	Grambling	59 69	295	A	Denver	86 83									

Non-Div I Games:

Alabama A&amp;M

■ Loss, 
 ■ Non-Conf, 
 ■ S Site, 
 ■ H Home 
 ■ A Away 
 N Neutral

Average RPI Win:	331	WON-LOST	WINNING	LAST 10	STRENGTH OF	OPP. STRENGTH	TEAM	ADJ.	CONF.	ADJ CONF.
Average RPI Loss:	161	RECORD	PCT. RANK	GAMES	SCHEDULE	OF SCHEDULE	RPI	RPI	RPI	RPI
DIV. I ONLY	3- 11	310	2-8	281	196	314	314	31	31	
DIV. I NON-CONF.	1- 8	322	0-5	92	70	288	288	29	29	
TOTALS	RPI 1-25	RPI 26-50	W-L RECORDS	RPI 51-100	RPI 101-150	RPI 150+				
3- 11	0- 2	0- 0	OVERALL	0- 0	0- 2	3- 7				
2- 3	0- 0	0- 0	HOME	0- 0	0- 0	2- 3				
1- 7	0- 2	0- 0	AWAY	0- 0	0- 2	1- 3				
0- 1	0- 0	0- 0	NEUTRAL	0- 0	0- 0	0- 1				
1- 8	0- 2	0- 0	NON-CONFERENCE	0- 0	0- 2	1- 4				
1- 2	0- 0	0- 0	HOME	0- 0	0- 0	1- 2				
0- 6	0- 2	0- 0	AWAY	0- 0	0- 2	0- 2				
0- 0	0- 0	0- 0	NEUTRAL	0- 0	0- 0	0- 0				
2- 3	0- 0	0- 0	CONFERENCE	0- 0	0- 0	2- 3				
1- 1	0- 0	0- 0	HOME	0- 0	0- 0	1- 1				
1- 1	0- 0	0- 0	AWAY	0- 0	0- 0	1- 1				
0- 1	0- 0	0- 0	NEUTRAL	0- 0	0- 0	0- 1				

RPI 1-25				RPI 26-50				RPI 51-100				RPI 101+				Team's RPI: 314
RPI	S	Opponent	Score	RPI	S	Opponent	Score	RPI	S	Opponent	Score	RPI	S	Opponent	Score	
2	A	South Carolina	43 103									102	A	South Fla.	29 80	
13	A	DePaul	76 105									135	A	Wisconsin	67 85	
												162	H	North Ala.	60 81	
												163	H	Samford	48 83	
												167	A	Jackson St.	62 94	
												175	A	Clemson	43 76	
												272	A	Ole Miss	66 93	
												275	N	Alabama A&M	48 75	
												304	H	Ark.-Pine Bluff	62 73	
												306	H	Jacksonville St.	68 63	
												337	A	Grambling	73 59	
												351	H	Mississippi Val.	77 64	
LAST 10 Division I																
275	N	Alabama A&M	48 75	272	A	Ole Miss	66 93									
304	H	Ark.-Pine Bluff	62 73	162	H	North Ala.	60 81									
351	H	Mississippi Val.	77 64	13	A	DePaul	76 105									
337	A	Grambling	73 59	135	A	Wisconsin	67 85									
167	A	Jackson St.	62 94	102	A	South Fla.	29 80									

Non-Div I Games: Mobile 76 66 Paine 84 58

Alabama St.

■ Loss, 
 ■ Non-Conf, 
 ■ S Site, 
 ■ H Home 
 ■ A Away 
 N Neutral

Albany (NY)

Through Games Of Jan. 21, 2020

Average RPI Win:	256	WON-LOST	WINNING	LAST 10	STRENGTH OF	OPP. STRENGTH	TEAM	ADJ.	CONF.	ADJ CONF.
Average RPI Loss:	217	RECORD	PCT. RANK	GAMES	SCHEDULE	OF SCHEDULE	RPI	RPI	RPI	RPI
DIV. I ONLY	5- 12	273	3-7	299	324	320	320	28	28	
DIV. I NON-CONF.	3- 9	279	1-4	332	294	334	334	27	27	
TOTALS	RPI 1-25	RPI 26-50	W-L RECORDS	RPI 51-100	RPI 101-150	RPI 150+				
5- 12	0- 0	0- 0	OVERALL	0- 2	0- 1	5- 9				
3- 7	0- 0	0- 0	HOME	0- 0	0- 1	3- 6				
2- 5	0- 0	0- 0	AWAY	0- 2	0- 0	2- 3				
0- 0	0- 0	0- 0	NEUTRAL	0- 0	0- 0	0- 0				
3- 9	0- 0	0- 0	NON-CONFERENCE	0- 2	0- 0	3- 7				
1- 5	0- 0	0- 0	HOME	0- 0	0- 0	1- 5				
2- 4	0- 0	0- 0	AWAY	0- 2	0- 0	2- 2				
0- 0	0- 0	0- 0	NEUTRAL	0- 0	0- 0	0- 0				
2- 3	0- 0	0- 0	CONFERENCE	0- 0	0- 1	2- 2				
2- 2	0- 0	0- 0	HOME	0- 0	0- 1	2- 1				
0- 1	0- 0	0- 0	AWAY	0- 0	0- 0	0- 1				
0- 0	0- 0	0- 0	NEUTRAL	0- 0	0- 0	0- 0				

RPI 1-25				RPI 26-50				RPI 51-100				RPI 101+ Team's RPI: 320					
RPI	S	Opponent	Score	RPI	S	Opponent	Score	RPI	S	Opponent	Score	RPI	S	Opponent	Score		
								77	A	Marist	52	76	101	H	Stony Brook	53	73
								93	A	Syracuse	53	75	153	H	Columbia	82	78
													154	H	Cornell	51	71
													196	H	Boston U.	58	60
													199	H	Binghamton	56	53
													238	H	Lafayette	47	54
													252	A	Maine	49	60
													255	H	Vermont	58	49
													280	H	New Hampshire	47	48
													286	H	Monmouth	41	53
													305	H	St. Francis Brooklyn	41	49
													308	A	Siena	46	52
													319	A	Bryant	55	68
													330	A	Canisius	70	53
													345	A	Central Conn. St.	73	63
LAST 10 Division I																	
				101	H	Stony Brook	53	73			286	H	Monmouth	41	53		
				280	H	New Hampshire	47	48			319	A	Bryant	55	68		
				252	A	Maine	49	60			305	H	St. Francis Brooklyn	41	49		
				199	H	Binghamton	56	53			308	A	Siena	46	52		
				255	H	Vermont	58	49			345	A	Central Conn. St.	73	63		

Non-Div I Games: FDU-Florham 81 21

Albany (NY)

Loss, Non-Conf, S Site, H Home A Away N Neutral



Average RPI Win: <b>329</b>	WON-LOST	WINNING	LAST 10	STRENGTH OF	OPP. STRENGTH	TEAM	ADJ.	CONF.	ADJ CONF.
Average RPI Loss: <b>192</b>	RECORD	PCT. RANK	GAMES	SCHEDULE	OF SCHEDULE	RPI	RPI	RPI	RPI
DIV. I ONLY	6- 10	241	5-5	348	289	311	311	31	31
DIV. I NON-CONF.	2- 8	295	1-3	315	299	330	330	29	29
TOTALS	RPI 1-25	RPI 26-50	W-L RECORDS	RPI 51-100	RPI 101-150	RPI 150+			
6- 10	0- 0	0- 0	OVERALL	0- 1	0- 1	6- 8			
2- 2	0- 0	0- 0	HOME	0- 0	0- 0	2- 2			
4- 6	0- 0	0- 0	AWAY	0- 1	0- 1	4- 4			
0- 2	0- 0	0- 0	NEUTRAL	0- 0	0- 0	0- 2			
2- 8	0- 0	0- 0	NON-CONFERENCE	0- 0	0- 1	2- 7			
1- 1	0- 0	0- 0	HOME	0- 0	0- 0	1- 1			
1- 5	0- 0	0- 0	AWAY	0- 0	0- 1	1- 4			
0- 2	0- 0	0- 0	NEUTRAL	0- 0	0- 0	0- 2			
4- 2	0- 0	0- 0	CONFERENCE	0- 1	0- 0	4- 1			
1- 1	0- 0	0- 0	HOME	0- 0	0- 0	1- 1			
3- 1	0- 0	0- 0	AWAY	0- 1	0- 0	3- 0			
0- 0	0- 0	0- 0	NEUTRAL	0- 0	0- 0	0- 0			

RPI 1-25	RPI 26-50	RPI 51-100	RPI 101+	Team's RPI: 311
RPI S Opponent Score	RPI S Opponent Score	RPI S Opponent Score	RPI S Opponent Score	
		95  Texas Southern 70	141  SFA 62	
			157  UAB 65	
			165  Memphis 51	
			167  Jackson St. 67	
			175 N Clemson 46	
			205  UTEP 47	
			248  North Texas 31	
			272 N Ole Miss 55	
			291  Texas St. 59	
			299  Prairie View 68 63	
			304  Ark.-Pine Bluff 77 75	
			331  Tennessee St. 62 57	
			337  Grambling 80 54	
			350  Florida A&M 58 42	
			351  Mississippi Val. 81 67	
LAST 10 Division I				
304  Ark.-Pine Bluff 77 75	299  Prairie View 68 63			
351  Mississippi Val. 81 67	291  Texas St. 59			
337  Grambling 80 54	157  UAB 65			
167  Jackson St. 67	350  Florida A&M 58 42			
95  Texas Southern 70	175 N Clemson 46			

Non-Div I Games: Tougaloo 85 61 Louisiana Col. 86 50

Alcorn

Loss, Non-Conf, S Site, Home Away N Neutral

## American

Through Games Of Jan. 21, 2020

Average RPI Win: <b>178</b>	WON-LOST	WINNING	LAST 10	STRENGTH OF	OPP. STRENGTH	TEAM	ADJ.	CONF.	ADJ CONF.
Average RPI Loss: <b>127</b>	RECORD	PCT. RANK	GAMES	SCHEDULE	OF SCHEDULE	RPI	RPI	RPI	RPI
DIV. I ONLY	6- 10	241	4-6	86	163	193	193	15	15
DIV. I NON-CONF.	4- 6	212	2-2	158	119	197	197	15	15
TOTALS	RPI 1-25	RPI 26-50	W-L RECORDS	RPI 51-100	RPI 101-150	RPI 150+			
6- 10	0- 0	0- 0	OVERALL	2- 5	1- 1	3- 4			
5- 2	0- 0	0- 0	HOME	2- 2	1- 0	2- 0			
1- 7	0- 0	0- 0	AWAY	0- 2	0- 1	1- 4			
0- 1	0- 0	0- 0	NEUTRAL	0- 1	0- 0	0- 0			
4- 6	0- 0	0- 0	NON-CONFERENCE	1- 3	1- 0	2- 3			
3- 1	0- 0	0- 0	HOME	1- 1	1- 0	1- 0			
1- 4	0- 0	0- 0	AWAY	0- 1	0- 0	1- 3			
0- 1	0- 0	0- 0	NEUTRAL	0- 1	0- 0	0- 0			
2- 4	0- 0	0- 0	CONFERENCE	1- 2	0- 1	1- 1			
2- 1	0- 0	0- 0	HOME	1- 1	0- 0	1- 0			
0- 3	0- 0	0- 0	AWAY	0- 1	0- 1	0- 1			
0- 0	0- 0	0- 0	NEUTRAL	0- 0	0- 0	0- 0			

RPI S	Opponent	Score	RPI S	Opponent	Score	RPI S	Opponent	Score	RPI S	Opponent	Score	Team's RPI: 193
						55	H Minnesota	53 70	133	A Holy Cross	59 72	
						58	A Bucknell	43 68	140	H George Washington	66 53	
						76	A Ohio	69 81	176	A Towson	60 63	
						79	N Buffalo	55 73	184	A Saint Joseph's	51 72	
						89	H Villanova	76 54	196	A Boston U.	44 59	
						92	H Colgate	63 61	209	A George Mason	55 73	
						100	H Lehigh	63 64	240	H High Point	56 48	
									242	A Radford	59 55	
									263	H Army West Point	73 57	
LAST 10 Division I												
			133	A Holy Cross	59 72	92	H Colgate	63 61				
			58	A Bucknell	43 68	140	H George Washington	66 53				
			100	H Lehigh	63 64	242	A Radford	59 55				
			263	H Army West Point	73 57	55	H Minnesota	53 70				
			196	A Boston U.	44 59	79	N Buffalo	55 73				

Non-Div I Games:

American

■ Loss, 
 ■ Non-Conf, 
 ■ S Site, 
 ■ H Home 
 ■ A Away 
 N Neutral

Average RPI Win:	310	WON-LOST	WINNING	LAST 10	STRENGTH OF	OPP. STRENGTH	TEAM	ADJ.	CONF.	ADJ CONF.
Average RPI Loss:	140	RECORD	PCT. RANK	GAMES	SCHEDULE	OF SCHEDULE	RPI	RPI	RPI	RPI
DIV. I ONLY	4- 13	299	2-8	151	239	268	268	22	22	
DIV. I NON-CONF.	3- 8	268	1-3	204	224	266	266	23	23	
TOTALS	RPI 1-25	RPI 26-50	W-L RECORDS	RPI 51-100	RPI 101-150	RPI 150+				
4- 13	0- 1	0- 0	OVERALL	0- 2	0- 5	4- 5				
2- 4	0- 0	0- 0	HOME	0- 0	0- 2	2- 2				
1- 8	0- 1	0- 0	AWAY	0- 2	0- 3	1- 2				
1- 1	0- 0	0- 0	NEUTRAL	0- 0	0- 0	1- 1				
3- 8	0- 1	0- 0	NON-CONFERENCE	0- 1	0- 3	3- 3				
1- 2	0- 0	0- 0	HOME	0- 0	0- 0	1- 2				
1- 5	0- 1	0- 0	AWAY	0- 1	0- 3	1- 0				
1- 1	0- 0	0- 0	NEUTRAL	0- 0	0- 0	1- 1				
1- 5	0- 0	0- 0	CONFERENCE	0- 1	0- 2	1- 2				
1- 2	0- 0	0- 0	HOME	0- 0	0- 2	1- 0				
0- 3	0- 0	0- 0	AWAY	0- 1	0- 0	0- 2				
0- 0	0- 0	0- 0	NEUTRAL	0- 0	0- 0	0- 0				

RPI	S	Opponent	Score	RPI	S	Opponent	Score	RPI	S	Opponent	Score	RPI	S	Opponent	Score	Team's RPI: 268
2	A	South Carolina	50 92					52	A	Michigan	35 62	106	H	Coastal Caro.	53 80	
								71	A	Troy	55 84	107	A	Elon	66 67	
												116	H	UT Arlington	60 82	
												122	A	UNC Greensboro	47 54	
												138	A	VCU	38 66	
												182	N	Bethune-Cookman	44 61	
												219	H	Gardner-Webb	56 67	
												230	H	ETSU	61 67	
												234	A	Arkansas St.	58 76	
												246	A	South Alabama	66 81	
												291	H	Texas St.	73 65	
												296	A	Wofford	54 51	
												323	H	Mercer	77 68	
												330	N	Canisius	74 57	
LAST 10 Division I																
106	H	Coastal Caro.	53 80	246	A	South Alabama	66 81									
234	A	Arkansas St.	58 76	122	A	UNC Greensboro	47 54									
291	H	Texas St.	73 65	330	N	Canisius	74 57									
116	H	UT Arlington	60 82	182	N	Bethune-Cookman	44 61									
71	A	Troy	55 84	52	A	Michigan	35 62									

Non-Div I Games:

Appalachian St.

■ Loss, 
■ Non-Conf, S Site, 
■ Home 
■ Away 
N Neutral

# Arizona

Through Games Of Jan. 21, 2020

Average RPI Win:	189	WON-LOST	WINNING	LAST 10	STRENGTH OF	OPP. STRENGTH	TEAM	ADJ.	CONF.	ADJ CONF.
Average RPI Loss:	8	RECORD	PCT. RANK	GAMES	SCHEDULE	OF SCHEDULE	RPI	RPI	RPI	RPI
DIV. I ONLY	15- 3	21	7-3	113	77	42	42	1	1	
DIV. I NON-CONF.	11- 0	1	3-0	326	256	77	77	1	1	
TOTALS	RPI 1-25	RPI 26-50	W-L RECORDS	RPI 51-100	RPI 101-150	RPI 150+				
15- 3	0- 3	2- 0	OVERALL	2- 0	1- 0	10- 0				
7- 2	0- 2	0- 0	HOME	0- 0	0- 0	7- 0				
8- 1	0- 1	2- 0	AWAY	2- 0	1- 0	3- 0				
0- 0	0- 0	0- 0	NEUTRAL	0- 0	0- 0	0- 0				
11- 0	0- 0	1- 0	NON-CONFERENCE	0- 0	0- 0	10- 0				
7- 0	0- 0	0- 0	HOME	0- 0	0- 0	7- 0				
4- 0	0- 0	1- 0	AWAY	0- 0	0- 0	3- 0				
0- 0	0- 0	0- 0	NEUTRAL	0- 0	0- 0	0- 0				
4- 3	0- 3	1- 0	CONFERENCE	2- 0	1- 0	0- 0				
0- 2	0- 2	0- 0	HOME	0- 0	0- 0	0- 0				
4- 1	0- 1	1- 0	AWAY	2- 0	1- 0	0- 0				
0- 0	0- 0	0- 0	NEUTRAL	0- 0	0- 0	0- 0				

RPI S	Opponent	Score	RPI S	Opponent	Score	RPI S	Opponent	Score	RPI S	Opponent	Score
7	H Oregon	64 71	27	A Arizona St.	58 53	73	A Washington St.	74 67	103	A Washington	66 58
8	A UCLA	58 70	49	A Texas	83 58	80	A Southern California	65 57	166	A Montana	77 42
10	H Oregon St.	61 63							168	H Santa Clara	65 52
									192	H North Dakota	74 42
									205	A UTEP	54 43
									235	H UC Riverside	70 27
									282	H UC Santa Barbara	61 42
									286	H Monmouth	86 34
									299	H Prairie View	83 48
									331	H Tennessee St.	77 42
									346	A Chicago St.	82 50
LAST 10 Division I											
103	A Washington	66 58	80	A Southern California	65 57						
73	A Washington St.	74 67	27	A Arizona St.	58 53						
7	H Oregon	64 71	282	H UC Santa Barbara	61 42						
10	H Oregon St.	61 63	331	H Tennessee St.	77 42						
8	A UCLA	58 70	205	A UTEP	54 43						

Non-Div I Games:

Arizona

Loss, Non-Conf, S Site, H Home A Away N Neutral

Average RPI Win:	157	WON-LOST	WINNING	LAST 10	STRENGTH OF	OPP. STRENGTH	TEAM	ADJ.	CONF.	ADJ CONF.
Average RPI Loss:	34	RECORD	PCT. RANK	GAMES	SCHEDULE	OF SCHEDULE	RPI	RPI	RPI	RPI
DIV. I ONLY	15- 4	37	8-2	60	29	27	27	1	1	
DIV. I NON-CONF.	10- 2	30	3-0	250	80	74	74	1	1	
TOTALS	RPI 1-25	RPI 26-50	W-L RECORDS	RPI 51-100	RPI 101-150	RPI 150+				
15- 4	3- 1	0- 2	OVERALL	4- 1	1- 0	7- 0				
9- 1	3- 0	0- 1	HOME	1- 0	0- 0	5- 0				
4- 2	0- 1	0- 0	AWAY	2- 1	1- 0	1- 0				
2- 1	0- 0	0- 1	NEUTRAL	1- 0	0- 0	1- 0				
10- 2	1- 0	0- 1	NON-CONFERENCE	2- 1	0- 0	7- 0				
7- 0	1- 0	0- 0	HOME	1- 0	0- 0	5- 0				
1- 1	0- 0	0- 0	AWAY	0- 1	0- 0	1- 0				
2- 1	0- 0	0- 1	NEUTRAL	1- 0	0- 0	1- 0				
5- 2	2- 1	0- 1	CONFERENCE	2- 0	1- 0	0- 0				
2- 1	2- 0	0- 1	HOME	0- 0	0- 0	0- 0				
3- 1	0- 1	0- 0	AWAY	2- 0	1- 0	0- 0				
0- 0	0- 0	0- 0	NEUTRAL	0- 0	0- 0	0- 0				

RPI S	Opponent	Score	RPI S	Opponent	Score	RPI S	Opponent	Score	RPI S	Opponent	Score
7	H Oregon	72 66	32	N Purdue	52 59	54	N Middle Tenn.	61 60	103	A Washington	67 50
8	A UCLA	66 68	42	H Arizona	53 58	55	A Minnesota	66 80	180	H New Mexico	84 47
10	H Oregon St.	55 47				69	H BYU	60 52	252	N Maine	57 31
22	H Creighton	70 55				73	A Washington St.	65 56	263	H Army West Point	83 51
						80	A Southern California	63 54	283	H Idaho St.	74 69
									309	H Air Force	87 56
									310	A New Mexico St.	70 47
									339	H Cal Poly	66 41
LAST 10 Division I											
73	A Washington St.	65 56	8	A UCLA	66 68						
103	A Washington	67 50	42	H Arizona	53 58						
10	H Oregon St.	55 47	22	H Creighton	70 55						
7	H Oregon	72 66	310	A New Mexico St.	70 47						
80	A Southern California	63 54	180	H New Mexico	84 47						

Non-Div I Games:

Arizona St.

## Ark.-Pine Bluff

Through Games Of Jan. 21, 2020

Average RPI Win:	333	WON-LOST	WINNING	LAST 10	STRENGTH OF	OPP. STRENGTH	TEAM	ADJ.	CONF.	ADJ CONF.
Average RPI Loss:	175	RECORD	PCT. RANK	GAMES	SCHEDULE	OF SCHEDULE	RPI	RPI	RPI	RPI
DIV. I ONLY	2- 12	326	2-8	242	325	304	304	31	31	
DIV. I NON-CONF.	0- 9	338	0-5	64	221	302	302	29	29	
TOTALS	RPI 1-25	RPI 26-50	W-L RECORDS	RPI 51-100	RPI 101-150	RPI 150+				
2- 12	0- 0	0- 0	OVERALL	0- 3	0- 3	2- 6				
0- 2	0- 0	0- 0	HOME	0- 0	0- 0	0- 2				
2- 10	0- 0	0- 0	AWAY	0- 3	0- 3	2- 4				
0- 0	0- 0	0- 0	NEUTRAL	0- 0	0- 0	0- 0				
0- 9	0- 0	0- 0	NON-CONFERENCE	0- 3	0- 3	0- 3				
0- 0	0- 0	0- 0	HOME	0- 0	0- 0	0- 0				
0- 9	0- 0	0- 0	AWAY	0- 3	0- 3	0- 3				
0- 0	0- 0	0- 0	NEUTRAL	0- 0	0- 0	0- 0				
2- 3	0- 0	0- 0	CONFERENCE	0- 0	0- 0	2- 3				
0- 2	0- 0	0- 0	HOME	0- 0	0- 0	0- 2				
2- 1	0- 0	0- 0	AWAY	0- 0	0- 0	2- 1				
0- 0	0- 0	0- 0	NEUTRAL	0- 0	0- 0	0- 0				

RPI 1-25			RPI 26-50			RPI 51-100			RPI 101+			Team's RPI: 304
RPI	S	Opponent	Score	RPI	S	Opponent	Score	RPI	S	Opponent	Score	
						64 A Tennessee	51 92	106 A Coastal Caro.		69 76		
						65 A Iowa St.	40 90	132 A Wichita St.		50 100		
						73 A Washington St.	56 85	136 A Illinois		50 65		
								181 A Texas Tech		55 81		
								234 A Arkansas St.		60 81		
								237 H Southern U.		43 70		
								275 A Alabama A&M		55 74		
								285 A Milwaukee		55 69		
								311 H Alcorn		75 77		
								314 A Alabama St.		73 62		
								351 A Mississippi Val.		80 77		
LAST 10 Division I												
311 H Alcorn			75 77	181 A Texas Tech			55 81					
237 H Southern U.			43 70	132 A Wichita St.			50 100					
314 A Alabama St.			73 62	234 A Arkansas St.			60 81					
275 A Alabama A&M			55 74	73 A Washington St.			56 85					
351 A Mississippi Val.			80 77	65 A Iowa St.			40 90					

Non-Div I Games: Philander Smith 66 54

Ark.-Pine Bluff

■ Loss, 
 ■ Non-Conf, 
 ■ S Site, 
 ■ H Home 
 ■ A Away 
 N Neutral

## Arkansas

Through Games Of Jan. 21, 2020

Average RPI Win:	165	WON-LOST	WINNING	LAST 10	STRENGTH OF	OPP. STRENGTH	TEAM	ADJ.	CONF.	ADJ CONF.
Average RPI Loss:	39	RECORD	PCT. RANK	GAMES	SCHEDULE	OF SCHEDULE	RPI	RPI	RPI	RPI
DIV. I ONLY	15- 3	21	8-2	106	36	34	34	4	4	
DIV. I NON-CONF.	12- 1	9	5-0	184	114	31	31	5	5	
TOTALS	RPI 1-25	RPI 26-50	W-L RECORDS	RPI 51-100	RPI 101-150	RPI 150+				
15- 3	0- 2	0- 0	OVERALL	3- 1	6- 0	6- 0				
11- 1	0- 1	0- 0	HOME	2- 0	3- 0	6- 0				
2- 2	0- 1	0- 0	AWAY	1- 1	1- 0	0- 0				
2- 0	0- 0	0- 0	NEUTRAL	0- 0	2- 0	0- 0				
12- 1	0- 0	0- 0	NON-CONFERENCE	2- 1	4- 0	6- 0				
10- 0	0- 0	0- 0	HOME	2- 0	2- 0	6- 0				
0- 1	0- 0	0- 0	AWAY	0- 1	0- 0	0- 0				
2- 0	0- 0	0- 0	NEUTRAL	0- 0	2- 0	0- 0				
3- 2	0- 2	0- 0	CONFERENCE	1- 0	2- 0	0- 0				
1- 1	0- 1	0- 0	HOME	0- 0	1- 0	0- 0				
2- 1	0- 1	0- 0	AWAY	1- 0	1- 0	0- 0				
0- 0	0- 0	0- 0	NEUTRAL	0- 0	0- 0	0- 0				

RPI 1-25				RPI 26-50		Team's RPI: 34		RPI 51-100				RPI 101+			
RPI	S	Opponent	Score	RPI	S	Opponent	Score	RPI	S	Opponent	Score	RPI	S	Opponent	Score
2	A	South Carolina	82 91					63	A	Vanderbilt	100 66	101	H	Stony Brook	88 58
18	H	Texas A&M	77 84					68	H	UT Martin	96 46	114	N	Fordham	71 59
								84	H	Belmont	91 60	121	H	New Orleans	82 52
								98	A	California	80 84	135	N	Wisconsin	68 64
												147	H	Missouri	90 73
												149	A	Auburn	86 70
												178	H	Kansas St.	81 72
												201	H	Little Rock	86 53
												208	H	Tulsa	91 41
												243	H	Oral Roberts	96 64
												317	H	McNeese	101 58
												344	H	Northwestern St.	99 39
LAST 10 Division I															
				63	A	Vanderbilt	100 66			68	H	UT Martin	96 46		
				147	H	Missouri	90 73			201	H	Little Rock	86 53		
				2	A	South Carolina	82 91			344	H	Northwestern St.	99 39		
				149	A	Auburn	86 70			208	H	Tulsa	91 41		
				18	H	Texas A&M	77 84			178	H	Kansas St.	81 72		

Non-Div I Games:

Arkansas

■ Loss, 
 ■ Non-Conf, S Site, 
 ■ Home 
 ■ Away 
 N Neutral

Average RPI Win:	291	WON-LOST	WINNING	LAST 10	STRENGTH OF	OPP. STRENGTH	TEAM	ADJ.	CONF.	ADJ CONF.
Average RPI Loss:	148	RECORD	PCT. RANK	GAMES	SCHEDULE	OF SCHEDULE	RPI	RPI	RPI	RPI
DIV. I ONLY	6- 10	241	5-5	243	210	234	234	22	22	
DIV. I NON-CONF.	2- 8	295	1-3	128	243	256	256	23	23	
TOTALS	RPI 1-25	RPI 26-50	W-L RECORDS	RPI 51-100	RPI 101-150	RPI 150+				
6- 10	0- 2	0- 0	OVERALL	0- 0	0- 2	6- 6				
4- 1	0- 0	0- 0	HOME	0- 0	0- 0	4- 1				
2- 8	0- 2	0- 0	AWAY	0- 0	0- 1	2- 5				
0- 1	0- 0	0- 0	NEUTRAL	0- 0	0- 1	0- 0				
2- 8	0- 2	0- 0	NON-CONFERENCE	0- 0	0- 1	2- 5				
1- 1	0- 0	0- 0	HOME	0- 0	0- 0	1- 1				
1- 6	0- 2	0- 0	AWAY	0- 0	0- 0	1- 4				
0- 1	0- 0	0- 0	NEUTRAL	0- 0	0- 1	0- 0				
4- 2	0- 0	0- 0	CONFERENCE	0- 0	0- 1	4- 1				
3- 0	0- 0	0- 0	HOME	0- 0	0- 0	3- 0				
1- 2	0- 0	0- 0	AWAY	0- 0	0- 1	1- 1				
0- 0	0- 0	0- 0	NEUTRAL	0- 0	0- 0	0- 0				

RPI 1-25				RPI 26-50				RPI 51-100				RPI 101+ Team's RPI: 234			
RPI	S	Opponent	Score	RPI	S	Opponent	Score	RPI	S	Opponent	Score	RPI	S	Opponent	Score
11	A	Baylor	43 <b>111</b>									116	A	UT Arlington	44 <b>71</b>
13	A	DePaul	64 <b>109</b>									128	N	N.C. A&T	50 <b>55</b>
												165	A	Memphis	50 <b>78</b>
												171	H	Southeast Mo. St.	67 <b>79</b>
												201	A	Little Rock	58 <b>67</b>
												206	A	Murray St.	62 <b>77</b>
												208	A	Tulsa	77 <b>79</b>
												259	A	Louisiana Tech	54 <b>67</b>
												268	H	Appalachian St.	76 58
												273	A	San Diego St.	71 62
												291	A	Texas St.	56 53
												294	H	Ga. Southern	69 62
												304	H	Ark.-Pine Bluff	81 60
												318	H	Georgia St.	70 68
LAST 10 Division I															
201	A	Little Rock	58 <b>67</b>	116	A	UT Arlington	44 <b>71</b>								
268	H	Appalachian St.	76 58	259	A	Louisiana Tech	54 <b>67</b>								
294	H	Ga. Southern	69 62	11	A	Baylor	43 <b>111</b>								
318	H	Georgia St.	70 68	165	A	Memphis	50 <b>78</b>								
291	A	Texas St.	56 53	304	H	Ark.-Pine Bluff	81 60								

Non-Div I Games: Central Baptist 88 63

Arkansas St.

■ Loss, 
 ■ Non-Conf, 
 ■ S Site, 
 ■ H Home 
 ■ A Away 
 N Neutral



Army West Point

Through Games Of Jan. 21, 2020

Average RPI Win:	289	WON-LOST	WINNING	LAST 10	STRENGTH OF	OPP. STRENGTH	TEAM	ADJ.	CONF.	ADJ CONF.
Average RPI Loss:	145	RECORD	PCT. RANK	GAMES	SCHEDULE	OF SCHEDULE	RPI	RPI	RPI	RPI
DIV. I ONLY	5- 12	273	3-7	177	275	263	263	15	15	
DIV. I NON-CONF.	4- 7	225	2-2	219	322	255	255	15	15	
TOTALS	RPI 1-25	RPI 26-50	W-L RECORDS	RPI 51-100	RPI 101-150	RPI 150+				
5- 12	0- 1	0- 2	OVERALL	0- 2	1- 0	4- 7				
3- 5	0- 1	0- 0	HOME	0- 1	1- 0	2- 3				
2- 7	0- 0	0- 2	AWAY	0- 1	0- 0	2- 4				
0- 0	0- 0	0- 0	NEUTRAL	0- 0	0- 0	0- 0				
4- 7	0- 1	0- 2	NON-CONFERENCE	0- 0	0- 0	4- 4				
2- 3	0- 1	0- 0	HOME	0- 0	0- 0	2- 2				
2- 4	0- 0	0- 2	AWAY	0- 0	0- 0	2- 2				
0- 0	0- 0	0- 0	NEUTRAL	0- 0	0- 0	0- 0				
1- 5	0- 0	0- 0	CONFERENCE	0- 2	1- 0	0- 3				
1- 2	0- 0	0- 0	HOME	0- 1	1- 0	0- 1				
0- 3	0- 0	0- 0	AWAY	0- 1	0- 0	0- 2				
0- 0	0- 0	0- 0	NEUTRAL	0- 0	0- 0	0- 0				

RPI S	Opponent	Score	RPI S	Opponent	Score	RPI S	Opponent	Score	RPI S	Opponent	Score	Team's RPI: 263
24	H TCU	52 66	27	A Arizona St.	51 83	58	H Bucknell	52 63	133	H Holy Cross	61 48	
			46	A St. John's (NY)	60 96	92	A Colgate	93 100	153	H Columbia	62 71	
									159	H William & Mary	65 77	
									193	A American	57 73	
									196	H Boston U.	66 72	
									213	A Manhattan	56 86	
									278	A Loyola Maryland	59 68	
									305	A St. Francis Brooklyn	64 70	
									309	A Air Force	68 66	
									319	H Bryant	81 75	
									336	A Fairleigh Dickinson	70 68	
									348	H LIU Brooklyn	67 60	
LAST 10 Division I												
278	A Loyola Maryland	59 68	58	H Bucknell	52 63							
133	H Holy Cross	61 48	319	H Bryant	81 75							
196	H Boston U.	66 72	213	A Manhattan	56 86							
193	A American	57 73	46	A St. John's (NY)	60 96							
92	A Colgate	93 100	348	H LIU Brooklyn	67 60							

Non-Div I Games:

Army West Point

Loss, Non-Conf, S Site, H Home A Away N Neutral

Average RPI Win:	218	WON-LOST	WINNING	LAST 10	STRENGTH OF	OPP. STRENGTH	TEAM	ADJ.	CONF.	ADJ CONF.
Average RPI Loss:	70	RECORD	PCT. RANK	GAMES	SCHEDULE	OF SCHEDULE	RPI	RPI	RPI	RPI
DIV. I ONLY	6- 10	241	3-7	28	93	149	149	4	4	
DIV. I NON-CONF.	6- 5	151	3-2	47	193	96	96	5	5	
TOTALS	RPI 1-25	RPI 26-50	W-L RECORDS	RPI 51-100	RPI 101-150	RPI 150+				
6- 10	0- 1	0- 3	OVERALL	1- 4	0- 1	5- 1				
4- 4	0- 0	0- 2	HOME	0- 1	0- 1	4- 0				
1- 4	0- 1	0- 0	AWAY	0- 2	0- 0	1- 1				
1- 2	0- 0	0- 1	NEUTRAL	1- 1	0- 0	0- 0				
6- 5	0- 1	0- 2	NON-CONFERENCE	1- 1	0- 0	5- 1				
4- 1	0- 0	0- 1	HOME	0- 0	0- 0	4- 0				
1- 2	0- 1	0- 0	AWAY	0- 0	0- 0	1- 1				
1- 2	0- 0	0- 1	NEUTRAL	1- 1	0- 0	0- 0				
0- 5	0- 0	0- 1	CONFERENCE	0- 3	0- 1	0- 0				
0- 3	0- 0	0- 1	HOME	0- 1	0- 1	0- 0				
0- 2	0- 0	0- 0	AWAY	0- 2	0- 0	0- 0				
0- 0	0- 0	0- 0	NEUTRAL	0- 0	0- 0	0- 0				

RPI 1-25				RPI 26-50				RPI 51-100				RPI 101+ Team's RPI: 149			
RPI	S	Opponent	Score	RPI	S	Opponent	Score	RPI	S	Opponent	Score	RPI	S	Opponent	Score
24	A	TCU	65 80	34	H	Arkansas	70 86	54	N	Middle Tenn.	50 73	139	H	Florida	63 83
				36	H	Old Dominion	77 89	63	A	Vanderbilt	55 77	157	A	UAB	75 80
				38	N	Drake	82 83	67	H	Alabama	48 75	182	H	Bethune-Cookman	74 56
								86	A	Georgia	50 61	184	H	Saint Joseph's	66 62
								91	N	Dayton	76 74	246	A	South Alabama	82 62
												296	H	Wofford	84 82
												306	H	Jacksonville St.	62 53
LAST 10 Division I															
				86	A	Georgia	50 61	306	H	Jacksonville St.	62 53				
				67	H	Alabama	48 75	182	H	Bethune-Cookman	74 56				
				139	H	Florida	63 83	24	A	TCU	65 80				
				34	H	Arkansas	70 86	246	A	South Alabama	82 62				
				63	A	Vanderbilt	55 77	38	N	Drake	82 83				

Non-Div I Games:

Auburn

■ Loss, 
 ■ Non-Conf, 
 S Site, 
 ■ Home 
 ■ Away 
 N Neutral

Average RPI Win:	256	WON-LOST	WINNING	LAST 10	STRENGTH OF	OPP. STRENGTH	TEAM	ADJ.	CONF.	ADJ CONF.
Average RPI Loss:	111	RECORD	PCT. RANK	GAMES	SCHEDULE	OF SCHEDULE	RPI	RPI	RPI	RPI
DIV. I ONLY	8- 7	159	5-5	190	307	151	151	18	18	
DIV. I NON-CONF.	7- 2	56	4-0	271	289	85	85	21	21	
TOTALS	RPI 1-25	RPI 26-50	W-L RECORDS	RPI 51-100	RPI 101-150	RPI 150+				
8- 7	0- 1	0- 0	OVERALL	1- 2	0- 2	7- 2				
2- 2	0- 0	0- 0	HOME	1- 1	0- 0	1- 1				
5- 5	0- 1	0- 0	AWAY	0- 1	0- 2	5- 1				
1- 0	0- 0	0- 0	NEUTRAL	0- 0	0- 0	1- 0				
7- 2	0- 1	0- 0	NON-CONFERENCE	1- 0	0- 1	6- 0				
2- 0	0- 0	0- 0	HOME	1- 0	0- 0	1- 0				
4- 2	0- 1	0- 0	AWAY	0- 0	0- 1	4- 0				
1- 0	0- 0	0- 0	NEUTRAL	0- 0	0- 0	1- 0				
1- 5	0- 0	0- 0	CONFERENCE	0- 2	0- 1	1- 2				
0- 2	0- 0	0- 0	HOME	0- 1	0- 0	0- 1				
1- 3	0- 0	0- 0	AWAY	0- 1	0- 1	1- 1				
0- 0	0- 0	0- 0	NEUTRAL	0- 0	0- 0	0- 0				

RPI 1-25				RPI 26-50				RPI 51-100				RPI 101+ Team's RPI: 151			
RPI	S	Opponent	Score	RPI	S	Opponent	Score	RPI	S	Opponent	Score	RPI	S	Opponent	Score
20	A	Kentucky	52 81					68	A	UT Martin	61 65	136	A	Illinois	62 76
								68	H	UT Martin	61 69	142	A	Tennessee Tech	49 58
								78	H	Illinois St.	77 72	171	A	Southeast Mo. St.	43 81
												171	H	Southeast Mo. St.	66 79
												199	N	Binghamton	80 63
												203	A	Chattanooga	50 49
												275	A	Alabama A&M	67 61
												306	A	Jacksonville St.	63 57
												307	A	FIU	58 56
												326	H	Evansville	80 64
												351	A	Mississippi Val.	100 82
LAST 10 Division I															
68	A	UT Martin	61 65	171	H	Southeast Mo. St.	66 79								
171	A	Southeast Mo. St.	43 81	78	H	Illinois St.	77 72								
306	A	Jacksonville St.	63 57	307	A	FIU	58 56								
142	A	Tennessee Tech	49 58	199	N	Binghamton	80 63								
68	H	UT Martin	61 69	275	A	Alabama A&M	67 61								

Non-Div I Games: Christian Bros. 82 62 Ky. Wesleyan 103 70

Austin Peay

■ Loss, 
 ■ Non-Conf, 
 ■ S Site, 
 ■ H Home 
 ■ A Away 
 N Neutral

Average RPI Win:	202	WON-LOST	WINNING	LAST 10	STRENGTH OF	OPP. STRENGTH	TEAM	ADJ.	CONF.	ADJ CONF.
Average RPI Loss:	65	RECORD	PCT. RANK	GAMES	SCHEDULE	OF SCHEDULE	RPI	RPI	RPI	RPI
DIV. I ONLY	9- 7	140	7-3	41	115	69	69	11	11	
DIV. I NON-CONF.	4- 5	195	2-1	33	104	97	97	11	11	
TOTALS	RPI 1-25	RPI 26-50	W-L RECORDS	RPI 51-100	RPI 101-150	RPI 150+				
9- 7	0- 2	0- 1	OVERALL	1- 2	1- 2	7- 0				
3- 3	0- 1	0- 0	HOME	0- 0	0- 2	3- 0				
5- 3	0- 0	0- 1	AWAY	1- 2	1- 0	3- 0				
1- 1	0- 1	0- 0	NEUTRAL	0- 0	0- 0	1- 0				
4- 5	0- 1	0- 1	NON-CONFERENCE	1- 2	0- 1	3- 0				
2- 1	0- 0	0- 0	HOME	0- 0	0- 1	2- 0				
1- 3	0- 0	0- 1	AWAY	1- 2	0- 0	0- 0				
1- 1	0- 1	0- 0	NEUTRAL	0- 0	0- 0	1- 0				
5- 2	0- 1	0- 0	CONFERENCE	0- 0	1- 1	4- 0				
1- 2	0- 1	0- 0	HOME	0- 0	0- 1	1- 0				
4- 0	0- 0	0- 0	AWAY	0- 0	1- 0	3- 0				
0- 0	0- 0	0- 0	NEUTRAL	0- 0	0- 0	0- 0				

RPI 1-25				RPI 26-50				RPI 51-100				Team's RPI: 69	RPI 101+			
RPI	S	Opponent	Score	RPI	S	Opponent	Score	RPI	S	Opponent	Score		RPI	S	Opponent	Score
9	H	Gonzaga	43 55	27	A	Arizona St.	52 60	73	A	Washington St.	50 67		111	H	Utah	73 77
10	N	Oregon St.	34 65					94	A	Fresno St.	71 65		117	A	Pacific	76 66
								97	A	Boise St.	55 66		127	H	Portland	48 57
													155	N	San Jose St.	75 56
													156	H	San Diego	52 36
													169	A	Saint Mary's (CA)	65 55
													258	A	LMU (CA)	59 44
													262	A	Pepperdine	65 47
													287	H	Utah St.	67 50
													321	H	Utah Valley	71 57
LAST 10 Division I																
169	A	Saint Mary's (CA)	65 55	262	A	Pepperdine	65 47									
117	A	Pacific	76 66	258	A	LMU (CA)	59 44									
156	H	San Diego	52 36	10	N	Oregon St.	34 65									
127	H	Portland	48 57	155	N	San Jose St.	75 56									
9	H	Gonzaga	43 55	321	H	Utah Valley	71 57									

Non-Div I Games: Tex. A&amp;M-Kingsville90 38

BYU

■ Loss, 
 ■ Non-Conf, 
 ■ S Site, 
 ■ H Home 
 ■ A Away 
 N Neutral

Average RPI Win:	180	WON-LOST	WINNING	LAST 10	STRENGTH OF	OPP. STRENGTH	TEAM	ADJ.	CONF.	ADJ CONF.
Average RPI Loss:	74	RECORD	PCT. RANK	GAMES	SCHEDULE	OF SCHEDULE	RPI	RPI	RPI	RPI
DIV. I ONLY	10- 6	104	6-4	128	85	81	81	10	10	
DIV. I NON-CONF.	7- 4	100	3-2	174	88	100	100	10	10	
TOTALS	RPI 1-25	RPI 26-50	W-L RECORDS	RPI 51-100	RPI 101-150	RPI 150+				
10- 6	0- 1	0- 1	OVERALL	1- 2	3- 2	6- 0				
4- 1	0- 0	0- 1	HOME	0- 0	2- 0	2- 0				
3- 4	0- 1	0- 0	AWAY	0- 2	0- 1	3- 0				
3- 1	0- 0	0- 0	NEUTRAL	1- 0	1- 1	1- 0				
7- 4	0- 0	0- 1	NON-CONFERENCE	1- 1	2- 2	4- 0				
2- 1	0- 0	0- 1	HOME	0- 0	1- 0	1- 0				
2- 2	0- 0	0- 0	AWAY	0- 1	0- 1	2- 0				
3- 1	0- 0	0- 0	NEUTRAL	1- 0	1- 1	1- 0				
3- 2	0- 1	0- 0	CONFERENCE	0- 1	1- 0	2- 0				
2- 0	0- 0	0- 0	HOME	0- 0	1- 0	1- 0				
1- 2	0- 1	0- 0	AWAY	0- 1	0- 0	1- 0				
0- 0	0- 0	0- 0	NEUTRAL	0- 0	0- 0	0- 0				

RPI 1-25				RPI 26-50				RPI 51-100				RPI 101+			
RPI	S	Opponent	Score	RPI	S	Opponent	Score	RPI	S	Opponent	Score	RPI	S	Opponent	Score
23	A	Central Mich.	39 66	33	H	Western Ky.	86 91	56	A	IUPUI	48 65	104	H	Kent St.	66 62
								76	A	Ohio	71 79	110	N	Providence	52 51
								100	N	Lehigh	54 52	113	H	Butler	74 70
												123	A	Cincinnati	56 63
												135	N	Wisconsin	56 67
												174	H	Eastern Mich.	59 54
												180	A	New Mexico	70 57
												214	A	Bowling Green	86 80
												218	H	Xavier	70 49
												258	N	LMU (CA)	77 72
												329	A	Purdue Fort Wayne	83 52
LAST 10 Division I															
76	A	Ohio	71 79	180	A	New Mexico	70 57								
23	A	Central Mich.	39 66	110	N	Providence	52 51								
174	H	Eastern Mich.	59 54	258	N	LMU (CA)	77 72								
214	A	Bowling Green	86 80	33	H	Western Ky.	86 91								
104	H	Kent St.	66 62	135	N	Wisconsin	56 67								

Non-Div I Games: Urbana 84 49

Ball St.

Average RPI Win:	137	WON-LOST	WINNING	LAST 10	STRENGTH OF	OPP. STRENGTH	TEAM	ADJ.	CONF.	ADJ CONF.
Average RPI Loss:	2	RECORD	PCT. RANK	GAMES	SCHEDULE	OF SCHEDULE	RPI	RPI	RPI	RPI
DIV. I ONLY	15- 1	8	9-1	59	9	11	11	3	3	
DIV. I NON-CONF.	11- 1	13	5-1	146	17	26	26	4	4	
TOTALS	RPI 1-25	RPI 26-50	W-L RECORDS	RPI 51-100	RPI 101-150	RPI 150+				
15- 1	2- 1	3- 0	OVERALL	3- 0	1- 0	6- 0				
10- 0	0- 0	2- 0	HOME	1- 0	1- 0	6- 0				
3- 0	1- 0	1- 0	AWAY	1- 0	0- 0	0- 0				
2- 1	1- 1	0- 0	NEUTRAL	1- 0	0- 0	0- 0				
11- 1	2- 1	0- 0	NON-CONFERENCE	2- 0	1- 0	6- 0				
8- 0	0- 0	0- 0	HOME	1- 0	1- 0	6- 0				
1- 0	1- 0	0- 0	AWAY	0- 0	0- 0	0- 0				
2- 1	1- 1	0- 0	NEUTRAL	1- 0	0- 0	0- 0				
4- 0	0- 0	3- 0	CONFERENCE	1- 0	0- 0	0- 0				
2- 0	0- 0	2- 0	HOME	0- 0	0- 0	0- 0				
2- 0	0- 0	1- 0	AWAY	1- 0	0- 0	0- 0				
0- 0	0- 0	0- 0	NEUTRAL	0- 0	0- 0	0- 0				

RPI 1-25				RPI 26-50				RPI 51-100				RPI 101+			
RPI	S	Opponent	Score	RPI	S	Opponent	Score	RPI	S	Opponent	Score	RPI	S	Opponent	Score
2	N	South Carolina	59 74	26	A	Oklahoma	77 56	70	A	Kansas	90 47	102	H	South Fla.	58 46
4	A	UConn	74 58	28	H	West Virginia	91 51	73	N	Washington St.	89 66	195	H	Lamar University	90 28
12	N	Indiana	77 62	44	H	Oklahoma St.	94 48	86	H	Georgia	72 38	234	H	Arkansas St.	111 43
												266	H	Morehead St.	94 47
												280	H	New Hampshire	97 29
												298	H	Houston Baptist	112 42
												337	H	Grambling	120 46
LAST 10 Division I															
28	H	West Virginia	91 51	266	H	Morehead St.	94 47	234	H	Arkansas St.	111 43	86	H	Georgia	72 38
70	A	Kansas	90 47	44	H	Oklahoma St.	94 48	2	N	South Carolina	59 74	12	N	Indiana	77 62
4	A	UConn	74 58	26	A	Oklahoma	77 56								

Non-Div I Games:

Baylor

■ Loss, 
 ■ Non-Conf, S Site, 
 ■ Home 
 ■ Away 
 N Neutral

# Belmont

Through Games Of Jan. 21, 2020

Average RPI Win:	206	WON-LOST	WINNING	LAST 10	STRENGTH OF	OPP. STRENGTH	TEAM	ADJ.	CONF.	ADJ CONF.
Average RPI Loss:	54	RECORD	PCT. RANK	GAMES	SCHEDULE	OF SCHEDULE	RPI	RPI	RPI	RPI
DIV. I ONLY	10- 7	124	7-3	74	110	84	84	18	18	
DIV. I NON-CONF.	5- 6	187	2-2	41	12	88	88	21	21	
TOTALS	RPI 1-25	RPI 26-50	W-L RECORDS	RPI 51-100	RPI 101-150	RPI 150+				
10- 7	0- 1	0- 4	OVERALL	2- 1	0- 0	8- 1				
8- 0	0- 0	0- 0	HOME	2- 0	0- 0	6- 0				
2- 5	0- 0	0- 3	AWAY	0- 1	0- 0	2- 1				
0- 2	0- 1	0- 1	NEUTRAL	0- 0	0- 0	0- 0				
5- 6	0- 1	0- 4	NON-CONFERENCE	2- 0	0- 0	3- 1				
4- 0	0- 0	0- 0	HOME	2- 0	0- 0	2- 0				
1- 4	0- 0	0- 3	AWAY	0- 0	0- 0	1- 1				
0- 2	0- 1	0- 1	NEUTRAL	0- 0	0- 0	0- 0				
5- 1	0- 0	0- 0	CONFERENCE	0- 1	0- 0	5- 0				
4- 0	0- 0	0- 0	HOME	0- 0	0- 0	4- 0				
1- 1	0- 0	0- 0	AWAY	0- 1	0- 0	1- 0				
0- 0	0- 0	0- 0	NEUTRAL	0- 0	0- 0	0- 0				

RPI 1-25				RPI 26-50				RPI 51-100				Team's RPI: 84	RPI 101+			
RPI	S	Opponent	Score	RPI	S	Opponent	Score	RPI	S	Opponent	Score		RPI	S	Opponent	Score
16	N	Maryland	26 90	30	N	Virginia Tech	58 60	54	H	Middle Tenn.	68 57		160	A	Toledo	48 53
				33	A	Western Ky.	46 77	61	H	UCF	72 37		171	A	Southeast Mo. St.	57 45
				34	A	Arkansas	60 91	68	A	UT Martin	57 74		203	H	Chattanooga	63 50
				39	A	Marquette	51 53						224	H	Northern Ky.	62 45
													249	H	Eastern Ill.	69 45
													251	A	Lipscomb	69 68
													260	H	Eastern Ky.	68 48
													266	H	Morehead St.	71 62
													324	H	SIUE	69 48
LAST 10 Division I																
				266	H	Morehead St.	71 62						324	H	SIUE	69 48
				260	H	Eastern Ky.	68 48						39	A	Marquette	51 53
				68	A	UT Martin	57 74						54	H	Middle Tenn.	68 57
				171	A	Southeast Mo. St.	57 45						251	A	Lipscomb	69 68
				249	H	Eastern Ill.	69 45						160	A	Toledo	48 53

Non-Div I Games:

Belmont

Loss, Non-Conf, S Site, H Home A Away N Neutral

## Bethune-Cookman

Through Games Of Jan. 21, 2020

Average RPI Win:	282	WON-LOST	WINNING	LAST 10	STRENGTH OF	OPP. STRENGTH	TEAM	ADJ.	CONF.	ADJ CONF.
Average RPI Loss:	97	RECORD	PCT. RANK	GAMES	SCHEDULE	OF SCHEDULE	RPI	RPI	RPI	RPI
DIV. I ONLY	10- 5	72	6-4	324	205	182	182	30	30	
DIV. I NON-CONF.	6- 4	122	2-3	300	126	172	172	31	31	
TOTALS	RPI 1-25	RPI 26-50	W-L RECORDS	RPI 51-100	RPI 101-150	RPI 150+				
10- 5	0- 1	0- 0	OVERALL	0- 2	0- 1	10- 1				
4- 2	0- 1	0- 0	HOME	0- 1	0- 0	4- 0				
5- 3	0- 0	0- 0	AWAY	0- 1	0- 1	5- 1				
1- 0	0- 0	0- 0	NEUTRAL	0- 0	0- 0	1- 0				
6- 4	0- 1	0- 0	NON-CONFERENCE	0- 2	0- 1	6- 0				
1- 2	0- 1	0- 0	HOME	0- 1	0- 0	1- 0				
4- 2	0- 0	0- 0	AWAY	0- 1	0- 1	4- 0				
1- 0	0- 0	0- 0	NEUTRAL	0- 0	0- 0	1- 0				
4- 1	0- 0	0- 0	CONFERENCE	0- 0	0- 0	4- 1				
3- 0	0- 0	0- 0	HOME	0- 0	0- 0	3- 0				
1- 1	0- 0	0- 0	AWAY	0- 0	0- 0	1- 1				
0- 0	0- 0	0- 0	NEUTRAL	0- 0	0- 0	0- 0				

RPI 1-25				RPI 26-50				RPI 51-100				RPI 101+ Team's RPI: 182			
RPI	S	Opponent	Score	RPI	S	Opponent	Score	RPI	S	Opponent	Score	RPI	S	Opponent	Score
23	H	Central Mich.	67 92					67	A	Alabama	49 60	149	A	Auburn	56 74
								71	H	Troy	62 68	173	A	Norfolk St.	51 61
												229	A	Stetson	59 55
												232	A	Howard	75 59
												236	A	Jacksonville	53 52
												267	H	Morgan St.	74 65
												268	N	Appalachian St.	61 44
												294	H	Ga. Southern	75 57
												307	A	FIU	65 60
												313	H	N.C. Central	73 52
												333	A	Charleston So.	81 41
												343	H	Coppin St.	82 51
LAST 10 Division I															
313	H	N.C. Central	73 52	23	H	Central Mich.	67 92	229	A	Stetson	59 55	268	N	Appalachian St.	61 44
267	H	Morgan St.	74 65	67	A	Alabama	49 60	149	A	Auburn	56 74				
343	H	Coppin St.	82 51												
232	A	Howard	75 59												
173	A	Norfolk St.	51 61												

Non-Div I Games: Edward Waters 79 46 Palm Beach Atl. 68 45

Bethune-Cookman

Loss, Non-Conf, S Site, H Home A Away N Neutral



Binghamton

Through Games Of Jan. 21, 2020

Average RPI Win:	267	WON-LOST	WINNING	LAST 10	STRENGTH OF	OPP. STRENGTH	TEAM	ADJ.	CONF.	ADJ CONF.
Average RPI Loss:	200	RECORD	PCT. RANK	GAMES	SCHEDULE	OF SCHEDULE	RPI	RPI	RPI	RPI
DIV. I ONLY	12- 5	66	5-5	344	223	199	199	28	28	
DIV. I NON-CONF.	10- 2	30	3-2	335	211	133	133	27	27	
TOTALS	RPI 1-25	RPI 26-50	W-L RECORDS	RPI 51-100	RPI 101-150	RPI 150+				
12- 5	0- 0	0- 0	OVERALL	0- 1	0- 0	12- 4				
6- 1	0- 0	0- 0	HOME	0- 0	0- 0	6- 1				
5- 3	0- 0	0- 0	AWAY	0- 1	0- 0	5- 2				
1- 1	0- 0	0- 0	NEUTRAL	0- 0	0- 0	1- 1				
10- 2	0- 0	0- 0	NON-CONFERENCE	0- 1	0- 0	10- 1				
5- 0	0- 0	0- 0	HOME	0- 0	0- 0	5- 0				
4- 1	0- 0	0- 0	AWAY	0- 1	0- 0	4- 0				
1- 1	0- 0	0- 0	NEUTRAL	0- 0	0- 0	1- 1				
2- 3	0- 0	0- 0	CONFERENCE	0- 0	0- 0	2- 3				
1- 1	0- 0	0- 0	HOME	0- 0	0- 0	1- 1				
1- 2	0- 0	0- 0	AWAY	0- 0	0- 0	1- 2				
0- 0	0- 0	0- 0	NEUTRAL	0- 0	0- 0	0- 0				

RPI 1-25			RPI 26-50			RPI 51-100			RPI 101+ Team's RPI: 199		
RPI	S	Opponent	Score	RPI	S	Opponent	Score	RPI	S	Opponent	Score
						53 A Miami (FL)	56 79	151 N		Austin Peay	63 80
								154 A		Cornell	59 56
								174 H		Eastern Mich.	78 67
								216 H		Niagara	74 55
								223 H		UMass Lowell	56 66
								238 H		Lafayette	74 64
								252 H		Maine	73 63
								255 A		Vermont	62 65
								261 A		Delaware St.	75 66
								281 H		St. Bonaventure	78 67
								308 A		Siena	89 62
								316 A		UMBC	61 43
								320 A		Albany (NY)	53 56
								328 H		NJIT	75 40
								336 A		Fairleigh Dickinson	60 48
								337 N		Grambling	88 67
LAST 10 Division I											
252 H		Maine	73 63	328 H		NJIT	75 40				
255 A		Vermont	62 65	337 N		Grambling	88 67				
223 H		UMass Lowell	56 66	151 N		Austin Peay	63 80				
316 A		UMBC	61 43	53 A		Miami (FL)	56 79				
320 A		Albany (NY)	53 56	154 A		Cornell	59 56				

Non-Div I Games: Bloomsburg 70 45

Binghamton

Loss, Non-Conf, S Site, H Home A Away N Neutral

Average RPI Win:	239	WON-LOST	WINNING	LAST 10	STRENGTH OF	OPP. STRENGTH	TEAM	ADJ.	CONF.	ADJ CONF.
Average RPI Loss:	85	RECORD	PCT. RANK	GAMES	SCHEDULE	OF SCHEDULE	RPI	RPI	RPI	RPI
DIV. I ONLY	12- 6	72	8-2	166	129	97	97	17	17	
DIV. I NON-CONF.	6- 4	122	3-0	54	34	72	72	24	24	
TOTALS	RPI 1-25	RPI 26-50	W-L RECORDS	RPI 51-100	RPI 101-150	RPI 150+				
12- 6	0- 3	0- 0	OVERALL	1- 1	0- 0	11- 2				
8- 2	0- 1	0- 0	HOME	1- 1	0- 0	7- 0				
4- 4	0- 2	0- 0	AWAY	0- 0	0- 0	4- 2				
0- 0	0- 0	0- 0	NEUTRAL	0- 0	0- 0	0- 0				
6- 4	0- 3	0- 0	NON-CONFERENCE	1- 1	0- 0	5- 0				
4- 2	0- 1	0- 0	HOME	1- 1	0- 0	3- 0				
2- 2	0- 2	0- 0	AWAY	0- 0	0- 0	2- 0				
0- 0	0- 0	0- 0	NEUTRAL	0- 0	0- 0	0- 0				
6- 2	0- 0	0- 0	CONFERENCE	0- 0	0- 0	6- 2				
4- 0	0- 0	0- 0	HOME	0- 0	0- 0	4- 0				
2- 2	0- 0	0- 0	AWAY	0- 0	0- 0	2- 2				
0- 0	0- 0	0- 0	NEUTRAL	0- 0	0- 0	0- 0				

RPI 1-25				RPI 26-50				RPI 51-100 Team's RPI: 97				RPI 101+			
RPI	S	Opponent	Score	RPI	S	Opponent	Score	RPI	S	Opponent	Score	RPI	S	Opponent	Score
1	A	Louisville	82 98					69	H	BYU	66 55	157	A	UAB	83 81
3	H	Missouri St.	69 72					73	H	Washington St.	68 80	170	H	Portland St.	82 57
24	A	TCU	65 77									180	H	New Mexico	83 82
												194	A	UNLV	65 66
												217	A	Wyoming	68 73
												257	A	Colorado St.	72 69
												262	H	Pepperdine	76 74
												273	H	San Diego St.	86 72
												287	A	Utah St.	65 59
												288	H	Nevada	54 40
												289	A	Eastern Wash.	63 61
												309	H	Air Force	70 61
												321	H	Utah Valley	77 69
LAST 10 Division I															
287	A	Utah St.	65 59	217	A	Wyoming	68 73								
309	H	Air Force	70 61	262	H	Pepperdine	76 74								
273	H	San Diego St.	86 72	289	A	Eastern Wash.	63 61								
194	A	UNLV	65 66	69	H	BYU	66 55								
288	H	Nevada	54 40	257	A	Colorado St.	72 69								

Non-Div I Games: Lewis-Clark St. 88 34 Western Ore. 75 32

Boise St.

Loss, Non-Conf, S Site, H Home A Away N Neutral

Average RPI Win:	185	WON-LOST	WINNING	LAST 10	STRENGTH OF	OPP. STRENGTH	TEAM	ADJ.	CONF.	ADJ CONF.
Average RPI Loss:	53	RECORD	PCT. RANK	GAMES	SCHEDULE	OF SCHEDULE	RPI	RPI	RPI	RPI
DIV. I ONLY	10- 8	149	5-5	67	30	82	82	5	5	
DIV. I NON-CONF.	7- 4	100	2-1	98	126	75	75	3	3	
TOTALS	RPI 1-25	RPI 26-50	W-L RECORDS	RPI 51-100	RPI 101-150	RPI 150+				
10- 8	0- 3	1- 2	OVERALL	0- 1	4- 2	5- 0				
5- 3	0- 2	0- 1	HOME	0- 0	2- 0	3- 0				
4- 4	0- 1	1- 1	AWAY	0- 0	1- 2	2- 0				
1- 1	0- 0	0- 0	NEUTRAL	0- 1	1- 0	0- 0				
7- 4	0- 1	0- 0	NON-CONFERENCE	0- 1	3- 2	4- 0				
5- 0	0- 0	0- 0	HOME	0- 0	2- 0	3- 0				
1- 3	0- 1	0- 0	AWAY	0- 0	0- 2	1- 0				
1- 1	0- 0	0- 0	NEUTRAL	0- 1	1- 0	0- 0				
3- 4	0- 2	1- 2	CONFERENCE	0- 0	1- 0	1- 0				
0- 3	0- 2	0- 1	HOME	0- 0	0- 0	0- 0				
3- 1	0- 0	1- 1	AWAY	0- 0	1- 0	1- 0				
0- 0	0- 0	0- 0	NEUTRAL	0- 0	0- 0	0- 0				

RPI 1-25				RPI 26-50				RPI 51-100				Team's RPI: 82	RPI 101+			
RPI	S	Opponent	Score	RPI	S	Opponent	Score	RPI	S	Opponent	Score		RPI	S	Opponent	Score
1	H	Louisville	70 81	37	H	Virginia	52 69	62	N	Charlotte	68 84		110	A	Providence	60 76
15	H	NC State	54 72	41	A	Georgia Tech	55 48						115	A	Notre Dame	75 65
17	A	Northwestern	63 66	48	A	Duke	73 85						126	N	Tulane	89 76
													133	A	Holy Cross	71 80
													138	H	VCU	87 52
													145	H	Rhode Island	66 55
													196	A	Boston U.	88 57
													223	H	UMass Lowell	89 46
													261	H	Delaware St.	109 69
													300	A	Pittsburgh	79 70
													305	H	St. Francis Brooklyn	106 69
LAST 10 Division I																
41	A	Georgia Tech	55 48	15	H	NC State	54 72									
1	H	Louisville	70 81	261	H	Delaware St.	109 69									
37	H	Virginia	52 69	196	A	Boston U.	88 57									
115	A	Notre Dame	75 65	48	A	Duke	73 85									
300	A	Pittsburgh	79 70	17	A	Northwestern	63 66									

Non-Div I Games:

Boston College

■ Loss, 
 ■ Non-Conf, S Site, 
 ■ Home 
 ■ Away 
 N Neutral








































RPI 1-25				RPI 26-50				RPI 51-100				RPI 101+				Team's RPI: 196	
RPI	S	Opponent	Score	RPI	S	Opponent	Score	RPI	S	Opponent	Score	RPI	S	Opponent	Score		
								77	H	Marist	75 89	118	H	Massachusetts	45 58		
								82	H	Boston College	57 88	137	H	Northeastern	72 56		
								92	H	Colgate	61 70	146	H	Harvard	39 66		
								98	A	California	62 73	152	H	Dartmouth	74 56		
								100	A	Lehigh	34 51	193	H	American	59 44		
												221	A	UC Davis	68 75		
												238	A	Lafayette	57 59		
												252	A	Maine	62 49		
												263	A	Army West Point	72 66		
												278	H	Loyola Maryland	44 42		
												280	A	New Hampshire	78 64		
												320	A	Albany (NY)	60 58		
LAST 10 Division I																	
				92	H	Colgate	61 70	238	A	Lafayette	57 59						
				278	H	Loyola Maryland	44 42	137	H	Northeastern	72 56						
				263	A	Army West Point	72 66	152	H	Dartmouth	74 56						
				100	A	Lehigh	34 51	82	H	Boston College	57 88						
				193	H	American	59 44	118	H	Massachusetts	45 58						

Boston U.

## Bowling Green





Through Games Of Jan. 21, 2020

Average RPI Win: <b>257</b>	WON-LOST	WINNING	LAST 10	STRENGTH OF	OPP. STRENGTH	TEAM	ADJ.	CONF.	ADJ CONF.
Average RPI Loss: <b>142</b>	RECORD	PCT. RANK	GAMES	SCHEDULE	OF SCHEDULE	RPI	RPI	RPI	RPI
DIV. I ONLY	5- 10	260	3-7	143	220	214	214	10	10
DIV. I NON-CONF.	5- 5	164	3-2	193	266	159	159	10	10
TOTALS	RPI 1-25	RPI 26-50	W-L RECORDS	RPI 51-100	RPI 101-150	RPI 150+			
5- 10	0- 0	0- 1	OVERALL	0- 3	0- 0	5- 6			
2- 2	0- 0	0- 0	HOME	0- 1	0- 0	2- 1			
2- 6	0- 0	0- 1	AWAY	0- 2	0- 0	2- 3			
1- 2	0- 0	0- 0	NEUTRAL	0- 0	0- 0	1- 2			
5- 5	0- 0	0- 1	NON-CONFERENCE	0- 1	0- 0	5- 3			
2- 0	0- 0	0- 0	HOME	0- 0	0- 0	2- 0			
2- 3	0- 0	0- 1	AWAY	0- 1	0- 0	2- 1			
1- 2	0- 0	0- 0	NEUTRAL	0- 0	0- 0	1- 2			
0- 5	0- 0	0- 0	CONFERENCE	0- 2	0- 0	0- 3			
0- 2	0- 0	0- 0	HOME	0- 1	0- 0	0- 1			
0- 3	0- 0	0- 0	AWAY	0- 1	0- 0	0- 2			
0- 0	0- 0	0- 0	NEUTRAL	0- 0	0- 0	0- 0			

RPI 1-25	RPI 26-50	RPI 51-100	RPI 101+	Team's RPI: 214
RPI S Opponent Score	RPI S Opponent Score	RPI S Opponent Score	RPI S Opponent Score	
	32   Purdue 74  81	79  Buffalo 59  65	160  Toledo 72  79	
		81  Ball St. 80  86	174  Eastern Mich. 61  78	
		96  Loyola Chicago 76  84	183  Valparaiso 90  95	
			185 N Green Bay 54  73	
			187  Cleveland St. 89 62	
			198  Akron 73  76	
			231 N San Francisco 56  64	
			247  Marshall 82 69	
			266  Morehead St. 79 65	
			285  Milwaukee 63 51	
			301 N California Baptist 98 60	
LAST 10 Division I				
160  Toledo 72  79	32  Purdue 74  81			
79  Buffalo 59  65	96  Loyola Chicago 76  84			
198  Akron 73  76	285  Milwaukee 63 51			
81  Ball St. 80  86	247  Marshall 82 69			
174  Eastern Mich. 61  78	301 N California Baptist 98 60			

Non-Div I Games: Davis &amp; Elkins 91 52 Notre Dame (OH) 88 54

Bowling Green

 Loss,  Non-Conf, S Site,  Home  Away N Neutral

BradleyB  
r  
a  
d  
l  
e  
y

Bradley

Page 30

Average RPI Win:	291	WON-LOST	WINNING	LAST 10	STRENGTH OF	OPP. STRENGTH	TEAM	ADJ.	CONF.	ADJ CONF.
Average RPI Loss:	165	RECORD	PCT. RANK	GAMES	SCHEDULE	OF SCHEDULE	RPI	RPI	RPI	RPI
DIV. I ONLY	6- 8	217	4-6	265	314	228	228	8	8	
DIV. I NON-CONF.	6- 7	182	4-5	296	331	245	245	8	8	
TOTALS	RPI 1-25	RPI 26-50	W-L RECORDS	RPI 51-100	RPI 101-150	RPI 150+				
6- 8	0- 0	0- 1	OVERALL	0- 0	0- 4	6- 3				
1- 3	0- 0	0- 0	HOME	0- 0	0- 1	1- 2				
5- 4	0- 0	0- 1	AWAY	0- 0	0- 2	5- 1				
0- 1	0- 0	0- 0	NEUTRAL	0- 0	0- 1	0- 0				
6- 7	0- 0	0- 0	NON-CONFERENCE	0- 0	0- 4	6- 3				
1- 3	0- 0	0- 0	HOME	0- 0	0- 1	1- 2				
5- 3	0- 0	0- 0	AWAY	0- 0	0- 2	5- 1				
0- 1	0- 0	0- 0	NEUTRAL	0- 0	0- 1	0- 0				
0- 1	0- 0	0- 1	CONFERENCE	0- 0	0- 0	0- 0				
0- 0	0- 0	0- 0	HOME	0- 0	0- 0	0- 0				
0- 1	0- 0	0- 1	AWAY	0- 0	0- 0	0- 0				
0- 0	0- 0	0- 0	NEUTRAL	0- 0	0- 0	0- 0				

RPI S	Opponent	Score	RPI S	Opponent	Score	RPI S	Opponent	Score	RPI S	Opponent	Score	Team's RPI: 228
			45 A Yale		72 79				102 A South Fla.		60 70	
									118 A Massachusetts		42 95	
									133 H Holy Cross		71 83	
									145 N Rhode Island		44 89	
									164 H Merrimack		57 72	
									244 A Fairfield		58 44	
									252 H Maine		76 70	
									280 A New Hampshire		76 68	
									290 A Longwood		76 86	
									307 A FIU		72 57	
									319 A Bryant		56 50	
									319 H Bryant		44 45	
									345 A Central Conn. St.		83 73	
LAST 10 Division I												
45 A Yale		72 79	145 N Rhode Island		44 89							
102 A South Fla.		60 70	133 H Holy Cross		71 83							
307 A FIU		72 57	164 H Merrimack		57 72							
244 A Fairfield		58 44	280 A New Hampshire		76 68							
319 A Bryant		56 50	118 A Massachusetts		42 95							

Non-Div I Games:

Brown

Average RPI Win:	308	WON-LOST	WINNING	LAST 10	STRENGTH OF	OPP. STRENGTH	TEAM	ADJ.	CONF.	ADJ CONF.
Average RPI Loss:	190	RECORD	PCT. RANK	GAMES	SCHEDULE	OF SCHEDULE	RPI	RPI	RPI	RPI
DIV. I ONLY	4- 12	292	3-7	291	327	319	319	29	29	
DIV. I NON-CONF.	2- 9	304	1-4	276	278	326	326	30	30	
TOTALS	RPI 1-25	RPI 26-50	W-L RECORDS	RPI 51-100	RPI 101-150	RPI 150+				
4- 12	0- 0	0- 0	OVERALL	0- 1	0- 3	4- 8				
2- 6	0- 0	0- 0	HOME	0- 0	0- 1	2- 5				
2- 6	0- 0	0- 0	AWAY	0- 1	0- 2	2- 3				
0- 0	0- 0	0- 0	NEUTRAL	0- 0	0- 0	0- 0				
2- 9	0- 0	0- 0	NON-CONFERENCE	0- 1	0- 3	2- 5				
1- 4	0- 0	0- 0	HOME	0- 0	0- 1	1- 3				
1- 5	0- 0	0- 0	AWAY	0- 1	0- 2	1- 2				
0- 0	0- 0	0- 0	NEUTRAL	0- 0	0- 0	0- 0				
2- 3	0- 0	0- 0	CONFERENCE	0- 0	0- 0	2- 3				
1- 2	0- 0	0- 0	HOME	0- 0	0- 0	1- 2				
1- 1	0- 0	0- 0	AWAY	0- 0	0- 0	1- 1				
0- 0	0- 0	0- 0	NEUTRAL	0- 0	0- 0	0- 0				

RPI 1-25				RPI 26-50				RPI 51-100				RPI 101+ Team's RPI: 319					
RPI	S	Opponent	Score	RPI	S	Opponent	Score	RPI	S	Opponent	Score	RPI	S	Opponent	Score		
								55	A	Minnesota	56	101	110	H	Providence	32	76
													133	A	Holy Cross	75	87
													136	A	Illinois	55	69
													164	A	Merrimack	66	78
													212	H	Mt. St. Mary's	70	76
													223	H	UMass Lowell	35	55
													226	H	Saint Francis (PA)	60	63
													228	A	Brown	45	44
													228	H	Brown	50	56
													255	A	Vermont	66	71
													263	A	Army West Point	75	81
													280	H	New Hampshire	56	68
													320	H	Albany (NY)	68	55
													336	A	Fairleigh Dickinson	57	45
													348	H	LIU Brooklyn	57	53
LAST 10 Division I																	
				348	H	LIU Brooklyn	57	53		263	A	Army West Point	75	81			
				212	H	Mt. St. Mary's	70	76		320	H	Albany (NY)	68	55			
				164	A	Merrimack	66	78		228	H	Brown	50	56			
				336	A	Fairleigh Dickinson	57	45		110	H	Providence	32	76			
				226	H	Saint Francis (PA)	60	63		223	H	UMass Lowell	35	55			

Non-Div I Games:

Bryant

■ Loss, 
 ■ Non-Conf, 
 S Site, 
 ■ Home 
 ■ Away 
 N Neutral



Average RPI Win:	204	WON-LOST	WINNING	LAST 10	STRENGTH OF	OPP. STRENGTH	TEAM	ADJ.	CONF.	ADJ CONF.
Average RPI Loss:	100	RECORD	PCT. RANK	GAMES	SCHEDULE	OF SCHEDULE	RPI	RPI	RPI	RPI
DIV. I ONLY	13- 4	44	9-1	162	161	58	58	15	15	
DIV. I NON-CONF.	7- 4	100	3-1	151	157	90	90	15	15	
TOTALS	RPI 1-25	RPI 26-50	W-L RECORDS	RPI 51-100	RPI 101-150	RPI 150+				
13- 4	0- 0	0- 1	OVERALL	2- 1	2- 1	9- 1				
5- 1	0- 0	0- 0	HOME	1- 1	0- 0	4- 0				
6- 3	0- 0	0- 1	AWAY	1- 0	1- 1	4- 1				
2- 0	0- 0	0- 0	NEUTRAL	0- 0	1- 0	1- 0				
7- 4	0- 0	0- 1	NON-CONFERENCE	1- 1	1- 1	5- 1				
3- 1	0- 0	0- 0	HOME	1- 1	0- 0	2- 0				
2- 3	0- 0	0- 1	AWAY	0- 0	0- 1	2- 1				
2- 0	0- 0	0- 0	NEUTRAL	0- 0	1- 0	1- 0				
6- 0	0- 0	0- 0	CONFERENCE	1- 0	1- 0	4- 0				
2- 0	0- 0	0- 0	HOME	0- 0	0- 0	2- 0				
4- 0	0- 0	0- 0	AWAY	1- 0	1- 0	2- 0				
0- 0	0- 0	0- 0	NEUTRAL	0- 0	0- 0	0- 0				

RPI 1-25				RPI 26-50				RPI 51-100				Team's RPI: 58	RPI 101+			
RPI	S	Opponent	Score	RPI	S	Opponent	Score	RPI	S	Opponent	Score		RPI	S	Opponent	Score
				37	A	Virginia	60 84	57	H	Temple	61 72		101	A	Stony Brook	73 78
								90	H	Drexel	60 49		123	N	Cincinnati	56 48
								100	A	Lehigh	71 50		133	A	Holy Cross	51 40
													193	H	American	68 43
													204	A	Quinnipiac	69 76
													209	A	George Mason	64 51
													226	A	Saint Francis (PA)	70 46
													232	N	Howard	70 60
													238	H	Lafayette	50 36
													263	A	Army West Point	63 52
													274	A	Navy	61 34
													281	H	St. Bonaventure	68 60
													286	H	Monmouth	71 37
LAST 10 Division I																
				100	A	Lehigh	71 50	263	A	Army West Point	63 52					
				193	H	American	68 43	101	A	Stony Brook	73 78					
				133	A	Holy Cross	51 40	226	A	Saint Francis (PA)	70 46					
				274	A	Navy	61 34	90	H	Drexel	60 49					
				238	H	Lafayette	50 36	209	A	George Mason	64 51					

Non-Div I Games:

Bucknell

■ Loss, 
 ■ Non-Conf, 
 ■ S Site, 
 ■ H Home 
 ■ A Away 
 N Neutral

Average RPI Win:	202	WON-LOST	WINNING	LAST 10	STRENGTH OF	OPP. STRENGTH	TEAM	ADJ.	CONF.	ADJ CONF.
Average RPI Loss:	99	RECORD	PCT. RANK	GAMES	SCHEDULE	OF SCHEDULE	RPI	RPI	RPI	RPI
DIV. I ONLY	12- 4	50	8-2	191	160	79	79	10	10	
DIV. I NON-CONF.	9- 2	39	5-0	199	197	58	58	10	10	
TOTALS	RPI 1-25	RPI 26-50	W-L RECORDS	RPI 51-100	RPI 101-150	RPI 150+				
12- 4	0- 1	0- 0	OVERALL	2- 1	0- 0	10- 2				
7- 1	0- 0	0- 0	HOME	1- 1	0- 0	6- 0				
3- 3	0- 1	0- 0	AWAY	0- 0	0- 0	3- 2				
2- 0	0- 0	0- 0	NEUTRAL	1- 0	0- 0	1- 0				
9- 2	0- 1	0- 0	NON-CONFERENCE	2- 0	0- 0	7- 1				
5- 0	0- 0	0- 0	HOME	1- 0	0- 0	4- 0				
2- 2	0- 1	0- 0	AWAY	0- 0	0- 0	2- 1				
2- 0	0- 0	0- 0	NEUTRAL	1- 0	0- 0	1- 0				
3- 2	0- 0	0- 0	CONFERENCE	0- 1	0- 0	3- 1				
2- 1	0- 0	0- 0	HOME	0- 1	0- 0	2- 0				
1- 1	0- 0	0- 0	AWAY	0- 0	0- 0	1- 1				
0- 0	0- 0	0- 0	NEUTRAL	0- 0	0- 0	0- 0				

RPI S	Opponent	Score	RPI S	Opponent	Score	RPI S	Opponent	Score	RPI S	Opponent	Score
5	A Stanford	69 88				76	H Ohio	65 76	152	H Dartmouth	73 49
						90	N Drexel	63 59	153	H Columbia	82 75
						91	H Dayton	67 59	155	A San Jose St.	88 95
									160	A Toledo	59 71
									174	H Eastern Mich.	66 63
									188	A Miami (OH)	86 72
									193	N American	73 55
									214	H Bowling Green	65 59
									216	A Niagara	81 67
									281	A St. Bonaventure	46 36
									330	H Canisius	71 55
									345	H Central Conn. St.	61 56
LAST 10 Division I											
174	H Eastern Mich.	66 63	152	H Dartmouth	73 49						
214	H Bowling Green	65 59	91	H Dayton	67 59						
76	H Ohio	65 76	281	A St. Bonaventure	46 36						
160	A Toledo	59 71	193	N American	73 55						
188	A Miami (OH)	86 72	90	N Drexel	63 59						

Non-Div I Games:

Buffalo

■ Loss, 
 ■ Non-Conf, 
 S Site, 
 ■ Home 
 ■ Away 
 N Neutral

Average RPI Win:	193	WON-LOST	WINNING	LAST 10	STRENGTH OF	OPP. STRENGTH	TEAM	ADJ.	CONF.	ADJ CONF.
Average RPI Loss:	50	RECORD	PCT. RANK	GAMES	SCHEDULE	OF SCHEDULE	RPI	RPI	RPI	RPI
DIV. I ONLY	12- 6	72	6-4	147	53	113	113	6	6	
DIV. I NON-CONF.	8- 3	68	2-1	208	100	125	125	6	6	
TOTALS	RPI 1-25	RPI 26-50	W-L RECORDS	RPI 51-100	RPI 101-150	RPI 150+				
12- 6	0- 2	1- 1	OVERALL	3- 3	0- 0	8- 0				
8- 4	0- 2	1- 1	HOME	1- 1	0- 0	6- 0				
3- 1	0- 0	0- 0	AWAY	1- 1	0- 0	2- 0				
1- 1	0- 0	0- 0	NEUTRAL	1- 1	0- 0	0- 0				
8- 3	0- 1	0- 0	NON-CONFERENCE	2- 2	0- 0	6- 0				
7- 1	0- 1	0- 0	HOME	1- 0	0- 0	6- 0				
0- 1	0- 0	0- 0	AWAY	0- 1	0- 0	0- 0				
1- 1	0- 0	0- 0	NEUTRAL	1- 1	0- 0	0- 0				
4- 3	0- 1	1- 1	CONFERENCE	1- 1	0- 0	2- 0				
1- 3	0- 1	1- 1	HOME	0- 1	0- 0	0- 0				
3- 0	0- 0	0- 0	AWAY	1- 0	0- 0	2- 0				
0- 0	0- 0	0- 0	NEUTRAL	0- 0	0- 0	0- 0				

RPI	S	Opponent	Score	RPI	S	Opponent	Score	RPI	S	Opponent	Score	RPI	S	Opponent	Score	Team's RPI: 113
12	H	Indiana	53 64	39	H	Marquette	61 55	56	H	IUPUI	64 61	198	H	Akron	76 55	
13	H	DePaul	65 80	46	H	St. John's (NY)	42 67	59	H	Seton Hall	62 67	218	A	Xavier	78 70	
								76	N	Ohio	60 55	233	A	Georgetown	47 46	
								81	A	Ball St.	70 74	240	H	High Point	74 52	
								86	N	Georgia	36 69	260	H	Eastern Ky.	73 41	
								89	A	Villanova	58 41	270	H	Wagner	74 58	
												312	H	Detroit Mercy	82 60	
												329	H	Purdue Fort Wayne	85 58	
LAST 10 Division I																
13	H	DePaul	65 80	46	H	St. John's (NY)	42 67	59	H	Seton Hall	62 67	329	H	Purdue Fort Wayne	85 58	
39	H	Marquette	61 55	59	H	Seton Hall	62 67	240	H	High Point	74 52	12	H	Indiana	53 64	
233	A	Georgetown	47 46													
89	A	Villanova	58 41													
218	A	Xavier	78 70													

Non-Div I Games:

Butler

■ Loss, 
 ■ Non-Conf, 
 S Site, 
 ■ Home 
 ■ Away 
 N Neutral

CSU Bakersfield

Through Games Of Jan. 21, 2020

Average RPI Win:	240	WON-LOST	WINNING	LAST 10	STRENGTH OF	OPP. STRENGTH	TEAM	ADJ.	CONF.	ADJ CONF.
Average RPI Loss:	140	RECORD	PCT. RANK	GAMES	SCHEDULE	OF SCHEDULE	RPI	RPI	RPI	RPI
DIV. I ONLY	8- 6	136	7-3	173	216	144	144	32	32	
DIV. I NON-CONF.	5- 5	164	4-2	77	166	122	122	32	32	
TOTALS	RPI 1-25	RPI 26-50	W-L RECORDS	RPI 51-100	RPI 101-150	RPI 150+				
8- 6	0- 2	0- 0	OVERALL	0- 0	1- 2	7- 2				
6- 1	0- 0	0- 0	HOME	0- 0	1- 0	5- 1				
2- 5	0- 2	0- 0	AWAY	0- 0	0- 2	2- 1				
0- 0	0- 0	0- 0	NEUTRAL	0- 0	0- 0	0- 0				
5- 5	0- 2	0- 0	NON-CONFERENCE	0- 0	1- 2	4- 1				
5- 0	0- 0	0- 0	HOME	0- 0	1- 0	4- 0				
0- 5	0- 2	0- 0	AWAY	0- 0	0- 2	0- 1				
0- 0	0- 0	0- 0	NEUTRAL	0- 0	0- 0	0- 0				
3- 1	0- 0	0- 0	CONFERENCE	0- 0	0- 0	3- 1				
1- 1	0- 0	0- 0	HOME	0- 0	0- 0	1- 1				
2- 0	0- 0	0- 0	AWAY	0- 0	0- 0	2- 0				
0- 0	0- 0	0- 0	NEUTRAL	0- 0	0- 0	0- 0				

RPI 1-25				RPI 26-50				RPI 51-100				RPI 101+ Team's RPI: 144			
RPI	S	Opponent	Score	RPI	S	Opponent	Score	RPI	S	Opponent	Score	RPI	S	Opponent	Score
9	A	Gonzaga	48 92									103	A	Washington	49 80
10	A	Oregon St.	50 69									117	H	Pacific	80 70
												134	A	Wright St.	60 65
												155	H	San Jose St.	75 71
												225	H	UMKC	70 60
												235	A	UC Riverside	52 53
												248	H	North Texas	61 52
												277	A	Grand Canyon	59 54
												282	H	UC Santa Barbara	66 62
												301	A	California Baptist	66 61
												313	H	N.C. Central	80 71
												346	H	Chicago St.	58 60
LAST 10 Division I															
346	H	Chicago St.	58 60	10	A	Oregon St.	50 69	282	H	UC Santa Barbara	66 62	117	H	Pacific	80 70
225	H	UMKC	70 60					313	H	N.C. Central	80 71	155	H	San Jose St.	75 71
301	A	California Baptist	66 61												
277	A	Grand Canyon	59 54												
235	A	UC Riverside	52 53												

Non-Div I Games: Fresno Pacific 95 64 Westcliff 100 44 Cal St. Dom. Hills 83 74

CSU Bakersfield

Loss, Non-Conf, S Site, H Home A Away N Neutral

Average RPI Win:	229	WON-LOST	WINNING	LAST 10	STRENGTH OF	OPP. STRENGTH	TEAM	ADJ.	CONF.	ADJ CONF.
Average RPI Loss:	155	RECORD	PCT. RANK	GAMES	SCHEDULE	OF SCHEDULE	RPI	RPI	RPI	RPI
DIV. I ONLY	7- 10	218	6-4	280	84	256	256	26	26	
DIV. I NON-CONF.	4- 9	250	3-3	280	23	275	275	26	26	
TOTALS	RPI 1-25	RPI 26-50	W-L RECORDS	RPI 51-100	RPI 101-150	RPI 150+				
7- 10	0- 1	0- 1	OVERALL	0- 2	1- 0	6- 6				
4- 4	0- 1	0- 1	HOME	0- 1	1- 0	3- 1				
2- 5	0- 0	0- 0	AWAY	0- 1	0- 0	2- 4				
1- 1	0- 0	0- 0	NEUTRAL	0- 0	0- 0	1- 1				
4- 9	0- 1	0- 1	NON-CONFERENCE	0- 2	1- 0	3- 5				
1- 4	0- 1	0- 1	HOME	0- 1	1- 0	0- 1				
2- 4	0- 0	0- 0	AWAY	0- 1	0- 0	2- 3				
1- 1	0- 0	0- 0	NEUTRAL	0- 0	0- 0	1- 1				
3- 1	0- 0	0- 0	CONFERENCE	0- 0	0- 0	3- 1				
3- 0	0- 0	0- 0	HOME	0- 0	0- 0	3- 0				
0- 1	0- 0	0- 0	AWAY	0- 0	0- 0	0- 1				
0- 0	0- 0	0- 0	NEUTRAL	0- 0	0- 0	0- 0				

RPI 1-25				RPI 26-50				RPI 51-100				RPI 101+ Team's RPI: 256			
RPI	S	Opponent	Score	RPI	S	Opponent	Score	RPI	S	Opponent	Score	RPI	S	Opponent	Score
8	H	UCLA	44 58	37	H	Virginia	47 72	73	A	Washington St.	61 71	127	H	Portland	73 64
								80	H	Southern California	53 69	156	A	San Diego	40 59
												168	H	Santa Clara	55 76
												186	H	Hawaii	58 54
												211	N	SMU	58 68
												222	H	Cal St. Fullerton	63 57
												231	A	San Francisco	61 79
												258	A	LMU (CA)	56 54
												265	H	UC Irvine	70 62
												269	N	Indiana St.	67 59
												273	A	San Diego St.	74 69
												284	A	Long Beach St.	52 60
												301	A	California Baptist	56 64
LAST 10 Division I															
284	A	Long Beach St.	52 60	156	A	San Diego	40 59								
222	H	Cal St. Fullerton	63 57	168	H	Santa Clara	55 76								
265	H	UC Irvine	70 62	8	H	UCLA	44 58								
186	H	Hawaii	58 54	258	A	LMU (CA)	56 54								
273	A	San Diego St.	74 69	269	N	Indiana St.	67 59								

Non-Div I Games: Hope Int'l 77 54

CSUN

■ Loss, 
 ■ Non-Conf, 
 ■ S Site, 
 ■ H Home 
 ■ A Away 
 N Neutral

Average RPI Win:	268	WON-LOST	WINNING	LAST 10	STRENGTH OF	OPP. STRENGTH	TEAM	ADJ.	CONF.	ADJ CONF.
Average RPI Loss:	213	RECORD	PCT. RANK	GAMES	SCHEDULE	OF SCHEDULE	RPI	RPI	RPI	RPI
DIV. I ONLY	2- 11	324	2-8	276	315	339	339	26	26	
DIV. I NON-CONF.	2- 8	295	2-5	215	317	321	321	26	26	
TOTALS	RPI 1-25	RPI 26-50	W-L RECORDS	RPI 51-100	RPI 101-150	RPI 150+				
2- 11	0- 0	0- 2	OVERALL	0- 1	0- 0	2- 8				
2- 4	0- 0	0- 1	HOME	0- 1	0- 0	2- 2				
0- 7	0- 0	0- 1	AWAY	0- 0	0- 0	0- 6				
0- 0	0- 0	0- 0	NEUTRAL	0- 0	0- 0	0- 0				
2- 8	0- 0	0- 2	NON-CONFERENCE	0- 1	0- 0	2- 5				
2- 3	0- 0	0- 1	HOME	0- 1	0- 0	2- 1				
0- 5	0- 0	0- 1	AWAY	0- 0	0- 0	0- 4				
0- 0	0- 0	0- 0	NEUTRAL	0- 0	0- 0	0- 0				
0- 3	0- 0	0- 0	CONFERENCE	0- 0	0- 0	0- 3				
0- 1	0- 0	0- 0	HOME	0- 0	0- 0	0- 1				
0- 2	0- 0	0- 0	AWAY	0- 0	0- 0	0- 2				
0- 0	0- 0	0- 0	NEUTRAL	0- 0	0- 0	0- 0				

RPI	S	Opponent	Score	RPI	S	Opponent	Score	RPI	S	Opponent	Score	RPI	S	Opponent	Score	Team's RPI: 339
27	A	Arizona St.	41 66	94	H	Fresno St.	52 79	169	A	Saint Mary's (CA)	67 84	195	H	Lamar University	57 56	
36	H	Old Dominion	55 61					262	A	Pepperdine	53 63	265	H	UC Irvine	57 68	
								282	A	UC Santa Barbara	50 52	284	A	Long Beach St.	69 72	
								288	A	Nevada	40 71	295	A	Denver	66 96	
								340	H	Sacramento St.	62 43	342	H	Seattle U	49 72	
LAST 10 Division I																
265	H	UC Irvine	57 68	169	A	Saint Mary's (CA)	67 84									
282	A	UC Santa Barbara	50 52	195	H	Lamar University	57 56									
284	A	Long Beach St.	69 72	36	H	Old Dominion	55 61									
288	A	Nevada	40 71	27	A	Arizona St.	41 66									
342	H	Seattle U	49 72	340	H	Sacramento St.	62 43									

Non-Div I Games: Holy Names 100 35

Cal Poly

■ Loss, 
 ■ Non-Conf, 
 ■ S Site, 
 ■ H Home 
 ■ A Away 
 N Neutral

Average RPI Win: 269		WON-LOST	WINNING	LAST 10	STRENGTH OF	OPP. STRENGTH	TEAM	ADJ.	CONF.	ADJ CONF.
Average RPI Loss: 223		RECORD	PCT. RANK	GAMES	SCHEDULE	OF SCHEDULE	RPI	RPI	RPI	RPI
DIV. I ONLY		10- 7	124	6-4	334	281	222	222	26	26
DIV. I NON-CONF.		8- 5	117	4-2	330	291	232	232	26	26
TOTALS	RPI 1-25	RPI 26-50		W-L RECORDS		RPI 51-100	RPI 101-150		RPI 150+	
10- 7	0- 0	0- 0		OVERALL		0- 0	0- 0		10- 7	
5- 2	0- 0	0- 0		HOME		0- 0	0- 0		5- 2	
5- 5	0- 0	0- 0		AWAY		0- 0	0- 0		5- 5	
0- 0	0- 0	0- 0		NEUTRAL		0- 0	0- 0		0- 0	
8- 5	0- 0	0- 0		NON-CONFERENCE		0- 0	0- 0		8- 5	
4- 2	0- 0	0- 0		HOME		0- 0	0- 0		4- 2	
4- 3	0- 0	0- 0		AWAY		0- 0	0- 0		4- 3	
0- 0	0- 0	0- 0		NEUTRAL		0- 0	0- 0		0- 0	
2- 2	0- 0	0- 0		CONFERENCE		0- 0	0- 0		2- 2	
1- 0	0- 0	0- 0		HOME		0- 0	0- 0		1- 0	
1- 2	0- 0	0- 0		AWAY		0- 0	0- 0		1- 2	
0- 0	0- 0	0- 0		NEUTRAL		0- 0	0- 0		0- 0	

RPI 1-25				RPI 26-50				RPI 51-100				RPI 101+ Team's RPI: 222			
RPI	S	Opponent	Score	RPI	S	Opponent	Score	RPI	S	Opponent	Score	RPI	S	Opponent	Score
												156	A	San Diego	72 67
												166	H	Montana	69 71
												186	A	Hawaii	72 79
												194	A	UNLV	64 58
												197	A	Southern Utah	63 79
												231	A	San Francisco	63 71
												253	H	Delaware	55 72
												256	A	CSUN	57 63
												258	A	LMU (CA)	79 74
												273	A	San Diego St.	45 55
												277	A	Grand Canyon	80 70
												282	A	UC Santa Barbara	70 68
												284	H	Long Beach St.	69 65
												287	H	Utah St.	83 62
												301	H	California Baptist	97 93
												309	H	Air Force	79 70
												342	H	Seattle U	81 63
EAST 10 Division I															
				186	A	Hawaii	72 79	309	H	Air Force	79 70				
				256	A	CSUN	57 63	301	H	California Baptist	97 93				
				284	H	Long Beach St.	69 65	156	A	San Diego	72 67				
				282	A	UC Santa Barbara	70 68	231	A	San Francisco	63 71				
				342	H	Seattle U	81 63	166	H	Montana	69 71				

Non-Div I Games:

Cal St. Fullerton

Loss, Non-Conf, S Site, H Home A Away N Neutral

# California

Through Games Of Jan. 21, 2020

Average RPI Win:	223	WON-LOST	WINNING	LAST 10	STRENGTH OF	OPP. STRENGTH	TEAM	ADJ.	CONF.	ADJ CONF.
Average RPI Loss:	41	RECORD	PCT. RANK	GAMES	SCHEDULE	OF SCHEDULE	RPI	RPI	RPI	RPI
DIV. I ONLY	8- 9	193	3-7	20	66	98	98	1	1	
DIV. I NON-CONF.	8- 3	68	3-1	90	208	71	71	1	1	
TOTALS	RPI 1-25	RPI 26-50	W-L RECORDS	RPI 51-100	RPI 101-150	RPI 150+				
8- 9	0- 6	1- 0	OVERALL	0- 1	0- 2	7- 0				
7- 4	0- 2	1- 0	HOME	0- 1	0- 1	6- 0				
1- 5	0- 4	0- 0	AWAY	0- 0	0- 1	1- 0				
0- 0	0- 0	0- 0	NEUTRAL	0- 0	0- 0	0- 0				
8- 3	0- 2	1- 0	NON-CONFERENCE	0- 0	0- 1	7- 0				
7- 1	0- 1	1- 0	HOME	0- 0	0- 0	6- 0				
1- 2	0- 1	0- 0	AWAY	0- 0	0- 1	1- 0				
0- 0	0- 0	0- 0	NEUTRAL	0- 0	0- 0	0- 0				
0- 6	0- 4	0- 0	CONFERENCE	0- 1	0- 1	0- 0				
0- 3	0- 1	0- 0	HOME	0- 1	0- 1	0- 0				
0- 3	0- 3	0- 0	AWAY	0- 0	0- 0	0- 0				
0- 0	0- 0	0- 0	NEUTRAL	0- 0	0- 0	0- 0				

RPI 1-25				RPI 26-50				RPI 51-100				RPI 101+			
RPI	S	Opponent	Score	RPI	S	Opponent	Score	RPI	S	Opponent	Score	RPI	S	Opponent	Score
4	A	UConn	61 72	34	H	Arkansas	84 80	73	H	Washington St.	75 96	103	H	Washington	64 67
5	A	Stanford	40 73									146	A	Harvard	53 56
5	H	Stanford	65 79									168	H	Santa Clara	69 65
7	A	Oregon	55 105									196	H	Boston U.	73 62
10	A	Oregon St.	44 81									235	H	UC Riverside	84 61
20	H	Kentucky	61 63									273	A	San Diego St.	74 48
												277	H	Grand Canyon	72 53
												284	H	Long Beach St.	68 45
												313	H	N.C. Central	90 69
LAST 10 Division I															
7	A	Oregon	55 105	103	H	Washington	64 67								
10	A	Oregon St.	44 81	277	H	Grand Canyon	72 53								
5	H	Stanford	65 79	20	H	Kentucky	61 63								
5	A	Stanford	40 73	168	H	Santa Clara	69 65								
73	H	Washington St.	75 96	196	H	Boston U.	73 62								

Non-Div I Games:

California

Loss, Non-Conf, S Site, H Home A Away N Neutral



Average RPI Win:	265	WON-LOST	WINNING	LAST 10	STRENGTH OF	OPP. STRENGTH	TEAM	ADJ.	CONF.	ADJ CONF.
Average RPI Loss:	216	RECORD	PCT. RANK	GAMES	SCHEDULE	OF SCHEDULE	RPI	RPI	RPI	RPI
DIV. I ONLY	6- 10	241	1-9	289	313	301	301	32	32	
DIV. I NON-CONF.	6- 6	164	1-5	256	312	243	243	32	32	
TOTALS	RPI 1-25	RPI 26-50	W-L RECORDS	RPI 51-100	RPI 101-150	RPI 150+				
6- 10	0- 1	0- 0	OVERALL	0- 0	0- 1	6- 8				
5- 3	0- 0	0- 0	HOME	0- 0	0- 1	5- 2				
1- 4	0- 0	0- 0	AWAY	0- 0	0- 0	1- 4				
0- 3	0- 1	0- 0	NEUTRAL	0- 0	0- 0	0- 2				
6- 6	0- 1	0- 0	NON-CONFERENCE	0- 0	0- 0	6- 5				
5- 1	0- 0	0- 0	HOME	0- 0	0- 0	5- 1				
1- 2	0- 0	0- 0	AWAY	0- 0	0- 0	1- 2				
0- 3	0- 1	0- 0	NEUTRAL	0- 0	0- 0	0- 2				
0- 4	0- 0	0- 0	CONFERENCE	0- 0	0- 1	0- 3				
0- 2	0- 0	0- 0	HOME	0- 0	0- 1	0- 1				
0- 2	0- 0	0- 0	AWAY	0- 0	0- 0	0- 2				
0- 0	0- 0	0- 0	NEUTRAL	0- 0	0- 0	0- 0				

RPI 1-25				RPI 26-50				RPI 51-100				RPI 101+				Team's RPI: 301
RPI	S	Opponent	Score	RPI	S	Opponent	Score	RPI	S	Opponent	Score	RPI	S	Opponent	Score	
5	N	Stanford	78 83									144	H	CSU Bakersfield	61 66	
												158	N	Houston	75 96	
												210	H	Northern Ariz.	98 79	
												214	N	Bowling Green	60 98	
												222	A	Cal St. Fullerton	93 97	
												235	A	UC Riverside	64 80	
												256	H	CSUN	64 56	
												273	H	San Diego St.	68 80	
												275	H	Alabama A&M	60 55	
												277	H	Grand Canyon	58 62	
												282	H	UC Santa Barbara	85 81	
												283	A	Idaho St.	74 68	
												284	H	Long Beach St.	79 70	
												310	A	New Mexico St.	56 57	
												325	A	UTRGV	68 87	
LAST 10 Division I																
277	H	Grand Canyon	58 62	283	A	Idaho St.	74 68									
144	H	CSU Bakersfield	61 66	222	A	Cal St. Fullerton	93 97									
325	A	UTRGV	68 87	235	A	UC Riverside	64 80									
310	A	New Mexico St.	56 57	214	N	Bowling Green	60 98									
273	H	San Diego St.	68 80	158	N	Houston	75 96									

Non-Div I Games: Ottawa (AZ) 103 75 LIFE Pacific 93 48

California Baptist

Loss, Non-Conf, S Site, H Home A Away N Neutral

Average RPI Win:	256	WON-LOST	WINNING	LAST 10	STRENGTH OF	OPP. STRENGTH	TEAM	ADJ.	CONF.	ADJ CONF.
Average RPI Loss:	194	RECORD	PCT. RANK	GAMES	SCHEDULE	OF SCHEDULE	RPI	RPI	RPI	RPI
DIV. I ONLY	11- 5	68	8-2	285	337	143	143	27	27	
DIV. I NON-CONF.	3- 4	201	0-1	272	268	217	217	28	28	
TOTALS	RPI 1-25	RPI 26-50	W-L RECORDS	RPI 51-100	RPI 101-150	RPI 150+				
11- 5	0- 0	0- 1	OVERALL	0- 1	1- 0	10- 3				
7- 0	0- 0	0- 0	HOME	0- 0	1- 0	6- 0				
4- 5	0- 0	0- 1	AWAY	0- 1	0- 0	4- 3				
0- 0	0- 0	0- 0	NEUTRAL	0- 0	0- 0	0- 0				
3- 4	0- 0	0- 1	NON-CONFERENCE	0- 1	1- 0	2- 2				
2- 0	0- 0	0- 0	HOME	0- 0	1- 0	1- 0				
1- 4	0- 0	0- 1	AWAY	0- 1	0- 0	1- 2				
0- 0	0- 0	0- 0	NEUTRAL	0- 0	0- 0	0- 0				
8- 1	0- 0	0- 0	CONFERENCE	0- 0	0- 0	8- 1				
5- 0	0- 0	0- 0	HOME	0- 0	0- 0	5- 0				
3- 1	0- 0	0- 0	AWAY	0- 0	0- 0	3- 1				
0- 0	0- 0	0- 0	NEUTRAL	0- 0	0- 0	0- 0				

RPI 1-25				RPI 26-50				RPI 51-100				RPI 101+				Team's RPI: 143	
RPI	S	Opponent	Score	RPI	S	Opponent	Score	RPI	S	Opponent	Score	RPI	S	Opponent	Score		
				36	A	Old Dominion	44 59	60	A	Wake Forest	46 74	122	H	UNC Greensboro	72 64		
												172	A	Hampton	68 31		
												219	H	Gardner-Webb	48 44		
												227	H	Kennesaw St.	63 51		
												240	H	High Point	73 36		
												245	A	UNC Asheville	52 60		
												250	H	Winthrop	63 47		
												290	A	Longwood	70 55		
												297	A	Presbyterian	53 47		
												313	A	N.C. Central	64 67		
												315	A	Hofstra	55 58		
												327	A	Western Caro.	61 40		
												333	H	Charleston So.	61 36		
												334	H	USC Upstate	50 38		
LAST 10 Division I																	
				333	H	Charleston So.	61 36	290	A	Longwood	70 55						
				297	A	Presbyterian	53 47	245	A	UNC Asheville	52 60						
				250	H	Winthrop	63 47	334	H	USC Upstate	50 38						
				172	A	Hampton	68 31	240	H	High Point	73 36						
				219	H	Gardner-Webb	48 44	315	A	Hofstra	55 58						

Non-Div I Games: St. Andrews 122 56 Bluefield Col. 65 41

Campbell

■ Loss, 
 ■ Non-Conf, S Site, 
 ■ Home 
 ■ Away 
 N Neutral

Average RPI Win:	284	WON-LOST	WINNING	LAST 10	STRENGTH OF	OPP. STRENGTH	TEAM	ADJ.	CONF.	ADJ CONF.
Average RPI Loss:	201	RECORD	PCT. RANK	GAMES	SCHEDULE	OF SCHEDULE	RPI	RPI	RPI	RPI
DIV. I ONLY	2- 13	329	1-9	279	270	330	330	24	24	
DIV. I NON-CONF.	1- 8	322	0-4	281	267	340	340	25	25	
TOTALS	RPI 1-25	RPI 26-50	W-L RECORDS	RPI 51-100	RPI 101-150	RPI 150+				
2- 13	0- 0	0- 0	OVERALL	0- 3	0- 0	2- 10				
1- 4	0- 0	0- 0	HOME	0- 2	0- 0	1- 2				
1- 8	0- 0	0- 0	AWAY	0- 1	0- 0	1- 7				
0- 1	0- 0	0- 0	NEUTRAL	0- 0	0- 0	0- 1				
1- 8	0- 0	0- 0	NON-CONFERENCE	0- 2	0- 0	1- 6				
1- 2	0- 0	0- 0	HOME	0- 1	0- 0	1- 1				
0- 5	0- 0	0- 0	AWAY	0- 1	0- 0	0- 4				
0- 1	0- 0	0- 0	NEUTRAL	0- 0	0- 0	0- 1				
1- 5	0- 0	0- 0	CONFERENCE	0- 1	0- 0	1- 4				
0- 2	0- 0	0- 0	HOME	0- 1	0- 0	0- 1				
1- 3	0- 0	0- 0	AWAY	0- 0	0- 0	1- 3				
0- 0	0- 0	0- 0	NEUTRAL	0- 0	0- 0	0- 0				

RPI S	Opponent	Score	RPI S	Opponent	Score	RPI S	Opponent	Score	RPI S	Opponent	Score	Team's RPI: 330
						77	H Marist	59 90	160	A Toledo	65 83	
						79	A Buffalo	55 71	161	A Youngstown St.	59 87	
						92	H Colgate	69 90	204	A Quinnipiac	71 74	
									213	A Manhattan	50 68	
									229	A Stetson	52 68	
									244	A Fairfield	70 72	
									255	A Vermont	53 76	
									268	N Appalachian St.	57 74	
									281	H St. Bonaventure	84 82	
									286	A Monmouth	71 62	
									308	H Siena	63 68	
									320	H Albany (NY)	53 70	
LAST 10 Division I												
204	A Quinnipiac	71 74	213	A Manhattan	50 68							
244	A Fairfield	70 72	160	A Toledo	65 83							
308	H Siena	63 68	268	N Appalachian St.	57 74							
77	H Marist	59 90	229	A Stetson	52 68							
286	A Monmouth	71 62	255	A Vermont	53 76							

Non-Div I Games:

Canisius

Central Ark.

Through Games Of Jan. 21, 2020

Average RPI Win:	283	WON-LOST	WINNING	LAST 10	STRENGTH OF	OPP. STRENGTH	TEAM	ADJ.	CONF.	ADJ CONF.
Average RPI Loss:	136	RECORD	PCT. RANK	GAMES	SCHEDULE	OF SCHEDULE	RPI	RPI	RPI	RPI
DIV. I ONLY	5- 9	253	5-5	213	245	220	220	25	25	
DIV. I NON-CONF.	1- 5	313	1-1	58	115	234	234	22	22	
TOTALS	RPI 1-25	RPI 26-50	W-L RECORDS	RPI 51-100	RPI 101-150	RPI 150+				
5- 9	0- 1	0- 0	OVERALL	0- 1	0- 4	5- 3				
2- 2	0- 0	0- 0	HOME	0- 0	0- 2	2- 0				
3- 7	0- 1	0- 0	AWAY	0- 1	0- 2	3- 3				
0- 0	0- 0	0- 0	NEUTRAL	0- 0	0- 0	0- 0				
1- 5	0- 1	0- 0	NON-CONFERENCE	0- 1	0- 1	1- 2				
1- 0	0- 0	0- 0	HOME	0- 0	0- 0	1- 0				
0- 5	0- 1	0- 0	AWAY	0- 1	0- 1	0- 2				
0- 0	0- 0	0- 0	NEUTRAL	0- 0	0- 0	0- 0				
4- 4	0- 0	0- 0	CONFERENCE	0- 0	0- 3	4- 1				
1- 2	0- 0	0- 0	HOME	0- 0	0- 2	1- 0				
3- 2	0- 0	0- 0	AWAY	0- 0	0- 1	3- 1				
0- 0	0- 0	0- 0	NEUTRAL	0- 0	0- 0	0- 0				

RPI S	Opponent	Score	RPI S	Opponent	Score	RPI S	Opponent	Score	RPI S	Opponent	Score	Team's RPI: 220
18	A Texas A&M	46 76				64	A Tennessee	36 63	121	H New Orleans	37 49	
									126	A Tulane	38 65	
									141	A SFA	41 102	
									150	H Sam Houston St.	54 72	
									167	H Jackson St.	57 54	
									177	A A&M-Corpus Christi	47 67	
									201	A Little Rock	48 63	
									224	A Northern Ky.	56 72	
									298	H Houston Baptist	63 39	
									303	A Nicholls St.	53 46	
									317	A McNeese	70 57	
									332	A Incarnate Word	47 37	
LAST 10 Division I												
303	A Nicholls St.	53 46	298	H Houston Baptist	63 39							
141	A SFA	41 102	177	A A&M-Corpus Christi	47 67							
150	H Sam Houston St.	54 72	332	A Incarnate Word	47 37							
121	H New Orleans	37 49	18	A Texas A&M	46 76							
317	A McNeese	70 57	167	H Jackson St.	57 54							

Non-Div I Games: Hendrix 104 28 Central Baptist 66 43 Crowley's Ridge 82 26

Central Ark.

Loss, Non-Conf, S Site, H Home A Away N Neutral

Average RPI Win:	335	WON-LOST	WINNING	LAST 10	STRENGTH OF	OPP. STRENGTH	TEAM	ADJ.	CONF.	ADJ CONF.
Average RPI Loss:	208	RECORD	PCT. RANK	GAMES	SCHEDULE	OF SCHEDULE	RPI	RPI	RPI	RPI
DIV. I ONLY	1- 17	347	1-9	290	328	345	345	29	29	
DIV. I NON-CONF.	1- 10	329	1-2	267	292	327	327	30	30	
TOTALS	RPI 1-25	RPI 26-50	W-L RECORDS	RPI 51-100	RPI 101-150	RPI 150+				
1- 17	0- 0	0- 1	OVERALL	0- 2	0- 2	1- 12				
0- 6	0- 0	0- 0	HOME	0- 0	0- 1	0- 5				
1- 11	0- 0	0- 1	AWAY	0- 2	0- 1	1- 7				
0- 0	0- 0	0- 0	NEUTRAL	0- 0	0- 0	0- 0				
1- 10	0- 0	0- 1	NON-CONFERENCE	0- 2	0- 1	1- 6				
0- 3	0- 0	0- 0	HOME	0- 0	0- 0	0- 3				
1- 7	0- 0	0- 1	AWAY	0- 2	0- 1	1- 3				
0- 0	0- 0	0- 0	NEUTRAL	0- 0	0- 0	0- 0				
0- 7	0- 0	0- 0	CONFERENCE	0- 0	0- 1	0- 6				
0- 3	0- 0	0- 0	HOME	0- 0	0- 1	0- 2				
0- 4	0- 0	0- 0	AWAY	0- 0	0- 0	0- 4				
0- 0	0- 0	0- 0	NEUTRAL	0- 0	0- 0	0- 0				

RPI S	Opponent	Score	RPI S	Opponent	Score	RPI S	Opponent	Score	RPI S	Opponent	Score	Team's RPI: 345
			31 A	FGCU	60 94	79 A	Buffalo	56 61	105 A	Duquesne	33 72	
						100 A	Lehigh	51 70	131 H	Robert Morris	56 86	
									164 H	Merrimack	56 65	
									189 A	Fla. Atlantic	54 72	
									212 A	Mt. St. Mary's	64 72	
									223 H	UMass Lowell	54 56	
									226 H	Saint Francis (PA)	52 64	
									228 H	Brown	73 83	
									271 A	Sacred Heart	58 66	
									280 A	New Hampshire	59 70	
									300 A	Pittsburgh	73 81	
									320 H	Albany (NY)	63 73	
									335 A	Hartford	61 54	
									336 A	Fairleigh Dickinson	47 66	
									348 A	LIU Brooklyn	61 63	
LAST 10 Division I												
			336 A	Fairleigh Dickinson	47 66	226 H	Saint Francis (PA)	52 64				
			212 A	Mt. St. Mary's	64 72	131 H	Robert Morris	56 86				
			348 A	LIU Brooklyn	61 63	335 A	Hartford	61 54				
			164 H	Merrimack	56 65	31 A	FGCU	60 94				
			271 A	Sacred Heart	58 66	189 A	Fla. Atlantic	54 72				

Non-Div I Games:

Central Conn. St.

■ Loss, 
 ■ Non-Conf, 
 ■ S Site, 
 ■ Home 
 ■ A Away 
 N Neutral

Average RPI Win:	143	WON-LOST	WINNING	LAST 10	STRENGTH OF	OPP. STRENGTH	TEAM	ADJ.	CONF.	ADJ CONF.
Average RPI Loss:	70	RECORD	PCT. RANK	GAMES	SCHEDULE	OF SCHEDULE	RPI	RPI	RPI	RPI
DIV. I ONLY	12- 4	50	9-1	26	100	23	23	10	10	
DIV. I NON-CONF.	7- 4	100	4-1	24	78	35	35	10	10	
TOTALS	RPI 1-25	RPI 26-50	W-L RECORDS	RPI 51-100	RPI 101-150	RPI 150+				
12- 4	0- 1	0- 1	OVERALL	5- 1	2- 0	5- 1				
6- 1	0- 0	0- 0	HOME	3- 0	1- 0	2- 1				
6- 3	0- 1	0- 1	AWAY	2- 1	1- 0	3- 0				
0- 0	0- 0	0- 0	NEUTRAL	0- 0	0- 0	0- 0				
7- 4	0- 1	0- 1	NON-CONFERENCE	3- 1	1- 0	3- 1				
4- 1	0- 0	0- 0	HOME	2- 0	1- 0	1- 1				
3- 3	0- 1	0- 1	AWAY	1- 1	0- 0	2- 0				
0- 0	0- 0	0- 0	NEUTRAL	0- 0	0- 0	0- 0				
5- 0	0- 0	0- 0	CONFERENCE	2- 0	1- 0	2- 0				
2- 0	0- 0	0- 0	HOME	1- 0	0- 0	1- 0				
3- 0	0- 0	0- 0	AWAY	1- 0	1- 0	1- 0				
0- 0	0- 0	0- 0	NEUTRAL	0- 0	0- 0	0- 0				

RPI 1-25				RPI 26-50				RPI 51-100				RPI 101+			
RPI	S	Opponent	Score	RPI	S	Opponent	Score	RPI	S	Opponent	Score	RPI	S	Opponent	Score
1	A	Louisville	63 76	33	A	Western Ky.	58 93	61	A	UCF	58 64	129	A	Western Mich.	80 70
								76	A	Ohio	73 71	137	H	Northeastern	79 63
								77	H	Marist	77 54	182	A	Bethune-Cookman	92 67
								81	H	Ball St.	66 39	185	H	Green Bay	105 111
								83	A	South Dakota St.	79 74	188	H	Miami (OH)	76 70
								91	H	Dayton	81 80	198	A	Akron	77 72
												207	H	Iona	70 50
												264	A	Oakland	65 47
LAST 10 Division I															
129	A	Western Mich.	80 70	61	A	UCF	58 64	182	A	Bethune-Cookman	92 67				
81	H	Ball St.	66 39					264	A	Oakland	65 47				
188	H	Miami (OH)	76 70					83	A	South Dakota St.	79 74				
76	A	Ohio	73 71					207	H	Iona	70 50				
198	A	Akron	77 72												

Non-Div I Games:

Central Mich.

■ Loss, 
 ■ Non-Conf, S Site, 
 ■ Home 
 ■ Away 
 N Neutral

Charleston So.

Through Games Of Jan. 21, 2020

Average RPI Win:	245	WON-LOST	WINNING	LAST 10	STRENGTH OF	OPP. STRENGTH	TEAM	ADJ.	CONF.	ADJ CONF.
Average RPI Loss:	216	RECORD	PCT. RANK	GAMES	SCHEDULE	OF SCHEDULE	RPI	RPI	RPI	RPI
DIV. I ONLY	1- 14	343	1-9	221	347	333	333	27	27	
DIV. I NON-CONF.	0- 7	338	0-2	225	337	341	341	28	28	
TOTALS	RPI 1-25	RPI 26-50	W-L RECORDS	RPI 51-100	RPI 101-150	RPI 150+				
1- 14	0- 1	0- 0	OVERALL	0- 1	0- 1	1- 11				
0- 7	0- 0	0- 0	HOME	0- 0	0- 0	0- 7				
1- 7	0- 1	0- 0	AWAY	0- 1	0- 1	1- 4				
0- 0	0- 0	0- 0	NEUTRAL	0- 0	0- 0	0- 0				
0- 7	0- 1	0- 0	NON-CONFERENCE	0- 1	0- 0	0- 5				
0- 4	0- 0	0- 0	HOME	0- 0	0- 0	0- 4				
0- 3	0- 1	0- 0	AWAY	0- 1	0- 0	0- 1				
0- 0	0- 0	0- 0	NEUTRAL	0- 0	0- 0	0- 0				
1- 7	0- 0	0- 0	CONFERENCE	0- 0	0- 1	1- 6				
0- 3	0- 0	0- 0	HOME	0- 0	0- 0	0- 3				
1- 4	0- 0	0- 0	AWAY	0- 0	0- 1	1- 3				
0- 0	0- 0	0- 0	NEUTRAL	0- 0	0- 0	0- 0				

RPI S	Opponent	Score	RPI S	Opponent	Score	RPI S	Opponent	Score	RPI S	Opponent	Score	Team's RPI: 333
19	A Florida St.	36 88				74	A North Carolina	54 85	143	A Campbell	36 61	
									172	H Hampton	59 64	
									182	H Bethune-Cookman	41 81	
									192	H North Dakota	57 73	
									219	H Gardner-Webb	52 79	
									240	H High Point	70 84	
									241	H Col. of Charleston	70 79	
									242	A Radford	35 72	
									245	A UNC Asheville	60 48	
									290	A Longwood	64 84	
									327	A Western Caro.	64 69	
									334	A USC Upstate	53 70	
									349	H South Carolina St.	75 81	
LAST 10 Division I												
143	A Campbell	36 61	242	A Radford	35 72							
172	H Hampton	59 64	219	H Gardner-Webb	52 79							
245	A UNC Asheville	60 48	334	A USC Upstate	53 70							
240	H High Point	70 84	241	H Col. of Charleston	70 79							
290	A Longwood	64 84	327	A Western Caro.	64 69							

Non-Div I Games: Columbia (SC) 76 59 Virginia-Lynchburg 92 55

Charleston So.

Loss, Non-Conf, S Site, H Home A Away N Neutral

Average RPI Win:	178	WON-LOST	WINNING	LAST 10	STRENGTH OF	OPP. STRENGTH	TEAM	ADJ.	CONF.	ADJ CONF.
Average RPI Loss:	51	RECORD	PCT. RANK	GAMES	SCHEDULE	OF SCHEDULE	RPI	RPI	RPI	RPI
DIV. I ONLY	11- 5	68	6-4	98	78	62	62	13	13	
DIV. I NON-CONF.	9- 2	39	4-1	161	74	56	56	14	14	
TOTALS	RPI 1-25	RPI 26-50	W-L RECORDS	RPI 51-100	RPI 101-150	RPI 150+				
11- 5	0- 1	0- 2	OVERALL	3- 1	2- 1	6- 0				
5- 2	0- 0	0- 1	HOME	0- 0	1- 1	4- 0				
4- 3	0- 1	0- 1	AWAY	2- 1	0- 0	2- 0				
2- 0	0- 0	0- 0	NEUTRAL	1- 0	1- 0	0- 0				
9- 2	0- 1	0- 0	NON-CONFERENCE	3- 0	2- 1	4- 0				
4- 1	0- 0	0- 0	HOME	0- 0	1- 1	3- 0				
3- 1	0- 1	0- 0	AWAY	2- 0	0- 0	1- 0				
2- 0	0- 0	0- 0	NEUTRAL	1- 0	1- 0	0- 0				
2- 3	0- 0	0- 2	CONFERENCE	0- 1	0- 0	2- 0				
1- 1	0- 0	0- 1	HOME	0- 0	0- 0	1- 0				
1- 2	0- 0	0- 1	AWAY	0- 1	0- 0	1- 0				
0- 0	0- 0	0- 0	NEUTRAL	0- 0	0- 0	0- 0				

RPI 1-25				RPI 26-50				RPI 51-100				Team's RPI: 62	RPI 101+			
RPI	S	Opponent	Score	RPI	S	Opponent	Score	RPI	S	Opponent	Score		RPI	S	Opponent	Score
20	A	Kentucky	39 86	33	H	Western Ky.	56 60	54	A	Middle Tenn.	59 83		114	H	Fordham	51 76
				36	A	Old Dominion	51 54	60	A	Wake Forest	77 65		126	N	Tulane	60 56
								82	N	Boston College	84 68		130	H	Richmond	78 59
								88	A	Davidson	75 64		157	A	UAB	83 75
													219	H	Gardner-Webb	74 49
													247	H	Marshall	52 46
													253	H	Delaware	61 57
													279	A	East Carolina	59 47
													322	H	UMES	64 44
LAST 10 Division I																
				33	H	Western Ky.	56 60	322	H	UMES	64 44					
				247	H	Marshall	52 46	88	A	Davidson	75 64					
				36	A	Old Dominion	51 54	253	H	Delaware	61 57					
				54	A	Middle Tenn.	59 83	20	A	Kentucky	39 86					
				157	A	UAB	83 75	126	N	Tulane	60 56					

Non-Div I Games:

Charlotte



## Chattanooga

Through Games Of Jan. 21, 2020

Average RPI Win: <b>220</b>	WON-LOST	WINNING	LAST 10	STRENGTH OF	OPP. STRENGTH	TEAM	ADJ.	CONF.	ADJ CONF.
Average RPI Loss: <b>104</b>	RECORD	PCT. RANK	GAMES	SCHEDULE	OF SCHEDULE	RPI	RPI	RPI	RPI
DIV. I ONLY	<b>4- 14</b>	<b>306</b>	<b>3-7</b>	<b>43</b>	<b>141</b>	<b>203</b>	<b>203</b>	<b>23</b>	<b>23</b>
DIV. I NON-CONF.	<b>1- 13</b>	<b>337</b>	<b>0-6</b>	<b>17</b>	<b>84</b>	<b>225</b>	<b>225</b>	<b>20</b>	<b>20</b>
TOTALS	RPI 1-25	RPI 26-50	W-L RECORDS	RPI 51-100	RPI 101-150	RPI 150+			
4- 14	0- 2	0- 1	OVERALL	0- 5	2- 2	2- 4			
2- 6	0- 0	0- 1	HOME	0- 2	1- 0	1- 3			
2- 8	0- 2	0- 0	AWAY	0- 3	1- 2	1- 1			
0- 0	0- 0	0- 0	NEUTRAL	0- 0	0- 0	0- 0			
1- 13	0- 2	0- 1	NON-CONFERENCE	0- 5	1- 1	0- 4			
0- 6	0- 0	0- 1	HOME	0- 2	0- 0	0- 3			
1- 7	0- 2	0- 0	AWAY	0- 3	1- 1	0- 1			
0- 0	0- 0	0- 0	NEUTRAL	0- 0	0- 0	0- 0			
3- 1	0- 0	0- 0	CONFERENCE	0- 0	1- 1	2- 0			
2- 0	0- 0	0- 0	HOME	0- 0	1- 0	1- 0			
1- 1	0- 0	0- 0	AWAY	0- 0	0- 1	1- 0			
0- 0	0- 0	0- 0	NEUTRAL	0- 0	0- 0	0- 0			

RPI 1-25				RPI 26-50				RPI 51-100				RPI 101+ Team's RPI: 203			
RPI	S	Opponent	Score	RPI	S	Opponent	Score	RPI	S	Opponent	Score	RPI	S	Opponent	Score
1	A	Louisville	37 <b>86</b>	32	H	Purdue	34 <b>66</b>	68	A	UT Martin	51 <b>78</b>	108	A	Liberty	71 54
15	A	NC State	38 <b>74</b>					71	H	Troy	51 <b>90</b>	122	A	UNC Greensboro	41 <b>49</b>
								76	H	Ohio	58 <b>70</b>	123	A	Cincinnati	53 <b>72</b>
								83	A	South Dakota St.	56 <b>71</b>	148	H	Furman	60 52
								84	A	Belmont	50 <b>63</b>	151	H	Austin Peay	49 <b>50</b>
												172	H	Hampton	55 <b>84</b>
												200	H	Northern Colo.	42 <b>59</b>
												260	A	Eastern Ky.	65 <b>71</b>
												296	H	Wofford	80 76
												327	A	Western Caro.	59 52
LAST 10 Division I															
148	H	Furman	60 52	15	A	NC State	38 <b>74</b>	71	H	Troy	51 <b>90</b>				
296	H	Wofford	80 76					83	A	South Dakota St.	56 <b>71</b>				
122	A	UNC Greensboro	41 <b>49</b>					68	A	UT Martin	51 <b>78</b>				
327	A	Western Caro.	59 52					260	A	Eastern Ky.	65 <b>71</b>				
76	H	Ohio	58 <b>70</b>												

Non-Div I Games:

Chattanooga

■ Loss, 
■ Non-Conf, S Site, 
■ Home 
■ Away 
N Neutral

Average RPI Win: 144				WON-LOST		WINNING		LAST 10		STRENGTH OF		OPP. STRENGTH		TEAM		ADJ.		CONF.		ADJ CONF.	
Average RPI Loss: 232				RECORD		PCT. RANK		GAMES		SCHEDULE		OF SCHEDULE		RPI		RPI		RPI		RPI	
DIV. I ONLY				1- 18		348		1-9		302		316		346		346		32		32	
DIV. I NON-CONF.				0- 13		338		0-4		257		274		342		342		32		32	
TOTALS				RPI 1-25		RPI 26-50		W-L RECORDS		RPI 51-100		RPI 101-150		RPI 150+							
1- 18				0- 0		0- 1		OVERALL		0- 1		1- 3		0- 13							
0- 8				0- 0		0- 1		HOME		0- 1		0- 0		0- 6							
1- 9				0- 0		0- 0		AWAY		0- 0		1- 3		0- 6							
0- 1				0- 0		0- 0		NEUTRAL		0- 0		0- 0		0- 1							
0- 13				0- 0		0- 1		NON-CONFERENCE		0- 1		0- 3		0- 8							
0- 6				0- 0		0- 1		HOME		0- 1		0- 0		0- 4							
0- 6				0- 0		0- 0		AWAY		0- 0		0- 3		0- 3							
0- 1				0- 0		0- 0		NEUTRAL		0- 0		0- 0		0- 1							
1- 5				0- 0		0- 0		CONFERENCE		0- 0		1- 0		0- 5							
0- 2				0- 0		0- 0		HOME		0- 0		0- 0		0- 2							
1- 3				0- 0		0- 0		AWAY		0- 0		1- 0		0- 3							
0- 0				0- 0		0- 0		NEUTRAL		0- 0		0- 0		0- 0							

RPI 1-25				RPI 26-50				RPI 51-100				RPI 101+				Team's RPI: 346	
RPI	S	Opponent	Score	RPI	S	Opponent	Score	RPI	S	Opponent	Score	RPI	S	Opponent	Score		
				42	H	Arizona	50 82	96	H	Loyola Chicago	53 98	116	A	UT Arlington	53 84		
												129	A	Western Mich.	69 90		
												136	A	Illinois	66 96		
												144	A	CSU Bakersfield	60 58		
												183	A	Valparaiso	49 95		
												185	H	Green Bay	46 102		
												215	H	Western Ill.	78 88		
												264	H	Oakland	70 98		
												277	A	Grand Canyon	49 69		
												282	N	UC Santa Barbara	65 96		
												288	A	Nevada	60 80		
												310	H	New Mexico St.	60 73		
												321	A	Utah Valley	58 89		
												325	H	UTRGV	67 87		
												326	A	Evansville	42 76		
												341	H	UIC	61 73		
												342	A	Seattle U	51 80		
LAST 10 Division I																	
				144	A	CSU Bakersfield	60 58	321	A	Utah Valley	58 89						
				277	A	Grand Canyon	49 69	183	A	Valparaiso	49 95						
				325	H	UTRGV	67 87	326	A	Evansville	42 76						
				310	H	New Mexico St.	60 73	129	A	Western Mich.	69 90						
				342	A	Seattle U	51 80	215	H	Western Ill.	78 88						

Non-Div I Games:

Chicago St.

Loss, Non-Conf, S Site, H Home A Away N Neutral

Average RPI Win:	189	WON-LOST	WINNING	LAST 10	STRENGTH OF	OPP. STRENGTH	TEAM	ADJ.	CONF.	ADJ CONF.
Average RPI Loss:	70	RECORD	PCT. RANK	GAMES	SCHEDULE	OF SCHEDULE	RPI	RPI	RPI	RPI
DIV. I ONLY	11- 6	88	8-2	195	41	123	123	9	9	
DIV. I NON-CONF.	9- 4	84	6-0	252	32	144	144	9	9	
TOTALS	RPI 1-25	RPI 26-50	W-L RECORDS	RPI 51-100	RPI 101-150	RPI 150+				
11- 6	0- 1	0- 1	OVERALL	2- 2	2- 2	7- 0				
8- 2	0- 0	0- 1	HOME	2- 1	1- 0	5- 0				
3- 2	0- 0	0- 0	AWAY	0- 0	1- 2	2- 0				
0- 2	0- 1	0- 0	NEUTRAL	0- 1	0- 0	0- 0				
9- 4	0- 1	0- 1	NON-CONFERENCE	1- 2	2- 0	6- 0				
7- 2	0- 0	0- 1	HOME	1- 1	1- 0	5- 0				
2- 0	0- 0	0- 0	AWAY	0- 0	1- 0	1- 0				
0- 2	0- 1	0- 0	NEUTRAL	0- 1	0- 0	0- 0				
2- 2	0- 0	0- 0	CONFERENCE	1- 0	0- 2	1- 0				
1- 0	0- 0	0- 0	HOME	1- 0	0- 0	0- 0				
1- 2	0- 0	0- 0	AWAY	0- 0	0- 2	1- 0				
0- 0	0- 0	0- 0	NEUTRAL	0- 0	0- 0	0- 0				

RPI 1-25				RPI 26-50				RPI 51-100				RPI 101+ Team's RPI: 123			
RPI	S	Opponent	Score	RPI	S	Opponent	Score	RPI	S	Opponent	Score	RPI	S	Opponent	Score
6	N	Iowa	61 69	29	H	Ohio St.	73 78	58	N	Bucknell	48 56	102	A	South Fla.	68 76
								61	H	UCF	81 64	111	H	Utah	68 62
								81	H	Ball St.	63 56	126	A	Tulane	59 64
								99	H	Saint Louis	50 60	138	A	VCU	58 56
												165	A	Memphis	73 66
												188	H	Miami (OH)	98 68
												203	H	Chattanooga	72 53
												218	A	Xavier	85 78
												275	H	Alabama A&M	62 47
												300	H	Pittsburgh	69 53
												343	H	Coppin St.	86 40
LAST 10 Division I															
126	A	Tulane	59 64	300	H	Pittsburgh	69 53								
61	H	UCF	81 64	275	H	Alabama A&M	62 47								
165	A	Memphis	73 66	218	A	Xavier	85 78								
102	A	South Fla.	68 76	188	H	Miami (OH)	98 68								
343	H	Coppin St.	86 40	138	A	VCU	58 56								

Non-Div I Games:

Cincinnati

Average RPI Win:	223	WON-LOST	WINNING	LAST 10	STRENGTH OF	OPP. STRENGTH	TEAM	ADJ.	CONF.	ADJ CONF.
Average RPI Loss:	73	RECORD	PCT. RANK	GAMES	SCHEDULE	OF SCHEDULE	RPI	RPI	RPI	RPI
DIV. I ONLY	7- 11	231	4-6	76	48	175	175	5	5	
DIV. I NON-CONF.	4- 7	225	1-2	141	128	222	222	3	3	
TOTALS	RPI 1-25	RPI 26-50	W-L RECORDS	RPI 51-100	RPI 101-150	RPI 150+				
7- 11	0- 5	1- 1	OVERALL	0- 2	2- 1	4- 2				
4- 6	0- 3	1- 0	HOME	0- 1	1- 1	2- 1				
2- 4	0- 1	0- 1	AWAY	0- 1	1- 0	1- 1				
1- 1	0- 1	0- 0	NEUTRAL	0- 0	0- 0	1- 0				
4- 7	0- 3	0- 0	NON-CONFERENCE	0- 1	1- 1	3- 2				
2- 4	0- 1	0- 0	HOME	0- 1	1- 1	1- 1				
1- 2	0- 1	0- 0	AWAY	0- 0	0- 0	1- 1				
1- 1	0- 1	0- 0	NEUTRAL	0- 0	0- 0	1- 0				
3- 4	0- 2	1- 1	CONFERENCE	0- 1	1- 0	1- 0				
2- 2	0- 2	1- 0	HOME	0- 0	0- 0	1- 0				
1- 2	0- 0	0- 1	AWAY	0- 1	1- 0	0- 0				
0- 0	0- 0	0- 0	NEUTRAL	0- 0	0- 0	0- 0				

RPI	S	Opponent	Score	RPI	S	Opponent	Score	RPI	S	Opponent	Score	RPI	S	Opponent	Score	Team's RPI: 175
1	H	Louisville	50 75	41	A	Georgia Tech	47 49	60	A	Wake Forest	58 63	115	A	Notre Dame	71 55	
2	H	South Carolina	48 84	48	H	Duke	62 58	67	H	Alabama	54 67	128	H	N.C. A&T	74 82	
6	A	Iowa	60 74									148	H	Furman	77 71	
16	N	Maryland	44 63									190	A	Penn St.	55 68	
19	H	Florida St.	64 81									274	H	Navy	52 65	
												300	H	Pittsburgh	75 67	
												311	N	Alcorn	77 46	
												314	H	Alabama St.	76 43	
												323	A	Mercer	65 61	
LAST 10 Division I																
48	H	Duke	62 58	115	A	Notre Dame	71 55									
300	H	Pittsburgh	75 67	128	H	N.C. A&T	74 82									
41	A	Georgia Tech	47 49	323	A	Mercer	65 61									
60	A	Wake Forest	58 63	19	H	Florida St.	64 81									
1	H	Louisville	50 75	6	A	Iowa	60 74									

Non-Div I Games:

Clemson

■ Loss, 
 ■ Non-Conf, 
 ■ S Site, 
 ■ H Home 
 ■ A Away 
 N Neutral

## Cleveland St.

Through Games Of Jan. 21, 2020

Average RPI Win:	269	WON-LOST	WINNING	LAST 10	STRENGTH OF	OPP. STRENGTH	TEAM	ADJ.	CONF.	ADJ CONF.
Average RPI Loss:	179	RECORD	PCT. RANK	GAMES	SCHEDULE	OF SCHEDULE	RPI	RPI	RPI	RPI
DIV. I ONLY	12- 4	50	7-3	350	207	187	187	20	20	
DIV. I NON-CONF.	8- 1	27	3-0	351	167	174	174	18	18	
TOTALS	RPI 1-25	RPI 26-50	W-L RECORDS	RPI 51-100	RPI 101-150	RPI 150+				
12- 4	0- 0	0- 0	OVERALL	0- 1	0- 1	12- 2				
3- 1	0- 0	0- 0	HOME	0- 1	0- 0	3- 0				
9- 3	0- 0	0- 0	AWAY	0- 0	0- 1	9- 2				
0- 0	0- 0	0- 0	NEUTRAL	0- 0	0- 0	0- 0				
8- 1	0- 0	0- 0	NON-CONFERENCE	0- 0	0- 0	8- 1				
1- 0	0- 0	0- 0	HOME	0- 0	0- 0	1- 0				
7- 1	0- 0	0- 0	AWAY	0- 0	0- 0	7- 1				
0- 0	0- 0	0- 0	NEUTRAL	0- 0	0- 0	0- 0				
4- 3	0- 0	0- 0	CONFERENCE	0- 1	0- 1	4- 1				
2- 1	0- 0	0- 0	HOME	0- 1	0- 0	2- 0				
2- 2	0- 0	0- 0	AWAY	0- 0	0- 1	2- 1				
0- 0	0- 0	0- 0	NEUTRAL	0- 0	0- 0	0- 0				

RPI S	Opponent	Score	RPI S	Opponent	Score	RPI S	Opponent	Score	RPI S	Opponent	Score	Team's RPI: 187
						56	H IUPUI	53 78	134	A Wright St.	62 78	
									161	H Youngstown St.	60 52	
									198	H Akron	66 62	
									214	A Bowling Green	62 89	
									224	A Northern Ky.	73 68	
									230	A ETSU	62 54	
									261	A Delaware St.	57 49	
									264	A Oakland	79 58	
									276	A Omaha	79 66	
									281	A St. Bonaventure	65 62	
									312	A Detroit Mercy	59 70	
									315	A Hofstra	61 51	
									327	A Western Caro.	68 61	
									341	H UIC	84 44	
									348	A LIU Brooklyn	79 49	
LAST 10 Division I												
264	A Oakland	79 58	56	H IUPUI	53 78							
312	A Detroit Mercy	59 70	341	H UIC	84 44							
161	H Youngstown St.	60 52	276	A Omaha	79 66							
224	A Northern Ky.	73 68	230	A ETSU	62 54							
134	A Wright St.	62 78	327	A Western Caro.	68 61							

Non-Div I Games: Davis &amp; Elkins 110 41 Lake Erie 95 49

Cleveland St.

Loss, Non-Conf, S Site, H Home A Away N Neutral

Average RPI Win: 237		WON-LOST	WINNING	LAST 10	STRENGTH OF	OPP. STRENGTH	TEAM	ADJ.	CONF.	ADJ CONF.
Average RPI Loss: 101		RECORD	PCT. RANK	GAMES	SCHEDULE	OF SCHEDULE	RPI	RPI	RPI	RPI
DIV. I ONLY		13- 2	17	9-1	316	211	106	106	22	22
DIV. I NON-CONF.		8- 1	27	4-0	341	248	154	154	23	23
TOTALS	RPI 1-25		RPI 26-50		W-L RECORDS		RPI 51-100		RPI 101-150	RPI 150+
13- 2	0- 0		0- 0		OVERALL		0- 1		3- 1	10- 0
6- 1	0- 0		0- 0		HOME		0- 0		2- 1	4- 0
6- 1	0- 0		0- 0		AWAY		0- 1		0- 0	6- 0
1- 0	0- 0		0- 0		NEUTRAL		0- 0		1- 0	0- 0
8- 1	0- 0		0- 0		NON-CONFERENCE		0- 0		2- 1	6- 0
4- 1	0- 0		0- 0		HOME		0- 0		1- 1	3- 0
3- 0	0- 0		0- 0		AWAY		0- 0		0- 0	3- 0
1- 0	0- 0		0- 0		NEUTRAL		0- 0		1- 0	0- 0
5- 1	0- 0		0- 0		CONFERENCE		0- 1		1- 0	4- 0
2- 0	0- 0		0- 0		HOME		0- 0		1- 0	1- 0
3- 1	0- 0		0- 0		AWAY		0- 1		0- 0	3- 0
0- 0	0- 0		0- 0		NEUTRAL		0- 0		0- 0	0- 0

RPI 1-25				RPI 26-50				RPI 51-100				RPI 101+ Team's RPI: 106				
RPI	S	Opponent	Score	RPI	S	Opponent	Score	RPI	S	Opponent	Score	RPI	S	Opponent	Score	
								71	A	Troy	77	84	107	N	Elon	76 65
													116	H	UT Arlington	62 56
													122	H	UNC Greensboro	63 54
													130	H	Richmond	67 79
													201	A	Little Rock	68 48
													209	H	George Mason	74 59
													239	A	UNCW	62 43
													246	A	South Alabama	71 62
													268	A	Appalachian St.	80 53
													291	H	Texas St.	75 67
													296	A	Wofford	78 73
													304	H	Ark.-Pine Bluff	76 69
													327	A	Western Caro.	66 43
													349	H	South Carolina St.	85 44
LAST 10 Division I																
				268	A	Appalachian St.	80 53	71	A	Troy	77	84				
				201	A	Little Rock	68 48	349	H	South Carolina St.	85	44				
				116	H	UT Arlington	62 56	107	N	Elon	76	65				
				291	H	Texas St.	75 67	239	A	UNCW	62	43				
				246	A	South Alabama	71 62	209	H	George Mason	74	59				

Non-Div I Games:	UNC Pembroke	86	44	Wesleyan (GA)	132	32
------------------	--------------	----	----	---------------	-----	----

Coastal Caro.

Loss, Non-Conf, S Site, H Home A Away N Neutral

Average RPI Win:	269	WON-LOST	WINNING	LAST 10	STRENGTH OF	OPP. STRENGTH	TEAM	ADJ.	CONF.	ADJ CONF.
Average RPI Loss:	146	RECORD	PCT. RANK	GAMES	SCHEDULE	OF SCHEDULE	RPI	RPI	RPI	RPI
DIV. I ONLY	8- 8	170	5-5	296	264	241	241	14	14	
DIV. I NON-CONF.	6- 4	122	3-1	346	325	271	271	13	13	
TOTALS	RPI 1-25	RPI 26-50	W-L RECORDS	RPI 51-100	RPI 101-150	RPI 150+				
8- 8	0- 0	0- 1	OVERALL	1- 1	0- 2	7- 4				
4- 4	0- 0	0- 1	HOME	1- 0	0- 1	3- 2				
4- 4	0- 0	0- 0	AWAY	0- 1	0- 1	4- 2				
0- 0	0- 0	0- 0	NEUTRAL	0- 0	0- 0	0- 0				
6- 4	0- 0	0- 0	NON-CONFERENCE	0- 1	0- 1	6- 2				
2- 2	0- 0	0- 0	HOME	0- 0	0- 1	2- 1				
4- 2	0- 0	0- 0	AWAY	0- 1	0- 0	4- 1				
0- 0	0- 0	0- 0	NEUTRAL	0- 0	0- 0	0- 0				
2- 4	0- 0	0- 1	CONFERENCE	1- 0	0- 1	1- 2				
2- 2	0- 0	0- 1	HOME	1- 0	0- 0	1- 1				
0- 2	0- 0	0- 0	AWAY	0- 0	0- 1	0- 1				
0- 0	0- 0	0- 0	NEUTRAL	0- 0	0- 0	0- 0				

RPI S	Opponent	Score	RPI S	Opponent	Score	RPI S	Opponent	Score	RPI S	Opponent	Score	Team's RPI: 241
40	H James Madison	53 87	60	A Wake Forest	50 106	107	A Elon	48 90	122	H UNC Greensboro	56 69	
			90	H Drexel	73 59	159	A William & Mary	60 85	176	H Towson	62 79	
						209	H George Mason	61 72	240	A High Point	79 70	
						250	A Winthrop	84 73	253	H Delaware	84 73	
						297	A Presbyterian	54 58	313	H N.C. Central	85 78	
						327	H Western Caro.	73 62	333	A Charleston So.	79 70	
						349	A South Carolina St.	76 55				
LAST 10 Division I												
40	H James Madison	53 87	90	H Drexel	73 59							
176	H Towson	62 79	327	H Western Caro.	73 62							
159	A William & Mary	60 85	333	A Charleston So.	79 70							
107	A Elon	48 90	122	H UNC Greensboro	56 69							
253	H Delaware	84 73	250	A Winthrop	84 73							

Non-Div I Games: Coker 82 57

Col. of Charleston

■ Loss, 
 ■ Non-Conf, S Site, 
 ■ Home 
 ■ Away 
 N Neutral

Average RPI Win:	240	WON-LOST	WINNING	LAST 10	STRENGTH OF	OPP. STRENGTH	TEAM	ADJ.	CONF.	ADJ CONF.
Average RPI Loss:	94	RECORD	PCT. RANK	GAMES	SCHEDULE	OF SCHEDULE	RPI	RPI	RPI	RPI
DIV. I ONLY	13- 4	44	8-2	283	136	92	92	15	15	
DIV. I NON-CONF.	8- 3	68	3-1	235	143	78	78	15	15	
TOTALS	RPI 1-25	RPI 26-50	W-L RECORDS	RPI 51-100	RPI 101-150	RPI 150+				
13- 4	0- 1	1- 0	OVERALL	0- 2	0- 0	12- 1				
8- 0	0- 0	1- 0	HOME	0- 0	0- 0	7- 0				
5- 4	0- 1	0- 0	AWAY	0- 2	0- 0	5- 1				
0- 0	0- 0	0- 0	NEUTRAL	0- 0	0- 0	0- 0				
8- 3	0- 1	1- 0	NON-CONFERENCE	0- 2	0- 0	7- 0				
5- 0	0- 0	1- 0	HOME	0- 0	0- 0	4- 0				
3- 3	0- 1	0- 0	AWAY	0- 2	0- 0	3- 0				
0- 0	0- 0	0- 0	NEUTRAL	0- 0	0- 0	0- 0				
5- 1	0- 0	0- 0	CONFERENCE	0- 0	0- 0	5- 1				
3- 0	0- 0	0- 0	HOME	0- 0	0- 0	3- 0				
2- 1	0- 0	0- 0	AWAY	0- 0	0- 0	2- 1				
0- 0	0- 0	0- 0	NEUTRAL	0- 0	0- 0	0- 0				

RPI 1-25				RPI 26-50				RPI 51-100 Team's RPI: 92				RPI 101+			
RPI	S	Opponent	Score	RPI	S	Opponent	Score	RPI	S	Opponent	Score	RPI	S	Opponent	Score
17	A	Northwestern	44 73	45	H	Yale	70 67	67	A	Alabama	52 72	154	A	Cornell	62 58
								99	A	Saint Louis	51 61	193	A	American	61 63
												196	A	Boston U.	70 61
												216	H	Niagara	85 72
												223	H	UMass Lowell	73 51
												238	H	Lafayette	73 52
												263	H	Army West Point	100 93
												270	H	Wagner	74 58
												274	H	Navy	80 55
												278	A	Loyola Maryland	76 74
												308	H	Siena	88 51
												328	A	NJIT	79 52
												330	A	Canisius	90 69
LAST 10 Division I															
				196	A	Boston U.	70 61					193	A	American	61 63
				238	H	Lafayette	73 52					270	H	Wagner	74 58
				274	H	Navy	80 55					67	A	Alabama	52 72
				278	A	Loyola Maryland	76 74					308	H	Siena	88 51
				263	H	Army West Point	100 93					216	H	Niagara	85 72

Non-Div I Games:

Colgate

■ Loss, 
 ■ Non-Conf, 
 S Site, 
 ■ Home 
 ■ Away 
 N Neutral



Colorado

Through Games Of Jan. 21, 2020

Average RPI Win:	194	WON-LOST	WINNING	LAST 10	STRENGTH OF	OPP. STRENGTH	TEAM	ADJ.	CONF.	ADJ CONF.
Average RPI Loss:	34	RECORD	PCT. RANK	GAMES	SCHEDULE	OF SCHEDULE	RPI	RPI	RPI	RPI
DIV. I ONLY	13- 4	44	6-4	116	64	51	51	1	1	
DIV. I NON-CONF.	11- 0	1	4-0	294	160	57	57	1	1	
TOTALS	RPI 1-25	RPI 26-50	W-L RECORDS	RPI 51-100	RPI 101-150	RPI 150+				
13- 4	0- 3	0- 0	OVERALL	2- 0	3- 1	8- 0				
7- 2	0- 1	0- 0	HOME	2- 0	1- 1	4- 0				
5- 2	0- 2	0- 0	AWAY	0- 0	2- 0	3- 0				
1- 0	0- 0	0- 0	NEUTRAL	0- 0	0- 0	1- 0				
11- 0	0- 0	0- 0	NON-CONFERENCE	1- 0	2- 0	8- 0				
6- 0	0- 0	0- 0	HOME	1- 0	1- 0	4- 0				
4- 0	0- 0	0- 0	AWAY	0- 0	1- 0	3- 0				
1- 0	0- 0	0- 0	NEUTRAL	0- 0	0- 0	1- 0				
2- 4	0- 3	0- 0	CONFERENCE	1- 0	1- 1	0- 0				
1- 2	0- 1	0- 0	HOME	1- 0	0- 1	0- 0				
1- 2	0- 2	0- 0	AWAY	0- 0	1- 0	0- 0				
0- 0	0- 0	0- 0	NEUTRAL	0- 0	0- 0	0- 0				

RPI	S	Opponent	Score	RPI	S	Opponent	Score	RPI	S	Opponent	Score	RPI	S	Opponent	Score
7	A	Oregon	46 104					80	H	Southern California	66 53	111	A	Utah	80 70
8	H	UCLA	62 65					95	H	Texas Southern	74 50	111	H	Utah	69 84
10	A	Oregon St.	60 72									126	A	Tulane	62 52
												135	H	Wisconsin	74 57
												157	N	UAB	77 69
												217	A	Wyoming	66 56
												218	A	Xavier	62 53
												236	H	Jacksonville	66 44
												257	A	Colorado St.	79 75
												269	H	Indiana St.	59 46
												295	H	Denver	96 70
												328	H	NJIT	80 57
LAST 10 Division I															
111	H	Utah	69 84	111	A	Utah	80 70								
8	H	UCLA	62 65	126	A	Tulane	62 52								
80	H	Southern California	66 53	157	N	UAB	77 69								
10	A	Oregon St.	60 72	295	H	Denver	96 70								
7	A	Oregon	46 104	218	A	Xavier	62 53								

Non-Div I Games:

Colorado

Loss, Non-Conf, S Site, H Home A Away N Neutral

Average RPI Win:	276	WON-LOST	WINNING	LAST 10	STRENGTH OF	OPP. STRENGTH	TEAM	ADJ.	CONF.	ADJ CONF.
Average RPI Loss:	149	RECORD	PCT. RANK	GAMES	SCHEDULE	OF SCHEDULE	RPI	RPI	RPI	RPI
DIV. I ONLY	7- 9	207	4-6	249	285	257	257	17	17	
DIV. I NON-CONF.	4- 5	195	1-2	268	303	264	264	24	24	
TOTALS	RPI 1-25	RPI 26-50	W-L RECORDS	RPI 51-100	RPI 101-150	RPI 150+				
7- 9	0- 0	0- 0	OVERALL	0- 3	0- 1	7- 5				
5- 4	0- 0	0- 0	HOME	0- 2	0- 0	5- 2				
2- 5	0- 0	0- 0	AWAY	0- 1	0- 1	2- 3				
0- 0	0- 0	0- 0	NEUTRAL	0- 0	0- 0	0- 0				
4- 5	0- 0	0- 0	NON-CONFERENCE	0- 2	0- 1	4- 2				
3- 2	0- 0	0- 0	HOME	0- 1	0- 0	3- 1				
1- 3	0- 0	0- 0	AWAY	0- 1	0- 1	1- 1				
0- 0	0- 0	0- 0	NEUTRAL	0- 0	0- 0	0- 0				
3- 4	0- 0	0- 0	CONFERENCE	0- 1	0- 0	3- 3				
2- 2	0- 0	0- 0	HOME	0- 1	0- 0	2- 1				
1- 2	0- 0	0- 0	AWAY	0- 0	0- 0	1- 2				
0- 0	0- 0	0- 0	NEUTRAL	0- 0	0- 0	0- 0				

RPI 1-25				RPI 26-50				RPI 51-100				RPI 101+ Team's RPI: 257			
RPI	S	Opponent	Score	RPI	S	Opponent	Score	RPI	S	Opponent	Score	RPI	S	Opponent	Score
								51	H	Colorado	75 79	119	A	Idaho	54 61
								64	A	Tennessee	41 79	155	H	San Jose St.	53 58
								97	H	Boise St.	69 72	180	A	New Mexico	62 73
												191	H	Northern Ill.	75 80
												200	A	Northern Colo.	75 58
												208	A	Tulsa	55 61
												217	A	Wyoming	56 49
												235	H	UC Riverside	52 40
												273	A	San Diego St.	49 59
												288	H	Nevada	75 70
												309	H	Air Force	60 40
												332	H	Incarnate Word	75 47
												351	H	Mississippi Val.	65 46
LAST 10 Division I															
309	H	Air Force	60 40	208	A	Tulsa	55 61								
180	A	New Mexico	62 73	351	H	Mississippi Val.	65 46								
155	H	San Jose St.	53 58	64	A	Tennessee	41 79								
217	A	Wyoming	56 49	97	H	Boise St.	69 72								
288	H	Nevada	75 70	273	A	San Diego St.	49 59								

Non-Div I Games: Western St. 56 47 Chadron St. 102 51

Colorado St.

■ Loss, 
■ Non-Conf, 
■ S Site, 
■ H Home 
■ A Away 
N Neutral

Average RPI Win: <b>225</b>	WON-LOST	WINNING	LAST 10	STRENGTH OF	OPP. STRENGTH	TEAM	ADJ.	CONF.	ADJ CONF.
Average RPI Loss: <b>162</b>	RECORD	PCT. RANK	GAMES	SCHEDULE	OF SCHEDULE	RPI	RPI	RPI	RPI
DIV. I ONLY	10- 4	64	9-1	305	173	153	153	8	8
DIV. I NON-CONF.	9- 4	84	8-1	311	209	169	169	8	8
TOTALS	RPI 1-25	RPI 26-50	W-L RECORDS	RPI 51-100	RPI 101-150	RPI 150+			
10- 4	0- 0	0- 0	OVERALL	1- 2	2- 0	7- 2			
7- 1	0- 0	0- 0	HOME	1- 0	1- 0	5- 1			
3- 3	0- 0	0- 0	AWAY	0- 2	1- 0	2- 1			
0- 0	0- 0	0- 0	NEUTRAL	0- 0	0- 0	0- 0			
9- 4	0- 0	0- 0	NON-CONFERENCE	1- 2	2- 0	6- 2			
6- 1	0- 0	0- 0	HOME	1- 0	1- 0	4- 1			
3- 3	0- 0	0- 0	AWAY	0- 2	1- 0	2- 1			
0- 0	0- 0	0- 0	NEUTRAL	0- 0	0- 0	0- 0			
1- 0	0- 0	0- 0	CONFERENCE	0- 0	0- 0	1- 0			
1- 0	0- 0	0- 0	HOME	0- 0	0- 0	1- 0			
0- 0	0- 0	0- 0	AWAY	0- 0	0- 0	0- 0			
0- 0	0- 0	0- 0	NEUTRAL	0- 0	0- 0	0- 0			

RPI 1-25			RPI 26-50			RPI 51-100			RPI 101+			Team's RPI: 153
RPI	S	Opponent	Score	RPI	S	Opponent	Score	RPI	S	Opponent	Score	
						63	A Vanderbilt	51	72	114	H Fordham	70 51
						79	A Buffalo	75	82	131	A Robert Morris	61 59
						88	H Davidson	63	60	154	H Cornell	76 66
										184	H Saint Joseph's	57 71
										233	H Georgetown	54 49
										263	A Army West Point	71 62
										285	H Milwaukee	74 46
										320	A Albany (NY)	78 82
										323	H Mercer	77 48
										328	H NJIT	99 43
										331	A Tennessee St.	75 65
LAST 10 Division I												
154	H	Cornell	76 66	88	H	Davidson	63 60					
323	H	Mercer	77 48	233	H	Georgetown	54 49					
331	A	Tennessee St.	75 65	285	H	Milwaukee	74 46					
63	A	Vanderbilt	51 72	263	A	Army West Point	71 62					
328	H	NJIT	99 43	131	A	Robert Morris	61 59					

Non-Div I Games:

Columbia

Average RPI Win:	0	WON-LOST	WINNING	LAST 10	STRENGTH OF	OPP. STRENGTH	TEAM	ADJ.	CONF.	ADJ CONF.
Average RPI Loss:	179	RECORD	PCT. RANK	GAMES	SCHEDULE	OF SCHEDULE	RPI	RPI	RPI	RPI
DIV. I ONLY	0- 17	349	0-10	219	282	343	343	30	30	
DIV. I NON-CONF.	0- 12	338	0-5	171	200	329	329	31	31	
TOTALS	RPI 1-25	RPI 26-50	W-L RECORDS	RPI 51-100	RPI 101-150	RPI 150+				
0- 17	0- 0	0- 3	OVERALL	0- 2	0- 3	0- 9				
0- 5	0- 0	0- 0	HOME	0- 0	0- 1	0- 4				
0- 12	0- 0	0- 3	AWAY	0- 2	0- 2	0- 5				
0- 0	0- 0	0- 0	NEUTRAL	0- 0	0- 0	0- 0				
0- 12	0- 0	0- 3	NON-CONFERENCE	0- 2	0- 2	0- 5				
0- 2	0- 0	0- 0	HOME	0- 0	0- 0	0- 2				
0- 10	0- 0	0- 3	AWAY	0- 2	0- 2	0- 3				
0- 0	0- 0	0- 0	NEUTRAL	0- 0	0- 0	0- 0				
0- 5	0- 0	0- 0	CONFERENCE	0- 0	0- 1	0- 4				
0- 3	0- 0	0- 0	HOME	0- 0	0- 1	0- 2				
0- 2	0- 0	0- 0	AWAY	0- 0	0- 0	0- 2				
0- 0	0- 0	0- 0	NEUTRAL	0- 0	0- 0	0- 0				

RPI 1-25				RPI 26-50				RPI 51-100				RPI 101+				Team's RPI: 343	
RPI	S	Opponent	Score	RPI	S	Opponent	Score	RPI	S	Opponent	Score	RPI	S	Opponent	Score		
				28	A	West Virginia	47 82	83	A	South Dakota St.	41 94	123	A	Cincinnati	40 86		
				35	A	Rutgers	33 107	91	A	Dayton	48 78	128	H	N.C. A&T	38 84		
				43	A	South Dakota	44 82					140	A	George Washington	35 54		
												173	H	Norfolk St.	48 85		
												182	A	Bethune-Cookman	51 82		
												202	A	La Salle	46 79		
												216	H	Niagara	67 82		
												247	A	Marshall	47 60		
												316	A	UMBC	48 71		
												338	H	Saint Peter's	57 82		
												349	H	South Carolina St.	60 71		
												350	A	Florida A&M	48 58		
LAST 10 Division I																	
				128	H	N.C. A&T	38 84	91	A	Dayton	48 78						
				350	A	Florida A&M	48 58	123	A	Cincinnati	40 86						
				182	A	Bethune-Cookman	51 82	216	H	Niagara	67 82						
				173	H	Norfolk St.	48 85	43	A	South Dakota	44 82						
				349	H	South Carolina St.	60 71	83	A	South Dakota St.	41 94						

Non-Div I Games:

Coppin St.

Average RPI Win: <b>266</b>	WON-LOST	WINNING	LAST 10	STRENGTH OF	OPP. STRENGTH	TEAM	ADJ.	CONF.	ADJ CONF.
Average RPI Loss: <b>100</b>	RECORD	PCT. RANK	GAMES	SCHEDULE	OF SCHEDULE	RPI	RPI	RPI	RPI
DIV. I ONLY	7- 6	158	6-4	154	229	154	154	8	8
DIV. I NON-CONF.	7- 5	130	6-3	191	235	147	147	8	8
TOTALS	RPI 1-25	RPI 26-50	W-L RECORDS	RPI 51-100	RPI 101-150	RPI 150+			
7- 6	0- 1	0- 1	OVERALL	0- 1	0- 1	7- 2			
3- 3	0- 0	0- 0	HOME	0- 1	0- 1	3- 1			
4- 3	0- 1	0- 1	AWAY	0- 0	0- 0	4- 1			
0- 0	0- 0	0- 0	NEUTRAL	0- 0	0- 0	0- 0			
7- 5	0- 1	0- 1	NON-CONFERENCE	0- 1	0- 1	7- 1			
3- 3	0- 0	0- 0	HOME	0- 1	0- 1	3- 1			
4- 2	0- 1	0- 1	AWAY	0- 0	0- 0	4- 0			
0- 0	0- 0	0- 0	NEUTRAL	0- 0	0- 0	0- 0			
0- 1	0- 0	0- 0	CONFERENCE	0- 0	0- 0	0- 1			
0- 0	0- 0	0- 0	HOME	0- 0	0- 0	0- 0			
0- 1	0- 0	0- 0	AWAY	0- 0	0- 0	0- 1			
0- 0	0- 0	0- 0	NEUTRAL	0- 0	0- 0	0- 0			

RPI 1-25				RPI 26-50				RPI 51-100				RPI 101+ Team's RPI: 154			
RPI	S	Opponent	Score	RPI	S	Opponent	Score	RPI	S	Opponent	Score	RPI	S	Opponent	Score
24	A	TCU	49 59	28	A	West Virginia	62 68	92	H	Colgate	58 62	105	H	Duquesne	62 72
												153	A	Columbia	66 76
												199	H	Binghamton	56 59
												216	H	Niagara	82 59
												223	A	UMass Lowell	70 56
												230	H	ETSU	71 43
												261	A	Delaware St.	77 51
												281	A	St. Bonaventure	70 42
												320	A	Albany (NY)	71 51
												328	H	NJIT	68 44
LAST 10 Division I															
153	A	Columbia	66 76	199	H	Binghamton	56 59								
230	H	ETSU	71 43	223	A	UMass Lowell	70 56								
28	A	West Virginia	62 68	261	A	Delaware St.	77 51								
281	A	St. Bonaventure	70 42	216	H	Niagara	82 59								
105	H	Duquesne	62 72	328	H	NJIT	68 44								

Non-Div I Games:

Cornell

■ Loss, 
 ■ Non-Conf, S Site, 
 ■ Home 
 ■ Away 
 N Neutral

Creighton

Through Games Of Jan. 21, 2020

Average RPI Win:	120	WON-LOST	WINNING	LAST 10	STRENGTH OF	OPP. STRENGTH	TEAM	ADJ.	CONF.	ADJ CONF.
Average RPI Loss:	38	RECORD	PCT. RANK	GAMES	SCHEDULE	OF SCHEDULE	RPI	RPI	RPI	RPI
DIV. I ONLY	12- 6	72	6-4	11	42	22	22	6	6	
DIV. I NON-CONF.	8- 3	68	2-1	11	49	8	8	6	6	
TOTALS	RPI 1-25	RPI 26-50	W-L RECORDS	RPI 51-100	RPI 101-150	RPI 150+				
12- 6	0- 1	4- 4	OVERALL	3- 1	2- 0	3- 0				
6- 1	0- 1	2- 0	HOME	1- 0	2- 0	1- 0				
4- 5	0- 0	1- 4	AWAY	1- 1	0- 0	2- 0				
2- 0	0- 0	1- 0	NEUTRAL	1- 0	0- 0	0- 0				
8- 3	0- 0	3- 3	NON-CONFERENCE	2- 0	1- 0	2- 0				
4- 0	0- 0	1- 0	HOME	1- 0	1- 0	1- 0				
2- 3	0- 0	1- 3	AWAY	0- 0	0- 0	1- 0				
2- 0	0- 0	1- 0	NEUTRAL	1- 0	0- 0	0- 0				
4- 3	0- 1	1- 1	CONFERENCE	1- 1	1- 0	1- 0				
2- 1	0- 1	1- 0	HOME	0- 0	1- 0	0- 0				
2- 2	0- 0	0- 1	AWAY	1- 1	0- 0	1- 0				
0- 0	0- 0	0- 0	NEUTRAL	0- 0	0- 0	0- 0				

RPI	S	Opponent	Score	RPI	S	Opponent	Score	RPI	S	Opponent	Score	RPI	S	Opponent	Score
13	H	DePaul	71 74	27	A	Arizona St.	55 70	57	N	Temple	69 59	110	H	Providence	72 63
				28	N	West Virginia	82 75	59	A	Seton Hall	70 82	132	H	Wichita St.	56 46
				38	A	Drake	53 63	83	H	South Dakota St.	61 48	233	A	Georgetown	65 56
				39	H	Marquette	72 62	89	A	Villanova	58 42	276	A	Omaha	67 54
				43	A	South Dakota	65 72					293	H	North Dakota St.	70 59
				46	A	St. John's (NY)	58 63								
				47	A	Nebraska	79 74								
				50	H	UNI	57 54								
LAST 10 Division I															
				46	A	St. John's (NY)	58 63	89	A	Villanova	58 42				
				59	A	Seton Hall	70 82	233	A	Georgetown	65 56				
				110	H	Providence	72 63	27	A	Arizona St.	55 70				
				13	H	DePaul	71 74	132	H	Wichita St.	56 46				
				39	H	Marquette	72 62	50	H	UNI	57 54				

Non-Div I Games:

Creighton

Loss, Non-Conf, S Site, H Home A Away N Neutral

Average RPI Win: <b>223</b>	WON-LOST	WINNING	LAST 10	STRENGTH OF	OPP. STRENGTH	TEAM	ADJ.	CONF.	ADJ CONF.
Average RPI Loss: <b>167</b>	RECORD	PCT. RANK	GAMES	SCHEDULE	OF SCHEDULE	RPI	RPI	RPI	RPI
DIV. I ONLY	7- 7	170	4-6	135	260	152	152	8	8
DIV. I NON-CONF.	6- 7	182	3-6	164	265	170	170	8	8
TOTALS	RPI 1-25	RPI 26-50	W-L RECORDS	RPI 51-100	RPI 101-150	RPI 150+			
7- 7	0- 1	0- 0	OVERALL	0- 2	1- 0	6- 4			
5- 1	0- 0	0- 0	HOME	0- 0	1- 0	4- 1			
2- 6	0- 1	0- 0	AWAY	0- 2	0- 0	2- 3			
0- 0	0- 0	0- 0	NEUTRAL	0- 0	0- 0	0- 0			
6- 7	0- 1	0- 0	NON-CONFERENCE	0- 2	0- 0	6- 4			
4- 1	0- 0	0- 0	HOME	0- 0	0- 0	4- 1			
2- 6	0- 1	0- 0	AWAY	0- 2	0- 0	2- 3			
0- 0	0- 0	0- 0	NEUTRAL	0- 0	0- 0	0- 0			
1- 0	0- 0	0- 0	CONFERENCE	0- 0	1- 0	0- 0			
1- 0	0- 0	0- 0	HOME	0- 0	1- 0	0- 0			
0- 0	0- 0	0- 0	AWAY	0- 0	0- 0	0- 0			
0- 0	0- 0	0- 0	NEUTRAL	0- 0	0- 0	0- 0			

RPI 1-25				RPI 26-50				RPI 51-100				RPI 101+ Team's RPI: 152			
RPI	S	Opponent	Score	RPI	S	Opponent	Score	RPI	S	Opponent	Score	RPI	S	Opponent	Score
17	A	Northwestern	37 <b>79</b>					79	A	Buffalo	49 <b>73</b>	146	H	Harvard	63 62
								96	A	Loyola Chicago	40 <b>61</b>	164	H	Merrimack	57 52
												196	A	Boston U.	56 <b>74</b>
												213	A	Manhattan	58 <b>70</b>
												223	A	UMass Lowell	62 51
												244	A	Fairfield	52 51
												252	H	Maine	57 41
												255	H	Vermont	72 55
												278	A	Loyola Maryland	56 <b>72</b>
												280	H	New Hampshire	66 47
												291	H	Texas St.	51 <b>61</b>
LAST 10 Division I															
146	H	Harvard	63 62	291	H	Texas St.	51 <b>61</b>	223	A	UMass Lowell	62 51				
278	A	Loyola Maryland	56 <b>72</b>	252	H	Maine	57 41	17	A	Northwestern	37 <b>79</b>				
79	A	Buffalo	49 <b>73</b>	96	A	Loyola Chicago	40 <b>61</b>								
196	A	Boston U.	56 <b>74</b>												
280	H	New Hampshire	66 47												

Non-Div I Games:

Average RPI Win:	202	WON-LOST	WINNING	LAST 10	STRENGTH OF	OPP. STRENGTH	TEAM	ADJ.	CONF.	ADJ CONF.
Average RPI Loss:	87	RECORD	PCT. RANK	GAMES	SCHEDULE	OF SCHEDULE	RPI	RPI	RPI	RPI
DIV. I ONLY	11- 6	88	7-3	186	105	88	88	12	12	
DIV. I NON-CONF.	6- 6	164	2-3	246	122	151	151	12	12	
TOTALS	RPI 1-25	RPI 26-50	W-L RECORDS	RPI 51-100	RPI 101-150	RPI 150+				
11- 6	0- 0	0- 2	OVERALL	1- 2	3- 1	7- 1				
5- 1	0- 0	0- 0	HOME	0- 1	3- 0	2- 0				
5- 5	0- 0	0- 2	AWAY	1- 1	0- 1	4- 1				
1- 0	0- 0	0- 0	NEUTRAL	0- 0	0- 0	1- 0				
6- 6	0- 0	0- 2	NON-CONFERENCE	0- 2	0- 1	6- 1				
2- 1	0- 0	0- 0	HOME	0- 1	0- 0	2- 0				
3- 5	0- 0	0- 2	AWAY	0- 1	0- 1	3- 1				
1- 0	0- 0	0- 0	NEUTRAL	0- 0	0- 0	1- 0				
5- 0	0- 0	0- 0	CONFERENCE	1- 0	3- 0	1- 0				
3- 0	0- 0	0- 0	HOME	0- 0	3- 0	0- 0				
2- 0	0- 0	0- 0	AWAY	1- 0	0- 0	1- 0				
0- 0	0- 0	0- 0	NEUTRAL	0- 0	0- 0	0- 0				

RPI 1-25				RPI 26-50				RPI 51-100				Team's RPI: 88	RPI 101+			
RPI	S	Opponent	Score	RPI	S	Opponent	Score	RPI	S	Opponent	Score		RPI	S	Opponent	Score
				30	A	Virginia Tech	68 88	62	H	Charlotte	64 75		114	H	Fordham	74 62
				48	A	Duke	52 82	90	A	Drexel	63 74		139	A	Florida	50 55
								99	A	Saint Louis	65 58		140	H	George Washington	62 55
													145	H	Rhode Island	79 67
													153	A	Columbia	60 63
													209	A	George Mason	76 69
													225	A	UMKC	74 64
													230	A	ETSU	75 60
													233	H	Georgetown	66 52
													240	A	High Point	73 63
													265	N	UC Irvine	78 72
													327	H	Western Caro.	101 51
LAST 10 Division I																
				140	H	George Washington	62 55	139	A	Florida	50 55					
				209	A	George Mason	76 69	62	H	Charlotte	64 75					
				145	H	Rhode Island	79 67	153	A	Columbia	60 63					
				114	H	Fordham	74 62	240	A	High Point	73 63					
				99	A	Saint Louis	65 58	230	A	ETSU	75 60					

Non-Div I Games: Newberry 75 46

Davidson



Average RPI Win:	203	WON-LOST	WINNING	LAST 10	STRENGTH OF	OPP. STRENGTH	TEAM	ADJ.	CONF.	ADJ CONF.
Average RPI Loss:	47	RECORD	PCT. RANK	GAMES	SCHEDULE	OF SCHEDULE	RPI	RPI	RPI	RPI
DIV. I ONLY	12- 7	100	8-2	120	49	91	91	12	12	
DIV. I NON-CONF.	7- 7	164	3-2	121	22	132	132	12	12	
TOTALS	RPI 1-25	RPI 26-50	W-L RECORDS	RPI 51-100	RPI 101-150	RPI 150+				
12- 7	0- 4	0- 0	OVERALL	1- 2	3- 1	8- 0				
6- 2	0- 2	0- 0	HOME	1- 0	1- 0	4- 0				
4- 2	0- 1	0- 0	AWAY	0- 1	2- 0	2- 0				
2- 3	0- 1	0- 0	NEUTRAL	0- 1	0- 1	2- 0				
7- 7	0- 4	0- 0	NON-CONFERENCE	0- 2	1- 1	6- 0				
3- 2	0- 2	0- 0	HOME	0- 0	0- 0	3- 0				
2- 2	0- 1	0- 0	AWAY	0- 1	1- 0	1- 0				
2- 3	0- 1	0- 0	NEUTRAL	0- 1	0- 1	2- 0				
5- 0	0- 0	0- 0	CONFERENCE	1- 0	2- 0	2- 0				
3- 0	0- 0	0- 0	HOME	1- 0	1- 0	1- 0				
2- 0	0- 0	0- 0	AWAY	0- 0	1- 0	1- 0				
0- 0	0- 0	0- 0	NEUTRAL	0- 0	0- 0	0- 0				

RPI	S	Opponent	Score
2	H	South Carolina	49 75
4	H	UConn	37 75
9	N	Gonzaga	65 76
23	A	Central Mich.	80 81

RPI	S	Opponent	Score
-----	---	----------	-------

RPI	S	Opponent	Score
60	N	Wake Forest	59 78
79	A	Buffalo	59 67
99	H	Saint Louis	48 47

RPI	S	Opponent	Score
105	H	Duquesne	54 41
130	A	Richmond	65 51
137	A	Northeastern	71 60
149	N	Auburn	74 76
160	A	Toledo	60 42
202	A	La Salle	98 58
209	H	George Mason	59 55
251	H	Lipscomb	82 60
252	N	Maine	78 49
266	H	Morehead St.	58 41
279	N	East Carolina	94 68
343	H	Coppin St.	78 48

## LAST 10 Division I

99	H	Saint Louis	48 47	343	H	Coppin St.	78 48
105	H	Duquesne	54 41	279	N	East Carolina	94 68
130	A	Richmond	65 51	60	N	Wake Forest	59 78
209	H	George Mason	59 55	79	A	Buffalo	59 67
202	A	La Salle	98 58	266	H	Morehead St.	58 41

Non-Div I Games:

Dayton

■ Loss, 
 ■ Non-Conf, 
 S Site, 
 ■ Home 
 ■ Away 
 N Neutral

DD

Paul

### Non-Div I Games:

Delaware

Through Games Of Jan. 21, 2020

Average RPI Win:	209	WON-LOST	WINNING	LAST 10	STRENGTH OF	OPP. STRENGTH	TEAM	ADJ.	CONF.	ADJ CONF.
Average RPI Loss:	156	RECORD	PCT. RANK	GAMES	SCHEDULE	OF SCHEDULE	RPI	RPI	RPI	RPI
DIV. I ONLY	5- 11	268	3-7	223	112	253	253	14	14	
DIV. I NON-CONF.	4- 7	225	2-3	165	90	198	198	13	13	
TOTALS	RPI 1-25	RPI 26-50	W-L RECORDS	RPI 51-100	RPI 101-150	RPI 150+				
5- 11	0- 1	0- 0	OVERALL	0- 3	1- 2	4- 5				
2- 4	0- 0	0- 0	HOME	0- 0	0- 2	2- 2				
2- 7	0- 1	0- 0	AWAY	0- 3	1- 0	1- 3				
1- 0	0- 0	0- 0	NEUTRAL	0- 0	0- 0	1- 0				
4- 7	0- 1	0- 0	NON-CONFERENCE	0- 2	1- 1	3- 3				
1- 3	0- 0	0- 0	HOME	0- 0	0- 1	1- 2				
2- 4	0- 1	0- 0	AWAY	0- 2	1- 0	1- 1				
1- 0	0- 0	0- 0	NEUTRAL	0- 0	0- 0	1- 0				
1- 4	0- 0	0- 0	CONFERENCE	0- 1	0- 1	1- 2				
1- 1	0- 0	0- 0	HOME	0- 0	0- 1	1- 0				
0- 3	0- 0	0- 0	AWAY	0- 1	0- 0	0- 2				
0- 0	0- 0	0- 0	NEUTRAL	0- 0	0- 0	0- 0				

RPI 1-25				RPI 26-50				RPI 51-100				RPI 101+ Team's RPI: 253			
RPI	S	Opponent	Score	RPI	S	Opponent	Score	RPI	S	Opponent	Score	RPI	S	Opponent	Score
16	A	Maryland	55 99					61	A	UCF	49 75	131	A	Robert Morris	73 62
								62	A	Charlotte	57 61	137	H	Northeastern	62 72
								90	A	Drexel	59 63	140	H	George Washington	49 63
												168	N	Santa Clara	81 80
												209	H	George Mason	63 44
												219	A	Gardner-Webb	65 67
												222	A	Cal St. Fullerton	72 55
												239	A	UNCW	65 71
												241	A	Col. of Charleston	73 84
												252	H	Maine	56 69
												261	H	Delaware St.	64 67
												315	H	Hofstra	80 59
LAST 10 Division I															
90	A	Drexel	59 63	209	H	George Mason	63 44								
137	H	Northeastern	62 72	62	A	Charlotte	57 61								
315	H	Hofstra	80 59	219	A	Gardner-Webb	65 67								
241	A	Col. of Charleston	73 84	131	A	Robert Morris	73 62								
239	A	UNCW	65 71	140	H	George Washington	49 63								

Non-Div I Games:

Delaware

Loss, Non-Conf, S Site, H Home A Away N Neutral

Average RPI Win:	293	WON-LOST	WINNING	LAST 10	STRENGTH OF	OPP. STRENGTH	TEAM	ADJ.	CONF.	ADJ CONF.
Average RPI Loss:	142	RECORD	PCT. RANK	GAMES	SCHEDULE	OF SCHEDULE	RPI	RPI	RPI	RPI
DIV. I ONLY	4- 10	280	3-7	68	348	261	261	30	30	
DIV. I NON-CONF.	2- 9	304	1-6	42	347	257	257	31	31	
TOTALS	RPI 1-25	RPI 26-50	W-L RECORDS	RPI 51-100	RPI 101-150	RPI 150+				
4- 10	0- 0	0- 1	OVERALL	0- 3	0- 1	4- 5				
3- 7	0- 0	0- 0	HOME	0- 2	0- 1	3- 4				
1- 3	0- 0	0- 1	AWAY	0- 1	0- 0	1- 1				
0- 0	0- 0	0- 0	NEUTRAL	0- 0	0- 0	0- 0				
2- 9	0- 0	0- 1	NON-CONFERENCE	0- 3	0- 0	2- 5				
1- 6	0- 0	0- 0	HOME	0- 2	0- 0	1- 4				
1- 3	0- 0	0- 1	AWAY	0- 1	0- 0	1- 1				
0- 0	0- 0	0- 0	NEUTRAL	0- 0	0- 0	0- 0				
2- 1	0- 0	0- 0	CONFERENCE	0- 0	0- 1	2- 0				
2- 1	0- 0	0- 0	HOME	0- 0	0- 1	2- 0				
0- 0	0- 0	0- 0	AWAY	0- 0	0- 0	0- 0				
0- 0	0- 0	0- 0	NEUTRAL	0- 0	0- 0	0- 0				

RPI 1-25				RPI 26-50				RPI 51-100				RPI 101+				Team's RPI: 261	
RPI	S	Opponent	Score	RPI	S	Opponent	Score	RPI	S	Opponent	Score	RPI	S	Opponent	Score		
				40	A	James Madison	64 83	82	A	Boston College	69 109	128	H	N.C. A&T	45 69		
								85	H	Rider	69 71	154	H	Cornell	51 77		
								100	H	Lehigh	38 68	159	H	William & Mary	52 73		
												187	H	Cleveland St.	49 57		
												199	H	Binghamton	66 75		
												253	A	Delaware	67 64		
												267	H	Morgan St.	69 61		
												290	A	Longwood	62 78		
												313	H	N.C. Central	64 54		
												338	H	Saint Peter's	89 66		
LAST 10 Division I																	
				128	H	N.C. A&T	45 69	40	A	James Madison	64 83						
				313	H	N.C. Central	64 54	290	A	Longwood	62 78						
				267	H	Morgan St.	69 61	338	H	Saint Peter's	89 66						
				85	H	Rider	69 71	187	H	Cleveland St.	49 57						
				82	A	Boston College	69 109	159	H	William & Mary	52 73						

Non-Div I Games: Post 67 41 Georgian Court 69 48

Delaware St.

Average RPI Win: <b>255</b>	WON-LOST	WINNING	LAST 10	STRENGTH OF	OPP. STRENGTH	TEAM	ADJ.	CONF.	ADJ CONF.
Average RPI Loss: <b>174</b>	RECORD	PCT. RANK	GAMES	SCHEDULE	OF SCHEDULE	RPI	RPI	RPI	RPI
DIV. I ONLY	7- 11	231	3-7	253	261	295	295	19	19
DIV. I NON-CONF.	5- 7	205	1-3	275	305	301	301	19	19
TOTALS	RPI 1-25	RPI 26-50	W-L RECORDS	RPI 51-100	RPI 101-150	RPI 150+			
7- 11	0- 0	0- 1	OVERALL	0- 2	0- 1	7- 7			
7- 4	0- 0	0- 0	HOME	0- 1	0- 0	7- 3			
0- 5	0- 0	0- 1	AWAY	0- 1	0- 0	0- 3			
0- 2	0- 0	0- 0	NEUTRAL	0- 0	0- 1	0- 1			
5- 7	0- 0	0- 0	NON-CONFERENCE	0- 1	0- 1	5- 5			
5- 2	0- 0	0- 0	HOME	0- 0	0- 0	5- 2			
0- 3	0- 0	0- 0	AWAY	0- 1	0- 0	0- 2			
0- 2	0- 0	0- 0	NEUTRAL	0- 0	0- 1	0- 1			
2- 4	0- 0	0- 1	CONFERENCE	0- 1	0- 0	2- 2			
2- 2	0- 0	0- 0	HOME	0- 1	0- 0	2- 1			
0- 2	0- 0	0- 1	AWAY	0- 0	0- 0	0- 1			
0- 0	0- 0	0- 0	NEUTRAL	0- 0	0- 0	0- 0			

RPI S	Opponent	Score	RPI S	Opponent	Score	RPI S	Opponent	Score	RPI S	Opponent	Score	Team's RPI: 295
43	A South Dakota	61 104	51	A Colorado	70 96	129	N Western Mich.	70 79	192	H North Dakota	82 90	
			83	H South Dakota St.	79 86	195	A Lamar University	59 71	197	H Southern Utah	81 73	
						198	N Akron	72 88	200	H Northern Colo.	74 55	
						215	A Western Ill.	75 82	217	H Wyoming	71 57	
						225	A UMKC	79 83	265	H UC Irvine	83 75	
						275	H Alabama A&M	83 86	276	H Omaha	66 60	
						293	H North Dakota St.	91 82	310	H New Mexico St.	75 78	
						339	H Cal Poly	96 66				
LAST 10 Division I												
276	H Omaha	66 60	293	H North Dakota St.	91 82							
215	A Western Ill.	75 82	129	N Western Mich.	70 79							
83	H South Dakota St.	79 86	198	N Akron	72 88							
43	A South Dakota	61 104	197	H Southern Utah	81 73							
192	H North Dakota	82 90	51	A Colorado	70 96							

Non-Div I Games: Colo. Christian 89 49

Denver

Average RPI Win:	264	WON-LOST	WINNING	LAST 10	STRENGTH OF	OPP. STRENGTH	TEAM	ADJ.	CONF.	ADJ CONF.
Average RPI Loss:	169	RECORD	PCT. RANK	GAMES	SCHEDULE	OF SCHEDULE	RPI	RPI	RPI	RPI
DIV. I ONLY	2- 16	337	2-8	170	273	312	312	20	20	
DIV. I NON-CONF.	0- 11	338	0-3	116	253	325	325	18	18	
TOTALS	RPI 1-25	RPI 26-50	W-L RECORDS	RPI 51-100	RPI 101-150	RPI 150+				
2- 16	0- 0	0- 0	OVERALL	0- 3	0- 3	2- 10				
1- 9	0- 0	0- 0	HOME	0- 1	0- 0	1- 8				
1- 5	0- 0	0- 0	AWAY	0- 2	0- 2	1- 1				
0- 2	0- 0	0- 0	NEUTRAL	0- 0	0- 1	0- 1				
0- 11	0- 0	0- 0	NON-CONFERENCE	0- 2	0- 3	0- 6				
0- 5	0- 0	0- 0	HOME	0- 1	0- 0	0- 4				
0- 4	0- 0	0- 0	AWAY	0- 1	0- 2	0- 1				
0- 2	0- 0	0- 0	NEUTRAL	0- 0	0- 1	0- 1				
2- 5	0- 0	0- 0	CONFERENCE	0- 1	0- 0	2- 4				
1- 4	0- 0	0- 0	HOME	0- 0	0- 0	1- 4				
1- 1	0- 0	0- 0	AWAY	0- 1	0- 0	1- 0				
0- 0	0- 0	0- 0	NEUTRAL	0- 0	0- 0	0- 0				

RPI 1-25				RPI 26-50				RPI 51-100				RPI 101+				Team's RPI: 312	
RPI	S	Opponent	Score	RPI	S	Opponent	Score	RPI	S	Opponent	Score	RPI	S	Opponent	Score		
								56	A	IUPUI	45	82	113	A	Butler	60	82
								75	A	Michigan St.	52	110	129	A	Western Mich.	67	82
								96	H	Loyola Chicago	60	89	142	N	Tennessee Tech	47	69
													160	H	Toledo	64	82
													161	H	Youngstown St.	47	62
													174	H	Eastern Mich.	70	84
													183	H	Valparaiso	58	77
													185	H	Green Bay	48	65
													187	H	Cleveland St.	70	59
													198	H	Akron	60	81
													209	A	George Mason	62	75
													264	H	Oakland	57	71
													271	N	Sacred Heart	60	66
													285	H	Milwaukee	48	63
													341	A	UIC	70	62
LAST 10 Division I																	
				161	H	Youngstown St.	47	62	341	A	UIC	70	62				
				187	H	Cleveland St.	70	59	264	H	Oakland	57	71				
				185	H	Green Bay	48	65	174	H	Eastern Mich.	70	84				
				285	H	Milwaukee	48	63	160	H	Toledo	64	82				
				56	A	IUPUI	45	82	183	H	Valparaiso	58	77				

Non-Div I Games:

Detroit Mercy

■ Loss, ■ Non-Conf, S Site, H Home A Away N Neutral

## Drake

Through Games Of Jan. 21, 2020

Average RPI Win:	153	WON-LOST	WINNING	LAST 10	STRENGTH OF	OPP. STRENGTH	TEAM	ADJ.	CONF.	ADJ CONF.
Average RPI Loss:	22	RECORD	PCT. RANK	GAMES	SCHEDULE	OF SCHEDULE	RPI	RPI	RPI	RPI
DIV. I ONLY	11- 5	68	7-3	73	3	38	38	7	7	
DIV. I NON-CONF.	7- 4	100	3-2	52	3	34	34	7	7	
TOTALS	RPI 1-25	RPI 26-50	W-L RECORDS	RPI 51-100	RPI 101-150	RPI 150+				
11- 5	1- 2	1- 3	OVERALL	3- 0	1- 0	5- 0				
7- 0	1- 0	1- 0	HOME	2- 0	0- 0	3- 0				
2- 4	0- 2	0- 2	AWAY	1- 0	0- 0	1- 0				
2- 1	0- 0	0- 1	NEUTRAL	0- 0	1- 0	1- 0				
7- 4	1- 1	0- 3	NON-CONFERENCE	2- 0	1- 0	3- 0				
4- 0	1- 0	0- 0	HOME	2- 0	0- 0	1- 0				
1- 3	0- 1	0- 2	AWAY	0- 0	0- 0	1- 0				
2- 1	0- 0	0- 1	NEUTRAL	0- 0	1- 0	1- 0				
4- 1	0- 1	1- 0	CONFERENCE	1- 0	0- 0	2- 0				
3- 0	0- 0	1- 0	HOME	0- 0	0- 0	2- 0				
1- 1	0- 1	0- 0	AWAY	1- 0	0- 0	0- 0				
0- 0	0- 0	0- 0	NEUTRAL	0- 0	0- 0	0- 0				

RPI 1-25				RPI 26-50				RPI 51-100				RPI 101+			
RPI	S	Opponent	Score	RPI	S	Opponent	Score	RPI	S	Opponent	Score	RPI	S	Opponent	Score
3	A	Missouri St.	67 69	26	A	Oklahoma	84 93	65	H	Iowa St.	86 81	149	N	Auburn	83 82
6	A	Iowa	67 79	32	N	Purdue	47 67	66	A	Southern Ill.	73 65	191	A	Northern Ill.	73 49
22	H	Creighton	63 53	43	A	South Dakota	94 102	83	H	South Dakota St.	74 67	215	H	Western Ill.	94 75
				50	H	UNI	104 87					252	N	Maine	94 62
												269	H	Indiana St.	105 65
												326	H	Evansville	108 44
LAST 10 Division I															
				326	H	Evansville	108 44					191	A	Northern Ill.	73 49
				269	H	Indiana St.	105 65					6	A	Iowa	67 79
				66	A	Southern Ill.	73 65					26	A	Oklahoma	84 93
				3	A	Missouri St.	67 69					149	N	Auburn	83 82
				50	H	UNI	104 87					252	N	Maine	94 62

Non-Div I Games: Waldorf 103 18

Drake

Loss, Non-Conf, S Site, H Home A Away N Neutral

Average RPI Win:	190	WON-LOST	WINNING	LAST 10	STRENGTH OF	OPP. STRENGTH	TEAM	ADJ.	CONF.	ADJ CONF.
Average RPI Loss:	105	RECORD	PCT. RANK	GAMES	SCHEDULE	OF SCHEDULE	RPI	RPI	RPI	RPI
DIV. I ONLY	11- 6	88	7-3	122	122	90	90	14	14	
DIV. I NON-CONF.	7- 5	130	3-2	49	101	69	69	13	13	
TOTALS	RPI 1-25	RPI 26-50	W-L RECORDS	RPI 51-100	RPI 101-150	RPI 150+				
11- 6	0- 1	0- 0	OVERALL	2- 2	2- 2	7- 1				
8- 1	0- 0	0- 0	HOME	2- 0	2- 1	4- 0				
3- 4	0- 1	0- 0	AWAY	0- 1	0- 1	3- 1				
0- 1	0- 0	0- 0	NEUTRAL	0- 1	0- 0	0- 0				
7- 5	0- 1	0- 0	NON-CONFERENCE	2- 2	1- 2	4- 0				
5- 1	0- 0	0- 0	HOME	2- 0	1- 1	2- 0				
2- 3	0- 1	0- 0	AWAY	0- 1	0- 1	2- 0				
0- 1	0- 0	0- 0	NEUTRAL	0- 1	0- 0	0- 0				
4- 1	0- 0	0- 0	CONFERENCE	0- 0	1- 0	3- 1				
3- 0	0- 0	0- 0	HOME	0- 0	1- 0	2- 0				
1- 1	0- 0	0- 0	AWAY	0- 0	0- 0	1- 1				
0- 0	0- 0	0- 0	NEUTRAL	0- 0	0- 0	0- 0				

RPI 1-25				RPI 26-50				RPI 51-100 Team's RPI: 90				RPI 101+			
RPI	S	Opponent	Score	RPI	S	Opponent	Score	RPI	S	Opponent	Score	RPI	S	Opponent	Score
13	A	DePaul	57 81					58	A	Bucknell	49 60	117	H	Pacific	51 58
								79	N	Buffalo	59 63	120	A	Penn	49 53
								88	H	Davidson	74 63	130	H	Richmond	58 52
								89	H	Villanova	54 52	137	H	Northeastern	50 41
												184	A	Saint Joseph's	62 52
												202	H	La Salle	69 31
												204	A	Quinnipiac	66 62
												239	A	UNCW	73 72
												241	A	Col. of Charleston	59 73
												252	H	Maine	70 57
												253	H	Delaware	63 59
												315	H	Hofstra	74 54
LAST 10 Division I															
253	H	Delaware	63 59	252	H	Maine	70 57								
315	H	Hofstra	74 54	120	A	Penn	49 53								
137	H	Northeastern	50 41	202	H	La Salle	69 31								
239	A	UNCW	73 72	58	A	Bucknell	49 60								
241	A	Col. of Charleston	59 73	89	H	Villanova	54 52								

Non-Div I Games:

Drexel

■ Loss, 
 ■ Non-Conf, S Site, 
 ■ Home 
 ■ Away 
 N Neutral



Average RPI Win:	136	WON-LOST	WINNING	LAST 10	STRENGTH OF	OPP. STRENGTH	TEAM	ADJ.	CONF.	ADJ CONF.
Average RPI Loss:	43	RECORD	PCT. RANK	GAMES	SCHEDULE	OF SCHEDULE	RPI	RPI	RPI	RPI
DIV. I ONLY	9- 9	170	3-7	6	35	48	48	5	5	
DIV. I NON-CONF.	6- 5	151	0-3	2	148	22	22	3	3	
TOTALS	RPI 1-25	RPI 26-50	W-L RECORDS	RPI 51-100	RPI 101-150	RPI 150+				
9- 9	0- 4	1- 3	OVERALL	3- 1	2- 0	3- 1				
8- 2	0- 1	1- 0	HOME	3- 1	2- 0	2- 0				
1- 7	0- 3	0- 3	AWAY	0- 0	0- 0	1- 1				
0- 0	0- 0	0- 0	NEUTRAL	0- 0	0- 0	0- 0				
6- 5	0- 3	0- 2	NON-CONFERENCE	2- 0	1- 0	3- 0				
5- 1	0- 1	0- 0	HOME	2- 0	1- 0	2- 0				
1- 4	0- 2	0- 2	AWAY	0- 0	0- 0	1- 0				
0- 0	0- 0	0- 0	NEUTRAL	0- 0	0- 0	0- 0				
3- 4	0- 1	1- 1	CONFERENCE	1- 1	1- 0	0- 1				
3- 1	0- 0	1- 0	HOME	1- 1	1- 0	0- 0				
0- 3	0- 1	0- 1	AWAY	0- 0	0- 0	0- 1				
0- 0	0- 0	0- 0	NEUTRAL	0- 0	0- 0	0- 0				













































































RPI 1-25				RPI 26-50				RPI 51-100				RPI 101+			
RPI	S	Opponent	Score	RPI	S	Opponent	Score	RPI	S	Opponent	Score	RPI	S	Opponent	Score
1	A	Louisville	55 60	30	H	Virginia Tech	72 67	60	H	Wake Forest	58 60	115	H	Notre Dame	50 47
2	A	South Carolina	46 89	31	A	FGCU	56 78	71	H	Troy	99 85	120	H	Penn	66 50
17	H	Northwestern	42 63	37	A	Virginia	63 66	82	H	Boston College	85 73	175	A	Clemson	58 62
18	A	Texas A&M	58 79	47	A	Nebraska	79 83	88	H	Davidson	82 52	194	A	UNLV	57 45
												240	H	High Point	93 57
												283	H	Idaho St.	85 66
LAST 10 Division I															
175	A	Clemson	58 62	60	H	Wake Forest	58 60	31	A	FGCU	56 78	2	A	South Carolina	46 89
115	H	Notre Dame	50 47	37	A	Virginia	63 66	82	H	Boston College	85 73	47	A	Nebraska	79 83
30	H	Virginia Tech	72 67	1	A	Louisville	55 60								

Non-Div I Games:

Duke





■ Loss, 
 ■ Non-Conf, 
 ■ S Site, 
 ■ H Home 
 ■ A Away 
 N Neutral

Average RPI Win: <b>221</b>	WON-LOST	WINNING	LAST 10	STRENGTH OF	OPP. STRENGTH	TEAM	ADJ.	CONF.	ADJ CONF.
Average RPI Loss: <b>92</b>	RECORD	PCT. RANK	GAMES	SCHEDULE	OF SCHEDULE	RPI	RPI	RPI	RPI
DIV. I ONLY	12- 6	72	6-4	225	124	105	105	12	12
DIV. I NON-CONF.	10- 3	60	4-1	258	162	87	87	12	12
TOTALS	RPI 1-25	RPI 26-50	W-L RECORDS	RPI 51-100	RPI 101-150	RPI 150+			
12- 6	0- 0	0- 1	OVERALL	0- 2	0- 3	12- 0			
5- 2	0- 0	0- 0	HOME	0- 0	0- 2	5- 0			
7- 4	0- 0	0- 1	AWAY	0- 2	0- 1	7- 0			
0- 0	0- 0	0- 0	NEUTRAL	0- 0	0- 0	0- 0			
10- 3	0- 0	0- 1	NON-CONFERENCE	0- 1	0- 1	10- 0			
4- 1	0- 0	0- 0	HOME	0- 0	0- 1	4- 0			
6- 2	0- 0	0- 1	AWAY	0- 1	0- 0	6- 0			
0- 0	0- 0	0- 0	NEUTRAL	0- 0	0- 0	0- 0			
2- 3	0- 0	0- 0	CONFERENCE	0- 1	0- 2	2- 0			
1- 1	0- 0	0- 0	HOME	0- 0	0- 1	1- 0			
1- 2	0- 0	0- 0	AWAY	0- 1	0- 1	1- 0			
0- 0	0- 0	0- 0	NEUTRAL	0- 0	0- 0	0- 0			

RPI S	Opponent	Score	RPI S	Opponent	Score	RPI S	Opponent	Score	RPI S	Opponent	Score	Team's RPI: 105
			44   Oklahoma St.	41   84		57   Temple	72   85		104   Kent St.	75   77		
						91   Dayton	41   54		118   Massachusetts	77   81		
									140   George Washington	60   65		
									154   Cornell	72 62		
									160   Toledo	79 74		
									184   Saint Joseph's	58 51		
									198   Akron	88 63		
									202   La Salle	82 56		
									207   Iona	76 74		
									213   Manhattan	76 65		
									226   Saint Francis (PA)	72 69		
									227   Kennesaw St.	75 72		
									238   Lafayette	73 65		
									300   Pittsburgh	81 62		
									345   Central Conn. St.	72 33		
LAST 10 Division I												
184   Saint Joseph's	58 51	44   Oklahoma St.	41   84	227   Kennesaw St.	75 72	226   Saint Francis (PA)	72 69	154   Cornell	72 62	160   Toledo	79 74	
91   Dayton	41   54											
202   La Salle	82 56											
140   George Washington	60   65											
118   Massachusetts	77   81											

Non-Div I Games:

Duquesne

 Loss, 
  Non-Conf, 
 S Site, 
  Home 
  Away 
 N Neutral

Average RPI Win:	202	WON-LOST	WINNING	LAST 10	STRENGTH OF	OPP. STRENGTH	TEAM	ADJ.	CONF.	ADJ CONF.
Average RPI Loss:	156	RECORD	PCT. RANK	GAMES	SCHEDULE	OF SCHEDULE	RPI	RPI	RPI	RPI
DIV. I ONLY	5- 13	282	3-7	87	304	230	230	23	23	
DIV. I NON-CONF.	4- 10	259	2-4	59	304	202	202	20	20	
TOTALS	RPI 1-25	RPI 26-50	W-L RECORDS	RPI 51-100	RPI 101-150	RPI 150+				
5- 13	0- 0	0- 1	OVERALL	1- 3	1- 3	3- 6				
2- 7	0- 0	0- 0	HOME	1- 2	0- 1	1- 4				
3- 6	0- 0	0- 1	AWAY	0- 1	1- 2	2- 2				
0- 0	0- 0	0- 0	NEUTRAL	0- 0	0- 0	0- 0				
4- 10	0- 0	0- 1	NON-CONFERENCE	1- 3	1- 1	2- 5				
2- 5	0- 0	0- 0	HOME	1- 2	0- 0	1- 3				
2- 5	0- 0	0- 1	AWAY	0- 1	1- 1	1- 2				
0- 0	0- 0	0- 0	NEUTRAL	0- 0	0- 0	0- 0				
1- 3	0- 0	0- 0	CONFERENCE	0- 0	0- 2	1- 1				
0- 2	0- 0	0- 0	HOME	0- 0	0- 1	0- 1				
1- 1	0- 0	0- 0	AWAY	0- 0	0- 1	1- 0				
0- 0	0- 0	0- 0	NEUTRAL	0- 0	0- 0	0- 0				

RPI 1-25				RPI 26-50				RPI 51-100				RPI 101+				Team's RPI: 230
RPI	S	Opponent	Score	RPI	S	Opponent	Score	RPI	S	Opponent	Score	RPI	S	Opponent	Score	
				41	A	Georgia Tech	48 87	60	H	Wake Forest	67 60	108	A	Liberty	63 62	
								64	H	Tennessee	68 72	122	A	UNC Greensboro	47 63	
								71	A	Troy	61 79	128	A	N.C. A&T	69 80	
								88	H	Davidson	60 75	148	H	Furman	62 81	
												154	A	Cornell	43 71	
												187	H	Cleveland St.	54 62	
												240	A	High Point	62 80	
												242	H	Radford	43 67	
												245	H	UNC Asheville	54 72	
												246	H	South Alabama	65 60	
												268	A	Appalachian St.	67 61	
												296	H	Wofford	47 76	
												327	A	Western Caro.	62 57	
LAST 10 Division I																
				296	H	Wofford	47 76	246	H	South Alabama	65 60					
				148	H	Furman	62 81	41	A	Georgia Tech	48 87					
				327	A	Western Caro.	62 57	71	A	Troy	61 79					
				122	A	UNC Greensboro	47 63	187	H	Cleveland St.	54 62					
				154	A	Cornell	43 71	60	H	Wake Forest	67 60					

Non-Div I Games: Converse 73 35

ETSU

# East Carolina

Through Games Of Jan. 21, 2020

Average RPI Win:	315	WON-LOST	WINNING	LAST 10	STRENGTH OF	OPP. STRENGTH	TEAM	ADJ.	CONF.	ADJ CONF.
Average RPI Loss:	118	RECORD	PCT. RANK	GAMES	SCHEDULE	OF SCHEDULE	RPI	RPI	RPI	RPI
DIV. I ONLY	3- 15	321	0-10	118	111	279	279	9	9	
DIV. I NON-CONF.	3- 10	282	0-5	93	159	246	246	9	9	
TOTALS	RPI 1-25	RPI 26-50	W-L RECORDS	RPI 51-100	RPI 101-150	RPI 150+				
3- 15	0- 1	0- 0	OVERALL	0- 6	0- 3	3- 5				
2- 6	0- 0	0- 0	HOME	0- 2	0- 1	2- 3				
1- 7	0- 0	0- 0	AWAY	0- 3	0- 2	1- 2				
0- 2	0- 1	0- 0	NEUTRAL	0- 1	0- 0	0- 0				
3- 10	0- 1	0- 0	NON-CONFERENCE	0- 5	0- 2	3- 2				
2- 4	0- 0	0- 0	HOME	0- 2	0- 0	2- 2				
1- 4	0- 0	0- 0	AWAY	0- 2	0- 2	1- 0				
0- 2	0- 1	0- 0	NEUTRAL	0- 1	0- 0	0- 0				
0- 5	0- 0	0- 0	CONFERENCE	0- 1	0- 1	0- 3				
0- 2	0- 0	0- 0	HOME	0- 0	0- 1	0- 1				
0- 3	0- 0	0- 0	AWAY	0- 1	0- 0	0- 2				
0- 0	0- 0	0- 0	NEUTRAL	0- 0	0- 0	0- 0				

RPI 1-25				RPI 26-50				RPI 51-100				RPI 101+ Team's RPI: 279			
RPI	S	Opponent	Score	RPI	S	Opponent	Score	RPI	S	Opponent	Score	RPI	S	Opponent	Score
17	N	Northwestern	45 64					54	H	Middle Tenn.	66 68	108	A	Liberty	66 81
								60	A	Wake Forest	53 76	132	H	Wichita St.	53 61
								61	A	UCF	55 91	138	A	VCU	40 53
								62	H	Charlotte	47 59	158	A	Houston	63 72
								86	A	Georgia	50 67	159	H	William & Mary	68 78
								91	N	Dayton	68 94	208	A	Tulsa	56 58
												211	H	SMU	47 55
												232	H	Howard	51 67
												290	A	Longwood	64 61
												322	H	UMES	57 42
												334	H	USC Upstate	69 48
LAST 10 Division I															
208	A	Tulsa	56 58	86	A	Georgia	50 67								
158	A	Houston	63 72	91	N	Dayton	68 94								
132	H	Wichita St.	53 61	17	N	Northwestern	45 64								
211	H	SMU	47 55	232	H	Howard	51 67								
61	A	UCF	55 91	108	A	Liberty	66 81								

Non-Div I Games:

East Carolina

Loss, Non-Conf, S Site, H Home A Away N Neutral

Average RPI Win:	286	WON-LOST	WINNING	LAST 10	STRENGTH OF	OPP. STRENGTH	TEAM	ADJ.	CONF.	ADJ CONF.
Average RPI Loss:	157	RECORD	PCT. RANK	GAMES	SCHEDULE	OF SCHEDULE	RPI	RPI	RPI	RPI
DIV. I ONLY	9- 7	140	6-4	341	213	249	249	18	18	
DIV. I NON-CONF.	5- 5	164	2-2	345	175	297	297	21	21	
TOTALS	RPI 1-25	RPI 26-50	W-L RECORDS	RPI 51-100	RPI 101-150	RPI 150+				
9- 7	0- 0	0- 0	OVERALL	0- 2	0- 2	9- 3				
2- 4	0- 0	0- 0	HOME	0- 1	0- 1	2- 2				
6- 3	0- 0	0- 0	AWAY	0- 1	0- 1	6- 1				
1- 0	0- 0	0- 0	NEUTRAL	0- 0	0- 0	1- 0				
5- 5	0- 0	0- 0	NON-CONFERENCE	0- 1	0- 1	5- 3				
1- 3	0- 0	0- 0	HOME	0- 1	0- 0	1- 2				
3- 2	0- 0	0- 0	AWAY	0- 0	0- 1	3- 1				
1- 0	0- 0	0- 0	NEUTRAL	0- 0	0- 0	1- 0				
4- 2	0- 0	0- 0	CONFERENCE	0- 1	0- 1	4- 0				
1- 1	0- 0	0- 0	HOME	0- 0	0- 1	1- 0				
3- 1	0- 0	0- 0	AWAY	0- 1	0- 0	3- 0				
0- 0	0- 0	0- 0	NEUTRAL	0- 0	0- 0	0- 0				

RPI 1-25				RPI 26-50				RPI 51-100				RPI 101+				Team's RPI: 249	
RPI	S	Opponent	Score	RPI	S	Opponent	Score	RPI	S	Opponent	Score	RPI	S	Opponent	Score		
								84	A	Belmont	45	69	135	A	Wisconsin	55	63
								96	H	Loyola Chicago	51	67	142	H	Tennessee Tech	62	75
													183	H	Valparaiso	66	78
													191	A	Northern Ill.	48	61
													215	N	Western Ill.	60	52
													251	A	Lipscomb	66	56
													260	A	Eastern Ky.	83	63
													266	A	Morehead St.	57	51
													269	H	Indiana St.	57	59
													276	H	Omaha	65	52
													306	H	Jacksonville St.	55	52
													326	A	Evansville	90	44
													331	A	Tennessee St.	73	52
													341	A	UIC	80	45
LAST 10 Division I																	
				142	H	Tennessee Tech	62	75	331	A	Tennessee St.	73	52				
				306	H	Jacksonville St.	55	52	183	H	Valparaiso	66	78				
				266	A	Morehead St.	57	51	215	N	Western Ill.	60	52				
				260	A	Eastern Ky.	83	63	191	A	Northern Ill.	48	61				
				84	A	Belmont	45	69	276	H	Omaha	65	52				

Non-Div I Games: Lindenwood (MO) 88 66

Eastern Ill.

■ Loss, 
 ■ Non-Conf, 
 ■ S Site, 
 ■ H Home 
 ■ A Away 
 N Neutral

Average RPI Win:	255	WON-LOST	WINNING	LAST 10	STRENGTH OF	OPP. STRENGTH	TEAM	ADJ.	CONF.	ADJ CONF.
Average RPI Loss:	151	RECORD	PCT. RANK	GAMES	SCHEDULE	OF SCHEDULE	RPI	RPI	RPI	RPI
DIV. I ONLY	7- 9	207	3-7	294	200	260	260	18	18	
DIV. I NON-CONF.	5- 5	164	1-3	265	98	187	187	21	21	
TOTALS	RPI 1-25	RPI 26-50	W-L RECORDS	RPI 51-100	RPI 101-150	RPI 150+				
7- 9	0- 0	0- 0	OVERALL	0- 3	0- 2	7- 4				
3- 5	0- 0	0- 0	HOME	0- 0	0- 1	3- 4				
4- 4	0- 0	0- 0	AWAY	0- 3	0- 1	4- 0				
0- 0	0- 0	0- 0	NEUTRAL	0- 0	0- 0	0- 0				
5- 5	0- 0	0- 0	NON-CONFERENCE	0- 2	0- 1	5- 2				
2- 2	0- 0	0- 0	HOME	0- 0	0- 0	2- 2				
3- 3	0- 0	0- 0	AWAY	0- 2	0- 1	3- 0				
0- 0	0- 0	0- 0	NEUTRAL	0- 0	0- 0	0- 0				
2- 4	0- 0	0- 0	CONFERENCE	0- 1	0- 1	2- 2				
1- 3	0- 0	0- 0	HOME	0- 0	0- 1	1- 2				
1- 1	0- 0	0- 0	AWAY	0- 1	0- 0	1- 0				
0- 0	0- 0	0- 0	NEUTRAL	0- 0	0- 0	0- 0				

RPI 1-25				RPI 26-50				RPI 51-100				RPI 101+				Team's RPI: 260	
RPI	S	Opponent	Score	RPI	S	Opponent	Score	RPI	S	Opponent	Score	RPI	S	Opponent	Score		
								56	A	IUPUI	42	72	113	A	Butler	41	73
								63	A	Vanderbilt	69	75	142	H	Tennessee Tech	42	60
								84	A	Belmont	48	68	161	H	Youngstown St.	63	72
													165	A	Memphis	63	60
													188	H	Miami (OH)	57	75
													203	H	Chattanooga	71	65
													218	A	Xavier	56	55
													224	H	Northern Ky.	69	62
													249	H	Eastern Ill.	63	83
													306	H	Jacksonville St.	33	43
													323	A	Mercer	61	60
													324	H	SIUE	49	46
													331	A	Tennessee St.	61	55
LAST 10 Division I																	
331	A	Tennessee St.	61	55	142	H	Tennessee Tech	42	60								
84	A	Belmont	48	68	56	A	IUPUI	42	72								
324	H	SIUE	49	46	63	A	Vanderbilt	69	75								
249	H	Eastern Ill.	63	83	218	A	Xavier	56	55								
306	H	Jacksonville St.	33	43	161	H	Youngstown St.	63	72								

Non-Div I Games: Alice Lloyd 102 65

Eastern Ky.

Average RPI Win: 237		WON-LOST	WINNING	LAST 10	STRENGTH OF	OPP. STRENGTH	TEAM	ADJ.	CONF.	ADJ CONF.
Average RPI Loss: 106		RECORD	PCT. RANK	GAMES	SCHEDULE	OF SCHEDULE	RPI	RPI	RPI	RPI
DIV. I ONLY		7- 8	200	6-4	168	215	174	174	10	10
DIV. I NON-CONF.		4- 6	212	3-2	231	261	231	231	10	10
TOTALS	RPI 1-25		RPI 26-50		W-L RECORDS	RPI 51-100	RPI 101-150		RPI 150+	
7- 8	0- 0		0- 0		OVERALL	0- 5	1- 1		6- 2	
4- 2	0- 0		0- 0		HOME	0- 2	0- 0		4- 0	
3- 6	0- 0		0- 0		AWAY	0- 3	1- 1		2- 2	
0- 0	0- 0		0- 0		NEUTRAL	0- 0	0- 0		0- 0	
4- 6	0- 0		0- 0		NON-CONFERENCE	0- 3	0- 1		4- 2	
2- 2	0- 0		0- 0		HOME	0- 2	0- 0		2- 0	
2- 4	0- 0		0- 0		AWAY	0- 1	0- 1		2- 2	
0- 0	0- 0		0- 0		NEUTRAL	0- 0	0- 0		0- 0	
3- 2	0- 0		0- 0		CONFERENCE	0- 2	1- 0		2- 0	
2- 0	0- 0		0- 0		HOME	0- 0	0- 0		2- 0	
1- 2	0- 0		0- 0		AWAY	0- 2	1- 0		0- 0	
0- 0	0- 0		0- 0		NEUTRAL	0- 0	0- 0		0- 0	

RPI 1-25				RPI 26-50				RPI 51-100				RPI 101+				Team's RPI: 174	
RPI	S	Opponent	Score	RPI	S	Opponent	Score	RPI	S	Opponent	Score	RPI	S	Opponent	Score		
								52	H	Michigan	38 57	104	A	Kent St.	74 69		
								66	H	Southern Ill.	54 85	132	A	Wichita St.	52 63		
								75	A	Michigan St.	50 85	161	A	Youngstown St.	77 79		
								79	A	Buffalo	63 66	171	H	Southeast Mo. St.	69 64		
								81	A	Ball St.	54 59	188	H	Miami (OH)	80 53		
												199	A	Binghamton	67 78		
												214	H	Bowling Green	78 61		
												312	A	Detroit Mercy	84 70		
												329	H	Purdue Fort Wayne	64 40		
												341	A	UIC	68 59		
LAST 10 Division I																	
				79	A	Buffalo	63 66	312	A	Detroit Mercy	84 70						
				188	H	Miami (OH)	80 53	341	A	UIC	68 59						
				81	A	Ball St.	54 59	329	H	Purdue Fort Wayne	64 40						
				104	A	Kent St.	74 69	132	A	Wichita St.	52 63						
				214	H	Bowling Green	78 61	199	A	Binghamton	67 78						

Non-Div I Games:	Olivet	95	38
------------------	--------	----	----

Eastern Mich.

Loss, Non-Conf, S Site, H Home A Away N Neutral

Average RPI Win:	302	WON-LOST	WINNING	LAST 10	STRENGTH OF	OPP. STRENGTH	TEAM	ADJ.	CONF.	ADJ CONF.
Average RPI Loss:	137	RECORD	PCT. RANK	GAMES	SCHEDULE	OF SCHEDULE	RPI	RPI	RPI	RPI
DIV. I ONLY	1- 13	341	1-9	56	209	289	289	21	21	
DIV. I NON-CONF.	0- 8	338	0-4	7	192	238	238	17	17	
TOTALS	RPI 1-25	RPI 26-50	W-L RECORDS	RPI 51-100	RPI 101-150	RPI 150+				
1- 13	0- 2	0- 0	OVERALL	0- 2	0- 3	1- 6				
1- 4	0- 0	0- 0	HOME	0- 1	0- 1	1- 2				
0- 8	0- 2	0- 0	AWAY	0- 0	0- 2	0- 4				
0- 1	0- 0	0- 0	NEUTRAL	0- 1	0- 0	0- 0				
0- 8	0- 2	0- 0	NON-CONFERENCE	0- 2	0- 1	0- 3				
0- 2	0- 0	0- 0	HOME	0- 1	0- 0	0- 1				
0- 5	0- 2	0- 0	AWAY	0- 0	0- 1	0- 2				
0- 1	0- 0	0- 0	NEUTRAL	0- 1	0- 0	0- 0				
1- 5	0- 0	0- 0	CONFERENCE	0- 0	0- 2	1- 3				
1- 2	0- 0	0- 0	HOME	0- 0	0- 1	1- 1				
0- 3	0- 0	0- 0	AWAY	0- 0	0- 1	0- 2				
0- 0	0- 0	0- 0	NEUTRAL	0- 0	0- 0	0- 0				

RPI 1-25				RPI 26-50				RPI 51-100				RPI 101+ Team's RPI: 289			
RPI	S	Opponent	Score	RPI	S	Opponent	Score	RPI	S	Opponent	Score	RPI	S	Opponent	Score
5	A	Stanford	27 92					72	N	Bradley	46 66	109	H	Montana St.	85 89
9	A	Gonzaga	44 84					97	H	Boise St.	61 63	111	A	Utah	49 87
												119	A	Idaho	60 69
												155	A	San Jose St.	66 84
												166	A	Montana	54 92
												170	A	Portland St.	58 75
												225	A	UMKC	55 66
												262	H	Pepperdine	52 53
												283	H	Idaho St.	47 67
												302	H	Weber St.	63 53
LAST 10 Division I															
				109	H	Montana St.	85 89	302	H	Weber St.	63 53				
				119	A	Idaho	60 69	72	N	Bradley	46 66				
				166	A	Montana	54 92	225	A	UMKC	55 66				
				170	A	Portland St.	58 75	97	H	Boise St.	61 63				
				283	H	Idaho St.	47 67	262	H	Pepperdine	52 53				

Non-Div I Games: Northwest Chrst. 81 62

Eastern Wash.



Average RPI Win:	239	WON-LOST	WINNING	LAST 10	STRENGTH OF	OPP. STRENGTH	TEAM	ADJ.	CONF.	ADJ CONF.
Average RPI Loss:	71	RECORD	PCT. RANK	GAMES	SCHEDULE	OF SCHEDULE	RPI	RPI	RPI	RPI
DIV. I ONLY	8- 8	170	5-5	80	157	107	107	14	14	
DIV. I NON-CONF.	4- 6	212	1-3	34	197	112	112	13	13	
TOTALS	RPI 1-25	RPI 26-50	W-L RECORDS	RPI 51-100	RPI 101-150	RPI 150+				
8- 8	0- 1	0- 1	OVERALL	0- 4	1- 2	7- 0				
4- 1	0- 0	0- 0	HOME	0- 1	0- 0	4- 0				
4- 5	0- 1	0- 1	AWAY	0- 2	1- 1	3- 0				
0- 2	0- 0	0- 0	NEUTRAL	0- 1	0- 1	0- 0				
4- 6	0- 1	0- 0	NON-CONFERENCE	0- 4	1- 1	3- 0				
2- 1	0- 0	0- 0	HOME	0- 1	0- 0	2- 0				
2- 3	0- 1	0- 0	AWAY	0- 2	1- 0	1- 0				
0- 2	0- 0	0- 0	NEUTRAL	0- 1	0- 1	0- 0				
4- 2	0- 0	0- 1	CONFERENCE	0- 0	0- 1	4- 0				
2- 0	0- 0	0- 0	HOME	0- 0	0- 0	2- 0				
2- 2	0- 0	0- 1	AWAY	0- 0	0- 1	2- 0				
0- 0	0- 0	0- 0	NEUTRAL	0- 0	0- 0	0- 0				

RPI 1-25				RPI 26-50				RPI 51-100				RPI 101+ Team's RPI: 107			
RPI	S	Opponent	Score	RPI	S	Opponent	Score	RPI	S	Opponent	Score	RPI	S	Opponent	Score
15	A	NC State	49 62	40	A	James Madison	48 61	56	N	IUPUI	53 59	106	N	Coastal Caro.	65 76
								60	H	Wake Forest	57 69	137	A	Northeastern	65 68
								74	A	North Carolina	46 76	148	A	Furman	87 76
								77	A	Marist	55 63	176	A	Towson	74 61
												194	A	UNLV	50 44
												239	H	UNCW	77 53
												241	H	Col. of Charleston	90 48
												268	H	Appalachian St.	67 66
												315	A	Hofstra	69 56
												327	H	Western Caro.	68 24
LAST 10 Division I															
315	A	Hofstra	69 56	176	A	Towson	74 61								
137	A	Northeastern	65 68	148	A	Furman	87 76								
239	H	UNCW	77 53	106	N	Coastal Caro.	65 76								
241	H	Col. of Charleston	90 48	15	A	NC State	49 62								
40	A	James Madison	48 61	56	N	IUPUI	53 59								

Non-Div I Games: Newberry 73 53

Elon

Evansville

Through Games Of Jan. 21, 2020

Average RPI Win:	297	WON-LOST	WINNING	LAST 10	STRENGTH OF	OPP. STRENGTH	TEAM	ADJ.	CONF.	ADJ CONF.
Average RPI Loss:	162	RECORD	PCT. RANK	GAMES	SCHEDULE	OF SCHEDULE	RPI	RPI	RPI	RPI
DIV. I ONLY	2- 14	333	1-9	205	291	326	326	7	7	
DIV. I NON-CONF.	2- 8	295	1-3	339	335	345	345	7	7	
TOTALS	RPI 1-25	RPI 26-50	W-L RECORDS	RPI 51-100	RPI 101-150	RPI 150+				
2- 14	0- 0	0- 2	OVERALL	0- 3	0- 1	2- 8				
2- 4	0- 0	0- 0	HOME	0- 1	0- 0	2- 3				
0- 10	0- 0	0- 2	AWAY	0- 2	0- 1	0- 5				
0- 0	0- 0	0- 0	NEUTRAL	0- 0	0- 0	0- 0				
2- 8	0- 0	0- 0	NON-CONFERENCE	0- 0	0- 1	2- 7				
2- 2	0- 0	0- 0	HOME	0- 0	0- 0	2- 2				
0- 6	0- 0	0- 0	AWAY	0- 0	0- 1	0- 5				
0- 0	0- 0	0- 0	NEUTRAL	0- 0	0- 0	0- 0				
0- 6	0- 0	0- 2	CONFERENCE	0- 3	0- 0	0- 1				
0- 2	0- 0	0- 0	HOME	0- 1	0- 0	0- 1				
0- 4	0- 0	0- 2	AWAY	0- 2	0- 0	0- 0				
0- 0	0- 0	0- 0	NEUTRAL	0- 0	0- 0	0- 0				

RPI 1-25			RPI 26-50			RPI 51-100			RPI 101+			Team's RPI: 326
RPI	S	Opponent	Score	RPI	S	Opponent	Score	RPI	S	Opponent	Score	
38	A	Drake	44 108	50	A	UNI	60 76	72	A	Bradley	51 82	136 A Illinois
								78	A	Illinois St.	58 81	151 A Austin Peay
								96	H	Loyola Chicago	61 71	171 A Southeast Mo. St.
												183 H Valparaiso
												188 A Miami (OH)
												206 H Murray St.
												247 H Marshall
												249 H Eastern Ill.
												324 A SIUE
												329 A Purdue Fort Wayne
												346 H Chicago St.
												76 42
LAST 10 Division I												
38	A	Drake	44 108	72	A	Bradley	51 82					
50	A	UNI	60 76	188	A	Miami (OH)	64 72					
183	H	Valparaiso	66 88	346	H	Chicago St.	76 42					
96	H	Loyola Chicago	61 71	136	A	Illinois	44 59					
78	A	Illinois St.	58 81	329	A	Purdue Fort Wayne	64 67					

Non-Div I Games: Brescia 77 61

Evansville

Loss, Non-Conf, S Site, H Home A Away N Neutral

Average RPI Win:	160	WON-LOST	WINNING	LAST 10	STRENGTH OF	OPP. STRENGTH	TEAM	ADJ.	CONF.	ADJ CONF.
Average RPI Loss:	23	RECORD	PCT. RANK	GAMES	SCHEDULE	OF SCHEDULE	RPI	RPI	RPI	RPI
DIV. I ONLY	16- 2	11	9-1	131	73	31	31	16	16	
DIV. I NON-CONF.	10- 2	30	3-1	111	13	29	29	16	16	
TOTALS	RPI 1-25	RPI 26-50	W-L RECORDS	RPI 51-100	RPI 101-150	RPI 150+				
16- 2	0- 2	1- 0	OVERALL	4- 0	3- 0	8- 0				
6- 1	0- 1	1- 0	HOME	1- 0	1- 0	3- 0				
6- 1	0- 1	0- 0	AWAY	2- 0	0- 0	4- 0				
4- 0	0- 0	0- 0	NEUTRAL	1- 0	2- 0	1- 0				
10- 2	0- 2	1- 0	NON-CONFERENCE	3- 0	2- 0	4- 0				
3- 1	0- 1	1- 0	HOME	1- 0	0- 0	1- 0				
3- 1	0- 1	0- 0	AWAY	1- 0	0- 0	2- 0				
4- 0	0- 0	0- 0	NEUTRAL	1- 0	2- 0	1- 0				
6- 0	0- 0	0- 0	CONFERENCE	1- 0	1- 0	4- 0				
3- 0	0- 0	0- 0	HOME	0- 0	1- 0	2- 0				
3- 0	0- 0	0- 0	AWAY	1- 0	0- 0	2- 0				
0- 0	0- 0	0- 0	NEUTRAL	0- 0	0- 0	0- 0				

RPI 1-25				RPI 26-50				Team's RPI: 31		RPI 51-100				RPI 101+			
RPI	S	Opponent	Score	RPI	S	Opponent	Score		RPI	S	Opponent	Score	RPI	S	Opponent	Score	
21	A	Princeton	53 67	48	H	Duke	78 56		57	A	Temple	93 67	102	N	South Fla.	81 77	
25	H	LSU	63 74						61	H	UCF	72 50	108	H	Liberty	64 57	
									83	N	South Dakota St.	71 70	115	N	Notre Dame	69 60	
									87	A	North Florida	72 50	158	A	Houston	57 45	
													162	A	North Ala.	74 63	
													226	N	Saint Francis (PA)	97 64	
													227	H	Kennesaw St.	80 63	
													229	A	Stetson	89 47	
													251	H	Lipscomb	82 56	
													307	A	FIU	100 54	
													345	H	Central Conn. St.	94 60	
LAST 10 Division I																	
				227	H	Kennesaw St.	80 63		251	H	Lipscomb	82 56					
				162	A	North Ala.	74 63		48	H	Duke	78 56					
				87	A	North Florida	72 50		57	A	Temple	93 67					
				229	A	Stetson	89 47		25	H	LSU	63 74					
				108	H	Liberty	64 57		345	H	Central Conn. St.	94 60					

Non-Div I Games: Webber Int'l 99 48 Fla. Memorial 91 47 Johnson & Wales (FL89 56

FGCU

Loss, Non-Conf, S Site, H Home A Away N Neutral

Average RPI Win:	304	WON-LOST	WINNING	LAST 10	STRENGTH OF	OPP. STRENGTH	TEAM	ADJ.	CONF.	ADJ CONF.
Average RPI Loss:	172	RECORD	PCT. RANK	GAMES	SCHEDULE	OF SCHEDULE	RPI	RPI	RPI	RPI
DIV. I ONLY	4- 13	299	2-8	245	267	307	307	13	13	
DIV. I NON-CONF.	3- 8	268	1-3	283	323	319	319	14	14	
TOTALS	RPI 1-25	RPI 26-50	W-L RECORDS	RPI 51-100	RPI 101-150	RPI 150+				
4- 13	0- 0	0- 1	OVERALL	0- 2	0- 1	4- 9				
2- 8	0- 0	0- 1	HOME	0- 1	0- 1	2- 5				
2- 5	0- 0	0- 0	AWAY	0- 1	0- 0	2- 4				
0- 0	0- 0	0- 0	NEUTRAL	0- 0	0- 0	0- 0				
3- 8	0- 0	0- 1	NON-CONFERENCE	0- 1	0- 0	3- 6				
1- 7	0- 0	0- 1	HOME	0- 1	0- 0	1- 5				
2- 1	0- 0	0- 0	AWAY	0- 0	0- 0	2- 1				
0- 0	0- 0	0- 0	NEUTRAL	0- 0	0- 0	0- 0				
1- 5	0- 0	0- 0	CONFERENCE	0- 1	0- 1	1- 3				
1- 1	0- 0	0- 0	HOME	0- 0	0- 1	1- 0				
0- 4	0- 0	0- 0	AWAY	0- 1	0- 0	0- 3				
0- 0	0- 0	0- 0	NEUTRAL	0- 0	0- 0	0- 0				

RPI	S	Opponent	Score	RPI	S	Opponent	Score	RPI	S	Opponent	Score	RPI	S	Opponent	Score	Team's RPI: 307
31	H	FGCU	54	100	54	A	Middle Tenn.	56	72	125	H	Rice	47	68		
					87	H	North Florida	49	64	151	H	Austin Peay	56	58		
										157	A	UAB	58	71		
										182	H	Bethune-Cookman	60	65		
										205	A	UTEP	34	64		
										224	H	Northern Ky.	45	67		
										228	H	Brown	57	72		
										236	A	Jacksonville	52	77		
										248	H	North Texas	58	56		
										264	H	Oakland	49	58		
										292	A	UTSA	45	60		
										313	A	N.C. Central	59	58		
										318	A	Georgia St.	70	63		
										337	H	Grambling	56	55		
LAST 10 Division I																
54	A	Middle Tenn.	56	72	205	A	UTEP	34	64							
157	A	UAB	58	71	228	H	Brown	57	72							
125	H	Rice	47	68	151	H	Austin Peay	56	58							
248	H	North Texas	58	56	337	H	Grambling	56	55							
292	A	UTSA	45	60	236	A	Jacksonville	52	77							

Non-Div I Games:

FIU

## Fairfield

Through Games Of Jan. 21, 2020

Average RPI Win:	301	WON-LOST	WINNING	LAST 10	STRENGTH OF	OPP. STRENGTH	TEAM	ADJ.	CONF.	ADJ CONF.
Average RPI Loss:	115	RECORD	PCT. RANK	GAMES	SCHEDULE	OF SCHEDULE	RPI	RPI	RPI	RPI
DIV. I ONLY	8- 6	136	7-3	338	187	244	244	24	24	
DIV. I NON-CONF.	3- 6	235	2-3	282	134	291	291	25	25	
TOTALS	RPI 1-25	RPI 26-50	W-L RECORDS	RPI 51-100	RPI 101-150	RPI 150+				
8- 6	0- 0	0- 1	OVERALL	0- 2	0- 1	8- 2				
5- 2	0- 0	0- 0	HOME	0- 0	0- 0	5- 2				
3- 4	0- 0	0- 1	AWAY	0- 2	0- 1	3- 0				
0- 0	0- 0	0- 0	NEUTRAL	0- 0	0- 0	0- 0				
3- 6	0- 0	0- 1	NON-CONFERENCE	0- 2	0- 1	3- 2				
2- 2	0- 0	0- 0	HOME	0- 0	0- 0	2- 2				
1- 4	0- 0	0- 1	AWAY	0- 2	0- 1	1- 0				
0- 0	0- 0	0- 0	NEUTRAL	0- 0	0- 0	0- 0				
5- 0	0- 0	0- 0	CONFERENCE	0- 0	0- 0	5- 0				
3- 0	0- 0	0- 0	HOME	0- 0	0- 0	3- 0				
2- 0	0- 0	0- 0	AWAY	0- 0	0- 0	2- 0				
0- 0	0- 0	0- 0	NEUTRAL	0- 0	0- 0	0- 0				

RPI	S	Opponent	Score	RPI	S	Opponent	Score	RPI	S	Opponent	Score	RPI	S	Opponent	Score	Team's RPI: 244
46	A	St. John's (NY)	69 71	57	A	Temple	59 77	145	A	Rhode Island	41 74	152	H	Dartmouth	51 52	
				59	A	Seton Hall	44 74	207	A	Iona	52 40	228	H	Brown	44 58	
								274	H	Navy	66 52	286	H	Monmouth	49 38	
								308	A	Siena	65 35	315	H	Hofstra	73 64	
								330	H	Canisius	72 70	338	H	Saint Peter's	67 48	
								348	A	LIU Brooklyn	53 51					
LAST 10 Division I																
207	A	Iona	52 40	228	H	Brown	44 58									
330	H	Canisius	72 70	46	A	St. John's (NY)	69 71									
338	H	Saint Peter's	67 48	315	H	Hofstra	73 64									
286	H	Monmouth	49 38	274	H	Navy	66 52									
308	A	Siena	65 35	145	A	Rhode Island	41 74									

Non-Div I Games:

Fairfield

■ Loss, 
 ■ Non-Conf, 
 ■ S Site, 
 ■ H Home 
 ■ A Away 
 N Neutral

Average RPI Win: <b>303</b> Average RPI Loss: <b>261</b>				WON-LOST	WINNING	LAST 10	STRENGTH OF	OPP. STRENGTH	TEAM	ADJ.	CONF.	ADJ CONF.
				RECORD	PCT. RANK	GAMES	SCHEDULE	OF SCHEDULE	RPI	RPI	RPI	RPI
DIV. I ONLY				7- 10	218	7-3	351	341	336	336	29	29
DIV. I NON-CONF.				3- 8	268	3-1	344	340	339	339	30	30
TOTALS				RPI 1-25	RPI 26-50	W-L RECORDS	RPI 51-100	RPI 101-150	RPI 150+			
7- 10	0- 0		0- 0	OVERALL	0- 0	0- 0	7- 10					
4- 5	0- 0		0- 0	HOME	0- 0	0- 0	4- 5					
3- 5	0- 0		0- 0	AWAY	0- 0	0- 0	3- 5					
0- 0	0- 0		0- 0	NEUTRAL	0- 0	0- 0	0- 0					
3- 8	0- 0		0- 0	NON-CONFERENCE	0- 0	0- 0	3- 8					
1- 4	0- 0		0- 0	HOME	0- 0	0- 0	1- 4					
2- 4	0- 0		0- 0	AWAY	0- 0	0- 0	2- 4					
0- 0	0- 0		0- 0	NEUTRAL	0- 0	0- 0	0- 0					
4- 2	0- 0		0- 0	CONFERENCE	0- 0	0- 0	4- 2					
3- 1	0- 0		0- 0	HOME	0- 0	0- 0	3- 1					
1- 1	0- 0		0- 0	AWAY	0- 0	0- 0	1- 1					
0- 0	0- 0		0- 0	NEUTRAL	0- 0	0- 0	0- 0					

RPI 1-25				RPI 26-50				RPI 51-100				RPI 101+ Team's RPI: 336			
RPI	S	Opponent	Score	RPI	S	Opponent	Score	RPI	S	Opponent	Score	RPI	S	Opponent	Score
												199	H	Binghamton	48 60
												213	H	Manhattan	61 62
												223	A	UMass Lowell	56 61
												226	H	Saint Francis (PA)	56 47
												232	A	Howard	56 64
												238	A	Lafayette	29 61
												263	H	Army West Point	68 70
												271	H	Sacred Heart	65 60
												278	H	Loyola Maryland	46 75
												300	A	Pittsburgh	60 69
												305	A	St. Francis Brooklyn	62 57
												308	H	Siena	67 58
												319	H	Bryant	45 57
												328	A	NJIT	68 59
												338	A	Saint Peter's	77 71
												345	H	Central Conn. St.	66 47
												348	A	LIU Brooklyn	63 68
				LAST 10 Division I											
				345	H	Central Conn. St.	66 47	305	A	St. Francis Brooklyn	62 57				
				271	H	Sacred Heart	65 60	223	A	UMass Lowell	56 61				
				348	A	LIU Brooklyn	63 68	338	A	Saint Peter's	77 71				
				226	H	Saint Francis (PA)	56 47	308	H	Siena	67 58				
				319	H	Bryant	45 57	328	A	NJIT	68 59				

Non-Div I Games:

Fairleigh Dickinson

■ Loss, ■ Non-Conf, S Site, H Home A Away N Neutral

Average RPI Win:	247	WON-LOST	WINNING	LAST 10	STRENGTH OF	OPP. STRENGTH	TEAM	ADJ.	CONF.	ADJ CONF.
Average RPI Loss:	116	RECORD	PCT. RANK	GAMES	SCHEDULE	OF SCHEDULE	RPI	RPI	RPI	RPI
DIV. I ONLY	8- 9	193	3-7	174	148	189	189	13	13	
DIV. I NON-CONF.	6- 5	151	1-3	212	146	185	185	14	14	
TOTALS	RPI 1-25	RPI 26-50	W-L RECORDS	RPI 51-100	RPI 101-150	RPI 150+				
8- 9	0- 1	0- 0	OVERALL	0- 2	1- 4	7- 2				
5- 4	0- 0	0- 0	HOME	0- 1	0- 3	5- 0				
3- 5	0- 1	0- 0	AWAY	0- 1	1- 1	2- 2				
0- 0	0- 0	0- 0	NEUTRAL	0- 0	0- 0	0- 0				
6- 5	0- 1	0- 0	NON-CONFERENCE	0- 1	1- 3	5- 0				
4- 3	0- 0	0- 0	HOME	0- 1	0- 2	4- 0				
2- 2	0- 1	0- 0	AWAY	0- 0	1- 1	1- 0				
0- 0	0- 0	0- 0	NEUTRAL	0- 0	0- 0	0- 0				
2- 4	0- 0	0- 0	CONFERENCE	0- 1	0- 1	2- 2				
1- 1	0- 0	0- 0	HOME	0- 0	0- 1	1- 0				
1- 3	0- 0	0- 0	AWAY	0- 1	0- 0	1- 2				
0- 0	0- 0	0- 0	NEUTRAL	0- 0	0- 0	0- 0				

RPI 1-25				RPI 26-50				RPI 51-100				RPI 101+ Team's RPI: 189			
RPI	S	Opponent	Score	RPI	S	Opponent	Score	RPI	S	Opponent	Score	RPI	S	Opponent	Score
6	A	Iowa	53 85					54	A	Middle Tenn.	66 81	125	H	Rice	69 78
								70	H	Kansas	60 90	129	A	Western Mich.	80 79
												130	A	Richmond	55 57
												146	H	Harvard	51 65
												148	H	Furman	63 69
												157	A	UAB	73 92
												172	A	Hampton	64 63
												201	H	Little Rock	79 72
												205	A	UTEP	65 96
												248	H	North Texas	84 78
												278	H	Loyola Maryland	72 61
												292	A	UTSA	80 53
												308	H	Siena	83 39
												345	H	Central Conn. St.	72 54
LAST 10 Division I															
157	A	UAB	73 92	292	A	UTSA	80 53								
54	A	Middle Tenn.	66 81	146	H	Harvard	51 65								
248	H	North Texas	84 78	148	H	Furman	63 69								
125	H	Rice	69 78	345	H	Central Conn. St.	72 54								
205	A	UTEP	65 96	70	H	Kansas	60 90								

Non-Div I Games:

Average RPI Win:	<b>234</b>	WON-LOST	WINNING	LAST 10	STRENGTH OF	OPP. STRENGTH	TEAM	ADJ.	CONF.	ADJ CONF.
Average RPI Loss:	<b>35</b>	RECORD	PCT. RANK	GAMES	SCHEDULE	OF SCHEDULE	RPI	RPI	RPI	RPI
DIV. I ONLY	<b>11- 8</b>	<b>134</b>	<b>5-5</b>	<b>163</b>	<b>69</b>	<b>139</b>	<b>139</b>	<b>4</b>	<b>4</b>	
DIV. I NON-CONF.	<b>9- 4</b>	<b>84</b>	<b>3-1</b>	<b>314</b>	<b>124</b>	<b>196</b>	<b>196</b>	<b>5</b>	<b>5</b>	
TOTALS	RPI 1-25	RPI 26-50	W-L RECORDS	RPI 51-100	RPI 101-150	RPI 150+				
11- 8	0- 5	0- 0	OVERALL	2- 3	1- 0	8- 0				
7- 4	0- 3	0- 0	HOME	2- 1	0- 0	5- 0				
3- 3	0- 2	0- 0	AWAY	0- 1	1- 0	2- 0				
1- 1	0- 0	0- 0	NEUTRAL	0- 1	0- 0	1- 0				
9- 4	0- 2	0- 0	NON-CONFERENCE	1- 2	0- 0	8- 0				
6- 2	0- 2	0- 0	HOME	1- 0	0- 0	5- 0				
2- 1	0- 0	0- 0	AWAY	0- 1	0- 0	2- 0				
1- 1	0- 0	0- 0	NEUTRAL	0- 1	0- 0	1- 0				
2- 4	0- 3	0- 0	CONFERENCE	1- 1	1- 0	0- 0				
1- 2	0- 1	0- 0	HOME	1- 1	0- 0	0- 0				
1- 2	0- 2	0- 0	AWAY	0- 0	1- 0	0- 0				
0- 0	0- 0	0- 0	NEUTRAL	0- 0	0- 0	0- 0				

RPI	S	Opponent	Score	RPI	S	Opponent	Score	RPI	S	Opponent	Score	RPI	S	Opponent	Score	Team's RPI: 139
12	H	Indiana	49 <b>73</b>					60	N	Wake Forest	68 <b>73</b>	149	A	Auburn	83 63	
14	A	Mississippi St.	47 <b>93</b>					63	H	Vanderbilt	68 60	163	H	Samford	84 48	
18	A	Texas A&M	42 <b>69</b>					64	H	Tennessee	50 <b>78</b>	218	N	Xavier	67 64	
19	H	Florida St.	55 <b>66</b>					70	A	Kansas	66 <b>76</b>	290	H	Longwood	71 54	
20	H	Kentucky	45 <b>65</b>					88	H	Davidson	55 50	297	H	Presbyterian	60 46	
												299	A	Prairie View	51 44	
												323	H	Mercer	71 50	
												337	A	Grambling	72 65	
												350	H	Florida A&M	84 40	
LAST 10 Division I																
18	A	Texas A&M	42 <b>69</b>	14	A	Mississippi St.	47 <b>93</b>									
64	H	Tennessee	50 <b>78</b>	88	H	Davidson	55 50									
20	H	Kentucky	45 <b>65</b>	60	N	Wake Forest	68 <b>73</b>									
149	A	Auburn	83 63	218	N	Xavier	67 64									
63	H	Vanderbilt	68 60	323	H	Mercer	71 50									

Non-Div I Games:

Florida

■ Loss, 
 ■ Non-Conf, 
 ■ S Site, 
 ■ H Home 
 ■ A Away 
 N Neutral



Average RPI Win:	346	WON-LOST	WINNING	LAST 10	STRENGTH OF	OPP. STRENGTH	TEAM	ADJ.	CONF.	ADJ CONF.
Average RPI Loss:	245	RECORD	PCT. RANK	GAMES	SCHEDULE	OF SCHEDULE	RPI	RPI	RPI	RPI
DIV. I ONLY	2- 13	329	2-8	347	351	350	350	30	30	
DIV. I NON-CONF.	0- 9	338	0-4	298	350	349	349	31	31	
TOTALS	RPI 1-25	RPI 26-50	W-L RECORDS	RPI 51-100	RPI 101-150	RPI 150+				
2- 13	0- 1	0- 0	OVERALL	0- 0	0- 2	2- 10				
1- 4	0- 0	0- 0	HOME	0- 0	0- 0	1- 4				
1- 9	0- 1	0- 0	AWAY	0- 0	0- 2	1- 6				
0- 0	0- 0	0- 0	NEUTRAL	0- 0	0- 0	0- 0				
0- 9	0- 1	0- 0	NON-CONFERENCE	0- 0	0- 1	0- 7				
0- 2	0- 0	0- 0	HOME	0- 0	0- 0	0- 2				
0- 7	0- 1	0- 0	AWAY	0- 0	0- 1	0- 5				
0- 0	0- 0	0- 0	NEUTRAL	0- 0	0- 0	0- 0				
2- 4	0- 0	0- 0	CONFERENCE	0- 0	0- 1	2- 3				
1- 2	0- 0	0- 0	HOME	0- 0	0- 0	1- 2				
1- 2	0- 0	0- 0	AWAY	0- 0	0- 1	1- 1				
0- 0	0- 0	0- 0	NEUTRAL	0- 0	0- 0	0- 0				

RPI 1-25				RPI 26-50				RPI 51-100				RPI 101+				Team's RPI: 350
RPI	S	Opponent	Score	RPI	S	Opponent	Score	RPI	S	Opponent	Score	RPI	S	Opponent	Score	
25	A	LSU	45 73									128	A	N.C. A&T	44 71	
												139	A	Florida	40 84	
												181	A	Texas Tech	60 98	
												236	H	Jacksonville	54 88	
												267	H	Morgan St.	47 59	
												275	H	Alabama A&M	53 77	
												306	A	Jacksonville St.	67 72	
												311	A	Alcorn	42 58	
												313	A	N.C. Central	57 66	
												313	H	N.C. Central	70 71	
												334	A	USC Upstate	61 74	
												343	H	Coppin St.	58 48	
												349	A	South Carolina St.	44 39	
												351	A	Mississippi Val.	70 71	
LAST 10 Division I																
313	H	N.C. Central	70 71	313	A	N.C. Central	57 66									
349	A	South Carolina St.	44 39	25	A	LSU	45 73									
343	H	Coppin St.	58 48	275	H	Alabama A&M	53 77									
267	H	Morgan St.	47 59	236	H	Jacksonville	54 88									
128	A	N.C. A&T	44 71	311	A	Alcorn	42 58									

Non-Div I Games: Johnson (FL) 102 40 Trinity Baptist 103 54

Florida A&amp;M

■ Loss, 
 ■ Non-Conf, S Site, 
 ■ Home 
 ■ Away 
 N Neutral

Average RPI Win:	123	WON-LOST	WINNING	LAST 10	STRENGTH OF	OPP. STRENGTH	TEAM	ADJ.	CONF.	ADJ CONF.
Average RPI Loss:	50	RECORD	PCT. RANK	GAMES	SCHEDULE	OF SCHEDULE	RPI	RPI	RPI	RPI
DIV. I ONLY	15- 3	21	7-3	32	39	19	19	5	5	
DIV. I NON-CONF.	11- 0	1	3-0	104	58	11	11	3	3	
TOTALS	RPI 1-25	RPI 26-50	W-L RECORDS	RPI 51-100	RPI 101-150	RPI 150+				
15- 3	2- 1	2- 1	OVERALL	5- 1	1- 0	5- 0				
8- 1	0- 0	2- 1	HOME	3- 0	0- 0	3- 0				
5- 2	1- 1	0- 0	AWAY	1- 1	1- 0	2- 0				
2- 0	1- 0	0- 0	NEUTRAL	1- 0	0- 0	0- 0				
11- 0	2- 0	1- 0	NON-CONFERENCE	3- 0	1- 0	4- 0				
6- 0	0- 0	1- 0	HOME	2- 0	0- 0	3- 0				
3- 0	1- 0	0- 0	AWAY	0- 0	1- 0	1- 0				
2- 0	1- 0	0- 0	NEUTRAL	1- 0	0- 0	0- 0				
4- 3	0- 1	1- 1	CONFERENCE	2- 1	0- 0	1- 0				
2- 1	0- 0	1- 1	HOME	1- 0	0- 0	0- 0				
2- 2	0- 1	0- 0	AWAY	1- 1	0- 0	1- 0				
0- 0	0- 0	0- 0	NEUTRAL	0- 0	0- 0	0- 0				

RPI 1-25				RPI 26-50				RPI 51-100				RPI 101+			
RPI	S	Opponent	Score	RPI	S	Opponent	Score	RPI	S	Opponent	Score	RPI	S	Opponent	Score
15	A	NC State	51 68	30	H	Virginia Tech	86 62	52	N	Michigan	79 69	139	A	Florida	66 55
18	N	Texas A&M	80 58	41	H	Georgia Tech	52 67	53	A	Miami (FL)	73 62	163	H	Samford	88 59
25	A	LSU	70 62	46	H	St. John's (NY)	74 70	74	H	North Carolina	78 64	175	A	Clemson	81 64
								75	H	Michigan St.	78 68	236	H	Jacksonville	75 41
								87	H	North Florida	70 41	333	H	Charleston So.	88 36
								93	A	Syracuse	89 90	341	A	UIC	86 42
LAST 10 Division I															
15	A	NC State	51 68	30	H	Virginia Tech	86 62	52	N	Michigan	79 69				
74	H	North Carolina	78 64					87	H	North Florida	70 41				
41	H	Georgia Tech	52 67	46	H	St. John's (NY)	74 70								
53	A	Miami (FL)	73 62					175	A	Clemson	81 64				
93	A	Syracuse	89 90												

Non-Div I Games:

Florida St.

Average RPI Win:	176	WON-LOST	WINNING	LAST 10	STRENGTH OF	OPP. STRENGTH	TEAM	ADJ.	CONF.	ADJ CONF.
Average RPI Loss:	112	RECORD	PCT. RANK	GAMES	SCHEDULE	OF SCHEDULE	RPI	RPI	RPI	RPI
DIV. I ONLY	11- 6	88	9-1	172	97	114	114	12	12	
DIV. I NON-CONF.	8- 5	117	6-0	144	102	118	118	12	12	
TOTALS	RPI 1-25	RPI 26-50	W-L RECORDS	RPI 51-100	RPI 101-150	RPI 150+				
11- 6	0- 0	0- 1	OVERALL	2- 2	2- 1	7- 2				
7- 2	0- 0	0- 0	HOME	0- 1	2- 1	5- 0				
3- 3	0- 0	0- 0	AWAY	1- 1	0- 0	2- 2				
1- 1	0- 0	0- 1	NEUTRAL	1- 0	0- 0	0- 0				
8- 5	0- 0	0- 1	NON-CONFERENCE	2- 1	1- 1	5- 2				
5- 2	0- 0	0- 0	HOME	0- 1	1- 1	4- 0				
2- 2	0- 0	0- 0	AWAY	1- 0	0- 0	1- 2				
1- 1	0- 0	0- 1	NEUTRAL	1- 0	0- 0	0- 0				
3- 1	0- 0	0- 0	CONFERENCE	0- 1	1- 0	2- 0				
2- 0	0- 0	0- 0	HOME	0- 0	1- 0	1- 0				
1- 1	0- 0	0- 0	AWAY	0- 1	0- 0	1- 0				
0- 0	0- 0	0- 0	NEUTRAL	0- 0	0- 0	0- 0				

RPI 1-25			RPI 26-50			RPI 51-100			RPI 101+			Team's RPI: 114
RPI	S	Opponent	Score	RPI	S	Opponent	Score	RPI	S	Opponent	Score	
				34	N	Arkansas	59 71	62	A	Charlotte	76 51	115 H Notre Dame 55 60
								88	A	Davidson	62 74	137 H Northeastern 74 58
								89	H	Villanova	66 73	140 H George Washington 53 47
								100	N	Lehigh	59 57	153 A Columbia 51 70
												158 H Houston 63 54
												163 H Samford 68 37
												190 A Penn St. 59 72
												209 A George Mason 66 54
												213 A Manhattan 51 45
												233 H Georgetown 67 54
												237 H Southern U. 65 52
												281 H St. Bonaventure 79 53
LAST 10 Division I												
209	A	George Mason	66 54	163	H	Samford	68 37					
140	H	George Washington	53 47	237	H	Southern U.	65 52					
88	A	Davidson	62 74	233	H	Georgetown	67 54					
281	H	St. Bonaventure	79 53	213	A	Manhattan	51 45					
158	H	Houston	63 54	100	N	Lehigh	59 57					

Non-Div I Games:

Fordham

■ Loss, 
 ■ Non-Conf, 
 ■ S Site, 
 ■ H Home 
 ■ A Away 
 N Neutral

Average RPI Win:	229	WON-LOST	WINNING	LAST 10	STRENGTH OF	OPP. STRENGTH	TEAM	ADJ.	CONF.	ADJ CONF.
Average RPI Loss:	102	RECORD	PCT. RANK	GAMES	SCHEDULE	OF SCHEDULE	RPI	RPI	RPI	RPI
DIV. I ONLY	12- 4	50	8-2	235	164	94	94	17	17	
DIV. I NON-CONF.	5- 4	140	1-2	253	132	167	167	24	24	
TOTALS	RPI 1-25	RPI 26-50	W-L RECORDS	RPI 51-100	RPI 101-150	RPI 150+				
12- 4	0- 0	0- 1	OVERALL	0- 1	0- 1	12- 1				
6- 1	0- 0	0- 0	HOME	0- 1	0- 0	6- 0				
5- 2	0- 0	0- 0	AWAY	0- 0	0- 1	5- 1				
1- 1	0- 0	0- 1	NEUTRAL	0- 0	0- 0	1- 0				
5- 4	0- 0	0- 1	NON-CONFERENCE	0- 1	0- 1	5- 1				
2- 1	0- 0	0- 0	HOME	0- 1	0- 0	2- 0				
2- 2	0- 0	0- 0	AWAY	0- 0	0- 1	2- 1				
1- 1	0- 0	0- 1	NEUTRAL	0- 0	0- 0	1- 0				
7- 0	0- 0	0- 0	CONFERENCE	0- 0	0- 0	7- 0				
4- 0	0- 0	0- 0	HOME	0- 0	0- 0	4- 0				
3- 0	0- 0	0- 0	AWAY	0- 0	0- 0	3- 0				
0- 0	0- 0	0- 0	NEUTRAL	0- 0	0- 0	0- 0				

RPI 1-25			RPI 26-50			RPI 51-100			Team's RPI: 94	RPI 101+		
RPI	S	Opponent	Score	RPI	S	Opponent	Score	RPI	S	Opponent	Score	
				45	N	Yale	67 87	69	H	BYU	65 71	127 A Portland 64 75
												155 A San Jose St. 85 76
												166 A Montana 76 63
												168 A Santa Clara 66 90
												180 H New Mexico 84 81
												194 A UNLV 72 66
												210 H Northern Ariz. 83 66
												217 H Wyoming 89 59
												221 H UC Davis 73 65
												233 N Georgetown 82 69
												273 A San Diego St. 65 60
												273 H San Diego St. 79 54
												287 H Utah St. 76 64
												339 A Cal Poly 79 52
LAST 10 Division I												
				217	H	Wyoming	89 59	168	A	Santa Clara	66 90	
				273	A	San Diego St.	65 60	287	H	Utah St.	76 64	
				180	H	New Mexico	84 81	194	A	UNLV	72 66	
				155	A	San Jose St.	85 76	233	N	Georgetown	82 69	
				273	H	San Diego St.	79 54	45	N	Yale	67 87	

Non-Div I Games: La Verne 111 56 UC Merced 92 26

Fresno St.

Furman

Through Games Of Jan. 21, 2020

Average RPI Win: <b>222</b>	WON-LOST	WINNING	LAST 10	STRENGTH OF	OPP. STRENGTH	TEAM	ADJ.	CONF.	ADJ CONF.
Average RPI Loss: <b>115</b>	RECORD	PCT. RANK	GAMES	SCHEDULE	OF SCHEDULE	RPI	RPI	RPI	RPI
DIV. I ONLY	10- 6	104	7-3	293	74	148	148	23	23
DIV. I NON-CONF.	7- 5	130	4-2	206	66	110	110	20	20
TOTALS	RPI 1-25	RPI 26-50	W-L RECORDS	RPI 51-100	RPI 101-150	RPI 150+			
10- 6	0- 0	0- 0	OVERALL	0- 3	1- 1	9- 2			
5- 1	0- 0	0- 0	HOME	0- 0	0- 1	5- 0			
4- 5	0- 0	0- 0	AWAY	0- 3	1- 0	3- 2			
1- 0	0- 0	0- 0	NEUTRAL	0- 0	0- 0	1- 0			
7- 5	0- 0	0- 0	NON-CONFERENCE	0- 3	1- 1	6- 1			
3- 1	0- 0	0- 0	HOME	0- 0	0- 1	3- 0			
3- 4	0- 0	0- 0	AWAY	0- 3	1- 0	2- 1			
1- 0	0- 0	0- 0	NEUTRAL	0- 0	0- 0	1- 0			
3- 1	0- 0	0- 0	CONFERENCE	0- 0	0- 0	3- 1			
2- 0	0- 0	0- 0	HOME	0- 0	0- 0	2- 0			
1- 1	0- 0	0- 0	AWAY	0- 0	0- 0	1- 1			
0- 0	0- 0	0- 0	NEUTRAL	0- 0	0- 0	0- 0			

RPI 1-25			RPI 26-50			RPI 51-100			RPI 101+			Team's RPI: 148
RPI	S	Opponent	Score	RPI	S	Opponent	Score	RPI	S	Opponent	Score	
						54 A Middle Tenn.	62 78	107 H		Elon	76 87	
						63 A Vanderbilt	46 74	130 A		Richmond	70 69	
						86 A Georgia	48 77	163 H		Samford	77 69	
								172 H		Hampton	70 65	
								175 A		Clemson	71 77	
								184 N		Saint Joseph's	63 48	
								189 A		Fla. Atlantic	69 63	
								203 A		Chattanooga	52 60	
								219 A		Gardner-Webb	72 67	
								230 A		ETSU	81 62	
								294 H		Ga. Southern	78 63	
								318 H		Georgia St.	62 55	
								323 H		Mercer	62 49	
LAST 10 Division I												
203 A		Chattanooga	52 60	184 N		Saint Joseph's	63 48					
230 A		ETSU	81 62	189 A		Fla. Atlantic	69 63					
163 H		Samford	77 69	86 A		Georgia	48 77					
323 H		Mercer	62 49	130 A		Richmond	70 69					
107 H		Elon	76 87	318 H		Georgia St.	62 55					

Non-Div I Games: North Greenville 88 51 Newberry 62 43

Furman

Loss, Non-Conf, S Site, H Home A Away N Neutral

## Ga. Southern

Through Games Of Jan. 21, 2020

Average RPI Win:	264	WON-LOST	WINNING	LAST 10	STRENGTH OF	OPP. STRENGTH	TEAM	ADJ.	CONF.	ADJ CONF.
Average RPI Loss:	194	RECORD	PCT. RANK	GAMES	SCHEDULE	OF SCHEDULE	RPI	RPI	RPI	RPI
DIV. I ONLY	5- 12	273	3-7	263	333	294	294	22	22	
DIV. I NON-CONF.	3- 8	268	1-3	266	338	293	293	23	23	
TOTALS	RPI 1-25	RPI 26-50	W-L RECORDS	RPI 51-100	RPI 101-150	RPI 150+				
5- 12	0- 0	0- 0	OVERALL	0- 1	1- 3	4- 8				
2- 4	0- 0	0- 0	HOME	0- 1	1- 0	1- 3				
2- 7	0- 0	0- 0	AWAY	0- 0	0- 2	2- 5				
1- 1	0- 0	0- 0	NEUTRAL	0- 0	0- 1	1- 0				
3- 8	0- 0	0- 0	NON-CONFERENCE	0- 0	0- 3	3- 5				
0- 2	0- 0	0- 0	HOME	0- 0	0- 0	0- 2				
2- 5	0- 0	0- 0	AWAY	0- 0	0- 2	2- 3				
1- 1	0- 0	0- 0	NEUTRAL	0- 0	0- 1	1- 0				
2- 4	0- 0	0- 0	CONFERENCE	0- 1	1- 0	1- 3				
2- 2	0- 0	0- 0	HOME	0- 1	1- 0	1- 1				
0- 2	0- 0	0- 0	AWAY	0- 0	0- 0	0- 2				
0- 0	0- 0	0- 0	NEUTRAL	0- 0	0- 0	0- 0				

RPI S	Opponent	Score	RPI S	Opponent	Score	RPI S	Opponent	Score	RPI S	Opponent	Score	Team's RPI: 294
						71	H Troy	69 79	104	N Kent St.	48 62	
									124	H Louisiana	83 67	
									126	A Tulane	40 56	
									148	A Furman	63 78	
									182	A Bethune-Cookman	57 75	
									192	H North Dakota	56 69	
									201	A Little Rock	46 58	
									227	H Kennesaw St.	69 95	
									234	A Arkansas St.	62 69	
									246	H South Alabama	65 71	
									250	A Winthrop	91 47	
									272	A Ole Miss	66 69	
									296	A Wofford	70 57	
									305	N St. Francis Brooklyn	78 47	
									323	A Mercer	52 62	
									347	H La.-Monroe	64 47	
LAST 10 Division I												
246	H South Alabama	65 71	347	H La.-Monroe	64 47							
71	H Troy	69 79	126	A Tulane	40 56							
234	A Arkansas St.	62 69	305	N St. Francis Brooklyn	78 47							
201	A Little Rock	46 58	104	N Kent St.	48 62							
124	H Louisiana	83 67	272	A Ole Miss	66 69							

Non-Div I Games:

Ga. Southern

■ Loss, 
 ■ Non-Conf, 
 ■ S Site, 
 ■ H Home 
 ■ A Away 
 N Neutral

## Gardner-Webb

Through Games Of Jan. 21, 2020

Average RPI Win:	292	WON-LOST	WINNING	LAST 10	STRENGTH OF	OPP. STRENGTH	TEAM	ADJ.	CONF.	ADJ CONF.
Average RPI Loss:	154	RECORD	PCT. RANK	GAMES	SCHEDULE	OF SCHEDULE	RPI	RPI	RPI	RPI
DIV. I ONLY	9- 8	161	5-5	301	286	219	219	27	27	
DIV. I NON-CONF.	5- 4	140	1-1	291	190	200	200	28	28	
TOTALS	RPI 1-25	RPI 26-50	W-L RECORDS	RPI 51-100	RPI 101-150	RPI 150+				
9- 8	0- 0	0- 1	OVERALL	0- 2	0- 2	9- 3				
5- 2	0- 0	0- 0	HOME	0- 0	0- 1	5- 1				
4- 6	0- 0	0- 1	AWAY	0- 2	0- 1	4- 2				
0- 0	0- 0	0- 0	NEUTRAL	0- 0	0- 0	0- 0				
5- 4	0- 0	0- 1	NON-CONFERENCE	0- 2	0- 1	5- 0				
3- 1	0- 0	0- 0	HOME	0- 0	0- 1	3- 0				
2- 3	0- 0	0- 1	AWAY	0- 2	0- 0	2- 0				
0- 0	0- 0	0- 0	NEUTRAL	0- 0	0- 0	0- 0				
4- 4	0- 0	0- 0	CONFERENCE	0- 0	0- 1	4- 3				
2- 1	0- 0	0- 0	HOME	0- 0	0- 0	2- 1				
2- 3	0- 0	0- 0	AWAY	0- 0	0- 1	2- 2				
0- 0	0- 0	0- 0	NEUTRAL	0- 0	0- 0	0- 0				

RPI 1-25				RPI 26-50				RPI 51-100				RPI 101+				Team's RPI: 219	
RPI	S	Opponent	Score	RPI	S	Opponent	Score	RPI	S	Opponent	Score	RPI	S	Opponent	Score		
				30	A	Virginia Tech	65 87	62	A	Charlotte	49 74	143	A	Campbell	44 48		
								86	A	Georgia	56 84	148	H	Furman	67 72		
												172	A	Hampton	58 63		
												245	A	UNC Asheville	65 59		
												250	H	Winthrop	71 59		
												253	H	Delaware	67 65		
												268	A	Appalachian St.	67 56		
												290	A	Longwood	70 80		
												296	H	Wofford	67 53		
												297	H	Presbyterian	53 56		
												323	A	Mercer	65 62		
												327	H	Western Caro.	88 62		
												333	A	Charleston So.	79 52		
												334	H	USC Upstate	63 53		
LAST 10 Division I																	
				245	A	UNC Asheville	65 59	172	A	Hampton	58 63						
				334	H	USC Upstate	63 53	333	A	Charleston So.	79 52						
				297	H	Presbyterian	53 56	290	A	Longwood	70 80						
				143	A	Campbell	44 48	86	A	Georgia	56 84						
				250	H	Winthrop	71 59	323	A	Mercer	65 62						

Non-Div I Games:

Gardner-Webb

■ Loss, 
 ■ Non-Conf, 
 ■ S Site, 
 ■ H Home 
 ■ A Away 
 N Neutral

Average RPI Win: <b>223</b>	WON-LOST	WINNING	LAST 10	STRENGTH OF	OPP. STRENGTH	TEAM	ADJ.	CONF.	ADJ CONF.
Average RPI Loss: <b>141</b>	RECORD	PCT. RANK	GAMES	SCHEDULE	OF SCHEDULE	RPI	RPI	RPI	RPI
DIV. I ONLY	7- 11	231	3-7	155	190	209	209	12	12
DIV. I NON-CONF.	6- 7	182	2-3	153	251	178	178	12	12
TOTALS	RPI 1-25	RPI 26-50	W-L RECORDS	RPI 51-100	RPI 101-150	RPI 150+			
7- 11	0- 0	0- 1	OVERALL	0- 4	1- 2	6- 4			
3- 6	0- 0	0- 1	HOME	0- 2	1- 1	2- 2			
4- 4	0- 0	0- 0	AWAY	0- 1	0- 1	4- 2			
0- 1	0- 0	0- 0	NEUTRAL	0- 1	0- 0	0- 0			
6- 7	0- 0	0- 1	NON-CONFERENCE	0- 2	0- 1	6- 3			
2- 4	0- 0	0- 1	HOME	0- 1	0- 0	2- 2			
4- 2	0- 0	0- 0	AWAY	0- 0	0- 1	4- 1			
0- 1	0- 0	0- 0	NEUTRAL	0- 1	0- 0	0- 0			
1- 4	0- 0	0- 0	CONFERENCE	0- 2	1- 1	0- 1			
1- 2	0- 0	0- 0	HOME	0- 1	1- 1	0- 0			
0- 2	0- 0	0- 0	AWAY	0- 1	0- 0	0- 1			
0- 0	0- 0	0- 0	NEUTRAL	0- 0	0- 0	0- 0			

RPI 1-25				RPI 26-50				RPI 51-100				RPI 101+ Team's RPI: 209			
RPI	S	Opponent	Score	RPI	S	Opponent	Score	RPI	S	Opponent	Score	RPI	S	Opponent	Score
				30	H	Virginia Tech	58 77	58	H	Bucknell	51 64	106	A	Coastal Caro.	59 74
								72	N	Bradley	59 61	114	H	Fordham	54 66
								88	H	Davidson	69 76	140	H	George Washington	70 60
								91	A	Dayton	55 59	190	A	Penn St.	78 68
												193	H	American	73 55
												211	A	SMU	59 58
												225	H	UMKC	58 64
												232	H	Howard	75 86
												241	A	Col. of Charleston	72 61
												253	A	Delaware	44 63
												274	A	Navy	67 58
												281	A	St. Bonaventure	47 62
												312	H	Detroit Mercy	75 62
LAST 10 Division I															
				114	H	Fordham	54 66	211	A	SMU	59 58				
				88	H	Davidson	69 76	253	A	Delaware	44 63				
				281	A	St. Bonaventure	47 62	232	H	Howard	75 86				
				91	A	Dayton	55 59	274	A	Navy	67 58				
				140	H	George Washington	70 60	58	H	Bucknell	51 64				

Non-Div I Games:

George Mason



Average RPI Win:	199	WON-LOST	WINNING	LAST 10	STRENGTH OF	OPP. STRENGTH	TEAM	ADJ.	CONF.	ADJ CONF.
Average RPI Loss:	100	RECORD	PCT. RANK	GAMES	SCHEDULE	OF SCHEDULE	RPI	RPI	RPI	RPI
DIV. I ONLY	7- 10	218	3-7	69	133	140	140	12	12	
DIV. I NON-CONF.	6- 7	182	2-4	84	129	128	128	12	12	
TOTALS	RPI 1-25	RPI 26-50	W-L RECORDS	RPI 51-100	RPI 101-150	RPI 150+				
7- 10	0- 2	0- 1	OVERALL	1- 3	1- 1	5- 3				
3- 4	0- 1	0- 1	HOME	0- 1	1- 0	2- 1				
4- 6	0- 1	0- 0	AWAY	1- 2	0- 1	3- 2				
0- 0	0- 0	0- 0	NEUTRAL	0- 0	0- 0	0- 0				
6- 7	0- 2	0- 1	NON-CONFERENCE	1- 2	0- 0	5- 2				
2- 4	0- 1	0- 1	HOME	0- 1	0- 0	2- 1				
4- 3	0- 1	0- 0	AWAY	1- 1	0- 0	3- 1				
0- 0	0- 0	0- 0	NEUTRAL	0- 0	0- 0	0- 0				
1- 3	0- 0	0- 0	CONFERENCE	0- 1	1- 1	0- 1				
1- 0	0- 0	0- 0	HOME	0- 0	1- 0	0- 0				
0- 3	0- 0	0- 0	AWAY	0- 1	0- 1	0- 1				
0- 0	0- 0	0- 0	NEUTRAL	0- 0	0- 0	0- 0				

RPI 1-25				RPI 26-50				RPI 51-100				RPI 101+ Team's RPI: 140			
RPI	S	Opponent	Score	RPI	S	Opponent	Score	RPI	S	Opponent	Score	RPI	S	Opponent	Score
16	A	Maryland	54 88	40	H	James Madison	50 69	55	H	Minnesota	50 83	105	H	Duquesne	65 60
21	H	Princeton	50 75					88	A	Davidson	55 62	114	A	Fordham	47 53
								89	A	Villanova	68 56	159	H	William & Mary	51 63
								100	A	Lehigh	53 59	165	A	Memphis	64 63
												193	A	American	53 66
												204	A	Quinnipiac	78 67
												209	A	George Mason	60 70
												233	H	Georgetown	52 49
												253	A	Delaware	63 49
												343	H	Coppin St.	54 35
LAST 10 Division I															
88	A	Davidson	55 62	193	A	American	53 66								
114	A	Fordham	47 53	40	H	James Madison	50 69								
105	H	Duquesne	65 60	55	H	Minnesota	50 83								
209	A	George Mason	60 70	204	A	Quinnipiac	78 67								
159	H	William & Mary	51 63	253	A	Delaware	63 49								

Non-Div I Games:

George Washington

■ Loss, 
 ■ Non-Conf, 
 ■ S Site, 
 ■ H Home 
 ■ A Away 
 N Neutral

Average RPI Win:	248	WON-LOST	WINNING	LAST 10	STRENGTH OF	OPP. STRENGTH	TEAM	ADJ.	CONF.	ADJ CONF.
Average RPI Loss:	99	RECORD	PCT. RANK	GAMES	SCHEDULE	OF SCHEDULE	RPI	RPI	RPI	RPI
DIV. I ONLY	4- 14	306	2-8	132	89	233	233	6	6	
DIV. I NON-CONF.	3- 8	268	1-2	145	216	214	214	6	6	
TOTALS	RPI 1-25	RPI 26-50	W-L RECORDS	RPI 51-100	RPI 101-150	RPI 150+				
4- 14	0- 1	0- 2	OVERALL	0- 5	1- 4	3- 2				
1- 6	0- 1	0- 1	HOME	0- 1	1- 2	0- 1				
3- 7	0- 0	0- 1	AWAY	0- 3	0- 2	3- 1				
0- 1	0- 0	0- 0	NEUTRAL	0- 1	0- 0	0- 0				
3- 8	0- 0	0- 1	NON-CONFERENCE	0- 3	0- 3	3- 1				
0- 3	0- 0	0- 1	HOME	0- 1	0- 1	0- 0				
3- 4	0- 0	0- 0	AWAY	0- 1	0- 2	3- 1				
0- 1	0- 0	0- 0	NEUTRAL	0- 1	0- 0	0- 0				
1- 6	0- 1	0- 1	CONFERENCE	0- 2	1- 1	0- 1				
1- 3	0- 1	0- 0	HOME	0- 0	1- 1	0- 1				
0- 3	0- 0	0- 1	AWAY	0- 2	0- 0	0- 0				
0- 0	0- 0	0- 0	NEUTRAL	0- 0	0- 0	0- 0				

RPI 1-25				RPI 26-50				RPI 51-100				RPI 101+				Team's RPI: 233
RPI	S	Opponent	Score	RPI	S	Opponent	Score	RPI	S	Opponent	Score	RPI	S	Opponent	Score	
22	H	Creighton	56 65	40	H	James Madison	59 66	59	A	Seton Hall	60 79	110	H	Providence	62 53	
				46	A	St. John's (NY)	54 71	85	H	Rider	64 65	113	H	Butler	46 47	
								88	A	Davidson	52 66	114	A	Fordham	54 67	
								89	A	Villanova	53 74	130	H	Richmond	49 51	
								94	N	Fresno St.	69 82	140	A	George Washington	49 52	
												153	A	Columbia	49 54	
												218	H	Xavier	64 85	
												258	A	LMU (CA)	64 53	
												300	A	Pittsburgh	66 56	
												322	A	UMES	57 39	
LAST 10 Division I																
89	A	Villanova	53 74	110	H	Providence	62 53									
113	H	Butler	46 47	22	H	Creighton	56 65									
218	H	Xavier	64 85	322	A	UMES	57 39									
59	A	Seton Hall	60 79	85	H	Rider	64 65									
46	A	St. John's (NY)	54 71	114	A	Fordham	54 67									

Non-Div I Games:

Georgetown

■ Loss, 
 ■ Non-Conf, 
 ■ S Site, 
 ■ H Home 
 ■ A Away 
 N Neutral

Average RPI Win: <b>202</b>	WON-LOST	WINNING	LAST 10	STRENGTH OF	OPP. STRENGTH	TEAM	ADJ.	CONF.	ADJ CONF.
Average RPI Loss: <b>41</b>	RECORD	PCT. RANK	GAMES	SCHEDULE	OF SCHEDULE	RPI	RPI	RPI	RPI
DIV. I ONLY	11- 7	111	5-5	30	127	86	86	4	4
DIV. I NON-CONF.	9- 4	84	3-2	43	219	79	79	5	5
<hr/>									
TOTALS	RPI 1-25	RPI 26-50	W-L RECORDS	RPI 51-100	RPI 101-150	RPI 150+			
11- 7	0- 3	1- 1	OVERALL	0- 3	4- 0	6- 0			
8- 5	0- 2	0- 1	HOME	0- 2	3- 0	5- 0			
1- 2	0- 1	0- 0	AWAY	0- 1	0- 0	1- 0			
2- 0	0- 0	1- 0	NEUTRAL	0- 0	1- 0	0- 0			
9- 4	0- 2	1- 1	NON-CONFERENCE	0- 1	3- 0	5- 0			
7- 3	0- 1	0- 1	HOME	0- 1	2- 0	5- 0			
0- 1	0- 1	0- 0	AWAY	0- 0	0- 0	0- 0			
2- 0	0- 0	1- 0	NEUTRAL	0- 0	1- 0	0- 0			
2- 3	0- 1	0- 0	CONFERENCE	0- 2	1- 0	1- 0			
1- 2	0- 1	0- 0	HOME	0- 1	1- 0	0- 0			
1- 1	0- 0	0- 0	AWAY	0- 1	0- 0	1- 0			
0- 0	0- 0	0- 0	NEUTRAL	0- 0	0- 0	0- 0			

RPI 1-25				RPI 26-50				RPI 51-100				Team's RPI: 86	RPI 101+			
RPI	S	Opponent	Score	RPI	S	Opponent	Score	RPI	S	Opponent	Score		RPI	S	Opponent	Score
8	H	UCLA	50 <b>59</b>	30	N	Virginia Tech	77 72	63	H	Vanderbilt	55 <b>63</b>		113	N	Butler	69 36
11	A	Baylor	38 <b>72</b>	41	H	Georgia Tech	40 <b>73</b>	64	A	Tennessee	56 <b>73</b>		128	H	N.C. A&T	72 54
14	H	Mississippi St.	66 <b>73</b>					89	H	Villanova	58 <b>63</b>		148	H	Furman	77 48
													149	H	Auburn	61 50
													219	H	Gardner-Webb	84 56
													227	H	Kennesaw St.	80 65
													272	A	Ole Miss	58 51
													279	H	East Carolina	67 50
													323	H	Mercer	76 60
													334	H	USC Upstate	67 53
<hr/>																
LAST 10 Division I																
149	H	Auburn	61 50	279	H	East Carolina	67 50									
64	A	Tennessee	56 <b>73</b>	219	H	Gardner-Webb	84 56									
63	H	Vanderbilt	55 <b>63</b>	8	H	UCLA	50 <b>59</b>									
14	H	Mississippi St.	66 <b>73</b>	148	H	Furman	77 48									
272	A	Ole Miss	58 51	11	A	Baylor	38 <b>72</b>									

Non-Div I Games:

Georgia

Average RPI Win:	333	WON-LOST	WINNING	LAST 10	STRENGTH OF	OPP. STRENGTH	TEAM	ADJ.	CONF.	ADJ CONF.
Average RPI Loss:	165	RECORD	PCT. RANK	GAMES	SCHEDULE	OF SCHEDULE	RPI	RPI	RPI	RPI
DIV. I ONLY	4- 13	299	3-7	233	326	318	318	22	22	
DIV. I NON-CONF.	3- 8	268	2-2	203	332	305	305	23	23	
TOTALS	RPI 1-25	RPI 26-50	W-L RECORDS	RPI 51-100	RPI 101-150	RPI 150+				
4- 13	0- 1	0- 1	OVERALL	0- 1	0- 3	4- 7				
3- 7	0- 1	0- 0	HOME	0- 1	0- 1	3- 4				
0- 6	0- 0	0- 1	AWAY	0- 0	0- 2	0- 3				
1- 0	0- 0	0- 0	NEUTRAL	0- 0	0- 0	1- 0				
3- 8	0- 1	0- 1	NON-CONFERENCE	0- 0	0- 2	3- 4				
2- 4	0- 1	0- 0	HOME	0- 0	0- 0	2- 3				
0- 4	0- 0	0- 1	AWAY	0- 0	0- 2	0- 1				
1- 0	0- 0	0- 0	NEUTRAL	0- 0	0- 0	1- 0				
1- 5	0- 0	0- 0	CONFERENCE	0- 1	0- 1	1- 3				
1- 3	0- 0	0- 0	HOME	0- 1	0- 1	1- 1				
0- 2	0- 0	0- 0	AWAY	0- 0	0- 0	0- 2				
0- 0	0- 0	0- 0	NEUTRAL	0- 0	0- 0	0- 0				

RPI 1-25				RPI 26-50				RPI 51-100				RPI 101+ Team's RPI: 318			
RPI	S	Opponent	Score	RPI	S	Opponent	Score	RPI	S	Opponent	Score	RPI	S	Opponent	Score
16	H	Maryland	41 114	41	A	Georgia Tech	28 69	71	H	Troy	57 71	122	A	UNC Greensboro	49 64
												124	H	Louisiana	65 75
												148	A	Furman	55 62
												160	H	Toledo	48 74
												201	A	Little Rock	46 66
												205	A	UTEP	68 71
												234	A	Arkansas St.	68 70
												246	H	South Alabama	64 81
												275	H	Alabama A&M	52 67
												307	H	FIU	63 70
												310	N	New Mexico St.	59 51
												324	H	SIUE	74 73
												347	H	La.-Monroe	68 52
												349	H	South Carolina St.	77 52
LAST 10 Division I															
				71	H	Troy	57 71					124	H	Louisiana	65 75
				246	H	South Alabama	64 81					324	H	SIUE	74 73
				201	A	Little Rock	46 66					349	H	South Carolina St.	77 52
				234	A	Arkansas St.	68 70					16	H	Maryland	41 114
				347	H	La.-Monroe	68 52					122	A	UNC Greensboro	49 64

Non-Div I Games:

Georgia St.

■ Loss, 
 ■ Non-Conf, 
 ■ S Site, 
 ■ H Home 
 ■ A Away 
 N Neutral

Average RPI Win:	147	WON-LOST	WINNING	LAST 10	STRENGTH OF	OPP. STRENGTH	TEAM	ADJ.	CONF.	ADJ CONF.
Average RPI Loss:	49	RECORD	PCT. RANK	GAMES	SCHEDULE	OF SCHEDULE	RPI	RPI	RPI	RPI
DIV. I ONLY	14- 4	39	7-3	93	12	41	41	5	5	
DIV. I NON-CONF.	9- 2	39	2-1	126	67	47	47	3	3	
TOTALS	RPI 1-25	RPI 26-50	W-L RECORDS	RPI 51-100	RPI 101-150	RPI 150+				
14- 4	1- 1	1- 1	OVERALL	4- 2	2- 0	6- 0				
8- 1	0- 0	1- 0	HOME	1- 1	1- 0	5- 0				
4- 1	1- 0	0- 0	AWAY	2- 1	0- 0	1- 0				
2- 2	0- 1	0- 1	NEUTRAL	1- 0	1- 0	0- 0				
9- 2	0- 1	0- 1	NON-CONFERENCE	2- 0	2- 0	5- 0				
5- 0	0- 0	0- 0	HOME	0- 0	1- 0	4- 0				
2- 0	0- 0	0- 0	AWAY	1- 0	0- 0	1- 0				
2- 2	0- 1	0- 1	NEUTRAL	1- 0	1- 0	0- 0				
5- 2	1- 0	1- 0	CONFERENCE	2- 2	0- 0	1- 0				
3- 1	0- 0	1- 0	HOME	1- 1	0- 0	1- 0				
2- 1	1- 0	0- 0	AWAY	1- 1	0- 0	0- 0				
0- 0	0- 0	0- 0	NEUTRAL	0- 0	0- 0	0- 0				

RPI 1-25				RPI 26-50				RPI 51-100				RPI 101+			
RPI	S	Opponent	Score	RPI	S	Opponent	Score	RPI	S	Opponent	Score	RPI	S	Opponent	Score
18	N	Texas A&M	48 60	35	N	Rutgers	43 46	53	H	Miami (FL)	61 54	125	N	Rice	54 52
19	A	Florida St.	67 52	37	H	Virginia	61 51	59	N	Seton Hall	79 54	135	H	Wisconsin	60 41
								60	A	Wake Forest	60 65	158	H	Houston	69 38
								82	H	Boston College	48 55	175	H	Clemson	49 47
								86	A	Georgia	73 40	227	A	Kennesaw St.	63 47
								93	A	Syracuse	82 64	230	H	ETSU	87 48
												318	H	Georgia St.	69 28
												337	H	Grambling	89 42
LAST 10 Division I															
82	H	Boston College	48 55	53	H	Miami (FL)	61 54								
93	A	Syracuse	82 64	37	H	Virginia	61 51								
175	H	Clemson	49 47	125	N	Rice	54 52								
19	A	Florida St.	67 52	18	N	Texas A&M	48 60								
60	A	Wake Forest	60 65	230	H	ETSU	87 48								

Non-Div I Games:

Georgia Tech

■ Loss, 
■ Non-Conf, 
■ S Site, 
■ H Home 
■ A Away 
N Neutral

## Gonzaga

Through Games Of Jan. 21, 2020

Average RPI Win:	123	WON-LOST	WINNING	LAST 10	STRENGTH OF	OPP. STRENGTH	TEAM	ADJ.	CONF.	ADJ CONF.
Average RPI Loss:	5	RECORD	PCT. RANK	GAMES	SCHEDULE	OF SCHEDULE	RPI	RPI	RPI	RPI
DIV. I ONLY	18- 1	1	10-0	50	17	9	9	11	11	
DIV. I NON-CONF.	11- 1	13	3-0	29	6	4	4	11	11	
TOTALS	RPI 1-25	RPI 26-50	W-L RECORDS	RPI 51-100	RPI 101-150	RPI 150+				
18- 1	1- 1	1- 0	OVERALL	6- 0	4- 0	6- 0				
8- 0	1- 0	0- 0	HOME	2- 0	3- 0	2- 0				
7- 1	0- 1	0- 0	AWAY	2- 0	1- 0	4- 0				
3- 0	0- 0	1- 0	NEUTRAL	2- 0	0- 0	0- 0				
11- 1	1- 1	1- 0	NON-CONFERENCE	5- 0	2- 0	2- 0				
5- 0	1- 0	0- 0	HOME	2- 0	1- 0	1- 0				
3- 1	0- 1	0- 0	AWAY	1- 0	1- 0	1- 0				
3- 0	0- 0	1- 0	NEUTRAL	2- 0	0- 0	0- 0				
7- 0	0- 0	0- 0	CONFERENCE	1- 0	2- 0	4- 0				
3- 0	0- 0	0- 0	HOME	0- 0	2- 0	1- 0				
4- 0	0- 0	0- 0	AWAY	1- 0	0- 0	3- 0				
0- 0	0- 0	0- 0	NEUTRAL	0- 0	0- 0	0- 0				

RPI 1-25				RPI 26-50				RPI 51-100				RPI 101+			
RPI	S	Opponent	Score	RPI	S	Opponent	Score	RPI	S	Opponent	Score	RPI	S	Opponent	Score
3	H	Missouri St.	64 52	32	N	Purdue	63 50	54	N	Middle Tenn.	62 50	109	A	Montana St.	70 55
5	A	Stanford	70 76					68	H	UT Martin	78 55	117	H	Pacific	68 67
								69	A	BYU	55 43	127	H	Portland	62 57
								73	A	Washington St.	76 53	144	H	CSU Bakersfield	92 48
								91	N	Dayton	76 65	156	A	San Diego	57 42
								95	H	Texas Southern	80 45	168	A	Santa Clara	67 52
												169	H	Saint Mary's (CA)	74 49
												217	A	Wyoming	65 54
												231	A	San Francisco	69 46
												289	H	Eastern Wash.	84 44
LAST 10 Division I															
231	A	San Francisco	69 46	69	A	BYU	55 43								
168	A	Santa Clara	67 52	127	H	Portland	62 57								
117	H	Pacific	68 67	3	H	Missouri St.	64 52								
169	H	Saint Mary's (CA)	74 49	217	A	Wyoming	65 54								
156	A	San Diego	57 42	95	H	Texas Southern	80 45								

Non-Div I Games:

Gonzaga

■ Loss, 
 ■ Non-Conf, S Site, 
 ■ Home 
 ■ Away 
 N Neutral

## Grambling

Through Games Of Jan. 21, 2020

Average RPI Win:	275	WON-LOST	WINNING	LAST 10	STRENGTH OF	OPP. STRENGTH	TEAM	ADJ.	CONF.	ADJ CONF.
Average RPI Loss:	188	RECORD	PCT. RANK	GAMES	SCHEDULE	OF SCHEDULE	RPI	RPI	RPI	RPI
DIV. I ONLY	1- 15	344	1-9	232	280	337	337	31	31	
DIV. I NON-CONF.	0- 10	338	0-4	67	242	306	306	29	29	
TOTALS	RPI 1-25	RPI 26-50	W-L RECORDS	RPI 51-100	RPI 101-150	RPI 150+				
1- 15	0- 2	0- 1	OVERALL	0- 1	0- 3	1- 8				
1- 5	0- 0	0- 0	HOME	0- 1	0- 2	1- 2				
0- 9	0- 2	0- 1	AWAY	0- 0	0- 1	0- 5				
0- 1	0- 0	0- 0	NEUTRAL	0- 0	0- 0	0- 1				
0- 10	0- 2	0- 1	NON-CONFERENCE	0- 0	0- 3	0- 4				
0- 2	0- 0	0- 0	HOME	0- 0	0- 2	0- 0				
0- 7	0- 2	0- 1	AWAY	0- 0	0- 1	0- 3				
0- 1	0- 0	0- 0	NEUTRAL	0- 0	0- 0	0- 1				
1- 5	0- 0	0- 0	CONFERENCE	0- 1	0- 0	1- 4				
1- 3	0- 0	0- 0	HOME	0- 1	0- 0	1- 2				
0- 2	0- 0	0- 0	AWAY	0- 0	0- 0	0- 2				
0- 0	0- 0	0- 0	NEUTRAL	0- 0	0- 0	0- 0				

RPI 1-25				RPI 26-50				RPI 51-100				RPI 101+ Team's RPI: 337			
RPI	S	Opponent	Score	RPI	S	Opponent	Score	RPI	S	Opponent	Score	RPI	S	Opponent	Score
11	A	Baylor	46 120	41	A	Georgia Tech	42 89	95	H	Texas Southern	85 89	116	H	UT Arlington	54 88
20	A	Kentucky	35 81									132	A	Wichita St.	65 77
												139	H	Florida	65 72
												199	N	Binghamton	67 88
												237	A	Southern U.	57 81
												259	A	Louisiana Tech	66 70
												275	H	Alabama A&M	69 59
												299	H	Prairie View	54 67
												307	A	FIU	55 56
												311	A	Alcorn	54 80
												314	H	Alabama St.	59 73
												344	A	Northwestern St.	61 65
LAST 10 Division I															
95	H	Texas Southern	85 89	275	H	Alabama A&M	69 59								
299	H	Prairie View	54 67	132	A	Wichita St.	65 77								
311	A	Alcorn	54 80	199	N	Binghamton	67 88								
237	A	Southern U.	57 81	307	A	FIU	55 56								
314	H	Alabama St.	59 73	259	A	Louisiana Tech	66 70								

Non-Div I Games: Centenary (LA) 106 42

Grambling

Loss, Non-Conf, S Site, H Home A Away N Neutral

## Grand Canyon

Through Games Of Jan. 21, 2020

Average RPI Win:	264	WON-LOST	WINNING	LAST 10	STRENGTH OF	OPP. STRENGTH	TEAM	ADJ.	CONF.	ADJ CONF.
Average RPI Loss:	168	RECORD	PCT. RANK	GAMES	SCHEDULE	OF SCHEDULE	RPI	RPI	RPI	RPI
DIV. I ONLY	5- 8	240	4-6	230	294	277	277	32	32	
DIV. I NON-CONF.	3- 6	235	2-4	150	280	268	268	32	32	
TOTALS	RPI 1-25	RPI 26-50	W-L RECORDS	RPI 51-100	RPI 101-150	RPI 150+				
5- 8	0- 0	0- 0	OVERALL	0- 1	0- 2	5- 5				
4- 4	0- 0	0- 0	HOME	0- 0	0- 1	4- 3				
1- 4	0- 0	0- 0	AWAY	0- 1	0- 1	1- 2				
0- 0	0- 0	0- 0	NEUTRAL	0- 0	0- 0	0- 0				
3- 6	0- 0	0- 0	NON-CONFERENCE	0- 1	0- 1	3- 4				
3- 2	0- 0	0- 0	HOME	0- 0	0- 0	3- 2				
0- 4	0- 0	0- 0	AWAY	0- 1	0- 1	0- 2				
0- 0	0- 0	0- 0	NEUTRAL	0- 0	0- 0	0- 0				
2- 2	0- 0	0- 0	CONFERENCE	0- 0	0- 1	2- 1				
1- 2	0- 0	0- 0	HOME	0- 0	0- 1	1- 1				
1- 0	0- 0	0- 0	AWAY	0- 0	0- 0	1- 0				
0- 0	0- 0	0- 0	NEUTRAL	0- 0	0- 0	0- 0				

RPI 1-25				RPI 26-50				RPI 51-100				RPI 101+				Team's RPI: 277	
RPI	S	Opponent	Score	RPI	S	Opponent	Score	RPI	S	Opponent	Score	RPI	S	Opponent	Score		
								98	A	California	53	72	127	A	Portland	41	73
													144	H	CSU Bakersfield	54	59
													166	A	Montana	67	72
													170	A	Portland St.	46	69
													192	H	North Dakota	76	78
													194	H	UNLV	53	51
													197	H	Southern Utah	69	65
													222	H	Cal St. Fullerton	70	80
													225	H	UMKC	53	74
													282	H	UC Santa Barbara	58	57
													301	A	California Baptist	62	58
													346	H	Chicago St.	69	49
LAST 10 Division I																	
				225	H	UMKC	53	74					282	H	UC Santa Barbara	58	57
				346	H	Chicago St.	69	49					194	H	UNLV	53	51
				301	A	California Baptist	62	58					127	A	Portland	41	73
				144	H	CSU Bakersfield	54	59					170	A	Portland St.	46	69
				98	A	California	53	72					222	H	Cal St. Fullerton	70	80

Non-Div I Games: Benedictine Mesa 72 53 Whittier 77 41

Grand Canyon

Loss, Non-Conf, S Site, H Home A Away N Neutral



Average RPI Win:	221	WON-LOST	WINNING	LAST 10	STRENGTH OF	OPP. STRENGTH	TEAM	ADJ.	CONF.	ADJ CONF.
Average RPI Loss:	98	RECORD	PCT. RANK	GAMES	SCHEDULE	OF SCHEDULE	RPI	RPI	RPI	RPI
DIV. I ONLY	9- 10	190	4-6	159	98	185	185	20	20	
DIV. I NON-CONF.	5- 7	205	0-3	51	20	117	117	18	18	
TOTALS	RPI 1-25	RPI 26-50	W-L RECORDS	RPI 51-100	RPI 101-150	RPI 150+				
9- 10	1- 2	0- 2	OVERALL	1- 3	1- 1	6- 2				
4- 6	0- 1	0- 2	HOME	0- 2	1- 1	3- 0				
3- 3	1- 0	0- 0	AWAY	0- 1	0- 0	2- 2				
2- 1	0- 1	0- 0	NEUTRAL	1- 0	0- 0	1- 0				
5- 7	1- 2	0- 2	NON-CONFERENCE	1- 2	1- 0	2- 1				
1- 4	0- 1	0- 2	HOME	0- 1	1- 0	0- 0				
2- 2	1- 0	0- 0	AWAY	0- 1	0- 0	1- 1				
2- 1	0- 1	0- 0	NEUTRAL	1- 0	0- 0	1- 0				
4- 3	0- 0	0- 0	CONFERENCE	0- 1	0- 1	4- 1				
3- 2	0- 0	0- 0	HOME	0- 1	0- 1	3- 0				
1- 1	0- 0	0- 0	AWAY	0- 0	0- 0	1- 1				
0- 0	0- 0	0- 0	NEUTRAL	0- 0	0- 0	0- 0				

RPI 1-25				RPI 26-50				RPI 51-100				RPI 101+ Team's RPI: 185			
RPI	S	Opponent	Score	RPI	S	Opponent	Score	RPI	S	Opponent	Score	RPI	S	Opponent	Score
13	H	DePaul	65 76	39	H	Marquette	47 60	56	H	IUPUI	42 54	134	H	Wright St.	58 70
14	N	Mississippi St.	58 83	43	H	South Dakota	60 66	77	A	Marist	60 72	147	H	Missouri	72 64
23	A	Central Mich.	111 105					83	H	South Dakota St.	55 60	214	N	Bowling Green	73 54
								93	N	Syracuse	79 73	224	H	Northern Ky.	65 44
												252	A	Maine	60 61
												264	A	Oakland	88 93
												285	H	Milwaukee	61 48
												312	A	Detroit Mercy	65 48
												341	H	UIC	73 36
												346	A	Chicago St.	102 46
LAST 10 Division I															
341	H	UIC	73 36	134	H	Wright St.	58 70	224	H	Northern Ky.	65 44				
56	H	IUPUI	42 54	83	H	South Dakota St.	55 60	77	A	Marist	60 72				
312	A	Detroit Mercy	65 48	264	A	Oakland	88 93	252	A	Maine	60 61				
264	A	Oakland	88 93	285	H	Milwaukee	61 48								

Non-Div I Games:

Green Bay

■ Loss, 
■ Non-Conf, 
■ S Site, 
■ H Home 
■ A Away 
N Neutral

Average RPI Win:	228	WON-LOST	WINNING	LAST 10	STRENGTH OF	OPP. STRENGTH	TEAM	ADJ.	CONF.	ADJ CONF.
Average RPI Loss:	150	RECORD	PCT. RANK	GAMES	SCHEDULE	OF SCHEDULE	RPI	RPI	RPI	RPI
DIV. I ONLY	10- 7	124	7-3	216	256	172	172	27	27	
DIV. I NON-CONF.	4- 5	195	1-1	124	103	146	146	28	28	
TOTALS	RPI 1-25	RPI 26-50	W-L RECORDS	RPI 51-100	RPI 101-150	RPI 150+				
10- 7	0- 0	0- 1	OVERALL	1- 0	1- 3	8- 3				
4- 4	0- 0	0- 0	HOME	0- 0	0- 2	4- 2				
4- 3	0- 0	0- 1	AWAY	1- 0	0- 1	3- 1				
2- 0	0- 0	0- 0	NEUTRAL	0- 0	1- 0	1- 0				
4- 5	0- 0	0- 1	NON-CONFERENCE	1- 0	1- 2	2- 2				
0- 3	0- 0	0- 0	HOME	0- 0	0- 1	0- 2				
2- 2	0- 0	0- 1	AWAY	1- 0	0- 1	1- 0				
2- 0	0- 0	0- 0	NEUTRAL	0- 0	1- 0	1- 0				
6- 2	0- 0	0- 0	CONFERENCE	0- 0	0- 1	6- 1				
4- 1	0- 0	0- 0	HOME	0- 0	0- 1	4- 0				
2- 1	0- 0	0- 0	AWAY	0- 0	0- 0	2- 1				
0- 0	0- 0	0- 0	NEUTRAL	0- 0	0- 0	0- 0				

RPI S	Opponent	Score	RPI S	Opponent	Score	RPI S	Opponent	Score	RPI S	Opponent	Score	Team's RPI: 172
36	A Old Dominion	38 75	67	A Alabama	64 61	108	H Liberty	59 83	130	N Richmond	69 65	
						143	H Campbell	31 68	148	A Furman	65 70	
						173	H Norfolk St.	56 77	189	H Fla. Atlantic	63 64	
						203	A Chattanooga	84 55	212	N Mt. St. Mary's	68 60	
						219	H Gardner-Webb	63 58	242	H Radford	51 48	
						245	H UNC Asheville	68 59	250	A Winthrop	66 72	
						297	A Presbyterian	71 42	333	A Charleston So.	64 59	
						334	H USC Upstate	60 40				
LAST 10 Division I												
333	A Charleston So.	64 59	219	H Gardner-Webb	63 58							
334	H USC Upstate	60 40	245	H UNC Asheville	68 59							
143	H Campbell	31 68	250	A Winthrop	66 72							
242	H Radford	51 48	130	N Richmond	69 65							
297	A Presbyterian	71 42	36	A Old Dominion	38 75							

Non-Div I Games:

Hampton

■ Loss, 
 ■ Non-Conf, 
 ■ S Site, 
 ■ H Home 
 ■ A Away 
 N Neutral

Average RPI Win:	0	WON-LOST	WINNING	LAST 10	STRENGTH OF	OPP. STRENGTH	TEAM	ADJ.	CONF.	ADJ CONF.
Average RPI Loss:	185	RECORD	PCT. RANK	GAMES	SCHEDULE	OF SCHEDULE	RPI	RPI	RPI	RPI
DIV. I ONLY	0- 18	349	0-10	188	297	335	335	28	28	
DIV. I NON-CONF.	0- 13	338	0-5	181	281	333	333	27	27	
TOTALS	RPI 1-25	RPI 26-50	W-L RECORDS	RPI 51-100	RPI 101-150	RPI 150+				
0- 18	0- 1	0- 0	OVERALL	0- 1	0- 7	0- 9				
0- 8	0- 0	0- 0	HOME	0- 0	0- 2	0- 6				
0- 10	0- 1	0- 0	AWAY	0- 1	0- 5	0- 3				
0- 0	0- 0	0- 0	NEUTRAL	0- 0	0- 0	0- 0				
0- 13	0- 1	0- 0	NON-CONFERENCE	0- 1	0- 6	0- 5				
0- 6	0- 0	0- 0	HOME	0- 0	0- 2	0- 4				
0- 7	0- 1	0- 0	AWAY	0- 1	0- 4	0- 1				
0- 0	0- 0	0- 0	NEUTRAL	0- 0	0- 0	0- 0				
0- 5	0- 0	0- 0	CONFERENCE	0- 0	0- 1	0- 4				
0- 2	0- 0	0- 0	HOME	0- 0	0- 0	0- 2				
0- 3	0- 0	0- 0	AWAY	0- 0	0- 1	0- 2				
0- 0	0- 0	0- 0	NEUTRAL	0- 0	0- 0	0- 0				

RPI 1-25				RPI 26-50				RPI 51-100				RPI 101+ Team's RPI: 335			
RPI	S	Opponent	Score	RPI	S	Opponent	Score	RPI	S	Opponent	Score	RPI	S	Opponent	Score
21	A	Princeton	42 73					75	A	Michigan St.	34 79	101	A	Stony Brook	55 66
												110	H	Providence	57 75
												118	A	Massachusetts	48 74
												120	A	Penn	46 74
												137	A	Northeastern	47 60
												145	H	Rhode Island	56 68
												146	A	Harvard	44 53
												159	A	William & Mary	44 61
												204	H	Quinnipiac	50 87
												223	H	UMass Lowell	63 68
												252	A	Maine	73 87
												255	H	Vermont	53 63
												280	A	New Hampshire	71 72
												315	H	Hofstra	41 43
												328	H	NJIT	52 61
												345	H	Central Conn. St.	54 61
LAST 10 Division I															
255	H	Vermont	53 63	204	H	Quinnipiac	50 87								
101	A	Stony Brook	55 66	345	H	Central Conn. St.	54 61								
223	H	UMass Lowell	63 68	137	A	Northeastern	47 60								
280	A	New Hampshire	71 72	21	A	Princeton	42 73								
252	A	Maine	73 87	328	H	NJIT	52 61								

Non-Div I Games:

Hartford

■ Loss, 
 ■ Non-Conf, 
 ■ S Site, 
 ■ H Home 
 ■ A Away 
 N Neutral

## Harvard

Through Games Of Jan. 21, 2020

Average RPI Win:	213	WON-LOST	WINNING	LAST 10	STRENGTH OF	OPP. STRENGTH	TEAM	ADJ.	CONF.	ADJ CONF.
Average RPI Loss:	142	RECORD	PCT. RANK	GAMES	SCHEDULE	OF SCHEDULE	RPI	RPI	RPI	RPI
DIV. I ONLY	9- 5	98	6-4	288	88	146	146	8	8	
DIV. I NON-CONF.	9- 4	84	6-3	288	81	131	131	8	8	
TOTALS	RPI 1-25	RPI 26-50	W-L RECORDS	RPI 51-100	RPI 101-150	RPI 150+				
9- 5	0- 0	0- 1	OVERALL	1- 0	1- 1	7- 3				
4- 1	0- 0	0- 0	HOME	1- 0	1- 1	2- 0				
5- 3	0- 0	0- 1	AWAY	0- 0	0- 0	5- 2				
0- 1	0- 0	0- 0	NEUTRAL	0- 0	0- 0	0- 1				
9- 4	0- 0	0- 1	NON-CONFERENCE	1- 0	1- 1	7- 2				
4- 1	0- 0	0- 0	HOME	1- 0	1- 1	2- 0				
5- 2	0- 0	0- 1	AWAY	0- 0	0- 0	5- 1				
0- 1	0- 0	0- 0	NEUTRAL	0- 0	0- 0	0- 1				
0- 1	0- 0	0- 0	CONFERENCE	0- 0	0- 0	0- 1				
0- 0	0- 0	0- 0	HOME	0- 0	0- 0	0- 0				
0- 1	0- 0	0- 0	AWAY	0- 0	0- 0	0- 1				
0- 0	0- 0	0- 0	NEUTRAL	0- 0	0- 0	0- 0				

RPI S	Opponent	Score	RPI S	Opponent	Score	RPI S	Opponent	Score	RPI S	Opponent	Score	Team's RPI: 146
35	A Rutgers	46 74	98	H California	56 53	137	H Northeastern	44 46	145	H Rhode Island	61 58	
						152	A Dartmouth	62 63	184	N Saint Joseph's	39 63	
						189	A Fla. Atlantic	65 51	191	A Northern Ill.	59 53	
						196	A Boston U.	66 39	202	A La Salle	69 75	
						204	A Quinnipiac	77 68	252	A Maine	69 40	
						308	H Siena	68 51	335	H Hartford	53 44	
LAST 10 Division I												
152	A Dartmouth	62 63	137	H Northeastern	44 46	204	A Quinnipiac	77 68	196	A Boston U.	66 39	
145	H Rhode Island	61 58	335	H Hartford	53 44	35	A Rutgers	46 74				
189	A Fla. Atlantic	65 51										
184	N Saint Joseph's	39 63										
252	A Maine	69 40										

Non-Div I Games:

Harvard

■ Loss, 
 ■ Non-Conf, 
 S Site, 
 ■ Home 
 ■ Away 
 N Neutral

Average RPI Win:	205	WON-LOST	WINNING	LAST 10	STRENGTH OF	OPP. STRENGTH	TEAM	ADJ.	CONF.	ADJ CONF.
Average RPI Loss:	149	RECORD	PCT. RANK	GAMES	SCHEDULE	OF SCHEDULE	RPI	RPI	RPI	RPI
DIV. I ONLY	7- 9	207	4-6	103	198	186	186	26	26	
DIV. I NON-CONF.	5- 7	205	2-4	71	164	161	161	26	26	
TOTALS	RPI 1-25	RPI 26-50	W-L RECORDS	RPI 51-100	RPI 101-150	RPI 150+				
7- 9	0- 2	1- 0	OVERALL	0- 1	1- 2	5- 4				
5- 4	0- 1	1- 0	HOME	0- 1	0- 1	4- 1				
2- 5	0- 1	0- 0	AWAY	0- 0	1- 1	1- 3				
0- 0	0- 0	0- 0	NEUTRAL	0- 0	0- 0	0- 0				
5- 7	0- 2	1- 0	NON-CONFERENCE	0- 1	1- 2	3- 2				
3- 4	0- 1	1- 0	HOME	0- 1	0- 1	2- 1				
2- 3	0- 1	0- 0	AWAY	0- 0	1- 1	1- 1				
0- 0	0- 0	0- 0	NEUTRAL	0- 0	0- 0	0- 0				
2- 2	0- 0	0- 0	CONFERENCE	0- 0	0- 0	2- 2				
2- 0	0- 0	0- 0	HOME	0- 0	0- 0	2- 0				
0- 2	0- 0	0- 0	AWAY	0- 0	0- 0	0- 2				
0- 0	0- 0	0- 0	NEUTRAL	0- 0	0- 0	0- 0				

RPI 1-25				RPI 26-50				RPI 51-100				RPI 101+ Team's RPI: 186			
RPI	S	Opponent	Score	RPI	S	Opponent	Score	RPI	S	Opponent	Score	RPI	S	Opponent	Score
10	A	Oregon St.	32 64	49	H	Texas	73 60	95	H	Texas Southern	57 74	103	A	Washington	62 50
15	H	NC State	59 68									119	A	Idaho	52 67
												120	H	Penn	55 70
												221	A	UC Davis	49 62
												222	H	Cal St. Fullerton	79 72
												235	H	UC Riverside	80 57
												248	H	North Texas	60 66
												256	A	CSUN	54 58
												258	A	LMU (CA)	51 65
												262	A	Pepperdine	52 51
												273	H	San Diego St.	61 58
												292	H	UTSA	62 50
LAST 10 Division I															
222	H	Cal St. Fullerton	79 72	119	A	Idaho	52 67								
235	H	UC Riverside	80 57	103	A	Washington	62 50								
221	A	UC Davis	49 62	10	A	Oregon St.	32 64								
256	A	CSUN	54 58	49	H	Texas	73 60								
120	H	Penn	55 70	15	H	NC State	59 68								

Non-Div I Games: Hope Int'l 86 49

Hawaii

Average RPI Win:	291	WON-LOST	WINNING	LAST 10	STRENGTH OF	OPP. STRENGTH	TEAM	ADJ.	CONF.	ADJ CONF.
Average RPI Loss:	162	RECORD	PCT. RANK	GAMES	SCHEDULE	OF SCHEDULE	RPI	RPI	RPI	RPI
DIV. I ONLY	7- 10	218	5-5	267	296	240	240	27	27	
DIV. I NON-CONF.	2- 7	288	0-2	205	182	282	282	28	28	
TOTALS	RPI 1-25	RPI 26-50	W-L RECORDS	RPI 51-100	RPI 101-150	RPI 150+				
7- 10	0- 0	0- 1	OVERALL	0- 1	0- 3	7- 5				
4- 2	0- 0	0- 0	HOME	0- 1	0- 0	4- 1				
3- 8	0- 0	0- 1	AWAY	0- 0	0- 3	3- 4				
0- 0	0- 0	0- 0	NEUTRAL	0- 0	0- 0	0- 0				
2- 7	0- 0	0- 1	NON-CONFERENCE	0- 1	0- 2	2- 3				
1- 2	0- 0	0- 0	HOME	0- 1	0- 0	1- 1				
1- 5	0- 0	0- 1	AWAY	0- 0	0- 2	1- 2				
0- 0	0- 0	0- 0	NEUTRAL	0- 0	0- 0	0- 0				
5- 3	0- 0	0- 0	CONFERENCE	0- 0	0- 1	5- 2				
3- 0	0- 0	0- 0	HOME	0- 0	0- 0	3- 0				
2- 3	0- 0	0- 0	AWAY	0- 0	0- 1	2- 2				
0- 0	0- 0	0- 0	NEUTRAL	0- 0	0- 0	0- 0				

RPI 1-25			RPI 26-50			RPI 51-100			RPI 101+ Team's RPI: 240		
RPI	S	Opponent	Score	RPI	S	Opponent	Score	RPI	S	Opponent	Score
				48	A	Duke	57 93	88	H	Davidson	63 73
								113	A	Butler	52 74
								122	A	UNC Greensboro	70 82
								143	A	Campbell	36 73
								173	A	Norfolk St.	58 72
								193	A	American	48 56
								230	H	ETSU	80 62
								241	H	Col. of Charleston	70 79
								242	H	Radford	68 58
								245	A	UNC Asheville	60 76
								250	A	Winthrop	63 69
								290	A	Longwood	76 69
								297	H	Presbyterian	60 55
								313	A	N.C. Central	78 58
								333	A	Charleston So.	84 70
								334	H	USC Upstate	85 46
LAST 10 Division I											
297	H	Presbyterian	60 55	334	H	USC Upstate	85 46				
290	A	Longwood	76 69	250	A	Winthrop	63 69				
333	A	Charleston So.	84 70	143	A	Campbell	36 73				
245	A	UNC Asheville	60 76	122	A	UNC Greensboro	70 82				
242	H	Radford	68 58	113	A	Butler	52 74				

Non-Div I Games:

High Point

■ Loss, 
 ■ Non-Conf, 
 ■ S Site, 
 ■ H Home 
 ■ A Away 
 N Neutral

# Hofstra

Through Games Of Jan. 21, 2020

Average RPI Win:	248	WON-LOST	WINNING	LAST 10	STRENGTH OF	OPP. STRENGTH	TEAM	ADJ.	CONF.	ADJ CONF.
Average RPI Loss:	188	RECORD	PCT. RANK	GAMES	SCHEDULE	OF SCHEDULE	RPI	RPI	RPI	RPI
DIV. I ONLY	3- 13	313	2-8	222	335	315	315	14	14	
DIV. I NON-CONF.	3- 8	268	2-3	254	346	315	315	13	13	
TOTALS	RPI 1-25	RPI 26-50	W-L RECORDS	RPI 51-100	RPI 101-150	RPI 150+				
3- 13	0- 0	0- 0	OVERALL	0- 1	1- 3	2- 9				
2- 5	0- 0	0- 0	HOME	0- 0	1- 2	1- 3				
1- 6	0- 0	0- 0	AWAY	0- 1	0- 1	1- 4				
0- 2	0- 0	0- 0	NEUTRAL	0- 0	0- 0	0- 2				
3- 8	0- 0	0- 0	NON-CONFERENCE	0- 0	1- 1	2- 7				
2- 3	0- 0	0- 0	HOME	0- 0	1- 1	1- 2				
1- 3	0- 0	0- 0	AWAY	0- 0	0- 0	1- 3				
0- 2	0- 0	0- 0	NEUTRAL	0- 0	0- 0	0- 2				
0- 5	0- 0	0- 0	CONFERENCE	0- 1	0- 2	0- 2				
0- 2	0- 0	0- 0	HOME	0- 0	0- 1	0- 1				
0- 3	0- 0	0- 0	AWAY	0- 1	0- 1	0- 1				
0- 0	0- 0	0- 0	NEUTRAL	0- 0	0- 0	0- 0				

RPI S	Opponent	Score	RPI S	Opponent	Score	RPI S	Opponent	Score	RPI S	Opponent	Score	Team's RPI: 315
						90	A Drexel	54 74	101	H Stony Brook	38 81	
									107	H Elon	56 69	
									137	A Northeastern	51 74	
									143	H Campbell	58 55	
									158	N Houston	44 54	
									159	H William & Mary	53 66	
									163	N Samford	45 65	
									187	H Cleveland St.	51 61	
									232	H Howard	64 73	
									244	A Fairfield	64 73	
									253	A Delaware	59 80	
									267	H Morgan St.	51 39	
									271	A Sacred Heart	44 71	
									335	A Hartford	43 41	
									348	A LIU Brooklyn	46 85	
LAST 10 Division I												
107	H	Elon	56	69	163	N	Samford	45	65			
159	H	William & Mary	53	66	158	N	Houston	44	54			
90	A	Drexel	54	74	143	H	Campbell	58	55			
253	A	Delaware	59	80	244	A	Fairfield	64	73			
137	A	Northeastern	51	74	267	H	Morgan St.	51	39			

Non-Div I Games:

Hofstra

Loss, Non-Conf, S Site, H Home A Away N Neutral

# Holy Cross

Through Games Of Jan. 21, 2020

Average RPI Win:	232	WON-LOST	WINNING	LAST 10	STRENGTH OF	OPP. STRENGTH	TEAM	ADJ.	CONF.	ADJ CONF.
Average RPI Loss:	135	RECORD	PCT. RANK	GAMES	SCHEDULE	OF SCHEDULE	RPI	RPI	RPI	RPI
DIV. I ONLY	11- 6	88	7-3	264	171	133	133	15	15	
DIV. I NON-CONF.	7- 4	100	3-1	238	222	106	106	15	15	
TOTALS	RPI 1-25	RPI 26-50	W-L RECORDS	RPI 51-100	RPI 101-150	RPI 150+				
11- 6	0- 0	0- 0	OVERALL	1- 2	0- 3	10- 1				
6- 1	0- 0	0- 0	HOME	1- 1	0- 0	5- 0				
5- 5	0- 0	0- 0	AWAY	0- 1	0- 3	5- 1				
0- 0	0- 0	0- 0	NEUTRAL	0- 0	0- 0	0- 0				
7- 4	0- 0	0- 0	NON-CONFERENCE	1- 1	0- 3	6- 0				
4- 0	0- 0	0- 0	HOME	1- 0	0- 0	3- 0				
3- 4	0- 0	0- 0	AWAY	0- 1	0- 3	3- 0				
0- 0	0- 0	0- 0	NEUTRAL	0- 0	0- 0	0- 0				
4- 2	0- 0	0- 0	CONFERENCE	0- 1	0- 0	4- 1				
2- 1	0- 0	0- 0	HOME	0- 1	0- 0	2- 0				
2- 1	0- 0	0- 0	AWAY	0- 0	0- 0	2- 1				
0- 0	0- 0	0- 0	NEUTRAL	0- 0	0- 0	0- 0				

RPI 1-25				RPI 26-50				RPI 51-100				RPI 101+				Team's RPI: 133	
RPI	S	Opponent	Score	RPI	S	Opponent	Score	RPI	S	Opponent	Score	RPI	S	Opponent	Score		
								58	H	Bucknell	40	51	118	A	Massachusetts	72	75
								82	H	Boston College	80	71	136	A	Illinois	75	78
								87	A	North Florida	60	80	145	A	Rhode Island	58	73
													164	H	Merrimack	68	42
													193	H	American	72	59
													228	A	Brown	83	71
													229	A	Stetson	75	63
													238	H	Lafayette	57	56
													263	A	Army West Point	48	61
													271	A	Sacred Heart	65	52
													274	A	Navy	58	49
													278	A	Loyola Maryland	64	56
													280	H	New Hampshire	82	61
													319	H	Bryant	87	75
LAST 10 Division I																	
				193	H	American	72	59					278	A	Loyola Maryland	64	56
				263	A	Army West Point	48	61					229	A	Stetson	75	63
				58	H	Bucknell	40	51					87	A	North Florida	60	80
				238	H	Lafayette	57	56					280	H	New Hampshire	82	61
				274	A	Navy	58	49					271	A	Sacred Heart	65	52

Non-Div I Games:

Holy Cross

Loss, Non-Conf, S Site, H Home A Away N Neutral



Average RPI Win:	231	WON-LOST	WINNING	LAST 10	STRENGTH OF	OPP. STRENGTH	TEAM	ADJ.	CONF.	ADJ CONF.
Average RPI Loss:	85	RECORD	PCT. RANK	GAMES	SCHEDULE	OF SCHEDULE	RPI	RPI	RPI	RPI
DIV. I ONLY	9- 9	170	5-5	102	82	158	158	9	9	
DIV. I NON-CONF.	7- 7	164	3-3	136	111	155	155	9	9	
TOTALS	RPI 1-25	RPI 26-50	W-L RECORDS	RPI 51-100	RPI 101-150	RPI 150+				
9- 9	0- 2	1- 2	OVERALL	0- 2	0- 1	8- 2				
7- 2	0- 0	1- 1	HOME	0- 1	0- 0	6- 0				
0- 5	0- 2	0- 1	AWAY	0- 0	0- 1	0- 1				
2- 2	0- 0	0- 0	NEUTRAL	0- 1	0- 0	2- 1				
7- 7	0- 1	1- 2	NON-CONFERENCE	0- 1	0- 1	6- 2				
5- 1	0- 0	1- 1	HOME	0- 0	0- 0	4- 0				
0- 4	0- 1	0- 1	AWAY	0- 0	0- 1	0- 1				
2- 2	0- 0	0- 0	NEUTRAL	0- 1	0- 0	2- 1				
2- 2	0- 1	0- 0	CONFERENCE	0- 1	0- 0	2- 0				
2- 1	0- 0	0- 0	HOME	0- 1	0- 0	2- 0				
0- 1	0- 1	0- 0	AWAY	0- 0	0- 0	0- 0				
0- 0	0- 0	0- 0	NEUTRAL	0- 0	0- 0	0- 0				

RPI 1-25				RPI 26-50				RPI 51-100				RPI 101+ Team's RPI: 158			
RPI	S	Opponent	Score	RPI	S	Opponent	Score	RPI	S	Opponent	Score	RPI	S	Opponent	Score
4	A	UConn	51 91	26	H	Oklahoma	85 69	57	H	Temple	58 61	114	A	Fordham	54 63
18	A	Texas A&M	43 72	31	H	FGCU	45 57	93	N	Syracuse	62 87	165	H	Memphis	75 65
				41	A	Georgia Tech	38 69					179	H	Southern Miss.	75 60
												180	A	New Mexico	71 81
												231	N	San Francisco	57 80
												254	H	Southeastern La.	78 65
												259	H	Louisiana Tech	67 53
												279	H	East Carolina	72 63
												298	H	Houston Baptist	82 60
												301	N	California Baptist	96 75
												315	N	Hofstra	54 44
LAST 10 Division I															
279	H	East Carolina	72 63	315	N	Hofstra	54 44								
4	A	UConn	51 91	179	H	Southern Miss.	75 60								
57	H	Temple	58 61	18	A	Texas A&M	43 72								
165	H	Memphis	75 65	259	H	Louisiana Tech	67 53								
114	A	Fordham	54 63	31	H	FGCU	45 57								

Non-Div I Games:

Houston

■ Loss, 
 ■ Non-Conf, 
 S Site, 
 ■ Home 
 ■ Away 
 N Neutral

## Houston Baptist

Through Games Of Jan. 21, 2020

Average RPI Win:	295	WON-LOST	WINNING	LAST 10	STRENGTH OF	OPP. STRENGTH	TEAM	ADJ.	CONF.	ADJ CONF.
Average RPI Loss:	181	RECORD	PCT. RANK	GAMES	SCHEDULE	OF SCHEDULE	RPI	RPI	RPI	RPI
DIV. I ONLY	2- 11	324	1-9	207	321	298	298	25	25	
DIV. I NON-CONF.	2- 5	259	1-3	112	296	181	181	22	22	
TOTALS	RPI 1-25	RPI 26-50	W-L RECORDS	RPI 51-100	RPI 101-150	RPI 150+				
2- 11	0- 1	0- 0	OVERALL	0- 0	0- 3	2- 7				
0- 4	0- 0	0- 0	HOME	0- 0	0- 2	0- 2				
2- 7	0- 1	0- 0	AWAY	0- 0	0- 1	2- 5				
0- 0	0- 0	0- 0	NEUTRAL	0- 0	0- 0	0- 0				
2- 5	0- 1	0- 0	NON-CONFERENCE	0- 0	0- 1	2- 3				
0- 1	0- 0	0- 0	HOME	0- 0	0- 0	0- 1				
2- 4	0- 1	0- 0	AWAY	0- 0	0- 1	2- 2				
0- 0	0- 0	0- 0	NEUTRAL	0- 0	0- 0	0- 0				
0- 6	0- 0	0- 0	CONFERENCE	0- 0	0- 2	0- 4				
0- 3	0- 0	0- 0	HOME	0- 0	0- 2	0- 1				
0- 3	0- 0	0- 0	AWAY	0- 0	0- 0	0- 3				
0- 0	0- 0	0- 0	NEUTRAL	0- 0	0- 0	0- 0				

RPI 1-25				RPI 26-50				RPI 51-100				RPI 101+ Team's RPI: 298			
RPI	S	Opponent	Score	RPI	S	Opponent	Score	RPI	S	Opponent	Score	RPI	S	Opponent	Score
11	A	Baylor	42 112									132	A	Wichita St.	42 59
												141	H	SFA	42 59
												150	H	Sam Houston St.	69 97
												158	A	Houston	60 82
												181	A	Texas Tech	51 59
												195	A	Lamar University	53 60
												210	H	Northern Ariz.	62 79
												220	A	Central Ark.	39 63
												243	A	Oral Roberts	74 73
												254	H	Southeastern La.	59 69
												344	A	Northwestern St.	60 69
												347	A	La.-Monroe	72 65
LAST 10 Division I															
150	H	Sam Houston St.	69 97	141	H	SFA	42 59								
195	A	Lamar University	53 60	181	A	Texas Tech	51 59								
344	A	Northwestern St.	60 69	347	A	La.-Monroe	72 65								
220	A	Central Ark.	39 63	210	H	Northern Ariz.	62 79								
254	H	Southeastern La.	59 69	132	A	Wichita St.	42 59								

Non-Div I Games: LSU-Shreveport 67 44 Paul Quinn 63 34

Houston Baptist

Loss, Non-Conf, S Site, H Home A Away N Neutral

Average RPI Win: <b>296</b>	WON-LOST	WINNING	LAST 10	STRENGTH OF	OPP. STRENGTH	TEAM	ADJ.	CONF.	ADJ CONF.
Average RPI Loss: <b>144</b>	RECORD	PCT. RANK	GAMES	SCHEDULE	OF SCHEDULE	RPI	RPI	RPI	RPI
DIV. I ONLY	10- 8	149	6-4	322	288	232	232	30	30
DIV. I NON-CONF.	8- 5	117	4-1	302	259	184	184	31	31
TOTALS	RPI 1-25	RPI 26-50	W-L RECORDS	RPI 51-100	RPI 101-150	RPI 150+			
10- 8	0- 0	0- 0	OVERALL	0- 2	0- 2	10- 4			
4- 3	0- 0	0- 0	HOME	0- 0	0- 0	4- 3			
6- 3	0- 0	0- 0	AWAY	0- 1	0- 1	6- 1			
0- 2	0- 0	0- 0	NEUTRAL	0- 1	0- 1	0- 0			
8- 5	0- 0	0- 0	NON-CONFERENCE	0- 2	0- 2	8- 1			
3- 1	0- 0	0- 0	HOME	0- 0	0- 0	3- 1			
5- 2	0- 0	0- 0	AWAY	0- 1	0- 1	5- 0			
0- 2	0- 0	0- 0	NEUTRAL	0- 1	0- 1	0- 0			
2- 3	0- 0	0- 0	CONFERENCE	0- 0	0- 0	2- 3			
1- 2	0- 0	0- 0	HOME	0- 0	0- 0	1- 2			
1- 1	0- 0	0- 0	AWAY	0- 0	0- 0	1- 1			
0- 0	0- 0	0- 0	NEUTRAL	0- 0	0- 0	0- 0			

RPI S	Opponent	Score	RPI S	Opponent	Score	RPI S	Opponent	Score	RPI S	Opponent	Score	Team's RPI: 232
						58 N	Bucknell	60 70	102 A	South Fla.	53 82	
						64 A	Tennessee	38 88	103 N	Washington	58 75	
									173 H	Norfolk St.	80 83	
									182 H	Bethune-Cookman	59 75	
									202 H	La Salle	62 78	
									209 A	George Mason	86 75	
									216 H	Niagara	91 42	
									267 A	Morgan St.	67 74	
									278 A	Loyola Maryland	75 69	
									279 A	East Carolina	67 51	
									315 A	Hofstra	73 64	
									316 A	UMBC	72 61	
									322 A	UMES	79 58	
									336 H	Fairleigh Dickinson	64 56	
									338 H	Saint Peter's	92 80	
									349 H	South Carolina St.	78 47	
LAST 10 Division I												
			267 A	Morgan St.	67 74	64 A	Tennessee	38 88				
			349 H	South Carolina St.	78 47	209 A	George Mason	86 75				
			173 H	Norfolk St.	80 83	279 A	East Carolina	67 51				
			182 H	Bethune-Cookman	59 75	216 H	Niagara	91 42				
			322 A	UMES	79 58	336 H	Fairleigh Dickinson	64 56				

Non-Div I Games:

Howard

Average RPI Win:	179	WON-LOST	WINNING	LAST 10	STRENGTH OF	OPP. STRENGTH	TEAM	ADJ.	CONF.	ADJ CONF.
Average RPI Loss:	87	RECORD	PCT. RANK	GAMES	SCHEDULE	OF SCHEDULE	RPI	RPI	RPI	RPI
DIV. I ONLY	12- 6	72	8-2	95	147	56	56	20	20	
DIV. I NON-CONF.	5- 5	164	1-1	40	21	64	64	18	18	
TOTALS	RPI 1-25	RPI 26-50	W-L RECORDS	RPI 51-100	RPI 101-150	RPI 150+				
12- 6	0- 0	1- 1	OVERALL	2- 3	2- 1	7- 1				
7- 0	0- 0	0- 0	HOME	2- 0	1- 0	4- 0				
3- 6	0- 0	0- 1	AWAY	0- 3	0- 1	3- 1				
2- 0	0- 0	1- 0	NEUTRAL	0- 0	1- 0	0- 0				
5- 5	0- 0	1- 1	NON-CONFERENCE	2- 3	1- 1	1- 0				
3- 0	0- 0	0- 0	HOME	2- 0	0- 0	1- 0				
0- 5	0- 0	0- 1	AWAY	0- 3	0- 1	0- 0				
2- 0	0- 0	1- 0	NEUTRAL	0- 0	1- 0	0- 0				
7- 1	0- 0	0- 0	CONFERENCE	0- 0	1- 0	6- 1				
4- 0	0- 0	0- 0	HOME	0- 0	1- 0	3- 0				
3- 1	0- 0	0- 0	AWAY	0- 0	0- 0	3- 1				
0- 0	0- 0	0- 0	NEUTRAL	0- 0	0- 0	0- 0				

RPI 1-25				RPI 26-50				RPI 51-100				Team's RPI: 56	RPI 101+			
RPI	S	Opponent	Score	RPI	S	Opponent	Score	RPI	S	Opponent	Score		RPI	S	Opponent	Score
				46	N	St. John's (NY)	85 78	53	A	Miami (FL)	65 74		107	N	Elon	59 53
				50	A	UNI	50 51	66	H	Southern Ill.	81 78		113	A	Butler	61 64
								68	A	UT Martin	51 57		134	H	Wright St.	80 60
								76	A	Ohio	64 70		161	A	Youngstown St.	73 75
								81	H	Ball St.	65 48		185	A	Green Bay	54 42
													187	A	Cleveland St.	78 53
													224	H	Northern Ky.	89 61
													260	H	Eastern Ky.	72 42
													264	H	Oakland	76 41
													285	A	Milwaukee	75 52
													312	H	Detroit Mercy	82 45
LAST 10 Division I																
				285	A	Milwaukee	75 52	264	H	Oakland	76 41					
				185	A	Green Bay	54 42	187	A	Cleveland St.	78 53					
				134	H	Wright St.	80 60	161	A	Youngstown St.	73 75					
				224	H	Northern Ky.	89 61	260	H	Eastern Ky.	72 42					
				312	H	Detroit Mercy	82 45	50	A	UNI	50 51					

Non-Div I Games: Ind.-Northwest 103 45

IUPUI

■ Loss, 
 ■ Non-Conf, 
 ■ S Site, 
 ■ H Home 
 ■ A Away 
 N Neutral



Average RPI Win:	319	WON-LOST	WINNING	LAST 10	STRENGTH OF	OPP. STRENGTH	TEAM	ADJ.	CONF.	ADJ CONF.
Average RPI Loss:	156	RECORD	PCT. RANK	GAMES	SCHEDULE	OF SCHEDULE	RPI	RPI	RPI	RPI
DIV. I ONLY	5- 9	253	3-7	311	219	283	283	21	21	
DIV. I NON-CONF.	2- 5	259	0-3	269	177	278	278	17	17	
TOTALS	RPI 1-25	RPI 26-50	W-L RECORDS	RPI 51-100	RPI 101-150	RPI 150+				
5- 9	0- 0	0- 3	OVERALL	0- 0	0- 1	5- 5				
2- 3	0- 0	0- 0	HOME	0- 0	0- 0	2- 3				
3- 6	0- 0	0- 3	AWAY	0- 0	0- 1	3- 2				
0- 0	0- 0	0- 0	NEUTRAL	0- 0	0- 0	0- 0				
2- 5	0- 0	0- 3	NON-CONFERENCE	0- 0	0- 0	2- 2				
1- 1	0- 0	0- 0	HOME	0- 0	0- 0	1- 1				
1- 4	0- 0	0- 3	AWAY	0- 0	0- 0	1- 1				
0- 0	0- 0	0- 0	NEUTRAL	0- 0	0- 0	0- 0				
3- 4	0- 0	0- 0	CONFERENCE	0- 0	0- 1	3- 3				
1- 2	0- 0	0- 0	HOME	0- 0	0- 0	1- 2				
2- 2	0- 0	0- 0	AWAY	0- 0	0- 1	2- 1				
0- 0	0- 0	0- 0	NEUTRAL	0- 0	0- 0	0- 0				

RPI 1-25			RPI 26-50			RPI 51-100			RPI 101+			Team's RPI: 283
RPI	S	Opponent	Score	RPI	S	Opponent	Score	RPI	S	Opponent	Score	
				27	A	Arizona St.	69 74					
				44	A	Oklahoma St.	52 70					
				48	A	Duke	66 85					
LAST 10 Division I												
				170	H	Portland St.	64 69					
				302	A	Weber St.	65 54					
				210	H	Northern Ariz.	59 70					
				197	A	Southern Utah	65 72					
				340	H	Sacramento St.	80 62					
				289	A	Eastern Wash.	67 47					
				119	A	Idaho	56 62					
				287	A	Utah St.	61 69					
				301	H	California Baptist	68 74					
				302	A	Weber St.	65 54					
				321	A	Utah Valley	88 61					
				340	H	Sacramento St.	80 62					
				342	H	Seattle U	73 48					
				27	A	Arizona St.	69 74					

Non-Div I Games: Arizona Christian 93 36 Montana Tech 83 57

Idaho St.

Average RPI Win:	224	WON-LOST	WINNING	LAST 10	STRENGTH OF	OPP. STRENGTH	TEAM	ADJ.	CONF.	ADJ CONF.
Average RPI Loss:	35	RECORD	PCT. RANK	GAMES	SCHEDULE	OF SCHEDULE	RPI	RPI	RPI	RPI
DIV. I ONLY	10- 8	149	4-6	115	60	136	136	2	2	
DIV. I NON-CONF.	9- 2	39	3-0	322	240	160	160	2	2	
TOTALS	RPI 1-25	RPI 26-50	W-L RECORDS	RPI 51-100	RPI 101-150	RPI 150+				
10- 8	0- 3	0- 3	OVERALL	1- 2	2- 0	7- 0				
9- 3	0- 1	0- 1	HOME	1- 1	1- 0	7- 0				
1- 5	0- 2	0- 2	AWAY	0- 1	1- 0	0- 0				
0- 0	0- 0	0- 0	NEUTRAL	0- 0	0- 0	0- 0				
9- 2	0- 0	0- 0	NON-CONFERENCE	0- 2	2- 0	7- 0				
8- 1	0- 0	0- 0	HOME	0- 1	1- 0	7- 0				
1- 1	0- 0	0- 0	AWAY	0- 1	1- 0	0- 0				
0- 0	0- 0	0- 0	NEUTRAL	0- 0	0- 0	0- 0				
1- 6	0- 3	0- 3	CONFERENCE	1- 0	0- 0	0- 0				
1- 2	0- 1	0- 1	HOME	1- 0	0- 0	0- 0				
0- 4	0- 2	0- 2	AWAY	0- 0	0- 0	0- 0				
0- 0	0- 0	0- 0	NEUTRAL	0- 0	0- 0	0- 0				

RPI	S	Opponent	Score	RPI	S	Opponent	Score	RPI	S	Opponent	Score	RPI	S	Opponent	Score	Team's RPI: 136
6	A	Iowa	72 108	29	A	Ohio St.	47 77	55	H	Minnesota	74 71	133	H	Holy Cross	78 75	
12	A	Indiana	42 83	32	A	Purdue	67 81	74	A	North Carolina	60 85	147	A	Missouri	58 51	
17	H	Northwestern	50 77	35	H	Rutgers	51 75	78	H	Illinois St.	58 74	151	H	Austin Peay	76 62	
												164	H	Merrimack	75 72	
												297	H	Presbyterian	71 52	
												304	H	Ark.-Pine Bluff	65 50	
												319	H	Bryant	69 55	
												326	H	Evansville	59 44	
												346	H	Chicago St.	96 66	
LAST 10 Division I																
29	A	Ohio St.	47 77	6	A	Iowa	72 108									
32	A	Purdue	67 81	17	H	Northwestern	50 77									
55	H	Minnesota	74 71	147	A	Missouri	58 51									
35	H	Rutgers	51 75	326	H	Evansville	59 44									
12	A	Indiana	42 83	164	H	Merrimack	75 72									

Non-Div I Games:

Illinois

Average RPI Win:	207	WON-LOST	WINNING	LAST 10	STRENGTH OF	OPP. STRENGTH	TEAM	ADJ.	CONF.	ADJ CONF.
Average RPI Loss:	91	RECORD	PCT. RANK	GAMES	SCHEDULE	OF SCHEDULE	RPI	RPI	RPI	RPI
DIV. I ONLY	10- 5	72	6-4	158	176	78	78	7	7	
DIV. I NON-CONF.	7- 3	80	3-2	157	172	68	68	7	7	
TOTALS	RPI 1-25	RPI 26-50	W-L RECORDS	RPI 51-100	RPI 101-150	RPI 150+				
10- 5	0- 0	0- 1	OVERALL	1- 3	1- 0	8- 1				
7- 0	0- 0	0- 0	HOME	1- 0	0- 0	6- 0				
3- 5	0- 0	0- 1	AWAY	0- 3	1- 0	2- 1				
0- 0	0- 0	0- 0	NEUTRAL	0- 0	0- 0	0- 0				
7- 3	0- 0	0- 1	NON-CONFERENCE	1- 1	1- 0	5- 1				
5- 0	0- 0	0- 0	HOME	1- 0	0- 0	4- 0				
2- 3	0- 0	0- 1	AWAY	0- 1	1- 0	1- 1				
0- 0	0- 0	0- 0	NEUTRAL	0- 0	0- 0	0- 0				
3- 2	0- 0	0- 0	CONFERENCE	0- 2	0- 0	3- 0				
2- 0	0- 0	0- 0	HOME	0- 0	0- 0	2- 0				
1- 2	0- 0	0- 0	AWAY	0- 2	0- 0	1- 0				
0- 0	0- 0	0- 0	NEUTRAL	0- 0	0- 0	0- 0				

RPI 1-25				RPI 26-50				RPI 51-100				Team's RPI: 78	RPI 101+			
RPI	S	Opponent	Score	RPI	S	Opponent	Score	RPI	S	Opponent	Score		RPI	S	Opponent	Score
				39	A	Marquette	41 58						136	A	Illinois	74 58
								68	H	UT Martin	70 47		151	A	Austin Peay	72 77
								72	A	Bradley	61 76		167	H	Jackson St.	77 55
								96	A	Loyola Chicago	64 69		183	A	Valparaiso	72 60
								99	A	Saint Louis	56 61		191	H	Northern Ill.	69 66
													192	A	North Dakota	66 58
													215	H	Western Ill.	78 65
													269	H	Indiana St.	83 69
													324	H	SIUE	74 53
													326	H	Evansville	81 58
LAST 10 Division I																
				96	A	Loyola Chicago	64 69	151	A	Austin Peay	72 77					
				183	A	Valparaiso	72 60	167	H	Jackson St.	77 55					
				72	A	Bradley	61 76	324	H	SIUE	74 53					
				326	H	Evansville	81 58	99	A	Saint Louis	56 61					
				269	H	Indiana St.	83 69	215	H	Western Ill.	78 65					

Non-Div I Games: Truman 87 60

Illinois St.



Average RPI Win:	321	WON-LOST	WINNING	LAST 10	STRENGTH OF	OPP. STRENGTH	TEAM	ADJ.	CONF.	ADJ CONF.
Average RPI Loss:	195	RECORD	PCT. RANK	GAMES	SCHEDULE	OF SCHEDULE	RPI	RPI	RPI	RPI
DIV. I ONLY	3- 8	283	3-7	339	233	332	332	25	25	
DIV. I NON-CONF.	0- 5	338	0-4	325	205	348	348	22	22	
TOTALS	RPI 1-25	RPI 26-50	W-L RECORDS	RPI 51-100	RPI 101-150	RPI 150+				
3- 8	0- 0	0- 0	OVERALL	0- 1	0- 2	3- 5				
2- 3	0- 0	0- 0	HOME	0- 0	0- 1	2- 2				
1- 5	0- 0	0- 0	AWAY	0- 1	0- 1	1- 3				
0- 0	0- 0	0- 0	NEUTRAL	0- 0	0- 0	0- 0				
0- 5	0- 0	0- 0	NON-CONFERENCE	0- 1	0- 0	0- 4				
0- 1	0- 0	0- 0	HOME	0- 0	0- 0	0- 1				
0- 4	0- 0	0- 0	AWAY	0- 1	0- 0	0- 3				
0- 0	0- 0	0- 0	NEUTRAL	0- 0	0- 0	0- 0				
3- 3	0- 0	0- 0	CONFERENCE	0- 0	0- 2	3- 1				
2- 2	0- 0	0- 0	HOME	0- 0	0- 1	2- 1				
1- 1	0- 0	0- 0	AWAY	0- 0	0- 1	1- 0				
0- 0	0- 0	0- 0	NEUTRAL	0- 0	0- 0	0- 0				

RPI S	Opponent	Score	RPI S	Opponent	Score	RPI S	Opponent	Score	RPI S	Opponent	Score	Team's RPI: 332
						76	A Ohio	41 78	121	H New Orleans	55 67	
									141	A SFA	45 67	
									178	A Kansas St.	41 85	
									220	H Central Ark.	37 47	
									257	A Colorado St.	47 75	
									273	H San Diego St.	48 57	
									292	A UTSA	56 63	
									303	H Nicholls St.	53 51	
									317	H McNeese	73 56	
									344	A Northwestern St.	69 67	
LAST 10 Division I												
			141	A SFA	45 67		273	H San Diego St.	48 57			
			317	H McNeese	73 56		220	H Central Ark.	37 47			
			121	H New Orleans	55 67		178	A Kansas St.	41 85			
			344	A Northwestern St.	69 67		257	A Colorado St.	47 75			
			303	H Nicholls St.	53 51		76	A Ohio	41 78			

Non-Div I Games: Schreiner 70 35 Tex. A&M Int'l 55 38 Paul Quinn 79 62 UNKNOWN 74 52 Incarnate Word

## Indiana

Through Games Of Jan. 21, 2020

Average RPI Win:	113	WON-LOST	WINNING	LAST 10	STRENGTH OF	OPP. STRENGTH	TEAM	ADJ.	CONF.	ADJ CONF.
Average RPI Loss:	12	RECORD	PCT. RANK	GAMES	SCHEDULE	OF SCHEDULE	RPI	RPI	RPI	RPI
DIV. I ONLY	14- 5	59	6-4	3	13	12	12	2	2	
DIV. I NON-CONF.	10- 2	30	2-1	13	26	10	10	2	2	
TOTALS	RPI 1-25	RPI 26-50	W-L RECORDS	RPI 51-100	RPI 101-150	RPI 150+				
14- 5	1- 5	2- 0	OVERALL	4- 0	3- 0	4- 0				
8- 2	0- 2	1- 0	HOME	2- 0	1- 0	4- 0				
4- 2	0- 2	1- 0	AWAY	1- 0	2- 0	0- 0				
2- 1	1- 1	0- 0	NEUTRAL	1- 0	0- 0	0- 0				
10- 2	1- 2	0- 0	NON-CONFERENCE	3- 0	2- 0	4- 0				
5- 1	0- 1	0- 0	HOME	1- 0	0- 0	4- 0				
3- 0	0- 0	0- 0	AWAY	1- 0	2- 0	0- 0				
2- 1	1- 1	0- 0	NEUTRAL	1- 0	0- 0	0- 0				
4- 3	0- 3	2- 0	CONFERENCE	1- 0	1- 0	0- 0				
3- 1	0- 1	1- 0	HOME	1- 0	1- 0	0- 0				
1- 2	0- 2	1- 0	AWAY	0- 0	0- 0	0- 0				
0- 0	0- 0	0- 0	NEUTRAL	0- 0	0- 0	0- 0				

RPI	S	Opponent	Score	RPI	S	Opponent	Score	RPI	S	Opponent	Score	RPI	S	Opponent	Score
2	N	South Carolina	71 57	32	H	Purdue	66 48	53	A	Miami (FL)	58 45	113	A	Butler	64 53
6	A	Iowa	85 91	35	A	Rutgers	66 56	73	N	Washington St.	78 44	136	H	Illinois	83 42
8	H	UCLA	58 68					75	H	Michigan St.	79 67	139	A	Florida	73 49
11	N	Baylor	62 77					87	H	North Florida	72 45	161	H	Youngstown St.	93 56
16	A	Maryland	62 76									167	H	Jackson St.	91 51
17	H	Northwestern	69 71									212	H	Mt. St. Mary's	75 52
												303	H	Nicholls St.	111 47
LAST 10 Division I															
16	A	Maryland	62 76	35	A	Rutgers	66 56	75	H	Michigan St.	79 67				
17	H	Northwestern	69 71					8	H	UCLA	58 68				
6	A	Iowa	85 91					161	H	Youngstown St.	93 56				
32	H	Purdue	66 48					113	A	Butler	64 53				
136	H	Illinois	83 42												

Non-Div I Games:

Indiana

■ Loss, 
■ Non-Conf, 
■ S Site, 
■ H Home 
■ A Away 
N Neutral

Average RPI Win:	295	WON-LOST	WINNING	LAST 10	STRENGTH OF	OPP. STRENGTH	TEAM	ADJ.	CONF.	ADJ CONF.
Average RPI Loss:	136	RECORD	PCT. RANK	GAMES	SCHEDULE	OF SCHEDULE	RPI	RPI	RPI	RPI
DIV. I ONLY	2- 16	337	0-10	79	263	269	269	7	7	
DIV. I NON-CONF.	2- 10	313	0-4	202	309	300	300	7	7	
TOTALS	RPI 1-25	RPI 26-50	W-L RECORDS	RPI 51-100	RPI 101-150	RPI 150+				
2- 16	0- 0	0- 2	OVERALL	0- 6	0- 1	2- 7				
0- 6	0- 0	0- 0	HOME	0- 2	0- 0	0- 4				
2- 9	0- 0	0- 2	AWAY	0- 4	0- 1	2- 2				
0- 1	0- 0	0- 0	NEUTRAL	0- 0	0- 0	0- 1				
2- 10	0- 0	0- 0	NON-CONFERENCE	0- 3	0- 1	2- 6				
0- 4	0- 0	0- 0	HOME	0- 1	0- 0	0- 3				
2- 5	0- 0	0- 0	AWAY	0- 2	0- 1	2- 2				
0- 1	0- 0	0- 0	NEUTRAL	0- 0	0- 0	0- 1				
0- 6	0- 0	0- 2	CONFERENCE	0- 3	0- 0	0- 1				
0- 2	0- 0	0- 0	HOME	0- 1	0- 0	0- 1				
0- 4	0- 0	0- 2	AWAY	0- 2	0- 0	0- 0				
0- 0	0- 0	0- 0	NEUTRAL	0- 0	0- 0	0- 0				

RPI S	Opponent	Score	RPI S	Opponent	Score	RPI S	Opponent	Score	RPI S	Opponent	Score	Team's RPI: 269
38	A Drake	65 105	50	A UNI	43 73	51	A Colorado	46 59	117	A Pacific	66 83	
						70	A Kansas	72 84	171	H Southeast Mo. St.	58 68	
						72	A Bradley	75 91	183	H Valparaiso	56 75	
						78	A Illinois St.	69 83	206	A Murray St.	62 70	
						96	H Loyola Chicago	51 58	215	A Western Ill.	72 83	
						99	H Saint Louis	53 55	224	H Northern Ky.	68 70	
									247	H Marshall	60 72	
									249	A Eastern Ill.	59 57	
									256	N CSUN	59 67	
									341	A UIC	61 40	
LAST 10 Division I												
50	A UNI	43 73	78	A Illinois St.	69 83							
38	A Drake	65 105	99	H Saint Louis	53 55							
96	H Loyola Chicago	51 58	171	H Southeast Mo. St.	58 68							
183	H Valparaiso	56 75	224	H Northern Ky.	68 70							
72	A Bradley	75 91	206	A Murray St.	62 70							

Non-Div I Games:

Indiana St.

Average RPI Win:	270	WON-LOST	WINNING	LAST 10	STRENGTH OF	OPP. STRENGTH	TEAM	ADJ.	CONF.	ADJ CONF.
Average RPI Loss:	123	RECORD	PCT. RANK	GAMES	SCHEDULE	OF SCHEDULE	RPI	RPI	RPI	RPI
DIV. I ONLY	4- 11	284	3-7	54	306	207	207	24	24	
DIV. I NON-CONF.	1- 8	322	0-4	9	236	189	189	25	25	
TOTALS	RPI 1-25	RPI 26-50	W-L RECORDS	RPI 51-100	RPI 101-150	RPI 150+				
4- 11	0- 1	0- 0	OVERALL	0- 2	0- 5	4- 3				
1- 6	0- 0	0- 0	HOME	0- 2	0- 2	1- 2				
3- 3	0- 1	0- 0	AWAY	0- 0	0- 2	3- 0				
0- 2	0- 0	0- 0	NEUTRAL	0- 0	0- 1	0- 1				
1- 8	0- 1	0- 0	NON-CONFERENCE	0- 1	0- 5	1- 1				
0- 3	0- 0	0- 0	HOME	0- 1	0- 2	0- 0				
1- 3	0- 1	0- 0	AWAY	0- 0	0- 2	1- 0				
0- 2	0- 0	0- 0	NEUTRAL	0- 0	0- 1	0- 1				
3- 3	0- 0	0- 0	CONFERENCE	0- 1	0- 0	3- 2				
1- 3	0- 0	0- 0	HOME	0- 1	0- 0	1- 2				
2- 0	0- 0	0- 0	AWAY	0- 0	0- 0	2- 0				
0- 0	0- 0	0- 0	NEUTRAL	0- 0	0- 0	0- 0				

RPI 1-25				RPI 26-50				RPI 51-100				RPI 101+ Team's RPI: 207			
RPI	S	Opponent	Score	RPI	S	Opponent	Score	RPI	S	Opponent	Score	RPI	S	Opponent	Score
23	A	Central Mich.	50 70					59	H	Seton Hall	37 89	101	A	Stony Brook	40 59
								85	H	Rider	37 81	103	N	Washington	34 65
												105	H	Duquesne	74 76
												118	H	Massachusetts	51 65
												120	A	Penn	42 74
												176	N	Towson	58 75
												204	A	Quinnipiac	75 71
												216	H	Niagara	57 63
												244	H	Fairfield	40 52
												250	A	Winthrop	68 61
												286	A	Monmouth	36 33
												338	H	Saint Peter's	69 59
LAST 10 Division I															
338	H	Saint Peter's	69 59	204	A	Quinnipiac	75 71								
244	H	Fairfield	40 52	118	H	Massachusetts	51 65								
216	H	Niagara	57 63	59	H	Seton Hall	37 89								
286	A	Monmouth	36 33	23	A	Central Mich.	50 70								
85	H	Rider	37 81	176	N	Towson	58 75								

Non-Div I Games:

Iona

■ Loss, 
 ■ Non-Conf, 
 S Site, 
 ■ Home 
 ■ Away 
 N Neutral

Average RPI Win:	109	WON-LOST	WINNING	LAST 10	STRENGTH OF	OPP. STRENGTH	TEAM	ADJ.	CONF.	ADJ CONF.
Average RPI Loss:	67	RECORD	PCT. RANK	GAMES	SCHEDULE	OF SCHEDULE	RPI	RPI	RPI	RPI
DIV. I ONLY	15- 3	21	9-1	9	57	6	6	2	2	
DIV. I NON-CONF.	9- 2	39	3-0	21	138	14	14	2	2	
TOTALS	RPI 1-25	RPI 26-50	W-L RECORDS	RPI 51-100	RPI 101-150	RPI 150+				
15- 3	4- 0	1- 2	OVERALL	2- 0	3- 1	5- 0				
9- 0	3- 0	1- 0	HOME	0- 0	1- 0	4- 0				
4- 2	1- 0	0- 2	AWAY	2- 0	1- 0	0- 0				
2- 1	0- 0	0- 0	NEUTRAL	0- 0	1- 1	1- 0				
9- 2	1- 0	1- 1	NON-CONFERENCE	1- 0	1- 1	5- 0				
6- 0	1- 0	1- 0	HOME	0- 0	0- 0	4- 0				
1- 1	0- 0	0- 1	AWAY	1- 0	0- 0	0- 0				
2- 1	0- 0	0- 0	NEUTRAL	0- 0	1- 1	1- 0				
6- 1	3- 0	0- 1	CONFERENCE	1- 0	2- 0	0- 0				
3- 0	2- 0	0- 0	HOME	0- 0	1- 0	0- 0				
3- 1	1- 0	0- 1	AWAY	1- 0	1- 0	0- 0				
0- 0	0- 0	0- 0	NEUTRAL	0- 0	0- 0	0- 0				

RPI S	Opponent	Score	RPI S	Opponent	Score	RPI S	Opponent	Score	RPI S	Opponent	Score
12	H Indiana	91 85	38	H Drake	79 67	55	A Minnesota	76 75	103	N Washington	63 70
16	H Maryland	66 61	47	A Nebraska	69 78	65	A Iowa St.	75 69	123	N Cincinnati	69 61
17	A Northwestern	77 51	50	A UNI	66 88				135	A Wisconsin	85 78
21	H Princeton	77 75							136	H Illinois	108 72
									162	H North Ala.	86 81
									175	H Clemson	74 60
									176	N Towson	100 72
									189	H Fla. Atlantic	85 53
									313	H N.C. Central	102 50
LAST 10 Division I											
135	A Wisconsin	85 78	136	H Illinois	108 72						
55	A Minnesota	76 75	47	A Nebraska	69 78						
12	H Indiana	91 85	38	H Drake	79 67						
16	H Maryland	66 61	313	H N.C. Central	102 50						
17	A Northwestern	77 51	65	A Iowa St.	75 69						

Non-Div I Games:

Iowa

Average RPI Win:	164	WON-LOST	WINNING	LAST 10	STRENGTH OF	OPP. STRENGTH	TEAM	ADJ.	CONF.	ADJ CONF.
Average RPI Loss:	32	RECORD	PCT. RANK	GAMES	SCHEDULE	OF SCHEDULE	RPI	RPI	RPI	RPI
DIV. I ONLY	10- 6	104	5-5	46	52	65	65	3	3	
DIV. I NON-CONF.	8- 3	68	3-2	118	89	81	81	4	4	
TOTALS	RPI 1-25	RPI 26-50	W-L RECORDS	RPI 51-100	RPI 101-150	RPI 150+				
10- 6	0- 2	1- 4	OVERALL	2- 0	2- 0	5- 0				
6- 4	0- 2	0- 2	HOME	1- 0	2- 0	3- 0				
4- 2	0- 0	1- 2	AWAY	1- 0	0- 0	2- 0				
0- 0	0- 0	0- 0	NEUTRAL	0- 0	0- 0	0- 0				
8- 3	0- 1	0- 2	NON-CONFERENCE	2- 0	2- 0	4- 0				
6- 2	0- 1	0- 1	HOME	1- 0	2- 0	3- 0				
2- 1	0- 0	0- 1	AWAY	1- 0	0- 0	1- 0				
0- 0	0- 0	0- 0	NEUTRAL	0- 0	0- 0	0- 0				
2- 3	0- 1	1- 2	CONFERENCE	0- 0	0- 0	1- 0				
0- 2	0- 1	0- 1	HOME	0- 0	0- 0	0- 0				
2- 1	0- 0	1- 1	AWAY	0- 0	0- 0	1- 0				
0- 0	0- 0	0- 0	NEUTRAL	0- 0	0- 0	0- 0				

RPI 1-25				RPI 26-50				RPI 51-100 Team's RPI: 65				RPI 101+			
RPI	S	Opponent	Score	RPI	S	Opponent	Score	RPI	S	Opponent	Score	RPI	S	Opponent	Score
6	H	Iowa	69 75	26	A	Oklahoma	72 81	67	A	Alabama	75 66	121	H	New Orleans	71 53
24	H	TCU	74 77	38	A	Drake	81 86	95	H	Texas Southern	79 59	134	H	Wright St.	79 71
				44	A	Oklahoma St.	64 63					162	H	North Ala.	80 72
				49	H	Texas	75 81					181	A	Texas Tech	96 66
				50	H	UNI	63 71					237	H	Southern U.	69 36
												293	A	North Dakota St.	86 58
												304	H	Ark.-Pine Bluff	90 40
LAST 10 Division I															
				44	A	Oklahoma St.	64 63	162	H	North Ala.	80 72				
				24	H	TCU	74 77	50	H	UNI	63 71				
				26	A	Oklahoma	72 81	134	H	Wright St.	79 71				
				49	H	Texas	75 81	6	H	Iowa	69 75				
				181	A	Texas Tech	96 66	67	A	Alabama	75 66				

Non-Div I Games:

Iowa St.

Average RPI Win:	250	WON-LOST	WINNING	LAST 10	STRENGTH OF	OPP. STRENGTH	TEAM	ADJ.	CONF.	ADJ CONF.
Average RPI Loss:	104	RECORD	PCT. RANK	GAMES	SCHEDULE	OF SCHEDULE	RPI	RPI	RPI	RPI
DIV. I ONLY	8- 8	170	7-3	217	168	167	167	31	31	
DIV. I NON-CONF.	2- 8	295	1-3	85	57	209	209	29	29	
TOTALS	RPI 1-25	RPI 26-50	W-L RECORDS	RPI 51-100	RPI 101-150	RPI 150+				
8- 8	0- 2	0- 0	OVERALL	1- 3	1- 1	6- 2				
5- 1	0- 1	0- 0	HOME	1- 0	1- 0	3- 0				
3- 7	0- 1	0- 0	AWAY	0- 3	0- 1	3- 2				
0- 0	0- 0	0- 0	NEUTRAL	0- 0	0- 0	0- 0				
2- 8	0- 2	0- 0	NON-CONFERENCE	0- 3	1- 1	1- 2				
1- 1	0- 1	0- 0	HOME	0- 0	1- 0	0- 0				
1- 7	0- 1	0- 0	AWAY	0- 3	0- 1	1- 2				
0- 0	0- 0	0- 0	NEUTRAL	0- 0	0- 0	0- 0				
6- 0	0- 0	0- 0	CONFERENCE	1- 0	0- 0	5- 0				
4- 0	0- 0	0- 0	HOME	1- 0	0- 0	3- 0				
2- 0	0- 0	0- 0	AWAY	0- 0	0- 0	2- 0				
0- 0	0- 0	0- 0	NEUTRAL	0- 0	0- 0	0- 0				

RPI 1-25				RPI 26-50				RPI 51-100				RPI 101+ Team's RPI: 167			
RPI	S	Opponent	Score	RPI	S	Opponent	Score	RPI	S	Opponent	Score	RPI	S	Opponent	Score
12	A	Indiana	51 91					53	A	Miami (FL)	68 83	124	H	Louisiana	65 54
14	H	Mississippi St.	53 92					72	A	Bradley	69 78	126	A	Tulane	46 82
								78	A	Illinois St.	55 77	220	A	Central Ark.	54 57
								95	H	Texas Southern	81 79	237	A	Southern U.	72 51
												254	A	Southeastern La.	59 63
												275	H	Alabama A&M	67 53
												299	H	Prairie View	53 49
												311	A	Alcorn	83 67
												314	H	Alabama St.	94 62
												344	A	Northwestern St.	66 49
LAST 10 Division I															
299	H	Prairie View	53 49	314	H	Alabama St.	94 62								
95	H	Texas Southern	81 79	124	H	Louisiana	65 54								
237	A	Southern U.	72 51	78	A	Illinois St.	55 77								
311	A	Alcorn	83 67	72	A	Bradley	69 78								
275	H	Alabama A&M	67 53	254	A	Southeastern La.	59 63								

Non-Div I Games:

Jackson St.

■ Loss, 
■ Non-Conf, 
■ S Site, 
■ H Home 
■ A Away 
N Neutral

# Jacksonville

Through Games Of Jan. 21, 2020

Average RPI Win:	310	WON-LOST	WINNING	LAST 10	STRENGTH OF	OPP. STRENGTH	TEAM	ADJ.	CONF.	ADJ CONF.
Average RPI Loss:	111	RECORD	PCT. RANK	GAMES	SCHEDULE	OF SCHEDULE	RPI	RPI	RPI	RPI
DIV. I ONLY	8- 8	170	6-4	295	249	236	236	16	16	
DIV. I NON-CONF.	6- 5	151	4-1	299	300	228	228	16	16	
TOTALS	RPI 1-25	RPI 26-50	W-L RECORDS	RPI 51-100	RPI 101-150	RPI 150+				
8- 8	0- 1	0- 0	OVERALL	0- 2	0- 2	8- 3				
5- 3	0- 0	0- 0	HOME	0- 1	0- 0	5- 2				
3- 5	0- 1	0- 0	AWAY	0- 1	0- 2	3- 1				
0- 0	0- 0	0- 0	NEUTRAL	0- 0	0- 0	0- 0				
6- 5	0- 1	0- 0	NON-CONFERENCE	0- 1	0- 1	6- 2				
3- 2	0- 0	0- 0	HOME	0- 0	0- 0	3- 2				
3- 3	0- 1	0- 0	AWAY	0- 1	0- 1	3- 0				
0- 0	0- 0	0- 0	NEUTRAL	0- 0	0- 0	0- 0				
2- 3	0- 0	0- 0	CONFERENCE	0- 1	0- 1	2- 1				
2- 1	0- 0	0- 0	HOME	0- 1	0- 0	2- 0				
0- 2	0- 0	0- 0	AWAY	0- 0	0- 1	0- 1				
0- 0	0- 0	0- 0	NEUTRAL	0- 0	0- 0	0- 0				

RPI 1-25				RPI 26-50				RPI 51-100				RPI 101+ Team's RPI: 236			
RPI	S	Opponent	Score	RPI	S	Opponent	Score	RPI	S	Opponent	Score	RPI	S	Opponent	Score
19	A	Florida St.	41 75					51	A	Colorado	44 66	102	A	South Fla.	39 70
								87	H	North Florida	64 70	108	A	Liberty	76 85
												162	A	North Ala.	65 76
												173	H	Norfolk St.	64 71
												182	H	Bethune-Cookman	52 53
												229	H	Stetson	57 52
												303	H	Nicholls St.	72 55
												306	A	Jacksonville St.	55 40
												307	H	FIU	77 52
												323	A	Mercer	87 83
												328	H	NJIT	88 67
												334	H	USC Upstate	87 43
												350	A	Florida A&M	88 54
LAST 10 Division I															
				87	H	North Florida	64 70	323	A	Mercer	87 83				
				229	H	Stetson	57 52	306	A	Jacksonville St.	55 40				
				328	H	NJIT	88 67	350	A	Florida A&M	88 54				
				108	A	Liberty	76 85	307	H	FIU	77 52				
				162	A	North Ala.	65 76	182	H	Bethune-Cookman	52 53				

Non-Div I Games: Thomas (GA) 94 36 Johnson (FL) 114 35

Jacksonville

Loss, Non-Conf, S Site, H Home A Away N Neutral



## Jacksonville St.

Through Games Of Jan. 21, 2020

Average RPI Win:	278	WON-LOST	WINNING	LAST 10	STRENGTH OF	OPP. STRENGTH	TEAM	ADJ.	CONF.	ADJ CONF.
Average RPI Loss:	199	RECORD	PCT. RANK	GAMES	SCHEDULE	OF SCHEDULE	RPI	RPI	RPI	RPI
DIV. I ONLY	5- 10	260	3-7	320	309	306	306	18	18	
DIV. I NON-CONF.	2- 7	288	0-4	316	283	338	338	21	21	
TOTALS	RPI 1-25	RPI 26-50	W-L RECORDS	RPI 51-100	RPI 101-150	RPI 150+				
5- 10	0- 0	0- 0	OVERALL	0- 2	0- 1	5- 7				
3- 2	0- 0	0- 0	HOME	0- 0	0- 0	3- 2				
2- 6	0- 0	0- 0	AWAY	0- 2	0- 1	2- 3				
0- 2	0- 0	0- 0	NEUTRAL	0- 0	0- 0	0- 2				
2- 7	0- 0	0- 0	NON-CONFERENCE	0- 2	0- 1	2- 4				
2- 1	0- 0	0- 0	HOME	0- 0	0- 0	2- 1				
0- 4	0- 0	0- 0	AWAY	0- 2	0- 1	0- 1				
0- 2	0- 0	0- 0	NEUTRAL	0- 0	0- 0	0- 2				
3- 3	0- 0	0- 0	CONFERENCE	0- 0	0- 0	3- 3				
1- 1	0- 0	0- 0	HOME	0- 0	0- 0	1- 1				
2- 2	0- 0	0- 0	AWAY	0- 0	0- 0	2- 2				
0- 0	0- 0	0- 0	NEUTRAL	0- 0	0- 0	0- 0				

RPI 1-25				RPI 26-50				RPI 51-100				RPI 101+				Team's RPI: 306	
RPI	S	Opponent	Score	RPI	S	Opponent	Score	RPI	S	Opponent	Score	RPI	S	Opponent	Score		
								63	A	Vanderbilt	66	88	149	A	Auburn	53	62
								71	A	Troy	64	94	151	H	Austin Peay	57	63
													206	H	Murray St.	68	51
													224	N	Northern Ky.	63	66
													236	H	Jacksonville	40	55
													249	A	Eastern Ill.	52	55
													251	H	Lipscomb	65	63
													260	A	Eastern Ky.	43	33
													264	N	Oakland	55	61
													266	A	Morehead St.	48	67
													314	A	Alabama St.	63	68
													324	A	SIUE	53	44
													350	H	Florida A&M	72	67
LAST 10 Division I																	
				324	A	SIUE	53	44					266	A	Morehead St.	48	67
				249	A	Eastern Ill.	52	55					149	A	Auburn	53	62
				151	H	Austin Peay	57	63					236	H	Jacksonville	40	55
				206	H	Murray St.	68	51					264	N	Oakland	55	61
				260	A	Eastern Ky.	43	33					224	N	Northern Ky.	63	66

Non-Div I Games: Clark Atlanta 75 46 Fort Valley St. 87 65

Jacksonville St.

Loss, Non-Conf, S Site, H Home A Away N Neutral

Average RPI Win:	162	WON-LOST	WINNING	LAST 10	STRENGTH OF	OPP. STRENGTH	TEAM	ADJ.	CONF.	ADJ CONF.
Average RPI Loss:	76	RECORD	PCT. RANK	GAMES	SCHEDULE	OF SCHEDULE	RPI	RPI	RPI	RPI
DIV. I ONLY	13- 3	31	8-2	126	70	40	40	14	14	
DIV. I NON-CONF.	9- 2	39	4-1	122	11	39	39	13	13	
TOTALS	RPI 1-25	RPI 26-50	W-L RECORDS	RPI 51-100	RPI 101-150	RPI 150+				
13- 3	0- 1	1- 1	OVERALL	2- 0	4- 0	6- 1				
7- 1	0- 1	1- 0	HOME	0- 0	3- 0	3- 0				
5- 2	0- 0	0- 1	AWAY	1- 0	1- 0	3- 1				
1- 0	0- 0	0- 0	NEUTRAL	1- 0	0- 0	0- 0				
9- 2	0- 1	1- 1	NON-CONFERENCE	2- 0	3- 0	3- 0				
5- 1	0- 1	1- 0	HOME	0- 0	2- 0	2- 0				
3- 1	0- 0	0- 1	AWAY	1- 0	1- 0	1- 0				
1- 0	0- 0	0- 0	NEUTRAL	1- 0	0- 0	0- 0				
4- 1	0- 0	0- 0	CONFERENCE	0- 0	1- 0	3- 1				
2- 0	0- 0	0- 0	HOME	0- 0	1- 0	1- 0				
2- 1	0- 0	0- 0	AWAY	0- 0	0- 0	2- 1				
0- 0	0- 0	0- 0	NEUTRAL	0- 0	0- 0	0- 0				

RPI 1-25				RPI 26-50				Team's RPI: 40				RPI 51-100				RPI 101+			
RPI	S	Opponent	Score	RPI	S	Opponent	Score	RPI	S	Opponent	Score	RPI	S	Opponent	Score	RPI	S	Opponent	Score
16	H	Maryland	68 70	37	A	Virginia	49 55	61	N	UCF	46 43	107	H	Elon	61 48				
				46	H	St. John's (NY)	76 73	89	A	Villanova	56 52	108	H	Liberty	76 53				
												131	H	Robert Morris	59 32				
												140	A	George Washington	69 50				
												159	H	William & Mary	84 70				
												176	A	Towson	75 76				
												233	A	Georgetown	66 59				
												239	A	UNCW	66 58				
												241	A	Col. of Charleston	87 53				
												261	H	Delaware St.	83 64				
												290	H	Longwood	93 53				
LAST 10 Division I																			
241	A	Col. of Charleston	87 53	131	H	Robert Morris	59 32												
239	A	UNCW	66 58	140	A	George Washington	69 50												
176	A	Towson	75 76	261	H	Delaware St.	83 64												
107	H	Elon	61 48	61	N	UCF	46 43												
159	H	William & Mary	84 70	37	A	Virginia	49 55												

Non-Div I Games:

James Madison

■ Loss, 
■ Non-Conf, S Site, 
■ Home 
■ Away 
N Neutral

Kansas

Through Games Of Jan. 21, 2020

Average RPI Win:	217	WON-LOST	WINNING	LAST 10	STRENGTH OF	OPP. STRENGTH	TEAM	ADJ.	CONF.	ADJ CONF.
Average RPI Loss:	27	RECORD	PCT. RANK	GAMES	SCHEDULE	OF SCHEDULE	RPI	RPI	RPI	RPI
DIV. I ONLY	12- 4	50	6-4	109	134	70	70	3	3	
DIV. I NON-CONF.	11- 0	1	5-0	301	225	61	61	4	4	
TOTALS	RPI 1-25	RPI 26-50	W-L RECORDS	RPI 51-100	RPI 101-150	RPI 150+				
12- 4	0- 2	0- 2	OVERALL	1- 0	2- 0	9- 0				
9- 2	0- 1	0- 1	HOME	0- 0	1- 0	8- 0				
2- 2	0- 1	0- 1	AWAY	1- 0	0- 0	1- 0				
1- 0	0- 0	0- 0	NEUTRAL	0- 0	1- 0	0- 0				
11- 0	0- 0	0- 0	NON-CONFERENCE	1- 0	2- 0	8- 0				
8- 0	0- 0	0- 0	HOME	0- 0	1- 0	7- 0				
2- 0	0- 0	0- 0	AWAY	1- 0	0- 0	1- 0				
1- 0	0- 0	0- 0	NEUTRAL	0- 0	1- 0	0- 0				
1- 4	0- 2	0- 2	CONFERENCE	0- 0	0- 0	1- 0				
1- 2	0- 1	0- 1	HOME	0- 0	0- 0	1- 0				
0- 2	0- 1	0- 1	AWAY	0- 0	0- 0	0- 0				
0- 0	0- 0	0- 0	NEUTRAL	0- 0	0- 0	0- 0				

RPI 1-25				RPI 26-50				RPI 51-100				RPI 101+			
RPI	S	Opponent	Score	RPI	S	Opponent	Score	RPI	S	Opponent	Score	RPI	S	Opponent	Score
11	H	Baylor	47 90	28	H	West Virginia	49 68	99	A	Saint Louis	68 60	134	N	Wright St.	74 63
24	A	TCU	59 73	44	A	Oklahoma St.	49 67					139	H	Florida	76 66
												169	H	Saint Mary's (CA)	86 81
												181	H	Texas Tech	67 50
												189	A	Fla. Atlantic	90 60
												223	H	UMass Lowell	79 44
												269	H	Indiana St.	84 72
												276	H	Omaha	63 48
												291	H	Texas St.	68 48
												296	H	Wofford	83 64
												341	H	UIC	91 50
LAST 10 Division I															
181	H	Texas Tech	67 50	296	H	Wofford	83 64								
11	H	Baylor	47 90	99	A	Saint Louis	68 60								
24	A	TCU	59 73	169	H	Saint Mary's (CA)	86 81								
28	H	West Virginia	49 68	139	H	Florida	76 66								
44	A	Oklahoma St.	49 67	189	A	Fla. Atlantic	90 60								

Non-Div I Games:

Kansas

Loss, Non-Conf, S Site, H Home A Away N Neutral

Average RPI Win:	275	WON-LOST	WINNING	LAST 10	STRENGTH OF	OPP. STRENGTH	TEAM	ADJ.	CONF.	ADJ CONF.
Average RPI Loss:	65	RECORD	PCT. RANK	GAMES	SCHEDULE	OF SCHEDULE	RPI	RPI	RPI	RPI
DIV. I ONLY	7- 8	200	4-6	94	153	178	178	3	3	
DIV. I NON-CONF.	6- 5	151	3-3	210	234	195	195	4	4	
TOTALS	RPI 1-25	RPI 26-50	W-L RECORDS	RPI 51-100	RPI 101-150	RPI 150+				
7- 8	0- 1	0- 4	OVERALL	0- 1	0- 1	7- 1				
5- 4	0- 0	0- 3	HOME	0- 0	0- 1	5- 0				
2- 2	0- 1	0- 1	AWAY	0- 0	0- 0	2- 0				
0- 2	0- 0	0- 0	NEUTRAL	0- 1	0- 0	0- 1				
6- 5	0- 1	0- 1	NON-CONFERENCE	0- 1	0- 1	6- 1				
5- 1	0- 0	0- 0	HOME	0- 0	0- 1	5- 0				
1- 2	0- 1	0- 1	AWAY	0- 0	0- 0	1- 0				
0- 2	0- 0	0- 0	NEUTRAL	0- 1	0- 0	0- 1				
1- 3	0- 0	0- 3	CONFERENCE	0- 0	0- 0	1- 0				
0- 3	0- 0	0- 3	HOME	0- 0	0- 0	0- 0				
1- 0	0- 0	0- 0	AWAY	0- 0	0- 0	1- 0				
0- 0	0- 0	0- 0	NEUTRAL	0- 0	0- 0	0- 0				

RPI 1-25				RPI 26-50				RPI 51-100				RPI 101+ Team's RPI: 178			
RPI	S	Opponent	Score	RPI	S	Opponent	Score	RPI	S	Opponent	Score	RPI	S	Opponent	Score
7	A	Oregon	51 89	28	H	West Virginia	63 74	75	N	Michigan St.	60 65	116	H	UT Arlington	53 57
				34	A	Arkansas	72 81					165	N	Memphis	68 72
				44	H	Oklahoma St.	63 70					181	A	Texas Tech	76 72
				49	H	Texas	63 71					225	A	UMKC	74 67
												243	H	Oral Roberts	109 69
												276	H	Omaha	73 48
												325	H	UTRGV	79 66
												332	H	Incarnate Word	85 41
												341	H	UIC	84 40
LAST 10 Division I															
				49	H	Texas	63 71	7	A	Oregon	51 89				
				44	H	Oklahoma St.	63 70	225	A	UMKC	74 67				
				181	A	Texas Tech	76 72	34	A	Arkansas	72 81				
				28	H	West Virginia	63 74	332	H	Incarnate Word	85 41				
				325	H	UTRGV	79 66	75	N	Michigan St.	60 65				

Non-Div I Games:

Kansas St.

■ Loss, 
■ Non-Conf, 
■ S Site, 
■ H Home 
■ A Away 
N Neutral

Average RPI Win:	273	WON-LOST	WINNING	LAST 10	STRENGTH OF	OPP. STRENGTH	TEAM	ADJ.	CONF.	ADJ CONF.
Average RPI Loss:	125	RECORD	PCT. RANK	GAMES	SCHEDULE	OF SCHEDULE	RPI	RPI	RPI	RPI
DIV. I ONLY	7- 8	200	3-7	310	131	227	227	16	16	
DIV. I NON-CONF.	5- 5	164	1-4	297	179	208	208	16	16	
TOTALS	RPI 1-25	RPI 26-50	W-L RECORDS	RPI 51-100	RPI 101-150	RPI 150+				
7- 8	0- 0	0- 2	OVERALL	0- 2	0- 2	7- 2				
2- 3	0- 0	0- 1	HOME	0- 1	0- 0	2- 1				
4- 5	0- 0	0- 1	AWAY	0- 1	0- 2	4- 1				
1- 0	0- 0	0- 0	NEUTRAL	0- 0	0- 0	1- 0				
5- 5	0- 0	0- 1	NON-CONFERENCE	0- 1	0- 2	5- 1				
2- 1	0- 0	0- 1	HOME	0- 0	0- 0	2- 0				
2- 4	0- 0	0- 0	AWAY	0- 1	0- 2	2- 1				
1- 0	0- 0	0- 0	NEUTRAL	0- 0	0- 0	1- 0				
2- 3	0- 0	0- 1	CONFERENCE	0- 1	0- 0	2- 1				
0- 2	0- 0	0- 0	HOME	0- 1	0- 0	0- 1				
2- 1	0- 0	0- 1	AWAY	0- 0	0- 0	2- 0				
0- 0	0- 0	0- 0	NEUTRAL	0- 0	0- 0	0- 0				

RPI S	Opponent	Score	RPI S	Opponent	Score	RPI S	Opponent	Score	RPI S	Opponent	Score	Team's RPI: 227
31	A FGCU	63 80	41	H Georgia Tech	47 63	86	A Georgia	65 80	105	A Duquesne	72 75	
						87	H North Florida	55 64	143	A Campbell	51 63	
									163	H Samford	60 55	
									229	H Stetson	61 67	
									239	A UNCW	58 56	
									251	A Lipscomb	74 66	
									274	A Navy	62 82	
									294	A Ga. Southern	95 69	
									316	N UMBC	59 44	
									323	H Mercer	92 64	
									328	A NJIT	77 64	
LAST 10 Division I												
31	A FGCU	63 80	105	A Duquesne	72 75							
328	A NJIT	77 64	41	H Georgia Tech	47 63							
251	A Lipscomb	74 66	316	N UMBC	59 44							
87	H North Florida	55 64	274	A Navy	62 82							
229	H Stetson	61 67	143	A Campbell	51 63							

Non-Div I Games: Middle Ga. St. 88 49

Kennesaw St.

Loss, Non-Conf, S Site, H Home A Away N Neutral

Average RPI Win:	201	WON-LOST	WINNING	LAST 10	STRENGTH OF	OPP. STRENGTH	TEAM	ADJ.	CONF.	ADJ CONF.
Average RPI Loss:	73	RECORD	PCT. RANK	GAMES	SCHEDULE	OF SCHEDULE	RPI	RPI	RPI	RPI
DIV. I ONLY	9- 6	120	6-4	137	101	104	104	10	10	
DIV. I NON-CONF.	6- 4	122	3-2	127	93	102	102	10	10	
TOTALS	RPI 1-25	RPI 26-50	W-L RECORDS	RPI 51-100	RPI 101-150	RPI 150+				
9- 6	0- 0	0- 2	OVERALL	0- 3	3- 0	6- 1				
3- 2	0- 0	0- 1	HOME	0- 0	2- 0	1- 1				
4- 2	0- 0	0- 1	AWAY	0- 1	1- 0	3- 0				
2- 2	0- 0	0- 0	NEUTRAL	0- 2	0- 0	2- 0				
6- 4	0- 0	0- 2	NON-CONFERENCE	0- 2	2- 0	4- 0				
2- 1	0- 0	0- 1	HOME	0- 0	1- 0	1- 0				
2- 1	0- 0	0- 1	AWAY	0- 0	1- 0	1- 0				
2- 2	0- 0	0- 0	NEUTRAL	0- 2	0- 0	2- 0				
3- 2	0- 0	0- 0	CONFERENCE	0- 1	1- 0	2- 1				
1- 1	0- 0	0- 0	HOME	0- 0	1- 0	0- 1				
2- 1	0- 0	0- 0	AWAY	0- 1	0- 0	2- 0				
0- 0	0- 0	0- 0	NEUTRAL	0- 0	0- 0	0- 0				

RPI S	Opponent	Score	RPI S	Opponent	Score	RPI S	Opponent	Score	RPI S	Opponent	Score	Team's RPI: 104
29	H Ohio St.	65 75	52	N Michigan	53 88	105	A Duquesne	77 75				
32	A Purdue	64 77	71	N Troy	64 71	129	H Western Mich.	75 63				
			81	A Ball St.	62 66	131	H Robert Morris	82 81				
						161	A Youngstown St.	82 73				
						174	H Eastern Mich.	69 74				
						188	A Miami (OH)	78 75				
						191	A Northern Ill.	79 71				
						281	H St. Bonaventure	81 58				
						294	N Ga. Southern	62 48				
						329	N Purdue Fort Wayne	75 67				
LAST 10 Division I												
188	A Miami (OH)	78 75	71	N Troy	64 71							
191	A Northern Ill.	79 71	294	N Ga. Southern	62 48							
129	H Western Mich.	75 63	32	A Purdue	64 77							
174	H Eastern Mich.	69 74	281	H St. Bonaventure	81 58							
81	A Ball St.	62 66	131	H Robert Morris	82 81							

Non-Div I Games: Hiram 92 36

Kent St.

Average RPI Win:	143	WON-LOST	WINNING	LAST 10	STRENGTH OF	OPP. STRENGTH	TEAM	ADJ.	CONF.	ADJ CONF.
Average RPI Loss:	9	RECORD	PCT. RANK	GAMES	SCHEDULE	OF SCHEDULE	RPI	RPI	RPI	RPI
DIV. I ONLY	15- 3	21	7-3	35	31	20	20	4	4	
DIV. I NON-CONF.	11- 1	13	3-1	179	30	41	41	5	5	
TOTALS	RPI 1-25	RPI 26-50	W-L RECORDS	RPI 51-100	RPI 101-150	RPI 150+				
15- 3	1- 3	1- 0	OVERALL	5- 0	1- 0	7- 0				
10- 1	1- 1	0- 0	HOME	2- 0	0- 0	7- 0				
5- 2	0- 2	1- 0	AWAY	3- 0	1- 0	0- 0				
0- 0	0- 0	0- 0	NEUTRAL	0- 0	0- 0	0- 0				
11- 1	0- 1	1- 0	NON-CONFERENCE	3- 0	0- 0	7- 0				
8- 1	0- 1	0- 0	HOME	1- 0	0- 0	7- 0				
3- 0	0- 0	1- 0	AWAY	2- 0	0- 0	0- 0				
0- 0	0- 0	0- 0	NEUTRAL	0- 0	0- 0	0- 0				
4- 2	1- 2	0- 0	CONFERENCE	2- 0	1- 0	0- 0				
2- 0	1- 0	0- 0	HOME	1- 0	0- 0	0- 0				
2- 2	0- 2	0- 0	AWAY	1- 0	1- 0	0- 0				
0- 0	0- 0	0- 0	NEUTRAL	0- 0	0- 0	0- 0				

RPI	S	Opponent	Score	RPI	S	Opponent	Score	RPI	S	Opponent	Score	RPI	S	Opponent	Score
1	H	Louisville	66 67	37	A	Virginia	50 47	54	A	Middle Tenn.	67 52	139	A	Florida	65 45
2	A	South Carolina	72 99					62	H	Charlotte	86 39	151	H	Austin Peay	81 52
18	H	Texas A&M	76 54					64	H	Tennessee	80 76	163	H	Samford	79 49
25	A	LSU	59 65					67	A	Alabama	81 71	212	H	Mt. St. Mary's	67 44
								98	A	California	63 61	229	H	Stetson	67 48
												250	H	Winthrop	91 36
												266	H	Morehead St.	79 54
												337	H	Grambling	81 35
LAST 10 Division I															
25	A	LSU	59 65	2	A	South Carolina	72 99								
18	H	Texas A&M	76 54	98	A	California	63 61								
139	A	Florida	65 45	1	H	Louisville	66 67								
67	A	Alabama	81 71	250	H	Winthrop	91 36								
64	H	Tennessee	80 76	163	H	Samford	79 49								

Non-Div I Games:

Kentucky

■ Loss, 
 ■ Non-Conf, S Site, 
 ■ Home 
 ■ Away 
 N Neutral

Average RPI Win:	332	WON-LOST	WINNING	LAST 10	STRENGTH OF	OPP. STRENGTH	TEAM	ADJ.	CONF.	ADJ CONF.
Average RPI Loss:	244	RECORD	PCT. RANK	GAMES	SCHEDULE	OF SCHEDULE	RPI	RPI	RPI	RPI
DIV. I ONLY	3- 14	317	2-8	327	350	348	348	29	29	
DIV. I NON-CONF.	1- 10	329	0-4	262	348	343	343	30	30	
TOTALS	RPI 1-25	RPI 26-50	W-L RECORDS	RPI 51-100	RPI 101-150	RPI 150+				
3- 14	0- 0	0- 0	OVERALL	0- 0	0- 2	3- 12				
3- 6	0- 0	0- 0	HOME	0- 0	0- 1	3- 5				
0- 8	0- 0	0- 0	AWAY	0- 0	0- 1	0- 7				
0- 0	0- 0	0- 0	NEUTRAL	0- 0	0- 0	0- 0				
1- 10	0- 0	0- 0	NON-CONFERENCE	0- 0	0- 2	1- 8				
1- 6	0- 0	0- 0	HOME	0- 0	0- 1	1- 5				
0- 4	0- 0	0- 0	AWAY	0- 0	0- 1	0- 3				
0- 0	0- 0	0- 0	NEUTRAL	0- 0	0- 0	0- 0				
2- 4	0- 0	0- 0	CONFERENCE	0- 0	0- 0	2- 4				
2- 0	0- 0	0- 0	HOME	0- 0	0- 0	2- 0				
0- 4	0- 0	0- 0	AWAY	0- 0	0- 0	0- 4				
0- 0	0- 0	0- 0	NEUTRAL	0- 0	0- 0	0- 0				

RPI 1-25			RPI 26-50			RPI 51-100			RPI 101+			Team's RPI: 348
RPI	S	Opponent	Score	RPI	S	Opponent	Score	RPI	S	Opponent	Score	
								101	H	Stony Brook	49	80
								145	A	Rhode Island	56	79
								187	H	Cleveland St.	49	79
								212	A	Mt. St. Mary's	57	75
								223	A	UMass Lowell	56	65
								238	A	Lafayette	60	65
								244	H	Fairfield	51	53
								255	H	Vermont	62	73
								263	A	Army West Point	60	67
								270	A	Wagner	61	63
								305	A	St. Francis Brooklyn	63	88
								313	H	N.C. Central	59	61
								315	H	Hofstra	85	46
								319	A	Bryant	53	57
								336	H	Fairleigh Dickinson	68	63
								338	H	Saint Peter's	74	89
								345	H	Central Conn. St.	63	61
LAST 10 Division I												
								270	A	Wagner	61	63
								212	A	Mt. St. Mary's	57	75
								319	A	Bryant	53	57
								313	H	N.C. Central	59	61
								255	H	Vermont	62	73
								223	A	UMass Lowell	56	65
								263	A	Army West Point	60	67
								345	H	Central Conn. St.	63	61

Non-Div I Games:

LIU Brooklyn

■ Loss, 
 ■ Non-Conf, 
 ■ S Site, 
 ■ H Home 
 ■ A Away 
 N Neutral



Average RPI Win: <b>219</b>	WON-LOST	WINNING	LAST 10	STRENGTH OF	OPP. STRENGTH	TEAM	ADJ.	CONF.	ADJ CONF.
Average RPI Loss: <b>149</b>	RECORD	PCT. RANK	GAMES	SCHEDULE	OF SCHEDULE	RPI	RPI	RPI	RPI
DIV. I ONLY	6- 13	265	4-6	206	137	258	258	11	11
DIV. I NON-CONF.	3- 9	279	1-2	211	181	280	280	11	11
TOTALS	RPI 1-25	RPI 26-50	W-L RECORDS	RPI 51-100	RPI 101-150	RPI 150+			
6- 13	0- 1	0- 1	OVERALL	0- 2	0- 2	6- 7			
3- 6	0- 0	0- 1	HOME	0- 1	0- 0	3- 4			
3- 5	0- 1	0- 0	AWAY	0- 0	0- 1	3- 3			
0- 2	0- 0	0- 0	NEUTRAL	0- 1	0- 1	0- 0			
3- 9	0- 1	0- 1	NON-CONFERENCE	0- 1	0- 1	3- 5			
1- 4	0- 0	0- 1	HOME	0- 0	0- 0	1- 3			
2- 3	0- 1	0- 0	AWAY	0- 0	0- 0	2- 2			
0- 2	0- 0	0- 0	NEUTRAL	0- 1	0- 1	0- 0			
3- 4	0- 0	0- 0	CONFERENCE	0- 1	0- 1	3- 2			
2- 2	0- 0	0- 0	HOME	0- 1	0- 0	2- 1			
1- 2	0- 0	0- 0	AWAY	0- 0	0- 1	1- 1			
0- 0	0- 0	0- 0	NEUTRAL	0- 0	0- 0	0- 0			

RPI 1-25				RPI 26-50				RPI 51-100				RPI 101+ Team's RPI: 258			
RPI	S	Opponent	Score	RPI	S	Opponent	Score	RPI	S	Opponent	Score	RPI	S	Opponent	Score
8	A	UCLA	52 74	45	H	Yale	65 81	69	H	BYU	44 59	110	N	Providence	45 48
								81	N	Ball St.	72 77	117	A	Pacific	67 76
												156	H	San Diego	59 67
												168	H	Santa Clara	75 59
												169	A	Saint Mary's (CA)	70 86
												180	A	New Mexico	73 72
												186	H	Hawaii	65 51
												208	A	Tulsa	56 75
												222	H	Cal St. Fullerton	74 79
												231	H	San Francisco	76 69
												233	H	Georgetown	53 64
												256	H	CSUN	54 56
												262	A	Pepperdine	84 77
												265	A	UC Irvine	65 80
												284	A	Long Beach St.	70 57
LAST 10 Division I															
262	A	Pepperdine	84 77	156	H	San Diego	59 67								
168	H	Santa Clara	75 59	69	H	BYU	44 59								
231	H	San Francisco	76 69	110	N	Providence	45 48								
169	A	Saint Mary's (CA)	70 86	180	A	New Mexico	73 72								
117	A	Pacific	67 76	81	N	Ball St.	72 77								

Non-Div I Games: Cal St. San B'dino 94 46

LMU (CA)

■ Loss, 
 ■ Non-Conf, S Site, 
 ■ Home 
 ■ Away 
 N Neutral

Average RPI Win:	146	WON-LOST	WINNING	LAST 10	STRENGTH OF	OPP. STRENGTH	TEAM	ADJ.	CONF.	ADJ CONF.
Average RPI Loss:	52	RECORD	PCT. RANK	GAMES	SCHEDULE	OF SCHEDULE	RPI	RPI	RPI	RPI
DIV. I ONLY	14- 4	39	7-3	55	16	25	25	4	4	
DIV. I NON-CONF.	10- 2	30	3-1	101	47	30	30	5	5	
TOTALS	RPI 1-25	RPI 26-50	W-L RECORDS	RPI 51-100	RPI 101-150	RPI 150+				
14- 4	2- 2	2- 1	OVERALL	2- 0	2- 1	6- 0				
8- 1	1- 1	1- 0	HOME	1- 0	1- 0	4- 0				
4- 3	1- 1	1- 1	AWAY	0- 0	1- 1	1- 0				
2- 0	0- 0	0- 0	NEUTRAL	1- 0	0- 0	1- 0				
10- 2	0- 1	2- 1	NON-CONFERENCE	1- 0	2- 0	5- 0				
5- 1	0- 1	1- 0	HOME	0- 0	1- 0	3- 0				
3- 1	0- 0	1- 1	AWAY	0- 0	1- 0	1- 0				
2- 0	0- 0	0- 0	NEUTRAL	1- 0	0- 0	1- 0				
4- 2	2- 1	0- 0	CONFERENCE	1- 0	0- 1	1- 0				
3- 0	1- 0	0- 0	HOME	1- 0	0- 0	1- 0				
1- 2	1- 1	0- 0	AWAY	0- 0	0- 1	0- 0				
0- 0	0- 0	0- 0	NEUTRAL	0- 0	0- 0	0- 0				

RPI 1-25				RPI 26-50				RPI 51-100				RPI 101+			
RPI	S	Opponent	Score	RPI	S	Opponent	Score	RPI	S	Opponent	Score	RPI	S	Opponent	Score
14	A	Mississippi St.	60 64	26	A	Oklahoma	68 90	67	H	Alabama	71 60	121	H	New Orleans	83 49
18	A	Texas A&M	57 54	31	A	FGCU	74 63	75	N	Michigan St.	58 56	126	A	Tulane	59 54
19	H	Florida St.	62 70	35	H	Rutgers	64 58					147	A	Missouri	65 69
20	H	Kentucky	65 59									165	N	Memphis	89 58
												201	A	Little Rock	65 50
												254	H	Southeastern La.	62 52
												272	H	Ole Miss	52 44
												303	H	Nicholls St.	63 32
												350	H	Florida A&M	73 45
LAST 10 Division I															
20	H	Kentucky	65 59	67	H	Alabama	71 60								
14	A	Mississippi St.	60 64	350	H	Florida A&M	73 45								
272	H	Ole Miss	52 44	31	A	FGCU	74 63								
18	A	Texas A&M	57 54	26	A	Oklahoma	68 90								
147	A	Missouri	65 69	303	H	Nicholls St.	63 32								

Non-Div I Games:

LSU

Average RPI Win: 240		WON-LOST	WINNING	LAST 10	STRENGTH OF	OPP. STRENGTH	TEAM	ADJ.	CONF.	ADJ CONF.
Average RPI Loss: 114		RECORD	PCT. RANK	GAMES	SCHEDULE	OF SCHEDULE	RPI	RPI	RPI	RPI
DIV. I ONLY		7- 11	231	1-9	117	212	202	202	12	12
DIV. I NON-CONF.		6- 7	182	0-5	149	257	176	176	12	12
TOTALS		RPI 1-25	RPI 26-50	W-L RECORDS	RPI 51-100	RPI 101-150	RPI 150+			
7- 11	0- 0		0- 0	OVERALL	0- 6	1- 4	6- 1			
3- 6	0- 0		0- 0	HOME	0- 4	1- 2	2- 0			
3- 5	0- 0		0- 0	AWAY	0- 2	0- 2	3- 1			
1- 0	0- 0		0- 0	NEUTRAL	0- 0	0- 0	1- 0			
6- 7	0- 0		0- 0	NON-CONFERENCE	0- 4	1- 2	5- 1			
2- 4	0- 0		0- 0	HOME	0- 2	1- 2	1- 0			
3- 3	0- 0		0- 0	AWAY	0- 2	0- 0	3- 1			
1- 0	0- 0		0- 0	NEUTRAL	0- 0	0- 0	1- 0			
1- 4	0- 0		0- 0	CONFERENCE	0- 2	0- 2	1- 0			
1- 2	0- 0		0- 0	HOME	0- 2	0- 0	1- 0			
0- 2	0- 0		0- 0	AWAY	0- 0	0- 2	0- 0			
0- 0	0- 0		0- 0	NEUTRAL	0- 0	0- 0	0- 0			

RPI 1-25				RPI 26-50				RPI 51-100				RPI 101+				Team's RPI: 202	
RPI	S	Opponent	Score	RPI	S	Opponent	Score	RPI	S	Opponent	Score	RPI	S	Opponent	Score		
								57	H	Temple	69	72	105	A	Duquesne	56	82
								85	A	Rider	43	70	118	A	Massachusetts	62	76
								89	H	Villanova	69	77	120	H	Penn	49	65
								90	A	Drexel	31	69	131	H	Robert Morris	68	71
								91	H	Dayton	58	98	146	H	Harvard	75	69
								99	H	Saint Louis	61	77	173	A	Norfolk St.	55	52
													190	A	Penn St.	69	67
													232	A	Howard	78	62
													274	A	Navy	46	61
													281	H	St. Bonaventure	67	61
													316	N	UMBC	74	58
													343	H	Coppin St.	79	46
LAST 10 Division I																	
				281	H	St. Bonaventure	67	61	57	H	Temple	69	72				
				118	A	Massachusetts	62	76	89	H	Villanova	69	77				
				105	A	Duquesne	56	82	90	A	Drexel	31	69				
				99	H	Saint Louis	61	77	85	A	Rider	43	70				
				91	H	Dayton	58	98	120	H	Penn	49	65				

Non-Div I Games:

La Salle

■ Loss, ■ Non-Conf, S Site, H Home A Away N Neutral

DIV. I ONLY				THROUGH GAMES OF JAN. 11, 1910						
Average RPI Win:	329	WON-LOST	WINNING	LAST 10	STRENGTH OF	OPP. STRENGTH	TEAM	ADJ.	CONF.	ADJ CONF.
Average RPI Loss:	231	RECORD	PCT. RANK	GAMES	SCHEDULE	OF SCHEDULE	RPI	RPI	RPI	RPI
DIV. I ONLY	3- 14	317	2-8		342	322	347	347	22	22
DIV. I NON-CONF.	2- 9	304	1-3		347	339	351	351	23	23
-----										
TOTALS	RPI 1-25		RPI 26-50		W-L RECORDS		RPI 51-100		RPI 101-150	RPI 150+
3- 14	0- 0		0- 0		OVERALL		0- 1		0- 2	3- 11
2- 4	0- 0		0- 0		HOME		0- 1		0- 0	2- 3
1- 10	0- 0		0- 0		AWAY		0- 0		0- 2	1- 8
0- 0	0- 0		0- 0		NEUTRAL		0- 0		0- 0	0- 0
2- 9	0- 0		0- 0		NON-CONFERENCE		0- 0		0- 1	2- 8
2- 3	0- 0		0- 0		HOME		0- 0		0- 0	2- 3
0- 6	0- 0		0- 0		AWAY		0- 0		0- 1	0- 5
0- 0	0- 0		0- 0		NEUTRAL		0- 0		0- 0	0- 0
1- 5	0- 0		0- 0		CONFERENCE		0- 1		0- 1	1- 3
0- 1	0- 0		0- 0		HOME		0- 1		0- 0	0- 0
1- 4	0- 0		0- 0		AWAY		0- 0		0- 1	1- 3
0- 0	0- 0		0- 0		NEUTRAL		0- 0		0- 0	0- 0

RPI 1-25				RPI 26-50				RPI 51-100				RPI 101+				Team's RPI: 347	
RPI	S	Opponent	Score	RPI	S	Opponent	Score	RPI	S	Opponent	Score	RPI	S	Opponent	Score		
								71	H	Troy	65	72	116	A	UT Arlington	34	72
												142	A	Tennessee Tech	68	75	
												179	H	Southern Miss.	42	57	
												181	A	Texas Tech	38	83	
												246	A	South Alabama	63	72	
												248	A	North Texas	51	63	
												254	H	Southeastern La.	52	65	
												272	A	Ole Miss	42	66	
												291	A	Texas St.	58	55	
												294	A	Ga. Southern	47	64	
												298	H	Houston Baptist	65	72	
												303	A	Nicholls St.	59	74	
												317	A	McNeese	69	72	
												318	A	Georgia St.	52	68	
												344	H	Northwestern St.	63	54	
												351	H	Mississippi Val.	74	66	
EAST 10 Division I																	
				116	A	UT Arlington	34	72	294	A	Ga. Southern	47	64				
				291	A	Texas St.	58	55	351	H	Mississippi Val.	74	66				
				246	A	South Alabama	63	72	181	A	Texas Tech	38	83				
				71	H	Troy	65	72	248	A	North Texas	51	63				
				318	A	Georgia St.	52	68	303	A	Nicholls St.	59	74				

Non-Div I Games:

La.-Monroe

Loss, Non-Conf, S Site, H Home A Away N Neutral

Average RPI Win:	281	WON-LOST	WINNING	LAST 10	STRENGTH OF	OPP. STRENGTH	TEAM	ADJ.	CONF.	ADJ CONF.
Average RPI Loss:	144	RECORD	PCT. RANK	GAMES	SCHEDULE	OF SCHEDULE	RPI	RPI	RPI	RPI
DIV. I ONLY	7- 9	207	4-6	228	303	238	238	15	15	
DIV. I NON-CONF.	4- 6	212	1-3	278	334	292	292	15	15	
TOTALS	RPI 1-25	RPI 26-50	W-L RECORDS	RPI 51-100	RPI 101-150	RPI 150+				
7- 9	0- 0	0- 1	OVERALL	0- 3	0- 2	7- 3				
6- 2	0- 0	0- 0	HOME	0- 0	0- 1	6- 1				
1- 7	0- 0	0- 1	AWAY	0- 3	0- 1	1- 2				
0- 0	0- 0	0- 0	NEUTRAL	0- 0	0- 0	0- 0				
4- 6	0- 0	0- 1	NON-CONFERENCE	0- 1	0- 1	4- 3				
3- 2	0- 0	0- 0	HOME	0- 0	0- 1	3- 1				
1- 4	0- 0	0- 1	AWAY	0- 1	0- 0	1- 2				
0- 0	0- 0	0- 0	NEUTRAL	0- 0	0- 0	0- 0				
3- 3	0- 0	0- 0	CONFERENCE	0- 2	0- 1	3- 0				
3- 0	0- 0	0- 0	HOME	0- 0	0- 0	3- 0				
0- 3	0- 0	0- 0	AWAY	0- 2	0- 1	0- 0				
0- 0	0- 0	0- 0	NEUTRAL	0- 0	0- 0	0- 0				

RPI S	Opponent	Score	RPI S	Opponent	Score	RPI S	Opponent	Score	RPI S	Opponent	Score	Team's RPI: 238
46	A St. John's (NY)	44 76	58	A Bucknell	36 50	105	H Duquesne	65 73				
			59	A Seton Hall	50 74	133	A Holy Cross	56 57				
			92	A Colgate	52 73	196	H Boston U.	59 57				
						199	A Binghamton	64 74				
						213	H Manhattan	60 53				
						274	H Navy	79 52				
						278	H Loyola Maryland	55 52				
						286	A Monmouth	44 52				
						316	H UMBC	58 65				
						320	A Albany (NY)	54 47				
						336	H Fairleigh Dickinson	61 29				
						348	H LIU Brooklyn	65 60				
LAST 10 Division I												
274	H Navy	79 52	196	H Boston U.	59 57							
92	A Colgate	52 73	316	H UMBC	58 65							
278	H Loyola Maryland	55 52	59	A Seton Hall	50 74							
133	A Holy Cross	56 57	286	A Monmouth	44 52							
58	A Bucknell	36 50	213	H Manhattan	60 53							

Non-Div I Games:

Lafayette

Lamar University

Through Games Of Jan. 21, 2020

Average RPI Win:	269	WON-LOST	WINNING	LAST 10	STRENGTH OF	OPP. STRENGTH	TEAM	ADJ.	CONF.	ADJ CONF.
Average RPI Loss:	121	RECORD	PCT. RANK	GAMES	SCHEDULE	OF SCHEDULE	RPI	RPI	RPI	RPI
DIV. I ONLY	6- 9	226	5-5	153	241	195	195	25	25	
DIV. I NON-CONF.	2- 5	259	1-1	27	153	158	158	22	22	
TOTALS	RPI 1-25	RPI 26-50	W-L RECORDS	RPI 51-100	RPI 101-150	RPI 150+				
6- 9	0- 2	0- 1	OVERALL	0- 0	1- 4	5- 2				
3- 2	0- 0	0- 0	HOME	0- 0	0- 2	3- 0				
2- 7	0- 2	0- 1	AWAY	0- 0	0- 2	2- 2				
1- 0	0- 0	0- 0	NEUTRAL	0- 0	1- 0	0- 0				
2- 5	0- 2	0- 1	NON-CONFERENCE	0- 0	1- 1	1- 1				
1- 1	0- 0	0- 0	HOME	0- 0	0- 1	1- 0				
0- 4	0- 2	0- 1	AWAY	0- 0	0- 0	0- 1				
1- 0	0- 0	0- 0	NEUTRAL	0- 0	1- 0	0- 0				
4- 4	0- 0	0- 0	CONFERENCE	0- 0	0- 3	4- 1				
2- 1	0- 0	0- 0	HOME	0- 0	0- 1	2- 0				
2- 3	0- 0	0- 0	AWAY	0- 0	0- 2	2- 1				
0- 0	0- 0	0- 0	NEUTRAL	0- 0	0- 0	0- 0				

RPI 1-25				RPI 26-50				RPI 51-100				RPI 101+ Team's RPI: 195			
RPI	S	Opponent	Score	RPI	S	Opponent	Score	RPI	S	Opponent	Score	RPI	S	Opponent	Score
11	A	Baylor	28 90	44	A	Oklahoma St.	53 74					112	A	Abilene Christian	72 78
15	A	NC State	40 81									119	N	Idaho	47 44
												121	H	New Orleans	57 62
												124	H	Louisiana	63 74
												150	A	Sam Houston St.	47 68
												177	A	A&M-Corpus Christi	39 49
												254	A	Southeastern La.	65 57
												295	H	Denver	71 59
												298	H	Houston Baptist	60 53
												303	A	Nicholls St.	84 78
												339	A	Cal Poly	56 57
												344	H	Northwestern St.	61 58
LAST 10 Division I															
177	A	A&M-Corpus Christi	39 49	121	H	New Orleans	57 62								
150	A	Sam Houston St.	47 68	344	H	Northwestern St.	61 58								
298	H	Houston Baptist	60 53	254	A	Southeastern La.	65 57								
303	A	Nicholls St.	84 78	295	H	Denver	71 59								
112	A	Abilene Christian	72 78	339	A	Cal Poly	56 57								

Non-Div I Games: Howard Payne 96 36 LeTourneau 90 38

Lamar University

Loss, Non-Conf, S Site, H Home A Away N Neutral

Average RPI Win:	228	WON-LOST	WINNING	LAST 10	STRENGTH OF	OPP. STRENGTH	TEAM	ADJ.	CONF.	ADJ CONF.
Average RPI Loss:	77	RECORD	PCT. RANK	GAMES	SCHEDULE	OF SCHEDULE	RPI	RPI	RPI	RPI
DIV. I ONLY	12- 4	50	7-3	248	150	100	100	15	15	
DIV. I NON-CONF.	7- 3	80	2-2	214	197	93	93	15	15	
TOTALS	RPI 1-25	RPI 26-50	W-L RECORDS	RPI 51-100	RPI 101-150	RPI 150+				
12- 4	0- 0	0- 0	OVERALL	1- 3	1- 1	10- 0				
5- 1	0- 0	0- 0	HOME	1- 1	1- 0	3- 0				
7- 1	0- 0	0- 0	AWAY	0- 1	0- 0	7- 0				
0- 2	0- 0	0- 0	NEUTRAL	0- 1	0- 1	0- 0				
7- 3	0- 0	0- 0	NON-CONFERENCE	1- 2	1- 1	5- 0				
3- 0	0- 0	0- 0	HOME	1- 0	1- 0	1- 0				
4- 1	0- 0	0- 0	AWAY	0- 1	0- 0	4- 0				
0- 2	0- 0	0- 0	NEUTRAL	0- 1	0- 1	0- 0				
5- 1	0- 0	0- 0	CONFERENCE	0- 1	0- 0	5- 0				
2- 1	0- 0	0- 0	HOME	0- 1	0- 0	2- 0				
3- 0	0- 0	0- 0	AWAY	0- 0	0- 0	3- 0				
0- 0	0- 0	0- 0	NEUTRAL	0- 0	0- 0	0- 0				

RPI 1-25			RPI 26-50			RPI 51-100			Team's RPI: 100	RPI 101+		
RPI	S	Opponent	Score	RPI	S	Opponent	Score	RPI	S	Opponent	Score	
						55	A Minnesota	49	77	114	N Fordham	57 59
						58	H Bucknell	50	71	140	H George Washington	59 53
						59	H Seton Hall	75	68	164	A Merrimack	72 68
						81	N Ball St.	52	54	193	A American	64 63
										196	H Boston U.	51 34
										212	A Mt. St. Mary's	66 65
										261	A Delaware St.	68 38
										274	A Navy	60 53
										274	H Navy	70 40
										278	A Loyola Maryland	55 53
										338	A Saint Peter's	80 71
										345	H Central Conn. St.	70 51
LAST 10 Division I												
						58	H Bucknell	50	71	274	H Navy	70 40
						274	A Navy	60	53	338	A Saint Peter's	80 71
						193	A American	64	63	55	A Minnesota	49 77
						196	H Boston U.	51	34	212	A Mt. St. Mary's	66 65
						278	A Loyola Maryland	55	53	114	N Fordham	57 59

Non-Div I Games: Bloomsburg 91 43

Lehigh

Average RPI Win: 215		WON-LOST	WINNING	LAST 10	STRENGTH OF	OPP. STRENGTH	TEAM	ADJ.	CONF.	ADJ CONF.
Average RPI Loss: 104		RECORD	PCT. RANK	GAMES	SCHEDULE	OF SCHEDULE	RPI	RPI	RPI	RPI
DIV. I ONLY		10- 8	149	8-2	88	178	108	108	16	16
DIV. I NON-CONF.		7- 6	161	5-0	76	151	95	95	16	16
TOTALS	RPI 1-25		RPI 26-50		W-L RECORDS		RPI 51-100		RPI 101-150	RPI 150+
10- 8	0- 1		0- 3		OVERALL		1- 0		0- 1	9- 3
3- 4	0- 0		0- 0		HOME		0- 0		0- 1	3- 3
5- 3	0- 0		0- 3		AWAY		0- 0		0- 0	5- 0
2- 1	0- 1		0- 0		NEUTRAL		1- 0		0- 0	1- 0
7- 6	0- 1		0- 2		NON-CONFERENCE		1- 0		0- 1	6- 2
1- 3	0- 0		0- 0		HOME		0- 0		0- 1	1- 2
4- 2	0- 0		0- 2		AWAY		0- 0		0- 0	4- 0
2- 1	0- 1		0- 0		NEUTRAL		1- 0		0- 0	1- 0
3- 2	0- 0		0- 1		CONFERENCE		0- 0		0- 0	3- 1
2- 1	0- 0		0- 0		HOME		0- 0		0- 0	2- 1
1- 1	0- 0		0- 1		AWAY		0- 0		0- 0	1- 0
0- 0	0- 0		0- 0		NEUTRAL		0- 0		0- 0	0- 0

RPI 1-25				RPI 26-50				RPI 51-100				RPI 101+				Team's RPI: 108	
RPI	S	Opponent	Score	RPI	S	Opponent	Score	RPI	S	Opponent	Score	RPI	S	Opponent	Score		
10	N	Oregon St.	55 68	30	A	Virginia Tech	69 73	72	N	Bradley	75 63	122	H	UNC Greensboro	53 58		
				31	A	FGCU	57 64					162	H	North Ala.	71 76		
				40	A	James Madison	53 76					172	A	Hampton	83 59		
												173	A	Norfolk St.	67 48		
												188	N	Miami (OH)	65 53		
												203	H	Chattanooga	54 71		
												225	A	UMKC	68 44		
												226	A	Saint Francis (PA)	71 52		
												230	H	ETSU	62 63		
												236	H	Jacksonville	85 76		
												251	H	Lipscomb	64 60		
												279	H	East Carolina	81 66		
												328	A	NJIT	67 53		
EAST 10 Division I																	
				251	H	Lipscomb	64 60	225	A	UMKC	68 44						
				162	H	North Ala.	71 76	72	N	Bradley	75 63						
				236	H	Jacksonville	85 76	226	A	Saint Francis (PA)	71 52						
				31	A	FGCU	57 64	172	A	Hampton	83 59						
				328	A	NJIT	67 53	279	H	East Carolina	81 66						

Non-Div I Games:

Liberty

■ Loss, ■ Non-Conf, S Site, H Home A Away N Neutral



Average RPI Win:	278	WON-LOST	WINNING	LAST 10	STRENGTH OF	OPP. STRENGTH	TEAM	ADJ.	CONF.	ADJ CONF.
Average RPI Loss:	135	RECORD	PCT. RANK	GAMES	SCHEDULE	OF SCHEDULE	RPI	RPI	RPI	RPI
DIV. I ONLY	4- 14	306	3-7	114	257	251	251	16	16	
DIV. I NON-CONF.	2- 10	313	1-3	113	276	281	281	16	16	
TOTALS	RPI 1-25	RPI 26-50	W-L RECORDS	RPI 51-100	RPI 101-150	RPI 150+				
4- 14	0- 0	0- 1	OVERALL	0- 6	0- 2	4- 5				
1- 5	0- 0	0- 0	HOME	0- 1	0- 0	1- 4				
3- 7	0- 0	0- 1	AWAY	0- 3	0- 2	3- 1				
0- 2	0- 0	0- 0	NEUTRAL	0- 2	0- 0	0- 0				
2- 10	0- 0	0- 0	NON-CONFERENCE	0- 6	0- 1	2- 3				
1- 3	0- 0	0- 0	HOME	0- 1	0- 0	1- 2				
1- 5	0- 0	0- 0	AWAY	0- 3	0- 1	1- 1				
0- 2	0- 0	0- 0	NEUTRAL	0- 2	0- 0	0- 0				
2- 4	0- 0	0- 1	CONFERENCE	0- 0	0- 1	2- 2				
0- 2	0- 0	0- 0	HOME	0- 0	0- 0	0- 2				
2- 2	0- 0	0- 1	AWAY	0- 0	0- 1	2- 0				
0- 0	0- 0	0- 0	NEUTRAL	0- 0	0- 0	0- 0				

RPI	S	Opponent	Score	RPI	S	Opponent	Score	RPI	S	Opponent	Score	RPI	S	Opponent	Score	Team's RPI: 251
31	A	FGCU	56 82	54	A	Middle Tenn.	49 70	108	A	Liberty	60 64	142	A	Tennessee Tech	58 78	
				68	A	UT Martin	67 83	162	H	North Ala.	72 84	206	H	Murray St.	57 67	
				77	N	Marist	63 74	224	H	Northern Ky.	71 69	227	H	Kennesaw St.	66 74	
				84	H	Belmont	68 69	229	A	Stetson	65 59	249	H	Eastern Ill.	56 66	
				85	N	Rider	76 81	306	A	Jacksonville St.	63 65	328	A	NJIT	65 57	
				91	A	Dayton	60 82	331	A	Tennessee St.	74 64					
LAST 10 Division I																
328	A	NJIT	65 57	31	A	FGCU	56 82	142	A	Tennessee Tech	58 78	68	A	UT Martin	67 83	
108	A	Liberty	60 64	84	H	Belmont	68 69	331	A	Tennessee St.	74 64					
227	H	Kennesaw St.	66 74													
162	H	North Ala.	72 84													
229	A	Stetson	65 59													

Non-Div I Games: Queens (NC) 86 45

Lipscomb

■ Loss, 
 ■ Non-Conf, 
 ■ S Site, 
 ■ Home 
 ■ A Away 
 N Neutral

# Little Rock

Through Games Of Jan. 21, 2020

Average RPI Win:	261	WON-LOST	WINNING	LAST 10	STRENGTH OF	OPP. STRENGTH	TEAM	ADJ.	CONF.	ADJ CONF.
Average RPI Loss:	99	RECORD	PCT. RANK	GAMES	SCHEDULE	OF SCHEDULE	RPI	RPI	RPI	RPI
DIV. I ONLY	6- 11	255	5-5	78	140	201	201	22	22	
DIV. I NON-CONF.	2- 9	304	1-3	35	56	222	222	23	23	
TOTALS	RPI 1-25	RPI 26-50	W-L RECORDS	RPI 51-100	RPI 101-150	RPI 150+				
6- 11	0- 3	0- 2	OVERALL	0- 0	0- 3	6- 3				
5- 4	0- 1	0- 0	HOME	0- 0	0- 1	5- 2				
1- 7	0- 2	0- 2	AWAY	0- 0	0- 2	1- 1				
0- 0	0- 0	0- 0	NEUTRAL	0- 0	0- 0	0- 0				
2- 9	0- 3	0- 2	NON-CONFERENCE	0- 0	0- 1	2- 3				
2- 3	0- 1	0- 0	HOME	0- 0	0- 0	2- 2				
0- 6	0- 2	0- 2	AWAY	0- 0	0- 1	0- 1				
0- 0	0- 0	0- 0	NEUTRAL	0- 0	0- 0	0- 0				
4- 2	0- 0	0- 0	CONFERENCE	0- 0	0- 2	4- 0				
3- 1	0- 0	0- 0	HOME	0- 0	0- 1	3- 0				
1- 1	0- 0	0- 0	AWAY	0- 0	0- 1	1- 0				
0- 0	0- 0	0- 0	NEUTRAL	0- 0	0- 0	0- 0				

RPI S	Opponent	Score	RPI S	Opponent	Score	RPI S	Opponent	Score	RPI S	Opponent	Score	Team's RPI: 201
14	A Mississippi St.	50 89	33	A Western Ky.	58 77				106	H Coastal Caro.	48 68	
18	A Texas A&M	35 78	34	A Arkansas	53 86				116	A UT Arlington	58 65	
25	H LSU	50 65							125	A Rice	40 66	
									165	H Memphis	50 68	
									189	A Fla. Atlantic	72 79	
									208	H Tulsa	63 51	
									220	H Central Ark.	63 48	
									234	H Arkansas St.	67 58	
									259	H Louisiana Tech	38 43	
									291	A Texas St.	78 66	
									294	H Ga. Southern	58 46	
									318	H Georgia St.	66 46	
LAST 10 Division I												
234	H Arkansas St.	67 58	291	A Texas St.	78 66							
106	H Coastal Caro.	48 68	14	A Mississippi St.	50 89							
318	H Georgia St.	66 46	34	A Arkansas	53 86							
294	H Ga. Southern	58 46	165	H Memphis	50 68							
116	A UT Arlington	58 65	208	H Tulsa	63 51							

Non-Div I Games:

Little Rock

Loss, Non-Conf, S Site, H Home A Away N Neutral

Average RPI Win:	265	WON-LOST	WINNING	LAST 10	STRENGTH OF	OPP. STRENGTH	TEAM	ADJ.	CONF.	ADJ CONF.
Average RPI Loss:	182	RECORD	PCT. RANK	GAMES	SCHEDULE	OF SCHEDULE	RPI	RPI	RPI	RPI
DIV. I ONLY	6- 10	241	5-5	303	184	284	284	26	26	
DIV. I NON-CONF.	4- 8	235	3-3	285	123	283	283	26	26	
TOTALS	RPI 1-25	RPI 26-50	W-L RECORDS	RPI 51-100	RPI 101-150	RPI 150+				
6- 10	0- 2	0- 0	OVERALL	0- 2	0- 0	6- 6				
3- 3	0- 1	0- 0	HOME	0- 0	0- 0	3- 2				
1- 7	0- 1	0- 0	AWAY	0- 2	0- 0	1- 4				
2- 0	0- 0	0- 0	NEUTRAL	0- 0	0- 0	2- 0				
4- 8	0- 2	0- 0	NON-CONFERENCE	0- 2	0- 0	4- 4				
1- 3	0- 1	0- 0	HOME	0- 0	0- 0	1- 2				
1- 5	0- 1	0- 0	AWAY	0- 2	0- 0	1- 2				
2- 0	0- 0	0- 0	NEUTRAL	0- 0	0- 0	2- 0				
2- 2	0- 0	0- 0	CONFERENCE	0- 0	0- 0	2- 2				
2- 0	0- 0	0- 0	HOME	0- 0	0- 0	2- 0				
0- 2	0- 0	0- 0	AWAY	0- 0	0- 0	0- 2				
0- 0	0- 0	0- 0	NEUTRAL	0- 0	0- 0	0- 0				

RPI 1-25				RPI 26-50				RPI 51-100				RPI 101+ Team's RPI: 284			
RPI	S	Opponent	Score	RPI	S	Opponent	Score	RPI	S	Opponent	Score	RPI	S	Opponent	Score
7	H	Oregon	45 81					80	A	Southern California	40 57	168	A	Santa Clara	54 46
8	A	UCLA	51 86					98	A	California	45 68	190	N	Penn St.	64 56
												221	A	UC Davis	55 57
												222	A	Cal St. Fullerton	65 69
												256	H	CSUN	60 52
												258	H	LMU (CA)	57 70
												287	H	Utah St.	48 56
												301	A	California Baptist	70 79
												309	H	Air Force	74 68
												325	N	UTRGV	69 65
												339	H	Cal Poly	72 69
												342	A	Seattle U	54 66
LAST 10 Division I															
256	H	CSUN	60 52	325	N	UTRGV	69 65								
221	A	UC Davis	55 57	309	H	Air Force	74 68								
222	A	Cal St. Fullerton	65 69	7	H	Oregon	45 81								
339	H	Cal Poly	72 69	342	A	Seattle U	54 66								
80	A	Southern California	40 57	168	A	Santa Clara	54 46								

Non-Div I Games: Westcliff 94 47 Bethesda (CA) 90 43

Long Beach St.

Loss, Non-Conf, S Site, H Home A Away N Neutral

Average RPI Win:	279	WON-LOST	WINNING	LAST 10	STRENGTH OF	OPP. STRENGTH	TEAM	ADJ.	CONF.	ADJ CONF.
Average RPI Loss:	200	RECORD	PCT. RANK	GAMES	SCHEDULE	OF SCHEDULE	RPI	RPI	RPI	RPI
DIV. I ONLY	8- 9	193	6-4	332	277	290	290	27	27	
DIV. I NON-CONF.	4- 5	195	2-0	321	195	273	273	28	28	
TOTALS	RPI 1-25	RPI 26-50	W-L RECORDS	RPI 51-100	RPI 101-150	RPI 150+				
8- 9	0- 0	0- 1	OVERALL	0- 0	0- 2	8- 6				
5- 4	0- 0	0- 0	HOME	0- 0	0- 1	5- 3				
3- 5	0- 0	0- 1	AWAY	0- 0	0- 1	3- 3				
0- 0	0- 0	0- 0	NEUTRAL	0- 0	0- 0	0- 0				
4- 5	0- 0	0- 1	NON-CONFERENCE	0- 0	0- 1	4- 3				
3- 1	0- 0	0- 0	HOME	0- 0	0- 0	3- 1				
1- 4	0- 0	0- 1	AWAY	0- 0	0- 1	1- 2				
0- 0	0- 0	0- 0	NEUTRAL	0- 0	0- 0	0- 0				
4- 4	0- 0	0- 0	CONFERENCE	0- 0	0- 1	4- 3				
2- 3	0- 0	0- 0	HOME	0- 0	0- 1	2- 2				
2- 1	0- 0	0- 0	AWAY	0- 0	0- 0	2- 1				
0- 0	0- 0	0- 0	NEUTRAL	0- 0	0- 0	0- 0				

RPI 1-25			RPI 26-50			RPI 51-100			RPI 101+ Team's RPI: 290		
RPI	S	Opponent	Score	RPI	S	Opponent	Score	RPI	S	Opponent	Score
				40	A	James Madison	53 93				
								139	A	Florida	54 71
								143	H	Campbell	55 70
								173	A	Norfolk St.	46 49
								219	H	Gardner-Webb	80 70
								228	H	Brown	86 76
								239	H	UNCW	59 58
								240	H	High Point	69 76
								242	H	Radford	61 62
								250	A	Winthrop	63 74
								261	H	Delaware St.	78 62
								279	H	East Carolina	61 64
								296	A	Wofford	76 79
								297	A	Presbyterian	71 60
								322	A	UMES	71 62
								333	H	Charleston So.	84 64
								334	A	USC Upstate	70 62
LAST 10 Division I											
250	A	Winthrop	63 74	143	H	Campbell	55 70				
240	H	High Point	69 76	297	A	Presbyterian	71 60				
242	H	Radford	61 62	219	H	Gardner-Webb	80 70				
334	A	USC Upstate	70 62	322	A	UMES	71 62				
333	H	Charleston So.	84 64	261	H	Delaware St.	78 62				

Non-Div I Games:

Longwood

Louisiana

Through Games Of Jan. 21, 2020

Average RPI Win:	232	WON-LOST	WINNING	LAST 10	STRENGTH OF	OPP. STRENGTH	TEAM	ADJ.	CONF.	ADJ CONF.
Average RPI Loss:	165	RECORD	PCT. RANK	GAMES	SCHEDULE	OF SCHEDULE	RPI	RPI	RPI	RPI
DIV. I ONLY	9- 6	120	5-5	237	202	124	124	22	22	
DIV. I NON-CONF.	5- 4	140	1-3	249	178	142	142	23	23	
TOTALS	RPI 1-25	RPI 26-50	W-L RECORDS	RPI 51-100	RPI 101-150	RPI 150+				
9- 6	0- 1	0- 0	OVERALL	1- 0	1- 2	7- 3				
3- 1	0- 1	0- 0	HOME	0- 0	0- 0	3- 0				
6- 5	0- 0	0- 0	AWAY	1- 0	1- 2	4- 3				
0- 0	0- 0	0- 0	NEUTRAL	0- 0	0- 0	0- 0				
5- 4	0- 1	0- 0	NON-CONFERENCE	0- 0	1- 1	4- 2				
2- 1	0- 1	0- 0	HOME	0- 0	0- 0	2- 0				
3- 3	0- 0	0- 0	AWAY	0- 0	1- 1	2- 2				
0- 0	0- 0	0- 0	NEUTRAL	0- 0	0- 0	0- 0				
4- 2	0- 0	0- 0	CONFERENCE	1- 0	0- 1	3- 1				
1- 0	0- 0	0- 0	HOME	0- 0	0- 0	1- 0				
3- 2	0- 0	0- 0	AWAY	1- 0	0- 1	2- 1				
0- 0	0- 0	0- 0	NEUTRAL	0- 0	0- 0	0- 0				

RPI S	Opponent	Score	RPI S	Opponent	Score	RPI S	Opponent	Score	RPI S	Opponent	Score	Team's RPI: 124
14	H Mississippi St.	48 64				71	A Troy	79 73	116	A UT Arlington	52 79	
									121	A New Orleans	65 60	
									150	A Sam Houston St.	73 77	
									167	A Jackson St.	54 65	
									195	A Lamar University	74 63	
									246	H South Alabama	73 68	
									248	A North Texas	66 69	
									254	H Southeastern La.	60 50	
									272	A Ole Miss	53 42	
									291	A Texas St.	73 67	
									294	A Ga. Southern	67 83	
									317	H McNeese	75 55	
									318	A Georgia St.	75 65	
LAST 10 Division I												
291	A Texas St.	73 67	318	A Georgia St.	75 65							
116	A UT Arlington	52 79	167	A Jackson St.	54 65							
71	A Troy	79 73	272	A Ole Miss	53 42							
246	H South Alabama	73 68	14	H Mississippi St.	48 64							
294	A Ga. Southern	67 83	248	A North Texas	66 69							

Non-Div I Games: Loyola (LA) 67 51 Xavier (LA) 62 49

Louisiana

Loss, Non-Conf, S Site, H Home A Away N Neutral

Average RPI Win:	245	WON-LOST	WINNING	LAST 10	STRENGTH OF	OPP. STRENGTH	TEAM	ADJ.	CONF.	ADJ CONF.
Average RPI Loss:	201	RECORD	PCT. RANK	GAMES	SCHEDULE	OF SCHEDULE	RPI	RPI	RPI	RPI
DIV. I ONLY	7- 7	170	5-5	306	206	259	259	13	13	
DIV. I NON-CONF.	6- 3	90	4-1	333	183	230	230	14	14	
TOTALS	RPI 1-25	RPI 26-50	W-L RECORDS	RPI 51-100	RPI 101-150	RPI 150+				
7- 7	0- 0	0- 0	OVERALL	0- 0	0- 2	7- 5				
6- 2	0- 0	0- 0	HOME	0- 0	0- 1	6- 1				
1- 5	0- 0	0- 0	AWAY	0- 0	0- 1	1- 4				
0- 0	0- 0	0- 0	NEUTRAL	0- 0	0- 0	0- 0				
6- 3	0- 0	0- 0	NON-CONFERENCE	0- 0	0- 1	6- 2				
5- 1	0- 0	0- 0	HOME	0- 0	0- 1	5- 0				
1- 2	0- 0	0- 0	AWAY	0- 0	0- 0	1- 2				
0- 0	0- 0	0- 0	NEUTRAL	0- 0	0- 0	0- 0				
1- 4	0- 0	0- 0	CONFERENCE	0- 0	0- 1	1- 3				
1- 1	0- 0	0- 0	HOME	0- 0	0- 0	1- 1				
0- 3	0- 0	0- 0	AWAY	0- 0	0- 1	0- 2				
0- 0	0- 0	0- 0	NEUTRAL	0- 0	0- 0	0- 0				

RPI 1-25			RPI 26-50			RPI 51-100			RPI 101+			Team's RPI: 259
RPI	S	Opponent	Score	RPI	S	Opponent	Score	RPI	S	Opponent	Score	
								125	A	Rice	47	60
								132	H	Wichita St.	80	88
								158	A	Houston	53	67
								165	H	Memphis	83	74
								179	A	Southern Miss.	60	66
								201	A	Little Rock	43	38
								205	H	UTEP	87	80
								234	H	Arkansas St.	67	54
								248	A	North Texas	69	74
								254	H	Southeastern La.	92	78
								272	A	Ole Miss	53	76
								292	H	UTSA	73	82
								317	H	McNeese	79	54
								337	H	Grambling	70	66
LAST 10 Division I												
248	A	North Texas	69	74	234	H	Arkansas St.	67	54			
125	A	Rice	47	60	337	H	Grambling	70	66			
205	H	UTEP	87	80	254	H	Southeastern La.	92	78			
292	H	UTSA	73	82	158	A	Houston	53	67			
179	A	Southern Miss.	60	66	317	H	McNeese	79	54			

Non-Div I Games: Loyola (LA) 71 52 LSU-Alexandria 93 61

Louisiana Tech

Loss, Non-Conf, S Site, H Home A Away N Neutral

## Louisville

Through Games Of Jan. 21, 2020

Average RPI Win:	90	WON-LOST	WINNING	LAST 10	STRENGTH OF	OPP. STRENGTH	TEAM	ADJ.	CONF.	ADJ CONF.
Average RPI Loss:	29	RECORD	PCT. RANK	GAMES	SCHEDULE	OF SCHEDULE	RPI	RPI	RPI	RPI
DIV. I ONLY	18- 1	1	10-0	18	5	1	1	5	5	
DIV. I NON-CONF.	11- 1	13	3-0	12	7	1	1	3	3	
TOTALS	RPI 1-25	RPI 26-50	W-L RECORDS	RPI 51-100	RPI 101-150	RPI 150+				
18- 1	3- 0	3- 1	OVERALL	7- 0	1- 0	4- 0				
8- 0	1- 0	2- 0	HOME	3- 0	0- 0	2- 0				
7- 1	1- 0	0- 1	AWAY	4- 0	0- 0	2- 0				
3- 0	1- 0	1- 0	NEUTRAL	0- 0	1- 0	0- 0				
11- 1	3- 0	2- 1	NON-CONFERENCE	2- 0	1- 0	3- 0				
5- 0	1- 0	1- 0	HOME	1- 0	0- 0	2- 0				
3- 1	1- 0	0- 1	AWAY	1- 0	0- 0	1- 0				
3- 0	1- 0	1- 0	NEUTRAL	0- 0	1- 0	0- 0				
7- 0	0- 0	1- 0	CONFERENCE	5- 0	0- 0	1- 0				
3- 0	0- 0	1- 0	HOME	2- 0	0- 0	0- 0				
4- 0	0- 0	0- 0	AWAY	3- 0	0- 0	1- 0				
0- 0	0- 0	0- 0	NEUTRAL	0- 0	0- 0	0- 0				

RPI	S	Opponent	Score	RPI	S	Opponent	Score	RPI	S	Opponent	Score	RPI	S	Opponent	Score
7	N	Oregon	72 62	29	A	Ohio St.	60 67	53	A	Miami (FL)	87 41	116	N	UT Arlington	76 67
20	A	Kentucky	67 66	33	H	Western Ky.	75 56	60	H	Wake Forest	75 61	175	A	Clemson	75 50
23	H	Central Mich.	76 63	44	N	Oklahoma St.	69 48	68	A	UT Martin	71 63	203	H	Chattanooga	86 37
				48	H	Duke	60 55	74	A	North Carolina	74 67	206	H	Murray St.	76 40
								82	A	Boston College	81 70	224	A	Northern Ky.	85 57
								93	H	Syracuse	62 58				
								97	H	Boise St.	98 82				
LAST 10 Division I															
74	A	North Carolina	74 67	175	A	Clemson	75 50								
82	A	Boston College	81 70	93	H	Syracuse	62 58								
60	H	Wake Forest	75 61	68	A	UT Martin	71 63								
53	A	Miami (FL)	87 41	20	A	Kentucky	67 66								
48	H	Duke	60 55	224	A	Northern Ky.	85 57								

Non-Div I Games:

Louisville

■ Loss, 
 ■ Non-Conf, S Site, 
 ■ Home 
 ■ Away 
 N Neutral

Average RPI Win:	226	WON-LOST	WINNING	LAST 10	STRENGTH OF	OPP. STRENGTH	TEAM	ADJ.	CONF.	ADJ CONF.
Average RPI Loss:	54	RECORD	PCT. RANK	GAMES	SCHEDULE	OF SCHEDULE	RPI	RPI	RPI	RPI
DIV. I ONLY	13- 4	44	6-4	196	167	96	96	7	7	
DIV. I NON-CONF.	9- 2	39	2-2	261	273	105	105	7	7	
TOTALS	RPI 1-25	RPI 26-50	W-L RECORDS	RPI 51-100	RPI 101-150	RPI 150+				
13- 4	0- 2	0- 0	OVERALL	2- 1	1- 1	10- 0				
5- 4	0- 2	0- 0	HOME	2- 1	0- 1	3- 0				
8- 0	0- 0	0- 0	AWAY	0- 0	1- 0	7- 0				
0- 0	0- 0	0- 0	NEUTRAL	0- 0	0- 0	0- 0				
9- 2	0- 1	0- 0	NON-CONFERENCE	0- 0	1- 1	8- 0				
3- 2	0- 1	0- 0	HOME	0- 0	0- 1	3- 0				
6- 0	0- 0	0- 0	AWAY	0- 0	1- 0	5- 0				
0- 0	0- 0	0- 0	NEUTRAL	0- 0	0- 0	0- 0				
4- 2	0- 1	0- 0	CONFERENCE	2- 1	0- 0	2- 0				
2- 2	0- 1	0- 0	HOME	2- 1	0- 0	0- 0				
2- 0	0- 0	0- 0	AWAY	0- 0	0- 0	2- 0				
0- 0	0- 0	0- 0	NEUTRAL	0- 0	0- 0	0- 0				

RPI 1-25				RPI 26-50				RPI 51-100				Team's RPI: 96				RPI 101+			
RPI	S	Opponent	Score	RPI	S	Opponent	Score	RPI	S	Opponent	Score	RPI	S	Opponent	Score	RPI	S	Opponent	Score
3	H	Missouri St.	72 74					66	H	Southern Ill.	51 49	127	A	Portland	78 64				
13	H	DePaul	76 83					72	H	Bradley	47 60	129	H	Western Mich.	60 70				
								78	H	Illinois St.	69 64	152	H	Dartmouth	61 40				
												214	H	Bowling Green	84 76				
												225	A	UMKC	72 67				
												249	A	Eastern Ill.	67 51				
												255	H	Vermont	78 76				
												269	A	Indiana St.	58 51				
												312	A	Detroit Mercy	89 60				
												324	A	SIUE	63 50				
												326	A	Evansville	71 61				
												346	A	Chicago St.	98 53				
LAST 10 Division I																			
78	H	Illinois St.	69 64	3	H	Missouri St.	72 74	129	H	Western Mich.	60 70								
72	H	Bradley	47 60	13	H	DePaul	76 83	214	H	Bowling Green	84 76								
269	A	Indiana St.	58 51	324	A	SIUE	63 50												
326	A	Evansville	71 61																
66	H	Southern Ill.	51 49																

Non-Div I Games:

Loyola Chicago

■ Loss, 
 ■ Non-Conf, S Site, 
 ■ Home 
 ■ Away 
 N Neutral



Loyola Maryland

Through Games Of Jan. 21, 2020

Average RPI Win:	259	WON-LOST	WINNING	LAST 10	STRENGTH OF	OPP. STRENGTH	TEAM	ADJ.	CONF.	ADJ CONF.
Average RPI Loss:	152	RECORD	PCT. RANK	GAMES	SCHEDULE	OF SCHEDULE	RPI	RPI	RPI	RPI
DIV. I ONLY	4- 13	299	3-7	142	240	278	278	15	15	
DIV. I NON-CONF.	3- 8	268	2-2	186	232	259	259	15	15	
TOTALS	RPI 1-25	RPI 26-50	W-L RECORDS	RPI 51-100	RPI 101-150	RPI 150+				
4- 13	0- 2	0- 0	OVERALL	0- 2	0- 3	4- 6				
3- 4	0- 0	0- 0	HOME	0- 2	0- 1	3- 1				
1- 8	0- 2	0- 0	AWAY	0- 0	0- 1	1- 5				
0- 1	0- 0	0- 0	NEUTRAL	0- 0	0- 1	0- 0				
3- 8	0- 2	0- 0	NON-CONFERENCE	0- 0	0- 2	3- 4				
2- 1	0- 0	0- 0	HOME	0- 0	0- 0	2- 1				
1- 6	0- 2	0- 0	AWAY	0- 0	0- 1	1- 3				
0- 1	0- 0	0- 0	NEUTRAL	0- 0	0- 1	0- 0				
1- 5	0- 0	0- 0	CONFERENCE	0- 2	0- 1	1- 2				
1- 3	0- 0	0- 0	HOME	0- 2	0- 1	1- 0				
0- 2	0- 0	0- 0	AWAY	0- 0	0- 0	0- 2				
0- 0	0- 0	0- 0	NEUTRAL	0- 0	0- 0	0- 0				

RPI 1-25				RPI 26-50				RPI 51-100				RPI 101+ Team's RPI: 278			
RPI	S	Opponent	Score	RPI	S	Opponent	Score	RPI	S	Opponent	Score	RPI	S	Opponent	Score
16	A	Maryland	45 105					92	H	Colgate	74 76	115	A	Notre Dame	60 84
17	A	Northwestern	46 67					100	H	Lehigh	53 55	133	H	Holy Cross	56 64
												134	N	Wright St.	51 66
												152	H	Dartmouth	72 56
												189	A	Fla. Atlantic	61 72
												196	A	Boston U.	42 44
												212	A	Mt. St. Mary's	75 81
												232	H	Howard	69 75
												238	A	Lafayette	52 55
												263	H	Army West Point	68 59
												286	H	Monmouth	64 48
												305	A	St. Francis Brooklyn	78 89
												336	A	Fairleigh Dickinson	75 46
LAST 10 Division I															
263	H	Army West Point	68 59	133	H	Holy Cross	56 64								
196	A	Boston U.	42 44	152	H	Dartmouth	72 56								
238	A	Lafayette	52 55	286	H	Monmouth	64 48								
92	H	Colgate	74 76	16	A	Maryland	45 105								
100	H	Lehigh	53 55	212	A	Mt. St. Mary's	75 81								

Non-Div I Games:

Loyola Maryland

Loss, Non-Conf, S Site, H Home A Away N Neutral

## Maine

Through Games Of Jan. 21, 2020

Average RPI Win:	275	WON-LOST	WINNING	LAST 10	STRENGTH OF	OPP. STRENGTH	TEAM	ADJ.	CONF.	ADJ CONF.
Average RPI Loss:	126	RECORD	PCT. RANK	GAMES	SCHEDULE	OF SCHEDULE	RPI	RPI	RPI	RPI
DIV. I ONLY	6- 13	265	4-6	139	227	252	252	28	28	
DIV. I NON-CONF.	3- 10	282	1-3	99	142	244	244	27	27	
TOTALS	RPI 1-25	RPI 26-50	W-L RECORDS	RPI 51-100	RPI 101-150	RPI 150+				
6- 13	0- 1	0- 2	OVERALL	0- 2	0- 3	6- 5				
5- 3	0- 0	0- 0	HOME	0- 0	0- 2	5- 1				
1- 7	0- 1	0- 0	AWAY	0- 1	0- 1	1- 4				
0- 3	0- 0	0- 2	NEUTRAL	0- 1	0- 0	0- 0				
3- 10	0- 1	0- 2	NON-CONFERENCE	0- 2	0- 2	3- 3				
2- 3	0- 0	0- 0	HOME	0- 0	0- 2	2- 1				
1- 4	0- 1	0- 0	AWAY	0- 1	0- 0	1- 2				
0- 3	0- 0	0- 2	NEUTRAL	0- 1	0- 0	0- 0				
3- 3	0- 0	0- 0	CONFERENCE	0- 0	0- 1	3- 2				
3- 0	0- 0	0- 0	HOME	0- 0	0- 0	3- 0				
0- 3	0- 0	0- 0	AWAY	0- 0	0- 1	0- 2				
0- 0	0- 0	0- 0	NEUTRAL	0- 0	0- 0	0- 0				

RPI 1-25				RPI 26-50				RPI 51-100				RPI 101+ Team's RPI: 252			
RPI	S	Opponent	Score	RPI	S	Opponent	Score	RPI	S	Opponent	Score	RPI	S	Opponent	Score
15	A	NC State	34 62	27	N	Arizona St.	31 57	90	A	Drexel	57 70	101	A	Stony Brook	69 73
				38	N	Drake	62 94	91	N	Dayton	49 78	137	H	Northeastern	58 66
												146	H	Harvard	40 69
												152	A	Dartmouth	41 57
												185	H	Green Bay	61 60
												196	H	Boston U.	49 62
												199	A	Binghamton	63 73
												223	A	UMass Lowell	57 66
												228	A	Brown	70 76
												253	A	Delaware	69 56
												274	H	Navy	46 41
												280	H	New Hampshire	67 50
												320	H	Albany (NY)	60 49
												335	H	Hartford	87 73
LAST 10 Division I															
199	A	Binghamton	63 73	335	H	Hartford	87 73								
223	A	UMass Lowell	57 66	90	A	Drexel	57 70								
320	H	Albany (NY)	60 49	137	H	Northeastern	58 66								
280	H	New Hampshire	67 50	185	H	Green Bay	61 60								
101	A	Stony Brook	69 73	152	A	Dartmouth	41 57								

Non-Div I Games: Husson 104 43

Maine

■ Loss, 
 ■ Non-Conf, 
 ■ S Site, 
 ■ H Home 
 ■ A Away 
 N Neutral

Average RPI Win:	278	WON-LOST	WINNING	LAST 10	STRENGTH OF	OPP. STRENGTH	TEAM	ADJ.	CONF.	ADJ CONF.
Average RPI Loss:	140	RECORD	PCT. RANK	GAMES	SCHEDULE	OF SCHEDULE	RPI	RPI	RPI	RPI
DIV. I ONLY	7- 9	207	5-5	201	310	213	213	24	24	
DIV. I NON-CONF.	3- 6	235	1-2	55	307	180	180	25	25	
TOTALS	RPI 1-25	RPI 26-50	W-L RECORDS	RPI 51-100	RPI 101-150	RPI 150+				
7- 9	0- 0	0- 1	OVERALL	0- 2	0- 3	7- 3				
4- 3	0- 0	0- 0	HOME	0- 1	0- 2	4- 0				
3- 6	0- 0	0- 1	AWAY	0- 1	0- 1	3- 3				
0- 0	0- 0	0- 0	NEUTRAL	0- 0	0- 0	0- 0				
3- 6	0- 0	0- 1	NON-CONFERENCE	0- 1	0- 3	3- 1				
2- 2	0- 0	0- 0	HOME	0- 0	0- 2	2- 0				
1- 4	0- 0	0- 1	AWAY	0- 1	0- 1	1- 1				
0- 0	0- 0	0- 0	NEUTRAL	0- 0	0- 0	0- 0				
4- 3	0- 0	0- 0	CONFERENCE	0- 1	0- 0	4- 2				
2- 1	0- 0	0- 0	HOME	0- 1	0- 0	2- 0				
2- 2	0- 0	0- 0	AWAY	0- 0	0- 0	2- 2				
0- 0	0- 0	0- 0	NEUTRAL	0- 0	0- 0	0- 0				

RPI 1-25				RPI 26-50				RPI 51-100				RPI 101+				Team's RPI: 213	
RPI	S	Opponent	Score	RPI	S	Opponent	Score	RPI	S	Opponent	Score	RPI	S	Opponent	Score		
				47	A	Nebraska	51 71	77	H	Marist	66 71	101	A	Stony Brook	54 59		
								89	A	Villanova	51 63	105	H	Duquesne	65 76		
												114	H	Fordham	45 51		
												152	H	Dartmouth	70 58		
												204	A	Quinnipiac	58 70		
												216	H	Niagara	68 65		
												238	A	Lafayette	53 60		
												263	H	Army West Point	86 56		
												286	A	Monmouth	60 62		
												308	A	Siena	80 50		
												330	H	Canisius	68 50		
												336	A	Fairleigh Dickinson	62 61		
												338	A	Saint Peter's	85 52		
LAST 10 Division I																	
				77	H	Marist	66 71	330	H	Canisius	68 50						
				308	A	Siena	80 50	47	A	Nebraska	51 71						
				204	A	Quinnipiac	58 70	286	A	Monmouth	60 62						
				338	A	Saint Peter's	85 52	263	H	Army West Point	86 56						
				216	H	Niagara	68 65	114	H	Fordham	45 51						

Non-Div I Games:

Manhattan

■ Loss, 
■ Non-Conf, 
■ S Site, 
■ H Home 
■ A Away 
N Neutral

Average RPI Win:	220	WON-LOST	WINNING	LAST 10	STRENGTH OF	OPP. STRENGTH	TEAM	ADJ.	CONF.	ADJ CONF.
Average RPI Loss:	43	RECORD	PCT. RANK	GAMES	SCHEDULE	OF SCHEDULE	RPI	RPI	RPI	RPI
DIV. I ONLY	12- 3	35	7-3	193	197	77	77	24	24	
DIV. I NON-CONF.	7- 2	56	2-2	96	69	46	46	25	25	
TOTALS	RPI 1-25	RPI 26-50	W-L RECORDS	RPI 51-100	RPI 101-150	RPI 150+				
12- 3	0- 2	0- 0	OVERALL	1- 1	2- 0	9- 0				
5- 2	0- 1	0- 0	HOME	0- 1	1- 0	4- 0				
5- 1	0- 1	0- 0	AWAY	0- 0	1- 0	4- 0				
2- 0	0- 0	0- 0	NEUTRAL	1- 0	0- 0	1- 0				
7- 2	0- 2	0- 0	NON-CONFERENCE	1- 0	2- 0	4- 0				
3- 1	0- 1	0- 0	HOME	0- 0	1- 0	2- 0				
2- 1	0- 1	0- 0	AWAY	0- 0	1- 0	1- 0				
2- 0	0- 0	0- 0	NEUTRAL	1- 0	0- 0	1- 0				
5- 1	0- 0	0- 0	CONFERENCE	0- 1	0- 0	5- 0				
2- 1	0- 0	0- 0	HOME	0- 1	0- 0	2- 0				
3- 0	0- 0	0- 0	AWAY	0- 0	0- 0	3- 0				
0- 0	0- 0	0- 0	NEUTRAL	0- 0	0- 0	0- 0				

RPI 1-25				RPI 26-50				RPI 51-100 Team's RPI: 77				RPI 101+			
RPI	S	Opponent	Score	RPI	S	Opponent	Score	RPI	S	Opponent	Score	RPI	S	Opponent	Score
21	H	Princeton	50 62					85	H	Rider	72 76	107	H	Elon	63 55
23	A	Central Mich.	54 77					87	N	North Florida	69 54	116	A	UT Arlington	73 57
												185	H	Green Bay	72 60
												196	A	Boston U.	89 75
												213	A	Manhattan	71 66
												216	A	Niagara	94 67
												251	N	Lipscomb	74 63
												286	H	Monmouth	76 66
												320	H	Albany (NY)	76 52
												330	A	Canisius	90 59
												338	H	Saint Peter's	96 76
LAST 10 Division I															
213	A	Manhattan	71 66	286	H	Monmouth	76 66								
85	H	Rider	72 76	116	A	UT Arlington	73 57								
216	A	Niagara	94 67	185	H	Green Bay	72 60								
330	A	Canisius	90 59	21	H	Princeton	50 62								
338	H	Saint Peter's	96 76	23	A	Central Mich.	54 77								

Non-Div I Games:

Marist

■ Loss, 
 ■ Non-Conf, 
 S Site, 
 ■ Home 
 ■ Away 
 N Neutral

Average RPI Win:	161	WON-LOST	WINNING	LAST 10	STRENGTH OF	OPP. STRENGTH	TEAM	ADJ.	CONF.	ADJ CONF.
Average RPI Loss:	36	RECORD	PCT. RANK	GAMES	SCHEDULE	OF SCHEDULE	RPI	RPI	RPI	RPI
DIV. I ONLY	13- 5	62	7-3	64	39	39	39	6	6	
DIV. I NON-CONF.	9- 2	39	3-0	95	85	48	48	6	6	
TOTALS	RPI 1-25	RPI 26-50	W-L RECORDS	RPI 51-100	RPI 101-150	RPI 150+				
13- 5	0- 4	1- 0	OVERALL	4- 0	1- 1	7- 0				
6- 2	0- 2	1- 0	HOME	3- 0	0- 0	2- 0				
6- 3	0- 2	0- 0	AWAY	1- 0	1- 1	4- 0				
1- 0	0- 0	0- 0	NEUTRAL	0- 0	0- 0	1- 0				
9- 2	0- 2	0- 0	NON-CONFERENCE	3- 0	0- 0	6- 0				
4- 2	0- 2	0- 0	HOME	2- 0	0- 0	2- 0				
4- 0	0- 0	0- 0	AWAY	1- 0	0- 0	3- 0				
1- 0	0- 0	0- 0	NEUTRAL	0- 0	0- 0	1- 0				
4- 3	0- 2	1- 0	CONFERENCE	1- 0	1- 1	1- 0				
2- 0	0- 0	1- 0	HOME	1- 0	0- 0	0- 0				
2- 3	0- 2	0- 0	AWAY	0- 0	1- 1	1- 0				
0- 0	0- 0	0- 0	NEUTRAL	0- 0	0- 0	0- 0				

RPI 1-25				RPI 26-50				Team's RPI: 39				RPI 51-100				RPI 101+			
RPI	S	Opponent	Score	RPI	S	Opponent	Score	RPI	S	Opponent	Score	RPI	S	Opponent	Score	RPI	S	Opponent	Score
13	A	DePaul	71 89	46	H	St. John's (NY)	94 85	59	H	Seton Hall	81 60	110	A	Providence	60 50				
14	H	Mississippi St.	68 74					78	H	Illinois St.	58 41	113	A	Butler	55 61				
17	H	Northwestern	56 64					83	A	South Dakota St.	65 58	169	A	Saint Mary's (CA)	77 63				
22	A	Creighton	62 72					84	H	Belmont	53 51	185	A	Green Bay	60 47				
												208	N	Tulsa	61 60				
												218	A	Xavier	80 60				
												267	H	Morgan St.	70 48				
												285	A	Milwaukee	78 56				
												305	H	St. Francis Brooklyn	92 71				
LAST 10 Division I																			
218	A	Xavier	80 60	22	A	Creighton	62 72	13	A	DePaul	71 89								
113	A	Butler	55 61	84	H	Belmont	53 51	83	A	South Dakota St.	65 58								
59	H	Seton Hall	81 60	285	A	Milwaukee	78 56												
46	H	St. John's (NY)	94 85																
110	A	Providence	60 50																

Non-Div I Games:

Marquette

■ Loss, 
■ Non-Conf, 
■ S Site, 
■ H Home 
■ A Away 
N Neutral

## Marshall

Through Games Of Jan. 21, 2020

Average RPI Win:	238	WON-LOST	WINNING	LAST 10	STRENGTH OF	OPP. STRENGTH	TEAM	ADJ.	CONF.	ADJ CONF.
Average RPI Loss:	137	RECORD	PCT. RANK	GAMES	SCHEDULE	OF SCHEDULE	RPI	RPI	RPI	RPI
DIV. I ONLY	5- 10	260	3-7	231	120	247	247	13	13	
DIV. I NON-CONF.	3- 6	235	1-3	336	171	324	324	14	14	
TOTALS	RPI 1-25	RPI 26-50	W-L RECORDS	RPI 51-100	RPI 101-150	RPI 150+				
5- 10	0- 0	0- 2	OVERALL	0- 3	0- 1	5- 4				
3- 3	0- 0	0- 0	HOME	0- 1	0- 0	3- 2				
2- 7	0- 0	0- 2	AWAY	0- 2	0- 1	2- 2				
0- 0	0- 0	0- 0	NEUTRAL	0- 0	0- 0	0- 0				
3- 6	0- 0	0- 1	NON-CONFERENCE	0- 1	0- 0	3- 4				
2- 2	0- 0	0- 0	HOME	0- 0	0- 0	2- 2				
1- 4	0- 0	0- 1	AWAY	0- 1	0- 0	1- 2				
0- 0	0- 0	0- 0	NEUTRAL	0- 0	0- 0	0- 0				
2- 4	0- 0	0- 1	CONFERENCE	0- 2	0- 1	2- 0				
1- 1	0- 0	0- 0	HOME	0- 1	0- 0	1- 0				
1- 3	0- 0	0- 1	AWAY	0- 1	0- 1	1- 0				
0- 0	0- 0	0- 0	NEUTRAL	0- 0	0- 0	0- 0				

RPI 1-25				RPI 26-50				RPI 51-100				RPI 101+				Team's RPI: 247	
RPI	S	Opponent	Score	RPI	S	Opponent	Score	RPI	S	Opponent	Score	RPI	S	Opponent	Score		
				35	A	Rutgers	41 66	54	H	Middle Tenn.	55 75	125	A	Rice	43 81		
				36	A	Old Dominion	46 57	62	A	Charlotte	46 52	157	H	UAB	61 56		
								76	A	Ohio	51 67	173	H	Norfolk St.	75 69		
												176	A	Towson	56 59		
												214	H	Bowling Green	69 82		
												248	A	North Texas	68 59		
												267	H	Morgan St.	52 57		
												269	A	Indiana St.	72 60		
												326	A	Evansville	62 66		
												343	H	Coppin St.	60 47		
LAST 10 Division I																	
				36	A	Old Dominion	46 57	125	A	Rice	43 81						
				62	A	Charlotte	46 52	176	A	Towson	56 59						
				157	H	UAB	61 56	35	A	Rutgers	41 66						
				54	H	Middle Tenn.	55 75	214	H	Bowling Green	69 82						
				248	A	North Texas	68 59	269	A	Indiana St.	72 60						

Non-Div I Games: Alderson Broadus 85 41 Ky. Christian 89 40

Marshall

■ Loss, 
 ■ Non-Conf, 
 ■ S Site, 
 ■ H Home 
 ■ A Away 
 N Neutral

Maryland

Through Games Of Jan. 21, 2020

Average RPI Win:	140	WON-LOST	WINNING	LAST 10	STRENGTH OF	OPP. STRENGTH	TEAM	ADJ.	CONF.	ADJ CONF.
Average RPI Loss:	10	RECORD	PCT. RANK	GAMES	SCHEDULE	OF SCHEDULE	RPI	RPI	RPI	RPI
DIV. I ONLY	14- 4	39	7-3	12	11	16	16	2	2	
DIV. I NON-CONF.	9- 2	39	2-1	114	64	43	43	2	2	
TOTALS	RPI 1-25	RPI 26-50	W-L RECORDS	RPI 51-100	RPI 101-150	RPI 150+				
14- 4	1- 4	3- 0	OVERALL	3- 0	1- 0	6- 0				
9- 1	1- 1	2- 0	HOME	1- 0	1- 0	4- 0				
3- 3	0- 3	1- 0	AWAY	1- 0	0- 0	1- 0				
2- 0	0- 0	0- 0	NEUTRAL	1- 0	0- 0	1- 0				
9- 2	0- 2	1- 0	NON-CONFERENCE	1- 0	1- 0	6- 0				
5- 1	0- 1	0- 0	HOME	0- 0	1- 0	4- 0				
2- 1	0- 1	1- 0	AWAY	0- 0	0- 0	1- 0				
2- 0	0- 0	0- 0	NEUTRAL	1- 0	0- 0	1- 0				
5- 2	1- 2	2- 0	CONFERENCE	2- 0	0- 0	0- 0				
4- 0	1- 0	2- 0	HOME	1- 0	0- 0	0- 0				
1- 2	0- 2	0- 0	AWAY	1- 0	0- 0	0- 0				
0- 0	0- 0	0- 0	NEUTRAL	0- 0	0- 0	0- 0				

RPI	S	Opponent	Score	RPI	S	Opponent	Score	RPI	S	Opponent	Score	RPI	S	Opponent	Score
2	H	South Carolina	54 63	29	H	Ohio St.	72 62	52	A	Michigan	77 49	140	H	George Washington	88 54
6	A	Iowa	61 66	40	A	James Madison	70 68	52	H	Michigan	70 55	175	N	Clemson	63 44
12	H	Indiana	76 62	47	H	Nebraska	87 69	84	N	Belmont	90 26	204	H	Quinnipiac	107 52
15	A	NC State	59 66									253	H	Delaware	99 55
17	A	Northwestern	58 81									270	H	Wagner	119 56
												278	H	Loyola Maryland	105 45
												318	A	Georgia St.	114 41
LAST 10 Division I															
12	H	Indiana	76 62	17	A	Northwestern	58 81	52	H	Michigan	70 55				
47	H	Nebraska	87 69					318	A	Georgia St.	114 41				
52	A	Michigan	77 49					278	H	Loyola Maryland	105 45				
6	A	Iowa	61 66					15	A	NC State	59 66				
29	H	Ohio St.	72 62												

Non-Div I Games:

Maryland

Loss, Non-Conf, S Site, H Home A Away N Neutral

Massachusetts

Through Games Of Jan. 21, 2020

Average RPI Win:	226	WON-LOST	WINNING	LAST 10	STRENGTH OF	OPP. STRENGTH	TEAM	ADJ.	CONF.	ADJ CONF.
Average RPI Loss:	116	RECORD	PCT. RANK	GAMES	SCHEDULE	OF SCHEDULE	RPI	RPI	RPI	RPI
DIV. I ONLY	13- 4	44	9-1	275	170	118	118	12	12	
DIV. I NON-CONF.	9- 3	64	5-0	290	231	145	145	12	12	
TOTALS	RPI 1-25	RPI 26-50	W-L RECORDS	RPI 51-100	RPI 101-150	RPI 150+				
13- 4	0- 0	0- 1	OVERALL	0- 0	2- 2	11- 1				
7- 2	0- 0	0- 0	HOME	0- 0	1- 1	6- 1				
6- 2	0- 0	0- 1	AWAY	0- 0	1- 1	5- 0				
0- 0	0- 0	0- 0	NEUTRAL	0- 0	0- 0	0- 0				
9- 3	0- 0	0- 1	NON-CONFERENCE	0- 0	1- 1	8- 1				
5- 2	0- 0	0- 0	HOME	0- 0	1- 1	4- 1				
4- 1	0- 0	0- 1	AWAY	0- 0	0- 0	4- 0				
0- 0	0- 0	0- 0	NEUTRAL	0- 0	0- 0	0- 0				
4- 1	0- 0	0- 0	CONFERENCE	0- 0	1- 1	3- 0				
2- 0	0- 0	0- 0	HOME	0- 0	0- 0	2- 0				
2- 1	0- 0	0- 0	AWAY	0- 0	1- 1	1- 0				
0- 0	0- 0	0- 0	NEUTRAL	0- 0	0- 0	0- 0				

RPI S	Opponent	Score	RPI S	Opponent	Score	RPI S	Opponent	Score	RPI S	Opponent	Score	Team's RPI: 118
46	A St. John's (NY)	71 82							105	A Duquesne	81 77	
									110	H Providence	63 72	
									133	H Holy Cross	75 72	
									145	A Rhode Island	66 69	
									164	H Merrimack	64 79	
									184	H Saint Joseph's	61 43	
									196	A Boston U.	58 45	
									202	H La Salle	76 62	
									207	A Iona	65 51	
									223	A UMass Lowell	74 58	
									228	H Brown	95 42	
									255	A Vermont	83 49	
									280	H New Hampshire	67 65	
									281	A St. Bonaventure	62 52	
									308	H Siena	61 55	
									335	H Hartford	74 48	
LAST 10 Division I												
			145	A Rhode Island	66 69	207	A Iona	65 51				
			202	H La Salle	76 62	308	H Siena	61 55				
			184	H Saint Joseph's	61 43	196	A Boston U.	58 45				
			281	A St. Bonaventure	62 52	133	H Holy Cross	75 72				
			105	A Duquesne	81 77	280	H New Hampshire	67 65				

Non-Div I Games: Southern Conn. St. 86 43

Massachusetts

Loss, Non-Conf, S Site, H Home A Away N Neutral



**M  
C  
N  
e  
e  
s  
e**

M  
C  
N  
e  
e  
s  
e

McNeese

Page 161

Average RPI Win:	214	WON-LOST	WINNING	LAST 10	STRENGTH OF	OPP. STRENGTH	TEAM	ADJ.	CONF.	ADJ CONF.
Average RPI Loss:	137	RECORD	PCT. RANK	GAMES	SCHEDULE	OF SCHEDULE	RPI	RPI	RPI	RPI
DIV. I ONLY	10- 8	149	6-4	164	186	165	165	9	9	
DIV. I NON-CONF.	9- 4	84	5-0	242	276	140	140	9	9	
TOTALS	RPI 1-25	RPI 26-50	W-L RECORDS	RPI 51-100	RPI 101-150	RPI 150+				
10- 8	0- 2	0- 0	OVERALL	1- 0	0- 3	9- 3				
6- 4	0- 1	0- 0	HOME	0- 0	0- 2	6- 1				
3- 3	0- 0	0- 0	AWAY	1- 0	0- 1	2- 2				
1- 1	0- 1	0- 0	NEUTRAL	0- 0	0- 0	1- 0				
9- 4	0- 1	0- 0	NON-CONFERENCE	1- 0	0- 1	8- 2				
5- 2	0- 0	0- 0	HOME	0- 0	0- 1	5- 1				
3- 1	0- 0	0- 0	AWAY	1- 0	0- 0	2- 1				
1- 1	0- 1	0- 0	NEUTRAL	0- 0	0- 0	1- 0				
1- 4	0- 1	0- 0	CONFERENCE	0- 0	0- 2	1- 1				
1- 2	0- 1	0- 0	HOME	0- 0	0- 1	1- 0				
0- 2	0- 0	0- 0	AWAY	0- 0	0- 1	0- 1				
0- 0	0- 0	0- 0	NEUTRAL	0- 0	0- 0	0- 0				

RPI 1-25				RPI 26-50				RPI 51-100				RPI 101+ Team's RPI: 165			
RPI	S	Opponent	Score	RPI	S	Opponent	Score	RPI	S	Opponent	Score	RPI	S	Opponent	Score
4	H	UConn	56 68					66	A	Southern Ill.	70 66	123	H	Cincinnati	66 73
25	N	LSU	58 89									126	A	Tulane	55 59
												140	H	George Washington	63 64
												157	H	UAB	77 52
												158	A	Houston	65 75
												160	A	Toledo	83 76
												178	N	Kansas St.	72 68
												201	A	Little Rock	68 50
												211	H	SMU	57 52
												234	H	Arkansas St.	78 50
												259	A	Louisiana Tech	74 83
												260	H	Eastern Ky.	60 63
												275	H	Alabama A&M	79 71
												311	H	Alcorn	57 51
												351	H	Mississippi Val.	91 54
LAST 10 Division I															
211	H	SMU	57 52	275	H	Alabama A&M	79 71								
4	H	UConn	56 68	351	H	Mississippi Val.	91 54								
126	A	Tulane	55 59	201	A	Little Rock	68 50								
123	H	Cincinnati	66 73	234	H	Arkansas St.	78 50								
158	A	Houston	65 75	157	H	UAB	77 52								

Non-Div I Games:

Memphis

■ Loss, 
 ■ Non-Conf, 
 ■ S Site, 
 ■ H Home 
 ■ A Away 
 N Neutral

Mercer

Through Games Of Jan. 21, 2020

Average RPI Win: <b>322</b>	WON-LOST	WINNING	LAST 10	STRENGTH OF	OPP. STRENGTH	TEAM	ADJ.	CONF.	ADJ CONF.
Average RPI Loss: <b>168</b>	RECORD	PCT. RANK	GAMES	SCHEDULE	OF SCHEDULE	RPI	RPI	RPI	RPI
DIV. I ONLY	2- 15	336	1-9	236	247	323	323	23	23
DIV. I NON-CONF.	2- 12	318	1-6	223	254	317	317	20	20
TOTALS	RPI 1-25	RPI 26-50	W-L RECORDS	RPI 51-100	RPI 101-150	RPI 150+			
2- 15	0- 0	0- 2	OVERALL	0- 2	0- 2	2- 9			
1- 5	0- 0	0- 1	HOME	0- 0	0- 0	1- 4			
1- 10	0- 0	0- 1	AWAY	0- 2	0- 2	1- 5			
0- 0	0- 0	0- 0	NEUTRAL	0- 0	0- 0	0- 0			
2- 12	0- 0	0- 2	NON-CONFERENCE	0- 2	0- 1	2- 7			
1- 5	0- 0	0- 1	HOME	0- 0	0- 0	1- 4			
1- 7	0- 0	0- 1	AWAY	0- 2	0- 1	1- 3			
0- 0	0- 0	0- 0	NEUTRAL	0- 0	0- 0	0- 0			
0- 3	0- 0	0- 0	CONFERENCE	0- 0	0- 1	0- 2			
0- 0	0- 0	0- 0	HOME	0- 0	0- 0	0- 0			
0- 3	0- 0	0- 0	AWAY	0- 0	0- 1	0- 2			
0- 0	0- 0	0- 0	NEUTRAL	0- 0	0- 0	0- 0			

RPI S	Opponent	Score	RPI S	Opponent	Score	RPI S	Opponent	Score	RPI S	Opponent	Score
33	H Western Ky.	62 75	45	A Yale	60 68	67	A Alabama	56 111	139	A Florida	50 71
						86	A Georgia	60 76	148	A Furman	49 62
									153	A Columbia	48 77
									163	A Samford	64 72
									175	H Clemson	61 65
									219	H Gardner-Webb	62 65
									227	A Kennesaw St.	64 92
									236	H Jacksonville	83 87
									260	H Eastern Ky.	60 61
									268	A Appalachian St.	68 77
									294	H Ga. Southern	62 52
									296	A Wofford	49 77
									349	A South Carolina St.	66 55
LAST 10 Division I											
163	A Samford	64 72	236	H Jacksonville	83 87						
296	A Wofford	49 77	219	H Gardner-Webb	62 65						
148	A Furman	49 62	139	A Florida	50 71						
153	A Columbia	48 77	175	H Clemson	61 65						
45	A Yale	60 68	294	H Ga. Southern	62 52						

Non-Div I Games: LaGrange 74 47

Mercer

Loss, Non-Conf, S Site, H Home A Away N Neutral

Average RPI Win:	245	WON-LOST	WINNING	LAST 10	STRENGTH OF	OPP. STRENGTH	TEAM	ADJ.	CONF.	ADJ CONF.
Average RPI Loss:	151	RECORD	PCT. RANK	GAMES	SCHEDULE	OF SCHEDULE	RPI	RPI	RPI	RPI
DIV. I ONLY	9- 7	140	6-4	210	318	164	164	29	29	
DIV. I NON-CONF.	5- 4	140	2-1	86	318	108	108	30	30	
TOTALS	RPI 1-25	RPI 26-50	W-L RECORDS	RPI 51-100	RPI 101-150	RPI 150+				
9- 7	0- 0	0- 0	OVERALL	0- 1	1- 4	8- 2				
5- 2	0- 0	0- 0	HOME	0- 1	0- 1	5- 0				
4- 5	0- 0	0- 0	AWAY	0- 0	1- 3	3- 2				
0- 0	0- 0	0- 0	NEUTRAL	0- 0	0- 0	0- 0				
5- 4	0- 0	0- 0	NON-CONFERENCE	0- 1	1- 2	4- 1				
3- 1	0- 0	0- 0	HOME	0- 1	0- 0	3- 0				
2- 3	0- 0	0- 0	AWAY	0- 0	1- 2	1- 1				
0- 0	0- 0	0- 0	NEUTRAL	0- 0	0- 0	0- 0				
4- 3	0- 0	0- 0	CONFERENCE	0- 0	0- 2	4- 1				
2- 1	0- 0	0- 0	HOME	0- 0	0- 1	2- 0				
2- 2	0- 0	0- 0	AWAY	0- 0	0- 1	2- 1				
0- 0	0- 0	0- 0	NEUTRAL	0- 0	0- 0	0- 0				

RPI 1-25			RPI 26-50			RPI 51-100			RPI 101+			Team's RPI: 164
RPI	S	Opponent	Score	RPI	S	Opponent	Score	RPI	S	Opponent	Score	
						100	H Lehigh	68	72	118	A Massachusetts	79 64
										131	A Robert Morris	50 72
										131	H Robert Morris	62 68
										133	A Holy Cross	42 68
										136	A Illinois	72 75
										152	A Dartmouth	52 57
										212	H Mt. St. Mary's	76 55
										223	H UMass Lowell	73 50
										226	A Saint Francis (PA)	71 56
										228	A Brown	72 57
										255	H Vermont	78 53
										271	A Sacred Heart	60 63
										280	H New Hampshire	64 54
										319	H Bryant	78 66
										345	A Central Conn. St.	65 56
LAST 10 Division I												
226	A	Saint Francis (PA)	71 56	131	H	Robert Morris	62 68					
131	A	Robert Morris	50 72	271	A	Sacred Heart	60 63					
212	H	Mt. St. Mary's	76 55	255	H	Vermont	78 53					
345	A	Central Conn. St.	65 56	223	H	UMass Lowell	73 50					
319	H	Bryant	78 66	136	A	Illinois	72 75					

Non-Div I Games: Eastern Nazarene 82 50 Fisher 81 42

Merrimack

Loss, Non-Conf, S Site, H Home A Away N Neutral

Average RPI Win:	130	WON-LOST	WINNING	LAST 10	STRENGTH OF	OPP. STRENGTH	TEAM	ADJ.	CONF.	ADJ CONF.
Average RPI Loss:	36	RECORD	PCT. RANK	GAMES	SCHEDULE	OF SCHEDULE	RPI	RPI	RPI	RPI
DIV. I ONLY	10- 8	149	5-5	4	44	53	53	5	5	
DIV. I NON-CONF.	8- 3	68	3-0	6	86	27	27	3	3	
TOTALS	RPI 1-25	RPI 26-50	W-L RECORDS	RPI 51-100	RPI 101-150	RPI 150+				
10- 8	0- 5	0- 1	OVERALL	5- 1	1- 1	4- 0				
9- 4	0- 4	0- 0	HOME	5- 0	0- 0	4- 0				
0- 4	0- 1	0- 1	AWAY	0- 1	0- 1	0- 0				
1- 0	0- 0	0- 0	NEUTRAL	0- 0	1- 0	0- 0				
8- 3	0- 3	0- 0	NON-CONFERENCE	3- 0	1- 0	4- 0				
7- 2	0- 2	0- 0	HOME	3- 0	0- 0	4- 0				
0- 1	0- 1	0- 0	AWAY	0- 0	0- 0	0- 0				
1- 0	0- 0	0- 0	NEUTRAL	0- 0	1- 0	0- 0				
2- 5	0- 2	0- 1	CONFERENCE	2- 1	0- 1	0- 0				
2- 2	0- 2	0- 0	HOME	2- 0	0- 0	0- 0				
0- 3	0- 0	0- 1	AWAY	0- 1	0- 1	0- 0				
0- 0	0- 0	0- 0	NEUTRAL	0- 0	0- 0	0- 0				

RPI 1-25				RPI 26-50				RPI 51-100 Team's RPI: 53				RPI 101+			
RPI	S	Opponent	Score	RPI	S	Opponent	Score	RPI	S	Opponent	Score	RPI	S	Opponent	Score
1	H	Louisville	41 87	41	A	Georgia Tech	54 61	56	H	IUPUI	74 65	115	A	Notre Dame	53 76
10	H	Oregon St.	53 75					60	H	Wake Forest	59 56	128	N	N.C. A&T	68 67
12	H	Indiana	45 58					73	H	Washington St.	74 68	167	H	Jackson St.	83 68
13	A	DePaul	83 89					74	A	North Carolina	58 78	188	H	Miami (OH)	80 62
19	H	Florida St.	62 73					87	H	North Florida	78 55	199	H	Binghamton	79 56
								93	H	Syracuse	77 62	245	H	UNC Asheville	75 46
LAST 10 Division I															
115	A	Notre Dame	53 76	41	A	Georgia Tech	54 61	60	H	Wake Forest	59 56				
74	A	North Carolina	58 78					73	H	Washington St.	74 68				
93	H	Syracuse	77 62					245	H	UNC Asheville	75 46				
1	H	Louisville	41 87					199	H	Binghamton	79 56				
19	H	Florida St.	62 73												

Non-Div I Games:

Miami (FL)

■ Loss, 
 ■ Non-Conf, S Site, 
 ■ Home 
 ■ Away 
 N Neutral

Average RPI Win:	280	WON-LOST	WINNING	LAST 10	STRENGTH OF	OPP. STRENGTH	TEAM	ADJ.	CONF.	ADJ CONF.
Average RPI Loss:	83	RECORD	PCT. RANK	GAMES	SCHEDULE	OF SCHEDULE	RPI	RPI	RPI	RPI
DIV. I ONLY	7- 9	207	3-7	212	118	188	188	10	10	
DIV. I NON-CONF.	6- 5	151	2-3	270	180	150	150	10	10	
TOTALS	RPI 1-25	RPI 26-50	W-L RECORDS	RPI 51-100	RPI 101-150	RPI 150+				
7- 9	0- 2	0- 0	OVERALL	0- 3	0- 3	7- 1				
3- 2	0- 0	0- 0	HOME	0- 1	0- 1	3- 0				
3- 6	0- 2	0- 0	AWAY	0- 2	0- 1	3- 1				
1- 1	0- 0	0- 0	NEUTRAL	0- 0	0- 1	1- 0				
6- 5	0- 1	0- 0	NON-CONFERENCE	0- 2	0- 2	6- 0				
2- 0	0- 0	0- 0	HOME	0- 0	0- 0	2- 0				
3- 4	0- 1	0- 0	AWAY	0- 2	0- 1	3- 0				
1- 1	0- 0	0- 0	NEUTRAL	0- 0	0- 1	1- 0				
1- 4	0- 1	0- 0	CONFERENCE	0- 1	0- 1	1- 1				
1- 2	0- 0	0- 0	HOME	0- 1	0- 1	1- 0				
0- 2	0- 1	0- 0	AWAY	0- 0	0- 0	0- 1				
0- 0	0- 0	0- 0	NEUTRAL	0- 0	0- 0	0- 0				

RPI	S	Opponent	Score	RPI	S	Opponent	Score	RPI	S	Opponent	Score	RPI	S	Opponent	Score	Team's RPI: 188
13	A	DePaul	79 98					53	A	Miami (FL)	62 80	104	H	Kent St.	75 78	
23	A	Central Mich.	70 76					72	A	Bradley	68 79	108	N	Liberty	53 65	
								79	H	Buffalo	72 86	123	A	Cincinnati	68 98	
												174	A	Eastern Mich.	53 80	
												191	H	Northern Ill.	66 64	
												246	A	South Alabama	76 73	
												260	A	Eastern Ky.	75 57	
												299	N	Prairie View	65 52	
												300	A	Pittsburgh	80 71	
												326	H	Evansville	72 64	
												341	H	UIC	85 35	
LAST 10 Division I																
104	H	Kent St.	75 78	326	H	Evansville	72 64									
174	A	Eastern Mich.	53 80	300	A	Pittsburgh	80 71									
23	A	Central Mich.	70 76	123	A	Cincinnati	68 98									
191	H	Northern Ill.	66 64	53	A	Miami (FL)	62 80									
79	H	Buffalo	72 86	108	N	Liberty	53 65									

Non-Div I Games: Tiffin 83 51

Miami (OH)

Loss, Non-Conf, S Site, H Home A Away N Neutral

## Michigan

Through Games Of Jan. 21, 2020

Average RPI Win:	164	WON-LOST	WINNING	LAST 10	STRENGTH OF	OPP. STRENGTH	TEAM	ADJ.	CONF.	ADJ CONF.
Average RPI Loss:	40	RECORD	PCT. RANK	GAMES	SCHEDULE	OF SCHEDULE	RPI	RPI	RPI	RPI
DIV. I ONLY	12- 6	72	5-5	51	56	52	52	2	2	
DIV. I NON-CONF.	9- 2	39	2-1	100	137	53	53	2	2	
TOTALS	RPI 1-25	RPI 26-50	W-L RECORDS	RPI 51-100	RPI 101-150	RPI 150+				
12- 6	0- 3	0- 2	OVERALL	3- 0	3- 1	6- 0				
8- 2	0- 1	0- 0	HOME	3- 0	1- 1	4- 0				
3- 3	0- 1	0- 2	AWAY	0- 0	1- 0	2- 0				
1- 1	0- 1	0- 0	NEUTRAL	0- 0	1- 0	0- 0				
9- 2	0- 1	0- 0	NON-CONFERENCE	2- 0	2- 1	5- 0				
6- 1	0- 0	0- 0	HOME	2- 0	1- 1	3- 0				
2- 0	0- 0	0- 0	AWAY	0- 0	0- 0	2- 0				
1- 1	0- 1	0- 0	NEUTRAL	0- 0	1- 0	0- 0				
3- 4	0- 2	0- 2	CONFERENCE	1- 0	1- 0	1- 0				
2- 1	0- 1	0- 0	HOME	1- 0	0- 0	1- 0				
1- 3	0- 1	0- 2	AWAY	0- 0	1- 0	0- 0				
0- 0	0- 0	0- 0	NEUTRAL	0- 0	0- 0	0- 0				

RPI 1-25				RPI 26-50				RPI 51-100 Team's RPI: 52				RPI 101+			
RPI	S	Opponent	Score	RPI	S	Opponent	Score	RPI	S	Opponent	Score	RPI	S	Opponent	Score
16	A	Maryland	55 70	29	A	Ohio St.	69 78	72	H	Bradley	77 57	104	N	Kent St.	88 53
16	H	Maryland	49 77	47	A	Nebraska	71 74	75	H	Michigan St.	89 69	115	H	Notre Dame	72 76
19	N	Florida St.	69 79					93	H	Syracuse	84 76	129	H	Western Mich.	76 55
												135	A	Wisconsin	68 56
												174	A	Eastern Mich.	57 38
												190	H	Penn St.	82 48
												198	A	Akron	80 71
												264	H	Oakland	79 64
												267	H	Morgan St.	80 48
												268	H	Appalachian St.	62 35
LAST 10 Division I															
47	A	Nebraska	71 74	190	H	Penn St.	82 48	16	A	Maryland	55 70				
135	A	Wisconsin	68 56	19	N	Florida St.	69 79	268	H	Appalachian St.	62 35				
16	H	Maryland	49 77	264	H	Oakland	79 64								
29	A	Ohio St.	69 78												
75	H	Michigan St.	89 69												

Non-Div I Games:

Michigan

■ Loss, 
■ Non-Conf, 
■ S Site, 
■ H Home 
■ A Away 
N Neutral

Average RPI Win:	172	WON-LOST	WINNING	LAST 10	STRENGTH OF	OPP. STRENGTH	TEAM	ADJ.	CONF.	ADJ CONF.
Average RPI Loss:	60	RECORD	PCT. RANK	GAMES	SCHEDULE	OF SCHEDULE	RPI	RPI	RPI	RPI
DIV. I ONLY	11- 7	111	5-5	96	18	75	75	2	2	
DIV. I NON-CONF.	7- 4	100	1-2	243	42	136	136	2	2	
TOTALS	RPI 1-25	RPI 26-50	W-L RECORDS	RPI 51-100	RPI 101-150	RPI 150+				
11- 7	0- 3	3- 1	OVERALL	0- 2	2- 0	6- 1				
8- 0	0- 0	2- 0	HOME	0- 0	1- 0	5- 0				
2- 4	0- 2	1- 0	AWAY	0- 1	1- 0	0- 1				
1- 3	0- 1	0- 1	NEUTRAL	0- 1	0- 0	1- 0				
7- 4	0- 2	0- 1	NON-CONFERENCE	0- 1	1- 0	6- 0				
5- 0	0- 0	0- 0	HOME	0- 0	0- 0	5- 0				
1- 1	0- 1	0- 0	AWAY	0- 0	1- 0	0- 0				
1- 3	0- 1	0- 1	NEUTRAL	0- 1	0- 0	1- 0				
4- 3	0- 1	3- 0	CONFERENCE	0- 1	1- 0	0- 1				
3- 0	0- 0	2- 0	HOME	0- 0	1- 0	0- 0				
1- 3	0- 1	1- 0	AWAY	0- 1	0- 0	0- 1				
0- 0	0- 0	0- 0	NEUTRAL	0- 0	0- 0	0- 0				

RPI 1-25				RPI 26-50				RPI 51-100 Team's RPI: 75				RPI 101+			
RPI	S	Opponent	Score	RPI	S	Opponent	Score	RPI	S	Opponent	Score	RPI	S	Opponent	Score
12	A	Indiana	67 79	28	N	West Virginia	57 63	52	A	Michigan	69 89	115	A	Notre Dame	72 69
19	A	Florida St.	68 78	29	H	Ohio St.	68 65	93	N	Syracuse	63 77	135	H	Wisconsin	69 52
25	N	LSU	56 58	35	A	Rutgers	66 55					174	H	Eastern Mich.	85 50
				47	H	Nebraska	78 70					178	N	Kansas St.	65 60
LAST 10 Division I															
				35	A	Rutgers	66 55	47	H	Nebraska	78 70				
				29	H	Ohio St.	68 65	12	A	Indiana	67 79				
				135	H	Wisconsin	69 52	28	N	West Virginia	57 63				
				190	A	Penn St.	73 86	93	N	Syracuse	63 77				
				52	A	Michigan	69 89	266	H	Morehead St.	93 48				

Non-Div I Games:

Michigan St.

■ Loss, 
 ■ Non-Conf, 
 ■ S Site, 
 ■ Home 
 ■ A Away 
 N Neutral



## Middle Tenn.

Through Games Of Jan. 21, 2020

Average RPI Win:	172	WON-LOST	WINNING	LAST 10	STRENGTH OF	OPP. STRENGTH	TEAM	ADJ.	CONF.	ADJ CONF.
Average RPI Loss:	35	RECORD	PCT. RANK	GAMES	SCHEDULE	OF SCHEDULE	RPI	RPI	RPI	RPI
DIV. I ONLY	12- 6	72	7-3	39	80	54	54	13	13	
DIV. I NON-CONF.	8- 4	90	3-1	20	41	42	42	14	14	
TOTALS	RPI 1-25	RPI 26-50	W-L RECORDS	RPI 51-100	RPI 101-150	RPI 150+				
12- 6	1- 2	0- 3	OVERALL	1- 1	5- 0	5- 0				
8- 2	1- 1	0- 1	HOME	1- 0	3- 0	3- 0				
3- 2	0- 0	0- 1	AWAY	0- 1	1- 0	2- 0				
1- 2	0- 1	0- 1	NEUTRAL	0- 0	1- 0	0- 0				
8- 4	1- 2	0- 1	NON-CONFERENCE	0- 1	5- 0	2- 0				
5- 1	1- 1	0- 0	HOME	0- 0	3- 0	1- 0				
2- 1	0- 0	0- 0	AWAY	0- 1	1- 0	1- 0				
1- 2	0- 1	0- 1	NEUTRAL	0- 0	1- 0	0- 0				
4- 2	0- 0	0- 2	CONFERENCE	1- 0	0- 0	3- 0				
3- 1	0- 0	0- 1	HOME	1- 0	0- 0	2- 0				
1- 1	0- 0	0- 1	AWAY	0- 0	0- 0	1- 0				
0- 0	0- 0	0- 0	NEUTRAL	0- 0	0- 0	0- 0				

RPI 1-25				RPI 26-50				RPI 51-100				RPI 101+			
RPI	S	Opponent	Score	RPI	S	Opponent	Score	RPI	S	Opponent	Score	RPI	S	Opponent	Score
9	N	Gonzaga	50 62	27	N	Arizona St.	60 61	62	H	Charlotte	83 59	126	A	Tulane	64 62
20	H	Kentucky	52 67	33	A	Western Ky.	63 71	84	A	Belmont	57 68	138	H	VCU	86 63
24	H	TCU	82 70	36	H	Old Dominion	56 67					142	H	Tennessee Tech	64 58
												148	H	Furman	78 62
												149	N	Auburn	73 50
												189	H	Fla. Atlantic	81 66
												247	A	Marshall	75 55
												251	H	Lipscomb	70 49
												279	A	East Carolina	68 66
												307	H	FIU	72 56
LAST 10 Division I															
307	H	FIU	72 56	36	H	Old Dominion	56 67								
189	H	Fla. Atlantic	81 66	24	H	TCU	82 70								
33	A	Western Ky.	63 71	138	H	VCU	86 63								
247	A	Marshall	75 55	84	A	Belmont	57 68								
62	H	Charlotte	83 59	251	H	Lipscomb	70 49								

Non-Div I Games:

Middle Tenn.

■ Loss, 
■ Non-Conf, S Site, 
■ Home 
■ Away 
N Neutral

Average RPI Win:	256	WON-LOST	WINNING	LAST 10	STRENGTH OF	OPP. STRENGTH	TEAM	ADJ.	CONF.	ADJ CONF.
Average RPI Loss:	130	RECORD	PCT. RANK	GAMES	SCHEDULE	OF SCHEDULE	RPI	RPI	RPI	RPI
DIV. I ONLY	5- 12	273	3-7	220	144	285	285	20	20	
DIV. I NON-CONF.	2- 8	295	0-3	115	71	274	274	18	18	
TOTALS	RPI 1-25	RPI 26-50	W-L RECORDS	RPI 51-100	RPI 101-150	RPI 150+				
5- 12	0- 1	0- 2	OVERALL	0- 2	1- 1	4- 6				
4- 5	0- 0	0- 1	HOME	0- 1	1- 0	3- 3				
1- 7	0- 1	0- 1	AWAY	0- 1	0- 1	1- 3				
0- 0	0- 0	0- 0	NEUTRAL	0- 0	0- 0	0- 0				
2- 8	0- 1	0- 2	NON-CONFERENCE	0- 1	0- 1	2- 3				
2- 3	0- 0	0- 1	HOME	0- 0	0- 0	2- 2				
0- 5	0- 1	0- 1	AWAY	0- 1	0- 1	0- 1				
0- 0	0- 0	0- 0	NEUTRAL	0- 0	0- 0	0- 0				
3- 4	0- 0	0- 0	CONFERENCE	0- 1	1- 0	2- 3				
2- 2	0- 0	0- 0	HOME	0- 1	1- 0	1- 1				
1- 2	0- 0	0- 0	AWAY	0- 0	0- 0	1- 2				
0- 0	0- 0	0- 0	NEUTRAL	0- 0	0- 0	0- 0				

RPI	S	Opponent	Score	RPI	S	Opponent	Score	RPI	S	Opponent	Score	RPI	S	Opponent	Score	Team's RPI: 285
13	A	DePaul	65 94	32	A	Purdue	55 68	55	A	Minnesota	61 77	134	H	Wright St.	60 58	
				39	H	Marquette	56 78	56	H	IUPUI	52 75	135	A	Wisconsin	40 71	
												153	A	Columbia	46 74	
												185	A	Green Bay	48 61	
												191	H	Northern Ill.	78 65	
												192	H	North Dakota	58 66	
												214	H	Bowling Green	51 63	
												224	H	Northern Ky.	49 61	
												264	A	Oakland	62 78	
												304	H	Ark.-Pine Bluff	69 55	
												312	A	Detroit Mercy	63 48	
												341	H	UIC	71 55	
LAST 10 Division I																
56	H	IUPUI	52 75	224	H	Northern Ky.	49 61									
341	H	UIC	71 55	134	H	Wright St.	60 58									
264	A	Oakland	62 78	192	H	North Dakota	58 66									
312	A	Detroit Mercy	63 48	214	H	Bowling Green	51 63									
185	A	Green Bay	48 61	39	H	Marquette	56 78									

Non-Div I Games: Wis.-Parkside 84 77

Milwaukee

Average RPI Win: 166		WON-LOST	WINNING	LAST 10	STRENGTH OF	OPP. STRENGTH	TEAM	ADJ.	CONF.	ADJ CONF.
Average RPI Loss: 40		RECORD	PCT. RANK	GAMES	SCHEDULE	OF SCHEDULE	RPI	RPI	RPI	RPI
DIV. I ONLY		12- 6	72	5-5	49	27	55	55	2	2
DIV. I NON-CONF.		10- 1	19	3-0	129	73	33	33	2	2
TOTALS	RPI 1-25	RPI 26-50		W-L RECORDS		RPI 51-100	RPI 101-150	RPI 150+		
12- 6	0- 3	2- 2		OVERALL		1- 0	3- 1	6- 0		
7- 4	0- 3	1- 1		HOME		1- 0	1- 0	4- 0		
5- 2	0- 0	1- 1		AWAY		0- 0	2- 1	2- 0		
0- 0	0- 0	0- 0		NEUTRAL		0- 0	0- 0	0- 0		
10- 1	0- 1	1- 0		NON-CONFERENCE		1- 0	3- 0	5- 0		
7- 1	0- 1	1- 0		HOME		1- 0	1- 0	4- 0		
3- 0	0- 0	0- 0		AWAY		0- 0	2- 0	1- 0		
0- 0	0- 0	0- 0		NEUTRAL		0- 0	0- 0	0- 0		
2- 5	0- 2	1- 2		CONFERENCE		0- 0	0- 1	1- 0		
0- 3	0- 2	0- 1		HOME		0- 0	0- 0	0- 0		
2- 2	0- 0	1- 1		AWAY		0- 0	0- 1	1- 0		
0- 0	0- 0	0- 0		NEUTRAL		0- 0	0- 0	0- 0		

RPI 1-25				RPI 26-50				RPI 51-100				Team's RPI: 55				RPI 101+			
RPI	S	Opponent	Score	RPI	S	Opponent	Score	RPI	S	Opponent	Score	RPI	S	Opponent	Score	RPI	S	Opponent	Score
3	H	Missouri St.	69 77	27	H	Arizona St.	80 66	100	H	Lehigh	77 49	109	H	Montana St.	71 60				
6	H	Iowa	75 76	29	H	Ohio St.	63 66					115	A	Notre Dame	75 67				
17	H	Northwestern	54 56	32	A	Purdue	72 59					136	A	Illinois	71 74				
				47	A	Nebraska	58 72					140	A	George Washington	83 50				
												190	A	Penn St.	81 74				
												193	A	American	70 53				
												221	H	UC Davis	76 67				
												255	H	Vermont	90 58				
												285	H	Milwaukee	77 61				
												319	H	Bryant	101 56				
LAST 10 Division I																			
				32	A	Purdue	72 59	29	H	Ohio St.	63 66								
				6	H	Iowa	75 76	190	A	Penn St.	81 74								
				136	A	Illinois	71 74	100	H	Lehigh	77 49								
				17	H	Northwestern	54 56	221	H	UC Davis	76 67								
				47	A	Nebraska	58 72	140	A	George Washington	83 50								

Non-Div I Games:

## Minnesota

■ Loss, ■ Non-Conf, S Site, H Home A Away N Neutral

## Mississippi St.

Through Games Of Jan. 21, 2020

Average RPI Win:	125	WON-LOST	WINNING	LAST 10	STRENGTH OF	OPP. STRENGTH	TEAM	ADJ.	CONF.	ADJ CONF.
Average RPI Loss:	12	RECORD	PCT. RANK	GAMES	SCHEDULE	OF SCHEDULE	RPI	RPI	RPI	RPI
DIV. I ONLY	16- 3	20	8-2	23	24	14	14	4	4	
DIV. I NON-CONF.	12- 2	29	4-1	32	36	13	13	5	5	
TOTALS	RPI 1-25	RPI 26-50	W-L RECORDS	RPI 51-100	RPI 101-150	RPI 150+				
16- 3	1- 2	2- 1	OVERALL	3- 0	4- 0	6- 0				
7- 1	1- 0	0- 1	HOME	2- 0	1- 0	3- 0				
5- 1	0- 1	1- 0	AWAY	1- 0	2- 0	1- 0				
4- 1	0- 1	1- 0	NEUTRAL	0- 0	1- 0	2- 0				
12- 2	0- 1	2- 1	NON-CONFERENCE	2- 0	2- 0	6- 0				
5- 1	0- 0	0- 1	HOME	2- 0	0- 0	3- 0				
3- 0	0- 0	1- 0	AWAY	0- 0	1- 0	1- 0				
4- 1	0- 1	1- 0	NEUTRAL	0- 0	1- 0	2- 0				
4- 1	1- 1	0- 0	CONFERENCE	1- 0	2- 0	0- 0				
2- 0	1- 0	0- 0	HOME	0- 0	1- 0	0- 0				
2- 1	0- 1	0- 0	AWAY	1- 0	1- 0	0- 0				
0- 0	0- 0	0- 0	NEUTRAL	0- 0	0- 0	0- 0				

RPI 1-25				Team's RPI: 14		RPI 26-50				RPI 51-100				RPI 101+					
RPI	S	Opponent	Score		RPI	S	Opponent	Score		RPI	S	Opponent	Score		RPI	S	Opponent	Score	
2	A	South Carolina	79	81	28	H	West Virginia	65	71	68	H	UT Martin	82	46	102	N	South Fla.	86	61
5	N	Stanford	62	67	37	N	Virginia	72	59	71	H	Troy	122	82	124	A	Louisiana	64	48
25	H	LSU	64	60	39	A	Marquette	74	68	86	A	Georgia	73	66	139	H	Florida	93	47
														147 A Missouri				79	64
														167 A Jackson St.				92	53
														179 H Southern Miss.				91	58
														185 N Green Bay				83	58
														201 H Little Rock				89	50
														206 H Murray St.				124	43
														231 N San Francisco				73	38
LAST 10 Division I																			
2	A	South Carolina	79	81	201	H	Little Rock	89	50										
25	H	LSU	64	60	37	N	Virginia	72	59										
147	A	Missouri	79	64	102	N	South Fla.	86	61										
86	A	Georgia	73	66	124	A	Louisiana	64	48										
139	H	Florida	93	47	28	H	West Virginia	65	71										

Non-Div I Games:

Mississippi St.

■ Loss, 
 ■ Non-Conf, S Site, 
 ■ Home 
 ■ Away 
 N Neutral

Average RPI Win:	350	WON-LOST	WINNING	LAST 10	STRENGTH OF	OPP. STRENGTH	TEAM	ADJ.	CONF.	ADJ CONF.
Average RPI Loss:	245	RECORD	PCT. RANK	GAMES	SCHEDULE	OF SCHEDULE	RPI	RPI	RPI	RPI
DIV. I ONLY	1- 15	344	1-9	346	345	351	351	31	31	
DIV. I NON-CONF.	1- 10	329	1-4	318	333	346	346	29	29	
TOTALS	RPI 1-25	RPI 26-50	W-L RECORDS	RPI 51-100	RPI 101-150	RPI 150+				
1- 15	0- 0	0- 0	OVERALL	0- 0	0- 0	1- 15				
1- 5	0- 0	0- 0	HOME	0- 0	0- 0	1- 5				
0- 9	0- 0	0- 0	AWAY	0- 0	0- 0	0- 9				
0- 1	0- 0	0- 0	NEUTRAL	0- 0	0- 0	0- 1				
1- 10	0- 0	0- 0	NON-CONFERENCE	0- 0	0- 0	1- 10				
1- 2	0- 0	0- 0	HOME	0- 0	0- 0	1- 2				
0- 7	0- 0	0- 0	AWAY	0- 0	0- 0	0- 7				
0- 1	0- 0	0- 0	NEUTRAL	0- 0	0- 0	0- 1				
0- 5	0- 0	0- 0	CONFERENCE	0- 0	0- 0	0- 5				
0- 3	0- 0	0- 0	HOME	0- 0	0- 0	0- 3				
0- 2	0- 0	0- 0	AWAY	0- 0	0- 0	0- 2				
0- 0	0- 0	0- 0	NEUTRAL	0- 0	0- 0	0- 0				

RPI 1-25			RPI 26-50			RPI 51-100			RPI 101+			Team's RPI: 351
RPI	S	Opponent	Score	RPI	S	Opponent	Score	RPI	S	Opponent	Score	
								151	H	Austin Peay	82	100
								162	A	North Ala.	60	86
								165	A	Memphis	54	91
								179	A	Southern Miss.	80	84
								206	H	Murray St.	66	72
								217	A	Wyoming	22	95
								237	H	Southern U.	54	84
								257	A	Colorado St.	46	65
								272	A	Ole Miss	53	72
								275	A	Alabama A&M	48	68
								276	N	Omaha	70	78
								304	H	Ark.-Pine Bluff	77	80
								311	H	Alcorn	67	81
								314	A	Alabama St.	64	77
								347	A	La.-Monroe	66	74
								350	H	Florida A&M	71	70
LAST 10 Division I												
								237	H	Southern U.	54	84
								347	A	La.-Monroe	66	74
								311	H	Alcorn	67	81
								165	A	Memphis	54	91
								275	A	Alabama A&M	48	68
								257	A	Colorado St.	46	65
								217	A	Wyoming	22	95
								350	H	Florida A&M	71	70

Non-Div I Games:

Mississippi Val.

■ Loss, 
 ■ Non-Conf, 
 ■ S Site, 
 ■ H Home 
 ■ A Away 
 N Neutral

Average RPI Win:	187	WON-LOST	WINNING	LAST 10	STRENGTH OF	OPP. STRENGTH	TEAM	ADJ.	CONF.	ADJ CONF.
Average RPI Loss:	77	RECORD	PCT. RANK	GAMES	SCHEDULE	OF SCHEDULE	RPI	RPI	RPI	RPI
DIV. I ONLY	5- 14	291	2-8	8	81	147	147	4	4	
DIV. I NON-CONF.	3- 10	282	0-4	30	121	213	213	5	5	
TOTALS	RPI 1-25	RPI 26-50	W-L RECORDS	RPI 51-100	RPI 101-150	RPI 150+				
5- 14	1- 4	0- 4	OVERALL	1- 2	0- 1	3- 3				
4- 6	1- 3	0- 2	HOME	1- 0	0- 1	2- 0				
1- 6	0- 1	0- 2	AWAY	0- 1	0- 0	1- 2				
0- 2	0- 0	0- 0	NEUTRAL	0- 1	0- 0	0- 1				
3- 10	0- 2	0- 3	NON-CONFERENCE	1- 1	0- 1	2- 3				
3- 4	0- 1	0- 2	HOME	1- 0	0- 1	2- 0				
0- 4	0- 1	0- 1	AWAY	0- 0	0- 0	0- 2				
0- 2	0- 0	0- 0	NEUTRAL	0- 1	0- 0	0- 1				
2- 4	1- 2	0- 1	CONFERENCE	0- 1	0- 0	1- 0				
1- 2	1- 2	0- 0	HOME	0- 0	0- 0	0- 0				
1- 2	0- 0	0- 1	AWAY	0- 1	0- 0	1- 0				
0- 0	0- 0	0- 0	NEUTRAL	0- 0	0- 0	0- 0				

RPI 1-25				RPI 26-50				RPI 51-100				RPI 101+ Team's RPI: 147			
RPI	S	Opponent	Score	RPI	S	Opponent	Score	RPI	S	Opponent	Score	RPI	S	Opponent	Score
2	H	South Carolina	45 78	34	A	Arkansas	73 90	64	A	Tennessee	66 77	136	H	Illinois	51 58
3	A	Missouri St.	72 79	43	A	South Dakota	56 72	74	N	North Carolina	69 82	180	N	New Mexico	68 71
14	H	Mississippi St.	64 79	47	H	Nebraska	85 90	99	H	Saint Louis	83 58	185	A	Green Bay	64 72
21	H	Princeton	33 68	50	H	UNI	73 78					215	H	Western Ill.	97 89
25	H	LSU	69 65									225	A	UMKC	56 59
												272	A	Ole Miss	71 57
												324	H	SIUE	68 51
LAST 10 Division I															
272	A	Ole Miss	71 57	64	A	Tennessee	66 77								
2	H	South Carolina	45 78	136	H	Illinois	51 58								
34	A	Arkansas	73 90	21	H	Princeton	33 68								
14	H	Mississippi St.	64 79	3	A	Missouri St.	72 79								
25	H	LSU	69 65	225	A	UMKC	56 59								

Non-Div I Games:

Missouri

Average RPI Win:	111	WON-LOST	WINNING	LAST 10	STRENGTH OF	OPP. STRENGTH	TEAM	ADJ.	CONF.	ADJ CONF.
Average RPI Loss:	28	RECORD	PCT. RANK	GAMES	SCHEDULE	OF SCHEDULE	RPI	RPI	RPI	RPI
DIV. I ONLY	13- 3	31	8-2	5	54	3	3	7	7	
DIV. I NON-CONF.	9- 2	39	4-1	8	14	3	3	7	7	
TOTALS	RPI 1-25	RPI 26-50	W-L RECORDS	RPI 51-100	RPI 101-150	RPI 150+				
13- 3	0- 2	4- 0	OVERALL	3- 1	2- 0	4- 0				
7- 0	0- 0	2- 0	HOME	0- 0	2- 0	3- 0				
6- 3	0- 2	2- 0	AWAY	3- 1	0- 0	1- 0				
0- 0	0- 0	0- 0	NEUTRAL	0- 0	0- 0	0- 0				
9- 2	0- 2	2- 0	NON-CONFERENCE	2- 0	2- 0	3- 0				
5- 0	0- 0	0- 0	HOME	0- 0	2- 0	3- 0				
4- 2	0- 2	2- 0	AWAY	2- 0	0- 0	0- 0				
0- 0	0- 0	0- 0	NEUTRAL	0- 0	0- 0	0- 0				
4- 1	0- 0	2- 0	CONFERENCE	1- 1	0- 0	1- 0				
2- 0	0- 0	2- 0	HOME	0- 0	0- 0	0- 0				
2- 1	0- 0	0- 0	AWAY	1- 1	0- 0	1- 0				
0- 0	0- 0	0- 0	NEUTRAL	0- 0	0- 0	0- 0				

RPI 1-25				Team's RPI: 3		RPI 26-50				RPI 51-100				RPI 101+			
RPI	S	Opponent	Score	RPI	S	Opponent	Score	RPI	S	Opponent	Score	RPI	S	Opponent	Score		
9	A	Gonzaga	52 64	26	A	Oklahoma	96 90	55	A	Minnesota	77 69	132	H	Wichita St.	68 55		
10	A	Oregon St.	69 80	38	H	Drake	69 67	66	A	Southern Ill.	68 70	147	H	Missouri	79 72		
				43	A	South Dakota	74 66	96	A	Loyola Chicago	74 72	168	H	Santa Clara	71 64		
				50	H	UNI	80 66	97	A	Boise St.	72 69	177	H	A&M-Corpus Christi	79 51		
												183	A	Valparaiso	81 68		
												225	H	UMKC	83 58		
LAST 10 Division I																	
				66	A	Southern Ill.	68 70	9	A	Gonzaga	52 64						
				50	H	UNI	80 66	147	H	Missouri	79 72						
				38	H	Drake	69 67	132	H	Wichita St.	68 55						
				183	A	Valparaiso	81 68	225	H	UMKC	83 58						
				96	A	Loyola Chicago	74 72	43	A	South Dakota	74 66						

Non-Div I Games: William Jewell 111 39

Missouri St.

Average RPI Win: <b>288</b>	WON-LOST	WINNING	LAST 10	STRENGTH OF	OPP. STRENGTH	TEAM	ADJ.	CONF.	ADJ CONF.
Average RPI Loss: <b>162</b>	RECORD	PCT. RANK	GAMES	SCHEDULE	OF SCHEDULE	RPI	RPI	RPI	RPI
DIV. I ONLY	5- 12	273	3-7	258	228	286	286	24	24
DIV. I NON-CONF.	3- 6	235	1-1	166	187	203	203	25	25
TOTALS	RPI 1-25	RPI 26-50	W-L RECORDS	RPI 51-100	RPI 101-150	RPI 150+			
5- 12	0- 1	0- 1	OVERALL	0- 2	0- 1	5- 7			
2- 4	0- 0	0- 0	HOME	0- 0	0- 1	2- 3			
2- 8	0- 1	0- 1	AWAY	0- 2	0- 0	2- 4			
1- 0	0- 0	0- 0	NEUTRAL	0- 0	0- 0	1- 0			
3- 6	0- 1	0- 1	NON-CONFERENCE	0- 1	0- 1	3- 2			
1- 1	0- 0	0- 0	HOME	0- 0	0- 1	1- 0			
1- 5	0- 1	0- 1	AWAY	0- 1	0- 0	1- 2			
1- 0	0- 0	0- 0	NEUTRAL	0- 0	0- 0	1- 0			
2- 6	0- 0	0- 0	CONFERENCE	0- 1	0- 0	2- 5			
1- 3	0- 0	0- 0	HOME	0- 0	0- 0	1- 3			
1- 3	0- 0	0- 0	AWAY	0- 1	0- 0	1- 2			
0- 0	0- 0	0- 0	NEUTRAL	0- 0	0- 0	0- 0			

RPI 1-25				RPI 26-50				RPI 51-100				RPI 101+ Team's RPI: 286			
RPI	S	Opponent	Score	RPI	S	Opponent	Score	RPI	S	Opponent	Score	RPI	S	Opponent	Score
21	A	Princeton	40 <b>52</b>	42	A	Arizona	34 <b>86</b>	58	A	Bucknell	37 <b>71</b>	110	H	Providence	52 <b>68</b>
								77	A	Marist	66 <b>76</b>	156	A	San Diego	49 <b>57</b>
												204	A	Quinnipiac	53 <b>60</b>
												207	H	Iona	33 <b>36</b>
												213	H	Manhattan	62 60
												216	H	Niagara	70 <b>73</b>
												238	H	Lafayette	52 44
												244	A	Fairfield	38 <b>49</b>
												278	A	Loyola Maryland	48 <b>64</b>
												320	A	Albany (NY)	53 41
												329	N	Purdue Fort Wayne	60 46
												330	H	Canisius	62 <b>71</b>
												338	A	Saint Peter's	81 67
LAST 10 Division I															
216	H	Niagara	70 <b>73</b>	330	H	Canisius	62 <b>71</b>								
204	A	Quinnipiac	53 <b>60</b>	77	A	Marist	66 <b>76</b>								
338	A	Saint Peter's	81 67	320	A	Albany (NY)	53 41								
207	H	Iona	33 <b>36</b>	278	A	Loyola Maryland	48 <b>64</b>								
244	A	Fairfield	38 <b>49</b>	213	H	Manhattan	62 60								

Non-Div I Games:

Monmouth



Montana

Through Games Of Jan. 21, 2020

Average RPI Win:	265	WON-LOST	WINNING	LAST 10	STRENGTH OF	OPP. STRENGTH	TEAM	ADJ.	CONF.	ADJ CONF.
Average RPI Loss:	119	RECORD	PCT. RANK	GAMES	SCHEDULE	OF SCHEDULE	RPI	RPI	RPI	RPI
DIV. I ONLY	7- 7	170	6-4	136	305	166	166	21	21	
DIV. I NON-CONF.	3- 4	201	2-1	26	320	124	124	17	17	
TOTALS	RPI 1-25	RPI 26-50	W-L RECORDS	RPI 51-100	RPI 101-150	RPI 150+				
7- 7	0- 0	0- 2	OVERALL	0- 1	0- 1	7- 3				
3- 3	0- 0	0- 1	HOME	0- 1	0- 0	3- 1				
4- 3	0- 0	0- 1	AWAY	0- 0	0- 1	4- 1				
0- 1	0- 0	0- 0	NEUTRAL	0- 0	0- 0	0- 1				
3- 4	0- 0	0- 2	NON-CONFERENCE	0- 1	0- 0	3- 1				
1- 2	0- 0	0- 1	HOME	0- 1	0- 0	1- 0				
2- 1	0- 0	0- 1	AWAY	0- 0	0- 0	2- 0				
0- 1	0- 0	0- 0	NEUTRAL	0- 0	0- 0	0- 1				
4- 3	0- 0	0- 0	CONFERENCE	0- 0	0- 1	4- 2				
2- 1	0- 0	0- 0	HOME	0- 0	0- 0	2- 1				
2- 2	0- 0	0- 0	AWAY	0- 0	0- 1	2- 1				
0- 0	0- 0	0- 0	NEUTRAL	0- 0	0- 0	0- 0				

RPI S	Opponent	Score	RPI S	Opponent	Score	RPI S	Opponent	Score	RPI S	Opponent	Score	Team's RPI: 166
42	H Arizona	42 77	42	H Arizona	42 77	94	H Fresno St.	63 76	119	A Idaho	51 52	
43	A South Dakota	64 96	43	A South Dakota	64 96				168	N Santa Clara	58 68	
									170	A Portland St.	65 78	
									197	H Southern Utah	81 74	
									200	H Northern Colo.	58 67	
									210	A Northern Ariz.	79 71	
									222	A Cal St. Fullerton	71 69	
									277	H Grand Canyon	72 67	
									289	H Eastern Wash.	92 54	
									321	A Utah Valley	63 52	
									340	A Sacramento St.	64 60	
LAST 10 Division I												
119	A Idaho	51 52	340	A Sacramento St.	64 60							
170	A Portland St.	65 78	210	A Northern Ariz.	79 71							
289	H Eastern Wash.	92 54	43	A South Dakota	64 96							
200	H Northern Colo.	58 67	321	A Utah Valley	63 52							
197	H Southern Utah	81 74	222	A Cal St. Fullerton	71 69							

Non-Div I Games: Mont. St.-Northern 98 45 Mont. St. Billings 70 53

Montana

Loss, Non-Conf, S Site, H Home A Away N Neutral

Average RPI Win:	246	WON-LOST	WINNING	LAST 10	STRENGTH OF	OPP. STRENGTH	TEAM	ADJ.	CONF.	ADJ CONF.
Average RPI Loss:	69	RECORD	PCT. RANK	GAMES	SCHEDULE	OF SCHEDULE	RPI	RPI	RPI	RPI
DIV. I ONLY	8- 6	136	6-4	106	194	109	109	21	21	
DIV. I NON-CONF.	2- 5	259	0-3	19	97	138	138	17	17	
TOTALS	RPI 1-25	RPI 26-50	W-L RECORDS	RPI 51-100	RPI 101-150	RPI 150+				
8- 6	0- 2	0- 0	OVERALL	0- 2	0- 2	8- 0				
3- 2	0- 1	0- 0	HOME	0- 0	0- 1	3- 0				
5- 2	0- 0	0- 0	AWAY	0- 2	0- 0	5- 0				
0- 2	0- 1	0- 0	NEUTRAL	0- 0	0- 1	0- 0				
2- 5	0- 2	0- 0	NON-CONFERENCE	0- 2	0- 1	2- 0				
1- 1	0- 1	0- 0	HOME	0- 0	0- 0	1- 0				
1- 2	0- 0	0- 0	AWAY	0- 2	0- 0	1- 0				
0- 2	0- 1	0- 0	NEUTRAL	0- 0	0- 1	0- 0				
6- 1	0- 0	0- 0	CONFERENCE	0- 0	0- 1	6- 0				
2- 1	0- 0	0- 0	HOME	0- 0	0- 1	2- 0				
4- 0	0- 0	0- 0	AWAY	0- 0	0- 0	4- 0				
0- 0	0- 0	0- 0	NEUTRAL	0- 0	0- 0	0- 0				

RPI 1-25				RPI 26-50				RPI 51-100				RPI 101+ Team's RPI: 109			
RPI	S	Opponent	Score	RPI	S	Opponent	Score	RPI	S	Opponent	Score	RPI	S	Opponent	Score
9	H	Gonzaga	55 70					55	A	Minnesota	60 71	119	H	Idaho	68 69
18	N	Texas A&M	67 78					83	A	South Dakota St.	50 60	132	N	Wichita St.	64 66
												170	A	Portland St.	73 62
												197	H	Southern Utah	91 65
												200	H	Northern Colo.	91 58
												210	A	Northern Ariz.	72 64
												221	H	UC Davis	77 65
												289	A	Eastern Wash.	89 85
												340	A	Sacramento St.	85 48
												342	A	Seattle U	73 65
LAST 10 Division I															
289	A	Eastern Wash.	89 85	210	A	Northern Ariz.	72 64								
170	A	Portland St.	73 62	340	A	Sacramento St.	85 48								
119	H	Idaho	68 69	18	N	Texas A&M	67 78								
197	H	Southern Utah	91 65	132	N	Wichita St.	64 66								
200	H	Northern Colo.	91 58	9	H	Gonzaga	55 70								

Non-Div I Games: Carroll (MT) 67 33 Mont. St.-Northern 93 34

Montana St.

Average RPI Win:	286	WON-LOST	WINNING	LAST 10	STRENGTH OF	OPP. STRENGTH	TEAM	ADJ.	CONF.	ADJ CONF.
Average RPI Loss:	130	RECORD	PCT. RANK	GAMES	SCHEDULE	OF SCHEDULE	RPI	RPI	RPI	RPI
DIV. I ONLY	5- 11	268	3-7	179	231	266	266	18	18	
DIV. I NON-CONF.	2- 8	295	0-4	88	161	265	265	21	21	
TOTALS	RPI 1-25	RPI 26-50	W-L RECORDS	RPI 51-100	RPI 101-150	RPI 150+				
5- 11	0- 2	0- 0	OVERALL	0- 3	0- 2	5- 4				
4- 4	0- 0	0- 0	HOME	0- 0	0- 2	4- 2				
1- 7	0- 2	0- 0	AWAY	0- 3	0- 0	1- 2				
0- 0	0- 0	0- 0	NEUTRAL	0- 0	0- 0	0- 0				
2- 8	0- 2	0- 0	NON-CONFERENCE	0- 2	0- 1	2- 3				
2- 2	0- 0	0- 0	HOME	0- 0	0- 1	2- 1				
0- 6	0- 2	0- 0	AWAY	0- 2	0- 0	0- 2				
0- 0	0- 0	0- 0	NEUTRAL	0- 0	0- 0	0- 0				
3- 3	0- 0	0- 0	CONFERENCE	0- 1	0- 1	3- 1				
2- 2	0- 0	0- 0	HOME	0- 0	0- 1	2- 1				
1- 1	0- 0	0- 0	AWAY	0- 1	0- 0	1- 0				
0- 0	0- 0	0- 0	NEUTRAL	0- 0	0- 0	0- 0				

RPI 1-25				RPI 26-50				RPI 51-100				RPI 101+ Team's RPI: 266			
RPI	S	Opponent	Score	RPI	S	Opponent	Score	RPI	S	Opponent	Score	RPI	S	Opponent	Score
11	A	Baylor	47 94					75	A	Michigan St.	48 93	128	H	N.C. A&T	56 74
20	A	Kentucky	54 79					84	A	Belmont	62 71	142	H	Tennessee Tech	55 75
								91	A	Dayton	41 58	183	A	Valparaiso	53 55
												214	A	Bowling Green	65 79
												226	H	Saint Francis (PA)	65 54
												229	H	Stetson	55 58
												242	H	Radford	73 62
												249	H	Eastern Ill.	51 57
												306	H	Jacksonville St.	67 48
												324	H	SIUE	75 69
												331	A	Tennessee St.	84 47
LAST 10 Division I															
84	A	Belmont	62 71	306	H	Jacksonville St.	67 48	11	A	Baylor	47 94				
331	A	Tennessee St.	84 47	183	A	Valparaiso	53 55	75	A	Michigan St.	48 93				
249	H	Eastern Ill.	51 57	91	A	Dayton	41 58								
324	H	SIUE	75 69												
142	H	Tennessee Tech	55 75												

Non-Div I Games: Asbury 107 55 Midway 107 55

Morehead St.

Loss, Non-Conf, S Site, H Home A Away N Neutral

Average RPI Win:	266	WON-LOST	WINNING	LAST 10	STRENGTH OF	OPP. STRENGTH	TEAM	ADJ.	CONF.	ADJ CONF.
Average RPI Loss:	193	RECORD	PCT. RANK	GAMES	SCHEDULE	OF SCHEDULE	RPI	RPI	RPI	RPI
DIV. I ONLY	6- 11	255	5-5	274	331	267	267	30	30	
DIV. I NON-CONF.	2- 9	304	1-3	264	260	310	310	31	31	
TOTALS	RPI 1-25	RPI 26-50	W-L RECORDS	RPI 51-100	RPI 101-150	RPI 150+				
6- 11	0- 0	0- 2	OVERALL	0- 1	1- 1	5- 7				
4- 0	0- 0	0- 0	HOME	0- 0	1- 0	3- 0				
2- 9	0- 0	0- 2	AWAY	0- 1	0- 0	2- 6				
0- 2	0- 0	0- 0	NEUTRAL	0- 0	0- 1	0- 1				
2- 9	0- 0	0- 2	NON-CONFERENCE	0- 1	0- 1	2- 5				
1- 0	0- 0	0- 0	HOME	0- 0	0- 0	1- 0				
1- 7	0- 0	0- 2	AWAY	0- 1	0- 0	1- 4				
0- 2	0- 0	0- 0	NEUTRAL	0- 0	0- 1	0- 1				
4- 2	0- 0	0- 0	CONFERENCE	0- 0	1- 0	3- 2				
3- 0	0- 0	0- 0	HOME	0- 0	1- 0	2- 0				
1- 2	0- 0	0- 0	AWAY	0- 0	0- 0	1- 2				
0- 0	0- 0	0- 0	NEUTRAL	0- 0	0- 0	0- 0				

RPI S	Opponent	Score	RPI S	Opponent	Score	RPI S	Opponent	Score	RPI S	Opponent	Score	Team's RPI: 267
39	A Marquette	48 70	52	A Michigan	48 80	101	N Stony Brook	56 63	128	H N.C. A&T	42 38	
47	A Nebraska	55 78				182	A Bethune-Cookman	65 74	198	N Akron	45 52	
						232	H Howard	74 67	247	A Marshall	57 52	
						261	A Delaware St.	61 69	276	A Omaha	64 70	
						291	H Texas St.	72 62	315	A Hofstra	39 51	
						316	A UMBC	63 65	338	A Saint Peter's	77 78	
						349	H South Carolina St.	77 47	350	A Florida A&M	59 47	
LAST 10 Division I												
128	H N.C. A&T	42 38	261	A Delaware St.	61 69	198	N Akron	45 52	101	N Stony Brook	56 63	
232	H Howard	74 67	291	H Texas St.	72 62	316	A UMBC	63 65				
182	A Bethune-Cookman	65 74										
350	A Florida A&M	59 47										
349	H South Carolina St.	77 47										

Non-Div I Games: Washington Adventis84 52 Notre Dame (MD) 113 34

Morgan St.

Loss, Non-Conf, S Site, H Home A Away N Neutral

## Mt. St. Mary's

Through Games Of Jan. 21, 2020

Average RPI Win:	284	WON-LOST	WINNING	LAST 10	STRENGTH OF	OPP. STRENGTH	TEAM	ADJ.	CONF.	ADJ CONF.
Average RPI Loss:	125	RECORD	PCT. RANK	GAMES	SCHEDULE	OF SCHEDULE	RPI	RPI	RPI	RPI
DIV. I ONLY	9- 8	161	6-4	297	179	212	212	29	29	
DIV. I NON-CONF.	4- 7	225	1-3	180	87	204	204	30	30	
TOTALS	RPI 1-25	RPI 26-50	W-L RECORDS	RPI 51-100	RPI 101-150	RPI 150+				
9- 8	0- 2	0- 1	OVERALL	0- 1	1- 0	8- 4				
6- 1	0- 0	0- 0	HOME	0- 1	0- 0	6- 0				
2- 6	0- 2	0- 1	AWAY	0- 0	0- 0	2- 3				
1- 1	0- 0	0- 0	NEUTRAL	0- 0	1- 0	0- 1				
4- 7	0- 2	0- 1	NON-CONFERENCE	0- 1	1- 0	3- 3				
2- 1	0- 0	0- 0	HOME	0- 1	0- 0	2- 0				
1- 5	0- 2	0- 1	AWAY	0- 0	0- 0	1- 2				
1- 1	0- 0	0- 0	NEUTRAL	0- 0	1- 0	0- 1				
5- 1	0- 0	0- 0	CONFERENCE	0- 0	0- 0	5- 1				
4- 0	0- 0	0- 0	HOME	0- 0	0- 0	4- 0				
1- 1	0- 0	0- 0	AWAY	0- 0	0- 0	1- 1				
0- 0	0- 0	0- 0	NEUTRAL	0- 0	0- 0	0- 0				

RPI 1-25				RPI 26-50				RPI 51-100				RPI 101+ Team's RPI: 212			
RPI	S	Opponent	Score	RPI	S	Opponent	Score	RPI	S	Opponent	Score	RPI	S	Opponent	Score
12	A	Indiana	52 75	36	A	Old Dominion	34 85	100	H	Lehigh	65 66	130	N	Richmond	75 67
20	A	Kentucky	44 67									164	A	Merrimack	55 76
												172	N	Hampton	60 68
												176	A	Towson	57 73
												242	A	Radford	75 58
												270	H	Wagner	78 63
												278	H	Loyola Maryland	81 75
												305	H	St. Francis Brooklyn	69 60
												316	H	UMBC	71 61
												319	A	Bryant	76 70
												322	A	UMES	76 78
												345	H	Central Conn. St.	72 64
												348	H	LIU Brooklyn	75 57
LAST 10 Division I															
305	H	St. Francis Brooklyn	69 60	270	H	Wagner	78 63								
345	H	Central Conn. St.	72 64	36	A	Old Dominion	34 85								
164	A	Merrimack	55 76	130	N	Richmond	75 67								
319	A	Bryant	76 70	172	N	Hampton	60 68								
348	H	LIU Brooklyn	75 57	322	A	UMES	76 78								

Non-Div I Games: Frostburg St. 94 40

Mt. St. Mary's

■ Loss, 
 ■ Non-Conf, 
 ■ S Site, 
 ■ H Home 
 ■ A Away 
 N Neutral

Average RPI Win:	267	WON-LOST	WINNING	LAST 10	STRENGTH OF	OPP. STRENGTH	TEAM	ADJ.	CONF.	ADJ CONF.
Average RPI Loss:	111	RECORD	PCT. RANK	GAMES	SCHEDULE	OF SCHEDULE	RPI	RPI	RPI	RPI
DIV. I ONLY	6- 9	226	3-7	218	175	206	206	18	18	
DIV. I NON-CONF.	5- 4	140	2-2	310	72	183	183	21	21	
TOTALS	RPI 1-25	RPI 26-50	W-L RECORDS	RPI 51-100	RPI 101-150	RPI 150+				
6- 9	0- 2	0- 0	OVERALL	0- 3	0- 1	6- 3				
3- 2	0- 0	0- 0	HOME	0- 1	0- 0	3- 1				
3- 7	0- 2	0- 0	AWAY	0- 2	0- 1	3- 2				
0- 0	0- 0	0- 0	NEUTRAL	0- 0	0- 0	0- 0				
5- 4	0- 2	0- 0	NON-CONFERENCE	0- 1	0- 0	5- 1				
2- 1	0- 0	0- 0	HOME	0- 0	0- 0	2- 1				
3- 3	0- 2	0- 0	AWAY	0- 1	0- 0	3- 0				
0- 0	0- 0	0- 0	NEUTRAL	0- 0	0- 0	0- 0				
1- 5	0- 0	0- 0	CONFERENCE	0- 2	0- 1	1- 2				
1- 1	0- 0	0- 0	HOME	0- 1	0- 0	1- 0				
0- 4	0- 0	0- 0	AWAY	0- 1	0- 1	0- 2				
0- 0	0- 0	0- 0	NEUTRAL	0- 0	0- 0	0- 0				

RPI	S	Opponent	Score
1	A	Louisville	40 76
14	A	Mississippi St.	43 124

RPI	S	Opponent	Score
-----	---	----------	-------

RPI	S	Opponent	Score
66	A	Southern Ill.	66 76
68	A	UT Martin	56 98
68	H	UT Martin	64 89

RPI	S	Opponent	Score	Team's RPI: 206
142	A	Tennessee Tech	72 77	
163	H	Samford	56 84	
171	A	Southeast Mo. St.	73 88	
171	H	Southeast Mo. St.	70 62	
234	H	Arkansas St.	77 62	
251	A	Lipscomb	67 57	
269	H	Indiana St.	70 62	
306	A	Jacksonville St.	51 68	
326	A	Evansville	61 59	
351	A	Mississippi Val.	72 66	

## LAST 10 Division I

171	A	Southeast Mo. St.	73 88	68	H	UT Martin	64 89
68	A	UT Martin	56 98	163	H	Samford	56 84
142	A	Tennessee Tech	72 77	66	A	Southern Ill.	66 76
306	A	Jacksonville St.	51 68	269	H	Indiana St.	70 62
171	H	Southeast Mo. St.	70 62	326	A	Evansville	61 59

Non-Div I Games: Cumberland (TN) 93 60 Christian Bros. 95 59

Murray St.

Loss, Non-Conf, S Site, H Home A Away N Neutral

Average RPI Win:	244	WON-LOST	WINNING	LAST 10	STRENGTH OF	OPP. STRENGTH	TEAM	ADJ.	CONF.	ADJ CONF.
Average RPI Loss:	124	RECORD	PCT. RANK	GAMES	SCHEDULE	OF SCHEDULE	RPI	RPI	RPI	RPI
DIV. I ONLY	10- 5	72	8-2	304	123	128	128	30	30	
DIV. I NON-CONF.	6- 4	122	4-1	120	54	67	67	31	31	
TOTALS	RPI 1-25	RPI 26-50	W-L RECORDS	RPI 51-100	RPI 101-150	RPI 150+				
10- 5	0- 1	0- 0	OVERALL	0- 2	2- 0	8- 2				
3- 0	0- 0	0- 0	HOME	0- 0	1- 0	2- 0				
6- 4	0- 1	0- 0	AWAY	0- 1	1- 0	5- 2				
1- 1	0- 0	0- 0	NEUTRAL	0- 1	0- 0	1- 0				
6- 4	0- 1	0- 0	NON-CONFERENCE	0- 2	2- 0	4- 1				
2- 0	0- 0	0- 0	HOME	0- 0	1- 0	1- 0				
3- 3	0- 1	0- 0	AWAY	0- 1	1- 0	2- 1				
1- 1	0- 0	0- 0	NEUTRAL	0- 1	0- 0	1- 0				
4- 1	0- 0	0- 0	CONFERENCE	0- 0	0- 0	4- 1				
1- 0	0- 0	0- 0	HOME	0- 0	0- 0	1- 0				
3- 1	0- 0	0- 0	AWAY	0- 0	0- 0	3- 1				
0- 0	0- 0	0- 0	NEUTRAL	0- 0	0- 0	0- 0				

RPI 1-25				RPI 26-50				RPI 51-100				RPI 101+ Team's RPI: 128			
RPI	S	Opponent	Score	RPI	S	Opponent	Score	RPI	S	Opponent	Score	RPI	S	Opponent	Score
15	A	NC State	44 80					53	N	Miami (FL)	67 68	122	H	UNC Greensboro	57 48
								86	A	Georgia	54 72	138	A	VCU	69 58
												175	A	Clemson	82 74
												198	A	Akron	52 64
												230	H	ETSU	80 69
												234	N	Arkansas St.	55 50
												261	A	Delaware St.	69 45
												266	A	Morehead St.	74 56
												267	A	Morgan St.	38 42
												322	A	UMES	67 31
												343	A	Coppin St.	84 38
												350	H	Florida A&M	71 44
LAST 10 Division I															
267	A	Morgan St.	38 42	138	A	VCU	69 58								
343	A	Coppin St.	84 38	175	A	Clemson	82 74								
261	A	Delaware St.	69 45	198	A	Akron	52 64								
322	A	UMES	67 31	122	H	UNC Greensboro	57 48								
350	H	Florida A&M	71 44	266	A	Morehead St.	74 56								

Non-Div I Games: Saint Augustine's 75 44 Johnson &amp; Wales (NC121 61

N.C. A&amp;T

Loss, Non-Conf, S Site, H Home A Away N Neutral

N.C. Central

Through Games Of Jan. 21, 2020

Average RPI Win:	298	WON-LOST	WINNING	LAST 10	STRENGTH OF	OPP. STRENGTH	TEAM	ADJ.	CONF.	ADJ CONF.
Average RPI Loss:	193	RECORD	PCT. RANK	GAMES	SCHEDULE	OF SCHEDULE	RPI	RPI	RPI	RPI
DIV. I ONLY	4- 12	292	3-7	313	269	313	313	30	30	
DIV. I NON-CONF.	2- 9	304	1-4	220	223	303	303	31	31	
TOTALS	RPI 1-25	RPI 26-50	W-L RECORDS	RPI 51-100	RPI 101-150	RPI 150+				
4- 12	0- 1	0- 0	OVERALL	0- 2	1- 1	3- 8				
2- 3	0- 0	0- 0	HOME	0- 0	1- 0	1- 3				
2- 8	0- 1	0- 0	AWAY	0- 2	0- 1	2- 4				
0- 1	0- 0	0- 0	NEUTRAL	0- 0	0- 0	0- 1				
2- 9	0- 1	0- 0	NON-CONFERENCE	0- 2	1- 1	1- 5				
1- 3	0- 0	0- 0	HOME	0- 0	1- 0	0- 3				
1- 5	0- 1	0- 0	AWAY	0- 2	0- 1	1- 1				
0- 1	0- 0	0- 0	NEUTRAL	0- 0	0- 0	0- 1				
2- 3	0- 0	0- 0	CONFERENCE	0- 0	0- 0	2- 3				
1- 0	0- 0	0- 0	HOME	0- 0	0- 0	1- 0				
1- 3	0- 0	0- 0	AWAY	0- 0	0- 0	1- 3				
0- 0	0- 0	0- 0	NEUTRAL	0- 0	0- 0	0- 0				

RPI 1-25				RPI 26-50				RPI 51-100				RPI 101+ Team's RPI: 313			
RPI	S	Opponent	Score	RPI	S	Opponent	Score	RPI	S	Opponent	Score	RPI	S	Opponent	Score
6	A	Iowa	50 102					74	A	North Carolina	53 92	143	H	Campbell	67 64
								98	A	California	69 90	144	A	CSU Bakersfield	71 80
												182	A	Bethune-Cookman	52 73
												190	N	Penn St.	68 92
												240	H	High Point	58 78
												241	A	Col. of Charleston	78 85
												250	H	Winthrop	46 56
												261	A	Delaware St.	54 64
												307	H	FIU	58 59
												322	A	UMES	63 65
												348	A	LIU Brooklyn	61 59
												350	A	Florida A&M	71 70
												350	H	Florida A&M	66 57
LAST 10 Division I															
350	A	Florida A&M	71 70	348	A	LIU Brooklyn	61 59								
182	A	Bethune-Cookman	52 73	6	A	Iowa	50 102								
322	A	UMES	63 65	74	A	North Carolina	53 92								
261	A	Delaware St.	54 64	307	H	FIU	58 59								
350	H	Florida A&M	66 57	144	A	CSU Bakersfield	71 80								

Non-Div I Games: Washington Adventis83 48 Lincoln (PA) 53 68

N.C. Central

Loss, Non-Conf, S Site, H Home A Away N Neutral



Average RPI Win:	126	WON-LOST	WINNING	LAST 10	STRENGTH OF	OPP. STRENGTH	TEAM	ADJ.	CONF.	ADJ CONF.
Average RPI Loss:	74	RECORD	PCT. RANK	GAMES	SCHEDULE	OF SCHEDULE	RPI	RPI	RPI	RPI
DIV. I ONLY	17- 1	4	9-1	84	14	15	15	5	5	
DIV. I NON-CONF.	11- 0	1	3-0	185	39	17	17	3	3	
TOTALS	RPI 1-25	RPI 26-50	W-L RECORDS	RPI 51-100	RPI 101-150	RPI 150+				
17- 1	2- 0	3- 0	OVERALL	2- 1	3- 0	7- 0				
11- 0	2- 0	2- 0	HOME	1- 0	2- 0	4- 0				
4- 1	0- 0	0- 0	AWAY	1- 1	1- 0	2- 0				
2- 0	0- 0	1- 0	NEUTRAL	0- 0	0- 0	1- 0				
11- 0	1- 0	1- 0	NON-CONFERENCE	0- 0	2- 0	7- 0				
7- 0	1- 0	0- 0	HOME	0- 0	2- 0	4- 0				
2- 0	0- 0	0- 0	AWAY	0- 0	0- 0	2- 0				
2- 0	0- 0	1- 0	NEUTRAL	0- 0	0- 0	1- 0				
6- 1	1- 0	2- 0	CONFERENCE	2- 1	1- 0	0- 0				
4- 0	1- 0	2- 0	HOME	1- 0	0- 0	0- 0				
2- 1	0- 0	0- 0	AWAY	1- 1	1- 0	0- 0				
0- 0	0- 0	0- 0	NEUTRAL	0- 0	0- 0	0- 0				

RPI 1-25				Team's RPI: 15		RPI 26-50				RPI 51-100				RPI 101+					
RPI	S	Opponent	Score		RPI	S	Opponent	Score		RPI	S	Opponent	Score		RPI	S	Opponent	Score	
16	H	Maryland	66	59	30	H	Virginia Tech	76	69	60	H	Wake Forest	59	45	107	H	Elon	62	49
19	H	Florida St.	68	51	37	H	Virginia	80	60	74	A	North Carolina	60	66	115	A	Notre Dame	90	56
					49	N	Texas	84	73	82	A	Boston College	72	54	128	H	N.C. A&T	80	44
															169	A	Saint Mary's (CA)	87	70
															186	A	Hawaii	68	59
															195	H	Lamar University	81	40
															203	H	Chattanooga	74	38
															239	H	UNCW	80	40
															248	N	North Texas	76	65
															252	H	Maine	62	34
LAST 10 Division I																			
					60	H	Wake Forest	59	45	30	H	Virginia Tech	76	69					
					19	H	Florida St.	68	51	82	A	Boston College	72	54					
					115	A	Notre Dame	90	56	203	H	Chattanooga	74	38					
					74	A	North Carolina	60	66	107	H	Elon	62	49					
					37	H	Virginia	80	60	16	H	Maryland	66	59					

Non-Div I Games:

NC State

■ Loss, 
■ Non-Conf, S Site, 
■ Home 
■ Away 
N Neutral

N  
J  
I  
T

N  
J  
I  
T

NJIT

Page 186

Average RPI Win: <b>228</b>	WON-LOST	WINNING	LAST 10	STRENGTH OF	OPP. STRENGTH	TEAM	ADJ.	CONF.	ADJ CONF.
Average RPI Loss: <b>162</b>	RECORD	PCT. RANK	GAMES	SCHEDULE	OF SCHEDULE	RPI	RPI	RPI	RPI
DIV. I ONLY	<b>4- 12</b>	<b>292</b>	<b>1-9</b>	<b>149</b>	<b>259</b>	<b>274</b>	<b>274</b>	<b>15</b>	<b>15</b>
DIV. I NON-CONF.	<b>4- 6</b>	<b>212</b>	<b>1-3</b>	<b>292</b>	<b>250</b>	<b>272</b>	<b>272</b>	<b>15</b>	<b>15</b>
TOTALS	RPI 1-25	RPI 26-50	W-L RECORDS	RPI 51-100	RPI 101-150	RPI 150+			
4- 12	0- 0	0- 0	OVERALL	0- 5	0- 1	4- 6			
3- 4	0- 0	0- 0	HOME	0- 2	0- 1	3- 1			
1- 8	0- 0	0- 0	AWAY	0- 3	0- 0	1- 5			
0- 0	0- 0	0- 0	NEUTRAL	0- 0	0- 0	0- 0			
4- 6	0- 0	0- 0	NON-CONFERENCE	0- 1	0- 0	4- 5			
3- 1	0- 0	0- 0	HOME	0- 0	0- 0	3- 1			
1- 5	0- 0	0- 0	AWAY	0- 1	0- 0	1- 4			
0- 0	0- 0	0- 0	NEUTRAL	0- 0	0- 0	0- 0			
0- 6	0- 0	0- 0	CONFERENCE	0- 4	0- 1	0- 1			
0- 3	0- 0	0- 0	HOME	0- 2	0- 1	0- 0			
0- 3	0- 0	0- 0	AWAY	0- 2	0- 0	0- 1			
0- 0	0- 0	0- 0	NEUTRAL	0- 0	0- 0	0- 0			

RPI S	Opponent	Score	RPI S	Opponent	Score	RPI S	Opponent	Score	RPI S	Opponent	Score	Team's RPI: 274
						58	H Bucknell	34 61	133	H Holy Cross	49 58	
						74	A North Carolina	40 80	175	A Clemson	65 52	
						92	A Colgate	55 80	184	A Saint Joseph's	40 49	
						100	A Lehigh	40 70	202	H La Salle	61 46	
						100	H Lehigh	53 60	209	H George Mason	58 67	
									227	H Kennesaw St.	82 62	
									238	A Lafayette	52 79	
									244	A Fairfield	52 66	
									252	A Maine	41 46	
									255	A Vermont	56 64	
									309	H Air Force	67 59	
LAST 10 Division I												
238	A Lafayette	52 79	100	A Lehigh	40 70							
100	H Lehigh	53 60	184	A Saint Joseph's	40 49							
92	A Colgate	55 80	209	H George Mason	58 67							
58	H Bucknell	34 61	244	A Fairfield	52 66							
133	H Holy Cross	49 58	202	H La Salle	61 46							

Non-Div I Games: Stevenson 70 36

Navy

■ Loss, 
 ■ Non-Conf, 
 ■ S Site, 
 ■ H Home 
 ■ A Away 
 N Neutral

## Nebraska

Through Games Of Jan. 21, 2020

Average RPI Win:	168	WON-LOST	WINNING	LAST 10	STRENGTH OF	OPP. STRENGTH	TEAM	ADJ.	CONF.	ADJ CONF.
Average RPI Loss:	37	RECORD	PCT. RANK	GAMES	SCHEDULE	OF SCHEDULE	RPI	RPI	RPI	RPI
DIV. I ONLY	14- 4	39	7-3	112	45	47	47	2	2	
DIV. I NON-CONF.	10- 1	19	3-0	303	109	101	101	2	2	
TOTALS	RPI 1-25	RPI 26-50	W-L RECORDS	RPI 51-100	RPI 101-150	RPI 150+				
14- 4	1- 2	1- 1	OVERALL	3- 1	2- 0	7- 0				
11- 1	1- 1	1- 0	HOME	2- 0	1- 0	6- 0				
1- 3	0- 1	0- 1	AWAY	0- 1	1- 0	0- 0				
2- 0	0- 0	0- 0	NEUTRAL	1- 0	0- 0	1- 0				
10- 1	0- 1	1- 0	NON-CONFERENCE	1- 0	1- 0	7- 0				
7- 1	0- 1	1- 0	HOME	0- 0	0- 0	6- 0				
1- 0	0- 0	0- 0	AWAY	0- 0	1- 0	0- 0				
2- 0	0- 0	0- 0	NEUTRAL	1- 0	0- 0	1- 0				
4- 3	1- 1	0- 1	CONFERENCE	2- 1	1- 0	0- 0				
4- 0	1- 0	0- 0	HOME	2- 0	1- 0	0- 0				
0- 3	0- 1	0- 1	AWAY	0- 1	0- 0	0- 0				
0- 0	0- 0	0- 0	NEUTRAL	0- 0	0- 0	0- 0				

RPI S	Opponent	Score	RPI S	Opponent	Score	Team's RPI: 47	RPI S	Opponent	Score	RPI S	Opponent	Score
6	H Iowa	78 69	35	A Rutgers	65 69		52	H Michigan	74 71	135	H Wisconsin	65 50
16	A Maryland	69 87	48	H Duke	83 79		55	H Minnesota	72 58	147	A Missouri	90 85
22	H Creighton	74 79					75	A Michigan St.	70 78	213	H Manhattan	71 51
							80	N Southern California	67 54	237	H Southern U.	73 39
										243	H Oral Roberts	77 67
										267	H Morgan St.	78 55
										271	N Sacred Heart	72 49
										275	H Alabama A&M	68 46
										324	H SIUE	63 49
LAST 10 Division I												
52	H Michigan	74 71	75	A Michigan St.	70 78		6	H Iowa	78 69			
16	A Maryland	69 87					213	H Manhattan	71 51			
35	A Rutgers	65 69					243	H Oral Roberts	77 67			
135	H Wisconsin	65 50					48	H Duke	83 79			
55	H Minnesota	72 58										

Non-Div I Games:

Nebraska

■ Loss, 
 ■ Non-Conf, S Site, 
 ■ Home 
 ■ Away 
 N Neutral

Average RPI Win: <b>300</b>	WON-LOST	WINNING	LAST 10	STRENGTH OF	OPP. STRENGTH	TEAM	ADJ.	CONF.	ADJ CONF.
Average RPI Loss: <b>171</b>	RECORD	PCT. RANK	GAMES	SCHEDULE	OF SCHEDULE	RPI	RPI	RPI	RPI
DIV. I ONLY	8- 9	193	4-6	319	301	288	288	17	17
DIV. I NON-CONF.	6- 4	122	2-2	320	328	237	237	24	24
TOTALS	RPI 1-25	RPI 26-50	W-L RECORDS	RPI 51-100	RPI 101-150	RPI 150+			
8- 9	0- 0	0- 0	OVERALL	0- 2	0- 2	8- 5			
6- 3	0- 0	0- 0	HOME	0- 0	0- 1	6- 2			
1- 6	0- 0	0- 0	AWAY	0- 2	0- 1	1- 3			
1- 0	0- 0	0- 0	NEUTRAL	0- 0	0- 0	1- 0			
6- 4	0- 0	0- 0	NON-CONFERENCE	0- 1	0- 2	6- 1			
4- 1	0- 0	0- 0	HOME	0- 0	0- 1	4- 0			
1- 3	0- 0	0- 0	AWAY	0- 1	0- 1	1- 1			
1- 0	0- 0	0- 0	NEUTRAL	0- 0	0- 0	1- 0			
2- 5	0- 0	0- 0	CONFERENCE	0- 1	0- 0	2- 4			
2- 2	0- 0	0- 0	HOME	0- 0	0- 0	2- 2			
0- 3	0- 0	0- 0	AWAY	0- 1	0- 0	0- 2			
0- 0	0- 0	0- 0	NEUTRAL	0- 0	0- 0	0- 0			

RPI 1-25			RPI 26-50			RPI 51-100			RPI 101+ Team's RPI: 288		
RPI	S	Opponent	Score	RPI	S	Opponent	Score	RPI	S	Opponent	Score
								80	A	Southern California	47 50
								97	A	Boise St.	40 54
								111	A	Utah	62 68
								141	H	SFA	65 80
								155	H	San Jose St.	70 72
								169	H	Saint Mary's (CA)	78 72
								170	A	Portland St.	75 80
								217	A	Wyoming	59 83
								257	A	Colorado St.	70 75
								273	H	San Diego St.	70 69
								287	H	Utah St.	69 60
								309	H	Air Force	61 68
								321	A	Utah Valley	60 57
								325	N	UTRGV	62 57
								339	H	Cal Poly	71 40
								340	H	Sacramento St.	83 72
								346	H	Chicago St.	80 60
LAST 10 Division I											
273	H	San Diego St.	70 69	257	A	Colorado St.	70 75				
217	A	Wyoming	59 83	339	H	Cal Poly	71 40				
287	H	Utah St.	69 60	325	N	UTRGV	62 57				
155	H	San Jose St.	70 72	80	A	Southern California	47 50				
97	A	Boise St.	40 54	111	A	Utah	62 68				

Non-Div I Games: Stanislaus St. 80 62

Nevada

# New Hampshire

Through Games Of Jan. 21, 2020

Average RPI Win:	327	WON-LOST	WINNING	LAST 10	STRENGTH OF	OPP. STRENGTH	TEAM	ADJ.	CONF.	ADJ CONF.
Average RPI Loss:	158	RECORD	PCT. RANK	GAMES	SCHEDULE	OF SCHEDULE	RPI	RPI	RPI	RPI
DIV. I ONLY	5- 12	273	4-6	254	268	280	280	28	28	
DIV. I NON-CONF.	2- 9	304	1-3	183	249	298	298	27	27	
TOTALS	RPI 1-25	RPI 26-50	W-L RECORDS	RPI 51-100	RPI 101-150	RPI 150+				
5- 12	0- 2	0- 0	OVERALL	0- 0	0- 3	5- 7				
2- 4	0- 0	0- 0	HOME	0- 0	0- 1	2- 3				
3- 8	0- 2	0- 0	AWAY	0- 0	0- 2	3- 4				
0- 0	0- 0	0- 0	NEUTRAL	0- 0	0- 0	0- 0				
2- 9	0- 2	0- 0	NON-CONFERENCE	0- 0	0- 2	2- 5				
1- 3	0- 0	0- 0	HOME	0- 0	0- 0	1- 3				
1- 6	0- 2	0- 0	AWAY	0- 0	0- 2	1- 2				
0- 0	0- 0	0- 0	NEUTRAL	0- 0	0- 0	0- 0				
3- 3	0- 0	0- 0	CONFERENCE	0- 0	0- 1	3- 2				
1- 1	0- 0	0- 0	HOME	0- 0	0- 1	1- 0				
2- 2	0- 0	0- 0	AWAY	0- 0	0- 0	2- 2				
0- 0	0- 0	0- 0	NEUTRAL	0- 0	0- 0	0- 0				

RPI 1-25				RPI 26-50				RPI 51-100				RPI 101+ Team's RPI: 280			
RPI	S	Opponent	Score	RPI	S	Opponent	Score	RPI	S	Opponent	Score	RPI	S	Opponent	Score
11	A	Baylor	29 97									101	H	Stony Brook	44 53
21	A	Princeton	37 77									118	A	Massachusetts	65 67
												133	A	Holy Cross	61 82
												152	A	Dartmouth	47 66
												164	A	Merrimack	54 64
												196	H	Boston U.	64 78
												223	A	UMass Lowell	53 58
												228	H	Brown	68 76
												252	A	Maine	50 67
												293	H	North Dakota St.	61 67
												316	A	UMBC	72 63
												319	A	Bryant	68 56
												320	A	Albany (NY)	48 47
												335	H	Hartford	72 71
												345	H	Central Conn. St.	70 59
LAST 10 Division I															
316	A	UMBC	72 63	223	A	UMass Lowell	53 58								
320	A	Albany (NY)	48 47	21	A	Princeton	37 77								
101	H	Stony Brook	44 53	133	A	Holy Cross	61 82								
252	A	Maine	50 67	152	A	Dartmouth	47 66								
335	H	Hartford	72 71	345	H	Central Conn. St.	70 59								

Non-Div I Games: Wheaton (MA) 89 44

New Hampshire

Loss, Non-Conf, S Site, H Home A Away N Neutral

Average RPI Win:	225	WON-LOST	WINNING	LAST 10	STRENGTH OF	OPP. STRENGTH	TEAM	ADJ.	CONF.	ADJ CONF.
Average RPI Loss:	128	RECORD	PCT. RANK	GAMES	SCHEDULE	OF SCHEDULE	RPI	RPI	RPI	RPI
DIV. I ONLY	10- 9	169	4-6	161	176	180	180	17	17	
DIV. I NON-CONF.	8- 4	90	2-3	163	141	119	119	24	24	
TOTALS	RPI 1-25	RPI 26-50	W-L RECORDS	RPI 51-100	RPI 101-150	RPI 150+				
10- 9	0- 0	0- 2	OVERALL	0- 3	2- 0	8- 4				
6- 5	0- 0	0- 0	HOME	0- 1	1- 0	5- 4				
3- 3	0- 0	0- 1	AWAY	0- 2	0- 0	3- 0				
1- 1	0- 0	0- 1	NEUTRAL	0- 0	1- 0	0- 0				
8- 4	0- 0	0- 2	NON-CONFERENCE	0- 1	2- 0	6- 1				
5- 2	0- 0	0- 0	HOME	0- 1	1- 0	4- 1				
2- 1	0- 0	0- 1	AWAY	0- 0	0- 0	2- 0				
1- 1	0- 0	0- 1	NEUTRAL	0- 0	1- 0	0- 0				
2- 5	0- 0	0- 0	CONFERENCE	0- 2	0- 0	2- 3				
1- 3	0- 0	0- 0	HOME	0- 0	0- 0	1- 3				
1- 2	0- 0	0- 0	AWAY	0- 2	0- 0	1- 0				
0- 0	0- 0	0- 0	NEUTRAL	0- 0	0- 0	0- 0				

RPI S	Opponent	Score	RPI S	Opponent	Score	RPI S	Opponent	Score	RPI S	Opponent	Score	Team's RPI: 180
27	A Arizona St.	47 84	81	H Ball St.	57 70	110	H Providence	86 68				
28	N West Virginia	60 73	94	A Fresno St.	81 84	147	N Missouri	71 68				
			97	A Boise St.	82 83	155	H San Jose St.	80 81				
						158	H Houston	81 71				
						194	H UNLV	51 68				
						205	A UTEP	93 78				
						210	H Northern Ariz.	83 76				
						217	H Wyoming	66 73				
						235	H UC Riverside	80 70				
						257	H Colorado St.	73 62				
						258	H LMU (CA)	72 73				
						309	A Air Force	75 53				
						310	A New Mexico St.	86 67				
						310	H New Mexico St.	107 53				
LAST 10 Division I												
194	H UNLV	51 68	81	H Ball St.	57 70							
257	H Colorado St.	73 62	258	H LMU (CA)	72 73							
309	A Air Force	75 53	110	H Providence	86 68							
94	A Fresno St.	81 84	310	H New Mexico St.	107 53							
155	H San Jose St.	80 81	27	A Arizona St.	47 84							

Non-Div I Games: Northern N.M. 92 44

New Mexico

■ Loss, 
 ■ Non-Conf, S Site, 
 ■ Home 
 ■ Away 
 N Neutral

Average RPI Win:	317	WON-LOST	WINNING	LAST 10	STRENGTH OF	OPP. STRENGTH	TEAM	ADJ.	CONF.	ADJ CONF.
Average RPI Loss:	200	RECORD	PCT. RANK	GAMES	SCHEDULE	OF SCHEDULE	RPI	RPI	RPI	RPI
DIV. I ONLY	5- 12	273	4-6	270	339	310	310	32	32	
DIV. I NON-CONF.	2- 10	313	1-4	188	301	313	313	32	32	
TOTALS	RPI 1-25	RPI 26-50	W-L RECORDS	RPI 51-100	RPI 101-150	RPI 150+				
5- 12	0- 0	0- 1	OVERALL	0- 0	0- 2	5- 9				
3- 6	0- 0	0- 1	HOME	0- 0	0- 0	3- 5				
2- 4	0- 0	0- 0	AWAY	0- 0	0- 1	2- 3				
0- 2	0- 0	0- 0	NEUTRAL	0- 0	0- 1	0- 1				
2- 10	0- 0	0- 1	NON-CONFERENCE	0- 0	0- 2	2- 7				
1- 5	0- 0	0- 1	HOME	0- 0	0- 0	1- 4				
1- 3	0- 0	0- 0	AWAY	0- 0	0- 1	1- 2				
0- 2	0- 0	0- 0	NEUTRAL	0- 0	0- 1	0- 1				
3- 2	0- 0	0- 0	CONFERENCE	0- 0	0- 0	3- 2				
2- 1	0- 0	0- 0	HOME	0- 0	0- 0	2- 1				
1- 1	0- 0	0- 0	AWAY	0- 0	0- 0	1- 1				
0- 0	0- 0	0- 0	NEUTRAL	0- 0	0- 0	0- 0				

RPI 1-25			RPI 26-50			RPI 51-100			RPI 101+ Team's RPI: 310		
RPI	S	Opponent	Score	RPI	S	Opponent	Score	RPI	S	Opponent	Score
				27	H	Arizona St.	47 70	112	A	Abilene Christian	54 67
								129	N	Western Mich.	76 79
								180	A	New Mexico	53 107
								180	H	New Mexico	67 86
								205	A	UTEP	45 65
								205	H	UTEP	57 63
								225	A	UMKC	52 56
								235	H	UC Riverside	58 60
								262	H	Pepperdine	69 72
								295	A	Denver	78 75
								301	H	California Baptist	57 56
								302	H	Weber St.	77 47
								318	N	Georgia St.	51 59
								321	H	Utah Valley	54 58
								342	H	Seattle U	83 65
								346	A	Chicago St.	73 60
LAST 10 Division I											
342	H	Seattle U	83 65	112	A	Abilene Christian	54 67				
321	H	Utah Valley	54 58	27	H	Arizona St.	47 70				
225	A	UMKC	52 56	180	A	New Mexico	53 107				
346	A	Chicago St.	73 60	302	H	Weber St.	77 47				
301	H	California Baptist	57 56	129	N	Western Mich.	76 79				

Non-Div I Games: Western N.M. 75 56

New Mexico St.

■ Loss, 
 ■ Non-Conf, S Site, 
 ■ Home 
 ■ Away 
 N Neutral



## New Orleans

Through Games Of Jan. 21, 2020

Average RPI Win:	238	WON-LOST	WINNING	LAST 10	STRENGTH OF	OPP. STRENGTH	TEAM	ADJ.	CONF.	ADJ CONF.
Average RPI Loss:	114	RECORD	PCT. RANK	GAMES	SCHEDULE	OF SCHEDULE	RPI	RPI	RPI	RPI
DIV. I ONLY	7- 7	170	6-4	85	284	121	121	25	25	
DIV. I NON-CONF.	2- 5	259	1-2	56	186	165	165	22	22	
TOTALS	RPI 1-25	RPI 26-50	W-L RECORDS	RPI 51-100	RPI 101-150	RPI 150+				
7- 7	0- 1	0- 1	OVERALL	0- 1	1- 3	6- 1				
3- 2	0- 0	0- 0	HOME	0- 0	1- 2	2- 0				
4- 5	0- 1	0- 1	AWAY	0- 1	0- 1	4- 1				
0- 0	0- 0	0- 0	NEUTRAL	0- 0	0- 0	0- 0				
2- 5	0- 1	0- 1	NON-CONFERENCE	0- 1	0- 1	2- 1				
1- 1	0- 0	0- 0	HOME	0- 0	0- 1	1- 0				
1- 4	0- 1	0- 1	AWAY	0- 1	0- 0	1- 1				
0- 0	0- 0	0- 0	NEUTRAL	0- 0	0- 0	0- 0				
5- 2	0- 0	0- 0	CONFERENCE	0- 0	1- 2	4- 0				
2- 1	0- 0	0- 0	HOME	0- 0	1- 1	1- 0				
3- 1	0- 0	0- 0	AWAY	0- 0	0- 1	3- 0				
0- 0	0- 0	0- 0	NEUTRAL	0- 0	0- 0	0- 0				

RPI 1-25				RPI 26-50				RPI 51-100				RPI 101+ Team's RPI: 121			
RPI	S	Opponent	Score	RPI	S	Opponent	Score	RPI	S	Opponent	Score	RPI	S	Opponent	Score
25	A	LSU	49 83	34	A	Arkansas	52 82	65	A	Iowa St.	53 71	112	A	Abilene Christian	62 76
												124	H	Louisiana	60 65
												141	H	SFA	53 50
												150	H	Sam Houston St.	46 78
												192	H	North Dakota	79 73
												195	A	Lamar University	62 57
												220	A	Central Ark.	49 37
												272	A	Ole Miss	69 64
												291	A	Texas St.	49 51
												317	H	McNeese	78 59
												332	A	Incarnate Word	67 55
LAST 10 Division I															
				317	H	McNeese	78 59					192	H	North Dakota	79 73
				332	A	Incarnate Word	67 55					150	H	Sam Houston St.	46 78
				220	A	Central Ark.	49 37					112	A	Abilene Christian	62 76
				141	H	SFA	53 50					65	A	Iowa St.	53 71
				195	A	Lamar University	62 57					291	A	Texas St.	49 51

Non-Div I Games: Pensacola Christian91 31 Tougaloo 91 69

New Orleans

■ Loss, 
 ■ Non-Conf, 
 ■ S Site, 
 ■ Home 
 ■ A Away 
 N Neutral

## Niagara

Through Games Of Jan. 21, 2020

Average RPI Win:	282	WON-LOST	WINNING	LAST 10	STRENGTH OF	OPP. STRENGTH	TEAM	ADJ.	CONF.	ADJ CONF.
Average RPI Loss:	145	RECORD	PCT. RANK	GAMES	SCHEDULE	OF SCHEDULE	RPI	RPI	RPI	RPI
DIV. I ONLY	5- 10	260	5-5	176	274	216	216	24	24	
DIV. I NON-CONF.	2- 7	288	2-2	154	316	262	262	25	25	
TOTALS	RPI 1-25	RPI 26-50	W-L RECORDS	RPI 51-100	RPI 101-150	RPI 150+				
5- 10	0- 0	0- 1	OVERALL	0- 4	0- 0	5- 5				
2- 2	0- 0	0- 0	HOME	0- 2	0- 0	2- 0				
3- 8	0- 0	0- 1	AWAY	0- 2	0- 0	3- 5				
0- 0	0- 0	0- 0	NEUTRAL	0- 0	0- 0	0- 0				
2- 7	0- 0	0- 1	NON-CONFERENCE	0- 2	0- 0	2- 4				
1- 1	0- 0	0- 0	HOME	0- 1	0- 0	1- 0				
1- 6	0- 0	0- 1	AWAY	0- 1	0- 0	1- 4				
0- 0	0- 0	0- 0	NEUTRAL	0- 0	0- 0	0- 0				
3- 3	0- 0	0- 0	CONFERENCE	0- 2	0- 0	3- 1				
1- 1	0- 0	0- 0	HOME	0- 1	0- 0	1- 0				
2- 2	0- 0	0- 0	AWAY	0- 1	0- 0	2- 1				
0- 0	0- 0	0- 0	NEUTRAL	0- 0	0- 0	0- 0				

RPI S	Opponent	Score	RPI S	Opponent	Score	RPI S	Opponent	Score	RPI S	Opponent	Score	Team's RPI: 216
			35 A Rutgers		37 87	77 H Marist		67 94	154 A Cornell		59 82	
						79 H Buffalo		67 81	199 A Binghamton		55 74	
						85 A Rider		75 79	207 A Iona		63 57	
						92 A Colgate		72 85	213 A Manhattan		65 68	
									232 A Howard		42 91	
									264 H Oakland		77 63	
									281 A St. Bonaventure		67 71	
									286 A Monmouth		73 70	
									308 H Siena		68 61	
									343 A Coppin St.		82 67	
LAST 10 Division I												
			286 A Monmouth		73 70	85 A Rider		75 79				
			207 A Iona		63 57	343 A Coppin St.		82 67				
			77 H Marist		67 94	232 A Howard		42 91				
			308 H Siena		68 61	92 A Colgate		72 85				
			213 A Manhattan		65 68	264 H Oakland		77 63				

Non-Div I Games:

Niagara

■ Loss, 
 ■ Non-Conf, 
 S Site, 
 ■ Home 
 ■ Away 
 N Neutral

Average RPI Win:	301	WON-LOST	WINNING	LAST 10	STRENGTH OF	OPP. STRENGTH	TEAM	ADJ.	CONF.	ADJ CONF.
Average RPI Loss:	157	RECORD	PCT. RANK	GAMES	SCHEDULE	OF SCHEDULE	RPI	RPI	RPI	RPI
DIV. I ONLY	2- 13	329	2-8	180	254	303	303	25	25	
DIV. I NON-CONF.	1- 6	318	1-1	65	77	248	248	22	22	
TOTALS	RPI 1-25	RPI 26-50	W-L RECORDS	RPI 51-100	RPI 101-150	RPI 150+				
2- 13	0- 3	0- 0	OVERALL	0- 1	0- 3	2- 6				
1- 3	0- 0	0- 0	HOME	0- 0	0- 1	1- 2				
1- 9	0- 3	0- 0	AWAY	0- 0	0- 2	1- 4				
0- 1	0- 0	0- 0	NEUTRAL	0- 1	0- 0	0- 0				
1- 6	0- 3	0- 0	NON-CONFERENCE	0- 1	0- 1	1- 1				
1- 0	0- 0	0- 0	HOME	0- 0	0- 0	1- 0				
0- 5	0- 3	0- 0	AWAY	0- 0	0- 1	0- 1				
0- 1	0- 0	0- 0	NEUTRAL	0- 1	0- 0	0- 0				
1- 7	0- 0	0- 0	CONFERENCE	0- 0	0- 2	1- 5				
0- 3	0- 0	0- 0	HOME	0- 0	0- 1	0- 2				
1- 4	0- 0	0- 0	AWAY	0- 0	0- 1	1- 3				
0- 0	0- 0	0- 0	NEUTRAL	0- 0	0- 0	0- 0				

RPI 1-25				RPI 26-50				RPI 51-100				RPI 101+ Team's RPI: 303			
RPI	S	Opponent	Score	RPI	S	Opponent	Score	RPI	S	Opponent	Score	RPI	S	Opponent	Score
12	A	Indiana	47 111					87	N	North Florida	61 64	112	H	Abilene Christian	84 95
24	A	TCU	47 72									125	A	Rice	47 71
25	A	LSU	32 63									150	A	Sam Houston St.	71 87
												177	A	A&M-Corpus Christi	49 55
												195	H	Lamar University	78 84
												220	H	Central Ark.	46 53
												236	A	Jacksonville	55 72
												254	A	Southeastern La.	67 65
												332	A	Incarinate Word	51 53
												344	A	Northwestern St.	54 58
												347	H	La.-Monroe	74 59
LAST 10 Division I															
220	H	Central Ark.	46 53	332	A	Incarinate Word	51 53								
344	A	Northwestern St.	54 58	112	H	Abilene Christian	84 95								
254	A	Southeastern La.	67 65	177	A	A&M-Corpus Christi	49 55								
195	H	Lamar University	78 84	347	H	La.-Monroe	74 59								
150	A	Sam Houston St.	71 87	25	A	LSU	32 63								

Non-Div I Games: Southern-N.O. 94 61 Paul Quinn 101 68

Nicholls St.

Loss, Non-Conf, S Site, H Home A Away N Neutral

Average RPI Win:	234	WON-LOST	WINNING	LAST 10	STRENGTH OF	OPP. STRENGTH	TEAM	ADJ.	CONF.	ADJ CONF.
Average RPI Loss:	144	RECORD	PCT. RANK	GAMES	SCHEDULE	OF SCHEDULE	RPI	RPI	RPI	RPI
DIV. I ONLY	9- 7	140	6-4	211	251	173	173	30	30	
DIV. I NON-CONF.	5- 7	205	2-4	143	229	192	192	31	31	
TOTALS	RPI 1-25	RPI 26-50	W-L RECORDS	RPI 51-100	RPI 101-150	RPI 150+				
9- 7	0- 0	0- 1	OVERALL	1- 0	0- 3	8- 3				
4- 3	0- 0	0- 0	HOME	0- 0	0- 2	4- 1				
4- 3	0- 0	0- 0	AWAY	0- 0	0- 1	4- 2				
1- 1	0- 0	0- 1	NEUTRAL	1- 0	0- 0	0- 0				
5- 7	0- 0	0- 1	NON-CONFERENCE	1- 0	0- 3	4- 3				
2- 3	0- 0	0- 0	HOME	0- 0	0- 2	2- 1				
2- 3	0- 0	0- 0	AWAY	0- 0	0- 1	2- 2				
1- 1	0- 0	0- 1	NEUTRAL	1- 0	0- 0	0- 0				
4- 0	0- 0	0- 0	CONFERENCE	0- 0	0- 0	4- 0				
2- 0	0- 0	0- 0	HOME	0- 0	0- 0	2- 0				
2- 0	0- 0	0- 0	AWAY	0- 0	0- 0	2- 0				
0- 0	0- 0	0- 0	NEUTRAL	0- 0	0- 0	0- 0				

RPI S	Opponent	Score	RPI S	Opponent	Score	RPI S	Opponent	Score	RPI S	Opponent	Score	Team's RPI: 173
28 N	West Virginia	55 72	87 N	North Florida	57 54	108 H	Liberty	48 67	130 A	Richmond	69 77	
						131 H	Robert Morris	62 69	159 A	William & Mary	56 65	
						172 A	Hampton	77 56	182 H	Bethune-Cookman	61 51	
						202 H	La Salle	52 55	232 A	Howard	83 80	
						236 A	Jacksonville	71 64	240 H	High Point	72 58	
						247 A	Marshall	69 75	290 H	Longwood	49 46	
						322 H	UMES	68 45	343 A	Coppin St.	85 48	
LAST 10 Division I												
322 H	UMES	68 45	159 A	William & Mary	56 65	131 H	Robert Morris	62 69	28 N	West Virginia	55 72	
232 A	Howard	83 80	172 A	Hampton	77 56	290 H	Longwood	49 46				
343 A	Coppin St.	85 48										
182 H	Bethune-Cookman	61 51										
130 A	Richmond	69 77										

Non-Div I Games: Virginia-Lynchburg 123 48

Norfolk St.

Average RPI Win:	260	WON-LOST	WINNING	LAST 10	STRENGTH OF	OPP. STRENGTH	TEAM	ADJ.	CONF.	ADJ CONF.
Average RPI Loss:	66	RECORD	PCT. RANK	GAMES	SCHEDULE	OF SCHEDULE	RPI	RPI	RPI	RPI
DIV. I ONLY	12- 4	50	8-2	328	195	162	162	16	16	
DIV. I NON-CONF.	7- 3	80	3-1	348	284	236	236	16	16	
TOTALS	RPI 1-25	RPI 26-50	W-L RECORDS	RPI 51-100	RPI 101-150	RPI 150+				
12- 4	0- 1	0- 1	OVERALL	1- 1	1- 0	10- 1				
4- 2	0- 0	0- 1	HOME	1- 0	0- 0	3- 1				
4- 2	0- 1	0- 0	AWAY	0- 1	1- 0	3- 0				
4- 0	0- 0	0- 0	NEUTRAL	0- 0	0- 0	4- 0				
7- 3	0- 1	0- 0	NON-CONFERENCE	0- 1	0- 0	7- 1				
1- 1	0- 0	0- 0	HOME	0- 0	0- 0	1- 1				
2- 2	0- 1	0- 0	AWAY	0- 1	0- 0	2- 0				
4- 0	0- 0	0- 0	NEUTRAL	0- 0	0- 0	4- 0				
5- 1	0- 0	0- 1	CONFERENCE	1- 0	1- 0	3- 0				
3- 1	0- 0	0- 1	HOME	1- 0	0- 0	2- 0				
2- 0	0- 0	0- 0	AWAY	0- 0	1- 0	1- 0				
0- 0	0- 0	0- 0	NEUTRAL	0- 0	0- 0	0- 0				

RPI 1-25				RPI 26-50				RPI 51-100				RPI 101+				Team's RPI: 162
RPI	S	Opponent	Score	RPI	S	Opponent	Score	RPI	S	Opponent	Score	RPI	S	Opponent	Score	
6	A	Iowa	81 86	31	H	FGCU	63 74	65	A	Iowa St.	72 80	108	A	Liberty	76 71	
								87	H	North Florida	54 51	163	H	Samford	63 79	
												229	H	Stetson	68 57	
												236	H	Jacksonville	76 65	
												251	A	Lipscomb	84 72	
												265	N	UC Irvine	88 60	
												275	N	Alabama A&M	80 65	
												314	A	Alabama St.	81 60	
												324	N	SIUE	85 67	
												331	A	Tennessee St.	88 63	
												349	N	South Carolina St.	99 46	
												351	H	Mississippi Val.	86 60	
LAST 10 Division I																
229	H	Stetson	68 57	87	H	North Florida	54 51	65	A	Iowa St.	72 80					
31	H	FGCU	63 74	349	N	South Carolina St.	99 46	324	N	SIUE	85 67					
108	A	Liberty	76 71	314	A	Alabama St.	81 60									
251	A	Lipscomb	84 72													
236	H	Jacksonville	76 65													

Non-Div I Games: Virginia-Lynchburg 128 26 Oakwood 120 38

North Ala.

■ Loss, 
■ Non-Conf, S Site, 
■ Home 
■ Away 
N Neutral

# North Carolina

Through Games Of Jan. 21, 2020

Average RPI Win:	180	WON-LOST	WINNING	LAST 10	STRENGTH OF	OPP. STRENGTH	TEAM	ADJ.	CONF.	ADJ CONF.
Average RPI Loss:	32	RECORD	PCT. RANK	GAMES	SCHEDULE	OF SCHEDULE	RPI	RPI	RPI	RPI
DIV. I ONLY	13- 5	62	5-5	165	8	74	74	5	5	
DIV. I NON-CONF.	9- 2	39	1-2	317	37	129	129	3	3	
TOTALS	RPI 1-25	RPI 26-50	W-L RECORDS	RPI 51-100	RPI 101-150	RPI 150+				
13- 5	1- 2	1- 2	OVERALL	2- 1	3- 0	6- 0				
9- 2	1- 1	0- 1	HOME	1- 0	2- 0	5- 0				
1- 3	0- 1	1- 1	AWAY	0- 1	0- 0	0- 0				
3- 0	0- 0	0- 0	NEUTRAL	1- 0	1- 0	1- 0				
9- 2	0- 0	0- 1	NON-CONFERENCE	1- 1	3- 0	5- 0				
6- 1	0- 0	0- 1	HOME	0- 0	2- 0	4- 0				
0- 1	0- 0	0- 0	AWAY	0- 1	0- 0	0- 0				
3- 0	0- 0	0- 0	NEUTRAL	1- 0	1- 0	1- 0				
4- 3	1- 2	1- 1	CONFERENCE	1- 0	0- 0	1- 0				
3- 1	1- 1	0- 0	HOME	1- 0	0- 0	1- 0				
1- 2	0- 1	1- 1	AWAY	0- 0	0- 0	0- 0				
0- 0	0- 0	0- 0	NEUTRAL	0- 0	0- 0	0- 0				

RPI S	Opponent	Score	RPI S	Opponent	Score	RPI S	Opponent	Score	RPI S	Opponent	Score
1	H Louisville	67 74	30	A Virginia Tech	70 76	53	H Miami (FL)	78 58	107	H Elon	76 46
15	H NC State	66 60	37	A Virginia	65 47	57	N Temple	71 58	136	H Illinois	85 60
19	A Florida St.	64 78	45	H Yale	63 66	67	A Alabama	77 83	147	N Missouri	82 69
									239	N UNCW	85 45
									274	H Navy	80 40
									300	H Pittsburgh	70 62
									313	H N.C. Central	92 53
									327	H Western Caro.	92 55
									333	H Charleston So.	85 54
LAST 10 Division I											
1	H Louisville	67 74	37	A Virginia	65 47						
53	H Miami (FL)	78 58	300	H Pittsburgh	70 62						
19	A Florida St.	64 78	45	H Yale	63 66						
15	H NC State	66 60	239	N UNCW	85 45						
30	A Virginia Tech	70 76	67	A Alabama	77 83						

Non-Div I Games:

North Carolina

Loss, Non-Conf, S Site, H Home A Away N Neutral

North Dakota

Through Games Of Jan. 21, 2020

Average RPI Win:	277	WON-LOST	WINNING	LAST 10	STRENGTH OF	OPP. STRENGTH	TEAM	ADJ.	CONF.	ADJ CONF.
Average RPI Loss:	153	RECORD	PCT. RANK	GAMES	SCHEDULE	OF SCHEDULE	RPI	RPI	RPI	RPI
DIV. I ONLY	10- 7	124	5-5	325	223	192	192	19	19	
DIV. I NON-CONF.	7- 4	100	2-2	273	269	134	134	19	19	
TOTALS	RPI 1-25	RPI 26-50	W-L RECORDS	RPI 51-100	RPI 101-150	RPI 150+				
10- 7	0- 0	0- 1	OVERALL	0- 2	1- 1	9- 3				
4- 1	0- 0	0- 0	HOME	0- 1	1- 0	3- 0				
6- 6	0- 0	0- 1	AWAY	0- 1	0- 1	6- 3				
0- 0	0- 0	0- 0	NEUTRAL	0- 0	0- 0	0- 0				
7- 4	0- 0	0- 1	NON-CONFERENCE	0- 1	1- 1	6- 1				
2- 1	0- 0	0- 0	HOME	0- 1	1- 0	1- 0				
5- 3	0- 0	0- 1	AWAY	0- 0	0- 1	5- 1				
0- 0	0- 0	0- 0	NEUTRAL	0- 0	0- 0	0- 0				
3- 3	0- 0	0- 0	CONFERENCE	0- 1	0- 0	3- 2				
2- 0	0- 0	0- 0	HOME	0- 0	0- 0	2- 0				
1- 3	0- 0	0- 0	AWAY	0- 1	0- 0	1- 2				
0- 0	0- 0	0- 0	NEUTRAL	0- 0	0- 0	0- 0				

RPI 1-25			RPI 26-50			RPI 51-100			RPI 101+			Team's RPI: 192			
RPI	S	Opponent	Score	RPI	S	Opponent	Score	RPI	S	Opponent	Score				
				42	A	Arizona	42 74	78	H	Illinois St.	58 66	121	A	New Orleans	73 79
								83	A	South Dakota St.	64 99	145	H	Rhode Island	67 61
												183	H	Valparaiso	65 63
												211	A	SMU	51 66
												243	A	Oral Roberts	52 75
												276	H	Omaha	63 57
												277	A	Grand Canyon	78 76
												285	A	Milwaukee	66 58
												293	A	North Dakota St.	82 92
												294	A	Ga. Southern	69 56
												295	A	Denver	90 82
												329	H	Purdue Fort Wayne	91 85
												333	A	Charleston So.	73 57
												349	A	South Carolina St.	95 53
LAST 10 Division I															
				293	A	North Dakota St.	82 92	295	A	Denver	90 82				
				83	A	South Dakota St.	64 99	121	A	New Orleans	73 79				
				243	A	Oral Roberts	52 75	285	A	Milwaukee	66 58				
				276	H	Omaha	63 57	211	A	SMU	51 66				
				329	H	Purdue Fort Wayne	91 85	333	A	Charleston So.	73 57				

Non-Div I Games: Northland 118 35 Mayville St. 83 52

North Dakota

Loss, Non-Conf, S Site, H Home A Away N Neutral

Average RPI Win:	236	WON-LOST	WINNING	LAST 10	STRENGTH OF	OPP. STRENGTH	TEAM	ADJ.	CONF.	ADJ CONF.
Average RPI Loss:	144	RECORD	PCT. RANK	GAMES	SCHEDULE	OF SCHEDULE	RPI	RPI	RPI	RPI
DIV. I ONLY	2- 13	329	2-8	133	169	293	293	19	19	
DIV. I NON-CONF.	1- 9	326	1-4	138	99	294	294	19	19	
TOTALS	RPI 1-25	RPI 26-50	W-L RECORDS	RPI 51-100	RPI 101-150	RPI 150+				
2- 13	0- 1	0- 2	OVERALL	0- 2	0- 2	2- 6				
1- 7	0- 0	0- 1	HOME	0- 1	0- 1	1- 4				
1- 6	0- 1	0- 1	AWAY	0- 1	0- 1	1- 2				
0- 0	0- 0	0- 0	NEUTRAL	0- 0	0- 0	0- 0				
1- 9	0- 1	0- 1	NON-CONFERENCE	0- 2	0- 2	1- 3				
0- 5	0- 0	0- 0	HOME	0- 1	0- 1	0- 3				
1- 4	0- 1	0- 1	AWAY	0- 1	0- 1	1- 0				
0- 0	0- 0	0- 0	NEUTRAL	0- 0	0- 0	0- 0				
1- 4	0- 0	0- 1	CONFERENCE	0- 0	0- 0	1- 3				
1- 2	0- 0	0- 1	HOME	0- 0	0- 0	1- 1				
0- 2	0- 0	0- 0	AWAY	0- 0	0- 0	0- 2				
0- 0	0- 0	0- 0	NEUTRAL	0- 0	0- 0	0- 0				

RPI 1-25				RPI 26-50				RPI 51-100				RPI 101+ Team's RPI: 293			
RPI	S	Opponent	Score	RPI	S	Opponent	Score	RPI	S	Opponent	Score	RPI	S	Opponent	Score
22	A	Creighton	59 70	43	H	South Dakota	36 80	65	H	Iowa St.	58 86	135	H	Wisconsin	63 64
				50	A	UNI	63 95	72	A	Bradley	64 70	137	A	Northeastern	61 72
												183	H	Valparaiso	54 66
												191	H	Northern Ill.	68 74
												192	H	North Dakota	92 82
												215	H	Western Ill.	78 79
												217	H	Wyoming	57 66
												243	A	Oral Roberts	62 70
												280	A	New Hampshire	67 61
												295	A	Denver	82 91
LAST 10 Division I															
192	H	North Dakota	92 82	135	H	Wisconsin	63 64								
43	H	South Dakota	36 80	72	A	Bradley	64 70								
243	A	Oral Roberts	62 70	280	A	New Hampshire	67 61								
215	H	Western Ill.	78 79	137	A	Northeastern	61 72								
295	A	Denver	82 91	217	H	Wyoming	57 66								

Non-Div I Games: Waldorf 92 26 Mayville St. 97 59

North Dakota St.



# North Florida

Through Games Of Jan. 21, 2020

Average RPI Win:	237	WON-LOST	WINNING	LAST 10	STRENGTH OF	OPP. STRENGTH	TEAM	ADJ.	CONF.	ADJ CONF.
Average RPI Loss:	83	RECORD	PCT. RANK	GAMES	SCHEDULE	OF SCHEDULE	RPI	RPI	RPI	RPI
DIV. I ONLY	8- 8	170	5-5	61	199	87	87	16	16	
DIV. I NON-CONF.	5- 6	187	2-3	66	125	86	86	16	16	
TOTALS	RPI 1-25	RPI 26-50	W-L RECORDS	RPI 51-100	RPI 101-150	RPI 150+				
8- 8	0- 2	0- 1	OVERALL	1- 2	1- 1	6- 2				
2- 1	0- 0	0- 1	HOME	0- 0	1- 0	1- 0				
4- 5	0- 2	0- 0	AWAY	0- 1	0- 1	4- 1				
2- 2	0- 0	0- 0	NEUTRAL	1- 1	0- 0	1- 1				
5- 6	0- 2	0- 0	NON-CONFERENCE	1- 2	1- 1	3- 1				
1- 0	0- 0	0- 0	HOME	0- 0	1- 0	0- 0				
2- 4	0- 2	0- 0	AWAY	0- 1	0- 1	2- 0				
2- 2	0- 0	0- 0	NEUTRAL	1- 1	0- 0	1- 1				
3- 2	0- 0	0- 1	CONFERENCE	0- 0	0- 0	3- 1				
1- 1	0- 0	0- 1	HOME	0- 0	0- 0	1- 0				
2- 1	0- 0	0- 0	AWAY	0- 0	0- 0	2- 1				
0- 0	0- 0	0- 0	NEUTRAL	0- 0	0- 0	0- 0				

RPI 1-25				RPI 26-50				RPI 51-100				RPI 101+			
RPI	S	Opponent	Score	RPI	S	Opponent	Score	RPI	S	Opponent	Score	RPI	S	Opponent	Score
12	A	Indiana	45 72	31	H	FGCU	50 72	53	A	Miami (FL)	55 78	133	H	Holy Cross	80 60
19	A	Florida St.	41 70					77	N	Marist	54 69	135	A	Wisconsin	62 75
								85	N	Rider	80 70	162	A	North Ala.	51 54
												173	N	Norfolk St.	54 57
												227	A	Kennesaw St.	64 55
												236	A	Jacksonville	70 64
												275	A	Alabama A&M	73 64
												303	N	Nicholls St.	64 61
												307	A	FIU	64 49
												328	H	NJIT	71 48
LAST 10 Division I															
236	A	Jacksonville	70 64	133	H	Holy Cross	80 60								
31	H	FGCU	50 72	19	A	Florida St.	41 70								
328	H	NJIT	71 48	12	A	Indiana	45 72								
227	A	Kennesaw St.	64 55	303	N	Nicholls St.	64 61								
162	A	North Ala.	51 54	173	N	Norfolk St.	54 57								

Non-Div I Games: Warner 110 46 Edward Waters 80 51

North Florida

Loss, Non-Conf, S Site, H Home A Away N Neutral

Non-Conference				Through Games of Jan. 11, 1910						
Average RPI Win:	210	WON-LOST	WINNING	LAST 10	STRENGTH OF	OPP. STRENGTH	TEAM	ADJ.	CONF.	ADJ CONF.
Average RPI Loss:	170	RECORD	PCT. RANK	GAMES	SCHEDULE	OF SCHEDULE	RPI	RPI	RPI	RPI
DIV. I ONLY	6- 9	226	4-6	192	225	248	248	13	13	
DIV. I NON-CONF.	4- 5	195	2-2	159	241	205	205	14	14	
-----										
TOTALS	RPI 1-25		RPI 26-50		W-L RECORDS		RPI 51-100		RPI 101-150	RPI 150+
6- 9	0- 1		1- 1		OVERALL		0- 0		1- 2	4- 5
5- 3	0- 0		1- 0		HOME		0- 0		1- 1	3- 2
1- 4	0- 0		0- 0		AWAY		0- 0		0- 1	1- 3
0- 2	0- 1		0- 1		NEUTRAL		0- 0		0- 0	0- 0
4- 5	0- 1		0- 1		NON-CONFERENCE		0- 0		1- 2	3- 1
3- 1	0- 0		0- 0		HOME		0- 0		1- 1	2- 0
1- 2	0- 0		0- 0		AWAY		0- 0		0- 1	1- 1
0- 2	0- 1		0- 1		NEUTRAL		0- 0		0- 0	0- 0
2- 4	0- 0		1- 0		CONFERENCE		0- 0		0- 0	1- 4
2- 2	0- 0		1- 0		HOME		0- 0		0- 0	1- 2
0- 2	0- 0		0- 0		AWAY		0- 0		0- 0	0- 2
0- 0	0- 0		0- 0		NEUTRAL		0- 0		0- 0	0- 0

RPI 1-25				RPI 26-50				RPI 51-100				RPI 101+				Team's RPI: 248	
RPI	S	Opponent	Score	RPI	S	Opponent	Score	RPI	S	Opponent	Score	RPI	S	Opponent	Score		
15	N	NC State	65 76	33	H	Western Ky.	61 54					116	H	UT Arlington	49 68		
				49	N	Texas	57 63					124	H	Louisiana	69 66		
												144	A	CSU Bakersfield	52 61		
												179	H	Southern Miss.	57 65		
												186	A	Hawaii	66 60		
												189	A	Fla. Atlantic	78 84		
												247	H	Marshall	59 68		
												259	H	Louisiana Tech	74 69		
												287	A	Utah St.	55 66		
												307	A	FIU	56 58		
												311	H	Alcorn	67 31		
												347	H	La.-Monroe	63 51		
LAST 10 Division I																	
				259	H	Louisiana Tech	74 69	33	H	Western Ky.	61 54						
				179	H	Southern Miss.	57 65	347	H	La.-Monroe	63 51						
				189	A	Fla. Atlantic	78 84	287	A	Utah St.	55 66						
				307	A	FIU	56 58	124	H	Louisiana	69 66						
				247	H	Marshall	59 68	15	N	NC State	65 76						

Non-Div I Games:	Mid-Amer. Christian	59	61	Xavier (LA)	68	31	Tex. A&M-Texarkana	114	54
------------------	---------------------	----	----	-------------	----	----	--------------------	-----	----

North Texas

Loss, Non-Conf, S Site, H Home A Away N Neutral

## Northeastern

Through Games Of Jan. 21, 2020

Average RPI Win:	233	WON-LOST	WINNING	LAST 10	STRENGTH OF	OPP. STRENGTH	TEAM	ADJ.	CONF.	ADJ CONF.
Average RPI Loss:	76	RECORD	PCT. RANK	GAMES	SCHEDULE	OF SCHEDULE	RPI	RPI	RPI	RPI
DIV. I ONLY	8- 8	170	8-2	104	132	137	137	14	14	
DIV. I NON-CONF.	4- 7	225	4-1	82	91	168	168	13	13	
TOTALS	RPI 1-25	RPI 26-50	W-L RECORDS	RPI 51-100	RPI 101-150	RPI 150+				
8- 8	0- 2	0- 2	OVERALL	0- 2	2- 1	6- 1				
5- 3	0- 0	0- 2	HOME	0- 1	1- 0	4- 0				
3- 5	0- 2	0- 0	AWAY	0- 1	1- 1	2- 1				
0- 0	0- 0	0- 0	NEUTRAL	0- 0	0- 0	0- 0				
4- 7	0- 2	0- 2	NON-CONFERENCE	0- 1	1- 1	3- 1				
2- 3	0- 0	0- 2	HOME	0- 1	0- 0	2- 0				
2- 4	0- 2	0- 0	AWAY	0- 0	1- 1	1- 1				
0- 0	0- 0	0- 0	NEUTRAL	0- 0	0- 0	0- 0				
4- 1	0- 0	0- 0	CONFERENCE	0- 1	1- 0	3- 0				
3- 0	0- 0	0- 0	HOME	0- 0	1- 0	2- 0				
1- 1	0- 0	0- 0	AWAY	0- 1	0- 0	1- 0				
0- 0	0- 0	0- 0	NEUTRAL	0- 0	0- 0	0- 0				

RPI 1-25				RPI 26-50				RPI 51-100				RPI 101+ Team's RPI: 137			
RPI	S	Opponent	Score	RPI	S	Opponent	Score	RPI	S	Opponent	Score	RPI	S	Opponent	Score
7	A	Oregon	47 89	43	H	South Dakota	76 80	90	A	Drexel	41 50	107	H	Elon	68 65
23	A	Central Mich.	63 79	45	H	Yale	63 78	91	H	Dayton	60 71	114	A	Fordham	58 74
												146	A	Harvard	46 44
												159	H	William & Mary	61 55
												196	A	Boston U.	56 72
												252	A	Maine	66 58
												253	A	Delaware	72 62
												293	H	North Dakota St.	72 61
												315	H	Hofstra	74 51
												335	H	Hartford	60 47
LAST 10 Division I															
159	H	William & Mary	61 55	196	A	Boston U.	56 72	252	A	Maine	66 58	335	H	Hartford	60 47
107	H	Elon	68 65	293	H	North Dakota St.	72 61	315	H	Hofstra	74 51	146	A	Harvard	46 44
253	A	Delaware	72 62	90	A	Drexel	41 50	107	H	Elon	68 65	114	A	Fordham	58 74
90	A	Drexel	41 50	43	H	South Dakota	76 80	91	H	Dayton	60 71	159	H	William & Mary	61 55
315	H	Hofstra	74 51	45	H	Yale	63 78	90	A	Drexel	41 50	196	A	Boston U.	56 72

Non-Div I Games:

Northeastern

■ Loss, 
 ■ Non-Conf, S Site, 
 ■ Home 
 ■ Away 
 N Neutral

Average RPI Win:	265	WON-LOST	WINNING	LAST 10	STRENGTH OF	OPP. STRENGTH	TEAM	ADJ.	CONF.	ADJ CONF.
Average RPI Loss:	151	RECORD	PCT. RANK	GAMES	SCHEDULE	OF SCHEDULE	RPI	RPI	RPI	RPI
DIV. I ONLY	8- 8	170	6-4	238	279	210	210	21	21	
DIV. I NON-CONF.	3- 6	235	1-2	160	272	219	219	17	17	
TOTALS	RPI 1-25	RPI 26-50	W-L RECORDS	RPI 51-100	RPI 101-150	RPI 150+				
8- 8	0- 1	0- 0	OVERALL	0- 1	0- 2	8- 4				
4- 3	0- 0	0- 0	HOME	0- 0	0- 1	4- 2				
3- 4	0- 0	0- 0	AWAY	0- 1	0- 1	3- 2				
1- 1	0- 1	0- 0	NEUTRAL	0- 0	0- 0	1- 0				
3- 6	0- 1	0- 0	NON-CONFERENCE	0- 1	0- 1	3- 3				
1- 1	0- 0	0- 0	HOME	0- 0	0- 0	1- 1				
1- 4	0- 0	0- 0	AWAY	0- 1	0- 1	1- 2				
1- 1	0- 1	0- 0	NEUTRAL	0- 0	0- 0	1- 0				
5- 2	0- 0	0- 0	CONFERENCE	0- 0	0- 1	5- 1				
3- 2	0- 0	0- 0	HOME	0- 0	0- 1	3- 1				
2- 0	0- 0	0- 0	AWAY	0- 0	0- 0	2- 0				
0- 0	0- 0	0- 0	NEUTRAL	0- 0	0- 0	0- 0				

RPI S	Opponent	Score	RPI S	Opponent	Score	RPI S	Opponent	Score	RPI S	Opponent	Score	Team's RPI: 210
10 N	Oregon St.	57 <b>91</b>				94 A	Fresno St.	66 <b>83</b>	109 H	Montana St.	64 <b>72</b>	
									125 A	Rice	57 <b>71</b>	
									155 N	San Jose St.	67 64	
									166 H	Montana	71 <b>79</b>	
									180 A	New Mexico	76 <b>83</b>	
									197 H	Southern Utah	84 76	
									200 H	Northern Colo.	72 45	
									221 H	UC Davis	61 <b>71</b>	
									283 A	Idaho St.	70 59	
									298 A	Houston Baptist	79 62	
									301 A	California Baptist	79 <b>98</b>	
									302 A	Weber St.	88 82	
									340 H	Sacramento St.	114 107	
									342 H	Seattle U	88 80	
LAST 10 Division I												
200 H	Northern Colo.	72 45	109 H	Montana St.	64 <b>72</b>							
197 H	Southern Utah	84 76	166 H	Montana	71 <b>79</b>							
283 A	Idaho St.	70 59	155 N	San Jose St.	67 64							
340 H	Sacramento St.	114 107	10 N	Oregon St.	57 <b>91</b>							
302 A	Weber St.	88 82	221 H	UC Davis	61 <b>71</b>							

Non-Div I Games:

Northern Ariz.

■ Loss, 
■ Non-Conf, 
S Site, 
■ Home 
■ Away 
N Neutral

Average RPI Win:	231	WON-LOST	WINNING	LAST 10	STRENGTH OF	OPP. STRENGTH	TEAM	ADJ.	CONF.	ADJ CONF.
Average RPI Loss:	177	RECORD	PCT. RANK	GAMES	SCHEDULE	OF SCHEDULE	RPI	RPI	RPI	RPI
DIV. I ONLY	7- 8	200	5-5	262	156	200	200	21	21	
DIV. I NON-CONF.	4- 5	195	2-2	234	94	177	177	17	17	
TOTALS	RPI 1-25	RPI 26-50	W-L RECORDS	RPI 51-100	RPI 101-150	RPI 150+				
7- 8	0- 2	0- 0	OVERALL	0- 0	0- 1	7- 5				
2- 3	0- 0	0- 0	HOME	0- 0	0- 0	2- 3				
5- 5	0- 2	0- 0	AWAY	0- 0	0- 1	5- 2				
0- 0	0- 0	0- 0	NEUTRAL	0- 0	0- 0	0- 0				
4- 5	0- 2	0- 0	NON-CONFERENCE	0- 0	0- 0	4- 3				
1- 2	0- 0	0- 0	HOME	0- 0	0- 0	1- 2				
3- 3	0- 2	0- 0	AWAY	0- 0	0- 0	3- 1				
0- 0	0- 0	0- 0	NEUTRAL	0- 0	0- 0	0- 0				
3- 3	0- 0	0- 0	CONFERENCE	0- 0	0- 1	3- 2				
1- 1	0- 0	0- 0	HOME	0- 0	0- 0	1- 1				
2- 2	0- 0	0- 0	AWAY	0- 0	0- 1	2- 1				
0- 0	0- 0	0- 0	NEUTRAL	0- 0	0- 0	0- 0				

RPI	S	Opponent	Score	RPI	S	Opponent	Score	RPI	S	Opponent	Score	RPI	S	Opponent	Score	Team's RPI: 200
5	A	Stanford	36 90					109	A	Montana St.	58 91					
8	A	UCLA	58 92					166	A	Montana	67 58					
								170	H	Portland St.	77 58					
								203	A	Chattanooga	59 42					
								210	A	Northern Ariz.	45 72					
								211	A	SMU	61 52					
								217	A	Wyoming	46 44					
								231	H	San Francisco	83 90					
								257	H	Colorado St.	58 75					
								295	A	Denver	55 74					
								302	H	Weber St.	60 65					
								309	H	Air Force	72 62					
								340	A	Sacramento St.	73 63					
LAST 10 Division I																
210	A	Northern Ariz.	45 72	170	H	Portland St.	77 58									
340	A	Sacramento St.	73 63	217	A	Wyoming	46 44									
302	H	Weber St.	60 65	295	A	Denver	55 74									
166	A	Montana	67 58	203	A	Chattanooga	59 42									
109	A	Montana St.	58 91	8	A	UCLA	58 92									

Non-Div I Games:

Northern Colo.

■ Loss, 
 ■ Non-Conf, S Site, 
 ■ Home 
 ■ Away 
 N Neutral

Average RPI Win:	228	WON-LOST	WINNING	LAST 10	STRENGTH OF	OPP. STRENGTH	TEAM	ADJ.	CONF.	ADJ CONF.
Average RPI Loss:	111	RECORD	PCT. RANK	GAMES	SCHEDULE	OF SCHEDULE	RPI	RPI	RPI	RPI
DIV. I ONLY	5- 11	268	2-8	72	191	191	191	10	10	
DIV. I NON-CONF.	4- 7	225	1-4	70	227	163	163	10	10	
TOTALS	RPI 1-25	RPI 26-50	W-L RECORDS	RPI 51-100	RPI 101-150	RPI 150+				
5- 11	0- 0	0- 3	OVERALL	0- 3	1- 2	4- 3				
1- 5	0- 0	0- 1	HOME	0- 1	0- 2	1- 1				
3- 5	0- 0	0- 1	AWAY	0- 2	0- 0	3- 2				
1- 1	0- 0	0- 1	NEUTRAL	0- 0	1- 0	0- 0				
4- 7	0- 0	0- 3	NON-CONFERENCE	0- 2	1- 1	3- 1				
1- 3	0- 0	0- 1	HOME	0- 1	0- 1	1- 0				
2- 3	0- 0	0- 1	AWAY	0- 1	0- 0	2- 1				
1- 1	0- 0	0- 1	NEUTRAL	0- 0	1- 0	0- 0				
1- 4	0- 0	0- 0	CONFERENCE	0- 1	0- 1	1- 2				
0- 2	0- 0	0- 0	HOME	0- 0	0- 1	0- 1				
1- 2	0- 0	0- 0	AWAY	0- 1	0- 0	1- 1				
0- 0	0- 0	0- 0	NEUTRAL	0- 0	0- 0	0- 0				

RPI S	Opponent	Score	RPI S	Opponent	Score	RPI S	Opponent	Score	RPI S	Opponent	Score	Team's RPI: 191
			32 A	Purdue	63 68	66 H	Southern Ill.	61 80	104 H	Kent St.	71 79	
			38 H	Drake	49 73	76 A	Ohio	67 87	142 N	Tennessee Tech	82 74	
			43 N	South Dakota	48 91	78 A	Illinois St.	66 69	146 H	Harvard	53 59	
									160 H	Toledo	51 63	
									188 A	Miami (OH)	64 66	
									198 A	Akron	70 65	
									249 H	Eastern Ill.	61 48	
									257 A	Colorado St.	80 75	
									285 A	Milwaukee	65 78	
									293 A	North Dakota St.	74 68	
LAST 10 Division I												
			198 A	Akron	70 65	38 H	Drake	49 73				
			104 H	Kent St.	71 79	66 H	Southern Ill.	61 80				
			160 H	Toledo	51 63	249 H	Eastern Ill.	61 48				
			188 A	Miami (OH)	64 66	285 A	Milwaukee	65 78				
			76 A	Ohio	67 87	43 N	South Dakota	48 91				

Non-Div I Games:

Northern Ill.

■ Loss, 
■ Non-Conf, 
■ S Site, 
■ H Home 
■ A Away 
N Neutral

Average RPI Win:	273	WON-LOST	WINNING	LAST 10	STRENGTH OF	OPP. STRENGTH	TEAM	ADJ.	CONF.	ADJ CONF.
Average RPI Loss:	140	RECORD	PCT. RANK	GAMES	SCHEDULE	OF SCHEDULE	RPI	RPI	RPI	RPI
DIV. I ONLY	9- 9	170	5-5	282	217	224	224	20	20	
DIV. I NON-CONF.	6- 5	151	2-1	312	184	233	233	18	18	
TOTALS	RPI 1-25	RPI 26-50	W-L RECORDS	RPI 51-100	RPI 101-150	RPI 150+				
9- 9	0- 1	0- 0	OVERALL	0- 3	0- 1	9- 4				
4- 4	0- 1	0- 0	HOME	0- 1	0- 1	4- 1				
4- 5	0- 0	0- 0	AWAY	0- 2	0- 0	4- 3				
1- 0	0- 0	0- 0	NEUTRAL	0- 0	0- 0	1- 0				
6- 5	0- 1	0- 0	NON-CONFERENCE	0- 2	0- 0	6- 2				
3- 2	0- 1	0- 0	HOME	0- 1	0- 0	3- 0				
2- 3	0- 0	0- 0	AWAY	0- 1	0- 0	2- 2				
1- 0	0- 0	0- 0	NEUTRAL	0- 0	0- 0	1- 0				
3- 4	0- 0	0- 0	CONFERENCE	0- 1	0- 1	3- 2				
1- 2	0- 0	0- 0	HOME	0- 0	0- 1	1- 1				
2- 2	0- 0	0- 0	AWAY	0- 1	0- 0	2- 1				
0- 0	0- 0	0- 0	NEUTRAL	0- 0	0- 0	0- 0				

RPI	S	Opponent	Score	RPI	S	Opponent	Score	RPI	S	Opponent	Score	RPI	S	Opponent	Score	Team's RPI: 224
1	H	Louisville	57 85					56	A	IUPUI	61 89	134	H	Wright St.	55 63	
								84	A	Belmont	45 62	161	H	Youngstown St.	75 56	
								99	H	Saint Louis	42 67	185	A	Green Bay	44 65	
												187	H	Cleveland St.	68 73	
												220	H	Central Ark.	72 56	
												251	A	Lipscomb	69 71	
												260	A	Eastern Ky.	62 69	
												269	A	Indiana St.	70 68	
												276	H	Omaha	57 40	
												285	A	Milwaukee	61 49	
												296	H	Wofford	80 72	
												306	N	Jacksonville St.	66 63	
												307	A	FIU	67 45	
												341	A	UIC	88 46	
LAST 10 Division I																
134	H	Wright St.	55 63	285	A	Milwaukee	61 49									
341	A	UIC	88 46	185	A	Green Bay	44 65									
56	A	IUPUI	61 89	296	H	Wofford	80 72									
187	H	Cleveland St.	68 73	269	A	Indiana St.	70 68									
161	H	Youngstown St.	75 56	1	H	Louisville	57 85									

Non-Div I Games:

Northern Ky.

■ Loss, 
 ■ Non-Conf, S Site, 
 ■ Home 
 ■ Away 
 N Neutral

## Northwestern

Through Games Of Jan. 21, 2020

Average RPI Win:	121	WON-LOST	WINNING	LAST 10	STRENGTH OF	OPP. STRENGTH	TEAM	ADJ.	CONF.	ADJ CONF.
Average RPI Loss:	10	RECORD	PCT. RANK	GAMES	SCHEDULE	OF SCHEDULE	RPI	RPI	RPI	RPI
DIV. I ONLY	16- 2	11	9-1	34	6	17	17	2	2	
DIV. I NON-CONF.	10- 1	19	3-0	107	28	25	25	2	2	
TOTALS	RPI 1-25	RPI 26-50	W-L RECORDS	RPI 51-100	RPI 101-150	RPI 150+				
16- 2	2- 2	3- 0	OVERALL	3- 0	2- 0	6- 0				
9- 2	1- 2	1- 0	HOME	2- 0	1- 0	4- 0				
5- 0	1- 0	2- 0	AWAY	1- 0	1- 0	0- 0				
2- 0	0- 0	0- 0	NEUTRAL	0- 0	0- 0	2- 0				
10- 1	0- 1	2- 0	NON-CONFERENCE	2- 0	1- 0	5- 0				
6- 1	0- 1	0- 0	HOME	2- 0	1- 0	3- 0				
2- 0	0- 0	2- 0	AWAY	0- 0	0- 0	0- 0				
2- 0	0- 0	0- 0	NEUTRAL	0- 0	0- 0	2- 0				
6- 1	2- 1	1- 0	CONFERENCE	1- 0	1- 0	1- 0				
3- 1	1- 1	1- 0	HOME	0- 0	0- 0	1- 0				
3- 0	1- 0	0- 0	AWAY	1- 0	1- 0	0- 0				
0- 0	0- 0	0- 0	NEUTRAL	0- 0	0- 0	0- 0				

RPI	S	Opponent	Score	RPI	S	Opponent	Score	RPI	S	Opponent	Score	RPI	S	Opponent	Score
6	H	Iowa	51 77	32	H	Purdue	61 56	55	A	Minnesota	56 54	116	H	UT Arlington	74 47
12	A	Indiana	71 69	39	A	Marquette	64 56	82	H	Boston College	66 63	136	A	Illinois	77 50
13	H	DePaul	68 70	48	A	Duke	63 42	92	H	Colgate	73 44	152	H	Dartmouth	79 37
16	H	Maryland	81 58									183	H	Valparaiso	69 48
												190	H	Penn St.	85 59
												218	N	Xavier	79 59
												278	H	Loyola Maryland	67 46
												279	N	East Carolina	64 45
LAST 10 Division I															
190	H	Penn St.	85 59	16	H	Maryland	81 58								
12	A	Indiana	71 69	136	A	Illinois	77 50								
32	H	Purdue	61 56	218	N	Xavier	79 59								
55	A	Minnesota	56 54	279	N	East Carolina	64 45								
6	H	Iowa	51 77	116	H	UT Arlington	74 47								

Non-Div I Games:

Northwestern

■ Loss, 
 ■ Non-Conf, S Site, 
 ■ Home 
 ■ Away 
 N Neutral



KORNWALLS DIV.				THROUGH GAMES OF SUN. 11/7/1910						
Average RPI Win:	313	WON-LOST	WINNING	LAST 10	STRENGTH OF	OPP. STRENGTH	TEAM	ADJ.	CONF.	ADJ CONF.
Average RPI Loss:	195	RECORD	PCT. RANK	GAMES	SCHEDULE	OF SCHEDULE	RPI	RPI	RPI	RPI
DIV. I ONLY	3- 10	304	3-7	329	311	344	344	25	25	
DIV. I NON-CONF.	1- 5	313	1-2	228	282	323	323	22	22	
TOTALS	RPI 1-25	RPI 26-50	W-L RECORDS	RPI 51-100	RPI 101-150	RPI 150+				
3- 10	0- 0	0- 2	OVERALL	0- 0	0- 1	3- 7				
3- 4	0- 0	0- 0	HOME	0- 0	0- 1	3- 3				
0- 6	0- 0	0- 2	AWAY	0- 0	0- 0	0- 4				
0- 0	0- 0	0- 0	NEUTRAL	0- 0	0- 0	0- 0				
1- 5	0- 0	0- 2	NON-CONFERENCE	0- 0	0- 0	1- 3				
1- 1	0- 0	0- 0	HOME	0- 0	0- 0	1- 1				
0- 4	0- 0	0- 2	AWAY	0- 0	0- 0	0- 2				
0- 0	0- 0	0- 0	NEUTRAL	0- 0	0- 0	0- 0				
2- 5	0- 0	0- 0	CONFERENCE	0- 0	0- 1	2- 4				
2- 3	0- 0	0- 0	HOME	0- 0	0- 1	2- 2				
0- 2	0- 0	0- 0	AWAY	0- 0	0- 0	0- 2				
0- 0	0- 0	0- 0	NEUTRAL	0- 0	0- 0	0- 0				

RPI 1-25				RPI 26-50				RPI 51-100				RPI 101+				Team's RPI: 344	
RPI	S	Opponent	Score	RPI	S	Opponent	Score	RPI	S	Opponent	Score	RPI	S	Opponent	Score		
				34	A	Arkansas	39 99					150	H	Sam Houston St.	69 79		
				49	A	Texas	49 91					167	H	Jackson St.	49 66		
												177	H	A&M-Corpus Christi	59 72		
												181	A	Texas Tech	49 79		
												195	A	Lamar University	58 61		
												298	H	Houston Baptist	69 60		
												303	H	Nicholls St.	58 54		
												317	A	McNeese	51 61		
												332	H	Incarnate Word	67 69		
												337	H	Grambling	65 61		
												347	A	La.-Monroe	54 63		
LAST 10 Division I																	
				303	H	Nicholls St.	58 54	49	A	Texas	49 91						
				317	A	McNeese	51 61	195	A	Lamar University	58 61						
				332	H	Incarnate Word	67 69	150	H	Sam Houston St.	69 79						
				298	H	Houston Baptist	69 60	34	A	Arkansas	39 99						
				177	H	A&M-Corpus Christi	59 72	337	H	Grambling	65 61						

Northwestern St.

Notre Dame

Through Games Of Jan. 21, 2020

Average RPI Win:	151	WON-LOST	WINNING	LAST 10	STRENGTH OF	OPP. STRENGTH	TEAM	ADJ.	CONF.	ADJ CONF.
Average RPI Loss:	62	RECORD	PCT. RANK	GAMES	SCHEDULE	OF SCHEDULE	RPI	RPI	RPI	RPI
DIV. I ONLY	7- 12	250	2-8	22	15	115	115	5	5	
DIV. I NON-CONF.	5- 7	205	0-3	4	29	66	66	3	3	
TOTALS	RPI 1-25	RPI 26-50	W-L RECORDS	RPI 51-100	RPI 101-150	RPI 150+				
7- 12	0- 3	0- 2	OVERALL	2- 6	2- 0	3- 1				
3- 7	0- 2	0- 0	HOME	1- 4	0- 0	2- 1				
3- 3	0- 1	0- 1	AWAY	1- 1	1- 0	1- 0				
1- 2	0- 0	0- 1	NEUTRAL	0- 1	1- 0	0- 0				
5- 7	0- 2	0- 1	NON-CONFERENCE	1- 4	2- 0	2- 0				
2- 4	0- 1	0- 0	HOME	0- 3	0- 0	2- 0				
2- 1	0- 1	0- 0	AWAY	1- 0	1- 0	0- 0				
1- 2	0- 0	0- 1	NEUTRAL	0- 1	1- 0	0- 0				
2- 5	0- 1	0- 1	CONFERENCE	1- 2	0- 0	1- 1				
1- 3	0- 1	0- 0	HOME	1- 1	0- 0	0- 1				
1- 2	0- 0	0- 1	AWAY	0- 1	0- 0	1- 0				
0- 0	0- 0	0- 0	NEUTRAL	0- 0	0- 0	0- 0				

RPI	S	Opponent	Score	RPI	S	Opponent	Score	RPI	S	Opponent	Score	RPI	S	Opponent	Score	Team's RPI: 115
4	A	UConn	57 81	31	N	FGCU	60 69	52	A	Michigan	76 72	102	N	South Fla.	67 51	
13	H	DePaul	94 105	48	A	Duke	47 50	53	H	Miami (FL)	76 53	114	A	Fordham	60 55	
15	H	NC State	56 90					55	H	Minnesota	67 75	160	H	Toledo	54 51	
								64	H	Tennessee	63 74	175	H	Clemson	55 71	
								75	H	Michigan St.	69 72	278	H	Loyola Maryland	84 60	
								82	H	Boston College	65 75	300	A	Pittsburgh	60 52	
								83	N	South Dakota St.	59 65					
								93	A	Syracuse	63 74					
LAST 10 Division I																
53	H	Miami (FL)	76 53	300	A	Pittsburgh	60 52									
48	A	Duke	47 50	175	H	Clemson	55 71									
15	H	NC State	56 90	13	H	DePaul	94 105									
82	H	Boston College	65 75	4	A	UConn	57 81									
93	A	Syracuse	63 74	55	H	Minnesota	67 75									

Non-Div I Games:

Notre Dame

Loss, Non-Conf, S Site, H Home A Away N Neutral

Average RPI Win:	290	WON-LOST	WINNING	LAST 10	STRENGTH OF	OPP. STRENGTH	TEAM	ADJ.	CONF.	ADJ CONF.
Average RPI Loss:	146	RECORD	PCT. RANK	GAMES	SCHEDULE	OF SCHEDULE	RPI	RPI	RPI	RPI
DIV. I ONLY	6- 10	241	3-7	284	236	264	264	20	20	
DIV. I NON-CONF.	3- 6	235	0-3	274	207	254	254	18	18	
TOTALS	RPI 1-25	RPI 26-50	W-L RECORDS	RPI 51-100	RPI 101-150	RPI 150+				
6- 10	0- 1	0- 0	OVERALL	0- 4	0- 0	6- 5				
2- 4	0- 1	0- 0	HOME	0- 1	0- 0	2- 2				
3- 6	0- 0	0- 0	AWAY	0- 3	0- 0	3- 3				
1- 0	0- 0	0- 0	NEUTRAL	0- 0	0- 0	1- 0				
3- 6	0- 1	0- 0	NON-CONFERENCE	0- 3	0- 0	3- 2				
0- 2	0- 1	0- 0	HOME	0- 1	0- 0	0- 0				
2- 4	0- 0	0- 0	AWAY	0- 2	0- 0	2- 2				
1- 0	0- 0	0- 0	NEUTRAL	0- 0	0- 0	1- 0				
3- 4	0- 0	0- 0	CONFERENCE	0- 1	0- 0	3- 3				
2- 2	0- 0	0- 0	HOME	0- 0	0- 0	2- 2				
1- 2	0- 0	0- 0	AWAY	0- 1	0- 0	1- 1				
0- 0	0- 0	0- 0	NEUTRAL	0- 0	0- 0	0- 0				

RPI 1-25				RPI 26-50				RPI 51-100				RPI 101+ Team's RPI: 264			
RPI	S	Opponent	Score	RPI	S	Opponent	Score	RPI	S	Opponent	Score	RPI	S	Opponent	Score
23	H	Central Mich.	47 65					52	A	Michigan	64 79	161	H	Youngstown St.	74 79
								56	A	IUPUI	41 76	185	H	Green Bay	93 88
								72	H	Bradley	58 74	187	H	Cleveland St.	58 79
								75	A	Michigan St.	56 76	216	A	Niagara	63 77
												281	A	St. Bonaventure	66 80
												285	H	Milwaukee	78 62
												306	N	Jacksonville St.	61 55
												307	A	FIU	58 49
												312	A	Detroit Mercy	71 57
												341	A	UIC	64 70
												346	A	Chicago St.	98 70
LAST 10 Division I															
187	H	Cleveland St.	58 79	56	A	IUPUI	41 76								
161	H	Youngstown St.	74 79	312	A	Detroit Mercy	71 57								
285	H	Milwaukee	78 62	23	H	Central Mich.	47 65								
185	H	Green Bay	93 88	281	A	St. Bonaventure	66 80								
341	A	UIC	64 70	52	A	Michigan	64 79								

Non-Div I Games: Lourdes 72 53 Concordia (MI) 76 42

Oakland

Loss, Non-Conf, S Site, H Home A Away N Neutral

Through Games of Jan. 11, 1910										
Average RPI Win:	171	WON-LOST	WINNING	LAST 10	STRENGTH OF	OPP. STRENGTH	TEAM	ADJ.	CONF.	ADJ CONF.
Average RPI Loss:	72	RECORD	PCT. RANK	GAMES	SCHEDULE	OF SCHEDULE	RPI	RPI	RPI	RPI
DIV. I ONLY	10- 6	104	5-5	108	59	76	76	10	10	
DIV. I NON-CONF.	7- 4	100	2-3	192	32	89	89	10	10	
-----										
TOTALS	RPI 1-25	RPI 26-50		W-L RECORDS		RPI 51-100	RPI 101-150	RPI 150+		
10- 6	0- 2	1- 1		OVERALL		3- 1	0- 2	6- 0		
6- 1	0- 1	0- 0		HOME		2- 0	0- 0	4- 0		
3- 4	0- 1	1- 1		AWAY		1- 1	0- 1	1- 0		
1- 1	0- 0	0- 0		NEUTRAL		0- 0	0- 1	1- 0		
7- 4	0- 1	1- 1		NON-CONFERENCE		1- 1	0- 1	5- 0		
4- 0	0- 0	0- 0		HOME		1- 0	0- 0	3- 0		
2- 3	0- 1	1- 1		AWAY		0- 1	0- 0	1- 0		
1- 1	0- 0	0- 0		NEUTRAL		0- 0	0- 1	1- 0		
3- 2	0- 1	0- 0		CONFERENCE		2- 0	0- 1	1- 0		
2- 1	0- 1	0- 0		HOME		1- 0	0- 0	1- 0		
1- 1	0- 0	0- 0		AWAY		1- 0	0- 1	0- 0		
0- 0	0- 0	0- 0		NEUTRAL		0- 0	0- 0	0- 0		

RPI 1-25				RPI 26-50				RPI 51-100 Team's RPI: 76				RPI 101+			
RPI	S	Opponent	Score	RPI	S	Opponent	Score	RPI	S	Opponent	Score	RPI	S	Opponent	Score
23	H	Central Mich.	71 73	29	A	Ohio St.	74 68	56	H	IUPUI	70 64	113	N	Butler	55 60
24	A	TCU	72 79	49	A	Texas	60 73	79	A	Buffalo	76 65	129	A	Western Mich.	72 73
								81	H	Ball St.	79 71	191	H	Northern Ill.	87 67
								93	A	Syracuse	54 66	193	H	American	81 69
												203	A	Chattanooga	70 58
												247	H	Marshall	67 51
												300	N	Pittsburgh	72 50
												332	H	Incarnate Word	78 41
LAST 10 Division I															
81	H	Ball St.	79 71	203	A	Chattanooga	70 58								
129	A	Western Mich.	72 73	49	A	Texas	60 73								
79	A	Buffalo	76 65	24	A	TCU	72 79								
23	H	Central Mich.	71 73	56	H	IUPUI	70 64								
191	H	Northern Ill.	87 67	113	N	Butler	55 60								

Non-Div I Games:

Ohio

Average RPI Win:	134	WON-LOST	WINNING	LAST 10	STRENGTH OF	OPP. STRENGTH	TEAM	ADJ.	CONF.	ADJ CONF.
Average RPI Loss:	36	RECORD	PCT. RANK	GAMES	SCHEDULE	OF SCHEDULE	RPI	RPI	RPI	RPI
DIV. I ONLY	11- 7	111	6-4	7	58	29	29	2	2	
DIV. I NON-CONF.	7- 4	100	2-1	3	120	21	21	2	2	
TOTALS	RPI 1-25	RPI 26-50	W-L RECORDS	RPI 51-100	RPI 101-150	RPI 150+				
11- 7	1- 3	1- 2	OVERALL	2- 2	3- 0	4- 0				
5- 3	1- 1	0- 1	HOME	1- 1	1- 0	2- 0				
4- 3	0- 2	0- 0	AWAY	1- 1	2- 0	1- 0				
2- 1	0- 0	1- 1	NEUTRAL	0- 0	0- 0	1- 0				
7- 4	1- 2	1- 1	NON-CONFERENCE	0- 1	2- 0	3- 0				
2- 2	1- 1	0- 0	HOME	0- 1	0- 0	1- 0				
3- 1	0- 1	0- 0	AWAY	0- 0	2- 0	1- 0				
2- 1	0- 0	1- 1	NEUTRAL	0- 0	0- 0	1- 0				
4- 3	0- 1	0- 1	CONFERENCE	2- 1	1- 0	1- 0				
3- 1	0- 0	0- 1	HOME	1- 0	1- 0	1- 0				
1- 2	0- 1	0- 0	AWAY	1- 1	0- 0	0- 0				
0- 0	0- 0	0- 0	NEUTRAL	0- 0	0- 0	0- 0				

RPI S	Opponent	Score	RPI S	Opponent	Score	Team's RPI: 29	RPI S	Opponent	Score	RPI S	Opponent	Score
1	H Louisville	67 60	32	H Purdue	50 66		52	H Michigan	78 69	104	A Kent St.	75 65
4	H UConn	62 73	43	N South Dakota	53 68		55	A Minnesota	66 63	123	A Cincinnati	78 73
5	A Stanford	52 71	50	N UNI	64 46		75	A Michigan St.	65 68	136	H Illinois	77 47
16	A Maryland	62 72					76	H Ohio	68 74	183	N Valparaiso	89 38
										190	H Penn St.	80 70
										242	H Radford	70 57
										340	A Sacramento St.	104 74
LAST 10 Division I												
136	H Illinois	77 47	55	A Minnesota	66 63							
75	A Michigan St.	65 68	32	H Purdue	50 66							
190	H Penn St.	80 70	340	A Sacramento St.	104 74							
52	H Michigan	78 69	5	A Stanford	52 71							
16	A Maryland	62 72	242	H Radford	70 57							

Non-Div I Games:

Ohio St.

Average RPI Win:	106	WON-LOST	WINNING	LAST 10	STRENGTH OF	OPP. STRENGTH	TEAM	ADJ.	CONF.	ADJ CONF.
Average RPI Loss:	52	RECORD	PCT. RANK	GAMES	SCHEDULE	OF SCHEDULE	RPI	RPI	RPI	RPI
DIV. I ONLY	10- 7	124	6-4	2	65	26	26	3	3	
DIV. I NON-CONF.	7- 5	130	3-2	5	113	49	49	4	4	
TOTALS	RPI 1-25	RPI 26-50	W-L RECORDS	RPI 51-100	RPI 101-150	RPI 150+				
10- 7	1- 4	3- 1	OVERALL	1- 0	3- 1	2- 1				
8- 3	1- 3	1- 0	HOME	1- 0	3- 0	2- 0				
2- 3	0- 0	2- 1	AWAY	0- 0	0- 1	0- 1				
0- 1	0- 1	0- 0	NEUTRAL	0- 0	0- 0	0- 0				
7- 5	1- 2	1- 1	NON-CONFERENCE	0- 0	3- 1	2- 1				
7- 1	1- 1	1- 0	HOME	0- 0	3- 0	2- 0				
0- 3	0- 0	0- 1	AWAY	0- 0	0- 1	0- 1				
0- 1	0- 1	0- 0	NEUTRAL	0- 0	0- 0	0- 0				
3- 2	0- 2	2- 0	CONFERENCE	1- 0	0- 0	0- 0				
1- 2	0- 2	0- 0	HOME	1- 0	0- 0	0- 0				
2- 0	0- 0	2- 0	AWAY	0- 0	0- 0	0- 0				
0- 0	0- 0	0- 0	NEUTRAL	0- 0	0- 0	0- 0				

RPI 1-25				RPI 26-50				Team's RPI: 26	RPI 51-100				RPI 101+			
RPI	S	Opponent	Score	RPI	S	Opponent	Score		RPI	S	Opponent	Score	RPI	S	Opponent	Score
3	H	Missouri St.	90 96	28	A	West Virginia	73 49		65	H	Iowa St.	81 72	112	H	Abilene Christian	78 65
4	N	UConn	53 97	33	A	Western Ky.	63 74						132	A	Wichita St.	83 88
11	H	Baylor	56 77	38	H	Drake	93 84						141	H	SFA	75 62
24	H	TCU	63 82	44	A	Oklahoma St.	77 75						150	H	Sam Houston St.	95 71
25	H	LSU	90 68										157	H	UAB	82 75
													158	A	Houston	69 85
													299	H	Prairie View	94 48
LAST 10 Division I																
24	H	TCU	63 82	4	N	UConn	53 97									
28	A	West Virginia	73 49	38	H	Drake	93 84									
65	H	Iowa St.	81 72	150	H	Sam Houston St.	95 71									
44	A	Oklahoma St.	77 75	25	H	LSU	90 68									
11	H	Baylor	56 77	33	A	Western Ky.	63 74									

Non-Div I Games:

Oklahoma

■ Loss, 
 ■ Non-Conf, S Site, 
 ■ Home 
 ■ Away 
 N Neutral

Average RPI Win:	171	WON-LOST	WINNING	LAST 10	STRENGTH OF	OPP. STRENGTH	TEAM	ADJ.	CONF.	ADJ CONF.
Average RPI Loss:	21	RECORD	PCT. RANK	GAMES	SCHEDULE	OF SCHEDULE	RPI	RPI	RPI	RPI
DIV. I ONLY	11- 6	88	6-4	17	61	44	44	3	3	
DIV. I NON-CONF.	9- 3	64	4-1	37	112	32	32	4	4	
TOTALS	RPI 1-25	RPI 26-50	W-L RECORDS	RPI 51-100	RPI 101-150	RPI 150+				
11- 6	0- 4	0- 1	OVERALL	1- 1	4- 0	6- 0				
8- 2	0- 0	0- 1	HOME	1- 1	3- 0	4- 0				
2- 2	0- 2	0- 0	AWAY	0- 0	0- 0	2- 0				
1- 2	0- 2	0- 0	NEUTRAL	0- 0	1- 0	0- 0				
9- 3	0- 3	0- 0	NON-CONFERENCE	0- 0	4- 0	5- 0				
7- 0	0- 0	0- 0	HOME	0- 0	3- 0	4- 0				
1- 1	0- 1	0- 0	AWAY	0- 0	0- 0	1- 0				
1- 2	0- 2	0- 0	NEUTRAL	0- 0	1- 0	0- 0				
2- 3	0- 1	0- 1	CONFERENCE	1- 1	0- 0	1- 0				
1- 2	0- 0	0- 1	HOME	1- 1	0- 0	0- 0				
1- 1	0- 1	0- 0	AWAY	0- 0	0- 0	1- 0				
0- 0	0- 0	0- 0	NEUTRAL	0- 0	0- 0	0- 0				

RPI S	Opponent	Score	RPI S	Opponent	Score	Team's RPI: 44	RPI S	Opponent	Score	RPI S	Opponent	Score
1 N	Louisville	48 69	26 H	Oklahoma	75 77		65 H	Iowa St.	63 64	105 H	Duquesne	84 41
7 N	Oregon	72 89					70 H	Kansas	67 49	116 N	UT Arlington	60 47
11 A	Baylor	48 94								119 H	Idaho	62 47
18 A	Texas A&M	62 74								125 H	Rice	69 38
										178 A	Kansas St.	70 63
										195 H	Lamar University	74 53
										208 A	Tulsa	78 48
										237 H	Southern U.	72 59
										243 H	Oral Roberts	78 44
										283 H	Idaho St.	70 52
LAST 10 Division I												
65 H	Iowa St.	63 64	105 H	Duquesne	84 41							
178 A	Kansas St.	70 63	243 H	Oral Roberts	78 44							
11 A	Baylor	48 94	237 H	Southern U.	72 59							
26 H	Oklahoma	75 77	18 A	Texas A&M	62 74							
70 H	Kansas	67 49	116 N	UT Arlington	60 47							

Non-Div I Games:

Oklahoma St.

■ Loss, 
■ Non-Conf, S Site, 
■ Home 
■ Away 
N Neutral

Old Dominion

Through Games Of Jan. 21, 2020

Average RPI Win:	171	WON-LOST	WINNING	LAST 10	STRENGTH OF	OPP. STRENGTH	TEAM	ADJ.	CONF.	ADJ CONF.
Average RPI Loss:	111	RECORD	PCT. RANK	GAMES	SCHEDULE	OF SCHEDULE	RPI	RPI	RPI	RPI
DIV. I ONLY	14- 3	29	8-2	129	126	36	36	13	13	
DIV. I NON-CONF.	10- 2	30	4-1	200	202	54	54	14	14	
TOTALS	RPI 1-25	RPI 26-50	W-L RECORDS	RPI 51-100	RPI 101-150	RPI 150+				
14- 3	0- 0	1- 1	OVERALL	2- 0	4- 1	7- 1				
9- 0	0- 0	1- 0	HOME	1- 0	2- 0	5- 0				
4- 3	0- 0	0- 1	AWAY	1- 0	1- 1	2- 1				
1- 0	0- 0	0- 0	NEUTRAL	0- 0	1- 0	0- 0				
10- 2	0- 0	0- 1	NON-CONFERENCE	0- 0	4- 1	6- 0				
6- 0	0- 0	0- 0	HOME	0- 0	2- 0	4- 0				
3- 2	0- 0	0- 1	AWAY	0- 0	1- 1	2- 0				
1- 0	0- 0	0- 0	NEUTRAL	0- 0	1- 0	0- 0				
4- 1	0- 0	1- 0	CONFERENCE	2- 0	0- 0	1- 1				
3- 0	0- 0	1- 0	HOME	1- 0	0- 0	1- 0				
1- 1	0- 0	0- 0	AWAY	1- 0	0- 0	0- 1				
0- 0	0- 0	0- 0	NEUTRAL	0- 0	0- 0	0- 0				

RPI S	Opponent	Score	RPI S	Opponent	Score	RPI S	Opponent	Score	RPI S	Opponent	Score
33	H Western Ky.	76 65	37	A Virginia	53 56	54	A Middle Tenn.	67 56	119	N Idaho	67 55
						62	H Charlotte	54 51	130	H Richmond	73 51
									138	A VCU	49 62
									143	H Campbell	59 44
									149	A Auburn	89 77
									157	A UAB	65 76
									159	A William & Mary	69 58
									172	H Hampton	75 38
									212	H Mt. St. Mary's	85 34
									247	H Marshall	57 46
									250	H Winthrop	68 44
									322	H UMES	48 39
									339	A Cal Poly	61 55
LAST 10 Division I											
247	H Marshall	57 46	212	H Mt. St. Mary's	85 34						
33	H Western Ky.	76 65	172	H Hampton	75 38						
62	H Charlotte	54 51	130	H Richmond	73 51						
157	A UAB	65 76	138	A VCU	49 62						
54	A Middle Tenn.	67 56	322	H UMES	48 39						

Non-Div I Games:

Old Dominion

Loss, Non-Conf, S Site, H Home A Away N Neutral



Average RPI Win:	289	WON-LOST	WINNING	LAST 10	STRENGTH OF	OPP. STRENGTH	TEAM	ADJ.	CONF.	ADJ CONF.
Average RPI Loss:	129	RECORD	PCT. RANK	GAMES	SCHEDULE	OF SCHEDULE	RPI	RPI	RPI	RPI
DIV. I ONLY	7- 11	231	2-8	178	293	272	272	4	4	
DIV. I NON-CONF.	7- 6	161	2-3	279	349	289	289	5	5	
TOTALS	RPI 1-25	RPI 26-50	W-L RECORDS	RPI 51-100	RPI 101-150	RPI 150+				
7- 11	0- 2	0- 0	OVERALL	0- 2	1- 3	6- 4				
6- 6	0- 0	0- 0	HOME	0- 2	1- 3	5- 1				
0- 4	0- 2	0- 0	AWAY	0- 0	0- 0	0- 2				
1- 1	0- 0	0- 0	NEUTRAL	0- 0	0- 0	1- 1				
7- 6	0- 0	0- 0	NON-CONFERENCE	0- 0	1- 2	6- 4				
6- 3	0- 0	0- 0	HOME	0- 0	1- 2	5- 1				
0- 2	0- 0	0- 0	AWAY	0- 0	0- 0	0- 2				
1- 1	0- 0	0- 0	NEUTRAL	0- 0	0- 0	1- 1				
0- 5	0- 2	0- 0	CONFERENCE	0- 2	0- 1	0- 0				
0- 3	0- 0	0- 0	HOME	0- 2	0- 1	0- 0				
0- 2	0- 2	0- 0	AWAY	0- 0	0- 0	0- 0				
0- 0	0- 0	0- 0	NEUTRAL	0- 0	0- 0	0- 0				

RPI 1-25				RPI 26-50				RPI 51-100				RPI 101+ Team's RPI: 272			
RPI	S	Opponent	Score	RPI	S	Opponent	Score	RPI	S	Opponent	Score	RPI	S	Opponent	Score
18	A	Texas A&M	35 79					64	H	Tennessee	28 84	121	H	New Orleans	64 69
25	A	LSU	44 52					86	H	Georgia	51 58	124	H	Louisiana	42 53
												147	H	Missouri	57 71
												150	H	Sam Houston St.	75 69
												171	H	Southeast Mo. St.	53 70
												179	A	Southern Miss.	53 59
												181	A	Texas Tech	48 84
												259	H	Louisiana Tech	76 53
												294	H	Ga. Southern	69 66
												300	N	Pittsburgh	50 58
												311	N	Alcorn	73 55
												314	H	Alabama St.	93 66
												347	H	La.-Monroe	66 42
												351	H	Mississippi Val.	72 53
LAST 10 Division I															
147	H	Missouri	57 71	314	H	Alabama St.	93 66								
25	A	LSU	44 52	124	H	Louisiana	42 53								
64	H	Tennessee	28 84	294	H	Ga. Southern	69 66								
18	A	Texas A&M	35 79	171	H	Southeast Mo. St.	53 70								
86	H	Georgia	51 58	181	A	Texas Tech	48 84								

Non-Div I Games:

Ole Miss

■ Loss, 
 ■ Non-Conf, 
 ■ S Site, 
 ■ H Home 
 ■ A Away 
 N Neutral

Average RPI Win:	272	WON-LOST	WINNING	LAST 10	STRENGTH OF	OPP. STRENGTH	TEAM	ADJ.	CONF.	ADJ CONF.
Average RPI Loss:	144	RECORD	PCT. RANK	GAMES	SCHEDULE	OF SCHEDULE	RPI	RPI	RPI	RPI
DIV. I ONLY	4- 12	292	3-7	111	302	276	276	19	19	
DIV. I NON-CONF.	3- 8	268	2-3	148	311	285	285	19	19	
TOTALS	RPI 1-25	RPI 26-50	W-L RECORDS	RPI 51-100	RPI 101-150	RPI 150+				
4- 12	0- 1	0- 2	OVERALL	0- 2	0- 1	4- 6				
3- 4	0- 1	0- 1	HOME	0- 1	0- 0	3- 1				
0- 7	0- 0	0- 1	AWAY	0- 1	0- 0	0- 5				
1- 1	0- 0	0- 0	NEUTRAL	0- 0	0- 1	1- 0				
3- 8	0- 1	0- 1	NON-CONFERENCE	0- 1	0- 1	3- 4				
2- 3	0- 1	0- 1	HOME	0- 0	0- 0	2- 1				
0- 4	0- 0	0- 0	AWAY	0- 1	0- 0	0- 3				
1- 1	0- 0	0- 0	NEUTRAL	0- 0	0- 1	1- 0				
1- 4	0- 0	0- 1	CONFERENCE	0- 1	0- 0	1- 2				
1- 1	0- 0	0- 0	HOME	0- 1	0- 0	1- 0				
0- 3	0- 0	0- 1	AWAY	0- 0	0- 0	0- 2				
0- 0	0- 0	0- 0	NEUTRAL	0- 0	0- 0	0- 0				

RPI	S	Opponent	Score	RPI	S	Opponent	Score	RPI	S	Opponent	Score	RPI	S	Opponent	Score	Team's RPI: 276
22	H	Creighton	54 67	43	A	South Dakota	44 77	70	A	Kansas	48 63	138	N	VCU	66 74	
				50	H	UNI	45 81	83	H	South Dakota St.	51 68	178	A	Kansas St.	48 73	
												187	H	Cleveland St.	66 79	
												192	A	North Dakota	57 63	
												224	A	Northern Ky.	40 57	
												225	H	UMKC	57 53	
												243	H	Oral Roberts	60 54	
												249	A	Eastern Ill.	52 65	
												267	H	Morgan St.	70 64	
												295	A	Denver	60 66	
												351	N	Mississippi Val.	78 70	
LAST 10 Division I																
295	A	Denver	60 66	187	H	Cleveland St.	66 79									
43	A	South Dakota	44 77	50	H	UNI	45 81									
192	A	North Dakota	57 63	249	A	Eastern Ill.	52 65									
243	H	Oral Roberts	60 54	225	H	UMKC	57 53									
83	H	South Dakota St.	51 68	351	N	Mississippi Val.	78 70									

Non-Div I Games: Peru St. 92 58 Graceland (IA) 85 46

Omaha

Loss, Non-Conf, S Site, H Home A Away N Neutral

Oral Roberts

Through Games Of Jan. 21, 2020

Average RPI Win:	231	WON-LOST	WINNING	LAST 10	STRENGTH OF	OPP. STRENGTH	TEAM	ADJ.	CONF.	ADJ CONF.
Average RPI Loss:	154	RECORD	PCT. RANK	GAMES	SCHEDULE	OF SCHEDULE	RPI	RPI	RPI	RPI
DIV. I ONLY	6- 11	255	3-7	234	159	243	243	19	19	
DIV. I NON-CONF.	3- 8	268	0-4	132	152	252	252	19	19	
TOTALS	RPI 1-25	RPI 26-50	W-L RECORDS	RPI 51-100	RPI 101-150	RPI 150+				
6- 11	0- 0	0- 3	OVERALL	0- 1	2- 1	4- 6				
5- 1	0- 0	0- 0	HOME	0- 0	2- 0	3- 1				
1- 10	0- 0	0- 3	AWAY	0- 1	0- 1	1- 5				
0- 0	0- 0	0- 0	NEUTRAL	0- 0	0- 0	0- 0				
3- 8	0- 0	0- 3	NON-CONFERENCE	0- 0	2- 1	1- 4				
3- 1	0- 0	0- 0	HOME	0- 0	2- 0	1- 1				
0- 7	0- 0	0- 3	AWAY	0- 0	0- 1	0- 3				
0- 0	0- 0	0- 0	NEUTRAL	0- 0	0- 0	0- 0				
3- 3	0- 0	0- 0	CONFERENCE	0- 1	0- 0	3- 2				
2- 0	0- 0	0- 0	HOME	0- 0	0- 0	2- 0				
1- 3	0- 0	0- 0	AWAY	0- 1	0- 0	1- 2				
0- 0	0- 0	0- 0	NEUTRAL	0- 0	0- 0	0- 0				

RPI 1-25				RPI 26-50				RPI 51-100				RPI 101+				Team's RPI: 243	
RPI	S	Opponent	Score	RPI	S	Opponent	Score	RPI	S	Opponent	Score	RPI	S	Opponent	Score		
				34	A	Arkansas	64 96	83	A	South Dakota St.	44 58	111	A	Utah	58 78		
				44	A	Oklahoma St.	44 78					132	H	Wichita St.	79 66		
				47	A	Nebraska	67 77					150	H	Sam Houston St.	64 41		
												178	A	Kansas St.	69 109		
												192	H	North Dakota	75 52		
												197	A	Southern Utah	58 72		
												208	A	Tulsa	65 67		
												215	A	Western Ill.	61 75		
												276	A	Omaha	54 60		
												291	H	Texas St.	63 57		
												293	H	North Dakota St.	70 62		
												298	H	Houston Baptist	73 74		
												329	A	Purdue Fort Wayne	79 73		
LAST 10 Division I																	
				215	A	Western Ill.	61 75	83	A	South Dakota St.	44 58						
				329	A	Purdue Fort Wayne	79 73	44	A	Oklahoma St.	44 78						
				192	H	North Dakota	75 52	47	A	Nebraska	67 77						
				293	H	North Dakota St.	70 62	111	A	Utah	58 78						
				276	A	Omaha	54 60	197	A	Southern Utah	58 72						

Non-Div I Games: Rogers St. 80 40 Cent. Christian (KS114 60

Oral Roberts

Loss, Non-Conf, S Site, H Home A Away N Neutral

Oregon

Through Games Of Jan. 21, 2020

Average RPI Win:	124	WON-LOST	WINNING	LAST 10	STRENGTH OF	OPP. STRENGTH	TEAM	ADJ.	CONF.	ADJ CONF.
Average RPI Loss:	14	RECORD	PCT. RANK	GAMES	SCHEDULE	OF SCHEDULE	RPI	RPI	RPI	RPI
DIV. I ONLY	15- 2	16	9-1	15	33	7	7	1	1	
DIV. I NON-CONF.	10- 1	19	4-0	74	51	16	16	1	1	
TOTALS	RPI 1-25	RPI 26-50	W-L RECORDS	RPI 51-100	RPI 101-150	RPI 150+				
15- 2	1- 1	2- 1	OVERALL	5- 0	3- 0	4- 0				
10- 0	1- 0	0- 0	HOME	4- 0	2- 0	3- 0				
3- 1	0- 0	1- 1	AWAY	1- 0	0- 0	1- 0				
2- 1	0- 1	1- 0	NEUTRAL	0- 0	1- 0	0- 0				
10- 1	0- 1	1- 0	NON-CONFERENCE	3- 0	2- 0	4- 0				
6- 0	0- 0	0- 0	HOME	2- 0	1- 0	3- 0				
2- 0	0- 0	0- 0	AWAY	1- 0	0- 0	1- 0				
2- 1	0- 1	1- 0	NEUTRAL	0- 0	1- 0	0- 0				
5- 1	1- 0	1- 1	CONFERENCE	2- 0	1- 0	0- 0				
4- 0	1- 0	0- 0	HOME	2- 0	1- 0	0- 0				
1- 1	0- 0	1- 1	AWAY	0- 0	0- 0	0- 0				
0- 0	0- 0	0- 0	NEUTRAL	0- 0	0- 0	0- 0				

RPI	S	Opponent	Score	RPI	S	Opponent	Score	RPI	S	Opponent	Score	RPI	S	Opponent	Score
1	N	Louisville	62 72	27	A	Arizona St.	66 72	51	H	Colorado	104 46	111	H	Utah	88 51
5	H	Stanford	87 55	42	A	Arizona	71 64	83	H	South Dakota St.	95 56	116	N	UT Arlington	91 54
				44	N	Oklahoma St.	89 72	93	A	Syracuse	81 64	137	H	Northeastern	89 47
								95	H	Texas Southern	99 63	178	H	Kansas St.	89 51
								98	H	California	105 55	235	H	UC Riverside	84 41
												284	A	Long Beach St.	81 45
												287	H	Utah St.	109 52
LAST 10 Division I															
98	H	California	105 55	51	H	Colorado	104 46	178	H	Kansas St.	89 51	235	H	UC Riverside	84 41
5	H	Stanford	87 55	284	A	Long Beach St.	81 45	83	H	South Dakota St.	95 56				
42	A	Arizona	71 64												
27	A	Arizona St.	66 72												
111	H	Utah	88 51												

Non-Div I Games: Corban 125 42

Oregon

Loss, Non-Conf, S Site, H Home A Away N Neutral

Average RPI Win:	122	WON-LOST	WINNING	LAST 10	STRENGTH OF	OPP. STRENGTH	TEAM	ADJ.	CONF.	ADJ CONF.
Average RPI Loss:	16	RECORD	PCT. RANK	GAMES	SCHEDULE	OF SCHEDULE	RPI	RPI	RPI	RPI
DIV. I ONLY	16- 2	11	8-2	14	23	10	10	1	1	
DIV. I NON-CONF.	12- 0	1	4-0	68	24	5	5	1	1	
TOTALS	RPI 1-25	RPI 26-50	W-L RECORDS	RPI 51-100	RPI 101-150	RPI 150+				
16- 2	2- 1	1- 1	OVERALL	4- 0	4- 0	5- 0				
11- 1	2- 1	0- 0	HOME	2- 0	3- 0	4- 0				
2- 1	0- 0	1- 1	AWAY	1- 0	0- 0	0- 0				
3- 0	0- 0	0- 0	NEUTRAL	1- 0	1- 0	1- 0				
12- 0	2- 0	0- 0	NON-CONFERENCE	2- 0	3- 0	5- 0				
8- 0	2- 0	0- 0	HOME	0- 0	2- 0	4- 0				
1- 0	0- 0	0- 0	AWAY	1- 0	0- 0	0- 0				
3- 0	0- 0	0- 0	NEUTRAL	1- 0	1- 0	1- 0				
4- 2	0- 1	1- 1	CONFERENCE	2- 0	1- 0	0- 0				
3- 1	0- 1	0- 0	HOME	2- 0	1- 0	0- 0				
1- 1	0- 0	1- 1	AWAY	0- 0	0- 0	0- 0				
0- 0	0- 0	0- 0	NEUTRAL	0- 0	0- 0	0- 0				

RPI	S	Opponent	Score	RPI	S	Opponent	Score	RPI	S	Opponent	Score	RPI	S	Opponent	Score
3	H	Missouri St.	80 69	27	A	Arizona St.	47 55	51	H	Colorado	72 60	108	N	Liberty	68 55
5	H	Stanford	58 61	42	A	Arizona	63 61	53	A	Miami (FL)	75 53	111	H	Utah	77 48
13	H	DePaul	98 77					69	N	BYU	65 34	117	H	Pacific	69 57
								98	H	California	81 44	144	H	CSU Bakersfield	69 50
												186	H	Hawaii	64 32
												197	H	Southern Utah	95 45
												210	N	Northern Ariz.	91 57
												265	H	UC Irvine	86 57
												287	H	Utah St.	75 46
LAST 10 Division I															
5	H	Stanford	58 61	111	H	Utah	77 48								
98	H	California	81 44	144	H	CSU Bakersfield	69 50								
27	A	Arizona St.	47 55	69	N	BYU	65 34								
42	A	Arizona	63 61	210	N	Northern Ariz.	91 57								
51	H	Colorado	72 60	287	H	Utah St.	75 46								

Non-Div I Games:

Oregon St.

Average RPI Win:	233	WON-LOST	WINNING	LAST 10	STRENGTH OF	OPP. STRENGTH	TEAM	ADJ.	CONF.	ADJ CONF.
Average RPI Loss:	91	RECORD	PCT. RANK	GAMES	SCHEDULE	OF SCHEDULE	RPI	RPI	RPI	RPI
DIV. I ONLY	11- 8	134	5-5	145	114	117	117	11	11	
DIV. I NON-CONF.	7- 4	100	1-1	168	147	92	92	11	11	
TOTALS	RPI 1-25	RPI 26-50	W-L RECORDS	RPI 51-100	RPI 101-150	RPI 150+				
11- 8	0- 3	0- 0	OVERALL	1- 1	1- 1	9- 3				
6- 2	0- 0	0- 0	HOME	0- 1	0- 0	6- 1				
4- 5	0- 3	0- 0	AWAY	1- 0	1- 1	2- 1				
1- 1	0- 0	0- 0	NEUTRAL	0- 0	0- 0	1- 1				
7- 4	0- 2	0- 0	NON-CONFERENCE	1- 0	0- 1	6- 1				
4- 0	0- 0	0- 0	HOME	0- 0	0- 0	4- 0				
2- 3	0- 2	0- 0	AWAY	1- 0	0- 1	1- 0				
1- 1	0- 0	0- 0	NEUTRAL	0- 0	0- 0	1- 1				
4- 4	0- 1	0- 0	CONFERENCE	0- 1	1- 0	3- 2				
2- 2	0- 0	0- 0	HOME	0- 1	0- 0	2- 1				
2- 2	0- 1	0- 0	AWAY	0- 0	1- 0	1- 1				
0- 0	0- 0	0- 0	NEUTRAL	0- 0	0- 0	0- 0				

RPI 1-25				RPI 26-50				RPI 51-100				RPI 101+ Team's RPI: 117			
RPI	S	Opponent	Score	RPI	S	Opponent	Score	RPI	S	Opponent	Score	RPI	S	Opponent	Score
8	A	UCLA	57 68					69	H	BYU	66 76	127	A	Portland	77 73
9	A	Gonzaga	67 68					90	A	Drexel	58 51	144	A	CSU Bakersfield	70 80
10	A	Oregon St.	57 69									156	H	San Diego	64 66
												160	N	Toledo	65 66
												168	A	Santa Clara	65 75
												211	H	SMU	77 49
												225	H	UMKC	89 60
												231	A	San Francisco	84 61
												258	H	LMU (CA)	76 67
												262	H	Pepperdine	64 63
												269	H	Indiana St.	83 66
												282	A	UC Santa Barbara	63 53
												302	H	Weber St.	76 53
												305	N	St. Francis Brooklyn	71 62
LAST 10 Division I															
156	H	San Diego	64 66	258	H	LMU (CA)	76 67								
69	H	BYU	66 76	231	A	San Francisco	84 61								
9	A	Gonzaga	67 68	168	A	Santa Clara	65 75								
127	A	Portland	77 73	160	N	Toledo	65 66								
262	H	Pepperdine	64 63	305	N	St. Francis Brooklyn	71 62								

Non-Div I Games:

Pacific

■ Loss, 
■ Non-Conf, 
■ S Site, 
■ H Home 
■ A Away 
N Neutral

Average RPI Win:	230	WON-LOST	WINNING	LAST 10	STRENGTH OF	OPP. STRENGTH	TEAM	ADJ.	CONF.	ADJ CONF.
Average RPI Loss:	53	RECORD	PCT. RANK	GAMES	SCHEDULE	OF SCHEDULE	RPI	RPI	RPI	RPI
DIV. I ONLY	9- 3	50	7-3	308	67	120	120	8	8	
DIV. I NON-CONF.	9- 2	39	7-2	334	46	111	111	8	8	
TOTALS	RPI 1-25	RPI 26-50	W-L RECORDS	RPI 51-100	RPI 101-150	RPI 150+				
9- 3	0- 1	0- 1	OVERALL	1- 1	0- 0	8- 0				
5- 1	0- 1	0- 0	HOME	1- 0	0- 0	4- 0				
4- 2	0- 0	0- 1	AWAY	0- 1	0- 0	4- 0				
0- 0	0- 0	0- 0	NEUTRAL	0- 0	0- 0	0- 0				
9- 2	0- 0	0- 1	NON-CONFERENCE	1- 1	0- 0	8- 0				
5- 0	0- 0	0- 0	HOME	1- 0	0- 0	4- 0				
4- 2	0- 0	0- 1	AWAY	0- 1	0- 0	4- 0				
0- 0	0- 0	0- 0	NEUTRAL	0- 0	0- 0	0- 0				
0- 1	0- 1	0- 0	CONFERENCE	0- 0	0- 0	0- 0				
0- 1	0- 1	0- 0	HOME	0- 0	0- 0	0- 0				
0- 0	0- 0	0- 0	AWAY	0- 0	0- 0	0- 0				
0- 0	0- 0	0- 0	NEUTRAL	0- 0	0- 0	0- 0				

RPI	S	Opponent	Score	RPI	S	Opponent	Score	RPI	S	Opponent	Score	RPI	S	Opponent	Score	Team's RPI: 120
21	H	Princeton	55 75	48	A	Duke	50 66	89	A	Villanova	58 70	184	A	Saint Joseph's	55 45	
								90	H	Drexel	53 49	186	A	Hawaii	70 55	
												202	A	La Salle	65 49	
												207	H	Iona	74 42	
												229	H	Stetson	81 41	
												308	H	Siena	92 44	
												328	A	NJIT	85 51	
												335	H	Hartford	74 46	
LAST 10 Division I																
89	A	Villanova	58 70	202	A	La Salle	65 49									
21	H	Princeton	55 75	335	H	Hartford	74 46									
186	A	Hawaii	70 55	48	A	Duke	50 66									
90	H	Drexel	53 49	184	A	Saint Joseph's	55 45									
229	H	Stetson	81 41	207	H	Iona	74 42									

Non-Div I Games: Chaminade 90 39

Penn

Average RPI Win:	203	WON-LOST	WINNING	LAST 10	STRENGTH OF	OPP. STRENGTH	TEAM	ADJ.	CONF.	ADJ CONF.
Average RPI Loss:	102	RECORD	PCT. RANK	GAMES	SCHEDULE	OF SCHEDULE	RPI	RPI	RPI	RPI
DIV. I ONLY	7- 11	231	3-7	83	91	190	190	2	2	
DIV. I NON-CONF.	6- 5	151	2-1	230	243	216	216	2	2	
TOTALS	RPI 1-25	RPI 26-50	W-L RECORDS	RPI 51-100	RPI 101-150	RPI 150+				
7- 11	0- 2	0- 2	OVERALL	1- 3	1- 1	5- 3				
5- 5	0- 0	0- 1	HOME	1- 2	1- 0	3- 2				
1- 5	0- 2	0- 1	AWAY	0- 1	0- 1	1- 0				
1- 1	0- 0	0- 0	NEUTRAL	0- 0	0- 0	1- 1				
6- 5	0- 1	0- 0	NON-CONFERENCE	0- 1	1- 0	5- 3				
4- 3	0- 0	0- 0	HOME	0- 1	1- 0	3- 2				
1- 1	0- 1	0- 0	AWAY	0- 0	0- 0	1- 0				
1- 1	0- 0	0- 0	NEUTRAL	0- 0	0- 0	1- 1				
1- 6	0- 1	0- 2	CONFERENCE	1- 2	0- 1	0- 0				
1- 2	0- 0	0- 1	HOME	1- 1	0- 0	0- 0				
0- 4	0- 1	0- 1	AWAY	0- 1	0- 1	0- 0				
0- 0	0- 0	0- 0	NEUTRAL	0- 0	0- 0	0- 0				

RPI 1-25				RPI 26-50				RPI 51-100				RPI 101+ Team's RPI: 190			
RPI	S	Opponent	Score	RPI	S	Opponent	Score	RPI	S	Opponent	Score	RPI	S	Opponent	Score
17	A	Northwestern	59 85	29	A	Ohio St.	70 80	52	A	Michigan	48 82	114	H	Fordham	72 59
21	A	Princeton	55 72	35	H	Rutgers	57 62	55	H	Minnesota	74 81	135	A	Wisconsin	65 71
								75	H	Michigan St.	86 73	175	H	Clemson	68 55
								85	H	Rider	70 78	176	A	Towson	73 67
												202	H	La Salle	67 69
												209	H	George Mason	68 78
												271	H	Sacred Heart	88 65
												284	N	Long Beach St.	56 64
												300	H	Pittsburgh	78 73
												313	N	N.C. Central	92 68
LAST 10 Division I															
17	A	Northwestern	59 85	52	A	Michigan	48 82								
35	H	Rutgers	57 62	55	H	Minnesota	74 81								
29	A	Ohio St.	70 80	271	H	Sacred Heart	88 65								
75	H	Michigan St.	86 73	21	A	Princeton	55 72								
135	A	Wisconsin	65 71	300	H	Pittsburgh	78 73								

Non-Div I Games:

Penn St.



Pepperdine

Through Games Of Jan. 21, 2020

Average RPI Win:	245	WON-LOST	WINNING	LAST 10	STRENGTH OF	OPP. STRENGTH	TEAM	ADJ.	CONF.	ADJ CONF.
Average RPI Loss:	145	RECORD	PCT. RANK	GAMES	SCHEDULE	OF SCHEDULE	RPI	RPI	RPI	RPI
DIV. I ONLY	7- 8	200	4-6	307	103	262	262	11	11	
DIV. I NON-CONF.	4- 4	164	1-2	331	136	269	269	11	11	
TOTALS	RPI 1-25	RPI 26-50	W-L RECORDS	RPI 51-100	RPI 101-150	RPI 150+				
7- 8	0- 0	0- 0	OVERALL	0- 3	0- 1	7- 4				
5- 4	0- 0	0- 0	HOME	0- 1	0- 0	5- 3				
2- 4	0- 0	0- 0	AWAY	0- 2	0- 1	2- 1				
0- 0	0- 0	0- 0	NEUTRAL	0- 0	0- 0	0- 0				
4- 4	0- 0	0- 0	NON-CONFERENCE	0- 2	0- 0	4- 2				
2- 2	0- 0	0- 0	HOME	0- 0	0- 0	2- 2				
2- 2	0- 0	0- 0	AWAY	0- 2	0- 0	2- 0				
0- 0	0- 0	0- 0	NEUTRAL	0- 0	0- 0	0- 0				
3- 4	0- 0	0- 0	CONFERENCE	0- 1	0- 1	3- 2				
3- 2	0- 0	0- 0	HOME	0- 1	0- 0	3- 1				
0- 2	0- 0	0- 0	AWAY	0- 0	0- 1	0- 1				
0- 0	0- 0	0- 0	NEUTRAL	0- 0	0- 0	0- 0				

RPI 1-25				RPI 26-50				RPI 51-100				RPI 101+				Team's RPI: 262	
RPI	S	Opponent	Score	RPI	S	Opponent	Score	RPI	S	Opponent	Score	RPI	S	Opponent	Score		
								69	H	BYU	47	65	117	A	Pacific	63	64
								73	A	Washington St.	48	85	156	H	San Diego	73	57
								97	A	Boise St.	74	76	168	H	Santa Clara	79	71
													169	A	Saint Mary's (CA)	78	85
													186	H	Hawaii	51	52
													194	H	UNLV	44	69
													221	H	UC Davis	70	67
													231	H	San Francisco	82	70
													258	H	LMU (CA)	77	84
													289	A	Eastern Wash.	53	52
													310	A	New Mexico St.	72	69
													339	H	Cal Poly	63	53
LAST 10 Division I																	
258	H	LMU (CA)	77	84	69	H	BYU	47	65								
231	H	San Francisco	82	70	156	H	San Diego	73	57								
168	H	Santa Clara	79	71	97	A	Boise St.	74	76								
117	A	Pacific	63	64	221	H	UC Davis	70	67								
169	A	Saint Mary's (CA)	78	85	194	H	UNLV	44	69								

Non-Div I Games: Concordia (CA) 76 57 Cal St. L.A. 79 56

Pepperdine

Loss, Non-Conf, S Site, H Home A Away N Neutral

## Pittsburgh

Through Games Of Jan. 21, 2020

Average RPI Win:	318	WON-LOST	WINNING	LAST 10	STRENGTH OF	OPP. STRENGTH	TEAM	ADJ.	CONF.	ADJ CONF.
Average RPI Loss:	118	RECORD	PCT. RANK	GAMES	SCHEDULE	OF SCHEDULE	RPI	RPI	RPI	RPI
DIV. I ONLY	3- 14	317	0-10	175	139	300	300	5	5	
DIV. I NON-CONF.	3- 8	268	0-4	217	275	304	304	3	3	
TOTALS	RPI 1-25	RPI 26-50	W-L RECORDS	RPI 51-100	RPI 101-150	RPI 150+				
3- 14	0- 0	0- 1	OVERALL	0- 5	0- 4	3- 4				
2- 7	0- 0	0- 0	HOME	0- 2	0- 3	2- 2				
0- 6	0- 0	0- 1	AWAY	0- 2	0- 1	0- 2				
1- 1	0- 0	0- 0	NEUTRAL	0- 1	0- 0	1- 0				
3- 8	0- 0	0- 0	NON-CONFERENCE	0- 2	0- 3	3- 3				
2- 4	0- 0	0- 0	HOME	0- 0	0- 2	2- 2				
0- 3	0- 0	0- 0	AWAY	0- 1	0- 1	0- 1				
1- 1	0- 0	0- 0	NEUTRAL	0- 1	0- 0	1- 0				
0- 6	0- 0	0- 1	CONFERENCE	0- 3	0- 1	0- 1				
0- 3	0- 0	0- 0	HOME	0- 2	0- 1	0- 0				
0- 3	0- 0	0- 1	AWAY	0- 1	0- 0	0- 1				
0- 0	0- 0	0- 0	NEUTRAL	0- 0	0- 0	0- 0				

RPI 1-25				RPI 26-50				RPI 51-100				RPI 101+ Team's RPI: 300			
RPI	S	Opponent	Score	RPI	S	Opponent	Score	RPI	S	Opponent	Score	RPI	S	Opponent	Score
				30	A	Virginia Tech	56 68	61	A	UCF	58 74	101	H	Stony Brook	56 59
								74	A	North Carolina	62 70	105	H	Duquesne	62 81
								76	N	Ohio	50 72	115	H	Notre Dame	52 60
								82	H	Boston College	70 79	123	A	Cincinnati	53 69
								93	H	Syracuse	51 69	175	A	Clemson	67 75
												188	H	Miami (OH)	71 80
												190	A	Penn St.	73 78
												233	H	Georgetown	56 66
												272	N	Ole Miss	58 50
												336	H	Fairleigh Dickinson	69 60
												345	H	Central Conn. St.	81 73
LAST 10 Division I															
				93	H	Syracuse	51 69	74	A	North Carolina	62 70				
				175	A	Clemson	67 75	123	A	Cincinnati	53 69				
				30	A	Virginia Tech	56 68	188	H	Miami (OH)	71 80				
				82	H	Boston College	70 79	101	H	Stony Brook	56 59				
				115	H	Notre Dame	52 60	190	A	Penn St.	73 78				

Non-Div I Games:

Pittsburgh

■ Loss, 
■ Non-Conf, 
■ S Site, 
■ H Home 
■ A Away 
N Neutral

Average RPI Win:	212	WON-LOST	WINNING	LAST 10	STRENGTH OF	OPP. STRENGTH	TEAM	ADJ.	CONF.	ADJ CONF.
Average RPI Loss:	131	RECORD	PCT. RANK	GAMES	SCHEDULE	OF SCHEDULE	RPI	RPI	RPI	RPI
DIV. I ONLY	9- 7	140	5-5	138	183	127	127	11	11	
DIV. I NON-CONF.	5- 4	140	1-2	207	321	186	186	11	11	
TOTALS	RPI 1-25	RPI 26-50	W-L RECORDS	RPI 51-100	RPI 101-150	RPI 150+				
9- 7	0- 1	0- 0	OVERALL	2- 1	0- 2	7- 3				
3- 4	0- 0	0- 0	HOME	1- 1	0- 2	2- 1				
6- 3	0- 1	0- 0	AWAY	1- 0	0- 0	5- 2				
0- 0	0- 0	0- 0	NEUTRAL	0- 0	0- 0	0- 0				
5- 4	0- 0	0- 0	NON-CONFERENCE	1- 1	0- 1	4- 2				
2- 3	0- 0	0- 0	HOME	1- 1	0- 1	1- 1				
3- 1	0- 0	0- 0	AWAY	0- 0	0- 0	3- 1				
0- 0	0- 0	0- 0	NEUTRAL	0- 0	0- 0	0- 0				
4- 3	0- 1	0- 0	CONFERENCE	1- 0	0- 1	3- 1				
1- 1	0- 0	0- 0	HOME	0- 0	0- 1	1- 0				
3- 2	0- 1	0- 0	AWAY	1- 0	0- 0	2- 1				
0- 0	0- 0	0- 0	NEUTRAL	0- 0	0- 0	0- 0				

RPI 1-25				RPI 26-50				RPI 51-100				RPI 101+ Team's RPI: 127			
RPI	S	Opponent	Score	RPI	S	Opponent	Score	RPI	S	Opponent	Score	RPI	S	Opponent	Score
9	A	Gonzaga	57 62					69	A	BYU	57 48	112	H	Abilene Christian	69 76
								94	H	Fresno St.	75 64	117	H	Pacific	73 77
								96	H	Loyola Chicago	64 78	156	A	San Diego	55 74
												168	A	Santa Clara	80 77
												169	H	Saint Mary's (CA)	78 65
												170	H	Portland St.	71 77
												231	A	San Francisco	73 66
												256	A	CSUN	64 73
												277	H	Grand Canyon	73 41
												287	A	Utah St.	70 64
												302	A	Weber St.	78 59
												309	A	Air Force	72 56
LAST 10 Division I															
168	A	Santa Clara	80 77	156	A	San Diego	55 74								
231	A	San Francisco	73 66	9	A	Gonzaga	57 62								
169	H	Saint Mary's (CA)	78 65	170	H	Portland St.	71 77								
117	H	Pacific	73 77	277	H	Grand Canyon	73 41								
69	A	BYU	57 48	96	H	Loyola Chicago	64 78								

Non-Div I Games: Warner Pacific 78 36 Willamette 82 42

Portland

Loss, Non-Conf, S Site, H Home A Away N Neutral

Average RPI Win:	234	WON-LOST	WINNING	LAST 10	STRENGTH OF	OPP. STRENGTH	TEAM	ADJ.	CONF.	ADJ CONF.
Average RPI Loss:	165	RECORD	PCT. RANK	GAMES	SCHEDULE	OF SCHEDULE	RPI	RPI	RPI	RPI
DIV. I ONLY	10- 7	124	6-4	251	243	170	170	21	21	
DIV. I NON-CONF.	5- 4	140	1-1	213	271	153	153	17	17	
TOTALS	RPI 1-25	RPI 26-50	W-L RECORDS	RPI 51-100	RPI 101-150	RPI 150+				
10- 7	0- 0	0- 0	OVERALL	0- 2	2- 1	8- 4				
5- 2	0- 0	0- 0	HOME	0- 1	1- 1	4- 0				
5- 4	0- 0	0- 0	AWAY	0- 1	1- 0	4- 3				
0- 1	0- 0	0- 0	NEUTRAL	0- 0	0- 0	0- 1				
5- 4	0- 0	0- 0	NON-CONFERENCE	0- 2	1- 0	4- 2				
2- 1	0- 0	0- 0	HOME	0- 1	0- 0	2- 0				
3- 2	0- 0	0- 0	AWAY	0- 1	1- 0	2- 1				
0- 1	0- 0	0- 0	NEUTRAL	0- 0	0- 0	0- 1				
5- 3	0- 0	0- 0	CONFERENCE	0- 0	1- 1	4- 2				
3- 1	0- 0	0- 0	HOME	0- 0	1- 1	2- 0				
2- 2	0- 0	0- 0	AWAY	0- 0	0- 0	2- 2				
0- 0	0- 0	0- 0	NEUTRAL	0- 0	0- 0	0- 0				

RPI 1-25				RPI 26-50				RPI 51-100				RPI 101+				Team's RPI: 170	
RPI	S	Opponent	Score	RPI	S	Opponent	Score	RPI	S	Opponent	Score	RPI	S	Opponent	Score		
								64	H	Tennessee	61	88	109	H	Montana St.	62	73
								97	A	Boise St.	57	82	119	H	Idaho	74	53
													127	A	Portland	77	71
													166	H	Montana	78	65
													197	A	Southern Utah	58	71
													200	A	Northern Colo.	58	77
													221	A	UC Davis	76	70
													225	A	UMKC	69	87
													265	A	UC Irvine	70	61
													265	N	UC Irvine	75	83
													277	H	Grand Canyon	69	46
													283	A	Idaho St.	69	64
													288	H	Nevada	80	75
													289	H	Eastern Wash.	75	58
													302	A	Weber St.	76	57
LAST 10 Division I																	
				302	A	Weber St.	76	57					119	H	Idaho	74	53
				283	A	Idaho St.	69	64					197	A	Southern Utah	58	71
				166	H	Montana	78	65					200	A	Northern Colo.	58	77
				109	H	Montana St.	62	73					64	H	Tennessee	61	88
				289	H	Eastern Wash.	75	58					127	A	Portland	77	71

Non-Div I Games: Multnomah 104 48

Portland St.

Average RPI Win:	337	WON-LOST	WINNING	LAST 10	STRENGTH OF	OPP. STRENGTH	TEAM	ADJ.	CONF.	ADJ CONF.
Average RPI Loss:	142	RECORD	PCT. RANK	GAMES	SCHEDULE	OF SCHEDULE	RPI	RPI	RPI	RPI
DIV. I ONLY	1- 13	341	1-9	146	166	299	299	31	31	
DIV. I NON-CONF.	0- 9	338	0-5	23	83	270	270	29	29	
TOTALS	RPI 1-25	RPI 26-50	W-L RECORDS	RPI 51-100	RPI 101-150	RPI 150+				
1- 13	0- 1	0- 2	OVERALL	0- 1	0- 3	1- 6				
0- 3	0- 0	0- 0	HOME	0- 0	0- 1	0- 2				
1- 8	0- 1	0- 2	AWAY	0- 1	0- 2	1- 2				
0- 2	0- 0	0- 0	NEUTRAL	0- 0	0- 0	0- 2				
0- 9	0- 1	0- 2	NON-CONFERENCE	0- 0	0- 3	0- 3				
0- 1	0- 0	0- 0	HOME	0- 0	0- 1	0- 0				
0- 6	0- 1	0- 2	AWAY	0- 0	0- 2	0- 1				
0- 2	0- 0	0- 0	NEUTRAL	0- 0	0- 0	0- 2				
1- 4	0- 0	0- 0	CONFERENCE	0- 1	0- 0	1- 3				
0- 2	0- 0	0- 0	HOME	0- 0	0- 0	0- 2				
1- 2	0- 0	0- 0	AWAY	0- 1	0- 0	1- 1				
0- 0	0- 0	0- 0	NEUTRAL	0- 0	0- 0	0- 0				

RPI 1-25				RPI 26-50				RPI 51-100				RPI 101+ Team's RPI: 299			
RPI	S	Opponent	Score	RPI	S	Opponent	Score	RPI	S	Opponent	Score	RPI	S	Opponent	Score
18	A	Texas A&M	38 80	26	A	Oklahoma	48 94	95	A	Texas Southern	65 88	125	A	Rice	55 77
				42	A	Arizona	48 83					135	A	Wisconsin	42 68
												139	H	Florida	44 51
												167	A	Jackson St.	49 53
												177	N	A&M-Corpus Christi	52 64
												181	A	Texas Tech	48 82
												188	N	Miami (OH)	52 65
												237	H	Southern U.	48 68
												311	H	Alcorn	63 68
												337	A	Grambling	67 54
LAST 10 Division I															
167	A	Jackson St.	49 53	135	A	Wisconsin	42 68								
337	A	Grambling	67 54	181	A	Texas Tech	48 82								
95	A	Texas Southern	65 88	125	A	Rice	55 77								
237	H	Southern U.	48 68	139	H	Florida	44 51								
311	H	Alcorn	63 68	18	A	Texas A&M	38 80								

Non-Div I Games:      Huston-Tillotson    79   60                  Wiley                                  75   42                  Tex. A&M-Kingsville85    55

Presbyterian

Through Games Of Jan. 21, 2020

Average RPI Win:	270	WON-LOST	WINNING	LAST 10	STRENGTH OF	OPP. STRENGTH	TEAM	ADJ.	CONF.	ADJ CONF.
Average RPI Loss:	202	RECORD	PCT. RANK	GAMES	SCHEDULE	OF SCHEDULE	RPI	RPI	RPI	RPI
DIV. I ONLY	3- 12	311	1-9	214	342	297	297	27	27	
DIV. I NON-CONF.	2- 5	259	0-2	263	286	287	287	28	28	
TOTALS	RPI 1-25	RPI 26-50	W-L RECORDS	RPI 51-100	RPI 101-150	RPI 150+				
3- 12	0- 0	0- 1	OVERALL	0- 0	0- 3	3- 8				
1- 4	0- 0	0- 0	HOME	0- 0	0- 1	1- 3				
2- 8	0- 0	0- 1	AWAY	0- 0	0- 2	2- 5				
0- 0	0- 0	0- 0	NEUTRAL	0- 0	0- 0	0- 0				
2- 5	0- 0	0- 1	NON-CONFERENCE	0- 0	0- 2	2- 2				
1- 1	0- 0	0- 0	HOME	0- 0	0- 0	1- 1				
1- 4	0- 0	0- 1	AWAY	0- 0	0- 2	1- 1				
0- 0	0- 0	0- 0	NEUTRAL	0- 0	0- 0	0- 0				
1- 7	0- 0	0- 0	CONFERENCE	0- 0	0- 1	1- 6				
0- 3	0- 0	0- 0	HOME	0- 0	0- 1	0- 2				
1- 4	0- 0	0- 0	AWAY	0- 0	0- 0	1- 4				
0- 0	0- 0	0- 0	NEUTRAL	0- 0	0- 0	0- 0				

RPI 1-25			RPI 26-50			RPI 51-100			RPI 101+			Team's RPI: 297
RPI	S	Opponent	Score	RPI	S	Opponent	Score	RPI	S	Opponent	Score	
				28	A	West Virginia	40 56					
								136	A	Illinois	52 71	
								139	A	Florida	46 60	
								143	H	Campbell	47 53	
								172	H	Hampton	42 71	
								219	A	Gardner-Webb	56 53	
								239	H	UNCW	60 70	
								240	A	High Point	55 60	
								241	H	Col. of Charleston	58 54	
								242	A	Radford	42 54	
								245	A	UNC Asheville	39 54	
								250	A	Winthrop	54 61	
								290	H	Longwood	60 71	
								296	A	Wofford	60 67	
								349	A	South Carolina St.	70 49	
LAST 10 Division I												
240	A	High Point	55 60	290	H	Longwood	60 71					
143	H	Campbell	47 53	242	A	Radford	42 54					
219	A	Gardner-Webb	56 53	245	A	UNC Asheville	39 54					
250	A	Winthrop	54 61	239	H	UNCW	60 70					
172	H	Hampton	42 71	136	A	Illinois	52 71					

Non-Div I Games: William Peace 72 35 Brevard 74 45

Presbyterian

Loss, Non-Conf, S Site, H Home A Away N Neutral

Average RPI Win:	166	WON-LOST	WINNING	LAST 10	STRENGTH OF	OPP. STRENGTH	TEAM	ADJ.	CONF.	ADJ CONF.
Average RPI Loss:	6	RECORD	PCT. RANK	GAMES	SCHEDULE	OF SCHEDULE	RPI	RPI	RPI	RPI
DIV. I ONLY	13- 1	9	9-1	90	106	21	21	8	8	
DIV. I NON-CONF.	12- 1	9	8-1	133	75	18	18	8	8	
TOTALS	RPI 1-25	RPI 26-50	W-L RECORDS	RPI 51-100	RPI 101-150	RPI 150+				
13- 1	0- 1	1- 0	OVERALL	4- 0	3- 0	5- 0				
7- 0	0- 0	1- 0	HOME	1- 0	0- 0	5- 0				
6- 1	0- 1	0- 0	AWAY	3- 0	3- 0	0- 0				
0- 0	0- 0	0- 0	NEUTRAL	0- 0	0- 0	0- 0				
12- 1	0- 1	1- 0	NON-CONFERENCE	4- 0	2- 0	5- 0				
7- 0	0- 0	1- 0	HOME	1- 0	0- 0	5- 0				
5- 1	0- 1	0- 0	AWAY	3- 0	2- 0	0- 0				
0- 0	0- 0	0- 0	NEUTRAL	0- 0	0- 0	0- 0				
1- 0	0- 0	0- 0	CONFERENCE	0- 0	1- 0	0- 0				
0- 0	0- 0	0- 0	HOME	0- 0	0- 0	0- 0				
1- 0	0- 0	0- 0	AWAY	0- 0	1- 0	0- 0				
0- 0	0- 0	0- 0	NEUTRAL	0- 0	0- 0	0- 0				

RPI 1-25				RPI 26-50				RPI 51-100				RPI 101+			
RPI	S	Opponent	Score	RPI	S	Opponent	Score	RPI	S	Opponent	Score	RPI	S	Opponent	Score
6	A	Iowa	75 77	31	H	FGCU	67 53	59	A	Seton Hall	78 76	120	A	Penn	75 55
								77	A	Marist	62 50	140	A	George Washington	75 50
								85	H	Rider	80 47	147	A	Missouri	68 33
								99	A	Saint Louis	66 50	190	H	Penn St.	72 55
												280	H	New Hampshire	77 37
												286	H	Monmouth	52 40
												305	H	St. Francis Brooklyn	76 44
												335	H	Hartford	73 42
LAST 10 Division I															
				120	A	Penn	75 55	335	H	Hartford	73 42				
				280	H	New Hampshire	77 37	77	A	Marist	62 50				
				99	A	Saint Louis	66 50	305	H	St. Francis Brooklyn	76 44				
				147	A	Missouri	68 33	286	H	Monmouth	52 40				
				190	H	Penn St.	72 55	6	A	Iowa	75 77				

Non-Div I Games:

Princeton

Providence

Through Games Of Jan. 21, 2020

Average RPI Win:	209	WON-LOST	WINNING	LAST 10	STRENGTH OF	OPP. STRENGTH	TEAM	ADJ.	CONF.	ADJ CONF.
Average RPI Loss:	81	RECORD	PCT. RANK	GAMES	SCHEDULE	OF SCHEDULE	RPI	RPI	RPI	RPI
DIV. I ONLY	9- 10	190	1-9	105	90	110	110	6	6	
DIV. I NON-CONF.	9- 3	64	1-2	190	214	65	65	6	6	
TOTALS	RPI 1-25	RPI 26-50	W-L RECORDS	RPI 51-100	RPI 101-150	RPI 150+				
9- 10	0- 2	0- 3	OVERALL	1- 3	3- 0	5- 2				
2- 2	0- 1	0- 1	HOME	1- 0	0- 0	1- 0				
5- 7	0- 1	0- 2	AWAY	0- 2	2- 0	3- 2				
2- 1	0- 0	0- 0	NEUTRAL	0- 1	1- 0	1- 0				
9- 3	0- 0	0- 1	NON-CONFERENCE	1- 1	3- 0	5- 1				
2- 0	0- 0	0- 0	HOME	1- 0	0- 0	1- 0				
5- 2	0- 0	0- 1	AWAY	0- 0	2- 0	3- 1				
2- 1	0- 0	0- 0	NEUTRAL	0- 1	1- 0	1- 0				
0- 7	0- 2	0- 2	CONFERENCE	0- 2	0- 0	0- 1				
0- 2	0- 1	0- 1	HOME	0- 0	0- 0	0- 0				
0- 5	0- 1	0- 1	AWAY	0- 2	0- 0	0- 1				
0- 0	0- 0	0- 0	NEUTRAL	0- 0	0- 0	0- 0				

RPI S Opponent	Score	RPI S Opponent	Score	RPI S Opponent	Score	RPI S Opponent	Score	Team's RPI: 110
13 H DePaul	67 80	39 H Marquette	50 60	59 A Seton Hall	55 97	111 A Utah	67 60	
22 A Creighton	63 72	45 A Yale	79 82	81 N Ball St.	51 52	118 A Massachusetts	72 63	
		46 A St. John's (NY)	58 64	82 H Boston College	76 60	145 N Rhode Island	58 51	
				89 A Villanova	49 51	180 A New Mexico	68 86	
						223 H UMass Lowell	63 38	
						233 A Georgetown	53 62	
						258 N LMU (CA)	48 45	
						286 A Monmouth	68 52	
						319 A Bryant	76 32	
						335 A Hartford	75 57	
LAST 10 Division I								
59 A Seton Hall	55 97	233 A Georgetown	53 62					
46 A St. John's (NY)	58 64	89 A Villanova	49 51					
22 A Creighton	63 72	258 N LMU (CA)	48 45					
39 H Marquette	50 60	81 N Ball St.	51 52					
13 H DePaul	67 80	180 A New Mexico	68 86					

Non-Div I Games:

Providence

Loss, Non-Conf, S Site, H Home A Away N Neutral



Average RPI Win:	134	WON-LOST	WINNING	LAST 10	STRENGTH OF	OPP. STRENGTH	TEAM	ADJ.	CONF.	ADJ CONF.
Average RPI Loss:	23	RECORD	PCT. RANK	GAMES	SCHEDULE	OF SCHEDULE	RPI	RPI	RPI	RPI
DIV. I ONLY	12- 7	100	5-5	10	7	32	32	2	2	
DIV. I NON-CONF.	9- 3	64	2-1	36	16	20	20	2	2	
TOTALS	RPI 1-25	RPI 26-50	W-L RECORDS	RPI 51-100	RPI 101-150	RPI 150+				
12- 7	0- 4	4- 2	OVERALL	0- 1	3- 0	5- 0				
8- 2	0- 0	1- 1	HOME	0- 1	3- 0	4- 0				
2- 4	0- 3	1- 1	AWAY	0- 0	0- 0	1- 0				
2- 1	0- 1	2- 0	NEUTRAL	0- 0	0- 0	0- 0				
9- 3	0- 2	3- 1	NON-CONFERENCE	0- 0	1- 0	5- 0				
6- 0	0- 0	1- 0	HOME	0- 0	1- 0	4- 0				
1- 2	0- 1	0- 1	AWAY	0- 0	0- 0	1- 0				
2- 1	0- 1	2- 0	NEUTRAL	0- 0	0- 0	0- 0				
3- 4	0- 2	1- 1	CONFERENCE	0- 1	2- 0	0- 0				
2- 2	0- 0	0- 1	HOME	0- 1	2- 0	0- 0				
1- 2	0- 2	1- 0	AWAY	0- 0	0- 0	0- 0				
0- 0	0- 0	0- 0	NEUTRAL	0- 0	0- 0	0- 0				

RPI 1-25				RPI 26-50				Team's RPI: 32				RPI 51-100				RPI 101+			
RPI	S	Opponent	Score	RPI	S	Opponent	Score	RPI	S	Opponent	Score	RPI	S	Opponent	Score	RPI	S	Opponent	Score
2	A	South Carolina	49 85	27	N	Arizona St.	59 52	55	H	Minnesota	59 72	104	H	Kent St.	77 64				
9	N	Gonzaga	50 63	29	A	Ohio St.	66 50					135	H	Wisconsin	72 61				
12	A	Indiana	48 66	30	A	Virginia Tech	54 67					136	H	Illinois	81 67				
17	A	Northwestern	56 61	33	H	Western Ky.	67 50					191	H	Northern Ill.	68 63				
				35	H	Rutgers	53 59					203	A	Chattanooga	66 34				
				38	N	Drake	67 47					214	H	Bowling Green	81 74				
												215	H	Western Ill.	66 59				
												285	H	Milwaukee	68 55				
LAST 10 Division I																			
				55	H	Minnesota	59 72	135	H	Wisconsin	72 61								
				136	H	Illinois	81 67	29	A	Ohio St.	66 50								
				17	A	Northwestern	56 61	214	H	Bowling Green	81 74								
				12	A	Indiana	48 66	33	H	Western Ky.	67 50								
				35	H	Rutgers	53 59	2	A	South Carolina	49 85								

Non-Div I Games:

Purdue

■ Loss, 
■ Non-Conf, 
■ S Site, 
■ H Home 
■ A Away 
N Neutral

Average RPI Win:	334	WON-LOST	WINNING	LAST 10	STRENGTH OF	OPP. STRENGTH	TEAM	ADJ.	CONF.	ADJ CONF.
Average RPI Loss:	172	RECORD	PCT. RANK	GAMES	SCHEDULE	OF SCHEDULE	RPI	RPI	RPI	RPI
DIV. I ONLY	2- 14	333	1-9	227	290	329	329	19	19	
DIV. I NON-CONF.	2- 9	304	1-4	284	308	337	337	19	19	
TOTALS	RPI 1-25	RPI 26-50	W-L RECORDS	RPI 51-100	RPI 101-150	RPI 150+				
2- 14	0- 0	0- 1	OVERALL	0- 2	0- 2	2- 9				
2- 5	0- 0	0- 1	HOME	0- 2	0- 0	2- 2				
0- 6	0- 0	0- 0	AWAY	0- 0	0- 1	0- 5				
0- 3	0- 0	0- 0	NEUTRAL	0- 0	0- 1	0- 2				
2- 9	0- 0	0- 0	NON-CONFERENCE	0- 1	0- 2	2- 6				
2- 2	0- 0	0- 0	HOME	0- 1	0- 0	2- 1				
0- 4	0- 0	0- 0	AWAY	0- 0	0- 1	0- 3				
0- 3	0- 0	0- 0	NEUTRAL	0- 0	0- 1	0- 2				
0- 5	0- 0	0- 1	CONFERENCE	0- 1	0- 0	0- 3				
0- 3	0- 0	0- 1	HOME	0- 1	0- 0	0- 1				
0- 2	0- 0	0- 0	AWAY	0- 0	0- 0	0- 2				
0- 0	0- 0	0- 0	NEUTRAL	0- 0	0- 0	0- 0				

RPI S	Opponent	Score	RPI S	Opponent	Score	RPI S	Opponent	Score	RPI S	Opponent	Score	Team's RPI: 329
43	H South Dakota	41 62	81	H Ball St.	52 83	104	N Kent St.	67 75	113	A Butler	58 85	
			83	H South Dakota St.	69 100	171	H Southeast Mo. St.	48 58	174	A Eastern Mich.	40 64	
						181	N Texas Tech	48 82	192	A North Dakota	85 91	
						198	A Akron	53 64	215	A Western Ill.	68 79	
						243	H Oral Roberts	73 79	286	N Monmouth	46 60	
						324	A SIUE	53 57	326	H Evansville	67 64	
						341	H UIC	61 50				
LAST 10 Division I												
243	H Oral Roberts	73 79	113	A Butler	58 85							
83	H South Dakota St.	69 100	326	H Evansville	67 64							
215	A Western Ill.	68 79	174	A Eastern Mich.	40 64							
192	A North Dakota	85 91	324	A SIUE	53 57							
43	H South Dakota	41 62	286	N Monmouth	46 60							

Non-Div I Games: Heidelberg 82 55 Purdue Northwest 73 50

Purdue Fort Wayne

Loss, Non-Conf, S Site, H Home A Away N Neutral

Quinnipiac

Through Games Of Jan. 21, 2020

Average RPI Win:	239	WON-LOST	WINNING	LAST 10	STRENGTH OF	OPP. STRENGTH	TEAM	ADJ.	CONF.	ADJ CONF.
Average RPI Loss:	99	RECORD	PCT. RANK	GAMES	SCHEDULE	OF SCHEDULE	RPI	RPI	RPI	RPI
DIV. I ONLY	7- 8	200	6-4	183	138	204	204	24	24	
DIV. I NON-CONF.	3- 6	235	2-2	63	62	173	173	25	25	
TOTALS	RPI 1-25	RPI 26-50	W-L RECORDS	RPI 51-100	RPI 101-150	RPI 150+				
7- 8	0- 1	0- 1	OVERALL	1- 3	1- 2	5- 1				
5- 4	0- 0	0- 0	HOME	1- 1	1- 2	3- 1				
2- 4	0- 1	0- 1	AWAY	0- 2	0- 0	2- 0				
0- 0	0- 0	0- 0	NEUTRAL	0- 0	0- 0	0- 0				
3- 6	0- 1	0- 1	NON-CONFERENCE	1- 2	1- 2	1- 0				
2- 3	0- 0	0- 0	HOME	1- 1	1- 2	0- 0				
1- 3	0- 1	0- 1	AWAY	0- 1	0- 0	1- 0				
0- 0	0- 0	0- 0	NEUTRAL	0- 0	0- 0	0- 0				
4- 2	0- 0	0- 0	CONFERENCE	0- 1	0- 0	4- 1				
3- 1	0- 0	0- 0	HOME	0- 0	0- 0	3- 1				
1- 1	0- 0	0- 0	AWAY	0- 1	0- 0	1- 0				
0- 0	0- 0	0- 0	NEUTRAL	0- 0	0- 0	0- 0				

RPI 1-25				RPI 26-50				RPI 51-100				RPI 101+ Team's RPI: 204			
RPI	S	Opponent	Score	RPI	S	Opponent	Score	RPI	S	Opponent	Score	RPI	S	Opponent	Score
16	A	Maryland	52 107	45	A	Yale	59 63	58	H	Bucknell	76 69	140	H	George Washington	67 78
								61	A	UCF	58 80	145	H	Rhode Island	75 63
								85	A	Rider	59 75	146	H	Harvard	68 77
								90	H	Drexel	62 66	207	H	Iona	71 75
												213	H	Manhattan	70 58
												286	H	Monmouth	60 53
												308	A	Siena	66 52
												330	H	Canisius	74 71
												335	A	Hartford	87 50
LAST 10 Division I															
330	H	Canisius	74 71	207	H	Iona	71 75								
286	H	Monmouth	60 53	335	A	Hartford	87 50								
213	H	Manhattan	70 58	145	H	Rhode Island	75 63								
85	A	Rider	59 75	61	A	UCF	58 80								
308	A	Siena	66 52	140	H	George Washington	67 78								

Non-Div I Games:

Quinnipiac

Loss, Non-Conf, S Site, H Home A Away N Neutral

Average RPI Win:	<b>298</b>	WON-LOST	WINNING	LAST 10	STRENGTH OF	OPP. STRENGTH	TEAM	ADJ.	CONF.	ADJ CONF.
Average RPI Loss:	<b>152</b>	RECORD	PCT. RANK	GAMES	SCHEDULE	OF SCHEDULE	RPI	RPI	RPI	RPI
DIV. I ONLY	<b>7- 10</b>	<b>218</b>	<b>5-5</b>	<b>286</b>	<b>222</b>	<b>242</b>	<b>242</b>	<b>27</b>	<b>27</b>	
DIV. I NON-CONF.	<b>2- 7</b>	<b>288</b>	<b>0-2</b>	<b>244</b>	<b>65</b>	<b>258</b>	<b>258</b>	<b>28</b>	<b>28</b>	
TOTALS	RPI 1-25	RPI 26-50	W-L RECORDS	RPI 51-100	RPI 101-150	RPI 150+				
7- 10	0- 0	0- 2	OVERALL	0- 2	0- 0	7- 6				
3- 3	0- 0	0- 0	HOME	0- 0	0- 0	3- 3				
4- 7	0- 0	0- 2	AWAY	0- 2	0- 0	4- 3				
0- 0	0- 0	0- 0	NEUTRAL	0- 0	0- 0	0- 0				
2- 7	0- 0	0- 2	NON-CONFERENCE	0- 2	0- 0	2- 3				
0- 2	0- 0	0- 0	HOME	0- 0	0- 0	0- 2				
2- 5	0- 0	0- 2	AWAY	0- 2	0- 0	2- 1				
0- 0	0- 0	0- 0	NEUTRAL	0- 0	0- 0	0- 0				
5- 3	0- 0	0- 0	CONFERENCE	0- 0	0- 0	5- 3				
3- 1	0- 0	0- 0	HOME	0- 0	0- 0	3- 1				
2- 2	0- 0	0- 0	AWAY	0- 0	0- 0	2- 2				
0- 0	0- 0	0- 0	NEUTRAL	0- 0	0- 0	0- 0				

RPI 1-25				RPI 26-50				RPI 51-100				RPI 101+				Team's RPI: 242	
RPI	S	Opponent	Score	RPI	S	Opponent	Score	RPI	S	Opponent	Score	RPI	S	Opponent	Score		
				28	A	West Virginia	37 74	63	A	Vanderbilt	46 80	172	A	Hampton	48 51		
				29	A	Ohio St.	57 70	67	A	Alabama	51 85	193	H	American	55 59		
												212	H	Mt. St. Mary's	58 75		
												230	A	ETSU	67 43		
												240	A	High Point	58 68		
												245	H	UNC Asheville	50 63		
												250	H	Winthrop	54 53		
												266	A	Morehead St.	62 73		
												290	A	Longwood	62 61		
												297	H	Presbyterian	54 42		
												333	H	Charleston So.	72 35		
												334	A	USC Upstate	57 41		
												349	A	South Carolina St.	60 45		
LAST 10 Division I																	
				334	A	USC Upstate	57 41	240	A	High Point	58 68						
				250	H	Winthrop	54 53	333	H	Charleston So.	72 35						
				290	A	Longwood	62 61	297	H	Presbyterian	54 42						
				245	H	UNC Asheville	50 63	67	A	Alabama	51 85						
				172	A	Hampton	48 51	193	H	American	55 59						

Non-Div I Games:

Radford

## Rhode Island

Through Games Of Jan. 21, 2020

Average RPI Win:	211	WON-LOST	WINNING	LAST 10	STRENGTH OF	OPP. STRENGTH	TEAM	ADJ.	CONF.	ADJ CONF.
Average RPI Loss:	137	RECORD	PCT. RANK	GAMES	SCHEDULE	OF SCHEDULE	RPI	RPI	RPI	RPI
DIV. I ONLY	10- 7	124	5-5	171	262	145	145	12	12	
DIV. I NON-CONF.	7- 5	130	2-3	222	330	162	162	12	12	
TOTALS	RPI 1-25	RPI 26-50	W-L RECORDS	RPI 51-100	RPI 101-150	RPI 150+				
10- 7	0- 0	0- 0	OVERALL	0- 2	4- 3	6- 2				
7- 1	0- 0	0- 0	HOME	0- 0	4- 1	3- 0				
2- 5	0- 0	0- 0	AWAY	0- 2	0- 1	2- 2				
1- 1	0- 0	0- 0	NEUTRAL	0- 0	0- 1	1- 0				
7- 5	0- 0	0- 0	NON-CONFERENCE	0- 1	2- 2	5- 2				
5- 0	0- 0	0- 0	HOME	0- 0	2- 0	3- 0				
1- 4	0- 0	0- 0	AWAY	0- 1	0- 1	1- 2				
1- 1	0- 0	0- 0	NEUTRAL	0- 0	0- 1	1- 0				
3- 2	0- 0	0- 0	CONFERENCE	0- 1	2- 1	1- 0				
2- 1	0- 0	0- 0	HOME	0- 0	2- 1	0- 0				
1- 1	0- 0	0- 0	AWAY	0- 1	0- 0	1- 0				
0- 0	0- 0	0- 0	NEUTRAL	0- 0	0- 0	0- 0				

RPI	S	Opponent	Score	RPI	S	Opponent	Score	RPI	S	Opponent	Score	RPI	S	Opponent	Score	Team's RPI: 145
82	A	Boston College	55	66	88	A	Davidson	67	79	110	N	Providence	51	58		
										118	H	Massachusetts	69	66		
										130	H	Richmond	76	70		
										131	H	Robert Morris	71	59		
										133	H	Holy Cross	73	58		
										138	H	VCU	54	75		
										146	A	Harvard	58	61		
										184	A	Saint Joseph's	49	47		
										192	A	North Dakota	61	67		
										204	A	Quinnipiac	63	75		
										228	N	Brown	89	44		
										244	H	Fairfield	74	41		
										255	H	Vermont	77	74		
										335	A	Hartford	68	56		
										348	H	LIU Brooklyn	79	56		
LAST 10 Division I																
118	H	Massachusetts	69	66	146	A	Harvard	58	61							
184	A	Saint Joseph's	49	47	204	A	Quinnipiac	63	75							
88	A	Davidson	67	79	131	H	Robert Morris	71	59							
130	H	Richmond	76	70	110	N	Providence	51	58							
138	H	VCU	54	75	228	N	Brown	89	44							

Non-Div I Games:

Rhode Island

■ Loss, 
 ■ Non-Conf, 
 ■ S Site, 
 ■ H Home 
 ■ A Away 
 N Neutral

Average RPI Win:	231	WON-LOST	WINNING	LAST 10	STRENGTH OF	OPP. STRENGTH	TEAM	ADJ.	CONF.	ADJ CONF.
Average RPI Loss:	73	RECORD	PCT. RANK	GAMES	SCHEDULE	OF SCHEDULE	RPI	RPI	RPI	RPI
DIV. I ONLY	11- 6	88	7-3	204	109	125	125	13	13	
DIV. I NON-CONF.	5- 6	187	1-3	239	39	210	210	14	14	
TOTALS	RPI 1-25	RPI 26-50	W-L RECORDS	RPI 51-100	RPI 101-150	RPI 150+				
11- 6	0- 1	1- 3	OVERALL	0- 1	0- 0	10- 1				
8- 1	0- 1	1- 0	HOME	0- 0	0- 0	7- 0				
3- 3	0- 0	0- 1	AWAY	0- 1	0- 0	3- 1				
0- 2	0- 0	0- 2	NEUTRAL	0- 0	0- 0	0- 0				
5- 6	0- 1	0- 3	NON-CONFERENCE	0- 1	0- 0	5- 1				
4- 1	0- 1	0- 0	HOME	0- 0	0- 0	4- 0				
1- 3	0- 0	0- 1	AWAY	0- 1	0- 0	1- 1				
0- 2	0- 0	0- 2	NEUTRAL	0- 0	0- 0	0- 0				
6- 0	0- 0	1- 0	CONFERENCE	0- 0	0- 0	5- 0				
4- 0	0- 0	1- 0	HOME	0- 0	0- 0	3- 0				
2- 0	0- 0	0- 0	AWAY	0- 0	0- 0	2- 0				
0- 0	0- 0	0- 0	NEUTRAL	0- 0	0- 0	0- 0				

RPI 1-25			RPI 26-50			RPI 51-100			RPI 101+			Team's RPI: 125
RPI	S	Opponent	Score	RPI	S	Opponent	Score	RPI	S	Opponent	Score	
18	H	Texas A&M	61 62	30	N	Virginia Tech	45 54	95	A	Texas Southern	56 63	179 H Southern Miss. 75 64
				33	H	Western Ky.	73 65					189 A Fla. Atlantic 78 69
				41	N	Georgia Tech	52 54					201 H Little Rock 66 40
				44	A	Oklahoma St.	38 69					210 H Northern Ariz. 71 57
												211 A SMU 43 55
												247 H Marshall 81 43
												259 H Louisiana Tech 60 47
												299 H Prairie View 77 55
												303 H Nicholls St. 71 47
												307 A FIU 68 47
												317 A McNeese 81 50
LAST 10 Division I												
				179	H	Southern Miss.	75 64					247 H Marshall 81 43
				259	H	Louisiana Tech	60 47					41 N Georgia Tech 52 54
				307	A	FIU	68 47					30 N Virginia Tech 45 54
				189	A	Fla. Atlantic	78 69					299 H Prairie View 77 55
				33	H	Western Ky.	73 65					95 A Texas Southern 56 63

Non-Div I Games:

Rice

Average RPI Win:	186	WON-LOST	WINNING	LAST 10	STRENGTH OF	OPP. STRENGTH	TEAM	ADJ.	CONF.	ADJ CONF.
Average RPI Loss:	123	RECORD	PCT. RANK	GAMES	SCHEDULE	OF SCHEDULE	RPI	RPI	RPI	RPI
DIV. I ONLY	7- 11	231	2-8	42	230	130	130	12	12	
DIV. I NON-CONF.	7- 7	164	2-4	28	295	82	82	12	12	
TOTALS	RPI 1-25	RPI 26-50	W-L RECORDS	RPI 51-100	RPI 101-150	RPI 150+				
7- 11	0- 0	0- 1	OVERALL	0- 4	2- 3	5- 3				
3- 2	0- 0	0- 0	HOME	0- 1	0- 1	3- 0				
4- 6	0- 0	0- 1	AWAY	0- 2	2- 2	2- 1				
0- 3	0- 0	0- 0	NEUTRAL	0- 1	0- 0	0- 2				
7- 7	0- 0	0- 1	NON-CONFERENCE	0- 3	2- 1	5- 2				
3- 1	0- 0	0- 0	HOME	0- 0	0- 1	3- 0				
4- 3	0- 0	0- 1	AWAY	0- 2	2- 0	2- 0				
0- 3	0- 0	0- 0	NEUTRAL	0- 1	0- 0	0- 2				
0- 4	0- 0	0- 0	CONFERENCE	0- 1	0- 2	0- 1				
0- 1	0- 0	0- 0	HOME	0- 1	0- 0	0- 0				
0- 3	0- 0	0- 0	AWAY	0- 0	0- 2	0- 1				
0- 0	0- 0	0- 0	NEUTRAL	0- 0	0- 0	0- 0				

RPI S	Opponent	Score	RPI S	Opponent	Score	RPI S	Opponent	Score	RPI S	Opponent	Score	Team's RPI: 130
36	A Old Dominion	51 73	62	A Charlotte	59 78	106	A Coastal Caro.	79 67				
			72	N Bradley	57 61	122	A UNC Greensboro	70 62				
			90	A Drexel	52 58	138	A VCU	50 53				
			91	H Dayton	51 65	145	A Rhode Island	70 76				
						148	H Furman	69 70				
						159	H William & Mary	76 73				
						172	N Hampton	65 69				
						173	H Norfolk St.	77 69				
						184	A Saint Joseph's	56 67				
						189	H Fla. Atlantic	57 55				
						212	N Mt. St. Mary's	67 75				
						233	A Georgetown	51 49				
						322	A UMES	64 52				
LAST 10 Division I												
138	A VCU	50 53	172	N Hampton	65 69							
91	H Dayton	51 65	212	N Mt. St. Mary's	67 75							
145	A Rhode Island	70 76	36	A Old Dominion	51 73							
184	A Saint Joseph's	56 67	148	H Furman	69 70							
173	H Norfolk St.	77 69	322	A UMES	64 52							

Non-Div I Games:

Richmond

Average RPI Win:	220	WON-LOST	WINNING	LAST 10	STRENGTH OF	OPP. STRENGTH	TEAM	ADJ.	CONF.	ADJ CONF.
Average RPI Loss:	54	RECORD	PCT. RANK	GAMES	SCHEDULE	OF SCHEDULE	RPI	RPI	RPI	RPI
DIV. I ONLY	12- 2	19	9-1	317	71	85	85	24	24	
DIV. I NON-CONF.	7- 2	56	4-1	327	18	120	120	25	25	
TOTALS	RPI 1-25	RPI 26-50	W-L RECORDS	RPI 51-100	RPI 101-150	RPI 150+				
12- 2	0- 1	0- 0	OVERALL	1- 1	0- 0	11- 0				
6- 0	0- 0	0- 0	HOME	0- 0	0- 0	6- 0				
5- 1	0- 1	0- 0	AWAY	1- 0	0- 0	4- 0				
1- 1	0- 0	0- 0	NEUTRAL	0- 1	0- 0	1- 0				
7- 2	0- 1	0- 0	NON-CONFERENCE	0- 1	0- 0	7- 0				
3- 0	0- 0	0- 0	HOME	0- 0	0- 0	3- 0				
3- 1	0- 1	0- 0	AWAY	0- 0	0- 0	3- 0				
1- 1	0- 0	0- 0	NEUTRAL	0- 1	0- 0	1- 0				
5- 0	0- 0	0- 0	CONFERENCE	1- 0	0- 0	4- 0				
3- 0	0- 0	0- 0	HOME	0- 0	0- 0	3- 0				
2- 0	0- 0	0- 0	AWAY	1- 0	0- 0	1- 0				
0- 0	0- 0	0- 0	NEUTRAL	0- 0	0- 0	0- 0				

RPI 1-25				RPI 26-50				RPI 51-100 Team's RPI: 85				RPI 101+			
RPI	S	Opponent	Score	RPI	S	Opponent	Score	RPI	S	Opponent	Score	RPI	S	Opponent	Score
21	A	Princeton	47 80					77	A	Marist	76 72	190	A	Penn St.	78 70
								87	N	North Florida	70 80	202	H	La Salle	70 43
												204	H	Quinnipiac	75 59
												207	A	Iona	81 37
												216	H	Niagara	79 75
												218	H	Xavier	64 57
												233	A	Georgetown	65 64
												251	N	Lipscomb	81 76
												261	A	Delaware St.	71 69
												270	H	Wagner	77 63
												308	H	Siena	70 66
LAST 10 Division I															
308	H	Siena	70 66	261	A	Delaware St.	71 69								
77	A	Marist	76 72	270	H	Wagner	77 63								
204	H	Quinnipiac	75 59	233	A	Georgetown	65 64								
207	A	Iona	81 37	202	H	La Salle	70 43								
216	H	Niagara	79 75	87	N	North Florida	70 80								

Non-Div I Games:

Rider



Average RPI Win:	227	WON-LOST	WINNING	LAST 10	STRENGTH OF	OPP. STRENGTH	TEAM	ADJ.	CONF.	ADJ CONF.
Average RPI Loss:	120	RECORD	PCT. RANK	GAMES	SCHEDULE	OF SCHEDULE	RPI	RPI	RPI	RPI
DIV. I ONLY	10- 6	104	7-3	203	193	131	131	29	29	
DIV. I NON-CONF.	4- 6	212	1-3	103	149	156	156	30	30	
TOTALS	RPI 1-25	RPI 26-50	W-L RECORDS	RPI 51-100	RPI 101-150	RPI 150+				
10- 6	0- 1	0- 1	OVERALL	0- 0	0- 2	10- 2				
6- 2	0- 0	0- 0	HOME	0- 0	0- 0	6- 2				
4- 4	0- 1	0- 1	AWAY	0- 0	0- 2	4- 0				
0- 0	0- 0	0- 0	NEUTRAL	0- 0	0- 0	0- 0				
4- 6	0- 1	0- 1	NON-CONFERENCE	0- 0	0- 2	4- 2				
2- 2	0- 0	0- 0	HOME	0- 0	0- 0	2- 2				
2- 4	0- 1	0- 1	AWAY	0- 0	0- 2	2- 0				
0- 0	0- 0	0- 0	NEUTRAL	0- 0	0- 0	0- 0				
6- 0	0- 0	0- 0	CONFERENCE	0- 0	0- 0	6- 0				
4- 0	0- 0	0- 0	HOME	0- 0	0- 0	4- 0				
2- 0	0- 0	0- 0	AWAY	0- 0	0- 0	2- 0				
0- 0	0- 0	0- 0	NEUTRAL	0- 0	0- 0	0- 0				

RPI 1-25				RPI 26-50				RPI 51-100				RPI 101+ Team's RPI: 131			
RPI	S	Opponent	Score	RPI	S	Opponent	Score	RPI	S	Opponent	Score	RPI	S	Opponent	Score
24	A	TCU	61 66	40	A	James Madison	32 59					104	A	Kent St.	81 82
												145	A	Rhode Island	59 71
												153	H	Columbia	59 61
												161	H	Youngstown St.	58 43
												164	A	Merrimack	68 62
												164	H	Merrimack	72 50
												173	A	Norfolk St.	69 62
												202	A	La Salle	71 68
												218	H	Xavier	71 57
												253	H	Delaware	62 73
												270	H	Wagner	51 47
												271	H	Sacred Heart	73 43
												305	H	St. Francis Brooklyn	69 44
												345	A	Central Conn. St.	86 56
LAST 10 Division I															
				271	H	Sacred Heart	73 43					345	A	Central Conn. St.	86 56
				164	H	Merrimack	72 50					40	A	James Madison	32 59
				305	H	St. Francis Brooklyn	69 44					173	A	Norfolk St.	69 62
				270	H	Wagner	51 47					145	A	Rhode Island	59 71
				164	A	Merrimack	68 62					253	H	Delaware	62 73

Non-Div I Games: Pitt.-Johnstown 63 30

Robert Morris

■ Loss, 
 ■ Non-Conf, 
 ■ S Site, 
 ■ H Home 
 ■ A Away 
 N Neutral

Average RPI Win:	153	WON-LOST	WINNING	LAST 10	STRENGTH OF	OPP. STRENGTH	TEAM	ADJ.	CONF.	ADJ CONF.
Average RPI Loss:	37	RECORD	PCT. RANK	GAMES	SCHEDULE	OF SCHEDULE	RPI	RPI	RPI	RPI
DIV. I ONLY	15- 3	21	8-2	99	46	35	35	2	2	
DIV. I NON-CONF.	10- 1	19	3-0	198	82	37	37	2	2	
TOTALS	RPI 1-25	RPI 26-50	W-L RECORDS	RPI 51-100	RPI 101-150	RPI 150+				
15- 3	0- 2	4- 0	OVERALL	1- 1	3- 0	7- 0				
8- 2	0- 1	2- 0	HOME	0- 1	1- 0	5- 0				
5- 1	0- 1	1- 0	AWAY	0- 0	2- 0	2- 0				
2- 0	0- 0	1- 0	NEUTRAL	1- 0	0- 0	0- 0				
10- 1	0- 1	2- 0	NON-CONFERENCE	1- 0	1- 0	6- 0				
7- 0	0- 0	1- 0	HOME	0- 0	1- 0	5- 0				
1- 1	0- 1	0- 0	AWAY	0- 0	0- 0	1- 0				
2- 0	0- 0	1- 0	NEUTRAL	1- 0	0- 0	0- 0				
5- 2	0- 1	2- 0	CONFERENCE	0- 1	2- 0	1- 0				
1- 2	0- 1	1- 0	HOME	0- 1	0- 0	0- 0				
4- 0	0- 0	1- 0	AWAY	0- 0	2- 0	1- 0				
0- 0	0- 0	0- 0	NEUTRAL	0- 0	0- 0	0- 0				

[illegible]

Non-Div I Games:

Rutgers

■ Loss, ■ Non-Conf, S Site, H Home A Away N Neutral

Average RPI Win:	269	WON-LOST	WINNING	LAST 10	STRENGTH OF	OPP. STRENGTH	TEAM	ADJ.	CONF.	ADJ CONF.
Average RPI Loss:	69	RECORD	PCT. RANK	GAMES	SCHEDULE	OF SCHEDULE	RPI	RPI	RPI	RPI
DIV. I ONLY	10- 3	43	8-2	323	201	141	141	25	25	
DIV. I NON-CONF.	4- 2	90	2-1	245	156	121	121	22	22	
TOTALS	RPI 1-25	RPI 26-50	W-L RECORDS	RPI 51-100	RPI 101-150	RPI 150+				
10- 3	0- 0	0- 1	OVERALL	0- 1	0- 1	10- 0				
5- 1	0- 0	0- 0	HOME	0- 1	0- 0	5- 0				
4- 2	0- 0	0- 1	AWAY	0- 0	0- 1	4- 0				
1- 0	0- 0	0- 0	NEUTRAL	0- 0	0- 0	1- 0				
4- 2	0- 0	0- 1	NON-CONFERENCE	0- 1	0- 0	4- 0				
1- 1	0- 0	0- 0	HOME	0- 1	0- 0	1- 0				
2- 1	0- 0	0- 1	AWAY	0- 0	0- 0	2- 0				
1- 0	0- 0	0- 0	NEUTRAL	0- 0	0- 0	1- 0				
6- 1	0- 0	0- 0	CONFERENCE	0- 0	0- 1	6- 0				
4- 0	0- 0	0- 0	HOME	0- 0	0- 0	4- 0				
2- 1	0- 0	0- 0	AWAY	0- 0	0- 1	2- 0				
0- 0	0- 0	0- 0	NEUTRAL	0- 0	0- 0	0- 0				

RPI	S	Opponent	Score	RPI	S	Opponent	Score	RPI	S	Opponent	Score	RPI	S	Opponent	Score	Team's RPI: 141
26	A	Oklahoma	62 75	61	H	UCF	57 63	121	A	New Orleans	50 53	177	A	A&M-Corpus Christi	66 44	
								208	A	Tulsa	67 63	220	H	Central Ark.	102 41	
								254	H	Southeastern La.	77 51	282	N	UC Santa Barbara	67 56	
								288	A	Nevada	80 65	298	A	Houston Baptist	59 42	
								311	H	Alcorn	67 62	317	H	McNeese	82 51	
								332	H	Incarnate Word	67 45					
LAST 10 Division I																
332	H	Incarnate Word	67 45	317	H	McNeese	82 51									
220	H	Central Ark.	102 41	298	A	Houston Baptist	59 42									
177	A	A&M-Corpus Christi	66 44	288	A	Nevada	80 65									
121	A	New Orleans	50 53	282	N	UC Santa Barbara	67 56									
254	H	Southeastern La.	77 51	26	A	Oklahoma	62 75									

Non-Div I Games: LSU-Shreveport 75 32 Our Lady of the Lake 75 Cent. Christian (KS) 46

SFA

Loss, Non-Conf, S Site, H Home A Away N Neutral

RPI 1-25				RPI 26-50				RPI 51-100				RPI 101+				Team's RPI: 324	
RPI	S	Opponent	Score	RPI	S	Opponent	Score	RPI	S	Opponent	Score	RPI	S	Opponent	Score		
				47	A	Nebraska	49 63	66	H	Southern Ill.	67 103	142	H	Tennessee Tech	50 65		
								78	A	Illinois St.	53 74	147	A	Missouri	51 68		
								84	A	Belmont	48 69	162	N	North Ala.	67 85		
								96	H	Loyola Chicago	50 63	260	A	Eastern Ky.	46 49		
								99	H	Saint Louis	35 68	266	A	Morehead St.	69 75		
												306	H	Jacksonville St.	44 53		
												318	A	Georgia St.	73 74		
												326	H	Evansville	85 74		
												329	H	Purdue Fort Wayne	57 53		
												331	A	Tennessee St.	76 63		
LAST 10 Division I																	
				306	H	Jacksonville St.	44 53	84	A	Belmont	48 69						
				142	H	Tennessee Tech	50 65	318	A	Georgia St.	73 74						
				260	A	Eastern Ky.	46 49	162	N	North Ala.	67 85						
				266	A	Morehead St.	69 75	78	A	Illinois St.	53 74						
				331	A	Tennessee St.	76 63	96	H	Loyola Chicago	50 63						

SIUE

Page 244

SMU

Through Games Of Jan. 21, 2020

Average RPI Win:	234	WON-LOST	WINNING	LAST 10	STRENGTH OF	OPP. STRENGTH	TEAM	ADJ.	CONF.	ADJ CONF.
Average RPI Loss:	115	RECORD	PCT. RANK	GAMES	SCHEDULE	OF SCHEDULE	RPI	RPI	RPI	RPI
DIV. I ONLY	7- 10	218	4-6	125	145	211	211	9	9	
DIV. I NON-CONF.	6- 6	164	3-2	156	252	221	221	9	9	

TOTALS

RPI 1-25

RPI 26-50

W-L RECORDS

RPI 51-100

RPI 101-150

RPI 150+

7- 10	0- 2	0- 0	OVERALL	0- 1	1- 4	6- 3
5- 6	0- 2	0- 0	HOME	0- 0	1- 2	4- 2
1- 4	0- 0	0- 0	AWAY	0- 1	0- 2	1- 1
1- 0	0- 0	0- 0	NEUTRAL	0- 0	0- 0	1- 0
6- 6	0- 1	0- 0	NON-CONFERENCE	0- 0	1- 3	5- 2
5- 4	0- 1	0- 0	HOME	0- 0	1- 1	4- 2
0- 2	0- 0	0- 0	AWAY	0- 0	0- 2	0- 0
1- 0	0- 0	0- 0	NEUTRAL	0- 0	0- 0	1- 0
1- 4	0- 1	0- 0	CONFERENCE	0- 1	0- 1	1- 1
0- 2	0- 1	0- 0	HOME	0- 0	0- 1	0- 0
1- 2	0- 0	0- 0	AWAY	0- 1	0- 0	1- 1
0- 0	0- 0	0- 0	NEUTRAL	0- 0	0- 0	0- 0

RPI 1-25

RPI 26-50

RPI 51-100

RPI 101+

Team's RPI: 211

RPI	S	Opponent	Score	RPI	S	Opponent	Score	RPI	S	Opponent	Score
4	H	UConn	42 80					116	A	UT Arlington	46 51
24	H	TCU	56 57					117	A	Pacific	49 77
								125	H	Rice	55 43
								126	H	Tulane	66 67
								134	H	Wright St.	61 69
								165	A	Memphis	52 57
								192	H	North Dakota	66 51
								200	H	Northern Colo.	52 61
								205	H	UTEP	60 56
								209	H	George Mason	58 59
								256	N	CSUN	68 58
								265	H	UC Irvine	59 56
								279	A	East Carolina	55 47
								317	H	McNeese	81 60

LAST 10 Division I

165	A	Memphis	52 57	209	H	George Mason	58 59
126	H	Tulane	66 67	265	H	UC Irvine	59 56
57	A	Temple	62 85	116	A	UT Arlington	46 51
279	A	East Carolina	55 47	205	H	UTEP	60 56
4	H	UConn	42 80	192	H	North Dakota	66 51

Non-Div I Games:

SMU

Average RPI Win:	250	WON-LOST	WINNING	LAST 10	STRENGTH OF	OPP. STRENGTH	TEAM	ADJ.	CONF.	ADJ CONF.
Average RPI Loss:	214	RECORD	PCT. RANK	GAMES	SCHEDULE	OF SCHEDULE	RPI	RPI	RPI	RPI
DIV. I ONLY	2- 12	326	2-8	318	272	340	340	21	21	
DIV. I NON-CONF.	0- 7	338	0-3	329	288	350	350	17	17	
TOTALS	RPI 1-25	RPI 26-50	W-L RECORDS	RPI 51-100	RPI 101-150	RPI 150+				
2- 12	0- 0	0- 1	OVERALL	0- 0	0- 1	2- 10				
1- 4	0- 0	0- 1	HOME	0- 0	0- 1	1- 2				
1- 8	0- 0	0- 0	AWAY	0- 0	0- 0	1- 8				
0- 0	0- 0	0- 0	NEUTRAL	0- 0	0- 0	0- 0				
0- 7	0- 0	0- 1	NON-CONFERENCE	0- 0	0- 0	0- 6				
0- 1	0- 0	0- 1	HOME	0- 0	0- 0	0- 0				
0- 6	0- 0	0- 0	AWAY	0- 0	0- 0	0- 6				
0- 0	0- 0	0- 0	NEUTRAL	0- 0	0- 0	0- 0				
2- 5	0- 0	0- 0	CONFERENCE	0- 0	0- 1	2- 4				
1- 3	0- 0	0- 0	HOME	0- 0	0- 1	1- 2				
1- 2	0- 0	0- 0	AWAY	0- 0	0- 0	1- 2				
0- 0	0- 0	0- 0	NEUTRAL	0- 0	0- 0	0- 0				

RPI 1-25			RPI 26-50			RPI 51-100			RPI 101+			Team's RPI: 340
RPI	S	Opponent	Score	RPI	S	Opponent	Score	RPI	S	Opponent	Score	
				29	H	Ohio St.	74 104					
								109	H	Montana St.	48 85	
								155	A	San Jose St.	67 73	
								166	H	Montana	60 64	
								197	H	Southern Utah	87 82	
								200	H	Northern Colo.	63 73	
								210	A	Northern Ariz.	107 114	
								221	A	UC Davis	75 77	
								231	A	San Francisco	82 87	
								283	A	Idaho St.	62 80	
								288	A	Nevada	72 83	
								302	A	Weber St.	91 67	
								339	A	Cal Poly	43 62	
								342	A	Seattle U	84 88	
LAST 10 Division I												
				197	H	Southern Utah	87 82	166	H	Montana	60 64	
				200	H	Northern Colo.	63 73	109	H	Montana St.	48 85	
				302	A	Weber St.	91 67	29	H	Ohio St.	74 104	
				210	A	Northern Ariz.	107 114	231	A	San Francisco	82 87	
				283	A	Idaho St.	62 80	342	A	Seattle U	84 88	

Non-Div I Games: Cal Maritime 86 55 Pacific Union 94 35

Sacramento St.

Loss, Non-Conf, S Site, H Home A Away N Neutral

Average RPI Win: 281		WON-LOST	WINNING	LAST 10	STRENGTH OF	OPP. STRENGTH	TEAM	ADJ.	CONF.	ADJ CONF.
Average RPI Loss: 160		RECORD	PCT. RANK	GAMES	SCHEDULE	OF SCHEDULE	RPI	RPI	RPI	RPI
DIV. I ONLY		5- 11	268	3-7	255	226	271	271	29	29
DIV. I NON-CONF.		2- 8	295	0-4	196	169	295	295	30	30
TOTALS	RPI 1-25	RPI 26-50		W-L RECORDS		RPI 51-100	RPI 101-150	RPI 150+		
5- 11	0- 0	0- 2		OVERALL		0- 1	0- 3	5- 5		
3- 1	0- 0	0- 0		HOME		0- 0	0- 1	3- 0		
1- 9	0- 0	0- 1		AWAY		0- 1	0- 2	1- 5		
1- 1	0- 0	0- 1		NEUTRAL		0- 0	0- 0	1- 0		
2- 8	0- 0	0- 2		NON-CONFERENCE		0- 1	0- 2	2- 3		
1- 1	0- 0	0- 0		HOME		0- 0	0- 1	1- 0		
0- 6	0- 0	0- 1		AWAY		0- 1	0- 1	0- 3		
1- 1	0- 0	0- 1		NEUTRAL		0- 0	0- 0	1- 0		
3- 3	0- 0	0- 0		CONFERENCE		0- 0	0- 1	3- 2		
2- 0	0- 0	0- 0		HOME		0- 0	0- 0	2- 0		
1- 3	0- 0	0- 0		AWAY		0- 0	0- 1	1- 2		
0- 0	0- 0	0- 0		NEUTRAL		0- 0	0- 0	0- 0		

RPI 1-25				RPI 26-50				RPI 51-100				RPI 101+				Team's RPI: 271	
RPI	S	Opponent	Score	RPI	S	Opponent	Score	RPI	S	Opponent	Score	RPI	S	Opponent	Score		
				45	A	Yale	40 87	59	A	Seton Hall	69 95	101	A	Stony Brook	50 54		
				47	N	Nebraska	49 72					131	A	Robert Morris	43 73		
												133	H	Holy Cross	52 65		
												164	H	Merrimack	63 60		
												184	A	Saint Joseph's	44 71		
												190	A	Penn St.	65 88		
												226	A	Saint Francis (PA)	58 60		
												270	A	Wagner	79 65		
												308	A	Siena	57 68		
												312	N	Detroit Mercy	66 60		
												315	H	Hofstra	71 44		
												336	A	Fairleigh Dickinson	60 65		
												345	H	Central Conn. St.	66 58		
LAST 10 Division I																	
				131	A	Robert Morris	43 73	164	H	Merrimack	63 60						
				226	A	Saint Francis (PA)	58 60	190	A	Penn St.	65 88						
				336	A	Fairleigh Dickinson	60 65	45	A	Yale	40 87						
				345	H	Central Conn. St.	66 58	133	H	Holy Cross	52 65						
				270	A	Wagner	79 65	184	A	Saint Joseph's	44 71						

Non-Div I Games:	Bridgeport	77	63
------------------	------------	----	----

Sacred Heart

■ Loss, ■ Non-Conf, S Site, H Home A Away N Neutral

## Saint Francis (PA)

Through Games Of Jan. 21, 2020

Average RPI Win:	285	WON-LOST	WINNING	LAST 10	STRENGTH OF	OPP. STRENGTH	TEAM	ADJ.	CONF.	ADJ CONF.
Average RPI Loss:	126	RECORD	PCT. RANK	GAMES	SCHEDULE	OF SCHEDULE	RPI	RPI	RPI	RPI
DIV. I ONLY	7- 11	231	5-5	209	218	226	226	29	29	
DIV. I NON-CONF.	2- 9	304	0-3	50	118	201	201	30	30	
TOTALS	RPI 1-25	RPI 26-50	W-L RECORDS	RPI 51-100	RPI 101-150	RPI 150+				
7- 11	0- 0	0- 3	OVERALL	0- 1	0- 3	7- 4				
3- 4	0- 0	0- 0	HOME	0- 1	0- 1	3- 2				
3- 6	0- 0	0- 2	AWAY	0- 0	0- 2	3- 2				
1- 1	0- 0	0- 1	NEUTRAL	0- 0	0- 0	1- 0				
2- 9	0- 0	0- 3	NON-CONFERENCE	0- 1	0- 3	2- 2				
0- 3	0- 0	0- 0	HOME	0- 1	0- 1	0- 1				
1- 5	0- 0	0- 2	AWAY	0- 0	0- 2	1- 1				
1- 1	0- 0	0- 1	NEUTRAL	0- 0	0- 0	1- 0				
5- 2	0- 0	0- 0	CONFERENCE	0- 0	0- 0	5- 2				
3- 1	0- 0	0- 0	HOME	0- 0	0- 0	3- 1				
2- 1	0- 0	0- 0	AWAY	0- 0	0- 0	2- 1				
0- 0	0- 0	0- 0	NEUTRAL	0- 0	0- 0	0- 0				

RPI 1-25				RPI 26-50				RPI 51-100				RPI 101+				Team's RPI: 226	
RPI	S	Opponent	Score	RPI	S	Opponent	Score	RPI	S	Opponent	Score	RPI	S	Opponent	Score		
				28	A	West Virginia	45 74	58	H	Bucknell	46 70	102	A	South Fla.	23 62		
				30	A	Virginia Tech	41 105					105	A	Duquesne	69 72		
				31	N	FGCU	64 97					108	H	Liberty	52 71		
												161	H	Youngstown St.	46 56		
												164	H	Merrimack	56 71		
												229	N	Stetson	78 73		
												255	A	Vermont	73 69		
												266	A	Morehead St.	54 65		
												270	H	Wagner	51 50		
												271	H	Sacred Heart	60 58		
												305	H	St. Francis Brooklyn	82 72		
												319	A	Bryant	63 60		
												336	A	Fairleigh Dickinson	47 56		
												345	A	Central Conn. St.	64 52		
LAST 10 Division I																	
				164	H	Merrimack	56 71	345	A	Central Conn. St.	64 52						
				271	H	Sacred Heart	60 58	319	A	Bryant	63 60						
				270	H	Wagner	51 50	58	H	Bucknell	46 70						
				305	H	St. Francis Brooklyn	82 72	108	H	Liberty	52 71						
				336	A	Fairleigh Dickinson	47 56	105	A	Duquesne	69 72						

Non-Div I Games:

Saint Francis (PA)

■ Loss, 
 ■ Non-Conf, 
 ■ S Site, 
 ■ H Home 
 ■ A Away 
 N Neutral



## Saint Joseph's

Through Games Of Jan. 21, 2020

Average RPI Win:	175	WON-LOST	WINNING	LAST 10	STRENGTH OF	OPP. STRENGTH	TEAM	ADJ.	CONF.	ADJ CONF.
Average RPI Loss:	116	RECORD	PCT. RANK	GAMES	SCHEDULE	OF SCHEDULE	RPI	RPI	RPI	RPI
DIV. I ONLY	7- 10	218	4-6	71	151	184	184	12	12	
DIV. I NON-CONF.	6- 6	164	3-2	89	170	149	149	12	12	
TOTALS	RPI 1-25	RPI 26-50	W-L RECORDS	RPI 51-100	RPI 101-150	RPI 150+				
7- 10	0- 0	0- 0	OVERALL	1- 3	2- 7	4- 0				
5- 4	0- 0	0- 0	HOME	1- 1	1- 3	3- 0				
1- 4	0- 0	0- 0	AWAY	0- 1	0- 3	1- 0				
1- 2	0- 0	0- 0	NEUTRAL	0- 1	1- 1	0- 0				
6- 6	0- 0	0- 0	NON-CONFERENCE	1- 3	1- 3	4- 0				
4- 2	0- 0	0- 0	HOME	1- 1	0- 1	3- 0				
1- 2	0- 0	0- 0	AWAY	0- 1	0- 1	1- 0				
1- 2	0- 0	0- 0	NEUTRAL	0- 1	1- 1	0- 0				
1- 4	0- 0	0- 0	CONFERENCE	0- 0	1- 4	0- 0				
1- 2	0- 0	0- 0	HOME	0- 0	1- 2	0- 0				
0- 2	0- 0	0- 0	AWAY	0- 0	0- 2	0- 0				
0- 0	0- 0	0- 0	NEUTRAL	0- 0	0- 0	0- 0				

RPI 1-25			RPI 26-50			RPI 51-100			RPI 101+			Team's RPI: 184
RPI	S	Opponent	Score	RPI	S	Opponent	Score	RPI	S	Opponent	Score	
						57 H Temple	67 63	105 H Duquesne		51 58		
						59 N Seton Hall	39 55	118 A Massachusetts		43 61		
						89 A Villanova	44 60	120 H Penn		45 55		
						90 H Drexel	52 62	130 H Richmond		67 56		
								138 A VCU		40 47		
								145 H Rhode Island		47 49		
								146 N Harvard		63 39		
								148 N Furman		48 63		
								149 A Auburn		62 66		
								153 A Columbia		71 57		
								193 H American		72 51		
								271 H Sacred Heart		71 44		
								274 H Navy		49 40		
LAST 10 Division I												
105 H Duquesne		51 58	274 H Navy		49 40							
145 H Rhode Island		47 49	148 N Furman		48 63							
118 A Massachusetts		43 61	146 N Harvard		63 39							
138 A VCU		40 47	89 A Villanova		44 60							
130 H Richmond		67 56	271 H Sacred Heart		71 44							

Non-Div I Games:

Saint Joseph's

  Loss, 
  Non-Conf, 
  S Site, 
H Home 
A Away 
N Neutral

## Saint Louis

Through Games Of Jan. 21, 2020

Average RPI Win:	183	WON-LOST	WINNING	LAST 10	STRENGTH OF	OPP. STRENGTH	TEAM	ADJ.	CONF.	ADJ CONF.
Average RPI Loss:	86	RECORD	PCT. RANK	GAMES	SCHEDULE	OF SCHEDULE	RPI	RPI	RPI	RPI
DIV. I ONLY	10- 8	149	4-6	82	107	99	99	12	12	
DIV. I NON-CONF.	8- 5	117	2-3	61	117	63	63	12	12	
TOTALS	RPI 1-25	RPI 26-50	W-L RECORDS	RPI 51-100	RPI 101-150	RPI 150+				
10- 8	0- 1	0- 0	OVERALL	3- 5	1- 2	6- 0				
5- 4	0- 1	0- 0	HOME	3- 2	0- 1	2- 0				
5- 4	0- 0	0- 0	AWAY	0- 3	1- 1	4- 0				
0- 0	0- 0	0- 0	NEUTRAL	0- 0	0- 0	0- 0				
8- 5	0- 1	0- 0	NON-CONFERENCE	3- 3	1- 1	4- 0				
4- 2	0- 1	0- 0	HOME	3- 1	0- 0	1- 0				
4- 3	0- 0	0- 0	AWAY	0- 2	1- 1	3- 0				
0- 0	0- 0	0- 0	NEUTRAL	0- 0	0- 0	0- 0				
2- 3	0- 0	0- 0	CONFERENCE	0- 2	0- 1	2- 0				
1- 2	0- 0	0- 0	HOME	0- 1	0- 1	1- 0				
1- 1	0- 0	0- 0	AWAY	0- 1	0- 0	1- 0				
0- 0	0- 0	0- 0	NEUTRAL	0- 0	0- 0	0- 0				

RPI 1-25				RPI 26-50				RPI 51-100 Team's RPI: 99				RPI 101+			
RPI	S	Opponent	Score	RPI	S	Opponent	Score	RPI	S	Opponent	Score	RPI	S	Opponent	Score
21	H	Princeton	50 66					63	A	Vanderbilt	50 62	123	A	Cincinnati	60 50
								66	A	Southern Ill.	53 61	138	H	VCU	52 65
								68	H	UT Martin	56 50	147	A	Missouri	58 83
								70	H	Kansas	60 68	171	H	Southeast Mo. St.	76 61
								78	H	Illinois St.	61 56	202	A	La Salle	77 61
								88	H	Davidson	58 65	224	A	Northern Ky.	67 42
								91	A	Dayton	47 48	269	A	Indiana St.	55 53
								92	H	Colgate	61 51	281	H	St. Bonaventure	72 51
												324	A	SIUE	68 35
LAST 10 Division I															
				91	A	Dayton	47 48	269	A	Indiana St.	55 53				
				281	H	St. Bonaventure	72 51	70	H	Kansas	60 68				
				138	H	VCU	52 65	21	H	Princeton	50 66				
				202	A	La Salle	77 61	78	H	Illinois St.	61 56				
				88	H	Davidson	58 65	147	A	Missouri	58 83				

Non-Div I Games:

Saint Louis

■ Loss, 
 ■ Non-Conf, 
 ■ S Site, 
 ■ H Home 
 ■ A Away 
 N Neutral

## Saint Mary's (CA)

Through Games Of Jan. 21, 2020

Average RPI Win:	231	WON-LOST	WINNING	LAST 10	STRENGTH OF	OPP. STRENGTH	TEAM	ADJ.	CONF.	ADJ CONF.
Average RPI Loss:	105	RECORD	PCT. RANK	GAMES	SCHEDULE	OF SCHEDULE	RPI	RPI	RPI	RPI
DIV. I ONLY	9- 10	190	5-5	130	113	169	169	11	11	
DIV. I NON-CONF.	5- 6	187	1-1	142	144	188	188	11	11	
TOTALS	RPI 1-25	RPI 26-50	W-L RECORDS	RPI 51-100	RPI 101-150	RPI 150+				
9- 10	0- 2	1- 1	OVERALL	0- 3	0- 1	8- 3				
6- 4	0- 1	1- 1	HOME	0- 1	0- 0	5- 1				
2- 6	0- 1	0- 0	AWAY	0- 2	0- 1	2- 2				
1- 0	0- 0	0- 0	NEUTRAL	0- 0	0- 0	1- 0				
5- 6	0- 1	1- 1	NON-CONFERENCE	0- 2	0- 0	4- 2				
4- 2	0- 1	1- 1	HOME	0- 0	0- 0	3- 0				
0- 4	0- 0	0- 0	AWAY	0- 2	0- 0	0- 2				
1- 0	0- 0	0- 0	NEUTRAL	0- 0	0- 0	1- 0				
4- 4	0- 1	0- 0	CONFERENCE	0- 1	0- 1	4- 1				
2- 2	0- 0	0- 0	HOME	0- 1	0- 0	2- 1				
2- 2	0- 1	0- 0	AWAY	0- 0	0- 1	2- 0				
0- 0	0- 0	0- 0	NEUTRAL	0- 0	0- 0	0- 0				

RPI 1-25				RPI 26-50				RPI 51-100				RPI 101+ Team's RPI: 169			
RPI	S	Opponent	Score	RPI	S	Opponent	Score	RPI	S	Opponent	Score	RPI	S	Opponent	Score
9	A	Gonzaga	49 74	33	H	Western Ky.	80 73	61	A	UCF	58 67	127	A	Portland	65 78
15	H	NC State	70 87	39	H	Marquette	63 77	69	H	BYU	55 65	156	H	San Diego	54 72
								70	A	Kansas	81 86	168	A	Santa Clara	95 87
												217	A	Wyoming	67 69
												221	H	UC Davis	83 74
												231	A	San Francisco	86 79
												258	H	LMU (CA)	86 70
												262	H	Pepperdine	85 78
												281	N	St. Bonaventure	72 57
												282	H	UC Santa Barbara	64 43
												288	A	Nevada	72 78
												339	H	Cal Poly	84 67
LAST 10 Division I															
69	H	BYU	55 65	262	H	Pepperdine	85 78								
156	H	San Diego	54 72	168	A	Santa Clara	95 87								
127	A	Portland	65 78	231	A	San Francisco	86 79								
9	A	Gonzaga	49 74	281	N	St. Bonaventure	72 57								
258	H	LMU (CA)	86 70	61	A	UCF	58 67								

Non-Div I Games:

Saint Mary's (CA)

■ Loss, 
 ■ Non-Conf, 
 ■ S Site, 
 ■ H Home 
 ■ A Away 
 N Neutral

## Saint Peter's

Through Games Of Jan. 21, 2020

Average RPI Win:	317	WON-LOST	WINNING	LAST 10	STRENGTH OF	OPP. STRENGTH	TEAM	ADJ.	CONF.	ADJ CONF.
Average RPI Loss:	232	RECORD	PCT. RANK	GAMES	SCHEDULE	OF SCHEDULE	RPI	RPI	RPI	RPI
DIV. I ONLY	4- 11	284	1-9	345	329	338	338	24	24	
DIV. I NON-CONF.	3- 6	235	0-4	349	342	336	336	25	25	
TOTALS	RPI 1-25	RPI 26-50	W-L RECORDS	RPI 51-100	RPI 101-150	RPI 150+				
4- 11	0- 0	0- 0	OVERALL	0- 2	0- 0	4- 9				
2- 4	0- 0	0- 0	HOME	0- 1	0- 0	2- 3				
2- 7	0- 0	0- 0	AWAY	0- 1	0- 0	2- 6				
0- 0	0- 0	0- 0	NEUTRAL	0- 0	0- 0	0- 0				
3- 6	0- 0	0- 0	NON-CONFERENCE	0- 1	0- 0	3- 5				
1- 2	0- 0	0- 0	HOME	0- 1	0- 0	1- 1				
2- 4	0- 0	0- 0	AWAY	0- 0	0- 0	2- 4				
0- 0	0- 0	0- 0	NEUTRAL	0- 0	0- 0	0- 0				
1- 5	0- 0	0- 0	CONFERENCE	0- 1	0- 0	1- 4				
1- 2	0- 0	0- 0	HOME	0- 0	0- 0	1- 2				
0- 3	0- 0	0- 0	AWAY	0- 1	0- 0	0- 2				
0- 0	0- 0	0- 0	NEUTRAL	0- 0	0- 0	0- 0				

RPI 1-25				RPI 26-50				RPI 51-100				RPI 101+				Team's RPI: 338	
RPI	S	Opponent	Score	RPI	S	Opponent	Score	RPI	S	Opponent	Score	RPI	S	Opponent	Score		
								77	A	Marist	76	96	207	A	Iona	59	69
								100	H	Lehigh	71	80	213	H	Manhattan	52	85
												232	A	Howard	80	92	
												244	A	Fairfield	48	67	
												261	A	Delaware St.	66	89	
												267	H	Morgan St.	78	77	
												270	A	Wagner	89	90	
												286	H	Monmouth	67	81	
												308	H	Siena	87	83	
												328	A	NJIT	73	76	
												336	H	Fairleigh Dickinson	71	77	
												343	A	Coppin St.	82	57	
												348	A	LIU Brooklyn	89	74	
LAST 10 Division I																	
				207	A	Iona	59	69	77	A	Marist	76	96				
				286	H	Monmouth	67	81	100	H	Lehigh	71	80				
				244	A	Fairfield	48	67	336	H	Fairleigh Dickinson	71	77				
				213	H	Manhattan	52	85	261	A	Delaware St.	66	89				
				308	H	Siena	87	83	328	A	NJIT	73	76				

Non-Div I Games:

Saint Peter's

■ Loss, 
 ■ Non-Conf, 
 ■ S Site, 
 ■ H Home 
 ■ A Away 
 N Neutral

Average RPI Win:	247	WON-LOST	WINNING	LAST 10	STRENGTH OF	OPP. STRENGTH	TEAM	ADJ.	CONF.	ADJ CONF.
Average RPI Loss:	181	RECORD	PCT. RANK	GAMES	SCHEDULE	OF SCHEDULE	RPI	RPI	RPI	RPI
DIV. I ONLY	10- 4	64	9-1	335	181	150	150	25	25	
DIV. I NON-CONF.	2- 4	235	1-1	221	176	206	206	22	22	
TOTALS	RPI 1-25	RPI 26-50	W-L RECORDS	RPI 51-100	RPI 101-150	RPI 150+				
10- 4	0- 0	0- 1	OVERALL	0- 0	2- 0	8- 3				
4- 0	0- 0	0- 0	HOME	0- 0	1- 0	3- 0				
6- 4	0- 0	0- 1	AWAY	0- 0	1- 0	5- 3				
0- 0	0- 0	0- 0	NEUTRAL	0- 0	0- 0	0- 0				
2- 4	0- 0	0- 1	NON-CONFERENCE	0- 0	1- 0	1- 3				
1- 0	0- 0	0- 0	HOME	0- 0	1- 0	0- 0				
1- 4	0- 0	0- 1	AWAY	0- 0	0- 0	1- 3				
0- 0	0- 0	0- 0	NEUTRAL	0- 0	0- 0	0- 0				
8- 0	0- 0	0- 0	CONFERENCE	0- 0	1- 0	7- 0				
3- 0	0- 0	0- 0	HOME	0- 0	0- 0	3- 0				
5- 0	0- 0	0- 0	AWAY	0- 0	1- 0	4- 0				
0- 0	0- 0	0- 0	NEUTRAL	0- 0	0- 0	0- 0				

RPI S	Opponent	Score	RPI S	Opponent	Score	RPI S	Opponent	Score	RPI S	Opponent	Score	Team's RPI: 150
26	A Oklahoma	71 95							121	A New Orleans	78 46	
									124	H Louisiana	77 73	
									181	A Texas Tech	57 99	
									195	H Lamar University	68 47	
									220	A Central Ark.	72 54	
									243	A Oral Roberts	41 64	
									254	A Southeastern La.	84 69	
									272	A Ole Miss	69 75	
									292	A UTSA	81 77	
									298	A Houston Baptist	97 69	
									303	H Nicholls St.	87 71	
									317	H McNeese	92 59	
									344	A Northwestern St.	79 69	
LAST 10 Division I												
298	A Houston Baptist	97 69	317	H McNeese	92 59							
195	H Lamar University	68 47	121	A New Orleans	78 46							
220	A Central Ark.	72 54	344	A Northwestern St.	79 69							
254	A Southeastern La.	84 69	26	A Oklahoma	71 95							
303	H Nicholls St.	87 71	292	A UTSA	81 77							

Non-Div I Games: Jarvis Christian 114 46 Howard Payne 91 49 Wiley 102 52

Sam Houston St.

Average RPI Win:	269	WON-LOST	WINNING	LAST 10	STRENGTH OF	OPP. STRENGTH	TEAM	ADJ.	CONF.	ADJ CONF.
Average RPI Loss:	103	RECORD	PCT. RANK	GAMES	SCHEDULE	OF SCHEDULE	RPI	RPI	RPI	RPI
DIV. I ONLY	6- 11	255	5-5	91	238	163	163	23	23	
DIV. I NON-CONF.	4- 10	259	3-4	60	220	152	152	20	20	
TOTALS	RPI 1-25	RPI 26-50	W-L RECORDS	RPI 51-100	RPI 101-150	RPI 150+				
6- 11	0- 2	0- 1	OVERALL	0- 2	0- 4	6- 2				
1- 3	0- 0	0- 1	HOME	0- 1	0- 1	1- 0				
4- 8	0- 2	0- 0	AWAY	0- 1	0- 3	4- 2				
1- 0	0- 0	0- 0	NEUTRAL	0- 0	0- 0	1- 0				
4- 10	0- 2	0- 1	NON-CONFERENCE	0- 2	0- 3	4- 2				
0- 3	0- 0	0- 1	HOME	0- 1	0- 1	0- 0				
3- 7	0- 2	0- 0	AWAY	0- 1	0- 2	3- 2				
1- 0	0- 0	0- 0	NEUTRAL	0- 0	0- 0	1- 0				
2- 1	0- 0	0- 0	CONFERENCE	0- 0	0- 1	2- 0				
1- 0	0- 0	0- 0	HOME	0- 0	0- 0	1- 0				
1- 1	0- 0	0- 0	AWAY	0- 0	0- 1	1- 0				
0- 0	0- 0	0- 0	NEUTRAL	0- 0	0- 0	0- 0				

RPI 1-25				RPI 26-50				RPI 51-100				RPI 101+ Team's RPI: 163			
RPI	S	Opponent	Score	RPI	S	Opponent	Score	RPI	S	Opponent	Score	RPI	S	Opponent	Score
19	A	Florida St.	59 88	33	H	Western Ky.	84 88	68	A	UT Martin	75 80	114	A	Fordham	37 68
20	A	Kentucky	49 79					71	H	Troy	65 74	139	A	Florida	48 84
												142	H	Tennessee Tech	57 72
												148	A	Furman	69 77
												157	A	UAB	69 76
												162	A	North Ala.	79 63
												206	A	Murray St.	84 56
												227	A	Kennesaw St.	55 60
												296	A	Wofford	74 58
												314	A	Alabama St.	83 48
												315	N	Hofstra	65 45
												323	H	Mercer	72 64
LAST 10 Division I															
323	H	Mercer	72 64	206	A	Murray St.	84 56								
148	A	Furman	69 77	33	H	Western Ky.	84 88								
296	A	Wofford	74 58	20	A	Kentucky	49 79								
315	N	Hofstra	65 45	157	A	UAB	69 76								
114	A	Fordham	37 68	314	A	Alabama St.	83 48								

Non-Div I Games: Montevallo 81 60

Samford

■ Loss, 
 ■ Non-Conf, 
 ■ S Site, 
 ■ H Home 
 ■ A Away 
 N Neutral

San Diego

Through Games Of Jan. 21, 2020

Average RPI Win:	219	WON-LOST	WINNING	LAST 10	STRENGTH OF	OPP. STRENGTH	TEAM	ADJ.	CONF.	ADJ CONF.
Average RPI Loss:	140	RECORD	PCT. RANK	GAMES	SCHEDULE	OF SCHEDULE	RPI	RPI	RPI	RPI
DIV. I ONLY	9- 8	161	6-4	121	234	156	156	11	11	
DIV. I NON-CONF.	5- 5	164	2-1	182	327	224	224	11	11	
TOTALS	RPI 1-25	RPI 26-50	W-L RECORDS	RPI 51-100	RPI 101-150	RPI 150+				
9- 8	0- 1	0- 0	OVERALL	0- 1	2- 2	7- 4				
4- 5	0- 1	0- 0	HOME	0- 0	1- 2	3- 2				
5- 3	0- 0	0- 0	AWAY	0- 1	1- 0	4- 2				
0- 0	0- 0	0- 0	NEUTRAL	0- 0	0- 0	0- 0				
5- 5	0- 0	0- 0	NON-CONFERENCE	0- 0	0- 2	5- 3				
3- 4	0- 0	0- 0	HOME	0- 0	0- 2	3- 2				
2- 1	0- 0	0- 0	AWAY	0- 0	0- 0	2- 1				
0- 0	0- 0	0- 0	NEUTRAL	0- 0	0- 0	0- 0				
4- 3	0- 1	0- 0	CONFERENCE	0- 1	2- 0	2- 1				
1- 1	0- 1	0- 0	HOME	0- 0	1- 0	0- 0				
3- 2	0- 0	0- 0	AWAY	0- 1	1- 0	2- 1				
0- 0	0- 0	0- 0	NEUTRAL	0- 0	0- 0	0- 0				

RPI	S	Opponent	Score	RPI	S	Opponent	Score	RPI	S	Opponent	Score	RPI	S	Opponent	Score	Team's RPI: 156
9	H	Gonzaga	42 57					69	A	BYU	36 52	103	H	Washington	47 65	
												117	A	Pacific	66 64	
												119	H	Idaho	32 65	
												127	H	Portland	74 55	
												155	A	San Jose St.	82 88	
												169	A	Saint Mary's (CA)	72 54	
												176	H	Towson	81 67	
												181	H	Texas Tech	60 64	
												222	H	Cal St. Fullerton	67 72	
												256	H	CSUN	59 40	
												258	A	LMU (CA)	67 59	
												262	A	Pepperdine	57 73	
												273	A	San Diego St.	70 47	
												286	H	Monmouth	57 49	
												309	A	Air Force	70 59	
LAST 10 Division I																
117	A	Pacific	66 64	258	A	LMU (CA)	67 59									
169	A	Saint Mary's (CA)	72 54	262	A	Pepperdine	57 73									
69	A	BYU	36 52	256	H	CSUN	59 40									
9	H	Gonzaga	42 57	103	H	Washington	47 65									
127	H	Portland	74 55	273	A	San Diego St.	70 47									

Non-Div I Games: Biola 81 28

San Diego

Loss, Non-Conf, S Site, H Home A Away N Neutral

Average RPI Win:	256	WON-LOST	WINNING	LAST 10	STRENGTH OF	OPP. STRENGTH	TEAM	ADJ.	CONF.	ADJ CONF.
Average RPI Loss:	185	RECORD	PCT. RANK	GAMES	SCHEDULE	OF SCHEDULE	RPI	RPI	RPI	RPI
DIV. I ONLY	7- 12	250	4-6	226	300	273	273	17	17	
DIV. I NON-CONF.	4- 7	225	2-2	295	310	307	307	24	24	
TOTALS	RPI 1-25	RPI 26-50	W-L RECORDS	RPI 51-100	RPI 101-150	RPI 150+				
7- 12	0- 0	0- 0	OVERALL	0- 4	0- 0	7- 8				
5- 6	0- 0	0- 0	HOME	0- 2	0- 0	5- 4				
2- 6	0- 0	0- 0	AWAY	0- 2	0- 0	2- 4				
0- 0	0- 0	0- 0	NEUTRAL	0- 0	0- 0	0- 0				
4- 7	0- 0	0- 0	NON-CONFERENCE	0- 1	0- 0	4- 6				
2- 5	0- 0	0- 0	HOME	0- 1	0- 0	2- 4				
2- 2	0- 0	0- 0	AWAY	0- 0	0- 0	2- 2				
0- 0	0- 0	0- 0	NEUTRAL	0- 0	0- 0	0- 0				
3- 5	0- 0	0- 0	CONFERENCE	0- 3	0- 0	3- 2				
3- 1	0- 0	0- 0	HOME	0- 1	0- 0	3- 0				
0- 4	0- 0	0- 0	AWAY	0- 2	0- 0	0- 2				
0- 0	0- 0	0- 0	NEUTRAL	0- 0	0- 0	0- 0				

RPI 1-25				RPI 26-50				RPI 51-100				RPI 101+				Team's RPI: 273	
RPI	S	Opponent	Score	RPI	S	Opponent	Score	RPI	S	Opponent	Score	RPI	S	Opponent	Score		
								94	A	Fresno St.	54	79	155	A	San Jose St.	67	84
								94	H	Fresno St.	60	65	156	H	San Diego	47	70
								97	A	Boise St.	72	86	176	H	Towson	80	72
								98	H	California	48	74	186	A	Hawaii	58	61
													217	H	Wyoming	67	60
													222	H	Cal St. Fullerton	55	45
													234	H	Arkansas St.	62	71
													256	H	CSUN	69	74
													257	H	Colorado St.	59	49
													275	H	Alabama A&M	53	61
													282	A	UC Santa Barbara	52	64
													287	H	Utah St.	66	62
													288	A	Nevada	69	70
													301	A	California Baptist	80	68
													332	A	Incarnate Word	57	48
LAST 10 Division I																	
				288	A	Nevada	69	70	94	A	Fresno St.	54	79				
				94	H	Fresno St.	60	65	256	H	CSUN	69	74				
				97	A	Boise St.	72	86	332	A	Incarnate Word	57	48				
				217	H	Wyoming	67	60	301	A	California Baptist	80	68				
				287	H	Utah St.	66	62	156	H	San Diego	47	70				

Non-Div I Games: Westcliff 77 56

San Diego St.

■ Loss, 
 ■ Non-Conf, 
 ■ S Site, 
 ■ H Home 
 ■ A Away 
 N Neutral



## San Francisco

Through Games Of Jan. 21, 2020

Average RPI Win:	236	WON-LOST	WINNING	LAST 10	STRENGTH OF	OPP. STRENGTH	TEAM	ADJ.	CONF.	ADJ CONF.
Average RPI Loss:	131	RECORD	PCT. RANK	GAMES	SCHEDULE	OF SCHEDULE	RPI	RPI	RPI	RPI
DIV. I ONLY	7- 12	250	2-8	144	155	231	231	11	11	
DIV. I NON-CONF.	7- 5	130	2-1	152	206	135	135	11	11	
TOTALS	RPI 1-25	RPI 26-50	W-L RECORDS	RPI 51-100	RPI 101-150	RPI 150+				
7- 12	0- 3	0- 0	OVERALL	0- 0	0- 4	7- 5				
3- 7	0- 2	0- 0	HOME	0- 0	0- 3	3- 2				
1- 4	0- 0	0- 0	AWAY	0- 0	0- 1	1- 3				
3- 1	0- 1	0- 0	NEUTRAL	0- 0	0- 0	3- 0				
7- 5	0- 2	0- 0	NON-CONFERENCE	0- 0	0- 2	7- 1				
3- 2	0- 1	0- 0	HOME	0- 0	0- 1	3- 0				
1- 2	0- 0	0- 0	AWAY	0- 0	0- 1	1- 1				
3- 1	0- 1	0- 0	NEUTRAL	0- 0	0- 0	3- 0				
0- 7	0- 1	0- 0	CONFERENCE	0- 0	0- 2	0- 4				
0- 5	0- 1	0- 0	HOME	0- 0	0- 2	0- 2				
0- 2	0- 0	0- 0	AWAY	0- 0	0- 0	0- 2				
0- 0	0- 0	0- 0	NEUTRAL	0- 0	0- 0	0- 0				

RPI 1-25				RPI 26-50				RPI 51-100				RPI 101+ Team's RPI: 231			
RPI	S	Opponent	Score	RPI	S	Opponent	Score	RPI	S	Opponent	Score	RPI	S	Opponent	Score
5	H	Stanford	71 97									103	A	Washington	54 73
9	H	Gonzaga	46 69									117	H	Pacific	61 84
14	N	Mississippi St.	38 73									119	H	Idaho	60 66
												127	H	Portland	66 73
												158	N	Houston	80 57
												168	H	Santa Clara	72 80
												169	H	Saint Mary's (CA)	79 86
												200	A	Northern Colo.	90 83
												214	N	Bowling Green	64 56
												221	A	UC Davis	67 79
												222	H	Cal St. Fullerton	71 63
												256	H	CSUN	79 61
												258	A	LMU (CA)	69 76
												262	A	Pepperdine	70 82
												265	N	UC Irvine	68 61
												340	H	Sacramento St.	87 82
LAST 10 Division I															
9	H	Gonzaga	46 69	117	H	Pacific	61 84								
127	H	Portland	66 73	169	H	Saint Mary's (CA)	79 86								
262	A	Pepperdine	70 82	265	N	UC Irvine	68 61								
258	A	LMU (CA)	69 76	103	A	Washington	54 73								
168	H	Santa Clara	72 80	340	H	Sacramento St.	87 82								

Non-Div I Games:

San Francisco

■ Loss, 
■ Non-Conf, 
■ S Site, 
■ H Home 
■ A Away 
N Neutral

San Jose St.

Through Games Of Jan. 21, 2020

Average RPI Win:	239	WON-LOST	WINNING	LAST 10	STRENGTH OF	OPP. STRENGTH	TEAM	ADJ.	CONF.	ADJ CONF.
Average RPI Loss:	158	RECORD	PCT. RANK	GAMES	SCHEDULE	OF SCHEDULE	RPI	RPI	RPI	RPI
DIV. I ONLY	11- 6	88	6-4	266	204	155	155	17	17	
DIV. I NON-CONF.	5- 5	164	0-3	305	174	240	240	24	24	
TOTALS	RPI 1-25	RPI 26-50	W-L RECORDS	RPI 51-100	RPI 101-150	RPI 150+				
11- 6	0- 0	0- 0	OVERALL	1- 2	0- 1	10- 3				
6- 1	0- 0	0- 0	HOME	1- 1	0- 0	5- 0				
5- 3	0- 0	0- 0	AWAY	0- 0	0- 1	5- 2				
0- 2	0- 0	0- 0	NEUTRAL	0- 1	0- 0	0- 1				
5- 5	0- 0	0- 0	NON-CONFERENCE	1- 1	0- 1	4- 3				
4- 0	0- 0	0- 0	HOME	1- 0	0- 0	3- 0				
1- 3	0- 0	0- 0	AWAY	0- 0	0- 1	1- 2				
0- 2	0- 0	0- 0	NEUTRAL	0- 1	0- 0	0- 1				
6- 1	0- 0	0- 0	CONFERENCE	0- 1	0- 0	6- 0				
2- 1	0- 0	0- 0	HOME	0- 1	0- 0	2- 0				
4- 0	0- 0	0- 0	AWAY	0- 0	0- 0	4- 0				
0- 0	0- 0	0- 0	NEUTRAL	0- 0	0- 0	0- 0				

RPI 1-25				RPI 26-50				RPI 51-100				RPI 101+				Team's RPI: 155	
RPI	S	Opponent	Score	RPI	S	Opponent	Score	RPI	S	Opponent	Score	RPI	S	Opponent	Score		
								69	N	BYU	56	75	144	A	CSU Bakersfield	71	75
								79	H	Buffalo	95	88	156	H	San Diego	88	82
								94	H	Fresno St.	76	85	168	A	Santa Clara	81	89
													180	A	New Mexico	81	80
													194	H	UNLV	62	60
													210	N	Northern Ariz.	64	67
													257	A	Colorado St.	58	53
													265	A	UC Irvine	77	79
													273	H	San Diego St.	84	67
													282	A	UC Santa Barbara	73	70
													287	A	Utah St.	76	61
													288	A	Nevada	72	70
													289	H	Eastern Wash.	84	66
													340	H	Sacramento St.	73	67
LAST 10 Division I																	
				194	H	UNLV	62	60	210	N	Northern Ariz.	64	67				
				257	A	Colorado St.	58	53	69	N	BYU	56	75				
				288	A	Nevada	72	70	273	H	San Diego St.	84	67				
				94	H	Fresno St.	76	85	287	A	Utah St.	76	61				
				180	A	New Mexico	81	80	144	A	CSU Bakersfield	71	75				

Non-Div I Games: La Verne 128 62

San Jose St.

Loss, Non-Conf, S Site, H Home A Away N Neutral

Santa Clara

Through Games Of Jan. 21, 2020

Average RPI Win:	177	WON-LOST	WINNING	LAST 10	STRENGTH OF	OPP. STRENGTH	TEAM	ADJ.	CONF.	ADJ CONF.
Average RPI Loss:	151	RECORD	PCT. RANK	GAMES	SCHEDULE	OF SCHEDULE	RPI	RPI	RPI	RPI
DIV. I ONLY	7- 10	218	4-6	97	143	168	168	11	11	
DIV. I NON-CONF.	5- 5	164	2-1	81	158	107	107	11	11	
TOTALS	RPI 1-25	RPI 26-50	W-L RECORDS	RPI 51-100	RPI 101-150	RPI 150+				
7- 10	0- 2	0- 1	OVERALL	1- 1	1- 1	5- 5				
3- 4	0- 1	0- 0	HOME	1- 0	1- 1	1- 2				
3- 5	0- 1	0- 1	AWAY	0- 1	0- 0	3- 2				
1- 1	0- 0	0- 0	NEUTRAL	0- 0	0- 0	1- 1				
5- 5	0- 1	0- 1	NON-CONFERENCE	1- 1	0- 0	4- 2				
2- 1	0- 0	0- 0	HOME	1- 0	0- 0	1- 1				
2- 3	0- 1	0- 1	AWAY	0- 1	0- 0	2- 0				
1- 1	0- 0	0- 0	NEUTRAL	0- 0	0- 0	1- 1				
2- 5	0- 1	0- 0	CONFERENCE	0- 0	1- 1	1- 3				
1- 3	0- 1	0- 0	HOME	0- 0	1- 1	0- 1				
1- 2	0- 0	0- 0	AWAY	0- 0	0- 0	1- 2				
0- 0	0- 0	0- 0	NEUTRAL	0- 0	0- 0	0- 0				

RPI 1-25				RPI 26-50				RPI 51-100				RPI 101+ Team's RPI: 168			
RPI	S	Opponent	Score	RPI	S	Opponent	Score	RPI	S	Opponent	Score	RPI	S	Opponent	Score
3	A	Missouri St.	64 71	42	A	Arizona	52 65	94	H	Fresno St.	90 66	117	H	Pacific	75 65
9	H	Gonzaga	52 67					98	A	California	65 69	127	H	Portland	77 80
												155	H	San Jose St.	89 81
												166	N	Montana	68 58
												169	H	Saint Mary's (CA)	87 95
												221	A	UC Davis	62 61
												231	A	San Francisco	80 72
												253	N	Delaware	80 81
												256	A	CSUN	76 55
												258	A	LMU (CA)	59 75
												262	A	Pepperdine	71 79
												284	H	Long Beach St.	46 54
LAST 10 Division I															
127	H	Portland	77 80	169	H	Saint Mary's (CA)	87 95								
9	H	Gonzaga	52 67	117	H	Pacific	75 65								
258	A	LMU (CA)	59 75	94	H	Fresno St.	90 66								
262	A	Pepperdine	71 79	256	A	CSUN	76 55								
231	A	San Francisco	80 72	98	A	California	65 69								

Non-Div I Games: UC Santa Cruz 109 51

Santa Clara

Loss, Non-Conf, S Site, H Home A Away N Neutral

Average RPI Win: 327		WON-LOST	WINNING	LAST 10	STRENGTH OF	OPP. STRENGTH	TEAM	ADJ.	CONF.	ADJ CONF.
Average RPI Loss: 229		RECORD	PCT. RANK	GAMES	SCHEDULE	OF SCHEDULE	RPI	RPI	RPI	RPI
DIV. I ONLY		4- 11	284	4-6	343	344	342	342	32	32
DIV. I NON-CONF.		3- 7	252	3-2	313	329	320	320	32	32
TOTALS		RPI 1-25	RPI 26-50	W-L RECORDS	RPI 51-100	RPI 101-150	RPI 150+			
4- 11	0- 0		0- 0	OVERALL	0- 0	0- 3	4- 8			
3- 3	0- 0		0- 0	HOME	0- 0	0- 2	3- 1			
1- 8	0- 0		0- 0	AWAY	0- 0	0- 1	1- 7			
0- 0	0- 0		0- 0	NEUTRAL	0- 0	0- 0	0- 0			
3- 7	0- 0		0- 0	NON-CONFERENCE	0- 0	0- 3	3- 4			
2- 2	0- 0		0- 0	HOME	0- 0	0- 2	2- 0			
1- 5	0- 0		0- 0	AWAY	0- 0	0- 1	1- 4			
0- 0	0- 0		0- 0	NEUTRAL	0- 0	0- 0	0- 0			
1- 4	0- 0		0- 0	CONFERENCE	0- 0	0- 0	1- 4			
1- 1	0- 0		0- 0	HOME	0- 0	0- 0	1- 1			
0- 3	0- 0		0- 0	AWAY	0- 0	0- 0	0- 3			
0- 0	0- 0		0- 0	NEUTRAL	0- 0	0- 0	0- 0			

RPI 1-25				RPI 26-50				RPI 51-100				RPI 101+				Team's RPI: 342	
RPI	S	Opponent	Score	RPI	S	Opponent	Score	RPI	S	Opponent	Score	RPI	S	Opponent	Score		
												103	A	Washington	46	78	
												109	H	Montana St.	65	73	
												119	H	Idaho	84	90	
												210	A	Northern Ariz.	80	88	
												222	A	Cal St. Fullerton	63	81	
												225	H	UMKC	65	76	
												283	A	Idaho St.	48	73	
												284	H	Long Beach St.	66	54	
												287	A	Utah St.	63	70	
												310	A	New Mexico St.	65	83	
												321	A	Utah Valley	58	70	
												325	A	UTRGV	81	85	
												339	A	Cal Poly	72	49	
												340	H	Sacramento St.	88	84	
												346	H	Chicago St.	80	51	
LAST 10 Division I																	
				310	A	New Mexico St.	65	83	222	A	Cal St. Fullerton	63	81				
				325	A	UTRGV	81	85	339	A	Cal Poly	72	49				
				321	A	Utah Valley	58	70	284	H	Long Beach St.	66	54				
				346	H	Chicago St.	80	51	340	H	Sacramento St.	88	84				
				225	H	UMKC	65	76	109	H	Montana St.	65	73				

Non-Div I Games:	Warner Pacific	89	47	Saint Martin's	91	81	Central Wash.	75	65
------------------	----------------	----	----	----------------	----	----	---------------	----	----

Seattle U

■ Loss, ■ Non-Conf, S Site, H Home A Away N Neutral

Average RPI Win:	170	WON-LOST	WINNING	LAST 10	STRENGTH OF	OPP. STRENGTH	TEAM	ADJ.	CONF.	ADJ CONF.
Average RPI Loss:	44	RECORD	PCT. RANK	GAMES	SCHEDULE	OF SCHEDULE	RPI	RPI	RPI	RPI
DIV. I ONLY	12- 7	100	7-3	40	63	59	59	6	6	
DIV. I NON-CONF.	7- 4	100	2-0	22	110	60	60	6	6	
TOTALS	RPI 1-25	RPI 26-50	W-L RECORDS	RPI 51-100	RPI 101-150	RPI 150+				
12- 7	1- 3	0- 2	OVERALL	1- 2	3- 0	7- 0				
7- 3	1- 2	0- 0	HOME	0- 1	2- 0	4- 0				
3- 3	0- 1	0- 1	AWAY	0- 1	1- 0	2- 0				
2- 1	0- 0	0- 1	NEUTRAL	1- 0	0- 0	1- 0				
7- 4	0- 2	0- 1	NON-CONFERENCE	1- 1	1- 0	5- 0				
4- 2	0- 2	0- 0	HOME	0- 0	1- 0	3- 0				
1- 1	0- 0	0- 0	AWAY	0- 1	0- 0	1- 0				
2- 1	0- 0	0- 1	NEUTRAL	1- 0	0- 0	1- 0				
5- 3	1- 1	0- 1	CONFERENCE	0- 1	2- 0	2- 0				
3- 1	1- 0	0- 0	HOME	0- 1	1- 0	1- 0				
2- 2	0- 1	0- 1	AWAY	0- 0	1- 0	1- 0				
0- 0	0- 0	0- 0	NEUTRAL	0- 0	0- 0	0- 0				

RPI 1-25				RPI 26-50				RPI 51-100 Team's RPI: 59				RPI 101+			
RPI	S	Opponent	Score	RPI	S	Opponent	Score	RPI	S	Opponent	Score	RPI	S	Opponent	Score
4	H	UConn	78 92	39	A	Marquette	60 81	63	N	Vanderbilt	69 65	110	H	Providence	97 55
13	A	DePaul	68 85	41	N	Georgia Tech	54 79	89	H	Villanova	55 61	113	A	Butler	67 62
21	H	Princeton	76 78					100	A	Lehigh	68 75	138	H	VCU	53 33
22	H	Creighton	82 70									184	N	Saint Joseph's	55 39
												207	A	Iona	89 37
												218	A	Xavier	83 61
												233	H	Georgetown	79 60
												238	H	Lafayette	74 50
												244	H	Fairfield	74 44
												271	H	Sacred Heart	95 69
LAST 10 Division I															
110	H	Providence	97 55	89	H	Villanova	55 61								
22	H	Creighton	82 70	218	A	Xavier	83 61								
39	A	Marquette	60 81	113	A	Butler	67 62								
13	A	DePaul	68 85	238	H	Lafayette	74 50								
233	H	Georgetown	79 60	207	A	Iona	89 37								

Non-Div I Games:

Seton Hall

Average RPI Win:	307	WON-LOST	WINNING	LAST 10	STRENGTH OF	OPP. STRENGTH	TEAM	ADJ.	CONF.	ADJ CONF.
Average RPI Loss:	192	RECORD	PCT. RANK	GAMES	SCHEDULE	OF SCHEDULE	RPI	RPI	RPI	RPI
DIV. I ONLY	3- 13	313	2-8	187	349	308	308	24	24	
DIV. I NON-CONF.	2- 7	288	1-2	83	351	286	286	25	25	
TOTALS	RPI 1-25	RPI 26-50	W-L RECORDS	RPI 51-100	RPI 101-150	RPI 150+				
3- 13	0- 0	0- 0	OVERALL	0- 2	0- 3	3- 8				
2- 4	0- 0	0- 0	HOME	0- 0	0- 0	2- 4				
1- 9	0- 0	0- 0	AWAY	0- 2	0- 3	1- 4				
0- 0	0- 0	0- 0	NEUTRAL	0- 0	0- 0	0- 0				
2- 7	0- 0	0- 0	NON-CONFERENCE	0- 1	0- 3	2- 3				
2- 1	0- 0	0- 0	HOME	0- 0	0- 0	2- 1				
0- 6	0- 0	0- 0	AWAY	0- 1	0- 3	0- 2				
0- 0	0- 0	0- 0	NEUTRAL	0- 0	0- 0	0- 0				
1- 6	0- 0	0- 0	CONFERENCE	0- 1	0- 0	1- 5				
0- 3	0- 0	0- 0	HOME	0- 0	0- 0	0- 3				
1- 3	0- 0	0- 0	AWAY	0- 1	0- 0	1- 2				
0- 0	0- 0	0- 0	NEUTRAL	0- 0	0- 0	0- 0				

RPI 1-25				RPI 26-50				RPI 51-100				RPI 101+ Team's RPI: 308					
RPI	S	Opponent	Score	RPI	S	Opponent	Score	RPI	S	Opponent	Score	RPI	S	Opponent	Score		
								85	A	Rider	66	70	118	A	Massachusetts	55	61
								92	A	Colgate	51	88	120	A	Penn	44	92
													146	A	Harvard	51	68
													189	A	Fla. Atlantic	39	83
													199	H	Binghamton	62	89
													204	H	Quinnipiac	52	66
													213	H	Manhattan	50	80
													216	A	Niagara	61	68
													244	H	Fairfield	35	65
													271	H	Sacred Heart	68	57
													320	H	Albany (NY)	52	46
													330	A	Canisius	68	63
													336	A	Fairleigh Dickinson	58	67
													338	A	Saint Peter's	83	87
LAST 10 Division I																	
				85	A	Rider	66	70	204	H	Quinnipiac	52	66				
				213	H	Manhattan	50	80	244	H	Fairfield	35	65				
				330	A	Canisius	68	63	336	A	Fairleigh Dickinson	58	67				
				216	A	Niagara	61	68	118	A	Massachusetts	55	61				
				338	A	Saint Peter's	83	87	320	H	Albany (NY)	52	46				

Non-Div I Games:

Siena

■ Loss, 
 ■ Non-Conf, 
 ■ S Site, 
 ■ H Home 
 ■ A Away 
 N Neutral

# South Alabama

Through Games Of Jan. 21, 2020

Average RPI Win:	266	WON-LOST	WINNING	LAST 10	STRENGTH OF	OPP. STRENGTH	TEAM	ADJ.	CONF.	ADJ CONF.
Average RPI Loss:	137	RECORD	PCT. RANK	GAMES	SCHEDULE	OF SCHEDULE	RPI	RPI	RPI	RPI
DIV. I ONLY	7- 9	207	5-5	259	188	246	246	22	22	
DIV. I NON-CONF.	3- 7	252	1-3	229	79	279	279	23	23	
TOTALS	RPI 1-25	RPI 26-50	W-L RECORDS	RPI 51-100	RPI 101-150	RPI 150+				
7- 9	0- 0	0- 1	OVERALL	0- 1	1- 3	6- 4				
4- 5	0- 0	0- 1	HOME	0- 1	0- 2	4- 1				
3- 4	0- 0	0- 0	AWAY	0- 0	1- 1	2- 3				
0- 0	0- 0	0- 0	NEUTRAL	0- 0	0- 0	0- 0				
3- 7	0- 0	0- 1	NON-CONFERENCE	0- 1	1- 1	2- 4				
2- 4	0- 0	0- 1	HOME	0- 1	0- 1	2- 1				
1- 3	0- 0	0- 0	AWAY	0- 0	1- 0	0- 3				
0- 0	0- 0	0- 0	NEUTRAL	0- 0	0- 0	0- 0				
4- 2	0- 0	0- 0	CONFERENCE	0- 0	0- 2	4- 0				
2- 1	0- 0	0- 0	HOME	0- 0	0- 1	2- 0				
2- 1	0- 0	0- 0	AWAY	0- 0	0- 1	2- 0				
0- 0	0- 0	0- 0	NEUTRAL	0- 0	0- 0	0- 0				

RPI S	Opponent	Score	RPI S	Opponent	Score	RPI S	Opponent	Score	RPI S	Opponent	Score	Team's RPI: 246
35	H Rutgers	56 77	67	H Alabama	62 74	106	H Coastal Caro.	62 71	124	A Louisiana	68 73	
						126	A Tulane	62 53	149	H Auburn	62 82	
						157	A UAB	61 77	177	H A&M-Corpus Christi	83 82	
						179	A Southern Miss.	55 62	188	H Miami (OH)	73 76	
						230	A ETSU	60 65	268	H Appalachian St.	81 66	
						294	A Ga. Southern	71 65	318	A Georgia St.	81 64	
						331	H Tennessee St.	70 48	347	H La.-Monroe	72 63	
LAST 10 Division I												
294	A Ga. Southern	71 65	268	H Appalachian St.	81 66							
318	A Georgia St.	81 64	230	A ETSU	60 65							
347	H La.-Monroe	72 63	179	A Southern Miss.	55 62							
124	A Louisiana	68 73	126	A Tulane	62 53							
106	H Coastal Caro.	62 71	149	H Auburn	62 82							

Non-Div I Games: William Carey 68 52 Mobile 103 59

South Alabama

Loss, Non-Conf, S Site, H Home A Away N Neutral

# South Carolina

Through Games Of Jan. 21, 2020

Average RPI Win:	100	WON-LOST	WINNING	LAST 10	STRENGTH OF	OPP. STRENGTH	TEAM	ADJ.	CONF.	ADJ CONF.
Average RPI Loss:	12	RECORD	PCT. RANK	GAMES	SCHEDULE	OF SCHEDULE	RPI	RPI	RPI	RPI
DIV. I ONLY	18- 1	1	10-0	13	4	2	2	4	4	
DIV. I NON-CONF.	12- 1	9	4-0	46	9	7	7	5	5	
TOTALS	RPI 1-25	RPI 26-50		W-L RECORDS		RPI 51-100	RPI 101-150	RPI 150+		
18- 1	4- 1	4- 0		OVERALL		5- 0	1- 0	4- 0		
9- 0	2- 0	4- 0		HOME		0- 0	0- 0	3- 0		
7- 0	1- 0	0- 0		AWAY		4- 0	1- 0	1- 0		
2- 1	1- 1	0- 0		NEUTRAL		1- 0	0- 0	0- 0		
12- 1	2- 1	3- 0		NON-CONFERENCE		3- 0	0- 0	4- 0		
6- 0	0- 0	3- 0		HOME		0- 0	0- 0	3- 0		
4- 0	1- 0	0- 0		AWAY		2- 0	0- 0	1- 0		
2- 1	1- 1	0- 0		NEUTRAL		1- 0	0- 0	0- 0		
6- 0	2- 0	1- 0		CONFERENCE		2- 0	1- 0	0- 0		
3- 0	2- 0	1- 0		HOME		0- 0	0- 0	0- 0		
3- 0	0- 0	0- 0		AWAY		2- 0	1- 0	0- 0		
0- 0	0- 0	0- 0		NEUTRAL		0- 0	0- 0	0- 0		

RPI	S	Opponent	Score	RPI	S	Opponent	Score	RPI	S	Opponent	Score	RPI	S	Opponent	Score
11	N	Baylor	74 59	32	H	Purdue	85 49	57	A	Temple	78 71	147	A	Missouri	78 45
12	N	Indiana	57 71	34	H	Arkansas	91 82	63	A	Vanderbilt	93 57	175	A	Clemson	84 48
14	H	Mississippi St.	81 79	43	H	South Dakota	73 60	67	A	Alabama	93 78	268	H	Appalachian St.	92 50
16	A	Maryland	63 54	48	H	Duke	89 46	73	N	Washington St.	68 53	314	H	Alabama St.	103 43
20	H	Kentucky	99 72					91	A	Dayton	75 49	334	H	USC Upstate	112 32
LAST 10 Division I															
14	H	Mississippi St.	81 79	20	H	Kentucky	99 72	43	H	South Dakota	73 60	48	H	Duke	89 46
147	A	Missouri	78 45	32	H	Purdue	85 49	57	A	Temple	78 71				
63	A	Vanderbilt	93 57												
34	H	Arkansas	91 82												
67	A	Alabama	93 78												

Non-Div I Games:

South Carolina

Loss, Non-Conf, S Site, H Home A Away N Neutral



Season Carolina B.C.				Through Games of Sun. 11/1/10						
Average RPI Win:	333	WON-LOST	WINNING	LAST 10	STRENGTH OF	OPP. STRENGTH	TEAM	ADJ.	CONF.	ADJ CONF.
Average RPI Loss:	249	RECORD	PCT. RANK	GAMES	SCHEDULE	OF SCHEDULE	RPI	RPI	RPI	RPI
DIV. I ONLY	3- 15	321	2-8	349	346	349	349	30	30	
DIV. I NON-CONF.	1- 12	335	0-5	328	343	347	347	31	31	
TOTALS	RPI 1-25	RPI 26-50	W-L RECORDS	RPI 51-100	RPI 101-150	RPI 150+				
3- 15	0- 0	0- 0	OVERALL	0- 0	0- 1	3- 14				
1- 6	0- 0	0- 0	HOME	0- 0	0- 0	1- 6				
2- 8	0- 0	0- 0	AWAY	0- 0	0- 1	2- 7				
0- 1	0- 0	0- 0	NEUTRAL	0- 0	0- 0	0- 1				
1- 12	0- 0	0- 0	NON-CONFERENCE	0- 0	0- 1	1- 11				
0- 5	0- 0	0- 0	HOME	0- 0	0- 0	0- 5				
1- 6	0- 0	0- 0	AWAY	0- 0	0- 1	1- 5				
0- 1	0- 0	0- 0	NEUTRAL	0- 0	0- 0	0- 1				
2- 3	0- 0	0- 0	CONFERENCE	0- 0	0- 0	2- 3				
1- 1	0- 0	0- 0	HOME	0- 0	0- 0	1- 1				
1- 2	0- 0	0- 0	AWAY	0- 0	0- 0	1- 2				
0- 0	0- 0	0- 0	NEUTRAL	0- 0	0- 0	0- 0				

RPI 1-25				RPI 26-50				RPI 51-100				RPI 101+				Team's RPI: 349	
RPI	S	Opponent	Score	RPI	S	Opponent	Score	RPI	S	Opponent	Score	RPI	S	Opponent	Score		
												106	A	Coastal Caro.	44	85	
												162	N	North Ala.	46	99	
												192	H	North Dakota	53	95	
												194	A	UNLV	57	66	
												232	A	Howard	47	78	
												239	A	UNCW	46	84	
												241	H	Col. of Charleston	55	76	
												242	H	Radford	45	60	
												245	A	UNC Asheville	51	82	
												267	A	Morgan St.	47	77	
												297	H	Presbyterian	49	70	
												318	A	Georgia St.	52	77	
												322	H	UMES	60	55	
												323	H	Mercer	55	66	
												333	A	Charleston So.	81	75	
												334	A	USC Upstate	47	58	
												343	A	Coppin St.	71	60	
												350	H	Florida A&M	39	44	
LAST 10 Division I																	
				322	H	UMES	60 55	106	A	Coastal Caro.	44 85						
				350	H	Florida A&M	39 44	162	N	North Ala.	46 99						
				232	A	Howard	47 78	318	A	Georgia St.	52 77						
				267	A	Morgan St.	47 77	334	A	USC Upstate	47 58						
				343	A	Coppin St.	71 60	245	A	UNC Asheville	51 82						

Non-Div I Games:

South Carolina St.

■ Loss, ■ Non-Conf, S Site, H Home A Away N Neutral

# South Dakota

Through Games Of Jan. 21, 2020

Average RPI Win:	179	WON-LOST	WINNING	LAST 10	STRENGTH OF	OPP. STRENGTH	TEAM	ADJ.	CONF.	ADJ CONF.
Average RPI Loss:	3	RECORD	PCT. RANK	GAMES	SCHEDULE	OF SCHEDULE	RPI	RPI	RPI	RPI
DIV. I ONLY	16- 2	11	9-1	200	28	43	43	19	19	
DIV. I NON-CONF.	10- 2	30	3-1	94	4	24	24	19	19	
TOTALS	RPI 1-25	RPI 26-50	W-L RECORDS	RPI 51-100	RPI 101-150	RPI 150+				
16- 2	1- 2	2- 0	OVERALL	1- 0	3- 0	9- 0				
8- 1	1- 1	1- 0	HOME	1- 0	1- 0	4- 0				
6- 1	0- 1	0- 0	AWAY	0- 0	2- 0	4- 0				
2- 0	0- 0	1- 0	NEUTRAL	0- 0	0- 0	1- 0				
10- 2	1- 2	2- 0	NON-CONFERENCE	0- 0	3- 0	4- 0				
5- 1	1- 1	1- 0	HOME	0- 0	1- 0	2- 0				
3- 1	0- 1	0- 0	AWAY	0- 0	2- 0	1- 0				
2- 0	0- 0	1- 0	NEUTRAL	0- 0	0- 0	1- 0				
6- 0	0- 0	0- 0	CONFERENCE	1- 0	0- 0	5- 0				
3- 0	0- 0	0- 0	HOME	1- 0	0- 0	2- 0				
3- 0	0- 0	0- 0	AWAY	0- 0	0- 0	3- 0				
0- 0	0- 0	0- 0	NEUTRAL	0- 0	0- 0	0- 0				

RPI 1-25				RPI 26-50				RPI 51-100				RPI 101+			
RPI	S	Opponent	Score	RPI	S	Opponent	Score	RPI	S	Opponent	Score	RPI	S	Opponent	Score
2	A	South Carolina	60 73	29	N	Ohio St.	68 53	83	H	South Dakota St.	83 48	111	A	Utah	84 81
3	H	Missouri St.	66 74	38	H	Drake	102 94					137	A	Northeastern	80 76
22	H	Creighton	72 65									147	H	Missouri	72 56
												166	H	Montana	96 64
												185	A	Green Bay	66 60
												191	N	Northern Ill.	91 48
												215	A	Western Ill.	96 65
												276	H	Omaha	77 44
												293	A	North Dakota St.	80 36
												295	H	Denver	104 61
												329	A	Purdue Fort Wayne	62 41
												343	H	Coppin St.	82 44
LAST 10 Division I															
83	H	South Dakota St.	83 48	215	A	Western Ill.	96 65	2	A	South Carolina	60 73				
293	A	North Dakota St.	80 36	166	H	Montana	96 64	343	H	Coppin St.	82 44				
276	H	Omaha	77 44	22	H	Creighton	72 65								
295	H	Denver	104 61												
329	A	Purdue Fort Wayne	62 41												

Non-Div I Games: Mt. Marty 110 39

South Dakota

Loss, Non-Conf, S Site, H Home A Away N Neutral

Average RPI Win:	217	WON-LOST	WINNING	LAST 10	STRENGTH OF	OPP. STRENGTH	TEAM	ADJ.	CONF.	ADJ CONF.
Average RPI Loss:	29	RECORD	PCT. RANK	GAMES	SCHEDULE	OF SCHEDULE	RPI	RPI	RPI	RPI
DIV. I ONLY	13- 7	87	7-3	123	76	83	83	19	19	
DIV. I NON-CONF.	7- 6	161	1-2	75	10	94	94	19	19	
TOTALS	RPI 1-25	RPI 26-50	W-L RECORDS	RPI 51-100	RPI 101-150	RPI 150+				
13- 7	0- 3	0- 4	OVERALL	0- 0	3- 0	10- 0				
7- 2	0- 1	0- 1	HOME	0- 0	1- 0	6- 0				
4- 4	0- 2	0- 2	AWAY	0- 0	0- 0	4- 0				
2- 1	0- 0	0- 1	NEUTRAL	0- 0	2- 0	0- 0				
7- 6	0- 3	0- 3	NON-CONFERENCE	0- 0	3- 0	4- 0				
4- 2	0- 1	0- 1	HOME	0- 0	1- 0	3- 0				
1- 3	0- 2	0- 1	AWAY	0- 0	0- 0	1- 0				
2- 1	0- 0	0- 1	NEUTRAL	0- 0	2- 0	0- 0				
6- 1	0- 0	0- 1	CONFERENCE	0- 0	0- 0	6- 0				
3- 0	0- 0	0- 0	HOME	0- 0	0- 0	3- 0				
3- 1	0- 0	0- 1	AWAY	0- 0	0- 0	3- 0				
0- 0	0- 0	0- 0	NEUTRAL	0- 0	0- 0	0- 0				

RPI 1-25				RPI 26-50				RPI 51-100 Team's RPI: 83				RPI 101+			
RPI	S	Opponent	Score	RPI	S	Opponent	Score	RPI	S	Opponent	Score	RPI	S	Opponent	Score
7	A	Oregon	56 95	31	N	FGCU	70 71					102	N	South Fla.	61 50
22	A	Creighton	48 61	38	A	Drake	67 74					109	H	Montana St.	60 50
23	H	Central Mich.	74 79	39	H	Marquette	58 65					115	N	Notre Dame	65 59
				43	A	South Dakota	48 83					185	A	Green Bay	60 55
LAST 10 Division I															
				43	A	South Dakota	48 83	243	H	Oral Roberts	58 44				
				192	H	North Dakota	99 64	276	A	Omaha	68 51				
				329	A	Purdue Fort Wayne	100 69	185	A	Green Bay	60 55				
				295	A	Denver	86 79	39	H	Marquette	58 65				
				215	H	Western Ill.	75 45	23	H	Central Mich.	74 79				

Non-Div I Games: Dakota Wesleyan 77 46

South Dakota St.

Average RPI Win:	187	WON-LOST	WINNING	LAST 10	STRENGTH OF	OPP. STRENGTH	TEAM	ADJ.	CONF.	ADJ CONF.
Average RPI Loss:	71	RECORD	PCT. RANK	GAMES	SCHEDULE	OF SCHEDULE	RPI	RPI	RPI	RPI
DIV. I ONLY	10- 8	149	5-5	47	99	102	102	9	9	
DIV. I NON-CONF.	8- 6	138	3-3	48	154	103	103	9	9	
TOTALS	RPI 1-25	RPI 26-50	W-L RECORDS	RPI 51-100	RPI 101-150	RPI 150+				
10- 8	0- 2	1- 1	OVERALL	0- 3	3- 1	6- 1				
9- 1	0- 0	1- 0	HOME	0- 1	3- 0	5- 0				
1- 3	0- 1	0- 0	AWAY	0- 1	0- 0	1- 1				
0- 4	0- 1	0- 1	NEUTRAL	0- 1	0- 1	0- 0				
8- 6	0- 2	1- 1	NON-CONFERENCE	0- 1	2- 1	5- 1				
8- 0	0- 0	1- 0	HOME	0- 0	2- 0	5- 0				
0- 2	0- 1	0- 0	AWAY	0- 0	0- 0	0- 1				
0- 4	0- 1	0- 1	NEUTRAL	0- 1	0- 1	0- 0				
2- 2	0- 0	0- 0	CONFERENCE	0- 2	1- 0	1- 0				
1- 1	0- 0	0- 0	HOME	0- 1	1- 0	0- 0				
1- 1	0- 0	0- 0	AWAY	0- 1	0- 0	1- 0				
0- 0	0- 0	0- 0	NEUTRAL	0- 0	0- 0	0- 0				

RPI	S	Opponent	Score	RPI	S	Opponent	Score	RPI	S	Opponent	Score	RPI	S	Opponent	Score	Team's RPI: 102
11	A	Baylor	46 58	31	N	FGCU	77 81	57	A	Temple	66 69	115	N	Notre Dame	51 67	
14	N	Mississippi St.	61 86	49	H	Texas	64 57	61	H	UCF	57 64	119	H	Idaho	67 64	
								83	N	South Dakota St.	50 61	123	H	Cincinnati	76 68	
												138	H	VCU	77 55	
												194	A	UNLV	51 61	
												208	A	Tulsa	68 52	
												226	H	Saint Francis (PA)	62 23	
												228	H	Brown	70 60	
												232	H	Howard	82 53	
												236	H	Jacksonville	70 39	
												314	H	Alabama St.	80 29	
LAST 10 Division I																
61	H	UCF	57 64	194	A	UNLV	51 61									
57	A	Temple	66 69	14	N	Mississippi St.	61 86									
208	A	Tulsa	68 52	119	H	Idaho	67 64									
123	H	Cincinnati	76 68	314	H	Alabama St.	80 29									
228	H	Brown	70 60	115	N	Notre Dame	51 67									

Non-Div I Games:

South Fla.

■ Loss, 
 ■ Non-Conf, 
 ■ S Site, 
 ■ H Home 
 ■ A Away 
 N Neutral

Average RPI Win:	234	WON-LOST	WINNING	LAST 10	STRENGTH OF	OPP. STRENGTH	TEAM	ADJ.	CONF.	ADJ CONF.
Average RPI Loss:	156	RECORD	PCT. RANK	GAMES	SCHEDULE	OF SCHEDULE	RPI	RPI	RPI	RPI
DIV. I ONLY	10- 5	72	7-3	330	149	171	171	18	18	
DIV. I NON-CONF.	6- 3	90	3-1	337	155	164	164	21	21	
TOTALS	RPI 1-25	RPI 26-50	W-L RECORDS	RPI 51-100	RPI 101-150	RPI 150+				
10- 5	0- 0	0- 0	OVERALL	1- 2	0- 0	9- 3				
5- 1	0- 0	0- 0	HOME	1- 1	0- 0	4- 0				
5- 4	0- 0	0- 0	AWAY	0- 1	0- 0	5- 3				
0- 0	0- 0	0- 0	NEUTRAL	0- 0	0- 0	0- 0				
6- 3	0- 0	0- 0	NON-CONFERENCE	1- 1	0- 0	5- 2				
2- 0	0- 0	0- 0	HOME	1- 0	0- 0	1- 0				
4- 3	0- 0	0- 0	AWAY	0- 1	0- 0	4- 2				
0- 0	0- 0	0- 0	NEUTRAL	0- 0	0- 0	0- 0				
4- 2	0- 0	0- 0	CONFERENCE	0- 1	0- 0	4- 1				
3- 1	0- 0	0- 0	HOME	0- 1	0- 0	3- 0				
1- 1	0- 0	0- 0	AWAY	0- 0	0- 0	1- 1				
0- 0	0- 0	0- 0	NEUTRAL	0- 0	0- 0	0- 0				

RPI 1-25				RPI 26-50				RPI 51-100				RPI 101+				Team's RPI: 171	
RPI	S	Opponent	Score	RPI	S	Opponent	Score	RPI	S	Opponent	Score	RPI	S	Opponent	Score		
								66	H	Southern Ill.	79 65	151	A	Austin Peay	79 66		
								84	H	Belmont	45 57	151	H	Austin Peay	81 43		
								99	A	Saint Louis	61 76	174	A	Eastern Mich.	64 69		
												206	A	Murray St.	62 70		
												206	H	Murray St.	88 73		
												215	A	Western Ill.	91 97		
												234	A	Arkansas St.	79 67		
												269	A	Indiana St.	68 58		
												272	A	Ole Miss	70 53		
												326	H	Evansville	83 60		
												329	A	Purdue Fort Wayne	58 48		
												331	H	Tennessee St.	83 54		
LAST 10 Division I																	
206	H	Murray St.	88 73	151	A	Austin Peay	79 66										
151	H	Austin Peay	81 43	269	A	Indiana St.	68 58										
331	H	Tennessee St.	83 54	215	A	Western Ill.	91 97										
84	H	Belmont	45 57	272	A	Ole Miss	70 53										
206	A	Murray St.	62 70	66	H	Southern Ill.	79 65										

Non-Div I Games: Harris-Stowe 106 64 Mo.-St. Louis 70 56

Southeast Mo. St.

Loss, Non-Conf, S Site, H Home A Away N Neutral

Average RPI Win:	247	WON-LOST	WINNING	LAST 10	STRENGTH OF	OPP. STRENGTH	TEAM	ADJ.	CONF.	ADJ CONF.
Average RPI Loss:	156	RECORD	PCT. RANK	GAMES	SCHEDULE	OF SCHEDULE	RPI	RPI	RPI	RPI
DIV. I ONLY	4- 11	284	3-7	148	295	254	254	25	25	
DIV. I NON-CONF.	2- 6	279	1-2	136	245	211	211	22	22	
TOTALS	RPI 1-25	RPI 26-50	W-L RECORDS	RPI 51-100	RPI 101-150	RPI 150+				
4- 11	0- 1	0- 0	OVERALL	0- 1	0- 4	4- 5				
2- 3	0- 0	0- 0	HOME	0- 0	0- 1	2- 2				
2- 8	0- 1	0- 0	AWAY	0- 1	0- 3	2- 3				
0- 0	0- 0	0- 0	NEUTRAL	0- 0	0- 0	0- 0				
2- 6	0- 1	0- 0	NON-CONFERENCE	0- 1	0- 1	2- 3				
1- 0	0- 0	0- 0	HOME	0- 0	0- 0	1- 0				
1- 6	0- 1	0- 0	AWAY	0- 1	0- 1	1- 3				
0- 0	0- 0	0- 0	NEUTRAL	0- 0	0- 0	0- 0				
2- 5	0- 0	0- 0	CONFERENCE	0- 0	0- 3	2- 2				
1- 3	0- 0	0- 0	HOME	0- 0	0- 1	1- 2				
1- 2	0- 0	0- 0	AWAY	0- 0	0- 2	1- 0				
0- 0	0- 0	0- 0	NEUTRAL	0- 0	0- 0	0- 0				

RPI 1-25				RPI 26-50				RPI 51-100				RPI 101+ Team's RPI: 254			
RPI	S	Opponent	Score	RPI	S	Opponent	Score	RPI	S	Opponent	Score	RPI	S	Opponent	Score
25	A	LSU	52 62					67	A	Alabama	50 87	112	A	Abilene Christian	53 61
												124	A	Louisiana	50 60
												141	A	SFA	51 77
												150	H	Sam Houston St.	69 84
												158	A	Houston	65 78
												167	H	Jackson St.	63 59
												177	H	A&M-Corpus Christi	48 44
												179	A	Southern Miss.	54 62
												195	H	Lamar University	57 65
												259	A	Louisiana Tech	78 92
												298	A	Houston Baptist	69 59
												303	H	Nicholls St.	65 67
												347	A	La.-Monroe	65 52
LAST 10 Division I															
112	A	Abilene Christian	53 61	67	A	Alabama	50 87	298	A	Houston Baptist	69 59				
303	H	Nicholls St.	65 67					195	H	Lamar University	57 65				
150	H	Sam Houston St.	69 84					259	A	Louisiana Tech	78 92				
177	H	A&M-Corpus Christi	48 44					167	H	Jackson St.	63 59				
141	A	SFA	51 77												

Non-Div I Games: LSU-Alexandria 89 67

Southeastern La.

■ Loss, 
 ■ Non-Conf, S Site, 
 ■ Home 
 ■ Away 
 N Neutral

Average RPI Win:	188	WON-LOST	WINNING	LAST 10	STRENGTH OF	OPP. STRENGTH	TEAM	ADJ.	CONF.	ADJ CONF.
Average RPI Loss:	73	RECORD	PCT. RANK	GAMES	SCHEDULE	OF SCHEDULE	RPI	RPI	RPI	RPI
DIV. I ONLY	9- 8	161	5-5	25	87	80	80	1	1	
DIV. I NON-CONF.	8- 3	68	4-0	169	165	91	91	1	1	
TOTALS	RPI 1-25	RPI 26-50	W-L RECORDS	RPI 51-100	RPI 101-150	RPI 150+				
9- 8	1- 2	1- 3	OVERALL	1- 1	0- 1	6- 1				
6- 3	1- 1	1- 2	HOME	0- 0	0- 0	4- 0				
2- 4	0- 1	0- 0	AWAY	0- 1	0- 1	2- 1				
1- 1	0- 0	0- 1	NEUTRAL	1- 0	0- 0	0- 0				
8- 3	0- 1	1- 1	NON-CONFERENCE	1- 0	0- 0	6- 1				
5- 1	0- 1	1- 0	HOME	0- 0	0- 0	4- 0				
2- 1	0- 0	0- 0	AWAY	0- 0	0- 0	2- 1				
1- 1	0- 0	0- 1	NEUTRAL	1- 0	0- 0	0- 0				
1- 5	1- 1	0- 2	CONFERENCE	0- 1	0- 1	0- 0				
1- 2	1- 0	0- 2	HOME	0- 0	0- 0	0- 0				
0- 3	0- 1	0- 0	AWAY	0- 1	0- 1	0- 0				
0- 0	0- 0	0- 0	NEUTRAL	0- 0	0- 0	0- 0				

RPI	S	Opponent	Score	RPI	S	Opponent	Score	RPI	S	Opponent	Score	RPI	S	Opponent	Score
8	A	UCLA	59 83	27	H	Arizona St.	54 63	51	A	Colorado	53 66	111	A	Utah	65 67
8	H	UCLA	70 68	37	H	Virginia	59 49	67	N	Alabama	60 57	194	H	UNLV	75 54
18	H	Texas A&M	64 74	42	H	Arizona	57 65					235	A	UC Riverside	76 59
				47	N	Nebraska	54 67					256	A	CSUN	69 53
												282	A	UC Santa Barbara	46 57
												284	H	Long Beach St.	57 40
												288	H	Nevada	50 47
												325	H	UTRGV	80 43
LAST 10 Division I															
8	H	UCLA	70 68	8	A	UCLA	59 83								
111	A	Utah	65 67	284	H	Long Beach St.	57 40								
51	A	Colorado	53 66	288	H	Nevada	50 47								
27	H	Arizona St.	54 63	325	H	UTRGV	80 43								
42	H	Arizona	57 65	194	H	UNLV	75 54								

Non-Div I Games:

Southern California

■ Loss, 
 ■ Non-Conf, 
 ■ S Site, 
 ■ H Home 
 ■ A Away 
 N Neutral

Average RPI Win:	161	WON-LOST	WINNING	LAST 10	STRENGTH OF	OPP. STRENGTH	TEAM	ADJ.	CONF.	ADJ CONF.
Average RPI Loss:	96	RECORD	PCT. RANK	GAMES	SCHEDULE	OF SCHEDULE	RPI	RPI	RPI	RPI
DIV. I ONLY	10- 6	104	6-4	48	152	66	66	7	7	
DIV. I NON-CONF.	8- 3	68	4-1	139	230	70	70	7	7	
<hr/>										
TOTALS	RPI 1-25	RPI 26-50	W-L RECORDS	RPI 51-100	RPI 101-150	RPI 150+				
10- 6	1- 0	0- 2	OVERALL	2- 2	1- 0	6- 2				
5- 3	1- 0	0- 2	HOME	2- 0	1- 0	1- 1				
4- 3	0- 0	0- 0	AWAY	0- 2	0- 0	4- 1				
1- 0	0- 0	0- 0	NEUTRAL	0- 0	0- 0	1- 0				
8- 3	0- 0	0- 0	NON-CONFERENCE	2- 1	1- 0	5- 2				
4- 1	0- 0	0- 0	HOME	2- 0	1- 0	1- 1				
3- 2	0- 0	0- 0	AWAY	0- 1	0- 0	3- 1				
1- 0	0- 0	0- 0	NEUTRAL	0- 0	0- 0	1- 0				
2- 3	1- 0	0- 2	CONFERENCE	0- 1	0- 0	1- 0				
1- 2	1- 0	0- 2	HOME	0- 0	0- 0	0- 0				
1- 1	0- 0	0- 0	AWAY	0- 1	0- 0	1- 0				
0- 0	0- 0	0- 0	NEUTRAL	0- 0	0- 0	0- 0				

RPI 1-25				RPI 26-50				RPI 51-100				Team's RPI: 66	RPI 101+			
RPI	S	Opponent	Score	RPI	S	Opponent	Score	RPI	S	Opponent	Score		RPI	S	Opponent	Score
3	H	Missouri St.	70 68	38	H	Drake	65 73	56	A	IUPUI	78 81		142	H	Tennessee Tech	76 65
				50	H	UNI	57 60	68	H	UT Martin	70 59		165	H	Memphis	66 70
								96	A	Loyola Chicago	49 51		171	A	Southeast Mo. St.	65 79
								99	H	Saint Louis	61 53		174	A	Eastern Mich.	85 54
													183	A	Valparaiso	67 51
													191	A	Northern Ill.	80 61
													206	H	Murray St.	76 66
													215	N	Western Ill.	79 65
													324	A	SIUE	103 67
LAST 10 Division I																
3	H	Missouri St.	70 68	38	H	Drake	65 73	56	A	IUPUI	78 81		142	H	Tennessee Tech	76 65
50	H	UNI	57 60	68	H	UT Martin	70 59	96	A	Loyola Chicago	49 51		165	H	Memphis	66 70
183	A	Valparaiso	67 51					99	H	Saint Louis	61 53		171	A	Southeast Mo. St.	65 79
													174	A	Eastern Mich.	85 54
													183	A	Valparaiso	67 51
													191	A	Northern Ill.	80 61
													206	H	Murray St.	76 66
													215	N	Western Ill.	79 65
													324	A	SIUE	103 67

Non-Div I Games:

Southern Ill.



Average RPI Win:	267	WON-LOST	WINNING	LAST 10	STRENGTH OF	OPP. STRENGTH	TEAM	ADJ.	CONF.	ADJ CONF.
Average RPI Loss:	126	RECORD	PCT. RANK	GAMES	SCHEDULE	OF SCHEDULE	RPI	RPI	RPI	RPI
DIV. I ONLY	9- 5	98	6-4	252	250	179	179	13	13	
DIV. I NON-CONF.	6- 3	90	3-2	289	228	182	182	14	14	
TOTALS	RPI 1-25	RPI 26-50	W-L RECORDS	RPI 51-100	RPI 101-150	RPI 150+				
9- 5	0- 1	0- 0	OVERALL	0- 0	1- 2	8- 2				
7- 2	0- 0	0- 0	HOME	0- 0	1- 1	6- 1				
2- 3	0- 1	0- 0	AWAY	0- 0	0- 1	2- 1				
0- 0	0- 0	0- 0	NEUTRAL	0- 0	0- 0	0- 0				
6- 3	0- 1	0- 0	NON-CONFERENCE	0- 0	1- 1	5- 1				
5- 1	0- 0	0- 0	HOME	0- 0	1- 1	4- 0				
1- 2	0- 1	0- 0	AWAY	0- 0	0- 0	1- 1				
0- 0	0- 0	0- 0	NEUTRAL	0- 0	0- 0	0- 0				
3- 2	0- 0	0- 0	CONFERENCE	0- 0	0- 1	3- 1				
2- 1	0- 0	0- 0	HOME	0- 0	0- 0	2- 1				
1- 1	0- 0	0- 0	AWAY	0- 0	0- 1	1- 0				
0- 0	0- 0	0- 0	NEUTRAL	0- 0	0- 0	0- 0				

RPI 1-25				RPI 26-50				RPI 51-100				RPI 101+ Team's RPI: 179			
RPI	S	Opponent	Score	RPI	S	Opponent	Score	RPI	S	Opponent	Score	RPI	S	Opponent	Score
14	A	Mississippi St.	58 91									125	A	Rice	64 75
												126	H	Tulane	58 62
												138	H	VCU	51 39
												158	A	Houston	60 75
												205	H	UTEP	72 89
												246	H	South Alabama	62 55
												248	A	North Texas	65 57
												254	H	Southeastern La.	62 54
												259	H	Louisiana Tech	66 60
												272	H	Ole Miss	59 53
												292	H	UTSA	82 65
												347	A	La.-Monroe	57 42
												351	H	Mississippi Val.	84 80
LAST 10 Division I															
125	A	Rice	64 75	158	A	Houston	60 75								
248	A	North Texas	65 57	246	H	South Alabama	62 55								
292	H	UTSA	82 65	126	H	Tulane	58 62								
205	H	UTEP	72 89	138	H	VCU	51 39								
259	H	Louisiana Tech	66 60	351	H	Mississippi Val.	84 80								

Non-Div I Games: Faulkner 71 59 William Carey 77 47

Southern Miss.

Loss, Non-Conf, S Site, H Home A Away N Neutral

Average RPI Win:	323	WON-LOST	WINNING	LAST 10	STRENGTH OF	OPP. STRENGTH	TEAM	ADJ.	CONF.	ADJ CONF.
Average RPI Loss:	97	RECORD	PCT. RANK	GAMES	SCHEDULE	OF SCHEDULE	RPI	RPI	RPI	RPI
DIV. I ONLY	4- 11	284	4-6	224	128	237	237	31	31	
DIV. I NON-CONF.	0- 9	338	0-4	14	35	250	250	29	29	
TOTALS	RPI 1-25	RPI 26-50	W-L RECORDS	RPI 51-100	RPI 101-150	RPI 150+				
4- 11	0- 0	0- 4	OVERALL	0- 3	0- 2	4- 2				
1- 1	0- 0	0- 0	HOME	0- 0	0- 0	1- 1				
3- 8	0- 0	0- 4	AWAY	0- 2	0- 2	3- 0				
0- 2	0- 0	0- 0	NEUTRAL	0- 1	0- 0	0- 1				
0- 9	0- 0	0- 4	NON-CONFERENCE	0- 2	0- 2	0- 1				
0- 0	0- 0	0- 0	HOME	0- 0	0- 0	0- 0				
0- 7	0- 0	0- 4	AWAY	0- 1	0- 2	0- 0				
0- 2	0- 0	0- 0	NEUTRAL	0- 1	0- 0	0- 1				
4- 2	0- 0	0- 0	CONFERENCE	0- 1	0- 0	4- 1				
1- 1	0- 0	0- 0	HOME	0- 0	0- 0	1- 1				
3- 1	0- 0	0- 0	AWAY	0- 1	0- 0	3- 0				
0- 0	0- 0	0- 0	NEUTRAL	0- 0	0- 0	0- 0				

RPI 1-25				RPI 26-50				RPI 51-100				RPI 101+				Team's RPI: 237	
RPI	S	Opponent	Score	RPI	S	Opponent	Score	RPI	S	Opponent	Score	RPI	S	Opponent	Score		
				35	A	Rutgers	58 78	65	A	Iowa St.	36 69	114	A	Fordham	52 65		
				44	A	Oklahoma St.	59 72	73	N	Washington St.	54 69	132	A	Wichita St.	63 69		
				47	A	Nebraska	39 73	95	A	Texas Southern	56 61	167	H	Jackson St.	51 72		
				49	A	Texas	39 93					245	N	UNC Asheville	34 53		
												299	A	Prairie View	68 48		
												304	A	Ark.-Pine Bluff	70 43		
												337	H	Grambling	81 57		
												351	A	Mississippi Val.	84 54		
LAST 10 Division I																	
				351	A	Mississippi Val.	84 54	95	A	Texas Southern	56 61						
				304	A	Ark.-Pine Bluff	70 43	245	N	UNC Asheville	34 53						
				167	H	Jackson St.	51 72	73	N	Washington St.	54 69						
				337	H	Grambling	81 57	44	A	Oklahoma St.	59 72						
				299	A	Prairie View	68 48	114	A	Fordham	52 65						

Non-Div I Games: Tougaloo 100 39 Wiley 78 55

Southern U.

## Southern Utah

Through Games Of Jan. 21, 2020

Average RPI Win:	242	WON-LOST	WINNING	LAST 10	STRENGTH OF	OPP. STRENGTH	TEAM	ADJ.	CONF.	ADJ CONF.
Average RPI Loss:	201	RECORD	PCT. RANK	GAMES	SCHEDULE	OF SCHEDULE	RPI	RPI	RPI	RPI
DIV. I ONLY	8- 7	159	5-5	257	283	197	197	21	21	
DIV. I NON-CONF.	6- 3	90	3-1	248	293	127	127	17	17	
TOTALS	RPI 1-25	RPI 26-50	W-L RECORDS	RPI 51-100	RPI 101-150	RPI 150+				
8- 7	0- 1	0- 0	OVERALL	0- 0	0- 1	8- 5				
7- 0	0- 0	0- 0	HOME	0- 0	0- 0	7- 0				
1- 7	0- 1	0- 0	AWAY	0- 0	0- 1	1- 5				
0- 0	0- 0	0- 0	NEUTRAL	0- 0	0- 0	0- 0				
6- 3	0- 1	0- 0	NON-CONFERENCE	0- 0	0- 0	6- 2				
5- 0	0- 0	0- 0	HOME	0- 0	0- 0	5- 0				
1- 3	0- 1	0- 0	AWAY	0- 0	0- 0	1- 2				
0- 0	0- 0	0- 0	NEUTRAL	0- 0	0- 0	0- 0				
2- 4	0- 0	0- 0	CONFERENCE	0- 0	0- 1	2- 3				
2- 0	0- 0	0- 0	HOME	0- 0	0- 0	2- 0				
0- 4	0- 0	0- 0	AWAY	0- 0	0- 1	0- 3				
0- 0	0- 0	0- 0	NEUTRAL	0- 0	0- 0	0- 0				

RPI 1-25				RPI 26-50				RPI 51-100				RPI 101+ Team's RPI: 197			
RPI	S	Opponent	Score	RPI	S	Opponent	Score	RPI	S	Opponent	Score	RPI	S	Opponent	Score
10	A	Oregon St.	45 95									109	A	Montana St.	65 91
												166	A	Montana	74 81
												170	H	Portland St.	71 58
												194	H	UNLV	72 68
												210	A	Northern Ariz.	76 84
												222	H	Cal St. Fullerton	79 63
												235	H	UC Riverside	79 68
												243	H	Oral Roberts	72 58
												265	H	UC Irvine	82 68
												277	A	Grand Canyon	65 69
												283	H	Idaho St.	72 65
												295	A	Denver	73 81
												321	A	Utah Valley	71 58
												340	A	Sacramento St.	82 87
LAST 10 Division I															
340	A	Sacramento St.	82 87	170	H	Portland St.	71 58								
210	A	Northern Ariz.	76 84	235	H	UC Riverside	79 68								
283	H	Idaho St.	72 65	295	A	Denver	73 81								
109	A	Montana St.	65 91	265	H	UC Irvine	82 68								
166	A	Montana	74 81	243	H	Oral Roberts	72 58								

Non-Div I Games:

Southern Utah

■ Loss, 
 ■ Non-Conf, 
 ■ S Site, 
 ■ Home 
 ■ A Away 
 N Neutral

Average RPI Win:	206	WON-LOST	WINNING	LAST 10	STRENGTH OF	OPP. STRENGTH	TEAM	ADJ.	CONF.	ADJ CONF.
Average RPI Loss:	147	RECORD	PCT. RANK	GAMES	SCHEDULE	OF SCHEDULE	RPI	RPI	RPI	RPI
DIV. I ONLY	4- 14	306	3-7	110	232	281	281	12	12	
DIV. I NON-CONF.	3- 10	282	2-3	125	285	290	290	12	12	
TOTALS	RPI 1-25	RPI 26-50	W-L RECORDS	RPI 51-100	RPI 101-150	RPI 150+				
4- 14	0- 0	0- 1	OVERALL	0- 3	1- 3	3- 7				
3- 6	0- 0	0- 1	HOME	0- 1	0- 1	3- 3				
0- 7	0- 0	0- 0	AWAY	0- 2	0- 2	0- 3				
1- 1	0- 0	0- 0	NEUTRAL	0- 0	1- 0	0- 1				
3- 10	0- 0	0- 1	NON-CONFERENCE	0- 2	1- 1	2- 6				
2- 5	0- 0	0- 1	HOME	0- 1	0- 0	2- 3				
0- 4	0- 0	0- 0	AWAY	0- 1	0- 1	0- 2				
1- 1	0- 0	0- 0	NEUTRAL	0- 0	1- 0	0- 1				
1- 4	0- 0	0- 0	CONFERENCE	0- 1	0- 2	1- 1				
1- 1	0- 0	0- 0	HOME	0- 0	0- 1	1- 0				
0- 3	0- 0	0- 0	AWAY	0- 1	0- 1	0- 1				
0- 0	0- 0	0- 0	NEUTRAL	0- 0	0- 0	0- 0				

RPI 1-25				RPI 26-50				RPI 51-100				RPI 101+				Team's RPI: 281	
RPI	S	Opponent	Score	RPI	S	Opponent	Score	RPI	S	Opponent	Score	RPI	S	Opponent	Score		
				46	H	St. John's (NY)	56 68	58	A	Bucknell	60 68	104	A	Kent St.	58 81		
								79	H	Buffalo	36 46	114	A	Fordham	53 79		
								99	A	Saint Louis	51 72	118	H	Massachusetts	52 62		
												134	N	Wright St.	57 56		
												154	H	Cornell	42 70		
												169	N	Saint Mary's (CA)	57 72		
												187	H	Cleveland St.	62 65		
												198	H	Akron	54 63		
												199	A	Binghamton	67 78		
												202	A	La Salle	61 67		
												209	H	George Mason	62 47		
												216	H	Niagara	71 67		
												264	H	Oakland	80 66		
												330	A	Canisius	82 84		
LAST 10 Division I																	
				202	A	La Salle	61 67	154	H	Cornell	42 70						
				99	A	Saint Louis	51 72	169	N	Saint Mary's (CA)	57 72						
				209	H	George Mason	62 47	134	N	Wright St.	57 56						
				118	H	Massachusetts	52 62	264	H	Oakland	80 66						
				114	A	Fordham	53 79	79	H	Buffalo	36 46						

Non-Div I Games:

St. Bonaventure

St. Francis Brooklyn

Through Games Of Jan. 21, 2020

Average RPI Win:	302	WON-LOST	WINNING	LAST 10	STRENGTH OF	OPP. STRENGTH	TEAM	ADJ.	CONF.	ADJ CONF.
Average RPI Loss:	180	RECORD	PCT. RANK	GAMES	SCHEDULE	OF SCHEDULE	RPI	RPI	RPI	RPI
DIV. I ONLY	4- 12	292	2-8	256	292	305	305	29	29	
DIV. I NON-CONF.	3- 7	252	1-3	194	238	260	260	30	30	
TOTALS	RPI 1-25	RPI 26-50	W-L RECORDS	RPI 51-100	RPI 101-150	RPI 150+				
4- 12	0- 1	0- 1	OVERALL	0- 1	0- 3	4- 6				
3- 2	0- 0	0- 0	HOME	0- 0	0- 1	3- 1				
1- 8	0- 1	0- 1	AWAY	0- 1	0- 1	1- 4				
0- 2	0- 0	0- 0	NEUTRAL	0- 0	0- 1	0- 1				
3- 7	0- 1	0- 1	NON-CONFERENCE	0- 1	0- 2	3- 2				
2- 1	0- 0	0- 0	HOME	0- 0	0- 1	2- 0				
1- 4	0- 1	0- 1	AWAY	0- 1	0- 0	1- 1				
0- 2	0- 0	0- 0	NEUTRAL	0- 0	0- 1	0- 1				
1- 5	0- 0	0- 0	CONFERENCE	0- 0	0- 1	1- 4				
1- 1	0- 0	0- 0	HOME	0- 0	0- 0	1- 1				
0- 4	0- 0	0- 0	AWAY	0- 0	0- 1	0- 3				
0- 0	0- 0	0- 0	NEUTRAL	0- 0	0- 0	0- 0				

RPI 1-25				RPI 26-50				RPI 51-100				RPI 101+ Team's RPI: 305			
RPI	S	Opponent	Score	RPI	S	Opponent	Score	RPI	S	Opponent	Score	RPI	S	Opponent	Score
21	A	Princeton	44 76	39	A	Marquette	71 92	82	A	Boston College	69 106	101	H	Stony Brook	73 86
												117	N	Pacific	62 71
												131	A	Robert Morris	44 69
												212	A	Mt. St. Mary's	60 69
												226	A	Saint Francis (PA)	72 82
												263	H	Army West Point	70 64
												270	A	Wagner	66 74
												278	H	Loyola Maryland	89 78
												294	N	Ga. Southern	47 78
												320	A	Albany (NY)	49 41
												328	A	NJIT	69 88
												336	H	Fairleigh Dickinson	57 62
												348	H	LIU Brooklyn	88 63
LAST 10 Division I															
212	A	Mt. St. Mary's	60 69	336	H	Fairleigh Dickinson	57 62								
270	A	Wagner	66 74	294	N	Ga. Southern	47 78								
131	A	Robert Morris	44 69	117	N	Pacific	62 71								
226	A	Saint Francis (PA)	72 82	320	A	Albany (NY)	49 41								
348	H	LIU Brooklyn	88 63	21	A	Princeton	44 76								

Non-Div I Games: East Stroudsburg 84 62

St. Francis Brooklyn

Loss, Non-Conf, S Site, H Home A Away N Neutral

Average RPI Win: 162		WON-LOST	WINNING	LAST 10	STRENGTH OF		OPP. STRENGTH	TEAM	ADJ.	CONF.	ADJ CONF.
Average RPI Loss: 64		RECORD	PCT. RANK	GAMES	SCHEDULE		OF SCHEDULE	RPI	RPI	RPI	RPI
DIV. I ONLY		12- 7	100	6-4	45		75	46	46	6	6
DIV. I NON-CONF.		7- 4	100	1-1	31		163	45	45	6	6
TOTALS		RPI 1-25	RPI 26-50		W-L RECORDS		RPI 51-100	RPI 101-150		RPI 150+	
12- 7	1- 2	1- 2		OVERALL		1- 2	3- 0		6- 1		
8- 1	1- 0	0- 0		HOME		1- 1	2- 0		4- 0		
4- 5	0- 2	1- 2		AWAY		0- 0	1- 0		2- 1		
0- 1	0- 0	0- 0		NEUTRAL		0- 1	0- 0		0- 0		
7- 4	0- 1	1- 1		NON-CONFERENCE		1- 1	1- 0		4- 1		
5- 0	0- 0	0- 0		HOME		1- 0	1- 0		3- 0		
2- 3	0- 1	1- 1		AWAY		0- 0	0- 0		1- 1		
0- 1	0- 0	0- 0		NEUTRAL		0- 1	0- 0		0- 0		
5- 3	1- 1	0- 1		CONFERENCE		0- 1	2- 0		2- 0		
3- 1	1- 0	0- 0		HOME		0- 1	1- 0		1- 0		
2- 2	0- 1	0- 1		AWAY		0- 0	1- 0		1- 0		
0- 0	0- 0	0- 0		NEUTRAL		0- 0	0- 0		0- 0		

RPI 1-25				RPI 26-50				Team's RPI: 46				RPI 51-100				RPI 101+			
RPI	S	Opponent	Score	RPI	S	Opponent	Score	RPI	S	Opponent	Score	RPI	S	Opponent	Score	RPI	S	Opponent	Score
13	A	DePaul	69 74	39	A	Marquette	85 94	56	N	IUPUI	78 85	110	H	Providence	64 58				
19	A	Florida St.	70 74	40	A	James Madison	73 76	60	H	Wake Forest	82 74	113	A	Butler	67 42				
22	H	Creighton	63 58	45	A	Yale	80 66	89	H	Villanova	62 67	118	H	Massachusetts	82 71				
																194	A	UNLV	75 79
																218	A	Xavier	75 67
																233	H	Georgetown	71 54
																238	H	Lafayette	76 44
																244	H	Fairfield	71 69
																263	H	Army West Point	96 60
																281	A	St. Bonaventure	68 56
LAST 10 Division I																			
				22	H	Creighton	63 58					233	H	Georgetown	71 54				
				110	H	Providence	64 58					113	A	Butler	67 42				
				13	A	DePaul	69 74					218	A	Xavier	75 67				
				39	A	Marquette	85 94					244	H	Fairfield	71 69				
				89	H	Villanova	62 67					19	A	Florida St.	70 74				

Non-Div I Games:

St. John's (NY)

■ Loss, ■ Non-Conf, S Site, H Home A Away N Neutral

Average RPI Win: <b>120</b>	WON-LOST	WINNING	LAST 10	STRENGTH OF	OPP. STRENGTH	TEAM	ADJ.	CONF.	ADJ CONF.
Average RPI Loss: <b>28</b>	RECORD	PCT. RANK	GAMES	SCHEDULE	OF SCHEDULE	RPI	RPI	RPI	RPI
DIV. I ONLY	<b>16- 2</b>	<b>11</b>	<b>8-2</b>	<b>16</b>	<b>10</b>	<b>5</b>	<b>5</b>	<b>1</b>	<b>1</b>
DIV. I NON-CONF.	<b>11- 1</b>	<b>13</b>	<b>3-1</b>	<b>38</b>	<b>38</b>	<b>6</b>	<b>6</b>	<b>1</b>	<b>1</b>
TOTALS	RPI 1-25	RPI 26-50	W-L RECORDS	RPI 51-100	RPI 101-150	RPI 150+			
16- 2	3- 1	1- 1	OVERALL	6- 0	1- 0	5- 0			
10- 0	1- 0	1- 0	HOME	4- 0	1- 0	3- 0			
3- 2	1- 1	0- 1	AWAY	1- 0	0- 0	1- 0			
3- 0	1- 0	0- 0	NEUTRAL	1- 0	0- 0	1- 0			
11- 1	2- 0	1- 1	NON-CONFERENCE	3- 0	0- 0	5- 0			
7- 0	1- 0	1- 0	HOME	2- 0	0- 0	3- 0			
1- 1	0- 0	0- 1	AWAY	0- 0	0- 0	1- 0			
3- 0	1- 0	0- 0	NEUTRAL	1- 0	0- 0	1- 0			
5- 1	1- 1	0- 0	CONFERENCE	3- 0	1- 0	0- 0			
3- 0	0- 0	0- 0	HOME	2- 0	1- 0	0- 0			
2- 1	1- 1	0- 0	AWAY	1- 0	0- 0	0- 0			
0- 0	0- 0	0- 0	NEUTRAL	0- 0	0- 0	0- 0			

RPI	S	Opponent	Score	RPI	S	Opponent	Score	RPI	S	Opponent	Score	RPI	S	Opponent	Score
7	A	Oregon	55 <b>87</b>	29	H	Ohio St.	71 52	64	H	Tennessee	78 51	103	H	Washington	77 56
9	H	Gonzaga	76 70	49	A	Texas	64 <b>69</b>	73	H	Washington St.	77 58	200	H	Northern Colo.	90 36
10	A	Oregon St.	61 58					79	H	Buffalo	88 69	221	H	UC Davis	67 55
14	N	Mississippi St.	67 62					93	N	Syracuse	77 59	231	A	San Francisco	97 71
								98	A	California	79 65	289	H	Eastern Wash.	92 27
								98	H	California	73 40	301	N	California Baptist	83 78
LAST 10 Division I															
10	A	Oregon St.	61 58	73	H	Washington St.	77 58								
7	A	Oregon	55 <b>87</b>	221	H	UC Davis	67 55								
98	A	California	79 65	49	A	Texas	64 <b>69</b>								
98	H	California	73 40	64	H	Tennessee	78 51								
103	H	Washington	77 56	29	H	Ohio St.	71 52								

Non-Div I Games:

Stanford

Average RPI Win:	258	WON-LOST	WINNING	LAST 10	STRENGTH OF	OPP. STRENGTH	TEAM	ADJ.	CONF.	ADJ CONF.
Average RPI Loss:	135	RECORD	PCT. RANK	GAMES	SCHEDULE	OF SCHEDULE	RPI	RPI	RPI	RPI
DIV. I ONLY	4- 11	284	3-7	92	255	229	229	16	16	
DIV. I NON-CONF.	3- 7	252	2-3	106	239	229	229	16	16	
TOTALS	RPI 1-25	RPI 26-50	W-L RECORDS	RPI 51-100	RPI 101-150	RPI 150+				
4- 11	0- 1	0- 1	OVERALL	0- 2	0- 2	4- 5				
2- 4	0- 0	0- 1	HOME	0- 0	0- 1	2- 2				
2- 6	0- 1	0- 0	AWAY	0- 2	0- 1	2- 2				
0- 1	0- 0	0- 0	NEUTRAL	0- 0	0- 0	0- 1				
3- 7	0- 1	0- 0	NON-CONFERENCE	0- 2	0- 2	3- 2				
2- 2	0- 0	0- 0	HOME	0- 0	0- 1	2- 1				
1- 4	0- 1	0- 0	AWAY	0- 2	0- 1	1- 0				
0- 1	0- 0	0- 0	NEUTRAL	0- 0	0- 0	0- 1				
1- 4	0- 0	0- 1	CONFERENCE	0- 0	0- 0	1- 3				
0- 2	0- 0	0- 1	HOME	0- 0	0- 0	0- 1				
1- 2	0- 0	0- 0	AWAY	0- 0	0- 0	1- 2				
0- 0	0- 0	0- 0	NEUTRAL	0- 0	0- 0	0- 0				

RPI 1-25				RPI 26-50				RPI 51-100				RPI 101+ Team's RPI: 229			
RPI	S	Opponent	Score	RPI	S	Opponent	Score	RPI	S	Opponent	Score	RPI	S	Opponent	Score
20	A	Kentucky	48 67	31	H	FGCU	47 89	61	A	UCF	40 66	120	A	Penn	41 81
								64	A	Tennessee	46 73	133	H	Holy Cross	63 75
												162	A	North Ala.	57 68
												182	H	Bethune-Cookman	55 59
												208	H	Tulsa	66 60
												226	N	Saint Francis (PA)	73 78
												227	A	Kennesaw St.	67 61
												236	A	Jacksonville	52 57
												251	H	Lipscomb	59 65
												266	A	Morehead St.	58 55
												330	H	Canisius	68 52
LAST 10 Division I															
162	A	North Ala.	57 68	133	H	Holy Cross	63 75								
236	A	Jacksonville	52 57	182	H	Bethune-Cookman	55 59								
31	H	FGCU	47 89	330	H	Canisius	68 52								
251	H	Lipscomb	59 65	208	H	Tulsa	66 60								
227	A	Kennesaw St.	67 61	120	A	Penn	41 81								

Non-Div I Games: Palm Beach Atl. 77 46 Trinity Baptist 116 40 Fla. National 80 37

Stetson



Average RPI Win: 261		WON-LOST	WINNING	LAST 10	STRENGTH OF	OPP. STRENGTH	TEAM	ADJ.	CONF.	ADJ CONF.
Average RPI Loss: 34		RECORD	PCT. RANK	GAMES	SCHEDULE	OF SCHEDULE	RPI	RPI	RPI	RPI
DIV. I ONLY		17- 1	4	10-0	337	252	101	101	28	28
DIV. I NON-CONF.		11- 1	13	4-0	307	246	76	76	27	27
TOTALS		RPI 1-25	RPI 26-50	W-L RECORDS	RPI 51-100	RPI 101-150	RPI 150+			
17- 1	0- 0		0- 1	OVERALL	1- 0	1- 0	15- 0			
8- 0	0- 0		0- 0	HOME	1- 0	0- 0	7- 0			
7- 1	0- 0		0- 1	AWAY	0- 0	0- 0	7- 0			
2- 0	0- 0		0- 0	NEUTRAL	0- 0	1- 0	1- 0			
11- 1	0- 0		0- 1	NON-CONFERENCE	1- 0	1- 0	9- 0			
4- 0	0- 0		0- 0	HOME	1- 0	0- 0	3- 0			
5- 1	0- 0		0- 1	AWAY	0- 0	0- 0	5- 0			
2- 0	0- 0		0- 0	NEUTRAL	0- 0	1- 0	1- 0			
6- 0	0- 0		0- 0	CONFERENCE	0- 0	0- 0	6- 0			
4- 0	0- 0		0- 0	HOME	0- 0	0- 0	4- 0			
2- 0	0- 0		0- 0	AWAY	0- 0	0- 0	2- 0			
0- 0	0- 0		0- 0	NEUTRAL	0- 0	0- 0	0- 0			

RPI 1-25				RPI 26-50				RPI 51-100				RPI 101+				Team's RPI: 101	
RPI	S	Opponent	Score	RPI	S	Opponent	Score	RPI	S	Opponent	Score	RPI	S	Opponent	Score		
				34	A	Arkansas	58 88	58	H	Bucknell	78 73	129	N	Western Mich.	50 47		
												207	H	Iona	59 40		
												213	H	Manhattan	59 54		
												252	H	Maine	73 69		
												255	H	Vermont	67 49		
												267	N	Morgan St.	63 56		
												270	A	Wagner	66 45		
												271	H	Sacred Heart	54 50		
												280	A	New Hampshire	53 44		
												300	A	Pittsburgh	59 56		
												305	A	St. Francis Brooklyn	86 73		
												315	A	Hofstra	81 38		
												316	H	UMBC	57 45		
												320	A	Albany (NY)	73 53		
												335	H	Hartford	66 55		
												348	A	LIU Brooklyn	80 49		
LAST 10 Division I																	
				320	A	Albany (NY)	73 53	316	H	UMBC	57 45						
				335	H	Hartford	66 55	58	H	Bucknell	78 73						
				280	A	New Hampshire	53 44	129	N	Western Mich.	50 47						
				255	H	Vermont	67 49	267	N	Morgan St.	63 56						
				252	H	Maine	73 69	270	A	Wagner	66 45						

Non-Div I Games:	Molloy	66	49
------------------	--------	----	----

## Stony Brook

■ Loss, ■ Non-Conf, S Site, H Home A Away N Neutral

Average RPI Win:	189	WON-LOST	WINNING	LAST 10	STRENGTH OF	OPP. STRENGTH	TEAM	ADJ.	CONF.	ADJ CONF.
Average RPI Loss:	47	RECORD	PCT. RANK	GAMES	SCHEDULE	OF SCHEDULE	RPI	RPI	RPI	RPI
DIV. I ONLY	9- 8	161	5-5	52	19	93	93	5	5	
DIV. I NON-CONF.	6- 5	151	2-2	78	50	123	123	3	3	
TOTALS	RPI 1-25	RPI 26-50	W-L RECORDS	RPI 51-100	RPI 101-150	RPI 150+				
9- 8	1- 3	0- 2	OVERALL	2- 2	1- 0	5- 1				
6- 2	1- 1	0- 1	HOME	1- 0	1- 0	3- 0				
1- 3	0- 1	0- 0	AWAY	0- 2	0- 0	1- 0				
2- 3	0- 1	0- 1	NEUTRAL	1- 0	0- 0	1- 1				
6- 5	0- 2	0- 1	NON-CONFERENCE	2- 1	0- 0	4- 1				
4- 1	0- 1	0- 0	HOME	1- 0	0- 0	3- 0				
0- 1	0- 0	0- 0	AWAY	0- 1	0- 0	0- 0				
2- 3	0- 1	0- 1	NEUTRAL	1- 0	0- 0	1- 1				
3- 3	1- 1	0- 1	CONFERENCE	0- 1	1- 0	1- 0				
2- 1	1- 0	0- 1	HOME	0- 0	1- 0	0- 0				
1- 2	0- 1	0- 0	AWAY	0- 1	0- 0	1- 0				
0- 0	0- 0	0- 0	NEUTRAL	0- 0	0- 0	0- 0				

RPI	S	Opponent	Score	RPI	S	Opponent	Score	RPI	S	Opponent	Score	RPI	S	Opponent	Score
1	A	Louisville	58 62	28	N	West Virginia	69 71	52	A	Michigan	76 84	115	H	Notre Dame	74 63
5	N	Stanford	59 77	41	H	Georgia Tech	64 82	53	A	Miami (FL)	62 77	158	N	Houston	87 62
7	H	Oregon	64 81					75	N	Michigan St.	77 63	185	N	Green Bay	73 79
19	H	Florida St.	90 89					76	H	Ohio	66 54	300	A	Pittsburgh	69 51
												316	H	UMBC	82 48
												320	H	Albany (NY)	75 53
												322	H	UMES	65 50
LAST 10 Division I															
300	A	Pittsburgh	69 51	1	A	Louisville	58 62								
41	H	Georgia Tech	64 82	28	N	West Virginia	69 71								
53	A	Miami (FL)	62 77	75	N	Michigan St.	77 63								
115	H	Notre Dame	74 63	316	H	UMBC	82 48								
19	H	Florida St.	90 89	52	A	Michigan	76 84								

Non-Div I Games:

Syracuse

■ Loss, 
 ■ Non-Conf, 
 ■ S Site, 
 ■ H Home 
 ■ A Away 
 N Neutral

Average RPI Win:	145	WON-LOST	WINNING	LAST 10	STRENGTH OF	OPP. STRENGTH	TEAM	ADJ.	CONF.	ADJ CONF.
Average RPI Loss:	84	RECORD	PCT. RANK	GAMES	SCHEDULE	OF SCHEDULE	RPI	RPI	RPI	RPI
DIV. I ONLY	13- 3	31	7-3	53	55	24	24	3	3	
DIV. I NON-CONF.	9- 2	39	3-2	140	68	36	36	4	4	
TOTALS	RPI 1-25	RPI 26-50	W-L RECORDS	RPI 51-100	RPI 101-150	RPI 150+				
13- 3	0- 1	2- 0	OVERALL	4- 1	2- 0	5- 1				
8- 1	0- 0	0- 0	HOME	3- 0	2- 0	3- 1				
5- 2	0- 1	2- 0	AWAY	1- 1	0- 0	2- 0				
0- 0	0- 0	0- 0	NEUTRAL	0- 0	0- 0	0- 0				
9- 2	0- 1	0- 0	NON-CONFERENCE	2- 1	2- 0	5- 0				
7- 0	0- 0	0- 0	HOME	2- 0	2- 0	3- 0				
2- 2	0- 1	0- 0	AWAY	0- 1	0- 0	2- 0				
0- 0	0- 0	0- 0	NEUTRAL	0- 0	0- 0	0- 0				
4- 1	0- 0	2- 0	CONFERENCE	2- 0	0- 0	0- 1				
1- 1	0- 0	0- 0	HOME	1- 0	0- 0	0- 1				
3- 0	0- 0	2- 0	AWAY	1- 0	0- 0	0- 0				
0- 0	0- 0	0- 0	NEUTRAL	0- 0	0- 0	0- 0				

RPI 1-25				Team's RPI: 24		RPI 26-50				RPI 51-100				RPI 101+			
RPI	S	Opponent	Score	RPI	S	Opponent	Score	RPI	S	Opponent	Score	RPI	S	Opponent	Score		
18	A	Texas A&M	68 70	26	A	Oklahoma	82 63	54	A	Middle Tenn.	70 82	131	H	Robert Morris	66 61		
				49	A	Texas	65 63	65	A	Iowa St.	77 74	149	H	Auburn	80 65		
								70	H	Kansas	73 59	154	H	Cornell	59 49		
								76	H	Ohio	79 72	181	H	Texas Tech	76 80		
								97	H	Boise St.	77 65	211	A	SMU	57 56		
												263	A	Army West Point	66 52		
												291	H	Texas St.	79 52		
												303	H	Nicholls St.	72 47		
LAST 10 Division I																	
				26	A	Oklahoma	82 63					54	A	Middle Tenn.	70 82		
				65	A	Iowa St.	77 74					291	H	Texas St.	79 52		
				70	H	Kansas	73 59					76	H	Ohio	79 72		
				181	H	Texas Tech	76 80					18	A	Texas A&M	68 70		
				49	A	Texas	65 63					149	H	Auburn	80 65		

Non-Div I Games:

TCU

Average RPI Win:	161	WON-LOST	WINNING	LAST 10	STRENGTH OF	OPP. STRENGTH	TEAM	ADJ.	CONF.	ADJ CONF.
Average RPI Loss:	64	RECORD	PCT. RANK	GAMES	SCHEDULE	OF SCHEDULE	RPI	RPI	RPI	RPI
DIV. I ONLY	11- 7	111	7-3	31	62	57	57	9	9	
DIV. I NON-CONF.	7- 5	130	3-2	25	53	62	62	9	9	
TOTALS	RPI 1-25	RPI 26-50	W-L RECORDS	RPI 51-100	RPI 101-150	RPI 150+				
11- 7	0- 3	0- 1	OVERALL	2- 1	2- 1	7- 1				
6- 3	0- 2	0- 1	HOME	1- 0	2- 0	3- 0				
5- 2	0- 0	0- 0	AWAY	1- 0	0- 1	4- 1				
0- 2	0- 1	0- 0	NEUTRAL	0- 1	0- 0	0- 0				
7- 5	0- 2	0- 1	NON-CONFERENCE	2- 1	1- 0	4- 1				
4- 2	0- 1	0- 1	HOME	1- 0	1- 0	2- 0				
3- 1	0- 0	0- 0	AWAY	1- 0	0- 0	2- 1				
0- 2	0- 1	0- 0	NEUTRAL	0- 1	0- 0	0- 0				
4- 2	0- 1	0- 0	CONFERENCE	0- 0	1- 1	3- 0				
2- 1	0- 1	0- 0	HOME	0- 0	1- 0	1- 0				
2- 1	0- 0	0- 0	AWAY	0- 0	0- 1	2- 0				
0- 0	0- 0	0- 0	NEUTRAL	0- 0	0- 0	0- 0				

RPI S	Opponent	Score	RPI S	Opponent	Score	RPI S	Opponent	Score	RPI S	Opponent	Score
2	H South Carolina	71 78	31	H FGCU	67 93	58	A Bucknell	72 61	102	H South Fla.	69 66
4	H UConn	54 83				74	N North Carolina	58 71	105	H Duquesne	85 72
22	N Creighton	59 69				89	H Villanova	74 69	132	A Wichita St.	70 72
									158	A Houston	61 58
									176	A Towson	74 59
									184	A Saint Joseph's	63 67
									202	A La Salle	72 69
									208	A Tulsa	74 65
									211	H SMU	85 62
									218	H Xavier	78 65
									244	H Fairfield	77 59
LAST 10 Division I											
132	A Wichita St.	70 72	202	A La Salle	72 69						
102	H South Fla.	69 66	31	H FGCU	67 93						
211	H SMU	85 62	89	H Villanova	74 69						
158	A Houston	61 58	2	H South Carolina	71 78						
208	A Tulsa	74 65	176	A Towson	74 59						

Non-Div I Games:

Temple

## Tennessee

Through Games Of Jan. 21, 2020

Average RPI Win:	207	WON-LOST	WINNING	LAST 10	STRENGTH OF	OPP. STRENGTH	TEAM	ADJ.	CONF.	ADJ CONF.
Average RPI Loss:	25	RECORD	PCT. RANK	GAMES	SCHEDULE	OF SCHEDULE	RPI	RPI	RPI	RPI
DIV. I ONLY	15- 3	21	8-2	239	72	64	64	4	4	
DIV. I NON-CONF.	10- 2	30	3-1	309	131	115	115	5	5	
TOTALS	RPI 1-25	RPI 26-50	W-L RECORDS	RPI 51-100	RPI 101-150	RPI 150+				
15- 3	0- 2	0- 1	OVERALL	2- 0	3- 0	10- 0				
10- 1	0- 0	0- 1	HOME	2- 0	1- 0	7- 0				
5- 2	0- 2	0- 0	AWAY	0- 0	2- 0	3- 0				
0- 0	0- 0	0- 0	NEUTRAL	0- 0	0- 0	0- 0				
10- 2	0- 1	0- 1	NON-CONFERENCE	0- 0	1- 0	9- 0				
7- 1	0- 0	0- 1	HOME	0- 0	0- 0	7- 0				
3- 1	0- 1	0- 0	AWAY	0- 0	1- 0	2- 0				
0- 0	0- 0	0- 0	NEUTRAL	0- 0	0- 0	0- 0				
5- 1	0- 1	0- 0	CONFERENCE	2- 0	2- 0	1- 0				
3- 0	0- 0	0- 0	HOME	2- 0	1- 0	0- 0				
2- 1	0- 1	0- 0	AWAY	0- 0	1- 0	1- 0				
0- 0	0- 0	0- 0	NEUTRAL	0- 0	0- 0	0- 0				

RPI 1-25				RPI 26-50				RPI 51-100				RPI 101+			
RPI	S	Opponent	Score	RPI	S	Opponent	Score	RPI	S	Opponent	Score	RPI	S	Opponent	Score
5	A	Stanford	51 78	49	H	Texas	60 66	67	H	Alabama	65 63	115	A	Notre Dame	74 63
20	A	Kentucky	76 80					86	H	Georgia	73 56	139	A	Florida	78 50
												147	H	Missouri	77 66
												170	A	Portland St.	88 61
												220	H	Central Ark.	63 36
												229	H	Stetson	73 46
												230	A	ETSU	72 68
												232	H	Howard	88 38
												257	H	Colorado St.	79 41
												272	A	Ole Miss	84 28
												304	H	Ark.-Pine Bluff	92 51
												309	H	Air Force	81 54
												331	H	Tennessee St.	73 43
LAST 10 Division I															
				67	H	Alabama	65 63	147	H	Missouri	77 66				
				139	A	Florida	78 50	232	H	Howard	88 38				
				86	H	Georgia	73 56	170	A	Portland St.	88 61				
				272	A	Ole Miss	84 28	5	A	Stanford	51 78				
				20	A	Kentucky	76 80	257	H	Colorado St.	79 41				

Non-Div I Games:

Tennessee

■ Loss, 
■ Non-Conf, 
■ S Site, 
■ H Home 
■ A Away 
N Neutral

## Tennessee St.

Through Games Of Jan. 21, 2020

Average RPI Win:	0	WON-LOST	WINNING	LAST 10	STRENGTH OF	OPP. STRENGTH	TEAM	ADJ.	CONF.	ADJ CONF.
Average RPI Loss:	188	RECORD	PCT. RANK	GAMES	SCHEDULE	OF SCHEDULE	RPI	RPI	RPI	RPI
DIV. I ONLY	0- 14	349	0-10	141	330	331	331	18	18	
DIV. I NON-CONF.	0- 8	338	0-4	62	315	309	309	21	21	
TOTALS	RPI 1-25	RPI 26-50	W-L RECORDS	RPI 51-100	RPI 101-150	RPI 150+				
0- 14	0- 0	0- 1	OVERALL	0- 3	0- 0	0- 10				
0- 9	0- 0	0- 0	HOME	0- 1	0- 0	0- 8				
0- 5	0- 0	0- 1	AWAY	0- 2	0- 0	0- 2				
0- 0	0- 0	0- 0	NEUTRAL	0- 0	0- 0	0- 0				
0- 8	0- 0	0- 1	NON-CONFERENCE	0- 2	0- 0	0- 5				
0- 5	0- 0	0- 0	HOME	0- 1	0- 0	0- 4				
0- 3	0- 0	0- 1	AWAY	0- 1	0- 0	0- 1				
0- 0	0- 0	0- 0	NEUTRAL	0- 0	0- 0	0- 0				
0- 6	0- 0	0- 0	CONFERENCE	0- 1	0- 0	0- 5				
0- 4	0- 0	0- 0	HOME	0- 0	0- 0	0- 4				
0- 2	0- 0	0- 0	AWAY	0- 1	0- 0	0- 1				
0- 0	0- 0	0- 0	NEUTRAL	0- 0	0- 0	0- 0				

RPI S	Opponent	Score	RPI S	Opponent	Score	RPI S	Opponent	Score	RPI S	Opponent	Score	Team's RPI: 331
			42 A	Arizona	42 77	63 H	Vanderbilt	55 106	153 H	Columbia	65 75	
						64 A	Tennessee	43 73	162 H	North Ala.	63 88	
						68 A	UT Martin	71 88	171 A	Southeast Mo. St.	54 83	
									246 A	South Alabama	48 70	
									249 H	Eastern Ill.	52 73	
									251 H	Lipscomb	64 74	
									260 H	Eastern Ky.	55 61	
									266 H	Morehead St.	47 84	
									311 H	Alcorn	57 62	
									324 H	SIUE	63 76	
LAST 10 Division I												
260 H	Eastern Ky.	55 61	249 H	Eastern Ill.	52 73							
266 H	Morehead St.	47 84	153 H	Columbia	65 75							
171 A	Southeast Mo. St.	54 83	42 A	Arizona	42 77							
68 A	UT Martin	71 88	251 H	Lipscomb	64 74							
324 H	SIUE	63 76	246 A	South Alabama	48 70							

Non-Div I Games: Wilberforce 83 65 Fisk 91 50

Tennessee St.

Loss, Non-Conf, S Site, H Home A Away N Neutral

Through Games Of Sun. 11/ 10/18										
Average RPI Win:	260	WON-LOST	WINNING	LAST 10	STRENGTH OF	OPP. STRENGTH	TEAM	ADJ.	CONF.	ADJ CONF.
Average RPI Loss:	94	RECORD	PCT. RANK	GAMES	SCHEDULE	OF SCHEDULE	RPI	RPI	RPI	RPI
DIV. I ONLY	11- 4	60	9-1	331	172	142	142	18	18	
DIV. I NON-CONF.	5- 4	140	3-1	342	63	226	226	21	21	
TOTALS	RPI 1-25	RPI 26-50	W-L RECORDS	RPI 51-100	RPI 101-150	RPI 150+				
11- 4	0- 0	0- 0	OVERALL	0- 3	0- 0	11- 1				
4- 0	0- 0	0- 0	HOME	0- 0	0- 0	4- 0				
6- 3	0- 0	0- 0	AWAY	0- 3	0- 0	6- 0				
1- 1	0- 0	0- 0	NEUTRAL	0- 0	0- 0	1- 1				
5- 4	0- 0	0- 0	NON-CONFERENCE	0- 3	0- 0	5- 1				
2- 0	0- 0	0- 0	HOME	0- 0	0- 0	2- 0				
2- 3	0- 0	0- 0	AWAY	0- 3	0- 0	2- 0				
1- 1	0- 0	0- 0	NEUTRAL	0- 0	0- 0	1- 1				
6- 0	0- 0	0- 0	CONFERENCE	0- 0	0- 0	6- 0				
2- 0	0- 0	0- 0	HOME	0- 0	0- 0	2- 0				
4- 0	0- 0	0- 0	AWAY	0- 0	0- 0	4- 0				
0- 0	0- 0	0- 0	NEUTRAL	0- 0	0- 0	0- 0				

RPI 1-25				RPI 26-50				RPI 51-100				RPI 101+				Team's RPI: 142	
RPI	S	Opponent	Score	RPI	S	Opponent	Score	RPI	S	Opponent	Score	RPI	S	Opponent	Score		
								54	A	Middle Tenn.	58 64	151	H	Austin Peay	58 49		
								63	A	Vanderbilt	61 75	163	A	Samford	72 57		
								66	A	Southern Ill.	65 76	191	N	Northern Ill.	74 82		
												206	H	Murray St.	77 72		
												249	A	Eastern Ill.	75 62		
												251	H	Lipscomb	78 58		
												260	A	Eastern Ky.	60 42		
												266	A	Morehead St.	75 55		
												312	N	Detroit Mercy	69 47		
												324	A	SIUE	65 50		
												327	A	Western Caro.	62 58		
												347	H	La.-Monroe	75 68		
LAST 10 Division I																	
				249	A	Eastern Ill.	75 62	260	A	Eastern Ky.	60 42						
				324	A	SIUE	65 50	251	H	Lipscomb	78 58						
				206	H	Murray St.	77 72	327	A	Western Caro.	62 58						
				151	H	Austin Peay	58 49	63	A	Vanderbilt	61 75						
				266	A	Morehead St.	75 55	312	N	Detroit Mercy	69 47						

Non-Div I Games:	Tenn. Wesleyan	94	45	Cumberland (TN)	88	51
------------------	----------------	----	----	-----------------	----	----

Tennessee Tech

■ Loss, ■ Non-Conf, S Site, H Home A Away N Neutral

Average RPI Win:	183	WON-LOST	WINNING	LAST 10	STRENGTH OF	OPP. STRENGTH	TEAM	ADJ.	CONF.	ADJ CONF.
Average RPI Loss:	66	RECORD	PCT. RANK	GAMES	SCHEDULE	OF SCHEDULE	RPI	RPI	RPI	RPI
DIV. I ONLY	11- 6	88	7-3	29	117	49	49	3	3	
DIV. I NON-CONF.	8- 4	90	4-1	79	168	80	80	4	4	
TOTALS	RPI 1-25	RPI 26-50	W-L RECORDS	RPI 51-100	RPI 101-150	RPI 150+				
11- 6	1- 2	0- 2	OVERALL	3- 0	0- 1	7- 1				
7- 2	1- 1	0- 1	HOME	1- 0	0- 0	5- 0				
3- 3	0- 0	0- 1	AWAY	2- 0	0- 1	1- 1				
1- 1	0- 1	0- 0	NEUTRAL	0- 0	0- 0	1- 0				
8- 4	1- 1	0- 1	NON-CONFERENCE	2- 0	0- 1	5- 1				
6- 1	1- 0	0- 1	HOME	1- 0	0- 0	4- 0				
1- 2	0- 0	0- 0	AWAY	1- 0	0- 1	0- 1				
1- 1	0- 1	0- 0	NEUTRAL	0- 0	0- 0	1- 0				
3- 2	0- 1	0- 1	CONFERENCE	1- 0	0- 0	2- 0				
1- 1	0- 1	0- 0	HOME	0- 0	0- 0	1- 0				
2- 1	0- 0	0- 1	AWAY	1- 0	0- 0	1- 0				
0- 0	0- 0	0- 0	NEUTRAL	0- 0	0- 0	0- 0				

RPI 1-25				RPI 26-50				Team's RPI: 49	RPI 51-100				RPI 101+			
RPI	S	Opponent	Score	RPI	S	Opponent	Score		RPI	S	Opponent	Score	RPI	S	Opponent	Score
5	H	Stanford	69 64	28	A	West Virginia	63 68		64	A	Tennessee	66 60	102	A	South Fla.	57 64
15	N	NC State	73 84	42	H	Arizona	58 83		65	A	Iowa St.	81 75	178	A	Kansas St.	71 63
24	H	TCU	63 65						76	H	Ohio	73 60	181	H	Texas Tech	92 66
													186	A	Hawaii	60 73
													237	H	Southern U.	93 39
													248	N	North Texas	63 57
													292	H	UTSA	84 53
													325	H	UTRGV	85 69
													344	H	Northwestern St.	91 49
LAST 10 Division I																
178	A	Kansas St.	71 63	344	H	Northwestern St.	91 49		5	H	Stanford	69 64				
181	H	Texas Tech	92 66	76	H	Ohio	73 60		64	A	Tennessee	66 60				
28	A	West Virginia	63 68	186	A	Hawaii	60 73									
65	A	Iowa St.	81 75													
24	H	TCU	63 65													

Non-Div I Games:

Texas

■ Loss, 
■ Non-Conf, 
■ S Site, 
■ H Home 
■ A Away 
N Neutral



Average RPI Win:	131	WON-LOST	WINNING	LAST 10	STRENGTH OF	OPP. STRENGTH	TEAM	ADJ.	CONF.	ADJ CONF.
Average RPI Loss:	21	RECORD	PCT. RANK	GAMES	SCHEDULE	OF SCHEDULE	RPI	RPI	RPI	RPI
DIV. I ONLY	15- 3	21	8-2	24	32	18	18	4	4	
DIV. I NON-CONF.	12- 1	9	5-0	57	15	9	9	5	5	
TOTALS	RPI 1-25	RPI 26-50	W-L RECORDS	RPI 51-100	RPI 101-150	RPI 150+				
15- 3	1- 3	4- 0	OVERALL	1- 0	3- 0	6- 0				
10- 1	1- 1	2- 0	HOME	0- 0	1- 0	6- 0				
3- 1	0- 1	1- 0	AWAY	1- 0	1- 0	0- 0				
2- 1	0- 1	1- 0	NEUTRAL	0- 0	1- 0	0- 0				
12- 1	1- 1	3- 0	NON-CONFERENCE	1- 0	2- 0	5- 0				
8- 0	1- 0	2- 0	HOME	0- 0	0- 0	5- 0				
2- 0	0- 0	0- 0	AWAY	1- 0	1- 0	0- 0				
2- 1	0- 1	1- 0	NEUTRAL	0- 0	1- 0	0- 0				
3- 2	0- 2	1- 0	CONFERENCE	0- 0	1- 0	1- 0				
2- 1	0- 1	0- 0	HOME	0- 0	1- 0	1- 0				
1- 1	0- 1	1- 0	AWAY	0- 0	0- 0	0- 0				
0- 0	0- 0	0- 0	NEUTRAL	0- 0	0- 0	0- 0				

RPI	S	Opponent	Score	RPI	S	Opponent	Score	RPI	S	Opponent	Score	RPI	S	Opponent	Score
19	N	Florida St.	58 80	34	A	Arkansas	84 77	80	A	Southern California	74 64	109	N	Montana St.	78 67
20	A	Kentucky	54 76	41	N	Georgia Tech	60 48					125	A	Rice	62 61
24	H	TCU	70 68	44	H	Oklahoma St.	74 62					139	H	Florida	69 42
25	H	LSU	54 57	48	H	Duke	79 58					158	H	Houston	72 43
												177	H	A&M-Corpus Christi	85 48
												201	H	Little Rock	78 35
												220	H	Central Ark.	76 46
												272	H	Ole Miss	79 35
												299	H	Prairie View	80 38
LAST 10 Division I															
139	H	Florida	69 42	177	H	A&M-Corpus Christi	85 48								
20	A	Kentucky	54 76	109	N	Montana St.	78 67								
25	H	LSU	54 57	41	N	Georgia Tech	60 48								
272	H	Ole Miss	79 35	158	H	Houston	72 43								
34	A	Arkansas	84 77	24	H	TCU	70 68								

Non-Div I Games:

Texas A&amp;M

## Texas Southern

Through Games Of Jan. 21, 2020

Average RPI Win:	229	WON-LOST	WINNING	LAST 10	STRENGTH OF	OPP. STRENGTH	TEAM	ADJ.	CONF.	ADJ CONF.
Average RPI Loss:	81	RECORD	PCT. RANK	GAMES	SCHEDULE	OF SCHEDULE	RPI	RPI	RPI	RPI
DIV. I ONLY	9- 7	140	7-3	140	125	95	95	31	31	
DIV. I NON-CONF.	5- 6	187	3-2	16	48	50	50	29	29	
TOTALS	RPI 1-25	RPI 26-50	W-L RECORDS	RPI 51-100	RPI 101-150	RPI 150+				
9- 7	0- 2	0- 0	OVERALL	0- 2	3- 1	6- 2				
4- 0	0- 0	0- 0	HOME	0- 0	1- 0	3- 0				
5- 5	0- 2	0- 0	AWAY	0- 2	2- 0	3- 1				
0- 2	0- 0	0- 0	NEUTRAL	0- 0	0- 1	0- 1				
5- 6	0- 2	0- 0	NON-CONFERENCE	0- 2	3- 1	2- 1				
1- 0	0- 0	0- 0	HOME	0- 0	1- 0	0- 0				
4- 4	0- 2	0- 0	AWAY	0- 2	2- 0	2- 0				
0- 2	0- 0	0- 0	NEUTRAL	0- 0	0- 1	0- 1				
4- 1	0- 0	0- 0	CONFERENCE	0- 0	0- 0	4- 1				
3- 0	0- 0	0- 0	HOME	0- 0	0- 0	3- 0				
1- 1	0- 0	0- 0	AWAY	0- 0	0- 0	1- 1				
0- 0	0- 0	0- 0	NEUTRAL	0- 0	0- 0	0- 0				

RPI 1-25				RPI 26-50				RPI 51-100 Team's RPI: 95				RPI 101+			
RPI	S	Opponent	Score	RPI	S	Opponent	Score	RPI	S	Opponent	Score	RPI	S	Opponent	Score
7	A	Oregon	63 99					51	A	Colorado	50 74	111	N	Utah	52 61
9	A	Gonzaga	45 80					65	A	Iowa St.	59 79	116	A	UT Arlington	74 63
												125	H	Rice	63 56
												126	A	Tulane	72 62
												157	N	UAB	68 84
												167	A	Jackson St.	79 81
												186	A	Hawaii	74 57
												237	H	Southern U.	61 56
												299	H	Prairie View	88 65
												311	H	Alcorn	105 70
												325	A	UTRGV	71 44
												337	A	Grambling	89 85
LAST 10 Division I															
337	A	Grambling	89 85	116	A	UT Arlington	74 63								
167	A	Jackson St.	79 81	157	N	UAB	68 84								
299	H	Prairie View	88 65	126	A	Tulane	72 62								
311	H	Alcorn	105 70	9	A	Gonzaga	45 80								
237	H	Southern U.	61 56	125	H	Rice	63 56								

Non-Div I Games:

Texas Southern

■ Loss, 
 ■ Non-Conf, 
 ■ S Site, 
 ■ Home 
 ■ A Away 
 N Neutral

Average RPI Win: <b>211</b>	WON-LOST	WINNING	LAST 10	STRENGTH OF	OPP. STRENGTH	TEAM	ADJ.	CONF.	ADJ CONF.
Average RPI Loss: <b>188</b>	RECORD	PCT. RANK	GAMES	SCHEDULE	OF SCHEDULE	RPI	RPI	RPI	RPI
DIV. I ONLY	5- 10	260	2-8	244	265	291	291	22	22
DIV. I NON-CONF.	5- 4	140	2-2	177	255	130	130	23	23
TOTALS	RPI 1-25	RPI 26-50	W-L RECORDS	RPI 51-100	RPI 101-150	RPI 150+			
5- 10	0- 1	0- 0	OVERALL	0- 1	1- 2	4- 6			
4- 4	0- 0	0- 0	HOME	0- 0	1- 1	3- 3			
1- 6	0- 1	0- 0	AWAY	0- 1	0- 1	1- 3			
0- 0	0- 0	0- 0	NEUTRAL	0- 0	0- 0	0- 0			
5- 4	0- 1	0- 0	NON-CONFERENCE	0- 1	1- 0	4- 2			
4- 0	0- 0	0- 0	HOME	0- 0	1- 0	3- 0			
1- 4	0- 1	0- 0	AWAY	0- 1	0- 0	1- 2			
0- 0	0- 0	0- 0	NEUTRAL	0- 0	0- 0	0- 0			
0- 6	0- 0	0- 0	CONFERENCE	0- 0	0- 2	0- 4			
0- 4	0- 0	0- 0	HOME	0- 0	0- 1	0- 3			
0- 2	0- 0	0- 0	AWAY	0- 0	0- 1	0- 1			
0- 0	0- 0	0- 0	NEUTRAL	0- 0	0- 0	0- 0			

RPI 1-25				RPI 26-50				RPI 51-100				RPI 101+ Team's RPI: 291			
RPI	S	Opponent	Score	RPI	S	Opponent	Score	RPI	S	Opponent	Score	RPI	S	Opponent	Score
24	A	TCU	52 <b>79</b>					70	A	Kansas	48 <b>68</b>	106	A	Coastal Caro.	67 <b>75</b>
												121	H	New Orleans	51 49
												124	H	Louisiana	67 <b>73</b>
												152	A	Dartmouth	61 51
												177	H	A&M-Corpus Christi	57 48
												201	H	Little Rock	66 <b>78</b>
												234	H	Arkansas St.	53 <b>56</b>
												243	A	Oral Roberts	57 <b>63</b>
												267	A	Morgan St.	62 <b>72</b>
												268	A	Appalachian St.	65 <b>73</b>
												292	H	UTSA	74 69
												311	H	Alcorn	67 59
												347	H	La.-Monroe	55 <b>58</b>
LAST 10 Division I															
124	H	Louisiana	67 <b>73</b>	201	H	Little Rock	66 <b>78</b>								
347	H	La.-Monroe	55 <b>58</b>	311	H	Alcorn	67 59								
268	A	Appalachian St.	65 <b>73</b>	24	A	TCU	52 <b>79</b>								
106	A	Coastal Caro.	67 <b>75</b>	267	A	Morgan St.	62 <b>72</b>								
234	H	Arkansas St.	53 <b>56</b>	152	A	Dartmouth	61 51								

Non-Div I Games: Texas Lutheran 72 31 Tex. Permian Basin 83 45

Texas St.

Average RPI Win:	264	WON-LOST	WINNING	LAST 10	STRENGTH OF	OPP. STRENGTH	TEAM	ADJ.	CONF.	ADJ CONF.
Average RPI Loss:	91	RECORD	PCT. RANK	GAMES	SCHEDULE	OF SCHEDULE	RPI	RPI	RPI	RPI
DIV. I ONLY	12- 4	50	6-4	321	221	181	181	3	3	
DIV. I NON-CONF.	11- 0	1	5-0	350	341	166	166	4	4	
TOTALS	RPI 1-25	RPI 26-50	W-L RECORDS	RPI 51-100	RPI 101-150	RPI 150+				
12- 4	1- 0	0- 1	OVERALL	0- 2	1- 0	10- 1				
9- 2	0- 0	0- 0	HOME	0- 1	1- 0	8- 1				
2- 2	1- 0	0- 1	AWAY	0- 1	0- 0	1- 0				
1- 0	0- 0	0- 0	NEUTRAL	0- 0	0- 0	1- 0				
11- 0	0- 0	0- 0	NON-CONFERENCE	0- 0	1- 0	10- 0				
9- 0	0- 0	0- 0	HOME	0- 0	1- 0	8- 0				
1- 0	0- 0	0- 0	AWAY	0- 0	0- 0	1- 0				
1- 0	0- 0	0- 0	NEUTRAL	0- 0	0- 0	1- 0				
1- 4	1- 0	0- 1	CONFERENCE	0- 2	0- 0	0- 1				
0- 2	0- 0	0- 0	HOME	0- 1	0- 0	0- 1				
1- 2	1- 0	0- 1	AWAY	0- 1	0- 0	0- 0				
0- 0	0- 0	0- 0	NEUTRAL	0- 0	0- 0	0- 0				

RPI	S	Opponent	Score	RPI	S	Opponent	Score	RPI	S	Opponent	Score	RPI	S	Opponent	Score	Team's RPI: 181
24	A	TCU	80 76	49	A	Texas	66 92	65	H	Iowa St.	66 96	150	H	Sam Houston St.	99 57	
								70	A	Kansas	50 67	156	A	San Diego	64 60	
												178	H	Kansas St.	72 76	
												272	H	Ole Miss	84 48	
												292	H	UTSA	115 58	
												298	H	Houston Baptist	59 51	
												299	H	Prairie View	82 48	
												304	H	Ark.-Pine Bluff	81 55	
												329	N	Purdue Fort Wayne	82 48	
												344	H	Northwestern St.	79 49	
												347	H	La.-Monroe	83 38	
												350	H	Florida A&M	98 60	
LAST 10 Division I																
70	A	Kansas	50 67	292	H	UTSA	115 58									
49	A	Texas	66 92	347	H	La.-Monroe	83 38									
178	H	Kansas St.	72 76	304	H	Ark.-Pine Bluff	81 55									
24	A	TCU	80 76	299	H	Prairie View	82 48									
65	H	Iowa St.	66 96	298	H	Houston Baptist	59 51									

Non-Div I Games:

Texas Tech

■ Loss, 
 ■ Non-Conf, S Site, 
 ■ Home 
 ■ Away 
 N Neutral

Average RPI Win:	205	WON-LOST	WINNING	LAST 10	STRENGTH OF	OPP. STRENGTH	TEAM	ADJ.	CONF.	ADJ CONF.
Average RPI Loss:	123	RECORD	PCT. RANK	GAMES	SCHEDULE	OF SCHEDULE	RPI	RPI	RPI	RPI
DIV. I ONLY	9- 7	140	7-3	194	154	160	160	10	10	
DIV. I NON-CONF.	5- 6	187	3-2	227	188	212	212	10	10	
TOTALS	RPI 1-25	RPI 26-50	W-L RECORDS	RPI 51-100	RPI 101-150	RPI 150+				
9- 7	0- 0	0- 0	OVERALL	2- 2	1- 3	6- 2				
5- 3	0- 0	0- 0	HOME	2- 1	0- 0	3- 2				
3- 3	0- 0	0- 0	AWAY	0- 0	0- 3	3- 0				
1- 1	0- 0	0- 0	NEUTRAL	0- 1	1- 0	0- 0				
5- 6	0- 0	0- 0	NON-CONFERENCE	1- 2	1- 2	3- 2				
2- 3	0- 0	0- 0	HOME	1- 1	0- 0	1- 2				
2- 2	0- 0	0- 0	AWAY	0- 0	0- 2	2- 0				
1- 1	0- 0	0- 0	NEUTRAL	0- 1	1- 0	0- 0				
4- 1	0- 0	0- 0	CONFERENCE	1- 0	0- 1	3- 0				
3- 0	0- 0	0- 0	HOME	1- 0	0- 0	2- 0				
1- 1	0- 0	0- 0	AWAY	0- 0	0- 1	1- 0				
0- 0	0- 0	0- 0	NEUTRAL	0- 0	0- 0	0- 0				

RPI 1-25				RPI 26-50				RPI 51-100				RPI 101+				Team's RPI: 160	
RPI	S	Opponent	Score	RPI	S	Opponent	Score	RPI	S	Opponent	Score	RPI	S	Opponent	Score		
								71	N	Troy	64	71	105	A	Duquesne	74	79
								79	H	Buffalo	71	59	115	A	Notre Dame	51	54
								84	H	Belmont	53	48	117	N	Pacific	66	65
								91	H	Dayton	42	60	129	A	Western Mich.	72	84
													165	H	Memphis	76	83
													183	H	Valparaiso	54	61
													191	A	Northern Ill.	63	51
													198	H	Akron	65	61
													214	H	Bowling Green	79	72
													312	A	Detroit Mercy	82	64
													318	A	Georgia St.	74	48
													330	H	Canisius	83	65
LAST 10 Division I																	
				214	H	Bowling Green	79	72				330	H	Canisius	83	65	
				198	H	Akron	65	61				117	N	Pacific	66	65	
				191	A	Northern Ill.	63	51				71	N	Troy	64	71	
				79	H	Buffalo	71	59				312	A	Detroit Mercy	82	64	
				129	A	Western Mich.	72	84				105	A	Duquesne	74	79	

Non-Div I Games:

Toledo

Average RPI Win: <b>197</b>	WON-LOST	WINNING	LAST 10	STRENGTH OF	OPP. STRENGTH	TEAM	ADJ.	CONF.	ADJ CONF.
Average RPI Loss: <b>123</b>	RECORD	PCT. RANK	GAMES	SCHEDULE	OF SCHEDULE	RPI	RPI	RPI	RPI
DIV. I ONLY	7- 8	200	5-5	119	96	176	176	14	14
DIV. I NON-CONF.	4- 6	212	2-3	170	45	220	220	13	13
TOTALS	RPI 1-25	RPI 26-50	W-L RECORDS	RPI 51-100	RPI 101-150	RPI 150+			
7- 8	0- 1	1- 1	OVERALL	0- 1	0- 1	6- 4			
4- 4	0- 0	1- 0	HOME	0- 1	0- 1	3- 2			
2- 3	0- 0	0- 1	AWAY	0- 0	0- 0	2- 2			
1- 1	0- 1	0- 0	NEUTRAL	0- 0	0- 0	1- 0			
4- 6	0- 1	0- 1	NON-CONFERENCE	0- 1	0- 0	4- 3			
3- 2	0- 0	0- 0	HOME	0- 1	0- 0	3- 1			
0- 3	0- 0	0- 1	AWAY	0- 0	0- 0	0- 2			
1- 1	0- 1	0- 0	NEUTRAL	0- 0	0- 0	1- 0			
3- 2	0- 0	1- 0	CONFERENCE	0- 0	0- 1	2- 1			
1- 2	0- 0	1- 0	HOME	0- 0	0- 1	0- 1			
2- 0	0- 0	0- 0	AWAY	0- 0	0- 0	2- 0			
0- 0	0- 0	0- 0	NEUTRAL	0- 0	0- 0	0- 0			

RPI 1-25				RPI 26-50				RPI 51-100				RPI 101+ Team's RPI: 176			
RPI	S	Opponent	Score	RPI	S	Opponent	Score	RPI	S	Opponent	Score	RPI	S	Opponent	Score
6	N	Iowa	72 <b>100</b>	35	A	Rutgers	53 <b>67</b>	57	H	Temple	59 <b>74</b>	107	H	Elon	61 <b>74</b>
				40	H	James Madison	76 75					156	A	San Diego	67 <b>81</b>
												159	H	William & Mary	75 <b>83</b>
												190	H	Penn St.	67 <b>73</b>
												193	H	American	63 60
												207	N	Iona	75 58
												212	H	Mt. St. Mary's	73 57
												239	A	UNCW	62 41
												241	A	Col. of Charleston	79 62
												247	H	Marshall	59 56
												273	A	San Diego St.	72 <b>80</b>
LAST 10 Division I															
239	A	UNCW	62 41	247	H	Marshall	59 56								
241	A	Col. of Charleston	79 62	35	A	Rutgers	53 <b>67</b>								
40	H	James Madison	76 75	57	H	Temple	59 <b>74</b>								
159	H	William & Mary	75 <b>83</b>	207	N	Iona	75 58								
107	H	Elon	61 <b>74</b>	6	N	Iowa	72 <b>100</b>								

Non-Div I Games: Chestnut Hill 86 49

Towson

Average RPI Win:	223	WON-LOST	WINNING	LAST 10	STRENGTH OF	OPP. STRENGTH	TEAM	ADJ.	CONF.	ADJ CONF.
Average RPI Loss:	62	RECORD	PCT. RANK	GAMES	SCHEDULE	OF SCHEDULE	RPI	RPI	RPI	RPI
DIV. I ONLY	12- 3	35	9-1	229	182	71	71	22	22	
DIV. I NON-CONF.	7- 2	56	4-0	171	61	44	44	23	23	
TOTALS	RPI 1-25	RPI 26-50	W-L RECORDS	RPI 51-100	RPI 101-150	RPI 150+				
12- 3	0- 1	0- 1	OVERALL	0- 0	2- 1	10- 0				
4- 1	0- 0	0- 0	HOME	0- 0	1- 1	3- 0				
6- 2	0- 1	0- 1	AWAY	0- 0	0- 0	6- 0				
2- 0	0- 0	0- 0	NEUTRAL	0- 0	1- 0	1- 0				
7- 2	0- 1	0- 1	NON-CONFERENCE	0- 0	1- 0	6- 0				
2- 0	0- 0	0- 0	HOME	0- 0	0- 0	2- 0				
3- 2	0- 1	0- 1	AWAY	0- 0	0- 0	3- 0				
2- 0	0- 0	0- 0	NEUTRAL	0- 0	1- 0	1- 0				
5- 1	0- 0	0- 0	CONFERENCE	0- 0	1- 1	4- 0				
2- 1	0- 0	0- 0	HOME	0- 0	1- 1	1- 0				
3- 0	0- 0	0- 0	AWAY	0- 0	0- 0	3- 0				
0- 0	0- 0	0- 0	NEUTRAL	0- 0	0- 0	0- 0				

RPI 1-25				RPI 26-50				RPI 51-100				Team's RPI: 71		RPI 101+			
RPI	S	Opponent	Score	RPI	S	Opponent	Score	RPI	S	Opponent	Score			RPI	S	Opponent	Score
14	A	Mississippi St.	82 122	48	A	Duke	85 99							104	N	Kent St.	71 64
														106	H	Coastal Caro.	84 77
														124	H	Louisiana	73 79
														160	N	Toledo	71 64
														163	A	Samford	74 65
														182	A	Bethune-Cookman	68 62
														203	A	Chattanooga	90 51
														230	H	ETSU	79 61
														268	H	Appalachian St.	84 55
														294	A	Ga. Southern	79 69
														306	H	Jacksonville St.	94 64
														318	A	Georgia St.	71 57
														347	A	La.-Monroe	72 65
LAST 10 Division I																	
				318	A	Georgia St.	71 57					106	H	Coastal Caro.		84 77	
				294	A	Ga. Southern	79 69					104	N	Kent St.		71 64	
				124	H	Louisiana	73 79					160	N	Toledo		71 64	
				347	A	La.-Monroe	72 65					203	A	Chattanooga		90 51	
				268	H	Appalachian St.	84 55					230	H	ETSU		79 61	

Non-Div I Games: AUM 72 42 Fort Valley St. 101 52

Troy

## Tulane

Through Games Of Jan. 21, 2020

Average RPI Win:	180	WON-LOST	WINNING	LAST 10	STRENGTH OF	OPP. STRENGTH	TEAM	ADJ.	CONF.	ADJ CONF.
Average RPI Loss:	85	RECORD	PCT. RANK	GAMES	SCHEDULE	OF SCHEDULE	RPI	RPI	RPI	RPI
DIV. I ONLY	10- 8	149	7-3	66	104	126	126	9	9	
DIV. I NON-CONF.	5- 8	221	2-3	69	95	179	179	9	9	
TOTALS	RPI 1-25	RPI 26-50	W-L RECORDS	RPI 51-100	RPI 101-150	RPI 150+				
10- 8	0- 1	0- 0	OVERALL	0- 6	3- 0	7- 1				
6- 6	0- 1	0- 0	HOME	0- 4	1- 0	5- 1				
4- 0	0- 0	0- 0	AWAY	0- 0	2- 0	2- 0				
0- 2	0- 0	0- 0	NEUTRAL	0- 2	0- 0	0- 0				
5- 8	0- 1	0- 0	NON-CONFERENCE	0- 6	1- 0	4- 1				
3- 6	0- 1	0- 0	HOME	0- 4	0- 0	3- 1				
2- 0	0- 0	0- 0	AWAY	0- 0	1- 0	1- 0				
0- 2	0- 0	0- 0	NEUTRAL	0- 2	0- 0	0- 0				
5- 0	0- 0	0- 0	CONFERENCE	0- 0	2- 0	3- 0				
3- 0	0- 0	0- 0	HOME	0- 0	1- 0	2- 0				
2- 0	0- 0	0- 0	AWAY	0- 0	1- 0	1- 0				
0- 0	0- 0	0- 0	NEUTRAL	0- 0	0- 0	0- 0				

RPI	S	Opponent	Score	RPI	S	Opponent	Score	RPI	S	Opponent	Score	RPI	S	Opponent	Score	Team's RPI: 126
25	H	LSU	54 59					51	H	Colorado	52 62	103	A	Washington	64 62	
								54	H	Middle Tenn.	62 64	123	H	Cincinnati	64 59	
								62	N	Charlotte	56 60	132	A	Wichita St.	61 56	
								67	H	Alabama	56 66	165	H	Memphis	59 55	
								82	N	Boston College	76 89	167	H	Jackson St.	82 46	
								95	H	Texas Southern	62 72	179	A	Southern Miss.	62 58	
												208	H	Tulsa	64 62	
												211	A	SMU	67 66	
												220	H	Central Ark.	65 38	
												246	H	South Alabama	53 62	
												294	H	Ga. Southern	56 40	
LAST 10 Division I																
123	H	Cincinnati	64 59	294	H	Ga. Southern	56 40	51	H	Colorado	52 62					
211	A	SMU	67 66	95	H	Texas Southern	62 72	246	H	South Alabama	53 62					
165	H	Memphis	59 55	179	A	Southern Miss.	62 58									
208	H	Tulsa	64 62													
132	A	Wichita St.	61 56													

Non-Div I Games:

Tulane

■ Loss, 
■ Non-Conf, S Site, 
■ Home 
■ Away 
N Neutral



Average RPI Win:	246	WON-LOST	WINNING	LAST 10	STRENGTH OF	OPP. STRENGTH	TEAM	ADJ.	CONF.	ADJ CONF.
Average RPI Loss:	96	RECORD	PCT. RANK	GAMES	SCHEDULE	OF SCHEDULE	RPI	RPI	RPI	RPI
DIV. I ONLY	6- 13	265	3-7	77	102	208	208	9	9	
DIV. I NON-CONF.	5- 8	221	2-2	87	201	191	191	9	9	
TOTALS	RPI 1-25	RPI 26-50	W-L RECORDS	RPI 51-100	RPI 101-150	RPI 150+				
6- 13	0- 1	0- 4	OVERALL	0- 1	0- 5	6- 2				
5- 4	0- 0	0- 1	HOME	0- 1	0- 2	5- 0				
1- 7	0- 1	0- 1	AWAY	0- 0	0- 3	1- 2				
0- 2	0- 0	0- 2	NEUTRAL	0- 0	0- 0	0- 0				
5- 8	0- 0	0- 4	NON-CONFERENCE	0- 0	0- 2	5- 2				
4- 2	0- 0	0- 1	HOME	0- 0	0- 1	4- 0				
1- 4	0- 0	0- 1	AWAY	0- 0	0- 1	1- 2				
0- 2	0- 0	0- 2	NEUTRAL	0- 0	0- 0	0- 0				
1- 5	0- 1	0- 0	CONFERENCE	0- 1	0- 3	1- 0				
1- 2	0- 0	0- 0	HOME	0- 1	0- 1	1- 0				
0- 3	0- 1	0- 0	AWAY	0- 0	0- 2	0- 0				
0- 0	0- 0	0- 0	NEUTRAL	0- 0	0- 0	0- 0				

RPI	S	Opponent	Score	RPI	S	Opponent	Score	RPI	S	Opponent	Score	RPI	S	Opponent	Score	Team's RPI: 208
4	A	UConn	34 92	33	N	Western Ky.	63 76	57	H	Temple	65 74	102	H	South Fla.	52 68	
				34	A	Arkansas	41 91					112	A	Abilene Christian	63 73	
				39	N	Marquette	60 61					126	A	Tulane	62 64	
				44	H	Oklahoma St.	48 78					132	A	Wichita St.	46 57	
												141	H	SFA	63 67	
												201	A	Little Rock	51 63	
												205	A	UTEP	58 51	
												229	A	Stetson	60 66	
												234	H	Arkansas St.	79 77	
												243	H	Oral Roberts	67 65	
												257	H	Colorado St.	61 55	
												258	H	LMU (CA)	75 56	
												279	H	East Carolina	58 56	
LAST 10 Division I																
				279	H	East Carolina	58 56	57	H	Temple	65 74					
				4	A	UConn	34 92	205	A	UTEP	58 51					
				132	A	Wichita St.	46 57	257	H	Colorado St.	61 55					
				102	H	South Fla.	52 68	229	A	Stetson	60 66					
				126	A	Tulane	62 64	34	A	Arkansas	41 91					

Non-Div I Games:

Tulsa

  Loss, 
  Non-Conf, 
  S Site, 
  H Home 
  A Away 
N Neutral

Average RPI Win:	201	WON-LOST	WINNING	LAST 10	STRENGTH OF	OPP. STRENGTH	TEAM	ADJ.	CONF.	ADJ CONF.
Average RPI Loss:	97	RECORD	PCT. RANK	GAMES	SCHEDULE	OF SCHEDULE	RPI	RPI	RPI	RPI
DIV. I ONLY	9- 7	140	5-5	160	108	157	157	13	13	
DIV. I NON-CONF.	6- 4	122	2-2	197	96	137	137	14	14	
TOTALS	RPI 1-25	RPI 26-50	W-L RECORDS	RPI 51-100	RPI 101-150	RPI 150+				
9- 7	0- 0	1- 2	OVERALL	1- 3	1- 0	6- 2				
7- 2	0- 0	1- 0	HOME	0- 2	1- 0	5- 0				
1- 4	0- 0	0- 2	AWAY	0- 0	0- 0	1- 2				
1- 1	0- 0	0- 0	NEUTRAL	1- 1	0- 0	0- 0				
6- 4	0- 0	0- 1	NON-CONFERENCE	1- 2	1- 0	4- 1				
4- 1	0- 0	0- 0	HOME	0- 1	1- 0	3- 0				
1- 2	0- 0	0- 1	AWAY	0- 0	0- 0	1- 1				
1- 1	0- 0	0- 0	NEUTRAL	1- 1	0- 0	0- 0				
3- 3	0- 0	1- 1	CONFERENCE	0- 1	0- 0	2- 1				
3- 1	0- 0	1- 0	HOME	0- 1	0- 0	2- 0				
0- 2	0- 0	0- 1	AWAY	0- 0	0- 0	0- 1				
0- 0	0- 0	0- 0	NEUTRAL	0- 0	0- 0	0- 0				

RPI 1-25				RPI 26-50				RPI 51-100				RPI 101+				Team's RPI: 157	
RPI	S	Opponent	Score	RPI	S	Opponent	Score	RPI	S	Opponent	Score	RPI	S	Opponent	Score		
				26	A	Oklahoma	75 82	51	N	Colorado	69 77	149	H	Auburn	80 75		
				33	A	Western Ky.	65 69	62	H	Charlotte	75 83	163	H	Samford	76 69		
				36	H	Old Dominion	76 65	95	N	Texas Southern	84 68	165	A	Memphis	52 77		
								97	H	Boise St.	81 83	189	H	Fla. Atlantic	92 73		
												246	H	South Alabama	77 61		
												247	A	Marshall	56 61		
												307	H	FIU	71 58		
												311	A	Alcorn	86 65		
												317	H	McNeese	97 70		
LAST 10 Division I																	
				189	H	Fla. Atlantic	92 73	62	H	Charlotte	75 83						
				307	H	FIU	71 58	95	N	Texas Southern	84 68						
				247	A	Marshall	56 61	51	N	Colorado	69 77						
				33	A	Western Ky.	65 69	311	A	Alcorn	86 65						
				36	H	Old Dominion	76 65	165	A	Memphis	52 77						

Non-Div I Games: Ala.-Huntsville 74 57 Tuskegee 103 60

UAB

Loss, Non-Conf, S Site, H Home A Away N Neutral

Average RPI Win:	241	WON-LOST	WINNING	LAST 10	STRENGTH OF	OPP. STRENGTH	TEAM	ADJ.	CONF.	ADJ CONF.
Average RPI Loss:	141	RECORD	PCT. RANK	GAMES	SCHEDULE	OF SCHEDULE	RPI	RPI	RPI	RPI
DIV. I ONLY	6- 9	226	5-5	185	174	221	221	26	26	
DIV. I NON-CONF.	4- 8	235	3-4	147	189	227	227	26	26	
TOTALS	RPI 1-25	RPI 26-50	W-L RECORDS	RPI 51-100	RPI 101-150	RPI 150+				
6- 9	0- 1	0- 0	OVERALL	0- 2	0- 1	6- 5				
5- 2	0- 0	0- 0	HOME	0- 0	0- 0	5- 2				
1- 7	0- 1	0- 0	AWAY	0- 2	0- 1	1- 3				
0- 0	0- 0	0- 0	NEUTRAL	0- 0	0- 0	0- 0				
4- 8	0- 1	0- 0	NON-CONFERENCE	0- 2	0- 1	4- 4				
3- 2	0- 0	0- 0	HOME	0- 0	0- 0	3- 2				
1- 6	0- 1	0- 0	AWAY	0- 2	0- 1	1- 2				
0- 0	0- 0	0- 0	NEUTRAL	0- 0	0- 0	0- 0				
2- 1	0- 0	0- 0	CONFERENCE	0- 0	0- 0	2- 1				
2- 0	0- 0	0- 0	HOME	0- 0	0- 0	2- 0				
0- 1	0- 0	0- 0	AWAY	0- 0	0- 0	0- 1				
0- 0	0- 0	0- 0	NEUTRAL	0- 0	0- 0	0- 0				

RPI 1-25				RPI 26-50				RPI 51-100				RPI 101+ Team's RPI: 221			
RPI	S	Opponent	Score	RPI	S	Opponent	Score	RPI	S	Opponent	Score	RPI	S	Opponent	Score
5	A	Stanford	55 67					55	A	Minnesota	67 76	109	A	Montana St.	65 77
								94	A	Fresno St.	65 73	168	H	Santa Clara	61 62
												169	A	Saint Mary's (CA)	74 83
												170	H	Portland St.	70 76
												186	H	Hawaii	62 49
												196	H	Boston U.	75 68
												210	A	Northern Ariz.	71 61
												231	H	San Francisco	79 67
												235	A	UC Riverside	70 75
												262	A	Pepperdine	67 70
												284	H	Long Beach St.	57 55
												340	H	Sacramento St.	77 75
LAST 10 Division I															
284	H	Long Beach St.	57 55	55	A	Minnesota	67 76	210	A	Northern Ariz.	71 61				
186	H	Hawaii	62 49					196	H	Boston U.	75 68				
235	A	UC Riverside	70 75					170	H	Portland St.	70 76				
5	A	Stanford	55 67					340	H	Sacramento St.	77 75				
262	A	Pepperdine	67 70												

Non-Div I Games: William Jessup 96 32

UC Davis

■ Loss, 
 ■ Non-Conf, 
 ■ S Site, 
 ■ H Home 
 ■ A Away 
 N Neutral

Average RPI Win:	231	WON-LOST	WINNING	LAST 10	STRENGTH OF	OPP. STRENGTH	TEAM	ADJ.	CONF.	ADJ CONF.
Average RPI Loss:	170	RECORD	PCT. RANK	GAMES	SCHEDULE	OF SCHEDULE	RPI	RPI	RPI	RPI
DIV. I ONLY	4- 12	292	1-9	169	208	265	265	26	26	
DIV. I NON-CONF.	3- 10	282	0-7	91	191	249	249	26	26	
TOTALS	RPI 1-25	RPI 26-50	W-L RECORDS	RPI 51-100	RPI 101-150	RPI 150+				
4- 12	0- 1	0- 0	OVERALL	0- 3	0- 0	4- 8				
2- 2	0- 0	0- 0	HOME	0- 0	0- 0	2- 2				
1- 6	0- 1	0- 0	AWAY	0- 1	0- 0	1- 4				
1- 4	0- 0	0- 0	NEUTRAL	0- 2	0- 0	1- 2				
3- 10	0- 1	0- 0	NON-CONFERENCE	0- 3	0- 0	3- 6				
2- 1	0- 0	0- 0	HOME	0- 0	0- 0	2- 1				
0- 5	0- 1	0- 0	AWAY	0- 1	0- 0	0- 3				
1- 4	0- 0	0- 0	NEUTRAL	0- 2	0- 0	1- 2				
1- 2	0- 0	0- 0	CONFERENCE	0- 0	0- 0	1- 2				
0- 1	0- 0	0- 0	HOME	0- 0	0- 0	0- 1				
1- 1	0- 0	0- 0	AWAY	0- 0	0- 0	1- 1				
0- 0	0- 0	0- 0	NEUTRAL	0- 0	0- 0	0- 0				

RPI 1-25				RPI 26-50				RPI 51-100				RPI 101+ Team's RPI: 265			
RPI	S	Opponent	Score	RPI	S	Opponent	Score	RPI	S	Opponent	Score	RPI	S	Opponent	Score
10	A	Oregon St.	57 86					63	N	Vanderbilt	63 76	155	H	San Jose St.	79 77
								73	A	Washington St.	59 87	162	N	North Ala.	60 88
								88	N	Davidson	72 78	170	H	Portland St.	61 70
												170	N	Portland St.	83 75
												197	A	Southern Utah	68 82
												211	A	SMU	56 59
												231	N	San Francisco	61 68
												256	A	CSUN	62 70
												258	H	LMU (CA)	80 65
												282	H	UC Santa Barbara	61 65
												295	A	Denver	75 83
												339	A	Cal Poly	68 57
LAST 10 Division I															
339	A	Cal Poly	68 57	63	N	Vanderbilt	63 76								
282	H	UC Santa Barbara	61 65	73	A	Washington St.	59 87								
256	A	CSUN	62 70	197	A	Southern Utah	68 82								
211	A	SMU	56 59	170	H	Portland St.	61 70								
231	N	San Francisco	61 68	162	N	North Ala.	60 88								

Non-Div I Games: Westcliff 93 41

UC Irvine

■ Loss, 
 ■ Non-Conf, S Site, 
 ■ Home 
 ■ Away 
 N Neutral

Average RPI Win:	263	WON-LOST	WINNING	LAST 10	STRENGTH OF	OPP. STRENGTH	TEAM	ADJ.	CONF.	ADJ CONF.
Average RPI Loss:	154	RECORD	PCT. RANK	GAMES	SCHEDULE	OF SCHEDULE	RPI	RPI	RPI	RPI
DIV. I ONLY	6- 11	255	4-6	189	185	235	235	26	26	
DIV. I NON-CONF.	4- 10	259	2-5	162	210	251	251	26	26	
TOTALS	RPI 1-25	RPI 26-50	W-L RECORDS	RPI 51-100	RPI 101-150	RPI 150+				
6- 11	0- 1	0- 1	OVERALL	0- 2	1- 1	5- 6				
5- 2	0- 0	0- 0	HOME	0- 1	1- 0	4- 1				
1- 9	0- 1	0- 1	AWAY	0- 1	0- 1	1- 5				
0- 0	0- 0	0- 0	NEUTRAL	0- 0	0- 0	0- 0				
4- 10	0- 1	0- 1	NON-CONFERENCE	0- 2	1- 1	3- 5				
3- 2	0- 0	0- 0	HOME	0- 1	1- 0	2- 1				
1- 8	0- 1	0- 1	AWAY	0- 1	0- 1	1- 4				
0- 0	0- 0	0- 0	NEUTRAL	0- 0	0- 0	0- 0				
2- 1	0- 0	0- 0	CONFERENCE	0- 0	0- 0	2- 1				
2- 0	0- 0	0- 0	HOME	0- 0	0- 0	2- 0				
0- 1	0- 0	0- 0	AWAY	0- 0	0- 0	0- 1				
0- 0	0- 0	0- 0	NEUTRAL	0- 0	0- 0	0- 0				

RPI 1-25				RPI 26-50				RPI 51-100				RPI 101+ Team's RPI: 235			
RPI	S	Opponent	Score	RPI	S	Opponent	Score	RPI	S	Opponent	Score	RPI	S	Opponent	Score
7	A	Oregon	41 84	42	A	Arizona	27 70	80	H	Southern California	59 76	138	A	VCU	51 67
								98	A	California	61 84	144	H	CSU Bakersfield	53 52
												180	A	New Mexico	70 80
												186	A	Hawaii	57 80
												197	A	Southern Utah	68 79
												205	A	UTEP	50 63
												221	H	UC Davis	75 70
												257	A	Colorado St.	40 52
												282	H	UC Santa Barbara	66 61
												301	H	California Baptist	80 64
												302	H	Weber St.	54 64
												310	A	New Mexico St.	60 58
												321	H	Utah Valley	67 53
LAST 10 Division I															
282	H	UC Santa Barbara	66 61	197	A	Southern Utah	68 79								
186	A	Hawaii	57 80	7	A	Oregon	41 84								
221	H	UC Davis	75 70	301	H	California Baptist	80 64								
144	H	CSU Bakersfield	53 52	257	A	Colorado St.	40 52								
138	A	VCU	51 67	42	A	Arizona	27 70								

Non-Div I Games:

UC Riverside

■ Loss, 
■ Non-Conf, 
■ S Site, 
■ H Home 
■ A Away 
N Neutral

Average RPI Win:	271	WON-LOST	WINNING	LAST 10	STRENGTH OF	OPP. STRENGTH	TEAM	ADJ.	CONF.	ADJ CONF.
Average RPI Loss:	180	RECORD	PCT. RANK	GAMES	SCHEDULE	OF SCHEDULE	RPI	RPI	RPI	RPI
DIV. I ONLY	6- 10	241	3-7	260	287	282	282	26	26	
DIV. I NON-CONF.	4- 8	235	1-5	201	290	277	277	26	26	
TOTALS	RPI 1-25	RPI 26-50	W-L RECORDS	RPI 51-100	RPI 101-150	RPI 150+				
6- 10	0- 0	0- 1	OVERALL	1- 0	0- 3	5- 6				
4- 3	0- 0	0- 0	HOME	1- 0	0- 1	3- 2				
1- 6	0- 0	0- 1	AWAY	0- 0	0- 1	1- 4				
1- 1	0- 0	0- 0	NEUTRAL	0- 0	0- 1	1- 0				
4- 8	0- 0	0- 1	NON-CONFERENCE	1- 0	0- 3	3- 4				
3- 2	0- 0	0- 0	HOME	1- 0	0- 1	2- 1				
0- 5	0- 0	0- 1	AWAY	0- 0	0- 1	0- 3				
1- 1	0- 0	0- 0	NEUTRAL	0- 0	0- 1	1- 0				
2- 2	0- 0	0- 0	CONFERENCE	0- 0	0- 0	2- 2				
1- 1	0- 0	0- 0	HOME	0- 0	0- 0	1- 1				
1- 1	0- 0	0- 0	AWAY	0- 0	0- 0	1- 1				
0- 0	0- 0	0- 0	NEUTRAL	0- 0	0- 0	0- 0				

RPI S	Opponent	Score	RPI S	Opponent	Score	RPI S	Opponent	Score	RPI S	Opponent	Score	Team's RPI: 282
42	A Arizona	42 61	80	H Southern California	57 46	117	H Pacific	53 63	141	N SFA	56 67	
						144	A CSU Bakersfield	62 66	155	H San Jose St.	70 73	
						169	A Saint Mary's (CA)	43 64	222	H Cal St. Fullerton	68 70	
						235	A UC Riverside	61 66	265	A UC Irvine	65 61	
						273	H San Diego St.	64 52	277	A Grand Canyon	57 58	
						301	A California Baptist	81 85	321	H Utah Valley	59 51	
						339	H Cal Poly	52 50	346	N Chicago St.	96 65	
LAST 10 Division I												
235	A UC Riverside	61 66	277	A Grand Canyon	57 58							
265	A UC Irvine	65 61	144	A CSU Bakersfield	62 66							
339	H Cal Poly	52 50	117	H Pacific	53 63							
222	H Cal St. Fullerton	68 70	346	N Chicago St.	96 65							
42	A Arizona	42 61	141	N SFA	56 67							

Non-Div I Games: Ottawa (AZ) 72 57

UC Santa Barbara

■ Loss, 
 ■ Non-Conf, 
 ■ S Site, 
 ■ H Home 
 ■ A Away 
 N Neutral

Average RPI Win:	183	WON-LOST	WINNING	LAST 10	STRENGTH OF	OPP. STRENGTH	TEAM	ADJ.	CONF.	ADJ CONF.
Average RPI Loss:	48	RECORD	PCT. RANK	GAMES	SCHEDULE	OF SCHEDULE	RPI	RPI	RPI	RPI
DIV. I ONLY	10- 6	104	6-4	37	83	61	61	9	9	
DIV. I NON-CONF.	8- 4	90	4-2	39	108	55	55	9	9	
TOTALS	RPI 1-25	RPI 26-50	W-L RECORDS	RPI 51-100	RPI 101-150	RPI 150+				
10- 6	1- 2	0- 2	OVERALL	0- 1	3- 1	6- 0				
8- 1	1- 1	0- 0	HOME	0- 0	1- 0	6- 0				
2- 3	0- 0	0- 1	AWAY	0- 1	2- 1	0- 0				
0- 2	0- 1	0- 1	NEUTRAL	0- 0	0- 0	0- 0				
8- 4	1- 1	0- 2	NON-CONFERENCE	0- 1	2- 0	5- 0				
7- 0	1- 0	0- 0	HOME	0- 0	1- 0	5- 0				
1- 2	0- 0	0- 1	AWAY	0- 1	1- 0	0- 0				
0- 2	0- 1	0- 1	NEUTRAL	0- 0	0- 0	0- 0				
2- 2	0- 1	0- 0	CONFERENCE	0- 0	1- 1	1- 0				
1- 1	0- 1	0- 0	HOME	0- 0	0- 0	1- 0				
1- 1	0- 0	0- 0	AWAY	0- 0	1- 1	0- 0				
0- 0	0- 0	0- 0	NEUTRAL	0- 0	0- 0	0- 0				

RPI S	Opponent	Score	RPI S	Opponent	Score	RPI S	Opponent	Score	RPI S	Opponent	Score
4	H UConn	52 59	31	A FGCU	50 72	84	A Belmont	37 72	102	A South Fla.	64 57
8	N UCLA	56 61	40	N James Madison	43 46				123	A Cincinnati	64 81
23	H Central Mich.	64 58							134	H Wright St.	69 53
									141	A SFA	63 57
									169	H Saint Mary's (CA)	67 58
									204	H Quinnipiac	80 58
									229	H Stetson	66 40
									253	H Delaware	75 49
									279	H East Carolina	91 55
									300	H Pittsburgh	74 58
LAST 10 Division I											
102	A South Fla.	64 57	134	H Wright St.	69 53						
4	H UConn	52 59	169	H Saint Mary's (CA)	67 58						
123	A Cincinnati	64 81	204	H Quinnipiac	80 58						
279	H East Carolina	91 55	40	N James Madison	43 46						
23	H Central Mich.	64 58	8	N UCLA	56 61						

Non-Div I Games:

UCF

Average RPI Win:	123	WON-LOST	WINNING	LAST 10	STRENGTH OF	OPP. STRENGTH	TEAM	ADJ.	CONF.	ADJ CONF.
Average RPI Loss:	80	RECORD	PCT. RANK	GAMES	SCHEDULE	OF SCHEDULE	RPI	RPI	RPI	RPI
DIV. I ONLY	16- 1	6	9-1	44	34	8	8	1	1	
DIV. I NON-CONF.	11- 0	1	4-0	123	44	12	12	1	1	
TOTALS	RPI 1-25	RPI 26-50	W-L RECORDS	RPI 51-100	RPI 101-150	RPI 150+				
16- 1	1- 0	4- 0	OVERALL	4- 1	2- 0	5- 0				
9- 0	0- 0	3- 0	HOME	1- 0	1- 0	4- 0				
6- 1	1- 0	1- 0	AWAY	2- 1	1- 0	1- 0				
1- 0	0- 0	0- 0	NEUTRAL	1- 0	0- 0	0- 0				
11- 0	1- 0	2- 0	NON-CONFERENCE	2- 0	1- 0	5- 0				
6- 0	0- 0	1- 0	HOME	0- 0	1- 0	4- 0				
4- 0	1- 0	1- 0	AWAY	1- 0	0- 0	1- 0				
1- 0	0- 0	0- 0	NEUTRAL	1- 0	0- 0	0- 0				
5- 1	0- 0	2- 0	CONFERENCE	2- 1	1- 0	0- 0				
3- 0	0- 0	2- 0	HOME	1- 0	0- 0	0- 0				
2- 1	0- 0	0- 0	AWAY	1- 1	1- 0	0- 0				
0- 0	0- 0	0- 0	NEUTRAL	0- 0	0- 0	0- 0				

RPI 1-25				Team's RPI: 8				RPI 26-50				RPI 51-100				RPI 101+			
RPI	S	Opponent	Score					RPI	S	Opponent	Score	RPI	S	Opponent	Score	RPI	S	Opponent	Score
12	A	Indiana	68 58					27	H	Arizona St.	68 66	51	A	Colorado	65 62	111	A	Utah	84 54
								37	A	Virginia	73 62	61	N	UCF	61 56	117	H	Pacific	68 57
								42	H	Arizona	70 58	80	A	Southern California	68 70	200	H	Northern Colo.	92 58
								45	H	Yale	100 65	80	H	Southern California	83 59	256	A	CSUN	58 44
												86	A	Georgia	59 50	258	H	LMU (CA)	74 52
																284	H	Long Beach St.	86 51
																302	H	Weber St.	85 45
LAST 10 Division I																			
								80	A	Southern California	68 70	80	H	Southern California	83 59				
								51	A	Colorado	65 62	12	A	Indiana	68 58				
								111	A	Utah	84 54	86	A	Georgia	59 50				
								42	H	Arizona	70 58	117	H	Pacific	68 57				
								27	H	Arizona St.	68 66	256	A	CSUN	58 44				

Non-Div I Games:

UCLA

■ Loss, 
■ Non-Conf, S Site, 
■ Home 
■ Away 
N Neutral



Average RPI Win:	95	WON-LOST	WINNING	LAST 10	STRENGTH OF	OPP. STRENGTH	TEAM	ADJ.	CONF.	ADJ CONF.
Average RPI Loss:	11	RECORD	PCT. RANK	GAMES	SCHEDULE	OF SCHEDULE	RPI	RPI	RPI	RPI
DIV. I ONLY	16- 1	6	9-1	27	1	4	4	9	9	
DIV. I NON-CONF.	9- 1	26	3-1	10	1	2	2	9	9	
TOTALS	RPI 1-25	RPI 26-50	W-L RECORDS	RPI 51-100	RPI 101-150	RPI 150+				
16- 1	1- 1	3- 0	OVERALL	6- 0	2- 0	4- 0				
6- 1	0- 1	1- 0	HOME	1- 0	2- 0	2- 0				
9- 0	1- 0	1- 0	AWAY	5- 0	0- 0	2- 0				
1- 0	0- 0	1- 0	NEUTRAL	0- 0	0- 0	0- 0				
9- 1	1- 1	3- 0	NON-CONFERENCE	4- 0	1- 0	0- 0				
3- 1	0- 1	1- 0	HOME	1- 0	1- 0	0- 0				
5- 0	1- 0	1- 0	AWAY	3- 0	0- 0	0- 0				
1- 0	0- 0	1- 0	NEUTRAL	0- 0	0- 0	0- 0				
7- 0	0- 0	0- 0	CONFERENCE	2- 0	1- 0	4- 0				
3- 0	0- 0	0- 0	HOME	0- 0	1- 0	2- 0				
4- 0	0- 0	0- 0	AWAY	2- 0	0- 0	2- 0				
0- 0	0- 0	0- 0	NEUTRAL	0- 0	0- 0	0- 0				

RPI 1-25				Team's RPI: 4				RPI 26-50				RPI 51-100				RPI 101+			
RPI	S	Opponent	Score	RPI	S	Opponent	Score	RPI	S	Opponent	Score	RPI	S	Opponent	Score	RPI	S	Opponent	Score
11	H	Baylor	58 74	26	N	Oklahoma	97 53	57	A	Temple	83 54	115	H	Notre Dame	81 57				
13	A	DePaul	84 74	29	A	Ohio St.	73 62	59	A	Seton Hall	92 78	132	H	Wichita St.	83 55				
				37	H	Virginia	83 44	61	A	UCF	59 52	158	H	Houston	91 51				
								63	A	Vanderbilt	64 51	165	A	Memphis	68 56				
								91	A	Dayton	75 37	208	H	Tulsa	92 34				
								98	H	California	72 61	211	A	SMU	80 42				
LAST 10 Division I																			
208	H	Tulsa	92 34	211	A	SMU	80 42												
61	A	UCF	59 52	132	H	Wichita St.	83 55												
165	A	Memphis	68 56	26	N	Oklahoma	97 53												
158	H	Houston	91 51	13	A	DePaul	84 74												
11	H	Baylor	58 74	115	H	Notre Dame	81 57												

Non-Div I Games:

UConn

Average RPI Win:	305	WON-LOST	WINNING	LAST 10	STRENGTH OF	OPP. STRENGTH	TEAM	ADJ.	CONF.	ADJ CONF.
Average RPI Loss:	193	RECORD	PCT. RANK	GAMES	SCHEDULE	OF SCHEDULE	RPI	RPI	RPI	RPI
DIV. I ONLY	2- 17	340	1-9	292	258	341	341	20	20	
DIV. I NON-CONF.	1- 10	329	0-2	287	218	335	335	18	18	
TOTALS	RPI 1-25	RPI 26-50	W-L RECORDS	RPI 51-100	RPI 101-150	RPI 150+				
2- 17	0- 1	0- 0	OVERALL	0- 1	0- 2	2- 13				
1- 8	0- 1	0- 0	HOME	0- 0	0- 2	1- 5				
1- 9	0- 0	0- 0	AWAY	0- 1	0- 0	1- 8				
0- 0	0- 0	0- 0	NEUTRAL	0- 0	0- 0	0- 0				
1- 10	0- 1	0- 0	NON-CONFERENCE	0- 1	0- 1	1- 7				
0- 5	0- 1	0- 0	HOME	0- 0	0- 1	0- 3				
1- 5	0- 0	0- 0	AWAY	0- 1	0- 0	1- 4				
0- 0	0- 0	0- 0	NEUTRAL	0- 0	0- 0	0- 0				
1- 7	0- 0	0- 0	CONFERENCE	0- 0	0- 1	1- 6				
1- 3	0- 0	0- 0	HOME	0- 0	0- 1	1- 2				
0- 4	0- 0	0- 0	AWAY	0- 0	0- 0	0- 4				
0- 0	0- 0	0- 0	NEUTRAL	0- 0	0- 0	0- 0				

RPI S	Opponent	Score	RPI S	Opponent	Score	RPI S	Opponent	Score	RPI S	Opponent	Score	Team's RPI: 341
19	H Florida St.	42 86				70	A Kansas	50 91	129	H Western Mich.	52 80	
									134	H Wright St.	43 58	
									161	A Youngstown St.	65 77	
									174	H Eastern Mich.	59 68	
									178	A Kansas St.	40 84	
									183	A Valparaiso	37 63	
									185	A Green Bay	36 73	
									187	A Cleveland St.	44 84	
									188	A Miami (OH)	35 85	
									224	H Northern Ky.	46 88	
									249	H Eastern Ill.	45 80	
									264	H Oakland	70 64	
									269	H Indiana St.	40 61	
									285	A Milwaukee	55 71	
									312	H Detroit Mercy	62 70	
									329	A Purdue Fort Wayne	50 61	
									346	A Chicago St.	73 61	
LAST 10 Division I												
185	A Green Bay	36 73	312	H Detroit Mercy	62 70							
285	A Milwaukee	55 71	161	A Youngstown St.	65 77							
224	H Northern Ky.	46 88	187	A Cleveland St.	44 84							
134	H Wright St.	43 58	174	H Eastern Mich.	59 68							
264	H Oakland	70 64	183	A Valparaiso	37 63							

Non-Div I Games:

UIC

■ Loss, 
 ■ Non-Conf, 
 S Site, 
 ■ Home 
 ■ Away 
 N Neutral

Average RPI Win:	283	WON-LOST	WINNING	LAST 10	STRENGTH OF	OPP. STRENGTH	TEAM	ADJ.	CONF.	ADJ CONF.
Average RPI Loss:	204	RECORD	PCT. RANK	GAMES	SCHEDULE	OF SCHEDULE	RPI	RPI	RPI	RPI
DIV. I ONLY	3- 12	311	2-8	241	343	316	316	28	28	
DIV. I NON-CONF.	3- 7	252	2-3	304	319	314	314	27	27	
TOTALS	RPI 1-25	RPI 26-50	W-L RECORDS	RPI 51-100	RPI 101-150	RPI 150+				
3- 12	0- 0	0- 0	OVERALL	0- 1	0- 1	3- 10				
2- 3	0- 0	0- 0	HOME	0- 0	0- 0	2- 3				
1- 7	0- 0	0- 0	AWAY	0- 1	0- 1	1- 5				
0- 2	0- 0	0- 0	NEUTRAL	0- 0	0- 0	0- 2				
3- 7	0- 0	0- 0	NON-CONFERENCE	0- 1	0- 0	3- 6				
2- 1	0- 0	0- 0	HOME	0- 0	0- 0	2- 1				
1- 4	0- 0	0- 0	AWAY	0- 1	0- 0	1- 3				
0- 2	0- 0	0- 0	NEUTRAL	0- 0	0- 0	0- 2				
0- 5	0- 0	0- 0	CONFERENCE	0- 0	0- 1	0- 4				
0- 2	0- 0	0- 0	HOME	0- 0	0- 0	0- 2				
0- 3	0- 0	0- 0	AWAY	0- 0	0- 1	0- 2				
0- 0	0- 0	0- 0	NEUTRAL	0- 0	0- 0	0- 0				

RPI 1-25			RPI 26-50			RPI 51-100			RPI 101+			Team's RPI: 316
RPI	S	Opponent	Score	RPI	S	Opponent	Score	RPI	S	Opponent	Score	
						93 A Syracuse	48 82	101 A Stony Brook			45 57	
								159 A William & Mary			48 76	
								199 H Binghamton			43 61	
								202 N La Salle			58 74	
								212 A Mt. St. Mary's			61 71	
								223 A UMass Lowell			64 75	
								227 N Kennesaw St.			44 59	
								232 H Howard			61 72	
								238 A Lafayette			65 58	
								255 A Vermont			58 60	
								267 H Morgan St.			65 63	
								270 A Wagner			60 67	
								280 H New Hampshire			63 72	
								343 H Coppin St.			71 48	
LAST 10 Division I												
280	H	New Hampshire	63 72	238	A	Lafayette	65 58					
255	A	Vermont	58 60	267	H	Morgan St.	65 63					
199	H	Binghamton	43 61	93	A	Syracuse	48 82					
223	A	UMass Lowell	64 75	227	N	Kennesaw St.	44 59					
101	A	Stony Brook	45 57	202	N	La Salle	58 74					

Non-Div I Games: Gettysburg 92 50

UMBC

Loss, Non-Conf, S Site, H Home A Away N Neutral

UMES		WON-LOST	WINNING	LAST 10	STRENGTH OF	OPP. STRENGTH	TEAM	ADJ.	CONF.	ADJ CONF.
Average RPI Win: 263		RECORD	PCT. RANK	GAMES	SCHEDULE	OF SCHEDULE	RPI	RPI	RPI	RPI
Average RPI Loss: 165										
DIV. I ONLY		2- 14	333	2-8	181	278	322	322	30	30
DIV. I NON-CONF.		1- 10	329	1-4	131	203	311	311	31	31
-----										
TOTALS	RPI 1-25		RPI 26-50		W-L RECORDS		RPI 51-100		RPI 101-150	RPI 150+
2- 14	0- 0		0- 2		OVERALL		0- 2		0- 3	2- 7
2- 5	0- 0		0- 0		HOME		0- 0		0- 2	2- 3
0- 9	0- 0		0- 2		AWAY		0- 2		0- 1	0- 4
0- 0	0- 0		0- 0		NEUTRAL		0- 0		0- 0	0- 0
1- 10	0- 0		0- 2		NON-CONFERENCE		0- 2		0- 2	1- 4
1- 3	0- 0		0- 0		HOME		0- 0		0- 1	1- 2
0- 7	0- 0		0- 2		AWAY		0- 2		0- 1	0- 2
0- 0	0- 0		0- 0		NEUTRAL		0- 0		0- 0	0- 0
1- 4	0- 0		0- 0		CONFERENCE		0- 0		0- 1	1- 3
1- 2	0- 0		0- 0		HOME		0- 0		0- 1	1- 1
0- 2	0- 0		0- 0		AWAY		0- 0		0- 0	0- 2
0- 0	0- 0		0- 0		NEUTRAL		0- 0		0- 0	0- 0

RPI 1-25			RPI 26-50			RPI 51-100			RPI 101+			Team's RPI: 322
RPI	S	Opponent	Score	RPI	S	Opponent	Score	RPI	S	Opponent	Score	
30	A	Virginia Tech	43 86	36	A	Old Dominion	39 48	62	A	Charlotte	44 64	122 A UNC Greensboro 48 86
												128 H N.C. A&T 31 67
												130 H Richmond 52 64
												159 A William & Mary 50 78
												173 A Norfolk St. 45 68
												212 H Mt. St. Mary's 78 76
												232 H Howard 58 79
												233 H Georgetown 39 57
												279 A East Carolina 42 57
												290 H Longwood 62 71
												313 H N.C. Central 65 63
												349 A South Carolina St. 55 60
-----												
LAST 10 Division I												
349	A	South Carolina St.	55 60	62	A	Charlotte	44 64					
173	A	Norfolk St.	45 68	233	H	Georgetown	39 57					
313	H	N.C. Central	65 63	290	H	Longwood	62 71					
128	H	N.C. A&T	31 67	212	H	Mt. St. Mary's	78 76					
232	H	Howard	58 79	36	A	Old Dominion	39 48					

Non-Div I Games: Greensboro 65 48 Wesley 75 29

UMES

Loss, Non-Conf, S Site, H Home A Away N Neutral

Average RPI Win:	263	WON-LOST	WINNING	LAST 10	STRENGTH OF	OPP. STRENGTH	TEAM	ADJ.	CONF.	ADJ CONF.
Average RPI Loss:	148	RECORD	PCT. RANK	GAMES	SCHEDULE	OF SCHEDULE	RPI	RPI	RPI	RPI
DIV. I ONLY	9- 9	170	6-4	272	165	225	225	32	32	
DIV. I NON-CONF.	5- 7	205	2-2	224	42	239	239	32	32	
TOTALS	RPI 1-25	RPI 26-50	W-L RECORDS	RPI 51-100	RPI 101-150	RPI 150+				
9- 9	0- 1	0- 0	OVERALL	0- 2	1- 3	8- 3				
6- 4	0- 0	0- 0	HOME	0- 2	1- 1	5- 1				
3- 5	0- 1	0- 0	AWAY	0- 0	0- 2	3- 2				
0- 0	0- 0	0- 0	NEUTRAL	0- 0	0- 0	0- 0				
5- 7	0- 1	0- 0	NON-CONFERENCE	0- 2	1- 2	4- 2				
4- 4	0- 0	0- 0	HOME	0- 2	1- 1	3- 1				
1- 3	0- 1	0- 0	AWAY	0- 0	0- 1	1- 1				
0- 0	0- 0	0- 0	NEUTRAL	0- 0	0- 0	0- 0				
4- 2	0- 0	0- 0	CONFERENCE	0- 0	0- 1	4- 1				
2- 0	0- 0	0- 0	HOME	0- 0	0- 0	2- 0				
2- 2	0- 0	0- 0	AWAY	0- 0	0- 1	2- 1				
0- 0	0- 0	0- 0	NEUTRAL	0- 0	0- 0	0- 0				

RPI 1-25				RPI 26-50				RPI 51-100				RPI 101+ Team's RPI: 225			
RPI	S	Opponent	Score	RPI	S	Opponent	Score	RPI	S	Opponent	Score	RPI	S	Opponent	Score
3	A	Missouri St.	58 83					88	H	Davidson	64 74	108	H	Liberty	44 68
								96	H	Loyola Chicago	67 72	117	A	Pacific	60 89
												144	A	CSU Bakersfield	60 70
												147	H	Missouri	59 56
												170	H	Portland St.	87 69
												178	H	Kansas St.	67 74
												209	A	George Mason	64 58
												276	A	Omaha	53 57
												277	A	Grand Canyon	74 53
												289	H	Eastern Wash.	66 55
												295	H	Denver	83 79
												310	H	New Mexico St.	56 52
												321	A	Utah Valley	41 62
												325	H	UTRGV	60 56
												342	A	Seattle U	76 65
LAST 10 Division I															
277	A	Grand Canyon	74 53	342	A	Seattle U	76 65								
144	A	CSU Bakersfield	60 70	108	H	Liberty	44 68								
310	H	New Mexico St.	56 52	289	H	Eastern Wash.	66 55								
325	H	UTRGV	60 56	178	H	Kansas St.	67 74								
321	A	Utah Valley	41 62	147	H	Missouri	59 56								

Non-Div I Games: Rockhurst 78 60 Science & Arts Okla74 43

UMKC

Loss, Non-Conf, S Site, H Home A Away N Neutral

Average RPI Win:	303	WON-LOST	WINNING	LAST 10	STRENGTH OF	OPP. STRENGTH	TEAM	ADJ.	CONF.	ADJ CONF.
Average RPI Loss:	110	RECORD	PCT. RANK	GAMES	SCHEDULE	OF SCHEDULE	RPI	RPI	RPI	RPI
DIV. I ONLY	9- 9	170	8-2	261	298	223	223	28	28	
DIV. I NON-CONF.	4- 9	250	3-2	187	302	261	261	27	27	
TOTALS	RPI 1-25	RPI 26-50	W-L RECORDS	RPI 51-100	RPI 101-150	RPI 150+				
9- 9	0- 0	0- 1	OVERALL	0- 3	0- 2	9- 3				
5- 4	0- 0	0- 1	HOME	0- 0	0- 1	5- 2				
4- 5	0- 0	0- 0	AWAY	0- 3	0- 1	4- 1				
0- 0	0- 0	0- 0	NEUTRAL	0- 0	0- 0	0- 0				
4- 9	0- 0	0- 1	NON-CONFERENCE	0- 3	0- 2	4- 3				
2- 4	0- 0	0- 1	HOME	0- 0	0- 1	2- 2				
2- 5	0- 0	0- 0	AWAY	0- 3	0- 1	2- 1				
0- 0	0- 0	0- 0	NEUTRAL	0- 0	0- 0	0- 0				
5- 0	0- 0	0- 0	CONFERENCE	0- 0	0- 0	5- 0				
3- 0	0- 0	0- 0	HOME	0- 0	0- 0	3- 0				
2- 0	0- 0	0- 0	AWAY	0- 0	0- 0	2- 0				
0- 0	0- 0	0- 0	NEUTRAL	0- 0	0- 0	0- 0				

RPI	S	Opponent	Score	RPI	S	Opponent	Score	RPI	S	Opponent	Score	RPI	S	Opponent	Score	Team's RPI: 223
45	H	Yale	59 67	70	A	Kansas	44 79	110	A	Providence	38 63	118	H	Massachusetts	58 74	
				82	A	Boston College	46 89	152	H	Dartmouth	51 62	154	H	Cornell	56 70	
				92	A	Colgate	51 73	164	A	Merrimack	50 73	199	A	Binghamton	66 56	
								252	H	Maine	66 57	280	H	New Hampshire	58 53	
								316	H	UMBC	75 64	319	A	Bryant	55 35	
								335	A	Hartford	68 63	336	H	Fairleigh Dickinson	61 56	
								345	A	Central Conn. St.	56 54	348	H	LIU Brooklyn	65 56	
LAST 10 Division I																
252	H	Maine	66 57	336	H	Fairleigh Dickinson	61 56									
199	A	Binghamton	66 56	164	A	Merrimack	50 73									
335	A	Hartford	68 63	152	H	Dartmouth	51 62									
316	H	UMBC	75 64	348	H	LIU Brooklyn	65 56									
280	H	New Hampshire	58 53	345	A	Central Conn. St.	56 54									

Non-Div I Games:

UMass Lowell

■ Loss, 
 ■ Non-Conf, S Site, 
 ■ Home 
 ■ Away 
 N Neutral

## UNC Asheville

Through Games Of Jan. 21, 2020

Average RPI Win:	267	WON-LOST	WINNING	LAST 10	STRENGTH OF	OPP. STRENGTH	TEAM	ADJ.	CONF.	ADJ CONF.
Average RPI Loss:	199	RECORD	PCT. RANK	GAMES	SCHEDULE	OF SCHEDULE	RPI	RPI	RPI	RPI
DIV. I ONLY	9- 6	120	6-4	336	307	245	245	27	27	
DIV. I NON-CONF.	4- 3	138	1-1	343	247	253	253	28	28	
TOTALS	RPI 1-25	RPI 26-50	W-L RECORDS	RPI 51-100	RPI 101-150	RPI 150+				
9- 6	0- 0	0- 0	OVERALL	0- 1	1- 1	8- 4				
4- 3	0- 0	0- 0	HOME	0- 0	1- 1	3- 2				
4- 3	0- 0	0- 0	AWAY	0- 1	0- 0	4- 2				
1- 0	0- 0	0- 0	NEUTRAL	0- 0	0- 0	1- 0				
4- 3	0- 0	0- 0	NON-CONFERENCE	0- 1	0- 1	4- 1				
1- 1	0- 0	0- 0	HOME	0- 0	0- 1	1- 0				
2- 2	0- 0	0- 0	AWAY	0- 1	0- 0	2- 1				
1- 0	0- 0	0- 0	NEUTRAL	0- 0	0- 0	1- 0				
5- 3	0- 0	0- 0	CONFERENCE	0- 0	1- 0	4- 3				
3- 2	0- 0	0- 0	HOME	0- 0	1- 0	2- 2				
2- 1	0- 0	0- 0	AWAY	0- 0	0- 0	2- 1				
0- 0	0- 0	0- 0	NEUTRAL	0- 0	0- 0	0- 0				

RPI 1-25			RPI 26-50			RPI 51-100			RPI 101+			Team's RPI: 245
RPI	S	Opponent	Score	RPI	S	Opponent	Score	RPI	S	Opponent	Score	
						53 A Miami (FL)	46 75	122 H	UNC Greensboro	40 67		
								143 H	Campbell	60 52		
								172 A	Hampton	59 68		
								219 H	Gardner-Webb	59 65		
								230 A	ETSU	72 54		
								237 N	Southern U.	53 34		
								240 H	High Point	76 60		
								242 A	Radford	63 50		
								296 A	Wofford	38 75		
								297 H	Presbyterian	54 39		
								327 A	Western Caro.	64 47		
								333 H	Charleston So.	48 60		
								334 A	USC Upstate	68 48		
								349 H	South Carolina St.	82 51		
LAST 10 Division I												
219 H		Gardner-Webb	59 65	143 H		Campbell	60 52					
333 H		Charleston So.	48 60	172 A		Hampton	59 68					
242 A		Radford	63 50	297 H		Presbyterian	54 39					
240 H		High Point	76 60	237 N		Southern U.	53 34					
334 A		USC Upstate	68 48	53 A		Miami (FL)	46 75					

Non-Div I Games: Montreat 89 45 Lenoir-Rhyne 68 48

UNC Asheville

Loss, Non-Conf, S Site, H Home A Away N Neutral

UNC Greensboro

Through Games Of Jan. 21, 2020

Average RPI Win:	233	WON-LOST	WINNING	LAST 10	STRENGTH OF	OPP. STRENGTH	TEAM	ADJ.	CONF.	ADJ CONF.
Average RPI Loss:	127	RECORD	PCT. RANK	GAMES	SCHEDULE	OF SCHEDULE	RPI	RPI	RPI	RPI
DIV. I ONLY	11- 4	60	8-2	271	214	122	122	23	23	
DIV. I NON-CONF.	8- 4	90	5-2	176	287	99	99	20	20	
TOTALS	RPI 1-25	RPI 26-50	W-L RECORDS	RPI 51-100	RPI 101-150	RPI 150+				
11- 4	0- 0	0- 0	OVERALL	1- 0	1- 4	9- 0				
7- 1	0- 0	0- 0	HOME	0- 0	0- 1	7- 0				
4- 3	0- 0	0- 0	AWAY	1- 0	1- 3	2- 0				
0- 0	0- 0	0- 0	NEUTRAL	0- 0	0- 0	0- 0				
8- 4	0- 0	0- 0	NON-CONFERENCE	1- 0	1- 4	6- 0				
4- 1	0- 0	0- 0	HOME	0- 0	0- 1	4- 0				
4- 3	0- 0	0- 0	AWAY	1- 0	1- 3	2- 0				
0- 0	0- 0	0- 0	NEUTRAL	0- 0	0- 0	0- 0				
3- 0	0- 0	0- 0	CONFERENCE	0- 0	0- 0	3- 0				
3- 0	0- 0	0- 0	HOME	0- 0	0- 0	3- 0				
0- 0	0- 0	0- 0	AWAY	0- 0	0- 0	0- 0				
0- 0	0- 0	0- 0	NEUTRAL	0- 0	0- 0	0- 0				

RPI 1-25			RPI 26-50			RPI 51-100			RPI 101+			Team's RPI: 122
RPI	S	Opponent	Score	RPI	S	Opponent	Score	RPI	S	Opponent	Score	
						60	A Wake Forest	67 65				
									106	A Coastal Caro.	54	63
									108	A Liberty	58	53
									128	A N.C. A&T	48	57
									130	H Richmond	62	70
									143	A Campbell	64	72
									203	H Chattanooga	49	41
									230	H ETSU	63	47
									240	H High Point	82	70
									241	A Col. of Charleston	69	56
									245	A UNC Asheville	67	40
									268	H Appalachian St.	54	47
									318	H Georgia St.	64	49
									322	H UMES	86	48
									327	H Western Caro.	54	43
LAST 10 Division I												
327	H	Western Caro.	54	43	241	A	Col. of Charleston	69	56			
203	H	Chattanooga	49	41	128	A	N.C. A&T	48	57			
230	H	ETSU	63	47	318	H	Georgia St.	64	49			
268	H	Appalachian St.	54	47	143	A	Campbell	64	72			
240	H	High Point	82	70	245	A	UNC Asheville	67	40			

Non-Div I Games: Erskine 106 44 Concord 80 45 Lenoir-Rhyne 84 59

UNC Greensboro

Loss, Non-Conf, S Site, H Home A Away N Neutral



Average RPI Win:	265	WON-LOST	WINNING	LAST 10	STRENGTH OF	OPP. STRENGTH	TEAM	ADJ.	CONF.	ADJ CONF.
Average RPI Loss:	130	RECORD	PCT. RANK	GAMES	SCHEDULE	OF SCHEDULE	RPI	RPI	RPI	RPI
DIV. I ONLY	4- 11	284	3-7	89	276	239	239	14	14	
DIV. I NON-CONF.	2- 7	288	1-3	119	336	276	276	13	13	
TOTALS	RPI 1-25	RPI 26-50	W-L RECORDS	RPI 51-100	RPI 101-150	RPI 150+				
4- 11	0- 1	0- 1	OVERALL	0- 3	0- 2	4- 4				
2- 6	0- 0	0- 1	HOME	0- 1	0- 1	2- 3				
2- 4	0- 1	0- 0	AWAY	0- 1	0- 1	2- 1				
0- 1	0- 0	0- 0	NEUTRAL	0- 1	0- 0	0- 0				
2- 7	0- 1	0- 0	NON-CONFERENCE	0- 2	0- 1	2- 3				
1- 3	0- 0	0- 0	HOME	0- 0	0- 1	1- 2				
1- 3	0- 1	0- 0	AWAY	0- 1	0- 0	1- 1				
0- 1	0- 0	0- 0	NEUTRAL	0- 1	0- 0	0- 0				
2- 4	0- 0	0- 1	CONFERENCE	0- 1	0- 1	2- 1				
1- 3	0- 0	0- 1	HOME	0- 1	0- 0	1- 1				
1- 1	0- 0	0- 0	AWAY	0- 0	0- 1	1- 0				
0- 0	0- 0	0- 0	NEUTRAL	0- 0	0- 0	0- 0				

RPI 1-25				RPI 26-50				RPI 51-100				RPI 101+ Team's RPI: 239			
RPI	S	Opponent	Score	RPI	S	Opponent	Score	RPI	S	Opponent	Score	RPI	S	Opponent	Score
15	A	NC State	40 80	40	H	James Madison	58 66	60	A	Wake Forest	55 65	106	H	Coastal Caro.	43 62
								74	N	North Carolina	45 85	107	A	Elon	53 77
								90	H	Drexel	72 73	159	A	William & Mary	72 55
												176	H	Towson	41 62
												227	H	Kennesaw St.	56 58
												250	H	Winthrop	63 75
												253	H	Delaware	71 65
												290	A	Longwood	58 59
												297	A	Presbyterian	70 60
												349	H	South Carolina St.	84 46
LAST 10 Division I															
176	H	Towson	41 62	253	H	Delaware	71 65								
40	H	James Madison	58 66	74	N	North Carolina	45 85								
107	A	Elon	53 77	250	H	Winthrop	63 75								
159	A	William & Mary	72 55	106	H	Coastal Caro.	43 62								
90	H	Drexel	72 73	297	A	Presbyterian	70 60								

Non-Div I Games: Catawba 75 78 Mount Olive 75 67

UNCW

Loss, Non-Conf, S Site, H Home A Away N Neutral

UNI		WON-LOST	WINNING	LAST 10	STRENGTH OF	OPP. STRENGTH	TEAM	ADJ.	CONF.	ADJ CONF.
Average RPI Win: 164		RECORD	PCT. RANK	GAMES	SCHEDULE	OF SCHEDULE	RPI	RPI	RPI	RPI
Average RPI Loss: 32										
DIV. I ONLY		10- 5	72	6-4	134	2	50	50	7	7
DIV. I NON-CONF.		7- 3	80	3-2	105	2	40	40	7	7
-----										
TOTALS	RPI 1-25		RPI 26-50		W-L RECORDS		RPI 51-100		RPI 101-150	RPI 150+
10- 5	1- 2		0- 2		OVERALL		3- 1		2- 0	4- 0
5- 0	1- 0		0- 0		HOME		1- 0		0- 0	3- 0
5- 3	0- 2		0- 1		AWAY		2- 0		2- 0	1- 0
0- 2	0- 0		0- 1		NEUTRAL		0- 1		0- 0	0- 0
7- 3	1- 1		0- 1		NON-CONFERENCE		2- 1		2- 0	2- 0
3- 0	1- 0		0- 0		HOME		1- 0		0- 0	1- 0
4- 1	0- 1		0- 0		AWAY		1- 0		2- 0	1- 0
0- 2	0- 0		0- 1		NEUTRAL		0- 1		0- 0	0- 0
3- 2	0- 1		0- 1		CONFERENCE		1- 0		0- 0	2- 0
2- 0	0- 0		0- 0		HOME		0- 0		0- 0	2- 0
1- 2	0- 1		0- 1		AWAY		1- 0		0- 0	0- 0
0- 0	0- 0		0- 0		NEUTRAL		0- 0		0- 0	0- 0

RPI 1-25				RPI 26-50				Team's RPI: 50				RPI 51-100				RPI 101+			
RPI	S	Opponent	Score	RPI	S	Opponent	Score	RPI	S	Opponent	Score	RPI	S	Opponent	Score	RPI	S	Opponent	Score
3	A	Missouri St.	66 80	29	N	Ohio St.	46 64	56	H	IUPUI	51 50	132	A	Wichita St.	61 50				
6	H	Iowa	88 66	38	A	Drake	87 104	65	A	Iowa St.	71 63	147	A	Missouri	78 73				
22	A	Creighton	54 57					66	A	Southern Ill.	60 57	269	H	Indiana St.	73 43				
								67	N	Alabama	77 87	276	A	Omaha	81 45				
												293	H	North Dakota St.	95 63				
												326	H	Evansville	76 60				
-----																			
LAST 10 Division I																			
269	H	Indiana St.	73 43	65	A	Iowa St.	71 63												
326	H	Evansville	76 60	56	H	IUPUI	51 50												
3	A	Missouri St.	66 80	276	A	Omaha	81 45												
66	A	Southern Ill.	60 57	22	A	Creighton	54 57												
38	A	Drake	87 104	29	N	Ohio St.	46 64												

Non-Div I Games: Northwest Mo. St. 78 53

UNI

Loss, Non-Conf, S Site, H Home A Away N Neutral

Average RPI Win:	205	WON-LOST	WINNING	LAST 10	STRENGTH OF	OPP. STRENGTH	TEAM	ADJ.	CONF.	ADJ CONF.
Average RPI Loss:	135	RECORD	PCT. RANK	GAMES	SCHEDULE	OF SCHEDULE	RPI	RPI	RPI	RPI
DIV. I ONLY	9- 9	170	6-4	208	135	194	194	17	17	
DIV. I NON-CONF.	4- 7	225	1-3	247	76	267	267	24	24	
TOTALS	RPI 1-25	RPI 26-50	W-L RECORDS	RPI 51-100	RPI 101-150	RPI 150+				
9- 9	0- 0	1- 2	OVERALL	1- 2	1- 1	6- 4				
5- 5	0- 0	1- 2	HOME	1- 1	1- 1	2- 1				
4- 4	0- 0	0- 0	AWAY	0- 1	0- 0	4- 3				
0- 0	0- 0	0- 0	NEUTRAL	0- 0	0- 0	0- 0				
4- 7	0- 0	1- 2	NON-CONFERENCE	0- 1	1- 1	2- 3				
3- 4	0- 0	1- 2	HOME	0- 0	1- 1	1- 1				
1- 3	0- 0	0- 0	AWAY	0- 1	0- 0	1- 2				
0- 0	0- 0	0- 0	NEUTRAL	0- 0	0- 0	0- 0				
5- 2	0- 0	0- 0	CONFERENCE	1- 1	0- 0	4- 1				
2- 1	0- 0	0- 0	HOME	1- 1	0- 0	1- 0				
3- 1	0- 0	0- 0	AWAY	0- 0	0- 0	3- 1				
0- 0	0- 0	0- 0	NEUTRAL	0- 0	0- 0	0- 0				

RPI S	Opponent	Score	RPI S	Opponent	Score	RPI S	Opponent	Score	RPI S	Opponent	Score	Team's RPI: 194
37	H Virginia	55 63	80	A Southern California	54 75	102	H South Fla.	61 51				
46	H St. John's (NY)	79 75	94	H Fresno St.	66 72	107	H Elon	44 50				
48	H Duke	45 57	97	H Boise St.	66 65	155	A San Jose St.	60 62				
						180	A New Mexico	68 51				
						197	A Southern Utah	68 72				
						217	H Wyoming	65 53				
						222	H Cal St. Fullerton	58 64				
						262	A Pepperdine	69 44				
						277	A Grand Canyon	51 53				
						287	A Utah St.	60 46				
						309	A Air Force	67 60				
						349	H South Carolina St.	66 57				
LAST 10 Division I												
180	A New Mexico	68 51	287	A Utah St.	60 46							
155	A San Jose St.	60 62	102	H South Fla.	61 51							
217	H Wyoming	65 53	37	H Virginia	55 63							
97	H Boise St.	66 65	277	A Grand Canyon	51 53							
309	A Air Force	67 60	80	A Southern California	54 75							

Non-Div I Games:

UNLV

■ Loss, 
 ■ Non-Conf, S Site, 
 ■ Home 
 ■ Away 
 N Neutral

Average RPI Win:	340	WON-LOST	WINNING	LAST 10	STRENGTH OF	OPP. STRENGTH	TEAM	ADJ.	CONF.	ADJ CONF.
Average RPI Loss:	200	RECORD	PCT. RANK	GAMES	SCHEDULE	OF SCHEDULE	RPI	RPI	RPI	RPI
DIV. I ONLY	4- 12	292	2-8	312	336	334	334	27	27	
DIV. I NON-CONF.	3- 4	201	1-0	338	258	308	308	28	28	
TOTALS	RPI 1-25	RPI 26-50	W-L RECORDS	RPI 51-100	RPI 101-150	RPI 150+				
4- 12	0- 1	0- 0	OVERALL	0- 1	0- 1	4- 9				
4- 4	0- 0	0- 0	HOME	0- 0	0- 0	4- 4				
0- 8	0- 1	0- 0	AWAY	0- 1	0- 1	0- 5				
0- 0	0- 0	0- 0	NEUTRAL	0- 0	0- 0	0- 0				
3- 4	0- 1	0- 0	NON-CONFERENCE	0- 1	0- 0	3- 2				
3- 0	0- 0	0- 0	HOME	0- 0	0- 0	3- 0				
0- 4	0- 1	0- 0	AWAY	0- 1	0- 0	0- 2				
0- 0	0- 0	0- 0	NEUTRAL	0- 0	0- 0	0- 0				
1- 8	0- 0	0- 0	CONFERENCE	0- 0	0- 1	1- 7				
1- 4	0- 0	0- 0	HOME	0- 0	0- 0	1- 4				
0- 4	0- 0	0- 0	AWAY	0- 0	0- 1	0- 3				
0- 0	0- 0	0- 0	NEUTRAL	0- 0	0- 0	0- 0				

RPI 1-25				RPI 26-50				RPI 51-100				RPI 101+				Team's RPI: 334
RPI	S	Opponent	Score	RPI	S	Opponent	Score	RPI	S	Opponent	Score	RPI	S	Opponent	Score	
2	A	South Carolina	32 112					86	A	Georgia	53 67	143	A	Campbell	38 50	
												172	A	Hampton	40 60	
												219	A	Gardner-Webb	53 63	
												236	A	Jacksonville	43 87	
												240	A	High Point	46 85	
												242	H	Radford	41 57	
												245	H	UNC Asheville	48 68	
												250	H	Winthrop	38 52	
												279	A	East Carolina	48 69	
												290	H	Longwood	62 70	
												327	H	Western Caro.	70 62	
												333	H	Charleston So.	70 53	
												349	H	South Carolina St.	58 47	
												350	H	Florida A&M	74 61	
LAST 10 Division I																
242	H	Radford	41 57	245	H	UNC Asheville	48 68									
219	A	Gardner-Webb	53 63	240	A	High Point	46 85									
172	A	Hampton	40 60	143	A	Campbell	38 50									
290	H	Longwood	62 70	333	H	Charleston So.	70 53									
250	H	Winthrop	38 52	349	H	South Carolina St.	58 47									

Non-Div I Games: Mars Hill 89 31 UNKNOWN 71 49

USC Upstate

Loss, Non-Conf, S Site, H Home A Away N Neutral

Average RPI Win:	239	WON-LOST	WINNING	LAST 10	STRENGTH OF	OPP. STRENGTH	TEAM	ADJ.	CONF.	ADJ CONF.
Average RPI Loss:	50	RECORD	PCT. RANK	GAMES	SCHEDULE	OF SCHEDULE	RPI	RPI	RPI	RPI
DIV. I ONLY	11- 7	111	6-4	127	130	116	116	22	22	
DIV. I NON-CONF.	6- 6	164	1-3	80	52	116	116	23	23	
TOTALS	RPI 1-25	RPI 26-50	W-L RECORDS	RPI 51-100	RPI 101-150	RPI 150+				
11- 7	0- 3	0- 1	OVERALL	0- 2	2- 1	9- 0				
7- 2	0- 0	0- 0	HOME	0- 2	2- 0	5- 0				
4- 2	0- 1	0- 0	AWAY	0- 0	0- 1	4- 0				
0- 3	0- 2	0- 1	NEUTRAL	0- 0	0- 0	0- 0				
6- 6	0- 3	0- 1	NON-CONFERENCE	0- 2	1- 0	5- 0				
3- 2	0- 0	0- 0	HOME	0- 2	1- 0	2- 0				
3- 1	0- 1	0- 0	AWAY	0- 0	0- 0	3- 0				
0- 3	0- 2	0- 1	NEUTRAL	0- 0	0- 0	0- 0				
5- 1	0- 0	0- 0	CONFERENCE	0- 0	1- 1	4- 0				
4- 0	0- 0	0- 0	HOME	0- 0	1- 0	3- 0				
1- 1	0- 0	0- 0	AWAY	0- 0	0- 1	1- 0				
0- 0	0- 0	0- 0	NEUTRAL	0- 0	0- 0	0- 0				

RPI 1-25				RPI 26-50				RPI 51-100				RPI 101+ Team's RPI: 116			
RPI	S	Opponent	Score	RPI	S	Opponent	Score	RPI	S	Opponent	Score	RPI	S	Opponent	Score
1	N	Louisville	67 76	44	N	Oklahoma St.	47 60	77	H	Marist	57 73	106	A	Coastal Caro.	56 62
7	N	Oregon	54 91					95	H	Texas Southern	63 74	124	H	Louisiana	79 52
17	A	Northwestern	47 74									134	H	Wright St.	68 62
												178	A	Kansas St.	57 53
												201	H	Little Rock	65 58
												211	H	SMU	51 46
												234	H	Arkansas St.	71 44
												248	A	North Texas	68 49
												268	A	Appalachian St.	82 60
												337	A	Grambling	88 54
												346	H	Chicago St.	84 53
												347	H	La.-Monroe	72 34
LAST 10 Division I															
347	H	La.-Monroe	72 34	234	H	Arkansas St.	71 44								
124	H	Louisiana	79 52	95	H	Texas Southern	63 74								
106	A	Coastal Caro.	56 62	211	H	SMU	51 46								
268	A	Appalachian St.	82 60	77	H	Marist	57 73								
201	H	Little Rock	65 58	17	A	Northwestern	47 74								

Non-Div I Games:

UT Arlington

Average RPI Win:	180	WON-LOST	WINNING	LAST 10	STRENGTH OF	OPP. STRENGTH	TEAM	ADJ.	CONF.	ADJ CONF.
Average RPI Loss:	43	RECORD	PCT. RANK	GAMES	SCHEDULE	OF SCHEDULE	RPI	RPI	RPI	RPI
DIV. I ONLY	10- 7	124	8-2	62	51	68	68	18	18	
DIV. I NON-CONF.	4- 7	225	2-2	18	8	114	114	21	21	
TOTALS	RPI 1-25	RPI 26-50	W-L RECORDS	RPI 51-100	RPI 101-150	RPI 150+				
10- 7	0- 3	0- 1	OVERALL	2- 3	0- 0	8- 0				
8- 1	0- 1	0- 0	HOME	2- 0	0- 0	6- 0				
2- 6	0- 2	0- 1	AWAY	0- 3	0- 0	2- 0				
0- 0	0- 0	0- 0	NEUTRAL	0- 0	0- 0	0- 0				
4- 7	0- 3	0- 1	NON-CONFERENCE	1- 3	0- 0	3- 0				
4- 1	0- 1	0- 0	HOME	1- 0	0- 0	3- 0				
0- 6	0- 2	0- 1	AWAY	0- 3	0- 0	0- 0				
0- 0	0- 0	0- 0	NEUTRAL	0- 0	0- 0	0- 0				
6- 0	0- 0	0- 0	CONFERENCE	1- 0	0- 0	5- 0				
4- 0	0- 0	0- 0	HOME	1- 0	0- 0	3- 0				
2- 0	0- 0	0- 0	AWAY	0- 0	0- 0	2- 0				
0- 0	0- 0	0- 0	NEUTRAL	0- 0	0- 0	0- 0				

RPI 1-25				RPI 26-50				RPI 51-100 Team's RPI: 68				RPI 101+			
RPI	S	Opponent	Score	RPI	S	Opponent	Score	RPI	S	Opponent	Score	RPI	S	Opponent	Score
1	H	Louisville	63 71	34	A	Arkansas	46 96	56	H	IUPUI	57 51	151	A	Austin Peay	69 61
9	A	Gonzaga	55 78					66	A	Southern Ill.	59 70	151	H	Austin Peay	65 61
14	A	Mississippi St.	46 82					78	A	Illinois St.	47 70	163	H	Samford	80 75
								84	H	Belmont	74 57	203	H	Chattanooga	78 51
								99	A	Saint Louis	50 56	206	A	Murray St.	89 64
												206	H	Murray St.	98 56
												251	H	Lipscomb	83 67
												331	H	Tennessee St.	88 71
LAST 10 Division I															
151	H	Austin Peay	65 61	206	A	Murray St.	89 64								
206	H	Murray St.	98 56	34	A	Arkansas	46 96								
84	H	Belmont	74 57	1	H	Louisville	63 71								
331	H	Tennessee St.	88 71	251	H	Lipscomb	83 67								
151	A	Austin Peay	69 61	203	H	Chattanooga	78 51								

Non-Div I Games:

UT Martin

U  
T  
E  
P

U  
T  
E  
P

UTEP

Page 319

Average RPI Win:	320	WON-LOST	WINNING	LAST 10	STRENGTH OF	OPP. STRENGTH	TEAM	ADJ.	CONF.	ADJ CONF.
Average RPI Loss:	187	RECORD	PCT. RANK	GAMES	SCHEDULE	OF SCHEDULE	RPI	RPI	RPI	RPI
DIV. I ONLY	4- 10	280	3-7	314	312	325	325	32	32	
DIV. I NON-CONF.	1- 8	322	0-5	255	212	331	331	32	32	
TOTALS	RPI 1-25	RPI 26-50	W-L RECORDS	RPI 51-100	RPI 101-150	RPI 150+				
4- 10	0- 0	0- 1	OVERALL	0- 2	0- 0	4- 7				
3- 3	0- 0	0- 0	HOME	0- 1	0- 0	3- 2				
1- 5	0- 0	0- 1	AWAY	0- 1	0- 0	1- 3				
0- 2	0- 0	0- 0	NEUTRAL	0- 0	0- 0	0- 2				
1- 8	0- 0	0- 1	NON-CONFERENCE	0- 2	0- 0	1- 5				
1- 2	0- 0	0- 0	HOME	0- 1	0- 0	1- 1				
0- 4	0- 0	0- 1	AWAY	0- 1	0- 0	0- 2				
0- 2	0- 0	0- 0	NEUTRAL	0- 0	0- 0	0- 2				
3- 2	0- 0	0- 0	CONFERENCE	0- 0	0- 0	3- 2				
2- 1	0- 0	0- 0	HOME	0- 0	0- 0	2- 1				
1- 1	0- 0	0- 0	AWAY	0- 0	0- 0	1- 1				
0- 0	0- 0	0- 0	NEUTRAL	0- 0	0- 0	0- 0				

RPI S	Opponent	Score	RPI S	Opponent	Score	RPI S	Opponent	Score	RPI S	Opponent	Score	Team's RPI: 325
49	A Texas	69 85	80	A Southern California	43 80	177	A A&M-Corpus Christi	50 61	177	H A&M-Corpus Christi	54 59	
			95	H Texas Southern	44 71	178	A Kansas St.	66 79	225	A UMKC	56 60	
						284	N Long Beach St.	65 69	288	N Nevada	57 62	
						292	H UTSA	75 64	301	H California Baptist	87 68	
						321	H Utah Valley	67 76	342	H Seattle U	85 81	
						346	A Chicago St.	87 67				
LAST 10 Division I												
321	H Utah Valley	67 76	178	A Kansas St.	66 79							
342	H Seattle U	85 81	288	N Nevada	57 62							
346	A Chicago St.	87 67	284	N Long Beach St.	65 69							
225	A UMKC	56 60	80	A Southern California	43 80							
301	H California Baptist	87 68	177	H A&M-Corpus Christi	54 59							

Non-Div I Games: Tex. A&M Int'l 72 56 Tex. A&M-Kingsville 66 45 Texas Lutheran 98 46 Minot St. 75 56

UTRGV

Loss, Non-Conf, S Site, H Home A Away N Neutral



U

**A**

**A**

UTSA

Average RPI Win:	190	WON-LOST	WINNING	LAST 10	STRENGTH OF	OPP. STRENGTH	TEAM	ADJ.	CONF.	ADJ CONF.
Average RPI Loss:	71	RECORD	PCT. RANK	GAMES	SCHEDULE	OF SCHEDULE	RPI	RPI	RPI	RPI
DIV. I ONLY	9- 8	161	5-5	70	68	111	111	1	1	
DIV. I NON-CONF.	7- 4	100	3-1	293	140	194	194	1	1	
TOTALS	RPI 1-25	RPI 26-50	W-L RECORDS	RPI 51-100	RPI 101-150	RPI 150+				
9- 8	0- 3	0- 1	OVERALL	4- 1	0- 2	5- 1				
5- 4	0- 1	0- 1	HOME	1- 1	0- 1	4- 0				
2- 4	0- 2	0- 0	AWAY	2- 0	0- 1	0- 1				
2- 0	0- 0	0- 0	NEUTRAL	1- 0	0- 0	1- 0				
7- 4	0- 0	0- 1	NON-CONFERENCE	2- 0	0- 2	5- 1				
4- 2	0- 0	0- 1	HOME	0- 0	0- 1	4- 0				
1- 2	0- 0	0- 0	AWAY	1- 0	0- 1	0- 1				
2- 0	0- 0	0- 0	NEUTRAL	1- 0	0- 0	1- 0				
2- 4	0- 3	0- 0	CONFERENCE	2- 1	0- 0	0- 0				
1- 2	0- 1	0- 0	HOME	1- 1	0- 0	0- 0				
1- 2	0- 2	0- 0	AWAY	1- 0	0- 0	0- 0				
0- 0	0- 0	0- 0	NEUTRAL	0- 0	0- 0	0- 0				

RPI	S	Opponent	Score	RPI	S	Opponent	Score	RPI	S	Opponent	Score	RPI	S	Opponent	Score	Team's RPI: 111
7	A	Oregon	51 88	43	H	South Dakota	81 84	51	A	Colorado	84 69	110	H	Providence	60 67	
8	H	UCLA	54 84					51	H	Colorado	70 80	123	A	Cincinnati	62 68	
10	A	Oregon St.	48 77					69	A	BYU	77 73	218	A	Xavier	63 70	
								80	H	Southern California	67 65	243	H	Oral Roberts	78 58	
								95	N	Texas Southern	61 52	288	H	Nevada	68 62	
												289	H	Eastern Wash.	87 49	
												292	N	UTSA	91 45	
												302	H	Weber St.	75 46	
LAST 10 Division I																
51	A	Colorado	84 69	51	H	Colorado	70 80	302	H	Weber St.	75 46	110	H	Providence	60 67	
80	H	Southern California	67 65													
8	H	UCLA	54 84													
7	A	Oregon	51 88													
10	A	Oregon St.	48 77													

Non-Div I Games:

Utah

Average RPI Win:	289	WON-LOST	WINNING	LAST 10	STRENGTH OF	OPP. STRENGTH	TEAM	ADJ.	CONF.	ADJ CONF.
Average RPI Loss:	167	RECORD	PCT. RANK	GAMES	SCHEDULE	OF SCHEDULE	RPI	RPI	RPI	RPI
DIV. I ONLY	4- 13	299	2-8	156	271	287	287	17	17	
DIV. I NON-CONF.	4- 6	212	2-2	135	263	190	190	24	24	
TOTALS	RPI 1-25	RPI 26-50	W-L RECORDS	RPI 51-100	RPI 101-150	RPI 150+				
4- 13	0- 2	0- 0	OVERALL	0- 3	0- 1	4- 7				
3- 5	0- 0	0- 0	HOME	0- 1	0- 1	3- 3				
1- 8	0- 2	0- 0	AWAY	0- 2	0- 0	1- 4				
0- 0	0- 0	0- 0	NEUTRAL	0- 0	0- 0	0- 0				
4- 6	0- 2	0- 0	NON-CONFERENCE	0- 1	0- 1	4- 2				
3- 1	0- 0	0- 0	HOME	0- 0	0- 1	3- 0				
1- 5	0- 2	0- 0	AWAY	0- 1	0- 0	1- 2				
0- 0	0- 0	0- 0	NEUTRAL	0- 0	0- 0	0- 0				
0- 7	0- 0	0- 0	CONFERENCE	0- 2	0- 0	0- 5				
0- 4	0- 0	0- 0	HOME	0- 1	0- 0	0- 3				
0- 3	0- 0	0- 0	AWAY	0- 1	0- 0	0- 2				
0- 0	0- 0	0- 0	NEUTRAL	0- 0	0- 0	0- 0				

RPI	S	Opponent	Score	RPI	S	Opponent	Score	RPI	S	Opponent	Score	RPI	S	Opponent	Score	Team's RPI: 287
7	A	Oregon	52 109					69	A	BYU	50 67	127	H	Portland	64 70	
10	A	Oregon St.	46 75					94	A	Fresno St.	64 76	155	H	San Jose St.	61 76	
								97	H	Boise St.	59 65	194	H	UNLV	46 60	
												222	A	Cal St. Fullerton	62 83	
												248	H	North Texas	66 55	
												273	A	San Diego St.	62 66	
												283	H	Idaho St.	69 61	
												284	A	Long Beach St.	56 48	
												288	A	Nevada	60 69	
												309	H	Air Force	45 62	
												321	A	Utah Valley	49 57	
												342	H	Seattle U	70 63	
LAST 10 Division I																
97	H	Boise St.	59 65	321	A	Utah Valley	49 57									
288	A	Nevada	60 69	283	H	Idaho St.	69 61									
309	H	Air Force	45 62	248	H	North Texas	66 55									
273	A	San Diego St.	62 66	10	A	Oregon St.	46 75									
194	H	UNLV	46 60	94	A	Fresno St.	64 76									

Non-Div I Games: Dixie St. 61 49

Utah St.

## Utah Valley

Through Games Of Jan. 21, 2020

Average RPI Win:	306	WON-LOST	WINNING	LAST 10	STRENGTH OF	OPP. STRENGTH	TEAM	ADJ.	CONF.	ADJ CONF.
Average RPI Loss:	213	RECORD	PCT. RANK	GAMES	SCHEDULE	OF SCHEDULE	RPI	RPI	RPI	RPI
DIV. I ONLY	6- 9	226	6-4	340	323	321	321	32	32	
DIV. I NON-CONF.	1- 9	326	1-4	323	264	344	344	32	32	
TOTALS	RPI 1-25	RPI 26-50	W-L RECORDS	RPI 51-100	RPI 101-150	RPI 150+				
6- 9	0- 0	0- 0	OVERALL	0- 2	0- 0	6- 7				
4- 4	0- 0	0- 0	HOME	0- 0	0- 0	4- 4				
2- 5	0- 0	0- 0	AWAY	0- 2	0- 0	2- 3				
0- 0	0- 0	0- 0	NEUTRAL	0- 0	0- 0	0- 0				
1- 9	0- 0	0- 0	NON-CONFERENCE	0- 2	0- 0	1- 7				
1- 4	0- 0	0- 0	HOME	0- 0	0- 0	1- 4				
0- 5	0- 0	0- 0	AWAY	0- 2	0- 0	0- 3				
0- 0	0- 0	0- 0	NEUTRAL	0- 0	0- 0	0- 0				
5- 0	0- 0	0- 0	CONFERENCE	0- 0	0- 0	5- 0				
3- 0	0- 0	0- 0	HOME	0- 0	0- 0	3- 0				
2- 0	0- 0	0- 0	AWAY	0- 0	0- 0	2- 0				
0- 0	0- 0	0- 0	NEUTRAL	0- 0	0- 0	0- 0				

RPI 1-25				RPI 26-50				RPI 51-100				RPI 101+				Team's RPI: 321	
RPI	S	Opponent	Score	RPI	S	Opponent	Score	RPI	S	Opponent	Score	RPI	S	Opponent	Score		
								69	A	BYU	57	71	166	H	Montana	52	63
								97	A	Boise St.	69	77	197	H	Southern Utah	58	71
													225	H	UMKC	62	41
													235	A	UC Riverside	53	67
													282	A	UC Santa Barbara	51	59
													283	H	Idaho St.	61	88
													287	H	Utah St.	57	49
													288	H	Nevada	57	60
													302	A	Weber St.	46	72
													310	A	New Mexico St.	58	54
													325	A	UTRGV	76	67
													342	H	Seattle U	70	58
													346	H	Chicago St.	89	58
LAST 10 Division I																	
				325	A	UTRGV	76	67					287	H	Utah St.	57	49
				310	A	New Mexico St.	58	54					302	A	Weber St.	46	72
				342	H	Seattle U	70	58					69	A	BYU	57	71
				225	H	UMKC	62	41					166	H	Montana	52	63
				346	H	Chicago St.	89	58					283	H	Idaho St.	61	88

Non-Div I Games: Antelope Valley 77 61 Ottawa (AZ) 99 50

Utah Valley

Loss, Non-Conf, S Site, H Home A Away N Neutral

Average RPI Win:	184	WON-LOST	WINNING	LAST 10	STRENGTH OF	OPP. STRENGTH	TEAM	ADJ.	CONF.	ADJ CONF.
Average RPI Loss:	111	RECORD	PCT. RANK	GAMES	SCHEDULE	OF SCHEDULE	RPI	RPI	RPI	RPI
DIV. I ONLY	9- 8	161	6-4	124	92	138	138	12	12	
DIV. I NON-CONF.	5- 8	221	2-4	130	135	215	215	12	12	
TOTALS	RPI 1-25	RPI 26-50	W-L RECORDS	RPI 51-100	RPI 101-150	RPI 150+				
9- 8	0- 0	1- 0	OVERALL	1- 3	2- 3	5- 2				
6- 3	0- 0	1- 0	HOME	0- 0	1- 2	4- 1				
2- 5	0- 0	0- 0	AWAY	1- 3	1- 1	0- 1				
1- 0	0- 0	0- 0	NEUTRAL	0- 0	0- 0	1- 0				
5- 8	0- 0	1- 0	NON-CONFERENCE	0- 3	0- 3	4- 2				
4- 3	0- 0	1- 0	HOME	0- 0	0- 2	3- 1				
0- 5	0- 0	0- 0	AWAY	0- 3	0- 1	0- 1				
1- 0	0- 0	0- 0	NEUTRAL	0- 0	0- 0	1- 0				
4- 0	0- 0	0- 0	CONFERENCE	1- 0	2- 0	1- 0				
2- 0	0- 0	0- 0	HOME	0- 0	1- 0	1- 0				
2- 0	0- 0	0- 0	AWAY	1- 0	1- 0	0- 0				
0- 0	0- 0	0- 0	NEUTRAL	0- 0	0- 0	0- 0				

RPI	S	Opponent	Score	RPI	S	Opponent	Score	RPI	S	Opponent	Score	RPI	S	Opponent	Score	Team's RPI: 138
36	H	Old Dominion	62 49	54	A	Middle Tenn.	63 86	102	A	South Fla.	55 77	123	H	Cincinnati	56 58	
				59	A	Seton Hall	33 53	128	H	N.C. A&T	58 69	130	H	Richmond	53 50	
				82	A	Boston College	52 87	145	A	Rhode Island	75 54	159	H	William & Mary	55 69	
				99	A	Saint Louis	65 52	179	A	Southern Miss.	39 51	184	H	Saint Joseph's	47 40	
								235	H	UC Riverside	67 51	268	H	Appalachian St.	66 38	
								276	N	Omaha	74 66	279	H	East Carolina	53 40	
LAST 10 Division I																
130	H	Richmond	53 50	235	H	UC Riverside	67 51									
99	A	Saint Louis	65 52	54	A	Middle Tenn.	63 86									
184	H	Saint Joseph's	47 40	36	H	Old Dominion	62 49									
145	A	Rhode Island	75 54	159	H	William & Mary	55 69									
128	H	N.C. A&T	58 69	123	H	Cincinnati	56 58									

Non-Div I Games:

VCU

■ Loss, 
■ Non-Conf, 
■ S Site, 
■ H Home 
■ A Away 
N Neutral

## Valparaiso

Through Games Of Jan. 21, 2020

Average RPI Win:	278	WON-LOST	WINNING	LAST 10	STRENGTH OF	OPP. STRENGTH	TEAM	ADJ.	CONF.	ADJ CONF.
Average RPI Loss:	65	RECORD	PCT. RANK	GAMES	SCHEDULE	OF SCHEDULE	RPI	RPI	RPI	RPI
DIV. I ONLY	10- 7	124	6-4	268	142	183	183	7	7	
DIV. I NON-CONF.	8- 3	68	4-0	319	233	139	139	7	7	
TOTALS	RPI 1-25	RPI 26-50	W-L RECORDS	RPI 51-100	RPI 101-150	RPI 150+				
10- 7	0- 2	0- 1	OVERALL	0- 3	0- 0	10- 1				
4- 4	0- 1	0- 0	HOME	0- 3	0- 0	4- 0				
6- 2	0- 1	0- 0	AWAY	0- 0	0- 0	6- 1				
0- 1	0- 0	0- 1	NEUTRAL	0- 0	0- 0	0- 0				
8- 3	0- 1	0- 1	NON-CONFERENCE	0- 0	0- 0	8- 1				
4- 0	0- 0	0- 0	HOME	0- 0	0- 0	4- 0				
4- 2	0- 1	0- 0	AWAY	0- 0	0- 0	4- 1				
0- 1	0- 0	0- 1	NEUTRAL	0- 0	0- 0	0- 0				
2- 4	0- 1	0- 0	CONFERENCE	0- 3	0- 0	2- 0				
0- 4	0- 1	0- 0	HOME	0- 3	0- 0	0- 0				
2- 0	0- 0	0- 0	AWAY	0- 0	0- 0	2- 0				
0- 0	0- 0	0- 0	NEUTRAL	0- 0	0- 0	0- 0				

RPI 1-25				RPI 26-50				RPI 51-100				RPI 101+ Team's RPI: 183			
RPI	S	Opponent	Score	RPI	S	Opponent	Score	RPI	S	Opponent	Score	RPI	S	Opponent	Score
3	H	Missouri St.	68 81	29	N	Ohio St.	38 89	66	H	Southern Ill.	51 67	160	A	Toledo	61 54
17	A	Northwestern	48 69					72	H	Bradley	61 75	192	A	North Dakota	63 65
								78	H	Illinois St.	60 72	214	H	Bowling Green	95 90
												249	A	Eastern Ill.	78 66
												266	H	Morehead St.	55 53
												269	A	Indiana St.	75 56
												293	A	North Dakota St.	66 54
												312	A	Detroit Mercy	77 58
												326	A	Evansville	88 66
												341	H	UIC	63 37
												346	H	Chicago St.	95 49
LAST 10 Division I															
72	H	Bradley	61 75	66	H	Southern Ill.	51 67								
78	H	Illinois St.	60 72	249	A	Eastern Ill.	78 66								
326	A	Evansville	88 66	346	H	Chicago St.	95 49								
269	A	Indiana St.	75 56	266	H	Morehead St.	55 53								
3	H	Missouri St.	68 81	341	H	UIC	63 37								

Non-Div I Games:

Valparaiso

■ Loss, 
 ■ Non-Conf, S Site, 
 ■ Home 
 ■ Away 
 N Neutral

# Vanderbilt

Through Games Of Jan. 21, 2020

Average RPI Win:	190	WON-LOST	WINNING	LAST 10	STRENGTH OF	OPP. STRENGTH	TEAM	ADJ.	CONF.	ADJ CONF.
Average RPI Loss:	46	RECORD	PCT. RANK	GAMES	SCHEDULE	OF SCHEDULE	RPI	RPI	RPI	RPI
DIV. I ONLY	12- 6	72	7-3	36	119	63	63	4	4	
DIV. I NON-CONF.	10- 3	60	5-0	72	237	59	59	5	5	
TOTALS	RPI 1-25	RPI 26-50	W-L RECORDS	RPI 51-100	RPI 101-150	RPI 150+				
12- 6	0- 2	0- 2	OVERALL	2- 1	4- 1	6- 0				
8- 3	0- 2	0- 1	HOME	1- 0	3- 0	4- 0				
3- 1	0- 0	0- 0	AWAY	1- 0	1- 1	1- 0				
1- 2	0- 0	0- 1	NEUTRAL	0- 1	0- 0	1- 0				
10- 3	0- 1	0- 1	NON-CONFERENCE	1- 1	3- 0	6- 0				
7- 1	0- 1	0- 0	HOME	1- 0	2- 0	4- 0				
2- 0	0- 0	0- 0	AWAY	0- 0	1- 0	1- 0				
1- 2	0- 0	0- 1	NEUTRAL	0- 1	0- 0	1- 0				
2- 3	0- 1	0- 1	CONFERENCE	1- 0	1- 1	0- 0				
1- 2	0- 1	0- 1	HOME	0- 0	1- 0	0- 0				
1- 1	0- 0	0- 0	AWAY	1- 0	0- 1	0- 0				
0- 0	0- 0	0- 0	NEUTRAL	0- 0	0- 0	0- 0				

RPI 1-25				RPI 26-50				RPI 51-100 Team's RPI: 63				RPI 101+			
RPI	S	Opponent	Score	RPI	S	Opponent	Score	RPI	S	Opponent	Score	RPI	S	Opponent	Score
2	H	South Carolina	57 93	34	H	Arkansas	66 100	59	N	Seton Hall	65 69	103	A	Washington	76 74
4	H	UConn	51 64	35	N	Rutgers	56 62	86	A	Georgia	63 55	139	A	Florida	60 68
								99	H	Saint Louis	62 50	142	H	Tennessee Tech	75 61
												148	H	Furman	74 46
												149	H	Auburn	77 55
												153	H	Columbia	72 51
												242	H	Radford	80 46
												260	H	Eastern Ky.	75 69
												265	N	UC Irvine	76 63
												306	H	Jacksonville St.	88 66
												331	A	Tennessee St.	106 55
LAST 10 Division I															
34	H	Arkansas	66 100	153	H	Columbia	72 51								
2	H	South Carolina	57 93	103	A	Washington	76 74								
86	A	Georgia	63 55	265	N	UC Irvine	76 63								
139	A	Florida	60 68	260	H	Eastern Ky.	75 69								
149	H	Auburn	77 55	142	H	Tennessee Tech	75 61								

Non-Div I Games:

Vanderbilt

Loss, Non-Conf, S Site, H Home A Away N Neutral

Average RPI Win:	306	WON-LOST	WINNING	LAST 10	STRENGTH OF	OPP. STRENGTH	TEAM	ADJ.	CONF.	ADJ CONF.
Average RPI Loss:	153	RECORD	PCT. RANK	GAMES	SCHEDULE	OF SCHEDULE	RPI	RPI	RPI	RPI
DIV. I ONLY	8- 9	193	6-4	287	317	255	255	28	28	
DIV. I NON-CONF.	5- 7	205	3-2	286	279	284	284	27	27	
TOTALS	RPI 1-25	RPI 26-50	W-L RECORDS	RPI 51-100	RPI 101-150	RPI 150+				
8- 9	0- 0	0- 0	OVERALL	0- 2	0- 3	8- 4				
6- 2	0- 0	0- 0	HOME	0- 0	0- 1	6- 1				
2- 7	0- 0	0- 0	AWAY	0- 2	0- 2	2- 3				
0- 0	0- 0	0- 0	NEUTRAL	0- 0	0- 0	0- 0				
5- 7	0- 0	0- 0	NON-CONFERENCE	0- 2	0- 2	5- 3				
4- 2	0- 0	0- 0	HOME	0- 0	0- 1	4- 1				
1- 5	0- 0	0- 0	AWAY	0- 2	0- 1	1- 2				
0- 0	0- 0	0- 0	NEUTRAL	0- 0	0- 0	0- 0				
3- 2	0- 0	0- 0	CONFERENCE	0- 0	0- 1	3- 1				
2- 0	0- 0	0- 0	HOME	0- 0	0- 0	2- 0				
1- 2	0- 0	0- 0	AWAY	0- 0	0- 1	1- 1				
0- 0	0- 0	0- 0	NEUTRAL	0- 0	0- 0	0- 0				

RPI 1-25			RPI 26-50			RPI 51-100			RPI 101+			Team's RPI: 255
RPI	S	Opponent	Score	RPI	S	Opponent	Score	RPI	S	Opponent	Score	
						55 A Minnesota	58 90	101 A Stony Brook		49 67		
						96 A Loyola Chicago	76 78	118 H Massachusetts		49 83		
								145 A Rhode Island		74 77		
								152 A Dartmouth		55 72		
								164 A Merrimack		53 78		
								199 H Binghamton		65 62		
								226 H Saint Francis (PA)		69 73		
								274 H Navy		64 56		
								316 H UMBC		60 58		
								319 H Bryant		71 66		
								320 A Albany (NY)		49 58		
								328 H NJIT		65 59		
								330 H Canisius		76 53		
								335 A Hartford		63 53		
								348 A LIU Brooklyn		73 62		
LAST 10 Division I												
335 A Hartford			63 53	164 A Merrimack			53 78					
199 H Binghamton			65 62	348 A LIU Brooklyn			73 62					
316 H UMBC			60 58	328 H NJIT			65 59					
101 A Stony Brook			49 67	330 H Canisius			76 53					
320 A Albany (NY)			49 58	226 H Saint Francis (PA)			69 73					

Non-Div I Games: Norwich 86 40

Vermont

■ Loss, 
 ■ Non-Conf, 
 ■ S Site, 
 ■ H Home 
 ■ A Away 
 N Neutral



Villanova

Through Games Of Jan. 21, 2020

Average RPI Win:	144	WON-LOST	WINNING	LAST 10	STRENGTH OF	OPP. STRENGTH	TEAM	ADJ.	CONF.	ADJ CONF.
Average RPI Loss:	94	RECORD	PCT. RANK	GAMES	SCHEDULE	OF SCHEDULE	RPI	RPI	RPI	RPI
DIV. I ONLY	11- 7	111	7-3	100	37	89	89	6	6	
DIV. I NON-CONF.	6- 5	151	2-1	73	60	84	84	6	6	
TOTALS	RPI 1-25	RPI 26-50	W-L RECORDS	RPI 51-100	RPI 101-150	RPI 150+				
11- 7	0- 1	1- 1	OVERALL	2- 2	3- 2	5- 1				
6- 4	0- 1	0- 1	HOME	0- 0	2- 2	4- 0				
5- 3	0- 0	1- 0	AWAY	2- 2	1- 0	1- 1				
0- 0	0- 0	0- 0	NEUTRAL	0- 0	0- 0	0- 0				
6- 5	0- 0	0- 1	NON-CONFERENCE	1- 2	2- 1	3- 1				
3- 2	0- 0	0- 1	HOME	0- 0	1- 1	2- 0				
3- 3	0- 0	0- 0	AWAY	1- 2	1- 0	1- 1				
0- 0	0- 0	0- 0	NEUTRAL	0- 0	0- 0	0- 0				
5- 2	0- 1	1- 0	CONFERENCE	1- 0	1- 1	2- 0				
3- 2	0- 1	0- 0	HOME	0- 0	1- 1	2- 0				
2- 0	0- 0	1- 0	AWAY	1- 0	0- 0	0- 0				
0- 0	0- 0	0- 0	NEUTRAL	0- 0	0- 0	0- 0				

RPI S	Opponent	Score	RPI S	Opponent	Score	RPI S	Opponent	Score	RPI S	Opponent	Score
22	H Creighton	42 58	40	H James Madison	52 56	57	A Temple	69 74	110	H Providence	51 49
			46	A St. John's (NY)	67 62	59	A Seton Hall	61 55	113	H Butler	41 58
						86	A Georgia	63 58	114	A Fordham	73 66
						90	A Drexel	52 54	120	H Penn	70 58
									140	H George Washington	56 68
									184	H Saint Joseph's	60 44
									193	A American	54 76
									202	A La Salle	77 69
									213	H Manhattan	63 51
									218	H Xavier	66 54
									233	H Georgetown	74 53
LAST 10 Division I											
233	H Georgetown	74 53	59	A Seton Hall	61 55						
120	H Penn	70 58	22	H Creighton	42 58						
218	H Xavier	66 54	110	H Providence	51 49						
113	H Butler	41 58	202	A La Salle	77 69						
46	A St. John's (NY)	67 62	57	A Temple	69 74						

Non-Div I Games:

Villanova

Loss, Non-Conf, S Site, H Home A Away N Neutral

Average RPI Win:	102	WON-LOST	WINNING	LAST 10	STRENGTH OF	OPP. STRENGTH	TEAM	ADJ.	CONF.	ADJ CONF.
Average RPI Loss:	35	RECORD	PCT. RANK	GAMES	SCHEDULE	OF SCHEDULE	RPI	RPI	RPI	RPI
DIV. I ONLY	7- 11	231	3-7	1	20	37	37	5	5	
DIV. I NON-CONF.	5- 6	187	1-2	1	19	19	19	3	3	
TOTALS	RPI 1-25	RPI 26-50	W-L RECORDS	RPI 51-100	RPI 101-150	RPI 150+				
7- 11	0- 5	3- 3	OVERALL	2- 3	0- 0	2- 0				
4- 4	0- 2	3- 1	HOME	1- 1	0- 0	0- 0				
3- 6	0- 2	0- 2	AWAY	1- 2	0- 0	2- 0				
0- 1	0- 1	0- 0	NEUTRAL	0- 0	0- 0	0- 0				
5- 6	0- 4	2- 1	NON-CONFERENCE	1- 1	0- 0	2- 0				
3- 2	0- 2	2- 0	HOME	1- 0	0- 0	0- 0				
2- 3	0- 1	0- 1	AWAY	0- 1	0- 0	2- 0				
0- 1	0- 1	0- 0	NEUTRAL	0- 0	0- 0	0- 0				
2- 5	0- 1	1- 2	CONFERENCE	1- 2	0- 0	0- 0				
1- 2	0- 0	1- 1	HOME	0- 1	0- 0	0- 0				
1- 3	0- 1	0- 1	AWAY	1- 1	0- 0	0- 0				
0- 0	0- 0	0- 0	NEUTRAL	0- 0	0- 0	0- 0				

RPI	S	Opponent	Score	RPI	S	Opponent	Score	RPI	S	Opponent	Score	RPI	S	Opponent	Score
4	A	UConn	44 83	30	H	Virginia Tech	61 69	58	H	Bucknell	84 60	194	A	UNLV	63 55
8	H	UCLA	62 73	35	A	Rutgers	63 73	60	A	Wake Forest	56 62	256	A	CSUN	72 47
14	N	Mississippi St.	59 72	36	H	Old Dominion	56 53	74	H	North Carolina	47 65				
15	A	NC State	60 80	40	H	James Madison	55 49	80	A	Southern California	49 59				
20	H	Kentucky	47 50	41	A	Georgia Tech	51 61	82	A	Boston College	69 52				
				48	H	Duke	66 63								
LAST 10 Division I															
				30	H	Virginia Tech	61 69	74	H	North Carolina	47 65				
				60	A	Wake Forest	56 62	41	A	Georgia Tech	51 61				
				82	A	Boston College	69 52	14	N	Mississippi St.	59 72				
				48	H	Duke	66 63	194	A	UNLV	63 55				
				15	A	NC State	60 80	35	A	Rutgers	63 73				

Non-Div I Games:

Virginia

■ Loss, 
■ Non-Conf, 
■ S Site, 
■ H Home 
■ A Away 
N Neutral

Average RPI Win:	150	WON-LOST	WINNING	LAST 10	STRENGTH OF	OPP. STRENGTH	TEAM	ADJ.	CONF.	ADJ CONF.
Average RPI Loss:	42	RECORD	PCT. RANK	GAMES	SCHEDULE	OF SCHEDULE	RPI	RPI	RPI	RPI
DIV. I ONLY	13- 4	44	7-3	63	43	30	30	5	5	
DIV. I NON-CONF.	10- 1	19	4-0	97	104	23	23	3	3	
TOTALS	RPI 1-25	RPI 26-50	W-L RECORDS	RPI 51-100	RPI 101-150	RPI 150+				
13- 4	0- 2	2- 1	OVERALL	3- 1	3- 0	5- 0				
8- 0	0- 0	1- 0	HOME	2- 0	1- 0	4- 0				
2- 3	0- 2	1- 1	AWAY	0- 0	0- 0	1- 0				
3- 1	0- 0	0- 0	NEUTRAL	1- 1	2- 0	0- 0				
10- 1	0- 0	1- 0	NON-CONFERENCE	2- 1	3- 0	4- 0				
6- 0	0- 0	1- 0	HOME	1- 0	1- 0	3- 0				
1- 0	0- 0	0- 0	AWAY	0- 0	0- 0	1- 0				
3- 1	0- 0	0- 0	NEUTRAL	1- 1	2- 0	0- 0				
3- 3	0- 2	1- 1	CONFERENCE	1- 0	0- 0	1- 0				
2- 0	0- 0	0- 0	HOME	1- 0	0- 0	1- 0				
1- 3	0- 2	1- 1	AWAY	0- 0	0- 0	0- 0				
0- 0	0- 0	0- 0	NEUTRAL	0- 0	0- 0	0- 0				

RPI 1-25				RPI 26-50				Team's RPI: 30	RPI 51-100				RPI 101+			
RPI	S	Opponent	Score	RPI	S	Opponent	Score		RPI	S	Opponent	Score	RPI	S	Opponent	Score
15	A	NC State	69 76	32	H	Purdue	67 54		74	H	North Carolina	76 70	108	H	Liberty	73 69
19	A	Florida St.	62 86	37	A	Virginia	69 61		84	N	Belmont	60 58	125	N	Rice	54 45
				48	A	Duke	67 72		86	N	Georgia	72 77	132	N	Wichita St.	84 63
									88	H	Davidson	88 68	209	A	George Mason	77 58
													219	H	Gardner-Webb	87 65
													226	H	Saint Francis (PA)	105 41
													300	H	Pittsburgh	68 56
													322	H	UMES	86 43
LAST 10 Division I																
				37	A	Virginia	69 61		19	A	Florida St.	62 86				
				48	A	Duke	67 72		132	N	Wichita St.	84 63				
				300	H	Pittsburgh	68 56		219	H	Gardner-Webb	87 65				
				74	H	North Carolina	76 70		32	H	Purdue	67 54				
				15	A	NC State	69 76									

Non-Div I Games:

Virginia Tech

■ Loss, 
 ■ Non-Conf, S Site, 
 ■ Home 
 ■ Away 
 N Neutral

Average RPI Win:	327	WON-LOST	WINNING	LAST 10	STRENGTH OF	OPP. STRENGTH	TEAM	ADJ.	CONF.	ADJ CONF.
Average RPI Loss:	132	RECORD	PCT. RANK	GAMES	SCHEDULE	OF SCHEDULE	RPI	RPI	RPI	RPI
DIV. I ONLY	5- 11	268	2-8	157	332	270	270	29	29	
DIV. I NON-CONF.	3- 7	252	0-4	45	324	207	207	30	30	
TOTALS	RPI 1-25	RPI 26-50	W-L RECORDS	RPI 51-100	RPI 101-150	RPI 150+				
5- 11	0- 1	0- 1	OVERALL	0- 2	0- 3	5- 4				
5- 2	0- 0	0- 0	HOME	0- 0	0- 1	5- 1				
0- 9	0- 1	0- 1	AWAY	0- 2	0- 2	0- 3				
0- 0	0- 0	0- 0	NEUTRAL	0- 0	0- 0	0- 0				
3- 7	0- 1	0- 1	NON-CONFERENCE	0- 2	0- 2	3- 1				
3- 1	0- 0	0- 0	HOME	0- 0	0- 1	3- 0				
0- 6	0- 1	0- 1	AWAY	0- 2	0- 1	0- 1				
0- 0	0- 0	0- 0	NEUTRAL	0- 0	0- 0	0- 0				
2- 4	0- 0	0- 0	CONFERENCE	0- 0	0- 1	2- 3				
2- 1	0- 0	0- 0	HOME	0- 0	0- 0	2- 1				
0- 3	0- 0	0- 0	AWAY	0- 0	0- 1	0- 2				
0- 0	0- 0	0- 0	NEUTRAL	0- 0	0- 0	0- 0				

RPI 1-25				RPI 26-50				RPI 51-100				RPI 101+ Team's RPI: 270			
RPI	S	Opponent	Score	RPI	S	Opponent	Score	RPI	S	Opponent	Score	RPI	S	Opponent	Score
16	A	Maryland	56 119	45	A	Yale	68 87	85	A	Rider	63 77	101	H	Stony Brook	45 66
								92	A	Colgate	58 74	113	A	Butler	58 74
												131	A	Robert Morris	47 51
												161	A	Youngstown St.	42 64
												212	A	Mt. St. Mary's	63 78
												226	A	Saint Francis (PA)	50 51
												271	H	Sacred Heart	65 79
												305	H	St. Francis Brooklyn	74 66
												316	H	UMBC	67 60
												328	H	NJIT	61 59
												338	H	Saint Peter's	90 89
												348	H	LIU Brooklyn	63 61
LAST 10 Division I															
348	H	LIU Brooklyn	63 61	212	A	Mt. St. Mary's	63 78								
305	H	St. Francis Brooklyn	74 66	45	A	Yale	68 87								
226	A	Saint Francis (PA)	50 51	92	A	Colgate	58 74								
131	A	Robert Morris	47 51	85	A	Rider	63 77								
271	H	Sacred Heart	65 79	101	H	Stony Brook	45 66								

Non-Div I Games: Staten Island 81 57

Wagner

Loss, Non-Conf, S Site, H Home A Away N Neutral

## Wake Forest

Through Games Of Jan. 21, 2020

Average RPI Win:	140	WON-LOST	WINNING	LAST 10	STRENGTH OF	OPP. STRENGTH	TEAM	ADJ.	CONF.	ADJ CONF.
Average RPI Loss:	76	RECORD	PCT. RANK	GAMES	SCHEDULE	OF SCHEDULE	RPI	RPI	RPI	RPI
DIV. I ONLY	11- 7	111	7-3	57	25	60	60	5	5	
DIV. I NON-CONF.	7- 4	100	3-0	134	139	109	109	3	3	
TOTALS	RPI 1-25	RPI 26-50	W-L RECORDS	RPI 51-100	RPI 101-150	RPI 150+				
11- 7	0- 2	3- 1	OVERALL	1- 2	3- 1	4- 1				
7- 2	0- 0	2- 0	HOME	0- 1	1- 1	4- 0				
2- 5	0- 2	1- 1	AWAY	0- 1	1- 0	0- 1				
2- 0	0- 0	0- 0	NEUTRAL	1- 0	1- 0	0- 0				
7- 4	0- 0	0- 1	NON-CONFERENCE	1- 1	3- 1	3- 1				
4- 2	0- 0	0- 0	HOME	0- 1	1- 1	3- 0				
1- 2	0- 0	0- 1	AWAY	0- 0	1- 0	0- 1				
2- 0	0- 0	0- 0	NEUTRAL	1- 0	1- 0	0- 0				
4- 3	0- 2	3- 0	CONFERENCE	0- 1	0- 0	1- 0				
3- 0	0- 0	2- 0	HOME	0- 0	0- 0	1- 0				
1- 3	0- 2	1- 0	AWAY	0- 1	0- 0	0- 0				
0- 0	0- 0	0- 0	NEUTRAL	0- 0	0- 0	0- 0				

RPI 1-25				RPI 26-50				RPI 51-100				Team's RPI: 60	RPI 101+			
RPI	S	Opponent	Score	RPI	S	Opponent	Score	RPI	S	Opponent	Score		RPI	S	Opponent	Score
1	A	Louisville	61 75	37	H	Virginia	62 56	53	A	Miami (FL)	56 59		107	A	Elon	69 57
15	A	NC State	45 59	41	H	Georgia Tech	65 60	62	H	Charlotte	65 77		122	H	UNC Greensboro	65 67
				46	A	St. John's (NY)	74 82	91	N	Dayton	78 59		139	N	Florida	73 68
				48	A	Duke	60 58						143	H	Campbell	74 46
													175	H	Clemson	63 58
													230	A	ETSU	60 67
													239	H	UNCW	65 55
													241	H	Col. of Charleston	106 50
													279	H	East Carolina	76 53
LAST 10 Division I																
15	A	NC State	45 59	48	A	Duke	60 58	53	A	Miami (FL)	56 59					
37	H	Virginia	62 56					139	N	Florida	73 68					
1	A	Louisville	61 75	91	N	Dayton	78 59	143	H	Campbell	74 46					
175	H	Clemson	63 58													
41	H	Georgia Tech	65 60													

Non-Div I Games:

Wake Forest

■ Loss, 
 ■ Non-Conf, 
 ■ S Site, 
 ■ H Home 
 ■ A Away 
 N Neutral

Average RPI Win:	179	WON-LOST	WINNING	LAST 10	STRENGTH OF	OPP. STRENGTH	TEAM	ADJ.	CONF.	ADJ CONF.
Average RPI Loss:	75	RECORD	PCT. RANK	GAMES	SCHEDULE	OF SCHEDULE	RPI	RPI	RPI	RPI
DIV. I ONLY	10- 7	124	4-6	81	38	103	103	1	1	
DIV. I NON-CONF.	8- 3	68	2-2	195	116	126	126	1	1	
TOTALS	RPI 1-25	RPI 26-50	W-L RECORDS	RPI 51-100	RPI 101-150	RPI 150+				
10- 7	1- 1	0- 2	OVERALL	2- 2	1- 1	6- 1				
4- 6	0- 0	0- 2	HOME	0- 2	1- 1	3- 1				
3- 1	0- 1	0- 0	AWAY	2- 0	0- 0	1- 0				
3- 0	1- 0	0- 0	NEUTRAL	0- 0	0- 0	2- 0				
8- 3	1- 0	0- 0	NON-CONFERENCE	0- 1	1- 1	6- 1				
4- 3	0- 0	0- 0	HOME	0- 1	1- 1	3- 1				
1- 0	0- 0	0- 0	AWAY	0- 0	0- 0	1- 0				
3- 0	1- 0	0- 0	NEUTRAL	0- 0	0- 0	2- 0				
2- 4	0- 1	0- 2	CONFERENCE	2- 1	0- 0	0- 0				
0- 3	0- 0	0- 2	HOME	0- 1	0- 0	0- 0				
2- 1	0- 1	0- 0	AWAY	2- 0	0- 0	0- 0				
0- 0	0- 0	0- 0	NEUTRAL	0- 0	0- 0	0- 0				

RPI 1-25				RPI 26-50				RPI 51-100				RPI 101+ Team's RPI: 103			
RPI	S	Opponent	Score	RPI	S	Opponent	Score	RPI	S	Opponent	Score	RPI	S	Opponent	Score
5	A	Stanford	56 77	27	H	Arizona St.	50 67	63	H	Vanderbilt	74 76	126	H	Tulane	62 64
6	N	Iowa	70 63	42	H	Arizona	58 66	73	A	Washington St.	65 56	144	H	CSU Bakersfield	80 49
								73	H	Washington St.	59 66	156	A	San Diego	65 47
								98	A	California	67 64	186	H	Hawaii	50 62
												207	N	Iona	65 34
												231	H	San Francisco	73 54
												232	N	Howard	75 58
												302	H	Weber St.	94 41
												342	H	Seattle U	78 46
LAST 10 Division I															
				42	H	Arizona	58 66	73	A	Washington St.	65 56				
				27	H	Arizona St.	50 67	63	H	Vanderbilt	74 76				
				73	H	Washington St.	59 66	231	H	San Francisco	73 54				
				5	A	Stanford	56 77	156	A	San Diego	65 47				
				98	A	California	67 64	186	H	Hawaii	50 62				

Non-Div I Games:

Washington

  Loss, 
  Non-Conf, 
S Site, 
  Home 
  Away 
N Neutral

Average RPI Win:	188	WON-LOST	WINNING	LAST 10	STRENGTH OF	OPP. STRENGTH	TEAM	ADJ.	CONF.	ADJ CONF.
Average RPI Loss:	29	RECORD	PCT. RANK	GAMES	SCHEDULE	OF SCHEDULE	RPI	RPI	RPI	RPI
DIV. I ONLY	9- 9	170	4-6	19	26	73	73	1	1	
DIV. I NON-CONF.	7- 5	130	2-2	53	27	83	83	1	1	
TOTALS	RPI 1-25	RPI 26-50	W-L RECORDS	RPI 51-100	RPI 101-150	RPI 150+				
9- 9	0- 5	0- 2	OVERALL	3- 1	1- 1	5- 0				
5- 4	0- 1	0- 2	HOME	1- 0	0- 1	4- 0				
3- 2	0- 1	0- 0	AWAY	2- 1	1- 0	0- 0				
1- 3	0- 3	0- 0	NEUTRAL	0- 0	0- 0	1- 0				
7- 5	0- 4	0- 0	NON-CONFERENCE	2- 1	0- 0	5- 0				
5- 1	0- 1	0- 0	HOME	1- 0	0- 0	4- 0				
1- 1	0- 0	0- 0	AWAY	1- 1	0- 0	0- 0				
1- 3	0- 3	0- 0	NEUTRAL	0- 0	0- 0	1- 0				
2- 4	0- 1	0- 2	CONFERENCE	1- 0	1- 1	0- 0				
0- 3	0- 0	0- 2	HOME	0- 0	0- 1	0- 0				
2- 1	0- 1	0- 0	AWAY	1- 0	1- 0	0- 0				
0- 0	0- 0	0- 0	NEUTRAL	0- 0	0- 0	0- 0				

RPI 1-25				RPI 26-50				RPI 51-100				Team's RPI: 73	RPI 101+			
RPI	S	Opponent	Score	RPI	S	Opponent	Score	RPI	S	Opponent	Score		RPI	S	Opponent	Score
2	N	South Carolina	53 68	27	H	Arizona St.	56 65	53	A	Miami (FL)	68 74		103	A	Washington	66 59
5	A	Stanford	58 77	42	H	Arizona	67 74	69	H	BYU	67 50		103	H	Washington	56 65
9	H	Gonzaga	53 76					97	A	Boise St.	80 68		237	N	Southern U.	69 54
11	N	Baylor	66 89					98	A	California	96 75		256	H	CSUN	71 61
12	N	Indiana	44 78										262	H	Pepperdine	85 48
													265	H	UC Irvine	87 59
													304	H	Ark.-Pine Bluff	85 56
LAST 10 Division I																
27	H	Arizona St.	56 65	103	H	Washington	56 65									
42	H	Arizona	67 74	53	A	Miami (FL)	68 74									
103	A	Washington	66 59	237	N	Southern U.	69 54									
98	A	California	96 75	265	H	UC Irvine	87 59									
5	A	Stanford	58 77	9	H	Gonzaga	53 76									

Non-Div I Games:

Washington St.

■ Loss, 
 ■ Non-Conf, 
 ■ S Site, 
 ■ H Home 
 ■ A Away 
 N Neutral

Average RPI Win:	252	WON-LOST	WINNING	LAST 10	STRENGTH OF	OPP. STRENGTH	TEAM	ADJ.	CONF.	ADJ CONF.
Average RPI Loss:	184	RECORD	PCT. RANK	GAMES	SCHEDULE	OF SCHEDULE	RPI	RPI	RPI	RPI
DIV. I ONLY	3- 13	313	2-8	240	248	302	302	21	21	
DIV. I NON-CONF.	2- 7	288	1-2	117	215	235	235	17	17	
TOTALS	RPI 1-25	RPI 26-50	W-L RECORDS	RPI 51-100	RPI 101-150	RPI 150+				
3- 13	0- 1	0- 0	OVERALL	0- 0	0- 5	3- 7				
1- 5	0- 0	0- 0	HOME	0- 0	0- 1	1- 4				
2- 8	0- 1	0- 0	AWAY	0- 0	0- 4	2- 3				
0- 0	0- 0	0- 0	NEUTRAL	0- 0	0- 0	0- 0				
2- 7	0- 1	0- 0	NON-CONFERENCE	0- 0	0- 4	2- 2				
1- 1	0- 0	0- 0	HOME	0- 0	0- 1	1- 0				
1- 6	0- 1	0- 0	AWAY	0- 0	0- 3	1- 2				
0- 0	0- 0	0- 0	NEUTRAL	0- 0	0- 0	0- 0				
1- 6	0- 0	0- 0	CONFERENCE	0- 0	0- 1	1- 5				
0- 4	0- 0	0- 0	HOME	0- 0	0- 0	0- 4				
1- 2	0- 0	0- 0	AWAY	0- 0	0- 1	1- 1				
0- 0	0- 0	0- 0	NEUTRAL	0- 0	0- 0	0- 0				

RPI 1-25				RPI 26-50				RPI 51-100				RPI 101+ Team's RPI: 302			
RPI	S	Opponent	Score	RPI	S	Opponent	Score	RPI	S	Opponent	Score	RPI	S	Opponent	Score
8	A	UCLA	45 85									103	A	Washington	41 94
												111	A	Utah	46 75
												117	A	Pacific	53 76
												119	A	Idaho	50 70
												127	H	Portland	59 78
												170	H	Portland St.	57 76
												200	A	Northern Colo.	65 60
												205	A	UTEP	51 70
												210	H	Northern Ariz.	82 88
												235	A	UC Riverside	64 54
												283	H	Idaho St.	54 65
												289	A	Eastern Wash.	53 63
												310	A	New Mexico St.	47 77
												321	H	Utah Valley	72 46
												340	H	Sacramento St.	67 91
LAST 10 Division I															
170	H	Portland St.	57 76	119	A	Idaho	50 70								
283	H	Idaho St.	54 65	289	A	Eastern Wash.	53 63								
340	H	Sacramento St.	67 91	111	A	Utah	46 75								
200	A	Northern Colo.	65 60	321	H	Utah Valley	72 46								
210	H	Northern Ariz.	82 88	310	A	New Mexico St.	47 77								

Non-Div I Games:

Weber St.

■ Loss, 
 ■ Non-Conf, 
 ■ S Site, 
 ■ H Home 
 ■ A Away 
 N Neutral



Average RPI Win: 161		WON-LOST	WINNING	LAST 10	STRENGTH OF	OPP. STRENGTH	TEAM	ADJ.	CONF.	ADJ CONF.
Average RPI Loss: 20		RECORD	PCT. RANK	GAMES	SCHEDULE	OF SCHEDULE	RPI	RPI	RPI	RPI
DIV. I ONLY		13- 3	31	8-2	65	47	28	28	3	3
DIV. I NON-CONF.		10- 1	19	5-0	167	92	38	38	4	4
TOTALS	RPI 1-25	RPI 26-50		W-L RECORDS		RPI 51-100	RPI 101-150	RPI 150+		
13- 3	1- 2	1- 1		OVERALL		3- 0	0- 0	8- 0		
6- 1	0- 0	1- 1		HOME		0- 0	0- 0	5- 0		
3- 1	1- 1	0- 0		AWAY		1- 0	0- 0	1- 0		
4- 1	0- 1	0- 0		NEUTRAL		2- 0	0- 0	2- 0		
10- 1	1- 1	0- 0		NON-CONFERENCE		2- 0	0- 0	7- 0		
5- 0	0- 0	0- 0		HOME		0- 0	0- 0	5- 0		
1- 0	1- 0	0- 0		AWAY		0- 0	0- 0	0- 0		
4- 1	0- 1	0- 0		NEUTRAL		2- 0	0- 0	2- 0		
3- 2	0- 1	1- 1		CONFERENCE		1- 0	0- 0	1- 0		
1- 1	0- 0	1- 1		HOME		0- 0	0- 0	0- 0		
2- 1	0- 1	0- 0		AWAY		1- 0	0- 0	1- 0		
0- 0	0- 0	0- 0		NEUTRAL		0- 0	0- 0	0- 0		

RPI 1-25				RPI 26-50				Team's RPI: 28		RPI 51-100				RPI 101+			
RPI	S	Opponent	Score	RPI	S	Opponent	Score		RPI	S	Opponent	Score	RPI	S	Opponent	Score	
11	A	Baylor	51 91	26	H	Oklahoma	49 73		70	A	Kansas	68 49	154	H	Cornell	68 62	
14	A	Mississippi St.	71 65	49	H	Texas	68 63		75	N	Michigan St.	63 57	173	N	Norfolk St.	72 55	
22	N	Creighton	75 82						93	N	Syracuse	71 69	178	A	Kansas St.	74 63	
													180	N	New Mexico	73 60	
													226	H	Saint Francis (PA)	74 45	
													242	H	Radford	74 37	
													297	H	Presbyterian	56 40	
													343	H	Coppin St.	82 47	
LAST 10 Division I																	
11	A	Baylor	51 91	26	H	Oklahoma	49 73		154	H	Cornell	68 62					
49	H	Texas	68 63	70	A	Kansas	68 49		93	N	Syracuse	71 69					
178	A	Kansas St.	74 63						75	N	Michigan St.	63 57					
									173	N	Norfolk St.	72 55					
									14	A	Mississippi St.	71 65					

Non-Div I Games:

West Virginia

■ Loss, ■ Non-Conf, S Site, H Home A Away N Neutral

Average RPI Win:	333	WON-LOST	WINNING	LAST 10	STRENGTH OF	OPP. STRENGTH	TEAM	ADJ.	CONF.	ADJ CONF.
Average RPI Loss:	179	RECORD	PCT. RANK	GAMES	SCHEDULE	OF SCHEDULE	RPI	RPI	RPI	RPI
DIV. I ONLY	1- 15	344	1-9	150	338	327	327	23	23	
DIV. I NON-CONF.	1- 12	335	1-6	108	345	322	322	20	20	
TOTALS	RPI 1-25	RPI 26-50	W-L RECORDS	RPI 51-100	RPI 101-150	RPI 150+				
1- 15	0- 0	0- 0	OVERALL	0- 2	0- 5	1- 8				
1- 8	0- 0	0- 0	HOME	0- 0	0- 3	1- 5				
0- 7	0- 0	0- 0	AWAY	0- 2	0- 2	0- 3				
0- 0	0- 0	0- 0	NEUTRAL	0- 0	0- 0	0- 0				
1- 12	0- 0	0- 0	NON-CONFERENCE	0- 2	0- 4	1- 6				
1- 6	0- 0	0- 0	HOME	0- 0	0- 3	1- 3				
0- 6	0- 0	0- 0	AWAY	0- 2	0- 1	0- 3				
0- 0	0- 0	0- 0	NEUTRAL	0- 0	0- 0	0- 0				
0- 3	0- 0	0- 0	CONFERENCE	0- 0	0- 1	0- 2				
0- 2	0- 0	0- 0	HOME	0- 0	0- 0	0- 2				
0- 1	0- 0	0- 0	AWAY	0- 0	0- 1	0- 0				
0- 0	0- 0	0- 0	NEUTRAL	0- 0	0- 0	0- 0				

RPI 1-25				RPI 26-50				RPI 51-100				RPI 101+				Team's RPI: 327	
RPI	S	Opponent	Score	RPI	S	Opponent	Score	RPI	S	Opponent	Score	RPI	S	Opponent	Score		
								74	A	North Carolina	55	92	106	H	Coastal Caro.	43	66
								88	A	Davidson	51	101	107	A	Elon	24	68
													122	A	UNC Greensboro	43	54
													142	H	Tennessee Tech	58	62
													143	H	Campbell	40	61
													187	H	Cleveland St.	61	68
													203	H	Chattanooga	52	59
													219	A	Gardner-Webb	62	88
													230	H	ETSU	57	62
													241	A	Col. of Charleston	62	73
													245	H	UNC Asheville	47	64
													250	H	Winthrop	60	63
													333	H	Charleston So.	69	64
													334	A	USC Upstate	62	70
LAST 10 Division I																	
				122	A	UNC Greensboro	43	54	142	H	Tennessee Tech	58	62				
				230	H	ETSU	57	62	187	H	Cleveland St.	61	68				
				203	H	Chattanooga	52	59	333	H	Charleston So.	69	64				
				241	A	Col. of Charleston	62	73	219	A	Gardner-Webb	62	88				
				250	H	Winthrop	60	63	106	H	Coastal Caro.	43	66				

Non-Div I Games: Southern Wesleyan 70 37 UVa-Wise 64 55

Western Caro.

Average RPI Win:	278	WON-LOST	WINNING	LAST 10	STRENGTH OF	OPP. STRENGTH	TEAM	ADJ.	CONF.	ADJ CONF.
Average RPI Loss:	90	RECORD	PCT. RANK	GAMES	SCHEDULE	OF SCHEDULE	RPI	RPI	RPI	RPI
DIV. I ONLY	7- 9	207	6-4	215	158	215	215	19	19	
DIV. I NON-CONF.	3- 7	252	2-2	173	145	241	241	19	19	
TOTALS	RPI 1-25	RPI 26-50	W-L RECORDS	RPI 51-100	RPI 101-150	RPI 150+				
7- 9	0- 0	0- 3	OVERALL	0- 4	0- 1	7- 1				
5- 2	0- 0	0- 1	HOME	0- 1	0- 0	5- 0				
2- 5	0- 0	0- 2	AWAY	0- 2	0- 1	2- 0				
0- 2	0- 0	0- 0	NEUTRAL	0- 1	0- 0	0- 1				
3- 7	0- 0	0- 2	NON-CONFERENCE	0- 3	0- 1	3- 1				
2- 1	0- 0	0- 0	HOME	0- 1	0- 0	2- 0				
1- 4	0- 0	0- 2	AWAY	0- 1	0- 1	1- 0				
0- 2	0- 0	0- 0	NEUTRAL	0- 1	0- 0	0- 1				
4- 2	0- 0	0- 1	CONFERENCE	0- 1	0- 0	4- 0				
3- 1	0- 0	0- 1	HOME	0- 0	0- 0	3- 0				
1- 1	0- 0	0- 0	AWAY	0- 1	0- 0	1- 0				
0- 0	0- 0	0- 0	NEUTRAL	0- 0	0- 0	0- 0				

RPI 1-25				RPI 26-50				RPI 51-100				RPI 101+				Team's RPI: 215	
RPI	S	Opponent	Score	RPI	S	Opponent	Score	RPI	S	Opponent	Score	RPI	S	Opponent	Score		
				32	A	Purdue	59 66	66	N	Southern Ill.	65 79	147	A	Missouri	89 97		
				38	A	Drake	75 94	72	H	Bradley	49 84	171	H	Southeast Mo. St.	97 91		
				43	H	South Dakota	65 96	78	A	Illinois St.	65 78	243	H	Oral Roberts	75 61		
								83	A	South Dakota St.	45 75	249	N	Eastern Ill.	52 60		
												269	H	Indiana St.	83 72		
												293	A	North Dakota St.	79 78		
												295	H	Denver	82 75		
												329	H	Purdue Fort Wayne	79 68		
												346	A	Chicago St.	88 78		
LAST 10 Division I																	
				243	H	Oral Roberts	75 61	43	H	South Dakota	65 96						
				295	H	Denver	82 75	249	N	Eastern Ill.	52 60						
				329	H	Purdue Fort Wayne	79 68	66	N	Southern Ill.	65 79						
				83	A	South Dakota St.	45 75	171	H	Southeast Mo. St.	97 91						
				293	A	North Dakota St.	79 78	346	A	Chicago St.	88 78						

Non-Div I Games: Culver-Stockton 82 76 Ill.-Springfield 91 51 Mo. Baptist 90 69

Western Ill.

Average RPI Win: <b>126</b>	WON-LOST	WINNING	LAST 10	STRENGTH OF	OPP. STRENGTH	TEAM	ADJ.	CONF.	ADJ CONF.
Average RPI Loss: <b>102</b>	RECORD	PCT. RANK	GAMES	SCHEDULE	OF SCHEDULE	RPI	RPI	RPI	RPI
DIV. I ONLY	11- 6	88	6-4	58	21	33	33	13	13
DIV. I NON-CONF.	8- 3	68	3-1	109	5	28	28	14	14
TOTALS	RPI 1-25	RPI 26-50	W-L RECORDS	RPI 51-100	RPI 101-150	RPI 150+			
11- 6	1- 1	1- 2	OVERALL	4- 0	0- 1	5- 2			
6- 0	1- 0	1- 0	HOME	2- 0	0- 0	2- 0			
4- 6	0- 1	0- 2	AWAY	2- 0	0- 1	2- 2			
1- 0	0- 0	0- 0	NEUTRAL	0- 0	0- 0	1- 0			
8- 3	1- 1	1- 1	NON-CONFERENCE	2- 0	0- 0	4- 1			
4- 0	1- 0	1- 0	HOME	1- 0	0- 0	1- 0			
3- 3	0- 1	0- 1	AWAY	1- 0	0- 0	2- 1			
1- 0	0- 0	0- 0	NEUTRAL	0- 0	0- 0	1- 0			
3- 3	0- 0	0- 1	CONFERENCE	2- 0	0- 1	1- 1			
2- 0	0- 0	0- 0	HOME	1- 0	0- 0	1- 0			
1- 3	0- 0	0- 1	AWAY	1- 0	0- 1	0- 1			
0- 0	0- 0	0- 0	NEUTRAL	0- 0	0- 0	0- 0			

RPI	S	Opponent	Score
1	A	Louisville	56 <b>75</b>
23	H	Central Mich.	93 58

RPI	S	Opponent	Score
26	H	Oklahoma	74 63
32	A	Purdue	50 <b>67</b>
36	A	Old Dominion	65 <b>76</b>

RPI	S	Opponent	Score
54	H	Middle Tenn.	71 63
62	A	Charlotte	60 56
81	A	Ball St.	91 86
84	H	Belmont	77 46

RPI	S	Opponent	Score
125	A	Rice	65 <b>73</b>
157	H	UAB	69 65
163	A	Samford	88 84
169	A	Saint Mary's (CA)	73 <b>80</b>
201	H	Little Rock	77 58
208	N	Tulsa	76 63
248	A	North Texas	54 <b>61</b>
323	A	Mercer	75 62

## LAST 10 Division I

62	A	Charlotte	60 56	248	A	North Texas	54 <b>61</b>
36	A	Old Dominion	65 <b>76</b>	32	A	Purdue	50 <b>67</b>
54	H	Middle Tenn.	71 63	163	A	Samford	88 84
157	H	UAB	69 65	81	A	Ball St.	91 86
125	A	Rice	65 <b>73</b>	26	H	Oklahoma	74 63

Non-Div I Games:

Western Ky.

■ Loss, 
 ■ Non-Conf, 
 ■ S Site, 
 ■ H Home 
 ■ A Away 
 N Neutral

Average RPI Win:	237	WON-LOST	WINNING	LAST 10	STRENGTH OF	OPP. STRENGTH	TEAM	ADJ.	CONF.	ADJ CONF.
Average RPI Loss:	112	RECORD	PCT. RANK	GAMES	SCHEDULE	OF SCHEDULE	RPI	RPI	RPI	RPI
DIV. I ONLY	9- 6	120	7-3	152	237	129	129	10	10	
DIV. I NON-CONF.	6- 4	122	4-1	259	326	171	171	10	10	
TOTALS	RPI 1-25	RPI 26-50	W-L RECORDS	RPI 51-100	RPI 101-150	RPI 150+				
9- 6	0- 1	0- 0	OVERALL	2- 1	0- 2	7- 2				
4- 2	0- 1	0- 0	HOME	1- 0	0- 0	3- 1				
3- 3	0- 0	0- 0	AWAY	1- 1	0- 1	2- 1				
2- 1	0- 0	0- 0	NEUTRAL	0- 0	0- 1	2- 0				
6- 4	0- 0	0- 0	NON-CONFERENCE	1- 1	0- 1	5- 2				
2- 1	0- 0	0- 0	HOME	0- 0	0- 0	2- 1				
2- 2	0- 0	0- 0	AWAY	1- 1	0- 0	1- 1				
2- 1	0- 0	0- 0	NEUTRAL	0- 0	0- 1	2- 0				
3- 2	0- 1	0- 0	CONFERENCE	1- 0	0- 1	2- 0				
2- 1	0- 1	0- 0	HOME	1- 0	0- 0	1- 0				
1- 1	0- 0	0- 0	AWAY	0- 0	0- 1	1- 0				
0- 0	0- 0	0- 0	NEUTRAL	0- 0	0- 0	0- 0				

RPI 1-25				RPI 26-50				RPI 51-100				RPI 101+				Team's RPI: 129
RPI	S	Opponent	Score	RPI	S	Opponent	Score	RPI	S	Opponent	Score	RPI	S	Opponent	Score	
23	H	Central Mich.	70 80					52	A	Michigan	55 76	101	N	Stony Brook	47 50	
								76	H	Ohio	73 72	104	A	Kent St.	63 75	
								96	A	Loyola Chicago	70 60	160	H	Toledo	84 72	
												189	H	Fla. Atlantic	79 80	
												198	A	Akron	56 51	
												205	A	UTEP	46 76	
												295	N	Denver	79 70	
												310	N	New Mexico St.	79 76	
												312	H	Detroit Mercy	82 67	
												341	A	UIC	80 52	
												346	H	Chicago St.	90 69	
LAST 10 Division I																
23	H	Central Mich.	70 80	96	A	Loyola Chicago	70 60									
76	H	Ohio	73 72	101	N	Stony Brook	47 50									
104	A	Kent St.	63 75	295	N	Denver	79 70									
198	A	Akron	56 51	346	H	Chicago St.	90 69									
160	H	Toledo	84 72	341	A	UIC	80 52									

Non-Div I Games: Kentucky St. 80 41

Western Mich.

■ Loss, 
■ Non-Conf, 
■ S Site, 
■ H Home 
■ A Away 
N Neutral

Average RPI Win:	208	WON-LOST	WINNING	LAST 10	STRENGTH OF	OPP. STRENGTH	TEAM	ADJ.	CONF.	ADJ CONF.
Average RPI Loss:	68	RECORD	PCT. RANK	GAMES	SCHEDULE	OF SCHEDULE	RPI	RPI	RPI	RPI
DIV. I ONLY	11- 7	111	6-4	197	50	132	132	9	9	
DIV. I NON-CONF.	8- 5	117	3-2	237	59	141	141	9	9	
TOTALS	RPI 1-25	RPI 26-50	W-L RECORDS	RPI 51-100	RPI 101-150	RPI 150+				
11- 7	0- 3	1- 2	OVERALL	1- 0	1- 1	8- 1				
8- 2	0- 0	1- 1	HOME	1- 0	0- 1	6- 0				
2- 4	0- 3	0- 0	AWAY	0- 0	0- 0	2- 1				
1- 1	0- 0	0- 1	NEUTRAL	0- 0	1- 0	0- 0				
8- 5	0- 2	1- 2	NON-CONFERENCE	0- 0	1- 0	6- 1				
6- 1	0- 0	1- 1	HOME	0- 0	0- 0	5- 0				
1- 3	0- 2	0- 0	AWAY	0- 0	0- 0	1- 1				
1- 1	0- 0	0- 1	NEUTRAL	0- 0	1- 0	0- 0				
3- 2	0- 1	0- 0	CONFERENCE	1- 0	0- 1	2- 0				
2- 1	0- 0	0- 0	HOME	1- 0	0- 1	1- 0				
1- 1	0- 1	0- 0	AWAY	0- 0	0- 0	1- 0				
0- 0	0- 0	0- 0	NEUTRAL	0- 0	0- 0	0- 0				

RPI 1-25				RPI 26-50				RPI 51-100				RPI 101+ Team's RPI: 132			
RPI	S	Opponent	Score	RPI	S	Opponent	Score	RPI	S	Opponent	Score	RPI	S	Opponent	Score
3	A	Missouri St.	55 68	26	H	Oklahoma	88 83	57	H	Temple	72 70	109	N	Montana St.	66 64
4	A	UConn	55 83	30	N	Virginia Tech	63 84					126	H	Tulane	56 61
22	A	Creighton	46 56	50	H	UNI	50 61					174	H	Eastern Mich.	63 52
												208	H	Tulsa	57 46
												237	H	Southern U.	69 63
												243	A	Oral Roberts	66 79
												259	A	Louisiana Tech	88 80
												279	A	East Carolina	61 53
												298	H	Houston Baptist	59 42
												304	H	Ark.-Pine Bluff	100 50
												337	H	Grambling	77 65
LAST 10 Division I															
				57	H	Temple	72 70	337	H	Grambling	77 65				
				208	H	Tulsa	57 46	30	N	Virginia Tech	63 84				
				279	A	East Carolina	61 53	109	N	Montana St.	66 64				
				126	H	Tulane	56 61	304	H	Ark.-Pine Bluff	100 50				
				4	A	UConn	55 83	22	A	Creighton	46 56				

Non-Div I Games:

Wichita St.

William & Mary

Through Games Of Jan. 21, 2020

Average RPI Win:	247	WON-LOST	WINNING	LAST 10	STRENGTH OF	OPP. STRENGTH	TEAM	ADJ.	CONF.	ADJ CONF.
Average RPI Loss:	116	RECORD	PCT. RANK	GAMES	SCHEDULE	OF SCHEDULE	RPI	RPI	RPI	RPI
DIV. I ONLY	12- 5	66	6-4	326	116	159	159	14	14	
DIV. I NON-CONF.	9- 2	39	3-1	340	107	143	143	13	13	
TOTALS	RPI 1-25	RPI 26-50	W-L RECORDS	RPI 51-100	RPI 101-150	RPI 150+				
12- 5	0- 0	0- 2	OVERALL	0- 0	2- 2	10- 1				
5- 2	0- 0	0- 1	HOME	0- 0	0- 0	5- 1				
7- 3	0- 0	0- 1	AWAY	0- 0	2- 2	5- 0				
0- 0	0- 0	0- 0	NEUTRAL	0- 0	0- 0	0- 0				
9- 2	0- 0	0- 1	NON-CONFERENCE	0- 0	2- 1	7- 0				
4- 1	0- 0	0- 1	HOME	0- 0	0- 0	4- 0				
5- 1	0- 0	0- 0	AWAY	0- 0	2- 1	3- 0				
0- 0	0- 0	0- 0	NEUTRAL	0- 0	0- 0	0- 0				
3- 3	0- 0	0- 1	CONFERENCE	0- 0	0- 1	3- 1				
1- 1	0- 0	0- 0	HOME	0- 0	0- 0	1- 1				
2- 2	0- 0	0- 1	AWAY	0- 0	0- 1	2- 0				
0- 0	0- 0	0- 0	NEUTRAL	0- 0	0- 0	0- 0				

RPI 1-25			RPI 26-50			RPI 51-100			RPI 101+ Team's RPI: 159		
RPI	S	Opponent	Score	RPI	S	Opponent	Score	RPI	S	Opponent	Score
				36	H	Old Dominion	58 69	130	A	Richmond	73 76
				40	A	James Madison	70 84	137	A	Northeastern	55 61
								138	A	VCU	69 55
								140	A	George Washington	63 51
								173	H	Norfolk St.	65 56
								176	A	Towson	83 75
								239	H	UNCW	55 72
								241	H	Col. of Charleston	85 60
								261	A	Delaware St.	73 52
								263	A	Army West Point	77 65
								279	A	East Carolina	78 68
								315	A	Hofstra	66 53
								316	H	UMBC	76 48
								322	H	UMES	78 50
								335	H	Hartford	61 44
LAST 10 Division I											
137	A	Northeastern	55 61	40	A	James Madison	70 84				
315	A	Hofstra	66 53	140	A	George Washington	63 51				
241	H	Col. of Charleston	85 60	173	H	Norfolk St.	65 56				
239	H	UNCW	55 72	138	A	VCU	69 55				
176	A	Towson	83 75	36	H	Old Dominion	58 69				

Non-Div I Games:

William & Mary

Loss, Non-Conf, S Site, H Home A Away N Neutral

Average RPI Win:	277	WON-LOST	WINNING	LAST 10	STRENGTH OF	OPP. STRENGTH	TEAM	ADJ.	CONF.	ADJ CONF.
Average RPI Loss:	189	RECORD	PCT. RANK	GAMES	SCHEDULE	OF SCHEDULE	RPI	RPI	RPI	RPI
DIV. I ONLY	8- 9	193	7-3	298	299	250	250	27	27	
DIV. I NON-CONF.	3- 6	235	2-0	324	213	299	299	28	28	
TOTALS	RPI 1-25	RPI 26-50	W-L RECORDS	RPI 51-100	RPI 101-150	RPI 150+				
8- 9	0- 1	0- 1	OVERALL	0- 0	0- 1	8- 6				
4- 3	0- 0	0- 0	HOME	0- 0	0- 0	4- 3				
4- 5	0- 1	0- 1	AWAY	0- 0	0- 1	4- 2				
0- 1	0- 0	0- 0	NEUTRAL	0- 0	0- 0	0- 1				
3- 6	0- 1	0- 1	NON-CONFERENCE	0- 0	0- 0	3- 4				
0- 3	0- 0	0- 0	HOME	0- 0	0- 0	0- 3				
3- 2	0- 1	0- 1	AWAY	0- 0	0- 0	3- 0				
0- 1	0- 0	0- 0	NEUTRAL	0- 0	0- 0	0- 1				
5- 3	0- 0	0- 0	CONFERENCE	0- 0	0- 1	5- 2				
4- 0	0- 0	0- 0	HOME	0- 0	0- 0	4- 0				
1- 3	0- 0	0- 0	AWAY	0- 0	0- 1	1- 2				
0- 0	0- 0	0- 0	NEUTRAL	0- 0	0- 0	0- 0				

RPI 1-25				RPI 26-50				RPI 51-100				RPI 101+ Team's RPI: 250			
RPI	S	Opponent	Score	RPI	S	Opponent	Score	RPI	S	Opponent	Score	RPI	S	Opponent	Score
20	A	Kentucky	36 91	36	A	Old Dominion	44 68					143	A	Campbell	47 63
												172	H	Hampton	72 66
												207	H	Iona	61 68
												219	A	Gardner-Webb	59 71
												239	A	UNCW	75 63
												240	H	High Point	69 63
												241	H	Col. of Charleston	73 84
												242	A	Radford	53 54
												290	H	Longwood	74 63
												294	H	Ga. Southern	47 91
												296	N	Wofford	59 60
												297	H	Presbyterian	61 54
												313	A	N.C. Central	56 46
												327	A	Western Caro.	63 60
												334	A	USC Upstate	52 38
LAST 10 Division I															
290	H	Longwood	74 63	219	A	Gardner-Webb	59 71								
242	A	Radford	53 54	240	H	High Point	69 63								
143	A	Campbell	47 63	172	H	Hampton	72 66								
297	H	Presbyterian	61 54	327	A	Western Caro.	63 60								
334	A	USC Upstate	52 38	239	A	UNCW	75 63								

Non-Div I Games:

Winthrop

■ Loss, 
 ■ Non-Conf, 
 S Site, 
 ■ Home 
 ■ Away 
 N Neutral



Average RPI Win:	233	WON-LOST	WINNING	LAST 10	STRENGTH OF	OPP. STRENGTH	TEAM	ADJ.	CONF.	ADJ CONF.
Average RPI Loss:	41	RECORD	PCT. RANK	GAMES	SCHEDULE	OF SCHEDULE	RPI	RPI	RPI	RPI
DIV. I ONLY	9- 9	170	4-6	75	86	135	135	2	2	
DIV. I NON-CONF.	8- 3	68	3-0	209	217	98	98	2	2	
TOTALS	RPI 1-25	RPI 26-50	W-L RECORDS	RPI 51-100	RPI 101-150	RPI 150+				
9- 9	0- 1	0- 5	OVERALL	2- 3	0- 0	7- 0				
7- 3	0- 1	0- 1	HOME	1- 1	0- 0	6- 0				
1- 5	0- 0	0- 3	AWAY	0- 2	0- 0	1- 0				
1- 1	0- 0	0- 1	NEUTRAL	1- 0	0- 0	0- 0				
8- 3	0- 0	0- 2	NON-CONFERENCE	2- 1	0- 0	6- 0				
6- 0	0- 0	0- 0	HOME	1- 0	0- 0	5- 0				
1- 2	0- 0	0- 1	AWAY	0- 1	0- 0	1- 0				
1- 1	0- 0	0- 1	NEUTRAL	1- 0	0- 0	0- 0				
1- 6	0- 1	0- 3	CONFERENCE	0- 2	0- 0	1- 0				
1- 3	0- 1	0- 1	HOME	0- 1	0- 0	1- 0				
0- 3	0- 0	0- 2	AWAY	0- 1	0- 0	0- 0				
0- 0	0- 0	0- 0	NEUTRAL	0- 0	0- 0	0- 0				

RPI	S	Opponent	Score	RPI	S	Opponent	Score	RPI	S	Opponent	Score	RPI	S	Opponent	Score	Team's RPI: 135
6	H	Iowa	78 85	32	A	Purdue	61 72	51	A	Colorado	57 74	190	H	Penn St.	71 65	
				34	N	Arkansas	64 68	52	H	Michigan	56 68	249	H	Eastern Ill.	63 55	
				35	H	Rutgers	61 64	75	A	Michigan St.	52 69	285	H	Milwaukee	71 40	
				41	A	Georgia Tech	41 60	81	N	Ball St.	67 56	293	A	North Dakota St.	64 63	
				47	A	Nebraska	50 65	87	H	North Florida	75 62	296	H	Wofford	78 65	
												299	H	Prairie View	68 42	
												314	H	Alabama St.	85 67	
LAST 10 Division I																
6	H	Iowa	78 85	32	A	Purdue	61 72									
52	H	Michigan	56 68	35	H	Rutgers	61 64									
75	A	Michigan St.	52 69	299	H	Prairie View	68 42									
47	A	Nebraska	50 65	314	H	Alabama St.	85 67									
190	H	Penn St.	71 65	293	A	North Dakota St.	64 63									

Non-Div I Games:

Wisconsin

■ Loss, 
 ■ Non-Conf, 
 ■ S Site, 
 ■ H Home 
 ■ A Away 
 N Neutral

Wofford

Through Games Of Jan. 21, 2020

Average RPI Win:	273	WON-LOST	WINNING	LAST 10	STRENGTH OF	OPP. STRENGTH	TEAM	ADJ.	CONF.	ADJ CONF.
Average RPI Loss:	183	RECORD	PCT. RANK	GAMES	SCHEDULE	OF SCHEDULE	RPI	RPI	RPI	RPI
DIV. I ONLY	6- 10	241	4-6	309	235	296	296	23	23	
DIV. I NON-CONF.	4- 8	235	2-4	232	313	296	296	20	20	
TOTALS	RPI 1-25	RPI 26-50	W-L RECORDS	RPI 51-100	RPI 101-150	RPI 150+				
6- 10	0- 0	0- 0	OVERALL	0- 1	0- 3	6- 6				
4- 4	0- 0	0- 0	HOME	0- 0	0- 1	4- 3				
1- 6	0- 0	0- 0	AWAY	0- 1	0- 2	1- 3				
1- 0	0- 0	0- 0	NEUTRAL	0- 0	0- 0	1- 0				
4- 8	0- 0	0- 0	NON-CONFERENCE	0- 1	0- 3	4- 4				
3- 3	0- 0	0- 0	HOME	0- 0	0- 1	3- 2				
0- 5	0- 0	0- 0	AWAY	0- 1	0- 2	0- 2				
1- 0	0- 0	0- 0	NEUTRAL	0- 0	0- 0	1- 0				
2- 2	0- 0	0- 0	CONFERENCE	0- 0	0- 0	2- 2				
1- 1	0- 0	0- 0	HOME	0- 0	0- 0	1- 1				
1- 1	0- 0	0- 0	AWAY	0- 0	0- 0	1- 1				
0- 0	0- 0	0- 0	NEUTRAL	0- 0	0- 0	0- 0				

RPI S	Opponent	Score	RPI S	Opponent	Score	RPI S	Opponent	Score	RPI S	Opponent	Score
						70 A	Kansas	64 83	106 H	Coastal Caro.	73 78
									135 A	Wisconsin	65 78
									149 A	Auburn	82 84
									163 H	Samford	58 74
									203 A	Chattanooga	76 80
									219 A	Gardner-Webb	53 67
									224 A	Northern Ky.	72 80
									230 A	ETSU	76 47
									245 H	UNC Asheville	75 38
									250 N	Winthrop	60 59
									268 H	Appalachian St.	51 54
									290 H	Longwood	79 76
									294 H	Ga. Southern	57 70
									297 H	Presbyterian	67 60
									323 H	Mercer	77 49
LAST 10 Division I											
230 A	ETSU	76 47	224 A	Northern Ky.	72 80						
203 A	Chattanooga	76 80	245 H	UNC Asheville	75 38						
323 H	Mercer	77 49	268 H	Appalachian St.	51 54						
163 H	Samford	58 74	294 H	Ga. Southern	57 70						
70 A	Kansas	64 83	297 H	Presbyterian	67 60						

Non-Div I Games: Brevard 82 34 Erskine 100 38 UNKNOWN 89 38

Wofford

Loss, Non-Conf, S Site, H Home A Away N Neutral

Average RPI Win:	217	WON-LOST	WINNING	LAST 10	STRENGTH OF	OPP. STRENGTH	TEAM	ADJ.	CONF.	ADJ CONF.
Average RPI Loss:	131	RECORD	PCT. RANK	GAMES	SCHEDULE	OF SCHEDULE	RPI	RPI	RPI	RPI
DIV. I ONLY	9- 8	161	5-5	182	162	134	134	20	20	
DIV. I NON-CONF.	4- 6	212	0-3	189	55	175	175	18	18	
TOTALS	RPI 1-25	RPI 26-50	W-L RECORDS	RPI 51-100	RPI 101-150	RPI 150+				
9- 8	0- 0	0- 0	OVERALL	0- 4	1- 2	8- 2				
3- 1	0- 0	0- 0	HOME	0- 0	1- 1	2- 0				
5- 5	0- 0	0- 0	AWAY	0- 3	0- 1	5- 1				
1- 2	0- 0	0- 0	NEUTRAL	0- 1	0- 0	1- 1				
4- 6	0- 0	0- 0	NON-CONFERENCE	0- 3	1- 2	3- 1				
1- 1	0- 0	0- 0	HOME	0- 0	1- 1	0- 0				
2- 3	0- 0	0- 0	AWAY	0- 2	0- 1	2- 0				
1- 2	0- 0	0- 0	NEUTRAL	0- 1	0- 0	1- 1				
5- 2	0- 0	0- 0	CONFERENCE	0- 1	0- 0	5- 1				
2- 0	0- 0	0- 0	HOME	0- 0	0- 0	2- 0				
3- 2	0- 0	0- 0	AWAY	0- 1	0- 0	3- 1				
0- 0	0- 0	0- 0	NEUTRAL	0- 0	0- 0	0- 0				

RPI S	Opponent	Score	RPI S	Opponent	Score	RPI S	Opponent	Score	RPI S	Opponent	Score	Team's RPI: 134
						56	A IUPUI	60 80	112	H Abilene Christian	64 83	
						61	A UCF	53 69	116	A UT Arlington	62 68	
						65	A Iowa St.	71 79	144	H CSU Bakersfield	65 60	
						70	N Kansas	63 74	161	H Youngstown St.	91 41	
									185	A Green Bay	70 58	
									187	H Cleveland St.	78 62	
									211	A SMU	69 61	
									218	A Xavier	86 74	
									224	A Northern Ky.	63 55	
									278	N Loyola Maryland	66 51	
									281	N St. Bonaventure	56 57	
									285	A Milwaukee	58 60	
									341	A UIC	58 43	
LAST 10 Division I												
			224	A Northern Ky.	63 55		185	A Green Bay	70 58			
			56	A IUPUI	60 80		285	A Milwaukee	58 60			
			341	A UIC	58 43		61	A UCF	53 69			
			161	H Youngstown St.	91 41		281	N St. Bonaventure	56 57			
			187	H Cleveland St.	78 62		65	A Iowa St.	71 79			

Non-Div I Games: Marian (IN) 64 60

Wright St.

■ Loss, 
 ■ Non-Conf, 
 ■ S Site, 
 ■ H Home 
 ■ A Away 
 N Neutral

## Wyoming

Through Games Of Jan. 21, 2020

Average RPI Win: <b>241</b>	WON-LOST	WINNING	LAST 10	STRENGTH OF	OPP. STRENGTH	TEAM	ADJ.	CONF.	ADJ CONF.
Average RPI Loss: <b>162</b>	RECORD	PCT. RANK	GAMES	SCHEDULE	OF SCHEDULE	RPI	RPI	RPI	RPI
DIV. I ONLY	<b>7- 9</b>	<b>207</b>	<b>4-6</b>	<b>202</b>	<b>246</b>	<b>217</b>	<b>217</b>	<b>17</b>	<b>17</b>
DIV. I NON-CONF.	<b>3- 5</b>	<b>224</b>	<b>1-2</b>	<b>218</b>	<b>226</b>	<b>263</b>	<b>263</b>	<b>24</b>	<b>24</b>
TOTALS	RPI 1-25	RPI 26-50	W-L RECORDS	RPI 51-100	RPI 101-150	RPI 150+			
7- 9	0- 1	0- 0	OVERALL	1- 3	0- 0	6- 5			
4- 4	0- 1	0- 0	HOME	1- 1	0- 0	3- 2			
3- 5	0- 0	0- 0	AWAY	0- 2	0- 0	3- 3			
0- 0	0- 0	0- 0	NEUTRAL	0- 0	0- 0	0- 0			
3- 5	0- 1	0- 0	NON-CONFERENCE	0- 2	0- 0	3- 2			
2- 3	0- 1	0- 0	HOME	0- 1	0- 0	2- 1			
1- 2	0- 0	0- 0	AWAY	0- 1	0- 0	1- 1			
0- 0	0- 0	0- 0	NEUTRAL	0- 0	0- 0	0- 0			
4- 4	0- 0	0- 0	CONFERENCE	1- 1	0- 0	3- 3			
2- 1	0- 0	0- 0	HOME	1- 0	0- 0	1- 1			
2- 3	0- 0	0- 0	AWAY	0- 1	0- 0	2- 2			
0- 0	0- 0	0- 0	NEUTRAL	0- 0	0- 0	0- 0			

RPI	S	Opponent	Score	RPI	S	Opponent	Score	RPI	S	Opponent	Score	RPI	S	Opponent	Score	Team's RPI: 217
9	H	Gonzaga	54 <b>65</b>					51	H	Colorado	56 <b>66</b>	169	H	Saint Mary's (CA)	69 67	
								83	A	South Dakota St.	40 <b>67</b>	180	A	New Mexico	73 66	
								94	A	Fresno St.	59 <b>89</b>	194	A	UNLV	53 <b>65</b>	
								97	H	Boise St.	73 68	200	H	Northern Colo.	44 <b>46</b>	
												257	H	Colorado St.	49 <b>56</b>	
												273	A	San Diego St.	60 <b>67</b>	
												288	H	Nevada	83 59	
												293	A	North Dakota St.	66 57	
												295	A	Denver	57 <b>71</b>	
												309	A	Air Force	65 63	
												351	H	Mississippi Val.	95 22	
LAST 10 Division I																
94	A	Fresno St.	59 <b>89</b>	97	H	Boise St.	73 68									
288	H	Nevada	83 59	9	H	Gonzaga	54 <b>65</b>									
194	A	UNLV	53 <b>65</b>	200	H	Northern Colo.	44 <b>46</b>									
273	A	San Diego St.	60 <b>67</b>	351	H	Mississippi Val.	95 22									
257	H	Colorado St.	49 <b>56</b>	180	A	New Mexico	73 66									

Non-Div I Games: Colo. Christian 70 31

Wyoming

■ Loss, 
 ■ Non-Conf, S Site, 
 ■ Home 
 ■ Away 
 N Neutral

Average RPI Win:	172	WON-LOST	WINNING	LAST 10	STRENGTH OF	OPP. STRENGTH	TEAM	ADJ.	CONF.	ADJ CONF.
Average RPI Loss:	90	RECORD	PCT. RANK	GAMES	SCHEDULE	OF SCHEDULE	RPI	RPI	RPI	RPI
DIV. I ONLY	2- 16	337	1-9	21	79	218	218	6	6	
DIV. I NON-CONF.	1- 10	329	0-3	15	150	242	242	6	6	
TOTALS	RPI 1-25	RPI 26-50	W-L RECORDS	RPI 51-100	RPI 101-150	RPI 150+				
2- 16	0- 2	0- 2	OVERALL	0- 6	1- 5	1- 1				
1- 9	0- 1	0- 2	HOME	0- 2	1- 3	0- 1				
1- 5	0- 0	0- 0	AWAY	0- 4	0- 1	1- 0				
0- 2	0- 1	0- 0	NEUTRAL	0- 0	0- 1	0- 0				
1- 10	0- 1	0- 0	NON-CONFERENCE	0- 4	1- 4	0- 1				
1- 4	0- 0	0- 0	HOME	0- 1	1- 2	0- 1				
0- 4	0- 0	0- 0	AWAY	0- 3	0- 1	0- 0				
0- 2	0- 1	0- 0	NEUTRAL	0- 0	0- 1	0- 0				
1- 6	0- 1	0- 2	CONFERENCE	0- 2	0- 1	1- 0				
0- 5	0- 1	0- 2	HOME	0- 1	0- 1	0- 0				
1- 1	0- 0	0- 0	AWAY	0- 1	0- 0	1- 0				
0- 0	0- 0	0- 0	NEUTRAL	0- 0	0- 0	0- 0				

RPI 1-25				RPI 26-50				RPI 51-100				RPI 101+ Team's RPI: 218			
RPI	S	Opponent	Score	RPI	S	Opponent	Score	RPI	S	Opponent	Score	RPI	S	Opponent	Score
13	H	DePaul	68 91	39	H	Marquette	60 80	51	H	Colorado	53 62	111	H	Utah	70 63
17	N	Northwestern	59 79	46	H	St. John's (NY)	67 75	57	A	Temple	65 78	113	H	Butler	70 78
								59	H	Seton Hall	61 83	123	H	Cincinnati	78 85
								81	A	Ball St.	49 70	131	A	Robert Morris	57 71
								85	A	Rider	57 64	134	H	Wright St.	74 86
								89	A	Villanova	54 66	139	N	Florida	64 67
												233	A	Georgetown	85 64
												260	H	Eastern Ky.	55 56
LAST 10 Division I															
39	H	Marquette	60 80	59	H	Seton Hall	61 83								
13	H	DePaul	68 91	46	H	St. John's (NY)	67 75								
89	A	Villanova	54 66	17	N	Northwestern	59 79								
233	A	Georgetown	85 64	139	N	Florida	64 67								
113	H	Butler	70 78	123	H	Cincinnati	78 85								

Non-Div I Games:

Xavier

■ Loss, 
 ■ Non-Conf, 
 S Site, 
 ■ Home 
 ■ Away 
 N Neutral

Average RPI Win:	199	WON-LOST	WINNING	LAST 10	STRENGTH OF	OPP. STRENGTH	TEAM	ADJ.	CONF.	ADJ CONF.
Average RPI Loss:	49	RECORD	PCT. RANK	GAMES	SCHEDULE	OF SCHEDULE	RPI	RPI	RPI	RPI
DIV. I ONLY	11- 3	38	8-2	101	180	45	45	8	8	
DIV. I NON-CONF.	10- 3	60	7-2	102	196	51	51	8	8	
TOTALS	RPI 1-25	RPI 26-50	W-L RECORDS	RPI 51-100	RPI 101-150	RPI 150+				
11- 3	0- 1	0- 1	OVERALL	2- 1	2- 0	7- 0				
6- 1	0- 0	0- 1	HOME	0- 0	1- 0	5- 0				
4- 2	0- 1	0- 0	AWAY	1- 1	1- 0	2- 0				
1- 0	0- 0	0- 0	NEUTRAL	1- 0	0- 0	0- 0				
10- 3	0- 1	0- 1	NON-CONFERENCE	2- 1	2- 0	6- 0				
5- 1	0- 0	0- 1	HOME	0- 0	1- 0	4- 0				
4- 2	0- 1	0- 0	AWAY	1- 1	1- 0	2- 0				
1- 0	0- 0	0- 0	NEUTRAL	1- 0	0- 0	0- 0				
1- 0	0- 0	0- 0	CONFERENCE	0- 0	0- 0	1- 0				
1- 0	0- 0	0- 0	HOME	0- 0	0- 0	1- 0				
0- 0	0- 0	0- 0	AWAY	0- 0	0- 0	0- 0				
0- 0	0- 0	0- 0	NEUTRAL	0- 0	0- 0	0- 0				

RPI 1-25				RPI 26-50				RPI 51-100				RPI 101+			
RPI	S	Opponent	Score	RPI	S	Opponent	Score	RPI	S	Opponent	Score	RPI	S	Opponent	Score
8	A	UCLA	65 100	46	H	St. John's (NY)	66 80	74	A	North Carolina	66 63	110	H	Providence	82 79
								92	A	Colgate	67 70	137	A	Northeastern	78 63
								94	N	Fresno St.	87 67	204	H	Quinnipiac	63 59
												223	A	UMass Lowell	67 59
												228	H	Brown	79 72
												258	A	LMU (CA)	81 65
												270	H	Wagner	87 68
												271	H	Sacred Heart	87 40
												323	H	Mercer	68 60
LAST 10 Division I															
228	H	Brown	79 72	46	H	St. John's (NY)	66 80	258	A	LMU (CA)	81 65				
323	H	Mercer	68 60					94	N	Fresno St.	87 67				
270	H	Wagner	87 68					8	A	UCLA	65 100				
74	A	North Carolina	66 63					137	A	Northeastern	78 63				
271	H	Sacred Heart	87 40												

Non-Div I Games:

Yale

Average RPI Win:	248	WON-LOST	WINNING	LAST 10	STRENGTH OF	OPP. STRENGTH	TEAM	ADJ.	CONF.	ADJ CONF.
Average RPI Loss:	141	RECORD	PCT. RANK	GAMES	SCHEDULE	OF SCHEDULE	RPI	RPI	RPI	RPI
DIV. I ONLY	9- 7	140	6-4	250	244	161	161	20	20	
DIV. I NON-CONF.	5- 4	140	2-1	240	185	157	157	18	18	
TOTALS	RPI 1-25	RPI 26-50	W-L RECORDS	RPI 51-100	RPI 101-150	RPI 150+				
9- 7	0- 1	0- 0	OVERALL	1- 0	0- 3	8- 3				
5- 1	0- 0	0- 0	HOME	1- 0	0- 1	4- 0				
4- 6	0- 1	0- 0	AWAY	0- 0	0- 2	4- 3				
0- 0	0- 0	0- 0	NEUTRAL	0- 0	0- 0	0- 0				
5- 4	0- 1	0- 0	NON-CONFERENCE	0- 0	0- 2	5- 1				
3- 1	0- 0	0- 0	HOME	0- 0	0- 1	3- 0				
2- 3	0- 1	0- 0	AWAY	0- 0	0- 1	2- 1				
0- 0	0- 0	0- 0	NEUTRAL	0- 0	0- 0	0- 0				
4- 3	0- 0	0- 0	CONFERENCE	1- 0	0- 1	3- 2				
2- 0	0- 0	0- 0	HOME	1- 0	0- 0	1- 0				
2- 3	0- 0	0- 0	AWAY	0- 0	0- 1	2- 2				
0- 0	0- 0	0- 0	NEUTRAL	0- 0	0- 0	0- 0				

RPI 1-25				RPI 26-50				RPI 51-100				RPI 101+ Team's RPI: 161			
RPI	S	Opponent	Score	RPI	S	Opponent	Score	RPI	S	Opponent	Score	RPI	S	Opponent	Score
12	A	Indiana	56 93					56	H	IUPUI	75 73	104	H	Kent St.	73 82
												131	A	Robert Morris	43 58
												134	A	Wright St.	41 91
												174	H	Eastern Mich.	79 77
												187	A	Cleveland St.	52 60
												198	A	Akron	62 91
												224	A	Northern Ky.	56 75
												226	A	Saint Francis (PA)	56 46
												260	A	Eastern Ky.	72 63
												264	A	Oakland	79 74
												270	H	Wagner	64 42
												312	A	Detroit Mercy	62 47
												330	H	Canisius	87 59
												341	H	UIC	77 65
LAST 10 Division I															
312	A	Detroit Mercy	62 47	341	H	UIC	77 65								
264	A	Oakland	79 74	56	H	IUPUI	75 73								
187	A	Cleveland St.	52 60	12	A	Indiana	56 93								
134	A	Wright St.	41 91	226	A	Saint Francis (PA)	56 46								
224	A	Northern Ky.	56 75	260	A	Eastern Ky.	72 63								

Non-Div I Games: Lake Erie 83 48 Muskingum 92 46

Youngstown St.