

Average RPI Win:	278	WON-LOST	WINNING	LAST 10	STRENGTH OF	OPP. STRENGTH	TEAM	ADJ.	CONF.	ADJ CONF.
Average RPI Loss:	164	RECORD	PCT. RANK	GAMES	SCHEDULE	OF SCHEDULE	RPI	RPI	RPI	RPI
DIV. I ONLY	6- 6	165	7-3	322	240	272	272	26	26	
DIV. I NON-CONF.	2- 5	264	0- 0	277	243	298	298	22	22	

TOTALS	RPI 1-25	RPI 26-50	W-L RECORDS	RPI 51-100	RPI 101-150	RPI 150+				
6- 6	0- 0	0- 0	OVERALL	0- 1	0- 1	6- 4				
3- 3	0- 0	0- 0	HOME	0- 0	0- 1	3- 2				
2- 2	0- 0	0- 0	AWAY	0- 1	0- 0	2- 1				
1- 1	0- 0	0- 0	NEUTRAL	0- 0	0- 0	1- 1				
2- 5	0- 0	0- 0	NON-CONFERENCE	0- 0	0- 1	2- 4				
0- 3	0- 0	0- 0	HOME	0- 0	0- 1	0- 2				
1- 1	0- 0	0- 0	AWAY	0- 0	0- 0	1- 1				
1- 1	0- 0	0- 0	NEUTRAL	0- 0	0- 0	1- 1				
4- 1	0- 0	0- 0	CONFERENCE	0- 1	0- 0	4- 0				
3- 0	0- 0	0- 0	HOME	0- 0	0- 0	3- 0				
1- 1	0- 0	0- 0	AWAY	0- 1	0- 0	1- 0				
0- 0	0- 0	0- 0	NEUTRAL	0- 0	0- 0	0- 0				

RPI 1-25				RPI 26-50				RPI 51-100				RPI 101+				Team's RPI: 272
RPI	S	Opponent	Score	RPI	S	Opponent	Score	RPI	S	Opponent	Score	RPI	S	Opponent	Score	
								60	A	Lamar University	58 76	136	H	Texas St.	53 60	
												157	A	Texas Tech	61 78	
												178	H	New Mexico St.	65 67	
												204	N	Prairie View	59 67	
												215	H	Sam Houston St.	76 61	
												248	A	UTRGV	59 49	
												248	H	UTRGV	57 70	
												263	N	Louisiana	64 63	
												288	H	New Orleans	57 51	
												323	H	Northwestern St.	79 55	
												328	A	Central Ark.	73 65	
LAST 12 Division I GAMES:																
288	H	New Orleans	57 51	248	H	UTRGV	57 70									
215	H	Sam Houston St.	76 61	204	N	Prairie View	59 67									
323	H	Northwestern St.	79 55	263	N	Louisiana	64 63									
60	A	Lamar University	58 76	136	H	Texas St.	53 60									
328	A	Central Ark.	73 65	157	A	Texas Tech	61 78									
178	H	New Mexico St.	65 67	248	A	UTRGV	59 49									

Non-Div I Games: Schreiner 64 34 UNKNOWN 78 40 Tex. A&M Int'l 84 36 Texas Lutheran 73 49 A&M-Corpus Christi

Loss, Non-Conf, S Site, H Home A Away N Neutral

Average RPI Win:	270	WON-LOST	WINNING	LAST 10	STRENGTH OF	OPP. STRENGTH	TEAM	ADJ.	CONF.	ADJ CONF.
Average RPI Loss:	132	RECORD	PCT. RANK	GAMES	SCHEDULE	OF SCHEDULE	RPI	RPI	RPI	RPI

DIV. I ONLY	8- 5	111	6-4	308	217	167	167	26	26
DIV. I NON-CONF.	3- 4	199	0- 0	125	139	129	129	22	22

TOTALS	RPI 1-25	RPI 26-50	W-L RECORDS	RPI 51-100	RPI 101-150	RPI 150+			
8- 5	0- 0	0- 1	OVERALL	0- 1	0- 1	8- 2			
1- 1	0- 0	0- 1	HOME	0- 0	0- 0	1- 0			
6- 4	0- 0	0- 0	AWAY	0- 1	0- 1	6- 2			
1- 0	0- 0	0- 0	NEUTRAL	0- 0	0- 0	1- 0			
3- 4	0- 0	0- 1	NON-CONFERENCE	0- 1	0- 1	3- 1			
0- 1	0- 0	0- 1	HOME	0- 0	0- 0	0- 0			
2- 3	0- 0	0- 0	AWAY	0- 1	0- 1	2- 1			
1- 0	0- 0	0- 0	NEUTRAL	0- 0	0- 0	1- 0			
5- 1	0- 0	0- 0	CONFERENCE	0- 0	0- 0	5- 1			
1- 0	0- 0	0- 0	HOME	0- 0	0- 0	1- 0			
4- 1	0- 0	0- 0	AWAY	0- 0	0- 0	4- 1			
0- 0	0- 0	0- 0	NEUTRAL	0- 0	0- 0	0- 0			

RPI 1-25				RPI 26-50				RPI 51-100				RPI 101+ Team's RPI: 167			
RPI	S	Opponent	Score	RPI	S	Opponent	Score	RPI	S	Opponent	Score	RPI	S	Opponent	Score
				50	H	Arkansas	68 80	82	A	FGCU	65 81	133	A	Tulsa	63 75
												157	A	Texas Tech	54 105
												178	A	New Mexico St.	58 46
												215	A	Sam Houston St.	91 79
												236	A	Southeastern La.	71 74
												246	N	Texas Southern	81 39
												265	A	UTEP	70 69
												288	A	New Orleans	59 52
												319	H	McNeese	109 52
												323	A	Northwestern St.	72 63
												324	A	Houston Baptist	72 62
LAST 12 Division I GAMES:															
323	A	Northwestern St.	72 63	157	A	Texas Tech	54 105								
324	A	Houston Baptist	72 62	82	A	FGCU	65 81								
236	A	Southeastern La.	71 74	50	H	Arkansas	68 80								
319	H	McNeese	109 52	133	A	Tulsa	63 75								
215	A	Sam Houston St.	91 79	265	A	UTEP	70 69								
288	A	New Orleans	59 52	246	N	Texas Southern	81 39								

Non-Div I Games: Eastern N.M. 78 46 Southwest (NM) 90 47 Howard Payne 98 43 Schreiner 90 43 Abilene Christian

Average RPI Win:	238	WON-LOST	WINNING	LAST 10	STRENGTH OF	OPP. STRENGTH	TEAM	ADJ.	CONF.	ADJ CONF.
Average RPI Loss:	133	RECORD	PCT. RANK	GAMES	SCHEDULE	OF SCHEDULE	RPI	RPI	RPI	RPI
DIV. I ONLY	5- 11	259	2-8	124	183	219	219	13	13	
DIV. I NON-CONF.	3- 7	256	0- 0	71	239	198	198	11	11	

TOTALS	RPI 1-25	RPI 26-50	W-L RECORDS	RPI 51-100	RPI 101-150	RPI 150+				
5- 11	0- 1	0- 1	OVERALL	0- 1	1- 3	4- 5				
4- 3	0- 0	0- 0	HOME	0- 0	1- 0	3- 3				
1- 8	0- 1	0- 1	AWAY	0- 1	0- 3	1- 2				
0- 0	0- 0	0- 0	NEUTRAL	0- 0	0- 0	0- 0				
3- 7	0- 1	0- 0	NON-CONFERENCE	0- 1	1- 3	2- 2				
2- 2	0- 0	0- 0	HOME	0- 0	1- 0	1- 2				
1- 5	0- 1	0- 0	AWAY	0- 1	0- 3	1- 0				
0- 0	0- 0	0- 0	NEUTRAL	0- 0	0- 0	0- 0				
2- 4	0- 0	0- 1	CONFERENCE	0- 0	0- 0	2- 3				
2- 1	0- 0	0- 0	HOME	0- 0	0- 0	2- 1				
0- 3	0- 0	0- 1	AWAY	0- 0	0- 0	0- 2				
0- 0	0- 0	0- 0	NEUTRAL	0- 0	0- 0	0- 0				

RPI 1-25				RPI 26-50				RPI 51-100				RPI 101+				Team's RPI: 219
RPI	S	Opponent	Score	RPI	S	Opponent	Score	RPI	S	Opponent	Score	RPI	S	Opponent	Score	
3	A	Oregon	36 82	41	A	New Mexico	57 78	54	A	Northeastern	41 54	106	A	Minnesota	50 67	
												108	H	Northern Colo.	69 57	
												128	A	Portland	60 79	
												149	A	Denver	66 92	
												151	H	Utah St.	44 48	
												187	H	Colorado St.	63 48	
												196	H	Navy	47 54	
												198	H	George Mason	71 78	
												206	A	San Diego St.	61 70	
												229	A	UNLV	56 66	
												261	H	Nevada	79 74	
												287	A	Army West Point	71 60	
												347	H	Fairleigh Dickinson	85 37	

LAST 12 Division I GAMES:																
261	H	Nevada	79 74	3	A	Oregon	36 82	128	A	Portland	60 79	196	H	Navy	47 54	
229	A	UNLV	56 66	54	A	Northeastern	41 54	106	A	Minnesota	50 67	108	H	Northern Colo.	69 57	
206	A	San Diego St.	61 70					198	H	George Mason	71 78	128	A	Portland	60 79	
187	H	Colorado St.	63 48					151	H	Utah St.	44 48	149	A	Denver	66 92	
151	H	Utah St.	44 48					187	H	Colorado St.	63 48	196	H	Navy	47 54	
41	A	New Mexico	57 78					206	A	San Diego St.	61 70	198	H	George Mason	71 78	

Non-Div I Games: Western St. 72 54

Air Force

Loss,
Non-Conf,
S Site,
H Home
A Away
N Neutral

Average RPI Win:	282	WON-LOST	WINNING	LAST 10	STRENGTH OF	OPP. STRENGTH	TEAM	ADJ.	CONF.	ADJ CONF.
Average RPI Loss:	88	RECORD	PCT. RANK	GAMES	SCHEDULE	OF SCHEDULE	RPI	RPI	RPI	RPI
DIV. I ONLY	10- 5	83	6-4	301	193	179	179	8	8	
DIV. I NON-CONF.	8- 2	52	0- 0	343	220	197	197	8	8	

TOTALS	RPI 1-25	RPI 26-50	W-L RECORDS	RPI 51-100	RPI 101-150	RPI 150+				
10- 5	0- 2	0- 0	OVERALL	0- 1	0- 1	10- 1				
4- 2	0- 1	0- 0	HOME	0- 0	0- 0	4- 1				
2- 3	0- 1	0- 0	AWAY	0- 1	0- 1	2- 0				
4- 0	0- 0	0- 0	NEUTRAL	0- 0	0- 0	4- 0				
8- 2	0- 1	0- 0	NON-CONFERENCE	0- 0	0- 1	8- 0				
3- 1	0- 1	0- 0	HOME	0- 0	0- 0	3- 0				
1- 1	0- 0	0- 0	AWAY	0- 0	0- 1	1- 0				
4- 0	0- 0	0- 0	NEUTRAL	0- 0	0- 0	4- 0				
2- 3	0- 1	0- 0	CONFERENCE	0- 1	0- 0	2- 1				
1- 1	0- 0	0- 0	HOME	0- 0	0- 0	1- 1				
1- 2	0- 1	0- 0	AWAY	0- 1	0- 0	1- 0				
0- 0	0- 0	0- 0	NEUTRAL	0- 0	0- 0	0- 0				

RPI 1-25				RPI 26-50				RPI 51-100				RPI 101+ Team's RPI: 179			
RPI	S	Opponent	Score	RPI	S	Opponent	Score	RPI	S	Opponent	Score	RPI	S	Opponent	Score
19	A	Central Mich.	71 94					95	A	Northern Ill.	59 70	121	A	Youngstown St.	61 72
21	H	Butler	47 63									184	H	Eastern Mich.	60 72
												230	H	Bowling Green	74 71
												238	H	St. Bonaventure	67 58
												265	N	UTEP	64 57
												268	A	N. C. A&T	49 36
												279	N	Northern Ky.	77 60
												292	A	Western Mich.	72 59
												293	H	Canisius	62 53
												296	N	Oakland	85 65
												325	H	Eastern Ky.	63 54
												334	N	Jackson St.	74 57

LAST 12 Division I GAMES:															
				95	A	Northern Ill.	59 70	334	N	Jackson St.	74 57				
				184	H	Eastern Mich.	60 72	293	H	Canisius	62 53				
				230	H	Bowling Green	74 71	21	H	Butler	47 63				
				292	A	Western Mich.	72 59	238	H	St. Bonaventure	67 58				
				19	A	Central Mich.	71 94	325	H	Eastern Ky.	63 54				
				265	N	UTEP	64 57	121	A	Youngstown St.	61 72				

Non-Div I Games:

Malone

63 44

Akron

Average RPI Win:	167	WON-LOST	WINNING	LAST 10	STRENGTH OF	OPP. STRENGTH	TEAM	ADJ.	CONF.	ADJ CONF.
Average RPI Loss:	70	RECORD	PCT. RANK	GAMES	SCHEDULE	OF SCHEDULE	RPI	RPI	RPI	RPI
DIV. I ONLY	10- 9	160	5-5	45	68	120	120	6	6	
DIV. I NON-CONF.	8- 5	120	0- 1	83	129	100	100	6	6	

TOTALS	RPI 1-25	RPI 26-50	W-L RECORDS	RPI 51-100	RPI 101-150	RPI 150+				
10- 9	0- 1	2- 5	OVERALL	2- 0	0- 3	6- 0				
8- 3	0- 0	2- 2	HOME	1- 0	0- 1	5- 0				
1- 3	0- 1	0- 2	AWAY	0- 0	0- 0	1- 0				
1- 3	0- 0	0- 1	NEUTRAL	1- 0	0- 2	0- 0				
8- 5	0- 0	1- 2	NON-CONFERENCE	2- 0	0- 3	5- 0				
6- 1	0- 0	1- 0	HOME	1- 0	0- 1	4- 0				
1- 1	0- 0	0- 1	AWAY	0- 0	0- 0	1- 0				
1- 3	0- 0	0- 1	NEUTRAL	1- 0	0- 2	0- 0				
2- 4	0- 1	1- 3	CONFERENCE	0- 0	0- 0	1- 0				
2- 2	0- 0	1- 2	HOME	0- 0	0- 0	1- 0				
0- 2	0- 1	0- 0	AWAY	0- 0	0- 0	0- 0				
0- 0	0- 0	0- 0	NEUTRAL	0- 0	0- 0	0- 0				

RPI	S	Opponent	Score	RPI	S	Opponent	Score	RPI	S	Opponent	Score	RPI	S	Opponent	Score	Team's RPI: 120
18	A	South Carolina	59 62	31	A	Texas A&M	43 70	85	H	Tulane	69 58	133	N	Tulsa	73 80	
				35	N	Miami (FL)	74 101	98	N	Virginia	64 52	134	N	Louisiana Tech	62 79	
				37	H	Clemson	76 56					140	H	South Alabama	67 72	
				40	A	Utah	62 72					160	H	Grambling	73 55	
				45	H	Tennessee	86 65					213	H	Florida	74 67	
				47	H	Auburn	56 66					224	A	SMU	62 61	
				48	H	LSU	56 62					236	H	Southeastern La.	88 40	
												245	H	Stetson	59 47	
												323	H	Northwestern St.	87 73	

LAST 12 Division I GAMES:																
134	N	Louisiana Tech	62 79	213	H	Florida	74 67									
48	H	LSU	56 62	35	N	Miami (FL)	74 101									
45	H	Tennessee	86 65	98	N	Virginia	64 52									
31	A	Texas A&M	43 70	323	H	Northwestern St.	87 73									
47	H	Auburn	56 66	85	H	Tulane	69 58									
18	A	South Carolina	59 62	140	H	South Alabama	67 72									

Non-Div I Games:

Alabama

Average RPI Win:	287	WON-LOST	WINNING	LAST 10	STRENGTH OF	OPP. STRENGTH	TEAM	ADJ.	CONF.	ADJ CONF.
Average RPI Loss:	202	RECORD	PCT. RANK	GAMES	SCHEDULE	OF SCHEDULE	RPI	RPI	RPI	RPI
DIV. I ONLY	8- 8	165	6-4	344	307	283	283	30	30	
DIV. I NON-CONF.	5- 6	177	0- 0	299	321	257	257	26	26	

TOTALS	RPI 1-25	RPI 26-50	W-L RECORDS	RPI 51-100	RPI 101-150	RPI 150+				
8- 8	0- 0	0- 0	OVERALL	0- 1	0- 0	8- 7				
3- 4	0- 0	0- 0	HOME	0- 0	0- 0	3- 4				
4- 4	0- 0	0- 0	AWAY	0- 1	0- 0	4- 3				
1- 0	0- 0	0- 0	NEUTRAL	0- 0	0- 0	1- 0				
5- 6	0- 0	0- 0	NON-CONFERENCE	0- 1	0- 0	5- 5				
2- 2	0- 0	0- 0	HOME	0- 0	0- 0	2- 2				
2- 4	0- 0	0- 0	AWAY	0- 1	0- 0	2- 3				
1- 0	0- 0	0- 0	NEUTRAL	0- 0	0- 0	1- 0				
3- 2	0- 0	0- 0	CONFERENCE	0- 0	0- 0	3- 2				
1- 2	0- 0	0- 0	HOME	0- 0	0- 0	1- 2				
2- 0	0- 0	0- 0	AWAY	0- 0	0- 0	2- 0				
0- 0	0- 0	0- 0	NEUTRAL	0- 0	0- 0	0- 0				

RPI 1-25				RPI 26-50				RPI 51-100				RPI 101+ Team's RPI: 283			
RPI	S	Opponent	Score	RPI	S	Opponent	Score	RPI	S	Opponent	Score	RPI	S	Opponent	Score
								74	A	Kansas	54 65	155	A	UAB	47 82
												160	H	Grambling	51 63
												166	A	Illinois	60 88
												194	H	Jacksonville St.	48 55
												203	N	Jacksonville	65 60
												225	H	Alabama St.	46 60
												236	H	Southeastern La.	51 48
												285	A	Murray St.	59 53
												291	A	North Florida	63 62
												300	A	Mississippi Val.	80 60
												301	H	Tennessee St.	67 57
												313	A	Austin Peay	58 75
												331	H	Lipscomb	58 62
												334	H	Jackson St.	58 55
												342	A	Ark.-Pine Bluff	78 52
LAST 12 Division I GAMES:															
225	H	Alabama St.	46 60	291	A	North Florida	63 62								
342	A	Ark.-Pine Bluff	78 52	236	H	Southeastern La.	51 48								
300	A	Mississippi Val.	80 60	194	H	Jacksonville St.	48 55								
160	H	Grambling	51 63	313	A	Austin Peay	58 75								
334	H	Jackson St.	58 55	285	A	Murray St.	59 53								
203	N	Jacksonville	65 60	155	A	UAB	47 82								

Non-Div I Games:

Alabama A&M

Average RPI Win:	320	WON-LOST	WINNING	LAST 10	STRENGTH OF	OPP. STRENGTH	TEAM	ADJ.	CONF.	ADJ CONF.
Average RPI Loss:	127	RECORD	PCT. RANK	GAMES	SCHEDULE	OF SCHEDULE	RPI	RPI	RPI	RPI
DIV. I ONLY	3- 12	307	3-7	70	309	225	225	30	30	
DIV. I NON-CONF.	0- 10	336	0- 0	4	261	214	214	26	26	

TOTALS	RPI 1-25	RPI 26-50	W-L RECORDS	RPI 51-100	RPI 101-150	RPI 150+				
3- 12	0- 2	0- 2	OVERALL	0- 1	0- 1	3- 6				
1- 4	0- 1	0- 0	HOME	0- 0	0- 0	1- 3				
2- 8	0- 1	0- 2	AWAY	0- 1	0- 1	2- 3				
0- 0	0- 0	0- 0	NEUTRAL	0- 0	0- 0	0- 0				
0- 10	0- 2	0- 2	NON-CONFERENCE	0- 1	0- 1	0- 4				
0- 3	0- 1	0- 0	HOME	0- 0	0- 0	0- 2				
0- 7	0- 1	0- 2	AWAY	0- 1	0- 1	0- 2				
0- 0	0- 0	0- 0	NEUTRAL	0- 0	0- 0	0- 0				
3- 2	0- 0	0- 0	CONFERENCE	0- 0	0- 0	3- 2				
1- 1	0- 0	0- 0	HOME	0- 0	0- 0	1- 1				
2- 1	0- 0	0- 0	AWAY	0- 0	0- 0	2- 1				
0- 0	0- 0	0- 0	NEUTRAL	0- 0	0- 0	0- 0				

RPI 1-25				RPI 26-50				RPI 51-100				RPI 101+ Team's RPI: 225			
RPI	S	Opponent	Score	RPI	S	Opponent	Score	RPI	S	Opponent	Score	RPI	S	Opponent	Score
18	H	South Carolina	38 94	32	A	Georgia Tech	42 69	90	A	Troy	46 116	140	A	South Alabama	65 77
25	A	Kentucky	35 87	47	A	Auburn	50 83					155	H	UAB	47 62
												158	A	North Ala.	42 68
												160	H	Grambling	72 80
												175	A	Xavier	58 87
												228	H	Samford	51 60
												283	A	Alabama A&M	60 46
												300	A	Mississippi Val.	62 64
												334	H	Jackson St.	74 67
												342	A	Ark.-Pine Bluff	58 56
LAST 12 Division I GAMES:															
283	A	Alabama A&M	60 46	175	A	Xavier	58 87								
300	A	Mississippi Val.	62 64	155	H	UAB	47 62								
342	A	Ark.-Pine Bluff	58 56	140	A	South Alabama	65 77								
334	H	Jackson St.	74 67	32	A	Georgia Tech	42 69								
160	H	Grambling	72 80	90	A	Troy	46 116								
47	A	Auburn	50 83	158	A	North Ala.	42 68								

Non-Div I Games: Mobile 69 63

Alabama St.

Loss,
Non-Conf, S Site,
H Home
A Away
N Neutral

Average RPI Win:	290	WON-LOST	WINNING	LAST 10	STRENGTH OF	OPP. STRENGTH	TEAM	ADJ.	CONF.	ADJ CONF.
Average RPI Loss:	187	RECORD	PCT. RANK	GAMES	SCHEDULE	OF SCHEDULE	RPI	RPI	RPI	RPI
DIV. I ONLY	6- 12	254	5-5	266	301	284	284	23	23	
DIV. I NON-CONF.	3- 10	278	0- 0	233	325	291	291	23	23	

TOTALS	RPI 1-25	RPI 26-50	W-L RECORDS	RPI 51-100	RPI 101-150	RPI 150+				
6- 12	0- 1	0- 1	OVERALL	0- 1	0- 2	6- 7				
4- 4	0- 0	0- 0	HOME	0- 0	0- 1	4- 3				
2- 8	0- 1	0- 1	AWAY	0- 1	0- 1	2- 4				
0- 0	0- 0	0- 0	NEUTRAL	0- 0	0- 0	0- 0				
3- 10	0- 1	0- 1	NON-CONFERENCE	0- 0	0- 2	3- 6				
1- 4	0- 0	0- 0	HOME	0- 0	0- 1	1- 3				
2- 6	0- 1	0- 1	AWAY	0- 0	0- 1	2- 3				
0- 0	0- 0	0- 0	NEUTRAL	0- 0	0- 0	0- 0				
3- 2	0- 0	0- 0	CONFERENCE	0- 1	0- 0	3- 1				
3- 0	0- 0	0- 0	HOME	0- 0	0- 0	3- 0				
0- 2	0- 0	0- 0	AWAY	0- 1	0- 0	0- 1				
0- 0	0- 0	0- 0	NEUTRAL	0- 0	0- 0	0- 0				

RPI 1-25				RPI 26-50				RPI 51-100				RPI 101+				Team's RPI: 284
RPI	S	Opponent	Score	RPI	S	Opponent	Score	RPI	S	Opponent	Score	RPI	S	Opponent	Score	
16	A	Rutgers	39 65	33	A	Purdue	41 53	68	A	Maine	65 76	122	A	South Fla.	37 74	
												135	H	Marist	56 74	
												200	A	Cornell	34 48	
												227	H	Holy Cross	50 56	
												249	A	Monmouth	56 64	
												256	H	Binghamton	61 56	
												262	A	Columbia	62 58	
												274	A	Vermont	39 52	
												276	A	St. Francis Brooklyn	67 60	
												289	H	UMass Lowell	63 56	
												293	H	Canisius	42 48	
												295	H	Central Conn. St.	53 60	
												314	H	UMBC	64 44	
												332	A	Lafayette	66 67	
												341	H	Manhattan	60 54	

LAST 12 Division I GAMES:																
314	H	UMBC	64 44	33	A	Purdue	41 53	276	A	St. Francis Brooklyn	67 60	135	H	Marist	56 74	
289	H	UMass Lowell	63 56					295	H	Central Conn. St.	53 60	332	A	Lafayette	66 67	
68	A	Maine	65 76					293	H	Canisius	42 48					
274	A	Vermont	39 52													
256	H	Binghamton	61 56													
262	A	Columbia	62 58													

Non-Div I Games:

Albany (NY)

Average RPI Win: **273**
 Average RPI Loss: **239**

WON-LOST
RECORD

WINNING
PCT. RANK

LAST 10
GAMES

STRENGTH OF
SCHEDULE

OPP. STRENGTH
OF SCHEDULE

TEAM
RPI

ADJ.
RPI

CONF.
RPI

ADJ CONF.
RPI

DIV. I ONLY	2- 13	330	2-8	351	276	350	350	30	30
DIV. I NON-CONF.	0- 9	336	0- 1	329	265	350	350	26	26

TOTALS	RPI 1-25	RPI 26-50	W-L RECORDS	RPI 51-100	RPI 101-150	RPI 150+			
2- 13	0- 0	0- 0	OVERALL	0- 1	0- 0	2- 12			
2- 4	0- 0	0- 0	HOME	0- 0	0- 0	2- 4			
0- 8	0- 0	0- 0	AWAY	0- 1	0- 0	0- 7			
0- 1	0- 0	0- 0	NEUTRAL	0- 0	0- 0	0- 1			
0- 9	0- 0	0- 0	NON-CONFERENCE	0- 1	0- 0	0- 8			
0- 2	0- 0	0- 0	HOME	0- 0	0- 0	0- 2			
0- 6	0- 0	0- 0	AWAY	0- 1	0- 0	0- 5			
0- 1	0- 0	0- 0	NEUTRAL	0- 0	0- 0	0- 1			
2- 4	0- 0	0- 0	CONFERENCE	0- 0	0- 0	2- 4			
2- 2	0- 0	0- 0	HOME	0- 0	0- 0	2- 2			
0- 2	0- 0	0- 0	AWAY	0- 0	0- 0	0- 2			
0- 0	0- 0	0- 0	NEUTRAL	0- 0	0- 0	0- 0			

RPI 1-25				RPI 26-50				RPI 51-100				RPI 101+ Team's RPI: 350			
RPI	S	Opponent	Score	RPI	S	Opponent	Score	RPI	S	Opponent	Score	RPI	S	Opponent	Score
								61	A	TCU	31 88	155	A	UAB	53 80
												160	A	Grambling	56 61
												178	N	New Mexico St.	64 82
												204	H	Prairie View	61 82
												211	A	Southern Miss.	47 66
												236	H	Southeastern La.	59 77
												246	H	Texas Southern	53 52
												265	A	UTEP	51 77
												300	H	Mississippi Val.	73 63
												310	A	FIU	40 75
												323	A	Northwestern St.	65 78
												328	H	Central Ark.	46 57
												334	A	Jackson St.	66 88
												342	H	Ark.-Pine Bluff	57 59
LAST 12 Division I GAMES:															
178	N	New Mexico St.	64 82	246	H	Texas Southern	53 52	61	A	TCU	31 88	310	A	FIU	40 75
342	H	Ark.-Pine Bluff	57 59	61	A	TCU	31 88	211	A	Southern Miss.	47 66	155	A	UAB	53 80
300	H	Mississippi Val.	73 63	310	A	FIU	40 75	155	A	UAB	53 80	328	H	Central Ark.	46 57
160	A	Grambling	56 61	211	A	Southern Miss.	47 66	328	H	Central Ark.	46 57				
334	A	Jackson St.	66 88												
204	H	Prairie View	61 82												

Non-Div I Games:

Lane

58

70

Fisk

67

64

Rust

59

78

Alcorn

Loss, Non-Conf, S Site, H Home A Away N Neutral

Average RPI	Win: 231	WON-LOST	WINNING	LAST 10	STRENGTH OF	OPP. STRENGTH	TEAM	ADJ.	CONF.	ADJ CONF.
Average RPI	Loss: 87	RECORD	PCT. RANK	GAMES	SCHEDULE	OF SCHEDULE	RPI	RPI	RPI	RPI
DIV. I ONLY	9- 8	150	5-5	99	166	127	127	19	19	
DIV. I NON-CONF.	4- 7	228	0- 0	79	115	177	177	24	24	

TOTALS	RPI 1-25	RPI 26-50	W-L RECORDS	RPI 51-100	RPI 101-150	RPI 150+				
9- 8	0- 1	0- 1	OVERALL	0- 3	2- 2	7- 1				
6- 1	0- 0	0- 1	HOME	0- 0	1- 0	5- 0				
3- 5	0- 0	0- 0	AWAY	0- 2	1- 2	2- 1				
0- 2	0- 1	0- 0	NEUTRAL	0- 1	0- 0	0- 0				
4- 7	0- 1	0- 1	NON-CONFERENCE	0- 2	1- 2	3- 1				
3- 1	0- 0	0- 1	HOME	0- 0	1- 0	2- 0				
1- 4	0- 0	0- 0	AWAY	0- 1	0- 2	1- 1				
0- 2	0- 1	0- 0	NEUTRAL	0- 1	0- 0	0- 0				
5- 1	0- 0	0- 0	CONFERENCE	0- 1	1- 0	4- 0				
3- 0	0- 0	0- 0	HOME	0- 0	0- 0	3- 0				
2- 1	0- 0	0- 0	AWAY	0- 1	1- 0	1- 0				
0- 0	0- 0	0- 0	NEUTRAL	0- 0	0- 0	0- 0				

RPI 1-25				RPI 26-50				RPI 51-100				RPI 101+ Team's RPI: 127			
RPI	S	Opponent	Score	RPI	S	Opponent	Score	RPI	S	Opponent	Score	RPI	S	Opponent	Score
4	N	Stanford	49 71	39	H	Ohio	67 77	52	A	Bucknell	56 71	114	A	Penn St.	59 80
								82	N	FGCU	71 90	133	H	Tulsa	68 52
								98	A	Virginia	54 57	139	A	Lehigh	61 53
												149	A	Denver	54 83
												156	A	High Point	61 66
												196	A	Navy	58 45
												198	H	George Mason	86 71
												232	H	Colgate	76 57
												271	A	Hawaii	69 57
												287	H	Army West Point	61 51
												306	H	Loyola Maryland	82 38
												314	H	UMBC	64 42
LAST 12 Division I GAMES:															
139	A	Lehigh	61 53	39	H	Ohio	67 77	156	A	High Point	61 66				
306	H	Loyola Maryland	82 38					114	A	Penn St.	59 80				
287	H	Army West Point	61 51					98	A	Virginia	54 57				
196	A	Navy	58 45					314	H	UMBC	64 42				
232	H	Colgate	76 57					82	N	FGCU	71 90				
52	A	Bucknell	56 71												

Non-Div I Games:

American

Average RPI	Win: 216	WON-LOST RECORD	WINNING PCT. RANK	LAST 10 GAMES	STRENGTH OF SCHEDULE	OPP. STRENGTH OF SCHEDULE	TEAM RPI	ADJ. RPI	CONF. RPI	ADJ. CONF. RPI
Average RPI	Loss: 99									
DIV. I ONLY	9- 7	136	5-5	73	238	109	109	14	14	
DIV. I NON-CONF.	6- 5	143	0- 0	143	219	123	123	15	15	

TOTALS	RPI 1-25	RPI 26-50	W-L RECORDS	RPI 51-100	RPI 101-150	RPI 150+				
9- 7	0- 1	0- 2	OVERALL	0- 1	3- 1	6- 2				
7- 1	0- 0	0- 0	HOME	0- 1	1- 0	6- 0				
2- 6	0- 1	0- 2	AWAY	0- 0	2- 1	0- 2				
0- 0	0- 0	0- 0	NEUTRAL	0- 0	0- 0	0- 0				
6- 5	0- 1	0- 2	NON-CONFERENCE	0- 0	1- 0	5- 2				
5- 0	0- 0	0- 0	HOME	0- 0	0- 0	5- 0				
1- 5	0- 1	0- 2	AWAY	0- 0	1- 0	0- 2				
0- 0	0- 0	0- 0	NEUTRAL	0- 0	0- 0	0- 0				
3- 2	0- 0	0- 0	CONFERENCE	0- 1	2- 1	1- 0				
2- 1	0- 0	0- 0	HOME	0- 1	1- 0	1- 0				
1- 1	0- 0	0- 0	AWAY	0- 0	1- 1	0- 0				
0- 0	0- 0	0- 0	NEUTRAL	0- 0	0- 0	0- 0				

RPI 1-25				RPI 26-50				RPI 51-100				RPI 101+				Team's RPI: 109
RPI	S	Opponent	Score	RPI	S	Opponent	Score	RPI	S	Opponent	Score	RPI	S	Opponent	Score	
18	A	South Carolina	50 80	32	A	Georgia Tech	53 71	90	H	Troy	72 83	124	A	UT Arlington	94 99	
				37	A	Clemson	48 87					136	A	Texas St.	62 49	
												140	H	South Alabama	71 63	
												148	A	Davidson	81 78	
												155	A	UAB	61 80	
												189	H	Elon	65 62	
												205	H	Coastal Caro.	67 53	
												237	A	ETSU	64 95	
												240	H	Marshall	74 52	
												273	H	Wofford	94 70	
												294	H	Col. of Charleston	80 66	
												321	H	UNC Greensboro	68 65	
LAST 12 Division I GAMES:																
205	H	Coastal Caro.	67 53	273	H	Wofford	94 70									
136	A	Texas St.	62 49	18	A	South Carolina	50 80									
124	A	UT Arlington	94 99	294	H	Col. of Charleston	80 66									
90	H	Troy	72 83	237	A	ETSU	64 95									
140	H	South Alabama	71 63	240	H	Marshall	74 52									
37	A	Clemson	48 87	189	H	Elon	65 62									

Non-Div I Games:

Appalachian St.

A
r
i
z
o
n
a

A
r
i
z
o
n
a

Ari zona

Average RPI Win:	121	WON-LOST	WINNING	LAST 10	STRENGTH OF	OPP. STRENGTH	TEAM	ADJ.	CONF.	ADJ CONF.
Average RPI Loss:	14	RECORD	PCT. RANK	GAMES	SCHEDULE	OF SCHEDULE	RPI	RPI	RPI	RPI
DIV. I ONLY	13- 5	58	7-3	2	17	14	14	2	2	
DIV. I NON-CONF.	9- 2	43	1- 0	41	19	22	22	2	2	

TOTALS	RPI 1-25	RPI 26-50	W-L RECORDS	RPI 51-100	RPI 101-150	RPI 150+				
13- 5	0- 4	5- 0	OVERALL	0- 1	4- 0	4- 0				
6- 2	0- 2	1- 0	HOME	0- 0	3- 0	2- 0				
5- 2	0- 1	3- 0	AWAY	0- 1	1- 0	1- 0				
2- 1	0- 1	1- 0	NEUTRAL	0- 0	0- 0	1- 0				
9- 2	0- 2	2- 0	NON-CONFERENCE	0- 0	3- 0	4- 0				
5- 1	0- 1	0- 0	HOME	0- 0	3- 0	2- 0				
2- 0	0- 0	1- 0	AWAY	0- 0	0- 0	1- 0				
2- 1	0- 1	1- 0	NEUTRAL	0- 0	0- 0	1- 0				
4- 3	0- 2	3- 0	CONFERENCE	0- 1	1- 0	0- 0				
1- 1	0- 1	1- 0	HOME	0- 0	0- 0	0- 0				
3- 2	0- 1	2- 0	AWAY	0- 1	1- 0	0- 0				
0- 0	0- 0	0- 0	NEUTRAL	0- 0	0- 0	0- 0				

RPI 1-25 Team's RPI: 14				RPI 26-50				RPI 51-100				RPI 101+			
RPI	S	Opponent	Score	RPI	S	Opponent	Score	RPI	S	Opponent	Score	RPI	S	Opponent	Score
2	H	Baylor	59 65	30	H	Cal i forni a	62 61	57	A	Ari zona	39 51	125	A	Col orado	76 70
3	A	Oregon	71 77	38	A	Oregon St.	79 76					131	H	Fresno St.	68 52
4	H	Stanford	65 72	40	A	Utah	65 63					133	H	Tul sa	70 52
5	N	Louisville	56 58	42	N	Kansas St.	65 51					134	H	Loui si ana Tech	80 44
				50	A	Arkansas	88 85					168	N	Southern Ill.	82 38

LAST 12 Division I GAMES:															
133	H	Tul sa	70 52	40	A	Utah	65 63	131	H	Fresno St.	68 52	182	H	Southern U.	69 47
38	A	Oregon St.	79 76	57	A	Ari zona	39 51	187	A	Col orado St.	70 39				
3	A	Oregon	71 77					42	N	Kansas St.	65 51				
30	H	Cal i forni a	62 61												
4	H	Stanford	65 72												
125	A	Col orado	76 70												

Non-Div I Games:

Ari zona St.

Average RPI Win: 350
Average RPI Loss: 200

WON-LOST
RECORD

WINNING
PCT. RANK

LAST 10
GAMES

STRENGTH OF
SCHEDULE

OPP. STRENGTH
OF SCHEDULE

TEAM
RPI

ADJ.
RPI

CONF.
RPI

ADJ CONF.
RPI

DIV. I ONLY	1- 7	331	4-6	325	297	342	342	30	30
DIV. I NON-CONF.	0- 3	336	0- 0	23	197	264	264	26	26
<hr/>									
TOTALS	RPI 1-25	RPI 26-50	W-L RECORDS	RPI 51-100	RPI 101-150	RPI 150+			
1- 7	0- 0	0- 1	OVERALL	0- 0	0- 1	1- 5			
0- 3	0- 0	0- 0	HOME	0- 0	0- 0	0- 3			
1- 4	0- 0	0- 1	AWAY	0- 0	0- 1	1- 2			
0- 0	0- 0	0- 0	NEUTRAL	0- 0	0- 0	0- 0			
0- 3	0- 0	0- 1	NON-CONFERENCE	0- 0	0- 1	0- 1			
0- 0	0- 0	0- 0	HOME	0- 0	0- 0	0- 0			
0- 3	0- 0	0- 1	AWAY	0- 0	0- 1	0- 1			
0- 0	0- 0	0- 0	NEUTRAL	0- 0	0- 0	0- 0			
1- 4	0- 0	0- 0	CONFERENCE	0- 0	0- 0	1- 4			
0- 3	0- 0	0- 0	HOME	0- 0	0- 0	0- 3			
1- 1	0- 0	0- 0	AWAY	0- 0	0- 0	1- 1			
0- 0	0- 0	0- 0	NEUTRAL	0- 0	0- 0	0- 0			

RPI 1-25				RPI 26-50				RPI 51-100				RPI 101+ Team's RPI: 342			
RPI	S	Opponent	Score	RPI	S	Opponent	Score	RPI	S	Opponent	Score	RPI	S	Opponent	Score
				38	A	Oregon St.	33 89					106	A	Minnesota	42 84
												182	A	Southern U.	41 73
												225	H	Alabama St.	56 58
												269	A	Wichita St.	39 76
												283	H	Alabama A&M	52 78
												300	H	Mississippi Val.	56 62
												350	A	Alcorn	59 57
<hr/>															
LAST 12 Division I GAMES:															
				350	A	Alcorn	59 57	38	A	Oregon St.	33 89				
				182	A	Southern U.	41 73	269	A	Wichita St.	39 76				
				283	H	Alabama A&M	52 78								
				225	H	Alabama St.	56 58								
				300	H	Mississippi Val.	56 62								
				106	A	Minnesota	42 84								

Non-Div I Games:

LeMoyne-Owen

52 43

Paul Quinn

68 52

Philaender Smith

48 53

Tougaloo

68 60

Ark. -Pine Bluff

Loss, Non-Conf, S Site, H Home A Away N Neutral

Average RPI Win:	179	WON-LOST	WINNING	LAST 10	STRENGTH OF	OPP. STRENGTH	TEAM	ADJ.	CONF.	ADJ CONF.
Average RPI Loss:	32	RECORD	PCT. RANK	GAMES	SCHEDULE	OF SCHEDULE	RPI	RPI	RPI	RPI
DIV. I ONLY	14- 5	52	8-2	106	42	50	50	6	6	
DIV. I NON-CONF.	11- 3	56	0- 0	158	69	62	62	6	6	

TOTALS	RPI 1-25	RPI 26-50	W-L RECORDS	RPI 51-100	RPI 101-150	RPI 150+				
14- 5	0- 3	1- 1	OVERALL	1- 1	3- 0	9- 0				
7- 2	0- 2	0- 0	HOME	1- 0	1- 0	5- 0				
5- 2	0- 1	1- 1	AWAY	0- 0	2- 0	2- 0				
2- 1	0- 0	0- 0	NEUTRAL	0- 1	0- 0	2- 0				
11- 3	0- 2	0- 0	NON-CONFERENCE	1- 1	3- 0	7- 0				
6- 1	0- 1	0- 0	HOME	1- 0	1- 0	4- 0				
3- 1	0- 1	0- 0	AWAY	0- 0	2- 0	1- 0				
2- 1	0- 0	0- 0	NEUTRAL	0- 1	0- 0	2- 0				
3- 2	0- 1	1- 1	CONFERENCE	0- 0	0- 0	2- 0				
1- 1	0- 1	0- 0	HOME	0- 0	0- 0	1- 0				
2- 1	0- 0	1- 1	AWAY	0- 0	0- 0	1- 0				
0- 0	0- 0	0- 0	NEUTRAL	0- 0	0- 0	0- 0				

RPI 1-25				RPI 26-50				Team's RPI: 50				RPI 51-100				RPI 101+			
RPI	S	Opponent	Score	RPI	S	Opponent	Score	RPI	S	Opponent	Score	RPI	S	Opponent	Score	RPI	S	Opponent	Score
9	H	Mississippi St.	69 93	34	A	Missouri	53 71	72	H	Nebraska	84 80	107	H	Tennessee Tech	65 42				
13	A	Iowa St.	82 91	45	A	Tennessee	80 79	91	N	Pittsburgh	54 61	124	A	UT Arlington	66 65				
14	H	Arizona St.	85 88									133	A	Tulsa	61 59				
												162	N	Wisconsin	69 68				
												167	A	Abilene Christian	80 68				
												169	H	Oral Roberts	74 61				
												172	H	Vanderbilt	83 62				
												193	A	Ole Miss	85 55				
												204	H	Prairie View	71 44				
												301	N	Tennessee St.	79 55				
												323	H	Northwestern St.	98 53				
												334	H	Jackson St.	76 57				
LAST 12 Division I GAMES:																			
9	H	Mississippi St.	69 93	45	A	Tennessee	80 79	172	H	Vanderbilt	83 62								
334	H	Jackson St.	76 57	172	H	Vanderbilt	83 62	34	A	Missouri	53 71								
133	A	Tulsa	61 59	34	A	Missouri	53 71	193	A	Ole Miss	85 55								
72	H	Nebraska	84 80	193	A	Ole Miss	85 55	107	H	Tennessee Tech	65 42								
204	H	Prairie View	71 44	107	H	Tennessee Tech	65 42	13	A	Iowa St.	82 91								
167	A	Abilene Christian	80 68	13	A	Iowa St.	82 91												

Non-Div I Games:

Arkansas

Average RPI Win:	246	WON-LOST	WINNING	LAST 10	STRENGTH OF	OPP. STRENGTH	TEAM	ADJ.	CONF.	ADJ CONF.
Average RPI Loss:	92	RECORD	PCT. RANK	GAMES	SCHEDULE	OF SCHEDULE	RPI	RPI	RPI	RPI
DIV. I ONLY	8- 9	189	5-5	98	219	165	165	14	14	
DIV. I NON-CONF.	5- 6	177	0- 0	135	131	169	169	15	15	

TOTALS	RPI 1-25	RPI 26-50	W-L RECORDS	RPI 51-100	RPI 101-150	RPI 150+				
8- 9	0- 0	0- 2	OVERALL	0- 3	2- 4	6- 0				
6- 3	0- 0	0- 0	HOME	0- 0	1- 3	5- 0				
2- 6	0- 0	0- 2	AWAY	0- 3	1- 1	1- 0				
0- 0	0- 0	0- 0	NEUTRAL	0- 0	0- 0	0- 0				
5- 6	0- 0	0- 2	NON-CONFERENCE	0- 2	1- 2	4- 0				
4- 1	0- 0	0- 0	HOME	0- 0	1- 1	3- 0				
1- 5	0- 0	0- 2	AWAY	0- 2	0- 1	1- 0				
0- 0	0- 0	0- 0	NEUTRAL	0- 0	0- 0	0- 0				
3- 3	0- 0	0- 0	CONFERENCE	0- 1	1- 2	2- 0				
2- 2	0- 0	0- 0	HOME	0- 0	0- 2	2- 0				
1- 1	0- 0	0- 0	AWAY	0- 1	1- 0	0- 0				
0- 0	0- 0	0- 0	NEUTRAL	0- 0	0- 0	0- 0				

RPI 1-25				RPI 26-50				RPI 51-100				RPI 101+ Team's RPI: 165			
RPI	S	Opponent	Score	RPI	S	Opponent	Score	RPI	S	Opponent	Score	RPI	S	Opponent	Score
				31	A	Texas A&M	56 97	64	A	Oklahoma St.	60 62	124	H	UT Arlington	73 100
				34	A	Missouri	50 70	75	A	Belmont	55 74	133	H	Tulsa	73 60
								90	A	Troy	79 87	134	H	Louisiana Tech	70 80
												136	H	Texas St.	62 85
												140	A	South Alabama	77 64
												143	A	UT Martin	91 97
												257	H	Memphis	77 66
												263	H	Louisiana	87 75
												265	A	UTEP	67 66
												285	H	Murray St.	74 63
												300	H	Mississippi Val.	60 57
												322	H	La.-Monroe	64 54
LAST 12 Division I GAMES:															
				322	H	La.-Monroe	64 54	136	H	Texas St.	62 85				
				263	H	Louisiana	87 75	124	H	UT Arlington	73 100				
				34	A	Missouri	50 70	90	A	Troy	79 87				
				75	A	Belmont	55 74	140	A	South Alabama	77 64				
				300	H	Mississippi Val.	60 57	265	A	UTEP	67 66				
				133	H	Tulsa	73 60	285	H	Murray St.	74 63				

Non-Div I Games:

Arkansas St.

Average RPI Win: 304
Average RPI Loss: 151

WON-LOST
RECORD

WINNING
PCT. RANK

LAST 10
GAMES

STRENGTH OF
SCHEDULE

OPP. STRENGTH
OF SCHEDULE

TEAM
RPI

ADJ.
RPI

CONF.
RPI

ADJ CONF.
RPI

DIV. I ONLY	7- 9	205	6-4	319	261	287	287	19	19
DIV. I NON-CONF.	4- 6	212	0- 0	339	301	313	313	24	24

TOTALS	RPI 1-25	RPI 26-50	W-L RECORDS	RPI 51-100	RPI 101-150	RPI 150+			
7- 9	0- 0	0- 0	OVERALL	0- 2	0- 3	7- 4			
5- 4	0- 0	0- 0	HOME	0- 1	0- 2	5- 1			
2- 5	0- 0	0- 0	AWAY	0- 1	0- 1	2- 3			
0- 0	0- 0	0- 0	NEUTRAL	0- 0	0- 0	0- 0			
4- 6	0- 0	0- 0	NON-CONFERENCE	0- 1	0- 2	4- 3			
2- 3	0- 0	0- 0	HOME	0- 0	0- 2	2- 1			
2- 3	0- 0	0- 0	AWAY	0- 1	0- 0	2- 2			
0- 0	0- 0	0- 0	NEUTRAL	0- 0	0- 0	0- 0			
3- 3	0- 0	0- 0	CONFERENCE	0- 1	0- 1	3- 1			
3- 1	0- 0	0- 0	HOME	0- 1	0- 0	3- 0			
0- 2	0- 0	0- 0	AWAY	0- 0	0- 1	0- 1			
0- 0	0- 0	0- 0	NEUTRAL	0- 0	0- 0	0- 0			

RPI 1-25				RPI 26-50				RPI 51-100				RPI 101+				Team's RPI: 287
RPI	S	Opponent	Score	RPI	S	Opponent	Score	RPI	S	Opponent	Score	RPI	S	Opponent	Score	
								52	H	Bucknell	52 66	105	H	St. John's (NY)	49 60	
								61	A	TCU	38 63	112	H	Yale	51 62	
												127	A	American	51 61	
												163	A	Boston U.	51 63	
												196	H	Navy	55 52	
												219	H	Air Force	60 71	
												256	A	Binghamton	47 60	
												262	A	Columbia	49 70	
												276	H	St. Francis Brooklyn	69 57	
												306	H	Loyola Maryland	69 57	
												317	A	Wagner	61 46	
												332	H	Lafayette	65 50	
												347	H	Fairleigh Dickinson	62 40	
												351	A	LIU Brooklyn	57 42	

LAST 12 Division I GAMES:																
306	H	Loyola Maryland	69 57	196	H	Navy	55 52	332	H	Lafayette	65 50	127	A	American	51 61	
163	A	Boston U.	51 63	322	H	Lafayette	65 50	127	A	American	51 61	52	H	Bucknell	52 66	
112	H	Yale	51 62	276	H	St. Francis Brooklyn	69 57	256	A	Binghamton	47 60	347	H	Fairleigh Dickinson	62 40	
317	A	Wagner	61 46	256	A	Binghamton	47 60					61	A	TCU	38 63	

Non-Div I Games: Connecticut Col. 74 48

Army West Point

Loss, Non-Conf, S Site, H Home A Away N Neutral

Average RPI Win:	178	WON-LOST	WINNING	LAST 10	STRENGTH OF	OPP. STRENGTH	TEAM	ADJ.	CONF.	ADJ CONF.
Average RPI Loss:	22	RECORD	PCT. RANK	GAMES	SCHEDULE	OF SCHEDULE	RPI	RPI	RPI	RPI
DIV. I ONLY	14- 3	28	8-2	178	25	47	47	6	6	
DIV. I NON-CONF.	11- 1	13	1- 0	224	53	33	33	6	6	

TOTALS	RPI 1-25	RPI 26-50	W-L RECORDS	RPI 51-100	RPI 101-150	RPI 150+				
14- 3	0- 2	2- 1	OVERALL	0- 0	2- 0	10- 0				
6- 2	0- 1	0- 1	HOME	0- 0	1- 0	5- 0				
6- 1	0- 1	1- 0	AWAY	0- 0	1- 0	4- 0				
2- 0	0- 0	1- 0	NEUTRAL	0- 0	0- 0	1- 0				
11- 1	0- 1	2- 0	NON-CONFERENCE	0- 0	1- 0	8- 0				
6- 0	0- 0	0- 0	HOME	0- 0	1- 0	5- 0				
3- 1	0- 1	1- 0	AWAY	0- 0	0- 0	2- 0				
2- 0	0- 0	1- 0	NEUTRAL	0- 0	0- 0	1- 0				
3- 2	0- 1	0- 1	CONFERENCE	0- 0	1- 0	2- 0				
0- 2	0- 1	0- 1	HOME	0- 0	0- 0	0- 0				
3- 0	0- 0	0- 0	AWAY	0- 0	1- 0	2- 0				
0- 0	0- 0	0- 0	NEUTRAL	0- 0	0- 0	0- 0				

RPI 1-25				RPI 26-50				RPI 51-100				RPI 101+			
RPI	S	Opponent	Score	RPI	S	Opponent	Score	RPI	S	Opponent	Score	RPI	S	Opponent	Score
9	H	Mississippi St.	59 85	41	A	New Mexico	79 76					120	A	Alabama	66 56
13	A	Iowa St.	64 67	44	N	North Carolina	86 81					137	H	Oklahoma	95 79
				45	H	Tennessee	69 78					160	H	Grambling	97 48
												172	A	Vanderbilt	72 70
												189	A	Elon	96 44
												205	N	Coastal Caro.	84 78
												212	H	Nicholls St.	80 59
												213	A	Florida	64 56
												225	H	Alabama St.	83 50
												228	H	Samford	73 46
												263	H	Louisiana	71 59
												278	A	Saint Joseph's	81 70

LAST 12 Division I GAMES:															
120	A	Alabama	66 56	41	A	New Mexico	79 76								
213	A	Florida	64 56	13	A	Iowa St.	64 67								
45	H	Tennessee	69 78	172	A	Vanderbilt	72 70								
225	H	Alabama St.	83 50	9	H	Mississippi St.	59 85								
189	A	Elon	96 44	205	N	Coastal Caro.	84 78								
44	N	North Carolina	86 81	228	H	Samford	73 46								

Non-Div I Games: Xavier (LA) 77 58

Auburn

Average RPI	Win: 272	WON-LOST	WINNING	LAST 10	STRENGTH OF	OPP. STRENGTH	TEAM	ADJ.	CONF.	ADJ CONF.
Average RPI	Loss: 212	RECORD	PCT. RANK	GAMES	SCHEDULE	OF SCHEDULE	RPI	RPI	RPI	RPI
DIV. I ONLY	6- 9	228	4-6	347	268	313	313	22	22	
DIV. I NON-CONF.	3- 6	241	0- 0	349	259	346	346	20	20	

TOTALS	RPI 1-25	RPI 26-50	W-L RECORDS	RPI 51-100	RPI 101-150	RPI 150+				
6- 9	0- 0	0- 0	OVERALL	0- 0	0- 2	6- 7				
5- 1	0- 0	0- 0	HOME	0- 0	0- 0	5- 1				
1- 8	0- 0	0- 0	AWAY	0- 0	0- 2	1- 6				
0- 0	0- 0	0- 0	NEUTRAL	0- 0	0- 0	0- 0				
3- 6	0- 0	0- 0	NON-CONFERENCE	0- 0	0- 1	3- 5				
3- 1	0- 0	0- 0	HOME	0- 0	0- 0	3- 1				
0- 5	0- 0	0- 0	AWAY	0- 0	0- 1	0- 4				
0- 0	0- 0	0- 0	NEUTRAL	0- 0	0- 0	0- 0				
3- 3	0- 0	0- 0	CONFERENCE	0- 0	0- 1	3- 2				
2- 0	0- 0	0- 0	HOME	0- 0	0- 0	2- 0				
1- 3	0- 0	0- 0	AWAY	0- 0	0- 1	1- 2				
0- 0	0- 0	0- 0	NEUTRAL	0- 0	0- 0	0- 0				

RPI 1-25				RPI 26-50				RPI 51-100				RPI 101+				Team's RPI: 313
RPI	S	Opponent	Score	RPI	S	Opponent	Score	RPI	S	Opponent	Score	RPI	S	Opponent	Score	
												113	A	Cincinnati	48	69
												143	A	UT Martin	65	74
												164	H	Morehead St.	81	80
												172	A	Vanderbilt	70	99
												183	A	Illinois St.	49	61
												199	A	SIUE	68	69
												220	A	Southeast Mo. St.	54	64
												238	A	Western Ill.	72	77
												250	A	Eastern Ill.	73	60
												279	H	Northern Ky.	52	48
												283	H	Alabama A&M	75	58
												300	H	Mississippi Val.	89	95
												325	H	Eastern Ky.	100	65
												331	H	Lipscomb	70	58
												344	A	Evansville	52	56

LAST 12 Division I GAMES:																
				164	H	Morehead St.	81	80				250	A	Eastern Ill.	73	60
				325	H	Eastern Ky.	100	65				199	A	SIUE	68	69
				344	A	Evansville	52	56				143	A	UT Martin	65	74
				283	H	Alabama A&M	75	58				220	A	Southeast Mo. St.	54	64
				183	A	Illinois St.	49	61				331	H	Lipscomb	70	58
				238	A	Western Ill.	72	77				279	H	Northern Ky.	52	48

Non-Div I Games: Christian Bros. 100 62 Trevecca Nazarene 90 78

Austin Peay

Loss,
Non-Conf, S Site,
H Home
A Away
N Neutral

Average RPI Win:	146	WON-LOST	WINNING	LAST 10	STRENGTH OF	OPP. STRENGTH	TEAM	ADJ.	CONF.	ADJ CONF.
Average RPI Loss:	93	RECORD	PCT. RANK	GAMES	SCHEDULE	OF SCHEDULE	RPI	RPI	RPI	RPI
DIV. I ONLY	16- 3	20	10-0	72	87	20	20	7	7	
DIV. I NON-CONF.	8- 3	71	0- 0	124	90	58	58	7	7	

TOTALS	RPI 1-25	RPI 26-50	W-L RECORDS	RPI 51-100	RPI 101-150	RPI 150+				
16- 3	1- 0	1- 2	OVERALL	2- 0	3- 0	9- 1				
8- 1	1- 0	0- 1	HOME	0- 0	3- 0	4- 0				
6- 2	0- 0	1- 1	AWAY	1- 0	0- 0	4- 1				
2- 0	0- 0	0- 0	NEUTRAL	1- 0	0- 0	1- 0				
8- 3	0- 0	0- 2	NON-CONFERENCE	1- 0	1- 0	6- 1				
4- 1	0- 0	0- 1	HOME	0- 0	1- 0	3- 0				
2- 2	0- 0	0- 1	AWAY	0- 0	0- 0	2- 1				
2- 0	0- 0	0- 0	NEUTRAL	1- 0	0- 0	1- 0				
8- 0	1- 0	1- 0	CONFERENCE	1- 0	2- 0	3- 0				
4- 0	1- 0	0- 0	HOME	0- 0	2- 0	1- 0				
4- 0	0- 0	1- 0	AWAY	1- 0	0- 0	2- 0				
0- 0	0- 0	0- 0	NEUTRAL	0- 0	0- 0	0- 0				

RPI	S	Opponent	Score	RPI	S	Opponent	Score	RPI	S	Opponent	Score	RPI	S	Opponent	Score
10	H	Gonzaga	70 68	30	H	Cal i forn i a	52 70	61	N	TCU	61 58	108	H	Northern Colo.	70 50
				40	A	Utah	67 78	65	A	Paci fi c	77 74	128	H	Portl and	79 71
				46	A	Saint Mary's (CA)	74 73					132	H	Loyol a Marymount	55 44
												151	A	Utah St.	62 57
												161	H	Pepperdi ne	83 58
												174	A	Santa Clara	54 44
												176	H	Eastern Wash.	80 65
												186	H	UC Ri versi de	72 70
												187	H	Colorado St.	51 42
												210	A	Southern Utah	64 67
												218	A	Utah Valley	77 51
												251	A	San Franci sco	67 59
												286	N	Cal i forn i a Bapti st	76 69
LAST 12 Division I GAMES:															
132	H	Loyol a Marymount	55 44	128	H	Portl and	79 71								
161	H	Pepperdi ne	83 58	10	H	Gonzaga	70 68								
251	A	San Franci sco	67 59	46	A	Saint Mary's (CA)	74 73								
174	A	Santa Clara	54 44	65	A	Paci fi c	77 74								
108	H	Northern Colo.	70 50	40	A	Utah	67 78								
187	H	Colorado St.	51 42	218	A	Utah Valley	77 51								

Non-Div I Games:

BYU

Average RPI Win: 204

Average RPI Loss: 77

WON-LOST
RECORDWINNING
PCT. RANKLAST 10
GAMESSTRENGTH OF
SCHEDULEOPP. STRENGTH
OF SCHEDULETEAM
RPIADJ.
RPICONF.
RPIADJ CONF.
RPI

DIV. I ONLY	5- 11	259	4-6	66	61	188	188	8	8
DIV. I NON-CONF.	4- 7	228	0- 1	151	17	212	212	8	8

TOTALS	RPI 1-25	RPI 26-50	W-L RECORDS	RPI 51-100	RPI 101-150	RPI 150+			
5- 11	0- 1	0- 3	OVERALL	0- 5	2- 1	3- 1			
4- 3	0- 0	0- 2	HOME	0- 0	1- 0	3- 1			
1- 5	0- 1	0- 1	AWAY	0- 3	1- 0	0- 0			
0- 3	0- 0	0- 0	NEUTRAL	0- 2	0- 1	0- 0			
4- 7	0- 1	0- 1	NON-CONFERENCE	0- 3	2- 1	2- 1			
3- 2	0- 0	0- 1	HOME	0- 0	1- 0	2- 1			
1- 2	0- 1	0- 0	AWAY	0- 1	1- 0	0- 0			
0- 3	0- 0	0- 0	NEUTRAL	0- 2	0- 1	0- 0			
1- 4	0- 0	0- 2	CONFERENCE	0- 2	0- 0	1- 0			
1- 1	0- 0	0- 1	HOME	0- 0	0- 0	1- 0			
0- 3	0- 0	0- 1	AWAY	0- 2	0- 0	0- 0			
0- 0	0- 0	0- 0	NEUTRAL	0- 0	0- 0	0- 0			

RPI 1-25				RPI 26-50				RPI 51-100				RPI 101+ Team's RPI: 188			
RPI	S	Opponent	Score	RPI	S	Opponent	Score	RPI	S	Opponent	Score	RPI	S	Opponent	Score
21	A	Butler	47 64	33	H	Purdue	38 80	51	N	Duke	62 79	110	A	Western Ky.	86 83
				36	A	Buffalo	65 77	69	N	Quinnipiac	66 69	113	H	Cincinnati	75 63
				39	H	Ohio	75 90	94	A	Toledo	58 65	141	N	Fordham	70 78
								96	A	Missouri St.	54 74	172	H	Vanderbilt	43 60
								97	A	Miami (OH)	57 60	230	H	Bowling Green	77 70
												266	H	Cleveland St.	67 62
												301	H	Tennessee St.	90 51
LAST 12 Division I GAMES:															
39	H	Ohio	75 90	69	N	Quinnipiac	66 69	51	N	Duke	62 79	97	A	Miami (OH)	57 60
230	H	Bowling Green	77 70	51	N	Duke	62 79	36	A	Buffalo	65 77	21	A	Butler	47 64
94	A	Toledo	58 65	97	A	Miami (OH)	57 60	21	A	Butler	47 64	113	H	Cincinnati	75 63
301	H	Tennessee St.	90 51												
110	A	Western Ky.	86 83												
172	H	Vanderbilt	43 60												

Non-Div I Games:

Urbana

99 62

Ball St.

Average RPI	Win:	WON-LOST RECORD	WINNING PCT. RANK	LAST 10 GAMES	STRENGTH OF SCHEDULE	OPP. STRENGTH OF SCHEDULE	TEAM RPI	ADJ. RPI	CONF. RPI	ADJ CONF. RPI
Average RPI	Loss: 4									
DIV. I ONLY		15- 1	9	9-1	6	34	2	2	3	3
DIV. I NON-CONF.		10- 1	19	0- 0	17	29	3	3	3	3

TOTALS	RPI 1-25		RPI 26-50	W-L RECORDS	RPI 51-100		RPI 101-150		RPI 150+	
15- 1	3- 1		2- 0	OVERALL	4- 0		0- 0		6- 0	
8- 0	1- 0		1- 0	HOME	1- 0		0- 0		5- 0	
5- 1	2- 1		0- 0	AWAY	2- 0		0- 0		1- 0	
2- 0	0- 0		1- 0	NEUTRAL	1- 0		0- 0		0- 0	
10- 1	3- 1		1- 0	NON-CONFERENCE	1- 0		0- 0		5- 0	
6- 0	1- 0		0- 0	HOME	0- 0		0- 0		5- 0	
2- 1	2- 1		0- 0	AWAY	0- 0		0- 0		0- 0	
2- 0	0- 0		1- 0	NEUTRAL	1- 0		0- 0		0- 0	
5- 0	0- 0		1- 0	CONFERENCE	3- 0		0- 0		1- 0	
2- 0	0- 0		1- 0	HOME	1- 0		0- 0		0- 0	
3- 0	0- 0		0- 0	AWAY	2- 0		0- 0		1- 0	
0- 0	0- 0		0- 0	NEUTRAL	0- 0		0- 0		0- 0	

RPI	S	Opponent	Score	RPI	S	Opponent	Score	RPI	S	Opponent	Score	RPI	S	Opponent	Score
4	A	Stanford	63 68	26	N	South Dakota St.	72 66	61	A	TCU	79 55	157	A	Texas Tech	73 56
7	H	UConn	68 57	42	H	Kansas St.	65 50	74	A	Kansas	94 68	164	H	Morehead St.	96 58
14	A	Arizona St.	65 59					83	N	Georgetown	67 46	182	H	Southern U.	94 49
18	A	South Carolina	94 69					99	H	West Virginia	79 47	212	H	Nicholls St.	100 39
												248	H	UTRGV	98 37
												253	H	Saint Francis (PA)	116 58

LAST 12 Division I GAMES:															
157	A	Texas Tech	73 56	99	H	West Virginia	79 47	74	A	Kansas	94 68	61	A	TCU	79 55
7	H	UConn	68 57	74	A	Kansas	94 68	42	H	Kansas St.	65 50	83	N	Georgetown	67 46
248	H	UTRGV	98 37	61	A	TCU	79 55	26	N	South Dakota St.	72 66				
4	A	Stanford	63 68												
164	H	Morehead St.	96 58												
18	A	South Carolina	94 69												

Non-Div I Games:

Bayl or

Average RPI Win: 197

Average RPI Loss: 58

WON-LOST
RECORDWINNING
PCT. RANKLAST 10
GAMESSTRENGTH OF
SCHEDULEOPP. STRENGTH
OF SCHEDULETEAM
RPIADJ.
RPICONF.
RPIADJ CONF.
RPIDIV. I ONLY
DIV. I NON-CONF.12- 5
7- 468
1098-2
0- 0127
6499
4075
3875
3822
2022
20

TOTALS

RPI 1-25

RPI 26-50

W-L RECORDS

RPI 51-100

RPI 101-150

RPI 150+

12- 5

0- 1

0- 2

OVERALL

2- 1

2- 1

8- 0

7- 2

0- 0

0- 0

HOME

0- 1

1- 1

6- 0

5- 3

0- 1

0- 2

AWAY

2- 0

1- 0

2- 0

0- 0

0- 0

0- 0

NEUTRAL

0- 0

0- 0

0- 0

7- 4

0- 1

0- 2

NON-CONFERENCE

2- 1

2- 0

3- 0

3- 1

0- 0

0- 0

HOME

0- 1

1- 0

2- 0

4- 3

0- 1

0- 2

AWAY

2- 0

1- 0

1- 0

0- 0

0- 0

0- 0

NEUTRAL

0- 0

0- 0

0- 0

5- 1

0- 0

0- 0

CONFERENCE

0- 0

0- 1

5- 0

4- 1

0- 0

0- 0

HOME

0- 0

0- 1

4- 0

1- 0

0- 0

0- 0

AWAY

0- 0

0- 0

1- 0

0- 0

0- 0

0- 0

NEUTRAL

0- 0

0- 0

0- 0

RPI 1-25

RPI 26-50

RPI 51-100

Team's RPI: 75

RPI 101+

RPI	S	Opponent	Score
8	A	NC State	62 77

RPI	S	Opponent	Score
37	A	Clemson	62 65
45	A	Tennessee	76 84

RPI	S	Opponent	Score
70	A	Middle Tenn.	45 38
81	A	Wright St.	79 63
94	H	Toledo	69 78

RPI	S	Opponent	Score
107	H	Tennessee Tech	72 77
129	A	Chattanooga	67 51
133	H	Tulsa	78 53
164	H	Morehead St.	77 50
165	H	Arkansas St.	74 55
194	A	Jacksonville St.	64 41
194	H	Jacksonville St.	66 52
279	A	Northern Ky.	71 53
301	H	Tennessee St.	80 46
325	H	Eastern Ky.	69 43
331	H	Lipscomb	83 43

LAST 12 Division I GAMES:

107	H	Tennessee Tech	72 77	301	H	Tennessee St.	80 46
194	H	Jacksonville St.	66 52	194	A	Jacksonville St.	64 41
45	A	Tennessee	76 84	325	H	Eastern Ky.	69 43
165	H	Arkansas St.	74 55	164	H	Morehead St.	77 50
129	A	Chattanooga	67 51	37	A	Clemson	62 65
331	H	Lipscomb	83 43	94	H	Toledo	69 78

Non-Div I Games:

Belmont

■ Loss,
 ■ Non-Conf,
 ■ S Site,
 ■ H Home
 ■ A Away
 N Neutral

Average RPI Win:	295	WON-LOST	WINNING	LAST 10	STRENGTH OF	OPP. STRENGTH	TEAM	ADJ.	CONF.	ADJ CONF.
Average RPI Loss:	207	RECORD	PCT. RANK	GAMES	SCHEDULE	OF SCHEDULE	RPI	RPI	RPI	RPI
DIV. I ONLY	7- 8	193	5-5	341	310	277	277	32	32	
DIV. I NON-CONF.	5- 5	162	0- 0	334	213	241	241	32	32	

TOTALS	RPI 1-25	RPI 26-50	W-L RECORDS	RPI 51-100	RPI 101-150	RPI 150+				
7- 8	0- 0	0- 0	OVERALL	0- 0	0- 1	7- 7				
4- 1	0- 0	0- 0	HOME	0- 0	0- 0	4- 1				
2- 7	0- 0	0- 0	AWAY	0- 0	0- 1	2- 6				
1- 0	0- 0	0- 0	NEUTRAL	0- 0	0- 0	1- 0				
5- 5	0- 0	0- 0	NON-CONFERENCE	0- 0	0- 1	5- 4				
3- 0	0- 0	0- 0	HOME	0- 0	0- 0	3- 0				
1- 5	0- 0	0- 0	AWAY	0- 0	0- 1	1- 4				
1- 0	0- 0	0- 0	NEUTRAL	0- 0	0- 0	1- 0				
2- 3	0- 0	0- 0	CONFERENCE	0- 0	0- 0	2- 3				
1- 1	0- 0	0- 0	HOME	0- 0	0- 0	1- 1				
1- 2	0- 0	0- 0	AWAY	0- 0	0- 0	1- 2				
0- 0	0- 0	0- 0	NEUTRAL	0- 0	0- 0	0- 0				

RPI 1-25				RPI 26-50				RPI 51-100				RPI 101+				Team's RPI: 277
RPI	S	Opponent	Score	RPI	S	Opponent	Score	RPI	S	Opponent	Score	RPI	S	Opponent	Score	
												122	A	South Fla.	39	88
												170	A	Charlotte	69	73
												177	A	Georgia St.	57	62
												203	A	Jacksonville	58	56
												213	A	Florida	53	64
												216	H	UMES	52	64
												221	A	Howard	40	61
												254	A	Norfolk St.	50	57
												264	H	Liberty	81	76
												281	A	Ga. Southern	76	77
												291	H	North Florida	76	60
												297	N	Kennesaw St.	64	61
												310	H	FIU	68	57
												348	H	Delaware St.	67	55
												349	A	N.C. Central	67	50
LAST 12 Division I GAMES:																
349	A	N.C. Central	67	50	216	H	UMES	52	64							
170	A	Charlotte	69	73	348	H	Delaware St.	67	55							
177	A	Georgia St.	57	62	254	A	Norfolk St.	50	57							
297	N	Kennesaw St.	64	61	221	A	Howard	40	61							
291	H	North Florida	76	60	203	A	Jacksonville	58	56							
213	A	Florida	53	64	281	A	Ga. Southern	76	77							

Non-Div I Games: Flagler 74 59 Edward Waters 73 46

Bethune-Cookman

Loss, Non-Conf, S Site, H Home A Away N Neutral

Average RPI Win:	291	WON-LOST	WINNING	LAST 10	STRENGTH OF	OPP. STRENGTH	TEAM	ADJ.	CONF.	ADJ CONF.
Average RPI Loss:	172	RECORD	PCT. RANK	GAMES	SCHEDULE	OF SCHEDULE	RPI	RPI	RPI	RPI

DIV. I ONLY	5- 11	259	2-8	147	316	256	256	23	23
DIV. I NON-CONF.	3- 8	267	0- 0	61	313	229	229	23	23
TOTALS	RPI 1-25	RPI 26-50	W-L RECORDS	RPI 51-100	RPI 101-150	RPI 150+			
5- 11	0- 2	0- 1	OVERALL	0- 0	0- 2	5- 6			
4- 4	0- 0	0- 0	HOME	0- 0	0- 2	4- 2			
1- 7	0- 2	0- 1	AWAY	0- 0	0- 0	1- 4			
0- 0	0- 0	0- 0	NEUTRAL	0- 0	0- 0	0- 0			
3- 8	0- 2	0- 1	NON-CONFERENCE	0- 0	0- 1	3- 4			
3- 2	0- 0	0- 0	HOME	0- 0	0- 1	3- 1			
0- 6	0- 2	0- 1	AWAY	0- 0	0- 0	0- 3			
0- 0	0- 0	0- 0	NEUTRAL	0- 0	0- 0	0- 0			
2- 3	0- 0	0- 0	CONFERENCE	0- 0	0- 1	2- 2			
1- 2	0- 0	0- 0	HOME	0- 0	0- 1	1- 1			
1- 1	0- 0	0- 0	AWAY	0- 0	0- 0	1- 1			
0- 0	0- 0	0- 0	NEUTRAL	0- 0	0- 0	0- 0			

RPI	S	Opponent	Score	RPI	S	Opponent	Score	RPI	S	Opponent	Score	RPI	S	Opponent	Score	Team's RPI: 256
1	A	Notre Dame	53 103	39	A	Ohio	49 86					139	H	Lehigh	55 65	
15	A	Marquette	40 93									144	H	Stony Brook	56 65	
												200	H	Cornell	72 61	
												201	H	Rider	57 62	
												226	A	Dartmouth	39 63	
												241	A	Niagara	72 79	
												274	H	Vermont	57 58	
												284	A	Albany (NY)	56 61	
												287	H	Army West Point	60 47	
												308	A	New Hampshire	71 62	
												314	H	UMBC	67 45	
												332	A	Lafayette	50 59	
												347	H	Fairleigh Dickinson	73 54	
LAST 12 Division I GAMES:																
284	A	Albany (NY)	56 61	274	H	Vermont	57 58									
226	A	Dartmouth	39 63	314	H	UMBC	67 45									
15	A	Marquette	40 93	144	H	Stony Brook	56 65									
1	A	Notre Dame	53 103	308	A	New Hampshire	71 62									
201	H	Rider	57 62	347	H	Fairleigh Dickinson	73 54									
241	A	Niagara	72 79	287	H	Army West Point	60 47									

Non-Div I Games: Charleston (WV) 69 62 Caldwell 73 54

Binghamton

Average RPI Win:	176	WON-LOST	WINNING	LAST 10	STRENGTH OF	OPP. STRENGTH	TEAM	ADJ.	CONF.	ADJ CONF.
Average RPI Loss:	49	RECORD	PCT. RANK	GAMES	SCHEDULE	OF SCHEDULE	RPI	RPI	RPI	RPI
DIV. I ONLY	12- 2	18	9-1	246	29	62	62	13	13	
DIV. I NON-CONF.	7- 2	58	1- 0	226	7	70	70	11	11	

TOTALS	RPI 1-25	RPI 26-50	W-L RECORDS	RPI 51-100	RPI 101-150	RPI 150+				
12- 2	0- 1	0- 0	OVERALL	2- 1	3- 0	7- 0				
5- 1	0- 1	0- 0	HOME	1- 0	0- 0	4- 0				
4- 1	0- 0	0- 0	AWAY	0- 1	2- 0	2- 0				
3- 0	0- 0	0- 0	NEUTRAL	1- 0	1- 0	1- 0				
7- 2	0- 1	0- 0	NON-CONFERENCE	1- 1	2- 0	4- 0				
3- 1	0- 1	0- 0	HOME	0- 0	0- 0	3- 0				
1- 1	0- 0	0- 0	AWAY	0- 1	1- 0	0- 0				
3- 0	0- 0	0- 0	NEUTRAL	1- 0	1- 0	1- 0				
5- 0	0- 0	0- 0	CONFERENCE	1- 0	1- 0	3- 0				
2- 0	0- 0	0- 0	HOME	1- 0	0- 0	1- 0				
3- 0	0- 0	0- 0	AWAY	0- 0	1- 0	2- 0				
0- 0	0- 0	0- 0	NEUTRAL	0- 0	0- 0	0- 0				

RPI 1-25				RPI 26-50				RPI 51-100				Team's RPI : 62				RPI 101+			
RPI	S	Opponent	Score	RPI	S	Opponent	Score	RPI	S	Opponent	Score	RPI	S	Opponent	Score	RPI	S	Opponent	Score
5	H	Louisville	55 74					78	H	Wyoming	72 64	111	A	Washington	73 69				
								79	N	UNI	61 60	130	N	Idaho	91 85				
								92	A	Washington St.	71 95	131	A	Fresno St.	72 60				
												154	H	CSUN	74 63				
												176	H	Eastern Wash.	67 55				
												206	A	San Diego St.	69 66				
												210	H	Southern Utah	88 53				
												253	N	Saint Francis (PA)	78 64				
												261	A	Nevada	75 74				
												320	H	San Jose St.	99 68				
LAST 12 Division I GAMES:																			
206	A	San Diego St.	69 66	111	A	Washington	73 69	131	A	Fresno St.	72 60	261	A	Nevada	75 74				
78	H	Wyoming	72 64									320	H	San Jose St.	99 68				
210	H	Southern Utah	88 53									79	N	UNI	61 60				
253	N	Saint Francis (PA)	78 64									130	N	Idaho	91 85				
176	H	Eastern Wash.	67 55																
92	A	Washington St.	71 95																

Non-Div I Games: Southern Ore. 91 46 Northwest Chrst. 93 26

Boi se St.

Average RPI Win:	208	WON-LOST	WINNING	LAST 10	STRENGTH OF	OPP. STRENGTH	TEAM	ADJ.	CONF.	ADJ CONF.
Average RPI Loss:	43	RECORD	PCT. RANK	GAMES	SCHEDULE	OF SCHEDULE	RPI	RPI	RPI	RPI
DIV. I ONLY	13- 6	79	5-5	59	114	77	77	1	1	
DIV. I NON-CONF.	11- 2	33	1- 0	183	291	90	90	1	1	

TOTALS	RPI 1-25	RPI 26-50	W-L RECORDS	RPI 51-100	RPI 101-150	RPI 150+				
13- 6	0- 3	0- 1	OVERALL	1- 1	2- 1	10- 0				
7- 5	0- 2	0- 1	HOME	0- 1	0- 1	7- 0				
4- 1	0- 1	0- 0	AWAY	1- 0	2- 0	1- 0				
2- 0	0- 0	0- 0	NEUTRAL	0- 0	0- 0	2- 0				
11- 2	0- 0	0- 0	NON-CONFERENCE	0- 1	1- 1	10- 0				
7- 2	0- 0	0- 0	HOME	0- 1	0- 1	7- 0				
2- 0	0- 0	0- 0	AWAY	0- 0	1- 0	1- 0				
2- 0	0- 0	0- 0	NEUTRAL	0- 0	0- 0	2- 0				
2- 4	0- 3	0- 1	CONFERENCE	1- 0	1- 0	0- 0				
0- 3	0- 2	0- 1	HOME	0- 0	0- 0	0- 0				
2- 1	0- 1	0- 0	AWAY	1- 0	1- 0	0- 0				
0- 0	0- 0	0- 0	NEUTRAL	0- 0	0- 0	0- 0				

RPI 1-25				RPI 26-50				RPI 51-100				RPI 101+			
RPI	S	Opponent	Score	RPI	S	Opponent	Score	RPI	S	Opponent	Score	RPI	S	Opponent	Score
1	A	Notre Dame	63 92	32	H	Georgia Tech	76 81	87	H	Providence	57 61	106	H	Minnesota	69 77
8	H	NC State	69 85					91	A	Pittsburgh	59 55	115	A	Wake Forest	65 64
22	H	Florida St.	71 91									116	A	Houston	64 57
												163	H	Boston U.	78 51
												171	A	Rhode Island	88 64
												201	N	Rider	112 61
												226	H	Dartmouth	99 68
												227	H	Holy Cross	89 63
												244	H	Campbell	76 56
												262	H	Columbia	74 60
												280	H	Bryant	83 46
												303	H	Saint Peter's	89 57
												306	N	Loyola Maryland	73 47

LAST 12 Division I GAMES:															
115	A	Wake Forest	65 64	201	N	Rider	112 61								
8	H	NC State	69 85	1	A	Notre Dame	63 92								
32	H	Georgia Tech	76 81	22	H	Florida St.	71 91								
226	H	Dartmouth	99 68	91	A	Pittsburgh	59 55								
244	H	Campbell	76 56	106	H	Minnesota	69 77								
163	H	Boston U.	78 51	280	H	Bryant	83 46								

Non-Div I Games:

Boston College

Average RPI Win:	221	WON-LOST	WINNING	LAST 10	STRENGTH OF	OPP. STRENGTH	TEAM	ADJ.	CONF.	ADJ CONF.
Average RPI Loss:	150	RECORD	PCT. RANK	GAMES	SCHEDULE	OF SCHEDULE	RPI	RPI	RPI	RPI
DIV. I ONLY	8- 8	165	4-6	152	235	163	163	19	19	
DIV. I NON-CONF.	4- 6	212	0- 0	154	196	206	206	24	24	

TOTALS	RPI 1-25	RPI 26-50	W-L RECORDS	RPI 51-100	RPI 101-150	RPI 150+				
8- 8	0- 0	0- 0	OVERALL	1- 3	1- 1	6- 4				
6- 1	0- 0	0- 0	HOME	0- 0	1- 0	5- 1				
2- 7	0- 0	0- 0	AWAY	1- 3	0- 1	1- 3				
0- 0	0- 0	0- 0	NEUTRAL	0- 0	0- 0	0- 0				
4- 6	0- 0	0- 0	NON-CONFERENCE	0- 3	0- 1	4- 2				
4- 0	0- 0	0- 0	HOME	0- 0	0- 0	4- 0				
0- 6	0- 0	0- 0	AWAY	0- 3	0- 1	0- 2				
0- 0	0- 0	0- 0	NEUTRAL	0- 0	0- 0	0- 0				
4- 2	0- 0	0- 0	CONFERENCE	1- 0	1- 0	2- 2				
2- 1	0- 0	0- 0	HOME	0- 0	1- 0	1- 1				
2- 1	0- 0	0- 0	AWAY	1- 0	0- 0	1- 1				
0- 0	0- 0	0- 0	NEUTRAL	0- 0	0- 0	0- 0				

RPI 1-25				RPI 26-50				RPI 51-100				RPI 101+				Team's RPI: 163
RPI	S	Opponent	Score	RPI	S	Opponent	Score	RPI	S	Opponent	Score	RPI	S	Opponent	Score	
								52	A	Bucknell	70 62	135	A	Marist	57 68	
								54	A	Northeastern	51 81	139	H	Lehigh	58 45	
								66	A	Harvard	47 67	181	A	Massachusetts	55 66	
								77	A	Boston College	51 78	191	H	Delaware	72 61	
												202	H	Brown	72 51	
												226	A	Dartmouth	44 64	
												227	A	Holy Cross	69 75	
												232	H	Colgate	72 81	
												280	H	Bryant	67 65	
												287	H	Army West Point	63 51	
												306	A	Loyola Maryland	64 62	
												308	H	New Hampshire	60 39	
LAST 12 Division I GAMES:																
								52	A	Bucknell	70 62	227	A	Holy Cross	69 75	
								287	H	Army West Point	63 51	232	H	Colgate	72 81	
								66	A	Harvard	47 67	139	H	Lehigh	58 45	
								77	A	Boston College	51 78	306	A	Loyola Maryland	64 62	
								181	A	Massachusetts	55 66	191	H	Delaware	72 61	
								226	A	Dartmouth	44 64	308	H	New Hampshire	60 39	

Non-Div I Games:

Boston U.

Average RPI Win:	272	WON-LOST	WINNING	LAST 10	STRENGTH OF	OPP. STRENGTH	TEAM	ADJ.	CONF.	ADJ CONF.
Average RPI Loss:	160	RECORD	PCT. RANK	GAMES	SCHEDULE	OF SCHEDULE	RPI	RPI	RPI	RPI
DIV. I ONLY	6- 9	228	4-6	191	308	230	230	8	8	
DIV. I NON-CONF.	6- 4	125	0- 0	225	335	159	159	8	8	

TOTALS	RPI 1-25	RPI 26-50	W-L RECORDS	RPI 51-100	RPI 101-150	RPI 150+				
6- 9	0- 0	0- 1	OVERALL	0- 2	0- 0	6- 6				
4- 3	0- 0	0- 0	HOME	0- 2	0- 0	4- 1				
2- 5	0- 0	0- 1	AWAY	0- 0	0- 0	2- 4				
0- 1	0- 0	0- 0	NEUTRAL	0- 0	0- 0	0- 1				
6- 4	0- 0	0- 1	NON-CONFERENCE	0- 0	0- 0	6- 3				
4- 0	0- 0	0- 0	HOME	0- 0	0- 0	4- 0				
2- 3	0- 0	0- 1	AWAY	0- 0	0- 0	2- 2				
0- 1	0- 0	0- 0	NEUTRAL	0- 0	0- 0	0- 1				
0- 5	0- 0	0- 0	CONFERENCE	0- 2	0- 0	0- 3				
0- 3	0- 0	0- 0	HOME	0- 2	0- 0	0- 1				
0- 2	0- 0	0- 0	AWAY	0- 0	0- 0	0- 2				
0- 0	0- 0	0- 0	NEUTRAL	0- 0	0- 0	0- 0				

RPI S Opponent	Score	RPI S Opponent	Score	RPI S Opponent	Score	RPI S Opponent	Score	Team's RPI: 230
		28 A Michigan St.	69 99	94 H Toledo	65 79	175 A Xavier	49 65	
				95 H Northern Ill.	52 66	179 A Akron	71 74	
						180 N Mercer	63 76	
						188 A Ball St.	70 77	
						205 A Coastal Caro.	80 81	
						223 H Loyol a Chi cago	88 74	
						235 H Robert Morris	61 60	
						240 H Marshall I	99 76	
						292 H Western Mi ch.	82 84	
						293 A Cani si us	74 53	
						309 A Val parai so	79 72	
						329 H Detroi t Mercy	79 73	
LAST 12 Division I GAMES:								
		292 H Western Mi ch.	82 84	94 H Toledo	65 79			
		309 A Val parai so	79 72	95 H Northern Ill.	52 66			
		329 H Detroi t Mercy	79 73	179 A Akron	71 74			
		293 A Cani si us	74 53	188 A Ball St.	70 77			
		175 A Xavi er	49 65	205 A Coastal Caro.	80 81			
		180 N Mercer	63 76	223 H Loyol a Chi cago	88 74			

Non-Div I Games: Davis & Elkins 63 28

Bowling Green

Average RPI	Win:	255	WON-LOST	WINNING	LAST 10	STRENGTH OF	OPP. STRENGTH	TEAM	ADJ.	CONF.	ADJ CONF.
Average RPI	Loss:	55	RECORD	PCT. RANK	GAMES	SCHEDULE	OF SCHEDULE	RPI	RPI	RPI	RPI
DIV. I ONLY			12- 4	46	6-4	324	103	173	173	12	12
DIV. I NON-CONF.			9- 1	31	1- 0	345	145	146	146	14	14

TOTALS	RPI 1-25		RPI 26-50		W-L RECORDS	RPI 51-100		RPI 101-150		RPI 150+	
12- 4	0- 1		0- 1		OVERALL	0- 2		0- 0		12- 0	
6- 3	0- 1		0- 0		HOME	0- 2		0- 0		6- 0	
5- 1	0- 0		0- 1		AWAY	0- 0		0- 0		5- 0	
1- 0	0- 0		0- 0		NEUTRAL	0- 0		0- 0		1- 0	
9- 1	0- 0		0- 1		NON-CONFERENCE	0- 0		0- 0		9- 0	
5- 0	0- 0		0- 0		HOME	0- 0		0- 0		5- 0	
3- 1	0- 0		0- 1		AWAY	0- 0		0- 0		3- 0	
1- 0	0- 0		0- 0		NEUTRAL	0- 0		0- 0		1- 0	
3- 3	0- 1		0- 0		CONFERENCE	0- 2		0- 0		3- 0	
1- 3	0- 1		0- 0		HOME	0- 2		0- 0		1- 0	
2- 0	0- 0		0- 0		AWAY	0- 0		0- 0		2- 0	
0- 0	0- 0		0- 0		NEUTRAL	0- 0		0- 0		0- 0	

RPI 1-25				RPI 26-50				RPI 51-100				RPI 101+				Team's RPI: 173	
RPI	S	Opponent	Score	RPI	S	Opponent	Score	RPI	S	Opponent	Score	RPI	S	Opponent	Score		
11	H	Drake	63 92	33	A	Purdue	61 74	79	H	UNI	78 81	159	A	Indiana St.	61 45		
								96	H	Missouri St.	56 68	168	H	Southern Ill.	58 53		
												191	N	Delaware	59 47		
												220	H	Southeast Mo. St.	85 79		
												238	H	Western Ill.	82 68		
												250	H	Eastern Ill.	67 64		
												266	A	Cleveland St.	67 65		
												290	A	Fla. Atlantic	80 59		
												296	H	Oakland	73 64		
												299	A	Omaha	80 60		
												343	H	Chi cago St.	89 59		
												344	A	Evansvi lle	75 68		

LAST 12 Division I GAMES:																	
344	A	Evansvi lle	75 68	290	A	Fla. Atlantic	80 59										
79	H	UNI	78 81	168	H	Southern Ill.	58 53										
11	H	Drake	63 92	96	H	Missouri St.	56 68										
343	H	Chi cago St.	89 59	159	A	Indi ana St.	61 45										
33	A	Purdue	61 74	299	A	Omaha	80 60										
266	A	Clevel and St.	67 65	238	H	Western Ill.	82 68										

Non-Div I Games: Rockhurst 83 40

Bradley

Average RPI Win:	268	WON-LOST	WINNING	LAST 10	STRENGTH OF	OPP. STRENGTH	TEAM	ADJ.	CONF.	ADJ CONF.
Average RPI Loss:	128	RECORD	PCT. RANK	GAMES	SCHEDULE	OF SCHEDULE	RPI	RPI	RPI	RPI
DIV. I ONLY	7- 8	193	5-5	250	196	202	202	11	11	
DIV. I NON-CONF.	6- 8	199	0- 1	273	212	235	235	10	10	

TOTALS	RPI 1-25	RPI 26-50	W-L RECORDS	RPI 51-100	RPI 101-150	RPI 150+				
7- 8	0- 1	0- 0	OVERALL	0- 3	1- 0	6- 4				
4- 2	0- 0	0- 0	HOME	0- 1	1- 0	3- 1				
2- 6	0- 1	0- 0	AWAY	0- 2	0- 0	2- 3				
1- 0	0- 0	0- 0	NEUTRAL	0- 0	0- 0	1- 0				
6- 8	0- 1	0- 0	NON-CONFERENCE	0- 3	0- 0	6- 4				
3- 2	0- 0	0- 0	HOME	0- 1	0- 0	3- 1				
2- 6	0- 1	0- 0	AWAY	0- 2	0- 0	2- 3				
1- 0	0- 0	0- 0	NEUTRAL	0- 0	0- 0	1- 0				
1- 0	0- 0	0- 0	CONFERENCE	0- 0	1- 0	0- 0				
1- 0	0- 0	0- 0	HOME	0- 0	1- 0	0- 0				
0- 0	0- 0	0- 0	AWAY	0- 0	0- 0	0- 0				
0- 0	0- 0	0- 0	NEUTRAL	0- 0	0- 0	0- 0				

RPI	S	Opponent	Score	RPI	S	Opponent	Score	RPI	S	Opponent	Score	RPI	S	Opponent	Score	Team's RPI: 202
16	A	Rutgers	52 73					52	H	Bucknell	78 91	112	H	Yale	86 71	
								68	A	Maine	96 102	163	A	Boston U.	51 72	
								95	A	Northern Ill.	102 109	171	A	Rhode Island	67 72	
												181	H	Massachusetts	61 90	
												227	A	Holy Cross	89 85	
												280	A	Bryant	57 75	
												280	N	Bryant	84 68	
												295	H	Central Conn. St.	68 63	
												308	H	New Hampshire	76 70	
												312	H	Fairfield	68 49	
												343	A	Chicago St.	90 65	
LAST 12 Division I GAMES:																
343	A	Chicago St.	90 65	171	A	Rhode Island	67 72									
68	A	Maine	96 102	112	H	Yale	86 71									
280	N	Bryant	84 68	16	A	Rutgers	52 73									
52	H	Bucknell	78 91	95	A	Northern Ill.	102 109									
181	H	Massachusetts	61 90	227	A	Holy Cross	89 85									
312	H	Fairfield	68 49	308	H	New Hampshire	76 70									

Non-Div I Games: Johnson & Wales (RI) 78 46 Adelphi 75 62

Brown

Average RPI Win:	266	WON-LOST	WINNING	LAST 10	STRENGTH OF	OPP. STRENGTH	TEAM	ADJ.	CONF.	ADJ CONF.
Average RPI Loss:	170	RECORD	PCT. RANK	GAMES	SCHEDULE	OF SCHEDULE	RPI	RPI	RPI	RPI
DIV. I ONLY	5- 12	271	3-7	230	292	280	280	31	31	
DIV. I NON-CONF.	2- 9	297	0- 1	160	205	277	277	31	31	

TOTALS	RPI 1-25	RPI 26-50	W-L RECORDS	RPI 51-100	RPI 101-150	RPI 150+				
5- 12	0- 0	0- 0	OVERALL	0- 5	0- 0	5- 7				
3- 4	0- 0	0- 0	HOME	0- 1	0- 0	3- 3				
2- 6	0- 0	0- 0	AWAY	0- 3	0- 0	2- 3				
0- 2	0- 0	0- 0	NEUTRAL	0- 1	0- 0	0- 1				
2- 9	0- 0	0- 0	NON-CONFERENCE	0- 5	0- 0	2- 4				
1- 2	0- 0	0- 0	HOME	0- 1	0- 0	1- 1				
1- 5	0- 0	0- 0	AWAY	0- 3	0- 0	1- 2				
0- 2	0- 0	0- 0	NEUTRAL	0- 1	0- 0	0- 1				
3- 3	0- 0	0- 0	CONFERENCE	0- 0	0- 0	3- 3				
2- 2	0- 0	0- 0	HOME	0- 0	0- 0	2- 2				
1- 1	0- 0	0- 0	AWAY	0- 0	0- 0	1- 1				
0- 0	0- 0	0- 0	NEUTRAL	0- 0	0- 0	0- 0				

RPI 1-25				RPI 26-50				RPI 51-100				RPI 101+ Team's RPI: 280			
RPI	S	Opponent	Score	RPI	S	Opponent	Score	RPI	S	Opponent	Score	RPI	S	Opponent	Score
								68	H	Maine	57 74	163	A	Boston U.	65 67
								77	A	Boston College	46 83	202	H	Brown	75 57
								87	N	Providence	64 72	202	N	Brown	68 84
								93	A	Hartford	57 67	209	A	Sacred Heart	48 49
								99	A	West Virginia	48 94	227	H	Holy Cross	62 81
												234	A	Mt. St. Mary's	73 68
												235	H	Robert Morris	57 60
												253	H	Saint Francis (PA)	66 63
												276	H	St. Francis Brooklyn	55 60
												289	A	UMass Lowell	58 57
												308	A	New Hampshire	74 79
												351	H	LIU Brooklyn	69 62
LAST 12 Division I GAMES:															
234	A	Mt. St. Mary's	73 68	87	N	Providence	64 72	253	H	Saint Francis (PA)	66 63				
276	H	St. Francis Brooklyn	55 60	235	H	Robert Morris	57 60	209	A	Sacred Heart	48 49				
351	H	LIU Brooklyn	69 62	202	N	Brown	68 84	308	A	New Hampshire	74 79				
227	H	Holy Cross	62 81												
93	A	Hartford	57 67												
77	A	Boston College	46 83												

Non-Div I Games:

Bryant

Average RPI Win:	216	WON-LOST	WINNING	LAST 10	STRENGTH OF	OPP. STRENGTH	TEAM	ADJ.	CONF.	ADJ CONF.
Average RPI Loss:	76	RECORD	PCT. RANK	GAMES	SCHEDULE	OF SCHEDULE	RPI	RPI	RPI	RPI
DIV. I ONLY	14- 4	38	8-2	145	181	52	52	19	19	
DIV. I NON-CONF.	9- 3	61	0- 0	136	117	43	43	24	24	
<hr/>										
TOTALS	RPI 1-25	RPI 26-50	W-L RECORDS	RPI 51-100	RPI 101-150	RPI 150+				
14- 4	0- 2	0- 0	OVERALL	1- 0	3- 1	10- 1				
6- 1	0- 0	0- 0	HOME	1- 0	3- 0	2- 1				
6- 3	0- 2	0- 0	AWAY	0- 0	0- 1	6- 0				
2- 0	0- 0	0- 0	NEUTRAL	0- 0	0- 0	2- 0				
9- 3	0- 2	0- 0	NON-CONFERENCE	1- 0	1- 1	7- 0				
4- 0	0- 0	0- 0	HOME	1- 0	1- 0	2- 0				
3- 3	0- 2	0- 0	AWAY	0- 0	0- 1	3- 0				
2- 0	0- 0	0- 0	NEUTRAL	0- 0	0- 0	2- 0				
5- 1	0- 0	0- 0	CONFERENCE	0- 0	2- 0	3- 1				
2- 1	0- 0	0- 0	HOME	0- 0	2- 0	0- 1				
3- 0	0- 0	0- 0	AWAY	0- 0	0- 0	3- 0				
0- 0	0- 0	0- 0	NEUTRAL	0- 0	0- 0	0- 0				

RPI	S	Opponent	Score	RPI	S	Opponent	Score	RPI	S	Opponent	Score	RPI	S	Opponent	Score
6	A	Syracuse	56 70					69	H	Quinnipiac	75 58	121	H	Youngstown St.	73 68
13	A	Iowa St.	61 86									123	A	Drexel	42 64
												127	H	American	71 56
												139	H	Lehigh	71 53
												163	H	Boston U.	62 70
												181	N	Massachusetts	77 58
												201	H	Rider	80 59
												202	A	Brown	91 78
												232	A	Colgate	90 62
												238	A	St. Bonaventure	77 46
												249	A	Monmouth	70 32
												287	A	Army West Point	66 52
												312	N	Fairfield	77 54
												327	H	Lona	81 43
												332	A	Lafayette	56 47
<hr/>															
LAST 12 Division I GAMES:															
163	H	Boston U.	62 70	232	A	Colgate	90 62								
127	H	American	71 56	139	H	Lehigh	71 53								
13	A	Iowa St.	61 86	332	A	Lafayette	56 47								
121	H	Youngstown St.	73 68	287	A	Army West Point	66 52								
201	H	Rider	80 59	238	A	St. Bonaventure	77 46								
327	H	Lona	81 43	202	A	Brown	91 78								

Non-Div I Games:

Bucknell

Average RPI Win: 198

Average RPI Loss: 34

WON-LOST
RECORDWINNING
PCT. RANKLAST 10
GAMESSTRENGTH OF
SCHEDULEOPP. STRENGTH
OF SCHEDULETEAM
RPIADJ.
RPICONF.
RPIADJ CONF.
RPIDIV. I ONLY
DIV. I NON-CONF.12- 4
8- 346
717-3
0- 068
104133
7736
4236
428
88
8

TOTALS

RPI 1-25

RPI 26-50

W-L RECORDS

RPI 51-100

RPI 101-150

RPI 150+

12- 4

0- 2

1- 1

OVERALL

2- 1

0- 0

9- 0

3- 2

0- 1

0- 1

HOME

0- 0

0- 0

3- 0

7- 2

0- 1

0- 0

AWAY

1- 1

0- 0

6- 0

2- 0

0- 0

1- 0

NEUTRAL

1- 0

0- 0

0- 0

8- 3

0- 2

1- 0

NON-CONFERENCE

1- 1

0- 0

6- 0

2- 1

0- 1

0- 0

HOME

0- 0

0- 0

2- 0

4- 2

0- 1

0- 0

AWAY

0- 1

0- 0

4- 0

2- 0

0- 0

1- 0

NEUTRAL

1- 0

0- 0

0- 0

4- 1

0- 0

0- 1

CONFERENCE

1- 0

0- 0

3- 0

1- 1

0- 0

0- 1

HOME

0- 0

0- 0

1- 0

3- 0

0- 0

0- 0

AWAY

1- 0

0- 0

2- 0

0- 0

0- 0

0- 0

NEUTRAL

0- 0

0- 0

0- 0

RPI 1-25

RPI	S	Opponent	Score
3	A	Oregon	82 102
4	H	Stanford	55 62

RPI 26-50

Team's RPI: 36

RPI	S	Opponent	Score
26	N	South Dakota St.	61 55
39	H	Ohio	71 74

RPI 51-100

RPI	S	Opponent	Score
83	N	Georgetown	73 64
88	A	Dayton	59 72
97	A	Miami (OH)	66 59

RPI 101+

RPI	S	Opponent	Score
184	A	Eastern Mich.	91 84
188	H	Ball St.	77 65
216	A	UMES	69 63
226	A	Dartmouth	75 69
238	H	St. Bonaventure	90 43
241	H	Niagara	88 61
292	A	Western Mich.	61 59
293	A	Canisius	84 66
295	A	Central Conn. St.	82 69

LAST 12 Division I GAMES:

39	H	Ohio	71 74	292	A	Western Mich.	61 59
238	H	St. Bonaventure	90 43	188	H	Ball St.	77 65
4	H	Stanford	55 62	97	A	Miami (OH)	66 59
226	A	Dartmouth	75 69	184	A	Eastern Mich.	91 84
88	A	Dayton	59 72	295	A	Central Conn. St.	82 69
293	A	Canisius	84 66	26	N	South Dakota St.	61 55

Buffalo

Buffalo

Non-Div I Games:

Buffalo

Loss,
Non-Conf, S Site,
H Home
A Away
N Neutral

Average RPI Win: **164**
 Average RPI Loss: **58**

WON-LOST
RECORD

WINNING
PCT. RANK

LAST 10
GAMES

STRENGTH OF
SCHEDULE

OPP. STRENGTH
OF SCHEDULE

TEAM
RPI

ADJ.
RPI

CONF.
RPI

ADJ CONF.
RPI

DIV. I ONLY	16- 2	12	9-1	129	90	21	21	5	5
DIV. I NON-CONF.	10- 1	19	0- 0	204	191	40	40	4	4
<hr/>									
TOTALS	RPI 1-25	RPI 26-50	W-L RECORDS	RPI 51-100	RPI 101-150	RPI 150+			
16- 2	0- 0	0- 1	OVERALL	5- 1	1- 0	10- 0			
9- 0	0- 0	0- 0	HOME	1- 0	1- 0	7- 0			
5- 2	0- 0	0- 1	AWAY	3- 1	0- 0	2- 0			
2- 0	0- 0	0- 0	NEUTRAL	1- 0	0- 0	1- 0			
10- 1	0- 0	0- 1	NON-CONFERENCE	1- 0	0- 0	9- 0			
7- 0	0- 0	0- 0	HOME	0- 0	0- 0	7- 0			
1- 1	0- 0	0- 1	AWAY	0- 0	0- 0	1- 0			
2- 0	0- 0	0- 0	NEUTRAL	1- 0	0- 0	1- 0			
6- 1	0- 0	0- 0	CONFERENCE	4- 1	1- 0	1- 0			
2- 0	0- 0	0- 0	HOME	1- 0	1- 0	0- 0			
4- 1	0- 0	0- 0	AWAY	3- 1	0- 0	1- 0			
0- 0	0- 0	0- 0	NEUTRAL	0- 0	0- 0	0- 0			

RPI 1-25				Team's RPI : 21			
RPI	S	Opponent	Score				
29	A	Indiana	46 66				

RPI 26-50			
RPI	S	Opponent	Score
29	A	Indiana	46 66

RPI 51-100			
RPI	S	Opponent	Score
58	A	Villanova	63 55
67	A	Creighton	75 43
73	H	Seton Hall	62 59
83	A	Georgetown	59 50
87	A	Providence	68 74
100	N	Ohio St.	66 53

RPI 101+			
RPI	S	Opponent	Score
105	H	St. John's (NY)	66 45
159	H	Indiana St.	72 49
175	A	Xavier	63 41
179	A	Akron	63 47
183	H	Illinois St.	58 56
184	N	Eastern Mich.	73 63
188	H	Ball St.	64 47
238	H	Western Ill.	92 51
250	H	Eastern Ill.	72 37
285	H	Murray St.	86 65
289	H	UMass Lowell	89 36

LAST 12 Division I GAMES:

73	H	Seton Hall	62 59
83	A	Georgetown	59 50
58	A	Villanova	63 55
184	N	Eastern Mich.	73 63
100	N	Ohio St.	66 53
159	H	Indiana St.	72 49

67	A	Creighton	75 43
87	A	Providence	68 74
175	A	Xavier	63 41
105	H	St. John's (NY)	66 45
179	A	Akron	63 47
29	A	Indiana	46 66

Non-Div I Games:

Butler

Average RPI Win:	250	WON-LOST	WINNING	LAST 10	STRENGTH OF	OPP. STRENGTH	TEAM	ADJ.	CONF.	ADJ CONF.
Average RPI Loss:	207	RECORD	PCT. RANK	GAMES	SCHEDULE	OF SCHEDULE	RPI	RPI	RPI	RPI
DIV. I ONLY	6- 11	248	4-6	313	257	270	270	29	29	
DIV. I NON-CONF.	2- 9	297	0- 0	282	249	312	312	30	30	

TOTALS	RPI 1-25	RPI 26-50	W-L RECORDS	RPI 51-100	RPI 101-150	RPI 150+				
6- 11	0- 0	0- 1	OVERALL	1- 0	0- 1	5- 9				
2- 2	0- 0	0- 0	HOME	1- 0	0- 0	1- 2				
4- 9	0- 0	0- 1	AWAY	0- 0	0- 1	4- 7				
0- 0	0- 0	0- 0	NEUTRAL	0- 0	0- 0	0- 0				
2- 9	0- 0	0- 1	NON-CONFERENCE	1- 0	0- 1	1- 7				
1- 1	0- 0	0- 0	HOME	1- 0	0- 0	0- 1				
1- 8	0- 0	0- 1	AWAY	0- 0	0- 1	1- 6				
0- 0	0- 0	0- 0	NEUTRAL	0- 0	0- 0	0- 0				
4- 2	0- 0	0- 0	CONFERENCE	0- 0	0- 0	4- 2				
1- 1	0- 0	0- 0	HOME	0- 0	0- 0	1- 1				
3- 1	0- 0	0- 0	AWAY	0- 0	0- 0	3- 1				
0- 0	0- 0	0- 0	NEUTRAL	0- 0	0- 0	0- 0				

RPI S Opponent	Score	RPI S Opponent	Score	RPI S Opponent	Score	RPI S Opponent	Score
		38 A Oregon St.	52 92	81 H Wright St.	76 74	146 A UC Irvine	78 85
						178 H New Mexico St.	59 61
						186 H UC Riverside	67 79
						190 A North Texas	59 71
						192 A UMKC	67 57
						214 A Cal St. Fullerton	56 64
						218 A Utah Valley	70 78
						224 A SMU	43 49
						248 H UTRGV	68 63
						265 A UTEP	47 53
						298 A UC Santa Barbara	56 48
						299 A Omaha	46 53
						320 A San Jose St.	72 82
						336 A Seattle U	70 60
						343 A Chicago St.	67 56
LAST 12 Division I GAMES:							
218 A Utah Valley	70 78	343 A Chicago St.	67 56				
336 A Seattle U	70 60	192 A UMKC	67 57				
186 H UC Riverside	67 79	178 H New Mexico St.	59 61				
38 A Oregon St.	52 92	248 H UTRGV	68 63				
190 A North Texas	59 71	299 A Omaha	46 53				
224 A SMU	43 49	214 A Cal St. Fullerton	56 64				

Non-Div I Games: Whittier 74 46 Westcliff 91 37

CSUN

Average RPI Win: 237

Average RPI Loss: 70

WON-LOST RECORD

WINNING PCT. RANK

LAST 10 GAMES

STRENGTH OF SCHEDULE

OPP. STRENGTH OF SCHEDULE

TEAM RPI

ADJ. RPI

CONF. RPI

ADJ CONF. RPI

DIV. I ONLY

DIV. I NON-CONF.

9- 9

6- 8

165

199

5-5

0- 1

162

127

80

36

154

158

154

158

21

21

21

21

TOTALS

RPI 1-25

RPI 26-50

W-L RECORDS

RPI 51-100

RPI 101-150

RPI 150+

9- 9

0- 2

0- 2

OVERALL

1- 2

0- 3

8- 0

6- 2

0- 0

0- 0

HOME

1- 1

0- 1

5- 0

3- 7

0- 2

0- 2

AWAY

0- 1

0- 2

3- 0

0- 0

0- 0

0- 0

NEUTRAL

0- 0

0- 0

0- 0

6- 8

0- 2

0- 2

NON-CONFERENCE

1- 2

0- 2

5- 0

4- 2

0- 0

0- 0

HOME

1- 1

0- 1

3- 0

2- 6

0- 2

0- 2

AWAY

0- 1

0- 1

2- 0

0- 0

0- 0

0- 0

NEUTRAL

0- 0

0- 0

0- 0

3- 1

0- 0

0- 0

CONFERENCE

0- 0

0- 1

3- 0

2- 0

0- 0

0- 0

HOME

0- 0

0- 0

2- 0

1- 1

0- 0

0- 0

AWAY

0- 0

0- 1

1- 0

0- 0

0- 0

0- 0

NEUTRAL

0- 0

0- 0

0- 0

RPI 1-25

RPI 26-50

RPI 51-100

RPI 101+ Team's RPI: 154

RPI S Opponent Score

4 A Stanford 43 69

11 A Drake 63 73

RPI S Opponent Score

30 A Cal i forn i a 42 67

49 A Southern Cal i forn i a 42 58

RPI S Opponent Score

62 A Boise St. 63 74

66 H Harvard 55 75

92 H Washi ngton St. 65 52

RPI S Opponent Score

130 A Idaho 73 88

132 H Loyola Marymount 53 72

146 A UC I rvi ne 61 65

174 A Santa Clara 53 38

186 H UC Ri versi de 69 56

206 H San Diego St. 77 74

271 A Hawai i 49 29

286 H Cal i forn i a Bapti st 73 67

298 H UC Santa Barbara 73 65

299 A Omaha 64 52

320 H San Jose St. 76 40

LAST 12 Di vi si on I GAMES:

298 H UC Santa Barbara 73 65

4 A Stanford 43 69

320 H San Jose St. 76 40

49 A Southern Cal i forn i a 42 58

206 H San Diego St. 77 74

132 H Loyol a Marymount 53 72

66 H Harvard 55 75

186 H UC Ri versi de 69 56

271 A Hawai i 49 29

146 A UC I rvi ne 61 65

30 A Cal i forn i a 42 67

174 A Santa Clara 53 38

Non-Di v I Games:

CSUN

Loss,

Non-Conf,S Site,

Home

A Away

N Neutral

Page 37

Non-Di v I Games:

CSUN

C
a
l
P
o
l
y

Cal Poly			Through Games Of Jan. 21, 2019							
Average RPI Win:	270	WON-LOST	WINNING	LAST 10	STRENGTH OF	OPP. STRENGTH	TEAM	ADJ.	CONF.	ADJ CONF.
Average RPI Loss:	155	RECORD	PCT. RANK	GAMES	SCHEDULE	OF SCHEDULE	RPI	RPI	RPI	RPI
DIV. I ONLY	3- 11	304	3-7	261	167	307	307	21	21	
DIV. I NON-CONF.	2- 8	293	0- 0	269	64	306	306	21	21	

TOTALS	RPI 1-25	RPI 26-50	W-L RECORDS	RPI 51-100	RPI 101-150	RPI 150+				
3- 11	0- 0	0- 2	OVERALL	0- 1	0- 2	3- 6				
2- 4	0- 0	0- 1	HOME	0- 0	0- 1	2- 2				
1- 6	0- 0	0- 1	AWAY	0- 1	0- 1	1- 3				
0- 1	0- 0	0- 0	NEUTRAL	0- 0	0- 0	0- 1				
2- 8	0- 0	0- 2	NON-CONFERENCE	0- 1	0- 1	2- 4				
1- 3	0- 0	0- 1	HOME	0- 0	0- 0	1- 2				
1- 4	0- 0	0- 1	AWAY	0- 1	0- 1	1- 1				
0- 1	0- 0	0- 0	NEUTRAL	0- 0	0- 0	0- 1				
1- 3	0- 0	0- 0	CONFERENCE	0- 0	0- 1	1- 2				
1- 1	0- 0	0- 0	HOME	0- 0	0- 1	1- 0				
0- 2	0- 0	0- 0	AWAY	0- 0	0- 0	0- 2				
0- 0	0- 0	0- 0	NEUTRAL	0- 0	0- 0	0- 0				

RPI 1-25				RPI 26-50				RPI 51-100				RPI 101+ Team's RPI: 307			
RPI	S	Opponent	Score	RPI	S	Opponent	Score	RPI	S	Opponent	Score	RPI	S	Opponent	Score
				38	A	Oregon St.	54 79					131	A	Fresno St.	58 76
				46	H	Saint Mary's (CA)	51 69					146	H	UC Irvine	59 75
												161	H	Pepperdine	63 70
												166	H	Illinois	51 74
												176	H	Eastern Wash.	59 55
												214	A	Cal St. Fullerton	64 78
												243	A	Sacramento St.	85 88
												251	N	San Francisco	62 65
												258	A	Long Beach St.	58 61
												298	H	UC Santa Barbara	75 67
												336	A	Seattle U	60 50

LAST 12 Division I GAMES:															
				56	A	UCLA	35 81			214	A	Cal St. Fullerton	64 78		
				336	A	Seattle U	60 50			258	A	Long Beach St.	58 61		
				46	H	Saint Mary's (CA)	51 69			298	H	UC Santa Barbara	75 67		
				176	H	Eastern Wash.	59 55			146	H	UC Irvine	59 75		
				161	H	Pepperdine	63 70			251	N	San Francisco	62 65		
				166	H	Illinois	51 74			131	A	Fresno St.	58 76		

C
a
l
P
o
l
y

Non-Div I Games: Academy of Art 87 65

Cal Poly

Average RPI Win: 275		WON-LOST RECORD	WINNING PCT. RANK	LAST 10 GAMES	STRENGTH OF SCHEDULE	OPP. STRENGTH OF SCHEDULE	TEAM RPI	ADJ. RPI	CONF. RPI	ADJ CONF. RPI
Average RPI Loss: 131										
DIV. I ONLY		9- 6	118	8-2	323	216	214	214	21	21
DIV. I NON-CONF.		7- 5	132	0- 0	317	222	225	225	21	21
TOTALS		RPI 1-25	RPI 26-50	W-L RECORDS		RPI 51-100	RPI 101-150	RPI 150+		
9- 6	0- 0		0- 0	OVERALL		0- 1	0- 3	9- 2		
5- 3	0- 0		0- 0	HOME		0- 1	0- 0	5- 2		
4- 3	0- 0		0- 0	AWAY		0- 0	0- 3	4- 0		
0- 0	0- 0		0- 0	NEUTRAL		0- 0	0- 0	0- 0		
7- 5	0- 0		0- 0	NON-CONFERENCE		0- 1	0- 2	7- 2		
3- 3	0- 0		0- 0	HOME		0- 1	0- 0	3- 2		
4- 2	0- 0		0- 0	AWAY		0- 0	0- 2	4- 0		
0- 0	0- 0		0- 0	NEUTRAL		0- 0	0- 0	0- 0		
2- 1	0- 0		0- 0	CONFERENCE		0- 0	0- 1	2- 0		
2- 0	0- 0		0- 0	HOME		0- 0	0- 0	2- 0		
0- 1	0- 0		0- 0	AWAY		0- 0	0- 1	0- 0		
0- 0	0- 0		0- 0	NEUTRAL		0- 0	0- 0	0- 0		

RPI 1-25				RPI 26-50				RPI 51-100				RPI 101+				Team's RPI: 214	
RPI	S	Opponent	Score	RPI	S	Opponent	Score	RPI	S	Opponent	Score	RPI	S	Opponent	Score		
								65	H	Paci fi c	64	72	104	A	UC Davi s	51	75
													111	A	Washing ton	74	83
													128	A	Port land	74	83
													174	H	Santa Clara	60	64
													206	H	San Diego St.	72	83
													218	H	Utah Valley	56	55
													226	H	Dartmouth	67	62
													262	A	Columbi a	61	58
													270	H	CSU Bakersfi el d	64	56
													271	H	Hawai i	72	68
													286	A	Cal i forni a Baptist	79	65
													303	A	Saint Peter' s	69	45
													307	H	Cal Poly	78	64
													336	A	Seattle U	57	54
LAST 12 Division I GAMES:																	
								65	H	Paci fi c	64	72	307	H	Cal Poly	78	64
								303	A	Saint Peter' s	69	45	104	A	UC Davi s	51	75
								262	A	Columbi a	61	58	271	H	Hawai i	72	68
								270	H	CSU Bakersfi el d	64	56	218	H	Utah Valley	56	55
								226	H	Dartmouth	67	62	174	H	Santa Clara	60	64
								128	A	Port land	74	83	206	H	San Diego St.	72	83

Non-Div I Games:	Antelope Valley	77	65
------------------	-----------------	----	----

Cal St. Fullerton

■ Loss, ■ Non-Conf, S Site, H Home A Away N Neutral

Cal i forni a					Through Games Of Jan. 21, 2019						
Average RPI	Win:	116	WON-LOST	WINNING	LAST 10	STRENGTH OF	OPP. STRENGTH	TEAM	ADJ.	CONF.	ADJ CONF.
Average RPI	Loss:	40	RECORD	PCT. RANK	GAMES	SCHEDULE	OF SCHEDULE	RPI	RPI	RPI	RPI
DIV. I ONLY		12- 5	68	5-5	34	9	30	30	2	2	
DIV. I NON-CONF.		9- 2	43	0- 0	26	48	15	15	2	2	

TOTALS	RPI 1-25		RPI 26-50		W-L RECORDS	RPI 51-100		RPI 101-150		RPI 150+	
12- 5	1- 2		2- 0		OVERALL	3- 3		3- 0		3- 0	
6- 3	0- 1		1- 0		HOME	1- 2		2- 0		2- 0	
4- 2	1- 1		1- 0		AWAY	0- 1		1- 0		1- 0	
2- 0	0- 0		0- 0		NEUTRAL	2- 0		0- 0		0- 0	
9- 2	1- 1		1- 0		NON-CONFERENCE	2- 1		2- 0		3- 0	
3- 2	0- 1		0- 0		HOME	0- 1		1- 0		2- 0	
4- 0	1- 0		1- 0		AWAY	0- 0		1- 0		1- 0	
2- 0	0- 0		0- 0		NEUTRAL	2- 0		0- 0		0- 0	
3- 3	0- 1		1- 0		CONFERENCE	1- 2		1- 0		0- 0	
3- 1	0- 0		1- 0		HOME	1- 1		1- 0		0- 0	
0- 2	0- 1		0- 0		AWAY	0- 1		0- 0		0- 0	
0- 0	0- 0		0- 0		NEUTRAL	0- 0		0- 0		0- 0	

RPI 1-25				RPI 26-50				RPI 51-100				RPI 101+			
RPI	S	Opponent	Score	RPI	S	Opponent	Score	RPI	S	Opponent	Score	RPI	S	Opponent	Score
7	H	UConn	66 76	46	A	Saint Mary's (CA)	81 78	56	H	UCLA	79 84	111	H	Washington	79 70
14	A	Ari zona St.	61 62	49	H	Southern Cal i forni a	66 59	57	A	Ari zona	55 60	114	A	Penn St.	75 58
20	A	BYU	70 52					65	N	Paci fi c	81 69	116	H	Houston	80 79
								66	H	Harvard	79 85	154	H	CSUN	67 42
								85	N	Tul ane	65 57	241	A	San Di ego	70 53
								92	H	Washi ngton St.	77 63	298	H	UC Santa Barbara	69 45

LAST 12 Di vi si on I GAMES:															
49	H	Southern Cal i forni a	66 59	111	H	Washington	79 70								
56	H	UCLA	79 84	92	H	Washi ngton St.	77 63								
66	H	Harvard	79 85	14	A	Ari zona St.	61 62								
7	H	UConn	66 76	57	A	Ari zona	55 60								
298	H	UC Santa Barbara	69 45	154	H	CSUN	67 42								
46	A	Saint Mary's (CA)	81 78	241	A	San Di ego	70 53								

Non-Di v I Games:

Cal i forni a

Average RPI Win: 271		WON-LOST RECORD	WINNING PCT. RANK	LAST 10 GAMES	STRENGTH OF SCHEDULE	OPP. STRENGTH OF SCHEDULE	TEAM RPI	ADJ. RPI	CONF. RPI	ADJ CONF. RPI
Average RPI Loss: 176										
DIV. I ONLY		4- 9	269	7-3	280	245	286	286	29	29
DIV. I NON-CONF.		3- 6	241	0- 0	255	225	256	256	30	30
TOTALS		RPI 1-25	RPI 26-50	W-L RECORDS	RPI 51-100	RPI 101-150	RPI 150+			
4- 9	0- 1		0- 0	OVERALL	0- 0	0- 1	4- 7			
2- 3	0- 0		0- 0	HOME	0- 0	0- 1	2- 2			
2- 5	0- 0		0- 0	AWAY	0- 0	0- 0	2- 5			
0- 1	0- 1		0- 0	NEUTRAL	0- 0	0- 0	0- 0			
3- 6	0- 1		0- 0	NON-CONFERENCE	0- 0	0- 1	3- 4			
1- 2	0- 0		0- 0	HOME	0- 0	0- 1	1- 1			
2- 3	0- 0		0- 0	AWAY	0- 0	0- 0	2- 3			
0- 1	0- 1		0- 0	NEUTRAL	0- 0	0- 0	0- 0			
1- 3	0- 0		0- 0	CONFERENCE	0- 0	0- 0	1- 3			
1- 1	0- 0		0- 0	HOME	0- 0	0- 0	1- 1			
0- 2	0- 0		0- 0	AWAY	0- 0	0- 0	0- 2			
0- 0	0- 0		0- 0	NEUTRAL	0- 0	0- 0	0- 0			

RPI 1-25				RPI 26-50				RPI 51-100				RPI 101+ Team' s RPI: 286			
RPI	S	Opponent	Score	RPI	S	Opponent	Score	RPI	S	Opponent	Score	RPI	S	Opponent	Score
20	N	BYU	69 76									118	H	Idaho St.	57 72
												154	A	CSUN	67 73
												178	A	New Mexico St.	69 76
												186	H	UC Ri versi de	65 57
												192	H	UMKC	74 78
												206	A	San Diego St.	67 83
												214	H	Cal St. Fullerton	65 79
												248	A	UTRGV	56 60
												255	A	Northern Ari z.	88 91
												258	A	Long Beach St.	85 83
												298	A	UC Santa Barbara	76 64
												343	H	Chi cago St.	89 52
LAST 12 Di vi si on I GAMES:															
298	A	UC Santa Barbara	76 64	343	H	Chi cago St.	89 52								
186	H	UC Ri versi de	65 57	192	H	UMKC	74 78								
154	A	CSUN	67 73	248	A	UTRGV	56 60								
20	N	BYU	69 76	178	A	New Mexico St.	69 76								
206	A	San Diego St.	67 83	214	H	Cal St. Fullerton	65 79								
255	A	Northern Ari z.	88 91	258	A	Long Beach St.	85 83								

Non-Di v I Games:	La Sierra	91	44	Notre Dame de Namur	80	47	Fresno Paci fi c	93	71	Westcl i ff	133	43	Cal i forni a Bapti st
-------------------	-----------	----	----	---------------------	----	----	------------------	----	----	-------------	-----	----	------------------------

Average RPI Win: 297

Average RPI Loss: 175

WON-LOST
RECORDWINNING
PCT. RANKLAST 10
GAMESSTRENGTH OF
SCHEDULEOPP. STRENGTH
OF SCHEDULETEAM
RPIADJ.
RPICONF.
RPIADJ CONF.
RPIDIV. I ONLY
DIV. I NON-CONF.9- 6
6- 3118
915-5
1- 0327
313317
282244
203244
20328
2928
29

TOTALS

RPI 1-25

RPI 26-50

W-L RECORDS

RPI 51-100

RPI 101-150

RPI 150+

9- 6 0- 0
4- 4 0- 0
4- 2 0- 0
1- 0 0- 00- 0
0- 0
0- 0
0- 0OVERALL
HOME
AWAY
NEUTRAL0- 2
0- 1
0- 1
0- 00- 0
0- 0
0- 0
0- 09- 4
4- 3
4- 1
1- 06- 3 0- 0
2- 2 0- 0
3- 1 0- 0
1- 0 0- 00- 0
0- 0
0- 0
0- 0NON-CONFERENCE
HOME
AWAY
NEUTRAL0- 2
0- 1
0- 1
0- 00- 0
0- 0
0- 0
0- 06- 1
2- 1
3- 0
1- 03- 3 0- 0
2- 2 0- 0
1- 1 0- 0
0- 0 0- 00- 0
0- 0
0- 0
0- 0CONFERENCE
HOME
AWAY
NEUTRAL0- 0
0- 0
0- 0
0- 00- 0
0- 0
0- 0
0- 03- 3
2- 2
1- 1
0- 0

RPI 1-25

RPI S Opponent Score

RPI 26-50

RPI S Opponent Score

RPI 51-100

RPI S Opponent Score

RPI 101+

Team's RPI: 244

RPI S Opponent Score

55 H Old Domini on 59 83
77 A Boston Col lege 56 76195 A UNC Asheville 52 60
207 H Hampton 52 46
221 H Howard 64 69
233 H Gardner-Webb 38 52
254 A Norfolk St. 57 49
267 H Winthrop 46 59
294 H Col. of Charleston 66 65
299 N Omaha 65 52
310 A FIU 59 54
321 H UNC Greensboro 53 49
326 A Western Caro. 63 37
330 H Presbyterian 51 46
333 A Charleston So. 60 58

LAST 12 Division I GAMES:

333 A Charleston So. 60 58 310 A FIU 59 54
233 H Gardner-Webb 38 52 207 H Hampton 52 46
330 H Presbyterian 51 46 267 H Winthrop 46 59
77 A Boston College 56 76 195 A UNC Asheville 52 60
221 H Howard 64 69 299 N Omaha 65 52
321 H UNC Greensboro 53 49 254 A Norfolk St. 57 49C
a
m
p
b
e
l
IC
a
m
p
b
e
l
I

Non-Div I Games: William Peace 65 36 Columbia (SC) 93 46

Campbel I

Loss, Non-Conf, S Site, H Home A Away N Neutral

Average RPI Win:	307	WON-LOST	WINNING	LAST 10	STRENGTH OF	OPP. STRENGTH	TEAM	ADJ.	CONF.	ADJ CONF.
Average RPI Loss:	171	RECORD	PCT. RANK	GAMES	SCHEDULE	OF SCHEDULE	RPI	RPI	RPI	RPI
DIV. I ONLY	6- 11	248	5-5	291	252	293	293	27	27	
DIV. I NON-CONF.	2- 9	297	0- 0	262	258	326	326	28	28	

TOTALS	RPI 1-25	RPI 26-50	W-L RECORDS	RPI 51-100	RPI 101-150	RPI 150+				
6- 11	0- 0	0- 1	OVERALL	0- 2	0- 2	6- 6				
3- 7	0- 0	0- 1	HOME	0- 2	0- 2	3- 2				
3- 4	0- 0	0- 0	AWAY	0- 0	0- 0	3- 4				
0- 0	0- 0	0- 0	NEUTRAL	0- 0	0- 0	0- 0				
2- 9	0- 0	0- 1	NON-CONFERENCE	0- 1	0- 1	2- 6				
1- 5	0- 0	0- 1	HOME	0- 1	0- 1	1- 2				
1- 4	0- 0	0- 0	AWAY	0- 0	0- 0	1- 4				
0- 0	0- 0	0- 0	NEUTRAL	0- 0	0- 0	0- 0				
4- 2	0- 0	0- 0	CONFERENCE	0- 1	0- 1	4- 0				
2- 2	0- 0	0- 0	HOME	0- 1	0- 1	2- 0				
2- 0	0- 0	0- 0	AWAY	0- 0	0- 0	2- 0				
0- 0	0- 0	0- 0	NEUTRAL	0- 0	0- 0	0- 0				

RPI 1-25				RPI 26-50				RPI 51-100				RPI 101+ Team's RPI: 293			
RPI	S	Opponent	Score	RPI	S	Opponent	Score	RPI	S	Opponent	Score	RPI	S	Opponent	Score
				36	H	Buffal o	66 84	69	H	Qui nni pi ac	42 55	121	H	Youngstown St.	36 62
								97	H	Mi ami (OH)	59 62	135	H	Marist	66 71
												179	A	Akron	53 62
												230	H	Bowling Green	53 74
												232	A	Colgate	53 67
												238	A	St. Bonaventure	94 100
												248	H	UTRGV	53 57
												274	H	Vermont	67 46
												284	A	Albany (NY)	48 42
												296	A	Oakland	60 71
												303	A	Saint Peter's	75 62
												312	H	Fairfield	53 50
												327	A	Iona	48 40
												341	H	Manhattan	47 44

LAST 12 Division I GAMES:															
				135	H	Marist	66 71	69	H	Qui nni pi ac	42 55				
				341	H	Manhattan	47 44	312	H	Fairfield	53 50				
				274	H	Vermont	67 46	303	A	Saint Peter's	75 62				
				179	A	Akron	53 62	327	A	Iona	48 40				
				230	H	Bowling Green	53 74	121	H	Youngstown St.	36 62				
				36	H	Buffal o	66 84	284	A	Albany (NY)	48 42				

Non-Div I Games:

Canisius

Average RPI Win:	333	WON-LOST	WINNING	LAST 10	STRENGTH OF	OPP. STRENGTH	TEAM	ADJ.	CONF.	ADJ CONF.
Average RPI Loss:	168	RECORD	PCT. RANK	GAMES	SCHEDULE	OF SCHEDULE	RPI	RPI	RPI	RPI
DIV. I ONLY	2- 10	319	2-8	282	277	328	328	26	26	
DIV. I NON-CONF.	1- 5	311	0- 0	249	233	290	290	22	22	
<hr/>										
TOTALS	RPI 1-25	RPI 26-50	W-L RECORDS	RPI 51-100	RPI 101-150	RPI 150+				
2- 10	0- 0	0- 2	OVERALL	0- 1	0- 2	2- 5				
1- 3	0- 0	0- 0	HOME	0- 0	0- 1	1- 2				
1- 7	0- 0	0- 2	AWAY	0- 1	0- 1	1- 3				
0- 0	0- 0	0- 0	NEUTRAL	0- 0	0- 0	0- 0				
1- 5	0- 0	0- 2	NON-CONFERENCE	0- 0	0- 2	1- 1				
0- 1	0- 0	0- 0	HOME	0- 0	0- 1	0- 0				
1- 4	0- 0	0- 2	AWAY	0- 0	0- 1	1- 1				
0- 0	0- 0	0- 0	NEUTRAL	0- 0	0- 0	0- 0				
1- 5	0- 0	0- 0	CONFERENCE	0- 1	0- 0	1- 4				
1- 2	0- 0	0- 0	HOME	0- 0	0- 0	1- 2				
0- 3	0- 0	0- 0	AWAY	0- 1	0- 0	0- 2				
0- 0	0- 0	0- 0	NEUTRAL	0- 0	0- 0	0- 0				

RPI 1-25				RPI 26-50				RPI 51-100				RPI 101+				Team's RPI: 328
RPI	S	Opponent	Score	RPI	S	Opponent	Score	RPI	S	Opponent	Score	RPI	S	Opponent	Score	
				31	A	Texas A&M	27 84	60	A	Lamar University	37 57	137	A	Oklahoma	52 65	
				42	A	Kansas St.	54 70					140	H	South Alabama	50 58	
												212	H	Nicholls St.	60 64	
												215	A	Sam Houston St.	62 66	
												236	A	Southeastern La.	53 62	
												272	H	A&M-Corpus Christi	65 73	
												316	H	Incarnate Word	74 43	
												334	A	Jackson St.	56 65	
												350	A	Alcorn	57 46	
<hr/>																
LAST 12 Division I GAMES:																
				236	A	Southeastern La.	53 62	212	H	Nicholls St.	60 64					
				272	H	A&M-Corpus Christi	65 73	316	H	Incarnate Word	74 43					
				42	A	Kansas St.	54 70	60	A	Lamar University	37 57					
				31	A	Texas A&M	27 84	215	A	Sam Houston St.	62 66					
				137	A	Oklahoma	52 65	140	H	South Alabama	50 58					
				350	A	Alcorn	57 46	334	A	Jackson St.	56 65					

Non-Div I Games: Central Baptist 55 34 Crowley's Ridge 91 33 Williams Baptist 70 35 Hendrix 72 40 Central Ark.

Average RPI Win:	291	WON-LOST	WINNING	LAST 10	STRENGTH OF	OPP. STRENGTH	TEAM	ADJ.	CONF.	ADJ CONF.
Average RPI Loss:	177	RECORD	PCT. RANK	GAMES	SCHEDULE	OF SCHEDULE	RPI	RPI	RPI	RPI
DIV. I ONLY	4- 12	291	3-7	249	281	295	295	31	31	
DIV. I NON-CONF.	3- 7	256	0- 0	147	192	220	220	31	31	

TOTALS	RPI 1-25	RPI 26-50	W-L RECORDS	RPI 51-100	RPI 101-150	RPI 150+				
4- 12	0- 1	0- 1	OVERALL	0- 1	0- 2	4- 7				
2- 5	0- 0	0- 1	HOME	0- 1	0- 1	2- 2				
2- 7	0- 1	0- 0	AWAY	0- 0	0- 1	2- 5				
0- 0	0- 0	0- 0	NEUTRAL	0- 0	0- 0	0- 0				
3- 7	0- 1	0- 1	NON-CONFERENCE	0- 1	0- 2	3- 2				
1- 3	0- 0	0- 1	HOME	0- 1	0- 1	1- 0				
2- 4	0- 1	0- 0	AWAY	0- 0	0- 1	2- 2				
0- 0	0- 0	0- 0	NEUTRAL	0- 0	0- 0	0- 0				
1- 5	0- 0	0- 0	CONFERENCE	0- 0	0- 0	1- 5				
1- 2	0- 0	0- 0	HOME	0- 0	0- 0	1- 2				
0- 3	0- 0	0- 0	AWAY	0- 0	0- 0	0- 3				
0- 0	0- 0	0- 0	NEUTRAL	0- 0	0- 0	0- 0				

RPI 1-25				RPI 26-50				RPI 51-100				RPI 101+ Team's RPI: 295			
RPI	S	Opponent	Score	RPI	S	Opponent	Score	RPI	S	Opponent	Score	RPI	S	Opponent	Score
16	A	Rutgers	44 73	36	H	Buffal o	69 82	93	H	Hartford	52 54	112	A	Yale	46 58
												139	H	Lehi gh	62 88
												181	A	Massachusetts	59 74
												202	A	Brown	63 68
												209	A	Sacred Heart	61 66
												234	A	Mt. St. Mary's	53 84
												235	H	Robert Morris	57 64
												253	H	Saint Francis (PA)	73 62
												284	A	Al bany (NY)	60 53
												308	H	New Hampshi re	56 47
												317	H	Wagner	63 75
												318	A	Morgan St.	60 36
												347	A	Fai rlei gh Di ckin son	67 74
LAST 12 Division I GAMES:															
317	H	Wagner	63 75	235	H	Robert Morris	57 64								
209	A	Sacred Heart	61 66	253	H	Saint Francis (PA)	73 62								
93	H	Hartford	52 54	234	A	Mt. St. Mary's	53 84								
112	A	Yale	46 58	347	A	Fai rlei gh Di ckin son	67 74								
308	H	New Hampshi re	56 47	36	H	Buffal o	69 82								
284	A	Al bany (NY)	60 53	318	A	Morgan St.	60 36								

Non-Div I Games:

Central Conn. St.

Average RPI Win:	126	WON-LOST	WINNING	LAST 10	STRENGTH OF	OPP. STRENGTH	TEAM	ADJ.	CONF.	ADJ CONF.
Average RPI Loss:	53	RECORD	PCT. RANK	GAMES	SCHEDULE	OF SCHEDULE	RPI	RPI	RPI	RPI
DIV. I ONLY	13- 4	42	7-3	28	37	19	19	8	8	
DIV. I NON-CONF.	9- 3	61	0- 0	89	6	35	35	8	8	

TOTALS	RPI 1-25	RPI 26-50	W-L RECORDS	RPI 51-100	RPI 101-150	RPI 150+				
13- 4	1- 1	2- 1	OVERALL	4- 2	2- 0	4- 0				
4- 3	1- 1	0- 1	HOME	0- 1	1- 0	2- 0				
8- 0	0- 0	2- 0	AWAY	4- 0	0- 0	2- 0				
1- 1	0- 0	0- 0	NEUTRAL	0- 1	1- 0	0- 0				
9- 3	1- 1	1- 1	NON-CONFERENCE	2- 1	2- 0	3- 0				
3- 2	1- 1	0- 1	HOME	0- 0	1- 0	1- 0				
5- 0	0- 0	1- 0	AWAY	2- 0	0- 0	2- 0				
1- 1	0- 0	0- 0	NEUTRAL	0- 1	1- 0	0- 0				
4- 1	0- 0	1- 0	CONFERENCE	2- 1	0- 0	1- 0				
1- 1	0- 0	0- 0	HOME	0- 1	0- 0	1- 0				
3- 0	0- 0	1- 0	AWAY	2- 0	0- 0	0- 0				
0- 0	0- 0	0- 0	NEUTRAL	0- 0	0- 0	0- 0				

RPI	S	Opponent	Score	RPI	S	Opponent	Score	RPI	S	Opponent	Score	RPI	S	Opponent	Score
5	H	Louisville	68 72	26	H	South Dakota St.	71 80	69	A	Quinnipiac	67 52	110	H	Western Ky.	108 90
17	H	UCF	75 68	35	A	Miami (FL)	90 80	76	A	Kent St.	82 75	129	N	Chattanooga	73 50
				39	A	Ohio	88 70	85	N	Tulane	57 68	172	A	Vanderbilt	66 57
								95	A	Northern Ill.	89 66	179	H	Akron	94 71
								97	H	Miami (OH)	67 70	296	H	Oakland	104 61
								98	A	Virginia	74 61	327	A	Iona	82 39

LAST 12 Division I GAMES:															
179	H	Akron	94 71	76	A	Kent St.	82 75								
35	A	Miami (FL)	90 80	97	H	Miami (OH)	67 70								
85	N	Tulane	57 68	95	A	Northern Ill.	89 66								
5	H	Louisville	68 72	39	A	Ohio	88 70								
172	A	Vanderbilt	66 57	327	A	Iona	82 39								
69	A	Quinnipiac	67 52	129	N	Chattanooga	73 50								

Non-Div I Games:

Central Mich.

Average RPI Win:	343	WON-LOST	WINNING	LAST 10	STRENGTH OF	OPP. STRENGTH	TEAM	ADJ.	CONF.	ADJ CONF.
Average RPI Loss:	211	RECORD	PCT. RANK	GAMES	SCHEDULE	OF SCHEDULE	RPI	RPI	RPI	RPI
DIV. I ONLY	2- 12	328	4-6	297	337	333	333	28	28	
DIV. I NON-CONF.	0- 8	336	0- 0	278	309	347	347	29	29	

TOTALS	RPI 1-25	RPI 26-50	W-L RECORDS	RPI 51-100	RPI 101-150	RPI 150+				
2- 12	0- 0	0- 0	OVERALL	0- 0	0- 4	2- 8				
0- 6	0- 0	0- 0	HOME	0- 0	0- 3	0- 3				
2- 6	0- 0	0- 0	AWAY	0- 0	0- 1	2- 5				
0- 0	0- 0	0- 0	NEUTRAL	0- 0	0- 0	0- 0				
0- 8	0- 0	0- 0	NON-CONFERENCE	0- 0	0- 3	0- 5				
0- 3	0- 0	0- 0	HOME	0- 0	0- 2	0- 1				
0- 5	0- 0	0- 0	AWAY	0- 0	0- 1	0- 4				
0- 0	0- 0	0- 0	NEUTRAL	0- 0	0- 0	0- 0				
2- 4	0- 0	0- 0	CONFERENCE	0- 0	0- 1	2- 3				
0- 3	0- 0	0- 0	HOME	0- 0	0- 1	0- 2				
2- 1	0- 0	0- 0	AWAY	0- 0	0- 0	2- 1				
0- 0	0- 0	0- 0	NEUTRAL	0- 0	0- 0	0- 0				

RPI 1-25				RPI 26-50				RPI 51-100				RPI 101+ Team's RPI: 333			
RPI	S	Opponent	Score	RPI	S	Opponent	Score	RPI	S	Opponent	Score	RPI	S	Opponent	Score
												107	H	Tennessee Tech	55 77
												119	A	Georgia	75 83
												138	H	Radford	41 67
												148	H	Davi dson	34 72
												203	H	Jacksonville	58 68
												207	H	Hampton	66 74
												213	A	Florida	60 70
												244	H	Campbel l	58 60
												267	A	Winthrop	52 57
												291	A	North Florida	76 82
												294	A	Col. of Charleston	52 79
												304	A	South Carolina St.	58 67
												340	A	USC Upstate	78 75
												345	A	Longwood	81 74

LAST 12 Division I GAMES:															
				267	A	Winthrop	52 57	340	A	USC Upstate	78 75				
				207	H	Hampton	66 74	138	H	Radford	41 67				
				213	A	Florida	60 70	345	A	Longwood	81 74				
				294	A	Col. of Charleston	52 79	244	H	Campbell	58 60				
				119	A	Georgia	75 83	203	H	Jacksonville	58 68				
				291	A	North Florida	76 82	107	H	Tennessee Tech	55 77				

Non-Div I Games: Converse 101 50 Col umbi a (SC) 89 57 Erski ne 74 50 Charleston So.

Average RPI Win:	220	WON-LOST	WINNING	LAST 10	STRENGTH OF	OPP. STRENGTH	TEAM	ADJ.	CONF.	ADJ CONF.
Average RPI Loss:	154	RECORD	PCT. RANK	GAMES	SCHEDULE	OF SCHEDULE	RPI	RPI	RPI	RPI
DIV. I ONLY	10- 8	143	5-5	206	186	170	170	16	16	
DIV. I NON-CONF.	8- 4	91	1- 0	117	241	94	94	19	19	

TOTALS	RPI 1-25	RPI 26-50	W-L RECORDS	RPI 51-100	RPI 101-150	RPI 150+				
10- 8	0- 0	0- 0	OVERALL	1- 1	2- 4	7- 3				
8- 1	0- 0	0- 0	HOME	1- 0	1- 1	6- 0				
1- 7	0- 0	0- 0	AWAY	0- 1	1- 3	0- 3				
1- 0	0- 0	0- 0	NEUTRAL	0- 0	0- 0	1- 0				
8- 4	0- 0	0- 0	NON-CONFERENCE	1- 1	2- 2	5- 1				
6- 1	0- 0	0- 0	HOME	1- 0	1- 1	4- 0				
1- 3	0- 0	0- 0	AWAY	0- 1	1- 1	0- 1				
1- 0	0- 0	0- 0	NEUTRAL	0- 0	0- 0	1- 0				
2- 4	0- 0	0- 0	CONFERENCE	0- 0	0- 2	2- 2				
2- 0	0- 0	0- 0	HOME	0- 0	0- 0	2- 0				
0- 4	0- 0	0- 0	AWAY	0- 0	0- 2	0- 2				
0- 0	0- 0	0- 0	NEUTRAL	0- 0	0- 0	0- 0				

RPI 1-25				RPI 26-50				RPI 51-100				RPI 101+				Team's RPI: 170
RPI	S	Opponent	Score	RPI	S	Opponent	Score	RPI	S	Opponent	Score	RPI	S	Opponent	Score	
								81	H	Wright St.	88 85	110	A	Western Ky.	58	76
								98	A	Virginia	61 65	115	H	Wake Forest	43	69
												134	A	Louisiana Tech	51	88
												139	A	Lehigh	62	60
												141	A	Fordham	64	71
												148	H	Davidson	78	66
												180	A	Mercer	40	57
												195	H	UNC Asheville	70	53
												211	A	Southern Miss.	54	65
												222	H	East Carolina	52	46
												240	A	Marshall	62	63
												264	N	Liberty	63	61
												273	H	Wofford	85	63
												277	H	Bethune-Cookman	73	69
												290	H	Fla. Atlantic	68	47
												310	H	FIU	69	54

LAST 12 Division I GAMES:																
310	H	FIU	69 54	139	A	Lehigh	62 60									
240	A	Marshall	62 63	134	A	Louisiana Tech	51 88									
110	A	Western Ky.	58 76	211	A	Southern Miss.	54 65									
98	A	Virginia	61 65	290	H	Fla. Atlantic	68 47									
277	H	Bethune-Cookman	73 69	81	H	Wright St.	88 85									
148	H	Davidson	78 66	180	A	Mercer	40 57									

Non-Div I Games:

Charlotte

Average RPI	Win:	215	WON-LOST	WINNING	LAST 10	STRENGTH OF	OPP. STRENGTH	TEAM	ADJ.	CONF.	ADJ CONF.
Average RPI	Loss:	54	RECORD	PCT. RANK	GAMES	SCHEDULE	OF SCHEDULE	RPI	RPI	RPI	RPI
DIV. I ONLY		7- 10	222	4-6	16	142	129	129	24	24	
DIV. I NON-CONF.		4- 10	264	1- 0	7	83	103	103	25	25	

TOTALS	RPI 1-25		RPI 26-50		W-L RECORDS	RPI 51-100		RPI 101-150		RPI 150+	
7- 10	0- 4		0- 1		OVERALL	1- 3		0- 2		6- 0	
4- 5	0- 2		0- 1		HOME	0- 1		0- 1		4- 0	
1- 3	0- 1		0- 0		AWAY	0- 1		0- 1		1- 0	
2- 2	0- 1		0- 0		NEUTRAL	1- 1		0- 0		1- 0	
4- 10	0- 4		0- 1		NON-CONFERENCE	1- 3		0- 2		3- 0	
1- 5	0- 2		0- 1		HOME	0- 1		0- 1		1- 0	
1- 3	0- 1		0- 0		AWAY	0- 1		0- 1		1- 0	
2- 2	0- 1		0- 0		NEUTRAL	1- 1		0- 0		1- 0	
3- 0	0- 0		0- 0		CONFERENCE	0- 0		0- 0		3- 0	
3- 0	0- 0		0- 0		HOME	0- 0		0- 0		3- 0	
0- 0	0- 0		0- 0		AWAY	0- 0		0- 0		0- 0	
0- 0	0- 0		0- 0		NEUTRAL	0- 0		0- 0		0- 0	

RPI 1-25				RPI 26-50				RPI 51-100				RPI 101+ Team's RPI: 129			
RPI	S	Opponent	Score	RPI	S	Opponent	Score	RPI	S	Opponent	Score	RPI	S	Opponent	Score
5	H	Louisville	49 75	26	H	South Dakota St.	54 71	68	N	Maine	66 61	108	A	Northern Colo.	65 68
8	H	NC State	58 78					70	N	Middle Tenn.	47 58	143	H	UT Martin	79 81
17	A	UCF	37 75					71	A	Virginia Tech	59 74	207	A	Hampton	58 50
19	N	Central Mich.	50 73					75	H	Belmont	51 67	208	N	Saint Louis	71 61
												237	H	ETSU	76 67
												247	H	Furman	73 53
												264	H	Liberty	75 60
												273	H	Wofford	89 82

LAST 12 Division I GAMES:															
70	N	Middle Tenn.	47 58	68	N	Maine	66 61	247	H	Furman	73 53				
8	H	NC State	58 78					273	H	Wofford	89 82				
75	H	Belmont	51 67					237	H	ETSU	76 67				
108	A	Northern Colo.	65 68					143	H	UT Martin	79 81				
26	H	South Dakota St.	54 71					19	N	Central Mich.	50 73				
17	A	UCF	37 75												

Non-Div I Games: Lee

61 55

Chattanooga

Average RPI Win:	337	WON-LOST	WINNING	LAST 10	STRENGTH OF	OPP. STRENGTH	TEAM	ADJ.	CONF.	ADJ CONF.
Average RPI Loss:	207	RECORD	PCT. RANK	GAMES	SCHEDULE	OF SCHEDULE	RPI	RPI	RPI	RPI
DIV. I ONLY	1- 16	345	1-9	219	343	343	343	29	29	
DIV. I NON-CONF.	0- 13	336	0- 0	140	342	337	337	30	30	
<hr/>										
TOTALS	RPI 1-25	RPI 26-50	W-L RECORDS	RPI 51-100	RPI 101-150	RPI 150+				
1- 16	0- 0	0- 0	OVERALL	0- 2	0- 0	1- 14				
1- 7	0- 0	0- 0	HOME	0- 0	0- 0	1- 7				
0- 8	0- 0	0- 0	AWAY	0- 2	0- 0	0- 6				
0- 1	0- 0	0- 0	NEUTRAL	0- 0	0- 0	0- 1				
0- 13	0- 0	0- 0	NON-CONFERENCE	0- 2	0- 0	0- 11				
0- 5	0- 0	0- 0	HOME	0- 0	0- 0	0- 5				
0- 7	0- 0	0- 0	AWAY	0- 2	0- 0	0- 5				
0- 1	0- 0	0- 0	NEUTRAL	0- 0	0- 0	0- 1				
1- 3	0- 0	0- 0	CONFERENCE	0- 0	0- 0	1- 3				
1- 2	0- 0	0- 0	HOME	0- 0	0- 0	1- 2				
0- 1	0- 0	0- 0	AWAY	0- 0	0- 0	0- 1				
0- 0	0- 0	0- 0	NEUTRAL	0- 0	0- 0	0- 0				

RPI 1-25				RPI 26-50				RPI 51-100				RPI 101+				Team's RPI: 343
RPI	S	Opponent	Score	RPI	S	Opponent	Score	RPI	S	Opponent	Score	RPI	S	Opponent	Score	
								80	A	Northwestern	35 97	155	H	UAB	45 90	
								95	A	Northern Ill.	52 114	162	A	Wisconsin	38 85	
												164	A	Morehead St.	68 104	
												173	A	Bradley	59 89	
												175	A	Xavier	57 91	
												192	H	UMKC	58 111	
												199	H	SIUE	66 82	
												202	H	Brown	65 90	
												223	A	Loyola Chicago	40 76	
												270	H	CSU Bakersfield	56 67	
												276	N	St. Francis Brooklyn	73 110	
												286	A	California Baptist	52 89	
												309	H	Valparaiso	70 76	
												337	H	Grand Canyon	50 48	
												344	H	Evansville	58 67	
<hr/>																
LAST 12 Division I GAMES:																
202	H	Brown	65 90	270	H	CSU Bakersfield	56 67									
173	A	Bradley	59 89	337	H	Grand Canyon	50 48									
95	A	Northern Ill.	52 114	286	A	California Baptist	52 89									
80	A	Northwestern	35 97	192	H	UMKC	58 111									
162	A	Wisconsin	38 85	309	H	Valparaiso	70 76									
199	H	SIUE	66 82	223	A	Loyola Chicago	40 76									

Non-Div I Games:

Chicago St.

Cincinnati

Cincinnati					Through Games Of Jan. 21, 2019						
Average RPI	Win:	210	WON-LOST	WINNING	LAST 10	STRENGTH OF	OPP. STRENGTH	TEAM	ADJ.	CONF.	ADJ CONF.
Average RPI	Loss:	79	RECORD	PCT. RANK	GAMES	SCHEDULE	OF SCHEDULE	RPI	RPI	RPI	RPI
DIV. I ONLY			11- 7	112	6-4	134	122	113	113	9	9
DIV. I NON-CONF.			8- 5	120	0- 0	196	181	151	151	9	9

TOTALS		RPI 1-25		RPI 26-50		W-L RECORDS		RPI 51-100	RPI 101-150	RPI 150+	
11- 7		0- 2		0- 0		OVERALL		0- 4	3- 0	8- 1	
9- 1		0- 0		0- 0		HOME		0- 1	2- 0	7- 0	
2- 6		0- 2		0- 0		AWAY		0- 3	1- 0	1- 1	
0- 0		0- 0		0- 0		NEUTRAL		0- 0	0- 0	0- 0	
8- 5		0- 0		0- 0		NON-CONFERENCE		0- 4	2- 0	6- 1	
7- 1		0- 0		0- 0		HOME		0- 1	2- 0	5- 0	
1- 4		0- 0		0- 0		AWAY		0- 3	0- 0	1- 1	
0- 0		0- 0		0- 0		NEUTRAL		0- 0	0- 0	0- 0	
3- 2		0- 2		0- 0		CONFERENCE		0- 0	1- 0	2- 0	
2- 0		0- 0		0- 0		HOME		0- 0	0- 0	2- 0	
1- 2		0- 2		0- 0		AWAY		0- 0	1- 0	0- 0	
0- 0		0- 0		0- 0		NEUTRAL		0- 0	0- 0	0- 0	

RPI 1-25				RPI 26-50				RPI 51-100				RPI 101+ Team's RPI: 113			
RPI	S	Opponent	Score	RPI	S	Opponent	Score	RPI	S	Opponent	Score	RPI	S	Opponent	Score
7	A	UConn	38 82					55	H	Old Dominion	72 76	112	H	Yale	66 52
17	A	UCF	55 56					91	A	Pittsburgh	48 65	126	H	VCU	66 54
								97	A	Miami (OH)	65 78	133	A	Tulsa	70 50
								100	A	Ohio St.	56 69	175	H	Xavier	79 61
												188	A	Ball St.	63 75
												208	A	Saint Louis	51 50
												221	H	Howard	85 51
												224	H	SMU	69 57
												231	H	Temple	72 52
												237	H	ETSU	77 64
												313	H	Austin Peay	69 48
												331	H	Lipscomb	71 55

LAST 12 Division I GAMES:															
224	H	SMU	69 57	133	A	Tulsa	70 50								
221	H	Howard	85 51	231	H	Temple	72 52								
175	H	Xavier	79 61	17	A	UCF	55 56								
126	H	VCU	66 54	7	A	UConn	38 82								
97	A	Miami (OH)	65 78	188	A	Ball St.	63 75								
100	A	Ohio St.	56 69	331	H	Lipscomb	71 55								

Non-Div I Games:

Cincinnati

Cincinnati

C
l
e
m
s
o
n

Clemson				Through Games Of Jan. 21, 2019							
Average RPI	Win:	138	WON-LOST	WINNING	LAST 10	STRENGTH OF	OPP. STRENGTH	TEAM	ADJ.	CONF.	ADJ CONF.
Average RPI	Loss:	67	RECORD	PCT. RANK	GAMES	SCHEDULE	OF SCHEDULE	RPI	RPI	RPI	RPI
DIV. I ONLY		14- 5	52	8-2	53	33	37	37	1	1	
DIV. I NON-CONF.		9- 4	85	1- 0	133	84	98	98	1	1	

TOTALS		RPI 1-25	RPI 26-50	W-L RECORDS		RPI 51-100	RPI 101-150	RPI 150+			
14- 5	1- 2	2- 1	OVERALL	3- 0	2- 2	6- 0					
10- 2	0- 1	1- 0	HOME	2- 0	1- 1	6- 0					
3- 2	1- 1	1- 0	AWAY	1- 0	0- 1	0- 0					
1- 1	0- 0	0- 1	NEUTRAL	0- 0	1- 0	0- 0					
9- 4	0- 1	0- 1	NON-CONFERENCE	1- 0	2- 2	6- 0					
8- 1	0- 0	0- 0	HOME	1- 0	1- 1	6- 0					
0- 2	0- 1	0- 0	AWAY	0- 0	0- 1	0- 0					
1- 1	0- 0	0- 1	NEUTRAL	0- 0	1- 0	0- 0					
5- 1	1- 1	2- 0	CONFERENCE	2- 0	0- 0	0- 0					
2- 1	0- 1	1- 0	HOME	1- 0	0- 0	0- 0					
3- 0	1- 0	1- 0	AWAY	1- 0	0- 0	0- 0					
0- 0	0- 0	0- 0	NEUTRAL	0- 0	0- 0	0- 0					

RPI 1-25				RPI 26-50		Team's RPI: 37		RPI 51-100		RPI 101+	
RPI	S	Opponent	Score	RPI	S	Opponent	Score	RPI	S	Opponent	Score
6	H	Syracuse	75 84	32	H	Georgia Tech	71 61	75	H	Belmont	65 62
18	A	South Carolina	57 69	35	A	Miami (FL)	76 67	91	A	Pittsburgh	65 59
22	A	Florida St.	57 45	45	N	Tennessee	66 78	98	H	Virginia	71 65

LAST 12 Division I GAMES:											
35	A	Miami (FL)	76 67	137	N	Oklahoma	74 62				
98	H	Virginia	71 65	91	A	Pittsburgh	65 59				
6	H	Syracuse	75 84	32	H	Georgia Tech	71 61				
109	H	Appalachian St.	87 48	22	A	Florida St.	57 45				
240	H	Marshall	68 54	171	H	Rhode Island	80 67				
148	H	Davidson	80 90	156	H	High Point	83 64				

Cleveland

Cleveland St.				Through Games Of Jan. 21, 2019						
Average RPI Win:	284	WON-LOST	WINNING	LAST 10	STRENGTH OF	OPP. STRENGTH	TEAM	ADJ.	CONF.	ADJ CONF.
Average RPI Loss:	143	RECORD	PCT. RANK	GAMES	SCHEDULE	OF SCHEDULE	RPI	RPI	RPI	RPI
DIV. I ONLY	5- 12	271	4-6	202	248	266	266	20	20	
DIV. I NON-CONF.	1- 8	322	0- 0	56	304	273	273	18	18	

TOTALS	RPI 1-25	RPI 26-50	W-L RECORDS	RPI 51-100	RPI 101-150	RPI 150+				
5- 12	0- 0	0- 1	OVERALL	0- 4	0- 0	5- 7				
3- 4	0- 0	0- 0	HOME	0- 2	0- 0	3- 2				
2- 7	0- 0	0- 1	AWAY	0- 1	0- 0	2- 5				
0- 1	0- 0	0- 0	NEUTRAL	0- 1	0- 0	0- 0				
1- 8	0- 0	0- 1	NON-CONFERENCE	0- 2	0- 0	1- 5				
1- 2	0- 0	0- 0	HOME	0- 1	0- 0	1- 1				
0- 5	0- 0	0- 1	AWAY	0- 0	0- 0	0- 4				
0- 1	0- 0	0- 0	NEUTRAL	0- 1	0- 0	0- 0				
4- 4	0- 0	0- 0	CONFERENCE	0- 2	0- 0	4- 2				
2- 2	0- 0	0- 0	HOME	0- 1	0- 0	2- 1				
2- 2	0- 0	0- 0	AWAY	0- 1	0- 0	2- 1				
0- 0	0- 0	0- 0	NEUTRAL	0- 0	0- 0	0- 0				

RPI 1-25				RPI 26-50				RPI 51-100				RPI 101+ Team's RPI: 266			
RPI	S	Opponent	Score	RPI	S	Opponent	Score	RPI	S	Opponent	Score	RPI	S	Opponent	Score
				39	A	Ohio	54 72	53	A	Green Bay	53 62	152	H	IUPUI	50 75
								81	H	Wright St.	65 70	173	H	Bradley	65 67
								85	N	Tulane	72 81	183	H	Illinois St.	67 63
								94	H	Toledo	60 65	184	A	Eastern Mich.	63 69
												185	A	Milwaukee	53 59
												188	A	Ball St.	62 67
												240	A	Marshall	64 86
												241	A	San Diego	82 83
												279	H	Northern Ky.	76 47
												296	A	Oakland	64 62
												329	A	Detroit Mercy	67 49
												335	H	UIC	71 53
LAST 12 Division I GAMES:															
				335	H	UIC	71 53	81	H	Wright St.	65 70				
				152	H	IUPUI	50 75	279	H	Northern Ky.	76 47				
				329	A	Detroit Mercy	67 49	185	A	Milwaukee	53 59				
				296	A	Oakland	64 62	53	A	Green Bay	53 62				
				173	H	Bradley	65 67	94	H	Toledo	60 65				
				240	A	Marshall	64 86	39	A	Ohio	54 72				

Non-Div I Games: Lake Erie 79 49 Salem (WV) 113 81 Cleveland St.

Average RPI Win: 298

Average RPI Loss: 117

WON-LOST
RECORDWINNING
PCT. RANKLAST 10
GAMESSTRENGTH OF
SCHEDULEOPP. STRENGTH
OF SCHEDULETEAM
RPIADJ.
RPICONF.
RPIADJ CONF.
RPI

DIV. I ONLY	6- 8	216	3-7	167	315	205	205	14	14
DIV. I NON-CONF.	6- 3	91	0- 0	288	338	191	191	15	15
TOTALS	RPI 1-25	RPI 26-50	W-L RECORDS	RPI 51-100	RPI 101-150	RPI 150+			
6- 8	0- 0	0- 1	OVERALL	0- 1	0- 5	6- 1			
4- 2	0- 0	0- 0	HOME	0- 1	0- 1	4- 0			
2- 4	0- 0	0- 0	AWAY	0- 0	0- 3	2- 1			
0- 2	0- 0	0- 1	NEUTRAL	0- 0	0- 1	0- 0			
6- 3	0- 0	0- 1	NON-CONFERENCE	0- 0	0- 1	6- 1			
4- 0	0- 0	0- 0	HOME	0- 0	0- 0	4- 0			
2- 1	0- 0	0- 0	AWAY	0- 0	0- 0	2- 1			
0- 2	0- 0	0- 1	NEUTRAL	0- 0	0- 1	0- 0			
0- 5	0- 0	0- 0	CONFERENCE	0- 1	0- 4	0- 0			
0- 2	0- 0	0- 0	HOME	0- 1	0- 1	0- 0			
0- 3	0- 0	0- 0	AWAY	0- 0	0- 3	0- 0			
0- 0	0- 0	0- 0	NEUTRAL	0- 0	0- 0	0- 0			

RPI 1-25				RPI 26-50				RPI 51-100				RPI 101+ Team's RPI: 205			
RPI	S	Opponent	Score	RPI	S	Opponent	Score	RPI	S	Opponent	Score	RPI	S	Opponent	Score
				47	N	Auburn	78 84					90	H	Troy	81 82
												102	N	Rice	52 56
												109	A	Appalachian St.	53 67
												124	A	UT Arlington	53 79
												136	A	Texas St.	58 73
												140	H	South Alabama	78 88
												186	A	UC Riverside	43 62
												230	H	Bowling Green	81 80
												257	H	Memphis	90 71
												304	H	South Carolina St.	57 44
												321	A	UNC Greensboro	78 71
												326	H	Western Caro.	77 59
												349	A	N.C. Central	89 66
LAST 12 Division I GAMES:															
				90	H	Troy	81 82	109	A	Appalachian St.	53 67				
				321	A	UNC Greensboro	78 71	124	A	UT Arlington	53 79				
				102	N	Rice	52 56	136	A	Texas St.	58 73				
				47	N	Auburn	78 84	140	H	South Alabama	78 88				
				349	A	N.C. Central	89 66	230	H	Bowling Green	81 80				
				257	H	Memphis	90 71	186	A	UC Riverside	43 62				

Non-Div I Games: N.C. Wesleyan 126 65 Meredith 128 39

Coastal Caro.

■ Loss,
 ■ Non-Conf,
 ■ S Site,
 ■ Home
 ■ Away
 N Neutral

Average RPI Win:	280	WON-LOST	WINNING	LAST 10	STRENGTH OF	OPP. STRENGTH	TEAM	ADJ.	CONF.	ADJ CONF.
Average RPI Loss:	194	RECORD	PCT. RANK	GAMES	SCHEDULE	OF SCHEDULE	RPI	RPI	RPI	RPI
DIV. I ONLY	4- 11	286	3-7	237	344	294	294	10	10	
DIV. I NON-CONF.	3- 7	256	0- 0	317	351	336	336	13	13	

TOTALS	RPI 1-25	RPI 26-50	W-L RECORDS	RPI 51-100	RPI 101-150	RPI 150+				
4- 11	0- 0	0- 0	OVERALL	0- 1	1- 3	3- 7				
2- 5	0- 0	0- 0	HOME	0- 1	0- 1	2- 3				
2- 6	0- 0	0- 0	AWAY	0- 0	1- 2	1- 4				
0- 0	0- 0	0- 0	NEUTRAL	0- 0	0- 0	0- 0				
3- 7	0- 0	0- 0	NON-CONFERENCE	0- 0	0- 1	3- 6				
2- 3	0- 0	0- 0	HOME	0- 0	0- 0	2- 3				
1- 4	0- 0	0- 0	AWAY	0- 0	0- 1	1- 3				
0- 0	0- 0	0- 0	NEUTRAL	0- 0	0- 0	0- 0				
1- 4	0- 0	0- 0	CONFERENCE	0- 1	1- 2	0- 1				
0- 2	0- 0	0- 0	HOME	0- 1	0- 1	0- 0				
1- 2	0- 0	0- 0	AWAY	0- 0	1- 1	0- 1				
0- 0	0- 0	0- 0	NEUTRAL	0- 0	0- 0	0- 0				

RPI 1-25				RPI 26-50				RPI 51-100				RPI 101+				Team's RPI: 294
RPI	S	Opponent	Score	RPI	S	Opponent	Score	RPI	S	Opponent	Score	RPI	S	Opponent	Score	
								59	H	James Madison	50 91	103	H	Towson	61 77	
												109	A	Appalachian St.	66 80	
												117	A	UNCW	49 71	
												150	A	William & Mary	66 54	
												189	A	Elon	68 76	
												198	A	George Mason	52 66	
												244	A	Campbell	65 66	
												247	H	Furman	67 70	
												267	H	Winthrop	64 71	
												273	A	Wofford	58 78	
												304	H	South Carolina St.	75 51	
												330	H	Presbyterian	65 71	
												331	A	Lipscomb	65 63	
												333	H	Charleston So.	79 52	

LAST 12 Division I GAMES:																
117	A	UNCW	49 71	59	H	James Madison	50 91	103	H	Towson	61 77					
198	A	George Mason	52 66	103	H	Towson	61 77	150	A	William & Mary	66 54					
330	H	Presbyterian	65 71	189	A	Elon	68 76	267	H	Winthrop	64 71					
333	H	Charleston So.	79 52	247	H	Furman	67 70									
331	A	Lipscomb	65 63													
109	A	Appalachian St.	66 80													

Non-Div I Games: North Greenville 95 62

Col. of Charleston

Colgate				Through Games Of Jan. 21, 2019															
Average RPI Win: 273		WON-LOST RECORD		WINNING PCT. RANK		LAST 10 GAMES		STRENGTH OF SCHEDULE		OPP. STRENGTH OF SCHEDULE		TEAM RPI		ADJ. RPI		CONF. RPI		ADJ CONF. RPI	
DIV. I ONLY		7- 9		205		5-5		253		326		232		232		19		19	
DIV. I NON-CONF.		4- 6		212		0- 0		314		339		294		294		24		24	
TOTALS		RPI 1-25		RPI 26-50		W-L RECORDS		RPI 51-100		RPI 101-150		RPI 150+							
7- 9		0- 0		0- 0		OVERALL		0- 2		0- 2		7- 5							
4- 3		0- 0		0- 0		HOME		0- 1		0- 0		4- 2							
3- 6		0- 0		0- 0		AWAY		0- 1		0- 2		3- 3							
0- 0		0- 0		0- 0		NEUTRAL		0- 0		0- 0		0- 0							
4- 6		0- 0		0- 0		NON-CONFERENCE		0- 1		0- 1		4- 4							
3- 1		0- 0		0- 0		HOME		0- 0		0- 0		3- 1							
1- 5		0- 0		0- 0		AWAY		0- 1		0- 1		1- 3							
0- 0		0- 0		0- 0		NEUTRAL		0- 0		0- 0		0- 0							
3- 3		0- 0		0- 0		CONFERENCE		0- 1		0- 1		3- 1							
1- 2		0- 0		0- 0		HOME		0- 1		0- 0		1- 1							
2- 1		0- 0		0- 0		AWAY		0- 0		0- 1		2- 0							
0- 0		0- 0		0- 0		NEUTRAL		0- 0		0- 0		0- 0							
RPI 1-25				RPI 26-50				RPI 51-100				RPI 101+				Team's RPI: 232			
RPI	S	Opponent	Score	RPI	S	Opponent	Score	RPI	S	Opponent	Score	RPI	S	Opponent	Score				
								52	H	Bucknell I	62 90	112	A	Yale	61 80				
								88	A	Dayton	58 67	127	A	American	57 76				
												163	A	Boston U.	81 72				
												196	H	Navy	49 62				
												198	A	George Mason	61 64				
												227	A	Holy Cross	70 67				
												241	A	Niagara	69 74				
												260	A	Siena	53 55				
												262	H	Columbia	84 71				
												289	A	UMass Lowell I	61 52				
												293	H	Canisius	67 53				
												315	H	NJIT	53 71				
												332	H	Lafayette	60 49				
												347	H	Fairleigh Dickinson	71 52				

Team's RPI: 232																			

LAST 12 Division I GAMES:																			
127	A	American	57 76	52	H	Bucknell I	62 90	163	A	Boston U.	81 72	196	H	Navy	49 62				
227	A	Holy Cross	70 67	332	H	Lafayette	60 49	260	A	Siena	53 55	262	H	Columbia	84 71				
241	A	Niagara	69 74																
315	H	NJIT	53 71																
289	A	UMass Lowell I	61 52																
347	H	Fairleigh Dickinson	71 52																

Non-Div I Games:

Colgate

Average RPI Win:	186	WON-LOST	WINNING	LAST 10	STRENGTH OF	OPP. STRENGTH	TEAM	ADJ.	CONF.	ADJ CONF.
Average RPI Loss:	56	RECORD	PCT. RANK	GAMES	SCHEDULE	OF SCHEDULE	RPI	RPI	RPI	RPI

DIV. I ONLY	10- 7	124	4-6	103	58	125	125	2	2
DIV. I NON-CONF.	10- 1	19	0- 0	235	104	45	45	2	2

TOTALS	RPI 1-25	RPI 26-50	W-L RECORDS	RPI 51-100	RPI 101-150	RPI 150+			
10- 7	0- 1	1- 3	OVERALL	0- 2	1- 1	8- 0			
8- 3	0- 1	1- 1	HOME	0- 1	1- 0	6- 0			
1- 4	0- 0	0- 2	AWAY	0- 1	0- 1	1- 0			
1- 0	0- 0	0- 0	NEUTRAL	0- 0	0- 0	1- 0			
10- 1	0- 0	1- 1	NON-CONFERENCE	0- 0	1- 0	8- 0			
8- 0	0- 0	1- 0	HOME	0- 0	1- 0	6- 0			
1- 1	0- 0	0- 1	AWAY	0- 0	0- 0	1- 0			
1- 0	0- 0	0- 0	NEUTRAL	0- 0	0- 0	1- 0			
0- 6	0- 1	0- 2	CONFERENCE	0- 2	0- 1	0- 0			
0- 3	0- 1	0- 1	HOME	0- 1	0- 0	0- 0			
0- 3	0- 0	0- 1	AWAY	0- 1	0- 1	0- 0			
0- 0	0- 0	0- 0	NEUTRAL	0- 0	0- 0	0- 0			

RPI S Opponent	Score	RPI S Opponent	Score	RPI S Opponent	Score	RPI S Opponent	Score	Team's RPI: 125
14 H Arizona St.	70 76	35 A Miami (FL)	58 73	57 H Arizona	67 69	108 H Northern Colo.	77 69	
		40 A Utah	59 78	92 A Washington St.	48 74	111 A Washington	58 68	
		40 H Utah	61 76			151 N Utah St.	78 68	
		44 H North Carolina	86 74			161 H Pepperdine	80 65	
						187 H Colorado St.	59 40	
						196 H Navy	59 43	
						204 H Prairie View	79 38	
						228 H Samford	81 39	
						261 A Nevada	65 52	
						320 H San Jose St.	76 64	

LAST 12 Division I GAMES:								
57 H Arizona	67 69	40 A Utah	59 78					
40 H Utah	61 76	92 A Washington St.	48 74					
228 H Samford	81 39	111 A Washington	58 68					
204 H Prairie View	79 38	14 H Arizona St.	70 76					
196 H Navy	59 43	35 A Miami (FL)	58 73					
320 H San Jose St.	76 64	161 H Pepperdine	80 65					

Non-Div I Games:

Col orado

Average RPI Win:	225	WON-LOST	WINNING	LAST 10	STRENGTH OF	OPP. STRENGTH	TEAM	ADJ.	CONF.	ADJ CONF.
Average RPI Loss:	91	RECORD	PCT. RANK	GAMES	SCHEDULE	OF SCHEDULE	RPI	RPI	RPI	RPI
DIV. I ONLY	5- 9	244	4-6	46	139	187	187	13	13	
DIV. I NON-CONF.	4- 5	190	0- 0	25	119	130	130	11	11	

TOTALS	RPI 1-25	RPI 26-50	W-L RECORDS	RPI 51-100	RPI 101-150	RPI 150+				
5- 9	0- 3	0- 1	OVERALL	0- 0	1- 3	4- 2				
5- 4	0- 1	0- 0	HOME	0- 0	1- 2	4- 1				
0- 5	0- 2	0- 1	AWAY	0- 0	0- 1	0- 1				
0- 0	0- 0	0- 0	NEUTRAL	0- 0	0- 0	0- 0				
4- 5	0- 3	0- 0	NON-CONFERENCE	0- 0	1- 2	3- 0				
4- 2	0- 1	0- 0	HOME	0- 0	1- 1	3- 0				
0- 3	0- 2	0- 0	AWAY	0- 0	0- 1	0- 0				
0- 0	0- 0	0- 0	NEUTRAL	0- 0	0- 0	0- 0				
1- 4	0- 0	0- 1	CONFERENCE	0- 0	0- 1	1- 2				
1- 2	0- 0	0- 0	HOME	0- 0	0- 1	1- 1				
0- 2	0- 0	0- 1	AWAY	0- 0	0- 0	0- 1				
0- 0	0- 0	0- 0	NEUTRAL	0- 0	0- 0	0- 0				

RPI 1-25				RPI 26-50				RPI 51-100				RPI 101+				Team's RPI: 187
RPI	S	Opponent	Score	RPI	S	Opponent	Score	RPI	S	Opponent	Score	RPI	S	Opponent	Score	
10	A	Gonzaga	39 50	41	A	New Mexico	58 70					108	H	Northern Colo.	47 53	
14	H	Arizona St.	39 70									125	A	Colorado	40 59	
20	A	BYU	42 51									131	H	Fresno St.	55 66	
												149	H	Denver	84 79	
												151	H	Utah St.	53 72	
												200	H	Cornell	56 53	
												219	A	Air Force	48 63	
												229	H	UNLV	52 49	
												255	H	Northern Ariz.	65 54	
												291	H	North Florida	61 59	
LAST 12 Division I GAMES:																
229	H	UNLV	52 49	151	H	Utah St.	53 72									
149	H	Denver	84 79	41	A	New Mexico	58 70									
20	A	BYU	42 51	219	A	Air Force	48 63									
14	H	Arizona St.	39 70	131	H	Fresno St.	55 66									
255	H	Northern Ariz.	65 54	10	A	Gonzaga	39 50									
291	H	North Florida	61 59	200	H	Cornell	56 53									

Non-Div I Games: Chadron St. 91 38 Eastern N.M. 72 46

Colorado St.

Average RPI Win:	233	WON-LOST	WINNING	LAST 10	STRENGTH OF	OPP. STRENGTH	TEAM	ADJ.	CONF.	ADJ CONF.
Average RPI Loss:	189	RECORD	PCT. RANK	GAMES	SCHEDULE	OF SCHEDULE	RPI	RPI	RPI	RPI
DIV. I ONLY	4- 10	280	2-8	198	286	262	262	11	11	
DIV. I NON-CONF.	4- 9	253	0- 0	213	283	259	259	10	10	

TOTALS	RPI 1-25	RPI 26-50	W-L RECORDS	RPI 51-100	RPI 101-150	RPI 150+				
4- 10	0- 0	0- 0	OVERALL	0- 1	0- 2	4- 7				
2- 3	0- 0	0- 0	HOME	0- 0	0- 1	2- 2				
2- 7	0- 0	0- 0	AWAY	0- 1	0- 1	2- 5				
0- 0	0- 0	0- 0	NEUTRAL	0- 0	0- 0	0- 0				
4- 9	0- 0	0- 0	NON-CONFERENCE	0- 1	0- 2	4- 6				
2- 3	0- 0	0- 0	HOME	0- 0	0- 1	2- 2				
2- 6	0- 0	0- 0	AWAY	0- 1	0- 1	2- 4				
0- 0	0- 0	0- 0	NEUTRAL	0- 0	0- 0	0- 0				
0- 1	0- 0	0- 0	CONFERENCE	0- 0	0- 0	0- 1				
0- 0	0- 0	0- 0	HOME	0- 0	0- 0	0- 0				
0- 1	0- 0	0- 0	AWAY	0- 0	0- 0	0- 1				
0- 0	0- 0	0- 0	NEUTRAL	0- 0	0- 0	0- 0				

RPI 1-25				RPI 26-50				RPI 51-100				RPI 101+				Team's RPI: 262
RPI	S	Opponent	Score	RPI	S	Opponent	Score	RPI	S	Opponent	Score	RPI	S	Opponent	Score	
								77	A	Boston College	60	74				
												116	H	Houston	72	83
												141	A	Fordham	49	68
												166	A	Illinois	69	76
												180	A	Mercer	72	68
												185	A	Milwaukee	65	78
												200	A	Cornell	51	60
												207	H	Hampton	88	63
												214	H	Cal St. Fullerton	58	61
												232	A	Colgate	71	84
												259	A	Hofstra	65	63
												278	A	Saint Joseph's	61	68
												284	H	Albany (NY)	58	62
												287	H	Army West Point	70	49
LAST 12 Division I GAMES:																
141	A	Fordham	49	68	200	A	Cornell	51	60							
214	H	Cal St. Fullerton	58	61	180	A	Mercer	72	68							
77	A	Boston College	60	74	207	H	Hampton	88	63							
278	A	Saint Joseph's	61	68	284	H	Albany (NY)	58	62							
232	A	Colgate	71	84	166	A	Illinois	69	76							
116	H	Houston	72	83	185	A	Milwaukee	65	78							

Non-Div I Games:

Columbia

Average RPI Win:	348	WON-LOST	WINNING	LAST 10	STRENGTH OF	OPP. STRENGTH	TEAM	ADJ.	CONF.	ADJ CONF.
Average RPI Loss:	175	RECORD	PCT. RANK	GAMES	SCHEDULE	OF SCHEDULE	RPI	RPI	RPI	RPI
DIV. I ONLY	1- 17	347	1-9	116	332	305	305	32	32	
DIV. I NON-CONF.	0- 12	336	0- 0	13	226	242	242	32	32	

TOTALS	RPI 1-25	RPI 26-50	W-L RECORDS	RPI 51-100	RPI 101-150	RPI 150+				
1- 17	0- 2	0- 1	OVERALL	0- 4	0- 1	1- 9				
0- 4	0- 0	0- 0	HOME	0- 0	0- 0	0- 4				
1- 12	0- 2	0- 1	AWAY	0- 4	0- 1	1- 4				
0- 1	0- 0	0- 0	NEUTRAL	0- 0	0- 0	0- 1				
0- 12	0- 2	0- 1	NON-CONFERENCE	0- 4	0- 1	0- 4				
0- 1	0- 0	0- 0	HOME	0- 0	0- 0	0- 1				
0- 10	0- 2	0- 1	AWAY	0- 4	0- 1	0- 2				
0- 1	0- 0	0- 0	NEUTRAL	0- 0	0- 0	0- 1				
1- 5	0- 0	0- 0	CONFERENCE	0- 0	0- 0	1- 5				
0- 3	0- 0	0- 0	HOME	0- 0	0- 0	0- 3				
1- 2	0- 0	0- 0	AWAY	0- 0	0- 0	1- 2				
0- 0	0- 0	0- 0	NEUTRAL	0- 0	0- 0	0- 0				

RPI 1-25				RPI 26-50				RPI 51-100				RPI 101+ Team's RPI: 305			
RPI	S	Opponent	Score	RPI	S	Opponent	Score	RPI	S	Opponent	Score	RPI	S	Opponent	Score
9	A	Mississippi St.	38 110	39	A	Ohio	62 87	55	A	Old Dominion	51 81	106	A	Minnesota	52 84
24	A	Maryland	36 93					82	A	FGCU	61 93	155	N	UAB	61 86
								98	A	Virginia	41 55	240	A	Marshall	67 88
								99	A	West Virginia	37 78	241	A	Niagara	69 71
												254	H	Norfolk St.	63 68
												268	A	N.C. A&T	42 66
												304	H	South Carolina St.	59 75
												314	H	UMBC	52 57
												339	H	Savannah St.	70 76
												348	A	Delaware St.	71 57
												349	A	N.C. Central	57 62

LAST 12 Division I GAMES:															
348	A	Delaware St.	71 57	268	A	N.C. A&T	42 66	349	A	N.C. Central	57 62	304	H	South Carolina St.	59 75
339	H	Savannah St.	70 76	349	A	N.C. Central	57 62	254	H	Norfolk St.	63 68	339	H	Savannah St.	70 76
55	A	Old Dominion	51 81	304	H	South Carolina St.	59 75	106	A	Minnesota	52 84	348	A	Delaware St.	71 57
155	N	UAB	61 86	254	H	Norfolk St.	63 68	39	A	Ohio	62 87	349	A	N.C. Central	57 62
82	A	FGCU	61 93	106	A	Minnesota	52 84								
241	A	Niagara	69 71	39	A	Ohio	62 87								

Non-Div I Games:

Coppin St.

Average RPI Win: 280
Average RPI Loss: 166

WON-LOST
RECORD

WINNING
PCT. RANK

LAST 10
GAMES

STRENGTH OF
SCHEDULE

OPP. STRENGTH
OF SCHEDULE

TEAM
RPI

ADJ.
RPI

CONF.
RPI

ADJ CONF.
RPI

DIV. I ONLY	7- 5	131	6-4	317	273	200	200	11	11
DIV. I NON-CONF.	6- 5	143	0- 0	305	293	218	218	10	10
TOTALS	RPI 1-25	RPI 26-50	W-L RECORDS	RPI 51-100	RPI 101-150	RPI 150+			
7- 5	0- 0	0- 0	OVERALL	0- 0	0- 3	7- 2			
6- 0	0- 0	0- 0	HOME	0- 0	0- 0	6- 0			
1- 5	0- 0	0- 0	AWAY	0- 0	0- 3	1- 2			
0- 0	0- 0	0- 0	NEUTRAL	0- 0	0- 0	0- 0			
6- 5	0- 0	0- 0	NON-CONFERENCE	0- 0	0- 3	6- 2			
5- 0	0- 0	0- 0	HOME	0- 0	0- 0	5- 0			
1- 5	0- 0	0- 0	AWAY	0- 0	0- 3	1- 2			
0- 0	0- 0	0- 0	NEUTRAL	0- 0	0- 0	0- 0			
1- 0	0- 0	0- 0	CONFERENCE	0- 0	0- 0	1- 0			
1- 0	0- 0	0- 0	HOME	0- 0	0- 0	1- 0			
0- 0	0- 0	0- 0	AWAY	0- 0	0- 0	0- 0			
0- 0	0- 0	0- 0	NEUTRAL	0- 0	0- 0	0- 0			

RPI 1-25				RPI 26-50				RPI 51-100				RPI 101+ Team's RPI: 200			
RPI	S	Opponent	Score	RPI	S	Opponent	Score	RPI	S	Opponent	Score	RPI	S	Opponent	Score
												106	A	Minnesota	45 65
												139	A	Lehigh	54 67
												144	A	Stony Brook	61 63
												187	A	Colorado St.	53 56
												207	H	Hampton	79 53
												238	H	St. Bonaventure	58 44
												256	A	Binghamton	61 72
												262	H	Columbia	60 51
												284	H	Albany (NY)	48 34
												289	H	UMass Lowell	63 54
												332	A	Lafayette	62 59
												348	H	Delaware St.	94 59
LAST 12 Division I GAMES:															
348	H	Delaware St.	94 59	262	H	Columbia	60 51								
144	A	Stony Brook	61 63	238	H	St. Bonaventure	58 44								
139	A	Lehigh	54 67	207	H	Hampton	79 53								
187	A	Colorado St.	53 56	332	A	Lafayette	62 59								
106	A	Minnesota	45 65	284	H	Albany (NY)	48 34								
289	H	UMass Lowell	63 54	256	A	Binghamton	61 72								

Non-Div I Games:

Cornell

Creighton					Through Games Of Jan. 21, 2019						
Average RPI	Win:	165	WON-LOST	WINNING	LAST 10	STRENGTH OF	OPP. STRENGTH	TEAM	ADJ.	CONF.	ADJ CONF.
Average RPI	Loss:	37	RECORD	PCT. RANK	GAMES	SCHEDULE	OF SCHEDULE	RPI	RPI	RPI	RPI
DIV. I ONLY	10- 9	160	6-4	37	18	67	67	5	5		
DIV. I NON-CONF.	6- 5	143	0- 0	84	32	81	81	4	4		

TOTALS	RPI 1-25		RPI 26-50		W-L RECORDS	RPI 51-100		RPI 101-150		RPI 150+	
10- 9	0- 4		1- 2		OVERALL	2- 3		2- 0		5- 0	
4- 4	0- 2		0- 1		HOME	2- 1		0- 0		2- 0	
4- 5	0- 2		1- 1		AWAY	0- 2		1- 0		2- 0	
2- 0	0- 0		0- 0		NEUTRAL	0- 0		1- 0		1- 0	
6- 5	0- 2		0- 2		NON-CONFERENCE	1- 1		1- 0		4- 0	
2- 2	0- 1		0- 1		HOME	1- 0		0- 0		1- 0	
2- 3	0- 1		0- 1		AWAY	0- 1		0- 0		2- 0	
2- 0	0- 0		0- 0		NEUTRAL	0- 0		1- 0		1- 0	
4- 4	0- 2		1- 0		CONFERENCE	1- 2		1- 0		1- 0	
2- 2	0- 1		0- 0		HOME	1- 1		0- 0		1- 0	
2- 2	0- 1		1- 0		AWAY	0- 1		1- 0		0- 0	
0- 0	0- 0		0- 0		NEUTRAL	0- 0		0- 0		0- 0	

RPI 1-25				RPI 26-50				Team's RPI: 67		RPI 101+	
RPI	S	Opponent	Score	RPI	S	Opponent	Score	RPI	S	Opponent	Score
11	H	Drake	69 85	26	A	South Dakota St.	48 74	58	H	Villanova	52 54
15	A	Marquette	67 85	27	H	South Dakota	65 77	72	H	Nebraska	74 65
21	H	Butler	43 75	43	A	DePaul	85 82	73	A	Seton Hall	75 82
22	A	Florida St.	52 71					79	A	UNI	55 65
								83	H	Georgetown	65 38

LAST 12 Division I GAMES:											
83	H	Georgetown	65 38	21	H	Butler	43 75	175	H	Xavier	66 62
58	H	Villanova	52 54	105	A	St. John's (NY)	65 63	73	A	Seton Hall	75 82
15	A	Marquette	67 85	22	A	Florida St.	52 71	269	A	Wichita St.	83 71
43	A	DePaul	85 82								
172	N	Vanderbilt	75 55								
122	N	South Fla.	83 76								

Non-Div I Games:

Creighton

Average RPI	Win:	273	WON-LOST	WINNING	LAST 10	STRENGTH OF	OPP. STRENGTH	TEAM	ADJ.	CONF.	ADJ CONF.
Average RPI	Loss:	143	RECORD	PCT. RANK	GAMES	SCHEDULE	OF SCHEDULE	RPI	RPI	RPI	RPI
DIV. I ONLY		7- 7		165	5-5	289	197	226	226	11	11
DIV. I NON-CONF.		7- 6		153	0- 1	300	236	232	232	10	10

TOTALS	RPI 1-25		RPI 26-50		W-L RECORDS	RPI 51-100		RPI 101-150		RPI 150+	
7- 7	0- 0		0- 1		OVERALL	0- 3		0- 0		7- 3	
5- 1	0- 0		0- 1		HOME	0- 0		0- 0		5- 0	
2- 4	0- 0		0- 0		AWAY	0- 2		0- 0		2- 2	
0- 2	0- 0		0- 0		NEUTRAL	0- 1		0- 0		0- 1	
7- 6	0- 0		0- 1		NON-CONFERENCE	0- 2		0- 0		7- 3	
5- 1	0- 0		0- 1		HOME	0- 0		0- 0		5- 0	
2- 3	0- 0		0- 0		AWAY	0- 1		0- 0		2- 2	
0- 2	0- 0		0- 0		NEUTRAL	0- 1		0- 0		0- 1	
0- 1	0- 0		0- 0		CONFERENCE	0- 1		0- 0		0- 0	
0- 0	0- 0		0- 0		HOME	0- 0		0- 0		0- 0	
0- 1	0- 0		0- 0		AWAY	0- 1		0- 0		0- 0	
0- 0	0- 0		0- 0		NEUTRAL	0- 0		0- 0		0- 0	

RPI 1-25				RPI 26-50				RPI 51-100				RPI 101+ Team's RPI: 226			
RPI	S	Opponent	Score	RPI	S	Opponent	Score	RPI	S	Opponent	Score	RPI	S	Opponent	Score
				36	H	Buffal o	69 75	66	A	Harvard	46 56	163	H	Boston U.	64 44
								70	N	Mi ddle Tenn.	58 70	214	A	Cal St. Fullerton	62 67
								77	A	Boston Col lege	68 99	241	A	San Di ego	76 78
												256	H	Bi nghamton	63 39
												274	A	Vermont	66 42
												289	H	UMass Lowell	70 54
												298	N	UC Santa Barbara	56 62
												306	H	Loyol a Maryland	54 41
												308	A	New Hampshire	62 42
												312	H	Fai rfi eld	59 46

LAST 12 Division I GAMES:															
				308	A	New Hampshire	62 42	298	N	UC Santa Barbara	56 62				
				36	H	Buffal o	69 75	66	A	Harvard	46 56				
				289	H	UMass Lowell	70 54	256	H	Bi nghamton	63 39				
				312	H	Fairfield	59 46	77	A	Boston College	68 99				
				163	H	Boston U.	64 44	214	A	Cal St. Fullerton	62 67				
				241	A	San Diego	76 78	70	N	Middle Tenn.	58 70				

Non-Div I Games:

Dartmouth

Average RPI Win:	200	WON-LOST	WINNING	LAST 10	STRENGTH OF	OPP. STRENGTH	TEAM	ADJ.	CONF.	ADJ CONF.
Average RPI Loss:	147	RECORD	PCT. RANK	GAMES	SCHEDULE	OF SCHEDULE	RPI	RPI	RPI	RPI
DIV. I ONLY	9- 8	150	6-4	168	182	148	148	17	17	
DIV. I NON-CONF.	5- 7	206	0- 0	148	178	175	175	17	17	

TOTALS	RPI 1-25	RPI 26-50	W-L RECORDS	RPI 51-100	RPI 101-150	RPI 150+				
9- 8	0- 1	1- 0	OVERALL	0- 1	2- 1	6- 5				
5- 2	0- 0	0- 0	HOME	0- 0	1- 1	4- 1				
4- 6	0- 1	1- 0	AWAY	0- 1	1- 0	2- 4				
0- 0	0- 0	0- 0	NEUTRAL	0- 0	0- 0	0- 0				
5- 7	0- 1	1- 0	NON-CONFERENCE	0- 1	1- 1	3- 4				
3- 1	0- 0	0- 0	HOME	0- 0	1- 1	2- 0				
2- 6	0- 1	1- 0	AWAY	0- 1	0- 0	1- 4				
0- 0	0- 0	0- 0	NEUTRAL	0- 0	0- 0	0- 0				
4- 1	0- 0	0- 0	CONFERENCE	0- 0	1- 0	3- 1				
2- 1	0- 0	0- 0	HOME	0- 0	0- 0	2- 1				
2- 0	0- 0	0- 0	AWAY	0- 0	1- 0	1- 0				
0- 0	0- 0	0- 0	NEUTRAL	0- 0	0- 0	0- 0				

RPI 1-25				RPI 26-50				RPI 51-100				RPI 101+				Team's RPI: 148
RPI	S	Opponent	Score	RPI	S	Opponent	Score	RPI	S	Opponent	Score	RPI	S	Opponent	Score	
8	A	NC State	45 75	37	A	Clemson	90 80	89	A	Princeton	57 65	109	H	Appalachian St.	78 81	
												147	A	Duquesne	62 47	
												150	H	William & Mary	76 65	
												156	H	High Point	71 62	
												170	A	Charlotte	66 78	
												171	A	Rhode Island	77 67	
												181	H	Massachusetts	58 70	
												189	A	Elon	72 73	
												195	A	UNC Asheville	56 69	
												198	H	George Mason	67 59	
												233	A	Gardner-Webb	49 54	
												282	H	Richmond	78 55	
												330	H	Presbyterian	83 56	
												333	A	Charleston So.	72 34	

LAST 12 Division I GAMES:																
198	H	George Mason	67 59	181	H	Massachusetts	58 70									
8	A	NC State	45 75	282	H	Richmond	78 55									
170	A	Charlotte	66 78	171	A	Rhode Island	77 67									
330	H	Presbyterian	83 56	147	A	Duquesne	62 47									
37	A	Clemson	90 80	89	A	Princeton	57 65									
189	A	Elon	72 73	156	H	High Point	71 62									

Non-Div I Games: Queens (NC) 80 47

Davidson

Average RPI Win: 175

Average RPI Loss: 68

WON-LOST
RECORDWINNING
PCT. RANKLAST 10
GAMESSTRENGTH OF
SCHEDULEOPP. STRENGTH
OF SCHEDULETEAM
RPIADJ.
RPICONF.
RPIADJ CONF.
RPIDIV. I ONLY
DIV. I NON-CONF.9- 7
5- 6136
1777-3
0- 057
14105
8588
7488
7417
1717
17

TOTALS

RPI 1-25

RPI 26-50

W-L RECORDS

RPI 51-100

RPI 101-150

RPI 150+

9- 7

0- 2

2- 0

OVERALL

1- 4

1- 0

5- 1

7- 1

0- 0

1- 0

HOME

1- 1

1- 0

4- 0

1- 5

0- 2

0- 0

AWAY

0- 2

0- 0

1- 1

1- 1

0- 0

1- 0

NEUTRAL

0- 1

0- 0

0- 0

5- 6

0- 2

2- 0

NON-CONFERENCE

1- 4

0- 0

2- 0

4- 1

0- 0

1- 0

HOME

1- 1

0- 0

2- 0

0- 4

0- 2

0- 0

AWAY

0- 2

0- 0

0- 0

1- 1

0- 0

1- 0

NEUTRAL

0- 1

0- 0

0- 0

4- 1

0- 0

0- 0

CONFERENCE

0- 0

1- 0

3- 1

3- 0

0- 0

0- 0

HOME

0- 0

1- 0

2- 0

1- 1

0- 0

0- 0

AWAY

0- 0

0- 0

1- 1

0- 0

0- 0

0- 0

NEUTRAL

0- 0

0- 0

0- 0

RPI 1-25

RPI 26-50

RPI 51-100

Team's RPI: 88

RPI 101+

RPI	S	Opponent	Score
18	A	South Carolina	55 65
24	A	Maryland	71 82

RPI	S	Opponent	Score
32	N	Georgia Tech	85 66
36	H	Buffalo	72 59

RPI	S	Opponent	Score
53	A	Green Bay	35 51
54	H	Northeastern	79 84
59	A	James Madison	55 68
71	N	Virginia Tech	57 69
94	H	Toledo	70 49

RPI	S	Opponent	Score
141	H	Fordham	72 50
181	H	Massachusetts	75 47
197	A	George Washington	45 46
232	H	Colgate	67 58
238	A	St. Bonaventure	62 49
274	H	La Salle	84 45
344	H	Evansville	69 30

LAST 12 Division I GAMES:

274	H	La Salle	84 45	141	H	Fordham	72 50
32	N	Georgia Tech	85 66	238	A	St. Bonaventure	62 49
71	N	Virginia Tech	57 69	197	A	George Washington	45 46
344	H	Evansville	69 30	181	H	Massachusetts	75 47
36	H	Buffalo	72 59	18	A	South Carolina	55 65
59	A	James Madison	55 68	53	A	Green Bay	35 51

Non-Div I Games:

Dayton

DePaul

DePaul

DePaul				Through Games Of Jan. 21, 2019																
Average RPI Win:		141	WON-LOST RECORD		WINNING PCT. RANK		LAST 10 GAMES		STRENGTH OF SCHEDULE		OPP. STRENGTH OF SCHEDULE		TEAM RPI		ADJ. RPI		CONF. RPI		ADJ CONF. RPI	
Average RPI Loss:		28																		
DIV. I ONLY			13- 6		79		7-3		56		8		43		43		5		5	
DIV. I NON-CONF.			9- 3		61		0- 0		86		10		36		36		4		4	
TOTALS		RPI 1-25		RPI 26-50		W-L RECORDS		RPI 51-100		RPI 101-150		RPI 150+								
13- 6		0- 4		1- 0		OVERALL		6- 2		2- 0		4- 0								
7- 3		0- 1		0- 0		HOME		3- 2		1- 0		3- 0								
4- 2		0- 2		0- 0		AWAY		2- 0		1- 0		1- 0								
2- 1		0- 1		1- 0		NEUTRAL		1- 0		0- 0		0- 0								
9- 3		0- 3		1- 0		NON-CONFERENCE		3- 0		1- 0		4- 0								
5- 1		0- 1		0- 0		HOME		2- 0		0- 0		3- 0								
2- 1		0- 1		0- 0		AWAY		0- 0		1- 0		1- 0								
2- 1		0- 1		1- 0		NEUTRAL		1- 0		0- 0		0- 0								
4- 3		0- 1		0- 0		CONFERENCE		3- 2		1- 0		0- 0								
2- 2		0- 0		0- 0		HOME		1- 2		1- 0		0- 0								
2- 1		0- 1		0- 0		AWAY		2- 0		0- 0		0- 0								
0- 0		0- 0		0- 0		NEUTRAL		0- 0		0- 0		0- 0								
RPI 1-25				RPI 26-50				Team's RPI: 43				RPI 51-100				RPI 101+				
RPI	S	Opponent	Score	RPI	S	Opponent	Score	RPI	S	Opponent	Score	RPI	S	Opponent	Score					
1	H	Notre Dame	77 101	42	N	Kansas St.	79 59	53	H	Green Bay	73 64	105	H	St. John's (NY)	73 64					
6	N	Syracuse	81 83					58	A	Villanova	66 59	137	A	Oklahoma	87 76					
7	A	UConn	63 99					67	H	Creighton	82 85	223	A	Loyola Chi cago	102 76					
15	A	Marquette	63 96					73	H	Seton Hall	73 84	231	H	Temple	102 88					
								80	H	Northwestern	76 60	301	H	Tennessee St.	95 73					
								83	A	Georgetown	69 64	339	H	Savannah St.	124 61					
								87	H	Providence	88 62									
								89	N	Princeton	82 67									
LAST 12 Division I GAMES:																				
							</													

Delaware

Del aware				Through Games Of Jan. 21, 2019							
Average RPI	Win:	277	WON-LOST	WINNING	LAST 10	STRENGTH OF	OPP. STRENGTH	TEAM	ADJ.	CONF.	ADJ CONF.
Average RPI	Loss:	104	RECORD	PCT. RANK	GAMES	SCHEDULE	OF SCHEDULE	RPI	RPI	RPI	RPI
DIV. I ONLY			6- 11	248	3-7	80	269	191	191	10	10
DIV. I NON-CONF.			5- 7	206	1- 0	128	316	202	202	13	13

TOTALS		RPI 1-25		RPI 26-50	W-L RECORDS	RPI 51-100		RPI 101-150		RPI 150+	
6- 11		0- 2		0- 0	OVERALL	0- 3		0- 2		6- 4	
2- 5		0- 2		0- 0	HOME	0- 1		0- 2		2- 0	
2- 4		0- 0		0- 0	AWAY	0- 2		0- 0		2- 2	
2- 2		0- 0		0- 0	NEUTRAL	0- 0		0- 0		2- 2	
5- 7		0- 2		0- 0	NON-CONFERENCE	0- 1		0- 0		5- 4	
2- 2		0- 2		0- 0	HOME	0- 0		0- 0		2- 0	
1- 3		0- 0		0- 0	AWAY	0- 1		0- 0		1- 2	
2- 2		0- 0		0- 0	NEUTRAL	0- 0		0- 0		2- 2	
1- 4		0- 0		0- 0	CONFERENCE	0- 2		0- 2		1- 0	
0- 3		0- 0		0- 0	HOME	0- 1		0- 2		0- 0	
1- 1		0- 0		0- 0	AWAY	0- 1		0- 0		1- 0	
0- 0		0- 0		0- 0	NEUTRAL	0- 0		0- 0		0- 0	

Delaware

RPI 1-25				RPI 26-50				RPI 51-100				RPI 101+ Team's RPI: 191			
RPI	S	Opponent	Score	RPI	S	Opponent	Score	RPI	S	Opponent	Score	RPI	S	Opponent	Score
17	H	UCF	60 71					54	A	Northeastern	62 75	103	H	Towson	48 56
24	H	Maryl and	53 77					59	H	James Madi son	43 68	123	H	Drexel	40 57
								79	A	UNI	67 79	153	N	Montana St.	60 69
												163	A	Boston U.	61 72
												173	N	Bradley	47 59
												198	A	George Mason	46 72
												212	N	Ni choll s St.	71 56
												233	H	Gardner-Webb	69 45
												259	A	Hofstra	78 59
												278	H	Saint Joseph's	48 39
												332	N	Lafayette	65 47
												348	A	Del aware St.	85 77

LAST 12 Division I GAMES:															
123	H	Drexel	40 57	332	N	Lafayette	65 47								
103	H	Towson	48 56	212	N	Ni choll s St.	71 56								
59	H	James Madi son	43 68	54	A	Northeastern	62 75								
278	H	Saint Joseph's	48 39	259	A	Hofstra	78 59								
24	H	Maryl and	53 77	17	H	UCF	60 71								
233	H	Gardner-Webb	69 45	198	A	George Mason	46 72								

Non-Div I Games:

Del aware

Average RPI Win:	349	WON-LOST	WINNING	LAST 10	STRENGTH OF	OPP. STRENGTH	TEAM	ADJ.	CONF.	ADJ CONF.
Average RPI Loss:	215	RECORD	PCT. RANK	GAMES	SCHEDULE	OF SCHEDULE	RPI	RPI	RPI	RPI
DIV. I ONLY	1- 14	340	1-9	314	335	348	348	32	32	
DIV. I NON-CONF.	0- 9	336	0- 0	184	269	339	339	32	32	

TOTALS	RPI 1-25	RPI 26-50	W-L RECORDS	RPI 51-100	RPI 101-150	RPI 150+				
1- 14	0- 0	0- 0	OVERALL	0- 1	0- 2	1- 11				
1- 4	0- 0	0- 0	HOME	0- 1	0- 0	1- 3				
0- 10	0- 0	0- 0	AWAY	0- 0	0- 2	0- 8				
0- 0	0- 0	0- 0	NEUTRAL	0- 0	0- 0	0- 0				
0- 9	0- 0	0- 0	NON-CONFERENCE	0- 1	0- 2	0- 6				
0- 2	0- 0	0- 0	HOME	0- 1	0- 0	0- 1				
0- 7	0- 0	0- 0	AWAY	0- 0	0- 2	0- 5				
0- 0	0- 0	0- 0	NEUTRAL	0- 0	0- 0	0- 0				
1- 5	0- 0	0- 0	CONFERENCE	0- 0	0- 0	1- 5				
1- 2	0- 0	0- 0	HOME	0- 0	0- 0	1- 2				
0- 3	0- 0	0- 0	AWAY	0- 0	0- 0	0- 3				
0- 0	0- 0	0- 0	NEUTRAL	0- 0	0- 0	0- 0				

RPI 1-25				RPI 26-50				RPI 51-100				RPI 101+				Team's RPI: 348	
RPI	S	Opponent	Score	RPI	S	Opponent	Score	RPI	S	Opponent	Score	RPI	S	Opponent	Score		

Non-Div I Games: Post 65 53 Cheyney 79 59

Delaware St.

Average RPI Win:	183	WON-LOST	WINNING	LAST 10	STRENGTH OF	OPP. STRENGTH	TEAM	ADJ.	CONF.	ADJ CONF.
Average RPI Loss:	139	RECORD	PCT. RANK	GAMES	SCHEDULE	OF SCHEDULE	RPI	RPI	RPI	RPI
DIV. I ONLY	12- 8	118	5-5	226	101	149	149	18	18	
DIV. I NON-CONF.	7- 6	153	0- 0	245	51	182	182	16	16	

TOTALS	RPI 1-25	RPI 26-50	W-L RECORDS	RPI 51-100	RPI 101-150	RPI 150+				
12- 8	0- 0	1- 1	OVERALL	1- 2	2- 1	8- 4				
10- 1	0- 0	1- 0	HOME	1- 0	2- 0	6- 1				
2- 7	0- 0	0- 1	AWAY	0- 2	0- 1	2- 3				
0- 0	0- 0	0- 0	NEUTRAL	0- 0	0- 0	0- 0				
7- 6	0- 0	0- 0	NON-CONFERENCE	1- 2	2- 1	4- 3				
6- 1	0- 0	0- 0	HOME	1- 0	2- 0	3- 1				
1- 5	0- 0	0- 0	AWAY	0- 2	0- 1	1- 2				
0- 0	0- 0	0- 0	NEUTRAL	0- 0	0- 0	0- 0				
5- 2	0- 0	1- 1	CONFERENCE	0- 0	0- 0	4- 1				
4- 0	0- 0	1- 0	HOME	0- 0	0- 0	3- 0				
1- 2	0- 0	0- 1	AWAY	0- 0	0- 0	1- 1				
0- 0	0- 0	0- 0	NEUTRAL	0- 0	0- 0	0- 0				

RPI 1-25				RPI 26-50				RPI 51-100				RPI 101+			
RPI	S	Opponent	Score	RPI	S	Opponent	Score	RPI	S	Opponent	Score	RPI	S	Opponent	Score
26	A	South Dakota St.	59 76	26	A	South Dakota St.	59 76	60	H	Lamar University	117 110	108	A	Northern Colo.	66 74
27	H	South Dakota	104 99	27	H	South Dakota	104 99	72	A	Nebraska	71 96	127	H	American	83 54
								78	A	Wyoming	74 78	132	H	Loyola Marymount	104 75
												169	H	Oral Roberts	93 76
												178	A	New Mexico St.	64 66
												187	A	Colorado St.	79 84
												192	H	UMKC	92 75
												210	A	Southern Utah	71 70
												217	H	North Dakota	87 66
												219	H	Air Force	92 66
												228	H	Samford	83 87
												238	A	Western Ill.	78 87
												238	H	St. Bonaventure	76 62
												299	A	Omaha	95 68
												311	H	North Dakota St.	81 54
LAST 12 Division I GAMES:															
				27	H	South Dakota	104 99					169	H	Oral Roberts	93 76
				238	A	Western Ill.	78 87					311	H	North Dakota St.	81 54
				299	A	Omaha	95 68					26	A	South Dakota St.	59 76
				187	A	Colorado St.	79 84					217	H	North Dakota	87 66
				228	H	Samford	83 87					178	A	New Mexico St.	64 66
				72	A	Nebraska	71 96					210	A	Southern Utah	71 70

Non-Div I Games:

Denver

Average RPI Win:	338	WON-LOST	WINNING	LAST 10	STRENGTH OF	OPP. STRENGTH	TEAM	ADJ.	CONF.	ADJ CONF.
Average RPI Loss:	177	RECORD	PCT. RANK	GAMES	SCHEDULE	OF SCHEDULE	RPI	RPI	RPI	RPI

DIV. I ONLY	2- 15	335	1-9	271	237	329	329	20	20
DIV. I NON-CONF.	1- 9	326	0- 0	248	264	325	325	18	18
TOTALS	RPI 1-25	RPI 26-50	W-L RECORDS	RPI 51-100	RPI 101-150	RPI 150+			
2- 15	0- 0	0- 0	OVERALL	0- 5	0- 1	2- 9			
0- 7	0- 0	0- 0	HOME	0- 2	0- 1	0- 4			
2- 8	0- 0	0- 0	AWAY	0- 3	0- 0	2- 5			
0- 0	0- 0	0- 0	NEUTRAL	0- 0	0- 0	0- 0			
1- 9	0- 0	0- 0	NON-CONFERENCE	0- 4	0- 0	1- 5			
0- 3	0- 0	0- 0	HOME	0- 1	0- 0	0- 2			
1- 6	0- 0	0- 0	AWAY	0- 3	0- 0	1- 3			
0- 0	0- 0	0- 0	NEUTRAL	0- 0	0- 0	0- 0			
1- 6	0- 0	0- 0	CONFERENCE	0- 1	0- 1	1- 4			
0- 4	0- 0	0- 0	HOME	0- 1	0- 1	0- 2			
1- 2	0- 0	0- 0	AWAY	0- 0	0- 0	1- 2			
0- 0	0- 0	0- 0	NEUTRAL	0- 0	0- 0	0- 0			

RPI S Opponent	Score	RPI S Opponent	Score	RPI S Opponent	Score	RPI S Opponent	Score	Team's RPI: 329
				53 H Green Bay	40 65	121 H Youngstown St.	59 85	
				63 A Mi chi gan	62 95	152 A IUPUI	47 82	
				94 A Toledo	60 77	184 A Eastern Mi ch.	53 60	
				97 H Mi ami (OH)	59 78	185 H Mi lwaukee	44 62	
				100 A Ohi o St.	41 55	223 A Loyol a Chi cago	43 52	
						230 A Bowl ing Green	73 79	
						266 H Cle veland St.	49 67	
						292 H Western Mi ch.	44 54	
						296 A Oakl and	67 74	
						299 H Omaha	42 51	
						335 A UI C	42 36	
						341 A Manhattan	58 56	
LAST 12 Division I GAMES:								
296 A Oakl and	67 74	185 H Mi lwaukee	44 62					
266 H Cle veland St.	49 67	53 H Green Bay	40 65					
121 H Youngstown St.	59 85	335 A UI C	42 36					
94 A Toledo	60 77	152 A IUPUI	47 82					
230 A Bowl ing Green	73 79	184 A Eastern Mi ch.	53 60					
292 H Western Mi ch.	44 54	299 H Omaha	42 51					

Non-Div I Games: Mi ch. -Dearborn 68 60

Detroit Mercy

Average RPI Win: 130

Average RPI Loss: 13

WON-LOST
RECORDWINNING
PCT. RANKLAST 10
GAMESSTRENGTH OF
SCHEDULEOPP. STRENGTH
OF SCHEDULETEAM
RPIADJ.
RPICONF.
RPIADJ CONF.
RPIDIV. I ONLY
DIV. I NON-CONF.12- 4
7- 446
1097-3
1- 010
521
111
1211
1212
1412
14

TOTALS

RPI 1-25

RPI 26-50

W-L RECORDS

RPI 51-100

RPI 101-150

RPI 150+

12- 4

2- 3

1- 1

OVERALL

3- 0

0- 0

6- 0

4- 1

0- 1

1- 0

HOME

0- 0

0- 0

3- 0

6- 2

0- 1

0- 1

AWAY

3- 0

0- 0

3- 0

2- 1

2- 1

0- 0

NEUTRAL

0- 0

0- 0

0- 0

7- 4

2- 3

1- 1

NON-CONFERENCE

2- 0

0- 0

2- 0

2- 1

0- 1

1- 0

HOME

0- 0

0- 0

1- 0

3- 2

0- 1

0- 1

AWAY

2- 0

0- 0

1- 0

2- 1

2- 1

0- 0

NEUTRAL

0- 0

0- 0

0- 0

5- 0

0- 0

0- 0

CONFERENCE

1- 0

0- 0

4- 0

2- 0

0- 0

0- 0

HOME

0- 0

0- 0

2- 0

3- 0

0- 0

0- 0

AWAY

1- 0

0- 0

2- 0

0- 0

0- 0

0- 0

NEUTRAL

0- 0

0- 0

0- 0

RPI 1-25

Team's RPI: 11

RPI 26-50

RPI 51-100

RPI 101+

RPI	S	Opponent	Score
1	N	Notre Dame	64 82
12	H	Iowa	82 91
13	A	Iowa St.	81 86
16	N	Rutgers	69 59
18	N	South Carolina	90 85

RPI	S	Opponent	Score
26	A	South Dakota St.	71 80
27	H	South Dakota	76 64

RPI	S	Opponent	Score
67	A	Creighton	85 69
72	A	Nebraska	83 77
79	A	UNI	88 64

RPI	S	Opponent	Score
154	H	CSUN	73 63
173	A	Bradley	92 63
183	A	Illinois St.	82 64
223	H	Loyola Chicago	69 60
238	A	Western Ill.	98 71
309	H	Valparaiso	84 53

LAST 12 Division I GAMES:

223	H	Loyola Chicago	69 60	18	N	South Carolina	90 85
183	A	Illinois St.	82 64	1	N	Notre Dame	64 82
173	A	Bradley	92 63	79	A	UNI	88 64
12	H	Iowa	82 91	309	H	Valparaiso	84 53
13	A	Iowa St.	81 86	67	A	Creighton	85 69
26	A	South Dakota St.	71 80	16	N	Rutgers	69 59

Non-Div I Games:

Clarke

91 43

Drake

Average RPI Win: 227

Average RPI Loss: 79

WON-LOST
RECORDWINNING
PCT. RANKLAST 10
GAMESSTRENGTH OF
SCHEDULEOPP. STRENGTH
OF SCHEDULETEAM
RPIADJ.
RPICONF.
RPIADJ CONF.
RPIDIV. I ONLY
DIV. I NON-CONF.

11- 5

76

6-4

170

198

123

123

10

10

8- 3

71

1- 0

238

235

133

133

13

13

TOTALS

RPI 1-25

RPI 26-50

W-L RECORDS

RPI 51-100

RPI 101-150

RPI 150+

11- 5

0- 0

0- 0

OVERALL

2- 4

0- 1

9- 0

3- 4

0- 0

0- 0

HOME

1- 3

0- 1

2- 0

7- 0

0- 0

0- 0

AWAY

1- 0

0- 0

6- 0

1- 1

0- 0

0- 0

NEUTRAL

0- 1

0- 0

1- 0

8- 3

0- 0

0- 0

NON-CONFERENCE

1- 3

0- 0

7- 0

3- 2

0- 0

0- 0

HOME

1- 2

0- 0

2- 0

4- 0

0- 0

0- 0

AWAY

0- 0

0- 0

4- 0

1- 1

0- 0

0- 0

NEUTRAL

0- 1

0- 0

1- 0

3- 2

0- 0

0- 0

CONFERENCE

1- 1

0- 1

2- 0

0- 2

0- 0

0- 0

HOME

0- 1

0- 1

0- 0

3- 0

0- 0

0- 0

AWAY

1- 0

0- 0

2- 0

0- 0

0- 0

0- 0

NEUTRAL

0- 0

0- 0

0- 0

RPI 1-25

RPI 26-50

RPI 51-100

RPI 101+


Team's RPI: 123


RPI S Opponent Score


RPI S Opponent Score


RPI S Opponent Score

RPI S Opponent Score


52  Bucknell 64 42


54  Northeastern 61 59


59  James Madison 35 51


69  Quinnipiac 52 56


81 N Wright St. 63 71

84  Penn 39 55


103  Towson 54 55


191  Delaware 57 40


233  Gardner-Webb 65 48


259  Hofstra 61 49


260 N Siena 51 39

274  Vermont 60 44


274  La Salle 58 43


278  Saint Joseph's 51 34


282  Richmond 58 35


341  Manhattan 53 39


LAST 12 Division I GAMES:

59  James Madison 35 51


103  Towson 54 55


282  Richmond 58 35


84  Penn 39 55


233  Gardner-Webb 65 48


81 N Wright St. 63 71


274  Vermont 60 44

259  Hofstra 61 49

54  Northeastern 61 59

191  Delaware 57 40

341  Manhattan 53 39

274  La Salle 58 43

Non-Div I Games:

Drexel

D
u
k
e

D
u
k
e

Duke

D
u
q
u
e
s
n
e

Duquesne				Through Games Of Jan. 21, 2019							
Average RPI	Win:	214	WON-LOST	WINNING	LAST 10	STRENGTH OF	OPP. STRENGTH	TEAM	ADJ.	CONF.	ADJ CONF.
Average RPI	Loss:	88	RECORD	PCT. RANK	GAMES	SCHEDULE	OF SCHEDULE	RPI	RPI	RPI	RPI
DIV. I ONLY			10- 8	143	6-4	183	75	147	147	17	17
DIV. I NON-CONF.			6- 7	172	0- 0	108	30	132	132	17	17

TOTALS		RPI 1-25		RPI 26-50	W-L RECORDS	RPI 51-100		RPI 101-150		RPI 150+	
10- 8		0- 3		0- 0	OVERALL	1- 3		1- 1		8- 1	
5- 3		0- 1		0- 0	HOME	0- 1		0- 1		5- 0	
5- 3		0- 1		0- 0	AWAY	1- 2		1- 0		3- 0	
0- 2		0- 1		0- 0	NEUTRAL	0- 0		0- 0		0- 1	
6- 7		0- 3		0- 0	NON-CONFERENCE	1- 3		1- 0		4- 1	
3- 2		0- 1		0- 0	HOME	0- 1		0- 0		3- 0	
3- 3		0- 1		0- 0	AWAY	1- 2		1- 0		1- 0	
0- 2		0- 1		0- 0	NEUTRAL	0- 0		0- 0		0- 1	
4- 1		0- 0		0- 0	CONFERENCE	0- 0		0- 1		4- 0	
2- 1		0- 0		0- 0	HOME	0- 0		0- 1		2- 0	
2- 0		0- 0		0- 0	AWAY	0- 0		0- 0		2- 0	
0- 0		0- 0		0- 0	NEUTRAL	0- 0		0- 0		0- 0	

RPI 1-25				RPI 26-50				RPI 51-100				RPI 101+ Team's RPI: 147			
RPI	S	Opponent	Score	RPI	S	Opponent	Score	RPI	S	Opponent	Score	RPI	S	Opponent	Score
6	N	Syracuse	71 87					61	A	TCU	48 61	114	A	Penn St.	64 58
17	H	UCF	63 71					76	A	Kent St.	77 72	148	H	Davi dson	47 62
23	A	Texas	41 78					91	H	Pi ttsburgh	58 66	198	A	George Mason	60 57
								94	A	Toledo	52 65	231	H	Temple	54 53
												234	H	Mt. St. Mary' s	73 64
												237	H	ETSU	66 58
												238	A	St. Bonaventure	60 54
												253	A	Saint Francis (PA)	93 73
												264	N	Liberty	51 55
												278	H	Sai nt Joseph' s	81 73
												282	H	Ri chmond	80 54

LAST 12 Division I GAMES:															
238	A	St. Bonaventure	60 54	282	H	Ri chmond	80 54								
231	H	Temple	54 53	278	H	Sai nt Joseph' s	81 73								
91	H	Pi ttsburgh	58 66	198	A	George Mason	60 57								
264	N	Liberty	51 55	148	H	Davi dson	47 62								
6	N	Syracuse	71 87	17	H	UCF	63 71								
237	H	ETSU	66 58	114	A	Penn St.	64 58								

Non-Di v I Games:

Duquesne

D
u
q
u
e
s
n
e

Average RPI Win:	224	WON-LOST	WINNING	LAST 10	STRENGTH OF	OPP. STRENGTH	TEAM	ADJ.	CONF.	ADJ CONF.
Average RPI Loss:	114	RECORD	PCT. RANK	GAMES	SCHEDULE	OF SCHEDULE	RPI	RPI	RPI	RPI
DIV. I ONLY	4- 15	306	3-7	61	153	237	237	24	24	
DIV. I NON-CONF.	2- 14	319	0- 2	45	126	252	252	25	25	

TOTALS	RPI 1-25	RPI 26-50	W-L RECORDS	RPI 51-100	RPI 101-150	RPI 150+				
4- 15	0- 2	0- 2	OVERALL	0- 1	1- 7	3- 3				
4- 4	0- 0	0- 0	HOME	0- 1	1- 1	3- 2				
0- 8	0- 0	0- 2	AWAY	0- 0	0- 5	0- 1				
0- 3	0- 2	0- 0	NEUTRAL	0- 0	0- 1	0- 0				
2- 14	0- 2	0- 2	NON-CONFERENCE	0- 1	1- 6	1- 3				
2- 4	0- 0	0- 0	HOME	0- 1	1- 1	1- 2				
0- 7	0- 0	0- 2	AWAY	0- 0	0- 4	0- 1				
0- 3	0- 2	0- 0	NEUTRAL	0- 0	0- 1	0- 0				
2- 1	0- 0	0- 0	CONFERENCE	0- 0	0- 1	2- 0				
2- 0	0- 0	0- 0	HOME	0- 0	0- 0	2- 0				
0- 1	0- 0	0- 0	AWAY	0- 0	0- 1	0- 0				
0- 0	0- 0	0- 0	NEUTRAL	0- 0	0- 0	0- 0				

RPI 1-25				RPI 26-50				RPI 51-100				RPI 101+ Team's RPI: 237			
RPI	S	Opponent	Score	RPI	S	Opponent	Score	RPI	S	Opponent	Score	RPI	S	Opponent	Score
16	N	Rutgers	44 68	28	A	Michigan St.	53 75	90	H	Troy	66 84	109	H	Appalachian St.	95 64
18	N	South Carolina	55 101	45	A	Tennessee	61 80					110	N	Western Ky.	68 82
												113	A	Cincinnati	64 77
												116	H	Houston	77 84
												129	A	Chattanooga	67 76
												138	A	Radford	64 79
												140	A	South Alabama	74 81
												147	A	Duquesne	58 66
												156	H	High Point	65 73
												195	A	UNC Asheville	55 56
												247	H	Furman	75 70
												264	H	Liberty	86 89
												268	H	N.C. A&T	61 56
												273	H	Wofford	92 79
LAST 12 Division I GAMES:															
129	A	Chattanooga	67 76	16	N	Rutgers	44 68								
156	H	High Point	65 73	110	N	Western Ky.	68 82								
45	A	Tennessee	61 80	273	H	Wofford	92 79								
147	A	Duquesne	58 66	247	H	Furman	75 70								
268	H	N.C. A&T	61 56	264	H	Liberty	86 89								
195	A	UNC Asheville	55 56	116	H	Houston	77 84								

Non-Div I Games:

ETSU

■ Loss,
 ■ Non-Conf,
 ■ S Site,
 ■ H Home
 ■ A Away
 N Neutral

Average RPI Win:	274	WON-LOST	WINNING	LAST 10	STRENGTH OF	OPP. STRENGTH	TEAM	ADJ.	CONF.	ADJ CONF.
Average RPI Loss:	138	RECORD	PCT. RANK	GAMES	SCHEDULE	OF SCHEDULE	RPI	RPI	RPI	RPI
DIV. I ONLY	10- 7	124	5-5	299	239	222	222	9	9	
DIV. I NON-CONF.	9- 4	85	0- 0	324	272	207	207	9	9	

TOTALS	RPI 1-25	RPI 26-50	W-L RECORDS	RPI 51-100	RPI 101-150	RPI 150+				
10- 7	0- 0	0- 0	OVERALL	0- 2	1- 3	9- 2				
8- 2	0- 0	0- 0	HOME	0- 0	1- 2	7- 0				
0- 5	0- 0	0- 0	AWAY	0- 2	0- 1	0- 2				
2- 0	0- 0	0- 0	NEUTRAL	0- 0	0- 0	2- 0				
9- 4	0- 0	0- 0	NON-CONFERENCE	0- 1	1- 2	8- 1				
7- 1	0- 0	0- 0	HOME	0- 0	1- 1	6- 0				
0- 3	0- 0	0- 0	AWAY	0- 1	0- 1	0- 1				
2- 0	0- 0	0- 0	NEUTRAL	0- 0	0- 0	2- 0				
1- 3	0- 0	0- 0	CONFERENCE	0- 1	0- 1	1- 1				
1- 1	0- 0	0- 0	HOME	0- 0	0- 1	1- 0				
0- 2	0- 0	0- 0	AWAY	0- 1	0- 0	0- 1				
0- 0	0- 0	0- 0	NEUTRAL	0- 0	0- 0	0- 0				

RPI 1-25				RPI 26-50				RPI 51-100				RPI 101+				Team's RPI: 222	
RPI	S	Opponent	Score	RPI	S	Opponent	Score	RPI	S	Opponent	Score	RPI	S	Opponent	Score		
								51	A	Duke	66	83	115	H	Wake Forest	70	61
								85	A	Tulane	57	68	117	H	UNCW	68	71
													133	H	Tulsa	55	75
													150	A	William & Mary	43	63
													170	A	Charlotte	46	52
													216	H	UMES	84	69
													249	H	Monmouth	73	67
													257	A	Memphis	46	58
													264	H	Liberty	66	63
													269	H	Wichita St.	78	56
													297	H	Kennesaw St.	68	56
													304	N	South Carolina St.	71	63
													337	H	Grand Canyon	59	47
													340	H	USC Upstate	63	53
													345	N	Longwood	61	52
LAST 12 Division I GAMES:																	
117	H	UNCW	68	71	257	A	Memphis	46	58	133	H	Tulsa	55	75			
51	A	Duke	66	83	269	H	Wichita St.	78	56	85	A	Tulane	57	68			
304	N	South Carolina St.	71	63	170	A	Charlotte	46	52	150	A	William & Mary	43	63			
345	N	Longwood	61	52													
340	H	USC Upstate	63	53													
264	H	Liberty	66	63													

Non-Div I Games:

East Carolina

Average RPI Win:	233	WON-LOST	WINNING	LAST 10	STRENGTH OF	OPP. STRENGTH	TEAM	ADJ.	CONF.	ADJ CONF.
Average RPI Loss:	175	RECORD	PCT. RANK	GAMES	SCHEDULE	OF SCHEDULE	RPI	RPI	RPI	RPI
DIV. I ONLY	5- 9	244	4-6	177	319	250	250	22	22	
DIV. I NON-CONF.	3- 5	227	0- 0	186	268	216	216	20	20	

TOTALS	RPI 1-25	RPI 26-50	W-L RECORDS	RPI 51-100	RPI 101-150	RPI 150+				
5- 9	0- 1	0- 0	OVERALL	0- 1	1- 1	4- 6				
4- 2	0- 0	0- 0	HOME	0- 0	1- 0	3- 2				
0- 7	0- 1	0- 0	AWAY	0- 1	0- 1	0- 4				
1- 0	0- 0	0- 0	NEUTRAL	0- 0	0- 0	1- 0				
3- 5	0- 1	0- 0	NON-CONFERENCE	0- 1	0- 0	3- 3				
2- 0	0- 0	0- 0	HOME	0- 0	0- 0	2- 0				
0- 5	0- 1	0- 0	AWAY	0- 1	0- 0	0- 3				
1- 0	0- 0	0- 0	NEUTRAL	0- 0	0- 0	1- 0				
2- 4	0- 0	0- 0	CONFERENCE	0- 0	1- 1	1- 3				
2- 2	0- 0	0- 0	HOME	0- 0	1- 0	1- 2				
0- 2	0- 0	0- 0	AWAY	0- 0	0- 1	0- 1				
0- 0	0- 0	0- 0	NEUTRAL	0- 0	0- 0	0- 0				

RPI 1-25				RPI 26-50				RPI 51-100				RPI 101+ Team's RPI: 250			
RPI	S	Opponent	Score	RPI	S	Opponent	Score	RPI	S	Opponent	Score	RPI	S	Opponent	Score
21	A	Butler	37 72					95	A	Northern Ill.	59 78	107	A	Tennessee Tech	88 99
												143	H	UT Martin	77 71
												159	H	Indiana St.	63 39
												168	A	Southern Ill.	59 73
												173	A	Bradley	64 67
												194	A	Jacksonville St.	49 78
												199	H	SIUE	56 65
												238	N	Western Ill.	64 62
												285	H	Murray St.	75 67
												309	A	Valparaiso	60 62
												313	H	Austin Peay	60 73
												338	H	Purdue Fort Wayne	72 63
LAST 12 Division I GAMES:															
199	H	SIUE	56 65	313	H	Austin Peay	60 73								
143	H	UT Martin	77 71	285	H	Murray St.	75 67								
159	H	Indiana St.	63 39	107	A	Tennessee Tech	88 99								
95	A	Northern Ill.	59 78	194	A	Jacksonville St.	49 78								
168	A	Southern Ill.	59 73	309	A	Valparaiso	60 62								
238	N	Western Ill.	64 62	173	A	Bradley	64 67								

Non-Div I Games: Lincoln Christian 97 34 Eureka 104 48 Oakland City 102 43

Eastern III.

Average RPI Win:	0	WON-LOST	WINNING	LAST 10	STRENGTH OF	OPP. STRENGTH	TEAM	ADJ.	CONF.	ADJ CONF.
Average RPI Loss:	171	RECORD	PCT. RANK	GAMES	SCHEDULE	OF SCHEDULE	RPI	RPI	RPI	RPI
DIV. I ONLY	0- 15	350	2-8	110	298	325	325	22	22	
DIV. I NON-CONF.	0- 9	336	0- 1	18	312	266	266	20	20	

TOTALS	RPI 1-25	RPI 26-50	W-L RECORDS	RPI 51-100	RPI 101-150	RPI 150+				
0- 15	0- 1	0- 1	OVERALL	0- 4	0- 1	0- 8				
0- 4	0- 0	0- 0	HOME	0- 0	0- 1	0- 3				
0- 9	0- 0	0- 1	AWAY	0- 3	0- 0	0- 5				
0- 2	0- 1	0- 0	NEUTRAL	0- 1	0- 0	0- 0				
0- 9	0- 1	0- 1	NON-CONFERENCE	0- 3	0- 0	0- 4				
0- 2	0- 0	0- 0	HOME	0- 0	0- 0	0- 2				
0- 5	0- 0	0- 1	AWAY	0- 2	0- 0	0- 2				
0- 2	0- 1	0- 0	NEUTRAL	0- 1	0- 0	0- 0				
0- 6	0- 0	0- 0	CONFERENCE	0- 1	0- 1	0- 4				
0- 2	0- 0	0- 0	HOME	0- 0	0- 1	0- 1				
0- 4	0- 0	0- 0	AWAY	0- 1	0- 0	0- 3				
0- 0	0- 0	0- 0	NEUTRAL	0- 0	0- 0	0- 0				

RPI	S	Opponent	Score	RPI	S	Opponent	Score	RPI	S	Opponent	Score	RPI	S	Opponent	Score	Team's RPI: 325
22	N	Florida St.	45 62	39	A	Ohio	60 100	75	A	Belmont	43 69	143	H	UT Martin	61 87	
								97	A	Miami (OH)	44 60	179	A	Akron	54 63	
								99	A	West Virginia	29 78	198	H	George Mason	75 91	
								99	N	West Virginia	39 81	208	H	Saint Louis	43 70	
												220	H	Southeast Mo. St.	42 52	
												285	A	Murray St.	63 81	
												292	A	Western Mich.	53 64	
												301	A	Tennessee St.	38 60	
												313	A	Austin Peay	65 100	

LAST 12 Division I GAMES:																
301	A	Tennessee St.	38 60	99	N	West Virginia	39 81	220	H	Southeast Mo. St.	42 52	143	H	UT Martin	61 87	
285	A	Murray St.	63 81	75	A	Belmont	43 69	292	A	Western Mich.	53 64	301	A	Tennessee St.	38 60	
313	A	Austin Peay	65 100	22	N	Florida St.	45 62									
99	A	West Virginia	29 78													
198	H	George Mason	75 91													
179	A	Akron	54 63													

Non-Div I Games: Brescia 70 41 Ky. Christian 90 35

Eastern Ky.

Average RPI Win:	283	WON-LOST	WINNING	LAST 10	STRENGTH OF	OPP. STRENGTH	TEAM	ADJ.	CONF.	ADJ CONF.
Average RPI Loss:	96	RECORD	PCT. RANK	GAMES	SCHEDULE	OF SCHEDULE	RPI	RPI	RPI	RPI

DIV. I ONLY	8- 7	148	5-5	225	233	184	184	8	8
DIV. I NON-CONF.	6- 4	125	0- 0	336	240	245	245	8	8

TOTALS	RPI 1-25	RPI 26-50	W-L RECORDS	RPI 51-100	RPI 101-150	RPI 150+			
8- 7	0- 2	0- 2	OVERALL	0- 1	0- 0	8- 2			
5- 1	0- 0	0- 1	HOME	0- 0	0- 0	5- 0			
3- 3	0- 0	0- 1	AWAY	0- 1	0- 0	3- 1			
0- 3	0- 2	0- 0	NEUTRAL	0- 0	0- 0	0- 1			
6- 4	0- 2	0- 0	NON-CONFERENCE	0- 0	0- 0	6- 2			
4- 0	0- 0	0- 0	HOME	0- 0	0- 0	4- 0			
2- 1	0- 0	0- 0	AWAY	0- 0	0- 0	2- 1			
0- 3	0- 2	0- 0	NEUTRAL	0- 0	0- 0	0- 1			
2- 3	0- 0	0- 2	CONFERENCE	0- 1	0- 0	2- 0			
1- 1	0- 0	0- 1	HOME	0- 0	0- 0	1- 0			
1- 2	0- 0	0- 1	AWAY	0- 1	0- 0	1- 0			
0- 0	0- 0	0- 0	NEUTRAL	0- 0	0- 0	0- 0			

RPI 1-25				RPI 26-50				RPI 51-100				RPI 101+ Team's RPI: 184			
RPI	S	Opponent	Score	RPI	S	Opponent	Score	RPI	S	Opponent	Score	RPI	S	Opponent	Score
13	N	Iowa St.	59 85	36	H	Buffalo	84 91	76	A	Kent St.	64 71	166	A	Illinois	66 72
21	N	Butler	63 73	39	A	Ohio	44 85					179	A	Akron	72 60
												183	H	Illinois St.	50 41
												266	H	Cleveland St.	69 63
												292	H	Western Mich.	64 61
												321	N	UNC Greensboro	44 49
												329	H	Detroit Mercy	60 53
												335	H	UIC	52 38
												338	A	Purdue Fort Wayne	87 72
												345	A	Longwood	64 45

LAST 12 Division I GAMES:															
76	A	Kent St.	64 71	39	A	Ohio	44 85								
21	N	Butler	63 73	179	A	Akron	72 60								
321	N	UNC Greensboro	44 49	292	H	Western Mich.	64 61								
345	A	Longwood	64 45	36	H	Buffalo	84 91								
338	A	Purdue Fort Wayne	87 72	166	A	Illinois	66 72								
329	H	Detroit Mercy	60 53	335	H	UIC	52 38								

Non-Div I Games: Northwood 53 39

Eastern Mich.

Average RPI Win:	200	WON-LOST	WINNING	LAST 10	STRENGTH OF	OPP. STRENGTH	TEAM	ADJ.	CONF.	ADJ CONF.
Average RPI Loss:	105	RECORD	PCT. RANK	GAMES	SCHEDULE	OF SCHEDULE	RPI	RPI	RPI	RPI

DIV. I ONLY	3- 11	304	3-7	39	156	176	176	15	15
DIV. I NON-CONF.	0- 8	336	0- 0	8	166	219	219	12	12

TOTALS	RPI 1-25	RPI 26-50	W-L RECORDS	RPI 51-100	RPI 101-150	RPI 150+			
3- 11	0- 2	0- 2	OVERALL	0- 1	1- 4	2- 2			
0- 4	0- 1	0- 1	HOME	0- 0	0- 2	0- 0			
3- 5	0- 1	0- 0	AWAY	0- 1	1- 2	2- 1			
0- 2	0- 0	0- 1	NEUTRAL	0- 0	0- 0	0- 1			
0- 8	0- 2	0- 2	NON-CONFERENCE	0- 1	0- 1	0- 2			
0- 3	0- 1	0- 1	HOME	0- 0	0- 1	0- 0			
0- 3	0- 1	0- 0	AWAY	0- 1	0- 0	0- 1			
0- 2	0- 0	0- 1	NEUTRAL	0- 0	0- 0	0- 1			
3- 3	0- 0	0- 0	CONFERENCE	0- 0	1- 3	2- 0			
0- 1	0- 0	0- 0	HOME	0- 0	0- 1	0- 0			
3- 2	0- 0	0- 0	AWAY	0- 0	1- 2	2- 0			
0- 0	0- 0	0- 0	NEUTRAL	0- 0	0- 0	0- 0			

RPI 1-25				RPI 26-50				RPI 51-100				RPI 101+ Team's RPI: 176			
RPI	S	Opponent	Score	RPI	S	Opponent	Score	RPI	S	Opponent	Score	RPI	S	Opponent	Score
10	H	Gonzaga	51 63	38	N	Oregon St.	45 93	62	A	Boi se St.	55 67	108	H	Northern Colo.	62 67
20	A	BYU	65 80	40	H	Utah	51 95					118	A	Idaho St.	48 63
												130	A	Idaho	68 84
												131	H	Fresno St.	58 68
												145	A	Montana	68 62
												153	A	Montana St.	89 87
												186	N	UC Ri versi de	45 57
												302	A	Weber St.	64 58
												307	A	Cal Poly	55 59
LAST 12 Division I GAMES:															
				118	A	Idaho St.	48 63	153	A	Montana St.	89 87				
				302	A	Weber St.	64 58	145	A	Montana	68 62				
				186	N	UC Ri versi de	45 57	108	H	Northern Colo.	62 67				
				38	N	Oregon St.	45 93	130	A	Idaho	68 84				
				62	A	Boi se St.	55 67	307	A	Cal Poly	55 59				
				131	H	Fresno St.	58 68	40	H	Utah	51 95				

Non-Div I Games: Eastern Ore. 66 45

Eastern Wash.

Average RPI Win: 328		WON-LOST	WINNING	LAST 10	STRENGTH OF		OPP. STRENGTH	TEAM	ADJ.	CONF.	ADJ CONF.
Average RPI Loss: 212		RECORD	PCT. RANK	GAMES	SCHEDULE		OF SCHEDULE	RPI	RPI	RPI	RPI
DIV. I ONLY		2- 15	335	1-9	306		330	344	344	12	12
DIV. I NON-CONF.		2- 9	297	0- 0	341		337	348	348	14	14
TOTALS		RPI 1-25	RPI 26-50	W-L RECORDS		RPI 51-100	RPI 101-150	RPI 150+			
2- 15	0- 0	0- 0		OVERALL		0- 2	0- 0	2- 13			
1- 6	0- 0	0- 0		HOME		0- 0	0- 0	1- 6			
1- 9	0- 0	0- 0		AWAY		0- 2	0- 0	1- 7			
0- 0	0- 0	0- 0		NEUTRAL		0- 0	0- 0	0- 0			
2- 9	0- 0	0- 0		NON-CONFERENCE		0- 1	0- 0	2- 8			
1- 4	0- 0	0- 0		HOME		0- 0	0- 0	1- 4			
1- 5	0- 0	0- 0		AWAY		0- 1	0- 0	1- 4			
0- 0	0- 0	0- 0		NEUTRAL		0- 0	0- 0	0- 0			
0- 6	0- 0	0- 0		CONFERENCE		0- 1	0- 0	0- 5			
0- 2	0- 0	0- 0		HOME		0- 0	0- 0	0- 2			
0- 4	0- 0	0- 0		AWAY		0- 1	0- 0	0- 3			
0- 0	0- 0	0- 0		NEUTRAL		0- 0	0- 0	0- 0			

RPI 1-25				RPI 26-50				RPI 51-100				RPI 101+ Team' s RPI: 344					
RPI	S	Opponent	Score	RPI	S	Opponent	Score	RPI	S	Opponent	Score	RPI	S	Opponent	Score		
								88	A	Dayton	30	69	162	A	Wi sconsin	60	96
								96	A	Missouri St.	66	88	164	A	Morehead St.	63	85
												168	A	Southern Ill.	47	67	
												173	H	Bradley	68	75	
												183	H	Illinoi s St.	61	72	
												199	H	SIUE	45	54	
												220	H	Southeast Mo. St.	50	54	
												223	A	Loyol a Chi cago	56	61	
												240	A	Marshall	65	72	
												285	A	Murray St.	53	81	
												309	A	Valparai so	49	93	
												313	H	Austin Peay	56	52	
												335	H	UIC	54	62	
												338	H	Purdue Fort Wayne	66	72	
												343	A	Chi cago St.	67	58	
LAST 12 Division I GAMES:																	
				96	A	Missouri St.	66	88	309	A	Valparai so	49	93				
				168	A	Southern Ill.	47	67	223	A	Loyol a Chi cago	56	61				
				162	A	Wi sconsin	60	96	183	H	Illinoi s St.	61	72				
				313	H	Austin Peay	56	52	173	H	Bradley	68	75				
				88	A	Dayton	30	69	335	H	UIC	54	62				
				220	H	Southeast Mo. St.	50	54	164	A	Morehead St.	63	85				

Non-Div I Games:

Evansville

Average RPI Win:	233	WON-LOST	WINNING	LAST 10	STRENGTH OF	OPP. STRENGTH	TEAM	ADJ.	CONF.	ADJ CONF.
Average RPI Loss:	59	RECORD	PCT. RANK	GAMES	SCHEDULE	OF SCHEDULE	RPI	RPI	RPI	RPI
DIV. I ONLY	11- 4	55	8-2	180	171	82	82	25	25	
DIV. I NON-CONF.	7- 4	109	0- 0	157	81	102	102	27	27	

TOTALS	RPI 1-25	RPI 26-50	W-L RECORDS	RPI 51-100	RPI 101-150	RPI 150+				
11- 4	0- 1	0- 1	OVERALL	0- 1	2- 0	9- 1				
5- 1	0- 0	0- 0	HOME	0- 0	1- 0	4- 1				
5- 2	0- 0	0- 1	AWAY	0- 1	0- 0	5- 0				
1- 1	0- 1	0- 0	NEUTRAL	0- 0	1- 0	0- 0				
7- 4	0- 1	0- 1	NON-CONFERENCE	0- 1	2- 0	5- 1				
4- 1	0- 0	0- 0	HOME	0- 0	1- 0	3- 1				
2- 2	0- 0	0- 1	AWAY	0- 1	0- 0	2- 0				
1- 1	0- 1	0- 0	NEUTRAL	0- 0	1- 0	0- 0				
4- 0	0- 0	0- 0	CONFERENCE	0- 0	0- 0	4- 0				
1- 0	0- 0	0- 0	HOME	0- 0	0- 0	1- 0				
3- 0	0- 0	0- 0	AWAY	0- 0	0- 0	3- 0				
0- 0	0- 0	0- 0	NEUTRAL	0- 0	0- 0	0- 0				

RPI 1-25				RPI 26-50				RPI 51-100				Team's RPI: 82				RPI 101+			
RPI	S	Opponent	Score	RPI	S	Opponent	Score	RPI	S	Opponent	Score	RPI	S	Opponent	Score	RPI	S	Opponent	Score
4	N	Stanford	65 88	26	A	South Dakota St.	62 80	51	A	Duke	41 57	116	H	Houston	76 71	127	N	American	90 71
												155	H	UAB	60 62	158	A	North Ala.	68 52
												167	H	Abilene Christian	81 65	253	A	Saint Francis (PA)	83 69
												264	H	Liberty	68 50	271	A	Hawai i	73 67
												291	A	North Florida	105 66	297	A	Kennesaw St.	69 46
												305	H	Coppin St.	93 61	310	H	FIU	100 58
LAST 12 Division I GAMES:																			
				51	A	Duke	41 57	297	A	Kennesaw St.	69 46								
				155	H	UAB	60 62	291	A	North Florida	105 66								
				305	H	Coppin St.	93 61	158	A	North Ala.	68 52								
				167	H	Abilene Christian	81 65	264	H	Liberty	68 50								
				253	A	Saint Francis (PA)	83 69	127	N	American	90 71								
				116	H	Houston	76 71	271	A	Hawai i	73 67								

Non-Div I Games: Fla. Memorial 99 68 Johnson & Wales (FL) 109 64

FGCU

Loss, Non-Conf, S Site, H Home A Away N Neutral

Average RPI Win:	338	WON-LOST	WINNING	LAST 10	STRENGTH OF	OPP. STRENGTH	TEAM	ADJ.	CONF.	ADJ CONF.
Average RPI Loss:	165	RECORD	PCT. RANK	GAMES	SCHEDULE	OF SCHEDULE	RPI	RPI	RPI	RPI
DIV. I ONLY	3- 15	319	1-9	121	341	310	310	16	16	
DIV. I NON-CONF.	3- 9	271	0- 1	239	348	332	332	19	19	

TOTALS	RPI 1-25	RPI 26-50	W-L RECORDS	RPI 51-100	RPI 101-150	RPI 150+				
3- 15	0- 0	0- 1	OVERALL	0- 3	0- 2	3- 9				
3- 10	0- 0	0- 1	HOME	0- 1	0- 2	3- 6				
0- 5	0- 0	0- 0	AWAY	0- 2	0- 0	0- 3				
0- 0	0- 0	0- 0	NEUTRAL	0- 0	0- 0	0- 0				
3- 9	0- 0	0- 1	NON-CONFERENCE	0- 1	0- 1	3- 6				
3- 6	0- 0	0- 1	HOME	0- 0	0- 1	3- 4				
0- 3	0- 0	0- 0	AWAY	0- 1	0- 0	0- 2				
0- 0	0- 0	0- 0	NEUTRAL	0- 0	0- 0	0- 0				
0- 6	0- 0	0- 0	CONFERENCE	0- 2	0- 1	0- 3				
0- 4	0- 0	0- 0	HOME	0- 1	0- 1	0- 2				
0- 2	0- 0	0- 0	AWAY	0- 1	0- 0	0- 1				
0- 0	0- 0	0- 0	NEUTRAL	0- 0	0- 0	0- 0				

RPI	S	Opponent	Score	RPI	S	Opponent	Score	RPI	S	Opponent	Score	RPI	S	Opponent	Score	Team's RPI: 310
35	H	Miami (FL)	43 94	55	A	Old Dominion	68 95	110	H	Western Ky.	82 94	140	H	South Alabama	77 84	
				70	H	Middle Tenn.	43 49	155	H	UAB	59 83	170	A	Charlotte	54 69	
				82	A	FGCU	58 100	177	H	Georgia St.	61 67	203	H	Jacksonville	62 73	
								221	H	Howard	62 89	240	H	Marshall	58 86	
								244	H	Campbell	54 59	277	A	Bethune-Cookman	57 68	
								291	A	North Florida	53 62	318	H	Morgan St.	59 50	
								346	H	Florida A&M	77 54	350	H	Alcorn	75 40	

LAST 12 Division I GAMES:																
55	A	Old Dominion	68 95	140	H	South Alabama	77 84									
170	A	Charlotte	54 69	244	H	Campbell	54 59									
155	H	UAB	59 83	240	H	Marshall	58 86									
70	H	Middle Tenn.	43 49	110	H	Western Ky.	82 94									
203	H	Jacksonville	62 73	221	H	Howard	62 89									
350	H	Alcorn	75 40	291	A	North Florida	53 62									

Non-Div I Games: Palm Beach Atl. 63 66

FIU

Average RPI Win:	323	WON-LOST	WINNING	LAST 10	STRENGTH OF	OPP. STRENGTH	TEAM	ADJ.	CONF.	ADJ CONF.
Average RPI Loss:	181	RECORD	PCT. RANK	GAMES	SCHEDULE	OF SCHEDULE	RPI	RPI	RPI	RPI
DIV. I ONLY	3- 14	316	1-9	223	323	312	312	27	27	
DIV. I NON-CONF.	3- 8	267	0- 0	252	322	295	295	28	28	

TOTALS	RPI 1-25	RPI 26-50	W-L RECORDS	RPI 51-100	RPI 101-150	RPI 150+				
3- 14	0- 0	0- 0	OVERALL	0- 3	0- 2	3- 9				
1- 4	0- 0	0- 0	HOME	0- 1	0- 2	1- 1				
1- 7	0- 0	0- 0	AWAY	0- 1	0- 0	1- 6				
1- 3	0- 0	0- 0	NEUTRAL	0- 1	0- 0	1- 2				
3- 8	0- 0	0- 0	NON-CONFERENCE	0- 2	0- 1	3- 5				
1- 2	0- 0	0- 0	HOME	0- 1	0- 1	1- 0				
1- 3	0- 0	0- 0	AWAY	0- 0	0- 0	1- 3				
1- 3	0- 0	0- 0	NEUTRAL	0- 1	0- 0	1- 2				
0- 6	0- 0	0- 0	CONFERENCE	0- 1	0- 1	0- 4				
0- 2	0- 0	0- 0	HOME	0- 0	0- 1	0- 1				
0- 4	0- 0	0- 0	AWAY	0- 1	0- 0	0- 3				
0- 0	0- 0	0- 0	NEUTRAL	0- 0	0- 0	0- 0				

RPI 1-25				RPI 26-50				RPI 51-100				RPI 101+ Team's RPI: 312					
RPI	S	Opponent	Score	RPI	S	Opponent	Score	RPI	S	Opponent	Score	RPI	S	Opponent	Score		
								52	N	Bucknell I	54	77	135	H	Marist	46	56
								54	H	Northeastern	50	59	150	H	William & Mary	54	60
								69	A	Qui nni pi ac	36	81	175	A	Xavi er	35	48
													181	N	Massachusetts	49	59
													201	A	Ri der	59	62
													202	A	Brown	49	68
													226	A	Dartmouth	46	59
													241	A	Ni agara	68	71
													247	N	Furman	70	77
													282	A	Ri chmond	58	40
													293	A	Can i si us	50	53
													303	H	Saint Peter' s	65	68
													335	N	UIC	68	60
													351	H	LIU Brookl yn	71	43
LAST 12 Di vi si on I GAMES:																	
201	A	Ri der	59	62	241	A	Ni agara	68	71								
69	A	Qui nni pi ac	36	81	293	A	Can i si us	50	53								
335	N	UIC	68	60	303	H	Saint Peter' s	65	68								
247	N	Furman	70	77	135	H	Marist	46	56								
226	A	Dartmouth	46	59	150	H	William & Mary	54	60								
54	H	Northeastern	50	59	181	N	Massachusetts	49	59								

Non-Div I Games:

Fairfield

Average RPI Win:	320	WON-LOST	WINNING	LAST 10	STRENGTH OF	OPP. STRENGTH	TEAM	ADJ.	CONF.	ADJ CONF.
Average RPI Loss:	253	RECORD	PCT. RANK	GAMES	SCHEDULE	OF SCHEDULE	RPI	RPI	RPI	RPI

DIV. I ONLY	3- 12	307	3-7	345	347	347	347	31	31
DIV. I NON-CONF.	1- 8	322	0- 0	315	346	349	349	31	31

TOTALS	RPI 1-25	RPI 26-50	W-L RECORDS	RPI 51-100	RPI 101-150	RPI 150+			
3- 12	0- 0	0- 0	OVERALL	0- 0	0- 1	3- 11			
2- 3	0- 0	0- 0	HOME	0- 0	0- 0	2- 3			
1- 9	0- 0	0- 0	AWAY	0- 0	0- 1	1- 8			
0- 0	0- 0	0- 0	NEUTRAL	0- 0	0- 0	0- 0			
1- 8	0- 0	0- 0	NON-CONFERENCE	0- 0	0- 1	1- 7			
1- 2	0- 0	0- 0	HOME	0- 0	0- 0	1- 2			
0- 6	0- 0	0- 0	AWAY	0- 0	0- 1	0- 5			
0- 0	0- 0	0- 0	NEUTRAL	0- 0	0- 0	0- 0			
2- 4	0- 0	0- 0	CONFERENCE	0- 0	0- 0	2- 4			
1- 1	0- 0	0- 0	HOME	0- 0	0- 0	1- 1			
1- 3	0- 0	0- 0	AWAY	0- 0	0- 0	1- 3			
0- 0	0- 0	0- 0	NEUTRAL	0- 0	0- 0	0- 0			

RPI 1-25	RPI 26-50	RPI 51-100	RPI 101+	Team's RPI: 347
RPI S Opponent Score	RPI S Opponent Score	RPI S Opponent Score	RPI S Opponent Score	
			144 A Stony Brook	49 63
			219 A Air Force	37 85
			221 H Howard	58 79
			232 A Colgate	52 71
			234 H Mt. St. Mary's	47 63
			235 A Robert Morris	49 71
			253 A Saint Francis (PA)	64 75
			256 A Binghamton	54 73
			287 A Army West Point	40 62
			295 H Central Conn. St.	74 67
			303 A Saint Peter's	58 75
			315 H NJIT	64 43
			317 A Wagner	59 71
			332 H Lafayette	57 63
			351 A LIU Brooklyn	69 52
LAST 12 Division I GAMES:				
235 A Robert Morris	49 71	234 H Mt. St. Mary's	47 63	
253 A Saint Francis (PA)	64 75	351 A LIU Brooklyn	69 52	
303 A Saint Peter's	58 75	317 A Wagner	59 71	
144 A Stony Brook	49 63	295 H Central Conn. St.	74 67	
287 A Army West Point	40 62	256 A Binghamton	54 73	
232 A Colgate	52 71	221 H Howard	58 79	

Non-Div I Games: Georgian Court 70 45 Rutgers-Newark 97 51

Average RPI Win:	291	WON-LOST	WINNING	LAST 10	STRENGTH OF	OPP. STRENGTH	TEAM	ADJ.	CONF.	ADJ CONF.
Average RPI Loss:	162	RECORD	PCT. RANK	GAMES	SCHEDULE	OF SCHEDULE	RPI	RPI	RPI	RPI
DIV. I ONLY	3- 16	325	0-10	111	304	290	290	16	16	
DIV. I NON-CONF.	3- 10	278	0- 1	209	318	307	307	19	19	

TOTALS	RPI 1-25	RPI 26-50	W-L RECORDS	RPI 51-100	RPI 101-150	RPI 150+				
3- 16	0- 0	0- 1	OVERALL	0- 3	0- 2	3- 10				
2- 10	0- 0	0- 0	HOME	0- 1	0- 1	2- 8				
1- 6	0- 0	0- 1	AWAY	0- 2	0- 1	1- 2				
0- 0	0- 0	0- 0	NEUTRAL	0- 0	0- 0	0- 0				
3- 10	0- 0	0- 1	NON-CONFERENCE	0- 1	0- 1	3- 7				
2- 6	0- 0	0- 0	HOME	0- 0	0- 0	2- 6				
1- 4	0- 0	0- 1	AWAY	0- 1	0- 1	1- 1				
0- 0	0- 0	0- 0	NEUTRAL	0- 0	0- 0	0- 0				
0- 6	0- 0	0- 0	CONFERENCE	0- 2	0- 1	0- 3				
0- 4	0- 0	0- 0	HOME	0- 1	0- 1	0- 2				
0- 2	0- 0	0- 0	AWAY	0- 1	0- 0	0- 1				
0- 0	0- 0	0- 0	NEUTRAL	0- 0	0- 0	0- 0				

RPI 1-25				RPI 26-50				RPI 51-100				RPI 101+				Team's RPI: 290	
RPI	S	Opponent	Score	RPI	S	Opponent	Score	RPI	S	Opponent	Score	RPI	S	Opponent	Score		
				28	A	Michigan St.	74 89										
								55	A	Old Dominion	53 87	101	A	Little Rock	38 61		
								70	H	Middle Tenn.	55 74	110	H	Western Ky.	50 81		
								85	A	Tulane	45 88	155	H	UAB	64 89		
												170	A	Charlotte	47 68		
												173	H	Bradley	59 80		
												177	H	Georgia St.	59 75		
												207	H	Hampton	68 72		
												208	H	Saint Louis	61 93		
												240	H	Marshall	67 72		
												247	A	Furman	57 73		
												260	A	Siena	70 66		
												268	H	N. C. A&T	65 67		
												282	H	Richmond	69 55		
												292	H	Western Mich.	59 69		
												332	H	Lafayette	53 49		
LAST 12 Division I GAMES:																	
				170	A	Charlotte	47 68	208	H	Saint Louis	61 93						
				55	A	Old Dominion	53 87	173	H	Bradley	59 80						
				70	H	Middle Tenn.	55 74	110	H	Western Ky.	50 81						
				155	H	UAB	64 89	240	H	Marshall	67 72						
				268	H	N. C. A&T	65 67	292	H	Western Mich.	59 69						
				28	A	Michigan St.	74 89	247	A	Furman	57 73						

Non-Div I Games:

Fla. Atlantic

F
l
o
r
i
d
a

Florida				Through Games Of Jan. 21, 2019							
Average RPI	Win:	229	WON-LOST	WINNING	LAST 10	STRENGTH OF	OPP. STRENGTH	TEAM	ADJ.	CONF.	ADJ CONF.
Average RPI	Loss:	103	RECORD	PCT. RANK	GAMES	SCHEDULE	OF SCHEDULE	RPI	RPI	RPI	RPI
DIV. I ONLY		5- 13	282	3-7	67	126	213	213	6	6	
DIV. I NON-CONF.		4- 9	253	0- 1	111	217	250	250	6	6	

TOTALS		RPI 1-25	RPI 26-50		W-L RECORDS		RPI 51-100	RPI 101-150	RPI 150+		
5- 13		0- 2	1- 3		OVERALL		0- 3	0- 1	4- 4		
5- 4		0- 0	1- 1		HOME		0- 2	0- 0	4- 1		
0- 8		0- 2	0- 1		AWAY		0- 1	0- 1	0- 3		
0- 1		0- 0	0- 1		NEUTRAL		0- 0	0- 0	0- 0		
4- 9		0- 1	0- 2		NON-CONFERENCE		0- 3	0- 0	4- 3		
4- 3		0- 0	0- 0		HOME		0- 2	0- 0	4- 1		
0- 5		0- 1	0- 1		AWAY		0- 1	0- 0	0- 2		
0- 1		0- 0	0- 1		NEUTRAL		0- 0	0- 0	0- 0		
1- 4		0- 1	1- 1		CONFERENCE		0- 0	0- 1	0- 1		
1- 1		0- 0	1- 1		HOME		0- 0	0- 0	0- 0		
0- 3		0- 1	0- 0		AWAY		0- 0	0- 1	0- 1		
0- 0		0- 0	0- 0		NEUTRAL		0- 0	0- 0	0- 0		

RPI 1-25				RPI 26-50				RPI 51-100				RPI 101+ Team's RPI: 213			
RPI	S	Opponent	Score	RPI	S	Opponent	Score	RPI	S	Opponent	Score	RPI	S	Opponent	Score
18	A	South Carolina	40 71	29	A	Indiana	64 83	54	H	Northeastern	66 79	120	A	Alabama	67 74
22	A	Florida St.	56 63	34	H	Missouri	58 56	80	H	Northwestern	74 83	157	H	Texas Tech	72 67
				40	N	Utah	58 74	100	A	Ohio St.	41 46	180	A	Mercer	82 92
				47	H	Auburn	56 64					193	A	Ole Miss	66 76
												229	A	UNLV	53 56
												233	H	Gardner-Webb	58 60
												277	H	Bethune-Cookman	64 53
												333	H	Charleston So.	70 60
												346	H	Florida A&M	62 38

LAST 12 Division I GAMES:															
47	H	Auburn	56 64	229	A	UNLV	53 56	120	A	Alabama	67 74	193	A	Ole Miss	66 76
333	H	Charleston So.	70 60	34	H	Missouri	58 56	180	A	Mercer	82 92	157	H	Texas Tech	72 67
40	N	Utah	58 74	100	A	Ohio St.	41 46	80	H	Northwestern	74 83	277	H	Bethune-Cookman	64 53
22	A	Florida St.	56 63	29	A	Indiana	64 83	54	H	Northeastern	66 79	233	H	Gardner-Webb	58 60
18	A	South Carolina	40 71	34	H	Missouri	58 56	80	H	Northwestern	74 83	277	H	Bethune-Cookman	64 53
				40	N	Utah	58 74	100	A	Ohio St.	41 46	333	H	Charleston So.	70 60
				47	H	Auburn	56 64					346	H	Florida A&M	62 38

Non-Div I Games:

Florida

F
l
o
r
i
d
a

Average RPI Win:	223	WON-LOST	WINNING	LAST 10	STRENGTH OF	OPP. STRENGTH	TEAM	ADJ.	CONF.	ADJ CONF.
Average RPI Loss:	217	RECORD	PCT. RANK	GAMES	SCHEDULE	OF SCHEDULE	RPI	RPI	RPI	RPI
DIV. I ONLY	2- 14	331	2-8	309	288	346	346	32	32	
DIV. I NON-CONF.	1- 10	330	0- 1	267	184	340	340	32	32	

TOTALS	RPI 1-25	RPI 26-50	W-L RECORDS	RPI 51-100	RPI 101-150	RPI 150+				
2- 14	0- 0	0- 2	OVERALL	1- 1	0- 0	1- 11				
2- 3	0- 0	0- 0	HOME	1- 0	0- 0	1- 3				
0- 8	0- 0	0- 2	AWAY	0- 0	0- 0	0- 6				
0- 3	0- 0	0- 0	NEUTRAL	0- 1	0- 0	0- 2				
1- 10	0- 0	0- 2	NON-CONFERENCE	1- 1	0- 0	0- 7				
1- 1	0- 0	0- 0	HOME	1- 0	0- 0	0- 1				
0- 6	0- 0	0- 2	AWAY	0- 0	0- 0	0- 4				
0- 3	0- 0	0- 0	NEUTRAL	0- 1	0- 0	0- 2				
1- 4	0- 0	0- 0	CONFERENCE	0- 0	0- 0	1- 4				
1- 2	0- 0	0- 0	HOME	0- 0	0- 0	1- 2				
0- 2	0- 0	0- 0	AWAY	0- 0	0- 0	0- 2				
0- 0	0- 0	0- 0	NEUTRAL	0- 0	0- 0	0- 0				

RPI 1-25				RPI 26-50				RPI 51-100				RPI 101+ Team's RPI: 346			
RPI	S	Opponent	Score	RPI	S	Opponent	Score	RPI	S	Opponent	Score	RPI	S	Opponent	Score
				35	A	Miami (FL)	54 103	85	N	Tulane	34 78	194	H	Jacksonville St.	31 62
				45	A	Tennessee	31 96	97	H	Miami (OH)	57 56	213	A	Florida	38 62
												216	H	UMES	36 68
												221	A	Howard	68 74
												245	A	Stetson	44 69
												254	A	Norfolk St.	58 60
												291	A	North Florida	53 64
												292	N	Western Mich.	50 69
												299	N	Omaha	50 57
												310	A	FIU	54 77
												339	H	Savannah St.	50 54
												348	H	Delaware St.	57 52
LAST 12 Division I GAMES:															
				254	A	Norfolk St.	58 60	299	N	Omaha	50 57				
				221	A	Howard	68 74	348	H	Delaware St.	57 52				
				85	N	Tulane	34 78	216	H	UMES	36 68				
				35	A	Miami (FL)	54 103	339	H	Savannah St.	50 54				
				292	N	Western Mich.	50 69	97	H	Miami (OH)	57 56				
				245	A	Stetson	44 69	213	A	Florida	38 62				

Non-Div I Games: Edward Waters 70 64

Florida A&M

Average RPI Win:	140	WON-LOST	WINNING	LAST 10	STRENGTH OF	OPP. STRENGTH	TEAM	ADJ.	CONF.	ADJ CONF.
Average RPI Loss:	43	RECORD	PCT. RANK	GAMES	SCHEDULE	OF SCHEDULE	RPI	RPI	RPI	RPI
DIV. I ONLY	16- 2	12	9-1	101	19	22	22	1	1	
DIV. I NON-CONF.	12- 1	10	1- 0	130	70	29	29	1	1	

TOTALS	RPI 1-25	RPI 26-50	W-L RECORDS	RPI 51-100	RPI 101-150	RPI 150+				
16- 2	1- 0	1- 2	OVERALL	5- 0	2- 0	7- 0				
8- 2	0- 0	0- 2	HOME	3- 0	1- 0	4- 0				
6- 0	0- 0	1- 0	AWAY	2- 0	1- 0	2- 0				
2- 0	1- 0	0- 0	NEUTRAL	0- 0	0- 0	1- 0				
12- 1	1- 0	0- 1	NON-CONFERENCE	2- 0	2- 0	7- 0				
7- 1	0- 0	0- 1	HOME	2- 0	1- 0	4- 0				
3- 0	0- 0	0- 0	AWAY	0- 0	1- 0	2- 0				
2- 0	1- 0	0- 0	NEUTRAL	0- 0	0- 0	1- 0				
4- 1	0- 0	1- 1	CONFERENCE	3- 0	0- 0	0- 0				
1- 1	0- 0	0- 1	HOME	1- 0	0- 0	0- 0				
3- 0	0- 0	1- 0	AWAY	2- 0	0- 0	0- 0				
0- 0	0- 0	0- 0	NEUTRAL	0- 0	0- 0	0- 0				

RPI	S	Opponent	Score	RPI	S	Opponent	Score	RPI	S	Opponent	Score	RPI	S	Opponent	Score
12	N	Iowa	71 67	37	H	Clemson	45 57	51	H	Duke	66 62	105	A	St. John's (NY)	57 53
				44	A	North Carolina	64 63	67	H	Creighton	71 52	114	H	Penn St.	87 58
				48	H	LSU	45 58	77	A	Boston College	91 71	177	H	Georgia St.	79 43
								90	H	Troy	103 67	180	A	Mercer	57 56
								98	A	Virginia	63 61	185	A	Milwaukee	87 62
												203	H	Jacksonville	79 46
												213	H	Florida	63 56
												291	H	North Florida	74 53
												325	N	Eastern Ky.	62 45

LAST 12 Division I GAMES:															
44	A	North Carolina	64 63	12	N	Iowa	71 67	51	H	Duke	66 62	114	H	Penn St.	87 58
98	A	Virginia	63 61	51	H	Duke	66 62	77	A	Boston College	91 71	177	H	Georgia St.	79 43
177	H	Georgia St.	79 43	77	A	Boston College	91 71	37	H	Clemson	45 57	180	A	Mercer	57 56
185	A	Milwaukee	87 62	37	H	Clemson	45 57	180	A	Mercer	57 56	185	A	Milwaukee	87 62
67	H	Creighton	71 52	180	A	Mercer	57 56	203	H	Jacksonville	79 46	213	H	Florida	63 56
105	A	St. John's (NY)	57 53	114	H	Penn St.	87 58	291	H	North Florida	74 53	325	N	Eastern Ky.	62 45

Non-Div I Games:

Florida St.

Average RPI Win:	212	WON-LOST	WINNING	LAST 10	STRENGTH OF	OPP. STRENGTH	TEAM	ADJ.	CONF.	ADJ CONF.
Average RPI Loss:	83	RECORD	PCT. RANK	GAMES	SCHEDULE	OF SCHEDULE	RPI	RPI	RPI	RPI
DIV. I ONLY	12- 7	99	7-3	229	73	141	141	17	17	
DIV. I NON-CONF.	9- 5	105	1- 0	218	47	121	121	17	17	

TOTALS	RPI 1-25	RPI 26-50	W-L RECORDS	RPI 51-100	RPI 101-150	RPI 150+				
12- 7	0- 1	0- 0	OVERALL	2- 4	1- 2	9- 0				
7- 2	0- 0	0- 0	HOME	2- 0	0- 2	5- 0				
3- 4	0- 0	0- 0	AWAY	0- 4	0- 0	3- 0				
2- 1	0- 1	0- 0	NEUTRAL	0- 0	1- 0	1- 0				
9- 5	0- 1	0- 0	NON-CONFERENCE	2- 3	1- 1	6- 0				
6- 1	0- 0	0- 0	HOME	2- 0	0- 1	4- 0				
1- 3	0- 0	0- 0	AWAY	0- 3	0- 0	1- 0				
2- 1	0- 1	0- 0	NEUTRAL	0- 0	1- 0	1- 0				
3- 2	0- 0	0- 0	CONFERENCE	0- 1	0- 1	3- 0				
1- 1	0- 0	0- 0	HOME	0- 0	0- 1	1- 0				
2- 1	0- 0	0- 0	AWAY	0- 1	0- 0	2- 0				
0- 0	0- 0	0- 0	NEUTRAL	0- 0	0- 0	0- 0				

RPI 1-25				RPI 26-50				RPI 51-100				RPI 101+				Team's RPI: 141
RPI	S	Opponent	Score	RPI	S	Opponent	Score	RPI	S	Opponent	Score	RPI	S	Opponent	Score	
23	N	Texas	54 72					54	A	Northeastern	54 58	111	N	Washington	65 57	
								68	H	Maine	72 64	114	H	Penn St.	55 72	
								70	H	Middle Tenn.	61 49	126	H	VCU	44 47	
								83	A	Georgetown	38 58	170	H	Charlotte	71 64	
								88	A	Dayton	50 72	188	N	Ball St.	78 70	
								91	A	Pittsburgh	62 65	197	A	George Washington	50 38	
												208	A	Saint Louis	56 53	
												262	H	Columbia	68 49	
												282	H	Richmond	60 48	
												317	H	Wagner	80 59	
												327	A	Iona	57 40	
												341	H	Manhattan	65 61	

LAST 12 Division I GAMES:																
126	H	VCU	44 47	70	H	Middle Tenn.	61 49	23	N	Texas	54 72	111	N	Washington	65 57	
208	A	Saint Louis	56 53	23	N	Texas	54 72	88	A	Dayton	50 72	262	H	Columbia	68 49	
282	H	Richmond	60 48	111	N	Washington	65 57	91	A	Pittsburgh	62 65					
197	A	George Washington	50 38													
68	H	Maine	72 64													
327	A	Iona	57 40													

Non-Div I Games:

Fordham

Average RPI Win:	209	WON-LOST	WINNING	LAST 10	STRENGTH OF	OPP. STRENGTH	TEAM	ADJ.	CONF.	ADJ CONF.
Average RPI Loss:	87	RECORD	PCT. RANK	GAMES	SCHEDULE	OF SCHEDULE	RPI	RPI	RPI	RPI

DIV. I ONLY	9- 5	97	7-3	233	78	131	131	13	13
DIV. I NON-CONF.	5- 4	139	0- 0	210	42	124	124	11	11

TOTALS	RPI 1-25	RPI 26-50	W-L RECORDS	RPI 51-100	RPI 101-150	RPI 150+			
9- 5	0- 1	0- 1	OVERALL	0- 2	1- 0	8- 1			
6- 1	0- 0	0- 0	HOME	0- 1	1- 0	5- 0			
3- 4	0- 1	0- 1	AWAY	0- 1	0- 0	3- 1			
0- 0	0- 0	0- 0	NEUTRAL	0- 0	0- 0	0- 0			
5- 4	0- 1	0- 1	NON-CONFERENCE	0- 1	1- 0	4- 1			
4- 0	0- 0	0- 0	HOME	0- 0	1- 0	3- 0			
1- 4	0- 1	0- 1	AWAY	0- 1	0- 0	1- 1			
0- 0	0- 0	0- 0	NEUTRAL	0- 0	0- 0	0- 0			
4- 1	0- 0	0- 0	CONFERENCE	0- 1	0- 0	4- 0			
2- 1	0- 0	0- 0	HOME	0- 1	0- 0	2- 0			
2- 0	0- 0	0- 0	AWAY	0- 0	0- 0	2- 0			
0- 0	0- 0	0- 0	NEUTRAL	0- 0	0- 0	0- 0			

RPI 1-25				RPI 26-50				RPI 51-100				RPI 101+				Team's RPI: 131	
RPI	S	Opponent	Score	RPI	S	Opponent	Score	RPI	S	Opponent	Score	RPI	S	Opponent	Score		
14	A	Arizona St.	52 68	49	A	Southern Cal i forn i a	61 62	56	A	UCLA	80 89	124	H	UT Ar l ington	70 61		
								62	H	Bo i se St.	60 72	151	H	Utah St.	70 59		
												174	H	Santa Clara	80 53		
												176	A	Eastern Wash.	68 58		
												185	H	Milwaukee	65 48		
												187	A	Col orado St.	66 55		
												255	A	Northern Ari z.	73 86		
												261	A	Nevada	79 63		
												307	H	Cal Poly	76 58		
												320	H	San Jose St.	77 48		
LAST 12 Division I GAMES:																	
320	H	San Jose St.	77 48	62	H	Bo i se St.	60 72	261	A	Nevada	79 63						
14	A	Arizona St.	52 68	151	H	Utah St.	70 59	187	A	Col orado St.	66 55						
174	H	Santa Clara	80 53	124	H	UT Ar l ington	70 61	185	H	Milwaukee	65 48						
56	A	UCLA	80 89														
176	A	Eastern Wash.	68 58														
49	A	Southern Cal i forn i a	61 62														

Non-Di v I Games:	Stan i slaus St. 86 51	Fresno Paci fi c 90 51	Fresno St.
-------------------	------------------------	------------------------	------------

Average RPI Win: 293
Average RPI Loss: 140

WON-LOST
RECORD

WINNING
PCT. RANK

LAST 10
GAMES

STRENGTH OF
SCHEDULE

OPP. STRENGTH
OF SCHEDULE

TEAM
RPI

ADJ.
RPI

CONF.
RPI

ADJ CONF.
RPI

DIV. I ONLY	9- 8	150	5-5	331	163	247	247	24	24
DIV. I NON-CONF.	7- 6	153	0- 0	286	208	217	217	25	25

TOTALS	RPI 1-25	RPI 26-50	W-L RECORDS	RPI 51-100	RPI 101-150	RPI 150+			
9- 8	0- 2	0- 0	OVERALL	0- 1	0- 2	9- 3			
7- 1	0- 0	0- 0	HOME	0- 1	0- 0	7- 0			
1- 6	0- 2	0- 0	AWAY	0- 0	0- 2	1- 2			
1- 1	0- 0	0- 0	NEUTRAL	0- 0	0- 0	1- 1			
7- 6	0- 2	0- 0	NON-CONFERENCE	0- 1	0- 1	7- 2			
5- 1	0- 0	0- 0	HOME	0- 1	0- 0	5- 0			
1- 4	0- 2	0- 0	AWAY	0- 0	0- 1	1- 1			
1- 1	0- 0	0- 0	NEUTRAL	0- 0	0- 0	1- 1			
2- 2	0- 0	0- 0	CONFERENCE	0- 0	0- 1	2- 1			
2- 0	0- 0	0- 0	HOME	0- 0	0- 0	2- 0			
0- 2	0- 0	0- 0	AWAY	0- 0	0- 1	0- 1			
0- 0	0- 0	0- 0	NEUTRAL	0- 0	0- 0	0- 0			

RPI 1-25				RPI 26-50				RPI 51-100				RPI 101+ Team's RPI: 247			
RPI	S	Opponent	Score	RPI	S	Opponent	Score	RPI	S	Opponent	Score	RPI	S	Opponent	Score
9	A	Mississippi St.	41 106					70	H	Middle Tenn.	71 78	119	A	Georgia	38 61
18	A	South Carolina	53 66									129	A	Chattanooga	53 73
												195	H	UNC Asheville	58 47
												233	H	Gardner-Webb	70 57
												237	A	ETSU	70 75
												238	N	Western Ill.	78 85
												290	H	Fla. Atlantic	73 57
												294	A	Col. of Charleston	70 67
												297	A	Kennesaw St.	63 74
												312	N	Fairfield	77 70
												321	H	UNC Greensboro	64 61
												326	H	Western Caro.	65 55
												330	H	Presbyterian	76 68
												340	H	USC Upstate	78 67
LAST 12 Division I GAMES:															
330	H	Presbyterian	76 68	129	A	Chattanooga	53 73								
18	A	South Carolina	53 66	237	A	ETSU	70 75								
238	N	Western Ill.	78 85	326	H	Western Caro.	65 55								
312	N	Fairfield	77 70	321	H	UNC Greensboro	64 61								
290	H	Fla. Atlantic	73 57	119	A	Georgia	38 61								
233	H	Gardner-Webb	70 57	195	H	UNC Asheville	58 47								

Non-Div I Games:

Coker

71 42

North Greenville

74

78

Furman

Loss, Non-Conf, S Site, H Home A Away N Neutral

Average RPI Win:	303	WON-LOST	WINNING	LAST 10	STRENGTH OF	OPP. STRENGTH	TEAM	ADJ.	CONF.	ADJ CONF.
Average RPI Loss:	180	RECORD	PCT. RANK	GAMES	SCHEDULE	OF SCHEDULE	RPI	RPI	RPI	RPI
DIV. I ONLY	4- 12	291	3-7	166	348	281	281	14	14	
DIV. I NON-CONF.	4- 6	212	0- 0	220	349	244	244	15	15	

TOTALS	RPI 1-25	RPI 26-50	W-L RECORDS	RPI 51-100	RPI 101-150	RPI 150+				
4- 12	0- 0	0- 0	OVERALL	0- 2	0- 5	4- 5				
2- 6	0- 0	0- 0	HOME	0- 1	0- 3	2- 2				
2- 6	0- 0	0- 0	AWAY	0- 1	0- 2	2- 3				
0- 0	0- 0	0- 0	NEUTRAL	0- 0	0- 0	0- 0				
4- 6	0- 0	0- 0	NON-CONFERENCE	0- 1	0- 2	4- 3				
2- 2	0- 0	0- 0	HOME	0- 0	0- 0	2- 2				
2- 4	0- 0	0- 0	AWAY	0- 1	0- 2	2- 1				
0- 0	0- 0	0- 0	NEUTRAL	0- 0	0- 0	0- 0				
0- 6	0- 0	0- 0	CONFERENCE	0- 1	0- 3	0- 2				
0- 4	0- 0	0- 0	HOME	0- 1	0- 3	0- 0				
0- 2	0- 0	0- 0	AWAY	0- 0	0- 0	0- 2				
0- 0	0- 0	0- 0	NEUTRAL	0- 0	0- 0	0- 0				

RPI 1-25				RPI 26-50				RPI 51-100				RPI 101+				Team's RPI: 281
RPI	S	Opponent	Score	RPI	S	Opponent	Score	RPI	S	Opponent	Score	RPI	S	Opponent	Score	
								71	A	Virginia Tech	49 78	119	A	Georgia	38 81	
								90	H	Troy	81 97	124	H	UT Arlington	53 74	
												136	H	Texas St.	52 64	
												140	H	South Alabama	53 69	
												144	A	Stony Brook	43 72	
												180	H	Mercer	72 79	
												263	A	Louisiana	48 59	
												267	H	Winthrop	64 55	
												273	H	Wofford	65 81	
												277	H	Bethune-Cookman	77 76	
												297	A	Kennesaw St.	59 78	
												322	A	La.-Monroe	57 58	
												330	A	Presbyterian	69 68	
												339	A	Savannah St.	82 71	

LAST 12 Division I GAMES:																
124	H	UT Arlington	53 74	140	H	South Alabama	53 69									
136	H	Texas St.	52 64	90	H	Troy	81 97									
119	A	Georgia	38 81	263	A	Louisiana	48 59									
267	H	Winthrop	64 55	322	A	La.-Monroe	57 58									
330	A	Presbyterian	69 68	277	H	Bethune-Cookman	77 76									
297	A	Kennesaw St.	59 78	144	A	Stony Brook	43 72									

Non-Div I Games: Coastal Ga. 68 46

Ga. Southern

Average RPI Win:	243	WON-LOST	WINNING	LAST 10	STRENGTH OF	OPP. STRENGTH	TEAM	ADJ.	CONF.	ADJ CONF.
Average RPI Loss:	207	RECORD	PCT. RANK	GAMES	SCHEDULE	OF SCHEDULE	RPI	RPI	RPI	RPI
DIV. I ONLY	6- 8	216	5-5	254	327	233	233	28	28	
DIV. I NON-CONF.	3- 6	241	0- 0	279	303	270	270	29	29	

TOTALS	RPI 1-25	RPI 26-50	W-L RECORDS	RPI 51-100	RPI 101-150	RPI 150+				
6- 8	0- 0	0- 0	OVERALL	0- 0	1- 1	5- 7				
2- 4	0- 0	0- 0	HOME	0- 0	1- 0	1- 4				
4- 4	0- 0	0- 0	AWAY	0- 0	0- 1	4- 3				
0- 0	0- 0	0- 0	NEUTRAL	0- 0	0- 0	0- 0				
3- 6	0- 0	0- 0	NON-CONFERENCE	0- 0	1- 1	2- 5				
1- 2	0- 0	0- 0	HOME	0- 0	1- 0	0- 2				
2- 4	0- 0	0- 0	AWAY	0- 0	0- 1	2- 3				
0- 0	0- 0	0- 0	NEUTRAL	0- 0	0- 0	0- 0				
3- 2	0- 0	0- 0	CONFERENCE	0- 0	0- 0	3- 2				
1- 2	0- 0	0- 0	HOME	0- 0	0- 0	1- 2				
2- 0	0- 0	0- 0	AWAY	0- 0	0- 0	2- 0				
0- 0	0- 0	0- 0	NEUTRAL	0- 0	0- 0	0- 0				

RPI 1-25				RPI 26-50				RPI 51-100				RPI 101+				Team's RPI: 233
RPI	S	Opponent	Score	RPI	S	Opponent	Score	RPI	S	Opponent	Score	RPI	S	Opponent	Score	
												123	A	Drexel	48	65
												148	H	Davi dson	54	49
												156	H	Hi gh Poi nt	61	78
												164	H	Morehead St.	69	84
												191	A	Del aware	45	69
												195	H	UNC Asheville	69	59
												213	A	Fl ori da	60	58
												234	H	Mt. St. Mary's	62	69
												244	A	Campbel l	52	38
												247	A	Furman	57	70
												267	H	Wi nthrop	62	64
												273	A	Wofford	53	59
												326	A	Western Caro.	62	52
												330	A	Presbyteri an	66	58

LAST 12 Division I GAMES:																
				244	A	Campbel l	52	38	267	H	Wi nthrop	62	64			
				326	A	Western Caro.	62	52	330	A	Presbyteri an	66	58			
				191	A	Del aware	45	69	156	H	Hi gh Poi nt	61	78			
				123	A	Drexel	48	65	195	H	UNC Asheville	69	59			
				247	A	Furman	57	70	273	A	Wofford	53	59			
				234	H	Mt. St. Mary's	62	69	148	H	Davi dson	54	49			

Non-Div I Games: Converse 79 51 Warren Wilson 100 37 Pfeiffer 82 46

Gardner-Webb

Average RPI Win:	235	WON-LOST	WINNING	LAST 10	STRENGTH OF	OPP. STRENGTH	TEAM	ADJ.	CONF.	ADJ CONF.
Average RPI Loss:	148	RECORD	PCT. RANK	GAMES	SCHEDULE	OF SCHEDULE	RPI	RPI	RPI	RPI
DIV. I ONLY	10- 8	143	6-4	304	141	198	198	17	17	
DIV. I NON-CONF.	8- 5	120	0- 0	316	150	196	196	17	17	

TOTALS	RPI 1-25	RPI 26-50	W-L RECORDS	RPI 51-100	RPI 101-150	RPI 150+				
10- 8	0- 0	0- 0	OVERALL	0- 1	0- 5	10- 2				
5- 3	0- 0	0- 0	HOME	0- 0	0- 2	5- 1				
5- 5	0- 0	0- 0	AWAY	0- 1	0- 3	5- 1				
0- 0	0- 0	0- 0	NEUTRAL	0- 0	0- 0	0- 0				
8- 5	0- 0	0- 0	NON-CONFERENCE	0- 1	0- 3	8- 1				
5- 1	0- 0	0- 0	HOME	0- 0	0- 1	5- 0				
3- 4	0- 0	0- 0	AWAY	0- 1	0- 2	3- 1				
0- 0	0- 0	0- 0	NEUTRAL	0- 0	0- 0	0- 0				
2- 3	0- 0	0- 0	CONFERENCE	0- 0	0- 2	2- 1				
0- 2	0- 0	0- 0	HOME	0- 0	0- 1	0- 1				
2- 1	0- 0	0- 0	AWAY	0- 0	0- 1	2- 0				
0- 0	0- 0	0- 0	NEUTRAL	0- 0	0- 0	0- 0				

RPI 1-25				RPI 26-50				RPI 51-100				RPI 101+ Team's RPI: 198					
RPI	S	Opponent	Score	RPI	S	Opponent	Score	RPI	S	Opponent	Score	RPI	S	Opponent	Score		
								74	A	Kansas	56	77	111	A	Washington	52	81
												116	H	Houston	56	66	
												127	A	American	71	86	
												147	H	Duquesne	57	60	
												148	A	Davidson	59	67	
												181	A	Massachusetts	70	52	
												191	H	Delaware	72	46	
												192	A	UMKC	91	84	
												197	A	George Washington	64	60	
												216	H	UMES	70	49	
												219	A	Air Force	78	71	
												221	A	Howard	59	73	
												232	H	Colgate	64	61	
												238	H	St. Bonaventure	57	68	
												294	H	Col. of Charleston	66	52	
												306	H	Loyola Maryland	70	38	
												325	A	Eastern Ky.	91	75	

LAST 12 Division I GAMES:																	
148	A	Davidson	59	67	197	A	George Washington	64	60								
294	H	Col. of Charleston	66	52	181	A	Massachusetts	70	52								
216	H	UMES	70	49	147	H	Duquesne	57	60								
116	H	Houston	56	66	238	H	St. Bonaventure	57	68								
325	A	Eastern Ky.	91	75	111	A	Washington	52	81								
191	H	Delaware	72	46	221	A	Howard	59	73								

Non-Div I Games:

George Mason

Average RPI Win:	164	WON-LOST	WINNING	LAST 10	STRENGTH OF	OPP. STRENGTH	TEAM	ADJ.	CONF.	ADJ CONF.
Average RPI Loss:	129	RECORD	PCT. RANK	GAMES	SCHEDULE	OF SCHEDULE	RPI	RPI	RPI	RPI
DIV. I ONLY	6- 12	254	4-6	82	129	197	197	17	17	
DIV. I NON-CONF.	3- 10	278	0- 0	57	120	231	231	17	17	

TOTALS	RPI 1-25	RPI 26-50	W-L RECORDS	RPI 51-100	RPI 101-150	RPI 150+				
6- 12	0- 2	0- 1	OVERALL	2- 2	1- 3	3- 4				
4- 6	0- 1	0- 0	HOME	2- 1	1- 1	1- 3				
2- 4	0- 0	0- 0	AWAY	0- 1	0- 2	2- 1				
0- 2	0- 1	0- 1	NEUTRAL	0- 0	0- 0	0- 0				
3- 10	0- 2	0- 1	NON-CONFERENCE	1- 2	1- 2	1- 3				
3- 4	0- 1	0- 0	HOME	1- 1	1- 0	1- 2				
0- 4	0- 0	0- 0	AWAY	0- 1	0- 2	0- 1				
0- 2	0- 1	0- 1	NEUTRAL	0- 0	0- 0	0- 0				
3- 2	0- 0	0- 0	CONFERENCE	1- 0	0- 1	2- 1				
1- 2	0- 0	0- 0	HOME	1- 0	0- 1	0- 1				
2- 0	0- 0	0- 0	AWAY	0- 0	0- 0	2- 0				
0- 0	0- 0	0- 0	NEUTRAL	0- 0	0- 0	0- 0				

RPI 1-25				RPI 26-50				RPI 51-100				RPI 101+ Team's RPI: 197			
RPI	S	Opponent	Score	RPI	S	Opponent	Score	RPI	S	Opponent	Score	RPI	S	Opponent	Score
8	N	NC State	61 69	32	N	Georgi a Tech	55 70	58	H	Vi llanova	45 60	103	H	Towson	76 63
24	H	Maryl and	30 69					59	A	James Madi son	37 50	122	A	South Fla.	30 63
								88	H	Dayton	46 45	141	H	Fordham	38 50
								89	H	Princeton	64 49	150	A	William & Mary	59 73
												171	A	Rhode Island	64 59
												180	H	Mercer	53 61
												198	H	George Mason	60 64
												249	H	Monmouth	51 55
												257	H	Memphi s	51 38
												274	A	La Salle	67 59
												327	A	Iona	43 52

LAST 12 Division I GAMES:															
141	H	Fordham	38 50	198	H	George Mason	60 64								
257	H	Memphi s	51 38	274	A	La Salle	67 59								
150	A	William & Mary	59 73	88	H	Dayton	46 45								
180	H	Mercer	53 61	171	A	Rhode Island	64 59								
122	A	South Fla.	30 63	249	H	Monmouth	51 55								
58	H	Vi llanova	45 60	103	H	Towson	76 63								

Non-Div I Games:

George Washington

Loss,
Non-Conf,
S Site,
H Home
A Away
N Neutral

Average RPI Win:	173	WON-LOST	WINNING	LAST 10	STRENGTH OF	OPP. STRENGTH	TEAM	ADJ.	CONF.	ADJ CONF.
Average RPI Loss:	42	RECORD	PCT. RANK	GAMES	SCHEDULE	OF SCHEDULE	RPI	RPI	RPI	RPI
DIV. I ONLY	9- 9	165	4-6	18	60	83	83	5	5	
DIV. I NON-CONF.	6- 5	143	0- 0	34	97	85	85	4	4	

TOTALS	RPI 1-25	RPI 26-50	W-L RECORDS	RPI 51-100	RPI 101-150	RPI 150+				
9- 9	0- 4	0- 2	OVERALL	3- 2	1- 1	5- 0				
6- 5	0- 3	0- 1	HOME	2- 0	1- 1	3- 0				
3- 2	0- 0	0- 0	AWAY	1- 2	0- 0	2- 0				
0- 2	0- 1	0- 1	NEUTRAL	0- 0	0- 0	0- 0				
6- 5	0- 2	0- 1	NON-CONFERENCE	1- 1	1- 1	4- 0				
4- 2	0- 1	0- 0	HOME	1- 0	1- 1	2- 0				
2- 1	0- 0	0- 0	AWAY	0- 1	0- 0	2- 0				
0- 2	0- 1	0- 1	NEUTRAL	0- 0	0- 0	0- 0				
3- 4	0- 2	0- 1	CONFERENCE	2- 1	0- 0	1- 0				
2- 3	0- 2	0- 1	HOME	1- 0	0- 0	1- 0				
1- 1	0- 0	0- 0	AWAY	1- 1	0- 0	0- 0				
0- 0	0- 0	0- 0	NEUTRAL	0- 0	0- 0	0- 0				

RPI 1-25				RPI 26-50				RPI 51-100				Team's RPI : 83				RPI 101+			
RPI	S	Opponent	Score	RPI	S	Opponent	Score	RPI	S	Opponent	Score	RPI	S	Opponent	Score	RPI	S	Opponent	Score
2	N	Baylor	46 67	36	N	Buffalo	64 73	58	H	Villanova	68 63	126	H	VCU	45 47				
8	H	NC State	65 76	43	H	DePaul	64 69	59	A	James Madison	57 69	141	H	Fordham	58 38				
15	H	Marquette	62 72					67	A	Creighton	38 65	175	H	Xavier	68 61				
21	H	Butler	50 59					87	A	Providence	68 52	201	A	Rider	79 49				
								91	H	Pittsburgh	70 41	216	H	UMES	74 55				
												282	A	Richmond	73 53				
												306	H	Loyola Maryland	45 30				
LAST 12 Division I GAMES:																			
87	A	Providence	68 52	58	H	Villanova	68 63												
21	H	Butler	50 59	15	H	Marquette	62 72												
175	H	Xavier	68 61	43	H	DePaul	64 69												
201	A	Rider	79 49	67	A	Creighton	38 65												
8	H	NC State	65 76	141	H	Fordham	58 38												
126	H	VCU	45 47	2	N	Baylor	46 67												

Non-Div I Games:

Georgetown

Average RPI Win:	233	WON-LOST	WINNING	LAST 10	STRENGTH OF	OPP. STRENGTH	TEAM	ADJ.	CONF.	ADJ CONF.
Average RPI Loss:	35	RECORD	PCT. RANK	GAMES	SCHEDULE	OF SCHEDULE	RPI	RPI	RPI	RPI
DIV. I ONLY	12- 7	99	6-4	141	96	119	119	6	6	
DIV. I NON-CONF.	9- 4	85	0- 0	275	230	167	167	6	6	

TOTALS	RPI 1-25	RPI 26-50	W-L RECORDS	RPI 51-100	RPI 101-150	RPI 150+				
12- 7	0- 2	2- 3	OVERALL	0- 2	0- 0	10- 0				
10- 1	0- 0	2- 1	HOME	0- 0	0- 0	8- 0				
1- 5	0- 1	0- 2	AWAY	0- 2	0- 0	1- 0				
1- 1	0- 1	0- 0	NEUTRAL	0- 0	0- 0	1- 0				
9- 4	0- 1	0- 1	NON-CONFERENCE	0- 2	0- 0	9- 0				
8- 0	0- 0	0- 0	HOME	0- 0	0- 0	8- 0				
0- 3	0- 0	0- 1	AWAY	0- 2	0- 0	0- 0				
1- 1	0- 1	0- 0	NEUTRAL	0- 0	0- 0	1- 0				
3- 3	0- 1	2- 2	CONFERENCE	0- 0	0- 0	1- 0				
2- 1	0- 0	2- 1	HOME	0- 0	0- 0	0- 0				
1- 2	0- 1	0- 1	AWAY	0- 0	0- 0	1- 0				
0- 0	0- 0	0- 0	NEUTRAL	0- 0	0- 0	0- 0				

RPI 1-25				RPI 26-50				RPI 51-100				RPI 101+ Team's RPI: 119			
RPI	S	Opponent	Score	RPI	S	Opponent	Score	RPI	S	Opponent	Score	RPI	S	Opponent	Score
9	A	Mississippi St.	71 80	31	H	Texas A&M	66 76	56	A	UCLA	69 80	172	A	Vanderbilt	71 64
24	N	Maryland	51 58	32	A	Georgia Tech	53 63	58	A	Villanova	56 62	180	H	Mercer	67 60
				34	A	Missouri	35 61					238	H	St. Bonaventure	67 40
				45	H	Tennessee	66 62					247	H	Furman	61 38
				48	H	LSU	63 50					267	H	Winthrop	85 39
												281	H	Ga. Southern	81 38
												318	N	Morgan St.	60 33
												330	H	Presbyterian	83 59
												331	H	Lipscomb	77 45
												333	H	Charleston So.	83 75
LAST 12 Division I GAMES:															
172	A	Vanderbilt	71 64	31	H	Texas A&M	66 76	34	A	Missouri	35 61	9	A	Mississippi St.	71 80
48	H	LSU	63 50	34	A	Missouri	35 61	45	H	Tennessee	66 62	247	H	Furman	61 38
330	H	Presbyterian	83 59	45	H	Tennessee	66 62	9	A	Mississippi St.	71 80	333	H	Charleston So.	83 75
281	H	Ga. Southern	81 38	9	A	Mississippi St.	71 80	247	H	Furman	61 38				
331	H	Lipscomb	77 45	247	H	Furman	61 38								
58	A	Villanova	56 62	333	H	Charleston So.	83 75								

Non-Div I Games:

Georgia

Average RPI Win:	264	WON-LOST	WINNING	LAST 10	STRENGTH OF	OPP. STRENGTH	TEAM	ADJ.	CONF.	ADJ CONF.
Average RPI Loss:	120	RECORD	PCT. RANK	GAMES	SCHEDULE	OF SCHEDULE	RPI	RPI	RPI	RPI
DIV. I ONLY	9- 8	150	5-5	165	305	177	177	14	14	
DIV. I NON-CONF.	6- 5	143	0- 0	247	276	189	189	15	15	

TOTALS	RPI 1-25	RPI 26-50	W-L RECORDS	RPI 51-100	RPI 101-150	RPI 150+				
9- 8	0- 1	0- 1	OVERALL	1- 1	1- 3	7- 2				
6- 3	0- 0	0- 1	HOME	1- 0	1- 2	4- 0				
3- 5	0- 1	0- 0	AWAY	0- 1	0- 1	3- 2				
0- 0	0- 0	0- 0	NEUTRAL	0- 0	0- 0	0- 0				
6- 5	0- 1	0- 1	NON-CONFERENCE	0- 1	0- 1	6- 1				
4- 1	0- 0	0- 1	HOME	0- 0	0- 0	4- 0				
2- 4	0- 1	0- 0	AWAY	0- 1	0- 1	2- 1				
0- 0	0- 0	0- 0	NEUTRAL	0- 0	0- 0	0- 0				
3- 3	0- 0	0- 0	CONFERENCE	1- 0	1- 2	1- 1				
2- 2	0- 0	0- 0	HOME	1- 0	1- 2	0- 0				
1- 1	0- 0	0- 0	AWAY	0- 0	0- 0	1- 1				
0- 0	0- 0	0- 0	NEUTRAL	0- 0	0- 0	0- 0				

RPI 1-25				RPI 26-50				RPI 51-100				RPI 101+ Team's RPI: 177			
RPI	S	Opponent	Score	RPI	S	Opponent	Score	RPI	S	Opponent	Score	RPI	S	Opponent	Score
22	A	Florida St.	43 79	32	H	Georgia Tech	71 78	70	A	Middle Tenn.	54 69	102	A	Rice	49 66
								90	H	Troy	84 80	124	H	UT Arlington	50 48
												136	H	Texas St.	60 69
												140	H	South Alabama	59 68
												194	A	Jacksonville St.	56 61
												263	A	Louisiana	54 57
												277	H	Bethune-Cookman	62 57
												290	A	Fla. Atlantic	75 59
												297	H	Kennesaw St.	79 73
												310	A	FIU	67 61
												321	H	UNC Greensboro	70 63
												322	A	La. -Monroe	56 41
												349	H	N.C. Central	65 54
LAST 12 Division I GAMES:															
136	H	Texas St.	60 69	90	H	Troy	84 80	140	H	South Alabama	59 68				
124	H	UT Arlington	50 48	322	A	La. -Monroe	56 41	263	A	Louisiana	54 57				
22	A	Florida St.	43 79	297	H	Kennesaw St.	79 73	32	H	Georgia Tech	71 78				
277	H	Bethune-Cookman	62 57												
349	H	N.C. Central	65 54												
194	A	Jacksonville St.	56 61												

Non-Div I Games:

Georgia St.

Average RPI Win:	158	WON-LOST	WINNING	LAST 10	STRENGTH OF	OPP. STRENGTH	TEAM	ADJ.	CONF.	ADJ CONF.
Average RPI Loss:	45	RECORD	PCT. RANK	GAMES	SCHEDULE	OF SCHEDULE	RPI	RPI	RPI	RPI
DIV. I ONLY	13- 6	79	6-4	43	26	32	32	1	1	
DIV. I NON-CONF.	10- 3	59	0- 0	162	121	63	63	1	1	

TOTALS	RPI 1-25	RPI 26-50	W-L RECORDS	RPI 51-100	RPI 101-150	RPI 150+				
13- 6	1- 3	0- 1	OVERALL	3- 1	3- 1	6- 0				
8- 1	1- 1	0- 0	HOME	1- 0	2- 0	4- 0				
2- 4	0- 2	0- 1	AWAY	1- 0	0- 1	1- 0				
3- 1	0- 0	0- 0	NEUTRAL	1- 1	1- 0	1- 0				
10- 3	0- 1	0- 0	NON-CONFERENCE	1- 1	3- 1	6- 0				
6- 0	0- 0	0- 0	HOME	0- 0	2- 0	4- 0				
1- 2	0- 1	0- 0	AWAY	0- 0	0- 1	1- 0				
3- 1	0- 0	0- 0	NEUTRAL	1- 1	1- 0	1- 0				
3- 3	1- 2	0- 1	CONFERENCE	2- 0	0- 0	0- 0				
2- 1	1- 1	0- 0	HOME	1- 0	0- 0	0- 0				
1- 2	0- 1	0- 1	AWAY	1- 0	0- 0	0- 0				
0- 0	0- 0	0- 0	NEUTRAL	0- 0	0- 0	0- 0				

RPI 1-25				RPI 26-50				Team's RPI: 32				RPI 51-100				RPI 101+			
RPI	S	Opponent	Score	RPI	S	Opponent	Score	RPI	S	Opponent	Score	RPI	S	Opponent	Score	RPI	S	Opponent	Score
1	H	Notre Dame	55 76	37	A	Clemson	61 71	51	H	Duke	70 64	109	H	Appalachian St.	71 53				
5	A	Louisville	44 61					73	N	Seton Hall	84 73	116	A	Houston	89 95				
6	H	Syracuse	65 55					77	A	Boston College	81 76	118	N	Idaho St.	74 51				
24	A	Maryland	54 67					88	N	Dayton	66 85	119	H	Georgia	63 53				
												177	A	Georgia St.	78 71				
												197	N	George Washington	70 55				
												225	H	Alabama St.	69 42				
												273	H	Wofford	81 40				
												297	H	Kennesaw St.	60 35				
												326	H	Western Caro.	84 49				
LAST 12 Division I GAMES:																			
1	H	Notre Dame	55 76	6	H	Syracuse	65 55												
77	A	Boston College	81 76	37	A	Clemson	61 71												
273	H	Wofford	81 40	5	A	Louisville	44 61												
88	N	Dayton	66 85	51	H	Duke	70 64												
73	N	Seton Hall	84 73	225	H	Alabama St.	69 42												
297	H	Kennesaw St.	60 35	177	A	Georgia St.	78 71												

Non-Div I Games:

Georgia Tech

Average RPI Win:	122	WON-LOST	WINNING	LAST 10	STRENGTH OF	OPP. STRENGTH	TEAM	ADJ.	CONF.	ADJ CONF.
Average RPI Loss:	11	RECORD	PCT. RANK	GAMES	SCHEDULE	OF SCHEDULE	RPI	RPI	RPI	RPI
DIV. I ONLY	17- 2	11	9-1	36	15	10	10	7	7	
DIV. I NON-CONF.	11- 1	13	1- 0	49	4	11	11	7	7	

TOTALS	RPI 1-25	RPI 26-50	W-L RECORDS	RPI 51-100	RPI 101-150	RPI 150+				
17- 2	2- 2	1- 0	OVERALL	3- 0	6- 0	5- 0				
9- 0	1- 0	1- 0	HOME	2- 0	4- 0	1- 0				
6- 1	0- 1	0- 0	AWAY	1- 0	1- 0	4- 0				
2- 1	1- 1	0- 0	NEUTRAL	0- 0	1- 0	0- 0				
11- 1	2- 1	0- 0	NON-CONFERENCE	2- 0	4- 0	3- 0				
6- 0	1- 0	0- 0	HOME	1- 0	3- 0	1- 0				
3- 0	0- 0	0- 0	AWAY	1- 0	0- 0	2- 0				
2- 1	1- 1	0- 0	NEUTRAL	0- 0	1- 0	0- 0				
6- 1	0- 1	1- 0	CONFERENCE	1- 0	2- 0	2- 0				
3- 0	0- 0	1- 0	HOME	1- 0	1- 0	0- 0				
3- 1	0- 1	0- 0	AWAY	0- 0	1- 0	2- 0				
0- 0	0- 0	0- 0	NEUTRAL	0- 0	0- 0	0- 0				

RPI	S	Opponent	Score	RPI	S	Opponent	Score	RPI	S	Opponent	Score	RPI	S	Opponent	Score
1	N	Notre Dame	65 81	46	H	Saint Mary's (CA)	74 62	65	H	Paci fic	88 65	110	N	Western Ky.	76 55
4	H	Stanford	79 73					92	H	Washington St.	76 53	118	H	Idaho St.	70 51
16	N	Rutgers	57 40					96	A	Missouri St.	70 67	128	H	Portland	97 71
20	A	BYU	68 70									130	H	Idaho	88 51
												132	A	Loyol a Marymount	78 53
												145	H	Montana	76 52
												161	A	Pepperdi ne	79 54
												176	A	Eastern Wash.	63 51
												187	H	Colorado St.	50 39
												229	A	UNLV	70 59
												241	A	San Di ego	86 61

LAST 12 Division I GAMES:															
128	H	Portland	97 71	110	N	Western Ky.	76 55	16	N	Rutgers	57 40	241	A	San Di ego	86 61
65	H	Paci fic	88 65	20	A	BYU	68 70	96	A	Missouri St.	70 67	92	H	Washington St.	76 53
46	H	Saint Mary's (CA)	74 62												
161	A	Pepperdi ne	79 54												
132	A	Loyol a Marymount	78 53												
130	H	Idaho	88 51												

Non-Div I Games:

Gonzaga

Average RPI	Win:	224	WON-LOST	WINNING	LAST 10	STRENGTH OF	OPP. STRENGTH	TEAM	ADJ.	CONF.	ADJ CONF.
Average RPI	Loss:	124	RECORD	PCT. RANK	GAMES	SCHEDULE	OF SCHEDULE	RPI	RPI	RPI	RPI
DIV. I ONLY		8- 10		201	7-3	175	175	160	160	30	30
DIV. I NON-CONF.		3- 9		271	0- 0	44	91	173	173	26	26

TOTALS	RPI 1-25		RPI 26-50		W-L RECORDS	RPI 51-100		RPI 101-150		RPI 150+	
8- 10	0- 0		1- 2		OVERALL	0- 2		1- 3		6- 3	
2- 1	0- 0		0- 0		HOME	0- 0		0- 0		2- 1	
4- 8	0- 0		0- 1		AWAY	0- 2		0- 3		4- 2	
2- 1	0- 0		1- 1		NEUTRAL	0- 0		1- 0		0- 0	
3- 9	0- 0		1- 2		NON-CONFERENCE	0- 2		1- 3		1- 2	
1- 0	0- 0		0- 0		HOME	0- 0		0- 0		1- 0	
0- 8	0- 0		0- 1		AWAY	0- 2		0- 3		0- 2	
2- 1	0- 0		1- 1		NEUTRAL	0- 0		1- 0		0- 0	
5- 1	0- 0		0- 0		CONFERENCE	0- 0		0- 0		5- 1	
1- 1	0- 0		0- 0		HOME	0- 0		0- 0		1- 1	
4- 0	0- 0		0- 0		AWAY	0- 0		0- 0		4- 0	
0- 0	0- 0		0- 0		NEUTRAL	0- 0		0- 0		0- 0	

RPI 1-25				RPI 26-50				RPI 51-100				RPI 101+ Team's RPI: 160			
RPI	S	Opponent	Score	RPI	S	Opponent	Score	RPI	S	Opponent	Score	RPI	S	Opponent	Score
				27	N	South Dakota	53 67	64	A	Oklahoma St.	40 86	120	A	Alabama	55 73
				29	N	Indiana	65 62	74	A	Kansas	45 76	122	A	South Fla.	50 67
				47	A	Auburn	48 97					124	A	UT Arlington	54 78
												132	N	Loyola Marymount	62 61
												182	H	Southern U.	81 86
												204	A	Prairie View	64 63
												211	A	Southern Miss.	47 68
												225	A	Alabama St.	80 72
												246	A	Texas Southern	75 67
												269	A	Wichita St.	61 70
												283	A	Alabama A&M	63 51
												319	H	McNeese	75 51
												350	H	Alcorn	61 56
LAST 12 Division I GAMES:															
283	A	Alabama A&M	63 51	204	A	Prairie View	64 63								
225	A	Alabama St.	80 72	246	A	Texas Southern	75 67								
64	A	Oklahoma St.	40 86	350	H	Alcorn	61 56								
132	N	Loyola Marymount	62 61	182	H	Southern U.	81 86								
29	N	Indiana	65 62	122	A	South Fla.	50 67								
27	N	South Dakota	53 67	269	A	Wichita St.	61 70								

Non-Div I Games:

Grambling

Grand Canyon

Through Games Of Jan. 21, 2019

Average RPI Win:	295	WON-LOST	WINNING	LAST 10	STRENGTH OF	OPP. STRENGTH	TEAM	ADJ.	CONF.	ADJ CONF.
Average RPI Loss:	210	RECORD	PCT. RANK	GAMES	SCHEDULE	OF SCHEDULE	RPI	RPI	RPI	RPI
DIV. I ONLY	4- 12	291	2-8	334	296	337	337	29	29	
DIV. I NON-CONF.	2- 8	293	0- 0	307	311	343	343	30	30	

TOTALS	RPI 1-25	RPI 26-50	W-L RECORDS	RPI 51-100	RPI 101-150	RPI 150+				
4- 12	0- 0	0- 0	OVERALL	0- 0	0- 3	4- 9				
3- 4	0- 0	0- 0	HOME	0- 0	0- 2	3- 2				
1- 8	0- 0	0- 0	AWAY	0- 0	0- 1	1- 7				
0- 0	0- 0	0- 0	NEUTRAL	0- 0	0- 0	0- 0				
2- 8	0- 0	0- 0	NON-CONFERENCE	0- 0	0- 3	2- 5				
2- 3	0- 0	0- 0	HOME	0- 0	0- 2	2- 1				
0- 5	0- 0	0- 0	AWAY	0- 0	0- 1	0- 4				
0- 0	0- 0	0- 0	NEUTRAL	0- 0	0- 0	0- 0				
2- 4	0- 0	0- 0	CONFERENCE	0- 0	0- 0	2- 4				
1- 1	0- 0	0- 0	HOME	0- 0	0- 0	1- 1				
1- 3	0- 0	0- 0	AWAY	0- 0	0- 0	1- 3				
0- 0	0- 0	0- 0	NEUTRAL	0- 0	0- 0	0- 0				

RPI 1-25				RPI 26-50				RPI 51-100				RPI 101+ Team's RPI: 337			
RPI	S	Opponent	Score	RPI	S	Opponent	Score	RPI	S	Opponent	Score	RPI	S	Opponent	Score
												117	A	UNCW	55 77
												142	H	Portland St.	55 60
												145	H	Montana	47 69
												159	H	Indiana St.	81 88
												174	A	Santa Clara	55 75
												178	H	New Mexico St.	54 51
												192	A	UMKC	45 73
												218	A	Utah Valley	46 57
												222	A	East Carolina	47 59
												248	H	UTRGV	50 66
												258	A	Long Beach St.	50 57
												298	A	UC Santa Barbara	55 66
												316	H	Incarnate Word	74 63
												336	A	Seattle U	74 73
												343	A	Chicago St.	48 50
												351	H	LIU Brooklyn	65 62

LAST 12 Division I GAMES:															
336	A	Seattle U	74 73	192	A	UMKC	45 73								
218	A	Utah Valley	46 57	343	A	Chicago St.	48 50								
174	A	Santa Clara	55 75	248	H	UTRGV	50 66								
258	A	Long Beach St.	50 57	178	H	New Mexico St.	54 51								
142	H	Portland St.	55 60	298	A	UC Santa Barbara	55 66								
145	H	Montana	47 69	351	H	LIU Brooklyn	65 62								

Non-Div I Games:

Grand Canyon

■ Loss,
 ■ Non-Conf, S Site,
 ■ Home
 ■ Away
 N Neutral

Average RPI Loss: 45

DIV. I ONLY	10- 6	104	8-2	76	74	53	53	20	20
DIV. I NON-CONF.	4- 5	190	0- 0	6	8	37	37	18	18
TOTALS	RPI 1-25	RPI 26-50	W-L RECORDS	RPI 51-100	RPI 101-150	RPI 150+			
10- 6	0- 1	1- 3	OVERALL	2- 2	1- 0	6- 0			
5- 1	0- 0	0- 0	HOME	2- 1	1- 0	2- 0			
5- 5	0- 1	1- 3	AWAY	0- 1	0- 0	4- 0			
0- 0	0- 0	0- 0	NEUTRAL	0- 0	0- 0	0- 0			
4- 5	0- 1	1- 3	NON-CONFERENCE	2- 1	0- 0	1- 0			
3- 1	0- 0	0- 0	HOME	2- 1	0- 0	1- 0			
1- 4	0- 1	1- 3	AWAY	0- 0	0- 0	0- 0			
0- 0	0- 0	0- 0	NEUTRAL	0- 0	0- 0	0- 0			
6- 1	0- 0	0- 0	CONFERENCE	0- 1	1- 0	5- 0			
2- 0	0- 0	0- 0	HOME	0- 0	1- 0	1- 0			
4- 1	0- 0	0- 0	AWAY	0- 1	0- 0	4- 0			
0- 0	0- 0	0- 0	NEUTRAL	0- 0	0- 0	0- 0			

RPI 1-25				RPI 26-50				RPI 51-100				RPI 101+			
RPI	S	Opponent	Score	RPI	S	Opponent	Score	RPI	S	Opponent	Score	RPI	S	Opponent	Score
15	A	Marquette	54 80	26	A	South Dakota St.	47 77	68	H	Maine	70 39	121	H	Youngstown St.	60 42
				27	A	South Dakota	49 55	80	H	Northwestern	55 57	162	H	Wisconsin	55 46
				34	A	Missouri	56 49	81	A	Wright St.	67 85	185	A	Milwaukee	76 62
				43	A	DePaul	64 73	88	H	Dayton	51 35	266	H	Cleveland St.	62 53
												279	A	Northern Ky.	81 61
												296	A	Oakland	77 53
												329	A	Detroit Mercy	65 40
LAST 12 Division I GAMES:															
279	A	Northern Ky.	81 61	296	A	Oakland	77 53								
81	A	Wright St.	67 85	329	A	Detroit Mercy	65 40								
185	A	Milwaukee	76 62	121	H	Youngstown St.	60 42								
15	A	Marquette	54 80	266	H	Cleveland St.	62 53								
162	H	Wisconsin	55 46	26	A	South Dakota St.	47 77								
27	A	South Dakota	49 55	88	H	Dayton	51 35								

Green Bay

H
a
m
p
t
o
n

Hampton				Through Games Of Jan. 21, 2019							
Average RPI Win:		227	WON-LOST RECORD	WINNING PCT. RANK	LAST 10 GAMES	STRENGTH OF SCHEDULE	OPP. STRENGTH OF SCHEDULE	TEAM RPI	ADJ. RPI	CONF. RPI	ADJ CONF. RPI
Average RPI Loss:		170									
DIV. I ONLY			7- 8	193	5-5	248	214	207	207	28	28
DIV. I NON-CONF.			3- 7	256	0- 1	200	141	261	261	29	29

TOTALS		RPI 1-25	RPI 26-50		W-L RECORDS		RPI 51-100	RPI 101-150		RPI 150+	
7- 8		0- 1	0- 0		OVERALL		1- 1	1- 1		5- 5	
4- 2		0- 0	0- 0		HOME		1- 0	1- 1		2- 1	
3- 4		0- 1	0- 0		AWAY		0- 0	0- 0		3- 3	
0- 2		0- 0	0- 0		NEUTRAL		0- 1	0- 0		0- 1	
3- 7		0- 1	0- 0		NON-CONFERENCE		1- 1	0- 1		2- 4	
2- 2		0- 0	0- 0		HOME		1- 0	0- 1		1- 1	
1- 3		0- 1	0- 0		AWAY		0- 0	0- 0		1- 2	
0- 2		0- 0	0- 0		NEUTRAL		0- 1	0- 0		0- 1	
4- 1		0- 0	0- 0		CONFERENCE		0- 0	1- 0		3- 1	
2- 0		0- 0	0- 0		HOME		0- 0	1- 0		1- 0	
2- 1		0- 0	0- 0		AWAY		0- 0	0- 0		2- 1	
0- 0		0- 0	0- 0		NEUTRAL		0- 0	0- 0		0- 0	

RPI 1-25				RPI 26-50				RPI 51-100				RPI 101+ Team's RPI: 207			
RPI	S	Opponent	Score	RPI	S	Opponent	Score	RPI	S	Opponent	Score	RPI	S	Opponent	Score
8	A	NC State	51 83					59	H	James Madison	72 65	129	H	Chattanooga	50 58
								86	N	SFA	68 70	138	H	Radford	68 54
												189	H	Elon	62 77
												195	A	UNC Asheville	61 58
												200	A	Cornell	53 79
												228	H	Samford	64 57
												243	N	Sacramento St.	61 65
												244	A	Campbell	46 52
												262	A	Columbia	63 88
												290	A	Fla. Atlantic	72 68
												333	A	Charleston So.	74 66
												345	H	Longwood	66 40

LAST 12 Division I GAMES:															
195	A	UNC Asheville	61 58	243	N	Sacramento St.	61 65								
333	A	Charleston So.	74 66	244	A	Campbell	46 52								
262	A	Columbia	63 88	345	H	Longwood	66 40								
200	A	Cornell	53 79	138	H	Radford	68 54								
86	N	SFA	68 70	189	H	Elon	62 77								
8	A	NC State	51 83	228	H	Samford	64 57								

Non-Div I Games: Mid-Atlantic Christ.115 48

Hampton

Average RPI	Win:	224	WON-LOST	WINNING	LAST 10	STRENGTH OF	OPP. STRENGTH	TEAM	ADJ.	CONF.	ADJ CONF.
Average RPI	Loss:	61	RECORD	PCT. RANK	GAMES	SCHEDULE	OF SCHEDULE	RPI	RPI	RPI	RPI
DIV. I ONLY		12- 7		99	8-2	112	155	93	93	23	23
DIV. I NON-CONF.		7- 7		162	0- 1	101	88	118	118	23	23

TOTALS	RPI 1-25		RPI 26-50		W-L RECORDS	RPI 51-100		RPI 101-150		RPI 150+	
12- 7	0- 1		0- 3		OVERALL	2- 2		2- 0		8- 1	
6- 2	0- 0		0- 1		HOME	2- 1		1- 0		3- 0	
6- 3	0- 0		0- 2		AWAY	0- 1		1- 0		5- 0	
0- 2	0- 1		0- 0		NEUTRAL	0- 0		0- 0		0- 1	
7- 7	0- 1		0- 3		NON-CONFERENCE	1- 2		1- 0		5- 1	
4- 2	0- 0		0- 1		HOME	1- 1		1- 0		2- 0	
3- 3	0- 0		0- 2		AWAY	0- 1		0- 0		3- 0	
0- 2	0- 1		0- 0		NEUTRAL	0- 0		0- 0		0- 1	
5- 0	0- 0		0- 0		CONFERENCE	1- 0		1- 0		3- 0	
2- 0	0- 0		0- 0		HOME	1- 0		0- 0		1- 0	
3- 0	0- 0		0- 0		AWAY	0- 0		1- 0		2- 0	
0- 0	0- 0		0- 0		NEUTRAL	0- 0		0- 0		0- 0	

RPI 1-25				RPI 26-50				RPI 51-100				Team's RPI: 93	RPI 101+			
RPI	S	Opponent	Score	RPI	S	Opponent	Score	RPI	S	Opponent	Score		RPI	S	Opponent	Score
5	N	Louisville	69 86	28	H	Michigan St.	66 74	58	A	Villanova	41 59		144	A	Stony Brook	64 36
				35	A	Miami (FL)	62 75	66	H	Harvard	73 60		150	H	William & Mary	50 45
				41	A	New Mexico	65 72	68	H	Maine	49 46		168	N	Southern Ill.	50 72
								89	H	Princeton	38 75		171	A	Rhode Island	65 51
													274	H	Vermont	61 32
													280	H	Bryant	67 57
													289	A	UMass Lowell	66 44
													295	A	Central Conn. St.	54 52
													314	A	UMBC	66 52
													315	A	NJIT	84 53
													318	H	Morgan St.	80 59

LAST 12 Division I GAMES:																
274	H	Vermont	61 32	41	A	New Mexico	65 72									
314	A	UMBC	66 52	35	A	Miami (FL)	62 75									
144	A	Stony Brook	64 36	289	A	UMass Lowell	66 44									
315	A	NJIT	84 53	68	H	Maine	49 46									
295	A	Central Conn. St.	54 52	28	H	Michigan St.	66 74									
89	H	Princeton	38 75	171	A	Rhode Island	65 51									

Non-Div I Games:

Hartford

Average RPI Win: 184

Average RPI Loss: 47

WON-LOST
RECORDWINNING
PCT. RANKLAST 10
GAMESSTRENGTH OF
SCHEDULEOPP. STRENGTH
OF SCHEDULETEAM
RPIADJ.
RPICONF.
RPIADJ CONF.
RPIDIV. I ONLY
DIV. I NON-CONF.8- 6
7- 6134
1536-4
1- 047
4346
2566
6466
6411
1011
10

TOTALS

RPI 1-25

RPI 26-50

W-L RECORDS

RPI 51-100

RPI 101-150

RPI 150+

8- 6

0- 2

1- 1

OVERALL

0- 3

0- 0

7- 0

3- 3

0- 1

0- 0

HOME

0- 2

0- 0

3- 0

4- 3

0- 1

1- 1

AWAY

0- 1

0- 0

3- 0

1- 0

0- 0

0- 0

NEUTRAL

0- 0

0- 0

1- 0

7- 6

0- 2

1- 1

NON-CONFERENCE

0- 3

0- 0

6- 0

2- 3

0- 1

0- 0

HOME

0- 2

0- 0

2- 0

4- 3

0- 1

1- 1

AWAY

0- 1

0- 0

3- 0

1- 0

0- 0

0- 0

NEUTRAL

0- 0

0- 0

1- 0

1- 0

0- 0

0- 0

CONFERENCE

0- 0

0- 0

1- 0

1- 0

0- 0

0- 0

HOME

0- 0

0- 0

1- 0

0- 0

0- 0

0- 0

AWAY

0- 0

0- 0

0- 0

0- 0

0- 0

0- 0

NEUTRAL

0- 0

0- 0

0- 0

RPI 1-25

RPI 26-50

RPI 51-100

Team's RPI: 66

RPI 101+

RPI	S	Opponent	Score
1	A	Notre Dame	58 103
16	H	Rutgers	49 60

RPI	S	Opponent	Score
30	A	Cal i forni a	85 79
33	A	Purdue	65 66

RPI	S	Opponent	Score
68	H	Maine	60 67
69	H	Qui nni pi ac	67 72
93	A	Hartford	60 73

RPI	S	Opponent	Score
154	A	CSUN	75 55
163	H	Boston U.	67 47
171	A	Rhode Island	80 47
194 N		Jacksonville St.	69 62
226	H	Dartmouth	56 46
260	A	Si ena	73 54
274	H	La Salle	88 43

LAST 12 Division I GAMES:

163	H	Boston U.	67	47	154	A	CSUN	75	55
16	H	Rutgers	49	60	226	H	Dartmouth	56	46
68	H	Maine	60	67	30	A	Cal i forni a	85	79
69	H	Qui nni pi ac	67	72	171	A	Rhode Island	80	47
194 N		Jacksonville St.	69	62	260	A	Si ena	73	54
93	A	Hartford	60	73	274	H	La Salle	88	43

H
a
r
v
a
r
dH
a
r
v
a
r
d

Non-Div I Games:

Harvard

■ Loss,
 ■ Non-Conf,
 S Site,
 ■ Home
 ■ Away
 N Neutral

Average RPI Win: 200

Average RPI Loss: 147

WON-LOST
RECORDWINNING
PCT. RANKLAST 10
GAMESSTRENGTH OF
SCHEDULEOPP. STRENGTH
OF SCHEDULETEAM
RPIADJ.
RPICONF.
RPIADJ CONF.
RPIDIV. I ONLY
DIV. I NON-CONF.4- 11
3- 9286
2714-6
0- 1156
190161
132271
279271
27921
2121
21

TOTALS

RPI 1-25

RPI 26-50

W-L RECORDS

RPI 51-100

RPI 101-150

RPI 150+

4- 11

0- 1

0- 1

OVERALL

0- 1

2- 2

2- 6

3- 6

0- 1

0- 0

HOME

0- 1

2- 2

1- 2

1- 4

0- 0

0- 0

AWAY

0- 0

0- 0

1- 4

0- 1

0- 0

0- 1

NEUTRAL

0- 0

0- 0

0- 0

3- 9

0- 1

0- 1

NON-CONFERENCE

0- 1

1- 2

2- 4

2- 5

0- 1

0- 0

HOME

0- 1

1- 2

1- 1

1- 3

0- 0

0- 0

AWAY

0- 0

0- 0

1- 3

0- 1

0- 0

0- 1

NEUTRAL

0- 0

0- 0

0- 0

1- 2

0- 0

0- 0

CONFERENCE

0- 0

1- 0

0- 2

1- 1

0- 0

0- 0

HOME

0- 0

1- 0

0- 1

0- 1

0- 0

0- 0

AWAY

0- 0

0- 0

0- 1

0- 0

0- 0

0- 0

NEUTRAL

0- 0

0- 0

0- 0

RPI 1-25

RPI 26-50

RPI 51-100

RPI 101+

Team's RPI: 271

RPI	S	Opponent	Score
4	H	Stanford	59 81

RPI	S	Opponent	Score
40	N	Utah	48 73

RPI	S	Opponent	Score
82	H	FGCU	67 73

RPI	S	Opponent	Score
104	H	UC Davis	65 60
127	H	American	57 69
128	H	Portland	65 72
130	H	Idaho	69 61
154	H	CSUN	29 49
161	H	Pepperdine	64 65
206	A	San Diego St.	57 58
214	A	Cal St. Fullerton	68 72
229	A	UNLV	66 61
241	A	San Diego	50 58
261	A	Nevada	78 79
336	H	Seattle U	67 51

LAST 12 Division I GAMES:

261	A	Nevada	78 79	40	N	Utah	48 73
229	A	UNLV	66 61	154	H	CSUN	29 49
130	H	Idaho	69 61	104	H	UC Davis	65 60
4	H	Stanford	59 81	214	A	Cal St. Fullerton	68 72
82	H	FGCU	67 73	336	H	Seattle U	67 51
127	H	American	57 69	128	H	Portland	65 72

Non-Div I Games: Hawai i Paci fic 66 51

Hawai i

Average RPI Win:	274	WON-LOST	WINNING	LAST 10	STRENGTH OF	OPP. STRENGTH	TEAM	ADJ.	CONF.	ADJ CONF.
Average RPI Loss:	107	RECORD	PCT. RANK	GAMES	SCHEDULE	OF SCHEDULE	RPI	RPI	RPI	RPI
DIV. I ONLY	8- 6	134	7-3	242	271	156	156	28	28	
DIV. I NON-CONF.	5- 4	139	0- 0	161	232	131	131	29	29	

TOTALS	RPI 1-25	RPI 26-50	W-L RECORDS	RPI 51-100	RPI 101-150	RPI 150+				
8- 6	0- 1	0- 1	OVERALL	0- 1	1- 2	7- 1				
5- 0	0- 0	0- 0	HOME	0- 0	1- 0	4- 0				
3- 6	0- 1	0- 1	AWAY	0- 1	0- 2	3- 1				
0- 0	0- 0	0- 0	NEUTRAL	0- 0	0- 0	0- 0				
5- 4	0- 1	0- 1	NON-CONFERENCE	0- 1	1- 1	4- 0				
4- 0	0- 0	0- 0	HOME	0- 0	1- 0	3- 0				
1- 4	0- 1	0- 1	AWAY	0- 1	0- 1	1- 0				
0- 0	0- 0	0- 0	NEUTRAL	0- 0	0- 0	0- 0				
3- 2	0- 0	0- 0	CONFERENCE	0- 0	0- 1	3- 1				
1- 0	0- 0	0- 0	HOME	0- 0	0- 0	1- 0				
2- 2	0- 0	0- 0	AWAY	0- 0	0- 1	2- 1				
0- 0	0- 0	0- 0	NEUTRAL	0- 0	0- 0	0- 0				

RPI 1-25				RPI 26-50				RPI 51-100				RPI 101+				Team's RPI: 156
RPI	S	Opponent	Score	RPI	S	Opponent	Score	RPI	S	Opponent	Score	RPI	S	Opponent	Score	
25	A	Kentucky	49 71	37	A	Clemson	64 83	97	A	Miami (OH)	55 68	127	H	American	66 61	
												138	A	Radford	58 80	
												148	A	Davison	62 71	
												195	A	UNC Asheville	56 67	
												233	A	Gardner-Webb	78 61	
												237	A	ETSU	73 65	
												254	H	Norfolk St.	83 51	
												321	H	UNC Greensboro	82 75	
												330	H	Presbyterian	79 40	
												340	A	USC Upstate	87 61	
												349	H	N. C. Central	80 69	

LAST 12 Division I GAMES:																
340	A	USC Upstate	87 61	195	A	UNC Asheville	56 67									
237	A	ETSU	73 65	233	A	Gardner-Webb	78 61									
127	H	American	66 61	330	H	Presbyterian	79 40									
254	H	Norfolk St.	83 51	138	A	Radford	58 80									
37	A	Clemson	64 83	148	A	Davison	62 71									
321	H	UNC Greensboro	82 75	97	A	Miami (OH)	55 68									

Non-Div I Games: Greensboro 102 50 Mars Hill 86 36

High Point

Average RPI Win: **277**
 Average RPI Loss: **156**

WON-LOST
RECORD

WINNING
PCT. RANK

LAST 10
GAMES

STRENGTH OF
SCHEDULE

OPP. STRENGTH
OF SCHEDULE

TEAM
RPI

ADJ.
RPI

CONF.
RPI

ADJ CONF.
RPI

DIV. I ONLY	5- 12	271	3-7	190	270	259	259	10	10
DIV. I NON-CONF.	5- 6	177	0- 0	259	326	227	227	13	13
<hr/>									
TOTALS	RPI 1-25	RPI 26-50	W-L RECORDS	RPI 51-100	RPI 101-150	RPI 150+			
5- 12	0- 0	0- 0	OVERALL	0- 2	0- 5	5- 5			
1- 6	0- 0	0- 0	HOME	0- 0	0- 2	1- 4			
3- 4	0- 0	0- 0	AWAY	0- 1	0- 2	3- 1			
1- 2	0- 0	0- 0	NEUTRAL	0- 1	0- 1	1- 0			
5- 6	0- 0	0- 0	NON-CONFERENCE	0- 1	0- 2	5- 3			
1- 2	0- 0	0- 0	HOME	0- 0	0- 0	1- 2			
3- 2	0- 0	0- 0	AWAY	0- 0	0- 1	3- 1			
1- 2	0- 0	0- 0	NEUTRAL	0- 1	0- 1	1- 0			
0- 6	0- 0	0- 0	CONFERENCE	0- 1	0- 3	0- 2			
0- 4	0- 0	0- 0	HOME	0- 0	0- 2	0- 2			
0- 2	0- 0	0- 0	AWAY	0- 1	0- 1	0- 0			
0- 0	0- 0	0- 0	NEUTRAL	0- 0	0- 0	0- 0			

RPI 1-25				RPI 26-50				RPI 51-100				RPI 101+				Team's RPI: 259
RPI	S	Opponent	Score	RPI	S	Opponent	Score	RPI	S	Opponent	Score	RPI	S	Opponent	Score	
								59	A	James Madison	54 77	103	A	Towson	68 92	
								81	N	Wright St.	64 93	123	H	Drexel	49 61	
												135	N	Marist	57 71	
												144	A	Stony Brook	49 77	
												150	H	William & Mary	55 60	
												189	H	Elon	64 77	
												191	H	Delaware	59 78	
												209	H	Sacred Heart	64 70	
												227	A	Holy Cross	66 72	
												238	A	St. Bonaventure	67 59	
												245	N	Stetson	53 50	
												260	A	Siena	57 50	
												262	H	Col umbi a	63 65	
												314	A	UMBC	45 42	
												327	H	Iona	74 49	
<hr/>																
LAST 12 Division I GAMES:																
189	H	Elon	64 77	123	H	Drexel	49 61									
150	H	William & Mary	55 60	191	H	Delaware	59 78									
260	A	Siena	57 50	103	A	Towson	68 92									
314	A	UMBC	45 42	59	A	James Madison	54 77									
227	A	Holy Cross	66 72	245	N	Stetson	53 50									
209	H	Sacred Heart	64 70	135	N	Marist	57 71									

Non-Div I Games: Wilmington (DE) 77 56

Hofstra

Loss, **Non-Conf**, **S Site**, **H Home** **A Away** **N Neutral**

Average RPI Win:	257	WON-LOST	WINNING	LAST 10	STRENGTH OF	OPP. STRENGTH	TEAM	ADJ.	CONF.	ADJ CONF.
Average RPI Loss:	212	RECORD	PCT. RANK	GAMES	SCHEDULE	OF SCHEDULE	RPI	RPI	RPI	RPI

DIV. I ONLY	10- 7	124	5-5	326	275	227	227	19	19
DIV. I NON-CONF.	8- 3	71	0- 0	330	281	192	192	24	24

TOTALS	RPI 1-25	RPI 26-50	W-L RECORDS	RPI 51-100	RPI 101-150	RPI 150+			
10- 7	0- 0	0- 0	OVERALL	0- 1	0- 1	10- 5			
7- 2	0- 0	0- 0	HOME	0- 0	0- 0	7- 2			
3- 5	0- 0	0- 0	AWAY	0- 1	0- 1	3- 3			
0- 0	0- 0	0- 0	NEUTRAL	0- 0	0- 0	0- 0			
8- 3	0- 0	0- 0	NON-CONFERENCE	0- 1	0- 0	8- 2			
5- 1	0- 0	0- 0	HOME	0- 0	0- 0	5- 1			
3- 2	0- 0	0- 0	AWAY	0- 1	0- 0	3- 1			
0- 0	0- 0	0- 0	NEUTRAL	0- 0	0- 0	0- 0			
2- 4	0- 0	0- 0	CONFERENCE	0- 0	0- 1	2- 3			
2- 1	0- 0	0- 0	HOME	0- 0	0- 0	2- 1			
0- 3	0- 0	0- 0	AWAY	0- 0	0- 1	0- 2			
0- 0	0- 0	0- 0	NEUTRAL	0- 0	0- 0	0- 0			

RPI 1-25	RPI 26-50	RPI 51-100	RPI 101+	Team's RPI: 227
RPI S Opponent Score	RPI S Opponent Score	RPI S Opponent Score	RPI S Opponent Score	
		77 A Boston College 63 89	139 A Lehigh 55 64	
			163 H Boston U. 75 69	
			171 H Rhode Island 73 65	
			196 A Navy 47 54	
			201 H Rider 71 61	
			202 H Brown 85 89	
			232 H Colgate 67 70	
			259 H Hofstra 72 66	
			274 A Vermont 65 40	
			280 A Bryant 81 62	
			284 A Albany (NY) 56 50	
			289 H UMass Lowell 63 54	
			306 H Loyola Maryland 78 60	
			308 A New Hampshire 62 74	
			332 A Lafayette 63 73	
			341 H Manhattan 61 53	
LAST 12 Division I GAMES:				
332 A Lafayette 63 73	163 H Boston U. 75 69			
232 H Colgate 67 70	196 A Navy 47 54			
280 A Bryant 81 62	306 H Loyola Maryland 78 60			
341 H Manhattan 61 53	139 A Lehigh 55 64			
308 A New Hampshire 62 74	289 H UMass Lowell 63 54			
259 H Hofstra 72 66	274 A Vermont 65 40			

Non-Div I Games:

Holy Cross

Average RPI Win:	220	WON-LOST	WINNING	LAST 10	STRENGTH OF	OPP. STRENGTH	TEAM	ADJ.	CONF.	ADJ CONF.
Average RPI Loss:	66	RECORD	PCT. RANK	GAMES	SCHEDULE	OF SCHEDULE	RPI	RPI	RPI	RPI
DIV. I ONLY	9- 8	150	6-4	95	84	116	116	9	9	
DIV. I NON-CONF.	6- 7	172	0- 0	93	74	109	109	9	9	

TOTALS	RPI 1-25	RPI 26-50	W-L RECORDS	RPI 51-100	RPI 101-150	RPI 150+				
9- 8	0- 1	1- 3	OVERALL	0- 2	0- 2	8- 0				
2- 5	0- 1	1- 2	HOME	0- 1	0- 1	1- 0				
7- 3	0- 0	0- 1	AWAY	0- 1	0- 1	7- 0				
0- 0	0- 0	0- 0	NEUTRAL	0- 0	0- 0	0- 0				
6- 7	0- 0	1- 3	NON-CONFERENCE	0- 2	0- 2	5- 0				
1- 4	0- 0	1- 2	HOME	0- 1	0- 1	0- 0				
5- 3	0- 0	0- 1	AWAY	0- 1	0- 1	5- 0				
0- 0	0- 0	0- 0	NEUTRAL	0- 0	0- 0	0- 0				
3- 1	0- 1	0- 0	CONFERENCE	0- 0	0- 0	3- 0				
1- 1	0- 1	0- 0	HOME	0- 0	0- 0	1- 0				
2- 0	0- 0	0- 0	AWAY	0- 0	0- 0	2- 0				
0- 0	0- 0	0- 0	NEUTRAL	0- 0	0- 0	0- 0				

RPI 1-25				RPI 26-50				RPI 51-100				RPI 101+				Team's RPI: 116
RPI	S	Opponent	Score	RPI	S	Opponent	Score	RPI	S	Opponent	Score	RPI	S	Opponent	Score	
7	H	UConn	61 81	30	A	Cal i forn i a	79 80	77	H	Boston Col lege	57 64	124	H	UT Ar l ington	61 65	
				31	H	Texas A&M	52 68	82	A	FGCU	71 76	134	A	Loui si ana Tech	88 100	
				32	H	Georgi a Tech	95 89					198	A	George Mason	66 56	
				41	H	New Mexi co	84 89					211	A	Southern Mi ss.	61 44	
												224	A	SMU	72 61	
												231	H	Temple	78 65	
												237	A	ETSU	84 77	
												262	A	Col umbi a	83 72	
												269	A	Wi chi ta St.	66 58	
												316	A	Incarnate Word	79 60	
LAST 12 Di vi si on I GAMES:																
211	A	Southern Mi ss.	61 44	269	A	Wi chi ta St.	66 58	231	H	Temple	78 65					
198	A	George Mason	66 56					224	A	SMU	72 61					
124	H	UT Ar l ington	61 65					7	H	UConn	61 81					
31	H	Texas A&M	52 68					41	H	New Mexi co	84 89					
237	A	ETSU	84 77					262	A	Col umbi a	83 72					
82	A	FGCU	71 76													

Non-Di v I Games:

Houston

Average RPI Win:	305	WON-LOST	WINNING	LAST 10	STRENGTH OF	OPP. STRENGTH	TEAM	ADJ.	CONF.	ADJ CONF.
Average RPI Loss:	167	RECORD	PCT. RANK	GAMES	SCHEDULE	OF SCHEDULE	RPI	RPI	RPI	RPI
DIV. I ONLY	2- 9	314	3-7	224	285	324	324	26	26	
DIV. I NON-CONF.	1- 5	311	0- 0	202	277	314	314	22	22	

TOTALS	RPI 1-25	RPI 26-50	W-L RECORDS	RPI 51-100	RPI 101-150	RPI 150+				
2- 9	0- 0	0- 0	OVERALL	0- 2	0- 0	2- 7				
2- 3	0- 0	0- 0	HOME	0- 0	0- 0	2- 3				
0- 6	0- 0	0- 0	AWAY	0- 2	0- 0	0- 4				
0- 0	0- 0	0- 0	NEUTRAL	0- 0	0- 0	0- 0				
1- 5	0- 0	0- 0	NON-CONFERENCE	0- 1	0- 0	1- 4				
1- 1	0- 0	0- 0	HOME	0- 0	0- 0	1- 1				
0- 4	0- 0	0- 0	AWAY	0- 1	0- 0	0- 3				
0- 0	0- 0	0- 0	NEUTRAL	0- 0	0- 0	0- 0				
1- 4	0- 0	0- 0	CONFERENCE	0- 1	0- 0	1- 3				
1- 2	0- 0	0- 0	HOME	0- 0	0- 0	1- 2				
0- 2	0- 0	0- 0	AWAY	0- 1	0- 0	0- 1				
0- 0	0- 0	0- 0	NEUTRAL	0- 0	0- 0	0- 0				

RPI 1-25				RPI 26-50				RPI 51-100				RPI 101+				Team's RPI: 324
RPI	S	Opponent	Score	RPI	S	Opponent	Score	RPI	S	Opponent	Score	RPI	S	Opponent	Score	
								60	A	Lamar University	50 63	157	A	Texas Tech	76 82	
								64	A	Oklahoma St.	44 77	167	H	Abilene Christian	62 72	
												169	H	Oral Roberts	56 74	
												190	A	North Texas	75 100	
												212	A	Nicholls St.	54 77	
												215	H	Sam Houston St.	63 74	
												269	A	Wichita St.	50 68	
												288	H	New Orleans	83 74	
												322	H	La.-Monroe	68 60	
LAST 12 Division I GAMES:																
				60	A	Lamar University	50 63	215	H	Sam Houston St.	63 74					
				322	H	La.-Monroe	68 60	167	H	Abilene Christian	62 72					
				169	H	Oral Roberts	56 74	212	A	Nicholls St.	54 77					
				64	A	Oklahoma St.	44 77	288	H	New Orleans	83 74					
				190	A	North Texas	75 100	269	A	Wichita St.	50 68					
				157	A	Texas Tech	76 82									

Non-Div I Games: Howard Payne 93 60 Tex. A&M Int'l 81 48 McMurry 92 41 Southwest (NM) 100 57
Houston Baptist

Average RPI Win: 287
Average RPI Loss: 194

WON-LOST
RECORD

WINNING
PCT. RANK

LAST 10
GAMES

STRENGTH OF
SCHEDULE

OPP. STRENGTH
OF SCHEDULE

TEAM
RPI

ADJ.
RPI

CONF.
RPI

ADJ CONF.
RPI

DIV. I ONLY	10- 8	143	5-5	321	329	221	221	32	32
DIV. I NON-CONF.	7- 6	153	0- 0	296	289	205	205	32	32

TOTALS	RPI 1-25	RPI 26-50	W-L RECORDS	RPI 51-100	RPI 101-150	RPI 150+			
10- 8	0- 0	0- 1	OVERALL	0- 0	0- 2	10- 5			
5- 2	0- 0	0- 0	HOME	0- 0	0- 0	5- 2			
5- 6	0- 0	0- 1	AWAY	0- 0	0- 2	5- 3			
0- 0	0- 0	0- 0	NEUTRAL	0- 0	0- 0	0- 0			
7- 6	0- 0	0- 1	NON-CONFERENCE	0- 0	0- 2	7- 3			
2- 2	0- 0	0- 0	HOME	0- 0	0- 0	2- 2			
5- 4	0- 0	0- 1	AWAY	0- 0	0- 2	5- 1			
0- 0	0- 0	0- 0	NEUTRAL	0- 0	0- 0	0- 0			
3- 2	0- 0	0- 0	CONFERENCE	0- 0	0- 0	3- 2			
3- 0	0- 0	0- 0	HOME	0- 0	0- 0	3- 0			
0- 2	0- 0	0- 0	AWAY	0- 0	0- 0	0- 2			
0- 0	0- 0	0- 0	NEUTRAL	0- 0	0- 0	0- 0			

RPI	S	Opponent	Score	RPI	S	Opponent	Score	RPI	S	Opponent	Score	RPI	S	Opponent	Score
44	A	North Carolina	63 85									113	A	Cincinnati	51 85
												150	A	William & Mary	75 88
												180	H	Mercer	70 85
												198	H	George Mason	73 59
												216	A	UMES	72 80
												241	A	Niagara	68 61
												244	A	Campbell	69 64
												260	H	Siena	81 86
												274	A	La Salle	57 54
												277	H	Bethune-Cookman	61 40
												282	A	Richmond	60 67
												304	A	South Carolina St.	63 72
												310	A	FIU	89 62
												315	H	NJIT	77 57
												318	H	Morgan St.	79 56
												346	H	Florida A&M	74 68
												347	A	Fairleigh Dickinson	79 58
LAST 12 Division I GAMES:															
44	A	North Carolina	63 85	304	A	South Carolina St.	63 72								
113	A	Cincinnati	51 85	318	H	Morgan St.	79 56								
180	H	Mercer	70 85	277	H	Bethune-Cookman	61 40								
310	A	FIU	89 62	216	A	UMES	72 80								
244	A	Campbell	69 64	346	H	Florida A&M	74 68								
282	A	Richmond	60 67	241	A	Niagara	68 61								

Howard

Howard

Non-Div I Games:

Howard

Average RPI Win:	238	WON-LOST	WINNING	LAST 10	STRENGTH OF	OPP. STRENGTH	TEAM	ADJ.	CONF.	ADJ CONF.
Average RPI Loss:	95	RECORD	PCT. RANK	GAMES	SCHEDULE	OF SCHEDULE	RPI	RPI	RPI	RPI
DIV. I ONLY	10- 7	124	5-5	195	162	152	152	20	20	
DIV. I NON-CONF.	5- 5	162	0- 0	39	100	71	71	18	18	

TOTALS	RPI 1-25	RPI 26-50	W-L RECORDS	RPI 51-100	RPI 101-150	RPI 150+				
10- 7	0- 1	0- 1	OVERALL	0- 2	2- 1	8- 2				
5- 3	0- 0	0- 1	HOME	0- 2	1- 0	4- 0				
4- 4	0- 1	0- 0	AWAY	0- 0	0- 1	4- 2				
1- 0	0- 0	0- 0	NEUTRAL	0- 0	1- 0	0- 0				
5- 5	0- 1	0- 1	NON-CONFERENCE	0- 1	2- 0	3- 2				
1- 2	0- 0	0- 1	HOME	0- 1	1- 0	0- 0				
3- 3	0- 1	0- 0	AWAY	0- 0	0- 0	3- 2				
1- 0	0- 0	0- 0	NEUTRAL	0- 0	1- 0	0- 0				
5- 2	0- 0	0- 0	CONFERENCE	0- 1	0- 1	5- 0				
4- 1	0- 0	0- 0	HOME	0- 1	0- 0	4- 0				
1- 1	0- 0	0- 0	AWAY	0- 0	0- 1	1- 0				
0- 0	0- 0	0- 0	NEUTRAL	0- 0	0- 0	0- 0				

RPI 1-25				RPI 26-50				RPI 51-100				RPI 101+ Team's RPI: 152			
RPI	S	Opponent	Score	RPI	S	Opponent	Score	RPI	S	Opponent	Score	RPI	S	Opponent	Score
12	A	Iowa	58 72	39	H	Ohio	66 73	79	H	UNI	40 53	121	A	Youngstown St.	52 70
								81	H	Wright St.	75 78	126	N	VCU	63 61
												143	H	UT Martin	73 72
												159	A	Indiana St.	64 59
												162	A	Wisconsin	64 65
												168	A	Southern Ill.	73 78
												193	A	Ole Miss	66 58
												252	A	UTSA	58 50
												266	A	Cleveland St.	75 50
												279	H	Northern Ky.	70 48
												296	H	Oakland	82 53
												329	H	Detroit Mercy	82 47
												335	H	UIC	71 43
LAST 12 Division I GAMES:															
279	H	Northern Ky.	70 48	335	H	UIC	71 43	296	H	Oakland	82 53	329	H	Detroit Mercy	82 47
81	H	Wright St.	75 78	296	H	Oakland	82 53	121	A	Youngstown St.	52 70	266	A	Cleveland St.	75 50
168	A	Southern Ill.	73 78	329	H	Detroit Mercy	82 47	79	H	UNI	40 53				
39	H	Ohio	66 73	121	A	Youngstown St.	52 70								
12	A	Iowa	58 72	266	A	Cleveland St.	75 50								
159	A	Indiana St.	64 59	79	H	UNI	40 53								

Non-Div I Games: Purdue Northwest 101 40

IUPUI

I
d
a
h
o

I
d
a
h
o

I daho

Average RPI Win: 239

Average RPI Loss: 63

WON-LOST
RECORDWINNING
PCT. RANKLAST 10
GAMESSTRENGTH OF
SCHEDULEOPP. STRENGTH
OF SCHEDULETEAM
RPIADJ.
RPICONF.
RPIADJ CONF.
RPIDIV. I ONLY
DIV. I NON-CONF.9- 6
4- 4118
1628-2
0- 0158
24160
193118
61118
6115
1215
12

TOTALS

RPI 1-25

RPI 26-50

W-L RECORDS

RPI 51-100

RPI 101-150

RPI 150+

9- 6 0- 1
4- 1 0- 0
4- 4 0- 1
1- 1 0- 00- 2
0- 0
0- 1
0- 1OVERALL
HOME
AWAY
NEUTRAL0- 1
0- 0
0- 1
0- 00- 2
0- 1
0- 1
0- 09- 0
4- 0
4- 0
1- 04- 4 0- 1
2- 0 0- 0
1- 3 0- 1
1- 1 0- 00- 2
0- 0
0- 1
0- 1NON-CONFERENCE
HOME
AWAY
NEUTRAL0- 1
0- 0
0- 1
0- 00- 0
0- 0
0- 0
0- 04- 0
2- 0
1- 0
1- 05- 2 0- 0
2- 1 0- 0
3- 1 0- 0
0- 0 0- 00- 0
0- 0
0- 0
0- 0CONFERENCE
HOME
AWAY
NEUTRAL0- 0
0- 0
0- 0
0- 00- 2
0- 1
0- 1
0- 05- 0
2- 0
3- 0
0- 0

RPI 1-25

RPI 26-50

RPI 51-100

RPI 101+

Team's RPI: 118

RPI S Opponent Score
10 A Gonzaga 51 70RPI S Opponent Score
32 N Georgia Tech 51 74
40 A Utah 60 74RPI S Opponent Score
57 A Arizona 46 71RPI S Opponent Score
108 A Northern Colo. 56 60
130 H Idaho 72 86
161 H Pepperdine 65 63
176 H Eastern Wash. 63 48
210 A Southern Utah 69 57
218 H Utah Valley 80 68
243 H Sacramento St. 73 43
255 A Northern Ariz. 80 69
286 A California Baptist 72 57
297 N Kennesaw St. 60 49
302 A Weber St. 70 57

LAST 12 Division I GAMES:

176 H Eastern Wash.	63 48	108 A Northern Colo.	56 60
130 H Idaho	72 86	243 H Sacramento St.	73 43
161 H Pepperdine	65 63	302 A Weber St.	70 57
218 H Utah Valley	80 68	255 A Northern Ariz.	80 69
32 N Georgia Tech	51 74	210 A Southern Utah	69 57
297 N Kennesaw St.	60 49	40 A Utah	60 74

Non-Div I Games: Benedictine Mesa 88 51

Idaho St.

Loss, Non-Conf, S Site, H Home A Away N Neutral

Average RPI Win:	233	WON-LOST	WINNING	LAST 10	STRENGTH OF	OPP. STRENGTH	TEAM	ADJ.	CONF.	ADJ CONF.
Average RPI Loss:	71	RECORD	PCT. RANK	GAMES	SCHEDULE	OF SCHEDULE	RPI	RPI	RPI	RPI
DIV. I ONLY	9- 9	165	3-7	97	112	166	166	4	4	
DIV. I NON-CONF.	8- 3	71	0- 0	241	273	157	157	5	5	

TOTALS	RPI 1-25	RPI 26-50	W-L RECORDS	RPI 51-100	RPI 101-150	RPI 150+				
9- 9	0- 2	0- 3	OVERALL	0- 2	1- 1	8- 1				
7- 5	0- 2	0- 2	HOME	0- 1	0- 0	7- 0				
2- 3	0- 0	0- 1	AWAY	0- 1	1- 1	1- 0				
0- 1	0- 0	0- 0	NEUTRAL	0- 0	0- 0	0- 1				
8- 3	0- 0	0- 2	NON-CONFERENCE	0- 0	0- 0	8- 1				
7- 1	0- 0	0- 1	HOME	0- 0	0- 0	7- 0				
1- 1	0- 0	0- 1	AWAY	0- 0	0- 0	1- 0				
0- 1	0- 0	0- 0	NEUTRAL	0- 0	0- 0	0- 1				
1- 6	0- 2	0- 1	CONFERENCE	0- 2	1- 1	0- 0				
0- 4	0- 2	0- 1	HOME	0- 1	0- 0	0- 0				
1- 2	0- 0	0- 0	AWAY	0- 1	1- 1	0- 0				
0- 0	0- 0	0- 0	NEUTRAL	0- 0	0- 0	0- 0				

RPI 1-25				RPI 26-50				RPI 51-100				RPI 101+				Team's RPI: 166
RPI	S	Opponent	Score	RPI	S	Opponent	Score	RPI	S	Opponent	Score	RPI	S	Opponent	Score	
12	H	Iowa	75 94	29	H	Indiana	83 85	72	H	Nebraska	67 77	106	A	Minnesota	66 62	
16	H	Rutgers	60 71	34	H	Missouri	45 67	80	A	Northwestern	45 68	114	A	Penn St.	48 62	
				37	A	Clemson	67 69					159	H	Indiana St.	75 57	
												184	H	Eastern Mich.	72 66	
												199	H	SIUE	74 57	
												243	N	Sacramento St.	107 109	
												262	H	Columbia	76 69	
												283	H	Alabama A&M	88 60	
												285	H	Murray St.	84 52	
												307	A	Cal Poly	74 51	
												309	H	Valparaiso	73 54	

LAST 12 Division I GAMES:																
80	A	Northwestern	45 68	12	H	Iowa	75 94	114	A	Penn St.	48 62	16	H	Rutgers	60 71	
29	H	Indiana	83 85	72	H	Nebraska	67 77	106	A	Minnesota	66 62	285	H	Murray St.	84 52	
34	H	Missouri	45 67	80	A	Northwestern	45 68	184	H	Eastern Mich.	72 66					
199	H	SIUE	74 57													
285	H	Murray St.	84 52													
159	H	Indiana St.	75 57													

Non-Div I Games:

Illinois

Average RPI Win:	233	WON-LOST	WINNING	LAST 10	STRENGTH OF	OPP. STRENGTH	TEAM	ADJ.	CONF.	ADJ CONF.
Average RPI Loss:	134	RECORD	PCT. RANK	GAMES	SCHEDULE	OF SCHEDULE	RPI	RPI	RPI	RPI

DIV. I ONLY	9- 7	136	7-3	265	184	183	183	12	12
DIV. I NON-CONF.	6- 4	125	0- 0	302	284	187	187	14	14

TOTALS	RPI 1-25	RPI 26-50	W-L RECORDS	RPI 51-100	RPI 101-150	RPI 150+			
9- 7	0- 2	0- 0	OVERALL	1- 1	0- 0	8- 4			
6- 2	0- 1	0- 0	HOME	1- 1	0- 0	5- 0			
3- 5	0- 1	0- 0	AWAY	0- 0	0- 0	3- 4			
0- 0	0- 0	0- 0	NEUTRAL	0- 0	0- 0	0- 0			
6- 4	0- 1	0- 0	NON-CONFERENCE	0- 0	0- 0	6- 3			
4- 0	0- 0	0- 0	HOME	0- 0	0- 0	4- 0			
2- 4	0- 1	0- 0	AWAY	0- 0	0- 0	2- 3			
0- 0	0- 0	0- 0	NEUTRAL	0- 0	0- 0	0- 0			
3- 3	0- 1	0- 0	CONFERENCE	1- 1	0- 0	2- 1			
2- 2	0- 1	0- 0	HOME	1- 1	0- 0	1- 0			
1- 1	0- 0	0- 0	AWAY	0- 0	0- 0	1- 1			
0- 0	0- 0	0- 0	NEUTRAL	0- 0	0- 0	0- 0			

RPI 1-25				RPI 26-50				RPI 51-100				RPI 101+ Team's RPI: 183			
RPI	S	Opponent	Score	RPI	S	Opponent	Score	RPI	S	Opponent	Score	RPI	S	Opponent	Score
11	H	Drake	64 82					79	H	UNI	66 64	159	A	Indiana St.	44 59
21	A	Butler	56 58					96	H	Missouri St.	47 59	168	H	Southern Ill.	60 52
												184	A	Eastern Mich.	41 50
												192	A	UMKC	62 55
												199	A	SIUE	61 68
												208	H	Saint Louis	72 67
												217	H	North Dakota	67 55
												266	A	Cleveland St.	63 67
												279	A	Northern Ky.	58 53
												296	H	Oakland	62 56
												313	H	Austin Peay	61 49
												344	A	Evansville	72 61
LAST 12 Division I GAMES:															
				79	H	UNI	66 64	96	H	Missouri St.	47 59				
				192	A	UMKC	62 55	168	H	Southern Ill.	60 52				
				208	H	Saint Louis	72 67	344	A	Evansville	72 61				
				279	A	Northern Ky.	58 53	159	A	Indiana St.	44 59				
				313	H	Austin Peay	61 49	11	H	Drake	64 82				
				296	H	Oakland	62 56	21	A	Butler	56 58				

Non-Div I Games: Maryville (MO) 61 52

Illinois St.

Average RPI Win:	319	WON-LOST	WINNING	LAST 10	STRENGTH OF	OPP. STRENGTH	TEAM	ADJ.	CONF.	ADJ CONF.
Average RPI Loss:	161	RECORD	PCT. RANK	GAMES	SCHEDULE	OF SCHEDULE	RPI	RPI	RPI	RPI

DIV. I ONLY	1- 15	344	1-9	160	251	316	316	26	26
DIV. I NON-CONF.	0- 11	336	0- 0	80	206	305	305	22	22

TOTALS	RPI 1-25	RPI 26-50	W-L RECORDS	RPI 51-100	RPI 101-150	RPI 150+			
1- 15	0- 1	0- 1	OVERALL	0- 2	0- 4	1- 7			
0- 6	0- 0	0- 0	HOME	0- 1	0- 3	0- 2			
1- 9	0- 1	0- 1	AWAY	0- 1	0- 1	1- 5			
0- 0	0- 0	0- 0	NEUTRAL	0- 0	0- 0	0- 0			
0- 11	0- 1	0- 1	NON-CONFERENCE	0- 1	0- 4	0- 4			
0- 4	0- 0	0- 0	HOME	0- 0	0- 3	0- 1			
0- 7	0- 1	0- 1	AWAY	0- 1	0- 1	0- 3			
0- 0	0- 0	0- 0	NEUTRAL	0- 0	0- 0	0- 0			
1- 4	0- 0	0- 0	CONFERENCE	0- 1	0- 0	1- 3			
0- 2	0- 0	0- 0	HOME	0- 1	0- 0	0- 1			
1- 2	0- 0	0- 0	AWAY	0- 0	0- 0	1- 2			
0- 0	0- 0	0- 0	NEUTRAL	0- 0	0- 0	0- 0			

RPI 1-25				RPI 26-50				RPI 51-100				RPI 101+ Team's RPI: 316			
RPI	S	Opponent	Score	RPI	S	Opponent	Score	RPI	S	Opponent	Score	RPI	S	Opponent	Score
14	A	Arizona St.	43 81	27	A	South Dakota	43 96	57	A	Arizona	42 84	102	H	Rice	63 74
								86	H	SFA	56 66	106	A	Minnesota	39 75
												116	H	Houston	60 79
												124	H	UT Arlington	49 97
												181	A	Massachusetts	59 71
												206	A	San Diego St.	38 81
												212	A	Nicholls St.	62 86
												215	H	Sam Houston St.	56 76
												302	H	Weber St.	64 72
												319	A	McNeese	68 66
												328	A	Central Ark.	43 74
												337	A	Grand Canyon	63 74

LAST 12 Division I GAMES:															
102	H	Rice	63 74	86	H	SFA	56 66	328	A	Central Ark.	43 74	215	H	Sam Houston St.	56 76
181	A	Massachusetts	59 71	328	A	Central Ark.	43 74	212	A	Nicholls St.	62 86	319	A	McNeese	68 66
106	A	Minnesota	39 75	215	H	Sam Houston St.	56 76	302	H	Weber St.	64 72	206	A	San Diego St.	38 81
124	H	UT Arlington	49 97	212	A	Nicholls St.	62 86								
57	A	Arizona	42 84												
302	H	Weber St.	64 72												

Non-Div I Games:

Incarnate Word

Average RPI Win:	133	WON-LOST	WINNING	LAST 10	STRENGTH OF	OPP. STRENGTH	TEAM	ADJ.	CONF.	ADJ CONF.
Average RPI Loss:	93	RECORD	PCT. RANK	GAMES	SCHEDULE	OF SCHEDULE	RPI	RPI	RPI	RPI
DIV. I ONLY	15- 4	35	6-4	79	22	29	29	4	4	
DIV. I NON-CONF.	11- 1	13	0- 0	107	46	18	18	5	5	

TOTALS	RPI 1-25	RPI 26-50	W-L RECORDS	RPI 51-100	RPI 101-150	RPI 150+				
15- 4	1- 0	2- 1	OVERALL	3- 2	3- 0	6- 1				
8- 1	1- 0	1- 0	HOME	2- 1	1- 0	3- 0				
5- 2	0- 0	0- 1	AWAY	1- 1	1- 0	3- 0				
2- 1	0- 0	1- 0	NEUTRAL	0- 0	1- 0	0- 1				
11- 1	1- 0	1- 0	NON-CONFERENCE	3- 0	2- 0	4- 1				
6- 0	1- 0	0- 0	HOME	2- 0	0- 0	3- 0				
3- 0	0- 0	0- 0	AWAY	1- 0	1- 0	1- 0				
2- 1	0- 0	1- 0	NEUTRAL	0- 0	1- 0	0- 1				
4- 3	0- 0	1- 1	CONFERENCE	0- 2	1- 0	2- 0				
2- 1	0- 0	1- 0	HOME	0- 1	1- 0	0- 0				
2- 2	0- 0	0- 1	AWAY	0- 1	0- 0	2- 0				
0- 0	0- 0	0- 0	NEUTRAL	0- 0	0- 0	0- 0				

RPI 1-25				RPI 26-50				Team's RPI: 29				RPI 51-100				RPI 101+			
RPI	S	Opponent	Score	RPI	S	Opponent	Score	RPI	S	Opponent	Score	RPI	S	Opponent	Score	RPI	S	Opponent	Score
21	H	Butler	66 46	27	N	South Dakota	68 60	56	A	UCLA	67 65	114	H	Penn St.	83 75				
				28	H	Michigan St.	68 64	80	H	Northwestern	69 75	115	A	Wake Forest	87 73				
				33	A	Purdue	53 56	95	H	Northern Ill.	91 73	132	N	Loyola Marymount	67 43				
								96	H	Missouri St.	98 74	160	N	Grambling	62 65				
								100	A	Ohio St.	50 55	162	A	Wisconsin	75 68				
												166	A	Illinois	85 83				
												185	H	Milwaukee	68 66				
												213	H	Florida	83 64				
												291	H	North Florida	75 52				
												296	A	Oakland	59 32				
LAST 12 Division I GAMES:																			
114	H	Penn St.	83 75	33	A	Purdue	53 56	80	H	Northwestern	69 75	162	A	Wisconsin	75 68				
166	A	Illinois	85 83	27	N	South Dakota	68 60	100	A	Ohio St.	50 55	28	H	Michigan St.	68 64				
21	H	Butler	66 46	160	N	Grambling	62 65	21	H	Butler	66 46								

Non-Div I Games:

Indiana

Average RPI Win:	250	WON-LOST	WINNING	LAST 10	STRENGTH OF	OPP. STRENGTH	TEAM	ADJ.	CONF.	ADJ CONF.
Average RPI Loss:	153	RECORD	PCT. RANK	GAMES	SCHEDULE	OF SCHEDULE	RPI	RPI	RPI	RPI
DIV. I ONLY	8- 8	165	5-5	161	314	159	159	12	12	
DIV. I NON-CONF.	5- 5	162	0- 0	211	323	174	174	14	14	

TOTALS	RPI 1-25	RPI 26-50	W-L RECORDS	RPI 51-100	RPI 101-150	RPI 150+				
8- 8	0- 1	0- 0	OVERALL	0- 1	0- 1	8- 5				
2- 2	0- 0	0- 0	HOME	0- 0	0- 0	2- 2				
6- 5	0- 1	0- 0	AWAY	0- 1	0- 0	6- 3				
0- 1	0- 0	0- 0	NEUTRAL	0- 0	0- 1	0- 0				
5- 5	0- 1	0- 0	NON-CONFERENCE	0- 0	0- 1	5- 3				
1- 1	0- 0	0- 0	HOME	0- 0	0- 0	1- 1				
4- 3	0- 1	0- 0	AWAY	0- 0	0- 0	4- 2				
0- 1	0- 0	0- 0	NEUTRAL	0- 0	0- 1	0- 0				
3- 3	0- 0	0- 0	CONFERENCE	0- 1	0- 0	3- 2				
1- 1	0- 0	0- 0	HOME	0- 0	0- 0	1- 1				
2- 2	0- 0	0- 0	AWAY	0- 1	0- 0	2- 1				
0- 0	0- 0	0- 0	NEUTRAL	0- 0	0- 0	0- 0				

RPI 1-25				RPI 26-50				RPI 51-100				RPI 101+				Team's RPI: 159
RPI	S	Opponent	Score	RPI	S	Opponent	Score	RPI	S	Opponent	Score	RPI	S	Opponent	Score	
21	A	Butler	49 72					96	A	Missouri St.	58 71	146	N	UC Irvine	61 77	
												152	H	IUPUI	59 64	
												166	A	Illinois	57 75	
												168	A	Southern Ill.	61 58	
												173	H	Bradley	45 61	
												183	H	Illinois St.	59 44	
												208	A	Saint Louis	60 56	
												220	A	Southeast Mo. St.	62 51	
												223	A	Loyola Chicago	54 56	
												240	A	Marshall	62 53	
												250	A	Eastern Ill.	39 63	
												309	A	Valparaiso	86 82	
												335	H	UIC	60 53	
												337	A	Grand Canyon	88 81	

LAST 12 Division I GAMES:																
96	A	Missouri St.	58 71	223	A	Loyola Chicago	54 56									
250	A	Eastern Ill.	39 63	309	A	Valparaiso	86 82									
21	A	Butler	49 72	173	H	Bradley	45 61									
335	H	UIC	60 53	183	H	Illinois St.	59 44									
166	A	Illinois	57 75	168	A	Southern Ill.	61 58									
152	H	IUPUI	59 64	220	A	Southeast Mo. St.	62 51									

Non-Div I Games: Davenport 79 43

Indiana St.

Average RPI Win:	197	WON-LOST	WINNING	LAST 10	STRENGTH OF	OPP. STRENGTH	TEAM	ADJ.	CONF.	ADJ CONF.
Average RPI Loss:	172	RECORD	PCT. RANK	GAMES	SCHEDULE	OF SCHEDULE	RPI	RPI	RPI	RPI
DIV. I ONLY	1- 17	347	0-10	171	220	327	327	27	27	
DIV. I NON-CONF.	1- 10	330	0- 0	87	107	282	282	28	28	

TOTALS	RPI 1-25	RPI 26-50	W-L RECORDS	RPI 51-100	RPI 101-150	RPI 150+				
1- 17	0- 1	0- 0	OVERALL	0- 4	0- 4	1- 8				
1- 9	0- 1	0- 0	HOME	0- 1	0- 3	1- 4				
0- 8	0- 0	0- 0	AWAY	0- 3	0- 1	0- 4				
0- 0	0- 0	0- 0	NEUTRAL	0- 0	0- 0	0- 0				
1- 10	0- 1	0- 0	NON-CONFERENCE	0- 4	0- 3	1- 2				
1- 5	0- 1	0- 0	HOME	0- 1	0- 3	1- 0				
0- 5	0- 0	0- 0	AWAY	0- 3	0- 0	0- 2				
0- 0	0- 0	0- 0	NEUTRAL	0- 0	0- 0	0- 0				
0- 7	0- 0	0- 0	CONFERENCE	0- 0	0- 1	0- 6				
0- 4	0- 0	0- 0	HOME	0- 0	0- 0	0- 4				
0- 3	0- 0	0- 0	AWAY	0- 0	0- 1	0- 2				
0- 0	0- 0	0- 0	NEUTRAL	0- 0	0- 0	0- 0				

RPI 1-25				RPI 26-50				RPI 51-100				RPI 101+ Team's RPI: 327			
RPI	S	Opponent	Score	RPI	S	Opponent	Score	RPI	S	Opponent	Score	RPI	S	Opponent	Score
19	H	Central Mich.	39 82					52	A	Bucknell	43 81	105	H	St. John's (NY)	35 61
								74	A	Kansas	44 75	135	A	Marist	36 76
								84	H	Penn	43 66	141	H	Fordham	40 57
								94	A	Toledo	38 84	144	H	Stony Brook	51 53
												197	H	George Washington	52 43
												201	H	Rider	58 66
												231	A	Temple	39 59
												241	H	Niagara	46 58
												249	H	Monmouth	38 55
												259	A	Hofstra	49 74
												260	A	Siena	47 59
												293	H	Canisius	40 48
												341	A	Manhattan	33 55
LAST 12 Division I GAMES:															
260	A	Siena	47 59	135	A	Marist	36 76								
249	H	Monmouth	38 55	341	A	Manhattan	33 55								
141	H	Fordham	40 57	201	H	Rider	58 66								
144	H	Stony Brook	51 53	241	H	Niagara	46 58								
84	H	Penn	43 66	293	H	Canisius	40 48								
231	A	Temple	39 59	52	A	Bucknell	43 81								

Non-Div I Games:

Iona

Iowa

I
o
w
a

Iowa

Average RPI Win: 104

Average RPI Loss: 40

WON-LOST
RECORDWINNING
PCT. RANKLAST 10
GAMESSTRENGTH OF
SCHEDULEOPP. STRENGTH
OF SCHEDULETEAM
RPIADJ.
RPICONF.
RPIADJ CONF.
RPIDIV. I ONLY
DIV. I NON-CONF.14- 4
10- 238
378-2
3- 03
948
7113
813
83
33
3

TOTALS

RPI 1-25

RPI 26-50

W-L RECORDS

RPI 51-100

RPI 101-150

RPI 150+

14- 4

1- 2

4- 1

OVERALL

4- 1

1- 0

4- 0

12- 1

1- 1

4- 0

HOME

3- 0

1- 0

3- 0

1- 3

0- 1

0- 1

AWAY

1- 1

0- 0

0- 0

1- 0

0- 0

0- 0

NEUTRAL

0- 0

0- 0

1- 0

10- 2

1- 1

3- 1

NON-CONFERENCE

2- 0

0- 0

4- 0

9- 0

1- 0

3- 0

HOME

2- 0

0- 0

3- 0

0- 2

0- 1

0- 1

AWAY

0- 0

0- 0

0- 0

1- 0

0- 0

0- 0

NEUTRAL

0- 0

0- 0

1- 0

4- 2

0- 1

1- 0

CONFERENCE

2- 1

1- 0

0- 0

3- 1

0- 1

1- 0

HOME

1- 0

1- 0

0- 0

1- 1

0- 0

0- 0

AWAY

1- 1

0- 0

0- 0

0- 0

0- 0

0- 0

NEUTRAL

0- 0

0- 0

0- 0

RPI 1-25

Team's RPI: 13

RPI 26-50

RPI 51-100

RPI 101+

RPI	S	Opponent	Score
11	H	Drake	86 81
12	A	Iowa	70 73
23	H	Texas	62 64

RPI	S	Opponent	Score
27	A	South Dakota	59 64
35	H	Miami (FL)	75 52
42	H	Kansas St.	96 58
47	H	Auburn	67 64
50	H	Arkansas	91 82

RPI	S	Opponent	Score
52	H	Bucknell	86 61
61	H	TCU	92 54
74	A	Kansas	82 73
95	H	Northern Ill.	70 60
99	A	West Virginia	64 73

RPI	S	Opponent	Score
137	H	Oklahoma	104 78
184	N	Eastern Mich.	85 59
204	H	Prairie View	94 46
217	H	North Dakota	87 35
241	H	Niagara	95 35

LAST 12 Division I GAMES:

23	H	Texas	62 64	95	H	Northern Ill.	70 60
61	H	TCU	92 54	47	H	Auburn	67 64
74	A	Kansas	82 73	35	H	Miami (FL)	75 52
42	H	Kansas St.	96 58	137	H	Oklahoma	104 78
52	H	Bucknell	86 61	99	A	West Virginia	64 73
204	H	Prairie View	94 46	11	H	Drake	86 81

Iowa St.

Iowa St.

Non-Div I Games:

Iowa St.

Average RPI Win:	338	WON-LOST	WINNING	LAST 10	STRENGTH OF	OPP. STRENGTH	TEAM	ADJ.	CONF.	ADJ CONF.
Average RPI Loss:	188	RECORD	PCT. RANK	GAMES	SCHEDULE	OF SCHEDULE	RPI	RPI	RPI	RPI
DIV. I ONLY	3- 12	307	3-7	316	291	334	334	30	30	
DIV. I NON-CONF.	2- 7	288	0- 0	188	297	289	289	26	26	
<hr/>										
TOTALS	RPI 1-25	RPI 26-50	W-L RECORDS	RPI 51-100	RPI 101-150	RPI 150+				
3- 12	0- 1	0- 1	OVERALL	0- 0	0- 1	3- 9				
2- 2	0- 0	0- 0	HOME	0- 0	0- 0	2- 2				
0- 9	0- 1	0- 1	AWAY	0- 0	0- 1	0- 6				
1- 1	0- 0	0- 0	NEUTRAL	0- 0	0- 0	1- 1				
2- 7	0- 1	0- 1	NON-CONFERENCE	0- 0	0- 1	2- 4				
1- 1	0- 0	0- 0	HOME	0- 0	0- 0	1- 1				
0- 5	0- 1	0- 1	AWAY	0- 0	0- 1	0- 2				
1- 1	0- 0	0- 0	NEUTRAL	0- 0	0- 0	1- 1				
1- 5	0- 0	0- 0	CONFERENCE	0- 0	0- 0	1- 5				
1- 1	0- 0	0- 0	HOME	0- 0	0- 0	1- 1				
0- 4	0- 0	0- 0	AWAY	0- 0	0- 0	0- 4				
0- 0	0- 0	0- 0	NEUTRAL	0- 0	0- 0	0- 0				

RPI 1-25				RPI 26-50				RPI 51-100				RPI 101+ Team's RPI: 334			
RPI	S	Opponent	Score	RPI	S	Opponent	Score	RPI	S	Opponent	Score	RPI	S	Opponent	Score
9	A	Mississippi St.	38 105	50	A	Arkansas	57 76					124	A	UT Arlington	63 99
												179	N	Akron	57 74
												182	H	Southern U.	74 76
												204	A	Prairie View	57 76
												225	A	Alabama St.	67 74
												236	H	Southeastern La.	45 50
												246	A	Texas Southern	67 76
												257	A	Memphis	67 68
												263	A	Louisiana	61 68
												283	A	Alabama A&M	55 58
												328	H	Central Ark.	65 56
												335	N	UIC	72 57
												350	H	Alcorn	88 66
<hr/>															
LAST 12 Division I GAMES:															
283	A	Alabama A&M	55 58	246	A	Texas Southern	67 76								
50	A	Arkansas	57 76	204	A	Prairie View	57 76								
335	N	UIC	72 57	182	H	Southern U.	74 76								
179	N	Akron	57 74	350	H	Alcorn	88 66								
236	H	Southeastern La.	45 50	225	A	Alabama St.	67 74								
9	A	Mississippi St.	38 105	263	A	Louisiana	61 68								

Non-Div I Games: Spring Hill 105 57 Millsaps 88 38

Jackson St.

Average RPI Win:	296	WON-LOST	WINNING	LAST 10	STRENGTH OF	OPP. STRENGTH	TEAM	ADJ.	CONF.	ADJ CONF.
Average RPI Loss:	155	RECORD	PCT. RANK	GAMES	SCHEDULE	OF SCHEDULE	RPI	RPI	RPI	RPI
DIV. I ONLY	7- 8	193	7-3	264	303	203	203	25	25	
DIV. I NON-CONF.	4- 6	212	0- 0	185	279	199	199	27	27	

TOTALS	RPI 1-25	RPI 26-50	W-L RECORDS	RPI 51-100	RPI 101-150	RPI 150+				
7- 8	0- 1	0- 1	OVERALL	0- 1	0- 1	7- 4				
2- 2	0- 0	0- 0	HOME	0- 0	0- 0	2- 2				
5- 4	0- 1	0- 1	AWAY	0- 0	0- 1	5- 1				
0- 2	0- 0	0- 0	NEUTRAL	0- 1	0- 0	0- 1				
4- 6	0- 1	0- 1	NON-CONFERENCE	0- 1	0- 1	4- 2				
1- 1	0- 0	0- 0	HOME	0- 0	0- 0	1- 1				
3- 3	0- 1	0- 1	AWAY	0- 0	0- 1	3- 0				
0- 2	0- 0	0- 0	NEUTRAL	0- 1	0- 0	0- 1				
3- 2	0- 0	0- 0	CONFERENCE	0- 0	0- 0	3- 2				
1- 1	0- 0	0- 0	HOME	0- 0	0- 0	1- 1				
2- 1	0- 0	0- 0	AWAY	0- 0	0- 0	2- 1				
0- 0	0- 0	0- 0	NEUTRAL	0- 0	0- 0	0- 0				

RPI 1-25				RPI 26-50				RPI 51-100				RPI 101+				Team's RPI: 203
RPI	S	Opponent	Score	RPI	S	Opponent	Score	RPI	S	Opponent	Score	RPI	S	Opponent	Score	
22	A	Florida St.	46 79	31	A	Texas A&M	53 73	55	N	Old Domini on	76 78	114	A	Penn St.	61 80	
												158	H	North Ala.	59 62	
												180	H	Mercer	71 66	
												264	A	Liberty	64 52	
												277	H	Bethune-Cookman	56 58	
												283	N	Al abama A&M	60 65	
												297	A	Kennesaw St.	55 75	
												310	A	FIU	73 62	
												315	A	NJIT	61 56	
												331	H	Lipscomb	62 47	
												333	A	Charleston So.	68 58	
												339	A	Savannah St.	68 58	
LAST 12 Division I GAMES:																
180	H	Mercer	71 66	315	A	NJIT	61 56									
310	A	FIU	73 62	158	H	North Ala.	59 62									
283	N	Al abama A&M	60 65	264	A	Liberty	64 52									
114	A	Penn St.	61 80	297	A	Kennesaw St.	55 75									
277	H	Bethune-Cookman	56 58	331	H	Lipscomb	62 47									
333	A	Charleston So.	68 58	55	N	Old Domini on	76 78									

Non-Div I Games: Webber Int'l 73 39 Edward Waters 100 48 Warner 105 55

Jacksonville

Average RPI Win:	269	WON-LOST	WINNING	LAST 10	STRENGTH OF	OPP. STRENGTH	TEAM	ADJ.	CONF.	ADJ CONF.
Average RPI Loss:	106	RECORD	PCT. RANK	GAMES	SCHEDULE	OF SCHEDULE	RPI	RPI	RPI	RPI
DIV. I ONLY	7- 9	205	4-6	188	201	194	194	22	22	
DIV. I NON-CONF.	5- 5	162	0- 1	215	210	185	185	20	20	
<hr/>										
TOTALS	RPI 1-25	RPI 26-50	W-L RECORDS	RPI 51-100	RPI 101-150	RPI 150+				
7- 9	0- 0	0- 0	OVERALL	0- 6	0- 1	7- 2				
2- 5	0- 0	0- 0	HOME	0- 3	0- 1	2- 1				
5- 2	0- 0	0- 0	AWAY	0- 1	0- 0	5- 1				
0- 2	0- 0	0- 0	NEUTRAL	0- 2	0- 0	0- 0				
5- 5	0- 0	0- 0	NON-CONFERENCE	0- 4	0- 0	5- 1				
1- 2	0- 0	0- 0	HOME	0- 2	0- 0	1- 0				
4- 1	0- 0	0- 0	AWAY	0- 0	0- 0	4- 1				
0- 2	0- 0	0- 0	NEUTRAL	0- 2	0- 0	0- 0				
2- 4	0- 0	0- 0	CONFERENCE	0- 2	0- 1	2- 1				
1- 3	0- 0	0- 0	HOME	0- 1	0- 1	1- 1				
1- 1	0- 0	0- 0	AWAY	0- 1	0- 0	1- 0				
0- 0	0- 0	0- 0	NEUTRAL	0- 0	0- 0	0- 0				

RPI 1-25				RPI 26-50				RPI 51-100				RPI 101+ Team's RPI: 194			
RPI	S	Opponent	Score	RPI	S	Opponent	Score	RPI	S	Opponent	Score	RPI	S	Opponent	Score
								66	N	Harvard	62 69	107	H	Tennessee Tech	49 66
								75	A	Bel mont	52 66	157	A	Texas Tech	58 71
								75	H	Bel mont	41 64	177	H	Georgi a St.	61 56
								90	H	Troy	63 89	193	A	Ole Miss	60 49
								92	N	Washi ngton St.	51 64	199	H	SIUE	47 51
								97	H	Mi ami (OH)	41 58	250	H	Eastern Ill.	78 49
												283	A	Al abama A&M	55 48
												301	A	Tennessee St.	62 52
												331	A	Li pscomb	58 46
												346	A	Fl ori da A&M	62 31
<hr/>															
LAST 12 Division I GAMES:															
301	A	Tennessee St.	62 52	92	N	Washington St.	51 64	107	H	Tennessee Tech	49 66				
75	A	Bel mont	52 66	75	H	Bel mont	41 64	199	H	SIUE	47 51				
90	H	Troy	63 89	250	H	Eastern Ill.	78 49								
97	H	Mi ami (OH)	41 58	193	A	Ole Miss	60 49								
177	H	Georgi a St.	61 56												
283	A	Al abama A&M	55 48												

Non-Div I Games: Montevallo 84 52

Jacksonville St.

Average RPI Win:	193	WON-LOST	WINNING	LAST 10	STRENGTH OF	OPP. STRENGTH	TEAM	ADJ.	CONF.	ADJ CONF.
Average RPI Loss:	116	RECORD	PCT. RANK	GAMES	SCHEDULE	OF SCHEDULE	RPI	RPI	RPI	RPI
DIV. I ONLY	13- 4	42	7-3	186	147	59	59	10	10	
DIV. I NON-CONF.	8- 3	71	0- 0	227	149	77	77	13	13	

TOTALS	RPI 1-25	RPI 26-50	W-L RECORDS	RPI 51-100	RPI 101-150	RPI 150+				
13- 4	0- 1	0- 0	OVERALL	3- 0	2- 2	8- 1				
7- 0	0- 0	0- 0	HOME	3- 0	1- 0	3- 0				
6- 4	0- 1	0- 0	AWAY	0- 0	1- 2	5- 1				
0- 0	0- 0	0- 0	NEUTRAL	0- 0	0- 0	0- 0				
8- 3	0- 1	0- 0	NON-CONFERENCE	2- 0	1- 1	5- 1				
5- 0	0- 0	0- 0	HOME	2- 0	1- 0	2- 0				
3- 3	0- 1	0- 0	AWAY	0- 0	0- 1	3- 1				
0- 0	0- 0	0- 0	NEUTRAL	0- 0	0- 0	0- 0				
5- 1	0- 0	0- 0	CONFERENCE	1- 0	1- 1	3- 0				
2- 0	0- 0	0- 0	HOME	1- 0	0- 0	1- 0				
3- 1	0- 0	0- 0	AWAY	0- 0	1- 1	2- 0				
0- 0	0- 0	0- 0	NEUTRAL	0- 0	0- 0	0- 0				

RPI 1-25				RPI 26-50				RPI 51-100				RPI 101+							
RPI	S	Opponent	Score	RPI	S	Opponent	Score	RPI	S	Opponent	Score	RPI	S	Opponent	Score				
24	A	Maryland	63 87					54	H	Northeastern	84 49	105	H	St. John's (NY)	64 51				
								83	H	Georgetown	69 57	115	A	Wake Forest	49 50				
								88	H	Dayton	68 55	117	A	UNCW	63 66				
												123	A	Drexel	51 35				
												191	A	Delaware	68 43				
												197	H	George Washington	50 37				
												207	A	Hampton	65 72				
												235	A	Robert Morris	59 36				
												259	H	Hofstra	77 54				
												264	A	Liberty	74 53				
												267	H	Winthrop	56 39				
												294	A	Col. of Charleston	91 50				
												348	A	Delaware St.	103 57				

LAST 12 Division I GAMES:																			
191	A	Delaware	68 43	294	A	Col. of Charleston	91 50	117	A	UNCW	63 66								
235	A	Robert Morris	59 36	54	H	Northeastern	84 49	259	H	Hofstra	77 54								
105	H	St. John's (NY)	64 51	83	H	Georgetown	69 57	123	A	Drexel	51 35								
115	A	Wake Forest	49 50	88	H	Dayton	68 55	264	A	Liberty	74 53								
24	A	Maryland	63 87																
88	H	Dayton	68 55																

Non-Div I Games:

James Madison

Average RPI Win:	170	WON-LOST	WINNING	LAST 10	STRENGTH OF	OPP. STRENGTH	TEAM	ADJ.	CONF.	ADJ CONF.
Average RPI Loss:	62	RECORD	PCT. RANK	GAMES	SCHEDULE	OF SCHEDULE	RPI	RPI	RPI	RPI
DIV. I ONLY	11- 5	76	5-5	74	55	74	74	3	3	
DIV. I NON-CONF.	10- 1	19	1- 0	217	124	39	39	3	3	

TOTALS	RPI 1-25	RPI 26-50	W-L RECORDS	RPI 51-100	RPI 101-150	RPI 150+				
11- 5	0- 2	2- 0	OVERALL	2- 2	0- 0	7- 1				
7- 3	0- 2	0- 0	HOME	0- 1	0- 0	7- 0				
2- 2	0- 0	2- 0	AWAY	0- 1	0- 0	0- 1				
2- 0	0- 0	0- 0	NEUTRAL	2- 0	0- 0	0- 0				
10- 1	0- 0	1- 0	NON-CONFERENCE	2- 1	0- 0	7- 0				
7- 0	0- 0	0- 0	HOME	0- 0	0- 0	7- 0				
1- 1	0- 0	1- 0	AWAY	0- 1	0- 0	0- 0				
2- 0	0- 0	0- 0	NEUTRAL	2- 0	0- 0	0- 0				
1- 4	0- 2	1- 0	CONFERENCE	0- 1	0- 0	0- 1				
0- 3	0- 2	0- 0	HOME	0- 1	0- 0	0- 0				
1- 1	0- 0	1- 0	AWAY	0- 0	0- 0	0- 1				
0- 0	0- 0	0- 0	NEUTRAL	0- 0	0- 0	0- 0				

RPI 1-25				RPI 26-50				RPI 51-100 Team's RPI: 74				RPI 101+			
RPI	S	Opponent	Score	RPI	S	Opponent	Score	RPI	S	Opponent	Score	RPI	S	Opponent	Score
2	H	Baylor	68 94	42	A	Kansas St.	61 54	64	H	Oklahoma St.	62 72	157	A	Texas Tech	66 69
13	H	Iowa St.	73 82	48	A	LSU	68 61	72	A	Nebraska	52 58	160	H	Grambling	76 45
								80	N	Northwestern	66 57	169	H	Oral Roberts	70 58
								92	N	Washington St.	71 63	192	H	UMKC	67 55
												198	H	George Mason	77 56
												274	H	Vermont	77 36
												283	H	Alabama A&M	65 54
												327	H	Iona	75 44

LAST 12 Division I GAMES:															
13	H	Iowa St.	73 82	80	N	Northwestern	66 57	64	H	Oklahoma St.	62 72	2	H	Baylor	68 94
274	H	Vermont	77 36	64	H	Oklahoma St.	62 72	2	H	Baylor	68 94	42	A	Kansas St.	61 54
92	N	Washington St.	71 63	42	A	Kansas St.	61 54	157	A	Texas Tech	66 69	160	H	Grambling	76 45
160	H	Grambling	76 45	72	A	Nebraska	52 58	327	H	Iona	75 44	192	H	UMKC	67 55
72	A	Nebraska	52 58	48	A	LSU	68 61					198	H	George Mason	77 56
48	A	LSU	68 61									274	H	Vermont	77 36

Non-Div I Games:

Kansas

Average RPI Win: 152

Average RPI Loss: 25

WON-LOST
RECORDWINNING
PCT. RANKLAST 10
GAMESSTRENGTH OF
SCHEDULEOPP. STRENGTH
OF SCHEDULETEAM
RPIADJ.
RPICONF.
RPIADJ CONF.
RPIDIV. I ONLY
DIV. I NON-CONF.12- 6
9- 383
616-4
0- 042
1127
1642
5642
563
33
3

TOTALS

RPI 1-25

RPI 26-50

W-L RECORDS

RPI 51-100

RPI 101-150

RPI 150+

12- 6

1- 4

0- 1

OVERALL

3- 1

2- 0

6- 0

9- 1

1- 0

0- 0

HOME

2- 1

1- 0

5- 0

2- 2

0- 2

0- 0

AWAY

0- 0

1- 0

1- 0

1- 3

0- 2

0- 1

NEUTRAL

1- 0

0- 0

0- 0

9- 3

0- 2

0- 1

NON-CONFERENCE

3- 0

1- 0

5- 0

7- 0

0- 0

0- 0

HOME

2- 0

0- 0

5- 0

1- 0

0- 0

0- 0

AWAY

0- 0

1- 0

0- 0

1- 3

0- 2

0- 1

NEUTRAL

1- 0

0- 0

0- 0

3- 3

1- 2

0- 0

CONFERENCE

0- 1

1- 0

1- 0

2- 1

1- 0

0- 0

HOME

0- 1

1- 0

0- 0

1- 2

0- 2

0- 0

AWAY

0- 0

0- 0

1- 0

0- 0

0- 0

0- 0

NEUTRAL

0- 0

0- 0

0- 0

RPI 1-25

RPI	S	Opponent	Score
2	A	Baylor	50 65
6	N	Syracuse	61 70
13	A	Iowa St.	58 96
14	N	Arizona St.	51 65
23	H	Texas	87 69

RPI 26-50

Team's RPI: 42

RPI	S	Opponent	Score
43	N	DePaul	59 79

RPI 51-100

RPI	S	Opponent	Score
60	H	Lamar University	73 55
74	H	Kansas	54 61
79	H	UNI	72 62
89	N	Princeton	80 61

RPI 101+

RPI	S	Opponent	Score
101	A	Little Rock	53 47
137	H	Oklahoma	86 56
157	A	Texas Tech	66 62
172	H	Vanderbilt	72 61
190	H	North Texas	60 42
192	H	UMKC	61 50
299	H	Omaha	61 46
328	H	Central Ark.	70 54

LAST 12 Division I GAMES:

13	A	Iowa St.	58 96	157	A	Texas Tech	66 62
79	H	UNI	72 62	23	H	Texas	87 69
328	H	Central Ark.	70 54	74	H	Kansas	54 61
14	N	Arizona St.	51 65	2	A	Baylor	50 65
101	A	Little Rock	53 47	137	H	Oklahoma	86 56
60	H	Lamar University	73 55	172	H	Vanderbilt	72 61

Non-Div I Games:

Kansas St.

■ Loss,
 ■ Non-Conf, S Site,
 ■ Home
 ■ Away
 N Neutral

Average RPI Win:	270	WON-LOST	WINNING	LAST 10	STRENGTH OF	OPP. STRENGTH	TEAM	ADJ.	CONF.	ADJ CONF.
Average RPI Loss:	174	RECORD	PCT. RANK	GAMES	SCHEDULE	OF SCHEDULE	RPI	RPI	RPI	RPI
DIV. I ONLY	4- 12	291	3-7	207	299	297	297	25	25	
DIV. I NON-CONF.	3- 9	271	0- 0	180	314	283	283	27	27	
<hr/>										
TOTALS	RPI 1-25	RPI 26-50	W-L RECORDS	RPI 51-100	RPI 101-150	RPI 150+				
4- 12	0- 0	0- 2	OVERALL	0- 2	0- 1	4- 7				
3- 2	0- 0	0- 0	HOME	0- 1	0- 0	3- 1				
0- 6	0- 0	0- 1	AWAY	0- 1	0- 0	0- 4				
1- 4	0- 0	0- 1	NEUTRAL	0- 0	0- 1	1- 2				
3- 9	0- 0	0- 2	NON-CONFERENCE	0- 1	0- 1	3- 5				
2- 0	0- 0	0- 0	HOME	0- 0	0- 0	2- 0				
0- 5	0- 0	0- 1	AWAY	0- 1	0- 0	0- 3				
1- 4	0- 0	0- 1	NEUTRAL	0- 0	0- 1	1- 2				
1- 3	0- 0	0- 0	CONFERENCE	0- 1	0- 0	1- 2				
1- 2	0- 0	0- 0	HOME	0- 1	0- 0	1- 1				
0- 1	0- 0	0- 0	AWAY	0- 0	0- 0	0- 1				
0- 0	0- 0	0- 0	NEUTRAL	0- 0	0- 0	0- 0				

RPI	S	Opponent	Score	RPI	S	Opponent	Score	RPI	S	Opponent	Score	RPI	S	Opponent	Score
28	N	Michigan St.	51 75	73	A	Seton Hall	80 102	118	N	Idaho St.	49 60	177	A	Georgia St.	73 79
32	A	Georgia Tech	35 60	82	H	FGCU	46 69	180	A	Mercer	48 64	203	H	Jacksonville	75 55
								222	A	East Carolina	56 68	247	H	Furman	74 63
								264	H	Liberty	61 67	277	N	Bethune-Cookman	61 64
								281	H	Ga. Southern	78 59	314	N	UMBC	53 57
								315	A	NJIT	60 66	349	N	N.C. Central	78 54
<hr/>															
LAST 12 Division I GAMES:															
277	N	Bethune-Cookman	61 64	82	H	FGCU	46 69	264	H	Liberty	61 67	203	H	Jacksonville	75 55
32	A	Georgia Tech	35 60	264	H	Liberty	61 67	315	A	NJIT	60 66	349	N	N.C. Central	78 54
177	A	Georgia St.	73 79	203	H	Jacksonville	75 55	118	N	Idaho St.	49 60				
180	A	Mercer	48 64	315	A	NJIT	60 66								
281	H	Ga. Southern	78 59	349	N	N.C. Central	78 54								
28	N	Michigan St.	51 75	118	N	Idaho St.	49 60								

Non-Div I Games: Middle Ga. St. 80 70

Kennesaw St.

Average RPI Win: 206

Average RPI Loss: 56

WON-LOST
RECORDWINNING
PCT. RANKLAST 10
GAMESSTRENGTH OF
SCHEDULEOPP. STRENGTH
OF SCHEDULETEAM
RPIADJ.
RPICONF.
RPIADJ CONF.
RPIDIV. I ONLY
DIV. I NON-CONF.9- 6
6- 4118
1257-3
0- 065
203117
12776
11276
1128
88
8

TOTALS

RPI 1-25

RPI 26-50

W-L RECORDS

RPI 51-100

RPI 101-150

RPI 150+

9- 6

0- 2

0- 2

OVERALL

2- 1

1- 1

6- 0

5- 2

0- 1

0- 0

HOME

1- 0

1- 1

3- 0

4- 4

0- 1

0- 2

AWAY

1- 1

0- 0

3- 0

0- 0

0- 0

0- 0

NEUTRAL

0- 0

0- 0

0- 0

6- 4

0- 1

0- 1

NON-CONFERENCE

0- 1

1- 1

5- 0

3- 1

0- 0

0- 0

HOME

0- 0

1- 1

2- 0

3- 3

0- 1

0- 1

AWAY

0- 1

0- 0

3- 0

0- 0

0- 0

0- 0

NEUTRAL

0- 0

0- 0

0- 0

3- 2

0- 1

0- 1

CONFERENCE

2- 0

0- 0

1- 0

2- 1

0- 1

0- 0

HOME

1- 0

0- 0

1- 0

1- 1

0- 0

0- 1

AWAY

1- 0

0- 0

0- 0

0- 0

0- 0

0- 0

NEUTRAL

0- 0

0- 0

0- 0

RPI 1-25

RPI 26-50

RPI 51-100 Team's RPI: 76

RPI 101+

RPI	S	Opponent	Score
8	A	NC State	61 78
19	H	Central Mich.	75 82

RPI	S	Opponent	Score
39	A	Ohio	81 83
44	A	North Carolina	60 73

RPI	S	Opponent	Score
81	A	Wright St.	55 61
94	A	Toledo	58 47
95	H	Northern Ill.	87 78

RPI	S	Opponent	Score
121	H	Youngstown St.	62 34
147	H	Duquesne	72 77
184	H	Eastern Mich.	71 64
235	A	Robert Morris	54 46
238	A	St. Bonaventure	76 64
279	H	Northern Ky.	62 61
296	H	Oakland	75 65
315	A	NJIT	57 40

LAST 12 Division I GAMES:

315	A	NJIT	57	40	19	H	Central Mich.	75	82
238	A	St. Bonaventure	76	64	39	A	Ohio	81	83
235	A	Robert Morris	54	46	94	A	Toledo	58	47
81	A	Wright St.	55	61	95	H	Northern Ill.	87	78
147	H	Duquesne	72	77	184	H	Eastern Mich.	71	64
121	H	Youngstown St.	62	34	296	H	Oakland	75	65

Non-Div I Games:

Clarion

92 38

Kent St.

Average RPI Loss: 69

DIV. I ONLY	16- 3	20	7-3	90	30	25	25	6	6
DIV. I NON-CONF.	13- 1	9	0- 0	131	54	19	19	6	6
TOTALS	RPI 1-25	RPI 26-50	W-L RECORDS	RPI 51-100	RPI 101-150	RPI 150+			
16- 3	0- 2	3- 0	OVERALL	3- 0	1- 0	9- 1			
11- 1	0- 0	0- 0	HOME	2- 0	0- 0	9- 1			
2- 2	0- 2	2- 0	AWAY	0- 0	0- 0	0- 0			
3- 0	0- 0	1- 0	NEUTRAL	1- 0	1- 0	0- 0			
13- 1	0- 1	1- 0	NON-CONFERENCE	3- 0	1- 0	8- 0			
10- 0	0- 0	0- 0	HOME	2- 0	0- 0	8- 0			
0- 1	0- 1	0- 0	AWAY	0- 0	0- 0	0- 0			
3- 0	0- 0	1- 0	NEUTRAL	1- 0	1- 0	0- 0			
3- 2	0- 1	2- 0	CONFERENCE	0- 0	0- 0	1- 1			
1- 1	0- 0	0- 0	HOME	0- 0	0- 0	1- 1			
2- 1	0- 1	2- 0	AWAY	0- 0	0- 0	0- 0			
0- 0	0- 0	0- 0	NEUTRAL	0- 0	0- 0	0- 0			

RPI 1-25				Team's RPI : 25				RPI 26-50				RPI 51-100				RPI 101+			
RPI	S	Opponent	Score	RPI	S	Opponent	Score	RPI	S	Opponent	Score	RPI	S	Opponent	Score	RPI	S	Opponent	Score
5	A	Louisville	75 80	44	N	North Carolina	85 75	56	N	UCLA	75 74	122	N	South Fla.	85 63				
9	A	Mississippi St.	71 86	45	A	Tennessee	73 71	70	H	Middle Tenn.	72 55	156	H	High Point	71 49				
				48	A	LSU	64 60	98	H	Virginia	63 51	164	H	Morehead St.	87 57				
												171	H	Rhode Island	75 52				
												172	H	Vanderbilt	77 55				
												182	H	Southern U.	91 41				
												193	H	Ole Miss	49 55				
												209	H	Sacred Heart	71 43				
												225	H	Alabama St.	87 35				
												285	H	Murray St.	88 49				
												326	H	Western Caro.	99 39				
LAST 12 Division I GAMES:																			
209	H	Sacred Heart	71 43	48	A	LSU	64 60												
285	H	Murray St.	88 49	193	H	Ole Miss	49 55												
326	H	Western Caro.	99 39	45	A	Tennessee	73 71												
70	H	Middle Tenn.	72 55	9	A	Mississippi St.	71 86												
5	A	Louisville	75 80	172	H	Vanderbilt	77 55												
171	H	Rhode Island	75 52	164	H	Morehead St.	87 57												

Non-Div I Games:

Kentucky

Average RPI Win: 332		WON-LOST	WINNING	LAST 10	STRENGTH OF		OPP. STRENGTH	TEAM	ADJ.	CONF.	ADJ CONF.
Loss: 258		RECORD	PCT. RANK	GAMES	SCHEDULE		OF SCHEDULE	RPI	RPI	RPI	RPI
DIV. I ONLY		1- 16	345	1-9	340		349	351	351	31	31
DIV. I NON-CONF.		1- 10	330	0- 0	337		345	351	351	31	31
TOTALS		RPI 1-25	RPI 26-50	W-L RECORDS		RPI 51-100	RPI 101-150	RPI 150+			
1- 16	0- 0	0- 0		OVERALL		0- 1	0- 2	1- 13			
1- 7	0- 0	0- 0		HOME		0- 0	0- 0	1- 7			
0- 8	0- 0	0- 0		AWAY		0- 1	0- 1	0- 6			
0- 1	0- 0	0- 0		NEUTRAL		0- 0	0- 1	0- 0			
1- 10	0- 0	0- 0		NON-CONFERENCE		0- 1	0- 2	1- 7			
1- 3	0- 0	0- 0		HOME		0- 0	0- 0	1- 3			
0- 6	0- 0	0- 0		AWAY		0- 1	0- 1	0- 4			
0- 1	0- 0	0- 0		NEUTRAL		0- 0	0- 1	0- 0			
0- 6	0- 0	0- 0		CONFERENCE		0- 0	0- 0	0- 6			
0- 4	0- 0	0- 0		HOME		0- 0	0- 0	0- 4			
0- 2	0- 0	0- 0		AWAY		0- 0	0- 0	0- 2			
0- 0	0- 0	0- 0		NEUTRAL		0- 0	0- 0	0- 0			

RPI 1-25				RPI 26-50				RPI 51-100				RPI 101+ Team's RPI: 351					
RPI	S	Opponent	Score	RPI	S	Opponent	Score	RPI	S	Opponent	Score	RPI	S	Opponent	Score		
								63	A	Michigan	38	83	139	A	Lehigh	38	72
												146	N	UC Irvine	71	84	
												209	A	Sacred Heart	53	75	
												235	H	Robert Morris	37	89	
												253	H	Saint Francis (PA)	66	80	
												276	H	St. Francis Brooklyn	67	79	
												280	A	Bryant	62	69	
												287	H	Army West Point	42	57	
												289	H	UMass Lowell	64	69	
												303	A	Saint Peter's	59	86	
												312	A	Fairfield	43	71	
												315	H	NJIT	51	72	
												332	H	Lafayette	55	50	
												337	A	Grand Canyon	62	65	
												341	A	Manhattan	46	61	
												347	H	Fairleigh Dickinson	52	69	
LAST 12 Division I GAMES:																	
				280	A	Bryant	62	69				276	H	St. Francis Brooklyn	67	79	
				332	H	Lafayette	55	50				347	H	Fairleigh Dickinson	52	69	
				139	A	Lehigh	38	72				235	H	Robert Morris	37	89	
				315	H	NJIT	51	72				253	H	Saint Francis (PA)	66	80	
				63	A	Michigan	38	83				209	A	Sacred Heart	53	75	
				289	H	UMass Lowell	64	69				337	A	Grand Canyon	62	65	

Non-Div I Games:

LI U Brooklyn

LSULSU

LSU

Average RPI Win:	231	WON-LOST	WINNING	LAST 10	STRENGTH OF	OPP. STRENGTH	TEAM	ADJ.	CONF.	ADJ CONF.
Average RPI Loss:	139	RECORD	PCT. RANK	GAMES	SCHEDULE	OF SCHEDULE	RPI	RPI	RPI	RPI
DIV. I ONLY	3- 16	325	2-8	130	180	274	274	17	17	
DIV. I NON-CONF.	3- 11	292	0- 0	110	201	248	248	17	17	

TOTALS	RPI 1-25	RPI 26-50	W-L RECORDS	RPI 51-100	RPI 101-150	RPI 150+				
3- 16	0- 0	0- 1	OVERALL	0- 5	0- 4	3- 6				
1- 5	0- 0	0- 0	HOME	0- 0	0- 2	1- 3				
0- 11	0- 0	0- 1	AWAY	0- 5	0- 2	0- 3				
2- 0	0- 0	0- 0	NEUTRAL	0- 0	0- 0	2- 0				
3- 11	0- 0	0- 1	NON-CONFERENCE	0- 4	0- 3	3- 3				
1- 3	0- 0	0- 0	HOME	0- 0	0- 2	1- 1				
0- 8	0- 0	0- 1	AWAY	0- 4	0- 1	0- 2				
2- 0	0- 0	0- 0	NEUTRAL	0- 0	0- 0	2- 0				
0- 5	0- 0	0- 0	CONFERENCE	0- 1	0- 1	0- 3				
0- 2	0- 0	0- 0	HOME	0- 0	0- 0	0- 2				
0- 3	0- 0	0- 0	AWAY	0- 1	0- 1	0- 1				
0- 0	0- 0	0- 0	NEUTRAL	0- 0	0- 0	0- 0				

RPI 1-25				RPI 26-50				RPI 51-100				RPI 101+ Team's RPI: 274			
RPI	S	Opponent	Score	RPI	S	Opponent	Score	RPI	S	Opponent	Score	RPI	S	Opponent	Score
				38	A	Oregon St.	46 100	58	A	Villanova	68 81	103	A	Towson	68 92
								66	A	Harvard	43 88	105	H	St. John's (NY)	57 83
								84	A	Penn	34 65	123	H	Drexel	43 58
								87	A	Providence	47 77	126	A	VCU	38 68
								88	A	Dayton	45 84	161	N	Pepperdine	62 55
												181	H	Massachusetts	60 74
												197	H	George Washington	59 67
												221	H	Howard	54 57
												231	A	Temple	47 75
												235	A	Robert Morris	39 67
												254	H	Norfolk St.	62 52
												278	A	Saint Joseph's	57 60
												279	N	Northern Ky.	74 56
LAST 12 Division I GAMES:															
231	A	Temple	47 75	278	A	Saint Joseph's	57 60								
87	A	Providence	47 77	197	H	George Washington	59 67								
161	N	Pepperdine	62 55	181	H	Massachusetts	60 74								
279	N	Northern Ky.	74 56	126	A	VCU	38 68								
105	H	St. John's (NY)	57 83	88	A	Dayton	45 84								
254	H	Norfolk St.	62 52	84	A	Penn	34 65								

Non-Div I Games:

La Salle

Average RPI Win:	302	WON-LOST	WINNING	LAST 10	STRENGTH OF	OPP. STRENGTH	TEAM	ADJ.	CONF.	ADJ CONF.
Average RPI Loss:	207	RECORD	PCT. RANK	GAMES	SCHEDULE	OF SCHEDULE	RPI	RPI	RPI	RPI
DIV. I ONLY	5- 9	244	3-7	350	208	322	322	14	14	
DIV. I NON-CONF.	4- 5	190	0- 0	350	286	321	321	15	15	

TOTALS	RPI 1-25	RPI 26-50	W-L RECORDS	RPI 51-100	RPI 101-150	RPI 150+				
5- 9	0- 0	0- 0	OVERALL	0- 0	0- 1	5- 8				
3- 2	0- 0	0- 0	HOME	0- 0	0- 0	3- 2				
2- 7	0- 0	0- 0	AWAY	0- 0	0- 1	2- 6				
0- 0	0- 0	0- 0	NEUTRAL	0- 0	0- 0	0- 0				
4- 5	0- 0	0- 0	NON-CONFERENCE	0- 0	0- 0	4- 5				
2- 1	0- 0	0- 0	HOME	0- 0	0- 0	2- 1				
2- 4	0- 0	0- 0	AWAY	0- 0	0- 0	2- 4				
0- 0	0- 0	0- 0	NEUTRAL	0- 0	0- 0	0- 0				
1- 4	0- 0	0- 0	CONFERENCE	0- 0	0- 1	1- 3				
1- 1	0- 0	0- 0	HOME	0- 0	0- 0	1- 1				
0- 3	0- 0	0- 0	AWAY	0- 0	0- 1	0- 2				
0- 0	0- 0	0- 0	NEUTRAL	0- 0	0- 0	0- 0				

RPI 1-25				RPI 26-50				RPI 51-100				RPI 101+				Team's RPI: 322
RPI	S	Opponent	Score	RPI	S	Opponent	Score	RPI	S	Opponent	Score	RPI	S	Opponent	Score	
												101	A	Little Rock	44	63
												157	A	Texas Tech	42	86
												165	A	Arkansas St.	54	64
												177	H	Georgia St.	41	56
												212	H	Ni choll s St.	54	55
												224	A	SMU	38	49
												236	A	Southeastern La.	42	49
												263	A	Loui si ana	45	52
												281	H	Ga. Southern	58	57
												288	A	New Orleans	57	44
												300	H	Mi ssi ssi ppi Val .	72	65
												319	H	McNeese	69	60
												323	A	Northwestern St.	63	55
												324	A	Houston Baptist	60	68
LAST 12 Division I GAMES:																
324	A	Houston Baptist	60	68	263	A	Loui si ana	45	52							
236	A	Southeastern La.	42	49	177	H	Georgia St.	41	56							
212	H	Ni choll s St.	54	55	281	H	Ga. Southern	58	57							
300	H	Mi ssi ssi ppi Val .	72	65	165	A	Arkansas St.	54	64							
323	A	Northwestern St.	63	55	101	A	Li ttle Rock	44	63							
288	A	New Orleans	57	44	319	H	McNeese	69	60							

Non-Div I Games: LSU-Alexandria 93 62 Ark. -Monticello 70 39

La. -Monroe

Average RPI Win:	280	WON-LOST	WINNING	LAST 10	STRENGTH OF	OPP. STRENGTH	TEAM	ADJ.	CONF.	ADJ CONF.
Average RPI Loss:	245	RECORD	PCT. RANK	GAMES	SCHEDULE	OF SCHEDULE	RPI	RPI	RPI	RPI
DIV. I ONLY	6- 11	248	2-8	348	325	332	332	19	19	
DIV. I NON-CONF.	5- 6	177	0- 1	351	336	342	342	24	24	

TOTALS	RPI 1-25	RPI 26-50	W-L RECORDS	RPI 51-100	RPI 101-150	RPI 150+				
6- 11	0- 0	0- 0	OVERALL	0- 1	0- 1	6- 9				
4- 4	0- 0	0- 0	HOME	0- 1	0- 1	4- 2				
2- 6	0- 0	0- 0	AWAY	0- 0	0- 0	2- 6				
0- 1	0- 0	0- 0	NEUTRAL	0- 0	0- 0	0- 1				
5- 6	0- 0	0- 0	NON-CONFERENCE	0- 0	0- 0	5- 6				
3- 2	0- 0	0- 0	HOME	0- 0	0- 0	3- 2				
2- 3	0- 0	0- 0	AWAY	0- 0	0- 0	2- 3				
0- 1	0- 0	0- 0	NEUTRAL	0- 0	0- 0	0- 1				
1- 5	0- 0	0- 0	CONFERENCE	0- 1	0- 1	1- 3				
1- 2	0- 0	0- 0	HOME	0- 1	0- 1	1- 0				
0- 3	0- 0	0- 0	AWAY	0- 0	0- 0	0- 3				
0- 0	0- 0	0- 0	NEUTRAL	0- 0	0- 0	0- 0				

RPI 1-25				RPI 26-50				RPI 51-100				RPI 101+				Team's RPI: 332
RPI	S	Opponent	Score	RPI	S	Opponent	Score	RPI	S	Opponent	Score	RPI	S	Opponent	Score	
								52	H	Bucknell	47 56	139	H	Lehigh	43 70	
												191	N	Delaware	47 65	
												200	H	Cornell	59 62	
												227	H	Holy Cross	73 63	
												232	A	Colgate	49 60	
												249	H	Monmouth	73 69	
												256	H	Binghamton	59 50	
												284	H	Albany (NY)	67 66	
												287	A	Army West Point	50 65	
												290	A	Fla. Atlantic	49 53	
												303	H	Saint Peter's	60 62	
												306	A	Loyola Maryland	50 62	
												317	A	Wagner	66 43	
												341	A	Manhattan	49 60	
												347	A	Fairleigh Dickinson	63 57	
												351	A	LIU Brooklyn	50 55	
LAST 12 Division I GAMES:																
				227	H	Holy Cross	73 63			191	N	Delaware	47 65			
				139	H	Lehigh	43 70			306	A	Loyola Maryland	50 62			
				351	A	LIU Brooklyn	50 55			287	A	Army West Point	50 65			
				200	H	Cornell	59 62			52	H	Bucknell	47 56			
				249	H	Monmouth	73 69			232	A	Colgate	49 60			
				341	A	Manhattan	49 60			284	H	Albany (NY)	67 66			

Non-Div I Games:

Lafayette

Average RPI Win: 226 WON-LOST WINNING LAST 10 STRENGTH OF OPP. STRENGTH TEAM ADJ. CONF. ADJ CONF.
Average RPI Loss: 60 RECORD PCT. RANK GAMES SCHEDULE OF SCHEDULE RPI RPI RPI RPI

DIV. I ONLY	8- 4	83	8-2	84	188	60	60	26	26
DIV. I NON-CONF.	3- 4	199	0- 0	3	62	21	21	22	22
TOTALS	RPI 1-25	RPI 26-50	W-L RECORDS	RPI 51-100	RPI 101-150	RPI 150+			
8- 4	0- 1	1- 2	OVERALL	1- 0	0- 1	6- 0			
5- 0	0- 0	0- 0	HOME	1- 0	0- 0	4- 0			
3- 3	0- 1	1- 1	AWAY	0- 0	0- 1	2- 0			
0- 1	0- 0	0- 1	NEUTRAL	0- 0	0- 0	0- 0			
3- 4	0- 1	1- 2	NON-CONFERENCE	1- 0	0- 1	1- 0			
1- 0	0- 0	0- 0	HOME	1- 0	0- 0	0- 0			
2- 3	0- 1	1- 1	AWAY	0- 0	0- 1	1- 0			
0- 1	0- 0	0- 1	NEUTRAL	0- 0	0- 0	0- 0			
5- 0	0- 0	0- 0	CONFERENCE	0- 0	0- 0	5- 0			
4- 0	0- 0	0- 0	HOME	0- 0	0- 0	4- 0			
1- 0	0- 0	0- 0	AWAY	0- 0	0- 0	1- 0			
0- 0	0- 0	0- 0	NEUTRAL	0- 0	0- 0	0- 0			

RPI 1-25				RPI 26-50				RPI 51-100 Team's RPI: 60				RPI 101+			
RPI	S	Opponent	Score	RPI	S	Opponent	Score	RPI	S	Opponent	Score	RPI	S	Opponent	Score
9	A	Mississippi St.	53 104	31	A	Texas A&M	74 68	65	H	Pacific	82 66	149	A	Denver	110 117
				39	N	Ohio	62 87					236	H	Southeastern La.	94 54
				42	A	Kansas St.	55 73					263	A	Louisiana	79 77
												272	H	A&M-Corpus Christi	76 58
												288	A	New Orleans	79 57
												324	H	Houston Baptist	63 50
												328	H	Central Ark.	57 37
LAST 12 Division I GAMES:															
				65	H	Pacific	82 66	236	H	Southeastern La.	94 54				
				42	A	Kansas St.	55 73	328	H	Central Ark.	57 37				
				31	A	Texas A&M	74 68	288	A	New Orleans	79 57				
				39	N	Ohio	62 87	272	H	A&M-Corpus Christi	76 58				
				149	A	Denver	110 117	324	H	Houston Baptist	63 50				
				9	A	Mississippi St.	53 104	263	A	Louisiana	79 77				

Non-Div I Games: LeTourneau 104 27 Louisiana Col. 94 43 McMurry 100 37 Howard Payne 93 37 Lamar University

Average RPI Win: 257

Average RPI Loss: 95

WON-LOST
RECORDWINNING
PCT. RANKLAST 10
GAMESSTRENGTH OF
SCHEDULEOPP. STRENGTH
OF SCHEDULETEAM
RPIADJ.
RPICONF.
RPIADJ CONF.
RPIDIV. I ONLY
DIV. I NON-CONF.10- 6
7- 3104
836-4
0- 1153
189255
252139
144139
14419
2419
24

TOTALS

RPI 1-25

RPI 26-50

W-L RECORDS

RPI 51-100

RPI 101-150

RPI 150+

10- 6

0- 1

0- 0

OVERALL

0- 2

0- 1

10- 2

6- 3

0- 0

0- 0

HOME

0- 1

0- 1

6- 1

4- 3

0- 1

0- 0

AWAY

0- 1

0- 0

4- 1

0- 0

0- 0

0- 0

NEUTRAL

0- 0

0- 0

0- 0

7- 3

0- 1

0- 0

NON-CONFERENCE

0- 1

0- 0

7- 1

5- 2

0- 0

0- 0

HOME

0- 1

0- 0

5- 1

2- 1

0- 1

0- 0

AWAY

0- 0

0- 0

2- 0

0- 0

0- 0

0- 0

NEUTRAL

0- 0

0- 0

0- 0

3- 3

0- 0

0- 0

CONFERENCE

0- 1

0- 1

3- 1

1- 1

0- 0

0- 0

HOME

0- 0

0- 1

1- 0

2- 2

0- 0

0- 0

AWAY

0- 1

0- 0

2- 1

0- 0

0- 0

0- 0

NEUTRAL

0- 0

0- 0

0- 0

RPI 1-25

RPI 26-50

RPI 51-100

RPI 101+

Team's RPI: 139

RPI	S	Opponent	Score
1	A	Notre Dame	68 95

RPI	S	Opponent	Score
52	A	Bucknell	53 71
58	H	Villanova	48 70

RPI	S	Opponent	Score
127	H	American	53 61
163	A	Boston U.	45 58
170	H	Charlotte	60 62
196	A	Navy	56 38
200	H	Cornell	67 54
209	H	Sacred Heart	70 66
227	H	Holy Cross	64 55
249	H	Monmouth	63 48
254	H	Norfolk St.	62 41
256	A	Binghamton	65 55
295	A	Central Conn. St.	88 62
332	A	Lafayette	70 43
351	H	LIU Brooklyn	72 38

RPI	S	Opponent	Score
127	H	American	53 61
163	A	Boston U.	45 58
170	H	Charlotte	60 62
196	A	Navy	56 38
200	H	Cornell	67 54
209	H	Sacred Heart	70 66
227	H	Holy Cross	64 55
249	H	Monmouth	63 48
254	H	Norfolk St.	62 41
256	A	Binghamton	65 55
295	A	Central Conn. St.	88 62
332	A	Lafayette	70 43
351	H	LIU Brooklyn	72 38

LAST 12 Division I GAMES:

196	A	Navy	56 38
332	A	Lafayette	70 43
1	A	Notre Dame	68 95
351	H	LIU Brooklyn	72 38
209	H	Sacred Heart	70 66
200	H	Cornell	67 54

170	H	Charlotte	60 62
127	H	American	53 61
52	A	Bucknell	53 71
163	A	Boston U.	45 58
227	H	Holy Cross	64 55
254	H	Norfolk St.	62 41

Non-Div I Games:

Kutztown

73 39

Lehigh

Average RPI Win: 245
Average RPI Loss: 171

WON-LOST
RECORD

WINNING
PCT. RANK

LAST 10
GAMES

STRENGTH OF
SCHEDULE

OPP. STRENGTH
OF SCHEDULE

TEAM
RPI

ADJ.
RPI

CONF.
RPI

ADJ CONF.
RPI

DIV. I ONLY	5- 12	271	4-6	209	242	264	264	25	25
DIV. I NON-CONF.	3- 9	271	0- 1	165	238	263	263	27	27
TOTALS	RPI 1-25	RPI 26-50	W-L RECORDS	RPI 51-100	RPI 101-150	RPI 150+			
5- 12	0- 1	0- 0	OVERALL	0- 3	1- 1	4- 7			
2- 3	0- 0	0- 0	HOME	0- 2	0- 0	2- 1			
2- 6	0- 0	0- 0	AWAY	0- 1	0- 1	2- 4			
1- 3	0- 1	0- 0	NEUTRAL	0- 0	1- 0	0- 2			
3- 9	0- 1	0- 0	NON-CONFERENCE	0- 2	1- 1	2- 5			
1- 2	0- 0	0- 0	HOME	0- 2	0- 0	1- 0			
1- 4	0- 0	0- 0	AWAY	0- 0	0- 1	1- 3			
1- 3	0- 1	0- 0	NEUTRAL	0- 0	1- 0	0- 2			
2- 3	0- 0	0- 0	CONFERENCE	0- 1	0- 0	2- 2			
1- 1	0- 0	0- 0	HOME	0- 0	0- 0	1- 1			
1- 2	0- 0	0- 0	AWAY	0- 1	0- 0	1- 1			
0- 0	0- 0	0- 0	NEUTRAL	0- 0	0- 0	0- 0			

RPI 1-25				RPI 26-50				RPI 51-100				RPI 101+ Team's RPI: 264			
RPI	S	Opponent	Score	RPI	S	Opponent	Score	RPI	S	Opponent	Score	RPI	S	Opponent	Score
17	N	UCF	45 53					59	H	James Madison	53 74	129	A	Chattanooga	60 75
								71	H	Virginia Tech	61 72	147	N	Duquesne	55 51
								82	A	FGCU	50 68	170	N	Charlotte	61 63
												203	H	Jacksonville	52 64
												222	A	East Carolina	63 66
												237	A	ETSU	89 86
												245	A	Stetson	52 69
												253	H	Saint Francis (PA)	82 53
												254	N	Norfolk St.	53 66
												277	A	Bethune-Cookman	76 81
												291	H	North Florida	69 53
												297	A	Kennesaw St.	67 61
												321	A	UNC Greensboro	45 48
LAST 12 Division I GAMES:															
82	A	FGCU	50 68	254	N	Norfolk St.	53 66								
147	N	Duquesne	55 51	291	H	North Florida	69 53								
17	N	UCF	45 53	297	A	Kennesaw St.	67 61								
321	A	UNC Greensboro	45 48	203	H	Jacksonville	52 64								
222	A	East Carolina	63 66	245	A	Stetson	52 69								
237	A	ETSU	89 86	59	H	James Madison	53 74								

Non-Div I Games: West Chester 61 42

Liberty

Average RPI Win:	292	WON-LOST	WINNING	LAST 10	STRENGTH OF	OPP. STRENGTH	TEAM	ADJ.	CONF.	ADJ CONF.
Average RPI Loss:	193	RECORD	PCT. RANK	GAMES	SCHEDULE	OF SCHEDULE	RPI	RPI	RPI	RPI
DIV. I ONLY	2- 15	335	0-10	247	295	331	331	25	25	
DIV. I NON-CONF.	2- 11	316	0- 0	170	299	301	301	27	27	
<hr/>										
TOTALS	RPI 1-25	RPI 26-50	W-L RECORDS	RPI 51-100	RPI 101-150	RPI 150+				
2- 15	0- 0	0- 1	OVERALL	0- 1	0- 4	2- 9				
1- 6	0- 0	0- 0	HOME	0- 0	0- 2	1- 4				
1- 9	0- 0	0- 1	AWAY	0- 1	0- 2	1- 5				
0- 0	0- 0	0- 0	NEUTRAL	0- 0	0- 0	0- 0				
2- 11	0- 0	0- 1	NON-CONFERENCE	0- 1	0- 4	2- 5				
1- 4	0- 0	0- 0	HOME	0- 0	0- 2	1- 2				
1- 7	0- 0	0- 1	AWAY	0- 1	0- 2	1- 3				
0- 0	0- 0	0- 0	NEUTRAL	0- 0	0- 0	0- 0				
0- 4	0- 0	0- 0	CONFERENCE	0- 0	0- 0	0- 4				
0- 2	0- 0	0- 0	HOME	0- 0	0- 0	0- 2				
0- 2	0- 0	0- 0	AWAY	0- 0	0- 0	0- 2				
0- 0	0- 0	0- 0	NEUTRAL	0- 0	0- 0	0- 0				

RPI 1-25				RPI 26-50				RPI 51-100				RPI 101+ Team's RPI: 331			
RPI	S	Opponent	Score	RPI	S	Opponent	Score	RPI	S	Opponent	Score	RPI	S	Opponent	Score
				37	A	Clemson	26 68	75	A	Belmont	43 83	107	H	Tennessee Tech	52 67
												113	A	Cincinnati	55 71
												119	A	Georgia	45 77
												143	H	UT Martin	53 62
												164	A	Morehead St.	44 79
												194	H	Jacksonville St.	46 58
												203	A	Jacksonville	47 62
												245	H	Stetson	65 80
												283	A	Alabama A&M	62 58
												285	A	Murray St.	61 97
												291	H	North Florida	53 68
												294	H	Col. of Charleston	63 65
												301	H	Tennessee St.	64 62
												313	A	Austin Peay	58 70
												315	A	NJIT	67 80
<hr/>															
LAST 12 Division I GAMES:															
				107	H	Tennessee Tech	52 67	315	A	NJIT	67 80				
				119	A	Georgia	45 77	245	H	Stetson	65 80				
				294	H	Col. of Charleston	63 65	291	H	North Florida	53 68				
				143	H	UT Martin	53 62	203	A	Jacksonville	47 62				
				75	A	Belmont	43 83	164	A	Morehead St.	44 79				
				313	A	Austin Peay	58 70	113	A	Cincinnati	55 71				

Non-Div I Games:

Lipscomb

Average RPI Win:	200	WON-LOST	WINNING	LAST 10	STRENGTH OF	OPP. STRENGTH	TEAM	ADJ.	CONF.	ADJ CONF.
Average RPI Loss:	66	RECORD	PCT. RANK	GAMES	SCHEDULE	OF SCHEDULE	RPI	RPI	RPI	RPI
DIV. I ONLY	9- 8	150	7-3	41	145	101	101	14	14	
DIV. I NON-CONF.	4- 7	228	0- 0	42	34	136	136	15	15	

TOTALS	RPI 1-25	RPI 26-50	W-L RECORDS	RPI 51-100	RPI 101-150	RPI 150+				
9- 8	0- 1	0- 3	OVERALL	0- 2	5- 2	4- 0				
5- 5	0- 1	0- 2	HOME	0- 0	2- 2	3- 0				
4- 3	0- 0	0- 1	AWAY	0- 2	3- 0	1- 0				
0- 0	0- 0	0- 0	NEUTRAL	0- 0	0- 0	0- 0				
4- 7	0- 1	0- 3	NON-CONFERENCE	0- 1	2- 2	2- 0				
1- 5	0- 1	0- 2	HOME	0- 0	0- 2	1- 0				
3- 2	0- 0	0- 1	AWAY	0- 1	2- 0	1- 0				
0- 0	0- 0	0- 0	NEUTRAL	0- 0	0- 0	0- 0				
5- 1	0- 0	0- 0	CONFERENCE	0- 1	3- 0	2- 0				
4- 0	0- 0	0- 0	HOME	0- 0	2- 0	2- 0				
1- 1	0- 0	0- 0	AWAY	0- 1	1- 0	0- 0				
0- 0	0- 0	0- 0	NEUTRAL	0- 0	0- 0	0- 0				

RPI 1-25				RPI 26-50				RPI 51-100				RPI 101+ Team's RPI: 101			
RPI	S	Opponent	Score	RPI	S	Opponent	Score	RPI	S	Opponent	Score	RPI	S	Opponent	Score
9	H	Mississippi St.	63 98	31	H	Texas A&M	40 61	90	A	Troy	66 71	102	H	Rice	65 79
				42	H	Kansas St.	47 53	96	A	Missouri St.	44 48	110	H	Western Ky.	56 68
				48	A	LSU	45 60					124	H	UT Arlington	68 65
												133	A	Tulsa	63 53
												134	A	Louisiana Tech	69 58
												136	H	Texas St.	62 47
												140	A	South Alabama	65 42
												257	A	Memphis	63 60
												263	H	Louisiana	62 48
												290	H	Fla. Atlantic	61 38
												322	H	La.-Monroe	63 44

LAST 12 Division I GAMES:															
322	H	La.-Monroe	63 44	124	H	UT Arlington	68 65								
96	A	Missouri St.	44 48	136	H	Texas St.	62 47								
257	A	Memphis	63 60	140	A	South Alabama	65 42								
133	A	Tulsa	63 53	90	A	Troy	66 71								
42	H	Kansas St.	47 53	263	H	Louisiana	62 48								
110	H	Western Ky.	56 68	9	H	Mississippi St.	63 98								

Non-Div I Games:

Little Rock

Average RPI Win:	222	WON-LOST	WINNING	LAST 10	STRENGTH OF	OPP. STRENGTH	TEAM	ADJ.	CONF.	ADJ CONF.
Average RPI Loss:	145	RECORD	PCT. RANK	GAMES	SCHEDULE	OF SCHEDULE	RPI	RPI	RPI	RPI
DIV. I ONLY	5- 11	259	4-6	196	154	258	258	21	21	
DIV. I NON-CONF.	3- 10	278	0- 0	121	134	260	260	21	21	

TOTALS	RPI 1-25	RPI 26-50	W-L RECORDS	RPI 51-100	RPI 101-150	RPI 150+				
5- 11	0- 1	0- 2	OVERALL	0- 2	1- 1	4- 5				
3- 6	0- 0	0- 1	HOME	0- 2	1- 0	2- 3				
2- 5	0- 1	0- 1	AWAY	0- 0	0- 1	2- 2				
0- 0	0- 0	0- 0	NEUTRAL	0- 0	0- 0	0- 0				
3- 10	0- 1	0- 2	NON-CONFERENCE	0- 2	1- 1	2- 4				
2- 6	0- 0	0- 1	HOME	0- 2	1- 0	1- 3				
1- 4	0- 1	0- 1	AWAY	0- 0	0- 1	1- 1				
0- 0	0- 0	0- 0	NEUTRAL	0- 0	0- 0	0- 0				
2- 1	0- 0	0- 0	CONFERENCE	0- 0	0- 0	2- 1				
1- 0	0- 0	0- 0	HOME	0- 0	0- 0	1- 0				
1- 1	0- 0	0- 0	AWAY	0- 0	0- 0	1- 1				
0- 0	0- 0	0- 0	NEUTRAL	0- 0	0- 0	0- 0				

RPI 1-25				RPI 26-50				RPI 51-100				RPI 101+ Team's RPI: 258			
RPI	S	Opponent	Score	RPI	S	Opponent	Score	RPI	S	Opponent	Score	RPI	S	Opponent	Score
3	A	Oregon	48 110	40	A	Utah	59 82	57	H	Arizona	43 70	130	H	Idaho	70 63
				49	H	Southern California	50 86	79	H	UNI	64 71	132	A	Loyola Marymount	62 71
												151	A	Utah St.	50 48
												153	A	Montana St.	62 85
												186	A	UC Riverside	63 45
												241	H	San Diego	56 60
												261	H	Nevada	67 76
												286	H	California Baptist	83 85
												298	A	UC Santa Barbara	54 60
												307	H	Cal Poly	61 58
												337	H	Grand Canyon	57 50

LAST 12 Division I GAMES:															
132	A	Loyola Marymount	62 71	298	A	UC Santa Barbara	54 60	307	H	Cal Poly	61 58				
57	H	Arizona	43 70	186	A	UC Riverside	63 45	151	A	Utah St.	50 48				
241	H	San Diego	56 60	153	A	Montana St.	62 85	337	H	Grand Canyon	57 50				
3	A	Oregon	48 110	79	H	UNI	64 71								
153	A	Montana St.	62 85												
130	H	Idaho	70 63												

Non-Div I Games:

Long Beach St.

Average RPI Win:	216	WON-LOST	WINNING	LAST 10	STRENGTH OF	OPP. STRENGTH	TEAM	ADJ.	CONF.	ADJ CONF.
Average RPI Loss:	221	RECORD	PCT. RANK	GAMES	SCHEDULE	OF SCHEDULE	RPI	RPI	RPI	RPI
DIV. I ONLY	1- 14	340	0-10	263	345	345	345	28	28	
DIV. I NON-CONF.	1- 9	326	0- 0	193	341	333	333	29	29	

TOTALS	RPI 1-25	RPI 26-50	W-L RECORDS	RPI 51-100	RPI 101-150	RPI 150+				
1- 14	0- 0	0- 0	OVERALL	0- 1	0- 3	1- 10				
1- 6	0- 0	0- 0	HOME	0- 0	0- 1	1- 5				
0- 7	0- 0	0- 0	AWAY	0- 1	0- 2	0- 4				
0- 1	0- 0	0- 0	NEUTRAL	0- 0	0- 0	0- 1				
1- 9	0- 0	0- 0	NON-CONFERENCE	0- 1	0- 2	1- 6				
1- 4	0- 0	0- 0	HOME	0- 0	0- 0	1- 4				
0- 4	0- 0	0- 0	AWAY	0- 1	0- 2	0- 1				
0- 1	0- 0	0- 0	NEUTRAL	0- 0	0- 0	0- 1				
0- 5	0- 0	0- 0	CONFERENCE	0- 0	0- 1	0- 4				
0- 2	0- 0	0- 0	HOME	0- 0	0- 1	0- 1				
0- 3	0- 0	0- 0	AWAY	0- 0	0- 0	0- 3				
0- 0	0- 0	0- 0	NEUTRAL	0- 0	0- 0	0- 0				

RPI 1-25				RPI 26-50				RPI 51-100				RPI 101+				Team's RPI: 345
RPI	S	Opponent	Score	RPI	S	Opponent	Score	RPI	S	Opponent	Score	RPI	S	Opponent	Score	
								71	A	Virginia Tech	39 93	117	A	UNCW	33 35	
												126	A	VCU	55 84	
												138	H	Radford	34 68	
												184	H	Eastern Mich.	45 64	
												207	A	Hampton	40 66	
												216	H	UMES	83 71	
												222	N	East Carolina	52 61	
												253	H	Saint Francis (PA)	88 91	
												254	A	Norfolk St.	42 74	
												267	A	Winthrop	69 77	
												273	H	Wofford	72 101	
												317	H	Wagner	60 86	
												330	A	Presbyterian	66 81	
												333	H	Charleston So.	74 81	
LAST 12 Division I GAMES:																
				71	A	Virginia Tech	39 93	138	H	Radford	34 68					
				117	A	UNCW	33 35	207	A	Hampton	40 66					
				222	N	East Carolina	52 61	333	H	Charleston So.	74 81					
				184	H	Eastern Mich.	45 64	330	A	Presbyterian	66 81					
				254	A	Norfolk St.	42 74	267	A	Winthrop	69 77					
				273	H	Wofford	72 101	253	H	Saint Francis (PA)	88 91					

Non-Div I Games:

Longwood

Average RPI	Win: 287	WON-LOST	WINNING	LAST 10	STRENGTH OF	OPP. STRENGTH	TEAM	ADJ.	CONF.	ADJ CONF.
Average RPI	Loss: 136	RECORD	PCT. RANK	GAMES	SCHEDULE	OF SCHEDULE	RPI	RPI	RPI	RPI
DIV. I ONLY	5- 10	254	3-7	205	190	263	263	14	14	
DIV. I NON-CONF.	2- 8	293	0- 0	163	207	275	275	15	15	

TOTALS	RPI 1-25	RPI 26-50	W-L RECORDS	RPI 51-100	RPI 101-150	RPI 150+				
5- 10	0- 1	0- 2	OVERALL	0- 1	0- 1	5- 5				
4- 3	0- 0	0- 1	HOME	0- 1	0- 0	4- 1				
1- 6	0- 1	0- 1	AWAY	0- 0	0- 1	1- 3				
0- 1	0- 0	0- 0	NEUTRAL	0- 0	0- 0	0- 1				
2- 8	0- 1	0- 2	NON-CONFERENCE	0- 1	0- 0	2- 4				
1- 3	0- 0	0- 1	HOME	0- 1	0- 0	1- 1				
1- 4	0- 1	0- 1	AWAY	0- 0	0- 0	1- 2				
0- 1	0- 0	0- 0	NEUTRAL	0- 0	0- 0	0- 1				
3- 2	0- 0	0- 0	CONFERENCE	0- 0	0- 1	3- 1				
3- 0	0- 0	0- 0	HOME	0- 0	0- 0	3- 0				
0- 2	0- 0	0- 0	AWAY	0- 0	0- 1	0- 1				
0- 0	0- 0	0- 0	NEUTRAL	0- 0	0- 0	0- 0				

RPI 1-25				RPI 26-50				RPI 51-100				RPI 101+				Team's RPI: 263	
RPI	S	Opponent	Score	RPI	S	Opponent	Score	RPI	S	Opponent	Score	RPI	S	Opponent	Score		
9	A	Mississippi St.	36 104	47	A	Auburn	59 71	60	H	Lamar University	77 79	101	A	Little Rock	48 62		
				48	H	LSU	54 76					165	A	Arkansas St.	75 87		
												177	H	Georgia St.	57 54		
												193	A	Ole Miss	57 79		
												215	H	Sam Houston St.	62 68		
												248	A	UTRGV	60 75		
												272	N	A&M-Corpus Christi	63 64		
												281	H	Ga. Southern	59 48		
												319	A	McNeese	70 59		
												322	H	La.-Monroe	52 45		
												334	H	Jackson St.	68 61		
LAST 12 Division I GAMES:																	
9	A	Mississippi St.	36 104	322	H	La.-Monroe	52 45										
48	H	LSU	54 76	281	H	Ga. Southern	59 48										
193	A	Ole Miss	57 79	177	H	Georgia St.	57 54										
215	H	Sam Houston St.	62 68	101	A	Little Rock	48 62										
248	A	UTRGV	60 75	165	A	Arkansas St.	75 87										
272	N	A&M-Corpus Christi	63 64	47	A	Auburn	59 71										

Non-Div I Games: Dillard

69 72

Louisiana

Average RPI Win: 192 WON-LOST RECORD WINNING PCT. RANK LAST 10 GAMES STRENGTH OF SCHEDULE OPP. STRENGTH OF SCHEDULE TEAM RPI ADJ. RPI CONF. RPI ADJ CONF. RPI

DIV. I ONLY	9- 9	165	4-6	83	152	134	134	16	16
DIV. I NON-CONF.	7- 5	132	1- 0	230	61	138	138	19	19
TOTALS	RPI 1-25	RPI 26-50	W-L RECORDS	RPI 51-100	RPI 101-150	RPI 150+			
9- 9	0- 1	0- 0	OVERALL	0- 3	2- 2	7- 3			
4- 4	0- 0	0- 0	HOME	0- 1	1- 2	3- 1			
4- 4	0- 1	0- 0	AWAY	0- 1	0- 0	4- 2			
1- 1	0- 0	0- 0	NEUTRAL	0- 1	1- 0	0- 0			
7- 5	0- 1	0- 0	NON-CONFERENCE	0- 1	2- 1	5- 2			
3- 1	0- 0	0- 0	HOME	0- 0	1- 1	2- 0			
3- 3	0- 1	0- 0	AWAY	0- 0	0- 0	3- 2			
1- 1	0- 0	0- 0	NEUTRAL	0- 1	1- 0	0- 0			
2- 4	0- 0	0- 0	CONFERENCE	0- 2	0- 1	2- 1			
1- 3	0- 0	0- 0	HOME	0- 1	0- 1	1- 1			
1- 1	0- 0	0- 0	AWAY	0- 1	0- 0	1- 0			
0- 0	0- 0	0- 0	NEUTRAL	0- 0	0- 0	0- 0			

RPI S Opponent Score	RPI S Opponent Score	RPI S Opponent Score	RPI S Opponent Score
14 A Arizona St. 44 80		55 H Old Domini on 59 70	101 H Little Rock 58 69
		70 A Middle Tenn. 38 75	102 H Rice 51 61
		96 N Missouri St. 70 82	116 H Houston 100 88
			120 N Alabama 79 62
			155 A UAB 73 68
			165 A Arkansas St. 80 70
			170 H Charlotte 88 51
			190 H North Texas 54 65
			192 A UMKC 70 80
			193 H Ole Miss 80 71
			236 H Southeastern La. 72 53
			257 A Memphis 66 50
			269 A Wichita St. 56 70
			319 A McNeese 89 48
LAST 12 Division I GAMES:			
102 H Rice 51 61	120 N Alabama 79 62		
190 H North Texas 54 65	170 H Charlotte 88 51		
319 A McNeese 89 48	55 H Old Domini on 59 70		
192 A UMKC 70 80	70 A Middle Tenn. 38 75		
96 N Missouri St. 70 82	155 A UAB 73 68		
193 H Ole Miss 80 71	236 H Southeastern La. 72 53		

Non-Div I Games: LSU-Alexandria 112 70

Louisiana Tech

Average RPI Win:	99	WON-LOST	WINNING	LAST 10	STRENGTH OF	OPP. STRENGTH	TEAM	ADJ.	CONF.	ADJ CONF.
Average RPI Loss:	1	RECORD	PCT. RANK	GAMES	SCHEDULE	OF SCHEDULE	RPI	RPI	RPI	RPI

DIV. I ONLY	17- 1	3	9-1	31	1	5	5	1	1
DIV. I NON-CONF.	12- 0	1	0- 0	32	27	4	4	1	1

TOTALS	RPI 1-25	RPI 26-50	W-L RECORDS	RPI 51-100	RPI 101-150	RPI 150+
17- 1	3- 1	2- 0	OVERALL	6- 0	4- 0	2- 0
9- 0	1- 0	2- 0	HOME	3- 0	1- 0	2- 0
6- 1	1- 1	0- 0	AWAY	2- 0	3- 0	0- 0
2- 0	1- 0	0- 0	NEUTRAL	1- 0	0- 0	0- 0
12- 0	3- 0	0- 0	NON-CONFERENCE	4- 0	3- 0	2- 0
6- 0	1- 0	0- 0	HOME	2- 0	1- 0	2- 0
4- 0	1- 0	0- 0	AWAY	1- 0	2- 0	0- 0
2- 0	1- 0	0- 0	NEUTRAL	1- 0	0- 0	0- 0
5- 1	0- 1	2- 0	CONFERENCE	2- 0	1- 0	0- 0
3- 0	0- 0	2- 0	HOME	1- 0	0- 0	0- 0
2- 1	0- 1	0- 0	AWAY	1- 0	1- 0	0- 0
0- 0	0- 0	0- 0	NEUTRAL	0- 0	0- 0	0- 0

RPI 1-25	Team's RPI: 5	RPI 26-50	RPI 51-100	RPI 101+
RPI S Opponent Score		RPI S Opponent Score	RPI S Opponent Score	RPI S Opponent Score
1 A Notre Dame 68 82		32 H Georgia Tech 61 44	51 A Duke 73 51	110 A Western Ky. 102 80
14 N Arizona St. 58 56		44 H North Carolina 73 66	62 A Boise St. 74 55	115 A Wake Forest 73 49
19 A Central Mich. 72 68			72 H Nebraska 85 68	129 A Chattanooga 75 49
25 H Kentucky 80 75			93 N Hartford 86 69	143 H UT Martin 102 62
			97 H Miami (OH) 95 73	279 H Northern Ky. 92 59
			98 H Virginia 91 43	301 H Tennessee St. 107 52
LAST 12 Division I GAMES:				
44 H North Carolina 73 66		115 A Wake Forest 73 49		
19 A Central Mich. 72 68		98 H Virginia 91 43		
279 H Northern Ky. 92 59		32 H Georgia Tech 61 44		
25 H Kentucky 80 75		1 A Notre Dame 68 82		
143 H UT Martin 102 62		51 A Duke 73 51		
301 H Tennessee St. 107 52		72 H Nebraska 85 68		

Non-Div I Games:

Louisville

Average RPI Win:	294	WON-LOST	WINNING	LAST 10	STRENGTH OF	OPP. STRENGTH	TEAM	ADJ.	CONF.	ADJ CONF.
Average RPI Loss:	101	RECORD	PCT. RANK	GAMES	SCHEDULE	OF SCHEDULE	RPI	RPI	RPI	RPI
DIV. I ONLY	9- 7	136	5-5	305	228	223	223	12	12	
DIV. I NON-CONF.	6- 5	143	0- 0	327	280	258	258	14	14	

TOTALS	RPI 1-25	RPI 26-50	W-L RECORDS	RPI 51-100	RPI 101-150	RPI 150+				
9- 7	0- 1	0- 2	OVERALL	0- 1	0- 1	9- 2				
7- 2	0- 0	0- 1	HOME	0- 0	0- 0	7- 1				
2- 5	0- 1	0- 1	AWAY	0- 1	0- 1	2- 1				
0- 0	0- 0	0- 0	NEUTRAL	0- 0	0- 0	0- 0				
6- 5	0- 0	0- 2	NON-CONFERENCE	0- 0	0- 1	6- 2				
4- 2	0- 0	0- 1	HOME	0- 0	0- 0	4- 1				
2- 3	0- 0	0- 1	AWAY	0- 0	0- 1	2- 1				
0- 0	0- 0	0- 0	NEUTRAL	0- 0	0- 0	0- 0				
3- 2	0- 1	0- 0	CONFERENCE	0- 1	0- 0	3- 0				
3- 0	0- 0	0- 0	HOME	0- 0	0- 0	3- 0				
0- 2	0- 1	0- 0	AWAY	0- 1	0- 0	0- 0				
0- 0	0- 0	0- 0	NEUTRAL	0- 0	0- 0	0- 0				

RPI	S	Opponent	Score	RPI	S	Opponent	Score	RPI	S	Opponent	Score	RPI	S	Opponent	Score	Team's RPI: 223
11	A	Drake	60 69	33	A	Purdue	41 65	79	A	UNI	52 64	121	A	Youngstown St.	63 74	
				43	H	DePaul	76 102					159	H	Indiana St.	56 54	
												192	H	UMKC	74 88	
												199	H	SIUE	56 43	
												230	A	Bowling Green	74 88	
												292	A	Western Mich.	64 53	
												309	H	Valparaiso	80 54	
												329	H	Detroit Mercy	52 43	
												335	A	UIC	75 60	
												338	H	Purdue Fort Wayne	81 67	
												343	H	Chicago St.	76 40	
												344	H	Evansville	61 56	
LAST 12 Division I GAMES:																
43	H	DePaul	76 102	159	H	Indiana St.	56 54	344	H	Evansville	61 56					
192	H	UMKC	74 88	79	A	UNI	52 64	11	A	Drake	60 69					
33	A	Purdue	41 65	309	H	Valparaiso	80 54									
199	H	SIUE	56 43	343	H	Chicago St.	76 40									
292	A	Western Mich.	64 53													
338	H	Purdue Fort Wayne	81 67													

Non-Div I Games:

Loyola Chicago

Average RPI Win:	291	WON-LOST	WINNING	LAST 10	STRENGTH OF	OPP. STRENGTH	TEAM	ADJ.	CONF.	ADJ CONF.
Average RPI Loss:	177	RECORD	PCT. RANK	GAMES	SCHEDULE	OF SCHEDULE	RPI	RPI	RPI	RPI
DIV. I ONLY	2- 15	335	2-8	169	287	306	306	19	19	
DIV. I NON-CONF.	1- 10	330	0- 1	129	267	293	293	24	24	

TOTALS	RPI 1-25	RPI 26-50	W-L RECORDS	RPI 51-100	RPI 101-150	RPI 150+				
2- 15	0- 1	0- 0	OVERALL	0- 2	0- 3	2- 9				
1- 5	0- 0	0- 0	HOME	0- 0	0- 1	1- 4				
1- 9	0- 1	0- 0	AWAY	0- 1	0- 2	1- 5				
0- 1	0- 0	0- 0	NEUTRAL	0- 1	0- 0	0- 0				
1- 10	0- 1	0- 0	NON-CONFERENCE	0- 2	0- 2	1- 5				
0- 3	0- 0	0- 0	HOME	0- 0	0- 1	0- 2				
1- 6	0- 1	0- 0	AWAY	0- 1	0- 1	1- 3				
0- 1	0- 0	0- 0	NEUTRAL	0- 1	0- 0	0- 0				
1- 5	0- 0	0- 0	CONFERENCE	0- 0	0- 1	1- 4				
1- 2	0- 0	0- 0	HOME	0- 0	0- 0	1- 2				
0- 3	0- 0	0- 0	AWAY	0- 0	0- 1	0- 2				
0- 0	0- 0	0- 0	NEUTRAL	0- 0	0- 0	0- 0				

RPI 1-25				RPI 26-50				RPI 51-100				RPI 101+				Team's RPI: 306
RPI	S	Opponent	Score	RPI	S	Opponent	Score	RPI	S	Opponent	Score	RPI	S	Opponent	Score	
24	A	Maryland	48 83					77	N	Boston College	47 73	103	A	Towson	57 62	
								83	A	Georgetown	30 45	127	A	American	38 82	
												150	H	William & Mary	49 65	
												163	H	Boston U.	62 64	
												196	H	Navy	46 58	
												198	A	George Mason	38 70	
												226	A	Dartmouth	41 54	
												227	A	Holy Cross	60 78	
												234	H	Mt. St. Mary's	67 77	
												249	A	Monmouth	75 67	
												276	H	St. Francis Brooklyn	70 75	
												278	A	Saint Joseph's	46 49	
												287	A	Army West Point	57 69	
												332	H	Lafayette	62 50	
LAST 12 Division I GAMES:																
287	A	Army West Point	57 69	278	A	Saint Joseph's	46 49									
196	H	Navy	46 58	332	H	Lafayette	62 50									
249	A	Monmouth	75 67	127	A	American	38 82									
24	A	Maryland	48 83	227	A	Holy Cross	60 78									
276	H	St. Francis Brooklyn	70 75	163	H	Boston U.	62 64									
103	A	Towson	57 62	234	H	Mt. St. Mary's	67 77									

Non-Div I Games:

Loyola Maryland

Average RPI Loss: 109

DIV. I ONLY	10- 9	160	3-7	85	128	132	132	7	7
DIV. I NON-CONF.	7- 5	132	1- 0	106	159	105	105	7	7
TOTALS	RPI 1-25	RPI 26-50	W-L RECORDS	RPI 51-100	RPI 101-150	RPI 150+			
10- 9	0- 2	0- 2	OVERALL	2- 0	2- 1	6- 4			
6- 3	0- 1	0- 0	HOME	1- 0	2- 0	3- 2			
4- 3	0- 1	0- 0	AWAY	1- 0	0- 1	3- 1			
0- 3	0- 0	0- 2	NEUTRAL	0- 0	0- 0	0- 1			
7- 5	0- 0	0- 2	NON-CONFERENCE	2- 0	1- 1	4- 2			
4- 1	0- 0	0- 0	HOME	1- 0	1- 0	2- 1			
3- 1	0- 0	0- 0	AWAY	1- 0	0- 1	2- 0			
0- 3	0- 0	0- 2	NEUTRAL	0- 0	0- 0	0- 1			
3- 4	0- 2	0- 0	CONFERENCE	0- 0	1- 0	2- 2			
2- 2	0- 1	0- 0	HOME	0- 0	1- 0	1- 1			
1- 2	0- 1	0- 0	AWAY	0- 0	0- 0	1- 1			
0- 0	0- 0	0- 0	NEUTRAL	0- 0	0- 0	0- 0			

RPI 1-25					
RPI	S	Opponent	Score		
10	H	Gonzaga	53	78	
20	A	BYU	44	55	
RPI 26-50					
RPI	S	Opponent	Score		
27	N	South Dakota	40	67	
29	N	Indiana	43	67	
RPI 51-100					
RPI	S	Opponent	Score		
56	H	UCLA	69	63	
57	A	Arizona	66	64	
Team's RPI: 132					
RPI	S	Opponent	Score		
104	H	UC Davis	60	53	
128	H	Portland	76	58	
149	A	Denver	75	10	
154	A	CSUN	72	53	
160	N	Grambling	61	62	
161	A	Pepperdine	86	95	
174	H	Santa Clara	75	83	
235	H	Robert Morris	61	53	
241	A	San Diego	69	52	
251	H	San Francisco	66	58	
255	H	Northern Arizona	62	63	
258	H	Long Beach St.	71	62	
298	A	UC Santa Barbara	70	57	
LAST 12 Division I GAMES:					
241	A	San Diego	69	52	
128	H	Portland	76	58	
10	H	Gonzaga	53	78	
160	N	Grambling	61	62	
27	N	South Dakota	40	67	
29	N	Indiana	43	67	
235	H	Robert Morris	61	53	
161	A	Pepperdine	86	95	
174	H	Santa Clara	75	83	
251	H	San Francisco	66	58	
20	A	BYU	44	55	
258	H	Long Beach St.	71	62	

Loyola Marymount

Average RPI Win:	197	WON-LOST	WINNING	LAST 10	STRENGTH OF	OPP. STRENGTH	TEAM	ADJ.	CONF.	ADJ CONF.
Average RPI Loss:	76	RECORD	PCT. RANK	GAMES	SCHEDULE	OF SCHEDULE	RPI	RPI	RPI	RPI
DIV. I ONLY	12- 7	99	5-5	88	134	68	68	23	23	
DIV. I NON-CONF.	7- 6	153	0- 1	37	52	54	54	23	23	

TOTALS	RPI 1-25	RPI 26-50	W-L RECORDS	RPI 51-100	RPI 101-150	RPI 150+				
12- 7	0- 1	1- 0	OVERALL	3- 4	1- 2	7- 0				
5- 1	0- 0	0- 0	HOME	1- 1	0- 0	4- 0				
5- 5	0- 1	1- 0	AWAY	1- 3	1- 1	2- 0				
2- 1	0- 0	0- 0	NEUTRAL	1- 0	0- 1	1- 0				
7- 6	0- 1	1- 0	NON-CONFERENCE	3- 3	0- 2	3- 0				
2- 1	0- 0	0- 0	HOME	1- 1	0- 0	1- 0				
3- 4	0- 1	1- 0	AWAY	1- 2	0- 1	1- 0				
2- 1	0- 0	0- 0	NEUTRAL	1- 0	0- 1	1- 0				
5- 1	0- 0	0- 0	CONFERENCE	0- 1	1- 0	4- 0				
3- 0	0- 0	0- 0	HOME	0- 0	0- 0	3- 0				
2- 1	0- 0	0- 0	AWAY	0- 1	1- 0	1- 0				
0- 0	0- 0	0- 0	NEUTRAL	0- 0	0- 0	0- 0				

RPI 1-25				RPI 26-50				RPI 51-100				RPI 101+			
RPI	S	Opponent	Score	RPI	S	Opponent	Score	RPI	S	Opponent	Score	RPI	S	Opponent	Score
8	A	NC State	46 84	44	A	North Carolina	85 73	51	H	Duke	63 66	129	N	Chattanooga	61 66
								53	A	Green Bay	39 70	141	A	Fordham	64 72
								54	A	Northeastern	55 63	144	A	Stony Brook	68 54
								66	A	Harvard	67 60	202	H	Brown	102 96
								84	N	Penn	47 46	268	N	N.C. A&T	58 52
								93	A	Hartford	46 49	274	A	Vermont	63 51
								94	H	Tol edo	73 59	280	A	Bryant	74 57
												284	H	Al bany (NY)	76 65
												308	H	New Hampshi re	67 46
												314	H	UMBC	84 44
LAST 12 Division I GAMES:															
314	H	UMBC	84 44	129	N	Chattanooga	61 66	144	A	Stony Brook	68 54	93	A	Hartford	46 49
308	H	New Hampshi re	67 46	54	A	Northeastern	55 63	284	H	Al bany (NY)	76 65	274	A	Vermont	63 51
141	A	Fordham	64 72	8	A	NC State	46 84	66	A	Harvard	67 60				
54	A	Northeastern	55 63	202	H	Brown	102 96								

Non-Div I Games:

Maine

Average RPI Win:	337	WON-LOST	WINNING	LAST 10	STRENGTH OF	OPP. STRENGTH	TEAM	ADJ.	CONF.	ADJ CONF.
Average RPI Loss:	216	RECORD	PCT. RANK	GAMES	SCHEDULE	OF SCHEDULE	RPI	RPI	RPI	RPI
DIV. I ONLY	3- 13	311	2-8	273	350	341	341	27	27	
DIV. I NON-CONF.	2- 9	297	0- 0	232	350	338	338	28	28	

TOTALS	RPI 1-25	RPI 26-50	W-L RECORDS	RPI 51-100	RPI 101-150	RPI 150+				
3- 13	0- 0	0- 0	OVERALL	0- 1	0- 3	3- 9				
3- 6	0- 0	0- 0	HOME	0- 1	0- 2	3- 3				
0- 7	0- 0	0- 0	AWAY	0- 0	0- 1	0- 6				
0- 0	0- 0	0- 0	NEUTRAL	0- 0	0- 0	0- 0				
2- 9	0- 0	0- 0	NON-CONFERENCE	0- 1	0- 3	2- 5				
2- 5	0- 0	0- 0	HOME	0- 1	0- 2	2- 2				
0- 4	0- 0	0- 0	AWAY	0- 0	0- 1	0- 3				
0- 0	0- 0	0- 0	NEUTRAL	0- 0	0- 0	0- 0				
1- 4	0- 0	0- 0	CONFERENCE	0- 0	0- 0	1- 4				
1- 1	0- 0	0- 0	HOME	0- 0	0- 0	1- 1				
0- 3	0- 0	0- 0	AWAY	0- 0	0- 0	0- 3				
0- 0	0- 0	0- 0	NEUTRAL	0- 0	0- 0	0- 0				

RPI 1-25				RPI 26-50				RPI 51-100				RPI 101+				Team's RPI: 341
RPI	S	Opponent	Score	RPI	S	Opponent	Score	RPI	S	Opponent	Score	RPI	S	Opponent	Score	
								81	H	Wright St.	44 60	123	H	Drexel	39 53	
												141	A	Fordham	61 65	
												144	H	Stony Brook	48 79	
												201	H	Rider	63 73	
												209	H	Sacred Heart	46 74	
												227	A	Holy Cross	53 61	
												241	A	Niagara	51 61	
												260	A	Siena	56 62	
												276	A	St. Francis Brooklyn	65 73	
												284	A	Albany (NY)	54 60	
												293	A	Canisius	44 47	
												327	H	Iona	55 33	
												329	H	Detroit Mercy	56 58	
												332	H	Lafayette	60 49	
												351	H	LIU Brooklyn	61 46	

LAST 12 Division I GAMES:																
227	A	Holy Cross	53 61	201	H	Rider	63 73									
209	H	Sacred Heart	46 74	327	H	Iona	55 33									
81	H	Wright St.	44 60	260	A	Siena	56 62									
123	H	Drexel	39 53	241	A	Niagara	51 61									
332	H	Lafayette	60 49	293	A	Canisius	44 47									
141	A	Fordham	61 65	329	H	Detroit Mercy	56 58									

Non-Div I Games:

Manhattan

Average RPI	Win:	236	WON-LOST	WINNING	LAST 10	STRENGTH OF	OPP. STRENGTH	TEAM	ADJ.	CONF.	ADJ CONF.
Average RPI	Loss:	94	RECORD	PCT. RANK	GAMES	SCHEDULE	OF SCHEDULE	RPI	RPI	RPI	RPI
DIV. I ONLY		14- 5		52	7-3	272	174	135	135	27	27
DIV. I NON-CONF.		8- 4		91	0- 0	223	112	106	106	28	28

TOTALS	RPI 1-25		RPI 26-50		W-L RECORDS	RPI 51-100		RPI 101-150		RPI 150+	
14- 5	0- 0		0- 0		OVERALL	1- 4		0- 0		13- 1	
6- 2	0- 0		0- 0		HOME	1- 1		0- 0		5- 1	
6- 2	0- 0		0- 0		AWAY	0- 2		0- 0		6- 0	
2- 1	0- 0		0- 0		NEUTRAL	0- 1		0- 0		2- 0	
8- 4	0- 0		0- 0		NON-CONFERENCE	1- 3		0- 0		7- 1	
3- 1	0- 0		0- 0		HOME	1- 0		0- 0		2- 1	
3- 2	0- 0		0- 0		AWAY	0- 2		0- 0		3- 0	
2- 1	0- 0		0- 0		NEUTRAL	0- 1		0- 0		2- 0	
6- 1	0- 0		0- 0		CONFERENCE	0- 1		0- 0		6- 0	
3- 1	0- 0		0- 0		HOME	0- 1		0- 0		3- 0	
3- 0	0- 0		0- 0		AWAY	0- 0		0- 0		3- 0	
0- 0	0- 0		0- 0		NEUTRAL	0- 0		0- 0		0- 0	

RPI 1-25				RPI 26-50				RPI 51-100				RPI 101+				Team's RPI: 135
RPI	S	Opponent	Score	RPI	S	Opponent	Score	RPI	S	Opponent	Score	RPI	S	Opponent	Score	
								51	A	Duke	56 64	163	H	Boston U.	68 57	
								54	H	Northeastern	90 84	181	H	Massachusetts	55 70	
								69	H	Qui nni pi ac	69 76	189	A	El on	61 57	
								81	N	Wright St.	60 76	196	A	Navy	72 48	
								89	A	Princeton	57 60	231	H	Temple	74 68	
												241	A	Niagara	87 58	
												245	N	Stetson	76 69	
												249	H	Monmouth	69 45	
												259	N	Hofstra	71 57	
												260	H	Si ena	88 59	
												284	A	Albany (NY)	74 56	
												293	A	Canisius	71 66	
												312	A	Fairfield	56 46	
												327	H	Iona	76 36	

LAST 12 Division I GAMES:																
293	A	Canisius	71 66	327	H	Iona	76 36									
241	A	Niagara	87 58	260	H	Si ena	88 59									
181	H	Massachusetts	55 70	249	H	Monmouth	69 45									
54	H	Northeastern	90 84	312	A	Fairfield	56 46									
89	A	Princeton	57 60	69	H	Qui nni pi ac	69 76									
284	A	Albany (NY)	74 56	51	A	Duke	56 64									

Non-Div I Games:

Marist

Average RPI	Win:	109	WON-LOST	WINNING	LAST 10	STRENGTH OF	OPP. STRENGTH	TEAM	ADJ.	CONF.	ADJ CONF.
Average RPI	Loss:	15	RECORD	PCT. RANK	GAMES	SCHEDULE	OF SCHEDULE	RPI	RPI	RPI	RPI
DIV. I ONLY		16- 3	20	9-1	25	14	15	15	5	5	
DIV. I NON-CONF.		9- 3	61	1- 0	21	20	16	16	4	4	

TOTALS	RPI 1-25		RPI 26-50		W-L RECORDS	RPI 51-100		RPI 101-150		RPI 150+	
16- 3	0- 2		2- 1		OVERALL	9- 0		1- 0		4- 0	
12- 1	0- 1		2- 0		HOME	6- 0		1- 0		3- 0	
4- 2	0- 1		0- 1		AWAY	3- 0		0- 0		1- 0	
0- 0	0- 0		0- 0		NEUTRAL	0- 0		0- 0		0- 0	
9- 3	0- 2		1- 1		NON-CONFERENCE	4- 0		0- 0		4- 0	
7- 1	0- 1		1- 0		HOME	3- 0		0- 0		3- 0	
2- 2	0- 1		0- 1		AWAY	1- 0		0- 0		1- 0	
0- 0	0- 0		0- 0		NEUTRAL	0- 0		0- 0		0- 0	
7- 0	0- 0		1- 0		CONFERENCE	5- 0		1- 0		0- 0	
5- 0	0- 0		1- 0		HOME	3- 0		1- 0		0- 0	
2- 0	0- 0		0- 0		AWAY	2- 0		0- 0		0- 0	
0- 0	0- 0		0- 0		NEUTRAL	0- 0		0- 0		0- 0	

RPI	S	Opponent	Score	RPI	S	Opponent	Score	RPI	S	Opponent	Score	RPI	S	Opponent	Score
1	H	Notre Dame	63 87	26	H	South Dakota St.	91 52	53	H	Green Bay	80 54	105	H	St. John's (NY)	83 73
9	A	Mississippi St.	82 87	35	A	Miami (FL)	55 63	58	A	Villanova	91 55	153	H	Montana St.	100 52
				43	H	DePaul	96 63	63	H	Michigan	85 74	185	A	Milwaukee	83 74
								67	H	Creighton	85 67	256	H	Binghamton	93 40
								73	H	Seton Hall	96 60	335	H	UIC	96 32
								79	H	UNI	102 61				
								80	A	Northwestern	76 57				
								83	A	Georgetown	72 62				
								87	H	Providence	85 46				

LAST 12 Division I GAMES:															
				58	A	Villanova	91 55	79	H	UNI	102 61				
				43	H	DePaul	96 63	35	A	Miami (FL)	55 63				
				67	H	Creighton	85 67	105	H	St. John's (NY)	83 73				
				87	H	Providence	85 46	73	H	Seton Hall	96 60				
				1	H	Notre Dame	63 87	83	A	Georgetown	72 62				
				256	H	Binghamton	93 40	53	H	Green Bay	80 54				

Non-Div I Games:

Marquette

Average RPI	Win: 265	WON-LOST RECORD	WINNING PCT. RANK	LAST 10 GAMES	STRENGTH OF SCHEDULE	OPP. STRENGTH OF SCHEDULE	TEAM RPI	ADJ. RPI	CONF. RPI	ADJ CONF. RPI
Average RPI	Loss: 135									
DIV. I ONLY	9- 8	150	7-3	329	146	240	240	16	16	
DIV. I NON-CONF.	5- 7	206	0- 0	338	183	322	322	19	19	

TOTALS	RPI 1-25	RPI 26-50	W-L RECORDS	RPI 51-100	RPI 101-150	RPI 150+				
9- 8	0- 0	0- 1	OVERALL	1- 0	0- 3	8- 4				
7- 2	0- 0	0- 0	HOME	1- 0	0- 1	6- 1				
2- 6	0- 0	0- 1	AWAY	0- 0	0- 2	2- 3				
0- 0	0- 0	0- 0	NEUTRAL	0- 0	0- 0	0- 0				
5- 7	0- 0	0- 1	NON-CONFERENCE	0- 0	0- 2	5- 4				
5- 2	0- 0	0- 0	HOME	0- 0	0- 1	5- 1				
0- 5	0- 0	0- 1	AWAY	0- 0	0- 1	0- 3				
0- 0	0- 0	0- 0	NEUTRAL	0- 0	0- 0	0- 0				
4- 1	0- 0	0- 0	CONFERENCE	1- 0	0- 1	3- 0				
2- 0	0- 0	0- 0	HOME	1- 0	0- 0	1- 0				
2- 1	0- 0	0- 0	AWAY	0- 0	0- 1	2- 0				
0- 0	0- 0	0- 0	NEUTRAL	0- 0	0- 0	0- 0				

RPI	S	Opponent	Score	RPI	S	Opponent	Score	RPI	S	Opponent	Score	RPI	S	Opponent	Score
37	A	Clemson	54 68	55	H	Old Dominion	57 48	103	H	Towson	69 76	109	A	Appalachian St.	52 74
								110	A	Western Ky.	55 85	159	H	Indiana St.	53 62
								162	A	Wisconsin	49 67	168	A	Southern Ill.	49 58
								170	H	Charlotte	63 62	230	A	Bowling Green	76 99
								266	H	Cleveland St.	86 64	290	A	Fla. Atlantic	72 67
								301	H	Tennessee St.	80 59	305	H	Coppin St.	88 67
								310	A	FIU	86 58	344	H	Evansville	72 65
								348	H	Delaware St.	75 63				
LAST 12 Division I GAMES:															
348	H	Delaware St.	75 63	310	A	FIU	86 58								
103	H	Towson	69 76	290	A	Fla. Atlantic	72 67								
37	A	Clemson	54 68	110	A	Western Ky.	55 85								
301	H	Tennessee St.	80 59	170	H	Charlotte	63 62								
266	H	Cleveland St.	86 64	55	H	Old Dominion	57 48								
162	A	Wisconsin	49 67	305	H	Coppin St.	88 67								

Non-Div I Games: Bluefield St. 82 29

Marshall

Average RPI Win:	151	WON-LOST	WINNING	LAST 10	STRENGTH OF	OPP. STRENGTH	TEAM	ADJ.	CONF.	ADJ CONF.
Average RPI Loss:	22	RECORD	PCT. RANK	GAMES	SCHEDULE	OF SCHEDULE	RPI	RPI	RPI	RPI
DIV. I ONLY	16- 2	12	8-2	135	20	24	24	4	4	
DIV. I NON-CONF.	11- 0	1	0- 0	253	73	30	30	5	5	

TOTALS	RPI 1-25	RPI 26-50	W-L RECORDS	RPI 51-100	RPI 101-150	RPI 150+				
16- 2	1- 1	1- 1	OVERALL	5- 0	3- 0	6- 0				
9- 1	0- 1	1- 0	HOME	4- 0	1- 0	3- 0				
5- 1	1- 0	0- 1	AWAY	1- 0	1- 0	2- 0				
2- 0	0- 0	0- 0	NEUTRAL	0- 0	1- 0	1- 0				
11- 0	1- 0	1- 0	NON-CONFERENCE	2- 0	1- 0	6- 0				
6- 0	0- 0	1- 0	HOME	2- 0	0- 0	3- 0				
3- 0	1- 0	0- 0	AWAY	0- 0	0- 0	2- 0				
2- 0	0- 0	0- 0	NEUTRAL	0- 0	1- 0	1- 0				
5- 2	0- 1	0- 1	CONFERENCE	3- 0	2- 0	0- 0				
3- 1	0- 1	0- 0	HOME	2- 0	1- 0	0- 0				
2- 1	0- 0	0- 1	AWAY	1- 0	1- 0	0- 0				
0- 0	0- 0	0- 0	NEUTRAL	0- 0	0- 0	0- 0				

RPI	S	Opponent	Score
16	H	Rutgers	65 73
18	A	South Carolina	85 61

RPI	S	Opponent	Score
28	A	Michigan St.	60 77
32	H	Georgia Tech	67 54

RPI	S	Opponent	Score
59	H	James Madison	87 63
63	H	Michigan	83 69
72	A	Nebraska	81 63
88	H	Dayton	82 71
100	H	Ohio St.	75 69

RPI	S	Opponent	Score
114	A	Penn St.	77 61
114	H	Penn St.	79 67
119	N	Georgia	58 51
191	A	Delaware	77 53
197	A	George Washington	69 30
305	H	Coppin St.	93 36
306	H	Loyola Maryland	83 48
314	H	UMBC	92 61
318	N	Morgan St.	68 44

LAST 12 Division I GAMES:

16	H	Rutgers	65 73	114	H	Penn St.	79 67
114	A	Penn St.	77 61	28	A	Michigan St.	60 77
191	A	Delaware	77 53	63	H	Michigan	83 69
306	H	Loyola Maryland	83 48	72	A	Nebraska	81 63
59	H	James Madison	87 63	100	H	Ohio St.	75 69
314	H	UMBC	92 61	32	H	Georgia Tech	67 54

Non-Div I Games:

Maryland

Average RPI Win: 228		WON-LOST	WINNING	LAST 10	STRENGTH OF		OPP. STRENGTH	TEAM	ADJ.	CONF.	ADJ CONF.
Loss: 158		RECORD	PCT. RANK	GAMES	SCHEDULE		OF SCHEDULE	RPI	RPI	RPI	RPI
DIV. I ONLY		11- 8	133	6-4	238		262	181	181	17	17
DIV. I NON-CONF.		8- 6	138	0- 0	231		308	193	193	17	17
TOTALS		RPI 1-25	RPI 26-50	W-L RECORDS		RPI 51-100	RPI 101-150	RPI 150+			
11- 8	0- 0	0- 0		OVERALL		0- 3	2- 1	9- 4			
6- 3	0- 0	0- 0		HOME		0- 0	0- 0	6- 3			
4- 4	0- 0	0- 0		AWAY		0- 2	2- 1	2- 1			
1- 1	0- 0	0- 0		NEUTRAL		0- 1	0- 0	1- 0			
8- 6	0- 0	0- 0		NON-CONFERENCE		0- 2	1- 1	7- 3			
5- 2	0- 0	0- 0		HOME		0- 0	0- 0	5- 2			
2- 3	0- 0	0- 0		AWAY		0- 1	1- 1	1- 1			
1- 1	0- 0	0- 0		NEUTRAL		0- 1	0- 0	1- 0			
3- 2	0- 0	0- 0		CONFERENCE		0- 1	1- 0	2- 1			
1- 1	0- 0	0- 0		HOME		0- 0	0- 0	1- 1			
2- 1	0- 0	0- 0		AWAY		0- 1	1- 0	1- 0			
0- 0	0- 0	0- 0		NEUTRAL		0- 0	0- 0	0- 0			

RPI 1-25				RPI 26-50				RPI 51-100				RPI 101+				Team's RPI: 181	
RPI	S	Opponent	Score	RPI	S	Opponent	Score	RPI	S	Opponent	Score	RPI	S	Opponent	Score		
								52	N	Bucknell I	58	77	103	A	Towson	53	78
								54	A	Northeastern	52	53	135	A	Mari st	70	55
								88	A	Dayton	47	75	148	A	Davi dson	70	58
													163	H	Boston U.	66	55
													198	H	George Mason	52	70
													202	A	Brown	90	61
													208	H	Saint Loui s	70	66
													209	H	Sacred Heart	78	61
													217	H	North Dakota	52	59
													248	H	UTRGV	74	70
													260	A	Si ena	59	64
													274	A	La Salle	74	60
													289	H	UMass Lowell I	59	62
													295	H	Central Conn. St.	74	59
													312	N	Fairfi eld	59	49
													316	H	Incarnate Word	71	59
LAST 12 Division I GAMES:																	
								135	A	Mari st	70	55	148	A	Davi dson	70	58
								289	H	UMass Lowell I	59	62	198	H	George Mason	52	70
								260	A	Si ena	59	64	274	A	La Salle	74	60
								163	H	Boston U.	66	55	88	A	Dayton	47	75
								316	H	Incarnate Word	71	59	208	H	Saint Loui s	70	66
								54	A	Northeastern	52	53	217	H	North Dakota	52	59

Non-Div I Games:

Massachusetts

■ Loss, ■ Non-Conf, S Site, H Home A Away N Neutral

Average RPI Win:	224	WON-LOST	WINNING	LAST 10	STRENGTH OF	OPP. STRENGTH	TEAM	ADJ.	CONF.	ADJ CONF.
Average RPI Loss:	192	RECORD	PCT. RANK	GAMES	SCHEDULE	OF SCHEDULE	RPI	RPI	RPI	RPI
DIV. I ONLY	2- 12	328	4-6	243	293	319	319	26	26	
DIV. I NON-CONF.	0- 8	336	0- 0	60	274	300	300	22	22	

TOTALS	RPI 1-25	RPI 26-50	W-L RECORDS	RPI 51-100	RPI 101-150	RPI 150+				
2- 12	0- 1	0- 1	OVERALL	0- 0	0- 2	2- 8				
1- 3	0- 0	0- 0	HOME	0- 0	0- 1	1- 2				
1- 9	0- 1	0- 1	AWAY	0- 0	0- 1	1- 6				
0- 0	0- 0	0- 0	NEUTRAL	0- 0	0- 0	0- 0				
0- 8	0- 1	0- 1	NON-CONFERENCE	0- 0	0- 2	0- 4				
0- 2	0- 0	0- 0	HOME	0- 0	0- 1	0- 1				
0- 6	0- 1	0- 1	AWAY	0- 0	0- 1	0- 3				
0- 0	0- 0	0- 0	NEUTRAL	0- 0	0- 0	0- 0				
2- 4	0- 0	0- 0	CONFERENCE	0- 0	0- 0	2- 4				
1- 1	0- 0	0- 0	HOME	0- 0	0- 0	1- 1				
1- 3	0- 0	0- 0	AWAY	0- 0	0- 0	1- 3				
0- 0	0- 0	0- 0	NEUTRAL	0- 0	0- 0	0- 0				

RPI 1-25				RPI 26-50				RPI 51-100				RPI 101+ Team's RPI: 319			
RPI	S	Opponent	Score	RPI	S	Opponent	Score	RPI	S	Opponent	Score	RPI	S	Opponent	Score
23	A	Texas	40 96	48	A	LSU	36 86					102	A	Ri ce	65 93
												134	H	Loui si ana Tech	48 89
												155	A	UAB	48 91
												160	A	Grambl ing	51 75
												167	A	Abilene Christi an	52 109
												212	A	Nichol ls St.	69 68
												236	H	Southeastern La.	62 56
												263	H	Loui si ana	59 70
												288	A	New Orleans	76 88
												316	H	Incarnate Word	66 68
												322	A	La. -Monroe	60 69
												323	A	Northwestern St.	63 82
LAST 12 Division I GAMES:															
316	H	Incarnate Word	66 68	236	H	Southeastern La.	62 56								
134	H	Louisiana Tech	48 89	212	A	Nichol ls St.	69 68								
48	A	LSU	36 86	288	A	New Orleans	76 88								
155	A	UAB	48 91	167	A	Abilene Christi an	52 109								
102	A	Ri ce	65 93	323	A	Northwestern St.	63 82								
322	A	La. -Monroe	60 69	23	A	Texas	40 96								

Non-Div I Games: LSU-Alexandria 60 68 Southern-N. O. 106 54 Louisiana Col. 86 68

McNeese

Average RPI Win:	257	WON-LOST	WINNING	LAST 10	STRENGTH OF	OPP. STRENGTH	TEAM	ADJ.	CONF.	ADJ CONF.
Average RPI Loss:	149	RECORD	PCT. RANK	GAMES	SCHEDULE	OF SCHEDULE	RPI	RPI	RPI	RPI
DIV. I ONLY	7- 10	222	5-5	234	231	257	257	9	9	
DIV. I NON-CONF.	5- 8	224	0- 0	293	252	304	304	9	9	

TOTALS	RPI 1-25	RPI 26-50	W-L RECORDS	RPI 51-100	RPI 101-150	RPI 150+				
7- 10	0- 1	0- 0	OVERALL	0- 1	0- 3	7- 5				
5- 5	0- 1	0- 0	HOME	0- 1	0- 2	5- 1				
1- 5	0- 0	0- 0	AWAY	0- 0	0- 1	1- 4				
1- 0	0- 0	0- 0	NEUTRAL	0- 0	0- 0	1- 0				
5- 8	0- 0	0- 0	NON-CONFERENCE	0- 1	0- 2	5- 5				
4- 4	0- 0	0- 0	HOME	0- 1	0- 2	4- 1				
0- 4	0- 0	0- 0	AWAY	0- 0	0- 0	0- 4				
1- 0	0- 0	0- 0	NEUTRAL	0- 0	0- 0	1- 0				
2- 2	0- 1	0- 0	CONFERENCE	0- 0	0- 1	2- 0				
1- 1	0- 1	0- 0	HOME	0- 0	0- 0	1- 0				
1- 1	0- 0	0- 0	AWAY	0- 0	0- 1	1- 0				
0- 0	0- 0	0- 0	NEUTRAL	0- 0	0- 0	0- 0				

RPI	S	Opponent	Score	RPI	S	Opponent	Score	RPI	S	Opponent	Score	RPI	S	Opponent	Score	Team's RPI: 257
17	H	UCF	55 68					94	H	Toledo	48 58	101	H	Little Rock	60 63	
												133	A	Tulsa	39 46	
												134	H	Louisiana Tech	50 66	
												155	A	UAB	54 85	
												165	A	Arkansas St.	66 77	
												180	N	Mercer	59 53	
												197	A	George Washington	38 51	
												205	A	Coastal Caro.	71 90	
												220	H	Southeast Mo. St.	69 57	
												222	H	East Carolina	58 46	
												228	H	Samford	53 48	
												269	A	Wichita St.	71 50	
												288	H	New Orleans	59 66	
												334	H	Jackson St.	68 67	
												349	H	N.C. Central	77 56	
LAST 12 Division I GAMES:																
349	H	N.C. Central	77 56	222	H	East Carolina	58 46									
101	H	Little Rock	60 63	269	A	Wichita St.	71 50									
220	H	Southeast Mo. St.	69 57	133	A	Tulsa	39 46									
228	H	Samford	53 48	17	H	UCF	55 68									
288	H	New Orleans	59 66	197	A	George Washington	38 51									
94	H	Toledo	48 58	205	A	Coastal Caro.	71 90									

Non-Div I Games:

Memphis

Average RPI Win:	244	WON-LOST	WINNING	LAST 10	STRENGTH OF	OPP. STRENGTH	TEAM	ADJ.	CONF.	ADJ CONF.
Average RPI Loss:	142	RECORD	PCT. RANK	GAMES	SCHEDULE	OF SCHEDULE	RPI	RPI	RPI	RPI
DIV. I ONLY	11- 7	112	7-3	277	176	180	180	24	24	
DIV. I NON-CONF.	8- 7	160	0- 0	219	165	186	186	25	25	

TOTALS	RPI 1-25	RPI 26-50	W-L RECORDS	RPI 51-100	RPI 101-150	RPI 150+				
11- 7	0- 2	0- 0	OVERALL	0- 0	0- 2	11- 3				
5- 3	0- 2	0- 0	HOME	0- 0	0- 0	5- 1				
5- 3	0- 0	0- 0	AWAY	0- 0	0- 2	5- 1				
1- 1	0- 0	0- 0	NEUTRAL	0- 0	0- 0	1- 1				
8- 7	0- 2	0- 0	NON-CONFERENCE	0- 0	0- 2	8- 3				
4- 3	0- 2	0- 0	HOME	0- 0	0- 0	4- 1				
3- 3	0- 0	0- 0	AWAY	0- 0	0- 2	3- 1				
1- 1	0- 0	0- 0	NEUTRAL	0- 0	0- 0	1- 1				
3- 0	0- 0	0- 0	CONFERENCE	0- 0	0- 0	3- 0				
1- 0	0- 0	0- 0	HOME	0- 0	0- 0	1- 0				
2- 0	0- 0	0- 0	AWAY	0- 0	0- 0	2- 0				
0- 0	0- 0	0- 0	NEUTRAL	0- 0	0- 0	0- 0				

RPI 1-25				RPI 26-50				RPI 51-100				RPI 101+ Team's RPI: 180			
RPI	S	Opponent	Score	RPI	S	Opponent	Score	RPI	S	Opponent	Score	RPI	S	Opponent	Score
17	H	UCF	42 76									115	A	Wake Forest	54 69
22	H	Florida St.	56 57									119	A	Georgia	60 67
												170	H	Charlotte	57 40
												195	H	UNC Asheville	61 47
												197	A	George Washington	61 53
												203	A	Jacksonville	66 71
												213	H	Florida	92 82
												221	A	Howard	85 70
												228	H	Samford	76 68
												230	N	Bowling Green	76 63
												257	N	Memphis	53 59
												262	H	Col umbi a	68 72
												281	A	Ga. Southern	79 72
												297	H	Kennesaw St.	64 48
												321	A	UNC Greensboro	71 58
												326	A	Western Caro.	69 67
LAST 12 Division I GAMES:															
195	H	UNC Asheville	61 47	321	A	UNC Greensboro	71 58								
197	A	George Washington	61 53	326	A	Western Caro.	69 67								
221	A	Howard	85 70	228	H	Samford	76 68								
170	H	Charlotte	57 40	262	H	Col umbi a	68 72								
22	H	Florida St.	56 57	203	A	Jacksonville	66 71								
297	H	Kennesaw St.	64 48	119	A	Georgia	60 67								

Non-Div I Games:

Mercer

Average RPI	Win: 147	WON-LOST RECORD	WINNING PCT. RANK	LAST 10 GAMES	STRENGTH OF SCHEDULE	OPP. STRENGTH OF SCHEDULE	TEAM RPI	ADJ. RPI	CONF. RPI	ADJ CONF. RPI
Average RPI	Loss: 26									
DIV. I ONLY	16- 4	32	8-2	94	12	35	35	1	1	
DIV. I NON-CONF.	12- 3	52	2- 1	137	23	48	48	1	1	

TOTALS	RPI 1-25	RPI 26-50	W-L RECORDS	RPI 51-100	RPI 101-150	RPI 150+				
16- 4	1- 2	1- 2	OVERALL	5- 0	3- 0	6- 0				
11- 2	1- 1	1- 1	HOME	4- 0	1- 0	4- 0				
3- 2	0- 1	0- 1	AWAY	1- 0	1- 0	1- 0				
2- 0	0- 0	0- 0	NEUTRAL	0- 0	1- 0	1- 0				
12- 3	1- 2	0- 1	NON-CONFERENCE	3- 0	2- 0	6- 0				
9- 1	1- 1	0- 0	HOME	3- 0	1- 0	4- 0				
1- 2	0- 1	0- 1	AWAY	0- 0	0- 0	1- 0				
2- 0	0- 0	0- 0	NEUTRAL	0- 0	1- 0	1- 0				
4- 1	0- 0	1- 1	CONFERENCE	2- 0	1- 0	0- 0				
2- 1	0- 0	1- 1	HOME	1- 0	0- 0	0- 0				
2- 0	0- 0	0- 0	AWAY	1- 0	1- 0	0- 0				
0- 0	0- 0	0- 0	NEUTRAL	0- 0	0- 0	0- 0				

RPI 1-25				RPI 26-50				Team's RPI: 35				RPI 51-100				RPI 101+			
RPI	S	Opponent	Score	RPI	S	Opponent	Score	RPI	S	Opponent	Score	RPI	S	Opponent	Score	RPI	S	Opponent	Score
13	A	Iowa St.	52 75	33	A	Purdue	63 74	51	A	Duke	58 50	115	A	Wake Forest	72 57				
15	H	Marquette	63 55	37	H	Clemson	67 76	71	H	Virginia Tech	68 61	120	N	Alabama	101 74				
19	H	Central Mich.	80 90	44	H	North Carolina	76 68	72	H	Nebraska	82 68	125	H	Colorado	73 58				
								86	H	SFA	81 60	172	N	Vanderbilt	90 65				
								93	H	Hartford	75 62	216	H	UMES	71 53				
												231	H	Temple	73 61				
												288	H	New Orleans	78 38				
												310	A	FIU	94 43				
												346	H	Florida A&M	103 54				

LAST 12 Division I GAMES:																			
37	H	Clemson	67 76	93	H	Hartford	75 62	15	H	Marquette	63 55	13	A	Iowa St.	52 75				
115	A	Wake Forest	72 57	15	H	Marquette	63 55	44	H	North Carolina	76 68	51	A	Duke	58 50				
71	H	Virginia Tech	68 61	13	A	Iowa St.	52 75	172	N	Vanderbilt	90 65								
19	H	Central Mich.	80 90																
346	H	Florida A&M	103 54																
120	N	Alabama	101 74																

Non-Div I Games:

RPI 1-25				RPI 26-50				RPI 51-100				Team's RPI: 97				RPI 101+			
RPI	S	Opponent	Score	RPI	S	Opponent	Score	RPI	S	Opponent	Score	RPI	S	Opponent	Score	RPI	S	Opponent	Score
5	A	Louisville	73 95	36	H	Buffalo	59 66	94	H	Toledo	65 64	113	H	Cincinnati	78 65				
19	A	Central Mich.	70 67					95	A	Northern Ill.	71 82	156	H	High Point	68 55				
												188	H	Ball St.	60 57				
												194	A	Jacksonville St.	58 41				
												293	A	Canisius	62 59				
												309	A	Valparaiso	68 47				
												325	H	Eastern Ky.	60 44				
												329	A	Detroit Mercy	78 59				
												335	A	UIC	65 56				
												346	A	Florida A&M	56 57				
LAST 12 Division I GAMES:																			
194	A	Jacksonville St.	58 41	188	H	Ball St.	60 57												
346	A	Florida A&M	56 57	19	A	Central Mich.	70 67												
309	A	Valparaiso	68 47	36	H	Buffalo	59 66												
113	H	Cincinnati	78 65	94	H	Toledo	65 64												
335	A	UIC	65 56	95	A	Northern Ill.	71 82												
5	A	Louisville	73 95	156	H	High Point	68 55												

Average RPI Win:	203	WON-LOST	WINNING	LAST 10	STRENGTH OF	OPP. STRENGTH	TEAM	ADJ.	CONF.	ADJ CONF.
Average RPI Loss:	27	RECORD	PCT. RANK	GAMES	SCHEDULE	OF SCHEDULE	RPI	RPI	RPI	RPI
DIV. I ONLY	12- 7	99	6-4	86	69	63	63	4	4	
DIV. I NON-CONF.	9- 3	61	1- 1	208	147	78	78	5	5	

TOTALS	RPI 1-25	RPI 26-50	W-L RECORDS	RPI 51-100	RPI 101-150	RPI 150+				
12- 7	0- 5	1- 1	OVERALL	2- 1	2- 0	7- 0				
8- 0	0- 0	0- 0	HOME	2- 0	1- 0	5- 0				
2- 6	0- 4	0- 1	AWAY	0- 1	0- 0	2- 0				
2- 1	0- 1	1- 0	NEUTRAL	0- 0	1- 0	0- 0				
9- 3	0- 3	1- 0	NON-CONFERENCE	0- 0	1- 0	7- 0				
5- 0	0- 0	0- 0	HOME	0- 0	0- 0	5- 0				
2- 2	0- 2	0- 0	AWAY	0- 0	0- 0	2- 0				
2- 1	0- 1	1- 0	NEUTRAL	0- 0	1- 0	0- 0				
3- 4	0- 2	0- 1	CONFERENCE	2- 1	1- 0	0- 0				
3- 0	0- 0	0- 0	HOME	2- 0	1- 0	0- 0				
0- 4	0- 2	0- 1	AWAY	0- 1	0- 0	0- 0				
0- 0	0- 0	0- 0	NEUTRAL	0- 0	0- 0	0- 0				

RPI 1-25				RPI 26-50				RPI 51-100				RPI 101+			
RPI	S	Opponent	Score	RPI	S	Opponent	Score	RPI	S	Opponent	Score	RPI	S	Opponent	Score
8	A	NC State	55 66	33	A	Purdue	70 71	72	A	Nebraska	56 70	106	H	Minnesota	76 60
12	A	Iowa	61 75	34	N	Missouri	70 54	80	H	Northwestern	79 78	111	N	Washington	80 73
15	A	Marquette	74 85					100	H	Ohio St.	62 58	182	H	Southern U.	76 35
23	N	Texas	52 69									234	H	Mt. St. Mary's	88 40
24	A	Maryland	69 83									292	A	Western Mich.	79 42
												296	A	Oakland	85 59
												318	H	Morgan St.	70 47
												329	H	Detroit Mercy	95 62
												351	H	LIU Brooklyn	83 38

Team's RPI: 63															
LAST 12 Division I GAMES:															
80	H	Northwestern	79 78	111	N	Washington	80 73	23	N	Texas	52 69	100	H	Ohio St.	62 58
33	A	Purdue	70 71					12	A	Iowa	61 75				
106	H	Minnesota	76 60					24	A	Maryland	69 83				
72	A	Nebraska	56 70					296	A	Oakland	85 59				
182	H	Southern U.	76 35												
318	H	Morgan St.	70 47												

Non-Div I Games:

Mi chi gan

Average RPI Win:	155	WON-LOST	WINNING	LAST 10	STRENGTH OF	OPP. STRENGTH	TEAM	ADJ.	CONF.	ADJ CONF.
Average RPI Loss:	47	RECORD	PCT. RANK	GAMES	SCHEDULE	OF SCHEDULE	RPI	RPI	RPI	RPI
DIV. I ONLY	13- 5	58	6-4	50	24	28	28	4	4	
DIV. I NON-CONF.	10- 1	19	0- 0	191	39	34	34	5	5	

TOTALS	RPI 1-25	RPI 26-50	W-L RECORDS	RPI 51-100	RPI 101-150	RPI 150+				
13- 5	3- 2	0- 1	OVERALL	3- 2	1- 0	6- 0				
10- 0	3- 0	0- 0	HOME	2- 0	1- 0	4- 0				
2- 4	0- 1	0- 1	AWAY	1- 2	0- 0	1- 0				
1- 1	0- 1	0- 0	NEUTRAL	0- 0	0- 0	1- 0				
10- 1	1- 1	0- 0	NON-CONFERENCE	3- 0	0- 0	6- 0				
7- 0	1- 0	0- 0	HOME	2- 0	0- 0	4- 0				
2- 0	0- 0	0- 0	AWAY	1- 0	0- 0	1- 0				
1- 1	0- 1	0- 0	NEUTRAL	0- 0	0- 0	1- 0				
3- 4	2- 1	0- 1	CONFERENCE	0- 2	1- 0	0- 0				
3- 0	2- 0	0- 0	HOME	0- 0	1- 0	0- 0				
0- 4	0- 1	0- 1	AWAY	0- 2	0- 0	0- 0				
0- 0	0- 0	0- 0	NEUTRAL	0- 0	0- 0	0- 0				

RPI 1-25				RPI 26-50				Team's RPI: 28				RPI 51-100				RPI 101+			
RPI	S	Opponent	Score	RPI	S	Opponent	Score	RPI	S	Opponent	Score	RPI	S	Opponent	Score	RPI	S	Opponent	Score
3	H	Oregon	88 82	29	A	Indiana	64 68	80	A	Northwestern	62 70	106	H	Minnesota	86 68				
8	N	NC State	74 78					81	H	Wright St.	84 68	230	H	Bowling Green	99 69				
12	H	Iowa	84 70					93	A	Hartford	74 66	237	H	ETSU	75 53				
16	A	Rutgers	62 76					98	H	Virginia	91 66	246	H	Texas Southern	91 45				
24	H	Maryland	77 60					100	A	Ohio St.	55 65	290	H	Fla. Atlantic	89 74				
												296	A	Oakland	102 58				
												297	N	Kennesaw St.	75 51				
LAST 12 Division I GAMES:																			
80	A	Northwestern	62 70	16	A	Rutgers	62 76												
12	H	Iowa	84 70	24	H	Maryland	77 60												
290	H	Fla. Atlantic	89 74	100	A	Ohio St.	55 65												
93	A	Hartford	74 66	106	H	Minnesota	86 68												
3	H	Oregon	88 82	29	A	Indiana	64 68												
296	A	Oakland	102 58	246	H	Texas Southern	91 45												

Average RPI Win:	215	WON-LOST	WINNING	LAST 10	STRENGTH OF	OPP. STRENGTH	TEAM	ADJ.	CONF.	ADJ CONF.
Average RPI Loss:	87	RECORD	PCT. RANK	GAMES	SCHEDULE	OF SCHEDULE	RPI	RPI	RPI	RPI
DIV. I ONLY	15- 4	35	8-2	208	132	70	70	16	16	
DIV. I NON-CONF.	9- 4	85	0- 1	99	195	55	55	19	19	

TOTALS	RPI 1-25	RPI 26-50	W-L RECORDS	RPI 51-100	RPI 101-150	RPI 150+				
15- 4	0- 1	0- 0	OVERALL	1- 1	2- 2	12- 0				
6- 1	0- 0	0- 0	HOME	0- 1	1- 0	5- 0				
7- 3	0- 1	0- 0	AWAY	1- 0	0- 2	6- 0				
2- 0	0- 0	0- 0	NEUTRAL	0- 0	1- 0	1- 0				
9- 4	0- 1	0- 0	NON-CONFERENCE	1- 1	1- 2	7- 0				
4- 1	0- 0	0- 0	HOME	0- 1	0- 0	4- 0				
3- 3	0- 1	0- 0	AWAY	1- 0	0- 2	2- 0				
2- 0	0- 0	0- 0	NEUTRAL	0- 0	1- 0	1- 0				
6- 0	0- 0	0- 0	CONFERENCE	0- 0	1- 0	5- 0				
2- 0	0- 0	0- 0	HOME	0- 0	1- 0	1- 0				
4- 0	0- 0	0- 0	AWAY	0- 0	0- 0	4- 0				
0- 0	0- 0	0- 0	NEUTRAL	0- 0	0- 0	0- 0				

RPI 1-25				RPI 26-50				RPI 51-100 Team's RPI: 70				RPI 101+			
RPI	S	Opponent	Score	RPI	S	Opponent	Score	RPI	S	Opponent	Score	RPI	S	Opponent	Score
25	A	Kentucky	55 72					75	H	Belmont	38 45	107	A	Tennessee Tech	64 68
								90	A	Troy	67 64	129	N	Chattanooga	58 47
												134	H	Louisiana Tech	75 38
												141	A	Fordham	49 61
												172	H	Vanderbilt	65 58
												177	H	Georgia St.	69 54
												195	H	UNC Asheville	67 46
												211	H	Southern Miss.	66 49
												226	N	Dartmouth	70 58
												229	A	UNLV	66 62
												247	A	Furman	78 71
												252	A	UTSA	72 52
												265	A	UTEP	79 49
												290	A	Fla. Atlantic	74 55
												300	H	Mississippi Val.	101 51
												310	A	FIU	49 43

LAST 12 Division I GAMES:															
211	H	Southern Miss.	66 49	141	A	Fordham	49 61								
290	A	Fla. Atlantic	74 55	229	A	UNLV	66 62								
310	A	FIU	49 43	265	A	UTEP	79 49								
129	N	Chattanooga	58 47	252	A	UTSA	72 52								
195	H	UNC Asheville	67 46	134	H	Louisiana Tech	75 38								
25	A	Kentucky	55 72	90	A	Troy	67 64								

Non-Div I Games:

Middle Tenn.

Average RPI	Win:	258	WON-LOST	WINNING	LAST 10	STRENGTH OF	OPP. STRENGTH	TEAM	ADJ.	CONF.	ADJ CONF.
Average RPI	Loss:	91	RECORD	PCT. RANK	GAMES	SCHEDULE	OF SCHEDULE	RPI	RPI	RPI	RPI
DIV. I ONLY		9- 9		165	6-4	227	151	185	185	20	20
DIV. I NON-CONF.		5- 6		177	0- 0	141	146	180	180	18	18

TOTALS	RPI 1-25		RPI 26-50		W-L RECORDS	RPI 51-100		RPI 101-150		RPI 150+	
9- 9	0- 2		0- 2		OVERALL	0- 2		1- 1		8- 2	
4- 4	0- 2		0- 0		HOME	0- 1		1- 0		3- 1	
4- 5	0- 0		0- 2		AWAY	0- 1		0- 1		4- 1	
1- 0	0- 0		0- 0		NEUTRAL	0- 0		0- 0		1- 0	
5- 6	0- 2		0- 2		NON-CONFERENCE	0- 0		0- 1		5- 1	
2- 3	0- 2		0- 0		HOME	0- 0		0- 0		2- 1	
2- 3	0- 0		0- 2		AWAY	0- 0		0- 1		2- 0	
1- 0	0- 0		0- 0		NEUTRAL	0- 0		0- 0		1- 0	
4- 3	0- 0		0- 0		CONFERENCE	0- 2		1- 0		3- 1	
2- 1	0- 0		0- 0		HOME	0- 1		1- 0		1- 0	
2- 2	0- 0		0- 0		AWAY	0- 1		0- 0		2- 1	
0- 0	0- 0		0- 0		NEUTRAL	0- 0		0- 0		0- 0	

RPI	S	Opponent	Score	RPI	S	Opponent	Score	RPI	S	Opponent	Score	RPI	S	Opponent	Score	Team's RPI: 185
15	H	Marquette	74 83	29	A	Indiana	66 68	53	H	Green Bay	62 76	121	H	Youngstown St.	71 68	
22	H	Florida St.	62 87	46	A	Saint Mary's (CA)	71 73	81	A	Wright St.	57 61	131	A	Fresno St.	48 65	
												162	H	Wisconsin	57 68	
												186	N	UC Riverside	56 54	
												217	A	North Dakota	64 46	
												262	H	Columbia	78 65	
												266	H	Cleveland St.	59 53	
												279	A	Northern Ky.	54 55	
												296	A	Oakland	79 52	
												311	A	North Dakota St.	57 55	
												329	A	Detroit Mercy	62 44	
												338	H	Purdue Fort Wayne	70 48	

LAST 12 Division I GAMES:																
279	A	Northern Ky.	54 55	329	A	Detroit Mercy	62 44									
53	H	Green Bay	62 76	296	A	Oakland	79 52									
22	H	Florida St.	62 87	266	H	Cleveland St.	59 53									
311	A	North Dakota St.	57 55	121	H	Youngstown St.	71 68									
217	A	North Dakota	64 46	81	A	Wright St.	57 61									
338	H	Purdue Fort Wayne	70 48	15	H	Marquette	74 83									

Non-Div I Games:

Milwaukee

Average RPI Win:	206	WON-LOST	WINNING	LAST 10	STRENGTH OF	OPP. STRENGTH	TEAM	ADJ.	CONF.	ADJ CONF.
Average RPI Loss:	68	RECORD	PCT. RANK	GAMES	SCHEDULE	OF SCHEDULE	RPI	RPI	RPI	RPI
DIV. I ONLY	13- 5	58	5-5	200	79	106	106	4	4	
DIV. I NON-CONF.	11- 0	1	0- 0	303	162	57	57	5	5	

TOTALS	RPI 1-25	RPI 26-50	W-L RECORDS	RPI 51-100	RPI 101-150	RPI 150+				
13- 5	1- 1	0- 1	OVERALL	1- 2	0- 0	11- 1				
10- 2	1- 1	0- 0	HOME	0- 0	0- 0	9- 1				
3- 3	0- 0	0- 1	AWAY	1- 2	0- 0	2- 0				
0- 0	0- 0	0- 0	NEUTRAL	0- 0	0- 0	0- 0				
11- 0	1- 0	0- 0	NON-CONFERENCE	1- 0	0- 0	9- 0				
9- 0	1- 0	0- 0	HOME	0- 0	0- 0	8- 0				
2- 0	0- 0	0- 0	AWAY	1- 0	0- 0	1- 0				
0- 0	0- 0	0- 0	NEUTRAL	0- 0	0- 0	0- 0				
2- 5	0- 1	0- 1	CONFERENCE	0- 2	0- 0	2- 1				
1- 2	0- 1	0- 0	HOME	0- 0	0- 0	1- 1				
1- 3	0- 0	0- 1	AWAY	0- 2	0- 0	1- 0				
0- 0	0- 0	0- 0	NEUTRAL	0- 0	0- 0	0- 0				

RPI 1-25				RPI 26-50				RPI 51-100				RPI 101+ Team's RPI: 106			
RPI	S	Opponent	Score	RPI	S	Opponent	Score	RPI	S	Opponent	Score	RPI	S	Opponent	Score
6	H	Syracuse	72 68	28	A	Michigan St.	68 86	63	A	Michigan	60 76	162	A	Wisconsin	78 50
12	H	Iowa	63 81					72	A	Nebraska	57 63	162	H	Wisconsin	74 56
								77	A	Boston College	77 69	166	H	Illinois	62 66
												171	H	Rhode Island	91 71
												175	A	Xavier	78 53
												200	H	Cornell	65 45
												219	H	Air Force	67 50
												241	H	San Diego	53 48
												305	H	Coppin St.	84 52
												308	H	New Hampshire	70 47
												316	H	Incarnate Word	75 39
												342	H	Ark.-Pine Bluff	84 42

LAST 12 Division I GAMES:															
63	A	Michigan	60 76	72	A	Nebraska	57 63								
162	H	Wisconsin	74 56	162	A	Wisconsin	78 50								
171	H	Rhode Island	91 71	12	H	Iowa	63 81								
305	H	Coppin St.	84 52	28	A	Michigan St.	68 86								
77	A	Boston College	77 69	166	H	Illinois	62 66								
316	H	Incarnate Word	75 39	219	H	Air Force	67 50								

Non-Div I Games:

Minnesota

Average RPI	Win:	132	WON-LOST	WINNING	LAST 10	STRENGTH OF	OPP. STRENGTH	TEAM	ADJ.	CONF.	ADJ CONF.
Average RPI	Loss:	3	RECORD	PCT. RANK	GAMES	SCHEDULE	OF SCHEDULE	RPI	RPI	RPI	RPI
DIV. I ONLY		17- 1		3	9-1	33	41	9	9	6	6
DIV. I NON-CONF.		12- 1		10	0- 0	118	37	14	14	6	6

TOTALS	RPI 1-25		RPI 26-50		W-L RECORDS	RPI 51-100		RPI 101-150		RPI 150+	
17- 1	4- 1		2- 0		OVERALL	2- 0		3- 0		6- 0	
10- 0	3- 0		0- 0		HOME	1- 0		1- 0		5- 0	
7- 1	1- 1		2- 0		AWAY	1- 0		2- 0		1- 0	
0- 0	0- 0		0- 0		NEUTRAL	0- 0		0- 0		0- 0	
12- 1	2- 1		0- 0		NON-CONFERENCE	2- 0		2- 0		6- 0	
7- 0	1- 0		0- 0		HOME	1- 0		0- 0		5- 0	
5- 1	1- 1		0- 0		AWAY	1- 0		2- 0		1- 0	
0- 0	0- 0		0- 0		NEUTRAL	0- 0		0- 0		0- 0	
5- 0	2- 0		2- 0		CONFERENCE	0- 0		1- 0		0- 0	
3- 0	2- 0		0- 0		HOME	0- 0		1- 0		0- 0	
2- 0	0- 0		2- 0		AWAY	0- 0		0- 0		0- 0	
0- 0	0- 0		0- 0		NEUTRAL	0- 0		0- 0		0- 0	

RPI	S	Opponent	Score	RPI	S	Opponent	Score	RPI	S	Opponent	Score	RPI	S	Opponent	Score
3	A	Oregon	74 82	47	A	Auburn	85 59	60	H	Lamar University	104 53	101	A	Little Rock	98 63
15	H	Marquette	87 82	50	A	Arkansas	93 69	98	A	Virginia	72 44	111	A	Washington	103 56
18	H	South Carolina	89 74									119	H	Georgia	80 71
23	A	Texas	67 49									211	A	Southern Miss.	86 42
25	H	Kentucky	86 71									220	H	Southeast Mo. St.	88 53
												247	H	Furman	106 41
												263	H	Louisiana	104 36
												305	H	Coppin St.	110 38
												334	H	Jackson St.	105 38

LAST 12 Division I GAMES:															
263	H	Louisiana	104 36	18	H	South Carolina	89 74								
111	A	Washington	103 56	47	A	Auburn	85 59								
3	A	Oregon	74 82	119	H	Georgia	80 71								
211	A	Southern Miss.	86 42	25	H	Kentucky	86 71								
15	H	Marquette	87 82	50	A	Arkansas	93 69								
23	A	Texas	67 49	101	A	Little Rock	98 63								

Non-Div I Games:

Mississippi St.

Average RPI Win:	293	WON-LOST	WINNING	LAST 10	STRENGTH OF	OPP. STRENGTH	TEAM	ADJ.	CONF.	ADJ CONF.
Average RPI Loss:	190	RECORD	PCT. RANK	GAMES	SCHEDULE	OF SCHEDULE	RPI	RPI	RPI	RPI
DIV. I ONLY	3- 13	311	2-8	245	338	300	300	30	30	
DIV. I NON-CONF.	1- 10	330	0- 0	97	333	271	271	26	26	

TOTALS	RPI 1-25	RPI 26-50	W-L RECORDS	RPI 51-100	RPI 101-150	RPI 150+				
3- 13	0- 0	0- 0	OVERALL	0- 3	0- 1	3- 9				
1- 2	0- 0	0- 0	HOME	0- 0	0- 0	1- 2				
2- 10	0- 0	0- 0	AWAY	0- 2	0- 1	2- 7				
0- 1	0- 0	0- 0	NEUTRAL	0- 1	0- 0	0- 0				
1- 10	0- 0	0- 0	NON-CONFERENCE	0- 3	0- 1	1- 6				
0- 1	0- 0	0- 0	HOME	0- 0	0- 0	0- 1				
1- 8	0- 0	0- 0	AWAY	0- 2	0- 1	1- 5				
0- 1	0- 0	0- 0	NEUTRAL	0- 1	0- 0	0- 0				
2- 3	0- 0	0- 0	CONFERENCE	0- 0	0- 0	2- 3				
1- 1	0- 0	0- 0	HOME	0- 0	0- 0	1- 1				
1- 2	0- 0	0- 0	AWAY	0- 0	0- 0	1- 2				
0- 0	0- 0	0- 0	NEUTRAL	0- 0	0- 0	0- 0				

RPI 1-25				RPI 26-50				RPI 51-100				RPI 101+ Team's RPI: 300							
RPI	S	Opponent	Score	RPI	S	Opponent	Score	RPI	S	Opponent	Score	RPI	S	Opponent	Score				
								61	A	TCU	47	96	143	A	UT Martin	51	110		
								70	A	Middle Tenn.	51	101	158	H	North Ala.	72	86		
								90	N	Troy	54	75	165	A	Arkansas St.	57	60		
													182	A	Southern U.	67	74		
													211	A	Southern Miss.	60	67		
													212	A	Nicholls St.	47	72		
													224	A	SMU	47	62		
													225	H	Alabama St.	64	62		
													283	H	Alabama A&M	60	80		
													313	A	Austin Peay	95	89		
													322	A	La. -Monroe	65	72		
													342	A	Ark. -Pine Bluff	62	56		
													350	A	Alcorn	63	73		
LAST 12 Division I GAMES:																			
143	A	UT Martin	51	110	182	A	Southern U.	67	74	350	A	Alcorn	63	73	225	H	Alabama St.	64	62
158	H	North Ala.	72	86	283	H	Alabama A&M	60	80	342	A	Ark. -Pine Bluff	62	56	212	A	Nicholls St.	47	72
165	A	Arkansas St.	57	60	211	A	Southern Miss.	60	67	90	N	Troy	54	75					

Non-Div I Games:

Mississippi Val.

Missouri

Missouri				Through Games Of Jan. 21, 2019											
Average RPI	Win:	135	WON-LOST	WINNING	LAST 10	STRENGTH OF	OPP. STRENGTH	TEAM	ADJ.	CONF.	ADJ CONF.				
Average RPI	Loss:	75	RECORD	PCT. RANK	GAMES	SCHEDULE	OF SCHEDULE	RPI	RPI	RPI	RPI				
DIV. I ONLY		15- 5		46	7-3	62	51	34	34	6	6				
DIV. I NON-CONF.		11- 3		56	1- 0	81	63	41	41	6	6				

TOTALS		RPI 1-25	RPI 26-50		W-L RECORDS		RPI 51-100		RPI 101-150		RPI 150+				
15- 5	0- 1	2- 1		OVERALL		4- 2		2- 0		7- 1					
8- 2	0- 0	1- 1		HOME		1- 1		2- 0		4- 0					
5- 2	0- 1	1- 0		AWAY		1- 0		0- 0		3- 1					
2- 1	0- 0	0- 0		NEUTRAL		2- 1		0- 0		0- 0					
11- 3	0- 0	0- 1		NON-CONFERENCE		4- 2		1- 0		6- 0					
5- 2	0- 0	0- 1		HOME		1- 1		1- 0		3- 0					
4- 0	0- 0	0- 0		AWAY		1- 0		0- 0		3- 0					
2- 1	0- 0	0- 0		NEUTRAL		2- 1		0- 0		0- 0					
4- 2	0- 1	2- 0		CONFERENCE		0- 0		1- 0		1- 1					
3- 0	0- 0	1- 0		HOME		0- 0		1- 0		1- 0					
1- 2	0- 1	1- 0		AWAY		0- 0		0- 0		0- 1					
0- 0	0- 0	0- 0		NEUTRAL		0- 0		0- 0		0- 0					

RPI 1-25			RPI 26-50			Team's RPI: 34			RPI 51-100			RPI 101+			
RPI	S	Opponent	Score	RPI	S	Opponent	Score	RPI	S	Opponent	Score	RPI	S	Opponent	Score
18	A	South Carolina	65 79	27	H	South Dakota	61 74	51	N	Duke	62 54	119	H	Georgia	61 35
				45	A	Tennessee	66 64	53	H	Green Bay	49 56	136	H	Texas St.	69 50
				50	H	Arkansas	71 53	63	N	Michigan	54 70	165	H	Arkansas St.	70 50
								69	N	Quinnipiac	65 51	166	A	Illinois	67 45
								96	H	Missouri St.	65 61	192	H	UMKC	66 59
								99	A	West Virginia	68 51	193	H	Ole Miss	78 55
												199	H	SIUE	59 36
												208	A	Saint Louis	74 62
												213	A	Florida	56 58
												238	A	Western Ill.	89 64

LAST 12 Division I GAMES:															
50	H	Arkansas	71 53	51	N	Duke	62 54								
45	A	Tennessee	66 64	69	N	Quinnipiac	65 51								
193	H	Ole Miss	78 55	18	A	South Carolina	65 79								
165	H	Arkansas St.	70 50	119	H	Georgia	61 35								
166	A	Illinois	67 45	213	A	Florida	56 58								
136	H	Texas St.	69 50	27	H	South Dakota	61 74								

Missouri

Non-Div I Games:

Missouri

Average RPI Win:	183	WON-LOST	WINNING	LAST 10	STRENGTH OF	OPP. STRENGTH	TEAM	ADJ.	CONF.	ADJ CONF.
Average RPI Loss:	105	RECORD	PCT. RANK	GAMES	SCHEDULE	OF SCHEDULE	RPI	RPI	RPI	RPI
DIV. I ONLY	9- 7	136	8-2	69	144	96	96	12	12	
DIV. I NON-CONF.	4- 7	228	0- 0	53	57	154	154	14	14	

TOTALS	RPI 1-25	RPI 26-50	W-L RECORDS	RPI 51-100	RPI 101-150	RPI 150+				
9- 7	0- 1	0- 3	OVERALL	0- 0	2- 0	7- 3				
5- 2	0- 1	0- 1	HOME	0- 0	1- 0	4- 0				
2- 5	0- 0	0- 2	AWAY	0- 0	0- 0	2- 3				
2- 0	0- 0	0- 0	NEUTRAL	0- 0	1- 0	1- 0				
4- 7	0- 1	0- 3	NON-CONFERENCE	0- 0	2- 0	2- 3				
2- 2	0- 1	0- 1	HOME	0- 0	1- 0	1- 0				
0- 5	0- 0	0- 2	AWAY	0- 0	0- 0	0- 3				
2- 0	0- 0	0- 0	NEUTRAL	0- 0	1- 0	1- 0				
5- 0	0- 0	0- 0	CONFERENCE	0- 0	0- 0	5- 0				
3- 0	0- 0	0- 0	HOME	0- 0	0- 0	3- 0				
2- 0	0- 0	0- 0	AWAY	0- 0	0- 0	2- 0				
0- 0	0- 0	0- 0	NEUTRAL	0- 0	0- 0	0- 0				

RPI 1-25				RPI 26-50				RPI 51-100				RPI 101+			
RPI	S	Opponent	Score	RPI	S	Opponent	Score	RPI	S	Opponent	Score	RPI	S	Opponent	Score
10	H	Gonzaga	67 70	27	H	South Dakota	74 85					101	H	Little Rock	48 44
				29	A	Indiana	74 98					134	N	Louisiana Tech	82 70
				34	A	Missouri	61 65					159	H	Indiana St.	71 58
												168	H	Southern Ill.	66 51
												173	A	Bradley	68 56
												174	A	Santa Clara	73 77
												183	A	Illinois St.	59 47
												188	H	Ball St.	74 54
												190	A	North Texas	76 83
												199	N	SIUE	68 65
												269	A	Wichita St.	60 63
												344	H	Evansville	88 66
LAST 12 Division I GAMES:															
101	H	Little Rock	48 44	183	A	Illinois St.	59 47								
199	N	SIUE	68 65	173	A	Bradley	68 56								
134	N	Louisiana Tech	82 70	168	H	Southern Ill.	66 51								
10	H	Gonzaga	67 70	344	H	Evansville	88 66								
29	A	Indiana	74 98	159	H	Indiana St.	71 58								
27	H	South Dakota	74 85	190	A	North Texas	76 83								

Non-Div I Games:

Missouri St.

Average RPI Win:	243	WON-LOST	WINNING	LAST 10	STRENGTH OF	OPP. STRENGTH	TEAM	ADJ.	CONF.	ADJ CONF.
Average RPI Loss:	171	RECORD	PCT. RANK	GAMES	SCHEDULE	OF SCHEDULE	RPI	RPI	RPI	RPI

DIV. I ONLY	5- 11	259	3-7	199	254	249	249	27	27
DIV. I NON-CONF.	4- 7	228	0- 0	205	256	238	238	28	28
TOTALS	RPI 1-25	RPI 26-50	W-L RECORDS	RPI 51-100	RPI 101-150	RPI 150+			
5- 11	0- 0	0- 0	OVERALL	0- 4	0- 2	5- 5			
2- 5	0- 0	0- 0	HOME	0- 2	0- 0	2- 3			
3- 6	0- 0	0- 0	AWAY	0- 2	0- 2	3- 2			
0- 0	0- 0	0- 0	NEUTRAL	0- 0	0- 0	0- 0			
4- 7	0- 0	0- 0	NON-CONFERENCE	0- 3	0- 1	4- 3			
2- 3	0- 0	0- 0	HOME	0- 2	0- 0	2- 1			
2- 4	0- 0	0- 0	AWAY	0- 1	0- 1	2- 2			
0- 0	0- 0	0- 0	NEUTRAL	0- 0	0- 0	0- 0			
1- 4	0- 0	0- 0	CONFERENCE	0- 1	0- 1	1- 2			
0- 2	0- 0	0- 0	HOME	0- 0	0- 0	0- 2			
1- 2	0- 0	0- 0	AWAY	0- 1	0- 1	1- 0			
0- 0	0- 0	0- 0	NEUTRAL	0- 0	0- 0	0- 0			

RPI 1-25	RPI 26-50	RPI 51-100	RPI 101+ Team's RPI: 249
RPI S Opponent Score	RPI S Opponent Score	RPI S Opponent Score	RPI S Opponent Score
		52 H Bucknell 32 70	135 A Marist 45 69
		69 A Quinnipiac 38 67	139 A Lehigh 48 63
		71 A Virginia Tech 49 82	196 H Navy 68 67
		89 H Princeton 47 79	197 A George Washington 55 51
			201 H Rider 43 55
			209 A Sacred Heart 55 50
			222 A East Carolina 67 73
			260 H Siena 68 77
			284 H Albany (NY) 64 56
			306 H Loyola Maryland 67 75
			327 A Iona 55 38
			332 A Lafayette 69 73
LAST 12 Division I GAMES:			
306 H Loyola Maryland 67 75	260 H Siena 68 77		
196 H Navy 68 67	135 A Marist 45 69		
89 H Princeton 47 79	69 A Quinnipiac 38 67		
332 A Lafayette 69 73	201 H Rider 43 55		
197 A George Washington 55 51	327 A Iona 55 38		
209 A Sacred Heart 55 50	284 H Albany (NY) 64 56		

Non-Div I Games:

Monmouth

Average RPI Win:	203	WON-LOST	WINNING	LAST 10	STRENGTH OF	OPP. STRENGTH	TEAM	ADJ.	CONF.	ADJ CONF.
Average RPI Loss:	90	RECORD	PCT. RANK	GAMES	SCHEDULE	OF SCHEDULE	RPI	RPI	RPI	RPI

DIV. I ONLY	8- 7	148	6-4	115	124	145	145	15	15
DIV. I NON-CONF.	4- 4	162	1- 0	40	86	79	79	12	12

TOTALS	RPI 1-25	RPI 26-50	W-L RECORDS	RPI 51-100	RPI 101-150	RPI 150+			
8- 7	0- 1	0- 1	OVERALL	1- 1	2- 3	5- 1			
5- 3	0- 0	0- 1	HOME	1- 0	2- 1	2- 1			
2- 4	0- 1	0- 0	AWAY	0- 1	0- 2	2- 0			
1- 0	0- 0	0- 0	NEUTRAL	0- 0	0- 0	1- 0			
4- 4	0- 1	0- 1	NON-CONFERENCE	1- 1	1- 1	2- 0			
2- 1	0- 0	0- 1	HOME	1- 0	1- 0	0- 0			
1- 3	0- 1	0- 0	AWAY	0- 1	0- 1	1- 0			
1- 0	0- 0	0- 0	NEUTRAL	0- 0	0- 0	1- 0			
4- 3	0- 0	0- 0	CONFERENCE	0- 0	1- 2	3- 1			
3- 2	0- 0	0- 0	HOME	0- 0	1- 1	2- 1			
1- 1	0- 0	0- 0	AWAY	0- 0	0- 1	1- 0			
0- 0	0- 0	0- 0	NEUTRAL	0- 0	0- 0	0- 0			

RPI S Opponent Score	RPI S Opponent Score	RPI S Opponent Score	RPI S Opponent Score
10 A Gonzaga 52 76	27 H South Dakota 41 64	57 A Arizona 51 100	95 H Northern Ill. 86 70
Team's RPI: 145			
		104 H UC Davis 62 56	108 H Northern Colo. 62 73
		111 A Washington 54 69	130 H Idaho 82 79
		142 A Portland St. 60 78	176 H Eastern Wash. 62 68
		210 H Southern Utah 79 57	243 A Sacramento St. 88 86
		253 N Saint Francis (PA) 79 77	255 H Northern Ariz. 78 62
		337 A Grand Canyon 69 47	
LAST 12 Division I GAMES:			
142 A Portland St. 60 78	253 N Saint Francis (PA) 79 77	104 H UC Davis 62 56	130 H Idaho 82 79
243 A Sacramento St. 88 86	104 H UC Davis 62 56	130 H Idaho 82 79	108 H Northern Colo. 62 73
210 H Southern Utah 79 57	130 H Idaho 82 79	108 H Northern Colo. 62 73	176 H Eastern Wash. 62 68
255 H Northern Ariz. 78 62	108 H Northern Colo. 62 73	176 H Eastern Wash. 62 68	57 A Arizona 51 100
111 A Washington 54 69	176 H Eastern Wash. 62 68	57 A Arizona 51 100	
337 A Grand Canyon 69 47	57 A Arizona 51 100		

Non-Div I Games: Providence (MT) 90 45

Montana

Average RPI	Win: 213	WON-LOST	WINNING	LAST 10	STRENGTH OF	OPP. STRENGTH	TEAM	ADJ.	CONF.	ADJ CONF.
Average RPI	Loss: 89	RECORD	PCT. RANK	GAMES	SCHEDULE	OF SCHEDULE	RPI	RPI	RPI	RPI
DIV. I ONLY	8- 8	165	5-5	148	92	153	153	15	15	
DIV. I NON-CONF.	4- 5	190	1- 0	94	41	110	110	12	12	

TOTALS	RPI 1-25	RPI 26-50	W-L RECORDS	RPI 51-100	RPI 101-150	RPI 150+				
8- 8	0- 1	0- 1	OVERALL	0- 3	2- 2	6- 1				
4- 3	0- 0	0- 1	HOME	0- 0	0- 1	4- 1				
3- 5	0- 1	0- 0	AWAY	0- 3	2- 1	1- 0				
1- 0	0- 0	0- 0	NEUTRAL	0- 0	0- 0	1- 0				
4- 5	0- 1	0- 1	NON-CONFERENCE	0- 3	1- 0	3- 0				
2- 1	0- 0	0- 1	HOME	0- 0	0- 0	2- 0				
1- 4	0- 1	0- 0	AWAY	0- 3	1- 0	0- 0				
1- 0	0- 0	0- 0	NEUTRAL	0- 0	0- 0	1- 0				
4- 3	0- 0	0- 0	CONFERENCE	0- 0	1- 2	3- 1				
2- 2	0- 0	0- 0	HOME	0- 0	0- 1	2- 1				
2- 1	0- 0	0- 0	AWAY	0- 0	1- 1	1- 0				
0- 0	0- 0	0- 0	NEUTRAL	0- 0	0- 0	0- 0				

RPI 1-25				RPI 26-50				RPI 51-100				RPI 101+ Team's RPI: 153			
RPI	S	Opponent	Score	RPI	S	Opponent	Score	RPI	S	Opponent	Score	RPI	S	Opponent	Score
15	A	Marquette	52 100	26	H	South Dakota St.	67 88	61	A	TCU	49 71	108	A	Northern Colo.	79 66
								78	A	Wyoming	58 66	130	H	Idaho	66 82
								86	A	SFA	53 60	136	A	Texas St.	67 59
												142	A	Portland St.	53 55
												176	H	Eastern Wash.	87 89
												191	N	Delaware	69 60
												210	H	Southern Utah	69 64
												243	A	Sacramento St.	69 53
												255	H	Northern Ariz.	80 70
												258	H	Long Beach St.	85 62
												299	H	Omaha	59 56
LAST 12 Division I GAMES:															
142	A	Portland St.	53 55	136	A	Texas St.	67 59	176	H	Eastern Wash.	87 89	108	A	Northern Colo.	79 66
255	H	Northern Ariz.	80 70	176	H	Eastern Wash.	87 89	130	H	Idaho	66 82	255	H	Northern Ariz.	80 70
210	H	Southern Utah	69 64	108	A	Northern Colo.	79 66	136	A	Texas St.	67 59	258	H	Long Beach St.	85 62
26	H	South Dakota St.	67 88	130	H	Idaho	66 82	243	A	Sacramento St.	69 53	299	H	Omaha	59 56
299	H	Omaha	59 56	243	A	Sacramento St.	69 53	86	A	SFA	53 60				
61	A	TCU	49 71	86	A	SFA	53 60								

Non-Div I Games: Carroll (MT) 64 48

Montana St.

Average RPI Win:	265	WON-LOST	WINNING	LAST 10	STRENGTH OF	OPP. STRENGTH	TEAM	ADJ.	CONF.	ADJ CONF.
Average RPI Loss:	157	RECORD	PCT. RANK	GAMES	SCHEDULE	OF SCHEDULE	RPI	RPI	RPI	RPI
DIV. I ONLY	11- 6	90	6-4	281	294	164	164	22	22	
DIV. I NON-CONF.	7- 4	109	0- 0	281	307	179	179	20	20	

TOTALS	RPI 1-25	RPI 26-50	W-L RECORDS	RPI 51-100	RPI 101-150	RPI 150+				
11- 6	0- 2	0- 0	OVERALL	0- 1	2- 0	9- 3				
6- 1	0- 0	0- 0	HOME	0- 0	1- 0	5- 1				
5- 5	0- 2	0- 0	AWAY	0- 1	1- 0	4- 2				
0- 0	0- 0	0- 0	NEUTRAL	0- 0	0- 0	0- 0				
7- 4	0- 2	0- 0	NON-CONFERENCE	0- 0	1- 0	6- 2				
4- 1	0- 0	0- 0	HOME	0- 0	0- 0	4- 1				
3- 3	0- 2	0- 0	AWAY	0- 0	1- 0	2- 1				
0- 0	0- 0	0- 0	NEUTRAL	0- 0	0- 0	0- 0				
4- 2	0- 0	0- 0	CONFERENCE	0- 1	1- 0	3- 1				
2- 0	0- 0	0- 0	HOME	0- 0	1- 0	1- 0				
2- 2	0- 0	0- 0	AWAY	0- 1	0- 0	2- 1				
0- 0	0- 0	0- 0	NEUTRAL	0- 0	0- 0	0- 0				

RPI 1-25				RPI 26-50				RPI 51-100				RPI 101+				Team's RPI: 164
RPI	S	Opponent	Score	RPI	S	Opponent	Score	RPI	S	Opponent	Score	RPI	S	Opponent	Score	
2	A	Baylor	58 96					75	A	Belmont	50 77	138	A	Radford	79 72	
25	A	Kentucky	57 87									143	H	UT Martin	85 75	
												220	H	Southeast Mo. St.	82 54	
												233	A	Gardner-Webb	84 69	
												253	A	Saint Francis (PA)	83 89	
												268	A	N. C. A&T	72 67	
												276	H	St. Francis Brooklyn	94 101	
												285	A	Murray St.	83 61	
												301	A	Tennessee St.	85 62	
												309	H	Valparaiso	68 62	
												313	A	Austin Peay	80 81	
												331	H	Lipscomb	79 44	
												343	H	Chicago St.	104 68	
												344	H	Evansville	85 63	
LAST 12 Division I GAMES:																
285	A	Murray St.	83 61	143	H	UT Martin	85 75									
331	H	Lipscomb	79 44	220	H	Southeast Mo. St.	82 54									
253	A	Saint Francis (PA)	83 89	301	A	Tennessee St.	85 62									
138	A	Radford	79 72	75	A	Belmont	50 77									
2	A	Baylor	58 96	313	A	Austin Peay	80 81									
344	H	Evansville	85 63	25	A	Kentucky	57 87									

Non-Div I Games: Alice Lloyd 121 56 Ky. Christian 119 28

Morehead St.

Average RPI Win:	320	WON-LOST	WINNING	LAST 10	STRENGTH OF	OPP. STRENGTH	TEAM	ADJ.	CONF.	ADJ CONF.
Average RPI Loss:	176	RECORD	PCT. RANK	GAMES	SCHEDULE	OF SCHEDULE	RPI	RPI	RPI	RPI
DIV. I ONLY	4- 14	301	4-6	256	320	318	318	32	32	
DIV. I NON-CONF.	1- 11	335	0- 1	179	214	329	329	32	32	

TOTALS	RPI 1-25	RPI 26-50	W-L RECORDS	RPI 51-100	RPI 101-150	RPI 150+				
4- 14	0- 1	0- 0	OVERALL	0- 4	0- 2	4- 7				
3- 3	0- 0	0- 0	HOME	0- 0	0- 0	3- 3				
1- 8	0- 0	0- 0	AWAY	0- 4	0- 1	1- 3				
0- 3	0- 1	0- 0	NEUTRAL	0- 0	0- 1	0- 1				
1- 11	0- 1	0- 0	NON-CONFERENCE	0- 4	0- 2	1- 4				
1- 2	0- 0	0- 0	HOME	0- 0	0- 0	1- 2				
0- 6	0- 0	0- 0	AWAY	0- 4	0- 1	0- 1				
0- 3	0- 1	0- 0	NEUTRAL	0- 0	0- 1	0- 1				
3- 3	0- 0	0- 0	CONFERENCE	0- 0	0- 0	3- 3				
2- 1	0- 0	0- 0	HOME	0- 0	0- 0	2- 1				
1- 2	0- 0	0- 0	AWAY	0- 0	0- 0	1- 2				
0- 0	0- 0	0- 0	NEUTRAL	0- 0	0- 0	0- 0				

RPI 1-25				RPI 26-50				RPI 51-100				RPI 101+				Team's RPI: 318
RPI	S	Opponent	Score	RPI	S	Opponent	Score	RPI	S	Opponent	Score	RPI	S	Opponent	Score	
24	N	Maryland	44 68					63	A	Michigan	47 70	110	A	Western Ky.	43 90	
								86	A	SFA	42 69	119	N	Georgia	33 60	
								93	A	Hartford	59 80	216	H	UMES	68 73	
								99	A	West Virginia	37 72	221	A	Howard	56 79	
												241	N	Niagara	57 67	
												268	A	N.C. A&T	29 62	
												289	H	UMass Lowell	61 49	
												295	H	Central Conn. St.	36 60	
												304	H	South Carolina St.	62 51	
												310	A	FIU	50 59	
												314	H	UMBC	68 73	
												339	H	Savannah St.	63 47	
												349	A	N.C. Central	65 62	

LAST 12 Division I GAMES:																
339	H	Savannah St.	63 47	241	N	Niagara	57 67									
216	H	UMES	68 73	349	A	N.C. Central	65 62									
289	H	UMass Lowell	61 49	268	A	N.C. A&T	29 62									
314	H	UMBC	68 73	221	A	Howard	56 79									
99	A	West Virginia	37 72	304	H	South Carolina St.	62 51									
63	A	Michigan	47 70	310	A	FIU	50 59									

Non-Div I Games: Washington Adventist 60 43 Lincoln (PA) 46 51

Morgan St.

Average RPI Win:	248	WON-LOST	WINNING	LAST 10	STRENGTH OF	OPP. STRENGTH	TEAM	ADJ.	CONF.	ADJ CONF.
Average RPI Loss:	198	RECORD	PCT. RANK	GAMES	SCHEDULE	OF SCHEDULE	RPI	RPI	RPI	RPI
DIV. I ONLY	7- 9	205	4-6	292	317	234	234	31	31	
DIV. I NON-CONF.	5- 5	162	0- 0	164	290	155	155	31	31	

TOTALS	RPI 1-25	RPI 26-50	W-L RECORDS	RPI 51-100	RPI 101-150	RPI 150+				
7- 9	0- 0	0- 0	OVERALL	0- 2	2- 1	5- 6				
3- 2	0- 0	0- 0	HOME	0- 0	2- 0	1- 2				
4- 7	0- 0	0- 0	AWAY	0- 2	0- 1	4- 4				
0- 0	0- 0	0- 0	NEUTRAL	0- 0	0- 0	0- 0				
5- 5	0- 0	0- 0	NON-CONFERENCE	0- 2	2- 1	3- 2				
2- 1	0- 0	0- 0	HOME	0- 0	2- 0	0- 1				
3- 4	0- 0	0- 0	AWAY	0- 2	0- 1	3- 1				
0- 0	0- 0	0- 0	NEUTRAL	0- 0	0- 0	0- 0				
2- 4	0- 0	0- 0	CONFERENCE	0- 0	0- 0	2- 4				
1- 1	0- 0	0- 0	HOME	0- 0	0- 0	1- 1				
1- 3	0- 0	0- 0	AWAY	0- 0	0- 0	1- 3				
0- 0	0- 0	0- 0	NEUTRAL	0- 0	0- 0	0- 0				

RPI 1-25				RPI 26-50				RPI 51-100				RPI 101+				Team's RPI: 234
RPI	S	Opponent	Score	RPI	S	Opponent	Score	RPI	S	Opponent	Score	RPI	S	Opponent	Score	
								63	A	Michigan	40 88	103	H	Towson	87 78	
								71	A	Virginia Tech	51 83	138	H	Radford	89 77	
												147	A	Duquesne	64 73	
												201	A	Rider	67 85	
												216	H	UMES	73 86	
												233	A	Gardner-Webb	69 62	
												235	A	Robert Morris	58 70	
												253	A	Saint Francis (PA)	66 68	
												280	H	Bryant	68 73	
												295	H	Central Conn. St.	84 53	
												306	A	Loyola Maryland	77 67	
												314	A	UMBC	65 52	
												317	A	Wagner	76 92	
												347	A	Fairleigh Dickinson	63 47	
LAST 12 Division I GAMES:																
235	A	Robert Morris	58 70	347	A	Fairleigh Dickinson	63 47									
138	H	Radford	89 77	317	A	Wagner	76 92									
216	H	UMES	73 86	295	H	Central Conn. St.	84 53									
71	A	Virginia Tech	51 83	280	H	Bryant	68 73									
314	A	UMBC	65 52	253	A	Saint Francis (PA)	66 68									
233	A	Gardner-Webb	69 62	306	A	Loyola Maryland	77 67									

Non-Div I Games: Washington Col. 74 50

Mt. St. Mary's

Average RPI Win:	305	WON-LOST	WINNING	LAST 10	STRENGTH OF	OPP. STRENGTH	TEAM	ADJ.	CONF.	ADJ CONF.
Average RPI Loss:	148	RECORD	PCT. RANK	GAMES	SCHEDULE	OF SCHEDULE	RPI	RPI	RPI	RPI
DIV. I ONLY	4- 11	286	3-7	239	227	285	285	22	22	
DIV. I NON-CONF.	2- 7	288	0- 0	173	176	292	292	20	20	

TOTALS	RPI 1-25	RPI 26-50	W-L RECORDS	RPI 51-100	RPI 101-150	RPI 150+				
4- 11	0- 2	0- 1	OVERALL	0- 0	0- 1	4- 7				
3- 3	0- 0	0- 0	HOME	0- 0	0- 0	3- 3				
1- 8	0- 2	0- 1	AWAY	0- 0	0- 1	1- 4				
0- 0	0- 0	0- 0	NEUTRAL	0- 0	0- 0	0- 0				
2- 7	0- 2	0- 1	NON-CONFERENCE	0- 0	0- 0	2- 4				
2- 2	0- 0	0- 0	HOME	0- 0	0- 0	2- 2				
0- 5	0- 2	0- 1	AWAY	0- 0	0- 0	0- 2				
0- 0	0- 0	0- 0	NEUTRAL	0- 0	0- 0	0- 0				
2- 4	0- 0	0- 0	CONFERENCE	0- 0	0- 1	2- 3				
1- 1	0- 0	0- 0	HOME	0- 0	0- 0	1- 1				
1- 3	0- 0	0- 0	AWAY	0- 0	0- 1	1- 2				
0- 0	0- 0	0- 0	NEUTRAL	0- 0	0- 0	0- 0				

RPI 1-25				RPI 26-50				RPI 51-100				RPI 101+ Team's RPI: 285			
RPI	S	Opponent	Score	RPI	S	Opponent	Score	RPI	S	Opponent	Score	RPI	S	Opponent	Score
21	A	Butler	65 86	45	A	Tennessee	77 98					143	A	UT Martin	67 75
25	A	Kentucky	49 88									164	H	Morehead St.	61 83
												165	A	Arkansas St.	63 74
												166	A	Illinois	52 84
												168	H	Southern Ill.	59 65
												199	A	SIUE	54 71
												220	A	Southeast Mo. St.	64 59
												250	A	Eastern Ill.	67 75
												283	H	Alabama A&M	53 59
												325	H	Eastern Ky.	81 63
												331	H	Lipscomb	97 61
												344	H	Evansville	81 53
LAST 12 Division I GAMES:															
164	H	Morehead St.	61 83	199	A	SIUE	54 71								
45	A	Tennessee	77 98	250	A	Eastern Ill.	67 75								
25	A	Kentucky	49 88	220	A	Southeast Mo. St.	64 59								
168	H	Southern Ill.	59 65	143	A	UT Martin	67 75								
166	A	Illinois	52 84	325	H	Eastern Ky.	81 63								
283	H	Alabama A&M	53 59	165	A	Arkansas St.	63 74								

Non-Div I Games: Oakland City 113 55 Bethel (TN) 86 50

Murray St.

Loss, Non-Conf, S Site, H Home A Away N Neutral

Average RPI Win:	300	WON-LOST	WINNING	LAST 10	STRENGTH OF	OPP. STRENGTH	TEAM	ADJ.	CONF.	ADJ CONF.
Average RPI Loss:	227	RECORD	PCT. RANK	GAMES	SCHEDULE	OF SCHEDULE	RPI	RPI	RPI	RPI
DIV. I ONLY	3- 14	316	3-7	343	313	349	349	32	32	
DIV. I NON-CONF.	2- 10	311	0- 0	297	298	344	344	32	32	
<hr/>										
TOTALS	RPI 1-25	RPI 26-50	W-L RECORDS	RPI 51-100	RPI 101-150	RPI 150+				
3- 14	0- 1	0- 0	OVERALL	0- 0	0- 1	3- 12				
3- 6	0- 0	0- 0	HOME	0- 0	0- 1	3- 5				
0- 7	0- 1	0- 0	AWAY	0- 0	0- 0	0- 6				
0- 1	0- 0	0- 0	NEUTRAL	0- 0	0- 0	0- 1				
2- 10	0- 1	0- 0	NON-CONFERENCE	0- 0	0- 1	2- 8				
2- 4	0- 0	0- 0	HOME	0- 0	0- 1	2- 3				
0- 5	0- 1	0- 0	AWAY	0- 0	0- 0	0- 4				
0- 1	0- 0	0- 0	NEUTRAL	0- 0	0- 0	0- 1				
1- 4	0- 0	0- 0	CONFERENCE	0- 0	0- 0	1- 4				
1- 2	0- 0	0- 0	HOME	0- 0	0- 0	1- 2				
0- 2	0- 0	0- 0	AWAY	0- 0	0- 0	0- 2				
0- 0	0- 0	0- 0	NEUTRAL	0- 0	0- 0	0- 0				

RPI 1-25				RPI 26-50				RPI 51-100				RPI 101+ Team's RPI: 349			
RPI	S	Opponent	Score	RPI	S	Opponent	Score	RPI	S	Opponent	Score	RPI	S	Opponent	Score
12	A	Iowa	39 106									117	H	UNCW	82 89
												156	A	High Point	69 80
												177	A	Georgia St.	54 65
												189	H	Elon	54 83
												205	H	Coastal Caro.	66 89
												216	A	UMES	49 59
												257	A	Memphis	56 77
												267	A	Winthrop	41 66
												273	H	Wofford	66 59
												277	H	Bethune-Cookman	50 67
												297	N	Kennesaw St.	54 78
												305	H	Coppin St.	62 57
												318	H	Morgan St.	62 65
												321	H	UNC Greensboro	66 57
												340	H	USC Upstate	63 82
												348	A	Delaware St.	61 71
<hr/>															
LAST 12 Division I GAMES:															
257	A	Memphis	56 77	318	H	Morgan St.	62 65								
297	N	Kennesaw St.	54 78	305	H	Coppin St.	62 57								
177	A	Georgia St.	54 65	348	A	Delaware St.	61 71								
273	H	Wofford	66 59	216	A	UMES	49 59								
321	H	UNC Greensboro	66 57	277	H	Bethune-Cookman	50 67								
205	H	Coastal Caro.	66 89	340	H	USC Upstate	63 82								

Non-Div I Games: Wilberforce 55 49

N. C. Central

N
C
S
t
a
t
e

NC State					Through Games Of Jan. 21, 2019										
Average RPI	Win:	102	WON-LOST	WINNING	LAST 10	STRENGTH OF	OPP. STRENGTH	TEAM	ADJ.	CONF.	ADJ CONF.				
Average RPI	Loss:	0	RECORD	PCT. RANK	GAMES	SCHEDULE	OF SCHEDULE	RPI	RPI	RPI	RPI				
DIV. I ONLY		18- 0		1	10-0	49	10	8	8	1	1				
DIV. I NON-CONF.		13- 0		1	0- 0	55	21	9	9	1	1				

TOTALS	RPI 1-25		RPI 26-50		W-L RECORDS	RPI 51-100		RPI 101-150		RPI 150+					
18- 0	0- 0		1- 0		OVERALL	11- 0		3- 0		3- 0					
12- 0	0- 0		0- 0		HOME	8- 0		2- 0		2- 0					
4- 0	0- 0		0- 0		AWAY	3- 0		1- 0		0- 0					
2- 0	0- 0		1- 0		NEUTRAL	0- 0		0- 0		1- 0					
13- 0	0- 0		1- 0		NON-CONFERENCE	6- 0		3- 0		3- 0					
9- 0	0- 0		0- 0		HOME	5- 0		2- 0		2- 0					
2- 0	0- 0		0- 0		AWAY	1- 0		1- 0		0- 0					
2- 0	0- 0		1- 0		NEUTRAL	0- 0		0- 0		1- 0					
5- 0	0- 0		0- 0		CONFERENCE	5- 0		0- 0		0- 0					
3- 0	0- 0		0- 0		HOME	3- 0		0- 0		0- 0					
2- 0	0- 0		0- 0		AWAY	2- 0		0- 0		0- 0					
0- 0	0- 0		0- 0		NEUTRAL	0- 0		0- 0		0- 0					

RPI 1-25		Team's RPI: 8		RPI 26-50				RPI 51-100				RPI 101+			
RPI	S	Opponent	Score	RPI	S	Opponent	Score	RPI	S	Opponent	Score	RPI	S	Opponent	Score
28	N	Michigan St.	78 74	51	H	Duke	63 51	129	A	Chattanooga	78 58				
				55	H	Old Domini on	85 56	138	H	Radford	75 58				
				63	H	Mi chi gan	66 55	148	H	Davi dson	75 45				
				68	H	Main e	84 46	172	H	Vanderbi l t	74 54				
				71	H	Vi rgi ni a Tech	70 61	197	N	George Washi ngton	69 61				
				75	H	Bel mont	77 62	207	H	Hampton	83 51				
				76	H	Kent St.	78 61								
				77	A	Boston Col lege	85 69								
				83	A	Georgetown	76 65								
				91	H	Pi ttsburgh	63 34								
				98	A	Vi rgi ni a	66 38								

LAST 12 Di vi si on I GAMES:															
148	H	Davi dson	75 45	71	H	Vi rgi ni a Tech	70 61								
129	A	Chattanooga	78 58	98	A	Vi rgi ni a	66 38								
68	H	Main e	84 46	91	H	Pi ttsburgh	63 34								
83	A	Georgetown	76 65	77	A	Boston Col lege	85 69								
207	H	Hampton	83 51	51	H	Duke	63 51								
55	H	Ol d Domi ni on	85 56	63	H	Mi chi gan	66 55								

N
C
S
t
a
t
e

Non-Di v I Games:

NC State

Average RPI Win:	307	WON-LOST	WINNING	LAST 10	STRENGTH OF	OPP. STRENGTH	TEAM	ADJ.	CONF.	ADJ CONF.
Average RPI Loss:	190	RECORD	PCT. RANK	GAMES	SCHEDULE	OF SCHEDULE	RPI	RPI	RPI	RPI
DIV. I ONLY	5- 12	271	4-6	290	333	315	315	25	25	
DIV. I NON-CONF.	3- 10	278	0- 0	294	331	319	319	27	27	

TOTALS	RPI 1-25	RPI 26-50	W-L RECORDS	RPI 51-100	RPI 101-150	RPI 150+				
5- 12	0- 0	0- 0	OVERALL	0- 4	0- 0	5- 8				
3- 5	0- 0	0- 0	HOME	0- 2	0- 0	3- 3				
2- 7	0- 0	0- 0	AWAY	0- 2	0- 0	2- 5				
0- 0	0- 0	0- 0	NEUTRAL	0- 0	0- 0	0- 0				
3- 10	0- 0	0- 0	NON-CONFERENCE	0- 4	0- 0	3- 6				
1- 4	0- 0	0- 0	HOME	0- 2	0- 0	1- 2				
2- 6	0- 0	0- 0	AWAY	0- 2	0- 0	2- 4				
0- 0	0- 0	0- 0	NEUTRAL	0- 0	0- 0	0- 0				
2- 2	0- 0	0- 0	CONFERENCE	0- 0	0- 0	2- 2				
2- 1	0- 0	0- 0	HOME	0- 0	0- 0	2- 1				
0- 1	0- 0	0- 0	AWAY	0- 0	0- 0	0- 1				
0- 0	0- 0	0- 0	NEUTRAL	0- 0	0- 0	0- 0				

RPI 1-25				RPI 26-50				RPI 51-100				RPI 101+ Team's RPI: 315			
RPI	S	Opponent	Score	RPI	S	Opponent	Score	RPI	S	Opponent	Score	RPI	S	Opponent	Score
								76	H	Kent St.	40 57	158	A	North Ala.	60 72
								84	A	Penn	42 85	201	A	Ri der	46 67
								93	H	Hartford	53 84	203	H	Jacksonville	56 61
								99	A	West Virginia	50 95	220	H	Southeast Mo. St.	58 68
												221	A	Howard	57 77
												232	A	Colgate	71 53
												274	H	Vermont	63 71
												297	H	Kennesaw St.	66 60
												303	A	Saint Peter's	57 70
												326	H	Western Caro.	79 71
												331	H	Lipscomb	80 67
												347	A	Fairleigh Dickinson	43 64
												351	A	LIU Brooklyn	72 51

LAST 12 Division I GAMES:															
								76	H	Kent St.	40 57	203	H	Jacksonville	56 61
								232	A	Colgate	71 53	331	H	Lipscomb	80 67
								351	A	LIU Brooklyn	72 51	158	A	North Ala.	60 72
								274	H	Vermont	63 71	297	H	Kennesaw St.	66 60
								201	A	Ri der	46 67	93	H	Hartford	53 84
								220	H	Southeast Mo. St.	58 68	326	H	Western Caro.	79 71

Non-Div I Games:

NJIT

Average RPI Win:	247	WON-LOST	WINNING	LAST 10	STRENGTH OF	OPP. STRENGTH	TEAM	ADJ.	CONF.	ADJ CONF.
Average RPI Loss:	175	RECORD	PCT. RANK	GAMES	SCHEDULE	OF SCHEDULE	RPI	RPI	RPI	RPI
DIV. I ONLY	7- 8	193	5-5	192	312	196	196	19	19	
DIV. I NON-CONF.	4- 5	190	0- 0	155	328	199	199	24	24	

TOTALS	RPI 1-25	RPI 26-50	W-L RECORDS	RPI 51-100	RPI 101-150	RPI 150+				
7- 8	0- 0	0- 0	OVERALL	0- 1	0- 4	7- 3				
3- 4	0- 0	0- 0	HOME	0- 1	0- 3	3- 0				
4- 4	0- 0	0- 0	AWAY	0- 0	0- 1	4- 3				
0- 0	0- 0	0- 0	NEUTRAL	0- 0	0- 0	0- 0				
4- 5	0- 0	0- 0	NON-CONFERENCE	0- 1	0- 2	4- 2				
2- 2	0- 0	0- 0	HOME	0- 1	0- 1	2- 0				
2- 3	0- 0	0- 0	AWAY	0- 0	0- 1	2- 2				
0- 0	0- 0	0- 0	NEUTRAL	0- 0	0- 0	0- 0				
3- 3	0- 0	0- 0	CONFERENCE	0- 0	0- 2	3- 1				
1- 2	0- 0	0- 0	HOME	0- 0	0- 2	1- 0				
2- 1	0- 0	0- 0	AWAY	0- 0	0- 0	2- 1				
0- 0	0- 0	0- 0	NEUTRAL	0- 0	0- 0	0- 0				

RPI 1-25				RPI 26-50				RPI 51-100				RPI 101+				Team's RPI: 196	
RPI	S	Opponent	Score	RPI	S	Opponent	Score	RPI	S	Opponent	Score	RPI	S	Opponent	Score		
								84	H	Penn	61	65	125	A	Col orado	43	59
												127	H	Ameri can	45	58	
												135	H	Mari st	48	72	
												139	H	Lehi gh	38	56	
												201	A	Ri der	66	60	
												219	A	Air Force	54	47	
												227	H	Holy Cross	54	47	
												232	A	Col gate	62	49	
												249	A	Monmouth	67	68	
												254	A	Norfol k St.	58	65	
												268	H	N. C. A&T	72	49	
												278	H	Saint Joseph' s	49	48	
												287	A	Army West Point	52	55	
												306	A	Loyol a Maryl and	58	46	
LAST 12 Division I GAMES:																	
306	A	Loyol a Maryl and	58	46	287	A	Army West Point	52	55								
278	H	Saint Joseph' s	49	48	227	H	Holy Cross	54	47								
249	A	Monmouth	67	68	232	A	Col gate	62	49								
125	A	Col orado	43	59	127	H	Ameri can	45	58								
219	A	Air Force	54	47	139	H	Lehi gh	38	56								
201	A	Ri der	66	60	268	H	N. C. A&T	72	49								

Non-Div I Games: Catholic 81 36

Navy

Average RPI Win:	162	WON-LOST	WINNING	LAST 10	STRENGTH OF	OPP. STRENGTH	TEAM	ADJ.	CONF.	ADJ CONF.
Average RPI Loss:	35	RECORD	PCT. RANK	GAMES	SCHEDULE	OF SCHEDULE	RPI	RPI	RPI	RPI
DIV. I ONLY	9- 9	165	6-4	23	27	72	72	4	4	
DIV. I NON-CONF.	5- 6	177	0- 0	66	38	113	113	5	5	

TOTALS	RPI 1-25	RPI 26-50	W-L RECORDS	RPI 51-100	RPI 101-150	RPI 150+				
9- 9	0- 5	0- 2	OVERALL	3- 2	3- 0	3- 0				
6- 3	0- 3	0- 0	HOME	2- 0	2- 0	2- 0				
2- 6	0- 2	0- 2	AWAY	1- 2	0- 0	1- 0				
1- 0	0- 0	0- 0	NEUTRAL	0- 0	1- 0	0- 0				
5- 6	0- 2	0- 2	NON-CONFERENCE	1- 2	2- 0	2- 0				
4- 1	0- 1	0- 0	HOME	1- 0	1- 0	2- 0				
0- 5	0- 1	0- 2	AWAY	0- 2	0- 0	0- 0				
1- 0	0- 0	0- 0	NEUTRAL	0- 0	1- 0	0- 0				
4- 3	0- 3	0- 0	CONFERENCE	2- 0	1- 0	1- 0				
2- 2	0- 2	0- 0	HOME	1- 0	1- 0	0- 0				
2- 1	0- 1	0- 0	AWAY	1- 0	0- 0	1- 0				
0- 0	0- 0	0- 0	NEUTRAL	0- 0	0- 0	0- 0				

RPI 1-25				RPI 26-50				RPI 51-100				Team's RPI : 72				RPI 101+			
RPI	S	Opponent	Score	RPI	S	Opponent	Score	RPI	S	Opponent	Score	RPI	S	Opponent	Score	RPI	S	Opponent	Score
5	A	Louisville	68 85	35	A	Miami (FL)	68 82	63	H	Michigan	70 56	106	H	Minnesota	63 57				
11	H	Drake	77 83	50	A	Arkansas	80 84	67	A	Creighton	65 74	138	N	Radford	77 39				
12	A	Iowa	71 77					74	H	Kansas	58 52	149	H	Denver	96 71				
16	H	Rutgers	56 62					92	A	Washington St.	84 87	166	A	Illinois	77 67				
24	H	Maryland	63 81					100	A	Ohio St.	78 69	320	H	San Jose St.	96 63				
												340	H	USC Upstate	87 64				

LAST 12 Division I GAMES:																			
100	A	Ohio St.	78 69	106	H	Minnesota	63 57												
63	H	Michigan	70 56	166	A	Illinois	77 67												
50	A	Arkansas	80 84	16	H	Rutgers	56 62												
149	H	Denver	96 71	24	H	Maryland	63 81												
320	H	San Jose St.	96 63	12	A	Iowa	71 77												
74	H	Kansas	58 52	67	A	Creighton	65 74												

Non-Div I Games:

Nebraska

Average RPI Win:	296	WON-LOST	WINNING	LAST 10	STRENGTH OF	OPP. STRENGTH	TEAM	ADJ.	CONF.	ADJ CONF.
Average RPI Loss:	112	RECORD	PCT. RANK	GAMES	SCHEDULE	OF SCHEDULE	RPI	RPI	RPI	RPI
DIV. I ONLY	4- 12	291	4-6	149	157	261	261	13	13	
DIV. I NON-CONF.	3- 7	256	0- 1	168	135	265	265	11	11	

TOTALS	RPI 1-25	RPI 26-50	W-L RECORDS	RPI 51-100	RPI 101-150	RPI 150+				
4- 12	0- 0	0- 3	OVERALL	0- 2	0- 3	4- 4				
2- 7	0- 0	0- 3	HOME	0- 1	0- 2	2- 1				
2- 3	0- 0	0- 0	AWAY	0- 0	0- 0	2- 3				
0- 2	0- 0	0- 0	NEUTRAL	0- 1	0- 1	0- 0				
3- 7	0- 0	0- 2	NON-CONFERENCE	0- 1	0- 2	3- 2				
2- 4	0- 0	0- 2	HOME	0- 0	0- 1	2- 1				
1- 1	0- 0	0- 0	AWAY	0- 0	0- 0	1- 1				
0- 2	0- 0	0- 0	NEUTRAL	0- 1	0- 1	0- 0				
1- 5	0- 0	0- 1	CONFERENCE	0- 1	0- 1	1- 2				
0- 3	0- 0	0- 1	HOME	0- 1	0- 1	0- 0				
1- 2	0- 0	0- 0	AWAY	0- 0	0- 0	1- 2				
0- 0	0- 0	0- 0	NEUTRAL	0- 0	0- 0	0- 0				

RPI 1-25				RPI 26-50				RPI 51-100				RPI 101+				Team's RPI: 261	
RPI	S	Opponent	Score	RPI	S	Opponent	Score	RPI	S	Opponent	Score	RPI	S	Opponent	Score		
				40	H	Utah	52 74	62	H	Boise St.	74 75	104	N	UC Davis	68 84		
				41	H	New Mexico	64 66	95	N	Northern Ill.	69 98	125	H	Colorado	52 65		
				49	H	Southern California	51 72					131	H	Fresno St.	63 79		
												151	A	Utah St.	76 79		
												157	H	Texas Tech	67 86		
												174	A	Santa Clara	48 56		
												219	A	Air Force	74 79		
												258	A	Long Beach St.	76 67		
												271	H	Hawaii	79 78		
												320	A	San Jose St.	52 49		
												336	H	Seattle U	67 54		
LAST 12 Division I GAMES:																	
				41	H	New Mexico	64 66	95	N	Northern Ill.	69 98						
				151	A	Utah St.	76 79	219	A	Air Force	74 79						
				271	H	Hawaii	79 78	62	H	Boise St.	74 75						
				336	H	Seattle U	67 54	131	H	Fresno St.	63 79						
				157	H	Texas Tech	67 86	320	A	San Jose St.	52 49						
				104	N	UC Davis	68 84	49	H	Southern California	51 72						

Non-Div I Games: Stanislaus St. 75 52

Nevada

Average RPI Win:

265

WON-LOST

WINNING

LAST 10

STRENGTH OF

OPP. STRENGTH

TEAM

ADJ.

CONF.

ADJ CONF.

Average RPI Loss:

180

RECORD

PCT. RANK

GAMES

SCHEDULE

OF SCHEDULE

RPI

RPI

RPI

RPI

DIV. I ONLY	3- 14	316	3-7	211	266	308	308	23	23
DIV. I NON-CONF.	2- 10	311	0- 0	201	292	317	317	23	23

TOTALS	RPI 1-25	RPI 26-50	W-L RECORDS	RPI 51-100	RPI 101-150	RPI 150+			
3- 14	0- 0	0- 0	OVERALL	0- 3	0- 3	3- 8			
2- 5	0- 0	0- 0	HOME	0- 1	0- 1	2- 3			
1- 9	0- 0	0- 0	AWAY	0- 2	0- 2	1- 5			
0- 0	0- 0	0- 0	NEUTRAL	0- 0	0- 0	0- 0			
2- 10	0- 0	0- 0	NON-CONFERENCE	0- 2	0- 2	2- 6			
2- 3	0- 0	0- 0	HOME	0- 1	0- 0	2- 2			
0- 7	0- 0	0- 0	AWAY	0- 1	0- 2	0- 4			
0- 0	0- 0	0- 0	NEUTRAL	0- 0	0- 0	0- 0			
1- 4	0- 0	0- 0	CONFERENCE	0- 1	0- 1	1- 2			
0- 2	0- 0	0- 0	HOME	0- 0	0- 1	0- 1			
1- 2	0- 0	0- 0	AWAY	0- 1	0- 0	1- 1			
0- 0	0- 0	0- 0	NEUTRAL	0- 0	0- 0	0- 0			

RPI 1-25				RPI 26-50				RPI 51-100				RPI 101+				Team's RPI: 308	
RPI	S	Opponent	Score	RPI	S	Opponent	Score	RPI	S	Opponent	Score	RPI	S	Opponent	Score		
								54	A	Northeastern	54 69	106	A	Minnesota	47 70		
								68	A	Maine	46 67	122	A	South Fla.	36 79		
								89	H	Princeton	42 90	144	H	Stony Brook	63 82		
												163	A	Boston U.	39 60		
												202	A	Brown	70 76		
												209	H	Sacred Heart	60 71		
												226	H	Dartmouth	42 62		
												227	H	Holy Cross	74 62		
												256	H	Binghamton	62 71		
												274	A	Vermont	60 69		
												280	H	Bryant	79 74		
												289	A	UMass Lowell	56 53		
												295	A	Central Conn. St.	47 56		
												311	A	North Dakota St.	51 56		
LAST 12 Division I GAMES:																	
				89	H	Princeton	42 90	274	A	Vermont	60 69						
				226	H	Dartmouth	42 62	144	H	Stony Brook	63 82						
				295	A	Central Conn. St.	47 56	289	A	UMass Lowell	56 53						
				227	H	Holy Cross	74 62	256	H	Binghamton	62 71						
				122	A	South Fla.	36 79	68	A	Maine	46 67						
				163	A	Boston U.	39 60	280	H	Bryant	79 74						

Non-Div I Games:

U New England

68 44

New Hampshire

Average RPI Win:	176	WON-LOST	WINNING	LAST 10	STRENGTH OF	OPP. STRENGTH	TEAM	ADJ.	CONF.	ADJ CONF.
Average RPI Loss:	138	RECORD	PCT. RANK	GAMES	SCHEDULE	OF SCHEDULE	RPI	RPI	RPI	RPI
DIV. I ONLY	15- 2	17	9-1	176	95	41	41	13	13	
DIV. I NON-CONF.	10- 1	19	1- 0	92	136	25	25	11	11	

TOTALS	RPI 1-25	RPI 26-50	W-L RECORDS	RPI 51-100	RPI 101-150	RPI 150+				
15- 2	0- 0	0- 1	OVERALL	3- 0	3- 0	9- 1				
10- 1	0- 0	0- 1	HOME	2- 0	2- 0	6- 0				
5- 1	0- 0	0- 0	AWAY	1- 0	1- 0	3- 1				
0- 0	0- 0	0- 0	NEUTRAL	0- 0	0- 0	0- 0				
10- 1	0- 0	0- 1	NON-CONFERENCE	2- 0	3- 0	5- 0				
7- 1	0- 0	0- 1	HOME	2- 0	2- 0	3- 0				
3- 0	0- 0	0- 0	AWAY	0- 0	1- 0	2- 0				
0- 0	0- 0	0- 0	NEUTRAL	0- 0	0- 0	0- 0				
5- 1	0- 0	0- 0	CONFERENCE	1- 0	0- 0	4- 1				
3- 0	0- 0	0- 0	HOME	0- 0	0- 0	3- 0				
2- 1	0- 0	0- 0	AWAY	1- 0	0- 0	1- 1				
0- 0	0- 0	0- 0	NEUTRAL	0- 0	0- 0	0- 0				

RPI 1-25				Team's RPI: 41				RPI 51-100				RPI 101+			
RPI	S	Opponent	Score	RPI	S	Opponent	Score	RPI	S	Opponent	Score	RPI	S	Opponent	Score
				47	H	Auburn	76 79	78	A	Wyomi ng	78 75	116	A	Houston	89 84
								86	H	SFA	74 33	136	H	Texas St.	82 51
								93	H	Hartford	72 65	137	H	Oklahoma	84 80
												178	A	New Mexico St.	75 50
												178	H	New Mexico St.	83 58
												187	H	Colorado St.	70 58
												206	H	San Diego St.	70 62
												219	H	Air Force	78 57
												229	A	UNLV	57 66
												243	H	Sacramento St.	85 53
												255	A	Northern Ari z.	84 55
												261	A	Nevada	66 64
												265	H	UTEP	69 51
LAST 12 Division I GAMES:															
				187	H	Colorado St.	70 58	86	H	SFA	74 33				
				229	A	UNLV	57 66	93	H	Hartford	72 65				
				261	A	Nevada	66 64	47	H	Auburn	76 79				
				219	H	Air Force	78 57	78	A	Wyomi ng	78 75				
				243	H	Sacramento St.	85 53	206	H	San Diego St.	70 62				
				178	A	New Mexico St.	75 50	255	A	Northern Ari z.	84 55				

Non-Div I Games:

New Mexico

Average RPI Win: 274 WON-LOST WINNING LAST 10 STRENGTH OF OPP. STRENGTH TEAM ADJ. CONF. ADJ CONF.
Average RPI Loss: 152 RECORD PCT. RANK GAMES SCHEDULE OF SCHEDULE RPI RPI RPI RPI

DIV. I ONLY	10- 6	104	7-3	259	340	178	178	29	29
DIV. I NON-CONF.	6- 5	143	1- 0	139	340	150	150	30	30

TOTALS	RPI 1-25	RPI 26-50	W-L RECORDS	RPI 51-100	RPI 101-150	RPI 150+			
10- 6	0- 0	0- 2	OVERALL	0- 0	1- 1	9- 3			
4- 2	0- 0	0- 1	HOME	0- 0	1- 0	3- 1			
5- 3	0- 0	0- 1	AWAY	0- 0	0- 0	5- 2			
1- 1	0- 0	0- 0	NEUTRAL	0- 0	0- 1	1- 0			
6- 5	0- 0	0- 2	NON-CONFERENCE	0- 0	1- 1	5- 2			
1- 2	0- 0	0- 1	HOME	0- 0	1- 0	0- 1			
4- 2	0- 0	0- 1	AWAY	0- 0	0- 0	4- 1			
1- 1	0- 0	0- 0	NEUTRAL	0- 0	0- 1	1- 0			
4- 1	0- 0	0- 0	CONFERENCE	0- 0	0- 0	4- 1			
3- 0	0- 0	0- 0	HOME	0- 0	0- 0	3- 0			
1- 1	0- 0	0- 0	AWAY	0- 0	0- 0	1- 1			
0- 0	0- 0	0- 0	NEUTRAL	0- 0	0- 0	0- 0			

RPI 1-25				RPI 26-50				RPI 51-100				RPI 101+ Team's RPI: 178			
RPI	S	Opponent	Score	RPI	S	Opponent	Score	RPI	S	Opponent	Score	RPI	S	Opponent	Score
				41	A	New Mexico	58 83					140	N	South Alabama	67 68
				41	H	New Mexico	50 75					149	H	Denver	66 64
												167	H	Abilene Christian	46 58
												186	A	UC Riverside	64 65
												218	H	Utah Valley	58 52
												265	A	UTEP	69 65
												270	A	CSU Bakersfield	61 59
												272	A	A&M-Corpus Christi	67 65
												286	H	California Baptist	76 69
												292	A	Western Mich.	66 54
												298	A	UC Santa Barbara	81 73
												336	H	Seattle U	75 55
												337	A	Grand Canyon	51 54
												350	N	Alcorn	82 64

LAST 12 Division I GAMES:															
				286	H	California Baptist	76 69	350	N	Alcorn	82 64				
				298	A	UC Santa Barbara	81 73	218	H	Utah Valley	58 52				
				186	A	UC Riverside	64 65	336	H	Seattle U	75 55				
				140	N	South Alabama	67 68	270	A	CSU Bakersfield	61 59				
				272	A	A&M-Corpus Christi	67 65	337	A	Grand Canyon	51 54				
				41	H	New Mexico	50 75	149	H	Denver	66 64				

Non-Div I Games: Tex. Permian Basin 70 38 Northern N.M. 101 51

New Mexico St.

Average RPI Win:	288	WON-LOST	WINNING	LAST 10	STRENGTH OF	OPP. STRENGTH	TEAM	ADJ.	CONF.	ADJ CONF.
Average RPI Loss:	163	RECORD	PCT. RANK	GAMES	SCHEDULE	OF SCHEDULE	RPI	RPI	RPI	RPI
DIV. I ONLY	2- 10	319	3-7	163	282	288	288	26	26	
DIV. I NON-CONF.	1- 5	311	0- 0	95	262	224	224	22	22	
<hr/>										
TOTALS	RPI 1-25	RPI 26-50	W-L RECORDS	RPI 51-100	RPI 101-150	RPI 150+				
2- 10	0- 0	0- 1	OVERALL	0- 3	0- 1	2- 5				
1- 3	0- 0	0- 0	HOME	0- 1	0- 0	1- 2				
1- 7	0- 0	0- 1	AWAY	0- 2	0- 1	1- 3				
0- 0	0- 0	0- 0	NEUTRAL	0- 0	0- 0	0- 0				
1- 5	0- 0	0- 1	NON-CONFERENCE	0- 1	0- 1	1- 2				
0- 1	0- 0	0- 0	HOME	0- 0	0- 0	0- 1				
1- 4	0- 0	0- 1	AWAY	0- 1	0- 1	1- 1				
0- 0	0- 0	0- 0	NEUTRAL	0- 0	0- 0	0- 0				
1- 5	0- 0	0- 0	CONFERENCE	0- 2	0- 0	1- 3				
1- 2	0- 0	0- 0	HOME	0- 1	0- 0	1- 1				
0- 3	0- 0	0- 0	AWAY	0- 1	0- 0	0- 2				
0- 0	0- 0	0- 0	NEUTRAL	0- 0	0- 0	0- 0				

RPI 1-25				RPI 26-50				RPI 51-100				RPI 101+				Team's RPI: 288
RPI	S	Opponent	Score	RPI	S	Opponent	Score	RPI	S	Opponent	Score	RPI	S	Opponent	Score	
				35	A	Mi ami (FL)	38 78	60	H	Lamar Uni versi ty	57 79	102	A	Ri ce	56 67	
								86	A	SFA	38 97	167	H	Abilene Christian	52 59	
								91	A	Pi ttsburgh	38 90	175	A	Xavier	45 61	
												257	A	Memphi s	66 59	
												272	A	A&M-Corpus Christi	51 57	
												319	H	McNeese	88 76	
												322	H	La. -Monroe	44 57	
												324	A	Houston Baptist	74 83	
<hr/>																
LAST 12 Division I GAMES:																
				167	H	Abilene Christian	52 59	272	A	A&M-Corpus Christi	51 57					
				175	A	Xavier	45 61	86	A	SFA	38 97					
				35	A	Mi ami (FL)	38 78	319	H	McNeese	88 76					
				257	A	Memphi s	66 59	60	H	Lamar Uni versi ty	57 79					
				102	A	Ri ce	56 67	324	A	Houston Baptist	74 83					
				322	H	La. -Monroe	44 57	91	A	Pi ttsburgh	38 90					

Non-Div I Games: Dillard 68 59 Centenary (LA) 104 42 Trinity Baptist 93 38

New Orleans

Average RPI Win:	299	WON-LOST	WINNING	LAST 10	STRENGTH OF	OPP. STRENGTH	TEAM	ADJ.	CONF.	ADJ CONF.
Average RPI Loss:	121	RECORD	PCT. RANK	GAMES	SCHEDULE	OF SCHEDULE	RPI	RPI	RPI	RPI
DIV. I ONLY	8- 10	201	6-4	268	158	241	241	27	27	
DIV. I NON-CONF.	4- 8	241	1- 0	222	93	262	262	28	28	

TOTALS	RPI 1-25	RPI 26-50	W-L RECORDS	RPI 51-100	RPI 101-150	RPI 150+				
8- 10	0- 2	0- 1	OVERALL	0- 2	0- 2	8- 3				
5- 4	0- 0	0- 0	HOME	0- 1	0- 1	5- 2				
2- 5	0- 2	0- 1	AWAY	0- 1	0- 0	2- 1				
1- 1	0- 0	0- 0	NEUTRAL	0- 0	0- 1	1- 0				
4- 8	0- 2	0- 1	NON-CONFERENCE	0- 1	0- 1	4- 3				
3- 2	0- 0	0- 0	HOME	0- 0	0- 0	3- 2				
0- 5	0- 2	0- 1	AWAY	0- 1	0- 0	0- 1				
1- 1	0- 0	0- 0	NEUTRAL	0- 0	0- 1	1- 0				
4- 2	0- 0	0- 0	CONFERENCE	0- 1	0- 1	4- 0				
2- 2	0- 0	0- 0	HOME	0- 1	0- 1	2- 0				
2- 0	0- 0	0- 0	AWAY	0- 0	0- 0	2- 0				
0- 0	0- 0	0- 0	NEUTRAL	0- 0	0- 0	0- 0				

RPI 1-25				RPI 26-50				RPI 51-100				RPI 101+				Team's RPI: 241
RPI	S	Opponent	Score	RPI	S	Opponent	Score	RPI	S	Opponent	Score	RPI	S	Opponent	Score	
6	A	Syracuse	45 94	36	A	Buffalo	61 88	69	H	Quinnipiac	55 96	112	N	Yale	64 67	
13	A	Iowa St.	35 95					99	A	West Virginia	32 84	135	H	Marist	58 87	
												221	H	Howard	61 68	
												232	H	Colgate	74 69	
												238	H	St. Bonaventure	48 76	
												256	H	Binghamton	79 72	
												278	A	Saint Joseph's	54 68	
												303	A	Saint Peter's	75 66	
												305	H	Coppin St.	71 69	
												312	H	Fairfield	71 68	
												318	N	Morgan St.	67 57	
												327	A	Iona	58 46	
												341	H	Manhattan	61 51	

LAST 12 Division I GAMES:																
303	A	Saint Peter's	75 66	318	N	Morgan St.	67 57									
341	H	Manhattan	61 51	112	N	Yale	64 67									
135	H	Marist	58 87	312	H	Fairfield	71 68									
232	H	Colgate	74 69	69	H	Quinnipiac	55 96									
99	A	West Virginia	32 84	327	A	Iona	58 46									
6	A	Syracuse	45 94	305	H	Coppin St.	71 69									

Non-Div I Games:

Niagara

Average RPI Win:	303	WON-LOST	WINNING	LAST 10	STRENGTH OF	OPP. STRENGTH	TEAM	ADJ.	CONF.	ADJ CONF.
Average RPI Loss:	114	RECORD	PCT. RANK	GAMES	SCHEDULE	OF SCHEDULE	RPI	RPI	RPI	RPI
DIV. I ONLY	8- 8	165	6-4	310	178	212	212	26	26	
DIV. I NON-CONF.	4- 6	212	0- 1	178	102	166	166	22	22	

TOTALS	RPI 1-25	RPI 26-50	W-L RECORDS	RPI 51-100	RPI 101-150	RPI 150+				
8- 8	0- 1	0- 2	OVERALL	0- 2	0- 1	8- 2				
4- 1	0- 0	0- 0	HOME	0- 0	0- 0	4- 1				
3- 6	0- 1	0- 2	AWAY	0- 2	0- 1	3- 0				
1- 1	0- 0	0- 0	NEUTRAL	0- 0	0- 0	1- 1				
4- 6	0- 1	0- 2	NON-CONFERENCE	0- 1	0- 1	4- 1				
1- 0	0- 0	0- 0	HOME	0- 0	0- 0	1- 0				
2- 5	0- 1	0- 2	AWAY	0- 1	0- 1	2- 0				
1- 1	0- 0	0- 0	NEUTRAL	0- 0	0- 0	1- 1				
4- 2	0- 0	0- 0	CONFERENCE	0- 1	0- 0	4- 1				
3- 1	0- 0	0- 0	HOME	0- 0	0- 0	3- 1				
1- 1	0- 0	0- 0	AWAY	0- 1	0- 0	1- 0				
0- 0	0- 0	0- 0	NEUTRAL	0- 0	0- 0	0- 0				

RPI 1-25				RPI 26-50				RPI 51-100				RPI 101+ Team's RPI: 212			
RPI	S	Opponent	Score	RPI	S	Opponent	Score	RPI	S	Opponent	Score	RPI	S	Opponent	Score
2	A	Baylor	39 100	47	A	Auburn	59 80	85	A	Tulane	46 71	136	A	Texas St.	67 72
				48	A	LSU	44 76	86	A	SFA	62 70	191	N	Delaware	56 71
												246	N	Texas Southern	58 57
												265	A	UTEP	58 56
												300	H	Mississippi Val.	72 47
												316	H	Incarnate Word	86 62
												319	H	McNeese	68 69
												322	A	La.-Monroe	55 54
												323	H	Northwestern St.	97 86
												324	H	Houston Baptist	77 54
												328	A	Central Ark.	64 60
LAST 12 Division I GAMES:															
				86	A	SFA	62 70	191	N	Delaware	56 71				
				316	H	Incarnate Word	86 62	136	A	Texas St.	67 72				
				323	H	Northwestern St.	97 86	328	A	Central Ark.	64 60				
				48	A	LSU	44 76	319	H	McNeese	68 69				
				322	A	La.-Monroe	55 54	324	H	Houston Baptist	77 54				
				85	A	Tulane	46 71	300	H	Mississippi Val.	72 47				

Non-Div I Games: Southern-N.O. 86 49 William Carey 86 45

Nicholls St.

Average RPI Win:	303	WON-LOST	WINNING	LAST 10	STRENGTH OF	OPP. STRENGTH	TEAM	ADJ.	CONF.	ADJ CONF.
Average RPI Loss:	166	RECORD	PCT. RANK	GAMES	SCHEDULE	OF SCHEDULE	RPI	RPI	RPI	RPI
DIV. I ONLY	9- 8	150	7-3	335	290	254	254	32	32	
DIV. I NON-CONF.	3- 8	267	1- 0	266	189	299	299	32	32	

TOTALS	RPI 1-25	RPI 26-50	W-L RECORDS	RPI 51-100	RPI 101-150	RPI 150+				
9- 8	0- 0	0- 0	OVERALL	0- 1	0- 3	9- 4				
5- 2	0- 0	0- 0	HOME	0- 0	0- 1	5- 1				
3- 6	0- 0	0- 0	AWAY	0- 1	0- 2	3- 3				
1- 0	0- 0	0- 0	NEUTRAL	0- 0	0- 0	1- 0				
3- 8	0- 0	0- 0	NON-CONFERENCE	0- 1	0- 3	3- 4				
2- 2	0- 0	0- 0	HOME	0- 0	0- 1	2- 1				
0- 6	0- 0	0- 0	AWAY	0- 1	0- 2	0- 3				
1- 0	0- 0	0- 0	NEUTRAL	0- 0	0- 0	1- 0				
6- 0	0- 0	0- 0	CONFERENCE	0- 0	0- 0	6- 0				
3- 0	0- 0	0- 0	HOME	0- 0	0- 0	3- 0				
3- 0	0- 0	0- 0	AWAY	0- 0	0- 0	3- 0				
0- 0	0- 0	0- 0	NEUTRAL	0- 0	0- 0	0- 0				

RPI 1-25				RPI 26-50				RPI 51-100				RPI 101+				Team's RPI: 254
RPI	S	Opponent	Score	RPI	S	Opponent	Score	RPI	S	Opponent	Score	RPI	S	Opponent	Score	
								55	A	Old Dominion	53 69	115	A	Wake Forest	61 63	
												139	A	Lehigh	41 62	
												150	H	William & Mary	44 55	
												156	A	High Point	51 83	
												193	A	Ole Miss	42 60	
												196	H	Navy	65 58	
												244	H	Campbell	49 57	
												264	N	Liberty	66 53	
												274	A	La Salle	52 62	
												277	H	Bethune-Cookman	57 50	
												304	A	South Carolina St.	57 50	
												305	A	Coppin St.	68 63	
												339	A	Savannah St.	78 42	
												345	H	Longwood	74 42	
												346	H	Florida A&M	60 58	
												348	H	Delaware St.	63 50	

LAST 12 Division I GAMES:																
				346	H	Florida A&M	60 58	264	N	Liberty	66 53					
				348	H	Delaware St.	63 50	304	A	South Carolina St.	57 50					
				115	A	Wake Forest	61 63	339	A	Savannah St.	78 42					
				150	H	William & Mary	44 55	277	H	Bethune-Cookman	57 50					
				156	A	High Point	51 83	305	A	Coppin St.	68 63					
				345	H	Longwood	74 42	274	A	La Salle	52 62					

Non-Div I Games: Cheyney 93 40 Saint Augustine's 71 38

Norfolk St.

Average RPI Win: 255

Average RPI Loss: 129

WON-LOST
RECORDWINNING
PCT. RANKLAST 10
GAMESSTRENGTH OF
SCHEDULEOPP. STRENGTH
OF SCHEDULETEAM
RPIADJ.
RPICONF.
RPIADJ CONF.
RPIDIV. I ONLY
DIV. I NON-CONF.9- 2
5- 130
378-2
0- 0338
347200
111158
170158
17025
2725
27

TOTALS

RPI 1-25

RPI 26-50

W-L RECORDS

RPI 51-100

RPI 101-150

RPI 150+

9- 2
3- 1
4- 1
2- 00- 0
0- 0
0- 0
0- 00- 0
0- 0
0- 0
0- 0OVERALL
HOME
AWAY
NEUTRAL0- 1
0- 1
0- 0
0- 00- 0
0- 0
0- 0
0- 09- 1
3- 0
4- 1
2- 05- 1
1- 0
2- 1
2- 00- 0
0- 0
0- 0
0- 00- 0
0- 0
0- 0
0- 0NON-CONFERENCE
HOME
AWAY
NEUTRAL0- 0
0- 0
0- 0
0- 00- 0
0- 0
0- 0
0- 05- 1
1- 0
2- 1
2- 04- 1
2- 1
2- 0
0- 00- 0
0- 0
0- 0
0- 00- 0
0- 0
0- 0
0- 0CONFERENCE
HOME
AWAY
NEUTRAL0- 1
0- 1
0- 0
0- 00- 0
0- 0
0- 0
0- 04- 0
2- 0
2- 0
0- 0

RPI 1-25

RPI S Opponent Score

RPI 26-50

RPI S Opponent Score

RPI 51-100

RPI S Opponent Score

RPI 101+

Team's RPI: 158

RPI S Opponent Score

172	A	Vanderbi l t	74	71
175	A	Xavi er	81	94
203	A	Jacksonville	62	59
220	N	Southeast Mo. St.	80	67
225	H	Al abama St.	68	42
245	H	Stetson	71	55
291	A	North Flori da	70	64
300	A	Mi ssi ssi ppi Val .	86	72
315	H	NJIT	72	60
326	N	Western Caro.	89	66

LAST 12 Division I GAMES:

300	A	Mi ssi ssi ppi Val .	86	72	245	H	Stetson	71	55
175	A	Xavier	81	94	203	A	Jacksonville	62	59
326	N	Western Caro.	89	66	315	H	NJIT	72	60
220	N	Southeast Mo. St.	80	67	82	H	FGCU	52	68
225	H	Al abama St.	68	42	291	A	North Flori da	70	64
172	A	Vanderbi l t	74	71					

Non-Div I Games:

Stillman

99 43

Martin Methodist

79 48

Lane

98 57

Blue Mountain (MS) 70 42
North Ala.

Loss, Non-Conf, S Site, H Home A Away N Neutral

Average RPI Win:	145	WON-LOST	WINNING	LAST 10	STRENGTH OF	OPP. STRENGTH	TEAM	ADJ.	CONF.	ADJ CONF.
Average RPI Loss:	48	RECORD	PCT. RANK	GAMES	SCHEDULE	OF SCHEDULE	RPI	RPI	RPI	RPI
DIV. I ONLY	10- 9	160	5-5	9	67	44	44	1	1	
DIV. I NON-CONF.	9- 5	105	0- 0	29	125	49	49	1	1	

TOTALS	RPI 1-25	RPI 26-50	W-L RECORDS	RPI 51-100	RPI 101-150	RPI 150+				
10- 9	0- 4	0- 2	OVERALL	2- 2	5- 1	3- 0				
6- 2	0- 1	0- 0	HOME	1- 1	3- 0	2- 0				
1- 5	0- 2	0- 1	AWAY	0- 1	0- 1	1- 0				
3- 2	0- 1	0- 1	NEUTRAL	1- 0	2- 0	0- 0				
9- 5	0- 1	0- 1	NON-CONFERENCE	2- 2	4- 1	3- 0				
5- 1	0- 0	0- 0	HOME	1- 1	2- 0	2- 0				
1- 2	0- 0	0- 0	AWAY	0- 1	0- 1	1- 0				
3- 2	0- 1	0- 1	NEUTRAL	1- 0	2- 0	0- 0				
1- 4	0- 3	0- 1	CONFERENCE	0- 0	1- 0	0- 0				
1- 1	0- 1	0- 0	HOME	0- 0	1- 0	0- 0				
0- 3	0- 2	0- 1	AWAY	0- 0	0- 0	0- 0				
0- 0	0- 0	0- 0	NEUTRAL	0- 0	0- 0	0- 0				

RPI 1-25				RPI 26-50				RPI 51-100				RPI 101+			
RPI	S	Opponent	Score	RPI	S	Opponent	Score	RPI	S	Opponent	Score	RPI	S	Opponent	Score
5	A	Louisville	66 73	35	A	Miami (FL)	68 76	56	N	UCLA	83 49	102	N	Rice	71 50
6	A	Syracuse	77 90	47	N	Auburn	81 86	68	H	Maine	73 85	115	H	Wake Forest	84 61
22	H	Florida St.	63 64					76	H	Kent St.	73 60	117	H	UNCW	82 55
25	N	Kentucky	75 85					100	A	Ohio St.	69 76	122	N	South Fla.	71 69
												125	A	Colorado	74 86
												126	H	VCU	59 47
												189	A	Elon	100 69
												221	H	Howard	85 63
												321	H	UNC Greensboro	83 62
LAST 12 Division I GAMES:															
47	N	Auburn	81 86	35	A	Miami (FL)	68 76	115	H	Wake Forest	84 61	6	A	Syracuse	77 90
102	N	Rice	71 50					22	H	Florida St.	63 64	5	A	Louisville	66 73
321	H	UNC Greensboro	83 62					5	A	Louisville	66 73	221	H	Howard	85 63
117	H	UNCW	82 55												
68	H	Maine	73 85												
100	A	Ohio St.	69 76												

Average RPI	Win:	263	WON-LOST	WINNING	LAST 10	STRENGTH OF	OPP. STRENGTH	TEAM	ADJ.	CONF.	ADJ CONF.
Average RPI	Loss:	143	RECORD	PCT. RANK	GAMES	SCHEDULE	OF SCHEDULE	RPI	RPI	RPI	RPI
DIV. I ONLY	7- 12	243	5-5	252	140	217	217	18	18		
DIV. I NON-CONF.	4- 8	241	0- 0	182	82	190	190	16	16		

TOTALS	RPI 1-25	RPI 26-50	W-L RECORDS	RPI 51-100	RPI 101-150	RPI 150+					
7- 12	0- 2	0- 1	OVERALL	0- 1	0- 2	7- 6					
2- 3	0- 0	0- 1	HOME	0- 0	0- 0	2- 2					
3- 9	0- 2	0- 0	AWAY	0- 1	0- 2	3- 4					
2- 0	0- 0	0- 0	NEUTRAL	0- 0	0- 0	2- 0					
4- 8	0- 2	0- 0	NON-CONFERENCE	0- 1	0- 1	4- 4					
0- 1	0- 0	0- 0	HOME	0- 0	0- 0	0- 1					
2- 7	0- 2	0- 0	AWAY	0- 1	0- 1	2- 3					
2- 0	0- 0	0- 0	NEUTRAL	0- 0	0- 0	2- 0					
3- 4	0- 0	0- 1	CONFERENCE	0- 0	0- 1	3- 2					
2- 2	0- 0	0- 1	HOME	0- 0	0- 0	2- 1					
1- 2	0- 0	0- 0	AWAY	0- 0	0- 1	1- 1					
0- 0	0- 0	0- 0	NEUTRAL	0- 0	0- 0	0- 0					

RPI	S	Opponent	Score	RPI	S	Opponent	Score	RPI	S	Opponent	Score	RPI	S	Opponent	Score	Team's RPI: 217
6	A	Syracuse	49 85	26	H	South Dakota St.	48 66	79	A	UNI	60 64	114	A	Penn St.	68 75	
13	A	Iowa St.	35 87									149	A	Denver	66 87	
												169	A	Oral Roberts	75 67	
												171	A	Rhode Island	63 77	
												181	A	Massachusetts	59 52	
												183	A	Illinois St.	55 67	
												185	H	Milwaukee	46 64	
												238	H	Western Ill.	80 92	
												245	A	Stetson	63 74	
												251	N	San Francisco	100 97	
												292	N	Western Mich.	62 50	
												299	H	Omaha	68 57	
												309	A	Valparaiso	62 56	
												311	A	North Dakota St.	57 69	
												338	H	Purdue Fort Wayne	79 60	

LAST 12 Division I GAMES:																
338	H	Purdue Fort Wayne	79 60	311	A	North Dakota St.	57 69									
251	N	San Francisco	100 97	26	H	South Dakota St.	48 66									
292	N	Western Mich.	62 50	238	H	Western Ill.	80 92									
245	A	Stetson	63 74	299	H	Omaha	68 57									
13	A	Iowa St.	35 87	149	A	Denver	66 87									
185	H	Milwaukee	46 64	169	A	Oral Roberts	75 67									

Non-Div I Games: Mayville St. 84 50

North Dakota

Average RPI Win:	282	WON-LOST	WINNING	LAST 10	STRENGTH OF	OPP. STRENGTH	TEAM	ADJ.	CONF.	ADJ CONF.
Average RPI Loss:	161	RECORD	PCT. RANK	GAMES	SCHEDULE	OF SCHEDULE	RPI	RPI	RPI	RPI
DIV. I ONLY	5- 12	271	4-6	288	211	311	311	18	18	
DIV. I NON-CONF.	2- 9	297	0- 0	287	186	328	328	16	16	

TOTALS	RPI 1-25	RPI 26-50	W-L RECORDS	RPI 51-100	RPI 101-150	RPI 150+				
5- 12	0- 0	0- 1	OVERALL	0- 3	0- 1	5- 7				
4- 4	0- 0	0- 1	HOME	0- 1	0- 0	4- 2				
1- 6	0- 0	0- 0	AWAY	0- 2	0- 1	1- 3				
0- 2	0- 0	0- 0	NEUTRAL	0- 0	0- 0	0- 2				
2- 9	0- 0	0- 0	NON-CONFERENCE	0- 3	0- 0	2- 6				
1- 3	0- 0	0- 0	HOME	0- 1	0- 0	1- 2				
1- 4	0- 0	0- 0	AWAY	0- 2	0- 0	1- 2				
0- 2	0- 0	0- 0	NEUTRAL	0- 0	0- 0	0- 2				
3- 3	0- 0	0- 1	CONFERENCE	0- 0	0- 1	3- 1				
3- 1	0- 0	0- 1	HOME	0- 0	0- 0	3- 0				
0- 2	0- 0	0- 0	AWAY	0- 0	0- 1	0- 1				
0- 0	0- 0	0- 0	NEUTRAL	0- 0	0- 0	0- 0				

RPI 1-25				RPI 26-50				RPI 51-100				RPI 101+ Team's RPI: 311			
RPI	S	Opponent	Score	RPI	S	Opponent	Score	RPI	S	Opponent	Score	RPI	S	Opponent	Score
				27	H	South Dakota	41 67	65	A	Paci fi c	68 75	149	A	Denver	54 81
								67	H	Creighton	51 86	162	A	Wi sconsin	53 64
								95	A	Northern Ill.	63 81	185	H	Mi lwaukee	55 57
												190	N	North Texas	78 92
												192	H	UMKC	59 69
												217	H	North Dakota	69 57
												238	H	Western Ill.	68 60
												245	A	Stetson	59 60
												251	N	San Franci sco	42 75
												299	A	Omaha	61 78
												308	H	New Hampshi re	56 51
												309	A	Val parai so	51 48
												338	H	Purdue Fort Wayne	70 54
LAST 12 Division I GAMES:															
245	A	Stetson	59 60	217	H	North Dakota	69 57								
251	N	San Francisco	42 75	149	A	Denver	54 81								
309	A	Val parai so	51 48	238	H	Western Ill.	68 60								
185	H	Milwaukee	55 57	299	A	Omaha	61 78								
192	H	UMKC	59 69	27	H	South Dakota	41 67								
95	A	Northern Ill.	63 81	338	H	Purdue Fort Wayne	70 54								

Non-Div I Games: Mayville St. 49 43

North Dakota St.

Average RPI Win: 313
Average RPI Loss: 166

WON-LOST
RECORD

WINNING
PCT. RANK

LAST 10
GAMES

STRENGTH OF
SCHEDULE

OPP. STRENGTH
OF SCHEDULE

TEAM
RPI

ADJ.
RPI

CONF.
RPI

ADJ CONF.
RPI

DIV. I ONLY	5- 9	244	4-6	285	267	291	291	25	25
DIV. I NON-CONF.	3- 6	241	0- 0	298	263	310	310	27	27
TOTALS	RPI 1-25	RPI 26-50	W-L RECORDS	RPI 51-100	RPI 101-150	RPI 150+			
5- 9	0- 1	0- 1	OVERALL	0- 1	0- 0	5- 6			
4- 3	0- 0	0- 0	HOME	0- 1	0- 0	4- 2			
1- 6	0- 1	0- 1	AWAY	0- 0	0- 0	1- 4			
0- 0	0- 0	0- 0	NEUTRAL	0- 0	0- 0	0- 0			
3- 6	0- 1	0- 1	NON-CONFERENCE	0- 0	0- 0	3- 4			
3- 1	0- 0	0- 0	HOME	0- 0	0- 0	3- 1			
0- 5	0- 1	0- 1	AWAY	0- 0	0- 0	0- 3			
0- 0	0- 0	0- 0	NEUTRAL	0- 0	0- 0	0- 0			
2- 3	0- 0	0- 0	CONFERENCE	0- 1	0- 0	2- 2			
1- 2	0- 0	0- 0	HOME	0- 1	0- 0	1- 1			
1- 1	0- 0	0- 0	AWAY	0- 0	0- 0	1- 1			
0- 0	0- 0	0- 0	NEUTRAL	0- 0	0- 0	0- 0			

RPI	S	Opponent	Score	RPI	S	Opponent	Score	RPI	S	Opponent	Score	RPI	S	Opponent	Score	Team's RPI: 291
22	A	Florida St.	53 74	29	A	Indiana	52 75	82	H	FGCU	66 105	158	H	North Ala.	64 70	
												187	A	Colorado St.	59 61	
												193	A	Ole Miss	69 82	
												245	H	Stetson	71 57	
												264	A	Liberty	53 69	
												277	A	Bethune-Cookman	60 76	
												283	H	Alabama A&M	62 63	
												310	H	FIU	62 53	
												331	A	Lipscomb	68 53	
												333	H	Charleston So.	82 76	
												346	H	Florida A&M	64 53	
LAST 12 Division I GAMES:																
283	H	Alabama A&M	62 63	264	A	Liberty	53 69									
277	A	Bethune-Cookman	60 76	245	H	Stetson	71 57									
310	H	FIU	62 53	82	H	FGCU	66 105									
187	A	Colorado St.	59 61	331	A	Lipscomb	68 53									
333	H	Charleston So.	82 76	158	H	North Ala.	64 70									
29	A	Indiana	52 75	193	A	Ole Miss	69 82									

Non-Div I Games: Trinity Baptist 99 40 Warner 67 36

North Florida

Loss, Non-Conf, S Site, H Home A Away N Neutral

Average RPI Win:	230	WON-LOST	WINNING	LAST 10	STRENGTH OF	OPP. STRENGTH	TEAM	ADJ.	CONF.	ADJ CONF.
Average RPI Loss:	125	RECORD	PCT. RANK	GAMES	SCHEDULE	OF SCHEDULE	RPI	RPI	RPI	RPI
DIV. I ONLY	7- 7	165	7-3	212	113	190	190	16	16	
DIV. I NON-CONF.	4- 5	190	0- 0	192	123	226	226	19	19	

TOTALS	RPI 1-25	RPI 26-50	W-L RECORDS	RPI 51-100	RPI 101-150	RPI 150+				
7- 7	0- 1	0- 1	OVERALL	1- 1	1- 1	5- 3				
4- 3	0- 1	0- 0	HOME	1- 0	0- 0	3- 2				
2- 3	0- 0	0- 1	AWAY	0- 0	1- 1	1- 1				
1- 1	0- 0	0- 0	NEUTRAL	0- 1	0- 0	1- 0				
4- 5	0- 1	0- 1	NON-CONFERENCE	1- 1	0- 0	3- 2				
3- 2	0- 1	0- 0	HOME	1- 0	0- 0	2- 1				
0- 2	0- 0	0- 1	AWAY	0- 0	0- 0	0- 1				
1- 1	0- 0	0- 0	NEUTRAL	0- 1	0- 0	1- 0				
3- 2	0- 0	0- 0	CONFERENCE	0- 0	1- 1	2- 1				
1- 1	0- 0	0- 0	HOME	0- 0	0- 0	1- 1				
2- 1	0- 0	0- 0	AWAY	0- 0	1- 1	1- 0				
0- 0	0- 0	0- 0	NEUTRAL	0- 0	0- 0	0- 0				

RPI 1-25				RPI 26-50				RPI 51-100				RPI 101+ Team's RPI: 190			
RPI	S	Opponent	Score	RPI	S	Opponent	Score	RPI	S	Opponent	Score	RPI	S	Opponent	Score
23	H	Texas	54 64	42	A	Kansas St.	42 60	78	N	Wyoming	49 53	102	A	Ri ce	52 64
								96	H	Missouri St.	83 76	134	A	Loui si ana Tech	65 54
												151	H	Utah St.	41 57
												211	A	Southern Mi ss.	62 48
												224	A	SMU	66 73
												252	H	UTSA	54 57
												265	H	UTEP	70 51
												270	H	CSU Bakersfi el d	71 59
												311	N	North Dakota St.	92 78
												324	H	Houston Baptist	100 75
LAST 12 Division I GAMES:															
151	H	Utah St.	41 57	102	A	Ri ce	52 64	252	H	UTSA	54 57				
324	H	Houston Baptist	100 75	265	H	UTEP	70 51	211	A	Southern Mi ss.	62 48				
96	H	Missouri St.	83 76	134	A	Loui si ana Tech	65 54	102	A	Ri ce	52 64				
224	A	SMU	66 73	270	H	CSU Bakersfi el d	71 59	265	H	UTEP	70 51				
311	N	North Dakota St.	92 78					211	A	Southern Mi ss.	62 48				
78	N	Wyoming	49 53					134	A	Loui si ana Tech	65 54				

Non-Div I Games: Mid-Amer. Christian 82 35 Xavier (LA) 59 46 Okla. Panhandle 93 52

North Texas

Average RPI Win:	178	WON-LOST	WINNING	LAST 10	STRENGTH OF	OPP. STRENGTH	TEAM	ADJ.	CONF.	ADJ CONF.
Average RPI Loss:	105	RECORD	PCT. RANK	GAMES	SCHEDULE	OF SCHEDULE	RPI	RPI	RPI	RPI
DIV. I ONLY	13- 4	42	6-4	120	149	54	54	10	10	
DIV. I NON-CONF.	10- 1	19	0- 0	177	148	31	31	13	13	
<hr/>										
TOTALS	RPI 1-25	RPI 26-50	W-L RECORDS	RPI 51-100	RPI 101-150	RPI 150+				
13- 4	0- 0	0- 0	OVERALL	3- 1	2- 3	8- 0				
9- 1	0- 0	0- 0	HOME	1- 0	2- 1	6- 0				
4- 3	0- 0	0- 0	AWAY	2- 1	0- 2	2- 0				
0- 0	0- 0	0- 0	NEUTRAL	0- 0	0- 0	0- 0				
10- 1	0- 0	0- 0	NON-CONFERENCE	3- 0	1- 1	6- 0				
6- 0	0- 0	0- 0	HOME	1- 0	1- 0	4- 0				
4- 1	0- 0	0- 0	AWAY	2- 0	0- 1	2- 0				
0- 0	0- 0	0- 0	NEUTRAL	0- 0	0- 0	0- 0				
3- 3	0- 0	0- 0	CONFERENCE	0- 1	1- 2	2- 0				
3- 1	0- 0	0- 0	HOME	0- 0	1- 1	2- 0				
0- 2	0- 0	0- 0	AWAY	0- 1	0- 1	0- 0				
0- 0	0- 0	0- 0	NEUTRAL	0- 0	0- 0	0- 0				

RPI 1-25				RPI 26-50				RPI 51-100				RPI 101+			
RPI	S	Opponent	Score	RPI	S	Opponent	Score	RPI	S	Opponent	Score	RPI	S	Opponent	Score
								59	A	James Madison	49 84	103	A	Towson	83 88
								68	H	Maine	63 55	123	H	Drexel	59 61
								87	A	Providence	65 59	135	A	Marist	84 90
								88	A	Dayton	84 79	141	H	Fordham	58 54
												150	H	William & Mary	88 74
												163	H	Boston U.	81 51
												181	H	Massachusetts	53 52
												189	H	Elon	79 71
												191	H	Delaware	75 62
												213	A	Florida	79 66
												219	H	Air Force	54 41
												308	H	New Hampshire	69 54
												312	A	Fairfield	59 50
<hr/>															
LAST 12 Division I GAMES:															
				68	H	Maine	63 55	191	H	Delaware	75 62				
				135	A	Marist	84 90	123	H	Drexel	59 61				
				87	A	Providence	65 59	59	A	James Madison	49 84				
				312	A	Fairfield	59 50	103	A	Towson	83 88				
				181	H	Massachusetts	53 52	150	H	William & Mary	88 74				
				213	A	Florida	79 66	189	H	Elon	79 71				

Non-Div I Games:

Northeastern

Average RPI Win:	237	WON-LOST	WINNING	LAST 10	STRENGTH OF	OPP. STRENGTH	TEAM	ADJ.	CONF.	ADJ CONF.
Average RPI Loss:	148	RECORD	PCT. RANK	GAMES	SCHEDULE	OF SCHEDULE	RPI	RPI	RPI	RPI
DIV. I ONLY	5- 11	259	1-9	236	138	255	255	15	15	
DIV. I NON-CONF.	4- 5	190	0- 1	234	78	195	195	12	12	

TOTALS	RPI 1-25	RPI 26-50	W-L RECORDS	RPI 51-100	RPI 101-150	RPI 150+				
5- 11	0- 0	0- 1	OVERALL	0- 1	2- 4	3- 5				
3- 3	0- 0	0- 1	HOME	0- 0	1- 1	2- 1				
2- 7	0- 0	0- 0	AWAY	0- 1	1- 3	1- 3				
0- 1	0- 0	0- 0	NEUTRAL	0- 0	0- 0	0- 1				
4- 5	0- 0	0- 1	NON-CONFERENCE	0- 1	2- 1	2- 2				
2- 1	0- 0	0- 1	HOME	0- 0	1- 0	1- 0				
2- 3	0- 0	0- 0	AWAY	0- 1	1- 1	1- 1				
0- 1	0- 0	0- 0	NEUTRAL	0- 0	0- 0	0- 1				
1- 6	0- 0	0- 0	CONFERENCE	0- 0	0- 3	1- 3				
1- 2	0- 0	0- 0	HOME	0- 0	0- 1	1- 1				
0- 4	0- 0	0- 0	AWAY	0- 0	0- 2	0- 2				
0- 0	0- 0	0- 0	NEUTRAL	0- 0	0- 0	0- 0				

RPI	S	Opponent	Score	RPI	S	Opponent	Score	RPI	S	Opponent	Score	RPI	S	Opponent	Score
41	H	New Mexico	55 84	57	A	Arizona	47 71	111	A	Washington	59 81	118	H	Idaho St.	69 80
								131	H	Fresno St.	86 73	132	A	Loyola Marymount	63 62
								142	A	Portland St.	55 72	145	A	Montana	62 78
								153	A	Montana St.	70 80	187	A	Colorado St.	54 65
								210	H	Southern Utah	76 82	224	N	SMU	48 55
								243	A	Sacramento St.	61 65	286	H	California Baptist	91 88
								302	H	Weber St.	74 64	336	A	Seattle U	65 58

Team's RPI: 255															
LAST 12 Division I GAMES:															
153	A	Montana St.	70 80	224	N	SMU	48 55								
145	A	Montana	62 78	142	A	Portland St.	55 72								
57	A	Arizona	47 71	243	A	Sacramento St.	61 65								
41	H	New Mexico	55 84	210	H	Southern Utah	76 82								
187	A	Colorado St.	54 65	118	H	Idaho St.	69 80								
132	A	Loyola Marymount	63 62	302	H	Weber St.	74 64								

Non-Div I Games:

Northern Ariz.

Loss,
Non-Conf, S Site, H Home
A Away
N Neutral

Average RPI Win:	172	WON-LOST	WINNING	LAST 10	STRENGTH OF	OPP. STRENGTH	TEAM	ADJ.	CONF.	ADJ CONF.
Average RPI Loss:	145	RECORD	PCT. RANK	GAMES	SCHEDULE	OF SCHEDULE	RPI	RPI	RPI	RPI
DIV. I ONLY	11- 6	90	7-3	185	85	108	108	15	15	
DIV. I NON-CONF.	5- 4	139	0- 0	169	26	93	93	12	12	

TOTALS	RPI 1-25	RPI 26-50	W-L RECORDS	RPI 51-100	RPI 101-150	RPI 150+				
11- 6	0- 1	0- 1	OVERALL	0- 0	6- 1	5- 3				
6- 2	0- 0	0- 0	HOME	0- 0	4- 0	2- 2				
5- 4	0- 1	0- 1	AWAY	0- 0	2- 1	3- 1				
0- 0	0- 0	0- 0	NEUTRAL	0- 0	0- 0	0- 0				
5- 4	0- 1	0- 1	NON-CONFERENCE	0- 0	2- 1	3- 1				
3- 0	0- 0	0- 0	HOME	0- 0	2- 0	1- 0				
2- 4	0- 1	0- 1	AWAY	0- 0	0- 1	2- 1				
0- 0	0- 0	0- 0	NEUTRAL	0- 0	0- 0	0- 0				
6- 2	0- 0	0- 0	CONFERENCE	0- 0	4- 0	2- 2				
3- 2	0- 0	0- 0	HOME	0- 0	2- 0	1- 2				
3- 0	0- 0	0- 0	AWAY	0- 0	2- 0	1- 0				
0- 0	0- 0	0- 0	NEUTRAL	0- 0	0- 0	0- 0				

RPI 1-25				RPI 26-50				RPI 51-100				RPI 101+ Team's RPI: 108			
RPI	S	Opponent	Score	RPI	S	Opponent	Score	RPI	S	Opponent	Score	RPI	S	Opponent	Score
20	A	BYU	50 70	48	A	LSU	57 62					118	H	Idaho St.	60 56
												125	A	Colorado	69 77
												129	H	Chattanooga	68 65
												130	A	Idaho	86 72
												142	H	Portland St.	79 63
												145	A	Montana	73 62
												149	H	Denver	74 66
												153	H	Montana St.	66 79
												176	A	Eastern Wash.	67 62
												187	A	Colorado St.	53 47
												219	A	Air Force	57 69
												224	H	SMU	58 57
												243	H	Sacramento St.	82 69
												251	A	San Francisco	68 63
												302	H	Weber St.	54 55

LAST 12 Division I GAMES:															
142	H	Portland St.	79 63	118	H	Idaho St.	60 56								
243	H	Sacramento St.	82 69	302	H	Weber St.	54 55								
20	A	BYU	50 70	153	H	Montana St.	66 79								
129	H	Chattanooga	68 65	145	A	Montana	73 62								
224	H	SMU	58 57	176	A	Eastern Wash.	67 62								
219	A	Air Force	57 69	130	A	Idaho	86 72								

Non-Div I Games:

Northern Colo.

Average RPI Win:	209	WON-LOST	WINNING	LAST 10	STRENGTH OF	OPP. STRENGTH	TEAM	ADJ.	CONF.	ADJ CONF.
Average RPI Loss:	75	RECORD	PCT. RANK	GAMES	SCHEDULE	OF SCHEDULE	RPI	RPI	RPI	RPI
DIV. I ONLY	11- 6	90	7-3	125	118	95	95	8	8	
DIV. I NON-CONF.	8- 4	91	1- 0	228	113	104	104	8	8	

TOTALS	RPI 1-25	RPI 26-50	W-L RECORDS	RPI 51-100	RPI 101-150	RPI 150+				
11- 6	0- 2	0- 1	OVERALL	2- 1	1- 1	8- 1				
8- 1	0- 1	0- 0	HOME	2- 0	1- 0	5- 0				
1- 5	0- 1	0- 1	AWAY	0- 1	0- 1	1- 1				
2- 0	0- 0	0- 0	NEUTRAL	0- 0	0- 0	2- 0				
8- 4	0- 1	0- 1	NON-CONFERENCE	1- 0	1- 1	6- 1				
6- 0	0- 0	0- 0	HOME	1- 0	1- 0	4- 0				
0- 4	0- 1	0- 1	AWAY	0- 0	0- 1	0- 1				
2- 0	0- 0	0- 0	NEUTRAL	0- 0	0- 0	2- 0				
3- 2	0- 1	0- 0	CONFERENCE	1- 1	0- 0	2- 0				
2- 1	0- 1	0- 0	HOME	1- 0	0- 0	1- 0				
1- 1	0- 0	0- 0	AWAY	0- 1	0- 0	1- 0				
0- 0	0- 0	0- 0	NEUTRAL	0- 0	0- 0	0- 0				

RPI 1-25				RPI 26-50				RPI 51-100				Team's RPI: 95				RPI 101+			
RPI	S	Opponent	Score	RPI	S	Opponent	Score	RPI	S	Opponent	Score	RPI	S	Opponent	Score	RPI	S	Opponent	Score
13	A	Iowa St.	60 70	29	A	Indiana	73 91	76	A	Kent St.	78 87	112	H	Yale	89 80				
19	H	Central Mich.	66 89					79	H	UNI	70 59	145	A	Montana	70 86				
								97	H	Mi ami (OH)	82 71	168	A	Southern Ill.	73 82				
												179	H	Akron	70 59				
												202	H	Brown	109 102				
												230	A	Bowl ing Green	66 52				
												238	N	Western Ill.	86 61				
												250	H	Eastern Ill.	78 59				
												261	N	Nevada	98 69				
												311	H	North Dakota St.	81 63				
												343	H	Chi cago St.	114 52				

LAST 12 Di vi si on I GAMES:																			
76	A	Kent St.	78 87	261	N	Nevada	98 69	79	H	UNI	70 59	13	A	Iowa St.	60 70				
97	H	Mi ami (OH)	82 71	179	H	Akron	70 59	230	A	Bowl ing Green	66 52	19	H	Central Mi ch.	66 89				
202	H	Brown	109 102																
343	H	Chi cago St.	114 52																
250	H	Eastern Ill.	78 59																
238	N	Western Ill.	86 61																

Non-Div I Games:

Northern Ill.

Average RPI Win:	260	WON-LOST	WINNING	LAST 10	STRENGTH OF	OPP. STRENGTH	TEAM	ADJ.	CONF.	ADJ CONF.
Average RPI Loss:	145	RECORD	PCT. RANK	GAMES	SCHEDULE	OF SCHEDULE	RPI	RPI	RPI	RPI
DIV. I ONLY	2- 14	331	2-8	108	226	279	279	20	20	
DIV. I NON-CONF.	0- 9	336	0- 0	82	221	308	308	18	18	

TOTALS	RPI 1-25	RPI 26-50	W-L RECORDS	RPI 51-100	RPI 101-150	RPI 150+				
2- 14	0- 1	0- 0	OVERALL	0- 5	0- 1	2- 7				
1- 4	0- 0	0- 0	HOME	0- 3	0- 0	1- 1				
1- 7	0- 1	0- 0	AWAY	0- 2	0- 1	1- 3				
0- 3	0- 0	0- 0	NEUTRAL	0- 0	0- 0	0- 3				
0- 9	0- 1	0- 0	NON-CONFERENCE	0- 3	0- 0	0- 5				
0- 2	0- 0	0- 0	HOME	0- 1	0- 0	0- 1				
0- 4	0- 1	0- 0	AWAY	0- 2	0- 0	0- 1				
0- 3	0- 0	0- 0	NEUTRAL	0- 0	0- 0	0- 3				
2- 5	0- 0	0- 0	CONFERENCE	0- 2	0- 1	2- 2				
1- 2	0- 0	0- 0	HOME	0- 2	0- 0	1- 0				
1- 3	0- 0	0- 0	AWAY	0- 0	0- 1	1- 2				
0- 0	0- 0	0- 0	NEUTRAL	0- 0	0- 0	0- 0				

RPI 1-25				RPI 26-50				RPI 51-100				RPI 101+ Team's RPI: 279			
RPI	S	Opponent	Score	RPI	S	Opponent	Score	RPI	S	Opponent	Score	RPI	S	Opponent	Score
5	A	Louisville	59 92					53	H	Green Bay	61 81	121	A	Youngstown St.	66 77
								75	H	Belmont	53 71	152	A	IUPUI	48 70
								76	A	Kent St.	61 62	161	N	Pepperdine	46 51
								81	H	Wright St.	55 61	179	N	Akron	60 77
								87	A	Providence	43 48	183	H	Illinois St.	53 58
												185	H	Milwaukee	55 54
												266	A	Cleveland St.	47 76
												274	N	La Salle	56 74
												313	A	Austin Peay	48 52
												335	A	UIC	67 49

LAST 12 Division I GAMES:															
335	A	UIC	67 49	121	A	Youngstown St.	66 77	266	A	Cleveland St.	47 76	81	H	Wright St.	55 61
161	N	Pepperdine	46 51	53	H	Green Bay	61 81	185	H	Milwaukee	55 54	152	A	IUPUI	48 70
87	A	Providence	43 48	75	H	Belmont	53 71	274	N	La Salle	56 74				
274	N	La Salle	56 74	76	A	Kent St.	61 62	5	A	Louisville	59 92				
5	A	Louisville	59 92	81	H	Wright St.	55 61	183	H	Illinois St.	53 58				
183	H	Illinois St.	53 58	87	A	Providence	43 48								

Non-Div I Games: Alderson Broaddus 73 32

Northern Ky.

Average RPI Win:	163	WON-LOST	WINNING	LAST 10	STRENGTH OF	OPP. STRENGTH	TEAM	ADJ.	CONF.	ADJ CONF.
Average RPI Loss:	48	RECORD	PCT. RANK	GAMES	SCHEDULE	OF SCHEDULE	RPI	RPI	RPI	RPI
DIV. I ONLY	11- 7	112	6-4	64	32	80	80	4	4	
DIV. I NON-CONF.	7- 4	109	0- 1	176	44	122	122	5	5	

TOTALS	RPI 1-25	RPI 26-50	W-L RECORDS	RPI 51-100	RPI 101-150	RPI 150+				
11- 7	0- 2	2- 2	OVERALL	2- 3	1- 0	6- 0				
7- 3	0- 1	1- 1	HOME	1- 1	1- 0	4- 0				
3- 3	0- 1	1- 1	AWAY	1- 1	0- 0	1- 0				
1- 1	0- 0	0- 0	NEUTRAL	0- 1	0- 0	1- 0				
7- 4	0- 1	0- 1	NON-CONFERENCE	2- 2	1- 0	4- 0				
4- 2	0- 1	0- 0	HOME	1- 1	1- 0	2- 0				
2- 1	0- 0	0- 1	AWAY	1- 0	0- 0	1- 0				
1- 1	0- 0	0- 0	NEUTRAL	0- 1	0- 0	1- 0				
4- 3	0- 1	2- 1	CONFERENCE	0- 1	0- 0	2- 0				
3- 1	0- 0	1- 1	HOME	0- 0	0- 0	2- 0				
1- 2	0- 1	1- 0	AWAY	0- 1	0- 0	0- 0				
0- 0	0- 0	0- 0	NEUTRAL	0- 0	0- 0	0- 0				

RPI 1-25				RPI 26-50				RPI 51-100				RPI 101+			
RPI	S	Opponent	Score	RPI	S	Opponent	Score	RPI	S	Opponent	Score	RPI	S	Opponent	Score
15	H	Marquette	57 76	28	H	Michigan St.	70 62	51	H	Duke	84 58	143	H	UT Martin	90 64
16	A	Rutgers	41 45	29	A	Indiana	75 69	53	A	Green Bay	57 55	162	H	Wisconsin	72 46
				33	H	Purdue	54 57	63	A	Michigan	78 79	166	H	Illinois	68 45
				43	A	DePaul	60 76	74	N	Kansas	57 66	213	A	Florida	83 74
								91	H	Pittsburgh	49 52	269	N	Wisconsin St.	65 43
												335	H	UIC	87 44
												343	H	Chicago St.	97 35

Team's RPI: 80															
LAST 12 Division I GAMES:															
166	H	Illinois	68 45	74	N	Kansas	57 66	162	H	Wisconsin	72 46				
16	A	Rutgers	41 45	29	A	Indiana	75 69	33	H	Purdue	54 57				
269	N	Wisconsin St.	65 43	63	A	Michigan	78 79	28	H	Michigan St.	70 62				
343	H	Chicago St.	97 35												
15	H	Marquette	57 76												
43	A	DePaul	60 76												

Non-Div I Games:

Northwestern

Average RPI Win:	335	WON-LOST	WINNING	LAST 10	STRENGTH OF	OPP. STRENGTH	TEAM	ADJ.	CONF.	ADJ CONF.
Average RPI Loss:	160	RECORD	PCT. RANK	GAMES	SCHEDULE	OF SCHEDULE	RPI	RPI	RPI	RPI
DIV. I ONLY	2- 10	319	3-7	232	265	323	323	26	26	
DIV. I NON-CONF.	1- 6	318	0- 0	260	161	331	331	22	22	

TOTALS	RPI 1-25	RPI 26-50	W-L RECORDS	RPI 51-100	RPI 101-150	RPI 150+				
2- 10	0- 1	0- 1	OVERALL	0- 1	0- 2	2- 5				
2- 2	0- 0	0- 0	HOME	0- 0	0- 0	2- 2				
0- 8	0- 1	0- 1	AWAY	0- 1	0- 2	0- 3				
0- 0	0- 0	0- 0	NEUTRAL	0- 0	0- 0	0- 0				
1- 6	0- 1	0- 1	NON-CONFERENCE	0- 0	0- 2	1- 2				
1- 1	0- 0	0- 0	HOME	0- 0	0- 0	1- 1				
0- 5	0- 1	0- 1	AWAY	0- 0	0- 2	0- 1				
0- 0	0- 0	0- 0	NEUTRAL	0- 0	0- 0	0- 0				
1- 4	0- 0	0- 0	CONFERENCE	0- 1	0- 0	1- 3				
1- 1	0- 0	0- 0	HOME	0- 0	0- 0	1- 1				
0- 3	0- 0	0- 0	AWAY	0- 1	0- 0	0- 2				
0- 0	0- 0	0- 0	NEUTRAL	0- 0	0- 0	0- 0				

RPI 1-25				RPI 26-50				RPI 51-100				RPI 101+ Team's RPI: 323			
RPI	S	Opponent	Score	RPI	S	Opponent	Score	RPI	S	Opponent	Score	RPI	S	Opponent	Score
23	A	Texas	66 104	50	A	Arkansas	53 98	86	A	SFA	56 84	120	A	Al abama	73 87
												137	A	Okl ahoma	56 93
												167	H	Abilene Christi an	63 72
												211	A	Southern Mi ss.	54 69
												212	A	Ni chol ls St.	86 97
												272	A	A&M-Corpus Christi	55 79
												319	H	McNeese	82 63
												322	H	La. -Monroe	55 63
												350	H	Al corn	78 65

LAST 12 Division I GAMES:															
120	A	Al abama	73 87	167	H	Abilene Christian	63 72	86	A	SFA	56 84	272	A	A&M-Corpus Christi	55 79
322	H	La. -Monroe	55 63	86	A	SFA	56 84	319	H	McNeese	82 63	212	A	Ni chol ls St.	86 97
211	A	Southern Mi ss.	54 69	272	A	A&M-Corpus Christi	55 79	212	A	Ni chol ls St.	86 97	23	A	Texas	66 104
350	H	Al corn	78 65	319	H	McNeese	82 63	23	A	Texas	66 104				
137	A	Okl ahoma	56 93	212	A	Ni chol ls St.	86 97								
50	A	Arkansas	53 98	23	A	Texas	66 104								

Non-Div I Games: Loyola (LA) 71 66 Central Baptist 82 56 LeTourneau 100 40 Centenary (LA) 94 51 Northwestern St.

Average RPI	Win:	71	WON-LOST	WINNING	LAST 10	STRENGTH OF	OPP. STRENGTH	TEAM	ADJ.	CONF.	ADJ CONF.
Average RPI	Loss:	7	RECORD	PCT. RANK	GAMES	SCHEDULE	OF SCHEDULE	RPI	RPI	RPI	RPI
DIV. I ONLY		18- 1		2	10-0	1	6	1	1	1	1
DIV. I NON-CONF.		12- 1		10	1- 0	1	9	1	1	1	1

TOTALS	RPI 1-25		RPI 26-50		W-L RECORDS	RPI 51-100		RPI 101-150		RPI 150+	
18- 1	5- 1		3- 0		OVERALL	6- 0		3- 0		1- 0	
10- 1	2- 1		0- 0		HOME	4- 0		3- 0		1- 0	
5- 0	1- 0		2- 0		AWAY	2- 0		0- 0		0- 0	
3- 0	2- 0		1- 0		NEUTRAL	0- 0		0- 0		0- 0	
12- 1	4- 1		2- 0		NON-CONFERENCE	3- 0		2- 0		1- 0	
6- 1	1- 1		0- 0		HOME	2- 0		2- 0		1- 0	
3- 0	1- 0		1- 0		AWAY	1- 0		0- 0		0- 0	
3- 0	2- 0		1- 0		NEUTRAL	0- 0		0- 0		0- 0	
6- 0	1- 0		1- 0		CONFERENCE	3- 0		1- 0		0- 0	
4- 0	1- 0		0- 0		HOME	2- 0		1- 0		0- 0	
2- 0	0- 0		1- 0		AWAY	1- 0		0- 0		0- 0	
0- 0	0- 0		0- 0		NEUTRAL	0- 0		0- 0		0- 0	

RPI	S	Opponent	Score	RPI	S	Opponent	Score	RPI	S	Opponent	Score	RPI	S	Opponent	Score
5	H	Louisville	82 68	32	A	Georgia Tech	76 55	66	H	Harvard	103 58	110	H	Western Ky.	94 53
7	H	UConn	71 89	38	N	Oregon St.	91 81	71	A	Virginia Tech	80 51	115	H	Wake Forest	78 48
10	N	Gonzaga	81 65	43	A	DePaul	101 77	77	H	Boston College	92 63	139	H	Lehigh	95 68
11	N	Drake	82 64					84	H	Penn	75 55	256	H	Binghamton	103 53
12	H	Iowa	105 71					91	H	Pittsburgh	100 44				
15	A	Marquette	87 63					94	A	Tolledo	72 56				

LAST 12 Division I GAMES:															
32	A	Georgia Tech	76 55	38	N	Oregon St.	91 81	11	N	Drake	82 64				
91	H	Pittsburgh	100 44	77	H	Boston College	92 63	71	A	Virginia Tech	80 51				
139	H	Lehigh	95 68	115	H	Wake Forest	78 48	5	H	Louisville	82 68				
15	A	Marquette	87 63												
110	H	Western Ky.	94 53												
256	H	Binghamton	103 53												

Non-Div I Games:

Notre Dame

Average RPI Win:	311	WON-LOST	WINNING	LAST 10	STRENGTH OF	OPP. STRENGTH	TEAM	ADJ.	CONF.	ADJ CONF.
Average RPI Loss:	133	RECORD	PCT. RANK	GAMES	SCHEDULE	OF SCHEDULE	RPI	RPI	RPI	RPI
DIV. I ONLY	2- 14	331	2-8	113	204	296	296	20	20	
DIV. I NON-CONF.	1- 8	322	0- 0	20	168	228	228	18	18	

TOTALS	RPI 1-25	RPI 26-50	W-L RECORDS	RPI 51-100	RPI 101-150	RPI 150+				
2- 14	0- 1	0- 2	OVERALL	0- 3	0- 1	2- 7				
2- 7	0- 0	0- 2	HOME	0- 2	0- 1	2- 2				
0- 6	0- 1	0- 0	AWAY	0- 1	0- 0	0- 4				
0- 1	0- 0	0- 0	NEUTRAL	0- 0	0- 0	0- 1				
1- 8	0- 1	0- 2	NON-CONFERENCE	0- 2	0- 0	1- 3				
1- 3	0- 0	0- 2	HOME	0- 1	0- 0	1- 0				
0- 4	0- 1	0- 0	AWAY	0- 1	0- 0	0- 2				
0- 1	0- 0	0- 0	NEUTRAL	0- 0	0- 0	0- 1				
1- 6	0- 0	0- 0	CONFERENCE	0- 1	0- 1	1- 4				
1- 4	0- 0	0- 0	HOME	0- 1	0- 1	1- 2				
0- 2	0- 0	0- 0	AWAY	0- 0	0- 0	0- 2				
0- 0	0- 0	0- 0	NEUTRAL	0- 0	0- 0	0- 0				

RPI 1-25				RPI 26-50				RPI 51-100				RPI 101+				Team's RPI: 296
RPI	S	Opponent	Score	RPI	S	Opponent	Score	RPI	S	Opponent	Score	RPI	S	Opponent	Score	
19	A	Central Mich.	61 104	28	H	Michigan St.	58 102	53	H	Green Bay	53 77	121	H	Youngstown St.	55 69	
				29	H	Indiana	32 59	63	H	Michigan	59 85	152	A	IUPUI	53 82	
								76	A	Kent St.	65 75	173	A	Bradley	64 73	
												179	N	Akron	65 85	
												183	A	Illinois St.	56 62	
												185	H	Milwaukee	52 79	
												266	H	Cleveland St.	62 64	
												293	H	Canisius	71 60	
												329	H	Detroit Mercy	74 67	
												335	A	UIC	65 69	
LAST 12 Division I GAMES:																
266	H	Cleveland St.	62 64	53	H	Green Bay	53 77									
63	H	Michigan	59 85	185	H	Milwaukee	52 79									
28	H	Michigan St.	58 102	152	A	IUPUI	53 82									
173	A	Bradley	64 73	335	A	UIC	65 69									
183	A	Illinois St.	56 62	329	H	Detroit Mercy	74 67									
293	H	Canisius	71 60	121	H	Youngstown St.	55 69									

Non-Div I Games: Grace Bible (MI) 94 48 Rochester College 64 46

Oakland

Average RPI Win: 176		WON-LOST RECORD	WINNING PCT. RANK	LAST 10 GAMES	STRENGTH OF SCHEDULE	OPP. STRENGTH OF SCHEDULE	TEAM RPI	ADJ. RPI	CONF. RPI	ADJ CONF. RPI
Average RPI Loss: 19										
DIV. I ONLY		15- 1	9	9-1	213	63	39	39	8	8
DIV. I NON-CONF.		11- 0	1	0- 0	304	67	52	52	8	8
TOTALS		RPI 1-25	RPI 26-50	W-L RECORDS	RPI 51-100	RPI 101-150	RPI 150+			
15- 1	0- 1		2- 0	OVERALL	2- 0	2- 0	9- 0			
8- 1	0- 1		1- 0	HOME	1- 0	1- 0	5- 0			
5- 0	0- 0		1- 0	AWAY	0- 0	1- 0	3- 0			
2- 0	0- 0		0- 0	NEUTRAL	1- 0	0- 0	1- 0			
11- 0	0- 0		1- 0	NON-CONFERENCE	1- 0	2- 0	7- 0			
6- 0	0- 0		1- 0	HOME	0- 0	1- 0	4- 0			
3- 0	0- 0		0- 0	AWAY	0- 0	1- 0	2- 0			
2- 0	0- 0		0- 0	NEUTRAL	1- 0	0- 0	1- 0			
4- 1	0- 1		1- 0	CONFERENCE	1- 0	0- 0	2- 0			
2- 1	0- 1		0- 0	HOME	1- 0	0- 0	1- 0			
2- 0	0- 0		1- 0	AWAY	0- 0	0- 0	1- 0			
0- 0	0- 0		0- 0	NEUTRAL	0- 0	0- 0	0- 0			

RPI 1-25				Team's RPI: 39				RPI 51-100				RPI 101+			
RPI	S	Opponent	Score	RPI	S	Opponent	Score	RPI	S	Opponent	Score	RPI	S	Opponent	Score
19	H	Central Mich.	70 88	33	H	Purdue	80 73	60	N	Lamar University	87 62	117	H	UNCW	95 72
				36	A	Buffalo	74 71	76	H	Kent St.	83 81	127	A	American	77 67
												152	A	IUPUI	73 66
												184	H	Eastern Mich.	85 44
												188	A	Ball St.	90 75
												238	N	St. Bonaventure	70 53
												256	H	Binghamton	86 49
												266	H	Cleveland St.	72 54
												282	A	Richmond	109 58
												305	H	Coppin St.	87 62
												325	H	Eastern Ky.	100 60
LAST 12 Division I GAMES:															
				282	A	Richmond	109 58	184	H	Eastern Mich.	85 44				
				152	A	IUPUI	73 66	76	H	Kent St.	83 81				
				305	H	Coppin St.	87 62	188	A	Ball St.	90 75				
				33	H	Purdue	80 73	19	H	Central Mich.	70 88				
				266	H	Cleveland St.	72 54	36	A	Buffalo	74 71				
				60	N	Lamar University	87 62	127	A	American	77 67				

Non-Div I Games:

Oh i o

Average RPI Win: 124

Average RPI Loss: 58

WON-LOST
RECORDWINNING
PCT. RANKLAST 10
GAMESSTRENGTH OF
SCHEDULEOPP. STRENGTH
OF SCHEDULETEAM
RPIADJ.
RPICONF.
RPIADJ CONF.
RPIDIV. I ONLY
DIV. I NON-CONF.7- 9
4- 5205
1904-6
0- 026
7213
22100
164100
1644
54
5

TOTALS

RPI 1-25

RPI 26-50

W-L RECORDS

RPI 51-100

RPI 101-150

RPI 150+

7- 9

0- 3

3- 1

OVERALL

0- 3

2- 2

2- 0

6- 2

0- 0

3- 0

HOME

0- 1

1- 1

2- 0

1- 5

0- 2

0- 1

AWAY

0- 1

1- 1

0- 0

0- 2

0- 1

0- 0

NEUTRAL

0- 1

0- 0

0- 0

4- 5

0- 2

1- 0

NON-CONFERENCE

0- 1

1- 2

2- 0

4- 1

0- 0

1- 0

HOME

0- 0

1- 1

2- 0

0- 2

0- 1

0- 0

AWAY

0- 0

0- 1

0- 0

0- 2

0- 1

0- 0

NEUTRAL

0- 1

0- 0

0- 0

3- 4

0- 1

2- 1

CONFERENCE

0- 2

1- 0

0- 0

2- 1

0- 0

2- 0

HOME

0- 1

0- 0

0- 0

1- 3

0- 1

0- 1

AWAY

0- 1

1- 0

0- 0

0- 0

0- 0

0- 0

NEUTRAL

0- 0

0- 0

0- 0

RPI 1-25

RPI 26-50

RPI 51-100

Team's RPI: 100

RPI 101+

RPI	S	Opponent	Score
7	A	UConn	53 85
21	N	Butler	53 66
24	A	Maryland	69 75

RPI	S	Opponent	Score
28	H	Michigan St.	65 55
29	H	Indiana	55 50
33	A	Purdue	42 60
44	H	North Carolina	76 69

RPI	S	Opponent	Score
63	A	Michigan	58 62
71	N	Virginia Tech	73 81
72	H	Nebraska	69 78

RPI	S	Opponent	Score
111	A	Washington	59 69
113	H	Cincinnati	69 56
114	A	Penn St.	76 71
122	H	South Fla.	47 71
213	H	Florida	46 41
329	H	Detroit Mercy	55 41

LAST 12 Division I GAMES:

33	A	Purdue	42 60	63	A	Michigan	58 62
71	N	Virginia Tech	73 81	114	A	Penn St.	76 71
21	N	Butler	53 66	28	H	Michigan St.	65 55
213	H	Florida	46 41	29	H	Indiana	55 50
111	A	Washington	59 69	24	A	Maryland	69 75
113	H	Cincinnati	69 56	72	H	Nebraska	69 78

Non-Div I Games:

Ohio St.

Oklahoma				Through Games Of Jan. 21, 2019								
Average RPI	Win:	228	WON-LOST	WINNING	LAST 10	STRENGTH OF	OPP. STRENGTH	TEAM	ADJ.	CONF.	ADJ	CONF.
Average RPI	Loss:	57	RECORD	PCT. RANK	GAMES	SCHEDULE	OF SCHEDULE	RPI	RPI	RPI	RPI	RPI
DIV. I ONLY			5- 11	259	3-7	12	86	137	137	3	3	
DIV. I NON-CONF.			4- 7	228	0- 1	27	155	147	147	3	3	

TOTALS		RPI 1-25	RPI 26-50		W-L RECORDS		RPI 51-100		RPI 101-150		RPI 150+	
5- 11	0- 3	0- 5		OVERALL		0- 1		1- 1		4- 1		
4- 3	0- 1	0- 1		HOME		0- 1		1- 0		3- 0		
1- 6	0- 2	0- 3		AWAY		0- 0		0- 1		1- 0		
0- 2	0- 0	0- 1		NEUTRAL		0- 0		0- 0		0- 1		
4- 7	0- 1	0- 4		NON-CONFERENCE		0- 0		1- 1		3- 1		
3- 2	0- 1	0- 1		HOME		0- 0		1- 0		2- 0		
1- 3	0- 0	0- 2		AWAY		0- 0		0- 1		1- 0		
0- 2	0- 0	0- 1		NEUTRAL		0- 0		0- 0		0- 1		
1- 4	0- 2	0- 1		CONFERENCE		0- 1		0- 0		1- 0		
1- 1	0- 0	0- 0		HOME		0- 1		0- 0		1- 0		
0- 3	0- 2	0- 1		AWAY		0- 0		0- 0		0- 0		
0- 0	0- 0	0- 0		NEUTRAL		0- 0		0- 0		0- 0		

RPI 1-25				RPI 26-50				RPI 51-100				RPI 101+ Team's RPI: 137			
RPI	S	Opponent	Score	RPI	S	Opponent	Score	RPI	S	Opponent	Score	RPI	S	Opponent	Score
7	H	UConn	63 72	37	N	Clemson	62 74	99	H	West Virginia	55 66	110	H	Western Ky.	90 83
13	A	Iowa St.	78 104	41	A	New Mexico	80 84					122	A	South Fla.	70 87
23	A	Texas	63 73	42	A	Kansas St.	56 86					155	N	UAB	84 89
				43	H	DePaul	76 87					157	H	Texas Tech	66 61
				47	A	Auburn	79 95					224	A	SMU	77 61

LAST 12 Division I GAMES:															
224	A	SMU	77 61	37	N	Clemson	62 74	13	A	Iowa St.	78 104	99	H	West Virginia	55 66
7	H	UConn	63 72	41	A	New Mexico	80 84	23	A	Texas	63 73	110	H	Western Ky.	90 83
43	H	DePaul	76 87	42	A	Kansas St.	56 86	42	A	Kansas St.	56 86	122	A	South Fla.	70 87
328	H	Central Ark.	65 52	43	H	DePaul	76 87	47	A	Auburn	79 95	155	N	UAB	84 89
47	A	Auburn	79 95	47	A	Auburn	79 95	49	H	West Virginia	55 66	157	H	Texas Tech	66 61
41	A	New Mexico	80 84	41	A	New Mexico	80 84	55	H	West Virginia	55 66	224	A	SMU	77 61
								66	H	Texas Tech	66 61	323	H	Northwestern St.	93 56
												328	H	Central Ark.	65 52

Non-Div I Games:

Oklahoma

Average RPI Win:	178	WON-LOST	WINNING	LAST 10	STRENGTH OF	OPP. STRENGTH	TEAM	ADJ.	CONF.	ADJ CONF.
Average RPI Loss:	56	RECORD	PCT. RANK	GAMES	SCHEDULE	OF SCHEDULE	RPI	RPI	RPI	RPI
DIV. I ONLY	12- 4	46	6-4	138	66	64	64	3	3	
DIV. I NON-CONF.	9- 2	43	0- 0	289	55	111	111	3	3	

TOTALS	RPI 1-25	RPI 26-50	W-L RECORDS	RPI 51-100	RPI 101-150	RPI 150+				
12- 4	0- 1	0- 1	OVERALL	2- 2	1- 0	9- 0				
10- 1	0- 0	0- 1	HOME	1- 0	1- 0	8- 0				
2- 3	0- 1	0- 0	AWAY	1- 2	0- 0	1- 0				
0- 0	0- 0	0- 0	NEUTRAL	0- 0	0- 0	0- 0				
9- 2	0- 0	0- 1	NON-CONFERENCE	0- 1	1- 0	8- 0				
8- 1	0- 0	0- 1	HOME	0- 0	1- 0	7- 0				
1- 1	0- 0	0- 0	AWAY	0- 1	0- 0	1- 0				
0- 0	0- 0	0- 0	NEUTRAL	0- 0	0- 0	0- 0				
3- 2	0- 1	0- 0	CONFERENCE	2- 1	0- 0	1- 0				
2- 0	0- 0	0- 0	HOME	1- 0	0- 0	1- 0				
1- 2	0- 1	0- 0	AWAY	1- 1	0- 0	0- 0				
0- 0	0- 0	0- 0	NEUTRAL	0- 0	0- 0	0- 0				

RPI 1-25				RPI 26-50				RPI 51-100				Team's RPI: 64				RPI 101+			
RPI	S	Opponent	Score	RPI	S	Opponent	Score	RPI	S	Opponent	Score	RPI	S	Opponent	Score	RPI	S	Opponent	Score
23	A	Texas	51 60	45	H	Tennessee	63 76	56	A	UCLA	59 71	136	H	Texas St.	66 55				
								61	H	TCU	75 71	157	H	Texas Tech	65 57				
								74	A	Kansas	72 62	160	H	Grambling	86 40				
								99	A	West Virginia	58 67	165	H	Arkansas St.	62 60				
												169	H	Oral Roberts	89 69				
												186	H	UC Riverside	76 51				
												204	H	Prairie View	70 50				
												228	H	Samford	82 62				
												269	A	Wichita St.	60 47				
												324	H	Houston Baptist	77 44				
LAST 12 Division I GAMES:																			
169	H	Oral Roberts	89 69	74	A	Kansas	72 62	157	H	Texas Tech	65 57	99	A	West Virginia	58 67	61	H	TCU	75 71
56	A	UCLA	59 71	66	55			23	A	Texas	51 60	160	H	Grambling	86 40				
324	H	Houston Baptist	77 44	63	76														
45	H	Tennessee	63 76																
136	H	Texas St.	66 55																
269	A	Wichita St.	60 47																

Non-Div I Games:

Oklahoma St.

Average RPI Win:	195	WON-LOST	WINNING	LAST 10	STRENGTH OF	OPP. STRENGTH	TEAM	ADJ.	CONF.	ADJ CONF.
Average RPI Loss:	100	RECORD	PCT. RANK	GAMES	SCHEDULE	OF SCHEDULE	RPI	RPI	RPI	RPI
DIV. I ONLY	13- 5	58	7-3	102	168	55	55	16	16	
DIV. I NON-CONF.	9- 3	61	0- 1	28	202	26	26	19	19	

TOTALS	RPI 1-25	RPI 26-50	W-L RECORDS	RPI 51-100	RPI 101-150	RPI 150+				
13- 5	0- 1	0- 1	OVERALL	1- 1	5- 1	7- 1				
6- 1	0- 0	0- 0	HOME	0- 1	2- 0	4- 0				
5- 3	0- 1	0- 0	AWAY	1- 0	2- 1	2- 1				
2- 1	0- 0	0- 1	NEUTRAL	0- 0	1- 0	1- 0				
9- 3	0- 1	0- 1	NON-CONFERENCE	1- 1	4- 0	4- 0				
4- 1	0- 0	0- 0	HOME	0- 1	2- 0	2- 0				
3- 1	0- 1	0- 0	AWAY	1- 0	1- 0	1- 0				
2- 1	0- 0	0- 1	NEUTRAL	0- 0	1- 0	1- 0				
4- 2	0- 0	0- 0	CONFERENCE	0- 0	1- 1	3- 1				
2- 0	0- 0	0- 0	HOME	0- 0	0- 0	2- 0				
2- 2	0- 0	0- 0	AWAY	0- 0	1- 1	1- 1				
0- 0	0- 0	0- 0	NEUTRAL	0- 0	0- 0	0- 0				

RPI 1-25				RPI 26-50				RPI 51-100				RPI 101+			
RPI	S	Opponent	Score	RPI	S	Opponent	Score	RPI	S	Opponent	Score	RPI	S	Opponent	Score
8	A	NC State	56 85	46	N	Saint Mary's (CA)	65 83	85	A	Tulane	56 48	107	N	Tennessee Tech	80 73
								98	H	Virginia	67 73	110	A	Western Ky.	60 75
												113	A	Cincinnati	76 72
												126	H	VCU	60 57
												134	A	Louisiana Tech	70 59
												150	H	William & Mary	83 69
												203	N	Jacksonville	78 76
												211	A	Southern Miss.	53 50
												240	A	Marshall	48 57
												244	A	Campbell	83 59
												254	H	Norfolk St.	69 53
												290	H	Fla. Atlantic	87 53
												305	H	Coppin St.	81 51
												310	H	FIU	95 68

LAST 12 Division I GAMES:															
240	A	Marshall	48 57	46	N	Saint Mary's (CA)	65 83	211	A	Southern Miss.	53 50				
305	H	Coppin St.	81 51	134	A	Louisiana Tech	70 59	310	H	FIU	95 68				
85	A	Tulane	56 48	290	H	Fla. Atlantic	87 53	110	A	Western Ky.	60 75				
126	H	VCU	60 57												
150	H	William & Mary	83 69												
8	A	NC State	56 85												

Non-Div I Games:

Old Dominion

O
l
e
M
i
s
s

Ole Miss				Through Games Of Jan. 21, 2019							
Average RPI	Win:	239	WON-LOST	WINNING	LAST 10	STRENGTH OF	OPP. STRENGTH	TEAM	ADJ.	CONF.	ADJ CONF.
Average RPI	Loss:	83	RECORD	PCT. RANK	GAMES	SCHEDULE	OF SCHEDULE	RPI	RPI	RPI	RPI
DIV. I ONLY			8- 11	219	5-5	87	135	193	193	6	6
DIV. I NON-CONF.			6- 8	199	0- 0	150	218	251	251	6	6
<hr/>											
TOTALS		RPI 1-25	RPI 26-50		W-L RECORDS		RPI 51-100	RPI 101-150	RPI 150+		
8- 11		1- 1	0- 4		OVERALL		0- 2	0- 2	7- 2		
7- 6		0- 0	0- 2		HOME		0- 2	0- 0	7- 2		
1- 2		1- 0	0- 1		AWAY		0- 0	0- 1	0- 0		
0- 3		0- 1	0- 1		NEUTRAL		0- 0	0- 1	0- 0		
6- 8		0- 1	0- 1		NON-CONFERENCE		0- 2	0- 2	6- 2		
6- 4		0- 0	0- 0		HOME		0- 2	0- 0	6- 2		
0- 1		0- 0	0- 0		AWAY		0- 0	0- 1	0- 0		
0- 3		0- 1	0- 1		NEUTRAL		0- 0	0- 1	0- 0		
2- 3		1- 0	0- 3		CONFERENCE		0- 0	0- 0	1- 0		
1- 2		0- 0	0- 2		HOME		0- 0	0- 0	1- 0		
1- 1		1- 0	0- 1		AWAY		0- 0	0- 0	0- 0		
0- 0		0- 0	0- 0		NEUTRAL		0- 0	0- 0	0- 0		

RPI 1-25				RPI 26-50				RPI 51-100				RPI 101+ Team's RPI: 193			
RPI	S	Opponent	Score	RPI	S	Opponent	Score	RPI	S	Opponent	Score	RPI	S	Opponent	Score
7	N	UConn	50 90	33	N	Purdue	59 70	61	H	TCU	50 55	105	N	St. John's (NY)	59 64
25	A	Kentucky	55 49	34	A	Missouri	55 78	90	H	Troy	54 71	134	A	Louisiana Tech	71 80
				48	H	LSU	41 55					152	H	IUPUI	58 66
				50	H	Arkansas	55 85					194	H	Jacksonville St.	49 60

LAST 12 Division I GAMES:															
90	H	Troy	54 71	213	H	Florida	76 66								
134	A	Louisiana Tech	71 80	25	A	Kentucky	55 49								
263	H	Louisiana	79 57	48	H	LSU	41 55								
339	H	Savannah St.	74 51	50	H	Arkansas	55 85								
194	H	Jacksonville St.	49 60	34	A	Missouri	55 78								
61	H	TCU	50 55	291	H	North Florida	82 69								

O
l
e
M
i
s
s

Non-Div I Games:

Ole Miss

Average RPI Win:	319	WON-LOST	WINNING	LAST 10	STRENGTH OF	OPP. STRENGTH	TEAM	ADJ.	CONF.	ADJ CONF.
Average RPI Loss:	143	RECORD	PCT. RANK	GAMES	SCHEDULE	OF SCHEDULE	RPI	RPI	RPI	RPI
DIV. I ONLY	5- 12	271	2-8	267	253	299	299	18	18	
DIV. I NON-CONF.	4- 7	228	1- 0	285	278	281	281	16	16	

TOTALS	RPI 1-25	RPI 26-50	W-L RECORDS	RPI 51-100	RPI 101-150	RPI 150+				
5- 12	0- 0	0- 2	OVERALL	0- 2	0- 1	5- 7				
3- 5	0- 0	0- 1	HOME	0- 0	0- 1	3- 3				
1- 6	0- 0	0- 1	AWAY	0- 2	0- 0	1- 3				
1- 1	0- 0	0- 0	NEUTRAL	0- 0	0- 0	1- 1				
4- 7	0- 0	0- 1	NON-CONFERENCE	0- 2	0- 0	4- 4				
2- 2	0- 0	0- 0	HOME	0- 0	0- 0	2- 2				
1- 4	0- 0	0- 1	AWAY	0- 2	0- 0	1- 1				
1- 1	0- 0	0- 0	NEUTRAL	0- 0	0- 0	1- 1				
1- 5	0- 0	0- 1	CONFERENCE	0- 0	0- 1	1- 3				
1- 3	0- 0	0- 1	HOME	0- 0	0- 1	1- 1				
0- 2	0- 0	0- 0	AWAY	0- 0	0- 0	0- 2				
0- 0	0- 0	0- 0	NEUTRAL	0- 0	0- 0	0- 0				

RPI 1-25				RPI 26-50				RPI 51-100				RPI 101+				Team's RPI: 299	
RPI	S	Opponent	Score	RPI	S	Opponent	Score	RPI	S	Opponent	Score	RPI	S	Opponent	Score		
				27	H	South Dakota	49 80	67	A	Creighton	51 66	149	H	Denver	68 95		
				42	A	Kansas St.	46 61	79	A	UNI	50 79	153	A	Montana St.	56 59		
												154	H	CSUN	52 64		
												169	H	Oral Roberts	56 71		
												173	H	Bradley	60 80		
												217	A	North Dakota	57 68		
												238	A	Western Ill.	70 78		
												244	N	Campbell	52 65		
												270	H	CSU Bakersfield	53 46		
												311	H	North Dakota St.	78 61		
												329	A	Detroit Mercy	51 42		
												340	H	USC Upstate	96 69		
												346	N	Florida A&M	57 50		
LAST 12 Division I GAMES:																	
				149	H	Denver	68 95	346	N	Florida A&M	57 50						
				79	A	UNI	50 79	27	H	South Dakota	49 80						
				153	A	Montana St.	56 59	238	A	Western Ill.	70 78						
				173	H	Bradley	60 80	217	A	North Dakota	57 68						
				270	H	CSU Bakersfield	53 46	311	H	North Dakota St.	78 61						
				67	A	Creighton	51 66	169	H	Oral Roberts	56 71						

Oral Roberts

Through Games Of Jan. 21, 2019

Average RPI Win:	244	WON-LOST	WINNING	LAST 10	STRENGTH OF	OPP. STRENGTH	TEAM	ADJ.	CONF.	ADJ CONF.
Average RPI Loss:	88	RECORD	PCT. RANK	GAMES	SCHEDULE	OF SCHEDULE	RPI	RPI	RPI	RPI

DIV. I ONLY	8- 10	201	5-5	150	143	169	169	18	18
DIV. I NON-CONF.	5- 6	177	0- 0	103	99	117	117	16	16
TOTALS	RPI 1-25	RPI 26-50	W-L RECORDS	RPI 51-100	RPI 101-150	RPI 150+			
8- 10	0- 1	0- 3	OVERALL	0- 2	1- 3	7- 1			
3- 4	0- 0	0- 1	HOME	0- 0	0- 2	3- 1			
5- 6	0- 1	0- 2	AWAY	0- 2	1- 1	4- 0			
0- 0	0- 0	0- 0	NEUTRAL	0- 0	0- 0	0- 0			
5- 6	0- 1	0- 1	NON-CONFERENCE	0- 2	1- 2	4- 0			
2- 2	0- 0	0- 0	HOME	0- 0	0- 2	2- 0			
3- 4	0- 1	0- 1	AWAY	0- 2	1- 0	2- 0			
0- 0	0- 0	0- 0	NEUTRAL	0- 0	0- 0	0- 0			
3- 4	0- 0	0- 2	CONFERENCE	0- 0	0- 1	3- 1			
1- 2	0- 0	0- 1	HOME	0- 0	0- 0	1- 1			
2- 2	0- 0	0- 1	AWAY	0- 0	0- 1	2- 0			
0- 0	0- 0	0- 0	NEUTRAL	0- 0	0- 0	0- 0			

RPI S Opponent Score	RPI S Opponent Score	RPI S Opponent Score	RPI S Opponent Score
12 A Iowa 77 90	26 A South Dakota St. 55 68	64 A Oklahoma St. 69 89	124 H UT Arlington 62 80
	27 H South Dakota 72 76	74 A Kansas 58 70	133 H Tulsa 68 76
	50 A Arkansas 61 74		136 A Texas St. 81 64
			149 A Denver 76 93
			192 H UMKC 75 64
			210 H Southern Utah 64 59
			215 A Sam Houston St. 73 62
			217 H North Dakota 67 75
			238 H Western Ill. 68 64
			299 A Omaha 71 56
			324 A Houston Baptist 74 56
			338 A Purdue Fort Wayne 72 61
LAST 12 Division I GAMES:			
299 A Omaha 71 56	149 A Denver 76 93		
64 A Oklahoma St. 69 89	27 H South Dakota 72 76		
324 A Houston Baptist 74 56	26 A South Dakota St. 55 68		
215 A Sam Houston St. 73 62	338 A Purdue Fort Wayne 72 61		
124 H UT Arlington 62 80	238 H Western Ill. 68 64		
210 H Southern Utah 64 59	217 H North Dakota 67 75		

Non-Div I Games: Harris-Stowe 74 46 Cent. Christian (KS) 47

Oral Roberts

Loss, Non-Conf, S Site, H Home A Away N Neutral

Average RPI Win: 91		WON-LOST	WINNING	LAST 10	STRENGTH OF		OPP. STRENGTH	TEAM	ADJ.	CONF.	ADJ CONF.
Loss: 28		RECORD	PCT. RANK	GAMES	SCHEDULE		OF SCHEDULE	RPI	RPI	RPI	RPI
DIV. I ONLY		16- 1	5	10-0	15		4	3	3	2	2
DIV. I NON-CONF.		10- 1	19	0- 0	15		31	2	2	2	2
TOTALS		RPI 1-25	RPI 26-50		W-L RECORDS		RPI 51-100	RPI 101-150	RPI 150+		
16- 1	3- 0	4- 1		OVERALL		3- 0	2- 0		4- 0		
10- 0	3- 0	1- 0		HOME		2- 0	2- 0		2- 0		
5- 1	0- 0	3- 1		AWAY		1- 0	0- 0		1- 0		
1- 0	0- 0	0- 0		NEUTRAL		0- 0	0- 0		1- 0		
10- 1	2- 0	3- 1		NON-CONFERENCE		0- 0	1- 0		4- 0		
6- 0	2- 0	1- 0		HOME		0- 0	1- 0		2- 0		
3- 1	0- 0	2- 1		AWAY		0- 0	0- 0		1- 0		
1- 0	0- 0	0- 0		NEUTRAL		0- 0	0- 0		1- 0		
6- 0	1- 0	1- 0		CONFERENCE		3- 0	1- 0		0- 0		
4- 0	1- 0	0- 0		HOME		2- 0	1- 0		0- 0		
2- 0	0- 0	1- 0		AWAY		1- 0	0- 0		0- 0		
0- 0	0- 0	0- 0		NEUTRAL		0- 0	0- 0		0- 0		

RPI 1-25				Team's RPI: 3			
RPI	S	Opponent	Score				
6	H	Syracuse	75 73				
9	H	Mississippi St.	82 74				
14	H	Arizona St.	77 71				

RPI 26-50			
RPI	S	Opponent	Score
26	A	South Dakota St.	87 79
28	A	Michigan St.	82 88
36	H	Buffalo	102 82
46	A	Saint Mary's (CA)	79 55
49	A	Southern California	93 53

RPI 51-100			
RPI	S	Opponent	Score
56	A	UCLA	72 52
57	H	Arizona	93 60
92	H	Washington St.	98 58

RPI 101+			
RPI	S	Opponent	Score
111	H	Washington	84 71
146	H	UC Irvine	115 69
151	A	Utah St.	88 58
186	N	UC Riverside	94 44
219	H	Air Force	82 36
258	H	Long Beach St.	110 48

LAST 12 Division I GAMES:			
146	H	UC Irvine	115 69
219	H	Air Force	82 36
9	H	Mississippi St.	82 74
26	A	South Dakota St.	87 79
28	A	Michigan St.	82 88
258	H	Long Beach St.	110 48
57	H	Arizona	93 60
14	H	Arizona St.	77 71
56	A	UCLA	72 52
49	A	Southern California	93 53
92	H	Washington St.	98 58
111	H	Washington	84 71

Non-Div I Games:	Alas. Fairbanks	115	36
------------------	-----------------	-----	----

Oregon

■ Loss, ■ Non-Conf, S Site, H Home A Away N Neutral

Average RPI Win:	142	WON-LOST	WINNING	LAST 10	STRENGTH OF	OPP. STRENGTH	TEAM	ADJ.	CONF.	ADJ CONF.
Average RPI Loss:	15	RECORD	PCT. RANK	GAMES	SCHEDULE	OF SCHEDULE	RPI	RPI	RPI	RPI
DIV. I ONLY	15- 3	23	8-2	132	3	38	38	2	2	
DIV. I NON-CONF.	10- 2	37	0- 1	198	24	60	60	2	2	

TOTALS	RPI 1-25	RPI 26-50	W-L RECORDS	RPI 51-100	RPI 101-150	RPI 150+				
15- 3	1- 2	2- 1	OVERALL	4- 0	2- 0	6- 0				
10- 1	0- 1	1- 0	HOME	3- 0	1- 0	5- 0				
2- 0	0- 0	1- 0	AWAY	1- 0	0- 0	0- 0				
3- 2	1- 1	0- 1	NEUTRAL	0- 0	1- 0	1- 0				
10- 2	1- 1	1- 1	NON-CONFERENCE	1- 0	1- 0	6- 0				
7- 0	0- 0	1- 0	HOME	1- 0	0- 0	5- 0				
0- 0	0- 0	0- 0	AWAY	0- 0	0- 0	0- 0				
3- 2	1- 1	0- 1	NEUTRAL	0- 0	1- 0	1- 0				
5- 1	0- 1	1- 0	CONFERENCE	3- 0	1- 0	0- 0				
3- 1	0- 1	0- 0	HOME	2- 0	1- 0	0- 0				
2- 0	0- 0	1- 0	AWAY	1- 0	0- 0	0- 0				
0- 0	0- 0	0- 0	NEUTRAL	0- 0	0- 0	0- 0				

RPI 1-25				RPI 26-50				RPI 51-100				RPI 101+			
RPI	S	Opponent	Score	RPI	S	Opponent	Score	RPI	S	Opponent	Score	RPI	S	Opponent	Score
1	N	Notre Dame	81 91	31	N	Texas A&M	70 76	51	H	Duke	71 57	110	N	Western Ky.	74 60
14	H	Arizona St.	76 79	46	H	Saint Mary's (CA)	89 56	56	A	UCLA	83 73	111	H	Washington	78 67
18	N	South Carolina	70 68	49	A	Southern California	76 52	57	H	Arizona	86 64	174	H	Santa Clara	82 31
								92	H	Washington St.	76 69	176	N	Eastern Wash.	93 45
												270	H	CSU Bakersfield	92 52
												274	H	La Salle	100 46
												307	H	Cal Poly	79 54
												342	H	Ark. -Pine Bluff	89 33

LAST 12 Division I GAMES:															
111	H	Washington	78 67	1	N	Notre Dame	81 91	18	N	South Carolina	70 68				
92	H	Washington St.	76 69	14	H	Arizona St.	76 79	57	H	Arizona	86 64				
270	H	CSU Bakersfield	92 52	49	A	Southern California	76 52	56	A	UCLA	83 73				
51	H	Duke	71 57												
31	N	Texas A&M	70 76												
176	N	Eastern Wash.	93 45												

Non-Div I Games:

Oregon St.

Average RPI	Win:	208	WON-LOST	WINNING	LAST 10	STRENGTH OF	OPP. STRENGTH	TEAM	ADJ.	CONF.	ADJ CONF.
Average RPI	Loss:	27	RECORD	PCT. RANK	GAMES	SCHEDULE	OF SCHEDULE	RPI	RPI	RPI	RPI
DIV. I ONLY		12- 5	68	6-4	133	100	65	65	7	7	
DIV. I NON-CONF.		7- 3	83	0- 0	207	162	87	87	7	7	

TOTALS	RPI 1-25		RPI 26-50		W-L RECORDS	RPI 51-100		RPI 101-150		RPI 150+	
12- 5	0- 3		1- 1		OVERALL	1- 1		2- 0		8- 0	
6- 1	0- 1		1- 0		HOME	1- 0		0- 0		4- 0	
6- 3	0- 2		0- 0		AWAY	0- 1		2- 0		4- 0	
0- 1	0- 0		0- 1		NEUTRAL	0- 0		0- 0		0- 0	
7- 3	0- 1		0- 1		NON-CONFERENCE	1- 1		1- 0		5- 0	
4- 0	0- 0		0- 0		HOME	1- 0		0- 0		3- 0	
3- 2	0- 1		0- 0		AWAY	0- 1		1- 0		2- 0	
0- 1	0- 0		0- 1		NEUTRAL	0- 0		0- 0		0- 0	
5- 2	0- 2		1- 0		CONFERENCE	0- 0		1- 0		3- 0	
2- 1	0- 1		1- 0		HOME	0- 0		0- 0		1- 0	
3- 1	0- 1		0- 0		AWAY	0- 0		1- 0		2- 0	
0- 0	0- 0		0- 0		NEUTRAL	0- 0		0- 0		0- 0	

RPI 1-25				RPI 26-50				RPI 51-100				Team's RPI: 65				RPI 101+			
RPI	S	Opponent	Score	RPI	S	Opponent	Score	RPI	S	Opponent	Score	RPI	S	Opponent	Score	RPI	S	Opponent	Score
10	A	Gonzaga	65 88	30	N	Cal i forni a	69 81	60	A	Lamar Uni versi ty	66 82	104	A	UC Davi s	83 80				
17	A	UCF	57 64	46	H	Saint Mary's (CA)	76 67	78	H	Wyomi ng	70 64	128	A	Portl and	76 66				
20	H	BYU	74 77									174	A	Santa Clara	74 70				
												214	A	Cal St. Fullerton	72 64				
												241	H	San Di ego	79 47				
												251	A	San Franci sco	85 75				
												298	H	UC Santa Barbara	69 53				
												311	H	North Dakota St.	75 68				
												320	A	San Jose St.	91 67				
												336	H	Seattle U	75 61				
LAST 12 Division I GAMES:																			
				46	H	Saint Mary's (CA)	76 67					251	A	San Franci sco	85 75				
				214	A	Cal St. Fullerton	72 64					174	A	Santa Clara	74 70				
				60	A	Lamar Uni versi ty	66 82					241	H	San Di ego	79 47				
				17	A	UCF	57 64					20	H	BYU	74 77				
				298	H	UC Santa Barbara	69 53					10	A	Gonzaga	65 88				
				336	H	Seattle U	75 61					128	A	Portl and	76 66				

Non-Di v I Games:

Paci f i c

Average RPI Win:	234	WON-LOST	WINNING	LAST 10	STRENGTH OF	OPP. STRENGTH	TEAM	ADJ.	CONF.	ADJ CONF.
Average RPI Loss:	42	RECORD	PCT. RANK	GAMES	SCHEDULE	OF SCHEDULE	RPI	RPI	RPI	RPI
DIV. I ONLY	9- 3	46	8-2	219	91	84	84	11	11	
DIV. I NON-CONF.	8- 3	71	0- 1	240	101	97	97	10	10	

TOTALS	RPI 1-25	RPI 26-50	W-L RECORDS	RPI 51-100	RPI 101-150	RPI 150+				
9- 3	0- 1	0- 0	OVERALL	1- 2	1- 0	7- 0				
3- 1	0- 0	0- 0	HOME	0- 1	0- 0	3- 0				
6- 1	0- 1	0- 0	AWAY	1- 0	1- 0	4- 0				
0- 1	0- 0	0- 0	NEUTRAL	0- 1	0- 0	0- 0				
8- 3	0- 1	0- 0	NON-CONFERENCE	0- 2	1- 0	7- 0				
3- 1	0- 0	0- 0	HOME	0- 1	0- 0	3- 0				
5- 1	0- 1	0- 0	AWAY	0- 0	1- 0	4- 0				
0- 1	0- 0	0- 0	NEUTRAL	0- 1	0- 0	0- 0				
1- 0	0- 0	0- 0	CONFERENCE	1- 0	0- 0	0- 0				
0- 0	0- 0	0- 0	HOME	0- 0	0- 0	0- 0				
1- 0	0- 0	0- 0	AWAY	1- 0	0- 0	0- 0				
0- 0	0- 0	0- 0	NEUTRAL	0- 0	0- 0	0- 0				

RPI	S	Opponent	Score	RPI	S	Opponent	Score	RPI	S	Opponent	Score	RPI	S	Opponent	Score
1	A	Notre Dame	55 75					58	H	Villanova	50 58	123	A	Drexel	55 39
								68	N	Maine	46 47	196	A	Navy	65 61
								89	A	Princeton	66 60	245	A	Stetson	75 53
												260	A	Siena	58 51
												274	H	La Salle	65 34
												278	H	Saint Joseph's	65 45
												315	H	NJIT	85 42
												327	A	Iona	66 43

Team's RPI: 84															
LAST 12 Division I GAMES:															
68	N	Maine	46 47	58	H	Villanova	50 58	89	A	Princeton	66 60	245	A	Stetson	75 53
196	A	Navy	65 61					123	A	Drexel	55 39	327	A	Iona	66 43
315	H	NJIT	85 42					274	H	La Salle	65 34				
278	H	Saint Joseph's	65 45												
1	A	Notre Dame	55 75												
260	A	Siena	58 51												

Non-Div I Games:

Penn

Average RPI Win: 159

Average RPI Loss: 60

WON-LOST
RECORDWINNING
PCT. RANKLAST 10
GAMESSTRENGTH OF
SCHEDULEOPP. STRENGTH
OF SCHEDULETEAM
RPIADJ.
RPICONF.
RPIADJ CONF.
RPIDIV. I ONLY
DIV. I NON-CONF.9- 9
7- 4165
1094-6
0- 024
6382
128114
99114
994
54
5

TOTALS

RPI 1-25

RPI 26-50

W-L RECORDS

RPI 51-100

RPI 101-150

RPI 150+

9- 9
8- 5
1- 4
0- 00- 4
0- 1
0- 3
0- 00- 2
0- 1
0- 1
0- 0OVERALL
HOME
AWAY
NEUTRAL2- 1
2- 1
0- 0
0- 02- 2
1- 2
1- 0
0- 05- 0
5- 0
0- 0
0- 07- 4
6- 3
1- 1
0- 00- 1
0- 0
0- 1
0- 00- 1
0- 1
0- 0
0- 0NON-CONFERENCE
HOME
AWAY
NEUTRAL2- 0
2- 0
0- 0
0- 02- 2
1- 2
1- 0
0- 03- 0
3- 0
0- 0
0- 02- 5
2- 2
0- 3
0- 00- 3
0- 1
0- 2
0- 00- 1
0- 0
0- 1
0- 0CONFERENCE
HOME
AWAY
NEUTRAL0- 1
0- 1
0- 0
0- 00- 0
0- 0
0- 0
0- 02- 0
2- 0
0- 0
0- 0

RPI 1-25

RPI 26-50

RPI 51-100

RPI 101+

Team's RPI: 114

RPI	S	Opponent	Score
16	A	Rutgers	61 74
22	A	Florida St.	58 87
24	A	Maryl and	67 79
24	H	Maryl and	61 77

RPI	S	Opponent	Score
29	A	Indiana	75 83
30	H	Cal i forni a	58 75

RPI	S	Opponent	Score
87	H	Provi dence	74 72
89	H	Princeton	79 71
100	H	Ohio St.	71 76

RPI	S	Opponent	Score
127	H	Ameri can	80 59
141	A	Fordham	72 55
144	H	Stony Brook	70 81
147	H	Duquesne	58 64
162	H	Wi sconsi n	71 64
166	H	Illi noi s	62 48
203	H	Jacksonville	80 61
217	H	North Dakota	75 68
238	H	St. Bonaventure	80 65

LAST 12 Division I GAMES:

24	H	Maryl and	61 77	24	A	Maryl and	67 79
127	H	Ameri can	80 59	100	H	Ohio St.	71 76
238	H	St. Bonaventure	80 65	166	H	Illi noi s	62 48
147	H	Duquesne	58 64	16	A	Rutgers	61 74
203	H	Jacksonville	80 61	162	H	Wi sconsi n	71 64
22	A	Florida St.	58 87	29	A	Indiana	75 83

Non-Div I Games:

Penn St.

Average RPI Win:	242	WON-LOST	WINNING	LAST 10	STRENGTH OF	OPP. STRENGTH	TEAM	ADJ.	CONF.	ADJ CONF.
Average RPI Loss:	106	RECORD	PCT. RANK	GAMES	SCHEDULE	OF SCHEDULE	RPI	RPI	RPI	RPI
DIV. I ONLY	11- 6	90	6-4	294	107	161	161	7	7	
DIV. I NON-CONF.	6- 4	125	0- 0	346	164	233	233	7	7	

TOTALS	RPI 1-25	RPI 26-50	W-L RECORDS	RPI 51-100	RPI 101-150	RPI 150+				
11- 6	0- 2	0- 0	OVERALL	0- 1	2- 2	9- 1				
5- 1	0- 1	0- 0	HOME	0- 0	2- 0	3- 0				
4- 4	0- 1	0- 0	AWAY	0- 1	0- 2	4- 0				
2- 1	0- 0	0- 0	NEUTRAL	0- 0	0- 0	2- 1				
6- 4	0- 0	0- 0	NON-CONFERENCE	0- 1	0- 2	6- 1				
1- 0	0- 0	0- 0	HOME	0- 0	0- 0	1- 0				
3- 3	0- 0	0- 0	AWAY	0- 1	0- 2	3- 0				
2- 1	0- 0	0- 0	NEUTRAL	0- 0	0- 0	2- 1				
5- 2	0- 2	0- 0	CONFERENCE	0- 0	2- 0	3- 0				
4- 1	0- 1	0- 0	HOME	0- 0	2- 0	2- 0				
1- 1	0- 1	0- 0	AWAY	0- 0	0- 0	1- 0				
0- 0	0- 0	0- 0	NEUTRAL	0- 0	0- 0	0- 0				

RPI 1-25				RPI 26-50				RPI 51-100				RPI 101+ Team's RPI: 161			
RPI	S	Opponent	Score	RPI	S	Opponent	Score	RPI	S	Opponent	Score	RPI	S	Opponent	Score
10	H	Gonzaga	54 79					87	A	Provi dence	47 66	118	A	Idaho St.	63 65
20	A	BYU	58 83									125	A	Colorado	65 80
												128	H	Portl and	82 68
												132	H	Loyola Marymount	95 86
												174	H	Santa Clara	74 48
												241	A	San Diego	74 55
												243	N	Sacramento St.	113 97
												251	H	San Francisco	69 50
												271	A	Hawai i	65 64
												274	N	La Salle	55 62
												279	N	Northern Ky.	51 46
												302	H	Weber St.	68 47
												307	A	Cal Poly	70 63
												336	A	Seattle U	78 64
LAST 12 Division I GAMES:															
128	H	Portland	82 68	132	H	Loyola Marymount	95 86								
279	N	Northern Ky.	51 46	251	H	San Francisco	69 50								
274	N	La Salle	55 62	174	H	Santa Clara	74 48								
87	A	Provi dence	47 66	241	A	San Di ego	74 55								
118	A	Idaho St.	63 65	20	A	BYU	58 83								
302	H	Weber St.	68 47	10	H	Gonzaga	54 79								

Non-Div I Games:

Pepperdine

Average RPI Win:	166	WON-LOST	WINNING	LAST 10	STRENGTH OF	OPP. STRENGTH	TEAM	ADJ.	CONF.	ADJ CONF.
Average RPI Loss:	61	RECORD	PCT. RANK	GAMES	SCHEDULE	OF SCHEDULE	RPI	RPI	RPI	RPI
DIV. I ONLY	9- 10	188	4-6	19	40	91	91	1	1	
DIV. I NON-CONF.	9- 5	105	0- 0	88	103	91	91	1	1	

TOTALS	RPI 1-25	RPI 26-50	W-L RECORDS	RPI 51-100	RPI 101-150	RPI 150+				
9- 10	0- 4	1- 1	OVERALL	1- 3	4- 1	3- 1				
5- 6	0- 2	0- 1	HOME	0- 2	3- 1	2- 0				
2- 3	0- 2	0- 0	AWAY	1- 1	1- 0	0- 0				
2- 1	0- 0	1- 0	NEUTRAL	0- 0	0- 0	1- 1				
9- 5	0- 1	1- 0	NON-CONFERENCE	1- 2	4- 1	3- 1				
5- 3	0- 1	0- 0	HOME	0- 1	3- 1	2- 0				
2- 1	0- 0	0- 0	AWAY	1- 1	1- 0	0- 0				
2- 1	0- 0	1- 0	NEUTRAL	0- 0	0- 0	1- 1				
0- 5	0- 3	0- 1	CONFERENCE	0- 1	0- 0	0- 0				
0- 3	0- 1	0- 1	HOME	0- 1	0- 0	0- 0				
0- 2	0- 2	0- 0	AWAY	0- 0	0- 0	0- 0				
0- 0	0- 0	0- 0	NEUTRAL	0- 0	0- 0	0- 0				

RPI	S	Opponent	Score
1	A	Notre Dame	44 100
6	H	Syracuse	50 82
8	A	NC State	34 63
17	H	UCF	58 61

RPI	S	Opponent	Score
37	H	Clemson	59 65
50	N	Arkansas	61 54

RPI	S	Opponent	Score
77	H	Boston College	55 59
80	A	Northwestern	52 49
83	A	Georgetown	41 70
99	H	West Virginia	43 77

RPI	S	Opponent	Score
113	H	Cincinnati	65 48
117	H	UNCW	60 56
121	H	Youngstown St.	55 64
141	H	Fordham	65 62
147	A	Duquesne	66 58
162	N	Wisconsin	42 57
253	H	Saint Francis (PA)	78 75
288	H	New Orleans	90 38
301	N	Tennessee St.	78 56

LAST 12 Division I GAMES:

253	H	Saint Francis (PA)	78 75
117	H	UNCW	60 56
99	H	West Virginia	43 77
141	H	Fordham	65 62
80	A	Northwestern	52 49
301	N	Tennessee St.	78 56
37	H	Clemson	59 65
6	H	Syracuse	50 82
77	H	Boston College	55 59
8	A	NC State	34 63
1	A	Notre Dame	44 100
147	A	Duquesne	66 58

Non-Div I Games:

Pittsburgh

Average RPI Win:	231	WON-LOST	WINNING	LAST 10	STRENGTH OF	OPP. STRENGTH	TEAM	ADJ.	CONF.	ADJ CONF.
Average RPI Loss:	87	RECORD	PCT. RANK	GAMES	SCHEDULE	OF SCHEDULE	RPI	RPI	RPI	RPI
DIV. I ONLY	7- 9	205	3-7	48	207	128	128	7	7	
DIV. I NON-CONF.	6- 3	91	0- 0	113	317	95	95	7	7	

TOTALS	RPI 1-25	RPI 26-50	W-L RECORDS	RPI 51-100	RPI 101-150	RPI 150+				
7- 9	0- 2	0- 1	OVERALL	0- 2	0- 3	7- 1				
3- 3	0- 0	0- 1	HOME	0- 1	0- 1	3- 0				
4- 5	0- 2	0- 0	AWAY	0- 0	0- 2	4- 1				
0- 1	0- 0	0- 0	NEUTRAL	0- 1	0- 0	0- 0				
6- 3	0- 0	0- 0	NON-CONFERENCE	0- 1	0- 2	6- 0				
3- 1	0- 0	0- 0	HOME	0- 0	0- 1	3- 0				
3- 1	0- 0	0- 0	AWAY	0- 0	0- 1	3- 0				
0- 1	0- 0	0- 0	NEUTRAL	0- 1	0- 0	0- 0				
1- 6	0- 2	0- 1	CONFERENCE	0- 1	0- 1	1- 1				
0- 2	0- 0	0- 1	HOME	0- 1	0- 0	0- 0				
1- 4	0- 2	0- 0	AWAY	0- 0	0- 1	1- 1				
0- 0	0- 0	0- 0	NEUTRAL	0- 0	0- 0	0- 0				

RPI 1-25				RPI 26-50				RPI 51-100				RPI 101+ Team's RPI: 128			
RPI	S	Opponent	Score	RPI	S	Opponent	Score	RPI	S	Opponent	Score	RPI	S	Opponent	Score
10	A	Gonzaga	71 97	46	H	Saint Mary's (CA)	91 98	57	N	Arizona	70 92	132	A	Loyola Marymount	58 76
20	A	BYU	71 79					65	H	Paci fi c	66 76	142	A	Portland St.	79 92
												146	H	UC Irvine	69 84
												151	H	Utah St.	61 54
												161	A	Pepperdi ne	68 82
												214	H	Cal St. Fullerton	83 74
												218	A	Utah Valley	65 60
												219	H	Air Force	79 60
												241	A	San Diego	69 60
												271	A	Hawaii	72 65
												302	A	Weber St.	89 73

LAST 12 Division I GAMES:															
161	A	Pepperdi ne	68 82	20	A	BYU	71 79								
219	H	Air Force	79 60	241	A	San Diego	69 60								
146	H	UC Irvine	69 84	10	A	Gonzaga	71 97								
142	A	Portland St.	79 92	46	H	Saint Mary's (CA)	91 98								
151	H	Utah St.	61 54	65	H	Paci fi c	66 76								
214	H	Cal St. Fullerton	83 74	132	A	Loyola Marymount	58 76								

Non-Div I Games: Warner Paci fi c 98 63 Willamette 82 27

Portland

Average RPI Win:	232	WON-LOST	WINNING	LAST 10	STRENGTH OF	OPP. STRENGTH	TEAM	ADJ.	CONF.	ADJ CONF.
Average RPI Loss:	127	RECORD	PCT. RANK	GAMES	SCHEDULE	OF SCHEDULE	RPI	RPI	RPI	RPI
DIV. I ONLY	12- 2	18	8-2	328	185	142	142	15	15	
DIV. I NON-CONF.	7- 1	32	0- 0	342	211	183	183	12	12	

TOTALS	RPI 1-25	RPI 26-50	W-L RECORDS	RPI 51-100	RPI 101-150	RPI 150+				
12- 2	0- 0	0- 0	OVERALL	0- 0	3- 2	9- 0				
9- 1	0- 0	0- 0	HOME	0- 0	3- 1	6- 0				
3- 1	0- 0	0- 0	AWAY	0- 0	0- 1	3- 0				
0- 0	0- 0	0- 0	NEUTRAL	0- 0	0- 0	0- 0				
7- 1	0- 0	0- 0	NON-CONFERENCE	0- 0	2- 1	5- 0				
5- 1	0- 0	0- 0	HOME	0- 0	2- 1	3- 0				
2- 0	0- 0	0- 0	AWAY	0- 0	0- 0	2- 0				
0- 0	0- 0	0- 0	NEUTRAL	0- 0	0- 0	0- 0				
5- 1	0- 0	0- 0	CONFERENCE	0- 0	1- 1	4- 0				
4- 0	0- 0	0- 0	HOME	0- 0	1- 0	3- 0				
1- 1	0- 0	0- 0	AWAY	0- 0	0- 1	1- 0				
0- 0	0- 0	0- 0	NEUTRAL	0- 0	0- 0	0- 0				

RPI 1-25				RPI 26-50				RPI 51-100				RPI 101+				Team's RPI: 142
RPI	S	Opponent	Score	RPI	S	Opponent	Score	RPI	S	Opponent	Score	RPI	S	Opponent	Score	
												104	H	UC Davis	65	50
												108	A	Northern Colo.	63	79
												128	H	Portland	92	79
												145	H	Montana	78	60
												146	H	UC Irvine	68	73
												153	H	Montana St.	55	53
												210	H	Southern Utah	63	49
												229	H	UNLV	58	49
												255	H	Northern Ariz.	72	55
												265	A	UTEP	89	61
												302	A	Weber St.	77	59
												320	H	San Jose St.	80	51
												336	H	Seattle U	68	43
												337	A	Grand Canyon	60	55

LAST 12 Division I GAMES:																
				146	H	UC Irvine	68	73	255	H	Northern Ariz.	72	55			
				229	H	UNLV	58	49	210	H	Southern Utah	63	49			
				337	A	Grand Canyon	60	55	302	A	Weber St.	77	59			
				265	A	UTEP	89	61	145	H	Montana	78	60			
				128	H	Portland	92	79	153	H	Montana St.	55	53			
				336	H	Seattle U	68	43	108	A	Northern Colo.	63	79			

Non-Div I Games: Warner Pacific 102 49

Portland St.

Average RPI Win:	285	WON-LOST	WINNING	LAST 10	STRENGTH OF	OPP. STRENGTH	TEAM	ADJ.	CONF.	ADJ CONF.
Average RPI Loss:	115	RECORD	PCT. RANK	GAMES	SCHEDULE	OF SCHEDULE	RPI	RPI	RPI	RPI
DIV. I ONLY	4- 9	269	3-7	136	232	204	204	30	30	
DIV. I NON-CONF.	1- 7	319	0- 0	12	143	176	176	26	26	

TOTALS	RPI 1-25	RPI 26-50	W-L RECORDS	RPI 51-100	RPI 101-150	RPI 150+				
4- 9	0- 1	0- 2	OVERALL	0- 1	0- 2	4- 3				
1- 3	0- 0	0- 0	HOME	0- 0	0- 1	1- 2				
2- 6	0- 1	0- 2	AWAY	0- 1	0- 1	2- 1				
1- 0	0- 0	0- 0	NEUTRAL	0- 0	0- 0	1- 0				
1- 7	0- 1	0- 2	NON-CONFERENCE	0- 1	0- 2	1- 1				
0- 1	0- 0	0- 0	HOME	0- 0	0- 1	0- 0				
0- 6	0- 1	0- 2	AWAY	0- 1	0- 1	0- 1				
1- 0	0- 0	0- 0	NEUTRAL	0- 0	0- 0	1- 0				
3- 2	0- 0	0- 0	CONFERENCE	0- 0	0- 0	3- 2				
1- 2	0- 0	0- 0	HOME	0- 0	0- 0	1- 2				
2- 0	0- 0	0- 0	AWAY	0- 0	0- 0	2- 0				
0- 0	0- 0	0- 0	NEUTRAL	0- 0	0- 0	0- 0				

RPI 1-25				RPI 26-50				RPI 51-100				RPI 101+ Team's RPI: 204			
RPI	S	Opponent	Score	RPI	S	Opponent	Score	RPI	S	Opponent	Score	RPI	S	Opponent	Score
13	A	Iowa St.	46 94	31	A	Texas A&M	57 70	64	A	Oklahoma St.	50 70	102	H	Rice	58 68
				50	A	Arkansas	44 71					125	A	Colorado	38 79
												160	H	Grambling	63 64
												182	A	Southern U.	55 54
												246	H	Texas Southern	44 52
												248	A	UTRGV	50 57
												272	N	A&M-Corpus Christi	67 59
												334	H	Jackson St.	76 57
												350	A	Alcorn	82 61

LAST 12 Division I GAMES:															
13	A	Iowa St.	46 94	160	H	Grambling	63 64	334	H	Jackson St.	76 57	246	H	Texas Southern	44 52
50	A	Arkansas	44 71	350	A	Alcorn	82 61	182	A	Southern U.	55 54	31	A	Texas A&M	57 70
125	A	Colorado	38 79												
102	H	Rice	58 68												
272	N	A&M-Corpus Christi	67 59												
248	A	UTRGV	50 57												

Non-Div I Games: Jarvis Christian 117 32 Arlington Baptist 105 31

Prairie View

Average RPI Win:	313	WON-LOST	WINNING	LAST 10	STRENGTH OF	OPP. STRENGTH	TEAM	ADJ.	CONF.	ADJ CONF.
Average RPI Loss:	191	RECORD	PCT. RANK	GAMES	SCHEDULE	OF SCHEDULE	RPI	RPI	RPI	RPI

DIV. I ONLY	4- 12	291	3-7	315	289	330	330	28	28
DIV. I NON-CONF.	2- 9	297	0- 0	292	242	324	324	29	29
TOTALS	RPI 1-25	RPI 26-50	W-L RECORDS	RPI 51-100	RPI 101-150	RPI 150+			
4- 12	0- 0	0- 1	OVERALL	0- 0	0- 3	4- 8			
3- 3	0- 0	0- 0	HOME	0- 0	0- 0	3- 3			
1- 9	0- 0	0- 1	AWAY	0- 0	0- 3	1- 5			
0- 0	0- 0	0- 0	NEUTRAL	0- 0	0- 0	0- 0			
2- 9	0- 0	0- 1	NON-CONFERENCE	0- 0	0- 3	2- 5			
1- 2	0- 0	0- 0	HOME	0- 0	0- 0	1- 2			
1- 7	0- 0	0- 1	AWAY	0- 0	0- 3	1- 3			
0- 0	0- 0	0- 0	NEUTRAL	0- 0	0- 0	0- 0			
2- 3	0- 0	0- 0	CONFERENCE	0- 0	0- 0	2- 3			
2- 1	0- 0	0- 0	HOME	0- 0	0- 0	2- 1			
0- 2	0- 0	0- 0	AWAY	0- 0	0- 0	0- 2			
0- 0	0- 0	0- 0	NEUTRAL	0- 0	0- 0	0- 0			

RPI S Opponent	Score	RPI S Opponent	Score	RPI S Opponent	Score	RPI S Opponent	Score
		45 A Tennessee	49 97			117 A UNCW	48 63
						119 A Georgi a	59 83
						148 A Davi dson	56 83
						156 A Hi gh Poi nt	40 79
						172 A Vanderbi l t	43 78
						228 A Samford	54 75
						233 H Gardner-Webb	58 66
						244 A Campbel l	46 51
						247 A Furman	68 76
						273 H Wofford	61 50
						281 H Ga. Southern	68 69
						294 A Col. of Charleston	71 65
						304 H South Carolina St.	48 57
						340 H USC Upstate	70 54
						345 H Longwood	81 66
LAST 12 Division I GAMES:							
119 A Georgi a	59 83	233 H Gardner-Webb	58 66				
294 A Col. of Charleston	71 65	340 H USC Upstate	70 54				
148 A Davi dson	56 83	156 A Hi gh Poi nt	40 79				
281 H Ga. Southern	68 69	345 H Longwood	81 66				
228 A Samford	54 75	244 A Campbel l	46 51				
172 A Vanderbi l t	43 78	247 A Furman	68 76				

Non-Div I Games:

Presbyterian

RPI 1-25				RPI 26-50				RPI 51-100				Team's RPI : 89				RPI 101+			
RPI	S	Opponent	Score	RPI	S	Opponent	Score	RPI	S	Opponent	Score	RPI	S	Opponent	Score	RPI	S	Opponent	Score
6	N	Syracuse	61 92	42	N	Kansas St.	61 80	58	A	Villanova	46 67	114	A	Penn St.	71 79				
				43	N	DePaul	67 82	69	H	Quinnipiac	54 42	135	H	Marist	60 57				
								73	H	Seton Hall	66 70	148	H	Davidson	65 57				
								84	H	Penn	60 66	197	A	George Washington	49 64				
								93	A	Hartford	75 38	201	A	Rider	89 65				
												249	A	Monmouth	79 47				
												276	A	St. Francis Brooklyn	83 64				
												308	A	New Hampshire	90 42				
LAST 12 Division I GAMES:																			
69	H	Quinnipiac	54 42	84	H	Penn	60 66												
148	H	Davidson	65 57	308	A	New Hampshire	90 42												
58	A	Villanova	46 67	93	A	Hartford	75 38												
42	N	Kansas St.	61 80	276	A	St. Francis Brooklyn	83 64												
6	N	Syracuse	61 92	135	H	Marist	60 57												
43	N	DePaul	67 82	249	A	Monmouth	79 47												

Princeton

Average RPI	Win:	170	WON-LOST	WINNING	LAST 10	STRENGTH OF	OPP. STRENGTH	TEAM	ADJ.	CONF.	ADJ CONF.
Average RPI	Loss:	78	RECORD	PCT. RANK	GAMES	SCHEDULE	OF SCHEDULE	RPI	RPI	RPI	RPI
DIV. I ONLY		12- 8		118	6-4	78	76	87	87	5	5
DIV. I NON-CONF.		8- 4		91	1- 0	199	151	125	125	4	4

TOTALS	RPI 1-25		RPI 26-50		W-L RECORDS	RPI 51-100		RPI 101-150		RPI 150+	
12- 8	1- 1		0- 1		OVERALL	2- 4		2- 1		7- 1	
8- 3	1- 0		0- 0		HOME	1- 3		1- 0		5- 0	
3- 5	0- 1		0- 1		AWAY	1- 1		1- 1		1- 1	
1- 0	0- 0		0- 0		NEUTRAL	0- 0		0- 0		1- 0	
8- 4	0- 0		0- 0		NON-CONFERENCE	1- 2		1- 1		6- 1	
5- 2	0- 0		0- 0		HOME	0- 2		1- 0		4- 0	
2- 2	0- 0		0- 0		AWAY	1- 0		0- 1		1- 1	
1- 0	0- 0		0- 0		NEUTRAL	0- 0		0- 0		1- 0	
4- 4	1- 1		0- 1		CONFERENCE	1- 2		1- 0		1- 0	
3- 1	1- 0		0- 0		HOME	1- 1		0- 0		1- 0	
1- 3	0- 1		0- 1		AWAY	0- 1		1- 0		0- 0	
0- 0	0- 0		0- 0		NEUTRAL	0- 0		0- 0		0- 0	

RPI 1-25				RPI 26-50				RPI 51-100				Team's RPI: 87	RPI 101+			
RPI	S	Opponent	Score	RPI	S	Opponent	Score	RPI	S	Opponent	Score		RPI	S	Opponent	Score
15	A	Marquette	46 85	43	A	DePaul	62 88	54	H	Northeastern	59 65		105	A	St. John's (NY)	67 66
21	H	Butler	74 68					58	H	Villanova	67 61		112	H	Yale	59 42
								69	H	Quinnipiac	44 48		114	A	Penn St.	72 74
								73	A	Seton Hall	73 79		161	H	Pepperdine	66 47
								77	A	Boston College	61 57		171	A	Rhode Island	65 72
								83	H	Georgetown	52 68		175	H	Xavier	71 58
													209	H	Sacred Heart	62 52
													274	H	La Salle	77 47
													279	H	Northern Ky.	48 43
													280	N	Bryant	72 64
													289	A	UMass Lowell	71 47
LAST 12 Division I GAMES:																
83	H	Georgetown	52 68	280	N	Bryant	72 64									
43	A	DePaul	62 88	175	H	Xavier	71 58									
15	A	Marquette	46 85	21	H	Butler	74 68									
274	H	La Salle	77 47	73	A	Seton Hall	73 79									
279	H	Northern Ky.	48 43	105	A	St. John's (NY)	67 66									
161	H	Pepperdine	66 47	58	H	Villanova	67 61									

Non-Div I Games:

Providence

Purdue

Purdue				Through Games Of Jan. 21, 2019							
Average RPI	Win:	144	WON-LOST	WINNING	LAST 10	STRENGTH OF	OPP. STRENGTH	TEAM	ADJ.	CONF.	ADJ CONF.
Average RPI	Loss:	58	RECORD	PCT. RANK	GAMES	SCHEDULE	OF SCHEDULE	RPI	RPI	RPI	RPI
DIV. I ONLY			14- 6	75	7-3	30	59	33	33	4	4
DIV. I NON-CONF.			9- 4	85	0- 0	74	118	69	69	5	5

TOTALS		RPI 1-25	RPI 26-50		W-L RECORDS		RPI 51-100	RPI 101-150		RPI 150+	
14- 6		1- 3	2- 1		OVERALL		4- 0	0- 1		7- 1	
11- 1		1- 1	2- 0		HOME		3- 0	0- 0		5- 0	
2- 3		0- 1	0- 1		AWAY		1- 0	0- 0		1- 1	
1- 2		0- 1	0- 0		NEUTRAL		0- 0	0- 1		1- 0	
9- 4		0- 2	1- 1		NON-CONFERENCE		1- 0	0- 1		7- 0	
7- 1		0- 1	1- 0		HOME		1- 0	0- 0		5- 0	
1- 1		0- 0	0- 1		AWAY		0- 0	0- 0		1- 0	
1- 2		0- 1	0- 0		NEUTRAL		0- 0	0- 1		1- 0	
5- 2		1- 1	1- 0		CONFERENCE		3- 0	0- 0		0- 1	
4- 0		1- 0	1- 0		HOME		2- 0	0- 0		0- 0	
1- 2		0- 1	0- 0		AWAY		1- 0	0- 0		0- 1	
0- 0		0- 0	0- 0		NEUTRAL		0- 0	0- 0		0- 0	

RPI 1-25				RPI 26-50				Team's RPI: 33				RPI 51-100				RPI 101+			
RPI	S	Opponent	Score	RPI	S	Opponent	Score	RPI	S	Opponent	Score	RPI	S	Opponent	Score	RPI	S	Opponent	Score
7	N	UConn	40 86	29	H	Indiana	56 53	63	H	Michigan	71 70	105	N	St. John's (NY)	62 68				
12	H	Iowa	62 57	35	H	Miami (FL)	74 63	66	H	Harvard	66 65	162	A	Wisconsin	69 76				
16	A	Rutgers	63 65	39	A	Ohio	73 80	80	A	Northwestern	57 54	173	H	Bradley	74 61				
18	H	South Carolina	73 82					100	H	Ohio St.	60 42	188	A	Ball St.	80 38				
																193	N	Ole Miss	70 59
																223	H	Loyola Chicago	65 41
																238	H	Western Ill.	81 60
																284	H	Albany (NY)	53 41
																338	H	Purdue Fort Wayne	78 44
																</			

Average RPI Win: 344
Average RPI Loss: 190

WON-LOST
RECORD

WINNING
PCT. RANK

LAST 10
GAMES

STRENGTH OF
SCHEDULE

OPP. STRENGTH
OF SCHEDULE

TEAM
RPI

ADJ.
RPI

CONF.
RPI

ADJ CONF.
RPI

DIV. I ONLY	1- 14	340	1-9	276	259	338	338	18	18
DIV. I NON-CONF.	1- 8	322	0- 0	301	327	341	341	16	16
<hr/>									
TOTALS	RPI 1-25	RPI 26-50	W-L RECORDS	RPI 51-100	RPI 101-150	RPI 150+			
1- 14	0- 0	0- 3	OVERALL	0- 0	0- 0	1- 11			
0- 5	0- 0	0- 1	HOME	0- 0	0- 0	0- 4			
1- 9	0- 0	0- 2	AWAY	0- 0	0- 0	1- 7			
0- 0	0- 0	0- 0	NEUTRAL	0- 0	0- 0	0- 0			
1- 8	0- 0	0- 1	NON-CONFERENCE	0- 0	0- 0	1- 7			
0- 3	0- 0	0- 0	HOME	0- 0	0- 0	0- 3			
1- 5	0- 0	0- 1	AWAY	0- 0	0- 0	1- 4			
0- 0	0- 0	0- 0	NEUTRAL	0- 0	0- 0	0- 0			
0- 6	0- 0	0- 2	CONFERENCE	0- 0	0- 0	0- 4			
0- 2	0- 0	0- 1	HOME	0- 0	0- 0	0- 1			
0- 4	0- 0	0- 1	AWAY	0- 0	0- 0	0- 3			
0- 0	0- 0	0- 0	NEUTRAL	0- 0	0- 0	0- 0			

RPI 1-25				RPI 26-50				RPI 51-100				RPI 101+ Team's RPI: 338			
RPI	S	Opponent	Score	RPI	S	Opponent	Score	RPI	S	Opponent	Score	RPI	S	Opponent	Score
				26	H	South Dakota St.	52 85					169	H	Oral Roberts	61 72
				27	A	South Dakota	51 69					184	H	Eastern Mi ch.	72 87
				33	A	Purdue	44 78					185	A	Milwaukee	48 70
												199	H	SIUE	49 57
												217	A	North Dakota	60 79
												223	A	Loyola Chi cago	67 81
												238	A	Western Ill.	59 73
												250	A	Eastern Ill.	63 72
												292	A	Western Mi ch.	61 69
												309	H	Valparaiso	64 68
												311	A	North Dakota St.	54 70
												344	A	Evansville	72 66
<hr/>															
LAST 12 Division I GAMES:															
				309	H	Valparaiso	64 68	238	A	Western Ill.	59 73				
				184	H	Eastern Mi ch.	72 87	27	A	South Dakota	51 69				
				185	A	Milwaukee	48 70	169	H	Oral Roberts	61 72				
				223	A	Loyola Chi cago	67 81	26	H	South Dakota St.	52 85				
				199	H	SIUE	49 57	217	A	North Dakota	60 79				
				344	A	Evansville	72 66	311	A	North Dakota St.	54 70				

Non-Div I Games: Taylor (IN) 84 74 Goshen 86 45 Ind.-Kokomo 87 50

Purdue Fort Wayne

Loss, Non-Conf, S Site, H Home A Away N Neutral

Average RPI	Win: 207	WON-LOST RECORD	WINNING PCT. RANK	LAST 10 GAMES	STRENGTH OF SCHEDULE	OPP. STRENGTH OF SCHEDULE	TEAM RPI	ADJ. RPI	CONF. RPI	ADJ CONF. RPI
Average RPI	Loss: 39									
DIV. I ONLY	11- 6	90	7-3	77	111	69	69	27	27	
DIV. I NON-CONF.	5- 6	177	1- 0	22	15	59	59	28	28	

TOTALS	RPI 1-25	RPI 26-50	W-L RECORDS	RPI 51-100	RPI 101-150	RPI 150+				
11- 6	0- 3	0- 1	OVERALL	2- 2	2- 0	7- 0				
4- 2	0- 2	0- 0	HOME	0- 0	0- 0	4- 0				
6- 2	0- 0	0- 0	AWAY	2- 2	2- 0	2- 0				
1- 2	0- 1	0- 1	NEUTRAL	0- 0	0- 0	1- 0				
5- 6	0- 3	0- 1	NON-CONFERENCE	2- 2	1- 0	2- 0				
1- 2	0- 2	0- 0	HOME	0- 0	0- 0	1- 0				
3- 2	0- 0	0- 0	AWAY	2- 2	1- 0	0- 0				
1- 2	0- 1	0- 1	NEUTRAL	0- 0	0- 0	1- 0				
6- 0	0- 0	0- 0	CONFERENCE	0- 0	1- 0	5- 0				
3- 0	0- 0	0- 0	HOME	0- 0	0- 0	3- 0				
3- 0	0- 0	0- 0	AWAY	0- 0	1- 0	2- 0				
0- 0	0- 0	0- 0	NEUTRAL	0- 0	0- 0	0- 0				

RPI 1-25				RPI 26-50				RPI 51-100				Team's RPI: 69				RPI 101+			
RPI	S	Opponent	Score	RPI	S	Opponent	Score	RPI	S	Opponent	Score	RPI	S	Opponent	Score	RPI	S	Opponent	Score
17	H	UCF	45 47	34	N	Missouri	51 65	52	A	Bucknell I	58 75	123	A	Drexel	56 52				
19	H	Central Mich.	52 67					66	A	Harvard	72 67	135	A	Marist	76 69				
23	N	Texas	55 56					87	A	Providence	48 44	188	N	Ball St.	69 66				
								89	A	Princeton	42 54	241	A	Niagara	96 55				
												249	H	Monmouth	67 38				
												282	H	Richmond	65 48				
												293	A	Canisius	55 42				
												303	H	Saint Peter's	90 45				
												312	H	Fairfield	81 36				
LAST 12 Division I GAMES:																			
303	H	Saint Peter's	90 45	188	N	Ball St.	69 66												
312	H	Fairfield	81 36	34	N	Missouri	51 65												
17	H	UCF	45 47	293	A	Canisius	55 42												
282	H	Richmond	65 48	241	A	Niagara	96 55												
89	A	Princeton	42 54	249	H	Monmouth	67 38												
19	H	Central Mich.	52 67	135	A	Marist	76 69												

Non-Div I Games:

Qui nni pi ac

Average RPI	Win: 229	WON-LOST	WINNING	LAST 10	STRENGTH OF	OPP. STRENGTH	TEAM	ADJ.	CONF.	ADJ CONF.
Average RPI	Loss: 126	RECORD	PCT. RANK	GAMES	SCHEDULE	OF SCHEDULE	RPI	RPI	RPI	RPI
DIV. I ONLY	10- 6	104	7-3	214	212	138	138	28	28	
DIV. I NON-CONF.	5- 5	162	0- 0	122	116	119	119	29	29	
<hr/>										
TOTALS	RPI 1-25	RPI 26-50	W-L RECORDS	RPI 51-100	RPI 101-150	RPI 150+				
10- 6	0- 1	0- 0	OVERALL	1- 2	1- 0	8- 3				
5- 1	0- 0	0- 0	HOME	0- 0	0- 0	5- 1				
4- 4	0- 1	0- 0	AWAY	1- 1	1- 0	2- 2				
1- 1	0- 0	0- 0	NEUTRAL	0- 1	0- 0	1- 0				
5- 5	0- 1	0- 0	NON-CONFERENCE	1- 2	1- 0	3- 2				
2- 1	0- 0	0- 0	HOME	0- 0	0- 0	2- 1				
2- 3	0- 1	0- 0	AWAY	1- 1	1- 0	0- 1				
1- 1	0- 0	0- 0	NEUTRAL	0- 1	0- 0	1- 0				
5- 1	0- 0	0- 0	CONFERENCE	0- 0	0- 0	5- 1				
3- 0	0- 0	0- 0	HOME	0- 0	0- 0	3- 0				
2- 1	0- 0	0- 0	AWAY	0- 0	0- 0	2- 1				
0- 0	0- 0	0- 0	NEUTRAL	0- 0	0- 0	0- 0				

RPI 1-25				RPI 26-50				RPI 51-100				RPI 101+				Team's RPI: 138
RPI	S	Opponent	Score	RPI	S	Opponent	Score	RPI	S	Opponent	Score	RPI	S	Opponent	Score	
8	A	NC State	58 75					71	A	Virginia Tech	44 55	126	A	VCU	54 49	
								72	N	Nebraska	39 77	156	H	High Point	80 58	
								98	A	Virginia	57 44	164	H	Morehead St.	72 79	
												195	H	UNC Asheville	60 46	
												207	A	Hampton	54 68	
												231	N	Temple	56 50	
												234	A	Mt. St. Mary's	77 89	
												237	H	ETSU	79 64	
												267	H	Winthrop	70 49	
												304	H	South Carolina St.	61 31	
												333	A	Charleston So.	67 41	
												345	A	Longwood	68 34	
<hr/>																
LAST 12 Division I GAMES:																
234	A	Mt. St. Mary's	77 89	345	A	Longwood	68 34									
126	A	VCU	54 49	333	A	Charleston So.	67 41									
164	H	Morehead St.	72 79	267	H	Winthrop	70 49									
98	A	Virginia	57 44	207	A	Hampton	54 68									
71	A	Virginia Tech	44 55	156	H	High Point	80 58									
72	N	Nebraska	39 77	195	H	UNC Asheville	60 46									

Non-Div I Games: Shepherd 60 46

Radford

RPI 1-25				RPI 26-50				RPI 51-100				RPI 101+				Team's RPI: 171	
RPI	S	Opponent	Score	RPI	S	Opponent	Score	RPI	S	Opponent	Score	RPI	S	Opponent	Score		
25	A	Kentucky	52 75	37	A	Clemson	67 80	66	H	Harvard	47 80	106	A	Minnesota	71 91		
								77	H	Boston College	64 88	126	A	VCU	39 74		
								87	H	Providence	72 65	148	H	Davidson	67 77		
								93	H	Hartford	51 65	197	H	George Washington	59 64		
												202	H	Brown	72 67		
												208	A	Saint Louis	68 56		
												217	H	North Dakota	77 63		
												227	A	Holy Cross	65 73		
												235	A	Robert Morris	46 41		
												274	A	Vermont	61 58		
												282	A	Richmond	66 60		
LAST 12 Division I GAMES:																	
				66	H	Harvard	47 80	202	H	Brown	72 67						
				106	A	Minnesota	71 91	126	A	VCU	39 74						
				93	H	Hartford	51 65	208	A	Saint Louis	68 56						
				37	A	Clemson	67 80	148	H	Davidson	67 77						
				25	A	Kentucky	52 75	197	H	George Washington	59 64						
				87	H	Providence	72 65	282	A	Richmond	66 60						

Average RPI	Win:	224	WON-LOST	WINNING	LAST 10	STRENGTH OF	OPP. STRENGTH	TEAM	ADJ.	CONF.	ADJ CONF.
Average RPI	Loss:	44	RECORD	PCT. RANK	GAMES	SCHEDULE	OF SCHEDULE	RPI	RPI	RPI	RPI
DIV. I ONLY		14- 3	28	9-1	311	57	102	102	16	16	
DIV. I NON-CONF.		9- 3	61	0- 0	312	45	114	114	19	19	

TOTALS	RPI 1-25		RPI 26-50		W-L RECORDS	RPI 51-100		RPI 101-150		RPI 150+	
14- 3	0- 0		0- 2		OVERALL	0- 1		2- 0		12- 0	
8- 0	0- 0		0- 0		HOME	0- 0		0- 0		8- 0	
5- 2	0- 0		0- 1		AWAY	0- 1		2- 0		3- 0	
1- 1	0- 0		0- 1		NEUTRAL	0- 0		0- 0		1- 0	
9- 3	0- 0		0- 2		NON-CONFERENCE	0- 1		1- 0		8- 0	
5- 0	0- 0		0- 0		HOME	0- 0		0- 0		5- 0	
3- 2	0- 0		0- 1		AWAY	0- 1		1- 0		2- 0	
1- 1	0- 0		0- 1		NEUTRAL	0- 0		0- 0		1- 0	
5- 0	0- 0		0- 0		CONFERENCE	0- 0		1- 0		4- 0	
3- 0	0- 0		0- 0		HOME	0- 0		0- 0		3- 0	
2- 0	0- 0		0- 0		AWAY	0- 0		1- 0		1- 0	
0- 0	0- 0		0- 0		NEUTRAL	0- 0		0- 0		0- 0	

RPI 1-25				RPI 26-50				RPI 51-100				RPI 101+ Team's RPI: 102			
RPI	S	Opponent	Score	RPI	S	Opponent	Score	RPI	S	Opponent	Score	RPI	S	Opponent	Score
				31	A	Texas A&M	54 65	56	A	UCLA	50 59	101	A	Little Rock	79 65
				44	N	North Carolina	50 71					134	A	Louisiana Tech	61 51
												177	H	Georgia St.	66 49
												190	H	North Texas	64 52
												204	A	Prairie View	68 58
												205	N	Coastal Caro.	56 52
												211	A	Southern Miss.	58 47
												224	H	SMU	66 52
												246	H	Texas Southern	76 71
												252	H	UTSA	85 54
												265	H	UTEP	76 42
												288	H	New Orleans	67 56
												316	A	Incarnate Word	74 63
												319	H	McNeese	93 65
LAST 12 Division I GAMES:															
				205	N	Coastal Caro.	56 52	190	H	North Texas	64 52				
				44	N	North Carolina	50 71	265	H	UTEP	76 42				
				224	H	SMU	66 52	252	H	UTSA	85 54				
				204	A	Prairie View	68 58	134	A	Louisiana Tech	61 51				
				288	H	New Orleans	67 56	211	A	Southern Miss.	58 47				
				319	H	McNeese	93 65	316	A	Incarnate Word	74 63				

Non-Div I Games:

Rice

R
i
c
h
m
o
n
d

Ri chmond				Through Games Of Jan. 21, 2019								
Average RPI	Win:	253	WON-LOST	WINNING	LAST 10	STRENGTH OF	OPP. STRENGTH	TEAM	ADJ.	CONF.	ADJ CONF.	
Average RPI	Loss:	133	RECORD	PCT. RANK	GAMES	SCHEDULE	OF SCHEDULE	RPI	RPI	RPI	RPI	
DIV. I ONLY		3- 15		319	2-8	114	165	282	282	17	17	
DIV. I NON-CONF.		3- 10		278	0- 0	126	154	272	272	17	17	

TOTALS		RPI 1-25		RPI 26-50		W-L RECORDS		RPI 51-100		RPI 101-150		RPI 150+
3- 15		0- 1		0- 1		OVERALL		0- 3		0- 7		3- 3
3- 6		0- 0		0- 1		HOME		0- 1		0- 2		3- 2
0- 8		0- 1		0- 0		AWAY		0- 1		0- 5		0- 1
0- 1		0- 0		0- 0		NEUTRAL		0- 1		0- 0		0- 0
3- 10		0- 1		0- 1		NON-CONFERENCE		0- 3		0- 3		3- 2
3- 4		0- 0		0- 1		HOME		0- 1		0- 1		3- 1
0- 5		0- 1		0- 0		AWAY		0- 1		0- 2		0- 1
0- 1		0- 0		0- 0		NEUTRAL		0- 1		0- 0		0- 0
0- 5		0- 0		0- 0		CONFERENCE		0- 0		0- 4		0- 1
0- 2		0- 0		0- 0		HOME		0- 0		0- 1		0- 1
0- 3		0- 0		0- 0		AWAY		0- 0		0- 3		0- 0
0- 0		0- 0		0- 0		NEUTRAL		0- 0		0- 0		0- 0

RPI 1-25				RPI 26-50				RPI 51-100				RPI 101+ Team's RPI: 282			
RPI	S	Opponent	Score	RPI	S	Opponent	Score	RPI	S	Opponent	Score	RPI	S	Opponent	Score
17	A	UCF	48 70	39	H	Ohio	58 109	69	A	Qui nni pi ac	48 65	115	A	Wake Forest	48 62
								71	N	Vi rgi ni a Tech	57 85	123	H	Drexel	35 58
								83	H	Georgetown	53 73	126	H	VCU	43 68
												141	A	Fordham	48 60
												147	A	Duquesne	54 80
												148	A	Davi dson	55 78
												150	A	William & Mary	55 65
												171	H	Rhode Island	60 66
												216	H	UMES	57 55
												221	H	Howard	67 60
												290	A	Fla. Atlantic	55 69
												312	H	Fairfield	40 58
												321	H	UNC Greensboro	59 48

LAST 12 Division I GAMES:															
123	H	Drexel	35 58	147	A	Duquesne	54 80								
39	H	Ohio	58 109	148	A	Davi dson	55 78								
69	A	Qui nni pi ac	48 65	126	H	VCU	43 68								
221	H	Howard	67 60	141	A	Fordham	48 60								
150	A	William & Mary	55 65	171	H	Rhode Isl and	60 66								
71	N	Vi rgi ni a Tech	57 85	321	H	UNC Greensboro	59 48								

R
i
c
h
m
o
n
d

Non-Div I Games:

Ri chmond

Average RPI Win:	288	WON-LOST	WINNING	LAST 10	STRENGTH OF	OPP. STRENGTH	TEAM	ADJ.	CONF.	ADJ CONF.
Average RPI Loss:	143	RECORD	PCT. RANK	GAMES	SCHEDULE	OF SCHEDULE	RPI	RPI	RPI	RPI
DIV. I ONLY	10- 7	124	7-3	312	236	201	201	27	27	
DIV. I NON-CONF.	4- 7	228	0- 1	237	194	249	249	28	28	

TOTALS	RPI 1-25	RPI 26-50	W-L RECORDS	RPI 51-100	RPI 101-150	RPI 150+				
10- 7	0- 0	0- 0	OVERALL	0- 4	0- 0	10- 3				
4- 3	0- 0	0- 0	HOME	0- 2	0- 0	4- 1				
6- 3	0- 0	0- 0	AWAY	0- 1	0- 0	6- 2				
0- 1	0- 0	0- 0	NEUTRAL	0- 1	0- 0	0- 0				
4- 7	0- 0	0- 0	NON-CONFERENCE	0- 4	0- 0	4- 3				
2- 3	0- 0	0- 0	HOME	0- 2	0- 0	2- 1				
2- 3	0- 0	0- 0	AWAY	0- 1	0- 0	2- 2				
0- 1	0- 0	0- 0	NEUTRAL	0- 1	0- 0	0- 0				
6- 0	0- 0	0- 0	CONFERENCE	0- 0	0- 0	6- 0				
2- 0	0- 0	0- 0	HOME	0- 0	0- 0	2- 0				
4- 0	0- 0	0- 0	AWAY	0- 0	0- 0	4- 0				
0- 0	0- 0	0- 0	NEUTRAL	0- 0	0- 0	0- 0				

RPI 1-25				RPI 26-50				RPI 51-100				RPI 101+				Team's RPI: 201
RPI	S	Opponent	Score	RPI	S	Opponent	Score	RPI	S	Opponent	Score	RPI	S	Opponent	Score	
								52	A	Bucknell	59 80	196	H	Navy	60 66	
								77	N	Boston College	61 112	227	A	Holy Cross	61 71	
								83	H	Georgetown	49 79	234	H	Mt. St. Mary's	85 67	
								89	H	Princeton	65 89	249	A	Monmouth	55 43	
												256	A	Binghamton	62 57	
												260	A	Siena	55 52	
												274	A	Vermont	49 54	
												278	A	Saint Joseph's	56 54	
												303	H	Saint Peter's	60 38	
												312	H	Fairfield	62 59	
												315	H	NJIT	67 46	
												327	A	Iona	66 58	
												341	A	Manhattan	73 63	

LAST 12 Division I GAMES:																
				312	H	Fairfield	62 59			77	N	Boston College	61 112			
				83	H	Georgetown	49 79			341	A	Manhattan	73 63			
				52	A	Bucknell	59 80			303	H	Saint Peter's	60 38			
				256	A	Binghamton	62 57			327	A	Iona	66 58			
				196	H	Navy	60 66			260	A	Siena	55 52			
				315	H	NJIT	67 46			249	A	Monmouth	55 43			

Non-Div I Games:

Rider

Average RPI Win:	301	WON-LOST	WINNING	LAST 10	STRENGTH OF	OPP. STRENGTH	TEAM	ADJ.	CONF.	ADJ CONF.
Average RPI Loss:	128	RECORD	PCT. RANK	GAMES	SCHEDULE	OF SCHEDULE	RPI	RPI	RPI	RPI
DIV. I ONLY	8- 8	165	8-2	302	249	235	235	31	31	
DIV. I NON-CONF.	2- 8	293	0- 1	246	92	315	315	31	31	

TOTALS	RPI 1-25	RPI 26-50	W-L RECORDS	RPI 51-100	RPI 101-150	RPI 150+				
8- 8	0- 1	0- 0	OVERALL	0- 2	0- 2	8- 3				
4- 3	0- 0	0- 0	HOME	0- 2	0- 0	4- 1				
4- 4	0- 1	0- 0	AWAY	0- 0	0- 2	4- 1				
0- 1	0- 0	0- 0	NEUTRAL	0- 0	0- 0	0- 1				
2- 8	0- 1	0- 0	NON-CONFERENCE	0- 2	0- 2	2- 3				
2- 3	0- 0	0- 0	HOME	0- 2	0- 0	2- 1				
0- 4	0- 1	0- 0	AWAY	0- 0	0- 2	0- 1				
0- 1	0- 0	0- 0	NEUTRAL	0- 0	0- 0	0- 1				
6- 0	0- 0	0- 0	CONFERENCE	0- 0	0- 0	6- 0				
2- 0	0- 0	0- 0	HOME	0- 0	0- 0	2- 0				
4- 0	0- 0	0- 0	AWAY	0- 0	0- 0	4- 0				
0- 0	0- 0	0- 0	NEUTRAL	0- 0	0- 0	0- 0				

RPI 1-25				RPI 26-50				RPI 51-100				RPI 101+				Team's RPI: 235
RPI	S	Opponent	Score	RPI	S	Opponent	Score	RPI	S	Opponent	Score	RPI	S	Opponent	Score	
12	A	Iowa	63 92					59	H	James Madison	36 59	121	A	Youngstown St.	59 69	
								76	H	Kent St.	46 54	132	A	Loyola Marymount	53 61	
												171	H	Rhode Island	41 46	
												224	N	SMU	55 60	
												230	A	Bowling Green	60 61	
												234	H	Mt. St. Mary's	70 58	
												274	H	La Salle	67 39	
												276	A	St. Francis Brooklyn	75 56	
												280	A	Bryant	60 57	
												295	A	Central Conn. St.	64 57	
												347	H	Fairleigh Dickinson	71 49	
												348	H	Delaware St.	64 63	
												351	A	LIU Brooklyn	89 37	

LAST 12 Division I GAMES:																
234	H	Mt. St. Mary's	70 58	132	A	Loyola Marymount	53 61	295	A	Central Conn. St.	64 57					
59	H	James Madison	36 59	280	A	Bryant	60 57	351	A	LIU Brooklyn	89 37					
348	H	Delaware St.	64 63	276	A	St. Francis Brooklyn	75 56	347	H	Fairleigh Dickinson	71 49					
76	H	Kent St.	46 54													
12	A	Iowa	63 92													
224	N	SMU	55 60													

Non-Div I Games: Pitt.-Johnstown 73 53

Robert Morris

Average RPI Win: 136

Average RPI Loss: 31

WON-LOST
RECORDWINNING
PCT. RANKLAST 10
GAMESSTRENGTH OF
SCHEDULEOPP. STRENGTH
OF SCHEDULETEAM
RPIADJ.
RPICONF.
RPIADJ CONF.
RPIDIV. I ONLY
DIV. I NON-CONF.

15- 3

23

10-0

38

36

16

16

4

4

8- 3

71

1- 1

90

68

53

53

5

5

TOTALS

RPI 1-25

RPI 26-50

W-L RECORDS

RPI 51-100

RPI 101-150

RPI 150+

15- 3

1- 2

3- 0

OVERALL

3- 1

2- 0

6- 0

10- 0

0- 0

3- 0

HOME

1- 0

2- 0

4- 0

4- 1

1- 0

0- 0

AWAY

2- 1

0- 0

1- 0

1- 2

0- 2

0- 0

NEUTRAL

0- 0

0- 0

1- 0

8- 3

0- 2

1- 0

NON-CONFERENCE

1- 1

1- 0

5- 0

6- 0

0- 0

1- 0

HOME

0- 0

1- 0

4- 0

1- 1

0- 0

0- 0

AWAY

1- 1

0- 0

0- 0

1- 2

0- 2

0- 0

NEUTRAL

0- 0

0- 0

1- 0

7- 0

1- 0

2- 0

CONFERENCE

2- 0

1- 0

1- 0

4- 0

0- 0

2- 0

HOME

1- 0

1- 0

0- 0

3- 0

1- 0

0- 0

AWAY

1- 0

0- 0

1- 0

0- 0

0- 0

0- 0

NEUTRAL

0- 0

0- 0

0- 0

RPI 1-25

Team's RPI: 16

RPI 26-50

RPI 51-100

RPI 101+

RPI	S	Opponent	Score
10	N	Gonzaga	40 57
11	N	Drake	59 69
24	A	Maryland	73 65

RPI	S	Opponent	Score
28	H	Michigan St.	76 62
33	H	Purdue	65 63
48	H	LSU	57 43

RPI	S	Opponent	Score
66	A	Harvard	60 49
71	A	Virginia Tech	51 67
72	A	Nebraska	62 56
80	H	Northwestern	45 41

RPI	S	Opponent	Score
114	H	Penn St.	74 61
144	H	Stony Brook	61 47
166	A	Illinois	71 60
202	H	Brown	73 52
237	N	ETSU	68 44
253	H	Saint Francis (PA)	96 52
284	H	Albany (NY)	65 39
295	H	Central Conn. St.	73 44

LAST 12 Division I GAMES:

114	H	Penn St.	74 61	237	N	ETSU	68 44
202	H	Brown	73 52	10	N	Gonzaga	40 57
24	A	Maryland	73 65	28	H	Michigan St.	76 62
80	H	Northwestern	45 41	33	H	Purdue	65 63
48	H	LSU	57 43	72	A	Nebraska	62 56
66	A	Harvard	60 49	166	A	Illinois	71 60

Non-Div I Games:

Rutgers

■ Loss,
 ■ Non-Conf, S Site,
 ■ Home
 ■ Away
 N Neutral

Average RPI Win:	231	WON-LOST	WINNING	LAST 10	STRENGTH OF	OPP. STRENGTH	TEAM	ADJ.	CONF.	ADJ CONF.
Average RPI Loss:	78	RECORD	PCT. RANK	GAMES	SCHEDULE	OF SCHEDULE	RPI	RPI	RPI	RPI
DIV. I ONLY	11- 3	37	9-1	241	223	86	86	26	26	
DIV. I NON-CONF.	6- 3	91	0- 1	91	185	66	66	22	22	

TOTALS	RPI 1-25	RPI 26-50	W-L RECORDS	RPI 51-100	RPI 101-150	RPI 150+				
11- 3	0- 0	0- 2	OVERALL	0- 0	2- 0	9- 1				
8- 0	0- 0	0- 0	HOME	0- 0	2- 0	6- 0				
2- 3	0- 0	0- 2	AWAY	0- 0	0- 0	2- 1				
1- 0	0- 0	0- 0	NEUTRAL	0- 0	0- 0	1- 0				
6- 3	0- 0	0- 2	NON-CONFERENCE	0- 0	2- 0	4- 1				
5- 0	0- 0	0- 0	HOME	0- 0	2- 0	3- 0				
0- 3	0- 0	0- 2	AWAY	0- 0	0- 0	0- 1				
1- 0	0- 0	0- 0	NEUTRAL	0- 0	0- 0	1- 0				
5- 0	0- 0	0- 0	CONFERENCE	0- 0	0- 0	5- 0				
3- 0	0- 0	0- 0	HOME	0- 0	0- 0	3- 0				
2- 0	0- 0	0- 0	AWAY	0- 0	0- 0	2- 0				
0- 0	0- 0	0- 0	NEUTRAL	0- 0	0- 0	0- 0				

S
F
A

RPI 1-25				RPI 26-50				RPI 51-100				Team's RPI: 86				RPI 101+			
RPI	S	Opponent	Score	RPI	S	Opponent	Score	RPI	S	Opponent	Score	RPI	S	Opponent	Score	RPI	S	Opponent	Score
35	A	Miami (FL)	60	81	41	A	New Mexico	33	74			112	H	Yale	67	57			
												133	H	Tulsa	76	34			
												153	H	Montana St.	60	53			
												157	A	Texas Tech	69	77			
												207	N	Hampton	70	68			
												212	H	Nicholls St.	70	62			
												236	A	Southeastern La.	62	51			
												246	H	Texas Southern	74	55			
												288	H	New Orleans	97	38			
												316	A	Incarnate Word	66	56			
												318	H	Morgan St.	69	42			
												323	H	Northwestern St.	84	56			
LAST 12 Division I GAMES:																			
236	A	Southeastern La.	62	51	41	A	New Mexico	33	74	112	H	Yale	67	57	316	A	Incarnate Word	66	56
207	N	Hampton	70	68	112	H	Yale	67	57	288	H	New Orleans	97	38	323	H	Northwestern St.	84	56
246	H	Texas Southern	74	55	212	H	Nicholls St.	70	62										
153	H	Montana St.	60	53															
157	A	Texas Tech	69	77															
133	H	Tulsa	76	34															

S
F
A

Non-Div I Games: Wiley 97 38 Cameron 86 59 Our Lady of the Lake 63 77

SFA

SIUE				Through Games Of Jan. 21, 2019								
Average RPI	Win:	281		WON-LOST	WINNING	LAST 10	STRENGTH OF	OPP. STRENGTH	TEAM	ADJ.	CONF.	ADJ CONF.
Average RPI	Loss:	156		RECORD	PCT. RANK	GAMES	SCHEDULE	OF SCHEDULE	RPI	RPI	RPI	RPI
DIV. I ONLY				8- 8	165	5-5	295	280	199	199	22	22
DIV. I NON-CONF.				4- 6	212	0- 0	319	257	243	243	20	20

TOTALS	RPI 1-25			RPI 26-50			W-L RECORDS	RPI 51-100	RPI 101-150		RPI 150+	
8- 8	0- 0			0- 1			OVERALL	0- 1	0- 1		8- 5	
3- 1	0- 0			0- 0			HOME	0- 0	0- 0		3- 1	
5- 6	0- 0			0- 1			AWAY	0- 0	0- 1		5- 4	
0- 1	0- 0			0- 0			NEUTRAL	0- 1	0- 0		0- 0	
4- 6	0- 0			0- 1			NON-CONFERENCE	0- 1	0- 0		4- 4	
1- 0	0- 0			0- 0			HOME	0- 0	0- 0		1- 0	
3- 5	0- 0			0- 1			AWAY	0- 0	0- 0		3- 4	
0- 1	0- 0			0- 0			NEUTRAL	0- 1	0- 0		0- 0	
4- 2	0- 0			0- 0			CONFERENCE	0- 0	0- 1		4- 1	
2- 1	0- 0			0- 0			HOME	0- 0	0- 0		2- 1	
2- 1	0- 0			0- 0			AWAY	0- 0	0- 1		2- 0	
0- 0	0- 0			0- 0			NEUTRAL	0- 0	0- 0		0- 0	

RPI 1-25				RPI 26-50				RPI 51-100				RPI 101+ Team's RPI: 199			
RPI	S	Opponent	Score	RPI	S	Opponent	Score	RPI	S	Opponent	Score	RPI	S	Opponent	Score
				34	A	Missouri	36 59	96	N	Missouri St.	65 68	107	A	Tennessee Tech	55 79
												166	A	Illinois	57 74
												183	H	Illinois St.	68 61
												192	A	UMKC	75 80
												194	A	Jacksonville St.	51 47
												208	A	Saint Louis	56 63
												220	H	Southeast Mo. St.	52 62
												223	A	Loyola Chicago	43 56
												250	A	Eastern Ill.	65 56
												285	H	Murray St.	71 54
												313	H	Austin Peay	69 68
												338	A	Purdue Fort Wayne	57 49
												343	A	Chicago St.	82 66
												344	A	Evansville	54 45
LAST 12 Division I GAMES:															
				96	N	Missouri St.	65 68	285	H	Murray St.	71 54				
				192	A	UMKC	75 80	313	H	Austin Peay	69 68				
				166	A	Illinois	57 74	194	A	Jacksonville St.	51 47				
				343	A	Chicago St.	82 66	107	A	Tennessee Tech	55 79				
				223	A	Loyola Chicago	43 56	250	A	Eastern Ill.	65 56				
				208	A	Saint Louis	56 63	220	H	Southeast Mo. St.	52 62				

Non-Div I Games: McKendree 64 63

SIUE

■ Loss,
 ■ Non-Conf,
 ■ S Site,
 ■ Home
 ■ A Away
 N Neutral

S
M
U

S
M
U

SMU

Average RPI	Win:	229	WON-LOST	WINNING	LAST 10	STRENGTH OF	OPP. STRENGTH	TEAM	ADJ.	CONF.	ADJ CONF.
Average RPI	Loss:	135	RECORD	PCT. RANK	GAMES	SCHEDULE	OF SCHEDULE	RPI	RPI	RPI	RPI
DIV. I ONLY		5- 8		241	3-7	179	192	243	243	15	15
DIV. I NON-CONF.		3- 4		199	1- 0	145	251	215	215	12	12

TOTALS	RPI 1-25		RPI 26-50		W-L RECORDS	RPI 51-100		RPI 101-150		RPI 150+	
5- 8	0- 0		0- 1		OVERALL	0- 0		0- 4		5- 3	
3- 4	0- 0		0- 0		HOME	0- 0		0- 2		3- 2	
0- 3	0- 0		0- 1		AWAY	0- 0		0- 2		0- 0	
2- 1	0- 0		0- 0		NEUTRAL	0- 0		0- 0		2- 1	
3- 4	0- 0		0- 1		NON-CONFERENCE	0- 0		0- 1		3- 2	
1- 2	0- 0		0- 0		HOME	0- 0		0- 1		1- 1	
0- 1	0- 0		0- 1		AWAY	0- 0		0- 0		0- 0	
2- 1	0- 0		0- 0		NEUTRAL	0- 0		0- 0		2- 1	
2- 4	0- 0		0- 0		CONFERENCE	0- 0		0- 3		2- 1	
2- 2	0- 0		0- 0		HOME	0- 0		0- 1		2- 1	
0- 2	0- 0		0- 0		AWAY	0- 0		0- 2		0- 0	
0- 0	0- 0		0- 0		NEUTRAL	0- 0		0- 0		0- 0	

RPI 1-25				RPI 26-50				RPI 51-100				RPI 101+ Team's RPI: 243			
RPI	S	Opponent	Score	RPI	S	Opponent	Score	RPI	S	Opponent	Score	RPI	S	Opponent	Score
				41	A	New Mexico	53 85					104	H	UC Davis	60 109
												108	A	Northern Colo.	69 82
												118	A	Idaho St.	43 73
												145	H	Montana	86 88
												153	H	Montana St.	53 69
												161	N	Pepperdine	97 113
												166	N	Illinois	109 107
												207	N	Hampton	65 61
												210	H	Southern Utah	77 76
												251	H	San Francisco	75 86
												255	H	Northern Ariz.	65 61
												307	H	Cal Poly	88 85
LAST 12 Division I GAMES:															
108	A	Northern Colo.	69 82	207	N	Hampton	65 61								
41	A	New Mexico	53 85	210	H	Southern Utah	77 76								
104	H	UC Davis	60 109	255	H	Northern Ariz.	65 61								
251	H	San Francisco	75 86	118	A	Idaho St.	43 73								
166	N	Illinois	109 107	153	H	Montana St.	53 69								
161	N	Pepperdine	97 113	145	H	Montana	86 88								

Non-Div I Games: Antelope Valley 86 80

Sacramento St.

Sacred Heart

Through Games Of Jan. 21, 2019

Average RPI Win:	300	WON-LOST	WINNING	LAST 10	STRENGTH OF	OPP. STRENGTH	TEAM	ADJ.	CONF.	ADJ CONF.
Average RPI Loss:	158	RECORD	PCT. RANK	GAMES	SCHEDULE	OF SCHEDULE	RPI	RPI	RPI	RPI
DIV. I ONLY	10- 7	124	7-3	307	306	209	209	31	31	
DIV. I NON-CONF.	4- 7	228	0- 0	243	248	237	237	31	31	

TOTALS	RPI 1-25	RPI 26-50	W-L RECORDS	RPI 51-100	RPI 101-150	RPI 150+				
10- 7	0- 1	0- 0	OVERALL	0- 1	0- 2	10- 3				
5- 3	0- 0	0- 0	HOME	0- 0	0- 1	5- 2				
5- 4	0- 1	0- 0	AWAY	0- 1	0- 1	5- 1				
0- 0	0- 0	0- 0	NEUTRAL	0- 0	0- 0	0- 0				
4- 7	0- 1	0- 0	NON-CONFERENCE	0- 1	0- 2	4- 3				
1- 3	0- 0	0- 0	HOME	0- 0	0- 1	1- 2				
3- 4	0- 1	0- 0	AWAY	0- 1	0- 1	3- 1				
0- 0	0- 0	0- 0	NEUTRAL	0- 0	0- 0	0- 0				
6- 0	0- 0	0- 0	CONFERENCE	0- 0	0- 0	6- 0				
4- 0	0- 0	0- 0	HOME	0- 0	0- 0	4- 0				
2- 0	0- 0	0- 0	AWAY	0- 0	0- 0	2- 0				
0- 0	0- 0	0- 0	NEUTRAL	0- 0	0- 0	0- 0				

RPI 1-25				RPI 26-50				RPI 51-100				RPI 101+				Team's RPI: 209
RPI	S	Opponent	Score	RPI	S	Opponent	Score	RPI	S	Opponent	Score	RPI	S	Opponent	Score	
25	A	Kentucky	43 71					87	A	Provi dence	52 62	139	A	Lehigh	66 70	
												144	H	Stony Brook	58 73	
												181	A	Massachusetts	61 78	
												249	H	Monmouth	50 55	
												259	A	Hofstra	70 64	
												260	H	Siena	72 50	
												276	A	St. Francis Brooklyn	68 66	
												278	H	Saint Joseph's	44 61	
												280	H	Bryant	49 48	
												295	H	Central Conn. St.	66 61	
												308	A	New Hampshire	71 60	
												317	A	Wagner	80 68	
												317	H	Wagner	72 64	
												341	A	Manhattan	74 46	
												351	H	LIU Brooklyn	75 53	

LAST 12 Division I GAMES:																
25	A	Kentucky	43 71	317	H	Wagner	72 64									
278	H	Saint Joseph's	44 61	276	A	St. Francis Brooklyn	68 66									
341	A	Manhattan	74 46	280	H	Bryant	49 48									
139	A	Lehigh	66 70	317	A	Wagner	80 68									
144	H	Stony Brook	58 73	351	H	LIU Brooklyn	75 53									
259	A	Hofstra	70 64	295	H	Central Conn. St.	66 61									

Non-Div I Games:

Sacred Heart

Loss,
Non-Conf,
S Site,
H Home
A Away
N Neutral

Average RPI Win:	288	WON-LOST	WINNING	LAST 10	STRENGTH OF	OPP. STRENGTH	TEAM	ADJ.	CONF.	ADJ CONF.
Average RPI Loss:	148	RECORD	PCT. RANK	GAMES	SCHEDULE	OF SCHEDULE	RPI	RPI	RPI	RPI
DIV. I ONLY	5- 12	271	4-6	201	247	253	253	31	31	
DIV. I NON-CONF.	2- 9	297	0- 1	46	106	208	208	31	31	

TOTALS	RPI 1-25	RPI 26-50	W-L RECORDS	RPI 51-100	RPI 101-150	RPI 150+				
5- 12	0- 2	0- 0	OVERALL	0- 3	0- 3	5- 4				
3- 2	0- 0	0- 0	HOME	0- 1	0- 1	3- 0				
2- 8	0- 2	0- 0	AWAY	0- 1	0- 1	2- 4				
0- 2	0- 0	0- 0	NEUTRAL	0- 1	0- 1	0- 0				
2- 9	0- 2	0- 0	NON-CONFERENCE	0- 3	0- 3	2- 1				
1- 2	0- 0	0- 0	HOME	0- 1	0- 1	1- 0				
1- 5	0- 2	0- 0	AWAY	0- 1	0- 1	1- 1				
0- 2	0- 0	0- 0	NEUTRAL	0- 1	0- 1	0- 0				
3- 3	0- 0	0- 0	CONFERENCE	0- 0	0- 0	3- 3				
2- 0	0- 0	0- 0	HOME	0- 0	0- 0	2- 0				
1- 3	0- 0	0- 0	AWAY	0- 0	0- 0	1- 3				
0- 0	0- 0	0- 0	NEUTRAL	0- 0	0- 0	0- 0				

RPI 1-25				RPI 26-50				RPI 51-100				RPI 101+ Team's RPI: 253															
RPI	S	Opponent	Score	RPI	S	Opponent	Score	RPI	S	Opponent	Score	RPI	S	Opponent	Score												
2	A	Bayl or	58 116					62	N	Bo ise St.	64 78	121	A	Youngstown St.	56 80												
16	A	Rutgers	52 96					82	H	FGCU	69 83	145	N	Montana	77 79												
								91	A	Pi ttsburgh	75 78	147	H	Duquesne	73 93												
												164	H	Morehead St.	89 83												
												234	H	Mt. St. Mary' s	68 66												
												264	A	Li berty	53 82												
												276	A	St. Franci s Brookl yn	65 78												
												280	A	Bryant	63 66												
												295	A	Central Conn. St.	62 73												
												345	A	Longwood	91 88												
												347	H	Fai rlei gh Di cki nson	75 64												
												351	A	LIU Brookl yn	80 66												

LAST 12 Division I GAMES:																											
347	H	Fai rlei gh Di cki nson	75 64	145	N	Montana	77 79	280	A	Bryant	63 66																
91	A	Pi ttsburgh	75 78	295	A	Central Conn. St.	62 73	276	A	St. Franci s Brookl yn	65 78																
164	H	Morehead St.	89 83	351	A	LIU Brookl yn	80 66	351	A	LIU Brookl yn	80 66																
62	N	Bo ise St.	64 78	234	H	Mt. St. Mary' s	68 66																				
121	A	Youngstown St.	56 80																								
82	H	FGCU	69 83																								

Non-Div I Games: Seton Hill 86 74

Saint Francis (PA)

Average RPI Win:	255	WON-LOST	WINNING	LAST 10	STRENGTH OF	OPP. STRENGTH	TEAM	ADJ.	CONF.	ADJ CONF.
Average RPI Loss:	143	RECORD	PCT. RANK	GAMES	SCHEDULE	OF SCHEDULE	RPI	RPI	RPI	RPI
DIV. I ONLY	6- 12	254	3-7	221	209	278	278	17	17	
DIV. I NON-CONF.	4- 9	253	1- 0	171	227	267	267	17	17	

TOTALS	RPI 1-25	RPI 26-50	W-L RECORDS	RPI 51-100	RPI 101-150	RPI 150+				
6- 12	0- 0	0- 1	OVERALL	0- 2	0- 4	6- 5				
5- 6	0- 0	0- 1	HOME	0- 1	0- 1	5- 3				
1- 6	0- 0	0- 0	AWAY	0- 1	0- 3	1- 2				
0- 0	0- 0	0- 0	NEUTRAL	0- 0	0- 0	0- 0				
4- 9	0- 0	0- 1	NON-CONFERENCE	0- 2	0- 2	4- 4				
3- 5	0- 0	0- 1	HOME	0- 1	0- 1	3- 2				
1- 4	0- 0	0- 0	AWAY	0- 1	0- 1	1- 2				
0- 0	0- 0	0- 0	NEUTRAL	0- 0	0- 0	0- 0				
2- 3	0- 0	0- 0	CONFERENCE	0- 0	0- 2	2- 1				
2- 1	0- 0	0- 0	HOME	0- 0	0- 0	2- 1				
0- 2	0- 0	0- 0	AWAY	0- 0	0- 2	0- 0				
0- 0	0- 0	0- 0	NEUTRAL	0- 0	0- 0	0- 0				

RPI 1-25				RPI 26-50				RPI 51-100				RPI 101+				Team's RPI: 278	
RPI	S	Opponent	Score	RPI	S	Opponent	Score	RPI	S	Opponent	Score	RPI	S	Opponent	Score		
				47	H	Auburn	70 81					103	H	Towson	52 73		
								58	H	Villanova	35 47	123	A	Drexel	34 51		
								84	A	Penn	45 65	126	A	VCU	40 59		
												147	A	Duquesne	73 81		
												191	A	Delaware	39 48		
												196	A	Navy	48 49		
												201	H	Rider	54 56		
												208	H	Saint Louis	49 62		
												209	A	Sacred Heart	61 44		
												231	H	Temple	52 58		
												238	H	St. Bonaventure	66 41		
												241	H	Niagara	68 54		
												262	H	Columbia	68 61		
												274	H	La Salle	60 57		
												306	H	Loyola Maryland	49 46		
LAST 12 Division I GAMES:																	
				196	A	Navy	48 49	306	H	Loyola Maryland	49 46						
				191	A	Delaware	39 48	274	H	La Salle	60 57						
				209	A	Sacred Heart	61 44	147	A	Duquesne	73 81						
				103	H	Towson	52 73	238	H	St. Bonaventure	66 41						
				47	H	Auburn	70 81	208	H	Saint Louis	49 62						
				58	H	Villanova	35 47	126	A	VCU	40 59						

Non-Div I Games:

Saint Joseph's

Average RPI Win:	228	WON-LOST	WINNING	LAST 10	STRENGTH OF	OPP. STRENGTH	TEAM	ADJ.	CONF.	ADJ CONF.
Average RPI Loss:	124	RECORD	PCT. RANK	GAMES	SCHEDULE	OF SCHEDULE	RPI	RPI	RPI	RPI
DIV. I ONLY	7- 11	234	3-7	215	89	208	208	17	17	
DIV. I NON-CONF.	5- 8	224	1- 0	187	50	209	209	17	17	

TOTALS	RPI 1-25	RPI 26-50	W-L RECORDS	RPI 51-100	RPI 101-150	RPI 150+				
7- 11	0- 1	0- 1	OVERALL	1- 0	0- 5	6- 4				
2- 6	0- 1	0- 1	HOME	0- 0	0- 2	2- 2				
5- 3	0- 0	0- 0	AWAY	1- 0	0- 1	4- 2				
0- 2	0- 0	0- 0	NEUTRAL	0- 0	0- 2	0- 0				
5- 8	0- 1	0- 1	NON-CONFERENCE	1- 0	0- 4	4- 2				
2- 4	0- 1	0- 1	HOME	0- 0	0- 1	2- 1				
3- 2	0- 0	0- 0	AWAY	1- 0	0- 1	2- 1				
0- 2	0- 0	0- 0	NEUTRAL	0- 0	0- 2	0- 0				
2- 3	0- 0	0- 0	CONFERENCE	0- 0	0- 1	2- 2				
0- 2	0- 0	0- 0	HOME	0- 0	0- 1	0- 1				
2- 1	0- 0	0- 0	AWAY	0- 0	0- 0	2- 1				
0- 0	0- 0	0- 0	NEUTRAL	0- 0	0- 0	0- 0				

RPI 1-25				RPI 26-50				RPI 51-100				RPI 101+ Team's RPI: 208			
RPI	S	Opponent	Score	RPI	S	Opponent	Score	RPI	S	Opponent	Score	RPI	S	Opponent	Score
7	H	UConn	42 98	34	H	Missouri	62 74	98	A	Virginia	67 65	112	N	Yale	52 58
												113	H	Cincinnati	50 51
												129	N	Chattanooga	61 71
												133	A	Tulsa	75 86
												141	H	Fordham	53 56
												159	H	Indiana St.	56 60
												168	H	Southern Ill.	62 58
												171	H	Rhode Island	56 68
												181	A	Massachusetts	66 70
												183	A	Illinois St.	67 72
												199	H	SIUE	63 56
												238	A	St. Bonaventure	62 45
												278	A	Saint Joseph's	62 49
												290	A	Fla. Atlantic	93 61
												325	A	Eastern Ky.	70 43

LAST 12 Division I GAMES:															
112	N	Yale	52 58	290	A	Fla. Atlantic	93 61								
183	A	Illinois St.	67 72	238	A	St. Bonaventure	62 45								
34	H	Missouri	62 74	171	H	Rhode Island	56 68								
7	H	UConn	42 98	141	H	Fordham	53 56								
199	H	SIUE	63 56	278	A	Saint Joseph's	62 49								
168	H	Southern Ill.	62 58	181	A	Massachusetts	66 70								

Non-Div I Games:

Saint Louis

Average RPI	Win:	177	WON-LOST	WINNING	LAST 10	STRENGTH OF	OPP. STRENGTH	TEAM	ADJ.	CONF.	ADJ CONF.
Average RPI	Loss:	39	RECORD	PCT. RANK	GAMES	SCHEDULE	OF SCHEDULE	RPI	RPI	RPI	RPI
DIV. I ONLY	11- 7	112	6-4	52	54	46	46	7	7		
DIV. I NON-CONF.	7- 4	109	1- 0	65	43	50	50	7	7		

TOTALS	RPI 1-25	RPI 26-50	W-L RECORDS	RPI 51-100	RPI 101-150	RPI 150+					
11- 7	0- 3	0- 2	OVERALL	3- 1	2- 1	6- 0					
3- 3	0- 2	0- 1	HOME	1- 0	0- 0	2- 0					
6- 4	0- 1	0- 1	AWAY	1- 1	1- 1	4- 0					
2- 0	0- 0	0- 0	NEUTRAL	1- 0	1- 0	0- 0					
7- 4	0- 1	0- 2	NON-CONFERENCE	3- 0	1- 1	3- 0					
2- 2	0- 1	0- 1	HOME	1- 0	0- 0	1- 0					
3- 2	0- 0	0- 1	AWAY	1- 0	0- 1	2- 0					
2- 0	0- 0	0- 0	NEUTRAL	1- 0	1- 0	0- 0					
4- 3	0- 2	0- 0	CONFERENCE	0- 1	1- 0	3- 0					
1- 1	0- 1	0- 0	HOME	0- 0	0- 0	1- 0					
3- 2	0- 1	0- 0	AWAY	0- 1	1- 0	2- 0					
0- 0	0- 0	0- 0	NEUTRAL	0- 0	0- 0	0- 0					

RPI 1-25				RPI 26-50				RPI 51-100				RPI 101+			
RPI	S	Opponent	Score	RPI	S	Opponent	Score	RPI	S	Opponent	Score	RPI	S	Opponent	Score
3	H	Oregon	55 79	30	H	Cal i forn i a	78 81	55	N	Ol d Domi ni on	83 65	104	A	UC Davi s	74 76
10	A	Gonzaga	62 74	38	A	Oregon St.	56 89	65	A	Paci fi c	67 76	128	A	Portl and	98 91
20	H	BYU	73 74					78	H	Wyomi ng	90 84	136	N	Texas St.	89 62
								92	A	Washi ngton St.	70 64	174	A	Santa Clara	83 59
												185	H	Mi l waukee	73 71
												241	H	San Di ego	74 60
												251	A	San Franci sco	80 65
												298	A	UC Santa Barbara	80 55
												307	A	Cal Poly	69 51

LAST 12 Division I GAMES:															
10	A	Gonzaga	62 74	55	N	Ol d Domi ni on	83 65	174	A	Santa Clara	83 59				
65	A	Paci fi c	67 76					251	A	San Franci sco	80 65				
136	N	Texas St.	89 62					20	H	BYU	73 74				
104	A	UC Davi s	74 76					241	H	San Di ego	74 60				
30	H	Cal i forn i a	78 81					128	A	Portl and	98 91				
307	A	Cal Poly	69 51												

Non-Div I Games:

Saint Mary's (CA)

Saint Peter's

Through Games Of Jan. 21, 2019

Average RPI Win:	329	WON-LOST	WINNING	LAST 10	STRENGTH OF	OPP. STRENGTH	TEAM	ADJ.	CONF.	ADJ CONF.
Average RPI Loss:	191	RECORD	PCT. RANK	GAMES	SCHEDULE	OF SCHEDULE	RPI	RPI	RPI	RPI
DIV. I ONLY	6- 11	248	2-8	298	342	303	303	27	27	
DIV. I NON-CONF.	5- 6	177	0- 0	306	347	278	278	28	28	

TOTALS	RPI 1-25	RPI 26-50	W-L RECORDS	RPI 51-100	RPI 101-150	RPI 150+				
6- 11	0- 0	0- 0	OVERALL	0- 3	0- 1	6- 7				
4- 4	0- 0	0- 0	HOME	0- 0	0- 0	4- 4				
2- 7	0- 0	0- 0	AWAY	0- 3	0- 1	2- 3				
0- 0	0- 0	0- 0	NEUTRAL	0- 0	0- 0	0- 0				
5- 6	0- 0	0- 0	NON-CONFERENCE	0- 2	0- 1	5- 3				
4- 1	0- 0	0- 0	HOME	0- 0	0- 0	4- 1				
1- 5	0- 0	0- 0	AWAY	0- 2	0- 1	1- 2				
0- 0	0- 0	0- 0	NEUTRAL	0- 0	0- 0	0- 0				
1- 5	0- 0	0- 0	CONFERENCE	0- 1	0- 0	1- 4				
0- 3	0- 0	0- 0	HOME	0- 0	0- 0	0- 3				
1- 2	0- 0	0- 0	AWAY	0- 1	0- 0	1- 1				
0- 0	0- 0	0- 0	NEUTRAL	0- 0	0- 0	0- 0				

RPI 1-25				RPI 26-50				RPI 51-100				RPI 101+				Team's RPI: 303
RPI	S	Opponent	Score	RPI	S	Opponent	Score	RPI	S	Opponent	Score	RPI	S	Opponent	Score	
								69	A	Qui nni pi ac	45 90	112	A	Yale	56 72	
								73	A	Seton Hall I	47 90	201	A	Ri der	38 60	
								77	A	Boston Col lege	57 89	214	H	Cal St. Fullerton	45 69	
												241	H	Ni agara	66 75	
												260	H	Si ena	57 84	
												276	A	St. Francis Brooklyn	70 74	
												289	A	UMass Lowell	57 59	
												293	H	Cani si us	62 75	
												312	A	Fai rfi el d	68 65	
												315	H	NJIT	70 57	
												317	H	Wagner	69 57	
												332	A	Lafayette	62 60	
												347	H	Fai rlei gh Di ckin son	75 58	
												351	H	LIU Brookl yn	86 59	
LAST 12 Division I GAMES:																
347	H	Fai rlei gh Di ckin son	75 58	201	A	Ri der	38 60									
276	A	St. Francis Brooklyn	70 74	312	A	Fai rfi el d	68 65									
214	H	Cal St. Fullerton	45 69	293	H	Cani si us	62 75									
112	A	Yale	56 72	241	H	Ni agara	66 75									
73	A	Seton Hall I	47 90	69	A	Qui nni pi ac	45 90									
317	H	Wagner	69 57	260	H	Si ena	57 84									

Non-Div I Games:

Saint Peter's

■ Loss,
 ■ Non-Conf,
 ■ S Site,
 ■ Home
 ■ A Away
 N Neutral

Average RPI Win:	288	WON-LOST	WINNING	LAST 10	STRENGTH OF	OPP. STRENGTH	TEAM	ADJ.	CONF.	ADJ CONF.
Average RPI Loss:	154	RECORD	PCT. RANK	GAMES	SCHEDULE	OF SCHEDULE	RPI	RPI	RPI	RPI
DIV. I ONLY	5- 7	221	6-4	275	224	215	215	26	26	
DIV. I NON-CONF.	2- 5	264	0- 0	123	108	188	188	22	22	

TOTALS	RPI 1-25	RPI 26-50	W-L RECORDS	RPI 51-100	RPI 101-150	RPI 150+				
5- 7	0- 0	0- 1	OVERALL	0- 2	0- 0	5- 4				
1- 2	0- 0	0- 0	HOME	0- 0	0- 0	1- 2				
4- 4	0- 0	0- 1	AWAY	0- 1	0- 0	4- 2				
0- 1	0- 0	0- 0	NEUTRAL	0- 1	0- 0	0- 0				
2- 5	0- 0	0- 1	NON-CONFERENCE	0- 2	0- 0	2- 2				
0- 1	0- 0	0- 0	HOME	0- 0	0- 0	0- 1				
2- 3	0- 0	0- 1	AWAY	0- 1	0- 0	2- 1				
0- 1	0- 0	0- 0	NEUTRAL	0- 1	0- 0	0- 0				
3- 2	0- 0	0- 0	CONFERENCE	0- 0	0- 0	3- 2				
1- 1	0- 0	0- 0	HOME	0- 0	0- 0	1- 1				
2- 1	0- 0	0- 0	AWAY	0- 0	0- 0	2- 1				
0- 0	0- 0	0- 0	NEUTRAL	0- 0	0- 0	0- 0				

RPI	S	Opponent	Score	RPI	S	Opponent	Score	RPI	S	Opponent	Score	RPI	S	Opponent	Score	Team's RPI: 215
48	A	LSU	52 66	61	A	TCU	59 72	167	H	Abilene Christian	79 91	169	H	Oral Roberts	62 73	
				90	N	Troy	79 84	211	A	Southern Miss.	65 61	263	A	Louisiana	68 62	
								269	A	Wichita St.	55 63	272	A	A&M-Corpus Christi	61 76	
								316	A	Incarnate Word	76 56	324	A	Houston Baptist	74 63	
								328	H	Central Ark.	66 62					
LAST 12 Division I GAMES:																
169	H	Oral Roberts	62 73	324	A	Houston Baptist	74 63									
263	A	Louisiana	68 62	272	A	A&M-Corpus Christi	61 76									
211	A	Southern Miss.	65 61	316	A	Incarnate Word	76 56									
90	N	Troy	79 84	328	H	Central Ark.	66 62									
269	A	Wichita St.	55 63	167	H	Abilene Christian	79 91									
48	A	LSU	52 66	61	A	TCU	59 72									

Non-Div I Games: UNKNOWN 94 46 Wiley 101 63 Jarvis Christian 100 55

Sam Houston St.

Average RPI Win:	258	WON-LOST	WINNING	LAST 10	STRENGTH OF	OPP. STRENGTH	TEAM	ADJ.	CONF.	ADJ CONF.
Average RPI Loss:	164	RECORD	PCT. RANK	GAMES	SCHEDULE	OF SCHEDULE	RPI	RPI	RPI	RPI
DIV. I ONLY	4- 12	291	3-7	187	249	228	228	24	24	
DIV. I NON-CONF.	3- 10	278	0- 0	115	244	213	213	25	25	

TOTALS	RPI 1-25	RPI 26-50	W-L RECORDS	RPI 51-100	RPI 101-150	RPI 150+				
4- 12	0- 0	0- 1	OVERALL	0- 2	1- 2	3- 7				
1- 1	0- 0	0- 0	HOME	0- 0	0- 0	1- 1				
3- 11	0- 0	0- 1	AWAY	0- 2	1- 2	2- 6				
0- 0	0- 0	0- 0	NEUTRAL	0- 0	0- 0	0- 0				
3- 10	0- 0	0- 1	NON-CONFERENCE	0- 2	1- 2	2- 5				
1- 1	0- 0	0- 0	HOME	0- 0	0- 0	1- 1				
2- 9	0- 0	0- 1	AWAY	0- 2	1- 2	1- 4				
0- 0	0- 0	0- 0	NEUTRAL	0- 0	0- 0	0- 0				
1- 2	0- 0	0- 0	CONFERENCE	0- 0	0- 0	1- 2				
0- 0	0- 0	0- 0	HOME	0- 0	0- 0	0- 0				
1- 2	0- 0	0- 0	AWAY	0- 0	0- 0	1- 2				
0- 0	0- 0	0- 0	NEUTRAL	0- 0	0- 0	0- 0				

RPI	S	Opponent	Score	RPI	S	Opponent	Score	RPI	S	Opponent	Score	RPI	S	Opponent	Score	Team's RPI: 228
47	A	Auburn	46 73	64	A	Oklahoma St.	62 82	125	A	Colorado	39 81	143	A	UT Martin	68 89	
				90	A	Troy	52 72	149	A	Denver	87 83	155	H	UAB	41 66	
								172	A	Vanderbilt	52 77	180	A	Mercer	68 76	
								207	A	Hampton	57 64	211	A	Southern Miss.	40 76	
								225	A	Alabama St.	60 51	257	A	Memphis	48 53	
								321	A	UNC Greensboro	54 55	326	A	Western Caro.	75 42	
								330	H	Presbyterian	75 54					
LAST 12 Division I GAMES:																
47	A	Auburn	46 73	326	A	Western Caro.	75 42									
257	A	Memphis	48 53	321	A	UNC Greensboro	54 55									
155	H	UAB	41 66	180	A	Mercer	68 76									
330	H	Presbyterian	75 54	172	A	Vanderbilt	52 77									
207	A	Hampton	57 64	125	A	Colorado	39 81									
64	A	Oklahoma St.	62 82	149	A	Denver	87 83									

Non-Div I Games: Rhodes 71 54 Montevallo 73 47

Samford

Average RPI Win:	246	WON-LOST	WINNING	LAST 10	STRENGTH OF	OPP. STRENGTH	TEAM	ADJ.	CONF.	ADJ CONF.
Average RPI Loss:	126	RECORD	PCT. RANK	GAMES	SCHEDULE	OF SCHEDULE	RPI	RPI	RPI	RPI
DIV. I ONLY	7- 11	234	2-8	240	106	241	241	7	7	
DIV. I NON-CONF.	6- 4	125	0- 0	326	153	222	222	7	7	

TOTALS	RPI 1-25	RPI 26-50	W-L RECORDS	RPI 51-100	RPI 101-150	RPI 150+				
7- 11	0- 1	0- 2	OVERALL	0- 1	0- 3	7- 4				
5- 5	0- 1	0- 1	HOME	0- 0	0- 2	5- 1				
2- 6	0- 0	0- 1	AWAY	0- 1	0- 1	2- 3				
0- 0	0- 0	0- 0	NEUTRAL	0- 0	0- 0	0- 0				
6- 4	0- 0	0- 1	NON-CONFERENCE	0- 0	0- 1	6- 2				
5- 1	0- 0	0- 1	HOME	0- 0	0- 0	5- 0				
1- 3	0- 0	0- 0	AWAY	0- 0	0- 1	1- 2				
0- 0	0- 0	0- 0	NEUTRAL	0- 0	0- 0	0- 0				
1- 7	0- 1	0- 1	CONFERENCE	0- 1	0- 2	1- 2				
0- 4	0- 1	0- 0	HOME	0- 0	0- 2	0- 1				
1- 3	0- 0	0- 1	AWAY	0- 1	0- 0	1- 1				
0- 0	0- 0	0- 0	NEUTRAL	0- 0	0- 0	0- 0				

RPI 1-25				RPI 26-50				RPI 51-100				RPI 101+ Team's RPI: 241			
RPI	S	Opponent	Score	RPI	S	Opponent	Score	RPI	S	Opponent	Score	RPI	S	Opponent	Score
10	H	Gonzaga	61 86	30	H	Cal i forni a	53 70	65	A	Paci fi c	47 79	106	A	Mi nnesota	48 53
				46	A	Saint Mary's (CA)	60 74					128	H	Portl and	60 69
												132	H	Loyol a Marymount	52 69
												161	H	Pepperdi ne	55 74
												174	A	Santa Clara	57 49
												206	H	San Diego St.	72 71
												210	A	Southern Utah	59 69
												226	H	Dartmouth	78 76
												251	A	San Franci sco	57 68
												252	A	UTSA	77 87
												258	A	Long Beach St.	60 56
												266	H	Clevel and St.	83 82
												271	H	Hawai i	58 50
												320	H	San Jose St.	83 79

LAST 12 Division I GAMES:															
174	A	Santa Clara	57 49	10	H	Gonzaga	61 86	128	H	Portl and	60 69	65	A	Paci fi c	47 79
251	A	San Franci sco	57 68	46	A	Saint Mary's (CA)	60 74	161	H	Pepperdi ne	55 74	132	H	Loyol a Marymount	52 69
320	H	San Jose St.	83 79												
252	A	UTSA	77 87												
258	A	Long Beach St.	60 56												
226	H	Dartmouth	78 76												

Non-Div I Games: Cal St. San B'di no 76 58

San Diego

Average RPI Win:	242	WON-LOST	WINNING	LAST 10	STRENGTH OF	OPP. STRENGTH	TEAM	ADJ.	CONF.	ADJ CONF.
Average RPI Loss:	130	RECORD	PCT. RANK	GAMES	SCHEDULE	OF SCHEDULE	RPI	RPI	RPI	RPI
DIV. I ONLY	6- 9	228	2-8	155	202	206	206	13	13	
DIV. I NON-CONF.	5- 6	177	0- 0	257	250	239	239	11	11	

TOTALS	RPI 1-25	RPI 26-50	W-L RECORDS	RPI 51-100	RPI 101-150	RPI 150+				
6- 9	0- 0	0- 1	OVERALL	0- 4	1- 0	5- 4				
4- 4	0- 0	0- 0	HOME	0- 3	0- 0	4- 1				
2- 5	0- 0	0- 1	AWAY	0- 1	1- 0	1- 3				
0- 0	0- 0	0- 0	NEUTRAL	0- 0	0- 0	0- 0				
5- 6	0- 0	0- 0	NON-CONFERENCE	0- 2	1- 0	4- 4				
3- 3	0- 0	0- 0	HOME	0- 2	0- 0	3- 1				
2- 3	0- 0	0- 0	AWAY	0- 0	1- 0	1- 3				
0- 0	0- 0	0- 0	NEUTRAL	0- 0	0- 0	0- 0				
1- 3	0- 0	0- 1	CONFERENCE	0- 2	0- 0	1- 0				
1- 1	0- 0	0- 0	HOME	0- 1	0- 0	1- 0				
0- 2	0- 0	0- 1	AWAY	0- 1	0- 0	0- 0				
0- 0	0- 0	0- 0	NEUTRAL	0- 0	0- 0	0- 0				

RPI	S	Opponent	Score	RPI	S	Opponent	Score	RPI	S	Opponent	Score	RPI	S	Opponent	Score	Team's RPI: 206
41	A	New Mexico	62 70	57	H	Arizona	60 69	146	A	UC Irvine	78 70					
				61	H	TCU	64 81	154	A	CSUN	74 77					
				62	H	Boise St.	66 69	174	A	Santa Clara	43 60					
				78	A	Wyoming	45 87	214	A	Cal St. Fullerton	83 72					
								219	H	Air Force	70 61					
								241	A	San Diego	71 72					
								271	H	Hawaii	58 57					
								286	H	California Baptist	83 67					
								298	H	UC Santa Barbara	58 63					
								316	H	Incarnate Word	81 38					
LAST 12 Division I GAMES:																
146	A	UC Irvine	78 70	41	A	New Mexico	62 70	219	H	Air Force	70 61					
57	H	Arizona	60 69	78	A	Wyoming	45 87	62	H	Boise St.	66 69					
241	A	San Diego	71 72	61	H	TCU	64 81	298	H	UC Santa Barbara	58 63					
61	H	TCU	64 81	154	A	CSUN	74 77									
286	H	California Baptist	83 67													
316	H	Incarnate Word	81 38													

Non-Div I Games:

San Diego St.

Average RPI Win:	284	WON-LOST	WINNING	LAST 10	STRENGTH OF	OPP. STRENGTH	TEAM	ADJ.	CONF.	ADJ CONF.
Average RPI Loss:	106	RECORD	PCT. RANK	GAMES	SCHEDULE	OF SCHEDULE	RPI	RPI	RPI	RPI
DIV. I ONLY	5- 13	282	2-8	156	137	251	251	7	7	
DIV. I NON-CONF.	4- 7	228	0- 0	254	160	254	254	7	7	

TOTALS	RPI 1-25	RPI 26-50	W-L RECORDS	RPI 51-100	RPI 101-150	RPI 150+				
5- 13	0- 2	0- 1	OVERALL	0- 2	0- 5	5- 3				
2- 7	0- 1	0- 1	HOME	0- 1	0- 3	2- 1				
1- 5	0- 1	0- 0	AWAY	0- 1	0- 2	1- 1				
2- 1	0- 0	0- 0	NEUTRAL	0- 0	0- 0	2- 1				
4- 7	0- 1	0- 0	NON-CONFERENCE	0- 1	0- 4	4- 1				
1- 3	0- 0	0- 0	HOME	0- 0	0- 3	1- 0				
1- 3	0- 1	0- 0	AWAY	0- 1	0- 1	1- 0				
2- 1	0- 0	0- 0	NEUTRAL	0- 0	0- 0	2- 1				
1- 6	0- 1	0- 1	CONFERENCE	0- 1	0- 1	1- 2				
1- 4	0- 1	0- 1	HOME	0- 1	0- 0	1- 1				
0- 2	0- 0	0- 0	AWAY	0- 0	0- 1	0- 1				
0- 0	0- 0	0- 0	NEUTRAL	0- 0	0- 0	0- 0				

RPI 1-25				RPI 26-50				RPI 51-100				RPI 101+				Team's RPI: 251
RPI	S	Opponent	Score	RPI	S	Opponent	Score	RPI	S	Opponent	Score	RPI	S	Opponent	Score	
4	A	Stanford	62 96	46	H	Saint Mary's (CA)	65 80	65	H	Pacific	75 85	104	H	UC Davis	68 70	
20	H	BYU	59 67					92	A	Washington St.	61 91	108	H	Northern Colo.	63 68	
												124	H	UT Arlington	73 80	
												130	A	Idaho	63 70	
												132	A	Loyola Marymount	58 66	
												161	A	Pepperdine	50 69	
												174	H	Santa Clara	66 71	
												217	N	North Dakota	97 100	
												241	H	San Diego	68 57	
												243	A	Sacramento St.	86 75	
												307	N	Cal Poly	65 62	
												311	N	North Dakota St.	75 42	
												320	H	San Jose St.	85 63	

LAST 12 Division I GAMES:																
241	H	San Diego	68 57	65	H	Pacific	75 85									
217	N	North Dakota	97 100	46	H	Saint Mary's (CA)	65 80									
311	N	North Dakota St.	75 42	161	A	Pepperdine	50 69									
104	H	UC Davis	68 70	132	A	Loyola Marymount	58 66									
243	A	Sacramento St.	86 75	174	H	Santa Clara	66 71									
130	A	Idaho	63 70	20	H	BYU	59 67									

Non-Div I Games:

San Francisco

Average RPI Win:	270	WON-LOST	WINNING	LAST 10	STRENGTH OF	OPP. STRENGTH	TEAM	ADJ.	CONF.	ADJ CONF.
Average RPI Loss:	157	RECORD	PCT. RANK	GAMES	SCHEDULE	OF SCHEDULE	RPI	RPI	RPI	RPI
DIV. I ONLY	1- 14	340	0-10	151	218	320	320	13	13	
DIV. I NON-CONF.	1- 9	326	0- 0	142	228	311	311	11	11	
<hr/>										
TOTALS	RPI 1-25	RPI 26-50	W-L RECORDS	RPI 51-100	RPI 101-150	RPI 150+				
1- 14	0- 0	0- 0	OVERALL	0- 3	0- 4	1- 7				
1- 5	0- 0	0- 0	HOME	0- 1	0- 1	1- 3				
0- 9	0- 0	0- 0	AWAY	0- 2	0- 3	0- 4				
0- 0	0- 0	0- 0	NEUTRAL	0- 0	0- 0	0- 0				
1- 9	0- 0	0- 0	NON-CONFERENCE	0- 2	0- 3	1- 4				
1- 3	0- 0	0- 0	HOME	0- 1	0- 1	1- 1				
0- 6	0- 0	0- 0	AWAY	0- 1	0- 2	0- 3				
0- 0	0- 0	0- 0	NEUTRAL	0- 0	0- 0	0- 0				
0- 5	0- 0	0- 0	CONFERENCE	0- 1	0- 1	0- 3				
0- 2	0- 0	0- 0	HOME	0- 0	0- 0	0- 2				
0- 3	0- 0	0- 0	AWAY	0- 1	0- 1	0- 1				
0- 0	0- 0	0- 0	NEUTRAL	0- 0	0- 0	0- 0				

RPI 1-25				RPI 26-50				RPI 51-100				RPI 101+ Team's RPI: 320			
RPI	S	Opponent	Score	RPI	S	Opponent	Score	RPI	S	Opponent	Score	RPI	S	Opponent	Score
								62	A	Boise St.	68 99	125	A	Colorado	64 76
								65	H	Paci fi c	67 91	131	A	Fresno St.	48 77
								72	A	Nebraska	63 96	142	A	Portland St.	51 80
												146	H	UC Irvine	66 74
												151	A	Utah St.	49 82
												154	A	CSUN	40 76
												174	H	Santa Clara	56 62
												229	H	UNLV	43 53
												241	A	San Diego	79 83
												251	A	San Franci sco	63 85
												261	H	Nevada	49 52
												270	H	CSU Bakersfi el d	82 72
<hr/>															
LAST 12 Division I GAMES:															
154	A	CSUN	40 76	229	H	UNLV	43 53								
174	H	Santa Clara	56 62	151	A	Utah St.	49 82								
72	A	Nebraska	63 96	62	A	Boise St.	68 99								
125	A	Col orado	64 76	261	H	Nevada	49 52								
146	H	UC Irvine	66 74	131	A	Fresno St.	48 77								
65	H	Paci fi c	67 91	241	A	San Diego	79 83								

Non-Div I Games: San Fran. St. 66 73

San Jose St.

Average RPI Win:	227	WON-LOST	WINNING	LAST 10	STRENGTH OF	OPP. STRENGTH	TEAM	ADJ.	CONF.	ADJ CONF.
Average RPI Loss:	101	RECORD	PCT. RANK	GAMES	SCHEDULE	OF SCHEDULE	RPI	RPI	RPI	RPI

DIV. I ONLY	8- 9	189	4-6	144	170	174	174	7	7
DIV. I NON-CONF.	6- 4	125	0- 0	206	209	148	148	7	7
TOTALS	RPI 1-25	RPI 26-50	W-L RECORDS	RPI 51-100	RPI 101-150	RPI 150+			
8- 9	0- 1	0- 3	OVERALL	1- 1	1- 1	6- 3			
4- 5	0- 1	0- 1	HOME	1- 1	0- 0	3- 2			
4- 4	0- 0	0- 2	AWAY	0- 0	1- 1	3- 1			
0- 0	0- 0	0- 0	NEUTRAL	0- 0	0- 0	0- 0			
6- 4	0- 0	0- 2	NON-CONFERENCE	1- 0	0- 1	5- 1			
4- 1	0- 0	0- 0	HOME	1- 0	0- 0	3- 1			
2- 3	0- 0	0- 2	AWAY	0- 0	0- 1	2- 0			
0- 0	0- 0	0- 0	NEUTRAL	0- 0	0- 0	0- 0			
2- 5	0- 1	0- 1	CONFERENCE	0- 1	1- 0	1- 2			
0- 4	0- 1	0- 1	HOME	0- 1	0- 0	0- 1			
2- 1	0- 0	0- 0	AWAY	0- 0	1- 0	1- 1			
0- 0	0- 0	0- 0	NEUTRAL	0- 0	0- 0	0- 0			

RPI 1-25	RPI 26-50	RPI 51-100	RPI 101+ Team's RPI: 174
RPI S Opponent Score	RPI S Opponent Score	RPI S Opponent Score	RPI S Opponent Score
20 H BYU 44 54	38 A Oregon St. 31 82	65 H Paci fic 70 74	131 A Fresno St. 53 80
	46 H Saint Mary's (CA) 59 83	96 H Missouri St. 77 73	132 A Loyol a Marymount 83 75
	49 A Southern Cal i forni a 46 77		154 H CSUN 38 53
			161 A Pepperdi ne 48 74
			206 H San Diego St. 60 43
			214 A Cal St. Fullerton 64 60
			241 H San Di ego 49 57
			251 A San Franci sco 71 66
			261 H Nevada 56 48
			320 A San Jose St. 62 56
			337 H Grand Canyon 75 55
LAST 12 Division I GAMES:			
20 H BYU 44 54	46 H Saint Mary's (CA) 59 83	65 H Paci fic 70 74	132 A Loyol a Marymount 83 75
337 H Grand Canyon 75 55	65 H Paci fic 70 74	161 A Pepperdi ne 48 74	251 A San Franci sco 71 66
320 A San Jose St. 62 56	132 A Loyol a Marymount 83 75	261 H Nevada 56 48	320 A San Jose St. 62 56
131 A Fresno St. 53 80	161 A Pepperdi ne 48 74	241 H San Di ego 49 57	
38 A Oregon St. 31 82	251 A San Franci sco 71 66		
154 H CSUN 38 53	241 H San Di ego 49 57		

Non-Div I Games: Sonoma St. 98 38

Santa Clara

Average RPI Win:	326	WON-LOST	WINNING	LAST 10	STRENGTH OF	OPP. STRENGTH	TEAM	ADJ.	CONF.	ADJ CONF.
Average RPI Loss:	204	RECORD	PCT. RANK	GAMES	SCHEDULE	OF SCHEDULE	RPI	RPI	RPI	RPI
DIV. I ONLY	2- 9	314	2-8	346	202	339	339	32	32	
DIV. I NON-CONF.	0- 7	336	0- 0	295	95	345	345	32	32	

TOTALS	RPI 1-25	RPI 26-50	W-L RECORDS	RPI 51-100	RPI 101-150	RPI 150+				
2- 9	0- 0	0- 2	OVERALL	0- 0	0- 0	2- 7				
0- 4	0- 0	0- 0	HOME	0- 0	0- 0	0- 4				
2- 5	0- 0	0- 2	AWAY	0- 0	0- 0	2- 3				
0- 0	0- 0	0- 0	NEUTRAL	0- 0	0- 0	0- 0				
0- 7	0- 0	0- 2	NON-CONFERENCE	0- 0	0- 0	0- 5				
0- 3	0- 0	0- 0	HOME	0- 0	0- 0	0- 3				
0- 4	0- 0	0- 2	AWAY	0- 0	0- 0	0- 2				
0- 0	0- 0	0- 0	NEUTRAL	0- 0	0- 0	0- 0				
2- 2	0- 0	0- 0	CONFERENCE	0- 0	0- 0	2- 2				
0- 1	0- 0	0- 0	HOME	0- 0	0- 0	0- 1				
2- 1	0- 0	0- 0	AWAY	0- 0	0- 0	2- 1				
0- 0	0- 0	0- 0	NEUTRAL	0- 0	0- 0	0- 0				

RPI 1-25				RPI 26-50				RPI 51-100				RPI 101+				Team's RPI: 339
RPI	S	Opponent	Score	RPI	S	Opponent	Score	RPI	S	Opponent	Score	RPI	S	Opponent	Score	
				26	A	South Dakota St.	49 97					193	A	Ole Miss	51 74	
				43	A	DePaul	61 124					203	H	Jacksonville	58 68	
												246	H	Texas Southern	41 65	
												254	H	Norfolk St.	42 78	
												269	A	Wichita St.	50 66	
												281	H	Ga. Southern	71 82	
												305	A	Coppin St.	76 70	
												318	A	Morgan St.	47 63	
												346	A	Florida A&M	54 50	
LAST 12 Division I GAMES:																
				193	A	Ole Miss	51 74	254	H	Norfolk St.	42 78					
				246	H	Texas Southern	41 65	346	A	Florida A&M	54 50					
				43	A	DePaul	61 124	318	A	Morgan St.	47 63					
				203	H	Jacksonville	58 68	305	A	Coppin St.	76 70					
				281	H	Ga. Southern	71 82	269	A	Wichita St.	50 66					
								26	A	South Dakota St.	49 97					

Non-Div I Games: Carver 101 49 Wesleyan (GA) 155 26

Savannah St.

Average RPI Win:	0	WON-LOST	WINNING	LAST 10	STRENGTH OF	OPP. STRENGTH	TEAM	ADJ.	CONF.	ADJ CONF.
Average RPI Loss:	188	RECORD	PCT. RANK	GAMES	SCHEDULE	OF SCHEDULE	RPI	RPI	RPI	RPI
DIV. I ONLY	0- 18	350	0-10	184	300	336	336	29	29	
DIV. I NON-CONF.	0- 13	336	0- 0	119	266	327	327	30	30	

TOTALS	RPI 1-25	RPI 26-50	W-L RECORDS	RPI 51-100	RPI 101-150	RPI 150+				
0- 18	0- 0	0- 1	OVERALL	0- 2	0- 4	0- 11				
0- 8	0- 0	0- 0	HOME	0- 0	0- 1	0- 7				
0- 9	0- 0	0- 1	AWAY	0- 1	0- 3	0- 4				
0- 1	0- 0	0- 0	NEUTRAL	0- 1	0- 0	0- 0				
0- 13	0- 0	0- 1	NON-CONFERENCE	0- 2	0- 4	0- 6				
0- 5	0- 0	0- 0	HOME	0- 0	0- 1	0- 4				
0- 7	0- 0	0- 1	AWAY	0- 1	0- 3	0- 2				
0- 1	0- 0	0- 0	NEUTRAL	0- 1	0- 0	0- 0				
0- 5	0- 0	0- 0	CONFERENCE	0- 0	0- 0	0- 5				
0- 3	0- 0	0- 0	HOME	0- 0	0- 0	0- 3				
0- 2	0- 0	0- 0	AWAY	0- 0	0- 0	0- 2				
0- 0	0- 0	0- 0	NEUTRAL	0- 0	0- 0	0- 0				

RPI	S	Opponent	Score	RPI	S	Opponent	Score	RPI	S	Opponent	Score	RPI	S	Opponent	Score	Team's RPI: 336
40	A	Utah	62 89	57	N	Arizona	54 84	104	A	UC Davis	59 76	111	H	Washington	58 69	
				65	A	Pacific	61 75	142	A	Portland St.	43 68	146	A	UC Irvine	60 65	
								161	H	Pepperdine	64 78	178	A	New Mexico St.	55 75	
								214	H	Cal St. Fullerton	54 57	218	H	Utah Valley	55 58	
								248	A	UTRGV	56 69	255	H	Northern Ariz.	58 65	
								261	A	Nevada	54 67	270	H	CSU Bakersfield	60 70	
								271	A	Hawaii	51 67	307	H	Cal Poly	50 60	
								337	H	Grand Canyon	73 74					
LAST 12 Division I GAMES:																
248	A	UTRGV	56 69	178	A	New Mexico St.	55 75									
307	H	Cal Poly	50 60	218	H	Utah Valley	55 58									
104	A	UC Davis	59 76	337	H	Grand Canyon	73 74									
65	A	Pacific	61 75	270	H	CSU Bakersfield	60 70									
161	H	Pepperdine	64 78	146	A	UC Irvine	60 65									
111	H	Washington	58 69	261	A	Nevada	54 67									

Non-Div I Games:

Seattle U

Average RPI Win:	204	WON-LOST	WINNING	LAST 10	STRENGTH OF	OPP. STRENGTH	TEAM	ADJ.	CONF.	ADJ CONF.
Average RPI Loss:	51	RECORD	PCT. RANK	GAMES	SCHEDULE	OF SCHEDULE	RPI	RPI	RPI	RPI
DIV. I ONLY	12- 6	83	5-5	117	83	73	73	5	5	
DIV. I NON-CONF.	8- 3	71	0- 0	265	156	116	116	4	4	

TOTALS	RPI 1-25	RPI 26-50	W-L RECORDS	RPI 51-100	RPI 101-150	RPI 150+				
12- 6	0- 3	1- 1	OVERALL	3- 1	1- 0	7- 1				
9- 0	0- 0	0- 0	HOME	2- 0	1- 0	6- 0				
2- 5	0- 3	1- 0	AWAY	1- 1	0- 0	0- 1				
1- 1	0- 0	0- 1	NEUTRAL	0- 0	0- 0	1- 0				
8- 3	0- 1	0- 1	NON-CONFERENCE	1- 1	0- 0	7- 0				
6- 0	0- 0	0- 0	HOME	0- 0	0- 0	6- 0				
1- 2	0- 1	0- 0	AWAY	1- 1	0- 0	0- 0				
1- 1	0- 0	0- 1	NEUTRAL	0- 0	0- 0	1- 0				
4- 3	0- 2	1- 0	CONFERENCE	2- 0	1- 0	0- 1				
3- 0	0- 0	0- 0	HOME	2- 0	1- 0	0- 0				
1- 3	0- 2	1- 0	AWAY	0- 0	0- 0	0- 1				
0- 0	0- 0	0- 0	NEUTRAL	0- 0	0- 0	0- 0				

RPI	S	Opponent	Score	RPI	S	Opponent	Score	RPI	S	Opponent	Score	RPI	S	Opponent	Score
7	A	UConn	61 99	32	N	Georgi a Tech	73 84	56	A	UCLA	62 78	105	H	St. John's (NY)	77 67
15	A	Marquette	60 96	43	A	DePaul	84 73	67	H	Creighton	82 75	175	A	Xavier	62 63
21	A	Butler	59 62					87	H	Provi dence	79 73	252	H	UTSA	84 53
								89	A	Princeton	70 66	276	H	St. Francis Brooklyn	100 77
												289	H	UMass Lowell	90 57
												297	H	Kennesaw St.	102 80
												303	H	Saint Peter's	90 47
												317	H	Wagner	95 40
												321	N	UNC Greensboro	71 64

LAST 12 Division I GAMES:															
43	A	DePaul	84 73	15	A	Marquette	60 96	87	H	Provi dence	79 73	67	H	Creighton	82 75
321	N	UNC Greensboro	71 64	87	H	Provi dence	79 73	67	H	Creighton	82 75	175	A	Xavier	62 63
32	N	Georgi a Tech	73 84	67	H	Creighton	82 75	175	A	Xavier	62 63	21	A	Butler	59 62
7	A	UConn	61 99	175	A	Xavier	62 63	21	A	Butler	59 62	105	H	St. John's (NY)	77 67
303	H	Saint Peter's	90 47	21	A	Butler	59 62	105	H	St. John's (NY)	77 67				
289	H	UMass Lowell	90 57	105	H	St. John's (NY)	77 67								

Non-Div I Games:

Seton Hall

Average RPI Win: **271**
 Average RPI Loss: **178**

WON-LOST
RECORD

WINNING
PCT. RANK

LAST 10
GAMES

STRENGTH OF
SCHEDULE

OPP. STRENGTH
OF SCHEDULE

TEAM
RPI

ADJ.
RPI

CONF.
RPI

ADJ CONF.
RPI

DIV. I ONLY	8- 9	189	5-5	284	279	260	260	27	27
DIV. I NON-CONF.	4- 7	228	1- 0	258	254	280	280	28	28

TOTALS	RPI 1-25	RPI 26-50	W-L RECORDS	RPI 51-100	RPI 101-150	RPI 150+			
8- 9	0- 0	0- 0	OVERALL	0- 2	0- 2	8- 5			
4- 5	0- 0	0- 0	HOME	0- 2	0- 0	4- 3			
3- 3	0- 0	0- 0	AWAY	0- 0	0- 1	3- 2			
1- 1	0- 0	0- 0	NEUTRAL	0- 0	0- 1	1- 0			
4- 7	0- 0	0- 0	NON-CONFERENCE	0- 2	0- 1	4- 4			
2- 4	0- 0	0- 0	HOME	0- 2	0- 0	2- 2			
1- 2	0- 0	0- 0	AWAY	0- 0	0- 0	1- 2			
1- 1	0- 0	0- 0	NEUTRAL	0- 0	0- 1	1- 0			
4- 2	0- 0	0- 0	CONFERENCE	0- 0	0- 1	4- 1			
2- 1	0- 0	0- 0	HOME	0- 0	0- 0	2- 1			
2- 1	0- 0	0- 0	AWAY	0- 0	0- 1	2- 0			
0- 0	0- 0	0- 0	NEUTRAL	0- 0	0- 0	0- 0			

RPI 1-25				RPI 26-50				RPI 51-100				RPI 101+ Team's RPI: 260			
RPI	S	Opponent	Score	RPI	S	Opponent	Score	RPI	S	Opponent	Score	RPI	S	Opponent	Score
								66	H	Harvard	54 73	123	N	Drexel	39 51
								84	H	Penn	51 58	135	A	Marist	59 88
												181	H	Massachusetts	64 59
												201	H	Rider	52 55
												209	A	Sacred Heart	50 72
												221	A	Howard	86 81
												232	H	Colgate	55 53
												238	A	St. Bonaventure	58 74
												249	A	Monmouth	77 68
												259	H	Hofstra	50 57
												290	H	Fla. Atlantic	66 70
												303	A	Saint Peter's	84 57
												317	N	Wagner	74 71
												327	H	Iona	59 47
												341	H	Manhattan	62 56
LAST 12 Division I GAMES:															
				317	N	Wagner	74 71					249	A	Monmouth	77 68
				259	H	Hofstra	50 57					135	A	Marist	59 88
				181	H	Massachusetts	64 59					201	H	Rider	52 55
				238	A	St. Bonaventure	58 74					341	H	Manhattan	62 56
				290	H	Fla. Atlantic	66 70					327	H	Iona	59 47
				232	H	Colgate	55 53					303	A	Saint Peter's	84 57

Non-Div I Games:

Siena

Average RPI Win:	230	WON-LOST	WINNING	LAST 10	STRENGTH OF	OPP. STRENGTH	TEAM	ADJ.	CONF.	ADJ CONF.
Average RPI Loss:	125	RECORD	PCT. RANK	GAMES	SCHEDULE	OF SCHEDULE	RPI	RPI	RPI	RPI
DIV. I ONLY	12- 3	32	7-3	330	81	140	140	14	14	
DIV. I NON-CONF.	9- 0	1	1- 0	344	79	101	101	15	15	

TOTALS	RPI 1-25	RPI 26-50	W-L RECORDS	RPI 51-100	RPI 101-150	RPI 150+				
12- 3	0- 0	0- 0	OVERALL	0- 0	1- 2	11- 1				
3- 2	0- 0	0- 0	HOME	0- 0	0- 1	3- 1				
8- 1	0- 0	0- 0	AWAY	0- 0	1- 1	7- 0				
1- 0	0- 0	0- 0	NEUTRAL	0- 0	0- 0	1- 0				
9- 0	0- 0	0- 0	NON-CONFERENCE	0- 0	1- 0	8- 0				
3- 0	0- 0	0- 0	HOME	0- 0	0- 0	3- 0				
5- 0	0- 0	0- 0	AWAY	0- 0	1- 0	4- 0				
1- 0	0- 0	0- 0	NEUTRAL	0- 0	0- 0	1- 0				
3- 3	0- 0	0- 0	CONFERENCE	0- 0	0- 2	3- 1				
0- 2	0- 0	0- 0	HOME	0- 0	0- 1	0- 1				
3- 1	0- 0	0- 0	AWAY	0- 0	0- 1	3- 0				
0- 0	0- 0	0- 0	NEUTRAL	0- 0	0- 0	0- 0				

RPI 1-25				RPI 26-50				RPI 51-100				RPI 101+				Team's RPI: 140
RPI	S	Opponent	Score	RPI	S	Opponent	Score	RPI	S	Opponent	Score	RPI	S	Opponent	Score	
												101	H	Little Rock	42	65
												109	A	Appalachian St.	63	71
												120	A	Alabama	72	67
												165	H	Arkansas St.	64	77
												177	A	Georgia St.	68	59
												178	N	New Mexico St.	68	67
												182	A	Southern U.	53	49
												205	A	Coastal Caro.	88	78
												211	H	Southern Miss.	77	68
												225	H	Alabama St.	77	65
												237	H	ETSU	81	74
												281	A	Ga. Southern	69	53
												301	A	Tennessee St.	78	56
												310	A	FIU	84	77
												328	A	Central Ark.	58	50

LAST 12 Division I GAMES:																
310	A	FIU	84	77	281	A	Ga. Southern	69	53	101	H	Little Rock	42	65		
178	N	New Mexico St.	68	67	177	A	Georgia St.	68	59	165	H	Arkansas St.	64	77		
225	H	Alabama St.	77	65	205	A	Coastal Caro.	88	78	211	H	Southern Miss.	77	68		
120	A	Alabama	72	67	109	A	Appalachian St.	63	71	225	H	Alabama St.	77	65		
301	A	Tennessee St.	78	56						237	H	ETSU	81	74		
237	H	ETSU	81	74												

Non-Div I Games: Faulkner 97 40 Spring Hill 75 57 South Alabama

Average RPI Win:	127	WON-LOST	WINNING	LAST 10	STRENGTH OF	OPP. STRENGTH	TEAM	ADJ.	CONF.	ADJ CONF.
Average RPI Loss:	17	RECORD	PCT. RANK	GAMES	SCHEDULE	OF SCHEDULE	RPI	RPI	RPI	RPI
DIV. I ONLY	13- 5	58	9-1	17	11	18	18	6	6	
DIV. I NON-CONF.	8- 4	91	0- 1	31	12	46	46	6	6	

TOTALS	RPI 1-25	RPI 26-50	W-L RECORDS	RPI 51-100	RPI 101-150	RPI 150+				
13- 5	0- 4	5- 1	OVERALL	1- 0	2- 0	5- 0				
8- 2	0- 2	2- 0	HOME	1- 0	2- 0	3- 0				
4- 1	0- 1	3- 0	AWAY	0- 0	0- 0	1- 0				
1- 2	0- 1	0- 1	NEUTRAL	0- 0	0- 0	1- 0				
8- 4	0- 3	2- 1	NON-CONFERENCE	1- 0	1- 0	4- 0				
5- 2	0- 2	1- 0	HOME	1- 0	1- 0	2- 0				
2- 0	0- 0	1- 0	AWAY	0- 0	0- 0	1- 0				
1- 2	0- 1	0- 1	NEUTRAL	0- 0	0- 0	1- 0				
5- 1	0- 1	3- 0	CONFERENCE	0- 0	1- 0	1- 0				
3- 0	0- 0	1- 0	HOME	0- 0	1- 0	1- 0				
2- 1	0- 1	2- 0	AWAY	0- 0	0- 0	0- 0				
0- 0	0- 0	0- 0	NEUTRAL	0- 0	0- 0	0- 0				

RPI	S	Opponent	Score	RPI	S	Opponent	Score	RPI	S	Opponent	Score	RPI	S	Opponent	Score
2	H	Baylor	69 94	31	A	Texas A&M	60 57	88	H	Dayton	65 55	109	H	Appalachian St.	80 50
9	A	Mississippi St.	74 89	33	A	Purdue	82 73					120	H	Alabama	62 59
11	N	Drake	85 90	34	H	Missouri	79 65					213	H	Florida	71 40
24	H	Maryland	61 85	37	H	Clemson	69 57					225	A	Alabama St.	94 38
				38	N	Oregon St.	68 70					231	H	Temple	88 60
				48	A	LSU	76 53					237	N	ETSU	101 55

LAST 12 Division I GAMES:															
		11 N Drake	85 90			38 N Oregon St.	68 70								
		31 A Texas A&M	60 57			34 H Missouri	79 65								
		247 H Furman	66 53			9 A Mississippi St.	74 89								
		231 H Temple	88 60			48 A LSU	76 53								
		33 A Purdue	82 73			213 H Florida	71 40								
		109 H Appalachian St.	80 50			120 H Alabama	62 59								

Non-Div I Games:

South Carolina

Average RPI Win: 298		WON-LOST RECORD		WINNING PCT. RANK		LAST 10 GAMES		STRENGTH OF SCHEDULE		OPP. STRENGTH OF SCHEDULE		TEAM RPI		ADJ. RPI		CONF. RPI		ADJ. CONF. RPI	
Loss: 214																			
DIV. I ONLY		7- 10		222		5-5		339		321		304		304		32		32	
DIV. I NON-CONF.		5- 7		206		1- 0		332		302		296		296		32		32	
TOTALS		RPI 1-25		RPI 26-50		W-L RECORDS		RPI 51-100		RPI 101-150		RPI 150+							
7- 10		0- 0		0- 0		OVERALL		0- 1		0- 2		7- 7							
4- 3		0- 0		0- 0		HOME		0- 0		0- 0		4- 3							
3- 5		0- 0		0- 0		AWAY		0- 1		0- 1		3- 3							
0- 2		0- 0		0- 0		NEUTRAL		0- 0		0- 1		0- 1							
5- 7		0- 0		0- 0		NON-CONFERENCE		0- 1		0- 2		5- 4							
3- 1		0- 0		0- 0		HOME		0- 0		0- 0		3- 1							
2- 4		0- 0		0- 0		AWAY		0- 1		0- 1		2- 2							
0- 2		0- 0		0- 0		NEUTRAL		0- 0		0- 1		0- 1							
2- 3		0- 0		0- 0		CONFERENCE		0- 0		0- 0		2- 3							
1- 2		0- 0		0- 0		HOME		0- 0		0- 0		1- 2							
1- 1		0- 0		0- 0		AWAY		0- 0		0- 0		1- 1							
0- 0		0- 0		0- 0		NEUTRAL		0- 0		0- 0		0- 0							

RPI 1-25				RPI 26-50				RPI 51-100				RPI 101+				Team's RPI: 304	
RPI	S	Opponent	Score	RPI	S	Opponent	Score	RPI	S	Opponent	Score	RPI	S	Opponent	Score		
								57	A	Ari zona	32	73	115	N	Wake Forest	44	58
												138	A	Radford	31	61	
												205	A	Coastal Caro.	44	57	
												221	H	Howard	72	63	
												222	N	East Carolina	63	71	
												229	H	UNLV	58	49	
												254	H	Norfolk St.	50	57	
												267	H	Winthrop	50	58	
												268	H	N.C. A&T	44	58	
												294	A	Col. of Charleston	51	75	
												305	A	Coppin St.	75	59	
												318	A	Morgan St.	51	62	
												326	A	Western Caro.	54	39	
												330	A	Presbyteri an	57	48	
												333	H	Charleston So.	67	58	
												340	H	USC Upstate	71	66	
LAST 12 Division I GAMES:																	
229	H	UNLV	58	49	254	H	Norfolk St.	50	57								
222	N	East Carolina	63	71	221	H	Howard	72	63								
115	N	Wake Forest	44	58	305	A	Coppin St.	75	59								
267	H	Winthrop	50	58	318	A	Morgan St.	51	62								
340	H	USC Upstate	71	66	268	H	N.C. A&T	44	58								
57	A	Ari zona	32	73	326	A	Western Caro.	54	39								

Non-Div I Games:	Voorhees	88	61	UNKNOWN	67	51
------------------	----------	----	----	---------	----	----

South Carolina St.

■ Loss, ■ Non-Conf, S Site, H Home A Away N Neutral

Average RPI Win:	162	WON-LOST	WINNING	LAST 10	STRENGTH OF	OPP. STRENGTH	TEAM	ADJ.	CONF.	ADJ CONF.
Average RPI Loss:	63	RECORD	PCT. RANK	GAMES	SCHEDULE	OF SCHEDULE	RPI	RPI	RPI	RPI
DIV. I ONLY	15- 3	23	8-2	118	70	27	27	18	18	
DIV. I NON-CONF.	10- 2	37	0- 0	54	11	13	13	16	16	

TOTALS	RPI 1-25	RPI 26-50	W-L RECORDS	RPI 51-100	RPI 101-150	RPI 150+				
15- 3	1- 1	2- 1	OVERALL	3- 0	2- 1	7- 0				
5- 0	1- 0	1- 0	HOME	1- 0	0- 0	2- 0				
7- 2	0- 1	1- 0	AWAY	2- 0	1- 1	3- 0				
3- 1	0- 0	0- 1	NEUTRAL	0- 0	1- 0	2- 0				
10- 2	1- 1	1- 1	NON-CONFERENCE	3- 0	2- 0	3- 0				
3- 0	1- 0	0- 0	HOME	1- 0	0- 0	1- 0				
4- 1	0- 1	1- 0	AWAY	2- 0	1- 0	0- 0				
3- 1	0- 0	0- 1	NEUTRAL	0- 0	1- 0	2- 0				
5- 1	0- 0	1- 0	CONFERENCE	0- 0	0- 1	4- 0				
2- 0	0- 0	1- 0	HOME	0- 0	0- 0	1- 0				
3- 1	0- 0	0- 0	AWAY	0- 0	0- 1	3- 0				
0- 0	0- 0	0- 0	NEUTRAL	0- 0	0- 0	0- 0				

RPI 1-25				RPI 26-50				Team's RPI: 27				RPI 51-100				RPI 101+			
RPI	S	Opponent	Score	RPI	S	Opponent	Score	RPI	S	Opponent	Score	RPI	S	Opponent	Score	RPI	S	Opponent	Score
11	A	Drake	64 76	26	H	South Dakota St.	105 98	53	H	Green Bay	55 49	132	N	Loyol a Marymount	67 40				
13	H	Iowa St.	64 59	29	N	Indiana	60 68	67	A	Creighton	77 65	145	A	Montana	64 41				
				34	A	Missouri	74 61	96	A	Missouri St.	85 74	149	A	Denver	99 104				
												160	N	Grambling	67 53				
												169	A	Oral Roberts	76 72				
												269	N	Wichi ta St.	73 64				
												299	A	Omaha	80 49				
												311	A	North Dakota St.	67 41				
												316	H	Incarnate Word	96 43				
												338	H	Purdue Fort Wayne	69 51				
LAST 12 Division I GAMES:																			
299	A	Omaha	80 49	169	A	Oral Roberts	76 72												
132	N	Loyol a Marymount	67 40	338	H	Purdue Fort Wayne	69 51												
160	N	Grambling	67 53	26	H	South Dakota St.	105 98												
34	A	Missouri	74 61	149	A	Denver	99 104												
96	A	Missouri St.	85 74	311	A	North Dakota St.	67 41												
53	H	Green Bay	55 49	29	N	Indiana	60 68												

Non-Div I Games: Bellevue 79 40 St. Mary (NE) 112 52

South Dakota

Loss,
Non-Conf,
S Site,
H Home
A Away
N Neutral

Average RPI	Win: 151	WON-LOST	WINNING	LAST 10	STRENGTH OF	OPP. STRENGTH	TEAM	ADJ.	CONF.	ADJ CONF.
Average RPI	Loss: 27	RECORD	PCT. RANK	GAMES	SCHEDULE	OF SCHEDULE	RPI	RPI	RPI	RPI
DIV. I ONLY	13- 6	79	7-3	32	39	26	26	18	18	
DIV. I NON-CONF.	8- 5	120	0- 0	10	5	17	17	16	16	

TOTALS	RPI 1-25	RPI 26-50	W-L RECORDS	RPI 51-100	RPI 101-150	RPI 150+				
13- 6	2- 3	0- 2	OVERALL	3- 1	2- 0	6- 0				
7- 1	1- 1	0- 0	HOME	3- 0	1- 0	2- 0				
6- 3	1- 1	0- 1	AWAY	0- 1	1- 0	4- 0				
0- 2	0- 1	0- 1	NEUTRAL	0- 0	0- 0	0- 0				
8- 5	2- 3	0- 1	NON-CONFERENCE	3- 1	1- 0	2- 0				
5- 1	1- 1	0- 0	HOME	3- 0	0- 0	1- 0				
3- 2	1- 1	0- 0	AWAY	0- 1	1- 0	1- 0				
0- 2	0- 1	0- 1	NEUTRAL	0- 0	0- 0	0- 0				
5- 1	0- 0	0- 1	CONFERENCE	0- 0	1- 0	4- 0				
2- 0	0- 0	0- 0	HOME	0- 0	1- 0	1- 0				
3- 1	0- 0	0- 1	AWAY	0- 0	0- 0	3- 0				
0- 0	0- 0	0- 0	NEUTRAL	0- 0	0- 0	0- 0				

RPI 1-25				RPI 26-50				RPI 51-100				RPI 101+			
RPI	S	Opponent	Score	RPI	S	Opponent	Score	RPI	S	Opponent	Score	RPI	S	Opponent	Score
2	N	Baylor	66 72	27	A	South Dakota	98 105	53	H	Green Bay	77 47	129	A	Chattanooga	71 54
3	H	Oregon	79 87	36	N	Buffalo	55 61	67	H	Creighton	74 48	149	H	Denver	76 59
11	H	Drake	80 71					78	A	Wyoming	70 77	153	A	Montana St.	88 67
15	A	Marquette	52 91					82	H	FGCU	80 62	169	H	Oral Roberts	68 55
19	A	Central Mich.	80 71									217	A	North Dakota	66 48
												238	A	Western Ill.	93 84
												338	A	Purdue Fort Wayne	85 52
												339	H	Savannah St.	97 49

LAST 12 Division I GAMES:															
217	A	North Dakota	66 48	169	H	Oral Roberts	68 55								
153	A	Montana St.	88 67	149	H	Denver	76 59								
339	H	Savannah St.	97 49	27	A	South Dakota	98 105								
3	H	Oregon	79 87	338	A	Purdue Fort Wayne	85 52								
11	H	Drake	80 71	238	A	Western Ill.	93 84								
129	A	Chattanooga	71 54	78	A	Wyoming	70 77								

Non-Div I Games:

South Dakota St.

Average RPI	Win: 192	WON-LOST	WINNING	LAST 10	STRENGTH OF	OPP. STRENGTH	TEAM	ADJ.	CONF.	ADJ CONF.
Average RPI	Loss: 44	RECORD	PCT. RANK	GAMES	SCHEDULE	OF SCHEDULE	RPI	RPI	RPI	RPI
DIV. I ONLY	11- 7	112	5-5	146	23	122	122	9	9	
DIV. I NON-CONF.	9- 5	105	0- 0	250	14	152	152	9	9	

TOTALS	RPI 1-25	RPI 26-50	W-L RECORDS	RPI 51-100	RPI 101-150	RPI 150+				
11- 7	0- 3	0- 2	OVERALL	3- 2	1- 0	7- 0				
8- 1	0- 1	0- 0	HOME	1- 0	1- 0	6- 0				
2- 2	0- 1	0- 1	AWAY	1- 0	0- 0	1- 0				
1- 4	0- 1	0- 1	NEUTRAL	1- 2	0- 0	0- 0				
9- 5	0- 1	0- 2	NON-CONFERENCE	2- 2	1- 0	6- 0				
7- 0	0- 0	0- 0	HOME	0- 0	1- 0	6- 0				
1- 1	0- 0	0- 1	AWAY	1- 0	0- 0	0- 0				
1- 4	0- 1	0- 1	NEUTRAL	1- 2	0- 0	0- 0				
2- 2	0- 2	0- 0	CONFERENCE	1- 0	0- 0	1- 0				
1- 1	0- 1	0- 0	HOME	1- 0	0- 0	0- 0				
1- 1	0- 1	0- 0	AWAY	0- 0	0- 0	1- 0				
0- 0	0- 0	0- 0	NEUTRAL	0- 0	0- 0	0- 0				

RPI 1-25				RPI 26-50				RPI 51-100				RPI 101+ Team's RPI: 122			
RPI	S	Opponent	Score	RPI	S	Opponent	Score	RPI	S	Opponent	Score	RPI	S	Opponent	Score
7	A	UConn	46 63	44	N	North Carolina	69 71	56	N	UCLA	60 56	137	H	Oklahoma	87 70
17	H	UCF	49 62	48	A	LSU	49 78	67	N	Creighton	76 83	160	H	Grambling	67 50
25	N	Kentucky	63 85					85	H	Tulane	73 46	197	H	George Washington	63 30
								98	N	Virginia	67 74	231	A	Temple	63 53
								100	A	Ohio St.	71 47	274	H	Vermont	102 55
												277	H	Bethune-Cookman	88 39
												284	H	Albany (NY)	74 37
												308	H	New Hampshire	79 36

LAST 12 Division I GAMES:															
85	H	Tulane	73 46	7	A	UConn	46 63	17	H	UCF	49 62	231	A	Temple	63 53
274	H	Vermont	102 55	48	A	LSU	49 78	98	N	Virginia	67 74	274	H	Vermont	102 55
160	H	Grambling	67 50	56	N	UCLA	60 56	67	N	Creighton	76 83	277	H	Bethune-Cookman	88 39
197	H	George Washington	63 30									284	H	Albany (NY)	74 37
308	H	New Hampshire	79 36									308	H	New Hampshire	79 36
56	N	UCLA	60 56												

Non-Div I Games:

South Fla.

Average RPI Win: 289		WON-LOST RECORD		WINNING PCT. RANK		LAST 10 GAMES		STRENGTH OF SCHEDULE		OPP. STRENGTH OF SCHEDULE		TEAM RPI		ADJ. RPI		CONF. RPI		ADJ CONF. RPI	
Loss: 168																			
DIV. I ONLY		6- 9		228		6-4		222		324		220		220		22		22	
DIV. I NON-CONF.		3- 6		241		0- 0		152		310		210		210		20		20	
TOTALS		RPI 1-25		RPI 26-50		W-L RECORDS		RPI 51-100		RPI 101-150		RPI 150+							
6- 9		0- 1		0- 0		OVERALL		0- 0		0- 1		6- 7							
2- 3		0- 0		0- 0		HOME		0- 0		0- 1		2- 2							
4- 5		0- 1		0- 0		AWAY		0- 0		0- 0		4- 4							
0- 1		0- 0		0- 0		NEUTRAL		0- 0		0- 0		0- 1							
3- 6		0- 1		0- 0		NON-CONFERENCE		0- 0		0- 0		3- 5							
1- 1		0- 0		0- 0		HOME		0- 0		0- 0		1- 1							
2- 4		0- 1		0- 0		AWAY		0- 0		0- 0		2- 3							
0- 1		0- 0		0- 0		NEUTRAL		0- 0		0- 0		0- 1							
3- 3		0- 0		0- 0		CONFERENCE		0- 0		0- 1		3- 2							
1- 2		0- 0		0- 0		HOME		0- 0		0- 1		1- 1							
2- 1		0- 0		0- 0		AWAY		0- 0		0- 0		2- 1							
0- 0		0- 0		0- 0		NEUTRAL		0- 0		0- 0		0- 0							

[illegible]

Non-Div I Games:	Ill.-Springfield	82	46	Harri s-Stowe	80	65
------------------	------------------	----	----	---------------	----	----

Southeast Mo. St.

■ Loss, ■ Non-Conf, S Site, H Home A Away N Neutral

Average RPI Win:	288	WON-LOST	WINNING	LAST 10	STRENGTH OF	OPP. STRENGTH	TEAM	ADJ.	CONF.	ADJ CONF.
Average RPI Loss:	158	RECORD	PCT. RANK	GAMES	SCHEDULE	OF SCHEDULE	RPI	RPI	RPI	RPI
DIV. I ONLY	6- 8	216	3-7	283	283	236	236	26	26	
DIV. I NON-CONF.	4- 5	190	0- 0	308	288	234	234	22	22	

TOTALS	RPI 1-25	RPI 26-50	W-L RECORDS	RPI 51-100	RPI 101-150	RPI 150+				
6- 8	0- 0	0- 1	OVERALL	0- 2	0- 2	6- 3				
3- 2	0- 0	0- 0	HOME	0- 1	0- 0	3- 1				
3- 6	0- 0	0- 1	AWAY	0- 1	0- 2	3- 2				
0- 0	0- 0	0- 0	NEUTRAL	0- 0	0- 0	0- 0				
4- 5	0- 0	0- 1	NON-CONFERENCE	0- 0	0- 2	4- 2				
1- 1	0- 0	0- 0	HOME	0- 0	0- 0	1- 1				
3- 4	0- 0	0- 1	AWAY	0- 0	0- 2	3- 1				
0- 0	0- 0	0- 0	NEUTRAL	0- 0	0- 0	0- 0				
2- 3	0- 0	0- 0	CONFERENCE	0- 2	0- 0	2- 1				
2- 1	0- 0	0- 0	HOME	0- 1	0- 0	2- 0				
0- 2	0- 0	0- 0	AWAY	0- 1	0- 0	0- 1				
0- 0	0- 0	0- 0	NEUTRAL	0- 0	0- 0	0- 0				

RPI 1-25				RPI 26-50				RPI 51-100				RPI 101+				Team's RPI: 236
RPI	S	Opponent	Score	RPI	S	Opponent	Score	RPI	S	Opponent	Score	RPI	S	Opponent	Score	
				48	A	LSU	52 72	60	A	Lamar University	54 94	120	A	Alabama	40 88	
								86	H	SFA	51 62	134	A	Louisiana Tech	53 72	
												167	H	Abilene Christian	74 71	
												211	H	Southern Miss.	52 59	
												224	A	SMU	63 62	
												283	A	Alabama A&M	48 51	
												319	A	McNeese	56 62	
												322	H	La.-Monroe	49 42	
												328	H	Central Ark.	62 53	
												334	A	Jackson St.	50 45	
												350	A	Alcorn	77 59	
LAST 12 Division I GAMES:																
				319	A	McNeese	56 62	60	A	Lamar University	54 94					
				322	H	La.-Monroe	49 42	167	H	Abilene Christian	74 71					
				283	A	Alabama A&M	48 51	328	H	Central Ark.	62 53					
				134	A	Louisiana Tech	53 72	86	H	SFA	51 62					
				334	A	Jackson St.	50 45	48	A	LSU	52 72					
				224	A	SMU	63 62	211	H	Southern Miss.	52 59					

Non-Div I Games: Mobile 70 57 Xavier (LA) 47 59

Southeastern La.

Average RPI	Win:	184	WON-LOST	WINNING	LAST 10	STRENGTH OF	OPP. STRENGTH	TEAM	ADJ.	CONF.	ADJ CONF.
Average RPI	Loss:	27	RECORD	PCT. RANK	GAMES	SCHEDULE	OF SCHEDULE	RPI	RPI	RPI	RPI
DIV. I ONLY		11- 6		90	4-6	55	50	49	49	2	2
DIV. I NON-CONF.		10- 1		19	0- 0	172	187	32	32	2	2

TOTALS	RPI 1-25		RPI 26-50		W-L RECORDS	RPI 51-100		RPI 101-150		RPI 150+	
11- 6	0- 2		0- 3		OVERALL	1- 1		2- 0		8- 0	
5- 3	0- 1		0- 1		HOME	0- 1		1- 0		4- 0	
5- 3	0- 1		0- 2		AWAY	1- 0		1- 0		3- 0	
1- 0	0- 0		0- 0		NEUTRAL	0- 0		0- 0		1- 0	
10- 1	0- 0		0- 1		NON-CONFERENCE	0- 0		2- 0		8- 0	
5- 0	0- 0		0- 0		HOME	0- 0		1- 0		4- 0	
4- 1	0- 0		0- 1		AWAY	0- 0		1- 0		3- 0	
1- 0	0- 0		0- 0		NEUTRAL	0- 0		0- 0		1- 0	
1- 5	0- 2		0- 2		CONFERENCE	1- 1		0- 0		0- 0	
0- 3	0- 1		0- 1		HOME	0- 1		0- 0		0- 0	
1- 2	0- 1		0- 1		AWAY	1- 0		0- 0		0- 0	
0- 0	0- 0		0- 0		NEUTRAL	0- 0		0- 0		0- 0	

RPI	S	Opponent	Score	RPI	S	Opponent	Score	Team's RPI: 49	RPI	S	Opponent	Score	RPI	S	Opponent	Score
3	H	Oregon	53 93	30	A	Cal i forni a	59 66		56	A	UCLA	72 67	124	A	UT Ar l ington	73 61
4	A	Stanford	64 72	31	A	Texas A&M	51 71		56	H	UCLA	65 72	131	H	Fresno St.	62 61
				38	H	Oregon St.	52 76						151	N	Utah St.	55 46
													154	H	CSUN	58 42
													174	H	Santa Clara	77 46
													186	H	UC Ri versi de	73 55
													229	A	UNLV	86 72
													258	A	Long Beach St.	86 50
													261	A	Nevada	72 51
													298	H	UC Santa Barbara	82 39
LAST 12 Di vi si on I GAMES:																
56	A	UCLA	72 67	38	H	Oregon St.	52 76		3	H	Oregon	53 93				
31	A	Texas A&M	51 71	30	A	Cal i forni a	59 66		4	A	Stanford	64 72				
154	H	CSUN	58 42	56	H	UCLA	65 72		124	A	UT Ar l ington	73 61				
229	A	UNLV	86 72													
131	H	Fresno St.	62 61													
261	A	Nevada	72 51													

Non-Di v I Games:

Southern Cal i forni a

Average RPI Win:	210	WON-LOST	WINNING	LAST 10	STRENGTH OF	OPP. STRENGTH	TEAM	ADJ.	CONF.	ADJ CONF.
Average RPI Loss:	136	RECORD	PCT. RANK	GAMES	SCHEDULE	OF SCHEDULE	RPI	RPI	RPI	RPI
DIV. I ONLY	8- 8	165	5-5	143	215	168	168	12	12	
DIV. I NON-CONF.	7- 4	109	0- 0	120	180	86	86	14	14	
<hr/>										
TOTALS	RPI 1-25	RPI 26-50	W-L RECORDS	RPI 51-100	RPI 101-150	RPI 150+				
8- 8	0- 1	0- 0	OVERALL	2- 1	0- 2	6- 4				
6- 1	0- 0	0- 0	HOME	1- 0	0- 0	5- 1				
1- 6	0- 0	0- 0	AWAY	0- 1	0- 2	1- 3				
1- 1	0- 1	0- 0	NEUTRAL	1- 0	0- 0	0- 0				
7- 4	0- 1	0- 0	NON-CONFERENCE	2- 0	0- 2	5- 1				
5- 0	0- 0	0- 0	HOME	1- 0	0- 0	4- 0				
1- 3	0- 0	0- 0	AWAY	0- 0	0- 2	1- 1				
1- 1	0- 1	0- 0	NEUTRAL	1- 0	0- 0	0- 0				
1- 4	0- 0	0- 0	CONFERENCE	0- 1	0- 0	1- 3				
1- 1	0- 0	0- 0	HOME	0- 0	0- 0	1- 1				
0- 3	0- 0	0- 0	AWAY	0- 1	0- 0	0- 2				
0- 0	0- 0	0- 0	NEUTRAL	0- 0	0- 0	0- 0				

RPI	S	Opponent	Score	RPI	S	Opponent	Score	RPI	S	Opponent	Score	RPI	S	Opponent	Score	Team's RPI: 168
14	N	Arizona St.	38 82					93	N	Hartford	72 50	110	A	Western Ky.	76 83	
								95	H	Northern Ill.	82 73	143	A	UT Martin	94 95	
								96	A	Missouri St.	51 66	152	H	IUPUI	78 73	
												159	H	Indiana St.	58 61	
												173	A	Bradley	53 58	
												183	A	Illinois St.	52 60	
												208	A	Saint Louis	58 62	
												220	H	Southeast Mo. St.	60 40	
												240	H	Marshall	58 49	
												250	H	Eastern Ill.	73 59	
												285	A	Murray St.	65 59	
												344	H	Evansville	67 47	
<hr/>																
LAST 12 Division I GAMES:																
173	A	Bradley	53 58	183	A	Illinois St.	52 60									
250	H	Eastern Ill.	73 59	96	A	Missouri St.	51 66									
95	H	Northern Ill.	82 73	159	H	Indiana St.	58 61									
208	A	Saint Louis	58 62	344	H	Evansville	67 47									
14	N	Arizona St.	38 82	152	H	IUPUI	78 73									
93	N	Hartford	72 50	285	A	Murray St.	65 59									

Non-Div I Games:

Southern Ill.

Average RPI Win:	252	WON-LOST	WINNING	LAST 10	STRENGTH OF	OPP. STRENGTH	TEAM	ADJ.	CONF.	ADJ CONF.
Average RPI Loss:	114	RECORD	PCT. RANK	GAMES	SCHEDULE	OF SCHEDULE	RPI	RPI	RPI	RPI
DIV. I ONLY	7- 10	222	3-7	92	302	211	211	16	16	
DIV. I NON-CONF.	6- 5	143	0- 0	251	304	236	236	19	19	

TOTALS	RPI 1-25	RPI 26-50	W-L RECORDS	RPI 51-100	RPI 101-150	RPI 150+				
7- 10	0- 1	0- 0	OVERALL	0- 3	0- 3	7- 3				
6- 6	0- 1	0- 0	HOME	0- 1	0- 2	6- 2				
1- 4	0- 0	0- 0	AWAY	0- 2	0- 1	1- 1				
0- 0	0- 0	0- 0	NEUTRAL	0- 0	0- 0	0- 0				
6- 5	0- 1	0- 0	NON-CONFERENCE	0- 1	0- 2	6- 1				
5- 3	0- 1	0- 0	HOME	0- 0	0- 1	5- 1				
1- 2	0- 0	0- 0	AWAY	0- 1	0- 1	1- 0				
0- 0	0- 0	0- 0	NEUTRAL	0- 0	0- 0	0- 0				
1- 5	0- 0	0- 0	CONFERENCE	0- 2	0- 1	1- 2				
1- 3	0- 0	0- 0	HOME	0- 1	0- 1	1- 1				
0- 2	0- 0	0- 0	AWAY	0- 1	0- 0	0- 1				
0- 0	0- 0	0- 0	NEUTRAL	0- 0	0- 0	0- 0				

RPI 1-25				RPI 26-50				RPI 51-100				RPI 101+				Team's RPI: 211
RPI	S	Opponent	Score	RPI	S	Opponent	Score	RPI	S	Opponent	Score	RPI	S	Opponent	Score	
9	H	Mississippi St.	42 86					55	H	Old Dominion	50 53	102	H	Rice	47 58	
								70	A	Middle Tenn.	49 66	116	H	Houston	44 61	
								85	A	Tulane	54 71	140	A	South Alabama	68 77	
												155	A	UAB	60 71	
												160	H	Grambling	68 47	
												170	H	Charlotte	65 54	
												190	H	North Texas	48 62	
												215	H	Sam Houston St.	61 65	
												228	H	Samford	76 40	
												236	A	Southeastern La.	59 52	
												300	H	Mississippi Val.	67 60	
												323	H	Northwestern St.	69 54	
												350	H	Alcorn	66 47	

LAST 12 Division I GAMES:																
				55	H	Old Dominion	50 53	170	H	Charlotte	65 54					
				236	A	Southeastern La.	59 52	155	A	UAB	60 71					
				9	H	Mississippi St.	42 86	70	A	Middle Tenn.	49 66					
				350	H	Alcorn	66 47	190	H	North Texas	48 62					
				85	A	Tulane	54 71	102	H	Rice	47 58					
				323	H	Northwestern St.	69 54	116	H	Houston	44 61					

Non-Div I Games: William Carey 74 48 Blue Mountain (MS) 84 38

Southern Miss.

Average RPI	Win: 276	WON-LOST	WINNING	LAST 10	STRENGTH OF	OPP. STRENGTH	TEAM	ADJ.	CONF.	ADJ CONF.
Average RPI	Loss: 83	RECORD	PCT. RANK	GAMES	SCHEDULE	OF SCHEDULE	RPI	RPI	RPI	RPI
DIV. I ONLY	5- 8	241	6-4	139	127	182	182	30	30	
DIV. I NON-CONF.	0- 7	336	0- 0	2	13	168	168	26	26	

TOTALS	RPI 1-25	RPI 26-50	W-L RECORDS	RPI 51-100	RPI 101-150	RPI 150+				
5- 8	0- 3	0- 0	OVERALL	0- 2	0- 1	5- 2				
3- 2	0- 0	0- 0	HOME	0- 0	0- 1	3- 1				
2- 6	0- 3	0- 0	AWAY	0- 2	0- 0	2- 1				
0- 0	0- 0	0- 0	NEUTRAL	0- 0	0- 0	0- 0				
0- 7	0- 3	0- 0	NON-CONFERENCE	0- 2	0- 1	0- 1				
0- 1	0- 0	0- 0	HOME	0- 0	0- 1	0- 0				
0- 6	0- 3	0- 0	AWAY	0- 2	0- 0	0- 1				
0- 0	0- 0	0- 0	NEUTRAL	0- 0	0- 0	0- 0				
5- 1	0- 0	0- 0	CONFERENCE	0- 0	0- 0	5- 1				
3- 1	0- 0	0- 0	HOME	0- 0	0- 0	3- 1				
2- 0	0- 0	0- 0	AWAY	0- 0	0- 0	2- 0				
0- 0	0- 0	0- 0	NEUTRAL	0- 0	0- 0	0- 0				

RPI 1-25				RPI 26-50				RPI 51-100				RPI 101+ Team's RPI: 182			
RPI	S	Opponent	Score	RPI	S	Opponent	Score	RPI	S	Opponent	Score	RPI	S	Opponent	Score
2	A	Baylor	49 94					61	A	TCU	40 69	140	H	South Alabama	49 53
14	A	Arizona St.	47 69					63	A	Michigan	35 76	157	A	Texas Tech	58 76
25	A	Kentucky	41 91									160	A	Grambling	86 81
												204	H	Prairie View	54 55
												246	H	Texas Southern	63 61
												300	H	Mississippi Val.	74 67
												334	A	Jackson St.	76 74
												342	H	Ark.-Pine Bluff	73 41

LAST 12 Division I GAMES:															
300	H	Mississippi Val.	74 67	342	H	Ark.-Pine Bluff	73 41								
157	A	Texas Tech	58 76	334	A	Jackson St.	76 74								
61	A	TCU	40 69	160	A	Grambling	86 81								
14	A	Arizona St.	47 69	246	H	Texas Southern	63 61								
140	H	South Alabama	49 53	204	H	Prairie View	54 55								
2	A	Baylor	49 94	63	A	Michigan	35 76								

Non-Div I Games: Dillard 61 63 Wiley 89 58 Louisiana Col. 77 53 Millsaps 71 36 Southern U.

Average RPI Win:	207	WON-LOST	WINNING	LAST 10	STRENGTH OF	OPP. STRENGTH	TEAM	ADJ.	CONF.	ADJ CONF.
Average RPI Loss:	147	RECORD	PCT. RANK	GAMES	SCHEDULE	OF SCHEDULE	RPI	RPI	RPI	RPI
DIV. I ONLY	5- 11	259	3-7	109	241	210	210	15	15	
DIV. I NON-CONF.	3- 6	241	0- 1	47	245	194	194	12	12	

TOTALS	RPI 1-25	RPI 26-50	W-L RECORDS	RPI 51-100	RPI 101-150	RPI 150+				
5- 11	1- 0	0- 0	OVERALL	0- 1	0- 6	4- 4				
4- 2	1- 0	0- 0	HOME	0- 0	0- 2	3- 0				
1- 9	0- 0	0- 0	AWAY	0- 1	0- 4	1- 4				
0- 0	0- 0	0- 0	NEUTRAL	0- 0	0- 0	0- 0				
3- 6	1- 0	0- 0	NON-CONFERENCE	0- 1	0- 3	2- 2				
3- 1	1- 0	0- 0	HOME	0- 0	0- 1	2- 0				
0- 5	0- 0	0- 0	AWAY	0- 1	0- 2	0- 2				
0- 0	0- 0	0- 0	NEUTRAL	0- 0	0- 0	0- 0				
2- 5	0- 0	0- 0	CONFERENCE	0- 0	0- 3	2- 2				
1- 1	0- 0	0- 0	HOME	0- 0	0- 1	1- 0				
1- 4	0- 0	0- 0	AWAY	0- 0	0- 2	1- 2				
0- 0	0- 0	0- 0	NEUTRAL	0- 0	0- 0	0- 0				

RPI 1-25				RPI 26-50				RPI 51-100				RPI 101+				Team's RPI: 210
RPI	S	Opponent	Score	RPI	S	Opponent	Score	RPI	S	Opponent	Score	RPI	S	Opponent	Score	
20	H	BYU	67 64					62	A	Boise St.	53 88	104	A	UC Davis	45 68	
												118	H	Idaho St.	57 69	
												142	A	Portland St.	49 63	
												145	A	Montana	57 79	
												146	A	UC Irvine	58 75	
												149	H	Denver	70 71	
												153	A	Montana St.	64 69	
												169	A	Oral Roberts	59 64	
												186	A	UC Riverside	50 56	
												218	H	Utah Valley	60 59	
												241	H	San Diego	69 59	
												243	A	Sacramento St.	76 77	
												255	A	Northern Ariz.	82 76	
												302	H	Weber St.	84 79	

LAST 12 Division I GAMES:																
186	A	UC Riverside	50 56	243	A	Sacramento St.	76 77									
153	A	Montana St.	64 69	142	A	Portland St.	49 63									
62	A	Boise St.	53 88	255	A	Northern Ariz.	82 76									
149	H	Denver	70 71	302	H	Weber St.	84 79									
218	H	Utah Valley	60 59	118	H	Idaho St.	57 69									
169	A	Oral Roberts	59 64	145	A	Montana	57 79									

Non-Div I Games:

Southern Utah

Average RPI Win:	248	WON-LOST	WINNING	LAST 10	STRENGTH OF	OPP. STRENGTH	TEAM	ADJ.	CONF.	ADJ CONF.
Average RPI Loss:	139	RECORD	PCT. RANK	GAMES	SCHEDULE	OF SCHEDULE	RPI	RPI	RPI	RPI
DIV. I ONLY	4- 14	301	2-8	100	222	238	238	17	17	
DIV. I NON-CONF.	3- 10	278	0- 0	68	234	221	221	17	17	

TOTALS	RPI 1-25	RPI 26-50	W-L RECORDS	RPI 51-100	RPI 101-150	RPI 150+				
4- 14	0- 0	0- 2	OVERALL	0- 3	0- 4	4- 5				
2- 6	0- 0	0- 0	HOME	0- 3	0- 1	2- 2				
2- 7	0- 0	0- 1	AWAY	0- 0	0- 3	2- 3				
0- 1	0- 0	0- 1	NEUTRAL	0- 0	0- 0	0- 0				
3- 10	0- 0	0- 2	NON-CONFERENCE	0- 2	0- 3	3- 3				
2- 3	0- 0	0- 0	HOME	0- 2	0- 0	2- 1				
1- 6	0- 0	0- 1	AWAY	0- 0	0- 3	1- 2				
0- 1	0- 0	0- 1	NEUTRAL	0- 0	0- 0	0- 0				
1- 4	0- 0	0- 0	CONFERENCE	0- 1	0- 1	1- 2				
0- 3	0- 0	0- 0	HOME	0- 1	0- 1	0- 1				
1- 1	0- 0	0- 0	AWAY	0- 0	0- 0	1- 1				
0- 0	0- 0	0- 0	NEUTRAL	0- 0	0- 0	0- 0				

RPI	S	Opponent	Score	RPI	S	Opponent	Score	RPI	S	Opponent	Score	RPI	S	Opponent	Score	Team's RPI: 238
36	A	Buffalo	43 90	52	H	Bucknell	46 77	114	A	Penn St.	65 80					
39	N	Ohio	53 70	76	H	Kent St.	64 76	119	A	Georgia	40 67					
				88	H	Dayton	49 62	147	H	Duquesne	54 60					
								149	A	Denver	62 76					
								179	A	Akron	58 67					
								198	A	George Mason	68 57					
								200	A	Cornell	44 58					
								208	H	Saint Louis	45 62					
								241	A	Niagara	76 48					
								259	H	Hofstra	59 67					
								260	H	Siena	74 58					
								278	A	Saint Joseph's	41 66					
								293	H	Cani si us	100 94					
LAST 12 Division I GAMES:																
208	H	Saint Louis	45 62	88	H	Dayton	49 62									
76	H	Kent St.	64 76	278	A	Saint Joseph's	41 66									
114	A	Penn St.	65 80	198	A	George Mason	68 57									
260	H	Siena	74 58	147	H	Duquesne	54 60									
179	A	Akron	58 67	200	A	Cornell	44 58									
52	H	Bucknell	46 77	36	A	Buffalo	43 90									

Non-Div I Games:

St. Bonaventure

Average RPI Win:	295	WON-LOST	WINNING	LAST 10	STRENGTH OF	OPP. STRENGTH	TEAM	ADJ.	CONF.	ADJ CONF.
Average RPI Loss:	204	RECORD	PCT. RANK	GAMES	SCHEDULE	OF SCHEDULE	RPI	RPI	RPI	RPI
DIV. I ONLY	9- 8	150	5-5	337	334	276	276	31	31	
DIV. I NON-CONF.	5- 6	177	0- 0	322	319	276	276	31	31	

TOTALS	RPI 1-25	RPI 26-50	W-L RECORDS	RPI 51-100	RPI 101-150	RPI 150+				
9- 8	0- 0	0- 0	OVERALL	0- 2	0- 1	9- 5				
4- 4	0- 0	0- 0	HOME	0- 1	0- 0	4- 3				
4- 3	0- 0	0- 0	AWAY	0- 1	0- 1	4- 1				
1- 1	0- 0	0- 0	NEUTRAL	0- 0	0- 0	1- 1				
5- 6	0- 0	0- 0	NON-CONFERENCE	0- 2	0- 1	5- 3				
2- 2	0- 0	0- 0	HOME	0- 1	0- 0	2- 1				
2- 3	0- 0	0- 0	AWAY	0- 1	0- 1	2- 1				
1- 1	0- 0	0- 0	NEUTRAL	0- 0	0- 0	1- 1				
4- 2	0- 0	0- 0	CONFERENCE	0- 0	0- 0	4- 2				
2- 2	0- 0	0- 0	HOME	0- 0	0- 0	2- 2				
2- 0	0- 0	0- 0	AWAY	0- 0	0- 0	2- 0				
0- 0	0- 0	0- 0	NEUTRAL	0- 0	0- 0	0- 0				

RPI 1-25				RPI 26-50				RPI 51-100				RPI 101+				Team's RPI: 276	
RPI	S	Opponent	Score	RPI	S	Opponent	Score	RPI	S	Opponent	Score	RPI	S	Opponent	Score		
								73	A	Seton Hall	77	100	144	A	Stony Brook	67	74
								89	H	Princeton	64	83	164	A	Morehead St.	101	94
												209	H	Sacred Heart	66	68	
												235	H	Robert Morris	56	75	
												253	H	Saint Francis (PA)	78	65	
												280	A	Bryant	60	55	
												284	H	Albany (NY)	60	67	
												287	A	Army West Point	57	69	
												303	H	Saint Peter's	74	70	
												306	A	Loyol a Maryl and	75	70	
												309	N	Val parai so	76	78	
												317	H	Wagner	76	61	
												341	H	Manhattan	73	65	
												343	N	Chi cago St.	110	73	
												351	A	LIU Brookl yn	79	67	

LAST 12 Division I GAMES:																	
351	A	LIU Brookl yn	79	67	209	H	Sacred Heart	66	68	253	H	Saint Francis (PA)	78	65			
89	H	Princeton	64	83	235	H	Robert Morris	56	75	280	A	Bryant	60	55			
284	H	Albany (NY)	60	67	317	H	Wagner	76	61	144	A	Stony Brook	67	74			
303	H	Saint Peter's	74	70													
306	A	Loyol a Maryl and	75	70													
287	A	Army West Poi nt	57	69													

Non-Div I Games: Mercy 102 51

St. Francis Brooklyn

Average RPI	Win: 219	WON-LOST	WINNING	LAST 10	STRENGTH OF	OPP. STRENGTH	TEAM	ADJ.	CONF.	ADJ CONF.
Average RPI	Loss: 51	RECORD	PCT. RANK	GAMES	SCHEDULE	OF SCHEDULE	RPI	RPI	RPI	RPI
DIV. I ONLY	8- 10	201	2-8	58	71	105	105	5	5	
DIV. I NON-CONF.	7- 4	109	0- 0	144	96	84	84	4	4	

TOTALS	RPI 1-25	RPI 26-50	W-L RECORDS	RPI 51-100	RPI 101-150	RPI 150+				
8- 10	0- 4	1- 1	OVERALL	0- 4	1- 1	6- 0				
2- 3	0- 1	0- 0	HOME	0- 2	1- 0	1- 0				
4- 6	0- 2	0- 1	AWAY	0- 2	0- 1	4- 0				
2- 1	0- 1	1- 0	NEUTRAL	0- 0	0- 0	1- 0				
7- 4	0- 2	1- 0	NON-CONFERENCE	0- 1	1- 1	5- 0				
2- 1	0- 1	0- 0	HOME	0- 0	1- 0	1- 0				
3- 2	0- 0	0- 0	AWAY	0- 1	0- 1	3- 0				
2- 1	0- 1	1- 0	NEUTRAL	0- 0	0- 0	1- 0				
1- 6	0- 2	0- 1	CONFERENCE	0- 3	0- 0	1- 0				
0- 2	0- 0	0- 0	HOME	0- 2	0- 0	0- 0				
1- 4	0- 2	0- 1	AWAY	0- 1	0- 0	1- 0				
0- 0	0- 0	0- 0	NEUTRAL	0- 0	0- 0	0- 0				

RPI 1-25				RPI 26-50				RPI 51-100				RPI 101+ Team' s RPI : 105			
RPI	S	Opponent	Score	RPI	S	Opponent	Score	RPI	S	Opponent	Score	RPI	S	Opponent	Score
7	N	UConn	55 65	33	N	Purdue	68 62	59	A	James Madi son	51 64	112	H	Yale	56 52
15	A	Marquette	73 83	43	A	DePaul	64 73	67	H	Creighton	63 65	115	A	Wake Forest	59 64
21	A	Butler	45 66					73	A	Seton Hall	67 77	175	A	Xavier	76 57
22	H	Florida St.	53 57					87	H	Provi dence	66 67	193	N	Ole Miss	64 59
												274	A	La Salle	83 57
												287	A	Army West Point	60 49
												327	A	Iona	61 35
												348	H	Delaware St.	82 44
LAST 12 Di vi si on I GAMES:															
15	A	Marquette	73 83	43	A	DePaul	64 73	67	H	Creighton	63 65				
59	A	James Madi son	51 64					87	H	Provi dence	66 67	21	A	Butler	45 66
274	A	La Salle	83 57									175	A	Xavier	76 57
22	H	Florida St.	53 57					73	A	Seton Hall	67 77				
112	H	Yale	56 52												
115	A	Wake Forest	59 64												

Non-Div I Games:

St. John's (NY)

Average RPI Loss: 10

DIV. I ONLY	16- 1	5	10-0	21	5	4	4	2	2
DIV. I NON-CONF.	10- 1	19	0- 0	19	33	6	6	2	2
TOTALS	RPI 1-25	RPI 26-50	W-L RECORDS	RPI 51-100	RPI 101-150	RPI 150+			
16- 1	2- 1	3- 0	OVERALL	4- 0	4- 0	3- 0			
9- 0	1- 0	1- 0	HOME	2- 0	3- 0	2- 0			
5- 1	1- 1	2- 0	AWAY	1- 0	0- 0	1- 0			
2- 0	0- 0	0- 0	NEUTRAL	1- 0	1- 0	0- 0			
10- 1	1- 1	2- 0	NON-CONFERENCE	1- 0	3- 0	3- 0			
5- 0	1- 0	0- 0	HOME	0- 0	2- 0	2- 0			
3- 1	0- 1	2- 0	AWAY	0- 0	0- 0	1- 0			
2- 0	0- 0	0- 0	NEUTRAL	1- 0	1- 0	0- 0			
6- 0	1- 0	1- 0	CONFERENCE	3- 0	1- 0	0- 0			
4- 0	0- 0	1- 0	HOME	2- 0	1- 0	0- 0			
2- 0	1- 0	0- 0	AWAY	1- 0	0- 0	0- 0			
0- 0	0- 0	0- 0	NEUTRAL	0- 0	0- 0	0- 0			

RPI 1-25				Team's RPI: 4			
RPI	S	Opponent	Score				
2	H	Bayl or	68 63				
10	A	Gonzaga	73 79				
14	A	Ari zona St.	72 65				

RPI 26-50			
RPI	S	Opponent	Score
36	A	Buffal o	62 55
45	A	Tennessee	95 85
49	H	Southern Cal i forni a	72 64

RPI 51-100			
RPI	S	Opponent	Score
56	H	UCLA	86 80
57	A	Ari zona	78 48
82	N	FGCU	88 65
92	H	Washington St.	85 64

RPI 101+			
RPI	S	Opponent	Score
104	H	UC Davi s	71 43
111	H	Washi ngton	91 54
127	N	Ameri can	71 49
130	H	Idaho	115 71
154	H	CSUN	69 43
251	H	San Franci sco	96 62
271	A	Hawai i	81 59

LAST 12 Division I GAMES:			
92	H	Washi ngton St.	85 64
36	A	Buffal o	62 55
45	A	Tennessee	95 85
2	H	Bayl or	68 63
10	A	Gonzaga	73 79
271	A	Hawai i	81 59

111	H	Washi ngton	91 54
57	A	Ari zona	78 48
14	A	Ari zona St.	72 65
56	H	UCLA	86 80
49	H	Southern Cal i forni a	72 64
154	H	CSUN	69 43

Stanford

Average RPI Win:	294	WON-LOST	WINNING	LAST 10	STRENGTH OF	OPP. STRENGTH	TEAM	ADJ.	CONF.	ADJ CONF.
Average RPI Loss:	122	RECORD	PCT. RANK	GAMES	SCHEDULE	OF SCHEDULE	RPI	RPI	RPI	RPI
DIV. I ONLY	5- 11	259	6-4	154	225	245	245	25	25	
DIV. I NON-CONF.	3- 9	271	0- 0	102	171	255	255	27	27	

TOTALS	RPI 1-25	RPI 26-50	W-L RECORDS	RPI 51-100	RPI 101-150	RPI 150+				
5- 11	0- 2	0- 1	OVERALL	0- 2	0- 3	5- 3				
4- 2	0- 1	0- 0	HOME	0- 1	0- 0	4- 0				
1- 6	0- 1	0- 1	AWAY	0- 0	0- 2	1- 2				
0- 3	0- 0	0- 0	NEUTRAL	0- 1	0- 1	0- 1				
3- 9	0- 2	0- 1	NON-CONFERENCE	0- 2	0- 3	3- 1				
3- 2	0- 1	0- 0	HOME	0- 1	0- 0	3- 0				
0- 4	0- 1	0- 1	AWAY	0- 0	0- 2	0- 0				
0- 3	0- 0	0- 0	NEUTRAL	0- 1	0- 1	0- 1				
2- 2	0- 0	0- 0	CONFERENCE	0- 0	0- 0	2- 2				
1- 0	0- 0	0- 0	HOME	0- 0	0- 0	1- 0				
1- 2	0- 0	0- 0	AWAY	0- 0	0- 0	1- 2				
0- 0	0- 0	0- 0	NEUTRAL	0- 0	0- 0	0- 0				

RPI 1-25				RPI 26-50				RPI 51-100				RPI 101+				Team's RPI: 245
RPI	S	Opponent	Score	RPI	S	Opponent	Score	RPI	S	Opponent	Score	RPI	S	Opponent	Score	
17	H	UCF	55 78	45	A	Tennessee	55 65	81	N	Wright St.	44 57	120	A	Alabama	47 59	
23	A	Texas	46 65					84	H	Penn	53 75	133	A	Tulsa	54 55	
												135	N	Marist	69 76	
												158	A	North Ala.	55 71	
												217	H	North Dakota	74 63	
												259	N	Hofstra	50 53	
												264	H	Liberty	69 52	
												291	A	North Florida	57 71	
												311	H	North Dakota St.	60 59	
												331	A	Lipscomb	80 65	
												346	H	Florida A&M	69 44	

LAST 12 Division I GAMES:																
158	A	North Ala.	55 71	291	A	North Florida	57 71									
217	H	North Dakota	74 63	331	A	Lipscomb	80 65									
23	A	Texas	46 65	264	H	Liberty	69 52									
45	A	Tennessee	55 65	84	H	Penn	53 75									
120	A	Alabama	47 59	311	H	North Dakota St.	60 59									
259	N	Hofstra	50 53	346	H	Florida A&M	69 44									

Non-Div I Games: Central St. (OH) 81 51 Webber Int'l 80 52

Stetson

Average RPI Win:	271	WON-LOST	WINNING	LAST 10	STRENGTH OF	OPP. STRENGTH	TEAM	ADJ.	CONF.	ADJ CONF.
Average RPI Loss:	68	RECORD	PCT. RANK	GAMES	SCHEDULE	OF SCHEDULE	RPI	RPI	RPI	RPI
DIV. I ONLY	13- 4	42	7-3	286	244	144	144	23	23	
DIV. I NON-CONF.	10- 2	37	0- 0	283	294	89	89	23	23	

TOTALS	RPI 1-25	RPI 26-50	W-L RECORDS	RPI 51-100	RPI 101-150	RPI 150+				
13- 4	0- 1	0- 0	OVERALL	0- 3	1- 0	12- 0				
7- 2	0- 0	0- 0	HOME	0- 2	0- 0	7- 0				
6- 2	0- 1	0- 0	AWAY	0- 1	1- 0	5- 0				
0- 0	0- 0	0- 0	NEUTRAL	0- 0	0- 0	0- 0				
10- 2	0- 1	0- 0	NON-CONFERENCE	0- 1	1- 0	9- 0				
6- 0	0- 0	0- 0	HOME	0- 0	0- 0	6- 0				
4- 2	0- 1	0- 0	AWAY	0- 1	1- 0	3- 0				
0- 0	0- 0	0- 0	NEUTRAL	0- 0	0- 0	0- 0				
3- 2	0- 0	0- 0	CONFERENCE	0- 2	0- 0	3- 0				
1- 2	0- 0	0- 0	HOME	0- 2	0- 0	1- 0				
2- 0	0- 0	0- 0	AWAY	0- 0	0- 0	2- 0				
0- 0	0- 0	0- 0	NEUTRAL	0- 0	0- 0	0- 0				

RPI 1-25				RPI 26-50				RPI 51-100				RPI 101+ Team's RPI: 144			
RPI	S	Opponent	Score	RPI	S	Opponent	Score	RPI	S	Opponent	Score	RPI	S	Opponent	Score
16	A	Rutgers	47 61					68	H	Maine	54 68	114	A	Penn St.	81 70
								93	H	Hartford	36 64	200	H	Cornell	63 61
								94	A	Toledo	48 80	209	A	Sacred Heart	73 58
												256	A	Binghamton	65 56
												259	H	Hofstra	77 49
												276	H	St. Francis Brooklyn	74 67
												281	H	Ga. Southern	72 43
												289	H	UMass Lowell	76 56
												308	A	New Hampshire	82 63
												317	H	Wagner	70 45
												327	A	Iona	53 51
												341	A	Manhattan	79 48
												347	H	Fairleigh Dickinson	63 49
LAST 12 Division I GAMES:															
68	H	Maine	54 68	308	A	New Hampshire	82 63								
317	H	Wagner	70 45	256	A	Binghamton	65 56								
327	A	Iona	53 51	289	H	UMass Lowell	76 56								
347	H	Fairleigh Dickinson	63 49	93	H	Hartford	36 64								
209	A	Sacred Heart	73 58	276	H	St. Francis Brooklyn	74 67								
200	H	Cornell	63 61	94	A	Toledo	48 80								

Non-Div I Games: SUNY New Paltz 87 50

Stony Brook

Average RPI Win:	96	WON-LOST	WINNING	LAST 10	STRENGTH OF	OPP. STRENGTH	TEAM	ADJ.	CONF.	ADJ CONF.
Average RPI Loss:	47	RECORD	PCT. RANK	GAMES	SCHEDULE	OF SCHEDULE	RPI	RPI	RPI	RPI
DIV. I ONLY	15- 3	23	9-1	7	47	6	6	1	1	
DIV. I NON-CONF.	11- 2	33	0- 0	11	89	7	7	1	1	

TOTALS	RPI 1-25	RPI 26-50	W-L RECORDS	RPI 51-100	RPI 101-150	RPI 150+				
15- 3	1- 1	5- 1	OVERALL	4- 0	2- 1	3- 0				
7- 0	0- 0	2- 0	HOME	1- 0	1- 0	3- 0				
3- 3	0- 1	1- 1	AWAY	2- 0	0- 1	0- 0				
5- 0	1- 0	2- 0	NEUTRAL	1- 0	1- 0	0- 0				
11- 2	1- 1	3- 0	NON-CONFERENCE	2- 0	2- 1	3- 0				
6- 0	0- 0	1- 0	HOME	1- 0	1- 0	3- 0				
0- 2	0- 1	0- 0	AWAY	0- 0	0- 1	0- 0				
5- 0	1- 0	2- 0	NEUTRAL	1- 0	1- 0	0- 0				
4- 1	0- 0	2- 1	CONFERENCE	2- 0	0- 0	0- 0				
1- 0	0- 0	1- 0	HOME	0- 0	0- 0	0- 0				
3- 1	0- 0	1- 1	AWAY	2- 0	0- 0	0- 0				
0- 0	0- 0	0- 0	NEUTRAL	0- 0	0- 0	0- 0				

RPI	S	Opponent	Score	RPI	S	Opponent	Score	RPI	S	Opponent	Score	RPI	S	Opponent	Score
3	A	Oregon	73 75	31	H	Texas A&M	75 65	52	H	Bucknell	70 56	103	H	Towson	98 55
17	N	UCF	57 52	32	A	Georgia Tech	55 65	71	A	Virginia Tech	75 73	106	A	Minnesota	68 72
				37	A	Clemson	84 75	89	N	Princeton	92 61	147	N	Duquesne	87 71
				42	N	Kansas St.	70 61	91	A	Pittsburgh	82 50	216	H	UMES	96 51
				43	N	DePaul	83 81					217	H	North Dakota	85 49
				44	H	North Carolina	90 77					241	H	Niagara	94 45

LAST 12 Division I GAMES:															
				32	A	Georgia Tech	55 65	91	A	Pittsburgh	82 50				
				241	H	Niagara	94 45	44	H	North Carolina	90 77				
				216	H	UMES	96 51	71	A	Virginia Tech	75 73				
				103	H	Towson	98 55	37	A	Clemson	84 75				
				106	A	Minnesota	68 72	17	N	UCF	57 52				
				43	N	DePaul	83 81	147	N	Duquesne	87 71				

Non-Div I Games:

Syracuse

TCUTCU

TCU

Average RPI Win: 307
Average RPI Loss: 93

WON-LOST
RECORD

WINNING
PCT. RANK

LAST 10
GAMES

STRENGTH OF
SCHEDULE

OPP. STRENGTH
OF SCHEDULE

TEAM
RPI

ADJ.
RPI

CONF.
RPI

ADJ CONF.
RPI

DIV. I ONLY	4- 13	300	2-8	119	97	231	231	9	9
DIV. I NON-CONF.	4- 8	241	0- 0	229	114	230	230	9	9

TOTALS	RPI 1-25	RPI 26-50	W-L RECORDS	RPI 51-100	RPI 101-150	RPI 150+			
4- 13	0- 2	0- 2	OVERALL	0- 2	0- 6	4- 1			
3- 3	0- 1	0- 0	HOME	0- 1	0- 1	3- 0			
1- 9	0- 1	0- 2	AWAY	0- 1	0- 4	1- 1			
0- 1	0- 0	0- 0	NEUTRAL	0- 0	0- 1	0- 0			
4- 8	0- 1	0- 2	NON-CONFERENCE	0- 1	0- 3	4- 1			
3- 0	0- 0	0- 0	HOME	0- 0	0- 0	3- 0			
1- 7	0- 1	0- 2	AWAY	0- 1	0- 2	1- 1			
0- 1	0- 0	0- 0	NEUTRAL	0- 0	0- 1	0- 0			
0- 5	0- 1	0- 0	CONFERENCE	0- 1	0- 3	0- 0			
0- 3	0- 1	0- 0	HOME	0- 1	0- 1	0- 0			
0- 2	0- 0	0- 0	AWAY	0- 0	0- 2	0- 0			
0- 0	0- 0	0- 0	NEUTRAL	0- 0	0- 0	0- 0			

RPI 1-25				RPI 26-50				RPI 51-100				RPI 101+ Team's RPI: 231			
RPI	S	Opponent	Score	RPI	S	Opponent	Score	RPI	S	Opponent	Score	RPI	S	Opponent	Score
7	H	UConn	67 88	35	A	Mi ami (FL)	61 73	58	A	Vi l l anova	68 76	113	A	Ci nci nnati	52 72
18	A	South Carol i na	60 88	43	A	DePaul	88 102	85	H	Tul ane	57 66	116	A	Houston	65 78
												122	H	South Fl a.	53 63
												135	A	Mari st	68 74
												138	N	Radford	50 56
												147	A	Duquesne	53 54
												193	A	Ole Mi ss	55 62
												274	H	La Sal l e	75 47
												278	A	Sai nt Joseph' s	58 52
												327	H	Iona	59 39
												348	H	Del aware St.	75 61
LAST 12 Division I GAMES:															
7	H	UConn	67 88	113	A	Ci nci nnati	52 72								
18	A	South Carol i na	60 88	116	A	Houston	65 78								
58	A	Vi l l anova	68 76	85	H	Tul ane	57 66								
327	H	Iona	59 39	122	H	South Fl a.	53 63								
43	A	DePaul	88 102	147	A	Duquesne	53 54								
35	A	Mi ami (FL)	61 73	274	H	La Sal l e	75 47								

Non-Div I Games:

Temple

Loss, Non-Conf, S Site, H Home A Away N Neutral

Average RPI	Win:	170	WON-LOST	WINNING	LAST 10	STRENGTH OF	OPP. STRENGTH	TEAM	ADJ.	CONF.	ADJ CONF.
Average RPI	Loss:	59	RECORD	PCT. RANK	GAMES	SCHEDULE	OF SCHEDULE	RPI	RPI	RPI	RPI
DIV. I ONLY		12- 6		83	4-6	27	116	45	45	6	6
DIV. I NON-CONF.		11- 1		13	1- 0	77	175	23	23	6	6
<hr/>											
TOTALS	RPI 1-25		RPI 26-50		W-L RECORDS	RPI 51-100		RPI 101-150		RPI 150+	
12- 6	1- 2		2- 2		OVERALL	2- 0		0- 2		7- 0	
7- 4	0- 2		0- 2		HOME	1- 0		0- 0		6- 0	
3- 2	1- 0		1- 0		AWAY	1- 0		0- 2		0- 0	
2- 0	0- 0		1- 0		NEUTRAL	0- 0		0- 0		1- 0	
11- 1	1- 1		1- 0		NON-CONFERENCE	2- 0		0- 0		7- 0	
7- 1	0- 1		0- 0		HOME	1- 0		0- 0		6- 0	
2- 0	1- 0		0- 0		AWAY	1- 0		0- 0		0- 0	
2- 0	0- 0		1- 0		NEUTRAL	0- 0		0- 0		1- 0	
1- 5	0- 1		1- 2		CONFERENCE	0- 0		0- 2		0- 0	
0- 3	0- 1		0- 2		HOME	0- 0		0- 0		0- 0	
1- 2	0- 0		1- 0		AWAY	0- 0		0- 2		0- 0	
0- 0	0- 0		0- 0		NEUTRAL	0- 0		0- 0		0- 0	

RPI 1-25				RPI 26-50				Team's RPI: 45				RPI 51-100				RPI 101+			
RPI	S	Opponent	Score	RPI	S	Opponent	Score	RPI	S	Opponent	Score	RPI	S	Opponent	Score	RPI	S	Opponent	Score
4	H	Stanford	85 95	34	H	Missouri	64 66	64	A	Oklahoma St.	76 63	119	A	Georgia	62 66				
23	A	Texas	88 82	37	N	Clemson	78 66	75	H	Belmont	84 76	120	A	Alabama	65 86				
25	H	Kentucky	71 73	47	A	Auburn	78 69					155	N	UAB	73 69				
				50	H	Arkansas	79 80					195	H	UNC Asheville	73 46				
												237	H	ETSU	80 61				
												245	H	Stetson	65 55				
												285	H	Murray St.	98 77				
												330	H	Presbyterian	97 49				
												346	H	Florida A&M	96 31				
LAST 12 Division I GAMES:																			
155	N	UAB	73 69	50	H	Arkansas	79 80												
75	H	Belmont	84 76	120	A	Alabama	65 86												
285	H	Murray St.	98 77	119	A	Georgia	62 66												
237	H	ETSU	80 61	25	H	Kentucky	71 73												
4	H	Stanford	85 95	34	H	Missouri	64 66												
23	A	Texas	88 82	47	A	Auburn	78 69												

Non-Div I Games:

Tennessee

Average RPI Win:	325	WON-LOST	WINNING	LAST 10	STRENGTH OF	OPP. STRENGTH	TEAM	ADJ.	CONF.	ADJ CONF.
Average RPI Loss:	144	RECORD	PCT. RANK	GAMES	SCHEDULE	OF SCHEDULE	RPI	RPI	RPI	RPI
DIV. I ONLY	1- 17	347	1-9	107	187	301	301	22	22	
DIV. I NON-CONF.	0- 12	336	0- 0	116	157	316	316	20	20	

TOTALS	RPI 1-25	RPI 26-50	W-L RECORDS	RPI 51-100	RPI 101-150	RPI 150+				
1- 17	0- 1	0- 2	OVERALL	0- 3	0- 3	1- 8				
1- 4	0- 0	0- 0	HOME	0- 0	0- 2	1- 2				
0- 10	0- 1	0- 1	AWAY	0- 2	0- 1	0- 5				
0- 3	0- 0	0- 1	NEUTRAL	0- 1	0- 0	0- 1				
0- 12	0- 1	0- 2	NON-CONFERENCE	0- 2	0- 1	0- 6				
0- 1	0- 0	0- 0	HOME	0- 0	0- 1	0- 0				
0- 8	0- 1	0- 1	AWAY	0- 1	0- 0	0- 5				
0- 3	0- 0	0- 1	NEUTRAL	0- 1	0- 0	0- 1				
1- 5	0- 0	0- 0	CONFERENCE	0- 1	0- 2	1- 2				
1- 3	0- 0	0- 0	HOME	0- 0	0- 1	1- 2				
0- 2	0- 0	0- 0	AWAY	0- 1	0- 1	0- 0				
0- 0	0- 0	0- 0	NEUTRAL	0- 0	0- 0	0- 0				

RPI 1-25				RPI 26-50				RPI 51-100				RPI 101+ Team's RPI: 301			
RPI	S	Opponent	Score	RPI	S	Opponent	Score	RPI	S	Opponent	Score	RPI	S	Opponent	Score
5	A	Louisville	52 107	43	A	DePaul	73 95	75	A	Belmont	46 80	107	A	Tennessee Tech	65 76
				50	N	Arkansas	55 79	90	A	Troy	67 92	107	H	Tennessee Tech	59 69
								91	N	Pittsburgh	56 78	140	H	South Alabama	56 78
												162	N	Wisconsin	53 58
												164	H	Morehead St.	62 85
												172	A	Vanderbilt	63 89
												188	A	Ball St.	51 90
												194	H	Jacksonville St.	52 62
												240	A	Marshall	59 80
												283	A	Alabama A&M	57 67
												325	H	Eastern Ky.	60 38
												331	A	Lipscomb	62 64

LAST 12 Division I GAMES:															
				75	A	Belmont	46 80	107	A	Tennessee Tech	65 76				
				43	A	DePaul	73 95	164	H	Morehead St.	62 85				
				240	A	Marshall	59 80	325	H	Eastern Ky.	60 38				
				5	A	Louisville	52 107	194	H	Jacksonville St.	52 62				
				140	H	South Alabama	56 78	107	H	Tennessee Tech	59 69				
				91	N	Pittsburgh	56 78	188	A	Ball St.	51 90				

Non-Div I Games:

Tennessee St.

Average RPI	Win:	237	WON-LOST	WINNING	LAST 10	STRENGTH OF	OPP. STRENGTH	TEAM	ADJ.	CONF.	ADJ CONF.
Average RPI	Loss:	93	RECORD	PCT. RANK	GAMES	SCHEDULE	OF SCHEDULE	RPI	RPI	RPI	RPI
DIV. I ONLY		12- 3		32	9-1	287	191	107	107	22	22
DIV. I NON-CONF.		6- 3		91	0- 0	256	224	115	115	20	20

TOTALS	RPI 1-25		RPI 26-50		W-L RECORDS	RPI 51-100		RPI 101-150		RPI 150+	
12- 3	0- 0		0- 1		OVERALL	2- 1		0- 0		10- 1	
6- 0	0- 0		0- 0		HOME	1- 0		0- 0		5- 0	
6- 2	0- 0		0- 1		AWAY	1- 0		0- 0		5- 1	
0- 1	0- 0		0- 0		NEUTRAL	0- 1		0- 0		0- 0	
6- 3	0- 0		0- 1		NON-CONFERENCE	1- 1		0- 0		5- 1	
3- 0	0- 0		0- 0		HOME	1- 0		0- 0		2- 0	
3- 2	0- 0		0- 1		AWAY	0- 0		0- 0		3- 1	
0- 1	0- 0		0- 0		NEUTRAL	0- 1		0- 0		0- 0	
6- 0	0- 0		0- 0		CONFERENCE	1- 0		0- 0		5- 0	
3- 0	0- 0		0- 0		HOME	0- 0		0- 0		3- 0	
3- 0	0- 0		0- 0		AWAY	1- 0		0- 0		2- 0	
0- 0	0- 0		0- 0		NEUTRAL	0- 0		0- 0		0- 0	

RPI 1-25				RPI 26-50				RPI 51-100				RPI 101+				Team's RPI: 107
RPI	S	Opponent	Score	RPI	S	Opponent	Score	RPI	S	Opponent	Score	RPI	S	Opponent	Score	
				50	A	Arkansas	42 65	55	N	Old Domini on	73 80	175	A	Xavier	60 70	
								70	H	Middle Tenn.	68 64	194	A	Jacksonville St.	66 49	
								75	A	Bel mont	77 72	195	H	UNC Asheville	60 53	
												199	H	SIUE	79 55	
												250	H	Eastern Ill.	99 88	
												269	A	Wichi ta St.	55 45	
												301	A	Tennessee St.	69 59	
												301	H	Tennessee St.	76 65	
												326	H	Western Caro.	77 58	
												331	A	Lipscomb	67 52	
												333	A	Charleston So.	77 55	

LAST 12 Division I GAMES:																
				194	A	Jacksonville St.	66 49	301	H	Tennessee St.	76 65					
				195	H	UNC Asheville	60 53	250	H	Eastern Ill.	99 88					
				50	A	Arkansas	42 65	199	H	SIUE	79 55					
				269	A	Wichi ta St.	55 45	75	A	Bel mont	77 72					
				55	N	Old Domini on	73 80	301	A	Tennessee St.	69 59					
				333	A	Charleston So.	77 55	331	A	Lipscomb	67 52					

Non-Div I Games: Tenn. Wesleyan 100 58 Cumberland (TN) 88 55

Tennessee Tech

Average RPI Win:	158	WON-LOST	WINNING	LAST 10	STRENGTH OF	OPP. STRENGTH	TEAM	ADJ.	CONF.	ADJ CONF.
Average RPI Loss:	32	RECORD	PCT. RANK	GAMES	SCHEDULE	OF SCHEDULE	RPI	RPI	RPI	RPI
DIV. I ONLY	15- 3	23	8-2	63	62	23	23	3	3	
DIV. I NON-CONF.	10- 2	37	2- 0	146	122	65	65	3	3	

TOTALS	RPI 1-25	RPI 26-50	W-L RECORDS	RPI 51-100	RPI 101-150	RPI 150+				
15- 3	1- 1	0- 2	OVERALL	5- 0	3- 0	6- 0				
8- 2	0- 1	0- 1	HOME	2- 0	2- 0	4- 0				
4- 1	1- 0	0- 1	AWAY	1- 0	0- 0	2- 0				
3- 0	0- 0	0- 0	NEUTRAL	2- 0	1- 0	0- 0				
10- 2	0- 1	0- 1	NON-CONFERENCE	2- 0	2- 0	6- 0				
5- 2	0- 1	0- 1	HOME	0- 0	1- 0	4- 0				
2- 0	0- 0	0- 0	AWAY	0- 0	0- 0	2- 0				
3- 0	0- 0	0- 0	NEUTRAL	2- 0	1- 0	0- 0				
5- 1	1- 0	0- 1	CONFERENCE	3- 0	1- 0	0- 0				
3- 0	0- 0	0- 0	HOME	2- 0	1- 0	0- 0				
2- 1	1- 0	0- 1	AWAY	1- 0	0- 0	0- 0				
0- 0	0- 0	0- 0	NEUTRAL	0- 0	0- 0	0- 0				

RPI	S	Opponent	Score	RPI	S	Opponent	Score	RPI	S	Opponent	Score	RPI	S	Opponent	Score
9	H	Mississippi St.	49 67	42	A	Kansas St.	69 87	61	H	TCU	73 67	137	H	Oklahoma	73 63
13	A	Iowa St.	64 62	45	H	Tennessee	82 88	63	N	Michigan	69 52	141	N	Fordham	72 54
								64	H	Oklahoma St.	60 51	147	H	Duquesne	78 41
								69	N	Quinnipiac	56 55	190	A	North Texas	64 54
								99	A	West Virginia	70 58	245	H	Stetson	65 46
												248	A	UTRGV	81 66
												252	H	UTSA	98 54
												319	H	McNeese	96 40
												323	H	Northwestern St.	104 66

LAST 12 Division I GAMES:															
141	N	Fordham	72 54	63	N	Michigan	69 52	61	H	TCU	73 67				
64	H	Oklahoma St.	60 51	42	A	Kansas St.	69 87								
323	H	Northwestern St.	104 66	13	A	Iowa St.	64 62								
248	A	UTRGV	81 66	137	H	Oklahoma	73 63								
245	H	Stetson	65 46	99	A	West Virginia	70 58								
45	H	Tennessee	82 88												

Non-Div I Games:

Texas

**T
e
x
a
s
A
&
M**

**T
e
x
a
s
A
&
M**

Texas A&M

Average RPI Win:	281	WON-LOST	WINNING	LAST 10	STRENGTH OF	OPP. STRENGTH	TEAM	ADJ.	CONF.	ADJ CONF.
Average RPI Loss:	153	RECORD	PCT. RANK	GAMES	SCHEDULE	OF SCHEDULE	RPI	RPI	RPI	RPI
DIV. I ONLY	4- 10	280	4-6	210	328	246	246	30	30	
DIV. I NON-CONF.	2- 7	288	0- 0	52	330	184	184	26	26	

TOTALS	RPI 1-25	RPI 26-50	W-L RECORDS	RPI 51-100	RPI 101-150	RPI 150+				
4- 10	0- 0	0- 1	OVERALL	0- 2	0- 1	4- 6				
1- 1	0- 0	0- 0	HOME	0- 0	0- 0	1- 1				
3- 7	0- 0	0- 1	AWAY	0- 2	0- 1	3- 3				
0- 2	0- 0	0- 0	NEUTRAL	0- 0	0- 0	0- 2				
2- 7	0- 0	0- 1	NON-CONFERENCE	0- 2	0- 1	2- 3				
0- 0	0- 0	0- 0	HOME	0- 0	0- 0	0- 0				
2- 5	0- 0	0- 1	AWAY	0- 2	0- 1	2- 1				
0- 2	0- 0	0- 0	NEUTRAL	0- 0	0- 0	0- 2				
2- 3	0- 0	0- 0	CONFERENCE	0- 0	0- 0	2- 3				
1- 1	0- 0	0- 0	HOME	0- 0	0- 0	1- 1				
1- 2	0- 0	0- 0	AWAY	0- 0	0- 0	1- 2				
0- 0	0- 0	0- 0	NEUTRAL	0- 0	0- 0	0- 0				

RPI S Opponent	Score	RPI S Opponent	Score	RPI S Opponent	Score	RPI S Opponent	Score	Team's RPI: 246
		28 A Michigan St.	45 91	85 A Tulane	56 62	102 A Rice	71 76	
				86 A SFA	55 74	157 A Texas Tech	55 75	
						160 H Grambling	67 75	
						167 N Abilene Christian	39 81	
						182 A Southern U.	61 63	
						204 A Prairie View	52 44	
						212 N Nicholls St.	57 58	
						248 A UTRGV	69 55	
						334 H Jackson St.	76 67	
						339 A Savannah St.	65 41	
						350 A Alcorn	52 53	

LAST 12 Division I GAMES:								
		334 H Jackson St.	76 67	160 H Grambling	67 75			
		248 A UTRGV	69 55	204 A Prairie View	52 44			
		28 A Michigan St.	45 91	182 A Southern U.	61 63			
		339 A Savannah St.	65 41	350 A Alcorn	52 53			
		212 N Nicholls St.	57 58	157 A Texas Tech	55 75			
		167 N Abilene Christian	39 81	86 A SFA	55 74			

Non-Div I Games: Huston-Tillotson 72 36 Paul Quinn 83 54

Texas Southern

Average RPI	Win:	223	WON-LOST	WINNING	LAST 10	STRENGTH OF	OPP. STRENGTH	TEAM	ADJ.	CONF.	ADJ CONF.
Average RPI	Loss:	89	RECORD	PCT. RANK	GAMES	SCHEDULE	OF SCHEDULE	RPI	RPI	RPI	RPI
DIV. I ONLY		7- 9		205	5-5	91	115	136	136	14	14
DIV. I NON-CONF.		3- 7		256	0- 1	50	170	165	165	15	15

TOTALS	RPI 1-25		RPI 26-50		W-L RECORDS	RPI 51-100		RPI 101-150		RPI 150+	
7- 9	0- 0		0- 3		OVERALL	0- 2		0- 2		7- 2	
2- 3	0- 0		0- 0		HOME	0- 0		0- 1		2- 2	
5- 5	0- 0		0- 2		AWAY	0- 2		0- 1		5- 0	
0- 1	0- 0		0- 1		NEUTRAL	0- 0		0- 0		0- 0	
3- 7	0- 0		0- 3		NON-CONFERENCE	0- 2		0- 0		3- 2	
1- 2	0- 0		0- 0		HOME	0- 0		0- 0		1- 2	
2- 4	0- 0		0- 2		AWAY	0- 2		0- 0		2- 0	
0- 1	0- 0		0- 1		NEUTRAL	0- 0		0- 0		0- 0	
4- 2	0- 0		0- 0		CONFERENCE	0- 0		0- 2		4- 0	
1- 1	0- 0		0- 0		HOME	0- 0		0- 1		1- 0	
3- 1	0- 0		0- 0		AWAY	0- 0		0- 1		3- 0	
0- 0	0- 0		0- 0		NEUTRAL	0- 0		0- 0		0- 0	

RPI 1-25				RPI 26-50				RPI 51-100				RPI 101+				Team's RPI: 136	
RPI	S	Opponent	Score	RPI	S	Opponent	Score	RPI	S	Opponent	Score	RPI	S	Opponent	Score		
				34	A	Missouri	50 69	64	A	Oklahoma St.	55 66	101	A	Little Rock	47 62		
				41	A	New Mexico	51 82	85	A	Tulane	61 67	109	H	Appalachian St.	49 62		
				46	N	Saint Mary's (CA)	62 89					153	H	Montana St.	59 67		
												165	A	Arkansas St.	85 62		
												169	H	Oral Roberts	64 81		
												177	A	Georgia St.	69 60		
												205	H	Coastal Caro.	73 58		
												212	H	Nicholls St.	72 67		
												252	A	UTSA	68 60		
												272	A	A&M-Corpus Christi	60 53		
												281	A	Ga. Southern	64 52		
LAST 12 Division I GAMES:																	
				85	A	Tulane	61 67	153	H	Montana St.	59 67						
				177	A	Georgia St.	69 60	212	H	Nicholls St.	72 67						
				281	A	Ga. Southern	64 52	165	A	Arkansas St.	85 62						
				46	N	Saint Mary's (CA)	62 89	101	A	Little Rock	47 62						
				34	A	Missouri	50 69	109	H	Appalachian St.	49 62						
				64	A	Oklahoma St.	55 66	205	H	Coastal Caro.	73 58						

Non-Div I Games: UNKNOWN 92 39 Tex. A&M Int'l 89 25

Texas St.

Average RPI	Win: 213	WON-LOST	WINNING	LAST 10	STRENGTH OF	OPP. STRENGTH	TEAM	ADJ.	CONF.	ADJ CONF.
Average RPI	Loss: 93	RECORD	PCT. RANK	GAMES	SCHEDULE	OF SCHEDULE	RPI	RPI	RPI	RPI
DIV. I ONLY	10- 7	124	5-5	140	130	157	157	3	3	
DIV. I NON-CONF.	9- 2	43	0- 0	276	295	143	143	3	3	

TOTALS	RPI 1-25	RPI 26-50	W-L RECORDS	RPI 51-100	RPI 101-150	RPI 150+				
10- 7	0- 1	0- 1	OVERALL	2- 2	0- 2	8- 1				
9- 3	0- 1	0- 1	HOME	2- 0	0- 1	7- 0				
1- 4	0- 0	0- 0	AWAY	0- 2	0- 1	1- 1				
0- 0	0- 0	0- 0	NEUTRAL	0- 0	0- 0	0- 0				
9- 2	0- 0	0- 0	NON-CONFERENCE	1- 0	0- 1	8- 1				
8- 1	0- 0	0- 0	HOME	1- 0	0- 1	7- 0				
1- 1	0- 0	0- 0	AWAY	0- 0	0- 0	1- 1				
0- 0	0- 0	0- 0	NEUTRAL	0- 0	0- 0	0- 0				
1- 5	0- 1	0- 1	CONFERENCE	1- 2	0- 1	0- 0				
1- 2	0- 1	0- 1	HOME	1- 0	0- 0	0- 0				
0- 3	0- 0	0- 0	AWAY	0- 2	0- 1	0- 0				
0- 0	0- 0	0- 0	NEUTRAL	0- 0	0- 0	0- 0				

RPI 1-25				RPI 26-50				RPI 51-100				RPI 101+ Team's RPI: 157			
RPI	S	Opponent	Score	RPI	S	Opponent	Score	RPI	S	Opponent	Score	RPI	S	Opponent	Score
2	H	Bayl or	56 73	42	H	Kansas St.	62 66	61	A	TCU	70 78	130	H	Idaho	77 88
								64	A	Okl ahoma St.	57 65	137	A	Okl ahoma	61 66
								74	H	Kansas	69 66	167	H	Abilene Christian	105 54
								86	H	SFA	77 69	182	H	Southern U.	76 58
												194	H	Jacksonville St.	71 58
												213	A	Florida	67 72
												246	H	Texas Southern	75 55
												261	A	Nevada	86 67
												272	H	A&M-Corpus Christi	78 61
												322	H	La. -Monroe	86 42
												324	H	Houston Baptist	82 76
LAST 12 Division I GAMES:															
42	H	Kansas St.	62 66	61	A	TCU	70 78	246	H	Texas Southern	75 55	64	A	Okl ahoma St.	57 65
182	H	Southern U.	76 58	74	H	Kansas	69 66	261	A	Nevada	86 67	2	H	Bayl or	56 73
213	A	Florida	67 72	137	A	Okl ahoma	61 66	272	H	A&M-Corpus Christi	78 61	137	A	Okl ahoma	61 66
86	H	SFA	77 69	167	H	Abilene Christian	105 54	322	H	La. -Monroe	86 42	167	H	Abilene Christian	105 54

Non-Div I Games:

Texas Tech

Average RPI Win:	233	WON-LOST	WINNING	LAST 10	STRENGTH OF	OPP. STRENGTH	TEAM	ADJ.	CONF.	ADJ CONF.
Average RPI Loss:	66	RECORD	PCT. RANK	GAMES	SCHEDULE	OF SCHEDULE	RPI	RPI	RPI	RPI
DIV. I ONLY	11- 5	76	7-3	174	150	94	94	8	8	
DIV. I NON-CONF.	8- 3	71	0- 0	167	142	72	72	8	8	

TOTALS	RPI 1-25	RPI 26-50	W-L RECORDS	RPI 51-100	RPI 101-150	RPI 150+				
11- 5	0- 1	0- 0	OVERALL	1- 4	2- 0	8- 0				
5- 2	0- 1	0- 0	HOME	0- 1	2- 0	3- 0				
6- 3	0- 0	0- 0	AWAY	1- 3	0- 0	5- 0				
0- 0	0- 0	0- 0	NEUTRAL	0- 0	0- 0	0- 0				
8- 3	0- 1	0- 0	NON-CONFERENCE	1- 2	2- 0	5- 0				
4- 1	0- 1	0- 0	HOME	0- 0	2- 0	2- 0				
4- 2	0- 0	0- 0	AWAY	1- 2	0- 0	3- 0				
0- 0	0- 0	0- 0	NEUTRAL	0- 0	0- 0	0- 0				
3- 2	0- 0	0- 0	CONFERENCE	0- 2	0- 0	3- 0				
1- 1	0- 0	0- 0	HOME	0- 1	0- 0	1- 0				
2- 1	0- 0	0- 0	AWAY	0- 1	0- 0	2- 0				
0- 0	0- 0	0- 0	NEUTRAL	0- 0	0- 0	0- 0				

RPI 1-25				RPI 26-50				RPI 51-100				RPI 101+			
RPI	S	Opponent	Score	RPI	S	Opponent	Score	RPI	S	Opponent	Score	RPI	S	Opponent	Score
1	H	Notre Dame	56 72					68	A	Maine	59 73	144	H	Stony Brook	80 48
								75	A	Belmont	78 69	147	H	Duquesne	65 52
								76	H	Kent St.	47 58	188	H	Ball St.	65 58
								88	A	Dayton	49 70	230	A	Bowling Green	79 65
								97	A	Miami (OH)	64 65	257	A	Memphis	58 48
												266	A	Cleveland St.	65 60
												292	A	Western Mich.	80 57
												309	A	Valparaiso	65 59
												327	H	Iona	84 38
												329	H	Detroit Mercy	77 60

LAST 12 Division I GAMES:															
230	A	Bowling Green	79 65	292	A	Western Mich.	80 57								
1	H	Notre Dame	56 72	76	H	Kent St.	47 58								
266	A	Cleveland St.	65 60	97	A	Miami (OH)	64 65								
257	A	Memphis	58 48	188	H	Ball St.	65 58								
75	A	Belmont	78 69	329	H	Detroit Mercy	77 60								
309	A	Valparaiso	65 59	144	H	Stony Brook	80 48								

Non-Div I Games:

Toledo

Average RPI	Win:	229	WON-LOST	WINNING	LAST 10	STRENGTH OF	OPP. STRENGTH	TEAM	ADJ.	CONF.	ADJ CONF.
Average RPI	Loss:	128	RECORD	PCT. RANK	GAMES	SCHEDULE	OF SCHEDULE	RPI	RPI	RPI	RPI
DIV. I ONLY		11- 6	90	8-2	228	169	103	103	10	10	
DIV. I NON-CONF.		6- 5	143	0- 0	274	177	163	163	13	13	

TOTALS	RPI 1-25		RPI 26-50		W-L RECORDS	RPI 51-100		RPI 101-150		RPI 150+	
11- 6	0- 1		0- 0		OVERALL	1- 1		1- 2		9- 2	
5- 0	0- 0		0- 0		HOME	1- 0		0- 0		4- 0	
6- 6	0- 1		0- 0		AWAY	0- 1		1- 2		5- 2	
0- 0	0- 0		0- 0		NEUTRAL	0- 0		0- 0		0- 0	
6- 5	0- 1		0- 0		NON-CONFERENCE	0- 1		0- 1		6- 2	
3- 0	0- 0		0- 0		HOME	0- 0		0- 0		3- 0	
3- 5	0- 1		0- 0		AWAY	0- 1		0- 1		3- 2	
0- 0	0- 0		0- 0		NEUTRAL	0- 0		0- 0		0- 0	
5- 1	0- 0		0- 0		CONFERENCE	1- 0		1- 1		3- 0	
2- 0	0- 0		0- 0		HOME	1- 0		0- 0		1- 0	
3- 1	0- 0		0- 0		AWAY	0- 0		1- 1		2- 0	
0- 0	0- 0		0- 0		NEUTRAL	0- 0		0- 0		0- 0	

RPI	S	Opponent	Score	RPI	S	Opponent	Score	RPI	S	Opponent	Score	RPI	S	Opponent	Score	Team's RPI: 103
6	A	Syracuse	55 98					54	H	Northeastern	88 83	115	A	Wake Forest	53 60	
								99	A	West Virginia	43 90	117	A	UNCW	73 77	
												123	A	Drexel	55 54	
												181	H	Massachusetts	78 53	
												191	A	Delaware	56 48	
												197	A	George Washington	63 76	
												234	A	Mt. St. Mary's	78 87	
												240	A	Marshall	76 69	
												259	H	Hofstra	92 68	
												274	H	La Salle	92 68	
												278	A	Saint Joseph's	73 52	
												294	A	Col. of Charleston	77 61	
												306	H	Loyola Maryland	62 57	
												314	A	UMBC	71 62	

LAST 12 Division I GAMES:																
117	A	UNCW	73 77	294	A	Col. of Charleston	77 61									
99	A	West Virginia	43 90	259	H	Hofstra	92 68									
278	A	Saint Joseph's	73 52	54	H	Northeastern	88 83									
306	H	Loyola Maryland	62 57	191	A	Delaware	56 48									
6	A	Syracuse	55 98	123	A	Drexel	55 54									
197	A	George Washington	63 76	240	A	Marshall	76 69									

Non-Div I Games:

Towson

Average RPI Win:	212	WON-LOST	WINNING	LAST 10	STRENGTH OF	OPP. STRENGTH	TEAM	ADJ.	CONF.	ADJ CONF.
Average RPI Loss:	90	RECORD	PCT. RANK	GAMES	SCHEDULE	OF SCHEDULE	RPI	RPI	RPI	RPI
DIV. I ONLY	13- 3	31	8-2	278	104	90	90	14	14	
DIV. I NON-CONF.	8- 2	52	0- 0	311	137	126	126	15	15	

TOTALS	RPI 1-25	RPI 26-50	W-L RECORDS	RPI 51-100	RPI 101-150	RPI 150+				
13- 3	0- 1	0- 0	OVERALL	0- 1	2- 0	11- 1				
5- 1	0- 0	0- 0	HOME	0- 1	1- 0	4- 0				
6- 2	0- 1	0- 0	AWAY	0- 0	1- 0	5- 1				
2- 0	0- 0	0- 0	NEUTRAL	0- 0	0- 0	2- 0				
8- 2	0- 1	0- 0	NON-CONFERENCE	0- 1	0- 0	8- 0				
3- 1	0- 0	0- 0	HOME	0- 1	0- 0	3- 0				
3- 1	0- 1	0- 0	AWAY	0- 0	0- 0	3- 0				
2- 0	0- 0	0- 0	NEUTRAL	0- 0	0- 0	2- 0				
5- 1	0- 0	0- 0	CONFERENCE	0- 0	2- 0	3- 1				
2- 0	0- 0	0- 0	HOME	0- 0	1- 0	1- 0				
3- 1	0- 0	0- 0	AWAY	0- 0	1- 0	2- 1				
0- 0	0- 0	0- 0	NEUTRAL	0- 0	0- 0	0- 0				

RPI	S	Opponent	Score	RPI	S	Opponent	Score	RPI	S	Opponent	Score	RPI	S	Opponent	Score
22	A	Florida St.	67 103					70	H	Middle Tenn.	64 67	101	H	Little Rock	71 66
												109	A	Appalachian St.	83 72
												165	H	Arkansas St.	87 79
												177	A	Georgia St.	80 84
												193	A	Ole Miss	71 54
												194	A	Jacksonville St.	89 63
												205	A	Coastal Caro.	82 81
												215	N	Sam Houston St.	84 79
												225	H	Alabama St.	116 46
												228	H	Samford	72 52
												237	A	ETSU	84 66
												281	A	Ga. Southern	97 81
												300	N	Mississippi Val.	75 54
												301	H	Tennessee St.	92 67
LAST 12 Division I GAMES:															
177	A	Georgia St.	80 84	281	A	Ga. Southern	97 81								
193	A	Ole Miss	71 54	165	H	Arkansas St.	87 79								
70	H	Middle Tenn.	64 67	101	H	Little Rock	71 66								
225	H	Alabama St.	116 46	109	A	Appalachian St.	83 72								
300	N	Mississippi Val.	75 54	205	A	Coastal Caro.	82 81								
215	N	Sam Houston St.	84 79	194	A	Jacksonville St.	89 63								

Non-Div I Games: Talladega 91 70

Troy

RPI 1-25				RPI 26-50				RPI 51-100				RPI 101+			
RPI	S	Opponent	Score	RPI	S	Opponent	Score	RPI	S	Opponent	Score	RPI	S	Opponent	Score
7	H	UConn	33 75	30	N	Cal i forn i a	57 65	55	H	Ol d Dom i ni on	48 56	111	H	Washington	63 51
19	N	Central Mi ch.	68 57	48	A	LSU	56 54					120	A	Al abama	58 69
												122	A	South Fla.	46 73
												136	H	Texas St.	67 61
												211	H	Southern Mi ss.	71 54
												212	H	Ni chol l s St.	71 46
												222	H	East Carol i na	68 57
												224	A	SMU	61 43
												231	A	Temple	66 57
												246	H	Texas Southern	62 56
												266	N	Cleveland St.	81 72
												290	H	Fla. Atlantic	88 45
												346	N	Flori da A&M	78 34
LAST 12 Di vi si on I GAMES:															
				136	H	Texas St.	67 61	122	A	South Fla.	46 73				
				19	N	Central Mi ch.	68 57	7	H	UConn	33 75				
				55	H	Ol d Dom i ni on	48 56	224	A	SMU	61 43				
				120	A	Al abama	58 69	231	A	Temple	66 57				
				212	H	Ni chol l s St.	71 46	222	H	East Carol i na	68 57				
				211	H	Southern Mi ss.	71 54	346	N	Flori da A&M	78 34				

Tulane

Average RPI Loss: 83

DIV. I ONLY	9- 9	165	4-6	81	108	133	133	9	9
DIV. I NON-CONF.	6- 7	172	0- 1	109	58	153	153	9	9
TOTALS	RPI 1-25	RPI 26-50	W-L RECORDS	RPI 51-100	RPI 101-150	RPI 150+			
9- 9	0- 2	0- 1	OVERALL	0- 2	1- 3	8- 1			
6- 3	0- 0	0- 1	HOME	0- 0	0- 2	6- 0			
2- 6	0- 2	0- 0	AWAY	0- 2	0- 1	2- 1			
1- 0	0- 0	0- 0	NEUTRAL	0- 0	1- 0	0- 0			
6- 7	0- 1	0- 1	NON-CONFERENCE	0- 2	1- 2	5- 1			
4- 2	0- 0	0- 1	HOME	0- 0	0- 1	4- 0			
1- 5	0- 1	0- 0	AWAY	0- 2	0- 1	1- 1			
1- 0	0- 0	0- 0	NEUTRAL	0- 0	1- 0	0- 0			
3- 2	0- 1	0- 0	CONFERENCE	0- 0	0- 1	3- 0			
2- 1	0- 0	0- 0	HOME	0- 0	0- 1	2- 0			
1- 1	0- 1	0- 0	AWAY	0- 0	0- 0	1- 0			
0- 0	0- 0	0- 0	NEUTRAL	0- 0	0- 0	0- 0			

RPI 1-25					
RPI	S	Opponent	Score		
14	A	Ari zona St.	52	70	
17	A	UCF	44	60	

RPI 26-50					
RPI	S	Opponent	Score		
50	H	Arkansas	59	61	

RPI 51-100					
RPI	S	Opponent	Score		
75	A	Bel mont	53	78	
86	A	SFA	34	76	

Team's RPI: 133					
RPI	S	Opponent	Score		
101	H	Li ttle Rock	53	63	
113	H	Cinci nnati	50	70	
120	N	Al abama	80	73	
127	A	Ameri can	52	68	
165	A	Arkansas St.	60	73	
167	H	Abi lene Chri stian	75	63	
169	A	Oral Roberts	76	68	
208	H	Saint Louis	86	75	
222	A	East Carolina	75	55	
245	H	Stetson	55	54	
257	H	Memphis	46	39	
265	H	UTEP	66	45	
269	H	Wi chi ta St.	63	49	

LAST 12 Division I GAMES:					
14	A	Ari zona St.	52	70	
50	H	Arkansas	59	61	
101	H	Li ttle Rock	53	63	
165	A	Arkansas St.	60	73	
120	N	Al abama	80	73	
167	H	Abi lene Chri stian	75	63	
113	H	Cinci nnati	50	70	
17	A	UCF	44	60	
222	A	East Caroli na	75	55	
257	H	Memphi s	46	39	
269	H	Wi chi ta St.	63	49	
265	H	UTE P	66	45	

Non-Div I Games:

Tul sa

Average RPI	Win:	248	WON-LOST	WINNING	LAST 10	STRENGTH OF	OPP. STRENGTH	TEAM	ADJ.	CONF.	ADJ CONF.
Average RPI	Loss:	90	RECORD	PCT. RANK	GAMES	SCHEDULE	OF SCHEDULE	RPI	RPI	RPI	RPI
DIV. I ONLY		16- 2		12	9-1	349	125	155	155	16	16
DIV. I NON-CONF.		11- 1		13	0- 1	340	189	119	119	19	19

TOTALS	RPI 1-25		RPI 26-50		W-L RECORDS	RPI 51-100		RPI 101-150		RPI 150+	
16- 2	0- 0		0- 1		OVERALL	1- 0		2- 1		13- 0	
6- 1	0- 0		0- 0		HOME	0- 0		1- 1		5- 0	
8- 0	0- 0		0- 0		AWAY	1- 0		0- 0		7- 0	
2- 1	0- 0		0- 1		NEUTRAL	0- 0		1- 0		1- 0	
11- 1	0- 0		0- 1		NON-CONFERENCE	1- 0		2- 0		8- 0	
5- 0	0- 0		0- 0		HOME	0- 0		1- 0		4- 0	
4- 0	0- 0		0- 0		AWAY	1- 0		0- 0		3- 0	
2- 1	0- 0		0- 1		NEUTRAL	0- 0		1- 0		1- 0	
5- 1	0- 0		0- 0		CONFERENCE	0- 0		0- 1		5- 0	
1- 1	0- 0		0- 0		HOME	0- 0		0- 1		1- 0	
4- 0	0- 0		0- 0		AWAY	0- 0		0- 0		4- 0	
0- 0	0- 0		0- 0		NEUTRAL	0- 0		0- 0		0- 0	

RPI 1-25				RPI 26-50				RPI 51-100				RPI 101+ Team's RPI: 155			
RPI	S	Opponent	Score	RPI	S	Opponent	Score	RPI	S	Opponent	Score	RPI	S	Opponent	Score
				45	N	Tennessee	69 73	82	A	FGCU	62 60	109	H	Appalachian St.	80 61
												134	H	Louisiana Tech	68 73
												137	N	Oklahoma	89 84
												211	H	Southern Miss.	71 60
												225	A	Alabama St.	62 47
												228	A	Samford	66 41
												252	A	UTSA	59 42
												257	H	Memphis	85 54
												265	A	UTEP	74 48
												283	H	Alabama A&M	82 47
												290	A	Fla. Atlantic	89 64
												305	N	Coppin St.	86 61
												310	A	FIU	83 59
												319	H	McNeese	91 48
												343	A	Chicago St.	90 45
												350	H	Alcorn	80 53
LAST 12 Division I GAMES:															
				45	N	Tennessee	69 73	252	A	UTSA	59 42				
				82	A	FGCU	62 60	265	A	UTEP	74 48				
				305	N	Coppin St.	86 61	211	H	Southern Miss.	71 60				
				225	A	Alabama St.	62 47	134	H	Louisiana Tech	68 73				
				319	H	McNeese	91 48	310	A	FIU	83 59				
				228	A	Samford	66 41	290	A	Fla. Atlantic	89 64				

Non-Div I Games: Ala.-Huntsville 83 58

UAB

Average RPI Loss: 127

DIV. I ONLY	10- 6	104	8-2	181	119	104	104	21	21
DIV. I NON-CONF.	7- 5	132	0- 1	195	59	107	107	21	21
TOTALS	RPI 1-25	RPI 26-50	W-L RECORDS	RPI 51-100	RPI 101-150	RPI 150+			
10- 6	0- 1	1- 0	OVERALL	1- 1	1- 3	7- 1			
5- 1	0- 0	1- 0	HOME	0- 1	1- 0	3- 0			
4- 5	0- 1	0- 0	AWAY	1- 0	0- 3	3- 1			
1- 0	0- 0	0- 0	NEUTRAL	0- 0	0- 0	1- 0			
7- 5	0- 1	1- 0	NON-CONFERENCE	1- 1	0- 3	5- 0			
3- 1	0- 0	1- 0	HOME	0- 1	0- 0	2- 0			
3- 4	0- 1	0- 0	AWAY	1- 0	0- 3	2- 0			
1- 0	0- 0	0- 0	NEUTRAL	0- 0	0- 0	1- 0			
3- 1	0- 0	0- 0	CONFERENCE	0- 0	1- 0	2- 1			
2- 0	0- 0	0- 0	HOME	0- 0	1- 0	1- 0			
1- 1	0- 0	0- 0	AWAY	0- 0	0- 0	1- 1			
0- 0	0- 0	0- 0	NEUTRAL	0- 0	0- 0	0- 0			

RPI 1-25					RPI 26-50					RPI 51-100					RPI 101+				
RPI	S	Opponent	Score		RPI	S	Opponent	Score		RPI	S	Opponent	Score		RPI	S	Opponent	Score	Team's RPI : 104
4	A	Stanford	43	71	46	H	Saint Mary's (CA)	76	74	65	H	Pacific	80	83	132	A	Loyola Marymount	53	60
										92	A	Washington St.	75	62	142	A	Portland St.	50	65
															145	A	Montana	56	62
															146	H	UC Irvine	80	57
															186	A	UC Riverside	67	59
															210	H	Southern Utah	68	45
															214	H	Cal St. Fullerton	75	51
															243	A	Sacramento St.	109	60
															251	A	San Francisco	70	68
															261	N	Nevada	84	68
															271	A	Hawaii	60	65
															336	H	Seattle U	76	59
LAST 12 Division I GAMES:																			
					145	A	Montana	56	62	146	H	UC Irvine	80	57					
					336	H	Seattle U	76	59	214	H	Cal St. Fullerton	75	51					
					243	A	Sacramento St.	109	60	271	A	Hawaii	60	65					
					261	N	Nevada	84	68	186	A	UC Riverside	67	59					
					132	A	Loyola Marymount	53	60	46	H	Saint Mary's (CA)	76	74					
					210	H	Southern Utah	68	45	251	A	San Francisco	70	68					

Non-Div I Games:	Dominican (CA)	92	42
------------------	----------------	----	----

UC Davi s

■ Loss, ■ Non-Conf, S Site, H Home A Away N Neutral

UC Irvine				Through Games Of Jan. 21, 2019							
Average RPI	Win:	237	WON-LOST	WINNING	LAST 10	STRENGTH OF	OPP. STRENGTH	TEAM	ADJ.	CONF.	ADJ CONF.
Average RPI	Loss:	125	RECORD	PCT. RANK	GAMES	SCHEDULE	OF SCHEDULE	RPI	RPI	RPI	RPI
DIV. I ONLY			11- 4	55	6-4	300	189	146	146	21	21
DIV. I NON-CONF.			9- 2	43	0- 0	310	199	128	128	21	21

TOTALS		RPI 1-25		RPI 26-50		W-L RECORDS		RPI 51-100		RPI 101-150	RPI 150+
11- 4		0- 1		0- 0		OVERALL		0- 0		2- 1	9- 2
5- 1		0- 0		0- 0		HOME		0- 0		0- 0	5- 1
4- 3		0- 1		0- 0		AWAY		0- 0		2- 1	2- 1
2- 0		0- 0		0- 0		NEUTRAL		0- 0		0- 0	2- 0
9- 2		0- 1		0- 0		NON-CONFERENCE		0- 0		2- 0	7- 1
4- 1		0- 0		0- 0		HOME		0- 0		0- 0	4- 1
3- 1		0- 1		0- 0		AWAY		0- 0		2- 0	1- 0
2- 0		0- 0		0- 0		NEUTRAL		0- 0		0- 0	2- 0
2- 2		0- 0		0- 0		CONFERENCE		0- 0		0- 1	2- 1
1- 0		0- 0		0- 0		HOME		0- 0		0- 0	1- 0
1- 2		0- 0		0- 0		AWAY		0- 0		0- 1	1- 1
0- 0		0- 0		0- 0		NEUTRAL		0- 0		0- 0	0- 0

RPI 1-25				RPI 26-50				RPI 51-100				RPI 101+ Team's RPI: 146			
RPI	S	Opponent	Score	RPI	S	Opponent	Score	RPI	S	Opponent	Score	RPI	S	Opponent	Score
3	A	Oregon	69 115									104	A	UC Davis	57 80
												128	A	Portland	84 69
												142	A	Portland St.	73 68
												154	H	CSUN	65 61
												159	N	Indiana St.	77 61
												186	A	UC Riverside	72 88
												206	H	San Diego St.	70 78
												210	H	Southern Utah	75 58
												229	H	UNLV	57 55
												270	H	CSU Bakersfield	85 78
												307	A	Cal Poly	75 59
												320	A	San Jose St.	74 66
												336	H	Seattle U	65 60
												351	N	LIU Brooklyn	84 71

LAST 12 Division I GAMES:															
104	A	UC Davis	57 80	186	A	UC Riverside	72 88								
128	A	Portland	84 69	154	H	CSUN	65 61								
206	H	San Diego St.	70 78	307	A	Cal Poly	75 59								
320	A	San Jose St.	74 66	336	H	Seattle U	65 60								
270	H	CSU Bakersfield	85 78	3	A	Oregon	69 115								
159	N	Indiana St.	77 61	142	A	Portland St.	73 68								

Non-Div I Games: LIFE Pacific 105 31

Average RPI Win:	212	WON-LOST	WINNING	LAST 10	STRENGTH OF	OPP. STRENGTH	TEAM	ADJ.	CONF.	ADJ CONF.
Average RPI Loss:	125	RECORD	PCT. RANK	GAMES	SCHEDULE	OF SCHEDULE	RPI	RPI	RPI	RPI
DIV. I ONLY	7- 11	234	5-5	123	164	186	186	21	21	
DIV. I NON-CONF.	6- 8	199	1- 0	132	138	161	161	21	21	

TOTALS	RPI 1-25	RPI 26-50	W-L RECORDS	RPI 51-100	RPI 101-150	RPI 150+				
7- 11	0- 2	0- 2	OVERALL	0- 1	1- 1	6- 5				
4- 2	0- 0	0- 0	HOME	0- 0	1- 1	3- 1				
2- 6	0- 1	0- 1	AWAY	0- 1	0- 0	2- 3				
1- 3	0- 1	0- 1	NEUTRAL	0- 0	0- 0	1- 1				
6- 8	0- 2	0- 2	NON-CONFERENCE	0- 1	0- 0	6- 3				
3- 0	0- 0	0- 0	HOME	0- 0	0- 0	3- 0				
2- 5	0- 1	0- 1	AWAY	0- 1	0- 0	2- 2				
1- 3	0- 1	0- 1	NEUTRAL	0- 0	0- 0	1- 1				
1- 3	0- 0	0- 0	CONFERENCE	0- 0	1- 1	0- 2				
1- 2	0- 0	0- 0	HOME	0- 0	1- 1	0- 1				
0- 1	0- 0	0- 0	AWAY	0- 0	0- 0	0- 1				
0- 0	0- 0	0- 0	NEUTRAL	0- 0	0- 0	0- 0				

RPI 1-25				RPI 26-50				RPI 51-100				RPI 101+				Team's RPI: 186	
RPI	S	Opponent	Score	RPI	S	Opponent	Score	RPI	S	Opponent	Score	RPI	S	Opponent	Score		
3	N	Oregon	44 94	31	N	Texas A&M	63 70	64	A	Oklahoma St.	51 76	104	H	UC Davis	59 67		
20	A	BYU	70 72	49	A	Southern California	55 73					146	H	UC Irvine	88 72		
												154	A	CSUN	56 69		
												176	N	Eastern Wash.	57 45		
												178	H	New Mexico St.	65 64		
												185	N	Milwaukee	54 56		
												205	H	Coastal Caro.	62 43		
												210	H	Southern Utah	56 50		
												218	A	Utah Valley	53 56		
												258	H	Long Beach St.	45 63		
												270	A	CSU Bakersfield	79 67		
												286	A	California Baptist	57 65		
												302	A	Weber St.	71 39		

LAST 12 Division I GAMES:																	
210	H	Southern Utah	56 50	154	A	CSUN	56 69										
218	A	Utah Valley	53 56	146	H	UC Irvine	88 72										
302	A	Weber St.	71 39	258	H	Long Beach St.	45 63										
176	N	Eastern Wash.	57 45	104	H	UC Davis	59 67										
31	N	Texas A&M	63 70	270	A	CSU Bakersfield	79 67										
286	A	California Baptist	57 65	178	H	New Mexico St.	65 64										

Non-Div I Games:

UC Riverside

Average RPI Win:	257	WON-LOST	WINNING	LAST 10	STRENGTH OF	OPP. STRENGTH	TEAM	ADJ.	CONF.	ADJ CONF.
Average RPI Loss:	164	RECORD	PCT. RANK	GAMES	SCHEDULE	OF SCHEDULE	RPI	RPI	RPI	RPI
DIV. I ONLY	4- 12	291	3-7	257	210	298	298	21	21	
DIV. I NON-CONF.	3- 10	278	1- 0	221	215	288	288	21	21	

TOTALS	RPI 1-25	RPI 26-50	W-L RECORDS	RPI 51-100	RPI 101-150	RPI 150+				
4- 12	0- 0	0- 3	OVERALL	0- 1	0- 1	4- 7				
2- 5	0- 0	0- 1	HOME	0- 0	0- 1	2- 3				
1- 7	0- 0	0- 2	AWAY	0- 1	0- 0	1- 4				
1- 0	0- 0	0- 0	NEUTRAL	0- 0	0- 0	1- 0				
3- 10	0- 0	0- 3	NON-CONFERENCE	0- 1	0- 1	3- 5				
1- 5	0- 0	0- 1	HOME	0- 0	0- 1	1- 3				
1- 5	0- 0	0- 2	AWAY	0- 1	0- 0	1- 2				
1- 0	0- 0	0- 0	NEUTRAL	0- 0	0- 0	1- 0				
1- 2	0- 0	0- 0	CONFERENCE	0- 0	0- 0	1- 2				
1- 0	0- 0	0- 0	HOME	0- 0	0- 0	1- 0				
0- 2	0- 0	0- 0	AWAY	0- 0	0- 0	0- 2				
0- 0	0- 0	0- 0	NEUTRAL	0- 0	0- 0	0- 0				

RPI 1-25				RPI 26-50				RPI 51-100				RPI 101+ Team's RPI: 298			
RPI	S	Opponent	Score	RPI	S	Opponent	Score	RPI	S	Opponent	Score	RPI	S	Opponent	Score
				30	A	Cal i forn i a	45 69	65	A	Paci fi c	53 69	132	H	Loyol a Marymount	57 70
				46	H	Sai nt Mary' s (CA)	55 80					154	A	CSUN	65 73
				49	A	Southern Cal i forn i a	39 82					178	H	New Mexico St.	73 81
												206	A	San Diego St.	63 58
												218	A	Utah Valley	54 63
												226	N	Dartmouth	62 56
												229	A	UNLV	51 69
												258	H	Long Beach St.	60 54
												270	H	CSU Bakersfi el d	48 56
												286	H	Cal i forn i a Bapti st	64 76
												307	A	Cal Poly	67 75
												337	H	Grand Canyon	66 55
LAST 12 Divi s i o n I GAMES:															
				226	N	Dartmouth	62 56	258	H	Long Beach St.	60 54				
				30	A	Cal i forn i a	45 69	307	A	Cal Poly	67 75				
				65	A	Paci fi c	53 69	154	A	CSUN	65 73				
				337	H	Grand Canyon	66 55	178	H	New Mexico St.	73 81				
				46	H	Sai nt Mary' s (CA)	55 80	206	A	San Di ego St.	63 58				
				229	A	UNLV	51 69	286	H	Cal i forn i a Bapti st	64 76				

Non-Di v I Games:

UC Santa Barbara

Average RPI Win:	161	WON-LOST	WINNING	LAST 10	STRENGTH OF	OPP. STRENGTH	TEAM	ADJ.	CONF.	ADJ CONF.
Average RPI Loss:	13	RECORD	PCT. RANK	GAMES	SCHEDULE	OF SCHEDULE	RPI	RPI	RPI	RPI
DIV. I ONLY	16- 2	12	9-1	104	45	17	17	9	9	
DIV. I NON-CONF.	11- 2	33	0- 0	105	18	20	20	9	9	

TOTALS	RPI 1-25	RPI 26-50	W-L RECORDS	RPI 51-100	RPI 101-150	RPI 150+				
16- 2	0- 2	0- 0	OVERALL	4- 0	5- 0	7- 0				
7- 0	0- 0	0- 0	HOME	2- 0	3- 0	2- 0				
8- 1	0- 1	0- 0	AWAY	2- 0	2- 0	4- 0				
1- 1	0- 1	0- 0	NEUTRAL	0- 0	0- 0	1- 0				
11- 2	0- 2	0- 0	NON-CONFERENCE	4- 0	2- 0	5- 0				
4- 0	0- 0	0- 0	HOME	2- 0	1- 0	1- 0				
6- 1	0- 1	0- 0	AWAY	2- 0	1- 0	3- 0				
1- 1	0- 1	0- 0	NEUTRAL	0- 0	0- 0	1- 0				
5- 0	0- 0	0- 0	CONFERENCE	0- 0	3- 0	2- 0				
3- 0	0- 0	0- 0	HOME	0- 0	2- 0	1- 0				
2- 0	0- 0	0- 0	AWAY	0- 0	1- 0	1- 0				
0- 0	0- 0	0- 0	NEUTRAL	0- 0	0- 0	0- 0				

RPI 1-25				Team's RPI: 17			
RPI	S	Opponent	Score				
6	N	Syracuse	52 57				
19	A	Central Mich.	68 75				

RPI 26-50			
RPI	S	Opponent	Score

RPI 51-100			
RPI	S	Opponent	Score
58	H	Villanova	71 56
65	H	Pacific	64 57
69	A	Quinnipiac	47 45
91	A	Pittsburgh	61 58

RPI 101+			
RPI	S	Opponent	Score
113	H	Cincinnati	56 55
122	A	South Fla.	62 49
129	H	Chattanooga	75 37
133	H	Tulsa	60 44
147	A	Duquesne	71 63
180	A	Mercer	76 42
191	A	Delaware	71 60
224	H	SMU	55 43
245	A	Stetson	78 55
257	A	Memphis	68 55
264	N	Liberty	53 45
282	H	Richmond	70 48

LAST 12 Division I GAMES:									
224	H	SMU	55	43	133	H	Tulsa	60	44
264	N	Liberty	53	45	113	H	Cincinnati	56	55
65	H	Pacific	64	57	122	A	South Fla.	62	49
147	A	Duquesne	71	63	257	A	Memphis	68	55
191	A	Delaware	71	60	69	A	Quinnipiac	47	45
129	H	Chattanooga	75	37	6	N	Syracuse	52	57

Non-Div I Games:

UCF

Average RPI Win:	134	WON-LOST	WINNING	LAST 10	STRENGTH OF	OPP. STRENGTH	TEAM	ADJ.	CONF.	ADJ CONF.
Average RPI Loss:	50	RECORD	PCT. RANK	GAMES	SCHEDULE	OF SCHEDULE	RPI	RPI	RPI	RPI
DIV. I ONLY	9- 9	165	6-4	4	65	56	56	2	2	
DIV. I NON-CONF.	7- 5	132	0- 0	30	144	80	80	2	2	

TOTALS	RPI 1-25	RPI 26-50	W-L RECORDS	RPI 51-100	RPI 101-150	RPI 150+				
9- 9	0- 3	2- 4	OVERALL	2- 0	3- 2	2- 0				
6- 4	0- 1	0- 3	HOME	2- 0	3- 0	1- 0				
3- 2	0- 1	2- 0	AWAY	0- 0	0- 1	1- 0				
0- 3	0- 1	0- 1	NEUTRAL	0- 0	0- 1	0- 0				
7- 5	0- 1	0- 2	NON-CONFERENCE	2- 0	3- 2	2- 0				
6- 1	0- 0	0- 1	HOME	2- 0	3- 0	1- 0				
1- 1	0- 0	0- 0	AWAY	0- 0	0- 1	1- 0				
0- 3	0- 1	0- 1	NEUTRAL	0- 0	0- 1	0- 0				
2- 4	0- 2	2- 2	CONFERENCE	0- 0	0- 0	0- 0				
0- 3	0- 1	0- 2	HOME	0- 0	0- 0	0- 0				
2- 1	0- 1	2- 0	AWAY	0- 0	0- 0	0- 0				
0- 0	0- 0	0- 0	NEUTRAL	0- 0	0- 0	0- 0				

RPI	S	Opponent	Score	RPI	S	Opponent	Score	RPI	S	Opponent	Score	RPI	S	Opponent	Score
3	H	Oregon	52 72	29	H	Indiana	65 67	64	H	Oklahoma St.	71 59	102	H	Rice	59 50
4	A	Stanford	80 86	30	A	California	84 79	73	H	Seton Hall	78 62	119	H	Georgia	80 69
25	N	Kentucky	74 75	38	H	Oregon St.	73 83					122	N	South Fla.	56 60
				44	N	North Carolina	49 83					131	H	Fresno St.	89 80
				49	A	Southern California	72 65					132	A	Loyola Marymount	63 69
				49	H	Southern California	67 72					307	H	Cal Poly	81 35
												335	A	UIC	78 47
LAST 12 Division I GAMES:															
				49	H	Southern California	67 72	3	H	Oregon	52 72				
				335	A	UIC	78 47	38	H	Oregon St.	73 83				
				64	H	Oklahoma St.	71 59	4	A	Stanford	80 86				
				131	H	Fresno St.	89 80	30	A	California	84 79				
				29	H	Indiana	65 67	49	A	Southern California	72 65				
				122	N	South Fla.	56 60	307	H	Cal Poly	81 35				

Non-Div I Games:

UCLA

U
C
o
n
n

U
C
o
n
n

UConn

UIC		Average RPI Win: 316	WON-LOST RECORD	WINNING PCT. RANK	LAST 10 GAMES	STRENGTH OF SCHEDULE	OPP. STRENGTH OF SCHEDULE	TEAM RPI	ADJ. RPI	CONF. RPI	ADJ CONF. RPI
Average RPI Loss: 179											
DIV. I ONLY	3- 15	319	1-9	303	199	335	335	20	20		
DIV. I NON-CONF.	2- 9	297	0- 0	270	216	323	323	18	18		

TOTALS	RPI 1-25	RPI 26-50	W-L RECORDS	RPI 51-100	RPI 101-150	RPI 150+					
3- 15	0- 1	0- 0	OVERALL	0- 4	0- 1	3- 9					
2- 6	0- 0	0- 0	HOME	0- 3	0- 0	2- 3					
1- 7	0- 1	0- 0	AWAY	0- 1	0- 1	1- 4					
0- 2	0- 0	0- 0	NEUTRAL	0- 0	0- 0	0- 2					
2- 9	0- 1	0- 0	NON-CONFERENCE	0- 3	0- 0	2- 5					
1- 3	0- 0	0- 0	HOME	0- 2	0- 0	1- 1					
1- 4	0- 1	0- 0	AWAY	0- 1	0- 0	1- 2					
0- 2	0- 0	0- 0	NEUTRAL	0- 0	0- 0	0- 2					
1- 6	0- 0	0- 0	CONFERENCE	0- 1	0- 1	1- 4					
1- 3	0- 0	0- 0	HOME	0- 1	0- 0	1- 2					
0- 3	0- 0	0- 0	AWAY	0- 0	0- 1	0- 2					
0- 0	0- 0	0- 0	NEUTRAL	0- 0	0- 0	0- 0					

RPI 1-25				RPI 26-50				RPI 51-100				RPI 101+ Team's RPI: 335			
RPI	S	Opponent	Score	RPI	S	Opponent	Score	RPI	S	Opponent	Score	RPI	S	Opponent	Score
15	A	Marquette	32 96					56	H	UCLA	47 78	121	A	Youngstown St.	29 81
								80	A	Northwestern	44 87	152	A	IUPUI	43 71
								81	H	Wright St.	46 79	159	A	Indiana St.	53 60
								97	H	Miami (OH)	56 65	184	A	Eastern Mich.	38 52
												223	H	Loyola Chicago	60 75
												266	A	Cleveland St.	53 71
												279	H	Northern Ky.	49 67
												296	H	Oakland	69 65
												309	H	Valparaiso	75 65
												312	N	Fairfield	60 68
												329	H	Detroit Mercy	36 42
												334	N	Jackson St.	57 72
												344	A	Evansville	62 54

LAST 12 Division I GAMES:															
152	A	IUPUI	43 71	329	H	Detroit Mercy	36 42								
334	N	Jackson St.	57 72	296	H	Oakland	69 65								
312	N	Fairfield	60 68	266	A	Cleveland St.	53 71								
56	H	UCLA	47 78	121	A	Youngstown St.	29 81								
159	A	Indiana St.	53 60	81	H	Wright St.	46 79								
344	A	Evansville	62 54	279	H	Northern Ky.	49 67								

Non-Div I Games:

UIC

Average RPI Win:	293	WON-LOST	WINNING	LAST 10	STRENGTH OF	OPP. STRENGTH	TEAM	ADJ.	CONF.	ADJ CONF.
Average RPI Loss:	178	RECORD	PCT. RANK	GAMES	SCHEDULE	OF SCHEDULE	RPI	RPI	RPI	RPI

DIV. I ONLY	4- 11	286	1-9	320	205	314	314	23	23
DIV. I NON-CONF.	4- 6	212	0- 0	321	229	286	286	23	23

TOTALS	RPI 1-25	RPI 26-50	W-L RECORDS	RPI 51-100	RPI 101-150	RPI 150+			
4- 11	0- 1	0- 0	OVERALL	0- 2	0- 2	4- 6			
0- 6	0- 0	0- 0	HOME	0- 1	0- 1	0- 4			
2- 5	0- 1	0- 0	AWAY	0- 1	0- 1	2- 2			
2- 0	0- 0	0- 0	NEUTRAL	0- 0	0- 0	2- 0			
4- 6	0- 1	0- 0	NON-CONFERENCE	0- 0	0- 2	4- 3			
0- 4	0- 0	0- 0	HOME	0- 0	0- 1	0- 3			
2- 2	0- 1	0- 0	AWAY	0- 0	0- 1	2- 0			
2- 0	0- 0	0- 0	NEUTRAL	0- 0	0- 0	2- 0			
0- 5	0- 0	0- 0	CONFERENCE	0- 2	0- 0	0- 3			
0- 2	0- 0	0- 0	HOME	0- 1	0- 0	0- 1			
0- 3	0- 0	0- 0	AWAY	0- 1	0- 0	0- 2			
0- 0	0- 0	0- 0	NEUTRAL	0- 0	0- 0	0- 0			

RPI 1-25	RPI 26-50	RPI 51-100	RPI 101+ Team's RPI: 314
RPI S Opponent Score	RPI S Opponent Score	RPI S Opponent Score	RPI S Opponent Score
24 A Maryland 61 92		68 A Maine 44 84	103 H Towson 62 71
		93 H Hartford 52 66	127 A American 42 64
			216 H UMES 67 73
			234 H Mt. St. Mary's 52 65
			252 N UTSA 72 58
			256 A Binghamton 45 67
			259 H Hofstra 42 45
			284 A Albany (NY) 44 64
			289 H UMass Lowell 55 67
			297 N Kennesaw St. 57 53
			305 A Coppin St. 57 52
			318 A Morgan St. 73 68
LAST 12 Division I GAMES:			
284 A Albany (NY) 44 64	256 A Binghamton 45 67		
259 H Hofstra 42 45	289 H UMass Lowell 55 67		
234 H Mt. St. Mary's 52 65	93 H Hartford 52 66		
24 A Maryland 61 92	68 A Maine 44 84		
127 A American 42 64	216 H UMES 67 73		
103 H Towson 62 71	318 A Morgan St. 73 68		

Non-Div I Games: Notre Dame (MD) 81 43 Eastern 81 42 Gettysburg 65 51

UMES				Through Games Of Jan. 21, 2019							
Average RPI Win:		294	WON-LOST RECORD	WINNING PCT. RANK	LAST 10 GAMES	STRENGTH OF SCHEDULE	OPP. STRENGTH OF SCHEDULE	TEAM RPI	ADJ. RPI	CONF. RPI	ADJ CONF. RPI
Average RPI Loss:		159									
DIV. I ONLY		7- 10	222	7-3	279	272	216	216	32	32	
DIV. I NON-CONF.		2- 9	297	0- 0	214	130	253	253	32	32	

TOTALS		RPI 1-25	RPI 26-50		W-L RECORDS		RPI 51-100		RPI 101-150		RPI 150+
7- 10		0- 1	0- 2		OVERALL		0- 1		0- 1		7- 5
2- 2		0- 0	0- 1		HOME		0- 0		0- 0		2- 1
5- 8		0- 1	0- 1		AWAY		0- 1		0- 1		5- 4
0- 0		0- 0	0- 0		NEUTRAL		0- 0		0- 0		0- 0
2- 9		0- 1	0- 2		NON-CONFERENCE		0- 1		0- 1		2- 4
0- 1		0- 0	0- 1		HOME		0- 0		0- 0		0- 0
2- 8		0- 1	0- 1		AWAY		0- 1		0- 1		2- 4
0- 0		0- 0	0- 0		NEUTRAL		0- 0		0- 0		0- 0
5- 1		0- 0	0- 0		CONFERENCE		0- 0		0- 0		5- 1
2- 1		0- 0	0- 0		HOME		0- 0		0- 0		2- 1
3- 0		0- 0	0- 0		AWAY		0- 0		0- 0		3- 0
0- 0		0- 0	0- 0		NEUTRAL		0- 0		0- 0		0- 0

RPI 1-25				RPI 26-50				RPI 51-100				RPI 101+ Team's RPI: 216			
RPI	S	Opponent	Score	RPI	S	Opponent	Score	RPI	S	Opponent	Score	RPI	S	Opponent	Score
6	A	Syracuse	51 96	35	A	Miami (FL)	53 71	83	A	Georgetown	55 74	115	A	Wake Forest	67 78
				36	H	Buffalo	63 69					198	A	George Mason	49 70
												221	H	Howard	80 72
												222	A	East Carolina	69 84
												234	A	Mt. St. Mary's	86 73
												268	H	N. C. A&T	49 51
												277	A	Bethune-Cookman	64 52
												282	A	Richmond	55 57
												314	A	UMBC	73 67
												318	A	Morgan St.	73 68
												345	A	Longwood	71 83
												346	A	Florida A&M	68 36
												349	H	N. C. Central	59 49

LAST 12 Division I GAMES:															
277	A	Bethune-Cookman	64 52	346	A	Florida A&M	68 36								
198	A	George Mason	49 70	268	H	N. C. A&T	49 51								
234	A	Mt. St. Mary's	86 73	349	H	N. C. Central	59 49								
35	A	Miami (FL)	53 71	221	H	Howard	80 72								
115	A	Wake Forest	67 78	318	A	Morgan St.	73 68								
6	A	Syracuse	51 96	314	A	UMBC	73 67								

Non-Div I Games: Regent 72 16 Cheyney 88 39

UMES

■ Loss,
 ■ Non-Conf,
 ■ S Site,
 ■ H Home
 ■ A Away
 N Neutral

UMKC		Average RPI Win: 262	WON-LOST RECORD	WINNING PCT. RANK	LAST 10 GAMES	STRENGTH OF SCHEDULE	OPP. STRENGTH OF SCHEDULE	TEAM RPI	ADJ. RPI	CONF. RPI	ADJ CONF. RPI
		Average RPI Loss: 140									
DIV. I ONLY		7- 8		193	7-3	218	278	192	192	29	29
DIV. I NON-CONF.		4- 7		228	0- 0	96	231	178	178	30	30

TOTALS	RPI 1-25		RPI 26-50		W-L RECORDS	RPI 51-100		RPI 101-150		RPI 150+	
7- 8	0- 0		0- 2		OVERALL	0- 1		1- 1		6- 4	
3- 3	0- 0		0- 0		HOME	0- 0		1- 0		2- 3	
4- 5	0- 0		0- 2		AWAY	0- 1		0- 1		4- 1	
0- 0	0- 0		0- 0		NEUTRAL	0- 0		0- 0		0- 0	
4- 7	0- 0		0- 2		NON-CONFERENCE	0- 1		1- 1		3- 3	
2- 2	0- 0		0- 0		HOME	0- 0		1- 0		1- 2	
2- 5	0- 0		0- 2		AWAY	0- 1		0- 1		2- 1	
0- 0	0- 0		0- 0		NEUTRAL	0- 0		0- 0		0- 0	
3- 1	0- 0		0- 0		CONFERENCE	0- 0		0- 0		3- 1	
1- 1	0- 0		0- 0		HOME	0- 0		0- 0		1- 1	
2- 0	0- 0		0- 0		AWAY	0- 0		0- 0		2- 0	
0- 0	0- 0		0- 0		NEUTRAL	0- 0		0- 0		0- 0	

RPI 1-25				RPI 26-50				RPI 51-100				RPI 101+ Team's RPI: 192			
RPI	S	Opponent	Score	RPI	S	Opponent	Score	RPI	S	Opponent	Score	RPI	S	Opponent	Score
				34	A	Missouri	59 66	74	A	Kansas	55 67	134	H	Louisiana Tech	80 70
				42	A	Kansas St.	50 61					149	A	Denver	75 92
												169	A	Oral Roberts	64 75
												183	H	Illinois St.	55 62
												198	H	George Mason	84 91
												199	H	SIUE	80 75
												223	A	Loyola Chicago	88 74
												270	H	CSU Bakersfield	57 67
												286	A	California Baptist	78 74
												311	A	North Dakota St.	69 59
												337	H	Grand Canyon	73 45
												343	A	Chicago St.	111 58

LAST 12 Division I GAMES:															
				337	H	Grand Canyon	73 45	270	H	CSU Bakersfield	57 67				
				223	A	Loyola Chicago	88 74	286	A	California Baptist	78 74				
				34	A	Missouri	59 66	343	A	Chicago St.	111 58				
				311	A	North Dakota St.	69 59	183	H	Illinois St.	55 62				
				198	H	George Mason	84 91	134	H	Louisiana Tech	80 70				
				169	A	Oral Roberts	64 75	199	H	SIUE	80 75				

Non-Div I Games: Peru St. 98 62 Mo.-St. Louis 92 63

UMKC

■ Loss,
 ■ Non-Conf, S Site,
 ■ Home
 ■ Away
 N Neutral

Average RPI Win:	285	WON-LOST	WINNING	LAST 10	STRENGTH OF	OPP. STRENGTH	TEAM	ADJ.	CONF.	ADJ CONF.
Average RPI Loss:	192	RECORD	PCT. RANK	GAMES	SCHEDULE	OF SCHEDULE	RPI	RPI	RPI	RPI
DIV. I ONLY	5- 13	282	3-7	260	322	289	289	23	23	
DIV. I NON-CONF.	3- 9	271	0- 0	242	329	284	284	23	23	

TOTALS	RPI 1-25	RPI 26-50	W-L RECORDS	RPI 51-100	RPI 101-150	RPI 150+				
5- 13	0- 1	0- 0	OVERALL	0- 3	0- 1	5- 8				
2- 5	0- 0	0- 0	HOME	0- 2	0- 0	2- 3				
3- 8	0- 1	0- 0	AWAY	0- 1	0- 1	3- 5				
0- 0	0- 0	0- 0	NEUTRAL	0- 0	0- 0	0- 0				
3- 9	0- 1	0- 0	NON-CONFERENCE	0- 2	0- 0	3- 6				
1- 3	0- 0	0- 0	HOME	0- 1	0- 0	1- 2				
2- 6	0- 1	0- 0	AWAY	0- 1	0- 0	2- 4				
0- 0	0- 0	0- 0	NEUTRAL	0- 0	0- 0	0- 0				
2- 4	0- 0	0- 0	CONFERENCE	0- 1	0- 1	2- 2				
1- 2	0- 0	0- 0	HOME	0- 1	0- 0	1- 1				
1- 2	0- 0	0- 0	AWAY	0- 0	0- 1	1- 1				
0- 0	0- 0	0- 0	NEUTRAL	0- 0	0- 0	0- 0				

RPI 1-25				RPI 26-50				RPI 51-100				RPI 101+				Team's RPI: 289
RPI	S	Opponent	Score	RPI	S	Opponent	Score	RPI	S	Opponent	Score	RPI	S	Opponent	Score	
21	A	Butler	36 89					73	A	Seton Hall I	57 90	144	A	Stony Brook	56 76	
								87	H	Provi dence	47 71	181	A	Massachusetts	62 59	
								93	H	Hartford	44 66	200	A	Cornell I	54 63	
												226	A	Dartmouth	54 70	
												227	A	Holy Cross	54 63	
												232	H	Colgate	52 61	
												274	H	Vermont	54 51	
												280	H	Bryant	57 58	
												284	A	Albany (NY)	56 63	
												303	H	Saint Peter's	59 57	
												308	H	New Hampshire	53 56	
												314	A	UMBC	67 55	
												318	A	Morgan St.	49 61	
												351	A	LIU Brooklyn	69 64	
LAST 12 Division I GAMES:																
				93	H	Hartford	44 66					284	A	Albany (NY)	56 63	
				181	A	Massachusetts	62 59					314	A	UMBC	67 55	
				226	A	Dartmouth	54 70					308	H	New Hampshire	53 56	
				87	H	Provi dence	47 71					144	A	Stony Brook	56 76	
				232	H	Colgate	52 61					274	H	Vermont	54 51	
				227	A	Holy Cross	54 63					318	A	Morgan St.	49 61	

Non-Div I Games: Fisher 79 45

UMass Lowell

Average RPI Win:	246	WON-LOST	WINNING	LAST 10	STRENGTH OF	OPP. STRENGTH	TEAM	ADJ.	CONF.	ADJ CONF.
Average RPI Loss:	155	RECORD	PCT. RANK	GAMES	SCHEDULE	OF SCHEDULE	RPI	RPI	RPI	RPI
DIV. I ONLY	7- 9	205	4-6	159	311	195	195	28	28	
DIV. I NON-CONF.	4- 6	212	0- 0	134	275	204	204	29	29	

TOTALS	RPI 1-25	RPI 26-50	W-L RECORDS	RPI 51-100	RPI 101-150	RPI 150+				
7- 9	0- 0	0- 1	OVERALL	0- 1	1- 2	6- 5				
6- 1	0- 0	0- 0	HOME	0- 0	1- 0	5- 1				
1- 8	0- 0	0- 1	AWAY	0- 1	0- 2	1- 4				
0- 0	0- 0	0- 0	NEUTRAL	0- 0	0- 0	0- 0				
4- 6	0- 0	0- 1	NON-CONFERENCE	0- 1	1- 1	3- 3				
4- 0	0- 0	0- 0	HOME	0- 0	1- 0	3- 0				
0- 6	0- 0	0- 1	AWAY	0- 1	0- 1	0- 3				
0- 0	0- 0	0- 0	NEUTRAL	0- 0	0- 0	0- 0				
3- 3	0- 0	0- 0	CONFERENCE	0- 0	0- 1	3- 2				
2- 1	0- 0	0- 0	HOME	0- 0	0- 0	2- 1				
1- 2	0- 0	0- 0	AWAY	0- 0	0- 1	1- 1				
0- 0	0- 0	0- 0	NEUTRAL	0- 0	0- 0	0- 0				

RPI	S	Opponent	Score	RPI	S	Opponent	Score	RPI	S	Opponent	Score	RPI	S	Opponent	Score	Team's RPI: 195
45	A	Tennessee	46 73	70	A	Middle Tenn.	46 67	107	A	Tennessee Tech	53 60	138	A	Radford	46 60	
								148	H	Davidsen	69 56	156	H	High Point	67 56	
								170	A	Charlotte	53 70	180	A	Mercer	47 61	
								207	H	Hampton	58 61	233	A	Gardner-Webb	59 69	
								237	H	ETSU	56 55	244	H	Campbell	60 52	
								247	A	Furman	47 58	273	H	Wofford	60 46	
								326	H	Western Caro.	74 49	340	A	USC Upstate	93 86	

LAST 12 Division I GAMES:																
156	H	High Point	67 56	340	A	USC Upstate	93 86									
70	A	Middle Tenn.	46 67	244	H	Campbell	60 52									
107	A	Tennessee Tech	53 60	233	A	Gardner-Webb	59 69									
237	H	ETSU	56 55	207	H	Hampton	58 61									
247	A	Furman	47 58	138	A	Radford	46 60									
273	H	Wofford	60 46	180	A	Mercer	47 61									

Non-Div I Games: Warren Wilson 92 31

UNC Asheville

Average RPI Win:	225	WON-LOST	WINNING	LAST 10	STRENGTH OF	OPP. STRENGTH	TEAM	ADJ.	CONF.	ADJ CONF.
Average RPI Loss:	195	RECORD	PCT. RANK	GAMES	SCHEDULE	OF SCHEDULE	RPI	RPI	RPI	RPI
DIV. I ONLY	3- 12	307	3-7	269	260	321	321	24	24	
DIV. I NON-CONF.	2- 9	297	0- 0	271	204	318	318	25	25	

TOTALS	RPI 1-25	RPI 26-50	W-L RECORDS	RPI 51-100	RPI 101-150	RPI 150+				
3- 12	0- 0	0- 1	OVERALL	0- 1	0- 1	3- 9				
2- 2	0- 0	0- 0	HOME	0- 0	0- 0	2- 2				
0- 9	0- 0	0- 1	AWAY	0- 0	0- 1	0- 7				
1- 1	0- 0	0- 0	NEUTRAL	0- 1	0- 0	1- 0				
2- 9	0- 0	0- 1	NON-CONFERENCE	0- 1	0- 1	2- 6				
1- 1	0- 0	0- 0	HOME	0- 0	0- 0	1- 1				
0- 7	0- 0	0- 1	AWAY	0- 0	0- 1	0- 5				
1- 1	0- 0	0- 0	NEUTRAL	0- 1	0- 0	1- 0				
1- 3	0- 0	0- 0	CONFERENCE	0- 0	0- 0	1- 3				
1- 1	0- 0	0- 0	HOME	0- 0	0- 0	1- 1				
0- 2	0- 0	0- 0	AWAY	0- 0	0- 0	0- 2				
0- 0	0- 0	0- 0	NEUTRAL	0- 0	0- 0	0- 0				

RPI 1-25				RPI 26-50				RPI 51-100				RPI 101+ Team's RPI: 321			
RPI	S	Opponent	Score	RPI	S	Opponent	Score	RPI	S	Opponent	Score	RPI	S	Opponent	Score
				44	A	North Carolina	62 83	73	N	Seton Hall I	64 71	109	A	Appalachian St.	65 68
												156	A	High Point	75 82
												177	A	Georgia St.	63 70
												180	H	Mercer	58 71
												184	N	Eastern Mich.	49 44
												205	H	Coastal Caro.	71 78
												228	H	Samford	55 54
												244	A	Campbell	49 53
												247	A	Furman	61 64
												264	H	Liberty	48 45
												273	A	Wofford	66 93
												282	A	Richmond	48 59
												349	A	N.C. Central	57 66
LAST 12 Division I GAMES:															
				180	H	Mercer	58 71	228	H	Samford	55 54				
				184	N	Eastern Mich.	49 44	273	A	Wofford	66 93				
				264	H	Liberty	48 45	247	A	Furman	61 64				
				349	A	N.C. Central	57 66	282	A	Richmond	48 59				
				44	A	North Carolina	62 83	205	H	Coastal Caro.	71 78				
				156	A	High Point	75 82	73	N	Seton Hall I	64 71				

Non-Div I Games: Pfeiffer 92 23 UNC Pembroke 72 32 Lees-McRae 92 36 Young Harris 62 29
UNC Greensboro

Average RPI	Win:	248	WON-LOST	WINNING	LAST 10	STRENGTH OF	OPP. STRENGTH	TEAM	ADJ.	CONF.	ADJ CONF.
Average RPI	Loss:	90	RECORD	PCT. RANK	GAMES	SCHEDULE	OF SCHEDULE	RPI	RPI	RPI	RPI
DIV. I ONLY		9- 5		97	7-3	189	264	117	117	10	10
DIV. I NON-CONF.		5- 4		139	0- 0	264	300	172	172	13	13
<hr/>											
TOTALS	RPI 1-25		RPI 26-50		W-L RECORDS	RPI 51-100		RPI 101-150		RPI 150+	
9- 5	0- 0		0- 2		OVERALL	1- 1		1- 2		7- 0	
6- 0	0- 0		0- 0		HOME	1- 0		1- 0		4- 0	
3- 5	0- 0		0- 2		AWAY	0- 1		0- 2		3- 0	
0- 0	0- 0		0- 0		NEUTRAL	0- 0		0- 0		0- 0	
5- 4	0- 0		0- 2		NON-CONFERENCE	0- 1		0- 1		5- 0	
3- 0	0- 0		0- 0		HOME	0- 0		0- 0		3- 0	
2- 4	0- 0		0- 2		AWAY	0- 1		0- 1		2- 0	
0- 0	0- 0		0- 0		NEUTRAL	0- 0		0- 0		0- 0	
4- 1	0- 0		0- 0		CONFERENCE	1- 0		1- 1		2- 0	
3- 0	0- 0		0- 0		HOME	1- 0		1- 0		1- 0	
1- 1	0- 0		0- 0		AWAY	0- 0		0- 1		1- 0	
0- 0	0- 0		0- 0		NEUTRAL	0- 0		0- 0		0- 0	

RPI 1-25				RPI 26-50				RPI 51-100				RPI 101+ Team's RPI: 117			
RPI	S	Opponent	Score	RPI	S	Opponent	Score	RPI	S	Opponent	Score	RPI	S	Opponent	Score
				39	A	Ohio	72 95	59	H	James Madison	66 63	103	H	Towson	77 73
				44	A	North Carolina	55 82	91	A	Pittsburgh	56 60	126	A	VCU	47 58
												150	A	William & Mary	64 70
												189	A	Elon	75 70
												222	A	East Carolina	71 68
												294	H	Col. of Charleston	71 49
												330	H	Presbyterian	63 48
												337	H	Grand Canyon	77 55
												345	H	Longwood	35 33
												349	A	N. C. Central	89 82
<hr/>															
LAST 12 Division I GAMES:															
				103	H	Towson	77 73	59	H	James Madison	66 63				
				91	A	Pittsburgh	56 60	189	A	Elon	75 70				
				44	A	North Carolina	55 82	150	A	William & Mary	64 70				
				126	A	VCU	47 58	294	H	Col. of Charleston	71 49				
				349	A	N. C. Central	89 82	222	A	East Carolina	71 68				
				337	H	Grand Canyon	77 55	345	H	Longwood	35 33				

Non-Div I Games: Fayetteville St. 72 54 Belmont Abbey 74 58

UNCW

Loss, Non-Conf, S Site, H Home A Away N Neutral

Average RPI Win:	210	WON-LOST	WINNING	LAST 10	STRENGTH OF	OPP. STRENGTH	TEAM	ADJ.	CONF.	ADJ CONF.
Average RPI Loss:	60	RECORD	PCT. RANK	GAMES	SCHEDULE	OF SCHEDULE	RPI	RPI	RPI	RPI
DIV. I ONLY	9- 7	136	6-4	51	131	79	79	12	12	
DIV. I NON-CONF.	6- 5	143	0- 1	67	60	67	67	14	14	

TOTALS	RPI 1-25	RPI 26-50	W-L RECORDS	RPI 51-100	RPI 101-150	RPI 150+				
9- 7	0- 3	0- 1	OVERALL	1- 2	0- 0	8- 1				
6- 1	0- 1	0- 0	HOME	1- 0	0- 0	5- 0				
3- 5	0- 2	0- 1	AWAY	0- 1	0- 0	3- 1				
0- 1	0- 0	0- 0	NEUTRAL	0- 1	0- 0	0- 0				
6- 5	0- 2	0- 1	NON-CONFERENCE	1- 2	0- 0	5- 0				
4- 0	0- 0	0- 0	HOME	1- 0	0- 0	3- 0				
2- 4	0- 2	0- 1	AWAY	0- 1	0- 0	2- 0				
0- 1	0- 0	0- 0	NEUTRAL	0- 1	0- 0	0- 0				
3- 2	0- 1	0- 0	CONFERENCE	0- 0	0- 0	3- 1				
2- 1	0- 1	0- 0	HOME	0- 0	0- 0	2- 0				
1- 1	0- 0	0- 0	AWAY	0- 0	0- 0	1- 1				
0- 0	0- 0	0- 0	NEUTRAL	0- 0	0- 0	0- 0				

RPI 1-25				RPI 26-50				RPI 51-100				Team's RPI: 79				RPI 101+			
RPI	S	Opponent	Score	RPI	S	Opponent	Score	RPI	S	Opponent	Score	RPI	S	Opponent	Score	RPI	S	Opponent	Score
11	H	Drake	64 88	42	A	Kansas St.	62 72	62	N	Boise St.	60 61	152	A	IUPUI	53 40				
12	A	Iowa	57 83					67	H	Creighton	65 55	173	A	Bradley	81 78				
15	A	Marquette	61 102					95	A	Northern Ill.	59 70	183	A	Illinois St.	64 66				
												191	H	Delaware	79 67				
												217	H	North Dakota	64 60				
												223	H	Loyol a Chi cago	64 52				
												258	A	Long Beach St.	71 64				
												299	H	Omaha	79 50				
												309	H	Val parai so	71 52				
LAST 12 Division I GAMES:																			
95	A	Northern Ill.	59 70	15	A	Marquette	61 102												
42	A	Kansas St.	62 72	11	H	Drake	64 88												
299	H	Omaha	79 50	223	H	Loyol a Chi cago	64 52												
12	A	Iowa	57 83	309	H	Val parai so	71 52												
217	H	North Dakota	64 60	173	A	Bradley	81 78												
152	A	IUPUI	53 40	183	A	Illinois St.	64 66												

Average RPI Win:	218	WON-LOST	WINNING	LAST 10	STRENGTH OF	OPP. STRENGTH	TEAM	ADJ.	CONF.	ADJ CONF.
Average RPI Loss:	126	RECORD	PCT. RANK	GAMES	SCHEDULE	OF SCHEDULE	RPI	RPI	RPI	RPI
DIV. I ONLY	5- 11	259	4-6	131	121	229	229	13	13	
DIV. I NON-CONF.	2- 9	297	0- 1	85	182	269	269	11	11	

TOTALS	RPI 1-25	RPI 26-50	W-L RECORDS	RPI 51-100	RPI 101-150	RPI 150+				
5- 11	0- 1	1- 1	OVERALL	0- 4	0- 2	4- 3				
4- 5	0- 1	1- 1	HOME	0- 2	0- 0	3- 1				
1- 6	0- 0	0- 0	AWAY	0- 2	0- 2	1- 2				
0- 0	0- 0	0- 0	NEUTRAL	0- 0	0- 0	0- 0				
2- 9	0- 1	0- 1	NON-CONFERENCE	0- 3	0- 2	2- 2				
2- 5	0- 1	0- 1	HOME	0- 2	0- 0	2- 1				
0- 4	0- 0	0- 0	AWAY	0- 1	0- 2	0- 1				
0- 0	0- 0	0- 0	NEUTRAL	0- 0	0- 0	0- 0				
3- 2	0- 0	1- 0	CONFERENCE	0- 1	0- 0	2- 1				
2- 0	0- 0	1- 0	HOME	0- 0	0- 0	1- 0				
1- 2	0- 0	0- 0	AWAY	0- 1	0- 0	1- 1				
0- 0	0- 0	0- 0	NEUTRAL	0- 0	0- 0	0- 0				

RPI 1-25				RPI 26-50				RPI 51-100				RPI 101+ Team's RPI: 229			
RPI	S	Opponent	Score	RPI	S	Opponent	Score	RPI	S	Opponent	Score	RPI	S	Opponent	Score
10	H	Gonzaga	59 70	41	H	New Mexico	66 57	51	A	Duke	38 66	142	A	Portland St.	49 58
				49	H	Southern California	72 86	70	H	Middle Tenn.	62 66	146	A	UC Irvine	55 57
								78	A	Wyoming	62 90	187	A	Colorado St.	49 52
								81	H	Wright St.	52 68	213	H	Florida	56 53
												219	H	Air Force	66 56
												271	H	Hawaii	61 66
												298	H	UC Santa Barbara	69 51
												304	A	South Carolina St.	49 58
												320	A	San Jose St.	53 43
LAST 12 Division I GAMES:															
304	A	South Carolina St.	49 58	213	H	Florida	56 53	70	H	Middle Tenn.	62 66				
187	A	Colorado St.	49 52	320	A	San Jose St.	53 43	219	H	Air Force	66 56				
271	H	Hawaii	61 66	41	H	New Mexico	66 57	78	A	Wyoming	62 90				
142	A	Portland St.	49 58												
51	A	Duke	38 66												
49	H	Southern California	72 86												

Non-Div I Games:

UNLV

Average RPI Win: 308

Average RPI Loss: 232

WON-LOST
RECORDWINNING
PCT. RANKLAST 10
GAMESSTRENGTH OF
SCHEDULEOPP. STRENGTH
OF SCHEDULETEAM
RPIADJ.
RPICONF.
RPIADJ CONF.
RPIDIV. I ONLY
DIV. I NON-CONF.2- 11
1- 7327
3193-7
0- 0333
320339
334340
334340
33428
2928
29

TOTALS

RPI 1-25

RPI 26-50

W-L RECORDS

RPI 51-100

RPI 101-150

RPI 150+

2- 11

0- 0

0- 0

OVERALL

0- 2

0- 0

2- 9

0- 3

0- 0

0- 0

HOME

0- 0

0- 0

0- 3

2- 8

0- 0

0- 0

AWAY

0- 2

0- 0

2- 6

0- 0

0- 0

0- 0

NEUTRAL

0- 0

0- 0

0- 0

1- 7

0- 0

0- 0

NON-CONFERENCE

0- 2

0- 0

1- 5

0- 0

0- 0

0- 0

HOME

0- 0

0- 0

0- 0

1- 7

0- 0

0- 0

AWAY

0- 2

0- 0

1- 5

0- 0

0- 0

0- 0

NEUTRAL

0- 0

0- 0

0- 0

1- 4

0- 0

0- 0

CONFERENCE

0- 0

0- 0

1- 4

0- 3

0- 0

0- 0

HOME

0- 0

0- 0

0- 3

1- 1

0- 0

0- 0

AWAY

0- 0

0- 0

1- 1

0- 0

0- 0

0- 0

NEUTRAL

0- 0

0- 0

0- 0

RPI 1-25

RPI 26-50

RPI 51-100

RPI 101+

Team's RPI: 340

RPI S Opponent Score

RPI S Opponent Score

RPI S Opponent Score

RPI S Opponent Score

71 A Virginia Tech 45 96

72 A Nebraska 64 87

156 H High Point 61 87

195 H UNC Asheville 86 93

222 A East Carolina 53 63

247 A Furman 67 78

267 A Winthrop 76 50

299 A Omaha 69 96

304 A South Carolina St. 66 71

326 A Western Caro. 64 68

330 A Presbyterian 54 70

333 H Charleston So. 75 78

349 A N.C. Central 82 63

LAST 12 Division I GAMES:

333	H	Charleston So.	75	78	195	H	UNC Asheville	86	93
304	A	South Carolina St.	66	71	330	A	Presbyterian	54	70
349	A	N.C. Central	82	63	267	A	Winthrop	76	50
247	A	Furman	67	78	156	H	High Point	61	87
72	A	Nebraska	64	87	222	A	East Carolina	53	63
299	A	Omaha	69	96	326	A	Western Caro.	64	68

U
S
C
U
p
s
t
a
t
eU
S
C
U
p
s
t
a
t
e

Non-Div I Games:

Brevard

71 53

Converse

69 51

UNKNOWN

101 53

USC Upstate

Average RPI Win:	215	WON-LOST	WINNING	LAST 10	STRENGTH OF	OPP. STRENGTH	TEAM	ADJ.	CONF.	ADJ CONF.
Average RPI Loss:	102	RECORD	PCT. RANK	GAMES	SCHEDULE	OF SCHEDULE	RPI	RPI	RPI	RPI
DIV. I ONLY	12- 5	68	7-3	258	109	124	124	14	14	
DIV. I NON-CONF.	8- 3	71	0- 0	280	140	140	140	15	15	

TOTALS	RPI 1-25	RPI 26-50	W-L RECORDS	RPI 51-100	RPI 101-150	RPI 150+				
12- 5	0- 0	0- 2	OVERALL	0- 0	2- 2	10- 1				
5- 2	0- 0	0- 2	HOME	0- 0	1- 0	4- 0				
7- 3	0- 0	0- 0	AWAY	0- 0	1- 2	6- 1				
0- 0	0- 0	0- 0	NEUTRAL	0- 0	0- 0	0- 0				
8- 3	0- 0	0- 2	NON-CONFERENCE	0- 0	1- 1	7- 0				
3- 2	0- 0	0- 2	HOME	0- 0	0- 0	3- 0				
5- 1	0- 0	0- 0	AWAY	0- 0	1- 1	4- 0				
0- 0	0- 0	0- 0	NEUTRAL	0- 0	0- 0	0- 0				
4- 2	0- 0	0- 0	CONFERENCE	0- 0	1- 1	3- 1				
2- 0	0- 0	0- 0	HOME	0- 0	1- 0	1- 0				
2- 2	0- 0	0- 0	AWAY	0- 0	0- 1	2- 1				
0- 0	0- 0	0- 0	NEUTRAL	0- 0	0- 0	0- 0				

RPI	S	Opponent	Score	RPI	S	Opponent	Score	RPI	S	Opponent	Score	RPI	S	Opponent	Score
49	H	Southern California	61 73	50	H	Arkansas	65 66					101	A	Little Rock	65 68
												109	H	Appalachian St.	99 94
												116	A	Houston	65 61
												131	A	Fresno St.	61 70
												160	H	Grambling	78 54
												165	A	Arkansas St.	100 73
												169	A	Oral Roberts	80 62
												177	A	Georgia St.	48 50
												205	H	Coastal Caro.	79 53
												224	A	SMU	66 41
												251	A	San Francisco	80 73
												252	H	UTSA	53 48
												281	A	Ga. Southern	74 53
												316	A	Incarnate Word	97 49
												334	H	Jackson St.	99 63
LAST 12 Division I GAMES:															
101	A	Little Rock	65 68	165	A	Arkansas St.	100 73								
49	H	Southern California	61 73	205	H	Coastal Caro.	79 53								
252	H	UTSA	53 48	109	H	Appalachian St.	99 94								
116	A	Houston	65 61	281	A	Ga. Southern	74 53								
169	A	Oral Roberts	80 62	177	A	Georgia St.	48 50								
316	A	Incarnate Word	97 49	224	A	SMU	66 41								

Non-Div I Games:

UT Arlington

UT Martin				Through Games Of Jan. 21, 2019							
Average RPI	Win:	246	WON-LOST	WINNING	LAST 10	STRENGTH OF	OPP. STRENGTH	TEAM	ADJ.	CONF.	ADJ CONF.
Average RPI	Loss:	130	RECORD	PCT. RANK	GAMES	SCHEDULE	OF SCHEDULE	RPI	RPI	RPI	RPI
DIV. I ONLY			10- 5	83	7-3	293	173	143	143	22	22
DIV. I NON-CONF.			6- 3	91	0- 0	244	65	96	96	20	20
<hr/>											
TOTALS		RPI 1-25	RPI 26-50		W-L RECORDS		RPI 51-100	RPI 101-150		RPI 150+	
10- 5	0- 1	0- 0		OVERALL		0- 1	1- 0		9- 3		
6- 0	0- 0	0- 0		HOME		0- 0	0- 0		6- 0		
4- 5	0- 1	0- 0		AWAY		0- 1	1- 0		3- 3		
0- 0	0- 0	0- 0		NEUTRAL		0- 0	0- 0		0- 0		
6- 3	0- 1	0- 0		NON-CONFERENCE		0- 1	1- 0		5- 1		
4- 0	0- 0	0- 0		HOME		0- 0	0- 0		4- 0		
2- 3	0- 1	0- 0		AWAY		0- 1	1- 0		1- 1		
0- 0	0- 0	0- 0		NEUTRAL		0- 0	0- 0		0- 0		
4- 2	0- 0	0- 0		CONFERENCE		0- 0	0- 0		4- 2		
2- 0	0- 0	0- 0		HOME		0- 0	0- 0		2- 0		
2- 2	0- 0	0- 0		AWAY		0- 0	0- 0		2- 2		
0- 0	0- 0	0- 0		NEUTRAL		0- 0	0- 0		0- 0		

RPI 1-25				RPI 26-50				RPI 51-100				RPI 101+ Team's RPI: 143			
RPI	S	Opponent	Score	RPI	S	Opponent	Score	RPI	S	Opponent	Score	RPI	S	Opponent	Score
5	A	Louisville	62 102					80	A	Northwestern	64 90	129	A	Chattanooga	81 79
												152	A	IUPUI	72 73
												164	A	Morehead St.	75 85
												165	H	Arkansas St.	97 91
												168	H	Southern Ill.	95 94
												220	A	Southeast Mo. St.	80 73
												228	H	Samford	89 68
												250	A	Eastern Ill.	71 77
												285	H	Murray St.	75 67
												300	H	Mississippi Val.	110 51
												313	H	Austin Peay	74 65
												325	A	Eastern Ky.	87 61
												331	A	Lipscomb	62 53

LAST 12 Division I GAMES:															
164	A	Morehead St.	75 85	325	A	Eastern Ky.	87 61								
331	A	Lipscomb	62 53	313	H	Austin Peay	74 65								
5	A	Louisville	62 102	285	H	Murray St.	75 67								
129	A	Chattanooga	81 79	220	A	Southeast Mo. St.	80 73								
80	A	Northwestern	64 90	250	A	Eastern Ill.	71 77								
165	H	Arkansas St.	97 91	300	H	Mississippi Val.	110 51								

Non-Div I Games: Ala.-Huntsville 100 69 Christian Bros. 108 82

Average RPI Win:	278	WON-LOST	WINNING	LAST 10	STRENGTH OF	OPP. STRENGTH	TEAM	ADJ.	CONF.	ADJ CONF.
Average RPI Loss:	150	RECORD	PCT. RANK	GAMES	SCHEDULE	OF SCHEDULE	RPI	RPI	RPI	RPI
DIV. I ONLY	4- 14	301	2-8	89	331	265	265	16	16	
DIV. I NON-CONF.	3- 10	278	0- 0	149	332	297	297	19	19	

TOTALS	RPI 1-25	RPI 26-50	W-L RECORDS	RPI 51-100	RPI 101-150	RPI 150+				
4- 14	0- 0	0- 1	OVERALL	0- 2	0- 3	4- 8				
2- 7	0- 0	0- 0	HOME	0- 1	0- 1	2- 5				
1- 6	0- 0	0- 1	AWAY	0- 1	0- 2	1- 2				
1- 1	0- 0	0- 0	NEUTRAL	0- 0	0- 0	1- 1				
3- 10	0- 0	0- 1	NON-CONFERENCE	0- 1	0- 2	3- 6				
2- 5	0- 0	0- 0	HOME	0- 0	0- 1	2- 4				
0- 4	0- 0	0- 1	AWAY	0- 1	0- 1	0- 1				
1- 1	0- 0	0- 0	NEUTRAL	0- 0	0- 0	1- 1				
1- 4	0- 0	0- 0	CONFERENCE	0- 1	0- 1	1- 2				
0- 2	0- 0	0- 0	HOME	0- 1	0- 0	0- 1				
1- 2	0- 0	0- 0	AWAY	0- 0	0- 1	1- 1				
0- 0	0- 0	0- 0	NEUTRAL	0- 0	0- 0	0- 0				

U
T
E
PU
T
E
P

RPI 1-25				RPI 26-50				RPI 51-100				RPI 101+ Team's RPI: 265			
RPI	S	Opponent	Score	RPI	S	Opponent	Score	RPI	S	Opponent	Score	RPI	S	Opponent	Score
				41	A	New Mexico	51 69					102	A	Rice	42 76
								57	A	Ari zona	40 62	133	A	Tul sa	45 66
								70	H	Mi ddle Tenn.	49 79	142	H	Portl and St.	61 89
												155	H	UAB	48 74
												165	H	Arkansas St.	66 67
												167	H	Abilene Christian	69 70
												178	H	New Mexico St.	65 69
												179	N	Akron	57 64
												190	A	North Texas	51 70
												212	H	Ni choll s St.	56 58
												238	N	Western Ill.	84 72
												252	A	UTSA	73 60
												270	H	CSU Bakersfi eld	53 47
												302	A	Weber St.	63 68
												350	H	Al corn	77 51
LAST 12 Division I GAMES:															
				70	H	Mi ddle Tenn.	49 79	155	H	UAB	48 74				
				238	N	Western Ill.	84 72	102	A	Ri ce	42 76				
				57	A	Ari zona	40 62	190	A	North Texas	51 70				
				142	H	Portl and St.	61 89	252	A	UTSA	73 60				
				41	A	New Mexico	51 69	133	A	Tul sa	45 66				
				165	H	Arkansas St.	66 67	179	N	Akron	57 64				

Non-Div I Games:

UTEP

Average RPI Win: **284**
 Average RPI Loss: **166**

WON-LOST
RECORD

WINNING
PCT. RANK

LAST 10
GAMES

STRENGTH OF
SCHEDULE

OPP. STRENGTH
OF SCHEDULE

TEAM
RPI

ADJ.
RPI

CONF.
RPI

ADJ CONF.
RPI

DIV. I ONLY	7- 9	205	4-6	274	246	248	248	29	29
DIV. I NON-CONF.	4- 7	228	0- 0	153	179	211	211	30	30

TOTALS	RPI 1-25	RPI 26-50	W-L RECORDS	RPI 51-100	RPI 101-150	RPI 150+			
7- 9	0- 2	0- 1	OVERALL	0- 0	0- 0	7- 6			
4- 4	0- 1	0- 0	HOME	0- 0	0- 0	4- 3			
3- 5	0- 1	0- 1	AWAY	0- 0	0- 0	3- 3			
0- 0	0- 0	0- 0	NEUTRAL	0- 0	0- 0	0- 0			
4- 7	0- 2	0- 1	NON-CONFERENCE	0- 0	0- 0	4- 4			
2- 3	0- 1	0- 0	HOME	0- 0	0- 0	2- 2			
2- 4	0- 1	0- 1	AWAY	0- 0	0- 0	2- 2			
0- 0	0- 0	0- 0	NEUTRAL	0- 0	0- 0	0- 0			
3- 2	0- 0	0- 0	CONFERENCE	0- 0	0- 0	3- 2			
2- 1	0- 0	0- 0	HOME	0- 0	0- 0	2- 1			
1- 1	0- 0	0- 0	AWAY	0- 0	0- 0	1- 1			
0- 0	0- 0	0- 0	NEUTRAL	0- 0	0- 0	0- 0			

RPI 1-25				RPI 26-50				RPI 51-100				RPI 101+ Team's RPI: 248			
RPI	S	Opponent	Score	RPI	S	Opponent	Score	RPI	S	Opponent	Score	RPI	S	Opponent	Score
2	A	Baylor	37 98	31	A	Texas A&M	61 84					181	A	Massachusetts	70 74
23	H	Texas	66 81									204	H	Prairie View	57 50
												218	H	Utah Valley	55 57
												246	H	Texas Southern	55 69
												252	A	UTSA	58 61
												263	H	Louisiana	75 60
												270	A	CSU Bakersfield	63 68
												272	A	A&M-Corpus Christi	70 57
												272	H	A&M-Corpus Christi	49 59
												286	H	California Baptist	60 56
												293	A	Canisius	57 53
												336	H	Seattle U	69 56
												337	A	Grand Canyon	66 50
LAST 12 Division I GAMES:															
336	H	Seattle U	69 56	218	H	Utah Valley	55 57								
23	H	Texas	66 81	337	A	Grand Canyon	66 50								
246	H	Texas Southern	55 69	270	A	CSU Bakersfield	63 68								
272	A	A&M-Corpus Christi	70 57	286	H	California Baptist	60 56								
263	H	Louisiana	75 60	2	A	Baylor	37 98								
204	H	Prairie View	57 50	31	A	Texas A&M	61 84								

Non-Div I Games: Texas Lutheran 82 38 UNKNOWN 74 43

UTRGV

Loss, Non-Conf, S Site, H Home A Away N Neutral

Average RPI Win:	245	WON-LOST	WINNING	LAST 10	STRENGTH OF	OPP. STRENGTH	TEAM	ADJ.	CONF.	ADJ CONF.
Average RPI Loss:	142	RECORD	PCT. RANK	GAMES	SCHEDULE	OF SCHEDULE	RPI	RPI	RPI	RPI
DIV. I ONLY	4- 11	286	3-7	96	274	252	252	16	16	
DIV. I NON-CONF.	3- 7	256	0- 0	174	246	287	287	19	19	

TOTALS	RPI 1-25	RPI 26-50	W-L RECORDS	RPI 51-100	RPI 101-150	RPI 150+				
4- 11	0- 1	0- 0	OVERALL	0- 2	0- 3	4- 5				
3- 6	0- 0	0- 0	HOME	0- 1	0- 1	3- 4				
1- 4	0- 1	0- 0	AWAY	0- 1	0- 2	1- 0				
0- 1	0- 0	0- 0	NEUTRAL	0- 0	0- 0	0- 1				
3- 7	0- 1	0- 0	NON-CONFERENCE	0- 1	0- 2	3- 3				
3- 3	0- 0	0- 0	HOME	0- 0	0- 1	3- 2				
0- 3	0- 1	0- 0	AWAY	0- 1	0- 1	0- 0				
0- 1	0- 0	0- 0	NEUTRAL	0- 0	0- 0	0- 1				
1- 4	0- 0	0- 0	CONFERENCE	0- 1	0- 1	1- 2				
0- 3	0- 0	0- 0	HOME	0- 1	0- 0	0- 2				
1- 1	0- 0	0- 0	AWAY	0- 0	0- 1	1- 0				
0- 0	0- 0	0- 0	NEUTRAL	0- 0	0- 0	0- 0				

RPI	S	Opponent	Score	RPI	S	Opponent	Score	RPI	S	Opponent	Score	RPI	S	Opponent	Score	Team's RPI: 252
23	A	Texas	54 98					70	H	Middle Tenn.	52 72	102	A	Rice	54 85	
								73	A	Seton Hall	53 84	124	A	UT Arlington	48 53	
												136	H	Texas St.	60 68	
												151	H	Utah St.	56 62	
												152	H	IUPUI	50 58	
												155	H	UAB	42 59	
												190	A	North Texas	57 54	
												241	H	San Diego	87 77	
												248	H	UTRGV	61 58	
												265	H	UTEP	60 73	
												302	H	Weber St.	66 59	
												314	N	UMBC	58 72	
LAST 12 Division I GAMES:																
155	H	UAB	42 59	70	H	Middle Tenn.	52 72	190	A	North Texas	57 54	102	A	Rice	54 85	
151	H	Utah St.	56 62	124	A	UT Arlington	48 53	265	H	UTEP	60 73	302	H	Weber St.	66 59	
23	A	Texas	54 98	241	H	San Diego	87 77									

Non-Div I Games: Concordia (TX) 78 51 Tex. A&M-Kingsville 86 55

UTSA

Average RPI Win:	175	WON-LOST	WINNING	LAST 10	STRENGTH OF	OPP. STRENGTH	TEAM	ADJ.	CONF.	ADJ CONF.
Average RPI Loss:	14	RECORD	PCT. RANK	GAMES	SCHEDULE	OF SCHEDULE	RPI	RPI	RPI	RPI
DIV. I ONLY	16- 1	5	9-1	235	38	40	40	2	2	
DIV. I NON-CONF.	11- 0	1	1- 0	328	98	68	68	2	2	

TOTALS	RPI 1-25	RPI 26-50	W-L RECORDS	RPI 51-100	RPI 101-150	RPI 150+				
16- 1	1- 1	0- 0	OVERALL	2- 0	5- 0	8- 0				
9- 1	1- 1	0- 0	HOME	1- 0	3- 0	4- 0				
5- 0	0- 0	0- 0	AWAY	1- 0	2- 0	2- 0				
2- 0	0- 0	0- 0	NEUTRAL	0- 0	0- 0	2- 0				
11- 0	1- 0	0- 0	NON-CONFERENCE	0- 0	2- 0	8- 0				
7- 0	1- 0	0- 0	HOME	0- 0	2- 0	4- 0				
2- 0	0- 0	0- 0	AWAY	0- 0	0- 0	2- 0				
2- 0	0- 0	0- 0	NEUTRAL	0- 0	0- 0	2- 0				
5- 1	0- 1	0- 0	CONFERENCE	2- 0	3- 0	0- 0				
2- 1	0- 1	0- 0	HOME	1- 0	1- 0	0- 0				
3- 0	0- 0	0- 0	AWAY	1- 0	2- 0	0- 0				
0- 0	0- 0	0- 0	NEUTRAL	0- 0	0- 0	0- 0				

RPI 1-25				RPI 26-50				Team's RPI: 40				RPI 51-100				RPI 101+			
RPI	S	Opponent	Score	RPI	S	Opponent	Score	RPI	S	Opponent	Score	RPI	S	Opponent	Score	RPI	S	Opponent	Score
14	H	Arizona St.	63 65									57	H	Ari zona	80 64	111	A	Washi ngton	58 43
20	H	BYU	78 67									92	A	Washi ngton St.	72 68	118	H	Idaho St.	74 60
																120	H	Al abama	72 62
																125	A	Col orado	76 61
																125	H	Col orado	78 59
																176	A	Eastern Wash.	95 51
																213	N	Flori da	74 58
																218	H	Utah Valley	85 47
																258	H	Long Beach St.	82 59
																261	A	Nevada	74 52
																271	N	Hawai i	73 48
																302	H	Weber St.	77 56
																336	H	Seattle U	89 62
LAST 12 Division I GAMES:																			
271	N	Hawai i	73 48	125	H	Col orado	78 59												
213	N	Flori da	74 58	111	A	Washi ngton	58 43												
302	H	Weber St.	77 56	92	A	Washi ngton St.	72 68												
20	H	BYU	78 67	57	H	Ari zona	80 64												
218	H	Utah Valley	85 47	14	H	Ari zona St.	63 65												
336	H	Seattle U	89 62	125	A	Col orado	76 61												

Average RPI Win:	202	WON-LOST	WINNING	LAST 10	STRENGTH OF	OPP. STRENGTH	TEAM	ADJ.	CONF.	ADJ CONF.
Average RPI Loss:	102	RECORD	PCT. RANK	GAMES	SCHEDULE	OF SCHEDULE	RPI	RPI	RPI	RPI
DIV. I ONLY	9- 7	136	8-2	204	44	151	151	13	13	
DIV. I NON-CONF.	4- 6	212	0- 0	114	28	162	162	11	11	

TOTALS	RPI 1-25	RPI 26-50	W-L RECORDS	RPI 51-100	RPI 101-150	RPI 150+				
9- 7	0- 2	0- 1	OVERALL	2- 0	0- 3	7- 1				
4- 3	0- 2	0- 0	HOME	1- 0	0- 0	3- 1				
5- 2	0- 0	0- 0	AWAY	1- 0	0- 2	4- 0				
0- 2	0- 0	0- 1	NEUTRAL	0- 0	0- 1	0- 0				
4- 6	0- 2	0- 1	NON-CONFERENCE	1- 0	0- 2	3- 1				
1- 3	0- 2	0- 0	HOME	0- 0	0- 0	1- 1				
3- 1	0- 0	0- 0	AWAY	1- 0	0- 1	2- 0				
0- 2	0- 0	0- 1	NEUTRAL	0- 0	0- 1	0- 0				
5- 1	0- 0	0- 0	CONFERENCE	1- 0	0- 1	4- 0				
3- 0	0- 0	0- 0	HOME	1- 0	0- 0	2- 0				
2- 1	0- 0	0- 0	AWAY	0- 0	0- 1	2- 0				
0- 0	0- 0	0- 0	NEUTRAL	0- 0	0- 0	0- 0				

RPI 1-25				RPI 26-50				RPI 51-100				RPI 101+ Team's RPI: 151			
RPI	S	Opponent	Score	RPI	S	Opponent	Score	RPI	S	Opponent	Score	RPI	S	Opponent	Score
3	H	Oregon	58 88	49	N	Southern Cal i forn i a	46 55	78	H	Wyomi ng	50 42	125	N	Colorado	68 78
20	H	BYU	57 62					92	A	Washi ngton St.	72 61	128	A	Portl and	54 61
												131	A	Fresno St.	59 70
												187	A	Colorado St.	72 53
												190	A	North Texas	57 41
												218	H	Utah Valley	67 62
												219	A	Air Force	48 44
												252	A	UTSA	62 56
												258	H	Long Beach St.	48 50
												261	H	Nevada	79 76
												320	H	San Jose St.	82 49
LAST 12 Division I GAMES:															
187	A	Colorado St.	72 53	320	H	San Jose St.	82 49	78	H	Wyomi ng	50 42	131	A	Fresno St.	59 70
218	H	Utah Valley	67 62	219	A	Air Force	48 44	261	H	Nevada	79 76	258	H	Long Beach St.	48 50
190	A	North Texas	57 41	128	A	Portl and	54 61	125	N	Colorado	68 78				
252	A	UTSA	62 56												

Non-Div I Games: Northern N.M. 106 35

Utah St.

Average RPI Win:	282	WON-LOST	WINNING	LAST 10	STRENGTH OF	OPP. STRENGTH	TEAM	ADJ.	CONF.	ADJ CONF.
Average RPI Loss:	132	RECORD	PCT. RANK	GAMES	SCHEDULE	OF SCHEDULE	RPI	RPI	RPI	RPI
DIV. I ONLY	7- 8	193	6-4	255	256	218	218	29	29	
DIV. I NON-CONF.	3- 7	256	0- 0	166	200	268	268	30	30	

TOTALS	RPI 1-25	RPI 26-50	W-L RECORDS	RPI 51-100	RPI 101-150	RPI 150+				
7- 8	0- 1	0- 1	OVERALL	0- 0	0- 2	7- 4				
5- 2	0- 1	0- 0	HOME	0- 0	0- 1	5- 0				
2- 6	0- 0	0- 1	AWAY	0- 0	0- 1	2- 4				
0- 0	0- 0	0- 0	NEUTRAL	0- 0	0- 0	0- 0				
3- 7	0- 1	0- 1	NON-CONFERENCE	0- 0	0- 2	3- 3				
3- 2	0- 1	0- 0	HOME	0- 0	0- 1	3- 0				
0- 5	0- 0	0- 1	AWAY	0- 0	0- 1	0- 3				
0- 0	0- 0	0- 0	NEUTRAL	0- 0	0- 0	0- 0				
4- 1	0- 0	0- 0	CONFERENCE	0- 0	0- 0	4- 1				
2- 0	0- 0	0- 0	HOME	0- 0	0- 0	2- 0				
2- 1	0- 0	0- 0	AWAY	0- 0	0- 0	2- 1				
0- 0	0- 0	0- 0	NEUTRAL	0- 0	0- 0	0- 0				

RPI 1-25				RPI 26-50				RPI 51-100				RPI 101+				Team's RPI: 218
RPI	S	Opponent	Score	RPI	S	Opponent	Score	RPI	S	Opponent	Score	RPI	S	Opponent	Score	
20	H	BYU	51 77	40	A	Utah	47 85					118	A	Idaho St.	68 80	
												128	H	Portland	60 65	
												151	A	Utah St.	62 67	
												178	A	New Mexico St.	52 58	
												186	H	UC Riverside	56 53	
												210	A	Southern Utah	59 60	
												214	A	Cal St. Fullerton	55 56	
												248	A	UTRGV	57 55	
												270	H	CSU Bakersfield	78 70	
												298	H	UC Santa Barbara	63 54	
												302	H	Weber St.	65 59	
												336	A	Seattle U	58 55	
												337	H	Grand Canyon	57 46	
LAST 12 Division I GAMES:																
178	A	New Mexico St.	52 58	248	A	UTRGV	57 55									
302	H	Weber St.	65 59	336	A	Seattle U	58 55									
151	A	Utah St.	62 67	270	H	CSU Bakersfield	78 70									
118	A	Idaho St.	68 80	337	H	Grand Canyon	57 46									
210	A	Southern Utah	59 60	214	A	Cal St. Fullerton	55 56									
40	A	Utah	47 85	186	H	UC Riverside	56 53									

Non-Div I Games: Ottawa (AZ) 90 61 La Verne 86 79 Arizona Christian 76 68

Utah Valley

Loss, Non-Conf, S Site, H Home A Away N Neutral

Average RPI Win:	221	WON-LOST	WINNING	LAST 10	STRENGTH OF	OPP. STRENGTH	TEAM	ADJ.	CONF.	ADJ CONF.
Average RPI Loss:	100	RECORD	PCT. RANK	GAMES	SCHEDULE	OF SCHEDULE	RPI	RPI	RPI	RPI
DIV. I ONLY	13- 5	58	7-3	262	148	126	126	17	17	
DIV. I NON-CONF.	8- 5	120	0- 0	216	158	134	134	17	17	

TOTALS	RPI 1-25	RPI 26-50	W-L RECORDS	RPI 51-100	RPI 101-150	RPI 150+				
13- 5	0- 0	0- 1	OVERALL	1- 1	4- 2	8- 1				
7- 1	0- 0	0- 0	HOME	0- 0	2- 1	5- 0				
5- 3	0- 0	0- 1	AWAY	1- 1	2- 1	2- 0				
1- 1	0- 0	0- 0	NEUTRAL	0- 0	0- 0	1- 1				
8- 5	0- 0	0- 1	NON-CONFERENCE	1- 1	3- 2	4- 1				
4- 1	0- 0	0- 0	HOME	0- 0	2- 1	2- 0				
3- 3	0- 0	0- 1	AWAY	1- 1	1- 1	1- 0				
1- 1	0- 0	0- 0	NEUTRAL	0- 0	0- 0	1- 1				
5- 0	0- 0	0- 0	CONFERENCE	0- 0	1- 0	4- 0				
3- 0	0- 0	0- 0	HOME	0- 0	0- 0	3- 0				
2- 0	0- 0	0- 0	AWAY	0- 0	1- 0	1- 0				
0- 0	0- 0	0- 0	NEUTRAL	0- 0	0- 0	0- 0				

RPI	S	Opponent	Score	RPI	S	Opponent	Score	RPI	S	Opponent	Score	RPI	S	Opponent	Score
44	A	North Carolina	47 59	55	A	Old Dominion	57 60	83	A	Georgetown	47 45	113	A	Cincinnati	54 66
												115	H	Wake Forest	53 40
												117	H	UNCW	58 47
												138	H	Radford	49 54
												141	A	Fordham	47 44
												150	A	William & Mary	72 55
												152	N	IUPUI	61 63
												171	H	Rhode Island	74 39
												268	A	N. C. A&T	54 48
												274	H	La Salle	68 38
												278	H	Saint Joseph's	59 40
												282	A	Richmond	68 43
												302	N	Weber St.	64 36
												345	H	Longwood	84 55
												348	H	Delaware St.	97 55
LAST 12 Division I GAMES:															
171	H	Rhode Island	74 39	141	A	Fordham	47 44	282	A	Richmond	68 43	274	H	La Salle	68 38
138	H	Radford	49 54	278	H	Saint Joseph's	59 40	348	H	Delaware St.	97 55	268	A	N. C. A&T	54 48
55	A	Old Dominion	57 60												
113	A	Cincinnati	54 66												
83	A	Georgetown	47 45												
117	H	UNCW	58 47												

Non-Div I Games:

VCU

Average RPI Win:	310	WON-LOST	WINNING	LAST 10	STRENGTH OF	OPP. STRENGTH	TEAM	ADJ.	CONF.	ADJ CONF.
Average RPI Loss:	174	RECORD	PCT. RANK	GAMES	SCHEDULE	OF SCHEDULE	RPI	RPI	RPI	RPI
DIV. I ONLY	5- 12	271	3-7	296	263	309	309	12	12	
DIV. I NON-CONF.	4- 8	241	0- 0	325	324	320	320	14	14	

TOTALS	RPI 1-25	RPI 26-50	W-L RECORDS	RPI 51-100	RPI 101-150	RPI 150+				
5- 12	0- 1	0- 0	OVERALL	0- 3	0- 0	5- 8				
2- 6	0- 0	0- 0	HOME	0- 2	0- 0	2- 4				
2- 6	0- 1	0- 0	AWAY	0- 1	0- 0	2- 4				
1- 0	0- 0	0- 0	NEUTRAL	0- 0	0- 0	1- 0				
4- 8	0- 0	0- 0	NON-CONFERENCE	0- 2	0- 0	4- 6				
1- 5	0- 0	0- 0	HOME	0- 2	0- 0	1- 3				
2- 3	0- 0	0- 0	AWAY	0- 0	0- 0	2- 3				
1- 0	0- 0	0- 0	NEUTRAL	0- 0	0- 0	1- 0				
1- 4	0- 1	0- 0	CONFERENCE	0- 1	0- 0	1- 2				
1- 1	0- 0	0- 0	HOME	0- 0	0- 0	1- 1				
0- 3	0- 1	0- 0	AWAY	0- 1	0- 0	0- 1				
0- 0	0- 0	0- 0	NEUTRAL	0- 0	0- 0	0- 0				

RPI	S	Opponent	Score	RPI	S	Opponent	Score	RPI	S	Opponent	Score	RPI	S	Opponent	Score
11	A	Drake	53 84					79	A	UNI	52 71	159	H	Indiana St.	82 86
								94	H	Toledo	59 65	164	A	Morehead St.	62 68
								97	H	Miami (OH)	47 68	166	A	Illinois	54 73
												217	H	North Dakota	56 62
												223	A	Loyola Chicago	54 80
												230	H	Bowling Green	72 79
												250	H	Eastern Ill.	62 60
												276	N	St. Francis Brooklyn	78 76
												311	H	North Dakota St.	48 51
												335	A	UIC	65 75
												338	A	Purdue Fort Wayne	68 64
												343	A	Chicago St.	76 70
												344	H	Evansville	93 49
LAST 12 Division I GAMES:															
344	H	Evansville	93 49	159	H	Indiana St.	82 86								
311	H	North Dakota St.	48 51	11	A	Drake	53 84								
97	H	Miami (OH)	47 68	79	A	UNI	52 71								
250	H	Eastern Ill.	62 60	223	A	Loyola Chicago	54 80								
343	A	Chicago St.	76 70	230	H	Bowling Green	72 79								
94	H	Toledo	59 65	338	A	Purdue Fort Wayne	68 64								

Non-Div I Games:

Valparaiso

Average RPI Win:	272	WON-LOST	WINNING	LAST 10	STRENGTH OF	OPP. STRENGTH	TEAM	ADJ.	CONF.	ADJ CONF.
Average RPI Loss:	52	RECORD	PCT. RANK	GAMES	SCHEDULE	OF SCHEDULE	RPI	RPI	RPI	RPI

DIV. I ONLY	5- 13	282	2-8	20	98	172	172	6	6
DIV. I NON-CONF.	5- 8	224	0- 0	59	109	171	171	6	6

TOTALS	RPI 1-25	RPI 26-50	W-L RECORDS	RPI 51-100	RPI 101-150	RPI 150+			
5- 13	0- 4	0- 5	OVERALL	0- 2	0- 1	5- 1			
4- 5	0- 1	0- 2	HOME	0- 0	0- 1	4- 1			
1- 5	0- 2	0- 2	AWAY	0- 1	0- 0	1- 0			
0- 3	0- 1	0- 1	NEUTRAL	0- 1	0- 0	0- 0			
5- 8	0- 3	0- 2	NON-CONFERENCE	0- 2	0- 0	5- 1			
4- 2	0- 1	0- 0	HOME	0- 0	0- 0	4- 1			
1- 3	0- 1	0- 1	AWAY	0- 1	0- 0	1- 0			
0- 3	0- 1	0- 1	NEUTRAL	0- 1	0- 0	0- 0			
0- 5	0- 1	0- 3	CONFERENCE	0- 0	0- 1	0- 0			
0- 3	0- 0	0- 2	HOME	0- 0	0- 1	0- 0			
0- 2	0- 1	0- 1	AWAY	0- 0	0- 0	0- 0			
0- 0	0- 0	0- 0	NEUTRAL	0- 0	0- 0	0- 0			

RPI 1-25				RPI 26-50				RPI 51-100				RPI 101+ Team's RPI: 172			
RPI	S	Opponent	Score	RPI	S	Opponent	Score	RPI	S	Opponent	Score	RPI	S	Opponent	Score
7	N	UConn	42 80	31	H	Texas A&M	43 50	67	N	Creighton	55 75	119	H	Georgia	64 71
8	A	NC State	54 74	35	N	Miami (FL)	65 90	70	A	Middle Tenn.	58 65	158	H	North Ala.	71 74
19	H	Central Mich.	57 66	42	A	Kansas St.	61 72					188	A	Ball St.	60 43
25	A	Kentucky	55 77	47	H	Auburn	70 72					228	H	Samford	77 52
				50	A	Arkansas	62 83					301	H	Tennessee St.	89 63

LAST 12 Division I GAMES:															
				47	H	Auburn	70 72	50	A	Arkansas	62 83				
				35	N	Miami (FL)	65 90	31	H	Texas A&M	43 50				
				19	H	Central Mich.	57 66	119	H	Georgia	64 71				
				188	A	Ball St.	60 43	25	A	Kentucky	55 77				
				42	A	Kansas St.	61 72	228	H	Samford	77 52				
				330	H	Presbyterian	78 43	67	N	Creighton	55 75				

Non-Div I Games:

Vanderbilt

Average RPI Win:	280	WON-LOST	WINNING	LAST 10	STRENGTH OF	OPP. STRENGTH	TEAM	ADJ.	CONF.	ADJ CONF.
Average RPI Loss:	163	RECORD	PCT. RANK	GAMES	SCHEDULE	OF SCHEDULE	RPI	RPI	RPI	RPI

DIV. I ONLY	6- 11	248	3-7	244	258	274	274	23	23
DIV. I NON-CONF.	3- 8	267	0- 1	175	315	285	285	23	23
TOTALS	RPI 1-25	RPI 26-50	W-L RECORDS	RPI 51-100	RPI 101-150	RPI 150+			
6- 11	0- 0	0- 0	OVERALL	0- 3	0- 3	6- 5			
4- 6	0- 0	0- 0	HOME	0- 1	0- 2	4- 3			
2- 5	0- 0	0- 0	AWAY	0- 2	0- 1	2- 2			
0- 0	0- 0	0- 0	NEUTRAL	0- 0	0- 0	0- 0			
3- 8	0- 0	0- 0	NON-CONFERENCE	0- 1	0- 3	3- 4			
2- 5	0- 0	0- 0	HOME	0- 0	0- 2	2- 3			
1- 3	0- 0	0- 0	AWAY	0- 1	0- 1	1- 1			
0- 0	0- 0	0- 0	NEUTRAL	0- 0	0- 0	0- 0			
3- 3	0- 0	0- 0	CONFERENCE	0- 2	0- 0	3- 1			
2- 1	0- 0	0- 0	HOME	0- 1	0- 0	2- 0			
1- 2	0- 0	0- 0	AWAY	0- 1	0- 0	1- 1			
0- 0	0- 0	0- 0	NEUTRAL	0- 0	0- 0	0- 0			

RPI 1-25	RPI 26-50	RPI 51-100	RPI 101+	Team's RPI: 274
RPI S Opponent Score	RPI S Opponent Score	RPI S Opponent Score	RPI S Opponent Score	
		68 H Maine 51 63	112 H Yale 55 58	
		74 A Kansas 36 77	122 A South Fla. 55 102	
		93 A Hartford 32 61	123 H Drexel 44 60	
			171 H Rhode Island 58 61	
			201 H Rider 54 49	
			226 H Dartmouth 42 66	
			227 H Holy Cross 40 65	
			256 A Binghamton 58 57	
			284 H Albany (NY) 52 39	
			289 A UMass Lowell 51 54	
			293 A Canisius 46 67	
			308 H New Hampshire 69 60	
			315 A NJIT 71 63	
			317 H Wagner 56 54	
LAST 12 Division I GAMES:				
123 H Drexel 44 60	256 A Binghamton 58 57			
74 A Kansas 36 77	308 H New Hampshire 69 60			
293 A Canisius 46 67	93 A Hartford 32 61			
122 A South Fla. 55 102	68 H Maine 51 63			
112 H Yale 55 58	284 H Albany (NY) 52 39			
315 A NJIT 71 63	289 A UMass Lowell 51 54			

Non-Div I Games: Norwich 78 28

Vermont

Average RPI	Win: 159	WON-LOST	WINNING	LAST 10	STRENGTH OF	OPP. STRENGTH	TEAM	ADJ.	CONF.	ADJ CONF.
Average RPI	Loss: 48	RECORD	PCT. RANK	GAMES	SCHEDULE	OF SCHEDULE	RPI	RPI	RPI	RPI
DIV. I ONLY	11- 7	112	5-5	44	49	58	58	5	5	
DIV. I NON-CONF.	9- 2	43	0- 0	100	87	27	27	4	4	

TOTALS	RPI 1-25	RPI 26-50	W-L RECORDS	RPI 51-100	RPI 101-150	RPI 150+				
11- 7	0- 3	0- 1	OVERALL	4- 3	2- 0	5- 0				
6- 3	0- 2	0- 1	HOME	2- 0	1- 0	3- 0				
5- 3	0- 1	0- 0	AWAY	2- 2	1- 0	2- 0				
0- 1	0- 0	0- 0	NEUTRAL	0- 1	0- 0	0- 0				
9- 2	0- 1	0- 0	NON-CONFERENCE	3- 1	2- 0	4- 0				
5- 0	0- 0	0- 0	HOME	2- 0	1- 0	2- 0				
4- 1	0- 1	0- 0	AWAY	1- 0	1- 0	2- 0				
0- 1	0- 0	0- 0	NEUTRAL	0- 1	0- 0	0- 0				
2- 5	0- 2	0- 1	CONFERENCE	1- 2	0- 0	1- 0				
1- 3	0- 2	0- 1	HOME	0- 0	0- 0	1- 0				
1- 2	0- 0	0- 0	AWAY	1- 2	0- 0	0- 0				
0- 0	0- 0	0- 0	NEUTRAL	0- 0	0- 0	0- 0				

RPI 1-25				RPI 26-50				RPI 51-100				RPI 101+			
RPI	S	Opponent	Score	RPI	S	Opponent	Score	RPI	S	Opponent	Score	RPI	S	Opponent	Score
15	H	Marquette	55 91	43	H	DePaul	59 66	67	A	Creighton	54 52	119	H	Georgia	62 56
17	A	UCF	56 71					71	N	Virginia Tech	59 61	139	A	Lehigh	70 48
21	H	Butler	55 63					83	A	Georgetown	63 68	175	H	Xavier	75 71
								84	A	Penn	58 50	197	A	George Washington	60 45
								87	A	Providence	61 67	231	H	Temple	76 68
								89	H	Princeton	67 46	274	H	La Salle	81 68
								93	H	Hartford	59 41	278	A	Saint Joseph's	47 35

Team's RPI: 58															
LAST 12 Division I GAMES:															
83	A	Georgetown	63 68	84	A	Penn	58 50	43	H	DePaul	59 66	15	H	Marquette	55 91
21	H	Butler	55 63	15	H	Marquette	55 91	87	A	Providence	61 67	67	A	Creighton	54 52
119	H	Georgia	62 56	67	A	Creighton	54 52	175	H	Xavier	75 71	231	H	Temple	76 68
231	H	Temple	76 68	175	H	Xavier	75 71	274	H	La Salle	81 68	278	A	Saint Joseph's	47 35
197	A	George Washington	60 45	274	H	La Salle	81 68								
278	A	Saint Joseph's	47 35												

Non-Div I Games:

Villanova

Average RPI Win:	160	WON-LOST	WINNING	LAST 10	STRENGTH OF	OPP. STRENGTH	TEAM	ADJ.	CONF.	ADJ CONF.
Average RPI Loss:	56	RECORD	PCT. RANK	GAMES	SCHEDULE	OF SCHEDULE	RPI	RPI	RPI	RPI
DIV. I ONLY	7- 11	234	4-6	5	56	98	98	1	1	
DIV. I NON-CONF.	6- 7	172	0- 0	38	66	127	127	1	1	

TOTALS	RPI 1-25	RPI 26-50	W-L RECORDS	RPI 51-100	RPI 101-150	RPI 150+				
7- 11	0- 6	0- 2	OVERALL	2- 0	2- 2	3- 1				
5- 6	0- 4	0- 0	HOME	1- 0	1- 1	3- 1				
1- 4	0- 2	0- 2	AWAY	1- 0	0- 0	0- 0				
1- 1	0- 0	0- 0	NEUTRAL	0- 0	1- 1	0- 0				
6- 7	0- 3	0- 1	NON-CONFERENCE	1- 0	2- 2	3- 1				
4- 4	0- 2	0- 0	HOME	0- 0	1- 1	3- 1				
1- 2	0- 1	0- 1	AWAY	1- 0	0- 0	0- 0				
1- 1	0- 0	0- 0	NEUTRAL	0- 0	1- 1	0- 0				
1- 4	0- 3	0- 1	CONFERENCE	1- 0	0- 0	0- 0				
1- 2	0- 2	0- 0	HOME	1- 0	0- 0	0- 0				
0- 2	0- 1	0- 1	AWAY	0- 0	0- 0	0- 0				
0- 0	0- 0	0- 0	NEUTRAL	0- 0	0- 0	0- 0				

RPI 1-25				RPI 26-50				RPI 51-100				Team's RPI : 98				RPI 101+			
RPI	S	Opponent	Score	RPI	S	Opponent	Score	RPI	S	Opponent	Score	RPI	S	Opponent	Score	RPI	S	Opponent	Score
5	A	Louisville	43 91	28	A	Michigan St.	66 91	55	A	Old Dominion	73 67	120	N	Alabama	52 64				
8	H	NC State	38 66	37	A	Clemson	65 71	71	H	Virginia Tech	62 58	122	N	South Fla.	74 67				
9	H	Mississippi St.	44 72									127	H	American	57 54				
19	H	Central Mich.	61 74									138	H	Radford	44 57				
22	H	Florida St.	61 63									170	H	Charlotte	65 61				
25	A	Kentucky	51 63									208	H	Saint Louis	65 67				
												268	H	N.C. A&T	67 57				
												305	H	Coppin St.	55 41				
LAST 12 Division I GAMES:																			
5	A	Louisville	43 91	8	H	NC State	38 66	71	H	Virginia Tech	62 58	37	A	Clemson	65 71				
120	N	Alabama	52 64	22	H	Florida St.	61 63	170	H	Charlotte	65 61	122	N	South Fla.	74 67				
138	H	Radford	44 57	28	A	Michigan St.	66 91												

Non-Div I Games:

Virginia

Average RPI Win:	194	WON-LOST	WINNING	LAST 10	STRENGTH OF	OPP. STRENGTH	TEAM	ADJ.	CONF.	ADJ CONF.
Average RPI Loss:	30	RECORD	PCT. RANK	GAMES	SCHEDULE	OF SCHEDULE	RPI	RPI	RPI	RPI
DIV. I ONLY	13- 5	58	5-5	128	28	71	71	1	1	
DIV. I NON-CONF.	13- 0	1	0- 0	290	105	47	47	1	1	

TOTALS	RPI 1-25	RPI 26-50	W-L RECORDS	RPI 51-100	RPI 101-150	RPI 150+				
13- 5	1- 3	0- 1	OVERALL	3- 1	2- 0	7- 0				
8- 2	1- 2	0- 0	HOME	0- 0	2- 0	5- 0				
1- 3	0- 1	0- 1	AWAY	0- 1	0- 0	1- 0				
4- 0	0- 0	0- 0	NEUTRAL	3- 0	0- 0	1- 0				
13- 0	1- 0	0- 0	NON-CONFERENCE	3- 0	2- 0	7- 0				
8- 0	1- 0	0- 0	HOME	0- 0	2- 0	5- 0				
1- 0	0- 0	0- 0	AWAY	0- 0	0- 0	1- 0				
4- 0	0- 0	0- 0	NEUTRAL	3- 0	0- 0	1- 0				
0- 5	0- 3	0- 1	CONFERENCE	0- 1	0- 0	0- 0				
0- 2	0- 2	0- 0	HOME	0- 0	0- 0	0- 0				
0- 3	0- 1	0- 1	AWAY	0- 1	0- 0	0- 0				
0- 0	0- 0	0- 0	NEUTRAL	0- 0	0- 0	0- 0				

RPI	S	Opponent	Score	RPI	S	Opponent	Score	RPI	S	Opponent	Score	RPI	S	Opponent	Score
1	H	Notre Dame	51 80	35	A	Mi ami (FL)	61 68	58	N	Villanova	61 59	129	H	Chattanooga	74 59
6	H	Syracuse	73 75					88	N	Dayton	69 57	138	H	Radford	55 44
8	A	NC State	61 70					98	A	Virginia	58 62	234	H	Mt. St. Mary's	83 51
16	H	Rutgers	67 51					100	N	Ohio St.	81 73	249	H	Monmouth	82 49
												264	A	Liberty	72 61
												281	H	Ga. Southern	78 49
												282	N	Richmond	85 57
												340	H	USC Upstate	96 45
												345	H	Longwood	93 39

LAST 12 Division I GAMES:															
8	A	NC State	61 70	1	H	Notre Dame	51 80	98	A	Virginia	58 62	6	H	Syracuse	73 75
88	N	Dayton	69 57	35	A	Mi ami (FL)	61 68	345	H	Longwood	93 39	234	H	Mt. St. Mary's	83 51
234	H	Mt. St. Mary's	83 51	100	N	Ohio St.	81 73					16	H	Rutgers	67 51
138	H	Radford	55 44									282	N	Richmond	85 57

Non-Div I Games:

Virginia Tech

Average RPI Win:	305	WON-LOST	WINNING	LAST 10	STRENGTH OF	OPP. STRENGTH	TEAM	ADJ.	CONF.	ADJ CONF.
Average RPI Loss:	218	RECORD	PCT. RANK	GAMES	SCHEDULE	OF SCHEDULE	RPI	RPI	RPI	RPI
DIV. I ONLY	4- 12	291	4-6	270	351	317	317	31	31	
DIV. I NON-CONF.	1- 9	326	0- 1	263	343	335	335	31	31	

TOTALS	RPI 1-25	RPI 26-50	W-L RECORDS	RPI 51-100	RPI 101-150	RPI 150+				
4- 12	0- 0	0- 0	OVERALL	0- 1	0- 3	4- 8				
2- 4	0- 0	0- 0	HOME	0- 0	0- 1	2- 3				
2- 7	0- 0	0- 0	AWAY	0- 1	0- 2	2- 4				
0- 1	0- 0	0- 0	NEUTRAL	0- 0	0- 0	0- 1				
1- 9	0- 0	0- 0	NON-CONFERENCE	0- 1	0- 3	1- 5				
0- 3	0- 0	0- 0	HOME	0- 0	0- 1	0- 2				
1- 5	0- 0	0- 0	AWAY	0- 1	0- 2	1- 2				
0- 1	0- 0	0- 0	NEUTRAL	0- 0	0- 0	0- 1				
3- 3	0- 0	0- 0	CONFERENCE	0- 0	0- 0	3- 3				
2- 1	0- 0	0- 0	HOME	0- 0	0- 0	2- 1				
1- 2	0- 0	0- 0	AWAY	0- 0	0- 0	1- 2				
0- 0	0- 0	0- 0	NEUTRAL	0- 0	0- 0	0- 0				

RPI 1-25				RPI 26-50				RPI 51-100				RPI 101+				Team's RPI: 317
RPI	S	Opponent	Score	RPI	S	Opponent	Score	RPI	S	Opponent	Score	RPI	S	Opponent	Score	
								73	A	Seton Hall	40	95				
												112	H	Yale	41	74
												141	A	Fordham	59	80
												144	A	Stony Brook	45	70
												209	A	Sacred Heart	64	72
												209	H	Sacred Heart	68	80
												234	H	Mt. St. Mary's	92	76
												260	N	Siena	71	74
												274	A	Vermont	54	56
												276	A	St. Francis Brooklyn	61	76
												287	H	Army West Point	46	61
												295	A	Central Conn. St.	75	63
												303	A	Saint Peter's	57	69
												332	H	Lafayette	43	66
												345	A	Longwood	86	60
												347	H	Fairleigh Dickinson	71	59

LAST 12 Division I GAMES:																
				260	N	Siena	71	74	209	A	Sacred Heart	64	72			
				144	A	Stony Brook	45	70	234	H	Mt. St. Mary's	92	76			
				287	H	Army West Point	46	61	347	H	Fairleigh Dickinson	71	59			
				303	A	Saint Peter's	57	69	209	H	Sacred Heart	68	80			
				112	H	Yale	41	74	295	A	Central Conn. St.	75	63			
				274	A	Vermont	54	56	276	A	St. Francis Brooklyn	61	76			

Non-Div I Games: Staten Island 86 59

Wagner

Average RPI Win:	186	WON-LOST	WINNING	LAST 10	STRENGTH OF	OPP. STRENGTH	TEAM	ADJ.	CONF.	ADJ CONF.
Average RPI Loss:	79	RECORD	PCT. RANK	GAMES	SCHEDULE	OF SCHEDULE	RPI	RPI	RPI	RPI
DIV. I ONLY	9- 9	165	5-5	22	136	115	115	1	1	
DIV. I NON-CONF.	9- 4	85	0- 0	75	306	82	82	1	1	
<hr/>										
TOTALS	RPI 1-25	RPI 26-50	W-L RECORDS	RPI 51-100	RPI 101-150	RPI 150+				
9- 9	0- 2	0- 3	OVERALL	1- 1	2- 1	6- 2				
7- 5	0- 1	0- 2	HOME	1- 1	2- 0	4- 1				
1- 4	0- 1	0- 1	AWAY	0- 0	0- 1	1- 1				
1- 0	0- 0	0- 0	NEUTRAL	0- 0	0- 0	1- 0				
9- 4	0- 0	0- 1	NON-CONFERENCE	1- 0	2- 1	6- 2				
7- 2	0- 0	0- 1	HOME	1- 0	2- 0	4- 1				
1- 2	0- 0	0- 0	AWAY	0- 0	0- 1	1- 1				
1- 0	0- 0	0- 0	NEUTRAL	0- 0	0- 0	1- 0				
0- 5	0- 2	0- 2	CONFERENCE	0- 1	0- 0	0- 0				
0- 3	0- 1	0- 1	HOME	0- 1	0- 0	0- 0				
0- 2	0- 1	0- 1	AWAY	0- 0	0- 0	0- 0				
0- 0	0- 0	0- 0	NEUTRAL	0- 0	0- 0	0- 0				

RPI 1-25				RPI 26-50				RPI 51-100				RPI 101+				Team's RPI: 115
RPI	S	Opponent	Score	RPI	S	Opponent	Score	RPI	S	Opponent	Score	RPI	S	Opponent	Score	
1	A	Notre Dame	48 78	29	H	Indiana	73 87	59	H	James Madison	50 49	103	H	Towson	60 53	
5	H	Louisville	49 73	35	H	Miami (FL)	57 72	77	H	Boston College	64 65	105	H	St. John's (NY)	64 59	
				44	A	North Carolina	61 84					126	A	VCU	40 53	
												170	A	Charlotte	69 43	
												175	H	Xavier	50 62	
												180	H	Mercer	69 54	
												216	H	UMES	78 67	
												222	A	East Carolina	61 70	
												254	H	Norfolk St.	63 61	
												282	H	Richmond	62 48	
												304	N	South Carolina St.	58 44	
<hr/>																
LAST 12 Division I GAMES:																
				5	H	Louisville	49 73	44	A	North Carolina	61 84					
				59	H	James Madison	50 49	1	A	Notre Dame	48 78					
				216	H	UMES	78 67	77	H	Boston College	64 65					
				170	A	Charlotte	69 43	35	H	Miami (FL)	57 72					
				105	H	St. John's (NY)	64 59	254	H	Norfolk St.	63 61					
				29	H	Indiana	73 87	304	N	South Carolina St.	58 44					

Non-Div I Games:

Wake Forest

Average RPI	Win:	178	WON-LOST	WINNING	LAST 10	STRENGTH OF	OPP. STRENGTH	TEAM	ADJ.	CONF.	ADJ CONF.
Average RPI	Loss:	52	RECORD	PCT. RANK	GAMES	SCHEDULE	OF SCHEDULE	RPI	RPI	RPI	RPI
DIV. I ONLY		8- 11		219	2-8	14	64	111	111	2	2
DIV. I NON-CONF.		7- 5		132	0- 1	76	133	108	108	2	2
<hr/>											
TOTALS	RPI 1-25		RPI 26-50		W-L RECORDS		RPI 51-100		RPI 101-150		RPI 150+
8- 11	0- 3		0- 3		OVERALL		2- 4		2- 1		4- 0
6- 4	0- 1		0- 1		HOME		1- 2		2- 0		3- 0
1- 5	0- 2		0- 2		AWAY		0- 1		0- 0		1- 0
1- 2	0- 0		0- 0		NEUTRAL		1- 1		0- 1		0- 0
7- 5	0- 1		0- 0		NON-CONFERENCE		2- 3		1- 1		4- 0
5- 2	0- 1		0- 0		HOME		1- 1		1- 0		3- 0
1- 1	0- 0		0- 0		AWAY		0- 1		0- 0		1- 0
1- 2	0- 0		0- 0		NEUTRAL		1- 1		0- 1		0- 0
1- 6	0- 2		0- 3		CONFERENCE		0- 1		1- 0		0- 0
1- 2	0- 0		0- 1		HOME		0- 1		1- 0		0- 0
0- 4	0- 2		0- 2		AWAY		0- 0		0- 0		0- 0
0- 0	0- 0		0- 0		NEUTRAL		0- 0		0- 0		0- 0

RPI 1-25				RPI 26-50				RPI 51-100				RPI 101+ Team's RPI: 111			
RPI	S	Opponent	Score	RPI	S	Opponent	Score	RPI	S	Opponent	Score	RPI	S	Opponent	Score
3	A	Oregon	71 84	30	A	Cal i forn i a	70 79	51	N	Duke	71 64	125	H	Col orado	68 58
4	A	Stanford	54 91	38	A	Oregon St.	67 78	62	H	Bo i se St.	69 73	141	N	Fordham	57 65
9	H	Mi ssi ssi ppi St.	56 103	40	H	Utah	43 58	63	N	Mi chi gan	73 80	145	H	Montana	69 54
								85	A	Tul ane	51 63	198	H	George Mason	81 52
								92	H	Washi ngton St.	76 79	214	H	Cal St. Fullerton	83 74
								100	H	Oh i o St.	69 59	255	H	Northern Ari z.	81 59
												336	A	Seattle U	69 58
<hr/>															
LAST 12 Di vi si on I GAMES:															
62	H	Bo i se St.	69 73	63	N	Mi chi gan	73 80								
38	A	Oregon St.	67 78	141	N	Fordham	57 65								
3	A	Oregon	71 84	30	A	Cal i forn i a	70 79								
92	H	Washi ngton St.	76 79	4	A	Stanford	54 91								
9	H	Mi ssi ssi ppi St.	56 103	40	H	Utah	43 58								
145	H	Montana	69 54	125	H	Col orado	68 58								

Non-Di v I Games:

Washi ngton

Average RPI Win: 155		WON-LOST	WINNING	LAST 10	STRENGTH OF		OPP. STRENGTH	TEAM	ADJ.	CONF.	ADJ CONF.
Loss: 59		RECORD	PCT. RANK	GAMES	SCHEDULE		OF SCHEDULE	RPI	RPI	RPI	RPI
DIV. I ONLY		7- 11	234	3-7	11		43	92	92	2	2
DIV. I NON-CONF.		5- 6	177	1- 0	62		80	156	156	2	2
TOTALS		RPI 1-25	RPI 26-50	W-L RECORDS		RPI 51-100	RPI 101-150	RPI 150+			
7- 11	0- 3	0- 4		OVERALL		2- 1	2- 1	3- 2			
4- 4	0- 0	0- 2		HOME		2- 0	1- 1	1- 1			
1- 6	0- 3	0- 2		AWAY		0- 0	1- 0	0- 1			
2- 1	0- 0	0- 0		NEUTRAL		0- 1	0- 0	2- 0			
5- 6	0- 1	0- 1		NON-CONFERENCE		2- 1	0- 1	3- 2			
3- 3	0- 0	0- 1		HOME		2- 0	0- 1	1- 1			
0- 2	0- 1	0- 0		AWAY		0- 0	0- 0	0- 1			
2- 1	0- 0	0- 0		NEUTRAL		0- 1	0- 0	2- 0			
2- 5	0- 2	0- 3		CONFERENCE		0- 0	2- 0	0- 0			
1- 1	0- 0	0- 1		HOME		0- 0	1- 0	0- 0			
1- 4	0- 2	0- 2		AWAY		0- 0	1- 0	0- 0			
0- 0	0- 0	0- 0		NEUTRAL		0- 0	0- 0	0- 0			

RPI 1-25				RPI 26-50				RPI 51-100				Team's RPI : 92				RPI 101+			
RPI	S	Opponent	Score	RPI	S	Opponent	Score	RPI	S	Opponent	Score	RPI	S	Opponent	Score	RPI	S	Opponent	Score
3	A	Oregon	58 98	30	A	Cal i forni a	63 77	62	H	Boi se St.	95 71	104	H	UC Davi s	62 75				
4	A	Stanford	64 85	38	A	Oregon St.	69 76	72	H	Nebraska	87 84	111	A	Washi ngton	79 76				
10	A	Gonzaga	53 76	40	H	Utah	68 72	74	N	Kansas	63 71	125	H	Col orado	74 48				
				46	H	Saint Mary' s (CA)	64 70					151	H	Utah St.	61 72				
												154	A	CSUN	52 65				
												194	N	Jacksonville St.	64 51				
												251	H	San Franci sco	91 61				
												269	N	Wi chi ta St.	85 59				
LAST 12 Division I GAMES:																			
269	N	Wi chi ta St.	85 59	194	N	Jacksonville St.	64 51												
38	A	Oregon St.	69 76	4	A	Stanford	64 85												
111	A	Washing ton	79 76	30	A	Cal i forni a	63 77												
74	N	Kansas	63 71	125	H	Col orado	74 48												
10	A	Gonzaga	53 76	40	H	Utah	68 72												
62	H	Boi se St.	95 71	3	A	Oregon	58 98												

Non-Div I Games:

Washington St.

Average RPI Win:	230	WON-LOST	WINNING	LAST 10	STRENGTH OF	OPP. STRENGTH	TEAM	ADJ.	CONF.	ADJ CONF.
Average RPI Loss:	165	RECORD	PCT. RANK	GAMES	SCHEDULE	OF SCHEDULE	RPI	RPI	RPI	RPI
DIV. I ONLY	3- 13	311	1-9	251	177	302	302	15	15	
DIV. I NON-CONF.	2- 7	288	0- 0	268	187	302	302	12	12	
<hr/>										
TOTALS	RPI 1-25	RPI 26-50	W-L RECORDS	RPI 51-100	RPI 101-150	RPI 150+				
3- 13	0- 0	0- 1	OVERALL	0- 0	1- 5	2- 7				
1- 6	0- 0	0- 0	HOME	0- 0	0- 4	1- 2				
2- 6	0- 0	0- 1	AWAY	0- 0	1- 0	1- 5				
0- 1	0- 0	0- 0	NEUTRAL	0- 0	0- 1	0- 0				
2- 7	0- 0	0- 1	NON-CONFERENCE	0- 0	0- 2	2- 4				
1- 2	0- 0	0- 0	HOME	0- 0	0- 1	1- 1				
1- 4	0- 0	0- 1	AWAY	0- 0	0- 0	1- 3				
0- 1	0- 0	0- 0	NEUTRAL	0- 0	0- 1	0- 0				
1- 6	0- 0	0- 0	CONFERENCE	0- 0	1- 3	0- 3				
0- 4	0- 0	0- 0	HOME	0- 0	0- 3	0- 1				
1- 2	0- 0	0- 0	AWAY	0- 0	1- 0	0- 2				
0- 0	0- 0	0- 0	NEUTRAL	0- 0	0- 0	0- 0				

RPI 1-25				RPI 26-50				RPI 51-100				RPI 101+ Team's RPI: 302			
RPI	S	Opponent	Score	RPI	S	Opponent	Score	RPI	S	Opponent	Score	RPI	S	Opponent	Score
				40	A	Utah	56 77					108	A	Northern Colo.	55 54
												118	H	Idaho St.	57 70
												126	N	VCU	36 64
												128	H	Portland	73 89
												130	H	Idaho	74 79
												142	H	Portland St.	59 77
												161	A	Pepperdine	47 68
												176	H	Eastern Wash.	58 64
												186	H	UC Riverside	39 71
												210	A	Southern Utah	79 84
												218	A	Utah Valley	59 65
												252	A	UTSA	59 66
												255	A	Northern Ariz.	64 74
												265	H	UTEP	68 63
												316	A	Incarnate Word	72 64
<hr/>															
LAST 12 Division I GAMES:															
				108	A	Northern Colo.	55 54	142	H	Portland St.	59 77				
				186	H	UC Riverside	39 71	118	H	Idaho St.	57 70				
				218	A	Utah Valley	59 65	210	A	Southern Utah	79 84				
				40	A	Utah	56 77	255	A	Northern Ariz.	64 74				
				161	A	Pepperdine	47 68	130	H	Idaho	74 79				
				265	H	UTEP	68 63	176	H	Eastern Wash.	58 64				

Non-Div I Games: La Verne 105 43

Weber St.

Average RPI	Win:	210	WON-LOST	WINNING	LAST 10	STRENGTH OF	OPP. STRENGTH	TEAM	ADJ.	CONF.	ADJ CONF.
Average RPI	Loss:	26	RECORD	PCT. RANK	GAMES	SCHEDULE	OF SCHEDULE	RPI	RPI	RPI	RPI
DIV. I ONLY		12- 5		68	7-3	172	35	99	99	3	3
DIV. I NON-CONF.		9- 2		43	1- 0	333	110	181	181	3	3

TOTALS	RPI 1-25		RPI 26-50		W-L RECORDS	RPI 51-100		RPI 101-150		RPI 150+	
12- 5	1- 3		0- 1		OVERALL	2- 1		2- 0		7- 0	
9- 2	1- 1		0- 1		HOME	1- 0		1- 0		6- 0	
2- 2	0- 1		0- 0		AWAY	1- 1		1- 0		0- 0	
1- 1	0- 1		0- 0		NEUTRAL	0- 0		0- 0		1- 0	
9- 2	0- 1		0- 1		NON-CONFERENCE	1- 0		1- 0		7- 0	
7- 1	0- 0		0- 1		HOME	0- 0		1- 0		6- 0	
1- 0	0- 0		0- 0		AWAY	1- 0		0- 0		0- 0	
1- 1	0- 1		0- 0		NEUTRAL	0- 0		0- 0		1- 0	
3- 3	1- 2		0- 0		CONFERENCE	1- 1		1- 0		0- 0	
2- 1	1- 1		0- 0		HOME	1- 0		0- 0		0- 0	
1- 2	0- 1		0- 0		AWAY	0- 1		1- 0		0- 0	
0- 0	0- 0		0- 0		NEUTRAL	0- 0		0- 0		0- 0	

RPI	S	Opponent	Score	RPI	S	Opponent	Score	RPI	S	Opponent	Score	RPI	S	Opponent	Score
2	A	Baylor	47 79	34	H	Missouri	51 68	61	A	TCU	48 62	103	H	Towson	90 43
12	N	Iowa	81 84					64	H	Oklahoma St.	67 58	137	A	Oklahoma	66 55
13	H	Iowa St.	73 64					91	A	Pittsburgh	77 43	241	H	Niagara	84 32
23	H	Texas	58 70									280	H	Bryant	94 48
												305	H	Coppin St.	78 37
												315	H	NJIT	95 50
												318	H	Morgan St.	72 37
												325	H	Eastern Ky.	78 29
												325	N	Eastern Ky.	81 39

Team's RPI: 99															
LAST 12 Division I GAMES:															
325	N	Eastern Ky.	81 39	2	A	Baylor	47 79	13	H	Iowa St.	73 64	137	A	Oklahoma	66 55
241	H	Niagara	84 32	64	H	Oklahoma St.	67 58	23	H	Texas	58 70	61	A	TCU	48 62
103	H	Towson	90 43												
318	H	Morgan St.	72 37												
325	H	Eastern Ky.	78 29												
91	A	Pittsburgh	77 43												

Non-Div I Games:

West Virginia

Average RPI Win:	304	WON-LOST	WINNING	LAST 10	STRENGTH OF	OPP. STRENGTH	TEAM	ADJ.	CONF.	ADJ CONF.
Average RPI Loss:	201	RECORD	PCT. RANK	GAMES	SCHEDULE	OF SCHEDULE	RPI	RPI	RPI	RPI
DIV. I ONLY	2- 15	335	2-8	193	346	326	326	24	24	
DIV. I NON-CONF.	2- 11	316	0- 0	159	344	309	309	25	25	

TOTALS	RPI 1-25	RPI 26-50	W-L RECORDS	RPI 51-100	RPI 101-150	RPI 150+				
2- 15	0- 1	0- 1	OVERALL	0- 0	0- 1	2- 12				
1- 6	0- 0	0- 0	HOME	0- 0	0- 0	1- 6				
1- 8	0- 1	0- 1	AWAY	0- 0	0- 1	1- 5				
0- 1	0- 0	0- 0	NEUTRAL	0- 0	0- 0	0- 1				
2- 11	0- 1	0- 1	NON-CONFERENCE	0- 0	0- 1	2- 8				
1- 4	0- 0	0- 0	HOME	0- 0	0- 0	1- 4				
1- 6	0- 1	0- 1	AWAY	0- 0	0- 1	1- 3				
0- 1	0- 0	0- 0	NEUTRAL	0- 0	0- 0	0- 1				
0- 4	0- 0	0- 0	CONFERENCE	0- 0	0- 0	0- 4				
0- 2	0- 0	0- 0	HOME	0- 0	0- 0	0- 2				
0- 2	0- 0	0- 0	AWAY	0- 0	0- 0	0- 2				
0- 0	0- 0	0- 0	NEUTRAL	0- 0	0- 0	0- 0				

RPI 1-25				RPI 26-50				RPI 51-100				RPI 101+ Team's RPI: 326			
RPI	S	Opponent	Score	RPI	S	Opponent	Score	RPI	S	Opponent	Score	RPI	S	Opponent	Score
25	A	Kentucky	39 99	32	A	Georgi a Tech	49 84					107	A	Tennessee Tech	58 77
												158	N	North Ala.	66 89
												180	H	Mercer	67 69
												195	A	UNC Asheville	49 74
												205	A	Coastal Caro.	59 77
												228	H	Samford	42 75
												233	H	Gardner-Webb	52 62
												244	H	Campbel l	37 63
												247	A	Furman	55 65
												267	A	Winthrop	65 57
												268	H	N. C. A&T	51 69
												273	A	Wofford	65 91
												304	H	South Carolina St.	39 54
												315	A	NJIT	71 79
												340	H	USC Upstate	68 64

LAST 12 Division I GAMES:															
228	H	Samford	42 75	180	H	Mercer	67 69								
25	A	Kentucky	39 99	247	A	Furman	55 65								
340	H	USC Upstate	68 64	273	A	Wofford	65 91								
268	H	N. C. A&T	51 69	233	H	Gardner-Webb	52 62								
158	N	North Ala.	66 89	304	H	South Carolina St.	39 54								
315	A	NJIT	71 79	267	A	Winthrop	65 57								

Non-Div I Games: Young Harris 63 54

Western Caro.

Average RPI Win:	261	WON-LOST	WINNING	LAST 10	STRENGTH OF	OPP. STRENGTH	TEAM	ADJ.	CONF.	ADJ CONF.
Average RPI Loss:	134	RECORD	PCT. RANK	GAMES	SCHEDULE	OF SCHEDULE	RPI	RPI	RPI	RPI
DIV. I ONLY	6- 12	254	5-5	173	195	238	238	18	18	
DIV. I NON-CONF.	2- 9	297	0- 0	78	172	246	246	16	16	

TOTALS	RPI 1-25	RPI 26-50	W-L RECORDS	RPI 51-100	RPI 101-150	RPI 150+				
6- 12	0- 2	0- 3	OVERALL	0- 1	1- 0	5- 6				
4- 3	0- 1	0- 2	HOME	0- 0	1- 0	3- 0				
1- 6	0- 1	0- 1	AWAY	0- 0	0- 0	1- 4				
1- 3	0- 0	0- 0	NEUTRAL	0- 1	0- 0	1- 2				
2- 9	0- 2	0- 2	NON-CONFERENCE	0- 1	0- 0	2- 4				
1- 2	0- 1	0- 1	HOME	0- 0	0- 0	1- 0				
0- 4	0- 1	0- 1	AWAY	0- 0	0- 0	0- 2				
1- 3	0- 0	0- 0	NEUTRAL	0- 1	0- 0	1- 2				
4- 3	0- 0	0- 1	CONFERENCE	0- 0	1- 0	3- 2				
3- 1	0- 0	0- 1	HOME	0- 0	1- 0	2- 0				
1- 2	0- 0	0- 0	AWAY	0- 0	0- 0	1- 2				
0- 0	0- 0	0- 0	NEUTRAL	0- 0	0- 0	0- 0				

RPI 1-25				RPI 26-50				RPI 51-100				RPI 101+				Team's RPI: 238
RPI	S	Opponent	Score	RPI	S	Opponent	Score	RPI	S	Opponent	Score	RPI	S	Opponent	Score	
11	H	Drake	71 98	26	H	South Dakota St.	84 93	95	N	Northern Ill.	61 86	149	H	Denver	87 78	
21	A	Butler	51 92	33	A	Purdue	60 81					169	A	Oral Roberts	64 68	
				34	H	Missouri	64 89					173	A	Bradley	68 82	
												217	A	North Dakota	92 80	
												220	A	Southeast Mo. St.	71 81	
												247	N	Furman	85 78	
												250	N	Eastern Ill.	62 64	
												265	N	UTEP	72 84	
												299	H	Omaha	78 70	
												311	A	North Dakota St.	60 68	
												313	H	Austin Peay	77 72	
												338	H	Purdue Fort Wayne	73 59	

LAST 12 Division I GAMES:																
338	H	Purdue Fort Wayne	73 59	299	H	Omaha	78 70									
247	N	Furman	85 78	217	A	North Dakota	92 80									
265	N	UTEP	72 84	311	A	North Dakota St.	60 68									
95	N	Northern Ill.	61 86	169	A	Oral Roberts	64 68									
250	N	Eastern Ill.	62 64	149	H	Denver	87 78									
173	A	Bradley	68 82	26	H	South Dakota St.	84 93									

Non-Div I Games: MacMurray 136 39 William Woods 81 73

Western III.

Average RPI Win:	210	WON-LOST	WINNING	LAST 10	STRENGTH OF	OPP. STRENGTH	TEAM	ADJ.	CONF.	ADJ CONF.
Average RPI Loss:	51	RECORD	PCT. RANK	GAMES	SCHEDULE	OF SCHEDULE	RPI	RPI	RPI	RPI
DIV. I ONLY	9- 8	150	8-2	75	16	110	110	16	16	
DIV. I NON-CONF.	4- 8	241	0- 1	36	3	135	135	19	19	

TOTALS	RPI 1-25	RPI 26-50	W-L RECORDS	RPI 51-100	RPI 101-150	RPI 150+				
9- 8	0- 5	0- 1	OVERALL	1- 0	1- 1	7- 1				
5- 3	0- 2	0- 0	HOME	1- 0	0- 0	4- 1				
3- 3	0- 2	0- 0	AWAY	0- 0	1- 1	2- 0				
1- 2	0- 1	0- 1	NEUTRAL	0- 0	0- 0	1- 0				
4- 8	0- 5	0- 1	NON-CONFERENCE	0- 0	1- 1	3- 1				
2- 3	0- 2	0- 0	HOME	0- 0	0- 0	2- 1				
1- 3	0- 2	0- 0	AWAY	0- 0	1- 1	0- 0				
1- 2	0- 1	0- 1	NEUTRAL	0- 0	0- 0	1- 0				
5- 0	0- 0	0- 0	CONFERENCE	1- 0	0- 0	4- 0				
3- 0	0- 0	0- 0	HOME	1- 0	0- 0	2- 0				
2- 0	0- 0	0- 0	AWAY	0- 0	0- 0	2- 0				
0- 0	0- 0	0- 0	NEUTRAL	0- 0	0- 0	0- 0				

RPI	S	Opponent	Score
1	A	Notre Dame	53 94
5	H	Louisville	80 102
10	N	Gonzaga	55 76
12	H	Iowa	67 104
19	A	Central Mich.	90 108

RPI	S	Opponent	Score
38	N	Oregon St.	60 74

RPI	S	Opponent	Score
55	H	Old Domini on	75 60

RPI	S	Opponent	Score
101	A	Little Rock	68 56
137	A	Oklahoma	83 90
168	H	Southern Ill.	83 76
170	H	Charlotte	76 58
188	H	Ball St.	83 86
237	N	ETSU	82 68
240	H	Marshall	85 55
290	A	Fla. Atlantic	81 50
310	A	FIU	94 82
318	H	Morgan St.	90 43

LAST 12 Division I GAMES:

10 N	Gonzaga	55 76	237 N	ETSU	82 68
1 A	Notre Dame	53 94	290 A	Fla. Atlantic	81 50
188 H	Ball St.	83 86	310 A	FIU	94 82
101 A	Little Rock	68 56	240 H	Marshall	85 55
318 H	Morgan St.	90 43	55 H	Old Domini on	75 60
38 N	Oregon St.	60 74	170 H	Charlotte	76 58

Non-Div I Games: Union (TN) 77 65 Bel larmi ne 95 57

Western Ky.

Average RPI Win: 310

Average RPI Loss: 152

WON-LOST
RECORDWINNING
PCT. RANKLAST 10
GAMESSTRENGTH OF
SCHEDULEOPP. STRENGTH
OF SCHEDULETEAM
RPIADJ.
RPICONF.
RPIADJ CONF.
RPIDIV. I ONLY
DIV. I NON-CONF.6- 9
5- 5228
1625-5
0- 0318
348243
271292
330292
3308
88
8

TOTALS

RPI 1-25

RPI 26-50

W-L RECORDS

RPI 51-100

RPI 101-150

RPI 150+

6- 9
2- 6
3- 2
1- 10- 0
0- 0
0- 0
0- 00- 1
0- 1
0- 0
0- 0OVERALL
HOME
AWAY
NEUTRAL0- 2
0- 2
0- 0
0- 00- 0
0- 0
0- 0
0- 06- 6
2- 3
3- 2
1- 15- 5
2- 3
2- 1
1- 10- 0
0- 0
0- 0
0- 00- 0
0- 0
0- 0
0- 0NON-CONFERENCE
HOME
AWAY
NEUTRAL0- 1
0- 1
0- 0
0- 00- 0
0- 0
0- 0
0- 05- 4
2- 2
2- 1
1- 11- 4
0- 3
1- 1
0- 00- 0
0- 0
0- 0
0- 00- 1
0- 1
0- 0
0- 0CONFERENCE
HOME
AWAY
NEUTRAL0- 1
0- 1
0- 0
0- 00- 0
0- 0
0- 0
0- 01- 2
0- 1
1- 1
0- 0

RPI 1-25

RPI 26-50

RPI 51-100

RPI 101+

Team's RPI: 292

RPI S Opponent Score

RPI S Opponent Score

RPI S Opponent Score

RPI S Opponent Score

36 H Buffal o 59 61

63 H Mi chi gan 42 79

94 H Tol edo 57 80

178 H New Mexico St. 54 66

179 H Akron 59 72

184 A Eastern Mi ch. 61 64

193 A Ole Mi ss 66 69

217 N North Dakota 50 62

223 H Loyol a Chi cago 53 64

230 A Bowl ing Green 84 82

290 A Fla. Atlantic 69 59

325 H Eastern Ky. 64 53

329 A Detroi t Mercy 54 44

338 H Purdue Fort Wayne 69 61

346 N Fl ori da A&M 69 50

LAST 12 Division I GAMES:

36 H Buffal o 59 61

290 A Fla. Atlantic 69 59

329 A Detroi t Mercy 54 44

223 H Loyol a Chi cago 53 64

325 H Eastern Ky. 64 53

193 A Ole Mi ss 66 69

94 H Tol edo 57 80

184 A Eastern Mi ch. 61 64

179 H Akron 59 72

230 A Bowl ing Green 84 82

346 N Fl ori da A&M 69 50

217 N North Dakota 50 62

Non-Div I Games: Saginaw Valley 75 51

Western Mich.

Loss, Non-Conf, S Site, H Home A Away N Neutral

Average RPI Win:	230	WON-LOST	WINNING	LAST 10	STRENGTH OF	OPP. STRENGTH	TEAM	ADJ.	CONF.	ADJ CONF.
Average RPI Loss:	126	RECORD	PCT. RANK	GAMES	SCHEDULE	OF SCHEDULE	RPI	RPI	RPI	RPI
DIV. I ONLY	7- 11	234	2-8	203	159	269	269	9	9	
DIV. I NON-CONF.	7- 6	153	0- 1	181	167	223	223	9	9	

TOTALS	RPI 1-25	RPI 26-50	W-L RECORDS	RPI 51-100	RPI 101-150	RPI 150+				
7- 11	0- 0	0- 1	OVERALL	1- 4	1- 3	5- 3				
7- 5	0- 0	0- 0	HOME	1- 2	1- 2	5- 1				
0- 3	0- 0	0- 0	AWAY	0- 0	0- 1	0- 2				
0- 3	0- 0	0- 1	NEUTRAL	0- 2	0- 0	0- 0				
7- 6	0- 0	0- 1	NON-CONFERENCE	1- 4	1- 1	5- 0				
7- 3	0- 0	0- 0	HOME	1- 2	1- 1	5- 0				
0- 0	0- 0	0- 0	AWAY	0- 0	0- 0	0- 0				
0- 3	0- 0	0- 1	NEUTRAL	0- 2	0- 0	0- 0				
0- 5	0- 0	0- 0	CONFERENCE	0- 0	0- 2	0- 3				
0- 2	0- 0	0- 0	HOME	0- 0	0- 1	0- 1				
0- 3	0- 0	0- 0	AWAY	0- 0	0- 1	0- 2				
0- 0	0- 0	0- 0	NEUTRAL	0- 0	0- 0	0- 0				

RPI 1-25				RPI 26-50				RPI 51-100				RPI 101+ Team's RPI: 269			
RPI	S	Opponent	Score	RPI	S	Opponent	Score	RPI	S	Opponent	Score	RPI	S	Opponent	Score
				27	N	South Dakota	64 73	64	H	Oklahoma St.	47 60	107	H	Tennessee Tech	45 55
								67	H	Creighton	71 83	116	H	Houston	58 66
								80	N	Northwestern	43 65	133	A	Tulsa	49 63
								92	N	Washington St.	59 85	134	H	Louisiana Tech	70 56
								96	H	Missouri St.	63 60	160	H	Grambling	70 61
												215	H	Sam Houston St.	63 55
												222	A	East Carolina	56 78
												224	A	SMU	50 78
												257	H	Memphis	50 71
												324	H	Houston Baptist	68 50
												339	H	Savannah St.	66 50
												342	H	Ark.-Pine Bluff	76 39
LAST 12 Division I GAMES:															
				92	N	Washington St.	59 85	116	H	Houston	58 66				
				80	N	Northwestern	43 65	224	A	SMU	50 78				
				160	H	Grambling	70 61	257	H	Memphis	50 71				
				67	H	Creighton	71 83	222	A	East Carolina	56 78				
				107	H	Tennessee Tech	45 55	133	A	Tulsa	49 63				
				64	H	Oklahoma St.	47 60	339	H	Savannah St.	66 50				

Non-Div I Games:

Wichita St.

DIV. I ONLY	10- 6	104	7-3	216	230	150	150	10	10
DIV. I NON-CONF.	7- 4	109	0- 0	236	260	145	145	13	13
TOTALS	RPI 1-25	RPI 26-50	W-L RECORDS	RPI 51-100	RPI 101-150	RPI 150+			
10- 6	0- 0	0- 0	OVERALL	0- 3	1- 2	9- 1			
6- 2	0- 0	0- 0	HOME	0- 0	1- 1	5- 1			
4- 4	0- 0	0- 0	AWAY	0- 3	0- 1	4- 0			
0- 0	0- 0	0- 0	NEUTRAL	0- 0	0- 0	0- 0			
7- 4	0- 0	0- 0	NON-CONFERENCE	0- 2	0- 2	7- 0			
4- 1	0- 0	0- 0	HOME	0- 0	0- 1	4- 0			
3- 3	0- 0	0- 0	AWAY	0- 2	0- 1	3- 0			
0- 0	0- 0	0- 0	NEUTRAL	0- 0	0- 0	0- 0			
3- 2	0- 0	0- 0	CONFERENCE	0- 1	1- 0	2- 1			
2- 1	0- 0	0- 0	HOME	0- 0	1- 0	1- 1			
1- 1	0- 0	0- 0	AWAY	0- 1	0- 0	1- 0			
0- 0	0- 0	0- 0	NEUTRAL	0- 0	0- 0	0- 0			

RPI 1-25				RPI 26-50				RPI 51-100				RPI 101+				Team's RPI: 150	
RPI	S	Opponent	Score	RPI	S	Opponent	Score	RPI	S	Opponent	Score	RPI	S	Opponent	Score		
								54	A	Northeastern	74 88	117	H	UNCW	70 64		
								55	A	Old Dominion	69 83	126	H	VCU	55 72		
								93	A	Hartford	45 50	148	A	Dav idson	65 76		
												189	H	El on	65 60		
												197	H	George Washi ngton	73 59		
												221	H	Howard	88 75		
												222	H	East Carol ina	63 43		
												254	A	Norfol k St.	55 44		
												259	A	Hofstra	60 55		
												282	H	Ri chmond	65 55		
												294	H	Col . of Charleston	54 66		
												306	A	Loyol a Maryl and	65 49		
												312	A	Fai rfi el d	60 54		
LAST 12 Division I GAMES:																	
				189	H	El on	65 60	294	H	Col . of Charleston	54 66						
				55	A	Old Domi ni on	69 83	117	H	UNCW	70 64						
				282	H	Ri chmond	65 55	54	A	Northeastern	74 88						
				312	A	Fai rfi el d	60 54	259	A	Hofstra	60 55						
				93	A	Hartford	45 50	197	H	George Washi ngton	73 59						
				222	H	East Carol ina	63 43	254	A	Norfol k St.	55 44						

Non-Div I Games:

William & Mary

Average RPI Win:	286	WON-LOST	WINNING	LAST 10	STRENGTH OF	OPP. STRENGTH	TEAM	ADJ.	CONF.	ADJ CONF.
Average RPI Loss:	212	RECORD	PCT. RANK	GAMES	SCHEDULE	OF SCHEDULE	RPI	RPI	RPI	RPI

DIV. I ONLY	8- 8	165	6-4	336	336	267	267	28	28
DIV. I NON-CONF.	4- 6	212	0- 0	323	320	274	274	29	29

TOTALS	RPI 1-25	RPI 26-50	W-L RECORDS	RPI 51-100	RPI 101-150	RPI 150+			
8- 8	0- 0	0- 0	OVERALL	0- 1	0- 2	8- 5			
4- 2	0- 0	0- 0	HOME	0- 0	0- 0	4- 2			
4- 6	0- 0	0- 0	AWAY	0- 1	0- 2	4- 3			
0- 0	0- 0	0- 0	NEUTRAL	0- 0	0- 0	0- 0			
4- 6	0- 0	0- 0	NON-CONFERENCE	0- 1	0- 1	4- 4			
2- 1	0- 0	0- 0	HOME	0- 0	0- 0	2- 1			
2- 5	0- 0	0- 0	AWAY	0- 1	0- 1	2- 3			
0- 0	0- 0	0- 0	NEUTRAL	0- 0	0- 0	0- 0			
4- 2	0- 0	0- 0	CONFERENCE	0- 0	0- 1	4- 1			
2- 1	0- 0	0- 0	HOME	0- 0	0- 0	2- 1			
2- 1	0- 0	0- 0	AWAY	0- 0	0- 1	2- 0			
0- 0	0- 0	0- 0	NEUTRAL	0- 0	0- 0	0- 0			

RPI 1-25				RPI 26-50				RPI 51-100				RPI 101+ Team's RPI: 267					
RPI	S	Opponent	Score	RPI	S	Opponent	Score	RPI	S	Opponent	Score	RPI	S	Opponent	Score		
								59	A	James Madison	39	56	119	A	Georgia	39	85
												138	A	Radford	49	70	
												162	A	Wisconsin	41	76	
												189	H	Elon	58	57	
												233	A	Gardner-Webb	64	62	
												244	A	Campbell	59	46	
												273	A	Wofford	53	70	
												281	A	Ga. Southern	55	64	
												294	A	Col. of Charleston	71	64	
												304	A	South Carolina St.	58	50	
												326	H	Western Caro.	57	65	
												333	H	Charleston So.	57	52	
												340	H	USC Upstate	50	76	
												345	H	Longwood	77	69	
												349	H	N.C. Central	66	41	

LAST 12 Division I GAMES:																	
233	A	Gardner-Webb	64	62	244	A	Campbell	59	46								
281	A	Ga. Southern	55	64	138	A	Radford	49	70								
189	H	Elon	58	57	340	H	USC Upstate	50	76								
304	A	South Carolina St.	58	50	333	H	Charleston So.	57	52								
294	A	Col. of Charleston	71	64	345	H	Longwood	77	69								
59	A	James Madison	39	56	326	H	Western Caro.	57	65								

Non-Div I Games: Newberry 63 67

Winthrop

Average RPI Win:	227	WON-LOST	WINNING	LAST 10	STRENGTH OF	OPP. STRENGTH	TEAM	ADJ.	CONF.	ADJ CONF.
Average RPI Loss:	67	RECORD	PCT. RANK	GAMES	SCHEDULE	OF SCHEDULE	RPI	RPI	RPI	RPI
DIV. I ONLY	10- 9	160	3-7	142	102	162	162	4	4	
DIV. I NON-CONF.	9- 3	61	0- 0	291	203	160	160	5	5	

TOTALS	RPI 1-25	RPI 26-50	W-L RECORDS	RPI 51-100	RPI 101-150	RPI 150+				
10- 9	0- 1	1- 2	OVERALL	1- 3	0- 3	8- 0				
7- 3	0- 0	1- 1	HOME	0- 1	0- 1	6- 0				
1- 5	0- 1	0- 0	AWAY	0- 2	0- 2	1- 0				
2- 1	0- 0	0- 1	NEUTRAL	1- 0	0- 0	1- 0				
9- 3	0- 0	0- 1	NON-CONFERENCE	1- 2	0- 0	8- 0				
6- 1	0- 0	0- 0	HOME	0- 1	0- 0	6- 0				
1- 1	0- 0	0- 0	AWAY	0- 1	0- 0	1- 0				
2- 1	0- 0	0- 1	NEUTRAL	1- 0	0- 0	1- 0				
1- 6	0- 1	1- 1	CONFERENCE	0- 1	0- 3	0- 0				
1- 2	0- 0	1- 1	HOME	0- 0	0- 1	0- 0				
0- 4	0- 1	0- 0	AWAY	0- 1	0- 2	0- 0				
0- 0	0- 0	0- 0	NEUTRAL	0- 0	0- 0	0- 0				

RPI	S	Opponent	Score	RPI	S	Opponent	Score	RPI	S	Opponent	Score	RPI	S	Opponent	Score	Team's RPI: 162
12	A	Iowa	53 71	29	H	Indiana	68 75	51	H	Duke	53 60	106	A	Minnesota	56 74	
				33	H	Purdue	76 69	53	A	Green Bay	46 55	106	H	Minnesota	50 78	
				50	N	Arkansas	68 69	80	A	Northwestern	46 72	114	A	Penn St.	64 71	
								91	N	Pittsburgh	57 42	152	H	IUPUI	65 64	
												185	A	Milwaukee	68 57	
												240	H	Marshall	67 49	
												267	H	Winthrop	76 41	
												301	N	Tennessee St.	58 53	
												311	H	North Dakota St.	64 53	
												343	H	Chicago St.	85 38	
												344	H	Evansville	96 60	

LAST 12 Division I GAMES:																
				80	A	Northwestern	46 72	106	H	Minnesota	50 78					
				344	H	Evansville	96 60	29	H	Indiana	68 75					
				343	H	Chicago St.	85 38	12	A	Iowa	53 71					
				53	A	Green Bay	46 55	114	A	Penn St.	64 71					
				240	H	Marshall	67 49	33	H	Purdue	76 69					
				51	H	Duke	53 60	106	A	Minnesota	56 74					

Non-Div I Games:

Wisconsin

Average RPI Win:	295	WON-LOST	WINNING	LAST 10	STRENGTH OF	OPP. STRENGTH	TEAM	ADJ.	CONF.	ADJ CONF.
Average RPI Loss:	176	RECORD	PCT. RANK	GAMES	SCHEDULE	OF SCHEDULE	RPI	RPI	RPI	RPI
DIV. I ONLY	7- 9	205	5-5	342	206	273	273	24	24	
DIV. I NON-CONF.	5- 7	206	0- 0	309	270	247	247	25	25	
<hr/>										
TOTALS	RPI 1-25	RPI 26-50	W-L RECORDS	RPI 51-100	RPI 101-150	RPI 150+				
7- 9	0- 0	0- 2	OVERALL	0- 0	0- 2	7- 5				
5- 0	0- 0	0- 0	HOME	0- 0	0- 0	5- 0				
2- 9	0- 0	0- 2	AWAY	0- 0	0- 2	2- 5				
0- 0	0- 0	0- 0	NEUTRAL	0- 0	0- 0	0- 0				
5- 7	0- 0	0- 2	NON-CONFERENCE	0- 0	0- 1	5- 4				
3- 0	0- 0	0- 0	HOME	0- 0	0- 0	3- 0				
2- 7	0- 0	0- 2	AWAY	0- 0	0- 1	2- 4				
0- 0	0- 0	0- 0	NEUTRAL	0- 0	0- 0	0- 0				
2- 2	0- 0	0- 0	CONFERENCE	0- 0	0- 1	2- 1				
2- 0	0- 0	0- 0	HOME	0- 0	0- 0	2- 0				
0- 2	0- 0	0- 0	AWAY	0- 0	0- 1	0- 1				
0- 0	0- 0	0- 0	NEUTRAL	0- 0	0- 0	0- 0				

RPI 1-25				RPI 26-50				RPI 51-100				RPI 101+ Team's RPI: 273			
RPI	S	Opponent	Score	RPI	S	Opponent	Score	RPI	S	Opponent	Score	RPI	S	Opponent	Score
				32	A	Georgi a Tech	40 81					109	A	Appal achian St.	70 94
				37	A	Cl emson	77 85					129	A	Chattanooga	82 89
												170	A	Char lotte	63 85
												195	A	UNC Asheville	46 60
												233	H	Gardner-Webb	59 53
												237	A	ETSU	79 92
												267	H	Winthrop	70 53
												281	A	Ga. Southern	81 65
												294	H	Col. of Charleston	78 58
												321	H	UNC Greensboro	93 66
												326	H	Western Caro.	91 65
												330	A	Presbyteri an	50 61
												345	A	Longwood	101 72
												349	A	N. C. Central	59 66
<hr/>															
LAST 12 Division I GAMES:															
				237	A	ETSU	79 92					129	A	Chattanooga	82 89
				345	A	Longwood	101 72					321	H	UNC Greensboro	93 66
				233	H	Gardner-Webb	59 53					326	H	Western Caro.	91 65
				195	A	UNC Asheville	46 60					32	A	Georgi a Tech	40 81
				267	H	Winthrop	70 53					109	A	Appal achian St.	70 94
				294	H	Col. of Charleston	78 58					349	A	N. C. Central	59 66

Non-Div I Games: Warren Wilson 107 30 Southern Wesleyan 110 47 Brevard 106 52

Wofford

Average RPI Win:	206	WON-LOST	WINNING	LAST 10	STRENGTH OF	OPP. STRENGTH	TEAM	ADJ.	CONF.	ADJ CONF.
Average RPI Loss:	133	RECORD	PCT. RANK	GAMES	SCHEDULE	OF SCHEDULE	RPI	RPI	RPI	RPI
DIV. I ONLY	13- 5	58	8-2	194	194	81	81	20	20	
DIV. I NON-CONF.	7- 4	109	0- 0	156	198	92	92	18	18	

TOTALS	RPI 1-25	RPI 26-50	W-L RECORDS	RPI 51-100	RPI 101-150	RPI 150+				
13- 5	0- 0	0- 1	OVERALL	2- 1	2- 1	9- 2				
3- 1	0- 0	0- 0	HOME	2- 1	0- 0	1- 0				
6- 4	0- 0	0- 1	AWAY	0- 0	0- 1	6- 2				
4- 0	0- 0	0- 0	NEUTRAL	0- 0	2- 0	2- 0				
7- 4	0- 0	0- 1	NON-CONFERENCE	1- 1	2- 0	4- 2				
1- 1	0- 0	0- 0	HOME	1- 1	0- 0	0- 0				
2- 3	0- 0	0- 1	AWAY	0- 0	0- 0	2- 2				
4- 0	0- 0	0- 0	NEUTRAL	0- 0	2- 0	2- 0				
6- 1	0- 0	0- 0	CONFERENCE	1- 0	0- 1	5- 0				
2- 0	0- 0	0- 0	HOME	1- 0	0- 0	1- 0				
4- 1	0- 0	0- 0	AWAY	0- 0	0- 1	4- 0				
0- 0	0- 0	0- 0	NEUTRAL	0- 0	0- 0	0- 0				

RPI 1-25				RPI 26-50				RPI 51-100				Team's RPI: 81				RPI 101+			
RPI	S	Opponent	Score	RPI	S	Opponent	Score	RPI	S	Opponent	Score	RPI	S	Opponent	Score	RPI	S	Opponent	Score
				28	A	Michigan St.	68 84	53	H	Green Bay	85 67	121	A	Youngstown St.	68 83				
								75	H	Belmont	63 79	123	N	Drexel	71 63				
								76	H	Kent St.	61 55	135	N	Marist	76 60				
												152	A	IUPUI	78 75				
												170	A	Charlotte	85 88				
												185	H	Milwaukee	61 57				
												229	A	UNLV	68 52				
												245	N	Stetson	57 44				
												259	N	Hofstra	93 64				
												266	A	Cleveland St.	70 65				
												270	A	CSU Bakersfield	74 76				
												279	A	Northern Ky.	61 55				
												335	A	UIC	79 46				
												341	A	Manhattan	60 44				

LAST 12 Division I GAMES:																			
				266	A	Cleveland St.	70 65	121	A	Youngstown St.	68 83								
				170	A	Charlotte	85 88	279	A	Northern Ky.	61 55								
				341	A	Manhattan	60 44	185	H	Milwaukee	61 57								
				123	N	Drexel	71 63	53	H	Green Bay	85 67								
				76	H	Kent St.	61 55	335	A	UIC	79 46								
				135	N	Marist	76 60	152	A	IUPUI	78 75								

Non-Div I Games: Kentucky St. 83 53

Wright St.

Average RPI Win:	220	WON-LOST	WINNING	LAST 10	STRENGTH OF	OPP. STRENGTH	TEAM	ADJ.	CONF.	ADJ CONF.
Average RPI Loss:	80	RECORD	PCT. RANK	GAMES	SCHEDULE	OF SCHEDULE	RPI	RPI	RPI	RPI
DIV. I ONLY	10- 8	143	3-7	182	110	175	175	5	5	
DIV. I NON-CONF.	9- 2	43	0- 0	284	237	137	137	4	4	

TOTALS	RPI 1-25	RPI 26-50	W-L RECORDS	RPI 51-100	RPI 101-150	RPI 150+				
10- 8	0- 1	0- 0	OVERALL	1- 4	2- 3	7- 0				
9- 3	0- 1	0- 0	HOME	1- 0	1- 2	7- 0				
1- 5	0- 0	0- 0	AWAY	0- 4	1- 1	0- 0				
0- 0	0- 0	0- 0	NEUTRAL	0- 0	0- 0	0- 0				
9- 2	0- 0	0- 0	NON-CONFERENCE	0- 0	2- 2	7- 0				
8- 1	0- 0	0- 0	HOME	0- 0	1- 1	7- 0				
1- 1	0- 0	0- 0	AWAY	0- 0	1- 1	0- 0				
0- 0	0- 0	0- 0	NEUTRAL	0- 0	0- 0	0- 0				
1- 6	0- 1	0- 0	CONFERENCE	1- 4	0- 1	0- 0				
1- 2	0- 1	0- 0	HOME	1- 0	0- 1	0- 0				
0- 4	0- 0	0- 0	AWAY	0- 4	0- 0	0- 0				
0- 0	0- 0	0- 0	NEUTRAL	0- 0	0- 0	0- 0				

RPI 1-25				RPI 26-50				RPI 51-100				RPI 101+ Team's RPI: 175			
RPI	S	Opponent	Score	RPI	S	Opponent	Score	RPI	S	Opponent	Score	RPI	S	Opponent	Score
21	H	Butler	41 63					58	A	Villanova	71 75	105	H	St. John's (NY)	57 76
								67	A	Creighton	62 66	106	H	Minnesota	53 78
								73	H	Seton Hall	63 62	107	H	Tennessee Tech	70 60
								83	A	Georgetown	61 68	113	A	Cincinnati	61 79
								87	A	Providence	58 71	115	A	Wake Forest	62 50
												158	H	North Ala.	94 81
												225	H	Alabama St.	87 58
												230	H	Bowling Green	65 49
												288	H	New Orleans	61 45
												312	H	Fairfield	48 35
												343	H	Chicago St.	91 57
												348	H	Delaware St.	80 59

LAST 12 Division I GAMES:															
87	A	Providence	58 71	67	A	Creighton	62 66								
288	H	New Orleans	61 45	21	H	Butler	41 63								
225	H	Alabama St.	87 58	73	H	Seton Hall	63 62								
113	A	Cincinnati	61 79	105	H	St. John's (NY)	57 76								
348	H	Delaware St.	80 59	58	A	Villanova	71 75								
158	H	North Ala.	94 81	83	A	Georgetown	61 68								

Non-Div I Games:

Xavier

Average RPI Win:	255	WON-LOST	WINNING	LAST 10	STRENGTH OF	OPP. STRENGTH	TEAM	ADJ.	CONF.	ADJ CONF.
Average RPI Loss:	115	RECORD	PCT. RANK	GAMES	SCHEDULE	OF SCHEDULE	RPI	RPI	RPI	RPI
DIV. I ONLY	10- 6	104	7-3	197	284	112	112	11	11	
DIV. I NON-CONF.	10- 5	91	1- 0	197	296	88	88	10	10	

TOTALS	RPI 1-25	RPI 26-50	W-L RECORDS	RPI 51-100	RPI 101-150	RPI 150+				
10- 6	0- 0	0- 0	OVERALL	0- 3	1- 2	9- 1				
3- 0	0- 0	0- 0	HOME	0- 0	0- 0	3- 0				
4- 6	0- 0	0- 0	AWAY	0- 3	1- 2	3- 1				
3- 0	0- 0	0- 0	NEUTRAL	0- 0	0- 0	3- 0				
10- 5	0- 0	0- 0	NON-CONFERENCE	0- 3	1- 2	9- 0				
3- 0	0- 0	0- 0	HOME	0- 0	0- 0	3- 0				
4- 5	0- 0	0- 0	AWAY	0- 3	1- 2	3- 0				
3- 0	0- 0	0- 0	NEUTRAL	0- 0	0- 0	3- 0				
0- 1	0- 0	0- 0	CONFERENCE	0- 0	0- 0	0- 1				
0- 0	0- 0	0- 0	HOME	0- 0	0- 0	0- 0				
0- 1	0- 0	0- 0	AWAY	0- 0	0- 0	0- 1				
0- 0	0- 0	0- 0	NEUTRAL	0- 0	0- 0	0- 0				

RPI 1-25				RPI 26-50				RPI 51-100				RPI 101+ Team's RPI: 112			
RPI	S	Opponent	Score	RPI	S	Opponent	Score	RPI	S	Opponent	Score	RPI	S	Opponent	Score
								86	A	SFA	57 67	105	A	St. John's (NY)	52 56
								87	A	Providence	42 59	113	A	Cincinnati	52 66
								95	A	Northern Ill.	80 89	121	A	Youngstown St.	58 56
												202	A	Brown	71 86
												208	N	Saint Louis	58 52
												232	H	Colgate	80 61
												241	N	Niagara	67 64
												268	N	N.C. A&T	59 49
												274	A	Vermont	58 55
												287	A	Army West Point	62 51
												295	H	Central Conn. St.	58 46
												303	H	Saint Peter's	72 56
												317	A	Wagner	74 41
LAST 12 Division I GAMES:															
268	N	N.C. A&T	59 49	86	A	SFA	57 67	241	N	Niagara	67 64	202	A	Brown	71 86
274	A	Vermont	58 55	208	N	Saint Louis	58 52	295	H	Central Conn. St.	58 46	287	A	Army West Point	62 51
105	A	St. John's (NY)	52 56	295	H	Central Conn. St.	58 46	287	A	Army West Point	62 51				
303	H	Saint Peter's	72 56												
87	A	Providence	42 59												
317	A	Wagner	74 41												

Non-Div I Games:

Yale

Average RPI Win:	229	WON-LOST	WINNING	LAST 10	STRENGTH OF	OPP. STRENGTH	TEAM	ADJ.	CONF.	ADJ CONF.
Average RPI Loss:	96	RECORD	PCT. RANK	GAMES	SCHEDULE	OF SCHEDULE	RPI	RPI	RPI	RPI
DIV. I ONLY	12- 5	68	7-3	217	229	121	121	20	20	
DIV. I NON-CONF.	6- 3	91	0- 0	98	247	76	76	18	18	

TOTALS	RPI 1-25	RPI 26-50	W-L RECORDS	RPI 51-100	RPI 101-150	RPI 150+				
12- 5	0- 0	0- 0	OVERALL	2- 3	0- 1	10- 1				
8- 1	0- 0	0- 0	HOME	1- 0	0- 1	7- 0				
4- 4	0- 0	0- 0	AWAY	1- 3	0- 0	3- 1				
0- 0	0- 0	0- 0	NEUTRAL	0- 0	0- 0	0- 0				
6- 3	0- 0	0- 0	NON-CONFERENCE	1- 2	0- 1	5- 0				
4- 1	0- 0	0- 0	HOME	0- 0	0- 1	4- 0				
2- 2	0- 0	0- 0	AWAY	1- 2	0- 0	1- 0				
0- 0	0- 0	0- 0	NEUTRAL	0- 0	0- 0	0- 0				
6- 2	0- 0	0- 0	CONFERENCE	1- 1	0- 0	5- 1				
4- 0	0- 0	0- 0	HOME	1- 0	0- 0	3- 0				
2- 2	0- 0	0- 0	AWAY	0- 1	0- 0	2- 1				
0- 0	0- 0	0- 0	NEUTRAL	0- 0	0- 0	0- 0				

RPI 1-25				RPI 26-50				RPI 51-100				RPI 101+				Team's RPI: 121
RPI	S	Opponent	Score	RPI	S	Opponent	Score	RPI	S	Opponent	Score	RPI	S	Opponent	Score	
								52	A	Bucknell	68 73	112	H	Yale	56 58	
								53	A	Green Bay	42 60	152	H	IUPUI	70 52	
								76	A	Kent St.	34 62	179	H	Akron	72 61	
								81	H	Wright St.	83 68	185	A	Milwaukee	68 71	
								91	A	Pittsburgh	64 55	223	H	Loyola Chicago	74 63	
												235	H	Robert Morris	69 59	
												253	H	Saint Francis (PA)	80 56	
												279	H	Northern Ky.	77 66	
												293	A	Canisius	62 36	
												296	A	Oakland	69 55	
												329	A	Detroit Mercy	85 59	
												335	H	UIC	81 29	
LAST 12 Division I GAMES:																
279	H	Northern Ky.	77 66	81	H	Wright St.	83 68									
329	A	Detroit Mercy	85 59	53	A	Green Bay	42 60									
52	A	Bucknell	68 73	185	A	Milwaukee	68 71									
253	H	Saint Francis (PA)	80 56	152	H	IUPUI	70 52									
293	A	Canisius	62 36	335	H	UIC	81 29									
179	H	Akron	72 61	296	A	Oakland	69 55									

Non-Div I Games: Thiel 76 53 Carlow 90 31

Youngstown St.