

Average RPI	Win:	276	WON-LOST	WINNING	LAST 10	STRENGTH OF	OPP. STRENGTH	TEAM	ADJ.	CONF.	ADJ CONF.
Average RPI	Loss:	161	RECORD	PCT. RANK	GAMES	SCHEDULE	OF SCHEDULE	RPI	RPI	RPI	RPI
DIV. I ONLY		6- 6		163	7-3	322	242	269	269	26	26
DIV. I NON-CONF.		2- 5		264	0- 0	272	244	298	298	22	22
-----											
TOTALS	RPI 1-25		RPI 26-50		W-L RECORDS	RPI 51-100		RPI 101-150		RPI 150+	
6- 6	0- 0		0- 0		OVERALL	0- 1		0- 1		6- 4	
3- 3	0- 0		0- 0		HOME	0- 0		0- 1		3- 2	
2- 2	0- 0		0- 0		AWAY	0- 1		0- 0		2- 1	
1- 1	0- 0		0- 0		NEUTRAL	0- 0		0- 0		1- 1	
2- 5	0- 0		0- 0		NON-CONFERENCE	0- 0		0- 1		2- 4	
0- 3	0- 0		0- 0		HOME	0- 0		0- 1		0- 2	
1- 1	0- 0		0- 0		AWAY	0- 0		0- 0		1- 1	
1- 1	0- 0		0- 0		NEUTRAL	0- 0		0- 0		1- 1	
4- 1	0- 0		0- 0		CONFERENCE	0- 1		0- 0		4- 0	
3- 0	0- 0		0- 0		HOME	0- 0		0- 0		3- 0	
1- 1	0- 0		0- 0		AWAY	0- 1		0- 0		1- 0	
0- 0	0- 0		0- 0		NEUTRAL	0- 0		0- 0		0- 0	

RPI 1-25				RPI 26-50				RPI 51-100				RPI 101+				Team's RPI: 269
RPI	S	Opponent	Score	RPI	S	Opponent	Score	RPI	S	Opponent	Score	RPI	S	Opponent	Score	
								59	A	Lamar University	58 76	134	H	Texas St.	53 60	
												159	A	Texas Tech	61 78	
												178	H	New Mexico St.	65 67	
												191	N	Prairie View	59 67	
												215	H	Sam Houston St.	76 61	
												247	A	UTRGV	59 49	
												247	H	UTRGV	57 70	
												259	N	Louisiana	64 63	
												286	H	New Orleans	57 51	
												322	H	Northwestern St.	79 55	
												326	A	Central Ark.	73 65	
LAST 12 Division I GAMES:																
286	H	New Orleans	57 51	247	H	UTRGV	57 70									
215	H	Sam Houston St.	76 61	191	N	Prairie View	59 67									
322	H	Northwestern St.	79 55	259	N	Louisiana	64 63									
59	A	Lamar University	58 76	134	H	Texas St.	53 60									
326	A	Central Ark.	73 65	159	A	Texas Tech	61 78									
178	H	New Mexico St.	65 67	247	A	UTRGV	59 49									

Non-Div I Games: Schreiner 64 34 UNKNOWN 78 40 Tex. A&M Int'l 84 36 Texas Lutheran 73 49 A&M-Corpus Christi

Loss, Non-Conf, S Site, H Home A Away N Neutral

Average RPI Win:	269	WON-LOST	WINNING	LAST 10	STRENGTH OF	OPP. STRENGTH	TEAM	ADJ.	CONF.	ADJ CONF.
Average RPI Loss:	134	RECORD	PCT. RANK	GAMES	SCHEDULE	OF SCHEDULE	RPI	RPI	RPI	RPI

DIV. I ONLY	8- 5	111	6-4	318	214	170	170	26	26
DIV. I NON-CONF.	3- 4	199	0- 0	140	136	140	140	22	22
TOTALS	RPI 1-25	RPI 26-50	W-L RECORDS	RPI 51-100	RPI 101-150	RPI 150+			
8- 5	0- 0	0- 0	OVERALL	0- 2	0- 1	8- 2			
1- 1	0- 0	0- 0	HOME	0- 1	0- 0	1- 0			
6- 4	0- 0	0- 0	AWAY	0- 1	0- 1	6- 2			
1- 0	0- 0	0- 0	NEUTRAL	0- 0	0- 0	1- 0			
3- 4	0- 0	0- 0	NON-CONFERENCE	0- 2	0- 1	3- 1			
0- 1	0- 0	0- 0	HOME	0- 1	0- 0	0- 0			
2- 3	0- 0	0- 0	AWAY	0- 1	0- 1	2- 1			
1- 0	0- 0	0- 0	NEUTRAL	0- 0	0- 0	1- 0			
5- 1	0- 0	0- 0	CONFERENCE	0- 0	0- 0	5- 1			
1- 0	0- 0	0- 0	HOME	0- 0	0- 0	1- 0			
4- 1	0- 0	0- 0	AWAY	0- 0	0- 0	4- 1			
0- 0	0- 0	0- 0	NEUTRAL	0- 0	0- 0	0- 0			

RPI 1-25				RPI 26-50				RPI 51-100				RPI 101+				Team's RPI: 170	
RPI	S	Opponent	Score	RPI	S	Opponent	Score	RPI	S	Opponent	Score	RPI	S	Opponent	Score		
								63	H	Arkansas	68	80	135	A	Tulsa	63	75
								81	A	FGCU	65	81	159	A	Texas Tech	54	105
													178	A	New Mexico St.	58	46
													215	A	Sam Houston St.	91	79
													232	A	Southeastern La.	71	74
													241	N	Texas Southern	81	39
													265	A	UTEP	70	69
													286	A	New Orleans	59	52
													319	H	McNeese	109	52
													322	A	Northwestern St.	72	63
													323	A	Houston Baptist	72	62
LAST 12 Division I GAMES:																	
				322	A	Northwestern St.	72	63	159	A	Texas Tech	54	105				
				323	A	Houston Baptist	72	62	81	A	FGCU	65	81				
				232	A	Southeastern La.	71	74	63	H	Arkansas	68	80				
				319	H	McNeese	109	52	135	A	Tulsa	63	75				
				215	A	Sam Houston St.	91	79	265	A	UTEP	70	69				
				286	A	New Orleans	59	52	241	N	Texas Southern	81	39				

Non-Div I Games: Eastern N.M. 78 46 Southwest (NM) 90 47 Howard Payne 98 43 Schreiner 90 43 Abilene Christian

Average RPI Win:	237	WON-LOST	WINNING	LAST 10	STRENGTH OF	OPP. STRENGTH	TEAM	ADJ.	CONF.	ADJ CONF.
Average RPI Loss:	134	RECORD	PCT. RANK	GAMES	SCHEDULE	OF SCHEDULE	RPI	RPI	RPI	RPI
DIV. I ONLY	5- 11	260	2-8	123	183	216	216	13	13	
DIV. I NON-CONF.	3- 7	256	0- 0	71	244	198	198	11	11	
-----										
TOTALS	RPI 1-25	RPI 26-50	W-L RECORDS	RPI 51-100	RPI 101-150	RPI 150+				
5- 11	0- 1	0- 1	OVERALL	0- 1	1- 4	4- 4				
4- 3	0- 0	0- 0	HOME	0- 0	1- 1	3- 2				
1- 8	0- 1	0- 1	AWAY	0- 1	0- 3	1- 2				
0- 0	0- 0	0- 0	NEUTRAL	0- 0	0- 0	0- 0				
3- 7	0- 1	0- 0	NON-CONFERENCE	0- 1	1- 3	2- 2				
2- 2	0- 0	0- 0	HOME	0- 0	1- 0	1- 2				
1- 5	0- 1	0- 0	AWAY	0- 1	0- 3	1- 0				
0- 0	0- 0	0- 0	NEUTRAL	0- 0	0- 0	0- 0				
2- 4	0- 0	0- 1	CONFERENCE	0- 0	0- 1	2- 2				
2- 1	0- 0	0- 0	HOME	0- 0	0- 1	2- 0				
0- 3	0- 0	0- 1	AWAY	0- 0	0- 0	0- 2				
0- 0	0- 0	0- 0	NEUTRAL	0- 0	0- 0	0- 0				

RPI 1-25				RPI 26-50				RPI 51-100				RPI 101+ Team's RPI: 216			
RPI	S	Opponent	Score	RPI	S	Opponent	Score	RPI	S	Opponent	Score	RPI	S	Opponent	Score
3	A	Oregon	36 82	41	A	New Mexico	57 78	53	A	Northeastern	41 54	107	H	Northern Colo.	69 57
												116	A	Minnesota	50 67
												128	A	Portland	60 79
												149	A	Denver	66 92
												150	H	Utah St.	44 48
												187	H	Colorado St.	63 48
												198	H	Navy	47 54
												200	H	George Mason	71 78
												205	A	San Diego St.	61 70
												226	A	UNLV	56 66
												260	H	Nevada	79 74
												285	A	Army West Point	71 60
												345	H	Fairleigh Dickinson	85 37
LAST 12 Division I GAMES:															
260	H	Nevada	79 74	3	A	Oregon	36 82	128	A	Portland	60 79	198	H	Navy	47 54
226	A	UNLV	56 66	53	A	Northeastern	41 54	116	A	Minnesota	50 67	107	H	Northern Colo.	69 57
205	A	San Diego St.	61 70												
187	H	Colorado St.	63 48												
150	H	Utah St.	44 48												
41	A	New Mexico	57 78												

Non-Div I Games: Western St. 72 54

Air Force

Loss, 
Non-Conf, S Site, 
H Home
A Away 
N Neutral

Average RPI Win:	282	WON-LOST	WINNING	LAST 10	STRENGTH OF	OPP. STRENGTH	TEAM	ADJ.	CONF.	ADJ CONF.
Average RPI Loss:	84	RECORD	PCT. RANK	GAMES	SCHEDULE	OF SCHEDULE	RPI	RPI	RPI	RPI
DIV. I ONLY	10- 5	84	6-4	307	189	180	180	8	8	
DIV. I NON-CONF.	8- 2	52	0- 0	343	211	197	197	8	8	
-----										
TOTALS	RPI 1-25	RPI 26-50	W-L RECORDS	RPI 51-100	RPI 101-150	RPI 150+				
10- 5	0- 2	0- 0	OVERALL	0- 1	0- 1	10- 1				
4- 2	0- 1	0- 0	HOME	0- 0	0- 0	4- 1				
2- 3	0- 1	0- 0	AWAY	0- 1	0- 1	2- 0				
4- 0	0- 0	0- 0	NEUTRAL	0- 0	0- 0	4- 0				
8- 2	0- 1	0- 0	NON-CONFERENCE	0- 0	0- 1	8- 0				
3- 1	0- 1	0- 0	HOME	0- 0	0- 0	3- 0				
1- 1	0- 0	0- 0	AWAY	0- 0	0- 1	1- 0				
4- 0	0- 0	0- 0	NEUTRAL	0- 0	0- 0	4- 0				
2- 3	0- 1	0- 0	CONFERENCE	0- 1	0- 0	2- 1				
1- 1	0- 0	0- 0	HOME	0- 0	0- 0	1- 1				
1- 2	0- 1	0- 0	AWAY	0- 1	0- 0	1- 0				
0- 0	0- 0	0- 0	NEUTRAL	0- 0	0- 0	0- 0				

RPI 1-25				RPI 26-50				RPI 51-100				RPI 101+ Team's RPI: 180			
RPI	S	Opponent	Score	RPI	S	Opponent	Score	RPI	S	Opponent	Score	RPI	S	Opponent	Score
18	A	Central Mich.	71 94					94	A	Northern Ill.	59 70	106	A	Youngstown St.	61 72
20	H	Butler	47 63									184	H	Eastern Mich.	60 72
												228	H	Bowling Green	74 71
												238	H	St. Bonaventure	67 58
												265	N	UTEP	64 57
												267	A	N. C. A&T	49 36
												280	N	Northern Ky.	77 60
												293	A	Western Mich.	72 59
												295	H	Canisius	62 53
												297	N	Oakland	85 65
												324	H	Eastern Ky.	63 54
												332	N	Jackson St.	74 57
-----															
LAST 12 Division I GAMES:															
94	A	Northern Ill.	59 70	332	N	Jackson St.	74 57								
184	H	Eastern Mich.	60 72	295	H	Canisius	62 53								
228	H	Bowling Green	74 71	20	H	Butler	47 63								
293	A	Western Mich.	72 59	238	H	St. Bonaventure	67 58								
18	A	Central Mich.	71 94	324	H	Eastern Ky.	63 54								
265	N	UTEP	64 57	106	A	Youngstown St.	61 72								

Non-Div I Games:

Malone

63 44

Akron

Average RPI Win:	166	WON-LOST	WINNING	LAST 10	STRENGTH OF	OPP. STRENGTH	TEAM	ADJ.	CONF.	ADJ CONF.
Average RPI Loss:	71	RECORD	PCT. RANK	GAMES	SCHEDULE	OF SCHEDULE	RPI	RPI	RPI	RPI
DIV. I ONLY	10- 9	158	5-5	45	71	121	121	6	6	
DIV. I NON-CONF.	8- 5	120	0- 1	89	131	101	101	6	6	
-----										
TOTALS	RPI 1-25	RPI 26-50	W-L RECORDS	RPI 51-100	RPI 101-150	RPI 150+				
10- 9	0- 1	2- 5	OVERALL	2- 0	0- 3	6- 0				
8- 3	0- 0	2- 2	HOME	1- 0	0- 1	5- 0				
1- 3	0- 1	0- 2	AWAY	0- 0	0- 0	1- 0				
1- 3	0- 0	0- 1	NEUTRAL	1- 0	0- 2	0- 0				
8- 5	0- 0	1- 2	NON-CONFERENCE	2- 0	0- 3	5- 0				
6- 1	0- 0	1- 0	HOME	1- 0	0- 1	4- 0				
1- 1	0- 0	0- 1	AWAY	0- 0	0- 0	1- 0				
1- 3	0- 0	0- 1	NEUTRAL	1- 0	0- 2	0- 0				
2- 4	0- 1	1- 3	CONFERENCE	0- 0	0- 0	1- 0				
2- 2	0- 0	1- 2	HOME	0- 0	0- 0	1- 0				
0- 2	0- 1	0- 0	AWAY	0- 0	0- 0	0- 0				
0- 0	0- 0	0- 0	NEUTRAL	0- 0	0- 0	0- 0				

RPI	S	Opponent	Score	RPI	S	Opponent	Score	RPI	S	Opponent	Score	RPI	S	Opponent	Score	Team's RPI: 121
21	A	South Carolina	59 62	31	A	Texas A&M	43 70	87	H	Tulane	69 58	135	N	Tulsa	73 80	
				36	N	Miami (FL)	74 101	98	N	Virginia	64 52	136	N	Louisiana Tech	62 79	
				37	H	Clemson	76 56					143	H	South Alabama	67 72	
				39	H	Tennessee	86 65					169	H	Grambling	73 55	
				40	A	Utah	62 72					213	H	Florida	74 67	
				47	H	Auburn	56 66					222	A	SMU	62 61	
				49	H	LSU	56 62					232	H	Southeastern La.	88 40	
												244	H	Stetson	59 47	
												322	H	Northwestern St.	87 73	
-----																
LAST 12 Division I GAMES:																
				136	N	Louisiana Tech	62 79	213	H	Florida	74 67					
				49	H	LSU	56 62	36	N	Miami (FL)	74 101					
				39	H	Tennessee	86 65	98	N	Virginia	64 52					
				31	A	Texas A&M	43 70	322	H	Northwestern St.	87 73					
				47	H	Auburn	56 66	87	H	Tulane	69 58					
				21	A	South Carolina	59 62	143	H	South Alabama	67 72					

Non-Div I Games:

Alabama

Average RPI Win:	287	WON-LOST	WINNING	LAST 10	STRENGTH OF	OPP. STRENGTH	TEAM	ADJ.	CONF.	ADJ CONF.
Average RPI Loss:	203	RECORD	PCT. RANK	GAMES	SCHEDULE	OF SCHEDULE	RPI	RPI	RPI	RPI
DIV. I ONLY	8- 8	163	6-4	346	304	287	287	30	30	
DIV. I NON-CONF.	5- 6	177	0- 0	297	320	256	256	26	26	
-----										
TOTALS	RPI 1-25	RPI 26-50	W-L RECORDS	RPI 51-100	RPI 101-150	RPI 150+				
8- 8	0- 0	0- 0	OVERALL	0- 1	0- 0	8- 7				
3- 4	0- 0	0- 0	HOME	0- 0	0- 0	3- 4				
4- 4	0- 0	0- 0	AWAY	0- 1	0- 0	4- 3				
1- 0	0- 0	0- 0	NEUTRAL	0- 0	0- 0	1- 0				
5- 6	0- 0	0- 0	NON-CONFERENCE	0- 1	0- 0	5- 5				
2- 2	0- 0	0- 0	HOME	0- 0	0- 0	2- 2				
2- 4	0- 0	0- 0	AWAY	0- 1	0- 0	2- 3				
1- 0	0- 0	0- 0	NEUTRAL	0- 0	0- 0	1- 0				
3- 2	0- 0	0- 0	CONFERENCE	0- 0	0- 0	3- 2				
1- 2	0- 0	0- 0	HOME	0- 0	0- 0	1- 2				
2- 0	0- 0	0- 0	AWAY	0- 0	0- 0	2- 0				
0- 0	0- 0	0- 0	NEUTRAL	0- 0	0- 0	0- 0				

RPI 1-25				RPI 26-50				RPI 51-100				RPI 101+ Team's RPI: 287					
RPI	S	Opponent	Score	RPI	S	Opponent	Score	RPI	S	Opponent	Score	RPI	S	Opponent	Score		
								75	A	Kansas	54	65	152	A	UAB	47	82
												164	A	Illinois	60	88	
												169	H	Grambling	51	63	
												196	H	Jacksonville St.	48	55	
												203	N	Jacksonville	65	60	
												229	H	Alabama St.	46	60	
												232	H	Southeastern La.	51	48	
												281	A	Murray St.	59	53	
												291	A	North Florida	63	62	
												299	A	Mississippi Val.	80	60	
												305	H	Tennessee St.	67	57	
												312	A	Austin Peay	58	75	
												330	H	Lipscomb	58	62	
												332	H	Jackson St.	58	55	
												349	A	Ark. -Pine Bluff	78	52	
LAST 12 Division I GAMES:																	
229	H	Alabama St.	46	60	291	A	North Florida	63	62								
349	A	Ark. -Pine Bluff	78	52	232	H	Southeastern La.	51	48								
299	A	Mississippi Val.	80	60	196	H	Jacksonville St.	48	55								
169	H	Grambling	51	63	312	A	Austin Peay	58	75								
332	H	Jackson St.	58	55	281	A	Murray St.	59	53								
203	N	Jacksonville	65	60	152	A	UAB	47	82								

Non-Div I Games:

Alabama A&amp;M

Average RPI Win:	323	WON-LOST	WINNING	LAST 10	STRENGTH OF	OPP. STRENGTH	TEAM	ADJ.	CONF.	ADJ CONF.
Average RPI Loss:	128	RECORD	PCT. RANK	GAMES	SCHEDULE	OF SCHEDULE	RPI	RPI	RPI	RPI
DIV. I ONLY	3- 12	308	3-7	79	307	229	229	30	30	
DIV. I NON-CONF.	0- 10	336	0- 0	4	261	216	216	26	26	
<hr/>										
TOTALS	RPI 1-25	RPI 26-50	W-L RECORDS	RPI 51-100	RPI 101-150	RPI 150+				
3- 12	0- 1	0- 3	OVERALL	0- 1	0- 1	3- 6				
1- 4	0- 1	0- 0	HOME	0- 0	0- 0	1- 3				
2- 8	0- 0	0- 3	AWAY	0- 1	0- 1	2- 3				
0- 0	0- 0	0- 0	NEUTRAL	0- 0	0- 0	0- 0				
0- 10	0- 1	0- 3	NON-CONFERENCE	0- 1	0- 1	0- 4				
0- 3	0- 1	0- 0	HOME	0- 0	0- 0	0- 2				
0- 7	0- 0	0- 3	AWAY	0- 1	0- 1	0- 2				
0- 0	0- 0	0- 0	NEUTRAL	0- 0	0- 0	0- 0				
3- 2	0- 0	0- 0	CONFERENCE	0- 0	0- 0	3- 2				
1- 1	0- 0	0- 0	HOME	0- 0	0- 0	1- 1				
2- 1	0- 0	0- 0	AWAY	0- 0	0- 0	2- 1				
0- 0	0- 0	0- 0	NEUTRAL	0- 0	0- 0	0- 0				

RPI 1-25				RPI 26-50				RPI 51-100				RPI 101+				Team's RPI: 229
RPI	S	Opponent	Score	RPI	S	Opponent	Score	RPI	S	Opponent	Score	RPI	S	Opponent	Score	
21	H	South Carolina	38 94	26	A	Kentucky	35 87	85	A	Troy	46 116	143	A	South Alabama	65 77	
				33	A	Georgia Tech	42 69					152	H	UAB	47 62	
				47	A	Auburn	50 83					157	A	North Ala.	42 68	
												169	H	Grambling	72 80	
												175	A	Xavier	58 87	
												225	H	Samford	51 60	
												287	A	Alabama A&M	60 46	
												299	A	Mississippi Val.	62 64	
												332	H	Jackson St.	74 67	
												349	A	Ark.-Pine Bluff	58 56	
<hr/>																
LAST 12 Division I GAMES:																
287	A	Alabama A&M	60 46	175	A	Xavier	58 87									
299	A	Mississippi Val.	62 64	152	H	UAB	47 62									
349	A	Ark.-Pine Bluff	58 56	143	A	South Alabama	65 77									
332	H	Jackson St.	74 67	33	A	Georgia Tech	42 69									
169	H	Grambling	72 80	85	A	Troy	46 116									
47	A	Auburn	50 83	157	A	North Ala.	42 68									

Non-Div I Games:

Mobile

69 63

Alabama St.

■ Loss, 
 ■ Non-Conf, S Site, 
 ■ Home 
 ■ Away 
 N Neutral

Average RPI Win:	291	WON-LOST	WINNING	LAST 10	STRENGTH OF	OPP. STRENGTH	TEAM	ADJ.	CONF.	ADJ CONF.
Average RPI Loss:	186	RECORD	PCT. RANK	GAMES	SCHEDULE	OF SCHEDULE	RPI	RPI	RPI	RPI
DIV. I ONLY	6- 12	253	5-5	267	302	282	282	23	23	
DIV. I NON-CONF.	3- 10	278	0- 0	235	319	291	291	23	23	
-----										
TOTALS	RPI 1-25	RPI 26-50	W-L RECORDS	RPI 51-100	RPI 101-150	RPI 150+				
6- 12	0- 1	0- 1	OVERALL	0- 1	0- 2	6- 7				
4- 4	0- 0	0- 0	HOME	0- 0	0- 1	4- 3				
2- 8	0- 1	0- 1	AWAY	0- 1	0- 1	2- 4				
0- 0	0- 0	0- 0	NEUTRAL	0- 0	0- 0	0- 0				
3- 10	0- 1	0- 1	NON-CONFERENCE	0- 0	0- 2	3- 6				
1- 4	0- 0	0- 0	HOME	0- 0	0- 1	1- 3				
2- 6	0- 1	0- 1	AWAY	0- 0	0- 1	2- 3				
0- 0	0- 0	0- 0	NEUTRAL	0- 0	0- 0	0- 0				
3- 2	0- 0	0- 0	CONFERENCE	0- 1	0- 0	3- 1				
3- 0	0- 0	0- 0	HOME	0- 0	0- 0	3- 0				
0- 2	0- 0	0- 0	AWAY	0- 1	0- 0	0- 1				
0- 0	0- 0	0- 0	NEUTRAL	0- 0	0- 0	0- 0				

RPI 1-25				RPI 26-50				RPI 51-100				RPI 101+ Team's RPI: 282			
RPI	S	Opponent	Score	RPI	S	Opponent	Score	RPI	S	Opponent	Score	RPI	S	Opponent	Score
16	A	Rutgers	39 65	34	A	Purdue	41 53	70	A	Maine	65 76	122	A	South Fla.	37 74
												126	H	Marist	56 74
												201	A	Cornell	34 48
												227	H	Holy Cross	50 56
												248	A	Monmouth	56 64
												256	H	Binghamton	61 56
												261	A	Columbia	62 58
												275	A	Vermont	39 52
												278	A	St. Francis Brooklyn	67 60
												289	H	Central Conn. St.	53 60
												292	H	UMass Lowell	63 56
												295	H	Canisius	42 48
												317	H	UMBC	64 44
												333	A	Lafayette	66 67
												340	H	Manhattan	60 54
LAST 12 Division I GAMES:															
317	H	UMBC	64 44	34	A	Purdue	41 53	126	H	Marist	56 74				
292	H	UMass Lowell	63 56	278	A	St. Francis Brooklyn	67 60	289	H	Central Conn. St.	53 60				
70	A	Maine	65 76					333	A	Lafayette	66 67				
275	A	Vermont	39 52					295	H	Canisius	42 48				
256	H	Binghamton	61 56												
261	A	Columbia	62 58												

Non-Div I Games:

Albany (NY)

Loss, 
Non-Conf, S Site, H Home A Away N Neutral



Average RPI Win: 270

Average RPI Loss: 229

WON-LOST  
RECORDWINNING  
PCT. RANKLAST 10  
GAMESSTRENGTH OF  
SCHEDULEOPP. STRENGTH  
OF SCHEDULETEAM  
RPIADJ.  
RPICONF.  
RPIADJ CONF.  
RPIDIV. I ONLY  
DIV. I NON-CONF.2- 12  
0- 9328  
3362-8  
0- 1349  
328252  
263350  
350350  
35030  
2630  
26

TOTALS

RPI 1-25

RPI 26-50

W-L RECORDS

RPI 51-100

RPI 101-150

RPI 150+

2- 12

0- 0

0- 0

OVERALL

0- 1

0- 0

2- 11

2- 3

0- 0

0- 0

HOME

0- 0

0- 0

2- 3

0- 8

0- 0

0- 0

AWAY

0- 1

0- 0

0- 7

0- 1

0- 0

0- 0

NEUTRAL

0- 0

0- 0

0- 1

0- 9

0- 0

0- 0

NON-CONFERENCE

0- 1

0- 0

0- 8

0- 2

0- 0

0- 0

HOME

0- 0

0- 0

0- 2

0- 6

0- 0

0- 0

AWAY

0- 1

0- 0

0- 5

0- 1

0- 0

0- 0

NEUTRAL

0- 0

0- 0

0- 1

2- 3

0- 0

0- 0

CONFERENCE

0- 0

0- 0

2- 3

2- 1

0- 0

0- 0

HOME

0- 0

0- 0

2- 1

0- 2

0- 0

0- 0

AWAY

0- 0

0- 0

0- 2

0- 0

0- 0

0- 0

NEUTRAL

0- 0

0- 0

0- 0

RPI 1-25

RPI 26-50

RPI 51-100

RPI 101+

Team's RPI: 350

RPI S Opponent Score

RPI S Opponent Score

RPI S Opponent Score

RPI S Opponent Score

61 A TCU 31 88

152 A UAB 53 80

169 A Grambling 56 61

178 N New Mexico St. 64 82

191 H Prairie View 61 82

210 A Southern Miss. 47 66

232 H Southeastern La. 59 77

241 H Texas Southern 53 52

265 A UTEP 51 77

299 H Mississippi Val. 73 63

311 A FIU 40 75

322 A Northwestern St. 65 78

326 H Central Ark. 46 57

332 A Jackson St. 66 88

LAST 12 Division I GAMES:

178 N New Mexico St. 64 82 61 A TCU 31 88

299 H Mississippi Val. 73 63 311 A FIU 40 75

169 A Grambling 56 61 210 A Southern Miss. 47 66

332 A Jackson St. 66 88 152 A UAB 53 80

191 H Prairie View 61 82 326 H Central Ark. 46 57

241 H Texas Southern 53 52 322 A Northwestern St. 65 78

Non-Div I Games:

Lane

58

70

Fisk

67

64

Rust

59

78

Alcorn

Loss, Non-Conf, S Site, H Home A Away N Neutral

Average RPI	Win: 232	WON-LOST	WINNING	LAST 10	STRENGTH OF	OPP. STRENGTH	TEAM	ADJ.	CONF.	ADJ CONF.
Average RPI	Loss: 86	RECORD	PCT. RANK	GAMES	SCHEDULE	OF SCHEDULE	RPI	RPI	RPI	RPI
DIV. I ONLY	9- 8	150	5-5	98	167	129	129	19	19	
DIV. I NON-CONF.	4- 7	228	0- 0	78	114	177	177	24	24	
-----										
TOTALS	RPI 1-25	RPI 26-50	W-L RECORDS	RPI 51-100	RPI 101-150	RPI 150+				
9- 8	0- 1	0- 1	OVERALL	0- 3	2- 2	7- 1				
6- 1	0- 0	0- 1	HOME	0- 0	1- 0	5- 0				
3- 5	0- 0	0- 0	AWAY	0- 2	1- 2	2- 1				
0- 2	0- 1	0- 0	NEUTRAL	0- 1	0- 0	0- 0				
4- 7	0- 1	0- 1	NON-CONFERENCE	0- 2	1- 2	3- 1				
3- 1	0- 0	0- 1	HOME	0- 0	1- 0	2- 0				
1- 4	0- 0	0- 0	AWAY	0- 1	0- 2	1- 1				
0- 2	0- 1	0- 0	NEUTRAL	0- 1	0- 0	0- 0				
5- 1	0- 0	0- 0	CONFERENCE	0- 1	1- 0	4- 0				
3- 0	0- 0	0- 0	HOME	0- 0	0- 0	3- 0				
2- 1	0- 0	0- 0	AWAY	0- 1	1- 0	1- 0				
0- 0	0- 0	0- 0	NEUTRAL	0- 0	0- 0	0- 0				

RPI 1-25				RPI 26-50				RPI 51-100				RPI 101+				Team's RPI: 129
RPI	S	Opponent	Score	RPI	S	Opponent	Score	RPI	S	Opponent	Score	RPI	S	Opponent	Score	
4	N	Stanford	49 71	38	H	Ohio	67 77	52	A	Bucknell	56 71	113	A	Penn St.	59 80	
								81	N	FGCU	71 90	135	H	Tulsa	68 52	
								98	A	Virginia	54 57	142	A	Lehigh	61 53	
												149	A	Denver	54 83	
												156	A	High Point	61 66	
												198	A	Navy	58 45	
												200	H	George Mason	86 71	
												230	H	Colgate	76 57	
												270	A	Hawaii	69 57	
												285	H	Army West Point	61 51	
												308	H	Loyola Maryland	82 38	
												317	H	UMBC	64 42	
LAST 12 Division I GAMES:																
142	A	Lehigh	61 53	38	H	Ohio	67 77	156	A	High Point	61 66					
308	H	Loyola Maryland	82 38					113	A	Penn St.	59 80					
285	H	Army West Point	61 51					98	A	Virginia	54 57					
198	A	Navy	58 45					317	H	UMBC	64 42					
230	H	Colgate	76 57					81	N	FGCU	71 90					
52	A	Bucknell	56 71													

Non-Div I Games:

American

Average RPI	Win:	216	WON-LOST	WINNING	LAST 10	STRENGTH OF	OPP. STRENGTH	TEAM	ADJ.	CONF.	ADJ CONF.
Average RPI	Loss:	98	RECORD	PCT. RANK	GAMES	SCHEDULE	OF SCHEDULE	RPI	RPI	RPI	RPI
DIV. I ONLY		9- 7		135	5-5	72	237	109	109	14	14
DIV. I NON-CONF.		6- 5		143	0- 0	145	219	124	124	15	15
<hr/>											
TOTALS	RPI 1-25		RPI 26-50		W-L RECORDS	RPI 51-100		RPI 101-150		RPI 150+	
9- 7	0- 1		0- 2		OVERALL	0- 1		3- 1		6- 2	
7- 1	0- 0		0- 0		HOME	0- 1		1- 0		6- 0	
2- 6	0- 1		0- 2		AWAY	0- 0		2- 1		0- 2	
0- 0	0- 0		0- 0		NEUTRAL	0- 0		0- 0		0- 0	
6- 5	0- 1		0- 2		NON-CONFERENCE	0- 0		1- 0		5- 2	
5- 0	0- 0		0- 0		HOME	0- 0		0- 0		5- 0	
1- 5	0- 1		0- 2		AWAY	0- 0		1- 0		0- 2	
0- 0	0- 0		0- 0		NEUTRAL	0- 0		0- 0		0- 0	
3- 2	0- 0		0- 0		CONFERENCE	0- 1		2- 1		1- 0	
2- 1	0- 0		0- 0		HOME	0- 1		1- 0		1- 0	
1- 1	0- 0		0- 0		AWAY	0- 0		1- 1		0- 0	
0- 0	0- 0		0- 0		NEUTRAL	0- 0		0- 0		0- 0	

RPI 1-25				RPI 26-50				RPI 51-100				RPI 101+ Team's RPI: 109			
RPI	S	Opponent	Score	RPI	S	Opponent	Score	RPI	S	Opponent	Score	RPI	S	Opponent	Score
21	A	South Carolina	50 80	33	A	Georgia Tech	53 71	85	H	Troy	72 83	124	A	UT Arlington	94 99
				37	A	Clemson	48 87					134	A	Texas St.	62 49
												143	H	South Alabama	71 63
												148	A	Davidson	81 78
												152	A	UAB	61 80
												190	H	Elon	65 62
												202	H	Coastal Caro.	67 53
												236	A	ETSU	64 95
												237	H	Marshall	74 52
												272	H	Wofford	94 70
												294	H	Col. of Charleston	80 66
												320	H	UNC Greensboro	68 65
<hr/>															
LAST 12 Division I GAMES:															
202	H	Coastal Caro.	67 53	272	H	Wofford	94 70								
134	A	Texas St.	62 49	21	A	South Carolina	50 80								
124	A	UT Arlington	94 99	294	H	Col. of Charleston	80 66								
85	H	Troy	72 83	236	A	ETSU	64 95								
143	H	South Alabama	71 63	237	H	Marshall	74 52								
37	A	Clemson	48 87	190	H	Elon	65 62								

Non-Div I Games:

Appalachian St.

Average RPI Win:	192	WON-LOST	WINNING	LAST 10	STRENGTH OF	OPP. STRENGTH	TEAM	ADJ.	CONF.	ADJ CONF.
Average RPI Loss:	44	RECORD	PCT. RANK	GAMES	SCHEDULE	OF SCHEDULE	RPI	RPI	RPI	RPI
DIV. I ONLY	13- 5	56	6-4	89	73	54	54	2	2	
DIV. I NON-CONF.	10- 1	19	0- 0	333	171	137	137	2	2	
-----										
TOTALS	RPI 1-25	RPI 26-50	W-L RECORDS	RPI 51-100	RPI 101-150	RPI 150+				
13- 5	1- 2	1- 2	OVERALL	0- 0	4- 1	7- 0				
8- 2	1- 1	1- 0	HOME	0- 0	2- 1	4- 0				
3- 3	0- 1	0- 2	AWAY	0- 0	1- 0	2- 0				
2- 0	0- 0	0- 0	NEUTRAL	0- 0	1- 0	1- 0				
10- 1	0- 0	0- 0	NON-CONFERENCE	0- 0	3- 1	7- 0				
6- 1	0- 0	0- 0	HOME	0- 0	2- 1	4- 0				
2- 0	0- 0	0- 0	AWAY	0- 0	0- 0	2- 0				
2- 0	0- 0	0- 0	NEUTRAL	0- 0	1- 0	1- 0				
3- 4	1- 2	1- 2	CONFERENCE	0- 0	1- 0	0- 0				
2- 1	1- 1	1- 0	HOME	0- 0	0- 0	0- 0				
1- 3	0- 1	0- 2	AWAY	0- 0	1- 0	0- 0				
0- 0	0- 0	0- 0	NEUTRAL	0- 0	0- 0	0- 0				

RPI 1-25				RPI 26-50				RPI 51-100				Team's RPI: 54				RPI 101+			
RPI	S	Opponent	Score	RPI	S	Opponent	Score	RPI	S	Opponent	Score	RPI	S	Opponent	Score	RPI	S	Opponent	Score
3	A	Oregon	60 93	30	H	Cal i forn i a	60 55					120	H	Idaho St.	71 46				
4	H	Stanford	48 78	40	A	Utah	64 80					125	A	Col orado	69 67				
14	H	Ari zona St.	51 39	42	A	Oregon St.	64 86					128	N	Portland	92 70				
												133	H	Loyola Marymount	64 66				
												144	H	Montana	100 51				
												205	A	San Diego St.	69 60				
												255	H	Northern Ariz.	71 47				
												258	A	Long Beach St.	70 43				
												265	H	UTEP	62 40				
												300	H	South Carolina St.	73 32				
												315	H	Incarnate Word	84 42				
												336	N	Seattle U	84 54				
-----																			
LAST 12 Division I GAMES:																			
3	A	Oregon	60 93	14	H	Ari zona St.	51 39	255	H	Northern Ariz.	71 47								
42	A	Oregon St.	64 86	265	H	UTEP	62 40	258	A	Long Beach St.	70 43								
4	H	Stanford	48 78	144	H	Montana	100 51	205	A	San Diego St.	69 60								
30	H	Cal i forn i a	60 55																
40	A	Utah	64 80																
125	A	Col orado	69 67																

Non-Di v I Games:

Ari zona

Average RPI Win:	123	WON-LOST	WINNING	LAST 10	STRENGTH OF	OPP. STRENGTH	TEAM	ADJ.	CONF.	ADJ CONF.
Average RPI Loss:	14	RECORD	PCT. RANK	GAMES	SCHEDULE	OF SCHEDULE	RPI	RPI	RPI	RPI
DIV. I ONLY	13- 5	56	7-3	2	17	14	14	2	2	
DIV. I NON-CONF.	9- 2	43	1- 0	54	18	23	23	2	2	
-----										
TOTALS	RPI 1-25	RPI 26-50	W-L RECORDS	RPI 51-100	RPI 101-150	RPI 150+				
13- 5	0- 4	4- 0	OVERALL	1- 1	4- 0	4- 0				
6- 2	0- 2	1- 0	HOME	0- 0	3- 0	2- 0				
5- 2	0- 1	2- 0	AWAY	1- 1	1- 0	1- 0				
2- 1	0- 1	1- 0	NEUTRAL	0- 0	0- 0	1- 0				
9- 2	0- 2	1- 0	NON-CONFERENCE	1- 0	3- 0	4- 0				
5- 1	0- 1	0- 0	HOME	0- 0	3- 0	2- 0				
2- 0	0- 0	0- 0	AWAY	1- 0	0- 0	1- 0				
2- 1	0- 1	1- 0	NEUTRAL	0- 0	0- 0	1- 0				
4- 3	0- 2	3- 0	CONFERENCE	0- 1	1- 0	0- 0				
1- 1	0- 1	1- 0	HOME	0- 0	0- 0	0- 0				
3- 2	0- 1	2- 0	AWAY	0- 1	1- 0	0- 0				
0- 0	0- 0	0- 0	NEUTRAL	0- 0	0- 0	0- 0				

RPI 1-25				RPI 26-50				RPI 51-100				RPI 101+			
RPI	S	Opponent	Score	RPI	S	Opponent	Score	RPI	S	Opponent	Score	RPI	S	Opponent	Score
2	H	Bayl or	59 65	30	H	Cal i forn i a	62 61	54	A	Ari zona	39 51	125	A	Col orado	76 70
3	A	Oregon	71 77	40	A	Utah	65 63	63	A	Arkansas	88 85	132	H	Fresno St.	68 52
4	H	Stanford	65 72	42	A	Oregon St.	79 76					135	H	Tul sa	70 52
5	N	Loui sville	56 58	43	N	Kansas St.	65 51					136	H	Loui si ana Tech	80 44
LAST 12 Di vi si on I GAMES:															
135	H	Tul sa	70 52	40	A	Utah	65 63								
42	A	Oregon St.	79 76	54	A	Ari zona	39 51								
3	A	Oregon	71 77	132	H	Fresno St.	68 52								
30	H	Cal i forn i a	62 61	43	N	Kansas St.	65 51								
4	H	Stanford	65 72	187	A	Col orado St.	70 39								
125	A	Col orado	76 70	183	H	Southern U.	69 47								

Non-Di v I Games:

Ari zona St.

Average RPI		Win: 0	WON-LOST RECORD		WINNING PCT. RANK	LAST 10 GAMES	STRENGTH OF SCHEDULE	OPP. STRENGTH OF SCHEDULE	TEAM RPI	ADJ. RPI	CONF. RPI	ADJ. CONF. RPI
Loss: 204			0-7		349	3-7	295	247	349	349	30	30
DIV. I ONLY			0-3		336	0-0	23	227	265	265	26	26
DIV. I NON-CONF.												
TOTALS		RPI 1-25		RPI 26-50		W-L RECORDS	RPI 51-100	RPI 101-150		RPI 150+		
0-7	0-0		0-1		OVERALL	0-0	0-1	0-5				
0-3	0-0		0-0		HOME	0-0	0-0	0-3				
0-4	0-0		0-1		AWAY	0-0	0-1	0-2				
0-0	0-0		0-0		NEUTRAL	0-0	0-0	0-0				
0-3	0-0		0-1		NON-CONFERENCE	0-0	0-1	0-1				
0-0	0-0		0-0		HOME	0-0	0-0	0-0				
0-3	0-0		0-1		AWAY	0-0	0-1	0-1				
0-0	0-0		0-0		NEUTRAL	0-0	0-0	0-0				
0-4	0-0		0-0		CONFERENCE	0-0	0-0	0-4				
0-3	0-0		0-0		HOME	0-0	0-0	0-3				
0-1	0-0		0-0		AWAY	0-0	0-0	0-1				
0-0	0-0		0-0		NEUTRAL	0-0	0-0	0-0				

[illegible][illegible]

Average RPI Win:	189	WON-LOST	WINNING	LAST 10	STRENGTH OF	OPP. STRENGTH	TEAM	ADJ.	CONF.	ADJ CONF.
Average RPI Loss:	31	RECORD	PCT. RANK	GAMES	SCHEDULE	OF SCHEDULE	RPI	RPI	RPI	RPI
DIV. I ONLY	13- 5	56	8-2	110	51	63	63	6	6	
DIV. I NON-CONF.	11- 3	56	0- 0	152	70	58	58	6	6	
-----										
TOTALS	RPI 1-25	RPI 26-50	W-L RECORDS	RPI 51-100	RPI 101-150	RPI 150+				
13- 5	0- 3	0- 1	OVERALL	1- 1	3- 0	9- 0				
7- 2	0- 2	0- 0	HOME	1- 0	1- 0	5- 0				
4- 2	0- 1	0- 1	AWAY	0- 0	2- 0	2- 0				
2- 1	0- 0	0- 0	NEUTRAL	0- 1	0- 0	2- 0				
11- 3	0- 2	0- 0	NON-CONFERENCE	1- 1	3- 0	7- 0				
6- 1	0- 1	0- 0	HOME	1- 0	1- 0	4- 0				
3- 1	0- 1	0- 0	AWAY	0- 0	2- 0	1- 0				
2- 1	0- 0	0- 0	NEUTRAL	0- 1	0- 0	2- 0				
2- 2	0- 1	0- 1	CONFERENCE	0- 0	0- 0	2- 0				
1- 1	0- 1	0- 0	HOME	0- 0	0- 0	1- 0				
1- 1	0- 0	0- 1	AWAY	0- 0	0- 0	1- 0				
0- 0	0- 0	0- 0	NEUTRAL	0- 0	0- 0	0- 0				

RPI 1-25				RPI 26-50				RPI 51-100				Team's RPI: 63				RPI 101+			
RPI	S	Opponent	Score	RPI	S	Opponent	Score	RPI	S	Opponent	Score	RPI	S	Opponent	Score	RPI	S	Opponent	Score
9	H	Mississippi St.	69 93	32	A	Missouri	53 71	71	H	Nebraska	84 80	108	H	Tennessee Tech	65 42				
13	A	Iowa St.	82 91					88	N	Pittsburgh	54 61	124	A	UT Arlington	66 65				
14	H	Arizona St.	85 88									135	A	Tulsa	61 59				
												161	N	Wisconsin	69 68				
												168	H	Oral Roberts	74 61				
												170	A	Abilene Christian	80 68				
												172	H	Vanderbilt	83 62				
												191	H	Prairie View	71 44				
												195	A	Ole Miss	85 55				
												305	N	Tennessee St.	79 55				
												322	H	Northwestern St.	98 53				
												332	H	Jackson St.	76 57				
LAST 12 Division I GAMES:																			
135	A	Tulsa	61 59	172	H	Vanderbilt	83 62												
71	H	Nebraska	84 80	32	A	Missouri	53 71												
191	H	Prairie View	71 44	195	A	Ole Miss	85 55	9	H	Mississippi St.	69 93								
170	A	Abilene Christian	80 68					332	H	Jackson St.	76 57								
108	H	Tennessee Tech	65 42	168	H	Oral Roberts	74 61												
13	A	Iowa St.	82 91																

Non-Div I Games:

Arkansas

Average RPI	Win: 245	WON-LOST	WINNING	LAST 10	STRENGTH OF	OPP. STRENGTH	TEAM	ADJ.	CONF.	ADJ CONF.
Average RPI	Loss: 91	RECORD	PCT. RANK	GAMES	SCHEDULE	OF SCHEDULE	RPI	RPI	RPI	RPI
DIV. I ONLY	8- 9	189	5-5	90	222	162	162	14	14	
DIV. I NON-CONF.	5- 6	177	0- 0	125	123	165	165	15	15	
-----										
TOTALS	RPI 1-25	RPI 26-50	W-L RECORDS	RPI 51-100	RPI 101-150	RPI 150+				
8- 9	0- 0	0- 2	OVERALL	0- 3	2- 4	6- 0				
6- 3	0- 0	0- 0	HOME	0- 0	1- 3	5- 0				
2- 6	0- 0	0- 2	AWAY	0- 3	1- 1	1- 0				
0- 0	0- 0	0- 0	NEUTRAL	0- 0	0- 0	0- 0				
5- 6	0- 0	0- 2	NON-CONFERENCE	0- 2	1- 2	4- 0				
4- 1	0- 0	0- 0	HOME	0- 0	1- 1	3- 0				
1- 5	0- 0	0- 2	AWAY	0- 2	0- 1	1- 0				
0- 0	0- 0	0- 0	NEUTRAL	0- 0	0- 0	0- 0				
3- 3	0- 0	0- 0	CONFERENCE	0- 1	1- 2	2- 0				
2- 2	0- 0	0- 0	HOME	0- 0	0- 2	2- 0				
1- 1	0- 0	0- 0	AWAY	0- 1	1- 0	0- 0				
0- 0	0- 0	0- 0	NEUTRAL	0- 0	0- 0	0- 0				

RPI	S	Opponent	Score	RPI	S	Opponent	Score	RPI	S	Opponent	Score	RPI	S	Opponent	Score	Team's RPI: 162
31	A	Texas A&M	56 97	62	A	Oklahoma St.	60 62	124	H	UT Arlington	73 100					
32	A	Missouri	50 70	73	A	Belmont	55 74	134	H	Texas St.	62 85					
				85	A	Troy	79 87	135	H	Tulsa	73 60					
								136	H	Louisiana Tech	70 80					
								140	A	UT Martin	91 97					
								143	A	South Alabama	77 64					
								254	H	Memphis	77 66					
								259	H	Louisiana	87 75					
								265	A	UTEP	67 66					
								281	H	Murray St.	74 63					
								299	H	Mississippi Val.	60 57					
								321	H	La.-Monroe	64 54					
LAST 12 Division I GAMES:																
259	H	Louisiana	87 75	134	H	Texas St.	62 85									
32	A	Missouri	50 70	124	H	UT Arlington	73 100									
73	A	Belmont	55 74	85	A	Troy	79 87									
299	H	Mississippi Val.	60 57	143	A	South Alabama	77 64									
135	H	Tulsa	73 60	321	H	La.-Monroe	64 54									
265	A	UTEP	67 66	281	H	Murray St.	74 63									

Non-Div I Games:

Arkansas St.



Average RPI Win: 304  
Average RPI Loss: 151WON-LOST  
RECORDWINNING  
PCT. RANKLAST 10  
GAMESSTRENGTH OF  
SCHEDULEOPP. STRENGTH  
OF SCHEDULETEAM  
RPIADJ.  
RPICONF.  
RPIADJ CONF.  
RPIDIV. I ONLY  
DIV. I NON-CONF.7- 9  
4- 6204  
2126-4  
0- 0319  
339269  
304285  
313285  
31319  
2419  
24

TOTALS

RPI 1-25

RPI 26-50

W-L RECORDS

RPI 51-100

RPI 101-150

RPI 150+

7- 9  
5- 4  
2- 5  
0- 00- 0  
0- 0  
0- 0  
0- 00- 0  
0- 0  
0- 0  
0- 0OVERALL  
HOME  
AWAY  
NEUTRAL0- 2  
0- 1  
0- 1  
0- 00- 3  
0- 2  
0- 1  
0- 07- 4  
5- 1  
2- 3  
0- 04- 6  
2- 3  
2- 3  
0- 00- 0  
0- 0  
0- 0  
0- 00- 0  
0- 0  
0- 0  
0- 0NON-CONFERENCE  
HOME  
AWAY  
NEUTRAL0- 1  
0- 0  
0- 1  
0- 00- 2  
0- 2  
0- 0  
0- 04- 3  
2- 1  
2- 2  
0- 03- 3  
3- 1  
0- 2  
0- 00- 0  
0- 0  
0- 0  
0- 00- 0  
0- 0  
0- 0  
0- 0CONFERENCE  
HOME  
AWAY  
NEUTRAL0- 1  
0- 1  
0- 0  
0- 00- 1  
0- 0  
0- 1  
0- 03- 1  
3- 0  
0- 1  
0- 0

RPI 1-25

RPI 26-50

RPI 51-100

RPI 101+

Team's RPI: 285

RPI S Opponent Score

RPI S Opponent Score

RPI S Opponent Score

RPI S Opponent Score

52 H Bucknell 52 66  
61 A TCU 38 63105 H St. John's (NY) 49 60  
112 H Yale 51 62  
129 A American 51 61  
163 A Boston U. 51 63  
198 H Navy 55 52  
216 H Air Force 60 71  
256 A Binghamton 47 60  
261 A Columbia 49 70  
278 H St. Francis Brooklyn 69 57  
308 H Loyola Maryland 69 57  
316 A Wagner 61 46  
333 H Lafayette 65 50  
345 H Fairleigh Dickinson 62 40  
351 A LIU Brooklyn 57 42

LAST 12 Division I GAMES:

163 A Boston U. 51 63 198 H Navy 55 52  
112 H Yale 51 62 333 H Lafayette 65 50  
316 A Wagner 61 46 129 A American 51 61  
345 H Fairleigh Dickinson 62 40 52 H Bucknell 52 66  
61 A TCU 38 63 308 H Loyola Maryland 69 57  
278 H St. Francis Brooklyn 69 57 256 A Binghamton 47 60

Non-Div I Games: Connecticut Col. 74 48

Army West Point

Loss, Non-Conf, S Site, H Home A Away N Neutral

Average RPI Win: 178

Average RPI Loss: 20

WON-LOST  
RECORDWINNING  
PCT. RANKLAST 10  
GAMESSTRENGTH OF  
SCHEDULEOPP. STRENGTH  
OF SCHEDULETEAM  
RPIADJ.  
RPICONF.  
RPIADJ CONF.  
RPIDIV. I ONLY  
DIV. I NON-CONF.14- 3  
11- 128  
138-2  
1- 0176  
22626  
5447  
3347  
336  
66  
6

TOTALS

RPI 1-25

RPI 26-50

W-L RECORDS

RPI 51-100

RPI 101-150

RPI 150+

14- 3

0- 2

2- 1

OVERALL

0- 0

2- 0

10- 0

6- 2

0- 1

0- 1

HOME

0- 0

1- 0

5- 0

6- 1

0- 1

1- 0

AWAY

0- 0

1- 0

4- 0

2- 0

0- 0

1- 0

NEUTRAL

0- 0

0- 0

1- 0

11- 1

0- 1

2- 0

NON-CONFERENCE

0- 0

1- 0

8- 0

6- 0

0- 0

0- 0

HOME

0- 0

1- 0

5- 0

3- 1

0- 1

1- 0

AWAY

0- 0

0- 0

2- 0

2- 0

0- 0

1- 0

NEUTRAL

0- 0

0- 0

1- 0

3- 2

0- 1

0- 1

CONFERENCE

0- 0

1- 0

2- 0

0- 2

0- 1

0- 1

HOME

0- 0

0- 0

0- 0

3- 0

0- 0

0- 0

AWAY

0- 0

1- 0

2- 0

0- 0

0- 0

0- 0

NEUTRAL

0- 0

0- 0

0- 0

RPI 1-25

RPI 26-50

Team's RPI: 47

RPI 51-100

RPI 101+

RPI	S	Opponent	Score
9	H	Mississippi St.	59 85
13	A	Iowa St.	64 67

RPI	S	Opponent	Score
39	H	Tennessee	69 78
41	A	New Mexico	79 76
45	N	North Carolina	86 81

RPI	S	Opponent	Score
-----	---	----------	-------

RPI	S	Opponent	Score
121	A	Alabama	66 56
137	H	Oklahoma	95 79
169	H	Grambling	97 48
172	A	Vanderbilt	72 70
190	A	Elon	96 44
202	N	Coastal Caro.	84 78
212	H	Nicholls St.	80 59
213	A	Florida	64 56
225	H	Samford	73 46
229	H	Alabama St.	83 50
259	H	Louisiana	71 59
277	A	Saint Joseph's	81 70

LAST 12 Division I GAMES:

213	A	Florida	64 56	41	A	New Mexico	79 76
39	H	Tennessee	69 78	13	A	Iowa St.	64 67
229	H	Alabama St.	83 50	172	A	Vanderbilt	72 70
190	A	Elon	96 44	9	H	Mississippi St.	59 85
45	N	North Carolina	86 81	121	A	Alabama	66 56
202	N	Coastal Caro.	84 78	225	H	Samford	73 46

Non-Div I Games:

Xavier (LA)

77 58

Auburn

Average RPI Win:	273	WON-LOST	WINNING	LAST 10	STRENGTH OF	OPP. STRENGTH	TEAM	ADJ.	CONF.	ADJ CONF.
Average RPI Loss:	211	RECORD	PCT. RANK	GAMES	SCHEDULE	OF SCHEDULE	RPI	RPI	RPI	RPI
DIV. I ONLY	6- 9	225	4-6	343	275	312	312	22	22	
DIV. I NON-CONF.	3- 6	241	0- 0	348	266	345	345	20	20	
-----										
TOTALS	RPI 1-25	RPI 26-50	W-L RECORDS	RPI 51-100	RPI 101-150	RPI 150+				
6- 9	0- 0	0- 0	OVERALL	0- 0	0- 2	6- 7				
5- 1	0- 0	0- 0	HOME	0- 0	0- 0	5- 1				
1- 8	0- 0	0- 0	AWAY	0- 0	0- 2	1- 6				
0- 0	0- 0	0- 0	NEUTRAL	0- 0	0- 0	0- 0				
3- 6	0- 0	0- 0	NON-CONFERENCE	0- 0	0- 1	3- 5				
3- 1	0- 0	0- 0	HOME	0- 0	0- 0	3- 1				
0- 5	0- 0	0- 0	AWAY	0- 0	0- 1	0- 4				
0- 0	0- 0	0- 0	NEUTRAL	0- 0	0- 0	0- 0				
3- 3	0- 0	0- 0	CONFERENCE	0- 0	0- 1	3- 2				
2- 0	0- 0	0- 0	HOME	0- 0	0- 0	2- 0				
1- 3	0- 0	0- 0	AWAY	0- 0	0- 1	1- 2				
0- 0	0- 0	0- 0	NEUTRAL	0- 0	0- 0	0- 0				

RPI 1-25				RPI 26-50				RPI 51-100				RPI 101+				Team's RPI: 312
RPI	S	Opponent	Score	RPI	S	Opponent	Score	RPI	S	Opponent	Score	RPI	S	Opponent	Score	
												114	A	Cincinnati	48	69
												140	A	UT Martin	65	74
												165	H	Morehead St.	81	80
												172	A	Vanderbilt	70	99
												182	A	Illinois St.	49	61
												199	A	SIUE	68	69
												218	A	Southeast Mo. St.	54	64
												235	A	Western Ill.	72	77
												249	A	Eastern Ill.	73	60
												280	H	Northern Ky.	52	48
												287	H	Alabama A&M	75	58
												299	H	Mississippi Val.	89	95
												324	H	Eastern Ky.	100	65
												330	H	Lipscomb	70	58
												343	A	Evansville	52	56
LAST 12 Division I GAMES:																
324	H	Eastern Ky.	100	65	249	A	Eastern Ill.	73	60							
343	A	Evansville	52	56	199	A	SIUE	68	69							
287	H	Alabama A&M	75	58	140	A	UT Martin	65	74							
182	A	Illinois St.	49	61	218	A	Southeast Mo. St.	54	64							
235	A	Western Ill.	72	77	165	H	Morehead St.	81	80							
330	H	Lipscomb	70	58	280	H	Northern Ky.	52	48							

Non-Div I Games: Christian Bros. 100 62 Trevecca Nazarene 90 78

Austin Peay

BY  
Y  
UBY  
Y  
U

BYU

Average RPI Win:	205	WON-LOST	WINNING	LAST 10	STRENGTH OF	OPP. STRENGTH	TEAM	ADJ.	CONF.	ADJ CONF.
Average RPI Loss:	76	RECORD	PCT. RANK	GAMES	SCHEDULE	OF SCHEDULE	RPI	RPI	RPI	RPI
DIV. I ONLY	5- 11	260	4-6	65	60	188	188	8	8	
DIV. I NON-CONF.	4- 7	228	0- 1	149	16	212	212	8	8	
-----										
TOTALS	RPI 1-25	RPI 26-50	W-L RECORDS	RPI 51-100	RPI 101-150	RPI 150+				
5- 11	0- 1	0- 3	OVERALL	0- 5	2- 1	3- 1				
4- 3	0- 0	0- 2	HOME	0- 0	1- 0	3- 1				
1- 5	0- 1	0- 1	AWAY	0- 3	1- 0	0- 0				
0- 3	0- 0	0- 0	NEUTRAL	0- 2	0- 1	0- 0				
4- 7	0- 1	0- 1	NON-CONFERENCE	0- 3	2- 1	2- 1				
3- 2	0- 0	0- 1	HOME	0- 0	1- 0	2- 1				
1- 2	0- 1	0- 0	AWAY	0- 1	1- 0	0- 0				
0- 3	0- 0	0- 0	NEUTRAL	0- 2	0- 1	0- 0				
1- 4	0- 0	0- 2	CONFERENCE	0- 2	0- 0	1- 0				
1- 1	0- 0	0- 1	HOME	0- 0	0- 0	1- 0				
0- 3	0- 0	0- 1	AWAY	0- 2	0- 0	0- 0				
0- 0	0- 0	0- 0	NEUTRAL	0- 0	0- 0	0- 0				

RPI 1-25				RPI 26-50				RPI 51-100				RPI 101+ Team's RPI: 188			
RPI	S	Opponent	Score	RPI	S	Opponent	Score	RPI	S	Opponent	Score	RPI	S	Opponent	Score
20	A	Butler	47 64	34	H	Purdue	38 80	51	N	Duke	62 79	110	A	Western Ky.	86 83
				35	A	Buffal o	65 77	68	N	Qui nni pi ac	66 69	114	H	Ci nci nnati	75 63
				38	H	Ohi o	75 90	92	A	Mi ssouri St.	54 74	139	N	Fordham	70 78
								95	A	Toledo	58 65	172	H	Vanderbil t	43 60
								97	A	Mi ami (OH)	57 60	228	H	Bowl ing Green	77 70
												268	H	Clevel and St.	67 62
												305	H	Tennessee St.	90 51
LAST 12 Division I GAMES:															
228	H	Bowl ing Green	77 70	68	N	Qui nni pi ac	66 69	51	N	Duke	62 79				
95	A	Toledo	58 65	51	N	Duke	62 79	97	A	Mi ami (OH)	57 60				
305	H	Tennessee St.	90 51	35	A	Buffal o	65 77	38	H	Ohi o	75 90				
110	A	Western Ky.	86 83	38	H	Ohi o	75 90	114	H	Ci nci nnati	75 63				
172	H	Vanderbil t	43 60												
20	A	Butler	47 64												

Non-Div I Games: Urbana 99 62

Ball St.

Average RPI	Win:	109	WON-LOST	WINNING	LAST 10	STRENGTH OF	OPP. STRENGTH	TEAM	ADJ.	CONF.	ADJ CONF.
Average RPI	Loss:	4	RECORD	PCT. RANK	GAMES	SCHEDULE	OF SCHEDULE	RPI	RPI	RPI	RPI
DIV. I ONLY		15- 1		9	9-1	8	37	2	2	3	3
DIV. I NON-CONF.		10- 1		19	0- 0	17	28	3	3	3	3
-----											
TOTALS	RPI 1-25		RPI 26-50		W-L RECORDS	RPI 51-100		RPI 101-150		RPI 150+	
15- 1	4- 1		1- 0		OVERALL	3- 0		1- 0		6- 0	
8- 0	1- 0		1- 0		HOME	0- 0		1- 0		5- 0	
5- 1	2- 1		0- 0		AWAY	2- 0		0- 0		1- 0	
2- 0	1- 0		0- 0		NEUTRAL	1- 0		0- 0		0- 0	
10- 1	4- 1		0- 0		NON-CONFERENCE	1- 0		0- 0		5- 0	
6- 0	1- 0		0- 0		HOME	0- 0		0- 0		5- 0	
2- 1	2- 1		0- 0		AWAY	0- 0		0- 0		0- 0	
2- 0	1- 0		0- 0		NEUTRAL	1- 0		0- 0		0- 0	
5- 0	0- 0		1- 0		CONFERENCE	2- 0		1- 0		1- 0	
2- 0	0- 0		1- 0		HOME	0- 0		1- 0		0- 0	
3- 0	0- 0		0- 0		AWAY	2- 0		0- 0		1- 0	
0- 0	0- 0		0- 0		NEUTRAL	0- 0		0- 0		0- 0	

RPI	S	Opponent	Score	RPI	S	Opponent	Score	RPI	S	Opponent	Score	RPI	S	Opponent	Score
4	A	Stanford	63 68	43	H	Kansas St.	65 50	61	A	TCU	79 55	102	H	West Virginia	79 47
7	H	UConn	68 57					75	A	Kansas	94 68	159	A	Texas Tech	73 56
14	A	Arizona St.	65 59					84	N	Georgetown	67 46	165	H	Morehead St.	96 58
21	A	South Carolina	94 69									183	H	Southern U.	94 49
25	N	South Dakota St.	72 66									212	H	Nicholls St.	100 39
												233	H	Saint Francis (PA)	116 58
												247	H	UTRGV	98 37
-----															
LAST 12 Division I GAMES:															
7	H	UConn	68 57	102	H	West Virginia	79 47	75	A	Kansas	94 68	61	A	TCU	79 55
247	H	UTRGV	98 37	43	H	Kansas St.	65 50	159	A	Texas Tech	73 56	21	A	South Carolina	94 69
4	A	Stanford	63 68	84	N	Georgetown	67 46	25	N	South Dakota St.	72 66				
165	H	Morehead St.	96 58												

Non-Div I Games:

Bayl or

Average RPI Win:	198	WON-LOST	WINNING	LAST 10	STRENGTH OF	OPP. STRENGTH	TEAM	ADJ.	CONF.	ADJ CONF.
Average RPI Loss:	57	RECORD	PCT. RANK	GAMES	SCHEDULE	OF SCHEDULE	RPI	RPI	RPI	RPI
DIV. I ONLY	12- 5	67	8-2	118	101	73	73	22	22	
DIV. I NON-CONF.	7- 4	109	0- 0	59	44	36	36	20	20	
-----										
TOTALS	RPI 1-25	RPI 26-50	W-L RECORDS	RPI 51-100	RPI 101-150	RPI 150+				
12- 5	0- 1	0- 2	OVERALL	2- 1	2- 1	8- 0				
7- 2	0- 0	0- 0	HOME	0- 1	1- 1	6- 0				
5- 3	0- 1	0- 2	AWAY	2- 0	1- 0	2- 0				
0- 0	0- 0	0- 0	NEUTRAL	0- 0	0- 0	0- 0				
7- 4	0- 1	0- 2	NON-CONFERENCE	2- 1	2- 0	3- 0				
3- 1	0- 0	0- 0	HOME	0- 1	1- 0	2- 0				
4- 3	0- 1	0- 2	AWAY	2- 0	1- 0	1- 0				
0- 0	0- 0	0- 0	NEUTRAL	0- 0	0- 0	0- 0				
5- 1	0- 0	0- 0	CONFERENCE	0- 0	0- 1	5- 0				
4- 1	0- 0	0- 0	HOME	0- 0	0- 1	4- 0				
1- 0	0- 0	0- 0	AWAY	0- 0	0- 0	1- 0				
0- 0	0- 0	0- 0	NEUTRAL	0- 0	0- 0	0- 0				

RPI	S	Opponent	Score	RPI	S	Opponent	Score	RPI	S	Opponent	Score	RPI	S	Opponent	Score
8	A	NC State	62 77	37	A	Clemson	62 65	69	A	Middle Tenn.	45 38	108	H	Tennessee Tech	72 77
				39	A	Tennessee	76 84	82	A	Wright St.	79 63	130	A	Chattanooga	67 51
								95	H	Toledo	69 78	135	H	Tulsa	78 53
												162	H	Arkansas St.	74 55
												165	H	Morehead St.	77 50
												196	A	Jacksonville St.	64 41
												196	H	Jacksonville St.	66 52
												280	A	Northern Ky.	71 53
												305	H	Tennessee St.	80 46
												324	H	Eastern Ky.	69 43
												330	H	Lipscomb	83 43
LAST 12 Division I GAMES:															
196	H	Jacksonville St.	66 52	305	H	Tennessee St.	80 46	196	A	Jacksonville St.	64 41	324	H	Eastern Ky.	69 43
39	A	Tennessee	76 84	196	A	Jacksonville St.	64 41	165	H	Morehead St.	77 50	108	H	Tennessee Tech	72 77
162	H	Arkansas St.	74 55	324	H	Eastern Ky.	69 43	95	H	Toledo	69 78				
130	A	Chattanooga	67 51	165	H	Morehead St.	77 50								
330	H	Lipscomb	83 43	108	H	Tennessee Tech	72 77								
37	A	Clemson	62 65												

Non-Div I Games:

Belmont

Average RPI Win: 294		WON-LOST RECORD	WINNING PCT. RANK	LAST 10 GAMES	STRENGTH OF SCHEDULE	OPP. STRENGTH OF SCHEDULE	TEAM RPI	ADJ. RPI	CONF. RPI	ADJ. CONF. RPI
Average RPI Loss: 208										
DIV. I ONLY		7- 7	163	5-5	341	297	252	252	32	32
DIV. I NON-CONF.		5- 5	162	0- 0	332	208	240	240	32	32
TOTALS		RPI 1-25	RPI 26-50	W-L RECORDS		RPI 51-100	RPI 101-150	RPI 150+		
7- 7	0- 0		0- 0	OVERALL		0- 0	0- 1	7- 6		
4- 0	0- 0		0- 0	HOME		0- 0	0- 0	4- 0		
2- 7	0- 0		0- 0	AWAY		0- 0	0- 1	2- 6		
1- 0	0- 0		0- 0	NEUTRAL		0- 0	0- 0	1- 0		
5- 5	0- 0		0- 0	NON-CONFERENCE		0- 0	0- 1	5- 4		
3- 0	0- 0		0- 0	HOME		0- 0	0- 0	3- 0		
1- 5	0- 0		0- 0	AWAY		0- 0	0- 1	1- 4		
1- 0	0- 0		0- 0	NEUTRAL		0- 0	0- 0	1- 0		
2- 2	0- 0		0- 0	CONFERENCE		0- 0	0- 0	2- 2		
1- 0	0- 0		0- 0	HOME		0- 0	0- 0	1- 0		
1- 2	0- 0		0- 0	AWAY		0- 0	0- 0	1- 2		
0- 0	0- 0		0- 0	NEUTRAL		0- 0	0- 0	0- 0		

RPI 1-25				RPI 26-50				RPI 51-100				RPI 101+				Team's RPI: 252	
RPI	S	Opponent	Score	RPI	S	Opponent	Score	RPI	S	Opponent	Score	RPI	S	Opponent	Score		
												122	A	South Fla.	39	88	
												167	A	Charlotte	69	73	
												176	A	Georgia St.	57	62	
												203	A	Jacksonville	58	56	
												213	A	Florida	53	64	
												223	A	Howard	40	61	
												264	H	Liberty	81	76	
												273	A	Norfolk St.	50	57	
												279	A	Ga. Southern	76	77	
												291	H	North Florida	76	60	
												296	N	Kennesaw St.	64	61	
												311	H	FIU	68	57	
												347	H	Delaware St.	67	55	
												348	A	N. C. Central	67	50	
LAST 12 Division I GAMES:																	
				176	A	Georgia St.	57	62	347	H	Delaware St.	67	55				
				296	N	Kennesaw St.	64	61	273	A	Norfolk St.	50	57				
				291	H	North Florida	76	60	223	A	Howard	40	61				
				213	A	Florida	53	64	348	A	N. C. Central	67	50				
				203	A	Jacksonville	58	56	167	A	Charlotte	69	73				
				279	A	Ga. Southern	76	77	311	H	FIU	68	57				

Bethune-Cookman



Average RPI Win:	291	WON-LOST	WINNING	LAST 10	STRENGTH OF	OPP. STRENGTH	TEAM	ADJ.	CONF.	ADJ CONF.
Average RPI Loss:	173	RECORD	PCT. RANK	GAMES	SCHEDULE	OF SCHEDULE	RPI	RPI	RPI	RPI
DIV. I ONLY	5- 11	260	2-8	143	321	256	256	23	23	
DIV. I NON-CONF.	3- 8	267	0- 0	61	313	226	226	23	23	
-----										
TOTALS	RPI 1-25	RPI 26-50	W-L RECORDS	RPI 51-100	RPI 101-150	RPI 150+				
5- 11	0- 2	0- 1	OVERALL	0- 0	0- 2	5- 6				
4- 4	0- 0	0- 0	HOME	0- 0	0- 2	4- 2				
1- 7	0- 2	0- 1	AWAY	0- 0	0- 0	1- 4				
0- 0	0- 0	0- 0	NEUTRAL	0- 0	0- 0	0- 0				
3- 8	0- 2	0- 1	NON-CONFERENCE	0- 0	0- 1	3- 4				
3- 2	0- 0	0- 0	HOME	0- 0	0- 1	3- 1				
0- 6	0- 2	0- 1	AWAY	0- 0	0- 0	0- 3				
0- 0	0- 0	0- 0	NEUTRAL	0- 0	0- 0	0- 0				
2- 3	0- 0	0- 0	CONFERENCE	0- 0	0- 1	2- 2				
1- 2	0- 0	0- 0	HOME	0- 0	0- 1	1- 1				
1- 1	0- 0	0- 0	AWAY	0- 0	0- 0	1- 1				
0- 0	0- 0	0- 0	NEUTRAL	0- 0	0- 0	0- 0				

RPI 1-25				RPI 26-50				RPI 51-100				RPI 101+ Team's RPI: 256			
RPI	S	Opponent	Score	RPI	S	Opponent	Score	RPI	S	Opponent	Score	RPI	S	Opponent	Score
1	A	Notre Dame	53 103	38	A	Ohio	49 86					142	H	Lehigh	55 65
15	A	Marquette	40 93									145	H	Stony Brook	56 65
												201	H	Cornell	72 61
												204	H	Rider	57 62
												224	A	Dartmouth	39 63
												242	A	Niagara	72 79
												275	H	Vermont	57 58
												282	A	Albany (NY)	56 61
												285	H	Army West Point	60 47
												309	A	New Hampshire	71 62
												317	H	UMBC	67 45
												333	A	Lafayette	50 59
												345	H	Fairleigh Dickinson	73 54
LAST 12 Division I GAMES:															
224	A	Dartmouth	39 63	275	H	Vermont	57 58								
15	A	Marquette	40 93	317	H	UMBC	67 45								
1	A	Notre Dame	53 103	145	H	Stony Brook	56 65								
204	H	Rider	57 62	309	A	New Hampshire	71 62								
242	A	Niagara	72 79	282	A	Albany (NY)	56 61								
345	H	Fairleigh Dickinson	73 54	285	H	Army West Point	60 47								

Non-Div I Games: Charleston (WV) 69 62 Caldwell 73 54

Binghamton

RPI 1-25				RPI 26-50				RPI 51-100				RPI 101+			
RPI	S	Opponent	Score	RPI	S	Opponent	Score	RPI	S	Opponent	Score	RPI	S	Opponent	Score
5	H	Louisville	55 74					78	H	Wyoming	72 64	111	A	Washington	73 69
								79	N	UNI	61 60	131	N	Idaho	91 85
								93	A	Washington St.	71 95	132	A	Fresno St.	72 60
												153	H	CSUN	74 63
												177	H	Eastern Wash.	67 55
												205	A	San Diego St.	69 66
												209	H	Southern Utah	88 53
												233	N	Saint Francis (PA)	78 64
												260	A	Nevada	75 74
												318	H	San Jose St.	99 68
LAST 12 Division I GAMES:															
				78	H	Wyoming	72 64	111	A	Washington	73 69				
				209	H	Southern Utah	88 53	132	A	Fresno St.	72 60				
				233	N	Saint Francis (PA)	78 64	260	A	Nevada	75 74				
				177	H	Eastern Wash.	67 55	318	H	San Jose St.	99 68				
				93	A	Washington St.	71 95	205	A	San Diego St.	69 66				
				79	N	UNI	61 60	131	N	Idaho	91 85				

Boi se St.

Page 26

Average RPI Win: 209

Average RPI Loss: 45

WON-LOST  
RECORDWINNING  
PCT. RANKLAST 10  
GAMESSTRENGTH OF  
SCHEDULEOPP. STRENGTH  
OF SCHEDULETEAM  
RPIADJ.  
RPICONF.  
RPIADJ CONF.  
RPIDIV. I ONLY  
DIV. I NON-CONF.13- 6  
11- 280  
335-5  
1- 061  
190119  
30077  
9377  
931  
11  
1

TOTALS

RPI 1-25

RPI 26-50

W-L RECORDS

RPI 51-100

RPI 101-150

RPI 150+

13- 6

0- 3

0- 1

OVERALL

1- 1

2- 1

10- 0

7- 5

0- 2

0- 1

HOME

0- 1

0- 1

7- 0

4- 1

0- 1

0- 0

AWAY

1- 0

2- 0

1- 0

2- 0

0- 0

0- 0

NEUTRAL

0- 0

0- 0

2- 0

11- 2

0- 0

0- 0

NON-CONFERENCE

0- 1

1- 1

10- 0

7- 2

0- 0

0- 0

HOME

0- 1

0- 1

7- 0

2- 0

0- 0

0- 0

AWAY

0- 0

1- 0

1- 0

2- 0

0- 0

0- 0

NEUTRAL

0- 0

0- 0

2- 0

2- 4

0- 3

0- 1

CONFERENCE

1- 0

1- 0

0- 0

0- 3

0- 2

0- 1

HOME

0- 0

0- 0

0- 0

2- 1

0- 1

0- 0

AWAY

1- 0

1- 0

0- 0

0- 0

0- 0

0- 0

NEUTRAL

0- 0

0- 0

0- 0

RPI 1-25

RPI	S	Opponent	Score
1	A	Notre Dame	63 92
8	H	NC State	69 85
22	H	Florida St.	71 91

RPI 26-50

RPI	S	Opponent	Score
33	H	Georgia Tech	76 81

RPI 51-100

Team's RPI: 77

RPI	S	Opponent	Score
88	A	Pittsburgh	59 55
89	H	Providence	57 61

RPI 101+

RPI	S	Opponent	Score
116	H	Minnesota	69 77
117	A	Houston	64 57
119	A	Wake Forest	65 64
163	H	Boston U.	78 51
173	A	Rhode Island	88 64
204	N	Rider	112 61
224	H	Dartmouth	99 68
227	H	Holy Cross	89 63
243	H	Campbell	76 56
261	H	Columbia	74 60
288	H	Bryant	83 46
304	H	Saint Peter's	89 57
308	N	Loyola Maryland	73 47

LAST 12 Division I GAMES:

8	H	NC State	69 85	204	N	Rider	112 61
33	H	Georgia Tech	76 81	1	A	Notre Dame	63 92
224	H	Dartmouth	99 68	22	H	Florida St.	71 91
243	H	Campbell	76 56	88	A	Pittsburgh	59 55
163	H	Boston U.	78 51	119	A	Wake Forest	65 64
116	H	Minnesota	69 77	288	H	Bryant	83 46

Non-Div I Games:

Boston College

Average RPI Win:	223	WON-LOST	WINNING	LAST 10	STRENGTH OF	OPP. STRENGTH	TEAM	ADJ.	CONF.	ADJ CONF.
Average RPI Loss:	148	RECORD	PCT. RANK	GAMES	SCHEDULE	OF SCHEDULE	RPI	RPI	RPI	RPI
DIV. I ONLY	8- 8	163	4-6	162	231	163	163	19	19	
DIV. I NON-CONF.	4- 6	212	0- 0	162	192	209	209	24	24	
-----										
TOTALS	RPI 1-25	RPI 26-50	W-L RECORDS	RPI 51-100	RPI 101-150	RPI 150+				
8- 8	0- 0	0- 0	OVERALL	1- 3	1- 1	6- 4				
6- 1	0- 0	0- 0	HOME	0- 0	1- 0	5- 1				
2- 7	0- 0	0- 0	AWAY	1- 3	0- 1	1- 3				
0- 0	0- 0	0- 0	NEUTRAL	0- 0	0- 0	0- 0				
4- 6	0- 0	0- 0	NON-CONFERENCE	0- 3	0- 1	4- 2				
4- 0	0- 0	0- 0	HOME	0- 0	0- 0	4- 0				
0- 6	0- 0	0- 0	AWAY	0- 3	0- 1	0- 2				
0- 0	0- 0	0- 0	NEUTRAL	0- 0	0- 0	0- 0				
4- 2	0- 0	0- 0	CONFERENCE	1- 0	1- 0	2- 2				
2- 1	0- 0	0- 0	HOME	0- 0	1- 0	1- 1				
2- 1	0- 0	0- 0	AWAY	1- 0	0- 0	1- 1				
0- 0	0- 0	0- 0	NEUTRAL	0- 0	0- 0	0- 0				

RPI	S	Opponent	Score	RPI	S	Opponent	Score	RPI	S	Opponent	Score	RPI	S	Opponent	Score	Team's RPI: 163
52	A	Bucknell	70 62	53	A	Northeastern	51 81	66	A	Harvard	47 67	77	A	Boston College	51 78	
126	A	Marist	57 68	142	H	Lehigh	58 45	181	A	Massachusetts	55 66	192	H	Delaware	72 61	
207	H	Brown	72 51	224	A	Dartmouth	44 64	227	A	Holy Cross	69 75	230	H	Colgate	72 81	
285	H	Army West Point	63 51	288	H	Bryant	67 65	308	A	Loyola Maryland	64 62	309	H	New Hampshire	60 39	
-----																
LAST 12 Division I GAMES:																
285	H	Army West Point	63 51	227	A	Holy Cross	69 75	230	H	Colgate	72 81	142	H	Lehigh	58 45	
66	A	Harvard	47 67	308	A	Loyola Maryland	64 62	52	A	Bucknell	70 62	55	A	Massachusetts	55 66	
77	A	Boston College	51 78	52	A	Bucknell	70 62	44	A	Dartmouth	44 64	72	H	Delaware	72 61	
181	A	Massachusetts	55 66	309	H	New Hampshire	60 39									

Non-Div I Games:

Boston U.

Average RPI Win: 274  
Average RPI Loss: 159

WON-LOST  
RECORD

WINNING  
PCT. RANK

LAST 10  
GAMES

STRENGTH OF  
SCHEDULE

OPP. STRENGTH  
OF SCHEDULE











































TEAM  
RPI

ADJ.  
RPI

CONF.  
RPI





ADJ CONF.  
RPI

DIV. I ONLY	6- 9	225	4-6	195	314	228	228	8	8
DIV. I NON-CONF.	6- 4	125	0- 0	230	333	164	164	8	8
<hr/>									
TOTALS	RPI 1-25	RPI 26-50	W-L RECORDS	RPI 51-100	RPI 101-150	RPI 150+			
6- 9	0- 0	0- 1	OVERALL	0- 2	0- 0	6- 6			
4- 3	0- 0	0- 0	HOME	0- 2	0- 0	4- 1			
2- 5	0- 0	0- 1	AWAY	0- 0	0- 0	2- 4			
0- 1	0- 0	0- 0	NEUTRAL	0- 0	0- 0	0- 1			
6- 4	0- 0	0- 1	NON-CONFERENCE	0- 0	0- 0	6- 3			
4- 0	0- 0	0- 0	HOME	0- 0	0- 0	4- 0			
2- 3	0- 0	0- 1	AWAY	0- 0	0- 0	2- 2			
0- 1	0- 0	0- 0	NEUTRAL	0- 0	0- 0	0- 1			
0- 5	0- 0	0- 0	CONFERENCE	0- 2	0- 0	0- 3			
0- 3	0- 0	0- 0	HOME	0- 2	0- 0	0- 1			
0- 2	0- 0	0- 0	AWAY	0- 0	0- 0	0- 2			
0- 0	0- 0	0- 0	NEUTRAL	0- 0	0- 0	0- 0			

RPI 1-25	RPI 26-50	RPI 51-100	RPI 101+	Team's RPI: 228
RPI S Opponent Score	RPI S Opponent Score	RPI S Opponent Score	RPI S Opponent Score	
	28  Michigan St. 69  99	94  Northern Ill. 52  66 95  Toledo 65  79	175  Xavier 49  65 179 N Mercer 63  76 180  Akron 71  74 188  Ball St. 70  77 202  Coastal Caro. 80  81 220  Loyol a Chi cago 88 74 237  Marshall I 99 76 257  Robert Morris 61 60 293  Western Mi ch. 82  84 295  Cani si us 74 53 307  Val parai so 79 72 328  Detroi t Mercy 79 73	
LAST 12 Division I GAMES:				
307  Val parai so 79 72	95  Toledo 65  79	94  Northern Ill. 52  66	180  Akron 71  74	
328  Detroi t Mercy 79 73	188  Ball St. 70  77	293  Western Mi ch. 82  84	220  Loyol a Chi cago 88 74	
295  Cani si us 74 53				
175  Xavier 49  65				
179 N Mercer 63  76				
202  Coastal Caro. 80  81				

Non-Div I Games: Davis & Elkins 63 28

Bowling Green

 Loss,  Non-Conf, S Site,  Home  Away N Neutral

Average RPI	Win: 255	WON-LOST	WINNING	LAST 10	STRENGTH OF	OPP. STRENGTH	TEAM	ADJ.	CONF.	ADJ CONF.
Average RPI	Loss: 54	RECORD	PCT. RANK	GAMES	SCHEDULE	OF SCHEDULE	RPI	RPI	RPI	RPI
DIV. I ONLY	12- 4	47	6-4	324	103	171	171	12	12	
DIV. I NON-CONF.	9- 1	31	1- 0	344	147	142	142	14	14	
-----										
TOTALS	RPI 1-25	RPI 26-50	W-L RECORDS	RPI 51-100	RPI 101-150	RPI 150+				
12- 4	0- 1	0- 1	OVERALL	0- 2	0- 0	12- 0				
6- 3	0- 1	0- 0	HOME	0- 2	0- 0	6- 0				
5- 1	0- 0	0- 1	AWAY	0- 0	0- 0	5- 0				
1- 0	0- 0	0- 0	NEUTRAL	0- 0	0- 0	1- 0				
9- 1	0- 0	0- 1	NON-CONFERENCE	0- 0	0- 0	9- 0				
5- 0	0- 0	0- 0	HOME	0- 0	0- 0	5- 0				
3- 1	0- 0	0- 1	AWAY	0- 0	0- 0	3- 0				
1- 0	0- 0	0- 0	NEUTRAL	0- 0	0- 0	1- 0				
3- 3	0- 1	0- 0	CONFERENCE	0- 2	0- 0	3- 0				
1- 3	0- 1	0- 0	HOME	0- 2	0- 0	1- 0				
2- 0	0- 0	0- 0	AWAY	0- 0	0- 0	2- 0				
0- 0	0- 0	0- 0	NEUTRAL	0- 0	0- 0	0- 0				

RPI 1-25				RPI 26-50				RPI 51-100				RPI 101+ Team's RPI: 171			
RPI	S	Opponent	Score	RPI	S	Opponent	Score	RPI	S	Opponent	Score	RPI	S	Opponent	Score
11	H	Drake	63 92	34	A	Purdue	61 74	79	H	UNI	78 81	158	A	Indiana St.	61 45
								92	H	Missouri St.	56 68	166	H	Southern Ill.	58 53
												192	N	Delaware	59 47
												218	H	Southeast Mo. St.	85 79
												235	H	Western Ill.	82 68
												249	H	Eastern Ill.	67 64
												268	A	Cleveland St.	67 65
												290	A	Fla. Atlantic	80 59
												297	H	Oakland	73 64
												302	A	Omaha	80 60
												341	H	Chicago St.	89 59
												343	A	Evansville	75 68
LAST 12 Division I GAMES:															
79	H	UNI	78 81	290	A	Fla. Atlantic	80 59								
11	H	Drake	63 92	166	H	Southern Ill.	58 53								
341	H	Chicago St.	89 59	92	H	Missouri St.	56 68								
34	A	Purdue	61 74	158	A	Indiana St.	61 45								
268	A	Cleveland St.	67 65	343	A	Evansville	75 68								
302	A	Omaha	80 60	235	H	Western Ill.	82 68								

Non-Div I Games: Rockhurst 83 40

Bradley

Average RPI Win:	268	WON-LOST	WINNING	LAST 10	STRENGTH OF	OPP. STRENGTH	TEAM	ADJ.	CONF.	ADJ CONF.
Average RPI Loss:	130	RECORD	PCT. RANK	GAMES	SCHEDULE	OF SCHEDULE	RPI	RPI	RPI	RPI
DIV. I ONLY	7- 8	193	5-5	260	203	207	207	11	11	
DIV. I NON-CONF.	6- 8	199	0- 1	280	216	241	241	10	10	
-----										
TOTALS	RPI 1-25	RPI 26-50	W-L RECORDS	RPI 51-100	RPI 101-150	RPI 150+				
7- 8	0- 1	0- 0	OVERALL	0- 3	1- 0	6- 4				
4- 2	0- 0	0- 0	HOME	0- 1	1- 0	3- 1				
2- 6	0- 1	0- 0	AWAY	0- 2	0- 0	2- 3				
1- 0	0- 0	0- 0	NEUTRAL	0- 0	0- 0	1- 0				
6- 8	0- 1	0- 0	NON-CONFERENCE	0- 3	0- 0	6- 4				
3- 2	0- 0	0- 0	HOME	0- 1	0- 0	3- 1				
2- 6	0- 1	0- 0	AWAY	0- 2	0- 0	2- 3				
1- 0	0- 0	0- 0	NEUTRAL	0- 0	0- 0	1- 0				
1- 0	0- 0	0- 0	CONFERENCE	0- 0	1- 0	0- 0				
1- 0	0- 0	0- 0	HOME	0- 0	1- 0	0- 0				
0- 0	0- 0	0- 0	AWAY	0- 0	0- 0	0- 0				
0- 0	0- 0	0- 0	NEUTRAL	0- 0	0- 0	0- 0				

RPI	S	Opponent	Score	RPI	S	Opponent	Score	RPI	S	Opponent	Score	RPI	S	Opponent	Score	Team's RPI: 207
16	A	Rutgers	52 73					52	H	Bucknell	78 91	112	H	Yale	86 71	
								70	A	Maine	96 102	163	A	Boston U.	51 72	
								94	A	Northern Ill.	102 109	173	A	Rhode Island	67 72	
												181	H	Massachusetts	61 90	
												227	A	Holy Cross	89 85	
												288	A	Bryant	57 75	
												288	N	Bryant	84 68	
												289	H	Central Conn. St.	68 63	
												309	H	New Hampshire	76 70	
												313	H	Fairfield	68 49	
												341	A	Chicago St.	90 65	
LAST 12 Division I GAMES:																
70	A	Maine	96 102	173	A	Rhode Island	67 72									
288	N	Bryant	84 68	112	H	Yale	86 71									
52	H	Bucknell	78 91	16	A	Rutgers	52 73									
181	H	Massachusetts	61 90	94	A	Northern Ill.	102 109									
313	H	Fairfield	68 49	341	A	Chicago St.	90 65									
227	A	Holy Cross	89 85	309	H	New Hampshire	76 70									

Non-Div I Games: Johnson &amp; Wales (RI) 78 46 Adelphi 75 62

Brown

Average RPI Win:	275	WON-LOST	WINNING	LAST 10	STRENGTH OF	OPP. STRENGTH	TEAM	ADJ.	CONF.	ADJ CONF.
Average RPI Loss:	174	RECORD	PCT. RANK	GAMES	SCHEDULE	OF SCHEDULE	RPI	RPI	RPI	RPI
DIV. I ONLY	4- 12	291	2-8	228	305	288	288	31	31	
DIV. I NON-CONF.	2- 9	297	0- 1	159	217	279	279	31	31	
-----										
TOTALS	RPI 1-25	RPI 26-50	W-L RECORDS	RPI 51-100	RPI 101-150	RPI 150+				
4- 12	0- 0	0- 0	OVERALL	0- 4	0- 1	4- 7				
2- 4	0- 0	0- 0	HOME	0- 1	0- 0	2- 3				
2- 6	0- 0	0- 0	AWAY	0- 2	0- 1	2- 3				
0- 2	0- 0	0- 0	NEUTRAL	0- 1	0- 0	0- 1				
2- 9	0- 0	0- 0	NON-CONFERENCE	0- 4	0- 1	2- 4				
1- 2	0- 0	0- 0	HOME	0- 1	0- 0	1- 1				
1- 5	0- 0	0- 0	AWAY	0- 2	0- 1	1- 2				
0- 2	0- 0	0- 0	NEUTRAL	0- 1	0- 0	0- 1				
2- 3	0- 0	0- 0	CONFERENCE	0- 0	0- 0	2- 3				
1- 2	0- 0	0- 0	HOME	0- 0	0- 0	1- 2				
1- 1	0- 0	0- 0	AWAY	0- 0	0- 0	1- 1				
0- 0	0- 0	0- 0	NEUTRAL	0- 0	0- 0	0- 0				

RPI 1-25				RPI 26-50				RPI 51-100				RPI 101+				Team's RPI: 288
RPI	S	Opponent	Score	RPI	S	Opponent	Score	RPI	S	Opponent	Score	RPI	S	Opponent	Score	
								70	H	Maine	57 74	102	A	West Virginia	48 94	
								77	A	Boston College	46 83	163	A	Boston U.	65 67	
								89	N	Providence	64 72	207	H	Brown	75 57	
								96	A	Hartford	57 67	207	N	Brown	68 84	
												211	A	Sacred Heart	48 49	
												227	H	Holy Cross	62 81	
												250	A	Mt. St. Mary's	73 68	
												257	H	Robert Morris	57 60	
												278	H	St. Francis Brooklyn	55 60	
												292	A	UMass Lowell	58 57	
												309	A	New Hampshire	74 79	
												351	H	LIU Brooklyn	69 62	
LAST 12 Division I GAMES:																
351	H	LIU Brooklyn	69 62	89	N	Providence	64 72	257	H	Robert Morris	57 60					
227	H	Holy Cross	62 81	211	A	Sacred Heart	48 49	250	A	Mt. St. Mary's	73 68					
96	A	Hartford	57 67	278	H	St. Francis Brooklyn	55 60	309	A	New Hampshire	74 79					
77	A	Boston College	46 83	163	A	Boston U.	65 67									
207	N	Brown	68 84													
309	A	New Hampshire	74 79													

Non-Div I Games:

Bryant



Average RPI Win:	215	WON-LOST	WINNING	LAST 10	STRENGTH OF	OPP. STRENGTH	TEAM	ADJ.	CONF.	ADJ CONF.
Average RPI Loss:	76	RECORD	PCT. RANK	GAMES	SCHEDULE	OF SCHEDULE	RPI	RPI	RPI	RPI
DIV. I ONLY	14- 4	39	8-2	145	180	52	52	19	19	
DIV. I NON-CONF.	9- 3	61	0- 0	134	113	44	44	24	24	
-----										
TOTALS	RPI 1-25	RPI 26-50	W-L RECORDS	RPI 51-100	RPI 101-150	RPI 150+				
14- 4	0- 2	0- 0	OVERALL	1- 0	3- 1	10- 1				
6- 1	0- 0	0- 0	HOME	1- 0	3- 0	2- 1				
6- 3	0- 2	0- 0	AWAY	0- 0	0- 1	6- 0				
2- 0	0- 0	0- 0	NEUTRAL	0- 0	0- 0	2- 0				
9- 3	0- 2	0- 0	NON-CONFERENCE	1- 0	1- 1	7- 0				
4- 0	0- 0	0- 0	HOME	1- 0	1- 0	2- 0				
3- 3	0- 2	0- 0	AWAY	0- 0	0- 1	3- 0				
2- 0	0- 0	0- 0	NEUTRAL	0- 0	0- 0	2- 0				
5- 1	0- 0	0- 0	CONFERENCE	0- 0	2- 0	3- 1				
2- 1	0- 0	0- 0	HOME	0- 0	2- 0	0- 1				
3- 0	0- 0	0- 0	AWAY	0- 0	0- 0	3- 0				
0- 0	0- 0	0- 0	NEUTRAL	0- 0	0- 0	0- 0				

RPI 1-25				RPI 26-50				RPI 51-100 Team's RPI: 52				RPI 101+			
RPI	S	Opponent	Score	RPI	S	Opponent	Score	RPI	S	Opponent	Score	RPI	S	Opponent	Score
6	A	Syracuse	56 70					68	H	Quinnipiac	75 58	106	H	Youngstown St.	73 68
13	A	Iowa St.	61 86									123	A	Drexel	42 64
												129	H	American	71 56
												142	H	Lehigh	71 53
												163	H	Boston U.	62 70
												181	N	Massachusetts	77 58
												204	H	Rider	80 59
												207	A	Brown	91 78
												230	A	Colgate	90 62
												238	A	St. Bonaventure	77 46
												248	A	Monmouth	70 32
												285	A	Army West Point	66 52
												313	N	Fairfield	77 54
												331	H	Iona	81 43
												333	A	Lafayette	56 47
-----															
LAST 12 Division I GAMES:															
129	H	American	71 56	230	A	Colgate	90 62								
13	A	Iowa St.	61 86	142	H	Lehigh	71 53								
106	H	Youngstown St.	73 68	333	A	Lafayette	56 47								
204	H	Rider	80 59	285	A	Army West Point	66 52								
331	H	Iona	81 43	163	H	Boston U.	62 70								
238	A	St. Bonaventure	77 46	207	A	Brown	91 78								

Non-Div I Games:

Bucknell

Average RPI Loss: 33

DIV. I ONLY	12- 4	47	7-3	69	142	35	35	8	8
DIV. I NON-CONF.	8- 3	71	0- 0	104	83	45	45	8	8
TOTALS	RPI 1-25	RPI 26-50	W-L RECORDS	RPI 51-100	RPI 101-150	RPI 150+			
12- 4	1- 2	0- 1	OVERALL	2- 1	0- 0	9- 0			
3- 2	0- 1	0- 1	HOME	0- 0	0- 0	3- 0			
7- 2	0- 1	0- 0	AWAY	1- 1	0- 0	6- 0			
2- 0	1- 0	0- 0	NEUTRAL	1- 0	0- 0	0- 0			
8- 3	1- 2	0- 0	NON-CONFERENCE	1- 1	0- 0	6- 0			
2- 1	0- 1	0- 0	HOME	0- 0	0- 0	2- 0			
4- 2	0- 1	0- 0	AWAY	0- 1	0- 0	4- 0			
2- 0	1- 0	0- 0	NEUTRAL	1- 0	0- 0	0- 0			
4- 1	0- 0	0- 1	CONFERENCE	1- 0	0- 0	3- 0			
1- 1	0- 0	0- 1	HOME	0- 0	0- 0	1- 0			
3- 0	0- 0	0- 0	AWAY	1- 0	0- 0	2- 0			
0- 0	0- 0	0- 0	NEUTRAL	0- 0	0- 0	0- 0			

RPI 1-25					
RPI	S	Opponent	Score		
3	A	Oregon	82	102	
4	H	Stanford	55	62	
25	N	South Dakota St.	61	55	

Team's RPI : 35					
RPI	S	Opponent	Score		
38	H	Ohio	71	74	

RPI 51-100					
RPI	S	Opponent	Score		
84	N	Georgetown	73	64	
86	A	Dayton	59	72	
97	A	Miami (OH)	66	59	

RPI 101+					
RPI	S	Opponent	Score		
184	A	Eastern Mich.	91	84	
188	H	Ball St.	77	65	
224	A	Dartmouth	75	69	
238	H	St. Bonaventure	90	43	
242	H	Niagara	88	61	
246	A	UMES	69	63	
289	A	Central Conn. St.	82	69	
293	A	Western Mich.	61	59	
295	A	Canisius	84	66	

LAST 12 Division I GAMES:					
238	H	St. Bonaventure	90	43	
4	H	Stanford	55	62	
224	A	Dartmouth	75	69	
86	A	Dayton	59	72	
295	A	Canisius	84	66	
289	A	Central Conn. St.	82	69	
293	A	Western Mich.	61	59	
188	H	Ball St.	77	65	
97	A	Miami (OH)	66	59	
184	A	Eastern Mich.	91	84	
38	H	Ohio	71	74	
25	N	South Dakota St.	61	55	

Buffal o

Average RPI Win: **163**  
 Average RPI Loss: **59**

WON-LOST  
RECORD

WINNING  
PCT. RANK

LAST 10  
GAMES

STRENGTH OF  
SCHEDULE

OPP. STRENGTH  
OF SCHEDULE

TEAM  
RPI

ADJ.  
RPI

CONF.  
RPI

ADJ CONF.  
RPI

DIV. I ONLY	16- 2	12	9-1	130	90	20	20	5	5
DIV. I NON-CONF.	10- 1	19	0- 0	198	190	40	40	4	4
<hr/>									
TOTALS	RPI 1-25	RPI 26-50	W-L RECORDS	RPI 51-100	RPI 101-150	RPI 150+			
16- 2	0- 0	0- 1	OVERALL	5- 1	1- 0	10- 0			
9- 0	0- 0	0- 0	HOME	1- 0	1- 0	7- 0			
5- 2	0- 0	0- 1	AWAY	3- 1	0- 0	2- 0			
2- 0	0- 0	0- 0	NEUTRAL	1- 0	0- 0	1- 0			
10- 1	0- 0	0- 1	NON-CONFERENCE	1- 0	0- 0	9- 0			
7- 0	0- 0	0- 0	HOME	0- 0	0- 0	7- 0			
1- 1	0- 0	0- 1	AWAY	0- 0	0- 0	1- 0			
2- 0	0- 0	0- 0	NEUTRAL	1- 0	0- 0	1- 0			
6- 1	0- 0	0- 0	CONFERENCE	4- 1	1- 0	1- 0			
2- 0	0- 0	0- 0	HOME	1- 0	1- 0	0- 0			
4- 1	0- 0	0- 0	AWAY	3- 1	0- 0	1- 0			
0- 0	0- 0	0- 0	NEUTRAL	0- 0	0- 0	0- 0			

RPI 1-25				Team's RPI : 20			
RPI	S	Opponent	Score				
29	A	Indiana	46 66				

RPI 26-50			
RPI	S	Opponent	Score
29	A	Indiana	46 66

RPI 51-100			
RPI	S	Opponent	Score
57	A	Villanova	63 55
67	A	Creighton	75 43
74	H	Seton Hall	62 59
84	A	Georgetown	59 50
89	A	Providence	68 74
99	N	Ohio St.	66 53

RPI 101+			
RPI	S	Opponent	Score
105	H	St. John's (NY)	66 45
158	H	Indiana St.	72 49
175	A	Xavier	63 41
180	A	Akron	63 47
182	H	Illinois St.	58 56
184	N	Eastern Mich.	73 63
188	H	Ball St.	64 47
235	H	Western Ill.	92 51
249	H	Eastern Ill.	72 37
281	H	Murray St.	86 65
292	H	UMass Lowell	89 36

LAST 12 Division I GAMES:

84	A	Georgetown	59 50
57	A	Villanova	63 55
184	N	Eastern Mich.	73 63
99	N	Ohio St.	66 53
158	H	Indiana St.	72 49
180	A	Akron	63 47

67	A	Creighton	75 43
89	A	Providence	68 74
175	A	Xavier	63 41
105	H	St. John's (NY)	66 45
74	H	Seton Hall	62 59
29	A	Indiana	46 66

Non-Div I Games:

Butler

Average RPI Win: 250	WON-LOST RECORD	WINNING PCT. RANK	LAST 10 GAMES	STRENGTH OF SCHEDULE	OPP. STRENGTH OF SCHEDULE	TEAM RPI	ADJ. RPI	CONF. RPI	ADJ CONF. RPI
Average RPI Loss: 207									

DIV. I ONLY	6- 11	247	4-6	313	263	271	271	29	29
DIV. I NON-CONF.	2- 9	297	0- 0	276	254	312	312	30	30
-----									
TOTALS	RPI 1-25	RPI 26-50	W-L RECORDS	RPI 51-100	RPI 101-150	RPI 150+			
6- 11	0- 0	0- 1	OVERALL	1- 0	0- 1	5- 9			
2- 2	0- 0	0- 0	HOME	1- 0	0- 0	1- 2			
4- 9	0- 0	0- 1	AWAY	0- 0	0- 1	4- 7			
0- 0	0- 0	0- 0	NEUTRAL	0- 0	0- 0	0- 0			
2- 9	0- 0	0- 1	NON-CONFERENCE	1- 0	0- 1	1- 7			
1- 1	0- 0	0- 0	HOME	1- 0	0- 0	0- 1			
1- 8	0- 0	0- 1	AWAY	0- 0	0- 1	1- 6			
0- 0	0- 0	0- 0	NEUTRAL	0- 0	0- 0	0- 0			
4- 2	0- 0	0- 0	CONFERENCE	0- 0	0- 0	4- 2			
1- 1	0- 0	0- 0	HOME	0- 0	0- 0	1- 1			
3- 1	0- 0	0- 0	AWAY	0- 0	0- 0	3- 1			
0- 0	0- 0	0- 0	NEUTRAL	0- 0	0- 0	0- 0			

RPI 1-25	RPI 26-50	RPI 51-100	RPI 101+	Team's RPI: 271
RPI S Opponent Score	RPI S Opponent Score	RPI S Opponent Score	RPI S Opponent Score	
	42 A Oregon St. 52 92	82 H Wright St. 76 74	146 A UC Irvine 78 85	
			178 H New Mexico St. 59 61	
			185 H UC Riverside 67 79	
			189 A North Texas 59 71	
			193 A UMKC 67 57	
			214 A Cal St. Fullerton 56 64	
			217 A Utah Valley 70 78	
			222 A SMU 43 49	
			247 H UTRGV 68 63	
			265 A UTEP 47 53	
			298 A UC Santa Barbara 56 48	
			302 A Omaha 46 53	
			318 A San Jose St. 72 82	
			336 A Seattle U 70 60	
			341 A Chicago St. 67 56	
LAST 12 Division I GAMES:				
	336 A Seattle U 70 60	341 A Chicago St. 67 56		
	185 H UC Riverside 67 79	193 A UMKC 67 57		
	42 A Oregon St. 52 92	178 H New Mexico St. 59 61		
	189 A North Texas 59 71	247 H UTRGV 68 63		
	222 A SMU 43 49	217 A Utah Valley 70 78		
	302 A Omaha 46 53	214 A Cal St. Fullerton 56 64		

Non-Div I Games: Whittier 74 46 Westcliff 91 37

Average RPI Win:	237	WON-LOST	WINNING	LAST 10	STRENGTH OF	OPP. STRENGTH	TEAM	ADJ.	CONF.	ADJ CONF.
Average RPI Loss:	70	RECORD	PCT. RANK	GAMES	SCHEDULE	OF SCHEDULE	RPI	RPI	RPI	RPI
DIV. I ONLY	9- 9	163	5-5	165	80	153	153	21	21	
DIV. I NON-CONF.	6- 8	199	0- 1	126	37	157	157	21	21	
-----										
TOTALS	RPI 1-25	RPI 26-50	W-L RECORDS	RPI 51-100	RPI 101-150	RPI 150+				
9- 9	0- 2	0- 2	OVERALL	1- 2	0- 3	8- 0				
6- 2	0- 0	0- 0	HOME	1- 1	0- 1	5- 0				
3- 7	0- 2	0- 2	AWAY	0- 1	0- 2	3- 0				
0- 0	0- 0	0- 0	NEUTRAL	0- 0	0- 0	0- 0				
6- 8	0- 2	0- 2	NON-CONFERENCE	1- 2	0- 2	5- 0				
4- 2	0- 0	0- 0	HOME	1- 1	0- 1	3- 0				
2- 6	0- 2	0- 2	AWAY	0- 1	0- 1	2- 0				
0- 0	0- 0	0- 0	NEUTRAL	0- 0	0- 0	0- 0				
3- 1	0- 0	0- 0	CONFERENCE	0- 0	0- 1	3- 0				
2- 0	0- 0	0- 0	HOME	0- 0	0- 0	2- 0				
1- 1	0- 0	0- 0	AWAY	0- 0	0- 1	1- 0				
0- 0	0- 0	0- 0	NEUTRAL	0- 0	0- 0	0- 0				

RPI 1-25				RPI 26-50				RPI 51-100				RPI 101+				Team's RPI: 153
RPI	S	Opponent	Score	RPI	S	Opponent	Score	RPI	S	Opponent	Score	RPI	S	Opponent	Score	
4	A	Stanford	43 69	30	A	Cal i forn i a	42 67	60	A	Bo i se St.	63 74	131	A	I daho	73 88	
11	A	Drake	63 73	48	A	Southern Cal i forn i a	42 58	66	H	Harvard	55 75	133	H	Loyol a Marymount	53 72	
								93	H	Washi ngton St.	65 52	146	A	UC I rvi ne	61 65	
												174	A	Santa Clara	53 38	
												185	H	UC Ri versi de	69 56	
												205	H	San Diego St.	77 74	
												270	A	Hawai i	49 29	
												284	H	Cal i forn i a Bapti st	73 67	
												298	H	UC Santa Barbara	73 65	
												302	A	Omaha	64 52	
												318	H	San Jose St.	76 40	
-----																
LAST 12 Di vi si on I GAMES:																
4	A	Stanford	43 69	66	H	Harvard	55 75	185	H	UC Ri versi de	69 56					
318	H	San Jose St.	76 40	270	A	Hawai i	49 29	146	A	UC I rvi ne	61 65					
48	A	Southern Cal i forn i a	42 58	298	H	UC Santa Barbara	73 65	174	A	Santa Clara	53 38					
205	H	San Diego St.	77 74													
133	H	Loyol a Marymount	53 72													
30	A	Cal i forn i a	42 67													

Non-Di v I Games:

CSUN

■ Loss, 
 ■ Non-Conf, 
 ■ S Site, 
 ■ Home 
 ■ A Away 
 N Neutral

Average RPI Win: 270

Average RPI Loss: 155

WON-LOST  
RECORDWINNING  
PCT. RANKLAST 10  
GAMESSTRENGTH OF  
SCHEDULEOPP. STRENGTH  
OF SCHEDULETEAM  
RPIADJ.  
RPICONF.  
RPIADJ CONF.  
RPI

DIV. I ONLY	3- 11	303	3-7	261	166	306	306	21	21
DIV. I NON-CONF.	2- 8	293	0- 0	269	66	306	306	21	21
<hr/>									
TOTALS	RPI 1-25	RPI 26-50	W-L RECORDS	RPI 51-100	RPI 101-150	RPI 150+			
3- 11	0- 0	0- 2	OVERALL	0- 1	0- 2	3- 6			
2- 4	0- 0	0- 1	HOME	0- 0	0- 1	2- 2			
1- 6	0- 0	0- 1	AWAY	0- 1	0- 1	1- 3			
0- 1	0- 0	0- 0	NEUTRAL	0- 0	0- 0	0- 1			
2- 8	0- 0	0- 2	NON-CONFERENCE	0- 1	0- 1	2- 4			
1- 3	0- 0	0- 1	HOME	0- 0	0- 0	1- 2			
1- 4	0- 0	0- 1	AWAY	0- 1	0- 1	1- 1			
0- 1	0- 0	0- 0	NEUTRAL	0- 0	0- 0	0- 1			
1- 3	0- 0	0- 0	CONFERENCE	0- 0	0- 1	1- 2			
1- 1	0- 0	0- 0	HOME	0- 0	0- 1	1- 0			
0- 2	0- 0	0- 0	AWAY	0- 0	0- 0	0- 2			
0- 0	0- 0	0- 0	NEUTRAL	0- 0	0- 0	0- 0			

RPI 1-25				RPI 26-50				RPI 51-100				RPI 101+ Team's RPI: 306			
RPI	S	Opponent	Score	RPI	S	Opponent	Score	RPI	S	Opponent	Score	RPI	S	Opponent	Score
				42	A	Oregon St.	54 79	56	A	UCLA	35 81	132	A	Fresno St.	58 76
				46	H	Saint Mary's (CA)	51 69					146	H	UC Irvine	59 75
												160	H	Pepperdine	63 70
												164	H	Illinois	51 74
												177	H	Eastern Wash.	59 55
												214	A	Cal St. Fullerton	64 78
												239	A	Sacramento St.	85 88
												251	N	San Francisco	62 65
												258	A	Long Beach St.	58 61
												298	H	UC Santa Barbara	75 67
												336	A	Seattle U	60 50
<hr/>															
LAST 12 Division I GAMES:															
				336	A	Seattle U	60 50	214	A	Cal St. Fullerton	64 78				
				46	H	Saint Mary's (CA)	51 69	258	A	Long Beach St.	58 61				
				177	H	Eastern Wash.	59 55	298	H	UC Santa Barbara	75 67				
				160	H	Pepperdine	63 70	146	H	UC Irvine	59 75				
				164	H	Illinois	51 74	56	A	UCLA	35 81				
				251	N	San Francisco	62 65	132	A	Fresno St.	58 76				

Non-Div I Games: Academy of Art 87 65

Cal Poly

■ Loss, 
 ■ Non-Conf, 
 ■ S Site, 
 ■ H Home 
 ■ A Away 
 N Neutral

Average RPI Win:	275	WON-LOST	WINNING	LAST 10	STRENGTH OF	OPP. STRENGTH	TEAM	ADJ.	CONF.	ADJ CONF.
Average RPI Loss:	131	RECORD	PCT. RANK	GAMES	SCHEDULE	OF SCHEDULE	RPI	RPI	RPI	RPI
DIV. I ONLY	9- 6	118	8-2	323	216	214	214	21	21	
DIV. I NON-CONF.	7- 5	132	0- 0	319	220	224	224	21	21	
-----										
TOTALS	RPI 1-25	RPI 26-50	W-L RECORDS	RPI 51-100	RPI 101-150	RPI 150+				
9- 6	0- 0	0- 0	OVERALL	0- 1	0- 3	9- 2				
5- 3	0- 0	0- 0	HOME	0- 1	0- 0	5- 2				
4- 3	0- 0	0- 0	AWAY	0- 0	0- 3	4- 0				
0- 0	0- 0	0- 0	NEUTRAL	0- 0	0- 0	0- 0				
7- 5	0- 0	0- 0	NON-CONFERENCE	0- 1	0- 2	7- 2				
3- 3	0- 0	0- 0	HOME	0- 1	0- 0	3- 2				
4- 2	0- 0	0- 0	AWAY	0- 0	0- 2	4- 0				
0- 0	0- 0	0- 0	NEUTRAL	0- 0	0- 0	0- 0				
2- 1	0- 0	0- 0	CONFERENCE	0- 0	0- 1	2- 0				
2- 0	0- 0	0- 0	HOME	0- 0	0- 0	2- 0				
0- 1	0- 0	0- 0	AWAY	0- 0	0- 1	0- 0				
0- 0	0- 0	0- 0	NEUTRAL	0- 0	0- 0	0- 0				

RPI 1-25				RPI 26-50				RPI 51-100				RPI 101+				Team's RPI: 214
RPI	S	Opponent	Score	RPI	S	Opponent	Score	RPI	S	Opponent	Score	RPI	S	Opponent	Score	
								64	H	Paci fi c	64	72				
												103	A	UC Davi s	51	75
												111	A	Washi ngton	74	83
												128	A	Portl and	74	83
												174	H	Santa Clara	60	64
												205	H	San Diego St.	72	83
												217	H	Utah Valley	56	55
												224	H	Dartmouth	67	62
												261	A	Col umbi a	61	58
												270	H	Hawai i	72	68
												271	H	CSU Bakersfi eld	64	56
												284	A	Cal i forn i a Bapti st	79	65
												304	A	Saint Peter's	69	45
												306	H	Cal Poly	78	64
												336	A	Seattle U	57	54
LAST 12 Division I GAMES:																
304	A	Saint Peter's	69	45	306	H	Cal Poly	78	64	103	A	UC Davi s	51	75		
261	A	Col umbi a	61	58	270	H	Hawai i	72	68	271	H	CSU Bakersfi eld	64	56		
271	H	CSU Bakersfi eld	64	56	217	H	Utah Valley	56	55	224	H	Dartmouth	67	62		
224	H	Dartmouth	67	62	128	A	Portl and	74	83	174	H	Santa Clara	60	64		
128	A	Portl and	74	83	205	H	San Diego St.	72	83							
174	H	Santa Clara	60	64												

Non-Div I Games: Antelope Valley 77 65

Cal St. Fullerton

Cal i f o r n i a											
Average RPI Wi n:			116	WON-LOST		WINNING	LAST 10	STRENGTH OF		OPP. STRENGTH	TEAM
Average RPI Loss:			39	RECORD		PCT. RANK	GAMES	SCHEDULE		OF SCHEDULE	RPI
DIV. I ONLY			12- 5	67		5-5	34	9		30	30
DIV. I NON-CONF.			9- 2	43		0- 0	26	48		15	15
TOTALS			RPI 1-25	RPI 26-50		W-L RECORDS	RPI 51-100	RPI 101-150		RPI 150+	
12- 5			1- 2	2- 0		OVERALL	3- 3	3- 0		3- 0	
6- 3			0- 1	1- 0		HOME	1- 2	2- 0		2- 0	
4- 2			1- 1	1- 0		AWAY	0- 1	1- 0		1- 0	
2- 0			0- 0	0- 0		NEUTRAL	2- 0	0- 0		0- 0	
9- 2			1- 1	1- 0		NON-CONFERENCE	2- 1	2- 0		3- 0	
3- 2			0- 1	0- 0		HOME	0- 1	1- 0		2- 0	
4- 0			1- 0	1- 0		AWAY	0- 0	1- 0		1- 0	
2- 0			0- 0	0- 0		NEUTRAL	2- 0	0- 0		0- 0	
3- 3			0- 1	1- 0		CONFERENCE	1- 2	1- 0		0- 0	
3- 1			0- 0	1- 0		HOME	1- 1	1- 0		0- 0	
0- 2			0- 1	0- 0		AWAY	0- 1	0- 0		0- 0	
0- 0			0- 0	0- 0		NEUTRAL	0- 0	0- 0		0- 0	

RPI 1-25				RPI 26-50				RPI 51-100				RPI 101+			
RPI	S	Opponent	Score	RPI	S	Opponent	Score	RPI	S	Opponent	Score	RPI	S	Opponent	Score
7	H	UConn	66 76	46	A	Saint Mary's (CA)	81 78	54	A	Arizona	55 60	111	H	Washington	79 70
14	A	Arizona St.	61 62	48	H	Southern Cal i f o r n i a	66 59	56	H	UCLA	79 84	113	A	Penn St.	75 58
19	A	BYU	70 52					64	N	Paci fi c	81 69	117	H	Houston	80 79
								66	H	Harvard	79 85	153	H	CSUN	67 42
								87	N	Tul ane	65 57	240	A	San Di ego	70 53
								93	H	Washi ngton St.	77 63	298	H	UC Santa Barbara	69 45
LAST 12 Di v i s i o n I GAMES:															
56	H	UCLA	79 84	111	H	Washington	79 70								
66	H	Harvard	79 85	93	H	Washington St.	77 63								
7	H	UConn	66 76	14	A	Arizona St.	61 62								
298	H	UC Santa Barbara	69 45	54	A	Arizona	55 60								
46	A	Saint Mary's (CA)	81 78	48	H	Southern Cal i f o r n i a	66 59								
153	H	CSUN	67 42	240	A	San Di ego	70 53								

Non-Di v I Games:

Cal i f o r n i a



Average RPI Win:	271	WON-LOST	WINNING	LAST 10	STRENGTH OF	OPP. STRENGTH	TEAM	ADJ.	CONF.	ADJ CONF.
Average RPI Loss:	176	RECORD	PCT. RANK	GAMES	SCHEDULE	OF SCHEDULE	RPI	RPI	RPI	RPI

DIV. I ONLY	4- 9	271	7-3	278	248	284	284	29	29
DIV. I NON-CONF.	3- 6	241	0- 0	254	223	255	255	30	30
TOTALS	RPI 1-25	RPI 26-50	W-L RECORDS	RPI 51-100	RPI 101-150	RPI 150+			
4- 9	0- 1	0- 0	OVERALL	0- 0	0- 1	4- 7			
2- 3	0- 0	0- 0	HOME	0- 0	0- 1	2- 2			
2- 5	0- 0	0- 0	AWAY	0- 0	0- 0	2- 5			
0- 1	0- 1	0- 0	NEUTRAL	0- 0	0- 0	0- 0			
3- 6	0- 1	0- 0	NON-CONFERENCE	0- 0	0- 1	3- 4			
1- 2	0- 0	0- 0	HOME	0- 0	0- 1	1- 1			
2- 3	0- 0	0- 0	AWAY	0- 0	0- 0	2- 3			
0- 1	0- 1	0- 0	NEUTRAL	0- 0	0- 0	0- 0			
1- 3	0- 0	0- 0	CONFERENCE	0- 0	0- 0	1- 3			
1- 1	0- 0	0- 0	HOME	0- 0	0- 0	1- 1			
0- 2	0- 0	0- 0	AWAY	0- 0	0- 0	0- 2			
0- 0	0- 0	0- 0	NEUTRAL	0- 0	0- 0	0- 0			

RPI S Opponent Score	RPI S Opponent Score	RPI S Opponent Score	RPI S Opponent Score
19 N BYU 69 76			120 H Idaho St. 57 72
			153 A CSUN 67 73
			178 A New Mexico St. 69 76
			185 H UC Riverside 65 57
			193 H UMKC 74 78
			205 A San Diego St. 67 83
			214 H Cal St. Fullerton 65 79
			247 A UTRGV 56 60
			255 A Northern Ariz. 88 91
			258 A Long Beach St. 85 83
			298 A UC Santa Barbara 76 64
			341 H Chicago St. 89 52
LAST 12 Division I GAMES:			
185 H UC Riverside 65 57	341 H Chicago St. 89 52		
153 A CSUN 67 73	193 H UMKC 74 78		
19 N BYU 69 76	247 A UTRGV 56 60		
205 A San Diego St. 67 83	178 A New Mexico St. 69 76		
255 A Northern Ariz. 88 91	298 A UC Santa Barbara 76 64		
214 H Cal St. Fullerton 65 79	258 A Long Beach St. 85 83		

Non-Div I Games: La Sierra 91 44 Notre Dame de Namur 80 47 Fresno Pacific 93 71 Westcliff 133 43 Cal i f o r n i a B a p t i s t

Average RPI Win: **299**  
 Average RPI Loss: **175**

WON-LOST  
RECORD

WINNING  
PCT. RANK

LAST 10  
GAMES

STRENGTH OF  
SCHEDULE

OPP. STRENGTH  
OF SCHEDULE

TEAM  
RPI

ADJ.  
RPI

CONF.  
RPI

ADJ CONF.  
RPI

DIV. I ONLY	9- 6	118	5-5	330	320	243	243	28	28
DIV. I NON-CONF.	6- 3	91	1- 0	316	285	205	205	29	29
<hr/>									
TOTALS	RPI 1-25	RPI 26-50	W-L RECORDS	RPI 51-100	RPI 101-150	RPI 150+			
9- 6	0- 0	0- 0	OVERALL	0- 2	0- 0	9- 4			
4- 4	0- 0	0- 0	HOME	0- 1	0- 0	4- 3			
4- 2	0- 0	0- 0	AWAY	0- 1	0- 0	4- 1			
1- 0	0- 0	0- 0	NEUTRAL	0- 0	0- 0	1- 0			
6- 3	0- 0	0- 0	NON-CONFERENCE	0- 2	0- 0	6- 1			
2- 2	0- 0	0- 0	HOME	0- 1	0- 0	2- 1			
3- 1	0- 0	0- 0	AWAY	0- 1	0- 0	3- 0			
1- 0	0- 0	0- 0	NEUTRAL	0- 0	0- 0	1- 0			
3- 3	0- 0	0- 0	CONFERENCE	0- 0	0- 0	3- 3			
2- 2	0- 0	0- 0	HOME	0- 0	0- 0	2- 2			
1- 1	0- 0	0- 0	AWAY	0- 0	0- 0	1- 1			
0- 0	0- 0	0- 0	NEUTRAL	0- 0	0- 0	0- 0			

RPI 1-25				RPI 26-50				RPI 51-100				RPI 101+ Team's RPI: 243			
RPI	S	Opponent	Score	RPI	S	Opponent	Score	RPI	S	Opponent	Score	RPI	S	Opponent	Score
								55	H	Old Dominion	59 <b>83</b>	194	A	UNC Asheville	52 <b>60</b>
								77	A	Boston College	56 <b>76</b>	208	H	Hampton	52 46
												223	H	Howard	64 <b>69</b>
												234	H	Gardner-Webb	38 <b>52</b>
												266	H	Winthrop	46 <b>59</b>
												273	A	Norfolk St.	57 49
												294	H	Col. of Charleston	66 65
												302	N	Omaha	65 52
												311	A	FIU	59 54
												320	H	UNC Greensboro	53 49
												325	A	Western Caro.	63 37
												327	H	Presbyterian	51 46
												334	A	Charleston So.	60 58
<hr/>															
LAST 12 Division I GAMES:															
234	H	Gardner-Webb	38 <b>52</b>	311	A	FIU	59 54								
327	H	Presbyterian	51 46	208	H	Hampton	52 46								
77	A	Boston College	56 <b>76</b>	266	H	Winthrop	46 <b>59</b>								
223	H	Howard	64 <b>69</b>	194	A	UNC Asheville	52 <b>60</b>								
320	H	UNC Greensboro	53 49	334	A	Charleston So.	60 58								
302	N	Omaha	65 52	273	A	Norfolk St.	57 49								

Non-Div I Games: William Peace 65 36 Columbia (SC) 93 46

Campbell

**Loss**, **Non-Conf**, **S Site**, **H Home** **A Away** **N Neutral**

C  
a  
n  
i  
s  
i  
u  
s

C  
a  
n  
i  
s  
i  
u  
s

Cani si us

Average RPI Win:	333	WON-LOST	WINNING	LAST 10	STRENGTH OF	OPP. STRENGTH	TEAM	ADJ.	CONF.	ADJ CONF.
Average RPI Loss:	167	RECORD	PCT. RANK	GAMES	SCHEDULE	OF SCHEDULE	RPI	RPI	RPI	RPI
DIV. I ONLY	2- 10	319	2-8	279	271	326	326	26	26	
DIV. I NON-CONF.	1- 5	311	0- 0	243	218	284	284	22	22	
-----										
TOTALS	RPI 1-25	RPI 26-50	W-L RECORDS	RPI 51-100	RPI 101-150	RPI 150+				
2- 10	0- 0	0- 2	OVERALL	0- 1	0- 2	2- 5				
1- 3	0- 0	0- 0	HOME	0- 0	0- 1	1- 2				
1- 7	0- 0	0- 2	AWAY	0- 1	0- 1	1- 3				
0- 0	0- 0	0- 0	NEUTRAL	0- 0	0- 0	0- 0				
1- 5	0- 0	0- 2	NON-CONFERENCE	0- 0	0- 2	1- 1				
0- 1	0- 0	0- 0	HOME	0- 0	0- 1	0- 0				
1- 4	0- 0	0- 2	AWAY	0- 0	0- 1	1- 1				
0- 0	0- 0	0- 0	NEUTRAL	0- 0	0- 0	0- 0				
1- 5	0- 0	0- 0	CONFERENCE	0- 1	0- 0	1- 4				
1- 2	0- 0	0- 0	HOME	0- 0	0- 0	1- 2				
0- 3	0- 0	0- 0	AWAY	0- 1	0- 0	0- 2				
0- 0	0- 0	0- 0	NEUTRAL	0- 0	0- 0	0- 0				

RPI 1-25				RPI 26-50				RPI 51-100				RPI 101+				Team's RPI: 326
RPI	S	Opponent	Score	RPI	S	Opponent	Score	RPI	S	Opponent	Score	RPI	S	Opponent	Score	
				31	A	Texas A&M	27 84	59	A	Lamar University	37 57	137	A	Oklahoma	52 65	
				43	A	Kansas St.	54 70					143	H	South Alabama	50 58	
												212	H	Nicholls St.	60 64	
												215	A	Sam Houston St.	62 66	
												232	A	Southeastern La.	53 62	
												269	H	A&M-Corpus Christi	65 73	
												315	H	Incarnate Word	74 43	
												332	A	Jackson St.	56 65	
												350	A	Alcorn	57 46	
-----																
LAST 12 Division I GAMES:																
				269	H	A&M-Corpus Christi	65 73	212	H	Nicholls St.	60 64					
				43	A	Kansas St.	54 70	315	H	Incarnate Word	74 43					
				31	A	Texas A&M	27 84	59	A	Lamar University	37 57					
				137	A	Oklahoma	52 65	215	A	Sam Houston St.	62 66					
				350	A	Alcorn	57 46	232	A	Southeastern La.	53 62					
				143	H	South Alabama	50 58	332	A	Jackson St.	56 65					

Non-Div I Games: Central Baptist 55 34 Crowley's Ridge 91 33 Williams Baptist 70 35 Hendrix 72 40 Central Ark.

Average RPI Win:	288	WON-LOST	WINNING	LAST 10	STRENGTH OF	OPP. STRENGTH	TEAM	ADJ.	CONF.	ADJ CONF.
Average RPI Loss:	174	RECORD	PCT. RANK	GAMES	SCHEDULE	OF SCHEDULE	RPI	RPI	RPI	RPI

DIV. I ONLY	4- 11	284	3-7	258	267	289	289	31	31
DIV. I NON-CONF.	3- 7	256	0- 0	151	191	222	222	31	31
-----									
TOTALS	RPI 1-25	RPI 26-50	W-L RECORDS	RPI 51-100	RPI 101-150	RPI 150+			
4- 11	0- 1	0- 1	OVERALL	0- 1	0- 2	4- 6			
2- 4	0- 0	0- 1	HOME	0- 1	0- 1	2- 1			
2- 7	0- 1	0- 0	AWAY	0- 0	0- 1	2- 5			
0- 0	0- 0	0- 0	NEUTRAL	0- 0	0- 0	0- 0			
3- 7	0- 1	0- 1	NON-CONFERENCE	0- 1	0- 2	3- 2			
1- 3	0- 0	0- 1	HOME	0- 1	0- 1	1- 0			
2- 4	0- 1	0- 0	AWAY	0- 0	0- 1	2- 2			
0- 0	0- 0	0- 0	NEUTRAL	0- 0	0- 0	0- 0			
1- 4	0- 0	0- 0	CONFERENCE	0- 0	0- 0	1- 4			
1- 1	0- 0	0- 0	HOME	0- 0	0- 0	1- 1			
0- 3	0- 0	0- 0	AWAY	0- 0	0- 0	0- 3			
0- 0	0- 0	0- 0	NEUTRAL	0- 0	0- 0	0- 0			

RPI 1-25				RPI 26-50				RPI 51-100				RPI 101+ Team's RPI: 289			
RPI	S	Opponent	Score	RPI	S	Opponent	Score	RPI	S	Opponent	Score	RPI	S	Opponent	Score
16	A	Rutgers	44 73	35	H	Buffalo	69 82	96	H	Hartford	52 54	112	A	Yale	46 58
												142	H	Lehigh	62 88
												181	A	Massachusetts	59 74
												207	A	Brown	63 68
												211	A	Sacred Heart	61 66
												233	H	Saint Francis (PA)	73 62
												250	A	Mt. St. Mary's	53 84
												282	A	Albany (NY)	60 53
												309	H	New Hampshire	56 47
												316	H	Wagner	63 75
												329	A	Morgan St.	60 36
												345	A	Fairleigh Dickinson	67 74
LAST 12 Division I GAMES:															
				96	H	Hartford	52 54	233	H	Saint Francis (PA)	73 62				
				112	A	Yale	46 58	250	A	Mt. St. Mary's	53 84				
				309	H	New Hampshire	56 47	345	A	Fairleigh Dickinson	67 74				
				282	A	Albany (NY)	60 53	316	H	Wagner	63 75				
				35	H	Buffalo	69 82	211	A	Sacred Heart	61 66				
				329	A	Morgan St.	60 36	181	A	Massachusetts	59 74				

Non-Div I Games:

Central Conn. St.

Average RPI Win:	127	WON-LOST	WINNING	LAST 10	STRENGTH OF	OPP. STRENGTH	TEAM	ADJ.	CONF.	ADJ CONF.
Average RPI Loss:	54	RECORD	PCT. RANK	GAMES	SCHEDULE	OF SCHEDULE	RPI	RPI	RPI	RPI
DIV. I ONLY	13- 4	43	7-3	27	40	18	18	8	8	
DIV. I NON-CONF.	9- 3	61	0- 0	88	6	35	35	8	8	
-----										
TOTALS	RPI 1-25	RPI 26-50	W-L RECORDS	RPI 51-100	RPI 101-150	RPI 150+				
13- 4	1- 2	2- 0	OVERALL	4- 2	2- 0	4- 0				
4- 3	1- 2	0- 0	HOME	0- 1	1- 0	2- 0				
8- 0	0- 0	2- 0	AWAY	4- 0	0- 0	2- 0				
1- 1	0- 0	0- 0	NEUTRAL	0- 1	1- 0	0- 0				
9- 3	1- 2	1- 0	NON-CONFERENCE	2- 1	2- 0	3- 0				
3- 2	1- 2	0- 0	HOME	0- 0	1- 0	1- 0				
5- 0	0- 0	1- 0	AWAY	2- 0	0- 0	2- 0				
1- 1	0- 0	0- 0	NEUTRAL	0- 1	1- 0	0- 0				
4- 1	0- 0	1- 0	CONFERENCE	2- 1	0- 0	1- 0				
1- 1	0- 0	0- 0	HOME	0- 1	0- 0	1- 0				
3- 0	0- 0	1- 0	AWAY	2- 0	0- 0	0- 0				
0- 0	0- 0	0- 0	NEUTRAL	0- 0	0- 0	0- 0				

RPI 1-25				RPI 26-50				RPI 51-100				RPI 101+			
RPI	S	Opponent	Score	RPI	S	Opponent	Score	RPI	S	Opponent	Score	RPI	S	Opponent	Score
5	H	Louisville	68 72	36	A	Miami (FL)	90 80	68	A	Quinnipiac	67 52	110	H	Western Ky.	108 90
17	H	UCF	75 68	38	A	Ohio	88 70	76	A	Kent St.	82 75	130	N	Chattanooga	73 50
25	H	South Dakota St.	71 80					87	N	Tulane	57 68	172	A	Vanderbilt	66 57
								94	A	Northern Ill.	89 66	180	H	Akron	94 71
								97	H	Miami (OH)	67 70	297	H	Oakland	104 61
								98	A	Virginia	74 61	331	A	Iona	82 39
-----															
LAST 12 Division I GAMES:															
				36	A	Miami (FL)	90 80	76	A	Kent St.	82 75				
				87	N	Tulane	57 68	97	H	Miami (OH)	67 70				
				5	H	Louisville	68 72	94	A	Northern Ill.	89 66				
				172	A	Vanderbilt	66 57	38	A	Ohio	88 70				
				68	A	Quinnipiac	67 52	180	H	Akron	94 71				
				331	A	Iona	82 39	130	N	Chattanooga	73 50				

Non-Div I Games:

Central Mich.

Average RPI Win:	342	WON-LOST	WINNING	LAST 10	STRENGTH OF	OPP. STRENGTH	TEAM	ADJ.	CONF.	ADJ CONF.
Average RPI Loss:	211	RECORD	PCT. RANK	GAMES	SCHEDULE	OF SCHEDULE	RPI	RPI	RPI	RPI

DIV. I ONLY	2- 12	328	4-6	299	337	334	334	28	28
DIV. I NON-CONF.	0- 8	336	0- 0	273	310	347	347	29	29
-----									
TOTALS	RPI 1-25	RPI 26-50	W-L RECORDS	RPI 51-100	RPI 101-150	RPI 150+			
2- 12	0- 0	0- 0	OVERALL	0- 0	0- 4	2- 8			
0- 6	0- 0	0- 0	HOME	0- 0	0- 3	0- 3			
2- 6	0- 0	0- 0	AWAY	0- 0	0- 1	2- 5			
0- 0	0- 0	0- 0	NEUTRAL	0- 0	0- 0	0- 0			
0- 8	0- 0	0- 0	NON-CONFERENCE	0- 0	0- 3	0- 5			
0- 3	0- 0	0- 0	HOME	0- 0	0- 2	0- 1			
0- 5	0- 0	0- 0	AWAY	0- 0	0- 1	0- 4			
0- 0	0- 0	0- 0	NEUTRAL	0- 0	0- 0	0- 0			
2- 4	0- 0	0- 0	CONFERENCE	0- 0	0- 1	2- 3			
0- 3	0- 0	0- 0	HOME	0- 0	0- 1	0- 2			
2- 1	0- 0	0- 0	AWAY	0- 0	0- 0	2- 1			
0- 0	0- 0	0- 0	NEUTRAL	0- 0	0- 0	0- 0			

RPI 1-25	RPI 26-50	RPI 51-100	RPI 101+	Team's RPI: 334
RPI S Opponent Score	RPI S Opponent Score	RPI S Opponent Score	RPI S Opponent Score	
			108 H Tennessee Tech	55 77
			118 A Georgia	75 83
			138 H Radford	41 67
			148 H Davidson	34 72
			203 H Jacksonville	58 68
			208 H Hampton	66 74
			213 A Florida	60 70
			243 H Campbell	58 60
			266 A Winthrop	52 57
			291 A North Florida	76 82
			294 A Col. of Charleston	52 79
			300 A South Carolina St.	58 67
			339 A USC Upstate	78 75
			344 A Longwood	81 74
LAST 12 Division I GAMES:				
208 H Hampton	66 74	339 A USC Upstate	78 75	
213 A Florida	60 70	138 H Radford	41 67	
294 A Col. of Charleston	52 79	344 A Longwood	81 74	
118 A Georgia	75 83	243 H Campbell	58 60	
291 A North Florida	76 82	266 A Winthrop	52 57	
203 H Jacksonville	58 68	108 H Tennessee Tech	55 77	

Non-Div I Games: Converse 101 50 Col umbi a (SC) 89 57 Erski ne 74 50

Charleston So.

Average RPI Win:	218	WON-LOST	WINNING	LAST 10	STRENGTH OF	OPP. STRENGTH	TEAM	ADJ.	CONF.	ADJ CONF.
Average RPI Loss:	154	RECORD	PCT. RANK	GAMES	SCHEDULE	OF SCHEDULE	RPI	RPI	RPI	RPI
DIV. I ONLY	10- 8	143	5-5	207	190	167	167	16	16	
DIV. I NON-CONF.	8- 4	91	1- 0	113	237	90	90	19	19	
-----										
TOTALS	RPI 1-25	RPI 26-50	W-L RECORDS	RPI 51-100	RPI 101-150	RPI 150+				
10- 8	0- 0	0- 0	OVERALL	1- 1	2- 4	7- 3				
8- 1	0- 0	0- 0	HOME	1- 0	1- 1	6- 0				
1- 7	0- 0	0- 0	AWAY	0- 1	1- 3	0- 3				
1- 0	0- 0	0- 0	NEUTRAL	0- 0	0- 0	1- 0				
8- 4	0- 0	0- 0	NON-CONFERENCE	1- 1	2- 2	5- 1				
6- 1	0- 0	0- 0	HOME	1- 0	1- 1	4- 0				
1- 3	0- 0	0- 0	AWAY	0- 1	1- 1	0- 1				
1- 0	0- 0	0- 0	NEUTRAL	0- 0	0- 0	1- 0				
2- 4	0- 0	0- 0	CONFERENCE	0- 0	0- 2	2- 2				
2- 0	0- 0	0- 0	HOME	0- 0	0- 0	2- 0				
0- 4	0- 0	0- 0	AWAY	0- 0	0- 2	0- 2				
0- 0	0- 0	0- 0	NEUTRAL	0- 0	0- 0	0- 0				

RPI 1-25				RPI 26-50				RPI 51-100				RPI 101+				Team's RPI: 167
RPI	S	Opponent	Score	RPI	S	Opponent	Score	RPI	S	Opponent	Score	RPI	S	Opponent	Score	
								82	H	Wright St.	88 85	110	A	Western Ky.	58	76
								98	A	Virginia	61 65	119	H	Wake Forest	43	69
												136	A	Louisiana Tech	51	88
												139	A	Fordham	64	71
												142	A	Lehigh	62	60
												148	H	Davidson	78	66
												179	A	Mercer	40	57
												194	H	UNC Asheville	70	53
												210	A	Southern Miss.	54	65
												221	H	East Carolina	52	46
												237	A	Marshall	62	63
												252	H	Bethune-Cookman	73	69
												264	N	Liberty	63	61
												272	H	Wofford	85	63
												290	H	Fla. Atlantic	68	47
												311	H	FIU	69	54
-----																
LAST 12 Division I GAMES:																
237	A	Marshall	62	63	142	A	Lehigh	62	60							
110	A	Western Ky.	58	76	136	A	Louisiana Tech	51	88							
98	A	Virginia	61	65	210	A	Southern Miss.	54	65							
252	H	Bethune-Cookman	73	69	290	H	Fla. Atlantic	68	47							
148	H	Davidson	78	66	311	H	FIU	69	54							
82	H	Wright St.	88	85	179	A	Mercer	40	57							

Non-Div I Games:

Charlotte



Average RPI Win:	214	WON-LOST	WINNING	LAST 10	STRENGTH OF	OPP. STRENGTH	TEAM	ADJ.	CONF.	ADJ CONF.
Average RPI Loss:	53	RECORD	PCT. RANK	GAMES	SCHEDULE	OF SCHEDULE	RPI	RPI	RPI	RPI
DIV. I ONLY	7- 10	220	4-6	16	137	130	130	24	24	
DIV. I NON-CONF.	4- 10	264	1- 0	7	81	103	103	25	25	
-----										
TOTALS	RPI 1-25	RPI 26-50	W-L RECORDS	RPI 51-100	RPI 101-150	RPI 150+				
7- 10	0- 5	0- 0	OVERALL	1- 3	0- 2	6- 0				
4- 5	0- 3	0- 0	HOME	0- 1	0- 1	4- 0				
1- 3	0- 1	0- 0	AWAY	0- 1	0- 1	1- 0				
2- 2	0- 1	0- 0	NEUTRAL	1- 1	0- 0	1- 0				
4- 10	0- 5	0- 0	NON-CONFERENCE	1- 3	0- 2	3- 0				
1- 5	0- 3	0- 0	HOME	0- 1	0- 1	1- 0				
1- 3	0- 1	0- 0	AWAY	0- 1	0- 1	1- 0				
2- 2	0- 1	0- 0	NEUTRAL	1- 1	0- 0	1- 0				
3- 0	0- 0	0- 0	CONFERENCE	0- 0	0- 0	3- 0				
3- 0	0- 0	0- 0	HOME	0- 0	0- 0	3- 0				
0- 0	0- 0	0- 0	AWAY	0- 0	0- 0	0- 0				
0- 0	0- 0	0- 0	NEUTRAL	0- 0	0- 0	0- 0				

RPI 1-25				RPI 26-50				RPI 51-100				RPI 101+				Team's RPI: 130
RPI	S	Opponent	Score	RPI	S	Opponent	Score	RPI	S	Opponent	Score	RPI	S	Opponent	Score	
5	H	Louisville	49 75					69	N	Middle Tenn.	47 58	107	A	Northern Colo.	65 68	
8	H	NC State	58 78					70	N	Maine	66 61	140	H	UT Martin	79 81	
17	A	UCF	37 75					72	A	Virginia Tech	59 74	206	N	Saint Louis	71 61	
18	N	Central Mich.	50 73					73	H	Belmont	51 67	208	A	Hampton	58 50	
25	H	South Dakota St.	54 71									236	H	ETSU	76 67	
												245	H	Furman	73 53	
												264	H	Liberty	75 60	
												272	H	Wofford	89 82	
-----																
LAST 12 Division I GAMES:																
8	H	NC State	58 78	70	N	Maine	66 61	245	H	Furman	73 53	272	H	Wofford	89 82	
73	H	Belmont	51 67	236	H	ETSU	76 67	69	N	Middle Tenn.	47 58	18	N	Central Mich.	50 73	
107	A	Northern Colo.	65 68													
25	H	South Dakota St.	54 71													
17	A	UCF	37 75													
140	H	UT Martin	79 81													

Non-Div I Games: Lee

61 55

Chattanooga

Average RPI Win:	337	WON-LOST	WINNING	LAST 10	STRENGTH OF	OPP. STRENGTH	TEAM	ADJ.	CONF.	ADJ CONF.
Average RPI Loss:	206	RECORD	PCT. RANK	GAMES	SCHEDULE	OF SCHEDULE	RPI	RPI	RPI	RPI
DIV. I ONLY	1- 16	345	1-9	221	342	341	341	29	29	
DIV. I NON-CONF.	0- 13	336	0- 0	141	341	336	336	30	30	
-----										
TOTALS	RPI 1-25	RPI 26-50	W-L RECORDS	RPI 51-100	RPI 101-150	RPI 150+				
1- 16	0- 0	0- 0	OVERALL	0- 2	0- 0	1- 14				
1- 7	0- 0	0- 0	HOME	0- 0	0- 0	1- 7				
0- 8	0- 0	0- 0	AWAY	0- 2	0- 0	0- 6				
0- 1	0- 0	0- 0	NEUTRAL	0- 0	0- 0	0- 1				
0- 13	0- 0	0- 0	NON-CONFERENCE	0- 2	0- 0	0- 11				
0- 5	0- 0	0- 0	HOME	0- 0	0- 0	0- 5				
0- 7	0- 0	0- 0	AWAY	0- 2	0- 0	0- 5				
0- 1	0- 0	0- 0	NEUTRAL	0- 0	0- 0	0- 1				
1- 3	0- 0	0- 0	CONFERENCE	0- 0	0- 0	1- 3				
1- 2	0- 0	0- 0	HOME	0- 0	0- 0	1- 2				
0- 1	0- 0	0- 0	AWAY	0- 0	0- 0	0- 1				
0- 0	0- 0	0- 0	NEUTRAL	0- 0	0- 0	0- 0				

RPI 1-25				RPI 26-50				RPI 51-100				RPI 101+				Team's RPI: 341
RPI	S	Opponent	Score	RPI	S	Opponent	Score	RPI	S	Opponent	Score	RPI	S	Opponent	Score	
								80	A	Northwestern	35 97	152	H	UAB	45 90	
								94	A	Northern Ill.	52 114	161	A	Wisconsin	38 85	
												165	A	Morehead St.	68 104	
												171	A	Bradley	59 89	
												175	A	Xavier	57 91	
												193	H	UMKC	58 111	
												199	H	SIUE	66 82	
												207	H	Brown	65 90	
												220	A	Loyola Chicago	40 76	
												271	H	CSU Bakersfield	56 67	
												278	N	St. Francis Brooklyn	73 110	
												284	A	California Baptist	52 89	
												307	H	Valparaiso	70 76	
												337	H	Grand Canyon	50 48	
												343	H	Evansville	58 67	
-----																
LAST 12 Division I GAMES:																
				171	A	Bradley	59 89	271	H	CSU Bakersfield	56 67					
				94	A	Northern Ill.	52 114	337	H	Grand Canyon	50 48					
				80	A	Northwestern	35 97	284	A	California Baptist	52 89					
				161	A	Wisconsin	38 85	193	H	UMKC	58 111					
				199	H	SIUE	66 82	207	H	Brown	65 90					
				307	H	Valparaiso	70 76	220	A	Loyola Chicago	40 76					

Non-Div I Games:

Chicago St.

Average RPI Win:	210	WON-LOST	WINNING	LAST 10	STRENGTH OF	OPP. STRENGTH	TEAM	ADJ.	CONF.	ADJ CONF.
Average RPI Loss:	79	RECORD	PCT. RANK	GAMES	SCHEDULE	OF SCHEDULE	RPI	RPI	RPI	RPI
DIV. I ONLY	11- 7	112	6-4	134	125	114	114	9	9	
DIV. I NON-CONF.	8- 5	120	0- 0	189	183	151	151	9	9	
-----										
TOTALS	RPI 1-25	RPI 26-50	W-L RECORDS	RPI 51-100	RPI 101-150	RPI 150+				
11- 7	0- 2	0- 0	OVERALL	0- 4	3- 0	8- 1				
9- 1	0- 0	0- 0	HOME	0- 1	2- 0	7- 0				
2- 6	0- 2	0- 0	AWAY	0- 3	1- 0	1- 1				
0- 0	0- 0	0- 0	NEUTRAL	0- 0	0- 0	0- 0				
8- 5	0- 0	0- 0	NON-CONFERENCE	0- 4	2- 0	6- 1				
7- 1	0- 0	0- 0	HOME	0- 1	2- 0	5- 0				
1- 4	0- 0	0- 0	AWAY	0- 3	0- 0	1- 1				
0- 0	0- 0	0- 0	NEUTRAL	0- 0	0- 0	0- 0				
3- 2	0- 2	0- 0	CONFERENCE	0- 0	1- 0	2- 0				
2- 0	0- 0	0- 0	HOME	0- 0	0- 0	2- 0				
1- 2	0- 2	0- 0	AWAY	0- 0	1- 0	0- 0				
0- 0	0- 0	0- 0	NEUTRAL	0- 0	0- 0	0- 0				

RPI 1-25				RPI 26-50				RPI 51-100				RPI 101+				Team's RPI: 114
RPI	S	Opponent	Score	RPI	S	Opponent	Score	RPI	S	Opponent	Score	RPI	S	Opponent	Score	
7	A	UConn	38 82					55	H	Old Dominion	72 76	112	H	Yale	66 52	
17	A	UCF	55 56					88	A	Pittsburgh	48 65	127	H	VCU	66 54	
								97	A	Miami (OH)	65 78	135	A	Tulsa	70 50	
								99	A	Ohio St.	56 69	175	H	Xavier	79 61	
												188	A	Ball St.	63 75	
												206	A	Saint Louis	51 50	
												222	H	SMU	69 57	
												223	H	Howard	85 51	
												231	H	Temple	72 52	
												236	H	ETSU	77 64	
												312	H	Austin Peay	69 48	
												330	H	Lipscomb	71 55	
LAST 12 Division I GAMES:																
223	H	Howard	85 51	135	A	Tulsa	70 50									
175	H	Xavier	79 61	231	H	Temple	72 52									
127	H	VCU	66 54	17	A	UCF	55 56									
97	A	Miami (OH)	65 78	7	A	UConn	38 82									
99	A	Ohio St.	56 69	222	H	SMU	69 57									
188	A	Ball St.	63 75	330	H	Lipscomb	71 55									

Non-Div I Games:

Cincinnati

C  
l  
e  
m  
s  
o  
n

Clemson				Through Games Of Jan. 20, 2019							
Average RPI	Win:	138	WON-LOST	WINNING	LAST 10	STRENGTH OF	OPP. STRENGTH	TEAM	ADJ.	CONF.	ADJ CONF.
Average RPI	Loss:	67	RECORD	PCT. RANK	GAMES	SCHEDULE	OF SCHEDULE	RPI	RPI	RPI	RPI
DIV. I ONLY			14- 5	52	8-2	50	34	37	37	1	1
DIV. I NON-CONF.			9- 4	85	1- 0	130	85	98	98	1	1
-----											
TOTALS		RPI 1-25	RPI 26-50		W-L RECORDS		RPI 51-100	RPI 101-150		RPI 150+	
14- 5		1- 2	2- 1		OVERALL		3- 0	2- 2		6- 0	
10- 2		0- 1	1- 0		HOME		2- 0	1- 1		6- 0	
3- 2		1- 1	1- 0		AWAY		1- 0	0- 1		0- 0	
1- 1		0- 0	0- 1		NEUTRAL		0- 0	1- 0		0- 0	
9- 4		0- 1	0- 1		NON-CONFERENCE		1- 0	2- 2		6- 0	
8- 1		0- 0	0- 0		HOME		1- 0	1- 1		6- 0	
0- 2		0- 1	0- 0		AWAY		0- 0	0- 1		0- 0	
1- 1		0- 0	0- 1		NEUTRAL		0- 0	1- 0		0- 0	
5- 1		1- 1	2- 0		CONFERENCE		2- 0	0- 0		0- 0	
2- 1		0- 1	1- 0		HOME		1- 0	0- 0		0- 0	
3- 0		1- 0	1- 0		AWAY		1- 0	0- 0		0- 0	
0- 0		0- 0	0- 0		NEUTRAL		0- 0	0- 0		0- 0	

RPI 1-25				RPI 26-50				Team's RPI: 37				RPI 51-100				RPI 101+			
RPI	S	Opponent	Score	RPI	S	Opponent	Score	RPI	S	Opponent	Score	RPI	S	Opponent	Score	RPI	S	Opponent	Score
6	H	Syracuse	75 84	33	H	Georgia Tech	71 61	73	H	Belmont	65 62	109	H	Appalachian St.	87 48				
21	A	South Carolina	57 69	36	A	Miami (FL)	76 67	88	A	Pittsburgh	65 59	121	A	Alabama	56 76				
22	A	Florida St.	57 45	39	N	Tennessee	66 78	98	H	Virginia	71 65	137	N	Oklahoma	74 62				
																148	H	Davidson	80 90
																156	H	High Point	83 64
																164	H	Illinois	69 67
																173	H	Rhode Island	80 67
																237	H	Marshall	68 54
																272	H	Wofford	85 77
																330	H	Lipscomb	68 26
LAST 12 Division I GAMES:																			
				98	H	Virginia	71 65					137	N	Oklahoma	74 62				
				6	H	Syracuse	75 84					88	A	Pittsburgh	65 59				
				109	H	Appalachian St.	87 48					33	H	Georgia Tech	71 61				
				237	H	Marshall	68 54					22	A	Florida St.	57 45				
				148	H	Davidson	80 90					36	A	Miami (FL)	76 67				
				173	H	Rhode Island	80 67					156	H	High Point	83 64				

C  
l  
e  
m  
s  
o  
n

Non-Div I Games:

Clemson

Average RPI Win:	284	WON-LOST	WINNING	LAST 10	STRENGTH OF	OPP. STRENGTH	TEAM	ADJ.	CONF.	ADJ CONF.
Average RPI Loss:	142	RECORD	PCT. RANK	GAMES	SCHEDULE	OF SCHEDULE	RPI	RPI	RPI	RPI
DIV. I ONLY	5- 12	272	4-6	201	255	268	268	20	20	
DIV. I NON-CONF.	1- 8	322	0- 0	56	305	272	272	18	18	
-----										
TOTALS	RPI 1-25	RPI 26-50	W-L RECORDS	RPI 51-100	RPI 101-150	RPI 150+				
5- 12	0- 0	0- 2	OVERALL	0- 3	0- 0	5- 7				
3- 4	0- 0	0- 0	HOME	0- 2	0- 0	3- 2				
2- 7	0- 0	0- 2	AWAY	0- 0	0- 0	2- 5				
0- 1	0- 0	0- 0	NEUTRAL	0- 1	0- 0	0- 0				
1- 8	0- 0	0- 1	NON-CONFERENCE	0- 2	0- 0	1- 5				
1- 2	0- 0	0- 0	HOME	0- 1	0- 0	1- 1				
0- 5	0- 0	0- 1	AWAY	0- 0	0- 0	0- 4				
0- 1	0- 0	0- 0	NEUTRAL	0- 1	0- 0	0- 0				
4- 4	0- 0	0- 1	CONFERENCE	0- 1	0- 0	4- 2				
2- 2	0- 0	0- 0	HOME	0- 1	0- 0	2- 1				
2- 2	0- 0	0- 1	AWAY	0- 0	0- 0	2- 1				
0- 0	0- 0	0- 0	NEUTRAL	0- 0	0- 0	0- 0				

RPI 1-25				RPI 26-50				RPI 51-100				RPI 101+ Team's RPI: 268			
RPI	S	Opponent	Score	RPI	S	Opponent	Score	RPI	S	Opponent	Score	RPI	S	Opponent	Score
				38	A	Ohio	54 72	82	H	Wright St.	65 70	151	H	IUPUI	50 75
				50	A	Green Bay	53 62	87	N	Tulane	72 81	171	H	Bradley	65 67
								95	H	Toledo	60 65	182	H	Illinois St.	67 63
												184	A	Eastern Mich.	63 69
												186	A	Milwaukee	53 59
												188	A	Ball St.	62 67
												237	A	Marshall	64 86
												240	A	San Diego	82 83
												280	H	Northern Ky.	76 47
												297	A	Oakland	64 62
												328	A	Detroit Mercy	67 49
												335	H	UIC	71 53
LAST 12 Division I GAMES:															
151	H	IUPUI	50 75	82	H	Wright St.	65 70	280	H	Northern Ky.	76 47				
328	A	Detroit Mercy	67 49	186	A	Milwaukee	53 59	50	A	Green Bay	53 62				
297	A	Oakland	64 62	335	H	UIC	71 53	38	A	Ohio	54 72				
171	H	Bradley	65 67												
237	A	Marshall	64 86												
95	H	Toledo	60 65												

Non-Div I Games: Lake Erie 79 49 Salem (WV) 113 81

Cleveland St.

Average RPI Win:	296	WON-LOST	WINNING	LAST 10	STRENGTH OF	OPP. STRENGTH	TEAM	ADJ.	CONF.	ADJ CONF.
Average RPI Loss:	116	RECORD	PCT. RANK	GAMES	SCHEDULE	OF SCHEDULE	RPI	RPI	RPI	RPI
DIV. I ONLY	6- 8	214	3-7	159	317	202	202	14	14	
DIV. I NON-CONF.	6- 3	91	0- 0	282	336	190	190	15	15	
-----										
TOTALS	RPI 1-25	RPI 26-50	W-L RECORDS	RPI 51-100	RPI 101-150	RPI 150+				
6- 8	0- 0	0- 1	OVERALL	0- 1	0- 5	6- 1				
4- 2	0- 0	0- 0	HOME	0- 1	0- 1	4- 0				
2- 4	0- 0	0- 0	AWAY	0- 0	0- 3	2- 1				
0- 2	0- 0	0- 1	NEUTRAL	0- 0	0- 1	0- 0				
6- 3	0- 0	0- 1	NON-CONFERENCE	0- 0	0- 1	6- 1				
4- 0	0- 0	0- 0	HOME	0- 0	0- 0	4- 0				
2- 1	0- 0	0- 0	AWAY	0- 0	0- 0	2- 1				
0- 2	0- 0	0- 1	NEUTRAL	0- 0	0- 1	0- 0				
0- 5	0- 0	0- 0	CONFERENCE	0- 1	0- 4	0- 0				
0- 2	0- 0	0- 0	HOME	0- 1	0- 1	0- 0				
0- 3	0- 0	0- 0	AWAY	0- 0	0- 3	0- 0				
0- 0	0- 0	0- 0	NEUTRAL	0- 0	0- 0	0- 0				

RPI 1-25				RPI 26-50				RPI 51-100				RPI 101+				Team's RPI: 202
RPI	S	Opponent	Score	RPI	S	Opponent	Score	RPI	S	Opponent	Score	RPI	S	Opponent	Score	
				47	N	Auburn	78 84	85	H	Troy	81 82	101	N	Rice	52 56	
												109	A	Appalachian St.	53 67	
												124	A	UT Arlington	53 79	
												134	A	Texas St.	58 73	
												143	H	South Alabama	78 88	
												185	A	UC Riverside	43 62	
												228	H	Bowling Green	81 80	
												254	H	Memphis	90 71	
												300	H	South Carolina St.	57 44	
												320	A	UNC Greensboro	78 71	
												325	H	Western Caro.	77 59	
												348	A	N.C. Central	89 66	
LAST 12 Division I GAMES:																
320	A	UNC Greensboro	78 71	109	A	Appalachian St.	53 67									
101	N	Rice	52 56	124	A	UT Arlington	53 79									
47	N	Auburn	78 84	134	A	Texas St.	58 73									
348	A	N.C. Central	89 66	143	H	South Alabama	78 88									
254	H	Memphis	90 71	85	H	Troy	81 82									
228	H	Bowling Green	81 80	185	A	UC Riverside	43 62									

Non-Div I Games: N.C. Wesleyan 126 65 Meredith 128 39

Coastal Caro.

Average RPI Win:	280	WON-LOST	WINNING	LAST 10	STRENGTH OF	OPP. STRENGTH	TEAM	ADJ.	CONF.	ADJ CONF.
Average RPI Loss:	194	RECORD	PCT. RANK	GAMES	SCHEDULE	OF SCHEDULE	RPI	RPI	RPI	RPI
DIV. I ONLY	4- 11	284	3-7	232	345	294	294	10	10	
DIV. I NON-CONF.	3- 7	256	0- 0	314	351	334	334	13	13	
-----										
TOTALS	RPI 1-25	RPI 26-50	W-L RECORDS	RPI 51-100	RPI 101-150	RPI 150+				
4- 11	0- 0	0- 0	OVERALL	0- 1	0- 3	4- 7				
2- 5	0- 0	0- 0	HOME	0- 1	0- 1	2- 3				
2- 6	0- 0	0- 0	AWAY	0- 0	0- 2	2- 4				
0- 0	0- 0	0- 0	NEUTRAL	0- 0	0- 0	0- 0				
3- 7	0- 0	0- 0	NON-CONFERENCE	0- 0	0- 1	3- 6				
2- 3	0- 0	0- 0	HOME	0- 0	0- 0	2- 3				
1- 4	0- 0	0- 0	AWAY	0- 0	0- 1	1- 3				
0- 0	0- 0	0- 0	NEUTRAL	0- 0	0- 0	0- 0				
1- 4	0- 0	0- 0	CONFERENCE	0- 1	0- 2	1- 1				
0- 2	0- 0	0- 0	HOME	0- 1	0- 1	0- 0				
1- 2	0- 0	0- 0	AWAY	0- 0	0- 1	1- 1				
0- 0	0- 0	0- 0	NEUTRAL	0- 0	0- 0	0- 0				

RPI 1-25				RPI 26-50				RPI 51-100				RPI 101+ Team's RPI: 294			
RPI	S	Opponent	Score	RPI	S	Opponent	Score	RPI	S	Opponent	Score	RPI	S	Opponent	Score
								58	H	James Madison	50 91	104	H	Towson	61 77
												109	A	Appalachian St.	66 80
												115	A	UNCW	49 71
												155	A	William & Mary	66 54
												190	A	Elon	68 76
												200	A	George Mason	52 66
												243	A	Campbell	65 66
												245	H	Furman	67 70
												266	H	Winthrop	64 71
												272	A	Wofford	58 78
												300	H	South Carolina St.	75 51
												327	H	Presbyterian	65 71
												330	A	Lipscomb	65 63
												334	H	Charleston So.	79 52
-----															
LAST 12 Division I GAMES:															
200	A	George Mason	52 66	58	H	James Madison	50 91	104	H	Towson	61 77				
327	H	Presbyterian	65 71												
334	H	Charleston So.	79 52	155	A	William & Mary	66 54	190	A	Elon	68 76				
330	A	Lipscomb	65 63	115	A	UNCW	49 71								
109	A	Appalachian St.	66 80	245	H	Furman	67 70								
266	H	Winthrop	64 71												

Non-Div I Games: North Greenville 95 62

Col. of Charleston

C  
o  
l  
g  
a  
t  
e

Colgate				Through Games Of Jan. 20, 2019							
Average RPI	Win:	274	WON-LOST	WINNING	LAST 10	STRENGTH OF	OPP. STRENGTH	TEAM	ADJ.	CONF.	ADJ CONF.
Average RPI	Loss:	177	RECORD	PCT. RANK	GAMES	SCHEDULE	OF SCHEDULE	RPI	RPI	RPI	RPI
DIV. I ONLY		7- 9		204	5-5	251	331	230	230	19	19
DIV. I NON-CONF.		4- 6		212	0- 0	311	340	292	292	24	24
-----											
TOTALS	RPI 1-25		RPI 26-50		W-L RECORDS	RPI 51-100		RPI 101-150		RPI 150+	
7- 9	0- 0		0- 0		OVERALL	0- 2		0- 2		7- 5	
4- 3	0- 0		0- 0		HOME	0- 1		0- 0		4- 2	
3- 6	0- 0		0- 0		AWAY	0- 1		0- 2		3- 3	
0- 0	0- 0		0- 0		NEUTRAL	0- 0		0- 0		0- 0	
4- 6	0- 0		0- 0		NON-CONFERENCE	0- 1		0- 1		4- 4	
3- 1	0- 0		0- 0		HOME	0- 0		0- 0		3- 1	
1- 5	0- 0		0- 0		AWAY	0- 1		0- 1		1- 3	
0- 0	0- 0		0- 0		NEUTRAL	0- 0		0- 0		0- 0	
3- 3	0- 0		0- 0		CONFERENCE	0- 1		0- 1		3- 1	
1- 2	0- 0		0- 0		HOME	0- 1		0- 0		1- 1	
2- 1	0- 0		0- 0		AWAY	0- 0		0- 1		2- 0	
0- 0	0- 0		0- 0		NEUTRAL	0- 0		0- 0		0- 0	

RPI 1-25				RPI 26-50				RPI 51-100				RPI 101+ Team's RPI: 230					
RPI	S	Opponent	Score	RPI	S	Opponent	Score	RPI	S	Opponent	Score	RPI	S	Opponent	Score		
								52	H	Bucknell I	62	90	112	A	Yal e	61	80
								86	A	Dayton	58	67	129	A	American	57	76
													163	A	Boston U.	81	72
													198	H	Navy	49	62
													200	A	George Mason	61	64
													227	A	Hol y Cross	70	67
													242	A	Niagara	69	74
													261	H	Col umbi a	84	71
													262	A	Si ena	53	55
													292	A	UMass Lowell I	61	52
													295	H	Can i si us	67	53
													314	H	NJIT	53	71
													333	H	Lafayette	60	49
													345	H	Fai r lei gh Di cki nson	71	52
-----																	
LAST 12 Di vi si on I GAMES:																	
227	A	Hol y Cross	70	67	52	H	Bucknell I	62	90	163	A	Boston U.	81	72			
242	A	Niagara	69	74	198	H	Navy	49	62	333	H	Lafayette	60	49			
314	H	NJIT	53	71	129	A	American	57	76	261	H	Col umbi a	84	71			
292	A	UMass Lowell I	61	52													
345	H	Fai r lei gh Di cki nson	71	52													
262	A	Si ena	53	55													

Non-Div I Games:

Colgate

C  
o  
l  
g  
a  
t  
e



Col orado				Through Games Of Jan. 20, 2019							
Average RPI	Win:	184	WON-LOST	WINNING	LAST 10	STRENGTH OF	OPP. STRENGTH	TEAM	ADJ.	CONF.	ADJ CONF.
Average RPI	Loss:	55	RECORD	PCT. RANK	GAMES	SCHEDULE	OF SCHEDULE	RPI	RPI	RPI	RPI
DIV. I ONLY		10- 7	124	4-6		100	57	125	125	2	2
DIV. I NON-CONF.		10- 1	19	0- 0		225	106	43	43	2	2
-----											
TOTALS	RPI 1-25		RPI 26-50		W-L RECORDS	RPI 51-100		RPI 101-150		RPI 150+	
10- 7	0- 1		1- 3		OVERALL	0- 2		2- 1		7- 0	
8- 3	0- 1		1- 1		HOME	0- 1		1- 0		6- 0	
1- 4	0- 0		0- 2		AWAY	0- 1		0- 1		1- 0	
1- 0	0- 0		0- 0		NEUTRAL	0- 0		1- 0		0- 0	
10- 1	0- 0		1- 1		NON-CONFERENCE	0- 0		2- 0		7- 0	
8- 0	0- 0		1- 0		HOME	0- 0		1- 0		6- 0	
1- 1	0- 0		0- 1		AWAY	0- 0		0- 0		1- 0	
1- 0	0- 0		0- 0		NEUTRAL	0- 0		1- 0		0- 0	
0- 6	0- 1		0- 2		CONFERENCE	0- 2		0- 1		0- 0	
0- 3	0- 1		0- 1		HOME	0- 1		0- 0		0- 0	
0- 3	0- 0		0- 1		AWAY	0- 1		0- 1		0- 0	
0- 0	0- 0		0- 0		NEUTRAL	0- 0		0- 0		0- 0	

RPI 1-25				RPI 26-50				RPI 51-100				RPI 101+ Team's RPI: 125			
RPI	S	Opponent	Score	RPI	S	Opponent	Score	RPI	S	Opponent	Score	RPI	S	Opponent	Score
14	H	Arizona St.	70 76	36	A	Miami (FL)	58 73	54	H	Arizona	67 69	107	H	Northern Colo.	77 69
				40	A	Utah	59 78	93	A	Washington St.	48 74	111	A	Washington	58 68
				40	H	Utah	61 76					150	N	Utah St.	78 68
				45	H	North Carolina	86 74					160	H	Pepperdine	80 65
												187	H	Colorado St.	59 40
												191	H	Prairie View	79 38
												198	H	Navy	59 43
												225	H	Samford	81 39
												260	A	Nevada	65 52
												318	H	San Jose St.	76 64
-----															
LAST 12 Division I GAMES:															
40	H	Utah	61 76	40	A	Utah	59 78								
225	H	Samford	81 39	93	A	Washington St.	48 74								
191	H	Prairie View	79 38	111	A	Washington	58 68								
198	H	Navy	59 43	14	H	Arizona St.	70 76								
318	H	San Jose St.	76 64	54	H	Arizona	67 69								
36	A	Miami (FL)	58 73	160	H	Pepperdine	80 65								

Non-Div I Games:

Colorado

Average RPI Win:	224	WON-LOST	WINNING	LAST 10	STRENGTH OF	OPP. STRENGTH	TEAM	ADJ.	CONF.	ADJ CONF.
Average RPI Loss:	90	RECORD	PCT. RANK	GAMES	SCHEDULE	OF SCHEDULE	RPI	RPI	RPI	RPI
DIV. I ONLY	5- 9	243	4-6	46	136	187	187	13	13	
DIV. I NON-CONF.	4- 5	190	0- 0	25	115	127	127	11	11	
-----										
TOTALS	RPI 1-25	RPI 26-50	W-L RECORDS	RPI 51-100	RPI 101-150	RPI 150+				
5- 9	0- 3	0- 1	OVERALL	0- 0	1- 4	4- 1				
5- 4	0- 1	0- 0	HOME	0- 0	1- 3	4- 0				
0- 5	0- 2	0- 1	AWAY	0- 0	0- 1	0- 1				
0- 0	0- 0	0- 0	NEUTRAL	0- 0	0- 0	0- 0				
4- 5	0- 3	0- 0	NON-CONFERENCE	0- 0	1- 2	3- 0				
4- 2	0- 1	0- 0	HOME	0- 0	1- 1	3- 0				
0- 3	0- 2	0- 0	AWAY	0- 0	0- 1	0- 0				
0- 0	0- 0	0- 0	NEUTRAL	0- 0	0- 0	0- 0				
1- 4	0- 0	0- 1	CONFERENCE	0- 0	0- 2	1- 1				
1- 2	0- 0	0- 0	HOME	0- 0	0- 2	1- 0				
0- 2	0- 0	0- 1	AWAY	0- 0	0- 0	0- 1				
0- 0	0- 0	0- 0	NEUTRAL	0- 0	0- 0	0- 0				

RPI 1-25				RPI 26-50				RPI 51-100				RPI 101+ Team's RPI: 187			
RPI	S	Opponent	Score	RPI	S	Opponent	Score	RPI	S	Opponent	Score	RPI	S	Opponent	Score
10	A	Gonzaga	39 50	41	A	New Mexico	58 70					107	H	Northern Colo.	47 53
14	H	Arizona St.	39 70									125	A	Colorado	40 59
19	A	BYU	42 51									132	H	Fresno St.	55 66
												149	H	Denver	84 79
												150	H	Utah St.	53 72
												201	H	Cornell	56 53
												216	A	Air Force	48 63
												226	H	UNLV	52 49
												255	H	Northern Ariz.	65 54
												291	H	North Florida	61 59
-----															
LAST 12 Division I GAMES:															
149	H	Denver	84 79	150	H	Utah St.	53 72								
19	A	BYU	42 51	41	A	New Mexico	58 70								
14	H	Arizona St.	39 70	216	A	Air Force	48 63								
255	H	Northern Ariz.	65 54	132	H	Fresno St.	55 66								
291	H	North Florida	61 59	226	H	UNLV	52 49								
10	A	Gonzaga	39 50	201	H	Cornell	56 53								

Non-Div I Games: Chadron St. 91 38 Eastern N.M. 72 46

Colorado St.

Average RPI Win:	234	WON-LOST	WINNING	LAST 10	STRENGTH OF	OPP. STRENGTH	TEAM	ADJ.	CONF.	ADJ CONF.
Average RPI Loss:	189	RECORD	PCT. RANK	GAMES	SCHEDULE	OF SCHEDULE	RPI	RPI	RPI	RPI
DIV. I ONLY	4- 10	279	2-8	198	287	261	261	11	11	
DIV. I NON-CONF.	4- 9	253	0- 0	210	280	260	260	10	10	
-----										
TOTALS	RPI 1-25	RPI 26-50	W-L RECORDS	RPI 51-100	RPI 101-150	RPI 150+				
4- 10	0- 0	0- 0	OVERALL	0- 1	0- 2	4- 7				
2- 3	0- 0	0- 0	HOME	0- 0	0- 1	2- 2				
2- 7	0- 0	0- 0	AWAY	0- 1	0- 1	2- 5				
0- 0	0- 0	0- 0	NEUTRAL	0- 0	0- 0	0- 0				
4- 9	0- 0	0- 0	NON-CONFERENCE	0- 1	0- 2	4- 6				
2- 3	0- 0	0- 0	HOME	0- 0	0- 1	2- 2				
2- 6	0- 0	0- 0	AWAY	0- 1	0- 1	2- 4				
0- 0	0- 0	0- 0	NEUTRAL	0- 0	0- 0	0- 0				
0- 1	0- 0	0- 0	CONFERENCE	0- 0	0- 0	0- 1				
0- 0	0- 0	0- 0	HOME	0- 0	0- 0	0- 0				
0- 1	0- 0	0- 0	AWAY	0- 0	0- 0	0- 1				
0- 0	0- 0	0- 0	NEUTRAL	0- 0	0- 0	0- 0				

RPI 1-25				RPI 26-50				RPI 51-100				RPI 101+				Team's RPI: 261
RPI	S	Opponent	Score	RPI	S	Opponent	Score	RPI	S	Opponent	Score	RPI	S	Opponent	Score	
								77	A	Boston College	60	74				
												117	H	Houston	72	83
												139	A	Fordham	49	68
												164	A	Illinois	69	76
												179	A	Mercer	72	68
												186	A	Milwaukee	65	78
												201	A	Cornell	51	60
												208	H	Hampton	88	63
												214	H	Cal St. Fullerton	58	61
												230	A	Colgate	71	84
												263	A	Hofstra	65	63
												277	A	Saint Joseph's	61	68
												282	H	Albany (NY)	58	62
												285	H	Army West Point	70	49
LAST 12 Division I GAMES:																
214	H	Cal St. Fullerton	58	61	201	A	Cornell	51	60							
77	A	Boston College	60	74	179	A	Mercer	72	68							
277	A	Saint Joseph's	61	68	208	H	Hampton	88	63							
230	A	Colgate	71	84	282	H	Albany (NY)	58	62							
117	H	Houston	72	83	139	A	Fordham	49	68							
164	A	Illinois	69	76	186	A	Milwaukee	65	78							

Non-Div I Games:

Columbi a

Average RPI Win:	347	WON-LOST	WINNING	LAST 10	STRENGTH OF	OPP. STRENGTH	TEAM	ADJ.	CONF.	ADJ CONF.
Average RPI Loss:	171	RECORD	PCT. RANK	GAMES	SCHEDULE	OF SCHEDULE	RPI	RPI	RPI	RPI
DIV. I ONLY	1- 16	345	1-9	106	328	301	301	32	32	
DIV. I NON-CONF.	0- 12	336	0- 0	13	233	244	244	32	32	
-----										
TOTALS	RPI 1-25	RPI 26-50	W-L RECORDS	RPI 51-100	RPI 101-150	RPI 150+				
1- 16	0- 1	0- 2	OVERALL	0- 3	0- 2	1- 8				
0- 4	0- 0	0- 0	HOME	0- 0	0- 0	0- 4				
1- 11	0- 1	0- 2	AWAY	0- 3	0- 2	1- 3				
0- 1	0- 0	0- 0	NEUTRAL	0- 0	0- 0	0- 1				
0- 12	0- 1	0- 2	NON-CONFERENCE	0- 3	0- 2	0- 4				
0- 1	0- 0	0- 0	HOME	0- 0	0- 0	0- 1				
0- 10	0- 1	0- 2	AWAY	0- 3	0- 2	0- 2				
0- 1	0- 0	0- 0	NEUTRAL	0- 0	0- 0	0- 1				
1- 4	0- 0	0- 0	CONFERENCE	0- 0	0- 0	1- 4				
0- 3	0- 0	0- 0	HOME	0- 0	0- 0	0- 3				
1- 1	0- 0	0- 0	AWAY	0- 0	0- 0	1- 1				
0- 0	0- 0	0- 0	NEUTRAL	0- 0	0- 0	0- 0				

RPI 1-25				RPI 26-50				RPI 51-100				RPI 101+ Team's RPI: 301			
RPI	S	Opponent	Score	RPI	S	Opponent	Score	RPI	S	Opponent	Score	RPI	S	Opponent	Score
9	A	Mississippi St.	38 110	27	A	Maryland	36 93	55	A	Old Dominion	51 81	102	A	West Virginia	37 78
				38	A	Ohio	62 87	81	A	FGCU	61 93	116	A	Minnesota	52 84
								98	A	Virginia	41 55	152	N	UAB	61 86
												237	A	Marshall	67 88
												242	A	Niagara	69 71
												273	H	Norfolk St.	63 68
												300	H	South Carolina St.	59 75
												317	H	UMBC	52 57
												342	H	Savannah St.	70 76
												347	A	Delaware St.	71 57
												348	A	N.C. Central	57 62
LAST 12 Division I GAMES:															
55	A	Old Dominion	51 81	348	A	N.C. Central	57 62								
152	N	UAB	61 86	300	H	South Carolina St.	59 75								
81	A	FGCU	61 93	273	H	Norfolk St.	63 68								
242	A	Niagara	69 71	347	A	Delaware St.	71 57								
116	A	Minnesota	52 84	342	H	Savannah St.	70 76								
38	A	Ohio	62 87	98	A	Virginia	41 55								

Non-Div I Games:

Coppin St.

Average RPI Win: 280  
Average RPI Loss: 169

WON-LOST  
RECORD

WINNING  
PCT. RANK

LAST 10  
GAMES

STRENGTH OF  
SCHEDULE

OPP. STRENGTH  
OF SCHEDULE

TEAM  
RPI

ADJ.  
RPI

CONF.  
RPI

ADJ CONF.  
RPI

DIV. I ONLY	7- 5	130	6-4	316	276	201	201	11	11
DIV. I NON-CONF.	6- 5	143	0- 0	303	288	217	217	10	10
TOTALS	RPI 1-25	RPI 26-50	W-L RECORDS	RPI 51-100	RPI 101-150	RPI 150+			
7- 5	0- 0	0- 0	OVERALL	0- 0	0- 3	7- 2			
6- 0	0- 0	0- 0	HOME	0- 0	0- 0	6- 0			
1- 5	0- 0	0- 0	AWAY	0- 0	0- 3	1- 2			
0- 0	0- 0	0- 0	NEUTRAL	0- 0	0- 0	0- 0			
6- 5	0- 0	0- 0	NON-CONFERENCE	0- 0	0- 3	6- 2			
5- 0	0- 0	0- 0	HOME	0- 0	0- 0	5- 0			
1- 5	0- 0	0- 0	AWAY	0- 0	0- 3	1- 2			
0- 0	0- 0	0- 0	NEUTRAL	0- 0	0- 0	0- 0			
1- 0	0- 0	0- 0	CONFERENCE	0- 0	0- 0	1- 0			
1- 0	0- 0	0- 0	HOME	0- 0	0- 0	1- 0			
0- 0	0- 0	0- 0	AWAY	0- 0	0- 0	0- 0			
0- 0	0- 0	0- 0	NEUTRAL	0- 0	0- 0	0- 0			

RPI 1-25				RPI 26-50				RPI 51-100				RPI 101+				Team's RPI: 201	
RPI	S	Opponent	Score	RPI	S	Opponent	Score	RPI	S	Opponent	Score	RPI	S	Opponent	Score		
												116	A	Minnesota	45	65	
												142	A	Lehigh	54	67	
												145	A	Stony Brook	61	63	
												187	A	Colorado St.	53	56	
												208	H	Hampton	79	53	
												238	H	St. Bonaventure	58	44	
												256	A	Binghamton	61	72	
												261	H	Columbia	60	51	
												282	H	Albany (NY)	48	34	
												292	H	UMass Lowell	63	54	
												333	A	Lafayette	62	59	
												347	H	Delaware St.	94	59	
LAST 12 Division I GAMES:																	
				145	A	Stony Brook	61	63	261	H	Columbia	60	51				
				142	A	Lehigh	54	67	238	H	St. Bonaventure	58	44				
				187	A	Colorado St.	53	56	208	H	Hampton	79	53				
				116	A	Minnesota	45	65	333	A	Lafayette	62	59				
				292	H	UMass Lowell	63	54	347	H	Delaware St.	94	59				
				282	H	Albany (NY)	48	34	256	A	Binghamton	61	72				

Non-Div I Games:

Cornell

Creighton				Through Games Of Jan. 20, 2019							
Average RPI	Win:	166	WON-LOST	WINNING	LAST 10	STRENGTH OF	OPP. STRENGTH	TEAM	ADJ.	CONF.	ADJ CONF.
Average RPI	Loss:	36	RECORD	PCT. RANK	GAMES	SCHEDULE	OF SCHEDULE	RPI	RPI	RPI	RPI
DIV. I ONLY			10- 9	158	6-4	38	20	67	67	5	5
DIV. I NON-CONF.			6- 5	143	0- 0	85	34	81	81	4	4
-----											
TOTALS	RPI 1-25			RPI 26-50		W-L RECORDS	RPI 51-100	RPI 101-150		RPI 150+	
10- 9	0- 6			1- 0		OVERALL	2- 3	2- 0		5- 0	
4- 4	0- 3			0- 0		HOME	2- 1	0- 0		2- 0	
4- 5	0- 3			1- 0		AWAY	0- 2	1- 0		2- 0	
2- 0	0- 0			0- 0		NEUTRAL	0- 0	1- 0		1- 0	
6- 5	0- 4			0- 0		NON-CONFERENCE	1- 1	1- 0		4- 0	
2- 2	0- 2			0- 0		HOME	1- 0	0- 0		1- 0	
2- 3	0- 2			0- 0		AWAY	0- 1	0- 0		2- 0	
2- 0	0- 0			0- 0		NEUTRAL	0- 0	1- 0		1- 0	
4- 4	0- 2			1- 0		CONFERENCE	1- 2	1- 0		1- 0	
2- 2	0- 1			0- 0		HOME	1- 1	0- 0		1- 0	
2- 2	0- 1			1- 0		AWAY	0- 1	1- 0		0- 0	
0- 0	0- 0			0- 0		NEUTRAL	0- 0	0- 0		0- 0	

RPI 1-25				RPI 26-50				RPI 51-100 Team's RPI: 67				RPI 101+			
RPI	S	Opponent	Score	RPI	S	Opponent	Score	RPI	S	Opponent	Score	RPI	S	Opponent	Score
11	H	Drake	69 85	44	A	DePaul	85 82	57	H	Villanova	52 54	105	A	St. John's (NY)	65 63
15	A	Marquette	67 85					71	H	Nebraska	74 65	122	N	South Fla.	83 76
20	H	Butler	43 75					74	A	Seton Hall	75 82	172	N	Vanderbilt	75 55
22	A	Florida St.	52 71					79	A	UNI	55 65	175	H	Xavier	66 62
24	H	South Dakota	65 77					84	H	Georgetown	65 38	274	A	Wichita St.	83 71
25	A	South Dakota St.	48 74									302	H	Omaha	66 51
												310	A	North Dakota St.	86 51
-----															
LAST 12 Division I GAMES:															
57	H	Villanova	52 54	20	H	Butler	43 75								
15	A	Marquette	67 85	175	H	Xavier	66 62								
44	A	DePaul	85 82	105	A	St. John's (NY)	65 63								
172	N	Vanderbilt	75 55	74	A	Seton Hall	75 82								
122	N	South Fla.	83 76	84	H	Georgetown	65 38								
22	A	Florida St.	52 71	274	A	Wichita St.	83 71								

Non-Div I Games:

Creighton

Average RPI	Win:	274	WON-LOST	WINNING	LAST 10	STRENGTH OF	OPP. STRENGTH	TEAM	ADJ.	CONF.	ADJ CONF.
Average RPI	Loss:	143	RECORD	PCT. RANK	GAMES	SCHEDULE	OF SCHEDULE	RPI	RPI	RPI	RPI
DIV. I ONLY		7- 7		163	5-5	290	204	224	224	11	11
DIV. I NON-CONF.		7- 6		153	0- 1	298	240	233	233	10	10
-----											
TOTALS	RPI 1-25		RPI 26-50		W-L RECORDS	RPI 51-100		RPI 101-150		RPI 150+	
7- 7	0- 0		0- 1		OVERALL	0- 3		0- 0		7- 3	
5- 1	0- 0		0- 1		HOME	0- 0		0- 0		5- 0	
2- 4	0- 0		0- 0		AWAY	0- 2		0- 0		2- 2	
0- 2	0- 0		0- 0		NEUTRAL	0- 1		0- 0		0- 1	
7- 6	0- 0		0- 1		NON-CONFERENCE	0- 2		0- 0		7- 3	
5- 1	0- 0		0- 1		HOME	0- 0		0- 0		5- 0	
2- 3	0- 0		0- 0		AWAY	0- 1		0- 0		2- 2	
0- 2	0- 0		0- 0		NEUTRAL	0- 1		0- 0		0- 1	
0- 1	0- 0		0- 0		CONFERENCE	0- 1		0- 0		0- 0	
0- 0	0- 0		0- 0		HOME	0- 0		0- 0		0- 0	
0- 1	0- 0		0- 0		AWAY	0- 1		0- 0		0- 0	
0- 0	0- 0		0- 0		NEUTRAL	0- 0		0- 0		0- 0	

RPI 1-25				RPI 26-50				RPI 51-100				RPI 101+ Team's RPI: 224			
RPI	S	Opponent	Score	RPI	S	Opponent	Score	RPI	S	Opponent	Score	RPI	S	Opponent	Score
				35	H	Buffalo	69 75	66	A	Harvard	46 56	163	H	Boston U.	64 44
								69	N	Middle Tenn.	58 70	214	A	Cal St. Fullerton	62 67
								77	A	Boston College	68 99	240	A	San Diego	76 78
												256	H	Binghamton	63 39
												275	A	Vermont	66 42
												292	H	UMass Lowell	70 54
												298	N	UC Santa Barbara	56 62
												308	H	Loyola Maryland	54 41
												309	A	New Hampshire	62 42
												313	H	Fairfield	59 46
LAST 12 Division I GAMES:															
				35	H	Buffalo	69 75	298	N	UC Santa Barbara	56 62				
				292	H	UMass Lowell	70 54	66	A	Harvard	46 56				
				313	H	Fairfield	59 46	256	H	Binghamton	63 39				
				163	H	Boston U.	64 44	77	A	Boston College	68 99				
				240	A	San Diego	76 78	309	A	New Hampshire	62 42				
				214	A	Cal St. Fullerton	62 67	69	N	Middle Tenn.	58 70				

Non-Div I Games:

Dartmouth

Average RPI Win:	201	WON-LOST	WINNING	LAST 10	STRENGTH OF	OPP. STRENGTH	TEAM	ADJ.	CONF.	ADJ CONF.
Average RPI Loss:	147	RECORD	PCT. RANK	GAMES	SCHEDULE	OF SCHEDULE	RPI	RPI	RPI	RPI
DIV. I ONLY	9- 8	150	6-4	169	182	148	148	17	17	
DIV. I NON-CONF.	5- 7	206	0- 0	146	178	176	176	17	17	
-----										
TOTALS	RPI 1-25	RPI 26-50	W-L RECORDS	RPI 51-100	RPI 101-150	RPI 150+				
9- 8	0- 1	1- 0	OVERALL	0- 1	1- 1	7- 5				
5- 2	0- 0	0- 0	HOME	0- 0	0- 1	5- 1				
4- 6	0- 1	1- 0	AWAY	0- 1	1- 0	2- 4				
0- 0	0- 0	0- 0	NEUTRAL	0- 0	0- 0	0- 0				
5- 7	0- 1	1- 0	NON-CONFERENCE	0- 1	0- 1	4- 4				
3- 1	0- 0	0- 0	HOME	0- 0	0- 1	3- 0				
2- 6	0- 1	1- 0	AWAY	0- 1	0- 0	1- 4				
0- 0	0- 0	0- 0	NEUTRAL	0- 0	0- 0	0- 0				
4- 1	0- 0	0- 0	CONFERENCE	0- 0	1- 0	3- 1				
2- 1	0- 0	0- 0	HOME	0- 0	0- 0	2- 1				
2- 0	0- 0	0- 0	AWAY	0- 0	1- 0	1- 0				
0- 0	0- 0	0- 0	NEUTRAL	0- 0	0- 0	0- 0				

RPI 1-25				RPI 26-50				RPI 51-100				RPI 101+				Team's RPI: 148
RPI	S	Opponent	Score	RPI	S	Opponent	Score	RPI	S	Opponent	Score	RPI	S	Opponent	Score	
8	A	NC State	45 75	37	A	Clemson	90 80	91	A	Princeton	57 65	109	H	Appalachian St.	78 81	
												147	A	Duquesne	62 47	
												155	H	William & Mary	76 65	
												156	H	High Point	71 62	
												167	A	Charlotte	66 78	
												173	A	Rhode Island	77 67	
												181	H	Massachusetts	58 70	
												190	A	Elon	72 73	
												194	A	UNC Asheville	56 69	
												200	H	George Mason	67 59	
												234	A	Gardner-Webb	49 54	
												283	H	Richmond	78 55	
												327	H	Presbyterian	83 56	
												334	A	Charleston So.	72 34	
-----																
LAST 12 Division I GAMES:																
8	A	NC State	45 75	181	H	Massachusetts	58 70									
167	A	Charlotte	66 78	283	H	Richmond	78 55									
327	H	Presbyterian	83 56	173	A	Rhode Island	77 67									
37	A	Clemson	90 80	147	A	Duquesne	62 47									
190	A	Elon	72 73	200	H	George Mason	67 59									
91	A	Princeton	57 65	156	H	High Point	71 62									

Non-Div I Games: Queens (NC) 80 47

Davidson



Average RPI Win: 174  
Average RPI Loss: 68

WON-LOST  
RECORD

WINNING  
PCT. RANK

LAST 10  
GAMES

STRENGTH OF  
SCHEDULE

OPP. STRENGTH  
OF SCHEDULE

TEAM  
RPI

ADJ.  
RPI

CONF.  
RPI

ADJ CONF.  
RPI

DIV. I ONLY	9- 7	135	7-3	58	108	86	86	17	17
DIV. I NON-CONF.	5- 6	177	0- 0	14	86	74	74	17	17
TOTALS	RPI 1-25	RPI 26-50	W-L RECORDS	RPI 51-100	RPI 101-150	RPI 150+			
9- 7	0- 1	2- 2	OVERALL	1- 3	1- 0	5- 1			
7- 1	0- 0	1- 0	HOME	1- 1	1- 0	4- 0			
1- 5	0- 1	0- 2	AWAY	0- 1	0- 0	1- 1			
1- 1	0- 0	1- 0	NEUTRAL	0- 1	0- 0	0- 0			
5- 6	0- 1	2- 2	NON-CONFERENCE	1- 3	0- 0	2- 0			
4- 1	0- 0	1- 0	HOME	1- 1	0- 0	2- 0			
0- 4	0- 1	0- 2	AWAY	0- 1	0- 0	0- 0			
1- 1	0- 0	1- 0	NEUTRAL	0- 1	0- 0	0- 0			
4- 1	0- 0	0- 0	CONFERENCE	0- 0	1- 0	3- 1			
3- 0	0- 0	0- 0	HOME	0- 0	1- 0	2- 0			
1- 1	0- 0	0- 0	AWAY	0- 0	0- 0	1- 1			
0- 0	0- 0	0- 0	NEUTRAL	0- 0	0- 0	0- 0			

RPI 1-25				RPI 26-50				RPI 51-100 Team's RPI: 86				RPI 101+			
RPI	S	Opponent	Score	RPI	S	Opponent	Score	RPI	S	Opponent	Score	RPI	S	Opponent	Score
21	A	South Carolina	55 65	27	A	Maryland	71 82	53	H	Northeastern	79 84	139	H	Fordham	72 50
				33	N	Georgia Tech	85 66	58	A	James Madison	55 68	181	H	Massachusetts	75 47
				35	H	Buffalo	72 59	72	N	Virginia Tech	57 69	197	A	George Washington	45 46
				50	A	Green Bay	35 51	95	H	Toledo	70 49	230	H	Colgate	67 58
												238	A	St. Bonaventure	62 49
												276	H	La Salle	84 45
												343	H	Evansville	69 30
LAST 12 Division I GAMES:															
				33	N	Georgia Tech	85 66	139	H	Fordham	72 50				
				72	N	Virginia Tech	57 69	238	A	St. Bonaventure	62 49				
				343	H	Evansville	69 30	197	A	George Washington	45 46				
				35	H	Buffalo	72 59	181	H	Massachusetts	75 47				
				58	A	James Madison	55 68	276	H	La Salle	84 45				
				21	A	South Carolina	55 65	50	A	Green Bay	35 51				

Non-Div I Games:

Dayton

DePaul

DePaul				Through Games Of Jan. 20, 2019							
Average RPI Win: 141		WON-LOST RECORD	WINNING PCT. RANK	LAST 10 GAMES	STRENGTH OF SCHEDULE	OPP. STRENGTH OF SCHEDULE	TEAM RPI	ADJ. RPI	CONF. RPI	ADJ CONF. RPI	
Average RPI Loss: 28											
DIV. I ONLY		13- 6	80	7-3	55	8	44	44	5	5	
DIV. I NON-CONF.		9- 3	61	0- 0	86	10	37	37	4	4	
-----											
TOTALS		RPI 1-25	RPI 26-50	W-L RECORDS	RPI 51-100	RPI 101-150	RPI 150+				
13- 6		0- 4	2- 0	OVERALL	5- 2	2- 0	4- 0				
7- 3		0- 1	1- 0	HOME	2- 2	1- 0	3- 0				
4- 2		0- 2	0- 0	AWAY	2- 0	1- 0	1- 0				
2- 1		0- 1	1- 0	NEUTRAL	1- 0	0- 0	0- 0				
9- 3		0- 3	2- 0	NON-CONFERENCE	2- 0	1- 0	4- 0				
5- 1		0- 1	1- 0	HOME	1- 0	0- 0	3- 0				
2- 1		0- 1	0- 0	AWAY	0- 0	1- 0	1- 0				
2- 1		0- 1	1- 0	NEUTRAL	1- 0	0- 0	0- 0				
4- 3		0- 1	0- 0	CONFERENCE	3- 2	1- 0	0- 0				
2- 2		0- 0	0- 0	HOME	1- 2	1- 0	0- 0				
2- 1		0- 1	0- 0	AWAY	2- 0	0- 0	0- 0				
0- 0		0- 0	0- 0	NEUTRAL	0- 0	0- 0	0- 0				
-----											
RPI 1-25				RPI 26-50		Team's RPI: 44		RPI 51-100		RPI 101+	
RPI	S	Opponent	Score	RPI	S	Opponent	Score	RPI	S	Opponent	Score
1	H	Notre Dame	77 101	43	N	Kansas St.	79 59	57	A	Villanova	66 59
6	N	Syracuse	81 83	50	H	Green Bay	73 64	67	H	Creighton	82 85
7	A	UConn	63 99					74	H	Seton Hall	73 84
15	A	Marquette	63 96					80	H	Northwestern	76 60
								84	A	Georgetown	69 64
								89	H	Providence	88 62
								91	N	Princeton	82 67
						</					

DePaul

Non-Div I Games:

DePaul

Delaware

Delaware				Through Games Of Jan. 20, 2019							
Average RPI	Win:	278	WON-LOST	WINNING	LAST 10	STRENGTH OF	OPP. STRENGTH	TEAM	ADJ.	CONF.	ADJ CONF.
Average RPI	Loss:	104	RECORD	PCT. RANK	GAMES	SCHEDULE	OF SCHEDULE	RPI	RPI	RPI	RPI
DIV. I ONLY			6- 11	247	3-7	77	273	192	192	10	10
DIV. I NON-CONF.			5- 7	206	1- 0	128	315	202	202	13	13
<hr/>											
TOTALS		RPI 1-25	RPI 26-50		W-L RECORDS		RPI 51-100	RPI 101-150	RPI 150+		
6- 11	0- 1	0- 1		OVERALL		0- 3	0- 2	6- 4			
2- 5	0- 1	0- 1		HOME		0- 1	0- 2	2- 0			
2- 4	0- 0	0- 0		AWAY		0- 2	0- 0	2- 2			
2- 2	0- 0	0- 0		NEUTRAL		0- 0	0- 0	2- 2			
5- 7	0- 1	0- 1		NON-CONFERENCE		0- 1	0- 0	5- 4			
2- 2	0- 1	0- 1		HOME		0- 0	0- 0	2- 0			
1- 3	0- 0	0- 0		AWAY		0- 1	0- 0	1- 2			
2- 2	0- 0	0- 0		NEUTRAL		0- 0	0- 0	2- 2			
1- 4	0- 0	0- 0		CONFERENCE		0- 2	0- 2	1- 0			
0- 3	0- 0	0- 0		HOME		0- 1	0- 2	0- 0			
1- 1	0- 0	0- 0		AWAY		0- 1	0- 0	1- 0			
0- 0	0- 0	0- 0		NEUTRAL		0- 0	0- 0	0- 0			

RPI 1-25				RPI 26-50				RPI 51-100				RPI 101+ Team's RPI: 192			
RPI	S	Opponent	Score	RPI	S	Opponent	Score	RPI	S	Opponent	Score	RPI	S	Opponent	Score
17	H	UCF	60 71	27	H	Maryland	53 77	53	A	Northeastern	62 75	104	H	Towson	48 56
								58	H	James Madison	43 68	123	H	Drexel	40 57
								79	A	UNI	67 79	153	N	Montana St.	60 69
												163	A	Boston U.	61 72
												171	N	Bradley	47 59
												200	A	George Mason	46 72
												212	N	Nicholls St.	71 56
												234	H	Gardner-Webb	69 45
												263	A	Hofstra	78 59
												277	H	Saint Joseph's	48 39
												333	N	Lafayette	65 47
												347	A	Delaware St.	85 77
LAST 12 Division I GAMES:															
104	H	Towson	48 56	333	N	Lafayette	65 47								
58	H	James Madison	43 68	212	N	Nicholls St.	71 56								
277	H	Saint Joseph's	48 39	53	A	Northeastern	62 75								
27	H	Maryland	53 77	263	A	Hofstra	78 59								
234	H	Gardner-Webb	69 45	123	H	Drexel	40 57								
17	H	UCF	60 71	200	A	George Mason	46 72								

Non-Div I Games:

Delaware

Average RPI Win:	348	WON-LOST	WINNING	LAST 10	STRENGTH OF	OPP. STRENGTH	TEAM	ADJ.	CONF.	ADJ CONF.
Average RPI Loss:	206	RECORD	PCT. RANK	GAMES	SCHEDULE	OF SCHEDULE	RPI	RPI	RPI	RPI
DIV. I ONLY	1- 13	338	1-9	291	330	347	347	32	32	
DIV. I NON-CONF.	0- 9	336	0- 0	191	269	340	340	32	32	
-----										
TOTALS	RPI 1-25	RPI 26-50	W-L RECORDS	RPI 51-100	RPI 101-150	RPI 150+				
1- 13	0- 0	0- 0	OVERALL	0- 1	0- 2	1- 10				
1- 4	0- 0	0- 0	HOME	0- 1	0- 0	1- 3				
0- 9	0- 0	0- 0	AWAY	0- 0	0- 2	0- 7				
0- 0	0- 0	0- 0	NEUTRAL	0- 0	0- 0	0- 0				
0- 9	0- 0	0- 0	NON-CONFERENCE	0- 1	0- 2	0- 6				
0- 2	0- 0	0- 0	HOME	0- 1	0- 0	0- 1				
0- 7	0- 0	0- 0	AWAY	0- 0	0- 2	0- 5				
0- 0	0- 0	0- 0	NEUTRAL	0- 0	0- 0	0- 0				
1- 4	0- 0	0- 0	CONFERENCE	0- 0	0- 0	1- 4				
1- 2	0- 0	0- 0	HOME	0- 0	0- 0	1- 2				
0- 2	0- 0	0- 0	AWAY	0- 0	0- 0	0- 2				
0- 0	0- 0	0- 0	NEUTRAL	0- 0	0- 0	0- 0				

RPI 1-25				RPI 26-50				RPI 51-100				RPI 101+				Team's RPI: 347
RPI	S	Opponent	Score	RPI	S	Opponent	Score	RPI	S	Opponent	Score	RPI	S	Opponent	Score	
								58	H	James Madison	57	103				
												105	A	St. John's (NY)	44	82
												127	A	VCU	55	97
												175	A	Xavier	59	80
												192	H	Delaware	77	85
												201	A	Cornell	59	94
												231	A	Temple	61	75
												237	A	Marshall	63	75
												252	A	Bethune-Cookman	55	67
												257	A	Robert Morris	63	64
												267	H	N. C. A&T	47	67
												273	A	Norfolk St.	50	63
												301	H	Coppin St.	57	71
												348	H	N. C. Central	71	61
LAST 12 Division I GAMES:																
127	A	VCU	55	97	252	A	Bethune-Cookman	55	67							
237	A	Marshall	63	75	348	H	N. C. Central	71	61							
257	A	Robert Morris	63	64	267	H	N. C. A&T	47	67							
201	A	Cornell	59	94	301	H	Coppin St.	57	71							
175	A	Xavier	59	80	273	A	Norfolk St.	50	63							
105	A	St. John's (NY)	44	82	192	H	Delaware	77	85							

Non-Div I Games: Post 65 53 Cheyney 79 59

Delaware St.

Average RPI Win:	183	WON-LOST	WINNING	LAST 10	STRENGTH OF	OPP. STRENGTH	TEAM	ADJ.	CONF.	ADJ CONF.
Average RPI Loss:	138	RECORD	PCT. RANK	GAMES	SCHEDULE	OF SCHEDULE	RPI	RPI	RPI	RPI
DIV. I ONLY	12- 8	118	5-5	227	100	149	149	18	18	
DIV. I NON-CONF.	7- 6	153	0- 0	245	52	181	181	16	16	
-----										
TOTALS	RPI 1-25	RPI 26-50	W-L RECORDS	RPI 51-100	RPI 101-150	RPI 150+				
12- 8	1- 1	0- 0	OVERALL	1- 2	2- 1	8- 4				
10- 1	1- 0	0- 0	HOME	1- 0	2- 0	6- 1				
2- 7	0- 1	0- 0	AWAY	0- 2	0- 1	2- 3				
0- 0	0- 0	0- 0	NEUTRAL	0- 0	0- 0	0- 0				
7- 6	0- 0	0- 0	NON-CONFERENCE	1- 2	2- 1	4- 3				
6- 1	0- 0	0- 0	HOME	1- 0	2- 0	3- 1				
1- 5	0- 0	0- 0	AWAY	0- 2	0- 1	1- 2				
0- 0	0- 0	0- 0	NEUTRAL	0- 0	0- 0	0- 0				
5- 2	1- 1	0- 0	CONFERENCE	0- 0	0- 0	4- 1				
4- 0	1- 0	0- 0	HOME	0- 0	0- 0	3- 0				
1- 2	0- 1	0- 0	AWAY	0- 0	0- 0	1- 1				
0- 0	0- 0	0- 0	NEUTRAL	0- 0	0- 0	0- 0				

RPI 1-25				RPI 26-50				RPI 51-100				RPI 101+ Team's RPI: 149			
RPI	S	Opponent	Score	RPI	S	Opponent	Score	RPI	S	Opponent	Score	RPI	S	Opponent	Score
24	H	South Dakota	104 99					59	H	Lamar University	117 110	107	A	Northern Colo.	66 74
25	A	South Dakota St.	59 76					71	A	Nebraska	71 96	129	H	American	83 54
								78	A	Wyoming	74 78	133	H	Loyola Marymount	104 75
												168	H	Oral Roberts	93 76
												178	A	New Mexico St.	64 66
												187	A	Colorado St.	79 84
												193	H	UMKC	92 75
												209	A	Southern Utah	71 70
												216	H	Air Force	92 66
												218	H	North Dakota	87 66
												225	H	Samford	83 87
												235	A	Western Ill.	78 87
												238	H	St. Bonaventure	76 62
												302	A	Omaha	95 68
												310	H	North Dakota St.	81 54
-----															
LAST 12 Division I GAMES:															
235	A	Western Ill.	78 87	168	H	Oral Roberts	93 76								
302	A	Omaha	95 68	310	H	North Dakota St.	81 54								
187	A	Colorado St.	79 84	25	A	South Dakota St.	59 76								
225	H	Samford	83 87	218	H	North Dakota	87 66								
71	A	Nebraska	71 96	24	H	South Dakota	104 99								
178	A	New Mexico St.	64 66	209	A	Southern Utah	71 70								

Non-Div I Games:

Denver

Average RPI Win:	338	WON-LOST	WINNING	LAST 10	STRENGTH OF	OPP. STRENGTH	TEAM	ADJ.	CONF.	ADJ CONF.
Average RPI Loss:	176	RECORD	PCT. RANK	GAMES	SCHEDULE	OF SCHEDULE	RPI	RPI	RPI	RPI

DIV. I ONLY	2- 15	333	1-9	270	235	328	328	20	20
DIV. I NON-CONF.	1- 9	326	0- 0	246	271	325	325	18	18
TOTALS	RPI 1-25	RPI 26-50	W-L RECORDS	RPI 51-100	RPI 101-150	RPI 150+			
2- 15	0- 0	0- 1	OVERALL	0- 4	0- 1	2- 9			
0- 7	0- 0	0- 1	HOME	0- 1	0- 1	0- 4			
2- 8	0- 0	0- 0	AWAY	0- 3	0- 0	2- 5			
0- 0	0- 0	0- 0	NEUTRAL	0- 0	0- 0	0- 0			
1- 9	0- 0	0- 0	NON-CONFERENCE	0- 4	0- 0	1- 5			
0- 3	0- 0	0- 0	HOME	0- 1	0- 0	0- 2			
1- 6	0- 0	0- 0	AWAY	0- 3	0- 0	1- 3			
0- 0	0- 0	0- 0	NEUTRAL	0- 0	0- 0	0- 0			
1- 6	0- 0	0- 1	CONFERENCE	0- 0	0- 1	1- 4			
0- 4	0- 0	0- 1	HOME	0- 0	0- 1	0- 2			
1- 2	0- 0	0- 0	AWAY	0- 0	0- 0	1- 2			
0- 0	0- 0	0- 0	NEUTRAL	0- 0	0- 0	0- 0			

RPI 1-25	RPI 26-50	RPI 51-100	RPI 101+	Team's RPI: 328
RPI S Opponent Score	RPI S Opponent Score	RPI S Opponent Score	RPI S Opponent Score	
	50 H Green Bay 40 65	65 A Michigan 62 95	106 H Youngstown St. 59 85	
		95 A Toledo 60 77	151 A IUPUI 47 82	
		97 H Miami (OH) 59 78	184 A Eastern Mich. 53 60	
		99 A Ohio St. 41 55	186 H Milwaukee 44 62	
			220 A Loyola Chicago 43 52	
			228 A Bowling Green 73 79	
			268 H Cleveland St. 49 67	
			293 H Western Mich. 44 54	
			297 A Oakland 67 74	
			302 H Omaha 42 51	
			335 A UIC 42 36	
			340 A Manhattan 58 56	
LAST 12 Division I GAMES:				
268 H Cleveland St. 49 67	186 H Milwaukee 44 62			
106 H Youngstown St. 59 85	50 H Green Bay 40 65			
95 A Toledo 60 77	335 A UIC 42 36			
228 A Bowling Green 73 79	151 A IUPUI 47 82			
293 H Western Mich. 44 54	297 A Oakland 67 74			
184 A Eastern Mich. 53 60	302 H Omaha 42 51			

Non-Div I Games: Mich. -Dearborn 68 60

Detroit Mercy

Average RPI Win:	129	WON-LOST	WINNING	LAST 10	STRENGTH OF	OPP. STRENGTH	TEAM	ADJ.	CONF.	ADJ CONF.
Average RPI Loss:	13	RECORD	PCT. RANK	GAMES	SCHEDULE	OF SCHEDULE	RPI	RPI	RPI	RPI
DIV. I ONLY	12- 4	47	7-3	10	21	11	11	12	12	
DIV. I NON-CONF.	7- 4	109	1- 0	5	1	12	12	14	14	
-----										
TOTALS	RPI 1-25	RPI 26-50	W-L RECORDS	RPI 51-100	RPI 101-150	RPI 150+				
12- 4	3- 4	0- 0	OVERALL	3- 0	0- 0	6- 0				
4- 1	1- 1	0- 0	HOME	0- 0	0- 0	3- 0				
6- 2	0- 2	0- 0	AWAY	3- 0	0- 0	3- 0				
2- 1	2- 1	0- 0	NEUTRAL	0- 0	0- 0	0- 0				
7- 4	3- 4	0- 0	NON-CONFERENCE	2- 0	0- 0	2- 0				
2- 1	1- 1	0- 0	HOME	0- 0	0- 0	1- 0				
3- 2	0- 2	0- 0	AWAY	2- 0	0- 0	1- 0				
2- 1	2- 1	0- 0	NEUTRAL	0- 0	0- 0	0- 0				
5- 0	0- 0	0- 0	CONFERENCE	1- 0	0- 0	4- 0				
2- 0	0- 0	0- 0	HOME	0- 0	0- 0	2- 0				
3- 0	0- 0	0- 0	AWAY	1- 0	0- 0	2- 0				
0- 0	0- 0	0- 0	NEUTRAL	0- 0	0- 0	0- 0				

RPI	S	Opponent	Score
1	N	Notre Dame	64 82
12	H	Iowa	82 91
13	A	Iowa St.	81 86
16	N	Rutgers	69 59
21	N	South Carolina	90 85
24	H	South Dakota	76 64
25	A	South Dakota St.	71 80

RPI	S	Opponent	Score
-----	---	----------	-------

RPI	S	Opponent	Score
67	A	Creighton	85 69
71	A	Nebraska	83 77
79	A	UNI	88 64

RPI	S	Opponent	Score
153	H	CSUN	73 63
171	A	Bradley	92 63
182	A	Illinois St.	82 64
220	H	Loyola Chicago	69 60
235	A	Western Ill.	98 71
307	H	Valparaiso	84 53

## LAST 12 Division I GAMES:

182	A	Illinois St.	82 64	21	N	South Carolina	90 85
171	A	Bradley	92 63	1	N	Notre Dame	64 82
12	H	Iowa	82 91	79	A	UNI	88 64
13	A	Iowa St.	81 86	307	H	Valparaiso	84 53
25	A	South Dakota St.	71 80	220	H	Loyola Chicago	69 60
67	A	Creighton	85 69	16	N	Rutgers	69 59

Non-Div I Games:

Clarke

91 43

Drake

Average RPI	Win: 228	WON-LOST RECORD	WINNING PCT. RANK	LAST 10 GAMES	STRENGTH OF SCHEDULE	OPP. STRENGTH OF SCHEDULE	TEAM RPI	ADJ. RPI	CONF. RPI	ADJ. CONF. RPI
Average RPI	Loss: 79									
DIV. I ONLY	11- 5	76	6-4	170	207	123	123	10	10	
DIV. I NON-CONF.	8- 3	71	1- 0	236	239	130	130	13	13	
<hr/>										
TOTALS	RPI 1-25	RPI 26-50	W-L RECORDS	RPI 51-100	RPI 101-150	RPI 150+				
11- 5	0- 0	0- 0	OVERALL	2- 4	0- 1	9- 0				
3- 4	0- 0	0- 0	HOME	1- 3	0- 1	2- 0				
7- 0	0- 0	0- 0	AWAY	1- 0	0- 0	6- 0				
1- 1	0- 0	0- 0	NEUTRAL	0- 1	0- 0	1- 0				
8- 3	0- 0	0- 0	NON-CONFERENCE	1- 3	0- 0	7- 0				
3- 2	0- 0	0- 0	HOME	1- 2	0- 0	2- 0				
4- 0	0- 0	0- 0	AWAY	0- 0	0- 0	4- 0				
1- 1	0- 0	0- 0	NEUTRAL	0- 1	0- 0	1- 0				
3- 2	0- 0	0- 0	CONFERENCE	1- 1	0- 1	2- 0				
0- 2	0- 0	0- 0	HOME	0- 1	0- 1	0- 0				
3- 0	0- 0	0- 0	AWAY	1- 0	0- 0	2- 0				
0- 0	0- 0	0- 0	NEUTRAL	0- 0	0- 0	0- 0				

RPI 1-25				RPI 26-50				RPI 51-100				RPI 101+				Team's RPI: 123
RPI	S	Opponent	Score	RPI	S	Opponent	Score	RPI	S	Opponent	Score	RPI	S	Opponent	Score	
								52	H	Bucknell	64 42	104	H	Towson	54 55	
								53	A	Northeastern	61 59	192	A	Delaware	57 40	
								58	H	James Madison	35 51	234	H	Gardner-Webb	65 48	
								68	H	Quinnipiac	52 56	262	N	Siena	51 39	
								82	N	Wright St.	63 71	263	A	Hofstra	61 49	
								83	H	Penn	39 55	275	A	Vermont	60 44	
												276	A	La Salle	58 43	
												277	H	Saint Joseph's	51 34	
												283	A	Richmond	58 35	
												340	A	Manhattan	53 39	
<hr/>																
LAST 12 Division I GAMES:																
				104	H	Towson	54 55	275	A	Vermont	60 44					
				283	A	Richmond	58 35	263	A	Hofstra	61 49					
				83	H	Penn	39 55	53	A	Northeastern	61 59					
				234	H	Gardner-Webb	65 48	192	A	Delaware	57 40					
				82	N	Wright St.	63 71	58	H	James Madison	35 51					
				340	A	Manhattan	53 39	276	A	La Salle	58 43					

Non-Div I Games:

Drexel



Duke

Average RPI Win:158

Average RPI Loss:41

WON-LOST RECORD

WINNING PCT. RANK

LAST 10 GAMES

STRENGTH OF SCHEDULE

OPP. STRENGTH OF SCHEDULE

TEAM RPI

ADJ. RPI

CONF. RPI

ADJ CONF. RPI

DIV. I ONLY

DIV. I NON-CONF.

8- 9

8- 4

189

91

4-6

0- 1

6

46

52

73

51

42

51

42

1

1

TOTALS

RPI 1-25

RPI 26-50

W-L RECORDS

RPI 51-100

RPI 101-150

RPI 150+

8- 9

0- 3

0- 4

OVERALL

2- 1

1- 1

5- 0

5- 2

0- 1

0- 1

HOME

1- 0

1- 0

3- 0

2- 5

0- 2

0- 2

AWAY

1- 1

0- 0

1- 0

1- 2

0- 0

0- 1

NEUTRAL

0- 0

0- 1

1- 0

8- 4

0- 0

0- 2

NON-CONFERENCE

2- 1

1- 1

5- 0

5- 0

0- 0

0- 0

HOME

1- 0

1- 0

3- 0

2- 2

0- 0

0- 1

AWAY

1- 1

0- 0

1- 0

1- 2

0- 0

0- 1

NEUTRAL

0- 0

0- 1

1- 0

0- 5

0- 3

0- 2

CONFERENCE

0- 0

0- 0

0- 0

0- 2

0- 1

0- 1

HOME

0- 0

0- 0

0- 0

0- 3

0- 2

0- 1

AWAY

0- 0

0- 0

0- 0

0- 0

0- 0

0- 0

NEUTRAL

0- 0

0- 0

0- 0

RPI 1-25

RPI 26-50

RPI 51-100

Team's RPI: 51

RPI 101+

RPI S Opponent Score

5 H Louisville 51 73

8 A NC State 51 63

22 A Florida St. 62 66

RPI S Opponent Score

32 N Missouri 54 62

33 A Georgia Tech 64 70

36 H Miami (FL) 50 58

42 A Oregon St. 57 71

RPI S Opponent Score

70 A Maine 66 63

80 A Northwestern 58 84

81 H FGCU 57 41

RPI S Opponent Score

111 N Washington 64 71

126 H Marist 64 56

161 A Wisconsin 60 53

188 N Ball St. 79 62

190 H Elon 81 64

221 H East Carolina 83 66

226 H UNLV 66 38

LAST 12 Division I GAMES:

5 H Louisville 51 73

8 A NC State 51 63

81 H FGCU 57 41

221 H East Carolina 83 66

42 A Oregon St. 57 71

226 H UNLV 66 38

32 N Missouri 54 62

188 N Ball St. 79 62

22 A Florida St. 62 66

36 H Miami (FL) 50 58

33 A Georgia Tech 64 70

126 H Marist 64 56

Non-Div I Games:

Duke

Loss,

Non-Conf,S Site,

Home

Away

N Neutral

Page 73

Non-Div I Games:

Duke

D  
u  
q  
u  
e  
s  
n  
e

Duquesne				Through Games Of Jan. 20, 2019							
Average RPI	Win:	214	WON-LOST	WINNING	LAST 10	STRENGTH OF	OPP. STRENGTH	TEAM	ADJ.	CONF.	ADJ CONF.
Average RPI	Loss:	88	RECORD	PCT. RANK	GAMES	SCHEDULE	OF SCHEDULE	RPI	RPI	RPI	RPI
DIV. I ONLY			10- 8	143	6-4	185	72	147	147	17	17
DIV. I NON-CONF.			6- 7	172	0- 0	106	29	129	129	17	17
-----											
TOTALS		RPI 1-25	RPI 26-50		W-L RECORDS		RPI 51-100	RPI 101-150		RPI 150+	
10- 8		0- 3	0- 0		OVERALL		1- 3	1- 1		8- 1	
5- 3		0- 1	0- 0		HOME		0- 1	0- 1		5- 0	
5- 3		0- 1	0- 0		AWAY		1- 2	1- 0		3- 0	
0- 2		0- 1	0- 0		NEUTRAL		0- 0	0- 0		0- 1	
6- 7		0- 3	0- 0		NON-CONFERENCE		1- 3	1- 0		4- 1	
3- 2		0- 1	0- 0		HOME		0- 1	0- 0		3- 0	
3- 3		0- 1	0- 0		AWAY		1- 2	1- 0		1- 0	
0- 2		0- 1	0- 0		NEUTRAL		0- 0	0- 0		0- 1	
4- 1		0- 0	0- 0		CONFERENCE		0- 0	0- 1		4- 0	
2- 1		0- 0	0- 0		HOME		0- 0	0- 1		2- 0	
2- 0		0- 0	0- 0		AWAY		0- 0	0- 0		2- 0	
0- 0		0- 0	0- 0		NEUTRAL		0- 0	0- 0		0- 0	

RPI 1-25				RPI 26-50				RPI 51-100				RPI 101+ Team's RPI: 147			
RPI	S	Opponent	Score	RPI	S	Opponent	Score	RPI	S	Opponent	Score	RPI	S	Opponent	Score
6	N	Syracuse	71 87					61	A	TCU	48 61	113	A	Penn St.	64 58
17	H	UCF	63 71					76	A	Kent St.	77 72	148	H	Davi dson	47 62
23	A	Texas	41 78					88	H	Pi ttsburgh	58 66	200	A	George Mason	60 57
								95	A	Toledo	52 65	231	H	Temple	54 53
												233	A	Saint Francis (PA)	93 73
												236	H	ETSU	66 58
												238	A	St. Bonaventure	60 54
												250	H	Mt. St. Mary's	73 64
												264	N	Liberty	51 55
												277	H	Saint Joseph's	81 73
												283	H	Ri chmond	80 54
-----															
LAST 12 Division I GAMES:															
231	H	Temple	54 53	283	H	Ri chmond	80 54								
88	H	Pittsburgh	58 66	277	H	Saint Joseph's	81 73								
264	N	Liberty	51 55	200	A	George Mason	60 57								
6	N	Syracuse	71 87	148	H	Davi dson	47 62								
236	H	ETSU	66 58	238	A	St. Bonaventure	60 54								
17	H	UCF	63 71	113	A	Penn St.	64 58								

Non-Di v I Games:

Duquesne

D  
u  
q  
u  
e  
s  
n  
e

Average RPI Win:	223	WON-LOST	WINNING	LAST 10	STRENGTH OF	OPP. STRENGTH	TEAM	ADJ.	CONF.	ADJ CONF.
Average RPI Loss:	113	RECORD	PCT. RANK	GAMES	SCHEDULE	OF SCHEDULE	RPI	RPI	RPI	RPI
DIV. I ONLY	4- 15	307	3-7	62	153	236	236	24	24	
DIV. I NON-CONF.	2- 14	319	0- 2	47	125	253	253	25	25	
-----										
TOTALS	RPI 1-25	RPI 26-50	W-L RECORDS	RPI 51-100	RPI 101-150	RPI 150+				
4- 15	0- 2	0- 2	OVERALL	0- 1	1- 7	3- 3				
4- 4	0- 0	0- 0	HOME	0- 1	1- 1	3- 2				
0- 8	0- 0	0- 2	AWAY	0- 0	0- 5	0- 1				
0- 3	0- 2	0- 0	NEUTRAL	0- 0	0- 1	0- 0				
2- 14	0- 2	0- 2	NON-CONFERENCE	0- 1	1- 6	1- 3				
2- 4	0- 0	0- 0	HOME	0- 1	1- 1	1- 2				
0- 7	0- 0	0- 2	AWAY	0- 0	0- 4	0- 1				
0- 3	0- 2	0- 0	NEUTRAL	0- 0	0- 1	0- 0				
2- 1	0- 0	0- 0	CONFERENCE	0- 0	0- 1	2- 0				
2- 0	0- 0	0- 0	HOME	0- 0	0- 0	2- 0				
0- 1	0- 0	0- 0	AWAY	0- 0	0- 1	0- 0				
0- 0	0- 0	0- 0	NEUTRAL	0- 0	0- 0	0- 0				

RPI 1-25				RPI 26-50				RPI 51-100				RPI 101+ Team's RPI: 236			
RPI	S	Opponent	Score	RPI	S	Opponent	Score	RPI	S	Opponent	Score	RPI	S	Opponent	Score
16	N	Rutgers	44 68	28	A	Michigan St.	53 75	85	H	Troy	66 84	109	H	Appalachian St.	95 64
21	N	South Carolina	55 101	39	A	Tennessee	61 80					110	N	Western Ky.	68 82
												114	A	Cincinnati	64 77
												117	H	Houston	77 84
												130	A	Chattanooga	67 76
												138	A	Radford	64 79
												143	A	South Alabama	74 81
												147	A	Duquesne	58 66
												156	H	High Point	65 73
												194	A	UNC Asheville	55 56
												245	H	Furman	75 70
												264	H	Liberty	86 89
												267	H	N.C. A&T	61 56
												272	H	Wofford	92 79
LAST 12 Division I GAMES:															
156	H	High Point	65 73	16	N	Rutgers	44 68								
39	A	Tennessee	61 80	110	N	Western Ky.	68 82								
147	A	Duquesne	58 66	272	H	Wofford	92 79								
267	H	N.C. A&T	61 56	245	H	Furman	75 70								
194	A	UNC Asheville	55 56	130	A	Chattanooga	67 76								
264	H	Liberty	86 89	117	H	Houston	77 84								

Non-Div I Games:

ETSU

Average RPI Win:	277	WON-LOST	WINNING	LAST 10	STRENGTH OF	OPP. STRENGTH	TEAM	ADJ.	CONF.	ADJ CONF.
Average RPI Loss:	138	RECORD	PCT. RANK	GAMES	SCHEDULE	OF SCHEDULE	RPI	RPI	RPI	RPI
DIV. I ONLY	10- 7	124	5-5	302	249	221	221	9	9	
DIV. I NON-CONF.	9- 4	85	0- 0	324	276	207	207	9	9	
-----										
TOTALS	RPI 1-25	RPI 26-50	W-L RECORDS	RPI 51-100	RPI 101-150	RPI 150+				
10- 7	0- 0	0- 0	OVERALL	0- 2	1- 2	9- 3				
8- 2	0- 0	0- 0	HOME	0- 0	1- 2	7- 0				
0- 5	0- 0	0- 0	AWAY	0- 2	0- 0	0- 3				
2- 0	0- 0	0- 0	NEUTRAL	0- 0	0- 0	2- 0				
9- 4	0- 0	0- 0	NON-CONFERENCE	0- 1	1- 1	8- 2				
7- 1	0- 0	0- 0	HOME	0- 0	1- 1	6- 0				
0- 3	0- 0	0- 0	AWAY	0- 1	0- 0	0- 2				
2- 0	0- 0	0- 0	NEUTRAL	0- 0	0- 0	2- 0				
1- 3	0- 0	0- 0	CONFERENCE	0- 1	0- 1	1- 1				
1- 1	0- 0	0- 0	HOME	0- 0	0- 1	1- 0				
0- 2	0- 0	0- 0	AWAY	0- 1	0- 0	0- 1				
0- 0	0- 0	0- 0	NEUTRAL	0- 0	0- 0	0- 0				

RPI 1-25				RPI 26-50				RPI 51-100				RPI 101+ Team's RPI: 221					
RPI	S	Opponent	Score	RPI	S	Opponent	Score	RPI	S	Opponent	Score	RPI	S	Opponent	Score		
								51	A	Duke	66	83	115	H	UNCW	68	71
								87	A	Tulane	57	68	119	H	Wake Forest	70	61
													135	H	Tulsa	55	75
													155	A	William & Mary	43	63
													167	A	Charlotte	46	52
													246	H	UMES	84	69
													248	H	Monmouth	73	67
													254	A	Memphis	46	58
													264	H	Liberty	66	63
													274	H	Wichita St.	78	56
													296	H	Kennesaw St.	68	56
													300	N	South Carolina St.	71	63
													337	H	Grand Canyon	59	47
													339	H	USC Upstate	63	53
													344	N	Longwood	61	52
LAST 12 Division I GAMES:																	
				51	A	Duke	66	83	254	A	Memphis	46	58				
				300	N	South Carolina St.	71	63	135	H	Tulsa	55	75				
				344	N	Longwood	61	52	274	H	Wichita St.	78	56				
				339	H	USC Upstate	63	53	87	A	Tulane	57	68				
				264	H	Liberty	66	63	115	H	UNCW	68	71				
				167	A	Charlotte	46	52	155	A	William & Mary	43	63				

Non-Div I Games:

East Carolina

Average RPI Win:	230	WON-LOST	WINNING	LAST 10	STRENGTH OF	OPP. STRENGTH	TEAM	ADJ.	CONF.	ADJ CONF.
Average RPI Loss:	175	RECORD	PCT. RANK	GAMES	SCHEDULE	OF SCHEDULE	RPI	RPI	RPI	RPI
DIV. I ONLY	5- 9	243	4-6	178	319	249	249	22	22	
DIV. I NON-CONF.	3- 5	227	0- 0	184	268	215	215	20	20	
-----										
TOTALS	RPI 1-25	RPI 26-50	W-L RECORDS	RPI 51-100	RPI 101-150	RPI 150+				
5- 9	0- 1	0- 0	OVERALL	0- 1	1- 1	4- 6				
4- 2	0- 0	0- 0	HOME	0- 0	1- 0	3- 2				
0- 7	0- 1	0- 0	AWAY	0- 1	0- 1	0- 4				
1- 0	0- 0	0- 0	NEUTRAL	0- 0	0- 0	1- 0				
3- 5	0- 1	0- 0	NON-CONFERENCE	0- 1	0- 0	3- 3				
2- 0	0- 0	0- 0	HOME	0- 0	0- 0	2- 0				
0- 5	0- 1	0- 0	AWAY	0- 1	0- 0	0- 3				
1- 0	0- 0	0- 0	NEUTRAL	0- 0	0- 0	1- 0				
2- 4	0- 0	0- 0	CONFERENCE	0- 0	1- 1	1- 3				
2- 2	0- 0	0- 0	HOME	0- 0	1- 0	1- 2				
0- 2	0- 0	0- 0	AWAY	0- 0	0- 1	0- 1				
0- 0	0- 0	0- 0	NEUTRAL	0- 0	0- 0	0- 0				

RPI 1-25				RPI 26-50				RPI 51-100				RPI 101+				Team's RPI: 249
RPI	S	Opponent	Score	RPI	S	Opponent	Score	RPI	S	Opponent	Score	RPI	S	Opponent	Score	
20	A	Butler	37 72					94	A	Northern Ill.	59 78	108	A	Tennessee Tech	88 99	
												140	H	UT Martin	77 71	
												158	H	Indiana St.	63 39	
												166	A	Southern Ill.	59 73	
												171	A	Bradley	64 67	
												196	A	Jacksonville St.	49 78	
												199	H	SIUE	56 65	
												235	N	Western Ill.	64 62	
												281	H	Murray St.	75 67	
												307	A	Valparaiso	60 62	
												312	H	Austin Peay	60 73	
												338	H	Purdue Fort Wayne	72 63	
LAST 12 Division I GAMES:																
140	H	UT Martin	77 71	312	H	Austin Peay	60 73									
158	H	Indiana St.	63 39	281	H	Murray St.	75 67									
94	A	Northern Ill.	59 78	108	A	Tennessee Tech	88 99									
166	A	Southern Ill.	59 73	196	A	Jacksonville St.	49 78									
235	N	Western Ill.	64 62	199	H	SIUE	56 65									
307	A	Valparaiso	60 62	171	A	Bradley	64 67									

Non-Div I Games: Lincoln Christian 97 34 Eureka 104 48 Oakland City 102 43

Eastern III.

Average RPI Win: 0  
Average RPI Loss: 171

WON-LOST  
RECORD

WINNING  
PCT. RANK

LAST 10  
GAMES

STRENGTH OF  
SCHEDULE

OPP. STRENGTH  
OF SCHEDULE

TEAM  
RPI

ADJ.  
RPI

CONF.  
RPI

ADJ CONF.  
RPI

DIV. I ONLY  
DIV. I NON-CONF.

0- 15  
0- 9

349  
336

2-8  
0- 1

109  
19

301  
314

324  
266

324  
266

22  
20

22  
20

TOTALS

RPI 1-25

RPI 26-50

W-L RECORDS

RPI 51-100

RPI 101-150

RPI 150+

0- 15

0- 1

0- 1

OVERALL

0- 2

0- 3

0- 8

0- 4

0- 0

0- 0

HOME

0- 0

0- 1

0- 3

0- 9

0- 0

0- 1

AWAY

0- 2

0- 1

0- 5

0- 2

0- 1

0- 0

NEUTRAL

0- 0

0- 1

0- 0

0- 9

0- 1

0- 1

NON-CONFERENCE

0- 1

0- 2

0- 4

0- 2

0- 0

0- 0

HOME

0- 0

0- 0

0- 2

0- 5

0- 0

0- 1

AWAY

0- 1

0- 1

0- 2

0- 2

0- 1

0- 0

NEUTRAL

0- 0

0- 1

0- 0

0- 6

0- 0

0- 0

CONFERENCE

0- 1

0- 1

0- 4

0- 2

0- 0

0- 0

HOME

0- 0

0- 1

0- 1

0- 4

0- 0

0- 0

AWAY

0- 1

0- 0

0- 3

0- 0

0- 0

0- 0

NEUTRAL

0- 0

0- 0

0- 0

RPI 1-25

RPI 26-50

RPI 51-100

RPI 101+

Team's RPI: 324

RPI S Opponent Score  
22 N Florida St. 45 62

RPI S Opponent Score  
38 A Ohio 60 100

RPI S Opponent Score  
73 A Belmont 43 69  
97 A Miami (OH) 44 60

RPI S Opponent Score  
102 A West Virginia 29 78  
102 N West Virginia 39 81  
140 H UT Martin 61 87  
180 A Akron 54 63  
200 H George Mason 75 91  
206 H Saint Louis 43 70  
218 H Southeast Mo. St. 42 52  
281 A Murray St. 63 81  
293 A Western Mich. 53 64  
305 A Tennessee St. 38 60  
312 A Austin Peay 65 100

LAST 12 Division I GAMES:

281 A Murray St. 63 81 102 N West Virginia 39 81  
312 A Austin Peay 65 100 218 H Southeast Mo. St. 42 52  
102 A West Virginia 29 78 140 H UT Martin 61 87  
200 H George Mason 75 91 293 A Belmont 43 69  
180 A Akron 54 63 305 A Tennessee St. 38 60  
293 A Western Mich. 53 64 22 N Florida St. 45 62

Non-Div I Games:

Brescia

70 41

Ky. Christian

90 35

Eastern Ky.

Loss, Non-Conf, S Site, H Home A Away N Neutral

Average RPI Win:	284	WON-LOST	WINNING	LAST 10	STRENGTH OF	OPP. STRENGTH	TEAM	ADJ.	CONF.	ADJ CONF.
Average RPI Loss:	95	RECORD	PCT. RANK	GAMES	SCHEDULE	OF SCHEDULE	RPI	RPI	RPI	RPI
DIV. I ONLY	8- 7	148	5-5	225	230	184	184	8	8	
DIV. I NON-CONF.	6- 4	125	0- 0	336	236	247	247	8	8	
-----										
TOTALS	RPI 1-25	RPI 26-50	W-L RECORDS	RPI 51-100	RPI 101-150	RPI 150+				
8- 7	0- 2	0- 2	OVERALL	0- 1	0- 0	8- 2				
5- 1	0- 0	0- 1	HOME	0- 0	0- 0	5- 0				
3- 3	0- 0	0- 1	AWAY	0- 1	0- 0	3- 1				
0- 3	0- 2	0- 0	NEUTRAL	0- 0	0- 0	0- 1				
6- 4	0- 2	0- 0	NON-CONFERENCE	0- 0	0- 0	6- 2				
4- 0	0- 0	0- 0	HOME	0- 0	0- 0	4- 0				
2- 1	0- 0	0- 0	AWAY	0- 0	0- 0	2- 1				
0- 3	0- 2	0- 0	NEUTRAL	0- 0	0- 0	0- 1				
2- 3	0- 0	0- 2	CONFERENCE	0- 1	0- 0	2- 0				
1- 1	0- 0	0- 1	HOME	0- 0	0- 0	1- 0				
1- 2	0- 0	0- 1	AWAY	0- 1	0- 0	1- 0				
0- 0	0- 0	0- 0	NEUTRAL	0- 0	0- 0	0- 0				

RPI 1-25				RPI 26-50				RPI 51-100				RPI 101+				Team's RPI: 184
RPI	S	Opponent	Score	RPI	S	Opponent	Score	RPI	S	Opponent	Score	RPI	S	Opponent	Score	
13	N	Iowa St.	59 85	35	H	Buffalo	84 91	76	A	Kent St.	64 71	164	A	Illinois	66 72	
20	N	Butler	63 73	38	A	Ohio	44 85					180	A	Akron	72 60	
												182	H	Illinois St.	50 41	
												268	H	Cleveland St.	69 63	
												293	H	Western Mich.	64 61	
												320	N	UNC Greensboro	44 49	
												328	H	Detroit Mercy	60 53	
												335	H	UIC	52 38	
												338	A	Purdue Fort Wayne	87 72	
												344	A	Longwood	64 45	
-----																
LAST 12 Division I GAMES:																
20	N	Butler	63 73	38	A	Ohio	44 85	180	A	Akron	72 60	293	H	Western Mich.	64 61	
320	N	UNC Greensboro	44 49	76	A	Kent St.	64 71	35	H	Buffalo	84 91	328	H	Detroit Mercy	60 53	
344	A	Longwood	64 45	164	A	Illinois	66 72	335	H	UIC	52 38	338	A	Purdue Fort Wayne	87 72	
338	A	Purdue Fort Wayne	87 72													
328	H	Detroit Mercy	60 53													
164	A	Illinois	66 72													

Non-Div I Games: Northwood 53 39

Eastern Mich.

Average RPI		Winn: 200	WON-LOST	WINNING	LAST 10	STRENGTH OF		OPP. STRENGTH	TEAM	ADJ.	CONF.	ADJ CONF.
Loss: 105			RECORD	PCT. RANK	GAMES	SCHEDULE		OF SCHEDULE	RPI	RPI	RPI	RPI
DIV. I	ONLY		3- 11	303	3-7	39		155	177	177	15	15
DIV. I	NON-CONF.		0- 8	336	0- 0	8		168	219	219	12	12
TOTALS		RPI 1-25		RPI 26-50		W-L RECORDS		RPI 51-100	RPI 101-150		RPI 150+	
3- 11	0- 2		0- 2		OVERALL		0- 1	1- 4		2- 2		
0- 4	0- 1		0- 1		HOME		0- 0	0- 2		0- 0		
3- 5	0- 1		0- 0		AWAY		0- 1	1- 2		2- 1		
0- 2	0- 0		0- 1		NEUTRAL		0- 0	0- 0		0- 1		
0- 8	0- 2		0- 2		NON-CONFERENCE		0- 1	0- 1		0- 2		
0- 3	0- 1		0- 1		HOME		0- 0	0- 1		0- 0		
0- 3	0- 1		0- 0		AWAY		0- 1	0- 0		0- 1		
0- 2	0- 0		0- 1		NEUTRAL		0- 0	0- 0		0- 1		
3- 3	0- 0		0- 0		CONFERENCE		0- 0	1- 3		2- 0		
0- 1	0- 0		0- 0		HOME		0- 0	0- 1		0- 0		
3- 2	0- 0		0- 0		AWAY		0- 0	1- 2		2- 0		
0- 0	0- 0		0- 0		NEUTRAL		0- 0	0- 0		0- 0		

RPI 1-25					
RPI	S	Opponent	Score		
10	H	Gonzaga	51	63	
19	A	BYU	65	80	
RPI 26-50					
RPI	S	Opponent	Score		
40	H	Utah	51	95	
42	N	Oregon St.	45	93	
RPI 51-100					
RPI	S	Opponent	Score		
60	A	Boise St.	55	67	
RPI 101+					
RPI	S	Opponent	Score		
107	H	Northern Colo.	62	67	
120	A	Idaho St.	48	63	
131	A	Idaho	68	84	
132	H	Fresno St.	58	68	
144	A	Montana	68	62	
153	A	Montana St.	89	87	
185	N	UC Riverside	45	57	
303	A	Weber St.	64	58	
306	A	Cal Poly	55	59	
Team's RPI: 177					
LAST 12 Division I GAMES:					
303	A	Weber St.	64	58	
185	N	UC Riverside	45	57	
42	N	Oregon St.	45	93	
60	A	Boise St.	55	67	
132	H	Fresno St.	58	68	
306	A	Cal Poly	55	59	
153	A	Montana St.	89	87	
144	A	Montana	68	62	
107	H	Northern Colo.	62	67	
131	A	Idaho	68	84	
120	A	Idaho St.	48	63	
40	H	Utah	51	95	

Non-Div I Games:	Eastern Ore.	66	45
------------------	--------------	----	----

Eastern Wash.

■ Loss, ■ Non-Conf, S Site, H Home A Away N Neutral



E  
l  
o  
n

El on				Through Games Of Jan. 20, 2019								
Average RPI	Win:	255	WON-LOST	WINNING	LAST 10	STRENGTH OF	OPP. STRENGTH	TEAM	ADJ.	CONF.	ADJ CONF.	
Average RPI	Loss:	107	RECORD	PCT. RANK	GAMES	SCHEDULE	OF SCHEDULE	RPI	RPI	RPI	RPI	
DIV. I ONLY			6- 9	225	5-5	141	196	190	190	10	10	
DIV. I NON-CONF.			4- 6	212	0- 0	141	205	200	200	13	13	
-----												
TOTALS	RPI	1-25		RPI	26-50	W-L RECORDS	RPI	51-100	RPI	101-150	RPI	150+
6- 9		0- 0			0- 2	OVERALL		0- 2		1- 3		5- 2
3- 4		0- 0			0- 2	HOME		0- 0		1- 2		2- 0
3- 5		0- 0			0- 0	AWAY		0- 2		0- 1		3- 2
0- 0		0- 0			0- 0	NEUTRAL		0- 0		0- 0		0- 0
4- 6		0- 0			0- 2	NON-CONFERENCE		0- 1		1- 2		3- 1
2- 3		0- 0			0- 2	HOME		0- 0		1- 1		1- 0
2- 3		0- 0			0- 0	AWAY		0- 1		0- 1		2- 1
0- 0		0- 0			0- 0	NEUTRAL		0- 0		0- 0		0- 0
2- 3		0- 0			0- 0	CONFERENCE		0- 1		0- 1		2- 1
1- 1		0- 0			0- 0	HOME		0- 0		0- 1		1- 0
1- 2		0- 0			0- 0	AWAY		0- 1		0- 0		1- 1
0- 0		0- 0			0- 0	NEUTRAL		0- 0		0- 0		0- 0

E  
l  
o  
n

RPI 1-25				RPI 26-50				RPI 51-100				RPI 101+ Team's RPI: 190			
RPI	S	Opponent	Score	RPI	S	Opponent	Score	RPI	S	Opponent	Score	RPI	S	Opponent	Score
				45	H	North Carolina	69 100	51	A	Duke	64 81	109	A	Appalachian St.	62 65
				47	H	Auburn	44 96	53	A	Northeastern	71 79	115	H	UNCW	70 75
												126	H	Marist	57 61
												148	H	Davidson	73 72
												155	A	William & Mary	60 65
												208	A	Hampton	77 62
												263	A	Hofstra	77 64
												266	A	Winthrop	57 58
												267	H	N. C. A&T	73 64
												294	H	Col. of Charleston	76 68
												348	A	N. C. Central	83 54
LAST 12 Division I GAMES:															
				47	H	Auburn	44 96	155	A	William & Mary	60 65				
				267	H	N. C. A&T	73 64	115	H	UNCW	70 75				
				266	A	Winthrop	57 58	294	H	Col. of Charleston	76 68				
				148	H	Davidson	73 72	263	A	Hofstra	77 64				
				208	A	Hampton	77 62	53	A	Northeastern	71 79				
				126	H	Marist	57 61	109	A	Appalachian St.	62 65				

Non-Div I Games: Chowan 88 74

E  
l  
o  
n

Loss, Non-Conf, S Site, H Home A Away N Neutral

Average RPI Win:	327	WON-LOST	WINNING	LAST 10	STRENGTH OF	OPP. STRENGTH	TEAM	ADJ.	CONF.	ADJ CONF.
Average RPI Loss:	211	RECORD	PCT. RANK	GAMES	SCHEDULE	OF SCHEDULE	RPI	RPI	RPI	RPI

DIV. I ONLY	2- 15	333	1-9	309	332	343	343	12	12
DIV. I NON-CONF.	2- 9	297	0- 0	341	335	348	348	14	14
-----									
TOTALS	RPI 1-25	RPI 26-50	W-L RECORDS	RPI 51-100	RPI 101-150	RPI 150+			
2- 15	0- 0	0- 0	OVERALL	0- 2	0- 0	2- 13			
1- 6	0- 0	0- 0	HOME	0- 0	0- 0	1- 6			
1- 9	0- 0	0- 0	AWAY	0- 2	0- 0	1- 7			
0- 0	0- 0	0- 0	NEUTRAL	0- 0	0- 0	0- 0			
2- 9	0- 0	0- 0	NON-CONFERENCE	0- 1	0- 0	2- 8			
1- 4	0- 0	0- 0	HOME	0- 0	0- 0	1- 4			
1- 5	0- 0	0- 0	AWAY	0- 1	0- 0	1- 4			
0- 0	0- 0	0- 0	NEUTRAL	0- 0	0- 0	0- 0			
0- 6	0- 0	0- 0	CONFERENCE	0- 1	0- 0	0- 5			
0- 2	0- 0	0- 0	HOME	0- 0	0- 0	0- 2			
0- 4	0- 0	0- 0	AWAY	0- 1	0- 0	0- 3			
0- 0	0- 0	0- 0	NEUTRAL	0- 0	0- 0	0- 0			

RPI 1-25	RPI 26-50	RPI 51-100	RPI 101+	Team's RPI: 343
RPI S Opponent Score	RPI S Opponent Score	RPI S Opponent Score	RPI S Opponent Score	
		86 A Dayton 30 69	161 A Wisconsin 60 96	
		92 A Missouri St. 66 88	165 A Morehead St. 63 85	
			166 A Southern Ill. 47 67	
			171 H Bradley 68 75	
			182 H Illinois St. 61 72	
			199 H SIUE 45 54	
			218 H Southeast Mo. St. 50 54	
			220 A Loyola Chi cago 56 61	
			237 A Marshall 65 72	
			281 A Murray St. 53 81	
			307 A Valparaiso 49 93	
			312 H Austin Peay 56 52	
			335 H UIC 54 62	
			338 H Purdue Fort Wayne 66 72	
			341 A Chicago St. 67 58	
LAST 12 Division I GAMES:				
166 A Southern Ill. 47 67	307 A Valparaiso 49 93			
161 A Wisconsin 60 96	220 A Loyola Chi cago 56 61			
312 H Austin Peay 56 52	182 H Illinois St. 61 72			
86 A Dayton 30 69	171 H Bradley 68 75			
218 H Southeast Mo. St. 50 54	92 A Missouri St. 66 88			
335 H UIC 54 62	165 A Morehead St. 63 85			

Non-Div I Games:

Average RPI Win:	231	WON-LOST	WINNING	LAST 10	STRENGTH OF	OPP. STRENGTH	TEAM	ADJ.	CONF.	ADJ CONF.
Average RPI Loss:	58	RECORD	PCT. RANK	GAMES	SCHEDULE	OF SCHEDULE	RPI	RPI	RPI	RPI
DIV. I ONLY	11- 4	53	8-2	173	165	81	81	25	25	
DIV. I NON-CONF.	7- 4	109	0- 0	154	76	100	100	27	27	
-----										
TOTALS	RPI 1-25	RPI 26-50	W-L RECORDS	RPI 51-100	RPI 101-150	RPI 150+				
11- 4	0- 2	0- 0	OVERALL	0- 1	2- 0	9- 1				
5- 1	0- 0	0- 0	HOME	0- 0	1- 0	4- 1				
5- 2	0- 1	0- 0	AWAY	0- 1	0- 0	5- 0				
1- 1	0- 1	0- 0	NEUTRAL	0- 0	1- 0	0- 0				
7- 4	0- 2	0- 0	NON-CONFERENCE	0- 1	2- 0	5- 1				
4- 1	0- 0	0- 0	HOME	0- 0	1- 0	3- 1				
2- 2	0- 1	0- 0	AWAY	0- 1	0- 0	2- 0				
1- 1	0- 1	0- 0	NEUTRAL	0- 0	1- 0	0- 0				
4- 0	0- 0	0- 0	CONFERENCE	0- 0	0- 0	4- 0				
1- 0	0- 0	0- 0	HOME	0- 0	0- 0	1- 0				
3- 0	0- 0	0- 0	AWAY	0- 0	0- 0	3- 0				
0- 0	0- 0	0- 0	NEUTRAL	0- 0	0- 0	0- 0				

RPI 1-25				RPI 26-50				RPI 51-100 Team's RPI: 81				RPI 101+			
RPI	S	Opponent	Score	RPI	S	Opponent	Score	RPI	S	Opponent	Score	RPI	S	Opponent	Score
4	N	Stanford	65 88					51	A	Duke	41 57	117	H	Houston	76 71
25	A	South Dakota St.	62 80									129	N	American	90 71
												152	H	UAB	60 62
												157	A	North Ala.	68 52
												170	H	Abilene Christian	81 65
												233	A	Saint Francis (PA)	83 69
												264	H	Liberty	68 50
												270	A	Hawaii	73 67
												291	A	North Florida	105 66
												296	A	Kennesaw St.	69 46
												301	H	Coppin St.	93 61
												311	H	FIU	100 58
LAST 12 Division I GAMES:															
152	H	UAB	60 62	296	A	Kennesaw St.	69 46								
301	H	Coppin St.	93 61	291	A	North Florida	105 66								
170	H	Abilene Christian	81 65	157	A	North Ala.	68 52								
233	A	Saint Francis (PA)	83 69	264	H	Liberty	68 50								
117	H	Houston	76 71	51	A	Duke	41 57								
129	N	American	90 71	270	A	Hawaii	73 67								

Non-Div I Games: Fla. Memorial 99 68 Johnson &amp; Wales (FL) 109 64

FGCU

Average RPI Win:	342	WON-LOST	WINNING	LAST 10	STRENGTH OF	OPP. STRENGTH	TEAM	ADJ.	CONF.	ADJ CONF.
Average RPI Loss:	163	RECORD	PCT. RANK	GAMES	SCHEDULE	OF SCHEDULE	RPI	RPI	RPI	RPI
DIV. I ONLY	3- 15	319	1-9	129	340	311	311	16	16	
DIV. I NON-CONF.	3- 9	271	0- 1	247	347	332	332	19	19	
-----										
TOTALS	RPI 1-25	RPI 26-50	W-L RECORDS	RPI 51-100	RPI 101-150	RPI 150+				
3- 15	0- 0	0- 1	OVERALL	0- 3	0- 2	3- 9				
3- 10	0- 0	0- 1	HOME	0- 1	0- 2	3- 6				
0- 5	0- 0	0- 0	AWAY	0- 2	0- 0	0- 3				
0- 0	0- 0	0- 0	NEUTRAL	0- 0	0- 0	0- 0				
3- 9	0- 0	0- 1	NON-CONFERENCE	0- 1	0- 1	3- 6				
3- 6	0- 0	0- 1	HOME	0- 0	0- 1	3- 4				
0- 3	0- 0	0- 0	AWAY	0- 1	0- 0	0- 2				
0- 0	0- 0	0- 0	NEUTRAL	0- 0	0- 0	0- 0				
0- 6	0- 0	0- 0	CONFERENCE	0- 2	0- 1	0- 3				
0- 4	0- 0	0- 0	HOME	0- 1	0- 1	0- 2				
0- 2	0- 0	0- 0	AWAY	0- 1	0- 0	0- 1				
0- 0	0- 0	0- 0	NEUTRAL	0- 0	0- 0	0- 0				

RPI	S	Opponent	Score	RPI	S	Opponent	Score	RPI	S	Opponent	Score	RPI	S	Opponent	Score	Team's RPI: 311
36	H	Miami (FL)	43 94	55	A	Old Dominion	68 95	110	H	Western Ky.	82 94	143	H	South Alabama	77 84	
				69	H	Middle Tenn.	43 49	152	H	UAB	59 83	167	A	Charlotte	54 69	
				81	A	FGCU	58 100	176	H	Georgia St.	61 67	203	H	Jacksonville	62 73	
								223	H	Howard	62 89	237	H	Marshall	58 86	
								243	H	Campbell	54 59	252	A	Bethune-Cookman	57 68	
								291	A	North Florida	53 62	329	H	Morgan St.	59 50	
								346	H	Florida A&M	77 54	350	H	Alcorn	75 40	
-----																
LAST 12 Division I GAMES:																
167	A	Charlotte	54 69	143	H	South Alabama	77 84	243	H	Campbell	54 59					
152	H	UAB	59 83	237	H	Marshall	58 86	110	H	Western Ky.	82 94					
69	H	Middle Tenn.	43 49	55	A	Old Dominion	68 95	291	A	North Florida	53 62					
203	H	Jacksonville	62 73													
350	H	Alcorn	75 40													
223	H	Howard	62 89													

Non-Div I Games: Palm Beach Atl. 63 66

FIU

Average RPI Win: 323		WON-LOST RECORD	WINNING PCT. RANK	LAST 10 GAMES	STRENGTH OF SCHEDULE	OPP. STRENGTH OF SCHEDULE	TEAM RPI	ADJ. RPI	CONF. RPI	ADJ. CONF. RPI
Average RPI Loss: 181										
DIV. I ONLY		3- 14	316	1-9	223	324	313	313	27	27
DIV. I NON-CONF.		3- 8	267	0- 0	251	326	295	295	28	28
TOTALS		RPI 1-25	RPI 26-50	W-L RECORDS		RPI 51-100	RPI 101-150	RPI 150+		
3- 14	0- 0		0- 0	OVERALL		0- 3	0- 1	3- 10		
1- 4	0- 0		0- 0	HOME		0- 1	0- 1	1- 2		
1- 7	0- 0		0- 0	AWAY		0- 1	0- 0	1- 6		
1- 3	0- 0		0- 0	NEUTRAL		0- 1	0- 0	1- 2		
3- 8	0- 0		0- 0	NON-CONFERENCE		0- 2	0- 0	3- 6		
1- 2	0- 0		0- 0	HOME		0- 1	0- 0	1- 1		
1- 3	0- 0		0- 0	AWAY		0- 0	0- 0	1- 3		
1- 3	0- 0		0- 0	NEUTRAL		0- 1	0- 0	1- 2		
0- 6	0- 0		0- 0	CONFERENCE		0- 1	0- 1	0- 4		
0- 2	0- 0		0- 0	HOME		0- 0	0- 1	0- 1		
0- 4	0- 0		0- 0	AWAY		0- 1	0- 0	0- 3		
0- 0	0- 0		0- 0	NEUTRAL		0- 0	0- 0	0- 0		

[illegible]

### Non-Div I Games:

Fai rfi el d

Average RPI Win: 318		WON-LOST RECORD	WINNING PCT. RANK	LAST 10 GAMES	STRENGTH OF SCHEDULE	OPP. STRENGTH OF SCHEDULE	TEAM RPI	ADJ. RPI	CONF. RPI	ADJ. CONF. RPI
Average RPI Loss: 254										
DIV. I ONLY		3- 11	303	3-7	345	348	345	345	31	31
DIV. I NON-CONF.		1- 8	322	0- 0	315	346	349	349	31	31
TOTALS		RPI 1-25	RPI 26-50	W-L RECORDS		RPI 51-100	RPI 101-150	RPI 150+		
3- 11	0- 0		0- 0	OVERALL		0- 0	0- 1	3- 10		
2- 2	0- 0		0- 0	HOME		0- 0	0- 0	2- 2		
1- 9	0- 0		0- 0	AWAY		0- 0	0- 1	1- 8		
0- 0	0- 0		0- 0	NEUTRAL		0- 0	0- 0	0- 0		
1- 8	0- 0		0- 0	NON-CONFERENCE		0- 0	0- 1	1- 7		
1- 2	0- 0		0- 0	HOME		0- 0	0- 0	1- 2		
0- 6	0- 0		0- 0	AWAY		0- 0	0- 1	0- 5		
0- 0	0- 0		0- 0	NEUTRAL		0- 0	0- 0	0- 0		
2- 3	0- 0		0- 0	CONFERENCE		0- 0	0- 0	2- 3		
1- 0	0- 0		0- 0	HOME		0- 0	0- 0	1- 0		
1- 3	0- 0		0- 0	AWAY		0- 0	0- 0	1- 3		
0- 0	0- 0		0- 0	NEUTRAL		0- 0	0- 0	0- 0		

RPI 1-25				RPI 26-50				RPI 51-100				RPI 101+ Team's RPI: 345			
RPI	S	Opponent	Score	RPI	S	Opponent	Score	RPI	S	Opponent	Score	RPI	S	Opponent	Score
												145	A	Stony Brook	49 63
												216	A	Air Force	37 85
												223	H	Howard	58 79
												230	A	Colgate	52 71
												233	A	Saint Francis (PA)	64 75
												256	A	Binghamton	54 73
												257	A	Robert Morris	49 71
												285	A	Army West Point	40 62
												289	H	Central Conn. St.	74 67
												304	A	Saint Peter's	58 75
												314	H	NJIT	64 43
												316	A	Wagner	59 71
												333	H	Lafayette	57 63
												351	A	LIU Brooklyn	69 52
LAST 12 Division I GAMES:															
				304	A	Saint Peter's	58 75	351	A	LIU Brooklyn	69 52				
				145	A	Stony Brook	49 63	316	A	Wagner	59 71				
				285	A	Army West Point	40 62	289	H	Central Conn. St.	74 67				
				230	A	Colgate	52 71	257	A	Robert Morris	49 71				
				256	A	Binghamton	54 73	233	A	Saint Francis (PA)	64 75				
				223	H	Howard	58 79	314	H	NJIT	64 43				

Non-Div I Games:	Georgian Court	70	45	Rutgers-Newark	97	51
------------------	----------------	----	----	----------------	----	----

Fai rl ei gh Di cki nson

■ Loss, ■ Non-Conf, S Site, H Home A Away N Neutral

Average RPI Win:	293	WON-LOST	WINNING	LAST 10	STRENGTH OF	OPP. STRENGTH	TEAM	ADJ.	CONF.	ADJ CONF.
Average RPI Loss:	161	RECORD	PCT. RANK	GAMES	SCHEDULE	OF SCHEDULE	RPI	RPI	RPI	RPI
DIV. I ONLY	3- 16	325	0-10	112	306	290	290	16	16	
DIV. I NON-CONF.	3- 10	278	0- 1	212	318	309	309	19	19	
-----										
TOTALS	RPI 1-25	RPI 26-50	W-L RECORDS	RPI 51-100	RPI 101-150	RPI 150+				
3- 16	0- 0	0- 1	OVERALL	0- 4	0- 1	3- 10				
2- 10	0- 0	0- 0	HOME	0- 1	0- 1	2- 8				
1- 6	0- 0	0- 1	AWAY	0- 3	0- 0	1- 2				
0- 0	0- 0	0- 0	NEUTRAL	0- 0	0- 0	0- 0				
3- 10	0- 0	0- 1	NON-CONFERENCE	0- 2	0- 0	3- 7				
2- 6	0- 0	0- 0	HOME	0- 0	0- 0	2- 6				
1- 4	0- 0	0- 1	AWAY	0- 2	0- 0	1- 1				
0- 0	0- 0	0- 0	NEUTRAL	0- 0	0- 0	0- 0				
0- 6	0- 0	0- 0	CONFERENCE	0- 2	0- 1	0- 3				
0- 4	0- 0	0- 0	HOME	0- 1	0- 1	0- 2				
0- 2	0- 0	0- 0	AWAY	0- 1	0- 0	0- 1				
0- 0	0- 0	0- 0	NEUTRAL	0- 0	0- 0	0- 0				

RPI 1-25				RPI 26-50				RPI 51-100				RPI 101+				Team's RPI : 290	
RPI	S	Opponent	Score	RPI	S	Opponent	Score	RPI	S	Opponent	Score	RPI	S	Opponent	Score		
				28	A	Michigan St.	74 89										
								55	A	Old Domini on	53 87	110	H	Western Ky.	50 81		
								69	H	Middle Tenn.	55 74	152	H	UAB	64 89		
								87	A	Tulane	45 88	167	A	Charlotte	47 68		
								100	A	Little Rock	38 61	171	H	Bradley	59 80		
												176	H	Georgia St.	59 75		
												206	H	Saint Louis	61 93		
												208	H	Hampton	68 72		
												237	H	Marshall	67 72		
												245	A	Furman	57 73		
												262	A	Siena	70 66		
												267	H	N. C. A&T	65 67		
												283	H	Richmond	69 55		
												293	H	Western Mich.	59 69		
												333	H	Lafayette	53 49		
LAST 12 Division I GAMES:																	
				55	A	Old Domini on	53 87	206	H	Saint Louis	61 93						
				69	H	Middle Tenn.	55 74	171	H	Bradley	59 80						
				152	H	UAB	64 89	110	H	Western Ky.	50 81						
				267	H	N. C. A&T	65 67	237	H	Marshall	67 72						
				28	A	Michigan St.	74 89	167	A	Charlotte	47 68						
				293	H	Western Mich.	59 69	245	A	Furman	57 73						

Non-Div I Games:

Fla. Atlantic

Average RPI Win:	225	WON-LOST	WINNING	LAST 10	STRENGTH OF	OPP. STRENGTH	TEAM	ADJ.	CONF.	ADJ CONF.
Average RPI Loss:	104	RECORD	PCT. RANK	GAMES	SCHEDULE	OF SCHEDULE	RPI	RPI	RPI	RPI
DIV. I ONLY	5- 13	280	3-7	66	126	213	213	6	6	
DIV. I NON-CONF.	4- 9	253	0- 1	112	214	248	248	6	6	
-----										
TOTALS	RPI 1-25	RPI 26-50	W-L RECORDS	RPI 51-100	RPI 101-150	RPI 150+				
5- 13	0- 2	1- 3	OVERALL	0- 3	0- 1	4- 4				
5- 4	0- 0	1- 1	HOME	0- 2	0- 0	4- 1				
0- 8	0- 2	0- 1	AWAY	0- 1	0- 1	0- 3				
0- 1	0- 0	0- 1	NEUTRAL	0- 0	0- 0	0- 0				
4- 9	0- 1	0- 2	NON-CONFERENCE	0- 3	0- 0	4- 3				
4- 3	0- 0	0- 0	HOME	0- 2	0- 0	4- 1				
0- 5	0- 1	0- 1	AWAY	0- 1	0- 0	0- 2				
0- 1	0- 0	0- 1	NEUTRAL	0- 0	0- 0	0- 0				
1- 4	0- 1	1- 1	CONFERENCE	0- 0	0- 1	0- 1				
1- 1	0- 0	1- 1	HOME	0- 0	0- 0	0- 0				
0- 3	0- 1	0- 0	AWAY	0- 0	0- 1	0- 1				
0- 0	0- 0	0- 0	NEUTRAL	0- 0	0- 0	0- 0				

RPI 1-25				RPI 26-50				RPI 51-100				RPI 101+ Team's RPI: 213			
RPI	S	Opponent	Score	RPI	S	Opponent	Score	RPI	S	Opponent	Score	RPI	S	Opponent	Score
21	A	South Carolina	40 71	29	A	Indiana	64 83	53	H	Northeastern	66 79	121	A	Alabama	67 74
22	A	Florida St.	56 63	32	H	Missouri	58 56	80	H	Northwestern	74 83	159	H	Texas Tech	72 67
				40	N	Utah	58 74	99	A	Ohio St.	41 46	179	A	Mercer	82 92
				47	H	Auburn	56 64					195	A	Ole Miss	66 76
												226	A	UNLV	53 56
												234	H	Gardner-Webb	58 60
												252	H	Bethune-Cookman	64 53
												334	H	Charleston So.	70 60
												346	H	Florida A&M	62 38
-----															
LAST 12 Division I GAMES:															
121	A	Alabama	67 74	226	A	UNLV	53 56								
334	H	Charleston So.	70 60	195	A	Ole Miss	66 76								
40	N	Utah	58 74	32	H	Missouri	58 56								
99	A	Ohio St.	41 46	21	A	South Carolina	40 71								
346	H	Florida A&M	62 38	47	H	Auburn	56 64								
252	H	Bethune-Cookman	64 53	159	H	Texas Tech	72 67								

Non-Div I Games:

Florida





Average RPI Win:	139	WON-LOST	WINNING	LAST 10	STRENGTH OF	OPP. STRENGTH	TEAM	ADJ.	CONF.	ADJ CONF.
Average RPI Loss:	43	RECORD	PCT. RANK	GAMES	SCHEDULE	OF SCHEDULE	RPI	RPI	RPI	RPI
DIV. I ONLY	16- 2	12	9-1	101	18	22	22	1	1	
DIV. I NON-CONF.	12- 1	10	1- 0	129	68	29	29	1	1	
-----										
TOTALS	RPI 1-25	RPI 26-50	W-L RECORDS	RPI 51-100	RPI 101-150	RPI 150+				
16- 2	1- 0	1- 2	OVERALL	5- 0	2- 0	7- 0				
8- 2	0- 0	0- 2	HOME	3- 0	1- 0	4- 0				
6- 0	0- 0	1- 0	AWAY	2- 0	1- 0	2- 0				
2- 0	1- 0	0- 0	NEUTRAL	0- 0	0- 0	1- 0				
12- 1	1- 0	0- 1	NON-CONFERENCE	2- 0	2- 0	7- 0				
7- 1	0- 0	0- 1	HOME	2- 0	1- 0	4- 0				
3- 0	0- 0	0- 0	AWAY	0- 0	1- 0	2- 0				
2- 0	1- 0	0- 0	NEUTRAL	0- 0	0- 0	1- 0				
4- 1	0- 0	1- 1	CONFERENCE	3- 0	0- 0	0- 0				
1- 1	0- 0	0- 1	HOME	1- 0	0- 0	0- 0				
3- 0	0- 0	1- 0	AWAY	2- 0	0- 0	0- 0				
0- 0	0- 0	0- 0	NEUTRAL	0- 0	0- 0	0- 0				

RPI	S	Opponent	Score	RPI	S	Opponent	Score	RPI	S	Opponent	Score	RPI	S	Opponent	Score
12	N	Iowa	71 67	37	H	Clemson	45 57	51	H	Duke	66 62	105	A	St. John's (NY)	57 53
				45	A	North Carolina	64 63	67	H	Creighton	71 52	113	H	Penn St.	87 58
				49	H	LSU	45 58	77	A	Boston College	91 71	176	H	Georgia St.	79 43
								85	H	Troy	103 67	179	A	Mercer	57 56
								98	A	Virginia	63 61	186	A	Milwaukee	87 62
												203	H	Jacksonville	79 46
												213	H	Florida	63 56
												291	H	North Florida	74 53
												324	N	Eastern Ky.	62 45
-----															
LAST 12 Division I GAMES:															
				98	A	Virginia	63 61	12	N	Iowa	71 67				
				176	H	Georgia St.	79 43	51	H	Duke	66 62				
				186	A	Milwaukee	87 62	77	A	Boston College	91 71				
				67	H	Creighton	71 52	37	H	Clemson	45 57				
				105	A	St. John's (NY)	57 53	45	A	North Carolina	64 63				
				179	A	Mercer	57 56	113	H	Penn St.	87 58				

Non-Div I Games:

Florida St.

Average RPI Win:	212	WON-LOST	WINNING	LAST 10	STRENGTH OF	OPP. STRENGTH	TEAM	ADJ.	CONF.	ADJ CONF.
Average RPI Loss:	82	RECORD	PCT. RANK	GAMES	SCHEDULE	OF SCHEDULE	RPI	RPI	RPI	RPI
DIV. I ONLY	12- 7	99	7-3	226	76	139	139	17	17	
DIV. I NON-CONF.	9- 5	105	1- 0	211	49	118	118	17	17	
-----										
TOTALS	RPI 1-25	RPI 26-50	W-L RECORDS	RPI 51-100	RPI 101-150	RPI 150+				
12- 7	0- 1	0- 0	OVERALL	2- 4	1- 2	9- 0				
7- 2	0- 0	0- 0	HOME	2- 0	0- 2	5- 0				
3- 4	0- 0	0- 0	AWAY	0- 4	0- 0	3- 0				
2- 1	0- 1	0- 0	NEUTRAL	0- 0	1- 0	1- 0				
9- 5	0- 1	0- 0	NON-CONFERENCE	2- 3	1- 1	6- 0				
6- 1	0- 0	0- 0	HOME	2- 0	0- 1	4- 0				
1- 3	0- 0	0- 0	AWAY	0- 3	0- 0	1- 0				
2- 1	0- 1	0- 0	NEUTRAL	0- 0	1- 0	1- 0				
3- 2	0- 0	0- 0	CONFERENCE	0- 1	0- 1	3- 0				
1- 1	0- 0	0- 0	HOME	0- 0	0- 1	1- 0				
2- 1	0- 0	0- 0	AWAY	0- 1	0- 0	2- 0				
0- 0	0- 0	0- 0	NEUTRAL	0- 0	0- 0	0- 0				

RPI	S	Opponent	Score	RPI	S	Opponent	Score	RPI	S	Opponent	Score	RPI	S	Opponent	Score	Team's RPI: 139
23	N	Texas	54 72					53	A	Northeastern	54 58	111	N	Washington	65 57	
								69	H	Middle Tenn.	61 49	113	H	Penn St.	55 72	
								70	H	Maine	72 64	127	H	VCU	44 47	
								84	A	Georgetown	38 58	167	H	Charlotte	71 64	
								86	A	Dayton	50 72	188	N	Ball St.	78 70	
								88	A	Pittsburgh	62 65	197	A	George Washington	50 38	
												206	A	Saint Louis	56 53	
												261	H	Col umbi a	68 49	
												283	H	Richmond	60 48	
												316	H	Wagner	80 59	
												331	A	Iona	57 40	
												340	H	Manhattan	65 61	
-----																
LAST 12 Division I GAMES:																
206	A	Saint Louis	56 53	69	H	Middle Tenn.	61 49	23	N	Texas	54 72	111	N	Washington	65 57	
283	H	Richmond	60 48					86	A	Dayton	50 72					
197	A	George Washington	50 38					127	H	VCU	44 47					
70	H	Maine	72 64					88	A	Pittsburgh	62 65					
331	A	Iona	57 40													
261	H	Col umbi a	68 49													

Non-Div I Games:

Fordham

Average RPI Win:	209	WON-LOST	WINNING	LAST 10	STRENGTH OF	OPP. STRENGTH	TEAM	ADJ.	CONF.	ADJ CONF.
Average RPI Loss:	87	RECORD	PCT. RANK	GAMES	SCHEDULE	OF SCHEDULE	RPI	RPI	RPI	RPI

DIV. I ONLY	9- 5	97	7-3	235	79	132	132	13	13
DIV. I NON-CONF.	5- 4	139	0- 0	207	41	122	122	11	11
-----									
TOTALS	RPI 1-25	RPI 26-50	W-L RECORDS	RPI 51-100	RPI 101-150	RPI 150+			
9- 5	0- 1	0- 1	OVERALL	0- 2	2- 0	7- 1			
6- 1	0- 0	0- 0	HOME	0- 1	2- 0	4- 0			
3- 4	0- 1	0- 1	AWAY	0- 1	0- 0	3- 1			
0- 0	0- 0	0- 0	NEUTRAL	0- 0	0- 0	0- 0			
5- 4	0- 1	0- 1	NON-CONFERENCE	0- 1	1- 0	4- 1			
4- 0	0- 0	0- 0	HOME	0- 0	1- 0	3- 0			
1- 4	0- 1	0- 1	AWAY	0- 1	0- 0	1- 1			
0- 0	0- 0	0- 0	NEUTRAL	0- 0	0- 0	0- 0			
4- 1	0- 0	0- 0	CONFERENCE	0- 1	1- 0	3- 0			
2- 1	0- 0	0- 0	HOME	0- 1	1- 0	1- 0			
2- 0	0- 0	0- 0	AWAY	0- 0	0- 0	2- 0			
0- 0	0- 0	0- 0	NEUTRAL	0- 0	0- 0	0- 0			

RPI 1-25				RPI 26-50				RPI 51-100				RPI 101+ Team's RPI: 132			
RPI	S	Opponent	Score	RPI	S	Opponent	Score	RPI	S	Opponent	Score	RPI	S	Opponent	Score
14	A	Arizona St.	52 68	48	A	Southern California	61 62	56	A	UCLA	80 89	124	H	UT Arlington	70 61
								60	H	Boise St.	60 72	150	H	Utah St.	70 59
												174	H	Santa Clara	80 53
												177	A	Eastern Wash.	68 58
												186	H	Milwaukee	65 48
												187	A	Colorado St.	66 55
												255	A	Northern Ariz.	73 86
												260	A	Nevada	79 63
												306	H	Cal Poly	76 58
												318	H	San Jose St.	77 48
-----															
LAST 12 Division I GAMES:															
14	A	Arizona St.	52 68	60	H	Boise St.	60 72	260	A	Nevada	79 63				
174	H	Santa Clara	80 53	150	H	Utah St.	70 59								
56	A	UCLA	80 89	187	A	Colorado St.	66 55								
177	A	Eastern Wash.	68 58	318	H	San Jose St.	77 48								
48	A	Southern California	61 62	186	H	Milwaukee	65 48								
124	H	UT Arlington	70 61												

Non-Div I Games: Stanislaus St. 86 51 Fresno Pacific 90 51

Fresno St.

Average RPI Win: 293  
Average RPI Loss: 139

WON-LOST  
RECORD

WINNING  
PCT. RANK

LAST 10  
GAMES

STRENGTH OF  
SCHEDULE

OPP. STRENGTH  
OF SCHEDULE

TEAM  
RPI

ADJ.  
RPI

CONF.  
RPI

ADJ CONF.  
RPI

DIV. I ONLY	9- 8	150	5-5	333	164	245	245	24	24
DIV. I NON-CONF.	7- 6	153	0- 0	288	204	218	218	25	25
-----									
TOTALS	RPI 1-25	RPI 26-50	W-L RECORDS	RPI 51-100	RPI 101-150	RPI 150+			
9- 8	0- 2	0- 0	OVERALL	0- 1	0- 2	9- 3			
7- 1	0- 0	0- 0	HOME	0- 1	0- 0	7- 0			
1- 6	0- 2	0- 0	AWAY	0- 0	0- 2	1- 2			
1- 1	0- 0	0- 0	NEUTRAL	0- 0	0- 0	1- 1			
7- 6	0- 2	0- 0	NON-CONFERENCE	0- 1	0- 1	7- 2			
5- 1	0- 0	0- 0	HOME	0- 1	0- 0	5- 0			
1- 4	0- 2	0- 0	AWAY	0- 0	0- 1	1- 1			
1- 1	0- 0	0- 0	NEUTRAL	0- 0	0- 0	1- 1			
2- 2	0- 0	0- 0	CONFERENCE	0- 0	0- 1	2- 1			
2- 0	0- 0	0- 0	HOME	0- 0	0- 0	2- 0			
0- 2	0- 0	0- 0	AWAY	0- 0	0- 1	0- 1			
0- 0	0- 0	0- 0	NEUTRAL	0- 0	0- 0	0- 0			

RPI 1-25				RPI 26-50				RPI 51-100				RPI 101+ Team's RPI: 245			
RPI	S	Opponent	Score	RPI	S	Opponent	Score	RPI	S	Opponent	Score	RPI	S	Opponent	Score
9	A	Mississippi St.	41 106					69	H	Middle Tenn.	71 78	118	A	Georgia	38 61
21	A	South Carolina	53 66									130	A	Chattanooga	53 73
												194	H	UNC Asheville	58 47
												234	H	Gardner-Webb	70 57
												235	N	Western Ill.	78 85
												236	A	ETSU	70 75
												290	H	Fla. Atlantic	73 57
												294	A	Col. of Charleston	70 67
												296	A	Kennesaw St.	63 74
												313	N	Fairfield	77 70
												320	H	UNC Greensboro	64 61
												325	H	Western Caro.	65 55
												327	H	Presbyterian	76 68
												339	H	USC Upstate	78 67
LAST 12 Division I GAMES:															
21	A	South Carolina	53 66	130	A	Chattanooga	53 73								
235	N	Western Ill.	78 85	236	A	ETSU	70 75								
313	N	Fairfield	77 70	325	H	Western Caro.	65 55								
290	H	Fla. Atlantic	73 57	320	H	UNC Greensboro	64 61								
234	H	Gardner-Webb	70 57	327	H	Presbyterian	76 68								
118	A	Georgia	38 61	194	H	UNC Asheville	58 47								

Non-Div I Games:

Coker

71 42

North Greenville

74

78

Furman

Average RPI Win:	297	WON-LOST	WINNING	LAST 10	STRENGTH OF	OPP. STRENGTH	TEAM	ADJ.	CONF.	ADJ CONF.
Average RPI Loss:	179	RECORD	PCT. RANK	GAMES	SCHEDULE	OF SCHEDULE	RPI	RPI	RPI	RPI
DIV. I ONLY	4- 12	291	3-7	160	350	279	279	14	14	
DIV. I NON-CONF.	4- 6	212	0- 0	205	350	243	243	15	15	
-----										
TOTALS	RPI 1-25	RPI 26-50	W-L RECORDS	RPI 51-100	RPI 101-150	RPI 150+				
4- 12	0- 0	0- 0	OVERALL	0- 2	0- 5	4- 5				
2- 6	0- 0	0- 0	HOME	0- 1	0- 3	2- 2				
2- 6	0- 0	0- 0	AWAY	0- 1	0- 2	2- 3				
0- 0	0- 0	0- 0	NEUTRAL	0- 0	0- 0	0- 0				
4- 6	0- 0	0- 0	NON-CONFERENCE	0- 1	0- 2	4- 3				
2- 2	0- 0	0- 0	HOME	0- 0	0- 0	2- 2				
2- 4	0- 0	0- 0	AWAY	0- 1	0- 2	2- 1				
0- 0	0- 0	0- 0	NEUTRAL	0- 0	0- 0	0- 0				
0- 6	0- 0	0- 0	CONFERENCE	0- 1	0- 3	0- 2				
0- 4	0- 0	0- 0	HOME	0- 1	0- 3	0- 0				
0- 2	0- 0	0- 0	AWAY	0- 0	0- 0	0- 2				
0- 0	0- 0	0- 0	NEUTRAL	0- 0	0- 0	0- 0				

RPI 1-25				RPI 26-50				RPI 51-100				RPI 101+				Team's RPI: 279
RPI	S	Opponent	Score	RPI	S	Opponent	Score	RPI	S	Opponent	Score	RPI	S	Opponent	Score	
								72	A	Virginia Tech	49 78	118	A	Georgia	38 81	
								85	H	Troy	81 97	124	H	UT Arlington	53 74	
												134	H	Texas St.	52 64	
												143	H	South Alabama	53 69	
												145	A	Stony Brook	43 72	
												179	H	Mercer	72 79	
												252	H	Bethune-Cookman	77 76	
												259	A	Louisiana	48 59	
												266	H	Winthrop	64 55	
												272	H	Wofford	65 81	
												296	A	Kennesaw St.	59 78	
												321	A	La.-Monroe	57 58	
												327	A	Presbyterian	69 68	
												342	A	Savannah St.	82 71	
LAST 12 Division I GAMES:																
134	H	Texas St.	52 64	143	H	South Alabama	53 69									
118	A	Georgia	38 81	85	H	Troy	81 97									
266	H	Winthrop	64 55	259	A	Louisiana	48 59									
327	A	Presbyterian	69 68	321	A	La.-Monroe	57 58									
296	A	Kennesaw St.	59 78	124	H	UT Arlington	53 74									
252	H	Bethune-Cookman	77 76	145	A	Stony Brook	43 72									

Non-Div I Games: Coastal Ga. 68 46

Ga. Southern

Average RPI Win:	242	WON-LOST	WINNING	LAST 10	STRENGTH OF	OPP. STRENGTH	TEAM	ADJ.	CONF.	ADJ CONF.
Average RPI Loss:	209	RECORD	PCT. RANK	GAMES	SCHEDULE	OF SCHEDULE	RPI	RPI	RPI	RPI
DIV. I ONLY	6- 8	214	5-5	259	326	234	234	28	28	
DIV. I NON-CONF.	3- 6	241	0- 0	284	303	271	271	29	29	
-----										
TOTALS	RPI 1-25	RPI 26-50	W-L RECORDS	RPI 51-100	RPI 101-150	RPI 150+				
6- 8	0- 0	0- 0	OVERALL	0- 0	1- 1	5- 7				
2- 4	0- 0	0- 0	HOME	0- 0	1- 0	1- 4				
4- 4	0- 0	0- 0	AWAY	0- 0	0- 1	4- 3				
0- 0	0- 0	0- 0	NEUTRAL	0- 0	0- 0	0- 0				
3- 6	0- 0	0- 0	NON-CONFERENCE	0- 0	1- 1	2- 5				
1- 2	0- 0	0- 0	HOME	0- 0	1- 0	0- 2				
2- 4	0- 0	0- 0	AWAY	0- 0	0- 1	2- 3				
0- 0	0- 0	0- 0	NEUTRAL	0- 0	0- 0	0- 0				
3- 2	0- 0	0- 0	CONFERENCE	0- 0	0- 0	3- 2				
1- 2	0- 0	0- 0	HOME	0- 0	0- 0	1- 2				
2- 0	0- 0	0- 0	AWAY	0- 0	0- 0	2- 0				
0- 0	0- 0	0- 0	NEUTRAL	0- 0	0- 0	0- 0				

RPI 1-25				RPI 26-50				RPI 51-100				RPI 101+				Team's RPI: 234
RPI	S	Opponent	Score	RPI	S	Opponent	Score	RPI	S	Opponent	Score	RPI	S	Opponent	Score	
												123	A	Drexel	48	65
												148	H	Davi dson	54	49
												156	H	Hi gh Poi nt	61	78
												165	H	Morehead St.	69	84
												192	A	Del aware	45	69
												194	H	UNC Asheville	69	59
												213	A	Fl ori da	60	58
												243	A	Campbel l	52	38
												245	A	Furman	57	70
												250	H	Mt. St. Mary' s	62	69
												266	H	Wi nthrop	62	64
												272	A	Wofford	53	59
												325	A	Western Caro.	62	52
												327	A	Presbyteri an	66	58
-----																
LAST 12 Division I GAMES:																
				325	A	Western Caro.	62	52	266	H	Wi nthrop	62				64
				192	A	Del aware	45	69	327	A	Presbyteri an	66				58
				123	A	Drexel	48	65	156	H	Hi gh Poi nt	61				78
				245	A	Furman	57	70	194	H	UNC Asheville	69				59
				250	H	Mt. St. Mary' s	62	69	243	A	Campbel l	52				38
				272	A	Wofford	53	59	148	H	Davi dson	54				49

Non-Div I Games: Converse 79 51 Warren Wilson 100 37 Pfeiffer 82 46

Gardner-Webb

Average RPI Win: 238

Average RPI Loss: 149

WON-LOST  
RECORDWINNING  
PCT. RANKLAST 10  
GAMESSTRENGTH OF  
SCHEDULEOPP. STRENGTH  
OF SCHEDULETEAM  
RPIADJ.  
RPICONF.  
RPIADJ CONF.  
RPI

DIV. I ONLY	10- 8	143	6-4	311	140	200	200	17	17
DIV. I NON-CONF.	8- 5	120	0- 0	321	154	196	196	17	17
<hr/>									
TOTALS	RPI 1-25	RPI 26-50	W-L RECORDS	RPI 51-100	RPI 101-150	RPI 150+			
10- 8	0- 0	0- 0	OVERALL	0- 1	0- 5	10- 2			
5- 3	0- 0	0- 0	HOME	0- 0	0- 2	5- 1			
5- 5	0- 0	0- 0	AWAY	0- 1	0- 3	5- 1			
0- 0	0- 0	0- 0	NEUTRAL	0- 0	0- 0	0- 0			
8- 5	0- 0	0- 0	NON-CONFERENCE	0- 1	0- 3	8- 1			
5- 1	0- 0	0- 0	HOME	0- 0	0- 1	5- 0			
3- 4	0- 0	0- 0	AWAY	0- 1	0- 2	3- 1			
0- 0	0- 0	0- 0	NEUTRAL	0- 0	0- 0	0- 0			
2- 3	0- 0	0- 0	CONFERENCE	0- 0	0- 2	2- 1			
0- 2	0- 0	0- 0	HOME	0- 0	0- 1	0- 1			
2- 1	0- 0	0- 0	AWAY	0- 0	0- 1	2- 0			
0- 0	0- 0	0- 0	NEUTRAL	0- 0	0- 0	0- 0			

RPI 1-25				RPI 26-50				RPI 51-100				RPI 101+				Team's RPI: 200
RPI	S	Opponent	Score	RPI	S	Opponent	Score	RPI	S	Opponent	Score	RPI	S	Opponent	Score	
								75	A	Kansas	56	77				
												111	A	Washington	52	81
												117	H	Houston	56	66
												129	A	American	71	86
												147	H	Duquesne	57	60
												148	A	Davidson	59	67
												181	A	Massachusetts	70	52
												192	H	Delaware	72	46
												193	A	UMKC	91	84
												197	A	George Washington	64	60
												216	A	Air Force	78	71
												223	A	Howard	59	73
												230	H	Colgate	64	61
												238	H	St. Bonaventure	57	68
												246	H	UMES	70	49
												294	H	Col. of Charleston	66	52
												308	H	Loyola Maryland	70	38
												324	A	Eastern Ky.	91	75
<hr/>																
LAST 12 Division I GAMES:																
294	H	Col. of Charleston	66	52	197	A	George Washington	64	60							
246	H	UMES	70	49	181	A	Massachusetts	70	52							
117	H	Houston	56	66	147	H	Duquesne	57	60							
324	A	Eastern Ky.	91	75	238	H	St. Bonaventure	57	68							
192	H	Delaware	72	46	148	A	Davidson	59	67							
111	A	Washington	52	81	223	A	Howard	59	73							

Non-Div I Games:

George Mason

■ Loss, 
 ■ Non-Conf, 
 ■ S Site, 
 ■ H Home 
 ■ A Away 
 N Neutral



Average RPI Win:	164	WON-LOST	WINNING	LAST 10	STRENGTH OF	OPP. STRENGTH	TEAM	ADJ.	CONF.	ADJ CONF.
Average RPI Loss:	130	RECORD	PCT. RANK	GAMES	SCHEDULE	OF SCHEDULE	RPI	RPI	RPI	RPI
DIV. I ONLY	6- 12	253	4-6	80	133	197	197	17	17	
DIV. I NON-CONF.	3- 10	278	0- 0	57	128	231	231	17	17	
-----										
TOTALS	RPI 1-25	RPI 26-50	W-L RECORDS	RPI 51-100	RPI 101-150	RPI 150+				
6- 12	0- 1	0- 2	OVERALL	2- 2	1- 2	3- 5				
4- 6	0- 0	0- 1	HOME	2- 1	1- 1	1- 3				
2- 4	0- 0	0- 0	AWAY	0- 1	0- 1	2- 2				
0- 2	0- 1	0- 1	NEUTRAL	0- 0	0- 0	0- 0				
3- 10	0- 1	0- 2	NON-CONFERENCE	1- 2	1- 1	1- 4				
3- 4	0- 0	0- 1	HOME	1- 1	1- 0	1- 2				
0- 4	0- 0	0- 0	AWAY	0- 1	0- 1	0- 2				
0- 2	0- 1	0- 1	NEUTRAL	0- 0	0- 0	0- 0				
3- 2	0- 0	0- 0	CONFERENCE	1- 0	0- 1	2- 1				
1- 2	0- 0	0- 0	HOME	1- 0	0- 1	0- 1				
2- 0	0- 0	0- 0	AWAY	0- 0	0- 0	2- 0				
0- 0	0- 0	0- 0	NEUTRAL	0- 0	0- 0	0- 0				

RPI 1-25				RPI 26-50				RPI 51-100				RPI 101+				Team's RPI: 197
RPI	S	Opponent	Score	RPI	S	Opponent	Score	RPI	S	Opponent	Score	RPI	S	Opponent	Score	
8	N	NC State	61 <b>69</b>	27	H	Maryland	30 <b>69</b>	57	H	Villanova	45 <b>60</b>	104	H	Towson	76 <b>63</b>	
				33	N	Georgia Tech	55 <b>70</b>	58	A	James Madison	37 <b>50</b>	122	A	South Fla.	30 <b>63</b>	
								86	H	Dayton	46 45	139	H	Fordham	38 <b>50</b>	
								91	H	Princeton	64 49	155	A	William & Mary	59 <b>73</b>	
												173	A	Rhode Island	64 59	
												179	H	Mercer	53 <b>61</b>	
												200	H	George Mason	60 <b>64</b>	
												248	H	Monmouth	51 <b>55</b>	
												254	H	Memphis	51 38	
												276	A	La Salle	67 59	
												331	A	Iona	43 <b>52</b>	
-----																
LAST 12 Division I GAMES:																
254	H	Memphis	51 38	200	H	George Mason	60 <b>64</b>									
155	A	William & Mary	59 <b>73</b>	276	A	La Salle	67 59									
179	H	Mercer	53 <b>61</b>	86	H	Dayton	46 45									
122	A	South Fla.	30 <b>63</b>	173	A	Rhode Island	64 59									
57	H	Villanova	45 <b>60</b>	139	H	Fordham	38 <b>50</b>									
248	H	Monmouth	51 <b>55</b>	104	H	Towson	76 63									

Non-Div I Games:

George Washington

Average RPI Win:	177	WON-LOST	WINNING	LAST 10	STRENGTH OF	OPP. STRENGTH	TEAM	ADJ.	CONF.	ADJ CONF.
Average RPI Loss:	42	RECORD	PCT. RANK	GAMES	SCHEDULE	OF SCHEDULE	RPI	RPI	RPI	RPI
DIV. I ONLY	9- 9	163	4-6	17	63	84	84	5	5	
DIV. I NON-CONF.	6- 5	143	0- 0	34	109	87	87	4	4	
-----										
TOTALS	RPI 1-25	RPI 26-50	W-L RECORDS	RPI 51-100	RPI 101-150	RPI 150+				
9- 9	0- 4	0- 2	OVERALL	3- 2	1- 1	5- 0				
6- 5	0- 3	0- 1	HOME	2- 0	1- 1	3- 0				
3- 2	0- 0	0- 0	AWAY	1- 2	0- 0	2- 0				
0- 2	0- 1	0- 1	NEUTRAL	0- 0	0- 0	0- 0				
6- 5	0- 2	0- 1	NON-CONFERENCE	1- 1	1- 1	4- 0				
4- 2	0- 1	0- 0	HOME	1- 0	1- 1	2- 0				
2- 1	0- 0	0- 0	AWAY	0- 1	0- 0	2- 0				
0- 2	0- 1	0- 1	NEUTRAL	0- 0	0- 0	0- 0				
3- 4	0- 2	0- 1	CONFERENCE	2- 1	0- 0	1- 0				
2- 3	0- 2	0- 1	HOME	1- 0	0- 0	1- 0				
1- 1	0- 0	0- 0	AWAY	1- 1	0- 0	0- 0				
0- 0	0- 0	0- 0	NEUTRAL	0- 0	0- 0	0- 0				

RPI 1-25				RPI 26-50				RPI 51-100				Team's RPI : 84				RPI 101+			
RPI	S	Opponent	Score	RPI	S	Opponent	Score	RPI	S	Opponent	Score	RPI	S	Opponent	Score	RPI	S	Opponent	Score
2	N	Baylor	46 67	35	N	Buffalo	64 73	57	H	Villanova	68 63	127	H	VCU	45 47				
8	H	NC State	65 76	44	H	DePaul	64 69	58	A	James Madison	57 69	139	H	Fordham	58 38				
15	H	Marquette	62 72					67	A	Creighton	38 65	175	H	Xavier	68 61				
20	H	Butler	50 59					88	H	Pittsburgh	70 41	204	A	Rider	79 49				
								89	A	Providence	68 52	246	H	UMES	74 55				
												283	A	Richmond	73 53				
												308	H	Loyola Maryland	45 30				
-----																			
LAST 12 Division I GAMES:																			
20	H	Butler	50 59	57	H	Villanova	68 63												
175	H	Xavier	68 61	15	H	Marquette	62 72												
204	A	Rider	79 49	44	H	DePaul	64 69												
8	H	NC State	65 76	67	A	Creighton	38 65												
127	H	VCU	45 47	89	A	Providence	68 52												
139	H	Fordham	58 38	2	N	Baylor	46 67												

Non-Div I Games:

Georgetown

Average RPI Win:	232	WON-LOST	WINNING	LAST 10	STRENGTH OF	OPP. STRENGTH	TEAM	ADJ.	CONF.	ADJ CONF.
Average RPI Loss:	35	RECORD	PCT. RANK	GAMES	SCHEDULE	OF SCHEDULE	RPI	RPI	RPI	RPI
DIV. I ONLY	12- 7	99	6-4	137	93	118	118	6	6	
DIV. I NON-CONF.	9- 4	85	0- 0	278	222	168	168	6	6	
-----										
TOTALS	RPI 1-25	RPI 26-50	W-L RECORDS	RPI 51-100	RPI 101-150	RPI 150+				
12- 7	0- 1	2- 4	OVERALL	0- 2	0- 0	10- 0				
10- 1	0- 0	2- 1	HOME	0- 0	0- 0	8- 0				
1- 5	0- 1	0- 2	AWAY	0- 2	0- 0	1- 0				
1- 1	0- 0	0- 1	NEUTRAL	0- 0	0- 0	1- 0				
9- 4	0- 0	0- 2	NON-CONFERENCE	0- 2	0- 0	9- 0				
8- 0	0- 0	0- 0	HOME	0- 0	0- 0	8- 0				
0- 3	0- 0	0- 1	AWAY	0- 2	0- 0	0- 0				
1- 1	0- 0	0- 1	NEUTRAL	0- 0	0- 0	1- 0				
3- 3	0- 1	2- 2	CONFERENCE	0- 0	0- 0	1- 0				
2- 1	0- 0	2- 1	HOME	0- 0	0- 0	0- 0				
1- 2	0- 1	0- 1	AWAY	0- 0	0- 0	1- 0				
0- 0	0- 0	0- 0	NEUTRAL	0- 0	0- 0	0- 0				

RPI	S	Opponent	Score	RPI	S	Opponent	Score	RPI	S	Opponent	Score	RPI	S	Opponent	Score	Team's RPI: 118
9	A	Mississippi St.	71 80	27	N	Maryland	51 58	56	A	UCLA	69 80	172	A	Vanderbilt	71 64	
				31	H	Texas A&M	66 76	57	A	Villanova	56 62	179	H	Mercer	67 60	
				32	A	Missouri	35 61					238	H	St. Bonaventure	67 40	
				33	A	Georgia Tech	53 63					245	H	Furman	61 38	
				39	H	Tennessee	66 62					266	H	Winthrop	85 39	
				49	H	LSU	63 50					279	H	Ga. Southern	81 38	
-----																
LAST 12 Division I GAMES:																
				49	H	LSU	63 50	31	H	Texas A&M	66 76					
				327	H	Presbyterian	83 59	32	A	Missouri	35 61					
				279	H	Ga. Southern	81 38	39	H	Tennessee	66 62					
				330	H	Lipscomb	77 45	9	A	Mississippi St.	71 80					
				57	A	Villanova	56 62	172	A	Vanderbilt	71 64					
				245	H	Furman	61 38	334	H	Charleston So.	83 75					

Non-Div I Games:

Georgia

Average RPI Win:	261	WON-LOST	WINNING	LAST 10	STRENGTH OF	OPP. STRENGTH	TEAM	ADJ.	CONF.	ADJ CONF.
Average RPI Loss:	120	RECORD	PCT. RANK	GAMES	SCHEDULE	OF SCHEDULE	RPI	RPI	RPI	RPI
DIV. I ONLY	9- 8	150	5-5	158	308	176	176	14	14	
DIV. I NON-CONF.	6- 5	143	0- 0	239	274	184	184	15	15	
-----										
TOTALS	RPI 1-25	RPI 26-50	W-L RECORDS	RPI 51-100	RPI 101-150	RPI 150+				
9- 8	0- 1	0- 1	OVERALL	1- 1	1- 3	7- 2				
6- 3	0- 0	0- 1	HOME	1- 0	1- 2	4- 0				
3- 5	0- 1	0- 0	AWAY	0- 1	0- 1	3- 2				
0- 0	0- 0	0- 0	NEUTRAL	0- 0	0- 0	0- 0				
6- 5	0- 1	0- 1	NON-CONFERENCE	0- 1	0- 1	6- 1				
4- 1	0- 0	0- 1	HOME	0- 0	0- 0	4- 0				
2- 4	0- 1	0- 0	AWAY	0- 1	0- 1	2- 1				
0- 0	0- 0	0- 0	NEUTRAL	0- 0	0- 0	0- 0				
3- 3	0- 0	0- 0	CONFERENCE	1- 0	1- 2	1- 1				
2- 2	0- 0	0- 0	HOME	1- 0	1- 2	0- 0				
1- 1	0- 0	0- 0	AWAY	0- 0	0- 0	1- 1				
0- 0	0- 0	0- 0	NEUTRAL	0- 0	0- 0	0- 0				

RPI 1-25				RPI 26-50				RPI 51-100				RPI 101+ Team's RPI: 176			
RPI	S	Opponent	Score	RPI	S	Opponent	Score	RPI	S	Opponent	Score	RPI	S	Opponent	Score
22	A	Florida St.	43 79	33	H	Georgia Tech	71 78	69	A	Middle Tenn.	54 69	101	A	Rice	49 66
								85	H	Troy	84 80	124	H	UT Arlington	50 48
												134	H	Texas St.	60 69
												143	H	South Alabama	59 68
												196	A	Jacksonville St.	56 61
												252	H	Bethune-Cookman	62 57
												259	A	Louisiana	54 57
												290	A	Fla. Atlantic	75 59
												296	H	Kennesaw St.	79 73
												311	A	FIU	67 61
												320	H	UNC Greensboro	70 63
												321	A	La. -Monroe	56 41
												348	H	N.C. Central	65 54
LAST 12 Division I GAMES:															
124	H	UT Arlington	50 48	85	H	Troy	84 80	143	H	South Alabama	59 68				
22	A	Florida St.	43 79	321	A	La. -Monroe	56 41	259	A	Louisiana	54 57				
252	H	Bethune-Cookman	62 57	134	H	Texas St.	60 69	33	H	Georgia Tech	71 78				
348	H	N.C. Central	65 54												
196	A	Jacksonville St.	56 61												
296	H	Kennesaw St.	79 73												

Non-Div I Games:

Georgia St.

Average RPI Win:	158	WON-LOST	WINNING	LAST 10	STRENGTH OF	OPP. STRENGTH	TEAM	ADJ.	CONF.	ADJ CONF.
Average RPI Loss:	46	RECORD	PCT. RANK	GAMES	SCHEDULE	OF SCHEDULE	RPI	RPI	RPI	RPI
DIV. I ONLY	13- 6	80	6-4	43	25	33	33	1	1	
DIV. I NON-CONF.	10- 3	59	0- 0	161	122	62	62	1	1	
-----										
TOTALS	RPI 1-25	RPI 26-50	W-L RECORDS	RPI 51-100	RPI 101-150	RPI 150+				
13- 6	1- 2	0- 2	OVERALL	3- 1	3- 1	6- 0				
8- 1	1- 1	0- 0	HOME	1- 0	2- 0	4- 0				
2- 4	0- 1	0- 2	AWAY	1- 0	0- 1	1- 0				
3- 1	0- 0	0- 0	NEUTRAL	1- 1	1- 0	1- 0				
10- 3	0- 0	0- 1	NON-CONFERENCE	1- 1	3- 1	6- 0				
6- 0	0- 0	0- 0	HOME	0- 0	2- 0	4- 0				
1- 2	0- 0	0- 1	AWAY	0- 0	0- 1	1- 0				
3- 1	0- 0	0- 0	NEUTRAL	1- 1	1- 0	1- 0				
3- 3	1- 2	0- 1	CONFERENCE	2- 0	0- 0	0- 0				
2- 1	1- 1	0- 0	HOME	1- 0	0- 0	0- 0				
1- 2	0- 1	0- 1	AWAY	1- 0	0- 0	0- 0				
0- 0	0- 0	0- 0	NEUTRAL	0- 0	0- 0	0- 0				

RPI 1-25				RPI 26-50				Team's RPI: 33				RPI 51-100				RPI 101+			
RPI	S	Opponent	Score	RPI	S	Opponent	Score	RPI	S	Opponent	Score	RPI	S	Opponent	Score	RPI	S	Opponent	Score
1	H	Notre Dame	55 76	27	A	Maryl and	54 67	51	H	Duke	70 64	109	H	Appal achi an St.	71 53				
5	A	Loui svi lle	44 61	37	A	Cl emson	61 71	74	N	Seton Hall	84 73	117	A	Houston	89 95				
6	H	Syracuse	65 55					77	A	Boston Col lege	81 76	118	H	Georgia	63 53				
								86	N	Dayton	66 85	120	N	Idaho St.	74 51				
												176	A	Georgia St.	78 71				
												197	N	George Washi ngton	70 55				
												229	H	Al abama St.	69 42				
												272	H	Wofford	81 40				
												296	H	Kennesaw St.	60 35				
												325	H	Western Caro.	84 49				
LAST 12 Division I GAMES:																			
77	A	Boston College	81 76	6	H	Syracuse	65 55	37	A	Cl emson	61 71	5	A	Loui svi lle	44 61				
272	H	Wofford	81 40	51	H	Duke	70 64	1	H	Notre Dame	55 76	176	A	Georgi a St.	78 71				
86	N	Dayton	66 85																
74	N	Seton Hall	84 73																
296	H	Kennesaw St.	60 35																
229	H	Al abama St.	69 42																

Non-Div I Games:

Georgia Tech

Average RPI Win:	122	WON-LOST	WINNING	LAST 10	STRENGTH OF	OPP. STRENGTH	TEAM	ADJ.	CONF.	ADJ CONF.
Average RPI Loss:	10	RECORD	PCT. RANK	GAMES	SCHEDULE	OF SCHEDULE	RPI	RPI	RPI	RPI
DIV. I ONLY	17- 2	11	9-1	37	15	10	10	7	7	
DIV. I NON-CONF.	11- 1	13	1- 0	49	4	11	11	7	7	
-----										
TOTALS	RPI 1-25	RPI 26-50	W-L RECORDS	RPI 51-100	RPI 101-150	RPI 150+				
17- 2	2- 2	1- 0	OVERALL	3- 0	6- 0	5- 0				
9- 0	1- 0	1- 0	HOME	2- 0	4- 0	1- 0				
6- 1	0- 1	0- 0	AWAY	1- 0	1- 0	4- 0				
2- 1	1- 1	0- 0	NEUTRAL	0- 0	1- 0	0- 0				
11- 1	2- 1	0- 0	NON-CONFERENCE	2- 0	4- 0	3- 0				
6- 0	1- 0	0- 0	HOME	1- 0	3- 0	1- 0				
3- 0	0- 0	0- 0	AWAY	1- 0	0- 0	2- 0				
2- 1	1- 1	0- 0	NEUTRAL	0- 0	1- 0	0- 0				
6- 1	0- 1	1- 0	CONFERENCE	1- 0	2- 0	2- 0				
3- 0	0- 0	1- 0	HOME	1- 0	1- 0	0- 0				
3- 1	0- 1	0- 0	AWAY	0- 0	1- 0	2- 0				
0- 0	0- 0	0- 0	NEUTRAL	0- 0	0- 0	0- 0				

RPI	S	Opponent	Score	RPI	S	Opponent	Score	RPI	S	Opponent	Score	RPI	S	Opponent	Score
1	N	Notre Dame	65 81	46	H	Saint Mary's (CA)	74 62	64	H	Paci fic	88 65	110	N	Western Ky.	76 55
4	H	Stanford	79 73					92	A	Missouri St.	70 67	120	H	Idaho St.	70 51
16	N	Rutgers	57 40					93	H	Washington St.	76 53	128	H	Portland	97 71
19	A	BYU	68 70									131	H	Idaho	88 51
												133	A	Loyola Marymount	78 53
												144	H	Montana	76 52
												160	A	Pepperdi ne	79 54
												177	A	Eastern Wash.	63 51
												187	H	Colorado St.	50 39
												226	A	UNLV	70 59
												240	A	San Di ego	86 61
-----															
LAST 12 Division I GAMES:															
64	H	Paci fic	88 65	110	N	Western Ky.	76 55	16	N	Rutgers	57 40	240	A	San Di ego	86 61
46	H	Saint Mary's (CA)	74 62					19	A	BYU	68 70	128	H	Portland	97 71
160	A	Pepperdi ne	79 54					93	H	Washington St.	76 53				
133	A	Loyola Marymount	78 53												
131	H	Idaho	88 51												
92	A	Missouri St.	70 67												

Non-Div I Games:

Gonzaga

Average RPI Loss: 124

DIV. I ONLY	7- 10	220	6-4	167	176	169	169	30	30
DIV. I NON-CONF.	3- 9	271	0- 0	44	102	174	174	26	26
TOTALS	RPI 1-25	RPI 26-50	W-L RECORDS	RPI 51-100	RPI 101-150	RPI 150+			
7- 10	0- 1	1- 1	OVERALL	0- 2	1- 3	5- 3			
2- 1	0- 0	0- 0	HOME	0- 0	0- 0	2- 1			
3- 8	0- 0	0- 1	AWAY	0- 2	0- 3	3- 2			
2- 1	0- 1	1- 0	NEUTRAL	0- 0	1- 0	0- 0			
3- 9	0- 1	1- 1	NON-CONFERENCE	0- 2	1- 3	1- 2			
1- 0	0- 0	0- 0	HOME	0- 0	0- 0	1- 0			
0- 8	0- 0	0- 1	AWAY	0- 2	0- 3	0- 2			
2- 1	0- 1	1- 0	NEUTRAL	0- 0	1- 0	0- 0			
4- 1	0- 0	0- 0	CONFERENCE	0- 0	0- 0	4- 1			
1- 1	0- 0	0- 0	HOME	0- 0	0- 0	1- 1			
3- 0	0- 0	0- 0	AWAY	0- 0	0- 0	3- 0			
0- 0	0- 0	0- 0	NEUTRAL	0- 0	0- 0	0- 0			

RPI 1-25				RPI 26-50				RPI 51-100				RPI 101+				Team's RPI: 169	
RPI	S	Opponent	Score	RPI	S	Opponent	Score	RPI	S	Opponent	Score	RPI	S	Opponent	Score		
24	N	South Dakota	53 67	29	N	Indiana	65 62	62	A	Oklahoma St.	40 86	121	A	Alabama	55 73		
				47	A	Auburn	48 97	75	A	Kansas	45 76	122	A	South Fla.	50 67		
												124	A	UT Arlington	54 78		
												133	N	Loyola Marymount	62 61		
												183	H	Southern U.	81 86		
												210	A	Southern Miss.	47 68		
												229	A	Alabama St.	80 72		
												241	A	Texas Southern	75 67		
												274	A	Wichita St.	61 70		
												287	A	Alabama A&M	63 51		
												319	H	McNeese	75 51		
												350	H	Alcorn	61 56		
LAST 12 Division I GAMES:																	
				62	A	Oklahoma St.	40 86	241	A	Texas Southern	75 67						
				133	N	Loyola Marymount	62 61	350	H	Alcorn	61 56						
				29	N	Indiana	65 62	183	H	Southern U.	81 86						
				24	N	South Dakota	53 67	287	A	Alabama A&M	63 51						
				122	A	South Fla.	50 67	229	A	Alabama St.	80 72						
				274	A	Wichita St.	61 70	75	A	Kansas	45 76						

## Grambling

## Grand Canyon

Through Games Of Jan. 20, 2019

Average RPI Win:	295	WON-LOST	WINNING	LAST 10	STRENGTH OF	OPP. STRENGTH	TEAM	ADJ.	CONF.	ADJ CONF.
Average RPI Loss:	209	RECORD	PCT. RANK	GAMES	SCHEDULE	OF SCHEDULE	RPI	RPI	RPI	RPI
DIV. I ONLY	4- 12	291	2-8	335	299	337	337	29	29	
DIV. I NON-CONF.	2- 8	293	0- 0	307	312	343	343	30	30	
-----										
TOTALS	RPI 1-25	RPI 26-50	W-L RECORDS	RPI 51-100	RPI 101-150	RPI 150+				
4- 12	0- 0	0- 0	OVERALL	0- 0	0- 3	4- 9				
3- 4	0- 0	0- 0	HOME	0- 0	0- 2	3- 2				
1- 8	0- 0	0- 0	AWAY	0- 0	0- 1	1- 7				
0- 0	0- 0	0- 0	NEUTRAL	0- 0	0- 0	0- 0				
2- 8	0- 0	0- 0	NON-CONFERENCE	0- 0	0- 3	2- 5				
2- 3	0- 0	0- 0	HOME	0- 0	0- 2	2- 1				
0- 5	0- 0	0- 0	AWAY	0- 0	0- 1	0- 4				
0- 0	0- 0	0- 0	NEUTRAL	0- 0	0- 0	0- 0				
2- 4	0- 0	0- 0	CONFERENCE	0- 0	0- 0	2- 4				
1- 1	0- 0	0- 0	HOME	0- 0	0- 0	1- 1				
1- 3	0- 0	0- 0	AWAY	0- 0	0- 0	1- 3				
0- 0	0- 0	0- 0	NEUTRAL	0- 0	0- 0	0- 0				

RPI 1-25				RPI 26-50				RPI 51-100				RPI 101+ Team's RPI: 337			
RPI	S	Opponent	Score	RPI	S	Opponent	Score	RPI	S	Opponent	Score	RPI	S	Opponent	Score
												115	A	UNCW	55 77
												141	H	Portland St.	55 60
												144	H	Montana	47 69
												158	H	Indiana St.	81 88
												174	A	Santa Clara	55 75
												178	H	New Mexico St.	54 51
												193	A	UMKC	45 73
												217	A	Utah Valley	46 57
												221	A	East Carolina	47 59
												247	H	UTRGV	50 66
												258	A	Long Beach St.	50 57
												298	A	UC Santa Barbara	55 66
												315	H	Incarnate Word	74 63
												336	A	Seattle U	74 73
												341	A	Chicago St.	48 50
												351	H	LIU Brooklyn	65 62
-----															
LAST 12 Division I GAMES:															
217	A	Utah Valley	46 57	193	A	UMKC	45 73								
174	A	Santa Clara	55 75	341	A	Chicago St.	48 50								
258	A	Long Beach St.	50 57	247	H	UTRGV	50 66								
141	H	Portland St.	55 60	178	H	New Mexico St.	54 51								
144	H	Montana	47 69	336	A	Seattle U	74 73								
298	A	UC Santa Barbara	55 66	351	H	LIU Brooklyn	65 62								

Non-Div I Games:

Grand Canyon

■ Loss, 
 ■ Non-Conf, 
 ■ S Site, 
 ■ H Home 
 ■ A Away 
 N Neutral



Average RPI Win:	181	WON-LOST	WINNING	LAST 10	STRENGTH OF	OPP. STRENGTH	TEAM	ADJ.	CONF.	ADJ CONF.
Average RPI Loss:	45	RECORD	PCT. RANK	GAMES	SCHEDULE	OF SCHEDULE	RPI	RPI	RPI	RPI
DIV. I ONLY	10- 6	104	8-2	73	75	50	50	20	20	
DIV. I NON-CONF.	4- 5	190	0- 0	6	8	34	34	18	18	
-----										
TOTALS	RPI 1-25	RPI 26-50	W-L RECORDS	RPI 51-100	RPI 101-150	RPI 150+				
10- 6	0- 3	1- 1	OVERALL	2- 2	1- 0	6- 0				
5- 1	0- 0	0- 0	HOME	2- 1	1- 0	2- 0				
5- 5	0- 3	1- 1	AWAY	0- 1	0- 0	4- 0				
0- 0	0- 0	0- 0	NEUTRAL	0- 0	0- 0	0- 0				
4- 5	0- 3	1- 1	NON-CONFERENCE	2- 1	0- 0	1- 0				
3- 1	0- 0	0- 0	HOME	2- 1	0- 0	1- 0				
1- 4	0- 3	1- 1	AWAY	0- 0	0- 0	0- 0				
0- 0	0- 0	0- 0	NEUTRAL	0- 0	0- 0	0- 0				
6- 1	0- 0	0- 0	CONFERENCE	0- 1	1- 0	5- 0				
2- 0	0- 0	0- 0	HOME	0- 0	1- 0	1- 0				
4- 1	0- 0	0- 0	AWAY	0- 1	0- 0	4- 0				
0- 0	0- 0	0- 0	NEUTRAL	0- 0	0- 0	0- 0				

RPI 1-25				RPI 26-50				RPI 51-100				RPI 101+			
RPI	S	Opponent	Score	RPI	S	Opponent	Score	RPI	S	Opponent	Score	RPI	S	Opponent	Score
15	A	Marquette	54 80	32	A	Missouri	56 49	70	H	Maine	70 39	106	H	Youngstown St.	60 42
24	A	South Dakota	49 55	44	A	DePaul	64 73	80	H	Northwestern	55 57	161	H	Wisconsin	55 46
25	A	South Dakota St.	47 77					82	A	Wright St.	67 85	186	A	Milwaukee	76 62
								86	H	Dayton	51 35	268	H	Cleveland St.	62 53
												280	A	Northern Ky.	81 61
												297	A	Oakland	77 53
												328	A	Detroit Mercy	65 40
-----															
LAST 12 Division I GAMES:															
				82	A	Wright St.	67 85	297	A	Oakland	77 53				
				186	A	Milwaukee	76 62	328	A	Detroit Mercy	65 40				
				15	A	Marquette	54 80	106	H	Youngstown St.	60 42				
				161	H	Wisconsin	55 46	268	H	Cleveland St.	62 53				
				24	A	South Dakota	49 55	280	A	Northern Ky.	81 61				
				25	A	South Dakota St.	47 77	86	H	Dayton	51 35				

Non-Div I Games: Wis.-Parkside 81 32

Green Bay

Average RPI	Win:	226	WON-LOST	WINNING	LAST 10	STRENGTH OF	OPP. STRENGTH	TEAM	ADJ.	CONF.	ADJ CONF.
Average RPI	Loss:	170	RECORD	PCT. RANK	GAMES	SCHEDULE	OF SCHEDULE	RPI	RPI	RPI	RPI
DIV. I ONLY		7- 8		193	5-5	249	219	208	208	28	28
DIV. I NON-CONF.		3- 7		256	0- 1	192	148	261	261	29	29
-----											
TOTALS	RPI 1-25		RPI 26-50		W-L RECORDS	RPI 51-100		RPI 101-150		RPI 150+	
7- 8	0- 1		0- 0		OVERALL	1- 1		1- 1		5- 5	
4- 2	0- 0		0- 0		HOME	1- 0		1- 1		2- 1	
3- 4	0- 1		0- 0		AWAY	0- 0		0- 0		3- 3	
0- 2	0- 0		0- 0		NEUTRAL	0- 1		0- 0		0- 1	
3- 7	0- 1		0- 0		NON-CONFERENCE	1- 1		0- 1		2- 4	
2- 2	0- 0		0- 0		HOME	1- 0		0- 1		1- 1	
1- 3	0- 1		0- 0		AWAY	0- 0		0- 0		1- 2	
0- 2	0- 0		0- 0		NEUTRAL	0- 1		0- 0		0- 1	
4- 1	0- 0		0- 0		CONFERENCE	0- 0		1- 0		3- 1	
2- 0	0- 0		0- 0		HOME	0- 0		1- 0		1- 0	
2- 1	0- 0		0- 0		AWAY	0- 0		0- 0		2- 1	
0- 0	0- 0		0- 0		NEUTRAL	0- 0		0- 0		0- 0	

RPI 1-25				RPI 26-50				RPI 51-100				RPI 101+				Team's RPI: 208
RPI	S	Opponent	Score	RPI	S	Opponent	Score	RPI	S	Opponent	Score	RPI	S	Opponent	Score	
8	A	NC State	51 83					58	H	James Madison	72 65	130	H	Chattanooga	50 58	
								90	N	SFA	68 70	138	H	Radford	68 54	
												190	H	Elon	62 77	
												194	A	UNC Asheville	61 58	
												201	A	Cornell	53 79	
												225	H	Samford	64 57	
												239	N	Sacramento St.	61 65	
												243	A	Campbell	46 52	
												261	A	Columbia	63 88	
												290	A	Fla. Atlantic	72 68	
												334	A	Charleston So.	74 66	
												344	H	Longwood	66 40	
-----																
LAST 12 Division I GAMES:																
334	A	Charleston So.	74 66	239	N	Sacramento St.	61 65	243	A	Campbell	46 52					
261	A	Columbia	63 88	344	H	Longwood	66 40	138	H	Radford	68 54					
201	A	Cornell	53 79	194	A	UNC Asheville	61 58	225	H	Samford	64 57					
90	N	SFA	68 70													
8	A	NC State	51 83													
190	H	Elon	62 77													

Non-Div I Games: Mid-Atlantic Christ.115 48

Hampton

Average RPI	Win:	226	WON-LOST	WINNING	LAST 10	STRENGTH OF	OPP. STRENGTH	TEAM	ADJ.	CONF.	ADJ CONF.
Average RPI	Loss:	61	RECORD	PCT. RANK	GAMES	SCHEDULE	OF SCHEDULE	RPI	RPI	RPI	RPI
DIV. I ONLY		12- 7		99	8-2	115	160	96	96	23	23
DIV. I NON-CONF.		7- 7		162	0- 1	103	88	125	125	23	23
-----											
TOTALS	RPI 1-25		RPI 26-50		W-L RECORDS	RPI 51-100		RPI 101-150		RPI 150+	
12- 7	0- 1		0- 3		OVERALL	2- 2		1- 0		9- 1	
6- 2	0- 0		0- 1		HOME	2- 1		0- 0		4- 0	
6- 3	0- 0		0- 2		AWAY	0- 1		1- 0		5- 0	
0- 2	0- 1		0- 0		NEUTRAL	0- 0		0- 0		0- 1	
7- 7	0- 1		0- 3		NON-CONFERENCE	1- 2		0- 0		6- 1	
4- 2	0- 0		0- 1		HOME	1- 1		0- 0		3- 0	
3- 3	0- 0		0- 2		AWAY	0- 1		0- 0		3- 0	
0- 2	0- 1		0- 0		NEUTRAL	0- 0		0- 0		0- 1	
5- 0	0- 0		0- 0		CONFERENCE	1- 0		1- 0		3- 0	
2- 0	0- 0		0- 0		HOME	1- 0		0- 0		1- 0	
3- 0	0- 0		0- 0		AWAY	0- 0		1- 0		2- 0	
0- 0	0- 0		0- 0		NEUTRAL	0- 0		0- 0		0- 0	

RPI 1-25				RPI 26-50				RPI 51-100				Team's RPI : 96				RPI 101+			
RPI	S	Opponent	Score	RPI	S	Opponent	Score	RPI	S	Opponent	Score	RPI	S	Opponent	Score	RPI	S	Opponent	Score
5	N	Louisville	69 86	28	H	Michigan St.	66 74	57	A	Villanova	41 59	145	A	Stony Brook	64 36				
				36	A	Miami (FL)	62 75	66	H	Harvard	73 60	155	H	William & Mary	50 45				
				41	A	New Mexico	65 72	70	H	Maine	49 46	166	N	Southern Ill.	50 72				
								91	H	Princeton	38 75	173	A	Rhode Island	65 51				
												275	H	Vermont	61 32				
												288	H	Bryant	67 57				
												289	A	Central Conn. St.	54 52				
												292	A	UMass Lowell	66 44				
												314	A	NJIT	84 53				
												317	A	UMBC	66 52				
												329	H	Morgan St.	80 59				
LAST 12 Division I GAMES:																			
				317	A	UMBC	66 52	41	A	New Mexico	65 72								
				145	A	Stony Brook	64 36	36	A	Miami (FL)	62 75								
				314	A	NJIT	84 53	292	A	UMass Lowell	66 44								
				289	A	Central Conn. St.	54 52	70	H	Maine	49 46								
				91	H	Princeton	38 75	275	H	Vermont	61 32								
				28	H	Michigan St.	66 74	173	A	Rhode Island	65 51								

Non-Div I Games:

Hartford

Average RPI Win:	185	WON-LOST	WINNING	LAST 10	STRENGTH OF	OPP. STRENGTH	TEAM	ADJ.	CONF.	ADJ CONF.
Average RPI Loss:	48	RECORD	PCT. RANK	GAMES	SCHEDULE	OF SCHEDULE	RPI	RPI	RPI	RPI
DIV. I ONLY	8- 6	133	6-4	47	47	66	66	11	11	
DIV. I NON-CONF.	7- 6	153	1- 0	43	27	63	63	10	10	
-----										
TOTALS	RPI 1-25	RPI 26-50	W-L RECORDS	RPI 51-100	RPI 101-150	RPI 150+				
8- 6	0- 2	1- 1	OVERALL	0- 3	0- 0	7- 0				
3- 3	0- 1	0- 0	HOME	0- 2	0- 0	3- 0				
4- 3	0- 1	1- 1	AWAY	0- 1	0- 0	3- 0				
1- 0	0- 0	0- 0	NEUTRAL	0- 0	0- 0	1- 0				
7- 6	0- 2	1- 1	NON-CONFERENCE	0- 3	0- 0	6- 0				
2- 3	0- 1	0- 0	HOME	0- 2	0- 0	2- 0				
4- 3	0- 1	1- 1	AWAY	0- 1	0- 0	3- 0				
1- 0	0- 0	0- 0	NEUTRAL	0- 0	0- 0	1- 0				
1- 0	0- 0	0- 0	CONFERENCE	0- 0	0- 0	1- 0				
1- 0	0- 0	0- 0	HOME	0- 0	0- 0	1- 0				
0- 0	0- 0	0- 0	AWAY	0- 0	0- 0	0- 0				
0- 0	0- 0	0- 0	NEUTRAL	0- 0	0- 0	0- 0				

RPI 1-25				RPI 26-50				RPI 51-100 Team's RPI: 66				RPI 101+			
RPI	S	Opponent	Score	RPI	S	Opponent	Score	RPI	S	Opponent	Score	RPI	S	Opponent	Score
1	A	Notre Dame	58 103	30	A	Cal i forni a	85 79	68	H	Qui nni pi ac	67 72	153	A	CSUN	75 55
16	H	Rutgers	49 60	34	A	Purdue	65 66	70	H	Mai ne	60 67	163	H	Boston U.	67 47
								96	A	Hartford	60 73	173	A	Rhode Island	80 47
												196 N	H	Jacksonville St.	69 62
												224	H	Dartmouth	56 46
												262	A	Si ena	73 54
												276	H	La Salle	88 43
LAST 12 Division I GAMES:															
16	H	Rutgers	49 60	153	A	CSUN	75 55	224	H	Dartmouth	56 46	30	A	Cal i forni a	85 79
70	H	Mai ne	60 67	262	A	Si ena	73 54	276	H	La Salle	88 43	163	H	Boston U.	67 47
68	H	Qui nni pi ac	67 72									173	A	Rhode Island	80 47
196 N	H	Jacksonville St.	69 62												
96	A	Hartford	60 73												
262	A	Si ena	73 54												

Non-Div I Games:

Harvard

Average RPI Win: 199

Average RPI Loss: 147

WON-LOST  
RECORDWINNING  
PCT. RANKLAST 10  
GAMESSTRENGTH OF  
SCHEDULEOPP. STRENGTH  
OF SCHEDULETEAM  
RPIADJ.  
RPICONF.  
RPIADJ CONF.  
RPIDIV. I ONLY  
DIV. I NON-CONF.4- 11  
3- 9284  
2714-6  
0- 1156  
185158  
124270  
278270  
27821  
2121  
21

TOTALS

RPI 1-25

RPI 26-50

W-L RECORDS

RPI 51-100

RPI 101-150

RPI 150+

4- 11

0- 1

0- 1

OVERALL

0- 1

2- 2

2- 6

3- 6

0- 1

0- 0

HOME

0- 1

2- 2

1- 2

1- 4

0- 0

0- 0

AWAY

0- 0

0- 0

1- 4

0- 1

0- 0

0- 1

NEUTRAL

0- 0

0- 0

0- 0

3- 9

0- 1

0- 1

NON-CONFERENCE

0- 1

1- 2

2- 4

2- 5

0- 1

0- 0

HOME

0- 1

1- 2

1- 1

1- 3

0- 0

0- 0

AWAY

0- 0

0- 0

1- 3

0- 1

0- 0

0- 1

NEUTRAL

0- 0

0- 0

0- 0

1- 2

0- 0

0- 0

CONFERENCE

0- 0

1- 0

0- 2

1- 1

0- 0

0- 0

HOME

0- 0

1- 0

0- 1

0- 1

0- 0

0- 0

AWAY

0- 0

0- 0

0- 1

0- 0

0- 0

0- 0

NEUTRAL

0- 0

0- 0

0- 0

RPI 1-25

RPI 26-50

RPI 51-100

RPI 101+

Team's RPI: 270

RPI	S	Opponent	Score
4	H	Stanford	59 81

RPI	S	Opponent	Score
40	N	Utah	48 73

RPI	S	Opponent	Score
81	H	FGCU	67 73

RPI	S	Opponent	Score
103	H	UC Davis	65 60
128	H	Portland	65 72
129	H	Ameri can	57 69
131	H	Idaho	69 61
153	H	CSUN	29 49
160	H	Pepperdi ne	64 65
205	A	San Di ego St.	57 58
214	A	Cal St. Fullerton	68 72
226	A	UNLV	66 61
240	A	San Di ego	50 58
260	A	Nevada	78 79
336	H	Seattle U	67 51

LAST 12 Division I GAMES:

226	A	UNLV	66 61
131	H	Idaho	69 61
4	H	Stanford	59 81
81	H	FGCU	67 73
129	H	Ameri can	57 69
336	H	Seattle U	67 51

40	N	Utah	48 73
153	H	CSUN	29 49
103	H	UC Davis	65 60
214	A	Cal St. Fullerton	68 72
260	A	Nevada	78 79
128	H	Portland	65 72

Non-Div I Games: Hawai i Paci fic 66 51

Hawai i

Average RPI Win:	276	WON-LOST	WINNING	LAST 10	STRENGTH OF	OPP. STRENGTH	TEAM	ADJ.	CONF.	ADJ CONF.
Average RPI Loss:	107	RECORD	PCT. RANK	GAMES	SCHEDULE	OF SCHEDULE	RPI	RPI	RPI	RPI
DIV. I ONLY	8- 6	133	7-3	243	272	156	156	28	28	
DIV. I NON-CONF.	5- 4	139	0- 0	163	230	131	131	29	29	
-----										
TOTALS	RPI 1-25	RPI 26-50	W-L RECORDS	RPI 51-100	RPI 101-150	RPI 150+				
8- 6	0- 0	0- 2	OVERALL	0- 1	1- 2	7- 1				
5- 0	0- 0	0- 0	HOME	0- 0	1- 0	4- 0				
3- 6	0- 0	0- 2	AWAY	0- 1	0- 2	3- 1				
0- 0	0- 0	0- 0	NEUTRAL	0- 0	0- 0	0- 0				
5- 4	0- 0	0- 2	NON-CONFERENCE	0- 1	1- 1	4- 0				
4- 0	0- 0	0- 0	HOME	0- 0	1- 0	3- 0				
1- 4	0- 0	0- 2	AWAY	0- 1	0- 1	1- 0				
0- 0	0- 0	0- 0	NEUTRAL	0- 0	0- 0	0- 0				
3- 2	0- 0	0- 0	CONFERENCE	0- 0	0- 1	3- 1				
1- 0	0- 0	0- 0	HOME	0- 0	0- 0	1- 0				
2- 2	0- 0	0- 0	AWAY	0- 0	0- 1	2- 1				
0- 0	0- 0	0- 0	NEUTRAL	0- 0	0- 0	0- 0				

RPI	S	Opponent	Score	RPI	S	Opponent	Score	RPI	S	Opponent	Score	RPI	S	Opponent	Score	Team's RPI: 156
26	A	Kentucky	49 71	97	A	Miami (OH)	55 68	129	H	American	66 61	138	A	Radford	58 80	
37	A	Clemson	64 83					148	A	Davidson	62 71	194	A	UNC Asheville	56 67	
								234	A	Gardner-Webb	78 61	236	A	ETSU	73 65	
								273	H	Norfolk St.	83 51	320	H	UNC Greensboro	82 75	
								327	H	Presbyterian	79 40	339	A	USC Upstate	87 61	
								348	H	N.C. Central	80 69					
-----																
LAST 12 Division I GAMES:																
236	A	ETSU	73 65	194	A	UNC Asheville	56 67	234	A	Gardner-Webb	78 61	327	H	Presbyterian	79 40	
129	H	American	66 61	138	A	Radford	58 80	339	A	USC Upstate	87 61	97	A	Miami (OH)	55 68	
273	H	Norfolk St.	83 51	148	A	Davidson	62 71									
37	A	Clemson	64 83													
320	H	UNC Greensboro	82 75													
148	A	Davidson	62 71													

Non-Div I Games: Greensboro 102 50 Mars Hill 86 36

High Point

Hofstra				Through Games Of Jan. 20, 2019							
Average RPI	Win:	278	WON-LOST	WINNING	LAST 10	STRENGTH OF	OPP. STRENGTH	TEAM	ADJ.	CONF.	ADJ CONF.
Average RPI	Loss:	156	RECORD	PCT. RANK	GAMES	SCHEDULE	OF SCHEDULE	RPI	RPI	RPI	RPI
DIV. I ONLY			5- 12	272	3-7	194	276	263	263	10	10
DIV. I NON-CONF.			5- 6	177	0- 0	260	327	229	229	13	13
-----											
TOTALS	RPI 1-25			RPI 26-50		W-L RECORDS		RPI 51-100		RPI 101-150	RPI 150+
5- 12	0- 0			0- 0		OVERALL		0- 2		0- 4	5- 6
1- 6	0- 0			0- 0		HOME		0- 0		0- 1	1- 5
3- 4	0- 0			0- 0		AWAY		0- 1		0- 2	3- 1
1- 2	0- 0			0- 0		NEUTRAL		0- 1		0- 1	1- 0
5- 6	0- 0			0- 0		NON-CONFERENCE		0- 1		0- 2	5- 3
1- 2	0- 0			0- 0		HOME		0- 0		0- 0	1- 2
3- 2	0- 0			0- 0		AWAY		0- 0		0- 1	3- 1
1- 2	0- 0			0- 0		NEUTRAL		0- 1		0- 1	1- 0
0- 6	0- 0			0- 0		CONFERENCE		0- 1		0- 2	0- 3
0- 4	0- 0			0- 0		HOME		0- 0		0- 1	0- 3
0- 2	0- 0			0- 0		AWAY		0- 1		0- 1	0- 0
0- 0	0- 0			0- 0		NEUTRAL		0- 0		0- 0	0- 0

RPI 1-25				RPI 26-50				RPI 51-100				RPI 101+ Team's RPI: 263					
RPI	S	Opponent	Score	RPI	S	Opponent	Score	RPI	S	Opponent	Score	RPI	S	Opponent	Score		
								58	A	James Madison	54	77	104	A	Towson	68	92
								82	N	Wright St.	64	93	123	H	Drexel	49	61
												126	N	Marist	57	71	
												145	A	Stony Brook	49	77	
												155	H	William & Mary	55	60	
												190	H	Elon	64	77	
												192	H	Delaware	59	78	
												211	H	Sacred Heart	64	70	
												227	A	Holy Cross	66	72	
												238	A	St. Bonaventure	67	59	
												244	N	Stetson	53	50	
												261	H	Columbia	63	65	
												262	A	Siena	57	50	
												317	A	UMBC	45	42	
												331	H	Iona	74	49	
LAST 12 Division I GAMES:																	
155	H	William & Mary	55	60	123	H	Drexel	49	61								
262	A	Siena	57	50	192	H	Delaware	59	78								
317	A	UMBC	45	42	104	A	Towson	68	92								
227	A	Holy Cross	66	72	58	A	James Madison	54	77								
211	H	Sacred Heart	64	70	190	H	Elon	64	77								
244	N	Stetson	53	50	126	N	Marist	57	71								

Non-Div I Games:      Wilmington (DE)      77      56

Hofstra

Average RPI Win:	259	WON-LOST	WINNING	LAST 10	STRENGTH OF	OPP. STRENGTH	TEAM	ADJ.	CONF.	ADJ CONF.
Average RPI Loss:	214	RECORD	PCT. RANK	GAMES	SCHEDULE	OF SCHEDULE	RPI	RPI	RPI	RPI

DIV. I ONLY	10- 7	124	5-5	331	283	227	227	19	19
DIV. I NON-CONF.	8- 3	71	0- 0	330	287	195	195	24	24
-----									
TOTALS	RPI 1-25	RPI 26-50	W-L RECORDS	RPI 51-100	RPI 101-150	RPI 150+			
10- 7	0- 0	0- 0	OVERALL	0- 1	0- 1	10- 5			
7- 2	0- 0	0- 0	HOME	0- 0	0- 0	7- 2			
3- 5	0- 0	0- 0	AWAY	0- 1	0- 1	3- 3			
0- 0	0- 0	0- 0	NEUTRAL	0- 0	0- 0	0- 0			
8- 3	0- 0	0- 0	NON-CONFERENCE	0- 1	0- 0	8- 2			
5- 1	0- 0	0- 0	HOME	0- 0	0- 0	5- 1			
3- 2	0- 0	0- 0	AWAY	0- 1	0- 0	3- 1			
0- 0	0- 0	0- 0	NEUTRAL	0- 0	0- 0	0- 0			
2- 4	0- 0	0- 0	CONFERENCE	0- 0	0- 1	2- 3			
2- 1	0- 0	0- 0	HOME	0- 0	0- 0	2- 1			
0- 3	0- 0	0- 0	AWAY	0- 0	0- 1	0- 2			
0- 0	0- 0	0- 0	NEUTRAL	0- 0	0- 0	0- 0			

RPI 1-25	RPI 26-50	RPI 51-100	RPI 101+	Team's RPI: 227
RPI S Opponent Score	RPI S Opponent Score	RPI S Opponent Score	RPI S Opponent Score	
		77 A Boston College 63 89	142 A Lehigh 55 64	
			163 H Boston U. 75 69	
			173 H Rhode Island 73 65	
			198 A Navy 47 54	
			204 H Rider 71 61	
			207 H Brown 85 89	
			230 H Colgate 67 70	
			263 H Hofstra 72 66	
			275 A Vermont 65 40	
			282 A Albany (NY) 56 50	
			288 A Bryant 81 62	
			292 H UMass Lowell 63 54	
			308 H Loyola Maryland 78 60	
			309 A New Hampshire 62 74	
			333 A Lafayette 63 73	
			340 H Manhattan 61 53	
LAST 12 Division I GAMES:				
230 H Colgate 67 70	163 H Boston U. 75 69			
288 A Bryant 81 62	198 A Navy 47 54			
340 H Manhattan 61 53	308 H Loyola Maryland 78 60			
309 A New Hampshire 62 74	142 A Lehigh 55 64			
263 H Hofstra 72 66	333 A Lafayette 63 73			
292 H UMass Lowell 63 54	275 A Vermont 65 40			

Non-Div I Games:

Holy Cross



Average RPI	Win:	220	WON-LOST	WINNING	LAST 10	STRENGTH OF	OPP. STRENGTH	TEAM	ADJ.	CONF.	ADJ CONF.
Average RPI	Loss:	66	RECORD	PCT. RANK	GAMES	SCHEDULE	OF SCHEDULE	RPI	RPI	RPI	RPI
DIV. I ONLY		9- 8		150	6-4	96	85	117	117	9	9
DIV. I NON-CONF.		6- 7		172	0- 0	93	76	109	109	9	9
-----											
TOTALS	RPI 1-25		RPI 26-50		W-L RECORDS	RPI 51-100		RPI 101-150		RPI 150+	
9- 8	0- 1		1- 3		OVERALL	0- 2		0- 2		8- 0	
2- 5	0- 1		1- 2		HOME	0- 1		0- 1		1- 0	
7- 3	0- 0		0- 1		AWAY	0- 1		0- 1		7- 0	
0- 0	0- 0		0- 0		NEUTRAL	0- 0		0- 0		0- 0	
6- 7	0- 0		1- 3		NON-CONFERENCE	0- 2		0- 2		5- 0	
1- 4	0- 0		1- 2		HOME	0- 1		0- 1		0- 0	
5- 3	0- 0		0- 1		AWAY	0- 1		0- 1		5- 0	
0- 0	0- 0		0- 0		NEUTRAL	0- 0		0- 0		0- 0	
3- 1	0- 1		0- 0		CONFERENCE	0- 0		0- 0		3- 0	
1- 1	0- 1		0- 0		HOME	0- 0		0- 0		1- 0	
2- 0	0- 0		0- 0		AWAY	0- 0		0- 0		2- 0	
0- 0	0- 0		0- 0		NEUTRAL	0- 0		0- 0		0- 0	

RPI 1-25				RPI 26-50				RPI 51-100				RPI 101+ Team's RPI: 117			
RPI	S	Opponent	Score	RPI	S	Opponent	Score	RPI	S	Opponent	Score	RPI	S	Opponent	Score
7	H	UConn	61 81	30	A	Cal i forn i a	79 80	77	H	Boston Col lege	57 64	124	H	UT Ar l ington	61 65
				31	H	Texas A&M	52 68	81	A	FGCU	71 76	136	A	Loui si ana Tech	88 100
				33	H	Georgi a Tech	95 89					200	A	George Mason	66 56
				41	H	New Mexi co	84 89					210	A	Southern Mi ss.	61 44
-----															
LAST 12 Divi s i o n I GAMES:															
200	A	George Mason	66 56	274	A	Wi chi ta St.	66 58								
124	H	UT Ar l ington	61 65	231	H	Temple	78 65								
31	H	Texas A&M	52 68	222	A	SMU	72 61								
236	A	ETSU	84 77	7	H	UConn	61 81								
81	A	FGCU	71 76	210	A	Southern Mi ss.	61 44								
41	H	New Mexi co	84 89	261	A	Col umbi a	83 72								

Non-Di v I Games:

Houston

■ Loss, 
 ■ Non-Conf, 
 ■ S Site, 
 ■ Home 
 ■ A Away 
 N Neutral

Average RPI Win: 304  
Average RPI Loss: 168

WON-LOST  
RECORD

WINNING  
PCT. RANK

LAST 10  
GAMES

STRENGTH OF  
SCHEDULE

OPP. STRENGTH  
OF SCHEDULE

TEAM  
RPI

ADJ.  
RPI

CONF.  
RPI

ADJ CONF.  
RPI

DIV. I ONLY	2- 9	314	3-7	222	290	323	323	26	26
DIV. I NON-CONF.	1- 5	311	0- 0	196	284	315	315	22	22
<hr/>									
TOTALS	RPI 1-25	RPI 26-50	W-L RECORDS	RPI 51-100	RPI 101-150	RPI 150+			
2- 9	0- 0	0- 0	OVERALL	0- 2	0- 0	2- 7			
2- 3	0- 0	0- 0	HOME	0- 0	0- 0	2- 3			
0- 6	0- 0	0- 0	AWAY	0- 2	0- 0	0- 4			
0- 0	0- 0	0- 0	NEUTRAL	0- 0	0- 0	0- 0			
1- 5	0- 0	0- 0	NON-CONFERENCE	0- 1	0- 0	1- 4			
1- 1	0- 0	0- 0	HOME	0- 0	0- 0	1- 1			
0- 4	0- 0	0- 0	AWAY	0- 1	0- 0	0- 3			
0- 0	0- 0	0- 0	NEUTRAL	0- 0	0- 0	0- 0			
1- 4	0- 0	0- 0	CONFERENCE	0- 1	0- 0	1- 3			
1- 2	0- 0	0- 0	HOME	0- 0	0- 0	1- 2			
0- 2	0- 0	0- 0	AWAY	0- 1	0- 0	0- 1			
0- 0	0- 0	0- 0	NEUTRAL	0- 0	0- 0	0- 0			

RPI 1-25				RPI 26-50				RPI 51-100				RPI 101+ Team's RPI: 323			
RPI	S	Opponent	Score	RPI	S	Opponent	Score	RPI	S	Opponent	Score	RPI	S	Opponent	Score
								59	A	Lamar University	50 63	159	A	Texas Tech	76 82
								62	A	Oklahoma St.	44 77	168	H	Oral Roberts	56 74
												170	H	Abilene Christian	62 72
												189	A	North Texas	75 100
												212	A	Nicholls St.	54 77
												215	H	Sam Houston St.	63 74
												274	A	Wichita St.	50 68
												286	H	New Orleans	83 74
												321	H	La. -Monroe	68 60
LAST 12 Division I GAMES:															
321	H	La. -Monroe	68 60	215	H	Sam Houston St.	63 74								
168	H	Oral Roberts	56 74	170	H	Abilene Christian	62 72								
62	A	Oklahoma St.	44 77	212	A	Nicholls St.	54 77								
189	A	North Texas	75 100	286	H	New Orleans	83 74								
159	A	Texas Tech	76 82	59	A	Lamar University	50 63								
274	A	Wichita St.	50 68												

Non-Div I Games: Howard Payne 93 60 Tex. A&M Int'l 81 48 McMurry 92 41 Southwest (NM) 100 57  
Houston Baptist

Average RPI Win: **286**  
 Average RPI Loss: **198**

WON-LOST  
RECORD

WINNING  
PCT. RANK

LAST 10  
GAMES

STRENGTH OF  
SCHEDULE

OPP. STRENGTH  
OF SCHEDULE

TEAM  
RPI

ADJ.  
RPI

CONF.  
RPI

ADJ CONF.  
RPI

DIV. I ONLY	10- 8	143	5-5	325	334	223	223	32	32
DIV. I NON-CONF.	7- 6	153	0- 0	295	295	204	204	32	32
-----									
TOTALS	RPI 1-25	RPI 26-50	W-L RECORDS	RPI 51-100	RPI 101-150	RPI 150+			
10- 8	0- 0	0- 1	OVERALL	0- 0	0- 1	10- 6			
5- 2	0- 0	0- 0	HOME	0- 0	0- 0	5- 2			
5- 6	0- 0	0- 1	AWAY	0- 0	0- 1	5- 4			
0- 0	0- 0	0- 0	NEUTRAL	0- 0	0- 0	0- 0			
7- 6	0- 0	0- 1	NON-CONFERENCE	0- 0	0- 1	7- 4			
2- 2	0- 0	0- 0	HOME	0- 0	0- 0	2- 2			
5- 4	0- 0	0- 1	AWAY	0- 0	0- 1	5- 2			
0- 0	0- 0	0- 0	NEUTRAL	0- 0	0- 0	0- 0			
3- 2	0- 0	0- 0	CONFERENCE	0- 0	0- 0	3- 2			
3- 0	0- 0	0- 0	HOME	0- 0	0- 0	3- 0			
0- 2	0- 0	0- 0	AWAY	0- 0	0- 0	0- 2			
0- 0	0- 0	0- 0	NEUTRAL	0- 0	0- 0	0- 0			

RPI 1-25				RPI 26-50				RPI 51-100				RPI 101+ Team's RPI: 223			
RPI	S	Opponent	Score	RPI	S	Opponent	Score	RPI	S	Opponent	Score	RPI	S	Opponent	Score
				45	A	North Carolina	63 85					114	A	Cincinnati	51 85
												155	A	William & Mary	75 88
												179	H	Mercer	70 85
												200	H	George Mason	73 59
												242	A	Niagara	68 61
												243	A	Campbell	69 64
												246	A	UMES	72 80
												252	H	Bethune-Cookman	61 40
												262	H	Siena	81 86
												276	A	La Salle	57 54
												283	A	Richmond	60 67
												300	A	South Carolina St.	63 72
												311	A	FIU	89 62
												314	H	NJIT	77 57
												329	H	Morgan St.	79 56
												345	A	Fairleigh Dickinson	79 58
												346	H	Florida A&M	74 68
LAST 12 Division I GAMES:															
				114	A	Cincinnati	51 85	300	A	South Carolina St.	63 72				
				179	H	Mercer	70 85	329	H	Morgan St.	79 56				
				311	A	FIU	89 62	252	H	Bethune-Cookman	61 40				
				243	A	Campbell	69 64	246	A	UMES	72 80				
				283	A	Richmond	60 67	346	H	Florida A&M	74 68				
				242	A	Niagara	68 61	45	A	North Carolina	63 85				

Howard

Howard

Non-Div I Games:

Howard

IUPUI		Average RPI	WON-LOST	WINNING	LAST 10	STRENGTH OF	OPP. STRENGTH	TEAM	ADJ.	CONF.	ADJ CONF.
Average RPI		Loss:	RECORD	PCT. RANK	GAMES	SCHEDULE	OF SCHEDULE	RPI	RPI	RPI	RPI
DIV. I ONLY	10- 7		124	5-5		196	162	151	151	20	20
DIV. I NON-CONF.	5- 5		162	0- 0		39	101	71	71	18	18
-----											
TOTALS	RPI 1-25		RPI 26-50		W-L RECORDS	RPI 51-100		RPI 101-150		RPI 150+	
10- 7	0- 1		0- 1		OVERALL	0- 2		2- 1		8- 2	
5- 3	0- 0		0- 1		HOME	0- 2		1- 0		4- 0	
4- 4	0- 1		0- 0		AWAY	0- 0		0- 1		4- 2	
1- 0	0- 0		0- 0		NEUTRAL	0- 0		1- 0		0- 0	
5- 5	0- 1		0- 1		NON-CONFERENCE	0- 1		2- 0		3- 2	
1- 2	0- 0		0- 1		HOME	0- 1		1- 0		0- 0	
3- 3	0- 1		0- 0		AWAY	0- 0		0- 0		3- 2	
1- 0	0- 0		0- 0		NEUTRAL	0- 0		1- 0		0- 0	
5- 2	0- 0		0- 0		CONFERENCE	0- 1		0- 1		5- 0	
4- 1	0- 0		0- 0		HOME	0- 1		0- 0		4- 0	
1- 1	0- 0		0- 0		AWAY	0- 0		0- 1		1- 0	
0- 0	0- 0		0- 0		NEUTRAL	0- 0		0- 0		0- 0	

RPI 1-25				RPI 26-50				RPI 51-100				RPI 101+ Team's RPI: 151			
RPI	S	Opponent	Score	RPI	S	Opponent	Score	RPI	S	Opponent	Score	RPI	S	Opponent	Score
12	A	Iowa	58 72	38	H	Ohio	66 73	79	H	UNI	40 53	106	A	Youngstown St.	52 70
								82	H	Wright St.	75 78	127	N	VCU	63 61
												140	H	UT Martin	73 72
												158	A	Indiana St.	64 59
												161	A	Wisconsin	64 65
												166	A	Southern Ill.	73 78
												195	A	Ole Miss	66 58
												253	A	UTSA	58 50
												268	A	Cleveland St.	75 50
												280	H	Northern Ky.	70 48
												297	H	Oakland	82 53
												328	H	Detroit Mercy	82 47
												335	H	UIC	71 43
LAST 12 Division I GAMES:															
				82	H	Wright St.	75 78	335	H	UIC	71 43				
				166	A	Southern Ill.	73 78	297	H	Oakland	82 53				
				38	H	Ohio	66 73	328	H	Detroit Mercy	82 47				
				12	A	Iowa	58 72	106	A	Youngstown St.	52 70				
				158	A	Indiana St.	64 59	268	A	Cleveland St.	75 50				
				79	H	UNI	40 53	280	H	Northern Ky.	70 48				

Non-Div I Games: Purdue Northwest 101 40

IUPUI



Average RPI	Win:	238	WON-LOST	WINNING	LAST 10	STRENGTH OF	OPP. STRENGTH	TEAM	ADJ.	CONF.	ADJ CONF.
Average RPI	Loss:	63	RECORD	PCT. RANK	GAMES	SCHEDULE	OF SCHEDULE	RPI	RPI	RPI	RPI
DIV. I ONLY		9- 6		118	8-2	161	159	120	120	15	15
DIV. I NON-CONF.		4- 4		162	0- 0	24	188	60	60	12	12
-----											
TOTALS	RPI 1-25		RPI 26-50		W-L RECORDS	RPI 51-100		RPI 101-150		RPI 150+	
9- 6	0- 1		0- 2		OVERALL	0- 1		0- 2		9- 0	
4- 1	0- 0		0- 0		HOME	0- 0		0- 1		4- 0	
4- 4	0- 1		0- 1		AWAY	0- 1		0- 1		4- 0	
1- 1	0- 0		0- 1		NEUTRAL	0- 0		0- 0		1- 0	
4- 4	0- 1		0- 2		NON-CONFERENCE	0- 1		0- 0		4- 0	
2- 0	0- 0		0- 0		HOME	0- 0		0- 0		2- 0	
1- 3	0- 1		0- 1		AWAY	0- 1		0- 0		1- 0	
1- 1	0- 0		0- 1		NEUTRAL	0- 0		0- 0		1- 0	
5- 2	0- 0		0- 0		CONFERENCE	0- 0		0- 2		5- 0	
2- 1	0- 0		0- 0		HOME	0- 0		0- 1		2- 0	
3- 1	0- 0		0- 0		AWAY	0- 0		0- 1		3- 0	
0- 0	0- 0		0- 0		NEUTRAL	0- 0		0- 0		0- 0	

RPI 1-25				RPI 26-50				RPI 51-100				RPI 101+				Team's RPI: 120
RPI	S	Opponent	Score	RPI	S	Opponent	Score	RPI	S	Opponent	Score	RPI	S	Opponent	Score	
10	A	Gonzaga	51 70	33	N	Georgia Tech	51 74	54	A	Arizona	46 71	107	A	Northern Colo.	56 60	
				40	A	Utah	60 74					131	H	Idaho	72 86	
												160	H	Pepperdine	65 63	
												177	H	Eastern Wash.	63 48	
												209	A	Southern Utah	69 57	
												217	H	Utah Valley	80 68	
												239	H	Sacramento St.	73 43	
												255	A	Northern Ariz.	80 69	
												284	A	California Baptist	72 57	
												296	N	Kennesaw St.	60 49	
												303	A	Weber St.	70 57	
-----																
LAST 12 Division I GAMES:																
131	H	Idaho	72 86	107	A	Northern Colo.	56 60									
160	H	Pepperdine	65 63	239	H	Sacramento St.	73 43									
217	H	Utah Valley	80 68	303	A	Weber St.	70 57									
33	N	Georgia Tech	51 74	255	A	Northern Ariz.	80 69									
296	N	Kennesaw St.	60 49	209	A	Southern Utah	69 57									
40	A	Utah	60 74	177	H	Eastern Wash.	63 48									

Non-Div I Games: Benedictine Mesa 88 51

Idaho St.

Average RPI Win:	233	WON-LOST	WINNING	LAST 10	STRENGTH OF	OPP. STRENGTH	TEAM	ADJ.	CONF.	ADJ CONF.
Average RPI Loss:	70	RECORD	PCT. RANK	GAMES	SCHEDULE	OF SCHEDULE	RPI	RPI	RPI	RPI
DIV. I ONLY	9- 9	163	3-7	92	115	164	164	4	4	
DIV. I NON-CONF.	8- 3	71	0- 0	234	277	155	155	5	5	
-----										
TOTALS	RPI 1-25	RPI 26-50	W-L RECORDS	RPI 51-100	RPI 101-150	RPI 150+				
9- 9	0- 2	0- 3	OVERALL	0- 2	1- 1	8- 1				
7- 5	0- 2	0- 2	HOME	0- 1	0- 0	7- 0				
2- 3	0- 0	0- 1	AWAY	0- 1	1- 1	1- 0				
0- 1	0- 0	0- 0	NEUTRAL	0- 0	0- 0	0- 1				
8- 3	0- 0	0- 2	NON-CONFERENCE	0- 0	0- 0	8- 1				
7- 1	0- 0	0- 1	HOME	0- 0	0- 0	7- 0				
1- 1	0- 0	0- 1	AWAY	0- 0	0- 0	1- 0				
0- 1	0- 0	0- 0	NEUTRAL	0- 0	0- 0	0- 1				
1- 6	0- 2	0- 1	CONFERENCE	0- 2	1- 1	0- 0				
0- 4	0- 2	0- 1	HOME	0- 1	0- 0	0- 0				
1- 2	0- 0	0- 0	AWAY	0- 1	1- 1	0- 0				
0- 0	0- 0	0- 0	NEUTRAL	0- 0	0- 0	0- 0				

RPI 1-25				RPI 26-50				RPI 51-100				RPI 101+ Team's RPI: 164			
RPI	S	Opponent	Score	RPI	S	Opponent	Score	RPI	S	Opponent	Score	RPI	S	Opponent	Score
12	H	Iowa	75 94	29	H	Indiana	83 85	71	H	Nebraska	67 77	113	A	Penn St.	48 62
16	H	Rutgers	60 71	32	H	Missouri	45 67	80	A	Northwestern	45 68	116	A	Minnesota	66 62
				37	A	Clemson	67 69					158	H	Indiana St.	75 57
												184	H	Eastern Mich.	72 66
												199	H	SIUE	74 57
												239	N	Sacramento St.	107 109
												261	H	Columbia	76 69
												281	H	Murray St.	84 52
												287	H	Alabama A&M	88 60
												306	A	Cal Poly	74 51
												307	H	Valparaiso	73 54
-----															
LAST 12 Division I GAMES:															
29	H	Indiana	83 85	12	H	Iowa	75 94								
32	H	Missouri	45 67	71	H	Nebraska	67 77								
199	H	SIUE	74 57	113	A	Penn St.	48 62								
281	H	Murray St.	84 52	16	H	Rutgers	60 71								
158	H	Indiana St.	75 57	116	A	Minnesota	66 62								
184	H	Eastern Mich.	72 66	80	A	Northwestern	45 68								

Non-Div I Games:

Illinois

Average RPI Win:	233	WON-LOST	WINNING	LAST 10	STRENGTH OF	OPP. STRENGTH	TEAM	ADJ.	CONF.	ADJ CONF.
Average RPI Loss:	133	RECORD	PCT. RANK	GAMES	SCHEDULE	OF SCHEDULE	RPI	RPI	RPI	RPI

DIV. I ONLY	9- 7	135	7-3	262	181	182	182	12	12
DIV. I NON-CONF.	6- 4	125	0- 0	300	282	187	187	14	14
TOTALS	RPI 1-25	RPI 26-50	W-L RECORDS	RPI 51-100	RPI 101-150	RPI 150+			
9- 7	0- 2	0- 0	OVERALL	1- 1	0- 0	8- 4			
6- 2	0- 1	0- 0	HOME	1- 1	0- 0	5- 0			
3- 5	0- 1	0- 0	AWAY	0- 0	0- 0	3- 4			
0- 0	0- 0	0- 0	NEUTRAL	0- 0	0- 0	0- 0			
6- 4	0- 1	0- 0	NON-CONFERENCE	0- 0	0- 0	6- 3			
4- 0	0- 0	0- 0	HOME	0- 0	0- 0	4- 0			
2- 4	0- 1	0- 0	AWAY	0- 0	0- 0	2- 3			
0- 0	0- 0	0- 0	NEUTRAL	0- 0	0- 0	0- 0			
3- 3	0- 1	0- 0	CONFERENCE	1- 1	0- 0	2- 1			
2- 2	0- 1	0- 0	HOME	1- 1	0- 0	1- 0			
1- 1	0- 0	0- 0	AWAY	0- 0	0- 0	1- 1			
0- 0	0- 0	0- 0	NEUTRAL	0- 0	0- 0	0- 0			

RPI 1-25	RPI 26-50	RPI 51-100	RPI 101+	Team's RPI: 182
RPI S Opponent Score	RPI S Opponent Score	RPI S Opponent Score	RPI S Opponent Score	
11 H Drake 64 82		79 H UNI 66 64	158 A Indiana St. 44 59	
20 A Butler 56 58		92 H Missouri St. 47 59	166 H Southern Ill. 60 52	
			184 A Eastern Mi ch. 41 50	
			193 A UMKC 62 55	
			199 A SIUE 61 68	
			206 H Saint Louis 72 67	
			218 H North Dakota 67 55	
			268 A Cleveland St. 63 67	
			280 A Northern Ky. 58 53	
			297 H Oakland 62 56	
			312 H Austin Peay 61 49	
			343 A Evansville 72 61	
LAST 12 Division I GAMES:				
193 A UMKC 62 55	92 H Missouri St. 47 59			
206 H Saint Louis 72 67	166 H Southern Ill. 60 52			
280 A Northern Ky. 58 53	343 A Evansville 72 61			
312 H Austin Peay 61 49	158 A Indiana St. 44 59			
297 H Oakland 62 56	11 H Drake 64 82			
20 A Butler 56 58	79 H UNI 66 64			

Non-Div I Games: Maryville (MO) 61 52

Illinois St.



Average RPI Win:	319	WON-LOST	WINNING	LAST 10	STRENGTH OF	OPP. STRENGTH	TEAM	ADJ.	CONF.	ADJ CONF.
Average RPI Loss:	161	RECORD	PCT. RANK	GAMES	SCHEDULE	OF SCHEDULE	RPI	RPI	RPI	RPI

DIV. I ONLY	1- 15	343	1-9	163	256	315	315	26	26
DIV. I NON-CONF.	0- 11	336	0- 0	79	209	305	305	22	22
-----									
TOTALS	RPI 1-25	RPI 26-50	W-L RECORDS	RPI 51-100	RPI 101-150	RPI 150+			
1- 15	0- 2	0- 0	OVERALL	0- 2	0- 4	1- 7			
0- 6	0- 0	0- 0	HOME	0- 1	0- 3	0- 2			
1- 9	0- 2	0- 0	AWAY	0- 1	0- 1	1- 5			
0- 0	0- 0	0- 0	NEUTRAL	0- 0	0- 0	0- 0			
0- 11	0- 2	0- 0	NON-CONFERENCE	0- 1	0- 4	0- 4			
0- 4	0- 0	0- 0	HOME	0- 0	0- 3	0- 1			
0- 7	0- 2	0- 0	AWAY	0- 1	0- 1	0- 3			
0- 0	0- 0	0- 0	NEUTRAL	0- 0	0- 0	0- 0			
1- 4	0- 0	0- 0	CONFERENCE	0- 1	0- 0	1- 3			
0- 2	0- 0	0- 0	HOME	0- 1	0- 0	0- 1			
1- 2	0- 0	0- 0	AWAY	0- 0	0- 0	1- 2			
0- 0	0- 0	0- 0	NEUTRAL	0- 0	0- 0	0- 0			

RPI 1-25				RPI 26-50				RPI 51-100				RPI 101+ Team's RPI: 315			
RPI	S	Opponent	Score	RPI	S	Opponent	Score	RPI	S	Opponent	Score	RPI	S	Opponent	Score
14	A	Arizona St.	43 81					54	A	Arizona	42 84	101	H	Rice	63 74
24	A	South Dakota	43 96					90	H	SFA	56 66	116	A	Minnesota	39 75
												117	H	Houston	60 79
												124	H	UT Arlington	49 97
												181	A	Massachusetts	59 71
												205	A	San Diego St.	38 81
												212	A	Nicholls St.	62 86
												215	H	Sam Houston St.	56 76
												303	H	Weber St.	64 72
												319	A	McNeese	68 66
												326	A	Central Ark.	43 74
												337	A	Grand Canyon	63 74
LAST 12 Division I GAMES:															
181	A	Massachusetts	59 71	90	H	SFA	56 66	326	A	Central Ark.	43 74	215	H	Sam Houston St.	56 76
116	A	Minnesota	39 75					212	A	Nicholls St.	62 86	319	A	McNeese	68 66
124	H	UT Arlington	49 97					101	H	Rice	63 74				
54	A	Arizona	42 84												
303	H	Weber St.	64 72												
205	A	San Diego St.	38 81												

Non-Div I Games:

Incarnate Word

Average RPI Win:	133	WON-LOST	WINNING	LAST 10	STRENGTH OF	OPP. STRENGTH	TEAM	ADJ.	CONF.	ADJ CONF.
Average RPI Loss:	96	RECORD	PCT. RANK	GAMES	SCHEDULE	OF SCHEDULE	RPI	RPI	RPI	RPI
DIV. I ONLY	15- 4	35	6-4	78	22	29	29	4	4	
DIV. I NON-CONF.	11- 1	13	0- 0	109	46	18	18	5	5	
-----										
TOTALS	RPI 1-25	RPI 26-50	W-L RECORDS	RPI 51-100	RPI 101-150	RPI 150+				
15- 4	2- 0	1- 1	OVERALL	3- 2	3- 0	6- 1				
8- 1	1- 0	1- 0	HOME	2- 1	1- 0	3- 0				
5- 2	0- 0	0- 1	AWAY	1- 1	1- 0	3- 0				
2- 1	1- 0	0- 0	NEUTRAL	0- 0	1- 0	0- 1				
11- 1	2- 0	0- 0	NON-CONFERENCE	3- 0	2- 0	4- 1				
6- 0	1- 0	0- 0	HOME	2- 0	0- 0	3- 0				
3- 0	0- 0	0- 0	AWAY	1- 0	1- 0	1- 0				
2- 1	1- 0	0- 0	NEUTRAL	0- 0	1- 0	0- 1				
4- 3	0- 0	1- 1	CONFERENCE	0- 2	1- 0	2- 0				
2- 1	0- 0	1- 0	HOME	0- 1	1- 0	0- 0				
2- 2	0- 0	0- 1	AWAY	0- 1	0- 0	2- 0				
0- 0	0- 0	0- 0	NEUTRAL	0- 0	0- 0	0- 0				

RPI 1-25				RPI 26-50				Team's RPI: 29				RPI 51-100				RPI 101+			
RPI	S	Opponent	Score	RPI	S	Opponent	Score	RPI	S	Opponent	Score	RPI	S	Opponent	Score	RPI	S	Opponent	Score
20	H	Butler	66 46	28	H	Michigan St.	68 64	56	A	UCLA	67 65	113	H	Penn St.	83 75				
24	N	South Dakota	68 60	34	A	Purdue	53 56	80	H	Northwestern	69 75	119	A	Wake Forest	87 73				
								92	H	Missouri St.	98 74	133	N	Loyola Marymount	67 43				
								94	H	Northern Ill.	91 73	161	A	Wisconsin	75 68				
								99	A	Ohio St.	50 55	164	A	Illinois	85 83				
												169	N	Grambling	62 65				
												186	H	Milwaukee	68 66				
												213	H	Florida	83 64				
												291	H	North Florida	75 52				
												297	A	Oakland	59 32				
LAST 12 Division I GAMES:																			
164	A	Illinois	85 83	34	A	Purdue	53 56	80	H	Northwestern	69 75	161	A	Wisconsin	75 68				
24	N	South Dakota	68 60	80	H	Northwestern	69 75	99	A	Ohio St.	50 55	28	H	Michigan St.	68 64				
169	N	Grambling	62 65	161	A	Wisconsin	75 68	113	H	Penn St.	83 75								
133	N	Loyola Marymount	67 43	99	A	Ohio St.	50 55												
92	H	Missouri St.	98 74	28	H	Michigan St.	68 64												
20	H	Butler	66 46	113	H	Penn St.	83 75												

Non-Div I Games:

Indiana

Average RPI Win:	249	WON-LOST	WINNING	LAST 10	STRENGTH OF	OPP. STRENGTH	TEAM	ADJ.	CONF.	ADJ CONF.
Average RPI Loss:	152	RECORD	PCT. RANK	GAMES	SCHEDULE	OF SCHEDULE	RPI	RPI	RPI	RPI
DIV. I ONLY	8- 8	163	5-5	164	316	158	158	12	12	
DIV. I NON-CONF.	5- 5	162	0- 0	208	322	173	173	14	14	
-----										
TOTALS	RPI 1-25	RPI 26-50	W-L RECORDS	RPI 51-100	RPI 101-150	RPI 150+				
8- 8	0- 1	0- 0	OVERALL	0- 1	0- 1	8- 5				
2- 2	0- 0	0- 0	HOME	0- 0	0- 0	2- 2				
6- 5	0- 1	0- 0	AWAY	0- 1	0- 0	6- 3				
0- 1	0- 0	0- 0	NEUTRAL	0- 0	0- 1	0- 0				
5- 5	0- 1	0- 0	NON-CONFERENCE	0- 0	0- 1	5- 3				
1- 1	0- 0	0- 0	HOME	0- 0	0- 0	1- 1				
4- 3	0- 1	0- 0	AWAY	0- 0	0- 0	4- 2				
0- 1	0- 0	0- 0	NEUTRAL	0- 0	0- 1	0- 0				
3- 3	0- 0	0- 0	CONFERENCE	0- 1	0- 0	3- 2				
1- 1	0- 0	0- 0	HOME	0- 0	0- 0	1- 1				
2- 2	0- 0	0- 0	AWAY	0- 1	0- 0	2- 1				
0- 0	0- 0	0- 0	NEUTRAL	0- 0	0- 0	0- 0				

RPI 1-25				RPI 26-50				RPI 51-100				RPI 101+ Team's RPI: 158			
RPI	S	Opponent	Score	RPI	S	Opponent	Score	RPI	S	Opponent	Score	RPI	S	Opponent	Score
20	A	Butler	49 72					92	A	Missouri St.	58 71	146	N	UC Irvine	61 77
												151	H	IUPUI	59 64
												164	A	Illinois	57 75
												166	A	Southern Ill.	61 58
												171	H	Bradley	45 61
												182	H	Illinois St.	59 44
												206	A	Saint Louis	60 56
												218	A	Southeast Mo. St.	62 51
												220	A	Loyola Chicago	54 56
												237	A	Marshall	62 53
												249	A	Eastern Ill.	39 63
												307	A	Valparaiso	86 82
												335	H	UIC	60 53
												337	A	Grand Canyon	88 81
-----															
LAST 12 Division I GAMES:															
249	A	Eastern Ill.	39 63	220	A	Loyola Chicago	54 56								
20	A	Butler	49 72	307	A	Valparaiso	86 82								
335	H	UIC	60 53	171	H	Bradley	45 61								
164	A	Illinois	57 75	182	H	Illinois St.	59 44								
151	H	IUPUI	59 64	166	A	Southern Ill.	61 58								
218	A	Southeast Mo. St.	62 51	92	A	Missouri St.	58 71								

Non-Div I Games: Davenport 79 43

Indiana St.

Average RPI Win:	197	WON-LOST	WINNING	LAST 10	STRENGTH OF	OPP. STRENGTH	TEAM	ADJ.	CONF.	ADJ CONF.
Average RPI Loss:	175	RECORD	PCT. RANK	GAMES	SCHEDULE	OF SCHEDULE	RPI	RPI	RPI	RPI
DIV. I ONLY	1- 16	345	0-10	191	215	331	331	27	27	
DIV. I NON-CONF.	1- 10	330	0- 0	87	105	282	282	28	28	
-----										
TOTALS	RPI 1-25	RPI 26-50	W-L RECORDS	RPI 51-100	RPI 101-150	RPI 150+				
1- 16	0- 1	0- 0	OVERALL	0- 4	0- 3	1- 8				
1- 9	0- 1	0- 0	HOME	0- 1	0- 3	1- 4				
0- 7	0- 0	0- 0	AWAY	0- 3	0- 0	0- 4				
0- 0	0- 0	0- 0	NEUTRAL	0- 0	0- 0	0- 0				
1- 10	0- 1	0- 0	NON-CONFERENCE	0- 4	0- 3	1- 2				
1- 5	0- 1	0- 0	HOME	0- 1	0- 3	1- 0				
0- 5	0- 0	0- 0	AWAY	0- 3	0- 0	0- 2				
0- 0	0- 0	0- 0	NEUTRAL	0- 0	0- 0	0- 0				
0- 6	0- 0	0- 0	CONFERENCE	0- 0	0- 0	0- 6				
0- 4	0- 0	0- 0	HOME	0- 0	0- 0	0- 4				
0- 2	0- 0	0- 0	AWAY	0- 0	0- 0	0- 2				
0- 0	0- 0	0- 0	NEUTRAL	0- 0	0- 0	0- 0				

RPI	S	Opponent	Score	RPI	S	Opponent	Score	RPI	S	Opponent	Score	RPI	S	Opponent	Score
18	H	Central Mich.	39 82					52	A	Bucknell	43 81	105	H	St. John's (NY)	35 61
								75	A	Kansas	44 75	139	H	Fordham	40 57
								83	H	Penn	43 66	145	H	Stony Brook	51 53
								95	A	Toledo	38 84	197	H	George Washington	52 43
												204	H	Rider	58 66
												231	A	Temple	39 59
												242	H	Niagara	46 58
												248	H	Monmouth	38 55
												262	A	Siena	47 59
												263	A	Hofstra	49 74
												295	H	Canisius	40 48
												340	A	Manhattan	33 55
LAST 12 Division I GAMES:															
139	H	Fordham	40 57	340	A	Manhattan	33 55								
145	H	Stony Brook	51 53	204	H	Rider	58 66								
83	H	Penn	43 66	242	H	Niagara	46 58								
231	A	Temple	39 59	295	H	Canisius	40 48								
52	A	Bucknell	43 81	262	A	Siena	47 59								
18	H	Central Mich.	39 82	248	H	Monmouth	38 55								

Non-Div I Games:

Iona

Average RPI Win:	130	WON-LOST	WINNING	LAST 10	STRENGTH OF	OPP. STRENGTH	TEAM	ADJ.	CONF.	ADJ CONF.
Average RPI Loss:	21	RECORD	PCT. RANK	GAMES	SCHEDULE	OF SCHEDULE	RPI	RPI	RPI	RPI
DIV. I ONLY	14- 4	39	8-2	13	31	12	12	4	4	
DIV. I NON-CONF.	9- 2	43	0- 1	16	33	10	10	5	5	
-----										
TOTALS	RPI 1-25	RPI 26-50	W-L RECORDS	RPI 51-100	RPI 101-150	RPI 150+				
14- 4	2- 2	0- 2	OVERALL	3- 0	3- 0	6- 0				
9- 0	1- 0	0- 0	HOME	3- 0	0- 0	5- 0				
4- 3	1- 1	0- 2	AWAY	0- 0	2- 0	1- 0				
1- 1	0- 1	0- 0	NEUTRAL	0- 0	1- 0	0- 0				
9- 2	2- 2	0- 0	NON-CONFERENCE	1- 0	2- 0	4- 0				
6- 0	1- 0	0- 0	HOME	1- 0	0- 0	4- 0				
2- 1	1- 1	0- 0	AWAY	0- 0	1- 0	0- 0				
1- 1	0- 1	0- 0	NEUTRAL	0- 0	1- 0	0- 0				
5- 2	0- 0	0- 2	CONFERENCE	2- 0	1- 0	2- 0				
3- 0	0- 0	0- 0	HOME	2- 0	0- 0	1- 0				
2- 2	0- 0	0- 2	AWAY	0- 0	1- 0	1- 0				
0- 0	0- 0	0- 0	NEUTRAL	0- 0	0- 0	0- 0				

RPI	S	Opponent	Score	RPI	S	Opponent	Score	RPI	S	Opponent	Score	RPI	S	Opponent	Score
1	A	Notre Dame	71 105	28	A	Michigan St.	70 84	65	H	Michigan	75 61	102	N	West Virginia	84 81
11	A	Drake	91 82	34	A	Purdue	57 62	71	H	Nebraska	77 71	110	A	Western Ky.	104 67
13	H	Iowa St.	73 70					79	H	UNI	83 57	116	A	Minnesota	81 63
22	N	Florida St.	67 71									151	H	IUPUI	72 58
												161	H	Wisconsin	71 53
												164	A	Illinois	94 75
												168	H	Oral Roberts	90 77
												257	H	Robert Morris	92 63
												348	H	N. C. Central	106 39
-----															
LAST 12 Division I GAMES:															
71	H	Nebraska	77 71	22	N	Florida St.	67 71	164	A	Illinois	94 75	65	H	Michigan	75 61
28	A	Michigan St.	70 84					116	A	Minnesota	81 63	34	A	Purdue	57 62
11	A	Drake	91 82					161	H	Wisconsin	71 53				
79	H	UNI	83 57												
151	H	IUPUI	72 58												
13	H	Iowa St.	73 70												

Non-Div I Games:

Iowa

Average RPI Win: 104

Average RPI Loss: 40

WON-LOST  
RECORDWINNING  
PCT. RANKLAST 10  
GAMESSTRENGTH OF  
SCHEDULEOPP. STRENGTH  
OF SCHEDULETEAM  
RPIADJ.  
RPICONF.  
RPIADJ CONF.  
RPIDIV. I ONLY  
DIV. I NON-CONF.14- 4  
10- 239  
378-2  
3- 03  
946  
7513  
813  
83  
33  
3

## TOTALS

RPI 1-25

RPI 26-50

W-L RECORDS

RPI 51-100

RPI 101-150

RPI 150+

14- 4

1- 3

3- 0

OVERALL

5- 0

1- 1

4- 0

12- 1

1- 1

3- 0

HOME

4- 0

1- 0

3- 0

1- 3

0- 2

0- 0

AWAY

1- 0

0- 1

0- 0

1- 0

0- 0

0- 0

NEUTRAL

0- 0

0- 0

1- 0

10- 2

1- 2

2- 0

NON-CONFERENCE

3- 0

0- 0

4- 0

9- 0

1- 0

2- 0

HOME

3- 0

0- 0

3- 0

0- 2

0- 2

0- 0

AWAY

0- 0

0- 0

0- 0

1- 0

0- 0

0- 0

NEUTRAL

0- 0

0- 0

1- 0

4- 2

0- 1

1- 0

CONFERENCE

2- 0

1- 1

0- 0

3- 1

0- 1

1- 0

HOME

1- 0

1- 0

0- 0

1- 1

0- 0

0- 0

AWAY

1- 0

0- 1

0- 0

0- 0

0- 0

0- 0

NEUTRAL

0- 0

0- 0

0- 0

RPI 1-25

Team's RPI: 13

RPI 26-50

RPI 51-100

RPI 101+

RPI	S	Opponent	Score
11	H	Drake	86 81
12	A	Iowa	70 73
23	H	Texas	62 64
24	A	South Dakota	59 64

RPI	S	Opponent	Score
36	H	Miami (FL)	75 52
43	H	Kansas St.	96 58
47	H	Auburn	67 64

RPI	S	Opponent	Score
52	H	Bucknell	86 61
61	H	TCU	92 54
63	H	Arkansas	91 82
75	A	Kansas	82 73
94	H	Northern Ill.	70 60

RPI	S	Opponent	Score
102	A	West Virginia	64 73
137	H	Oklahoma	104 78
184	N	Eastern Mich.	85 59
191	H	Prairie View	94 46
218	H	North Dakota	87 35
242	H	Niagara	95 35

## LAST 12 Division I GAMES:

61	H	TCU	92 54	94	H	Northern Ill.	70 60
75	A	Kansas	82 73	47	H	Auburn	67 64
43	H	Kansas St.	96 58	36	H	Miami (FL)	75 52
52	H	Bucknell	86 61	137	H	Oklahoma	104 78
191	H	Prairie View	94 46	102	A	West Virginia	64 73
11	H	Drake	86 81	23	H	Texas	62 64

Non-Div I Games:

Iowa St.

Loss, 
 Non-Conf, S Site, 
 H Home
A Away 
 N Neutral

Average RPI Win:	337	WON-LOST	WINNING	LAST 10	STRENGTH OF	OPP. STRENGTH	TEAM	ADJ.	CONF.	ADJ CONF.
Average RPI Loss:	183	RECORD	PCT. RANK	GAMES	SCHEDULE	OF SCHEDULE	RPI	RPI	RPI	RPI
DIV. I ONLY	3- 11	303	4-6	306	292	332	332	30	30	
DIV. I NON-CONF.	2- 7	288	0- 0	187	299	289	289	26	26	
-----										
TOTALS	RPI 1-25	RPI 26-50	W-L RECORDS	RPI 51-100	RPI 101-150	RPI 150+				
3- 11	0- 1	0- 0	OVERALL	0- 1	0- 1	3- 8				
2- 2	0- 0	0- 0	HOME	0- 0	0- 0	2- 2				
0- 8	0- 1	0- 0	AWAY	0- 1	0- 1	0- 5				
1- 1	0- 0	0- 0	NEUTRAL	0- 0	0- 0	1- 1				
2- 7	0- 1	0- 0	NON-CONFERENCE	0- 1	0- 1	2- 4				
1- 1	0- 0	0- 0	HOME	0- 0	0- 0	1- 1				
0- 5	0- 1	0- 0	AWAY	0- 1	0- 1	0- 2				
1- 1	0- 0	0- 0	NEUTRAL	0- 0	0- 0	1- 1				
1- 4	0- 0	0- 0	CONFERENCE	0- 0	0- 0	1- 4				
1- 1	0- 0	0- 0	HOME	0- 0	0- 0	1- 1				
0- 3	0- 0	0- 0	AWAY	0- 0	0- 0	0- 3				
0- 0	0- 0	0- 0	NEUTRAL	0- 0	0- 0	0- 0				

RPI 1-25				RPI 26-50				RPI 51-100				RPI 101+ Team's RPI: 332			
RPI	S	Opponent	Score	RPI	S	Opponent	Score	RPI	S	Opponent	Score	RPI	S	Opponent	Score
9	A	Mississippi St.	38 105					63	A	Arkansas	57 76	124	A	UT Arlington	63 99
												180	N	Akron	57 74
												183	H	Southern U.	74 76
												191	A	Prairie View	57 76
												229	A	Alabama St.	67 74
												232	H	Southeastern La.	45 50
												254	A	Memphis	67 68
												259	A	Louisiana	61 68
												287	A	Alabama A&M	55 58
												326	H	Central Ark.	65 56
												335	N	UIC	72 57
												350	H	Alcorn	88 66
LAST 12 Division I GAMES:															
335	N	UIC	72 57	191	A	Prairie View	57 76	183	H	Southern U.	74 76	350	H	Alcorn	88 66
180	N	Akron	57 74	229	A	Alabama St.	67 74	287	A	Alabama A&M	55 58	63	A	Arkansas	57 76
232	H	Southeastern La.	45 50												
9	A	Mississippi St.	38 105												
259	A	Louisiana	61 68												
326	H	Central Ark.	65 56												

Non-Div I Games: Spring Hill 105 57 Millsaps 88 38

Jackson St.

Average RPI Win:	296	WON-LOST	WINNING	LAST 10	STRENGTH OF	OPP. STRENGTH	TEAM	ADJ.	CONF.	ADJ CONF.
Average RPI Loss:	152	RECORD	PCT. RANK	GAMES	SCHEDULE	OF SCHEDULE	RPI	RPI	RPI	RPI
DIV. I ONLY	7- 8	193	7-3	257	312	203	203	25	25	
DIV. I NON-CONF.	4- 6	212	0- 0	179	291	199	199	27	27	
-----										
TOTALS	RPI 1-25	RPI 26-50	W-L RECORDS	RPI 51-100	RPI 101-150	RPI 150+				
7- 8	0- 1	0- 1	OVERALL	0- 1	0- 1	7- 4				
2- 2	0- 0	0- 0	HOME	0- 0	0- 0	2- 2				
5- 4	0- 1	0- 1	AWAY	0- 0	0- 1	5- 1				
0- 2	0- 0	0- 0	NEUTRAL	0- 1	0- 0	0- 1				
4- 6	0- 1	0- 1	NON-CONFERENCE	0- 1	0- 1	4- 2				
1- 1	0- 0	0- 0	HOME	0- 0	0- 0	1- 1				
3- 3	0- 1	0- 1	AWAY	0- 0	0- 1	3- 0				
0- 2	0- 0	0- 0	NEUTRAL	0- 1	0- 0	0- 1				
3- 2	0- 0	0- 0	CONFERENCE	0- 0	0- 0	3- 2				
1- 1	0- 0	0- 0	HOME	0- 0	0- 0	1- 1				
2- 1	0- 0	0- 0	AWAY	0- 0	0- 0	2- 1				
0- 0	0- 0	0- 0	NEUTRAL	0- 0	0- 0	0- 0				

RPI 1-25				RPI 26-50				RPI 51-100				RPI 101+ Team's RPI: 203			
RPI	S	Opponent	Score	RPI	S	Opponent	Score	RPI	S	Opponent	Score	RPI	S	Opponent	Score
22	A	Florida St.	46 79	31	A	Texas A&M	53 73	55	N	Old Domini on	76 78	113	A	Penn St.	61 80
												157	H	North Ala.	59 62
												179	H	Mercer	71 66
												252	H	Bethune-Cookman	56 58
												264	A	Li berty	64 52
												287	N	Al abama A&M	60 65
												296	A	Kennesaw St.	55 75
												311	A	FIU	73 62
												314	A	NJIT	61 56
												330	H	Li pscomb	62 47
												334	A	Charleston So.	68 58
												342	A	Savannah St.	68 58
LAST 12 Division I GAMES:															
311	A	FIU	73 62	314	A	NJIT	61 56								
287	N	Al abama A&M	60 65	157	H	North Ala.	59 62								
113	A	Penn St.	61 80	264	A	Li berty	64 52								
252	H	Bethune-Cookman	56 58	296	A	Kennesaw St.	55 75								
334	A	Charleston So.	68 58	330	H	Li pscomb	62 47								
55	N	Old Domini on	76 78	179	H	Mercer	71 66								

Non-Div I Games: Webber Int'l 73 39 Edward Waters 100 48 Warner 105 55

Jacksonville



Average RPI Win:	270	WON-LOST	WINNING	LAST 10	STRENGTH OF	OPP. STRENGTH	TEAM	ADJ.	CONF.	ADJ CONF.
Average RPI Loss:	106	RECORD	PCT. RANK	GAMES	SCHEDULE	OF SCHEDULE	RPI	RPI	RPI	RPI
DIV. I ONLY	7- 9	204	4-6	193	198	196	196	22	22	
DIV. I NON-CONF.	5- 5	162	0- 1	224	206	189	189	20	20	
-----										
TOTALS	RPI 1-25	RPI 26-50	W-L RECORDS	RPI 51-100	RPI 101-150	RPI 150+				
7- 9	0- 0	0- 0	OVERALL	0- 6	0- 1	7- 2				
2- 5	0- 0	0- 0	HOME	0- 3	0- 1	2- 1				
5- 2	0- 0	0- 0	AWAY	0- 1	0- 0	5- 1				
0- 2	0- 0	0- 0	NEUTRAL	0- 2	0- 0	0- 0				
5- 5	0- 0	0- 0	NON-CONFERENCE	0- 4	0- 0	5- 1				
1- 2	0- 0	0- 0	HOME	0- 2	0- 0	1- 0				
4- 1	0- 0	0- 0	AWAY	0- 0	0- 0	4- 1				
0- 2	0- 0	0- 0	NEUTRAL	0- 2	0- 0	0- 0				
2- 4	0- 0	0- 0	CONFERENCE	0- 2	0- 1	2- 1				
1- 3	0- 0	0- 0	HOME	0- 1	0- 1	1- 1				
1- 1	0- 0	0- 0	AWAY	0- 1	0- 0	1- 0				
0- 0	0- 0	0- 0	NEUTRAL	0- 0	0- 0	0- 0				

RPI 1-25				RPI 26-50				RPI 51-100				RPI 101+ Team's RPI: 196					
RPI	S	Opponent	Score	RPI	S	Opponent	Score	RPI	S	Opponent	Score	RPI	S	Opponent	Score		
								66	N	Harvard	62	69	108	H	Tennessee Tech	49	66
								73	A	Bel mont	52	66	159	A	Texas Tech	58	71
								73	H	Bel mont	41	64	176	H	Georgi a St.	61	56
								85	H	Troy	63	89	195	A	Ole Miss	60	49
								93	N	Washi ngton St.	51	64	199	H	SIUE	47	51
								97	H	Mi ami (OH)	41	58	249	H	Eastern Ill.	78	49
													287	A	Al abama A&M	55	48
													305	A	Tennessee St.	62	52
													330	A	Li pscomb	58	46
													346	A	Fl ori da A&M	62	31
LAST 12 Division I GAMES:																	
				73	A	Bel mont	52	66	93	N	Washington St.	51	64				
				85	H	Troy	63	89	108	H	Tennessee Tech	49	66				
				97	H	Mi ami (OH)	41	58	73	H	Bel mont	41	64				
				176	H	Georgi a St.	61	56	199	H	SIUE	47	51				
				287	A	Al abama A&M	55	48	249	H	Eastern Ill.	78	49				
				195	A	Ole Miss	60	49	305	A	Tennessee St.	62	52				

Non-Div I Games: Montevallo 84 52

Jacksonville St.

Average RPI Win:	195	WON-LOST	WINNING	LAST 10	STRENGTH OF	OPP. STRENGTH	TEAM	ADJ.	CONF.	ADJ CONF.
Average RPI Loss:	117	RECORD	PCT. RANK	GAMES	SCHEDULE	OF SCHEDULE	RPI	RPI	RPI	RPI
DIV. I ONLY	13- 4	43	7-3	189	143	58	58	10	10	
DIV. I NON-CONF.	8- 3	71	0- 0	228	140	76	76	13	13	
<hr/>										
TOTALS	RPI 1-25	RPI 26-50	W-L RECORDS	RPI 51-100	RPI 101-150	RPI 150+				
13- 4	0- 0	0- 1	OVERALL	3- 0	2- 2	8- 1				
7- 0	0- 0	0- 0	HOME	3- 0	1- 0	3- 0				
6- 4	0- 0	0- 1	AWAY	0- 0	1- 2	5- 1				
0- 0	0- 0	0- 0	NEUTRAL	0- 0	0- 0	0- 0				
8- 3	0- 0	0- 1	NON-CONFERENCE	2- 0	1- 1	5- 1				
5- 0	0- 0	0- 0	HOME	2- 0	1- 0	2- 0				
3- 3	0- 0	0- 1	AWAY	0- 0	0- 1	3- 1				
0- 0	0- 0	0- 0	NEUTRAL	0- 0	0- 0	0- 0				
5- 1	0- 0	0- 0	CONFERENCE	1- 0	1- 1	3- 0				
2- 0	0- 0	0- 0	HOME	1- 0	0- 0	1- 0				
3- 1	0- 0	0- 0	AWAY	0- 0	1- 1	2- 0				
0- 0	0- 0	0- 0	NEUTRAL	0- 0	0- 0	0- 0				

RPI 1-25				RPI 26-50				RPI 51-100				RPI 101+			
RPI	S	Opponent	Score	RPI	S	Opponent	Score	RPI	S	Opponent	Score	RPI	S	Opponent	Score
				27	A	Maryl and	63 87	53	H	Northeastern	84 49	105	H	St. John's (NY)	64 51
								84	H	Georgetown	69 57	115	A	UNCW	63 66
								86	H	Dayton	68 55	119	A	Wake Forest	49 50
												123	A	Drexel	51 35
												192	A	Del aware	68 43
												197	H	George Washi ngton	50 37
												208	A	Hampton	65 72
												257	A	Robert Morris	59 36
												263	H	Hofstra	77 54
												264	A	Li berty	74 53
												266	H	Winthrop	56 39
												294	A	Col . of Charle ston	91 50
												347	A	Del aware St.	103 57
LAST 12 Division I GAMES:															
				257	A	Robert Morris	59 36	294	A	Col . of Charle ston	91 50				
				105	H	St. John's (NY)	64 51	115	A	UNCW	63 66				
				119	A	Wake Forest	49 50	53	H	Northeastern	84 49				
				27	A	Maryl and	63 87	263	H	Hofstra	77 54				
				86	H	Dayton	68 55	123	A	Drexel	51 35				
				264	A	Li berty	74 53	192	A	Del aware	68 43				

Non-Div I Games:

James Madison

Average RPI Win: 172

Average RPI Loss: 61

WON-LOST  
RECORDWINNING  
PCT. RANKLAST 10  
GAMESSTRENGTH OF  
SCHEDULEOPP. STRENGTH  
OF SCHEDULETEAM  
RPIADJ.  
RPICONF.  
RPIADJ CONF.  
RPIDIV. I ONLY  
DIV. I NON-CONF.11- 5  
10- 176  
195-5  
1- 075  
21956  
13075  
4175  
413  
33  
3

TOTALS

RPI 1-25

RPI 26-50

W-L RECORDS

RPI 51-100

RPI 101-150

RPI 150+

11- 5

0- 2

2- 0

OVERALL

2- 2

0- 0

7- 1

7- 3

0- 2

0- 0

HOME

0- 1

0- 0

7- 0

2- 2

0- 0

2- 0

AWAY

0- 1

0- 0

0- 1

2- 0

0- 0

0- 0

NEUTRAL

2- 0

0- 0

0- 0

10- 1

0- 0

1- 0

NON-CONFERENCE

2- 1

0- 0

7- 0

7- 0

0- 0

0- 0

HOME

0- 0

0- 0

7- 0

1- 1

0- 0

1- 0

AWAY

0- 1

0- 0

0- 0

2- 0

0- 0

0- 0

NEUTRAL

2- 0

0- 0

0- 0

1- 4

0- 2

1- 0

CONFERENCE

0- 1

0- 0

0- 1

0- 3

0- 2

0- 0

HOME

0- 1

0- 0

0- 0

1- 1

0- 0

1- 0

AWAY

0- 0

0- 0

0- 1

0- 0

0- 0

0- 0

NEUTRAL

0- 0

0- 0

0- 0

RPI 1-25

RPI 26-50

RPI 51-100

Team's RPI: 75

RPI 101+

RPI	S	Opponent	Score
2	H	Baylor	68 94
13	H	Iowa St.	73 82

RPI	S	Opponent	Score
43	A	Kansas St.	61 54
49	A	LSU	68 61

RPI	S	Opponent	Score
62	H	Oklahoma St.	62 72
71	A	Nebraska	52 58
80	N	Northwestern	66 57
93	N	Washington St.	71 63

RPI	S	Opponent	Score
159	A	Texas Tech	66 69
168	H	Oral Roberts	70 58
169	H	Grambling	76 45
193	H	UMKC	67 55
200	H	George Mason	77 56
275	H	Vermont	77 36
287	H	Alabama A&M	65 54
331	H	Iona	75 44

LAST 12 Division I GAMES:

275	H	Vermont	77	36	80	N	Northwestern	66	57
93	N	Washington St.	71	63	62	H	Oklahoma St.	62	72
169	H	Grambling	76	45	2	H	Baylor	68	94
71	A	Nebraska	52	58	43	A	Kansas St.	61	54
49	A	LSU	68	61	159	A	Texas Tech	66	69
331	H	Iona	75	44	13	H	Iowa St.	73	82

Non-Div I Games:

Kansas

Loss, 
 Non-Conf, 
 S Site, 
 H Home 
 A Away 
 N Neutral

Average RPI Win: 153      WON-LOST      WINNING      LAST 10  
Average RPI Loss: 26      RECORD      PCT. RANK      GAMES      STRENGTH OF      OPP. STRENGTH      TEAM      ADJ.      CONF.      ADJ CONF.  
SCHEDULE      OF SCHEDULE      RPI      RPI      RPI      RPI

DIV. I ONLY	12- 6	84	6-4	42	7	43	43	3	3
DIV. I NON-CONF.	9- 3	61	0- 0	107	15	56	56	3	3
-----									
TOTALS	RPI 1-25	RPI 26-50	W-L RECORDS	RPI 51-100	RPI 101-150	RPI 150+			
12- 6	1- 4	0- 1	OVERALL	4- 1	1- 0	6- 0			
9- 1	1- 0	0- 0	HOME	2- 1	1- 0	5- 0			
2- 2	0- 2	0- 0	AWAY	1- 0	0- 0	1- 0			
1- 3	0- 2	0- 1	NEUTRAL	1- 0	0- 0	0- 0			
9- 3	0- 2	0- 1	NON-CONFERENCE	4- 0	0- 0	5- 0			
7- 0	0- 0	0- 0	HOME	2- 0	0- 0	5- 0			
1- 0	0- 0	0- 0	AWAY	1- 0	0- 0	0- 0			
1- 3	0- 2	0- 1	NEUTRAL	1- 0	0- 0	0- 0			
3- 3	1- 2	0- 0	CONFERENCE	0- 1	1- 0	1- 0			
2- 1	1- 0	0- 0	HOME	0- 1	1- 0	0- 0			
1- 2	0- 2	0- 0	AWAY	0- 0	0- 0	1- 0			
0- 0	0- 0	0- 0	NEUTRAL	0- 0	0- 0	0- 0			

RPI 1-25				RPI 26-50				Team's RPI: 43				RPI 51-100				RPI 101+			
RPI	S	Opponent	Score	RPI	S	Opponent	Score	RPI	S	Opponent	Score	RPI	S	Opponent	Score	RPI	S	Opponent	Score
2	A	Bayl or	50 65	44	N	DePaul	59 79	59	H	Lamar Uni versi ty	73 55	137	H	Okl ahoma	86 56				
6	N	Syracuse	61 70					75	H	Kansas	54 61	159	A	Texas Tech	66 62				
13	A	Iowa St.	58 96					79	H	UNI	72 62	172	H	Vanderbi l t	72 61				
14	N	Arizona St.	51 65					91	N	Pri nceton	80 61	189	H	North Texas	60 42				
23	H	Texas	87 69					100	A	Li ttle Rock	53 47	193	H	UMKC	61 50				
												302	H	Omaha	61 46				
												326	H	Central Ark.	70 54				
LAST 12 Di vi sion I GAMES:																			
				79	H	UNI	72 62					159	A	Texas Tech	66 62				
				326	H	Central Ark.	70 54					23	H	Texas	87 69				
				14	N	Ari zona St.	51 65					75	H	Kansas	54 61				
				100	A	Li ttle Rock	53 47					2	A	Bayl or	50 65				
				59	H	Lamar Uni versi ty	73 55					137	H	Okl ahoma	86 56				
				172	H	Vanderbi l t	72 61					13	A	Iowa St.	58 96				

Non-Div I Games:

Kansas St.

Average RPI Win: 269		WON-LOST	WINNING	LAST 10	STRENGTH OF		OPP. STRENGTH	TEAM	ADJ.	CONF.	ADJ CONF.
Loss: 172		RECORD	PCT. RANK	GAMES	SCHEDULE		OF SCHEDULE	RPI	RPI	RPI	RPI
DIV. I ONLY		4- 12	291	3-7	205		296	296	296	25	25
DIV. I NON-CONF.		3- 9	271	0- 0	172		309	281	281	27	27
TOTALS		RPI 1-25	RPI 26-50	W-L RECORDS		RPI 51-100	RPI 101-150	RPI 150+			
4- 12	0- 0	0- 2		OVERALL		0- 2	0- 1	4- 7			
3- 2	0- 0	0- 0		HOME		0- 1	0- 0	3- 1			
0- 6	0- 0	0- 1		AWAY		0- 1	0- 0	0- 4			
1- 4	0- 0	0- 1		NEUTRAL		0- 0	0- 1	1- 2			
3- 9	0- 0	0- 2		NON-CONFERENCE		0- 1	0- 1	3- 5			
2- 0	0- 0	0- 0		HOME		0- 0	0- 0	2- 0			
0- 5	0- 0	0- 1		AWAY		0- 1	0- 0	0- 3			
1- 4	0- 0	0- 1		NEUTRAL		0- 0	0- 1	1- 2			
1- 3	0- 0	0- 0		CONFERENCE		0- 1	0- 0	1- 2			
1- 2	0- 0	0- 0		HOME		0- 1	0- 0	1- 1			
0- 1	0- 0	0- 0		AWAY		0- 0	0- 0	0- 1			
0- 0	0- 0	0- 0		NEUTRAL		0- 0	0- 0	0- 0			

RPI 1-25				RPI 26-50				RPI 51-100				RPI 101+				Team's RPI: 296	
RPI	S	Opponent	Score	RPI	S	Opponent	Score	RPI	S	Opponent	Score	RPI	S	Opponent	Score		
				28	N	Michigan St.	51 75	74	A	Seton Hall I	80 102	120	N	Idaho St.	49 60		
				33	A	Georgia Tech	35 60	81	H	FGCU	46 69	176	A	Georgia St.	73 79		
												179	A	Mercer	48 64		
												203	H	Jacksonville	75 55		
												221	A	East Carolina	56 68		
												245	H	Furman	74 63		
												252	N	Bethune-Cookman	61 64		
												264	H	Liberty	61 67		
												279	H	Ga. Southern	78 59		
												314	A	NJIT	60 66		
												317	N	UMBC	53 57		
												348	N	N. C. Central	78 54		
LAST 12 Division I GAMES:																	
				33	A	Georgia Tech	35 60	81	H	FGCU	46 69						
				176	A	Georgia St.	73 79	264	H	Liberty	61 67						
				179	A	Mercer	48 64	203	H	Jacksonville	75 55						
				279	H	Ga. Southern	78 59	314	A	NJIT	60 66						
				28	N	Michigan St.	51 75	348	N	N. C. Central	78 54						
				120	N	Idaho St.	49 60	252	N	Bethune-Cookman	61 64						

Non-Div I Games:	Middle Ga. St.	80	70
------------------	----------------	----	----

Kennesaw St.

■ Loss, ■ Non-Conf, S Site, H Home A Away N Neutral

Average RPI Win: 207

Average RPI Loss: 56

WON-LOST  
RECORDWINNING  
PCT. RANKLAST 10  
GAMESSTRENGTH OF  
SCHEDULEOPP. STRENGTH  
OF SCHEDULETEAM  
RPIADJ.  
RPICONF.  
RPIADJ CONF.  
RPIDIV. I ONLY  
DIV. I NON-CONF.9- 6  
6- 4118  
1257-3  
0- 068  
206116  
12076  
11376  
1138  
88  
8

TOTALS

RPI 1-25

RPI 26-50

W-L RECORDS

RPI 51-100

RPI 101-150

RPI 150+

9- 6  
5- 2  
4- 4  
0- 00- 2  
0- 1  
0- 1  
0- 00- 2  
0- 0  
0- 2  
0- 0OVERALL  
HOME  
AWAY  
NEUTRAL2- 1  
1- 0  
1- 1  
0- 01- 1  
1- 1  
0- 0  
0- 06- 0  
3- 0  
3- 0  
0- 06- 4  
3- 1  
3- 3  
0- 00- 1  
0- 0  
0- 1  
0- 00- 1  
0- 0  
0- 1  
0- 0NON-CONFERENCE  
HOME  
AWAY  
NEUTRAL0- 1  
0- 0  
0- 1  
0- 01- 1  
1- 1  
0- 0  
0- 05- 0  
2- 0  
3- 0  
0- 03- 2  
2- 1  
1- 1  
0- 00- 1  
0- 1  
0- 0  
0- 00- 1  
0- 0  
0- 1  
0- 0CONFERENCE  
HOME  
AWAY  
NEUTRAL2- 0  
1- 0  
1- 0  
0- 00- 0  
0- 0  
0- 0  
0- 01- 0  
1- 0  
0- 0  
0- 0

RPI 1-25

RPI 26-50

RPI 51-100 Team's RPI: 76

RPI 101+

RPI	S	Opponent	Score
8	A	NC State	61 78
18	H	Central Mich.	75 82

RPI	S	Opponent	Score
38	A	Ohio	81 83
45	A	North Carolina	60 73

RPI	S	Opponent	Score
82	A	Wright St.	55 61
94	H	Northern Ill.	87 78
95	A	Toledo	58 47

RPI	S	Opponent	Score
106	H	Youngstown St.	62 34
147	H	Duquesne	72 77
184	H	Eastern Mich.	71 64
238	A	St. Bonaventure	76 64
257	A	Robert Morris	54 46
280	H	Northern Ky.	62 61
297	H	Oakland	75 65
314	A	NJIT	57 40

LAST 12 Division I GAMES:

238	A	St. Bonaventure	76	64	18	H	Central Mich.	75	82
257	A	Robert Morris	54	46	38	A	Ohio	81	83
82	A	Wright St.	55	61	95	A	Toledo	58	47
147	H	Duquesne	72	77	94	H	Northern Ill.	87	78
106	H	Youngstown St.	62	34	184	H	Eastern Mich.	71	64
297	H	Oakland	75	65	314	A	NJIT	57	40

Non-Div I Games:

Clarion

92 38

Kent St.

Average RPI Win:	148	WON-LOST	WINNING	LAST 10	STRENGTH OF	OPP. STRENGTH	TEAM	ADJ.	CONF.	ADJ CONF.
Average RPI Loss:	70	RECORD	PCT. RANK	GAMES	SCHEDULE	OF SCHEDULE	RPI	RPI	RPI	RPI
DIV. I ONLY	16- 3	20	7-3	93	30	26	26	6	6	
DIV. I NON-CONF.	13- 1	9	0- 0	135	53	21	21	6	6	
-----										
TOTALS	RPI 1-25	RPI 26-50	W-L RECORDS	RPI 51-100	RPI 101-150	RPI 150+				
16- 3	0- 2	3- 0	OVERALL	3- 0	1- 0	9- 1				
11- 1	0- 0	0- 0	HOME	2- 0	0- 0	9- 1				
2- 2	0- 2	2- 0	AWAY	0- 0	0- 0	0- 0				
3- 0	0- 0	1- 0	NEUTRAL	1- 0	1- 0	0- 0				
13- 1	0- 1	1- 0	NON-CONFERENCE	3- 0	1- 0	8- 0				
10- 0	0- 0	0- 0	HOME	2- 0	0- 0	8- 0				
0- 1	0- 1	0- 0	AWAY	0- 0	0- 0	0- 0				
3- 0	0- 0	1- 0	NEUTRAL	1- 0	1- 0	0- 0				
3- 2	0- 1	2- 0	CONFERENCE	0- 0	0- 0	1- 1				
1- 1	0- 0	0- 0	HOME	0- 0	0- 0	1- 1				
2- 1	0- 1	2- 0	AWAY	0- 0	0- 0	0- 0				
0- 0	0- 0	0- 0	NEUTRAL	0- 0	0- 0	0- 0				

RPI 1-25				RPI 26-50				Team's RPI: 26				RPI 51-100				RPI 101+			
RPI	S	Opponent	Score	RPI	S	Opponent	Score	RPI	S	Opponent	Score	RPI	S	Opponent	Score	RPI	S	Opponent	Score
5	A	Louisville	75 80	39	A	Tennessee	73 71	56	N	UCLA	75 74	122	N	South Fla.	85 63				
9	A	Mississippi St.	71 86	45	N	North Carolina	85 75	69	H	Middle Tenn.	72 55	156	H	High Point	71 49				
				49	A	LSU	64 60	98	H	Virginia	63 51	165	H	Morehead St.	87 57				
												172	H	Vanderbilt	77 55				
												173	H	Rhode Island	75 52				
												183	H	Southern U.	91 41				
												195	H	Ole Miss	49 55				
												211	H	Sacred Heart	71 43				
												229	H	Alabama St.	87 35				
												281	H	Murray St.	88 49				
												325	H	Western Caro.	99 39				
LAST 12 Division I GAMES:																			
281	H	Murray St.	88 49	49	A	LSU	64 60	195	H	Ole Miss	49 55								
325	H	Western Caro.	99 39	39	A	Tennessee	73 71	9	A	Mississippi St.	71 86								
69	H	Middle Tenn.	72 55	75	A	Louisville	75 80	172	H	Vanderbilt	77 55								
5	A	Louisville	75 80	173	H	Rhode Island	75 52	211	H	Sacred Heart	71 43								
173	H	Rhode Island	75 52	165	H	Morehead St.	87 57												

Non-Div I Games:

Kentucky

Average RPI Win:	333	WON-LOST	WINNING	LAST 10	STRENGTH OF	OPP. STRENGTH	TEAM	ADJ.	CONF.	ADJ CONF.
Average RPI Loss:	258	RECORD	PCT. RANK	GAMES	SCHEDULE	OF SCHEDULE	RPI	RPI	RPI	RPI
DIV. I ONLY	1- 15	343	1-9	344	347	351	351	31	31	
DIV. I NON-CONF.	1- 10	330	0- 0	337	345	351	351	31	31	
-----										
TOTALS	RPI 1-25	RPI 26-50	W-L RECORDS	RPI 51-100	RPI 101-150	RPI 150+				
1- 15	0- 0	0- 0	OVERALL	0- 1	0- 2	1- 12				
1- 6	0- 0	0- 0	HOME	0- 0	0- 0	1- 6				
0- 8	0- 0	0- 0	AWAY	0- 1	0- 1	0- 6				
0- 1	0- 0	0- 0	NEUTRAL	0- 0	0- 1	0- 0				
1- 10	0- 0	0- 0	NON-CONFERENCE	0- 1	0- 2	1- 7				
1- 3	0- 0	0- 0	HOME	0- 0	0- 0	1- 3				
0- 6	0- 0	0- 0	AWAY	0- 1	0- 1	0- 4				
0- 1	0- 0	0- 0	NEUTRAL	0- 0	0- 1	0- 0				
0- 5	0- 0	0- 0	CONFERENCE	0- 0	0- 0	0- 5				
0- 3	0- 0	0- 0	HOME	0- 0	0- 0	0- 3				
0- 2	0- 0	0- 0	AWAY	0- 0	0- 0	0- 2				
0- 0	0- 0	0- 0	NEUTRAL	0- 0	0- 0	0- 0				

RPI 1-25				RPI 26-50				RPI 51-100				RPI 101+ Team's RPI: 351			
RPI	S	Opponent	Score	RPI	S	Opponent	Score	RPI	S	Opponent	Score	RPI	S	Opponent	Score
								65	A	Michigan	38 83	142	A	Lehigh	38 72
												146	N	UC Irvine	71 84
												211	A	Sacred Heart	53 75
												233	H	Saint Francis (PA)	66 80
												257	H	Robert Morris	37 89
												285	H	Army West Point	42 57
												288	A	Bryant	62 69
												292	H	UMass Lowell	64 69
												304	A	Saint Peter's	59 86
												313	A	Fairfield	43 71
												314	H	NJIT	51 72
												333	H	Lafayette	55 50
												337	A	Grand Canyon	62 65
												340	A	Manhattan	46 61
												345	H	Fairleigh Dickinson	52 69
LAST 12 Division I GAMES:															
142	A	Lehigh	38 72	345	H	Fairleigh Dickinson	52 69								
314	H	NJIT	51 72	257	H	Robert Morris	37 89								
65	A	Michigan	38 83	233	H	Saint Francis (PA)	66 80								
292	H	UMass Lowell	64 69	211	A	Sacred Heart	53 75								
337	A	Grand Canyon	62 65	288	A	Bryant	62 69								
146	N	UC Irvine	71 84	333	H	Lafayette	55 50								

Non-Div I Games:

LIU Brooklyn



Average RPI Win:	161	WON-LOST	WINNING	LAST 10	STRENGTH OF	OPP. STRENGTH	TEAM	ADJ.	CONF.	ADJ CONF.
Average RPI Loss:	57	RECORD	PCT. RANK	GAMES	SCHEDULE	OF SCHEDULE	RPI	RPI	RPI	RPI
DIV. I ONLY	12- 6	84	7-3	29	95	49	49	6	6	
DIV. I NON-CONF.	9- 3	61	0- 0	58	177	53	53	6	6	
-----										
TOTALS	RPI 1-25	RPI 26-50	W-L RECORDS	RPI 51-100	RPI 101-150	RPI 150+				
12- 6	1- 2	1- 1	OVERALL	1- 2	3- 1	6- 0				
8- 4	0- 1	1- 1	HOME	1- 2	2- 0	4- 0				
4- 2	1- 1	0- 0	AWAY	0- 0	1- 1	2- 0				
0- 0	0- 0	0- 0	NEUTRAL	0- 0	0- 0	0- 0				
9- 3	1- 1	0- 0	NON-CONFERENCE	1- 2	2- 0	5- 0				
7- 2	0- 0	0- 0	HOME	1- 2	2- 0	4- 0				
2- 1	1- 1	0- 0	AWAY	0- 0	0- 0	1- 0				
0- 0	0- 0	0- 0	NEUTRAL	0- 0	0- 0	0- 0				
3- 3	0- 1	1- 1	CONFERENCE	0- 0	1- 1	1- 0				
1- 2	0- 1	1- 1	HOME	0- 0	0- 0	0- 0				
2- 1	0- 0	0- 0	AWAY	0- 0	1- 1	1- 0				
0- 0	0- 0	0- 0	NEUTRAL	0- 0	0- 0	0- 0				

RPI	S	Opponent	Score	RPI	S	Opponent	Score	Team's RPI: 49	RPI	S	Opponent	Score	RPI	S	Opponent	Score
16	A	Rutgers	43 57	26	H	Kentucky	60 64		75	H	Kansas	61 68	107	H	Northern Colo.	62 57
21	H	South Carolina	53 76	31	H	Texas A&M	63 52		87	H	Tulane	54 56	118	A	Georgia	50 63
22	A	Florida St.	58 45						100	H	Little Rock	60 45	121	A	Alabama	62 56
													122	H	South Fla.	78 49
													195	A	Ole Miss	55 41
													212	H	Nicholls St.	76 44
													215	H	Sam Houston St.	66 52
													232	H	Southeastern La.	72 52
													259	A	Louisiana	76 54
													319	H	McNeese	86 36
LAST 12 Division I GAMES:																
122	H	South Fla.	78 49	121	A	Alabama	62 56		26	H	Kentucky	60 64				
232	H	Southeastern La.	72 52	21	H	South Carolina	53 76		21	H	South Carolina	53 76				
259	A	Louisiana	76 54	195	A	Ole Miss	55 41		31	H	Texas A&M	63 52				
212	H	Nicholls St.	76 44	31	H	Texas A&M	63 52		118	A	Georgia	50 63				
16	A	Rutgers	43 57													
319	H	McNeese	86 36													

Non-Div I Games:

LSU

Average RPI Win:	238	WON-LOST	WINNING	LAST 10	STRENGTH OF	OPP. STRENGTH	TEAM	ADJ.	CONF.	ADJ CONF.
Average RPI Loss:	141	RECORD	PCT. RANK	GAMES	SCHEDULE	OF SCHEDULE	RPI	RPI	RPI	RPI
DIV. I ONLY	3- 16	325	2-8	135	187	276	276	17	17	
DIV. I NON-CONF.	3- 11	292	0- 0	116	210	250	250	17	17	
-----										
TOTALS	RPI 1-25	RPI 26-50	W-L RECORDS	RPI 51-100	RPI 101-150	RPI 150+				
3- 16	0- 0	0- 1	OVERALL	0- 5	0- 4	3- 6				
1- 5	0- 0	0- 0	HOME	0- 0	0- 2	1- 3				
0- 11	0- 0	0- 1	AWAY	0- 5	0- 2	0- 3				
2- 0	0- 0	0- 0	NEUTRAL	0- 0	0- 0	2- 0				
3- 11	0- 0	0- 1	NON-CONFERENCE	0- 4	0- 3	3- 3				
1- 3	0- 0	0- 0	HOME	0- 0	0- 2	1- 1				
0- 8	0- 0	0- 1	AWAY	0- 4	0- 1	0- 2				
2- 0	0- 0	0- 0	NEUTRAL	0- 0	0- 0	2- 0				
0- 5	0- 0	0- 0	CONFERENCE	0- 1	0- 1	0- 3				
0- 2	0- 0	0- 0	HOME	0- 0	0- 0	0- 2				
0- 3	0- 0	0- 0	AWAY	0- 1	0- 1	0- 1				
0- 0	0- 0	0- 0	NEUTRAL	0- 0	0- 0	0- 0				

RPI 1-25				RPI 26-50				RPI 51-100				RPI 101+ Team's RPI: 276			
RPI	S	Opponent	Score	RPI	S	Opponent	Score	RPI	S	Opponent	Score	RPI	S	Opponent	Score
				42	A	Oregon St.	46 100	57	A	Villanova	68 81	104	A	Towson	68 92
								66	A	Harvard	43 88	105	H	St. John's (NY)	57 83
								83	A	Penn	34 65	123	H	Drexel	43 58
								86	A	Dayton	45 84	127	A	VCU	38 68
								89	A	Providence	47 77	160	N	Pepperdine	62 55
												181	H	Massachusetts	60 74
												197	H	George Washington	59 67
												223	H	Howard	54 57
												231	A	Temple	47 75
												257	A	Robert Morris	39 67
												273	H	Norfolk St.	62 52
												277	A	Saint Joseph's	57 60
												280	N	Northern Ky.	74 56
LAST 12 Division I GAMES:															
				89	A	Providence	47 77	277	A	Saint Joseph's	57 60				
				160	N	Pepperdine	62 55	197	H	George Washington	59 67				
				280	N	Northern Ky.	74 56	181	H	Massachusetts	60 74				
				105	H	St. John's (NY)	57 83	127	A	VCU	38 68				
				273	H	Norfolk St.	62 52	86	A	Dayton	45 84				
				83	A	Penn	34 65	231	A	Temple	47 75				

Non-Div I Games:

La Salle

RPI 1-25				RPI 26-50				RPI 51-100				RPI 101+				Team's RPI: 321	
RPI	S	Opponent	Score	RPI	S	Opponent	Score	RPI	S	Opponent	Score	RPI	S	Opponent	Score		
								100	A	Little Rock	44	63	159	A	Texas Tech	42	86
													162	A	Arkansas St.	54	64
													176	H	Georgia St.	41	56
													212	H	Nicholls St.	54	55
													222	A	SMU	38	49
													232	A	Southeastern La.	42	49
													259	A	Louisiana	45	52
													279	H	Ga. Southern	58	57
													286	A	New Orleans	57	44
													299	H	Mississippi Val.	72	65
													319	H	McNeese	69	60
													322	A	Northwestern St.	63	55
													323	A	Houston Baptist	60	68
LAST 12 Division I GAMES:																	
				232	A	Southeastern La.	42	49	259	A	Louisiana	45	52				
				212	H	Nicholls St.	54	55	176	H	Georgia St.	41	56				
				299	H	Mississippi Val.	72	65	279	H	Ga. Southern	58	57				
				322	A	Northwestern St.	63	55	162	A	Arkansas St.	54	64				
				286	A	New Orleans	57	44	100	A	Little Rock	44	63				
				319	H	McNeese	69	60	323	A	Houston Baptist	60	68				

-Div I Games: LSU-Alexandria 93 62 Ark.-Monticello 70 39

Average RPI Win:	279	WON-LOST	WINNING	LAST 10	STRENGTH OF	OPP. STRENGTH	TEAM	ADJ.	CONF.	ADJ CONF.
Average RPI Loss:	245	RECORD	PCT. RANK	GAMES	SCHEDULE	OF SCHEDULE	RPI	RPI	RPI	RPI
DIV. I ONLY	6- 11	247	2-8	347	333	333	333	19	19	
DIV. I NON-CONF.	5- 6	177	0- 1	351	338	342	342	24	24	
-----										
TOTALS	RPI 1-25	RPI 26-50	W-L RECORDS	RPI 51-100	RPI 101-150	RPI 150+				
6- 11	0- 0	0- 0	OVERALL	0- 1	0- 1	6- 9				
4- 4	0- 0	0- 0	HOME	0- 1	0- 1	4- 2				
2- 6	0- 0	0- 0	AWAY	0- 0	0- 0	2- 6				
0- 1	0- 0	0- 0	NEUTRAL	0- 0	0- 0	0- 1				
5- 6	0- 0	0- 0	NON-CONFERENCE	0- 0	0- 0	5- 6				
3- 2	0- 0	0- 0	HOME	0- 0	0- 0	3- 2				
2- 3	0- 0	0- 0	AWAY	0- 0	0- 0	2- 3				
0- 1	0- 0	0- 0	NEUTRAL	0- 0	0- 0	0- 1				
1- 5	0- 0	0- 0	CONFERENCE	0- 1	0- 1	1- 3				
1- 2	0- 0	0- 0	HOME	0- 1	0- 1	1- 0				
0- 3	0- 0	0- 0	AWAY	0- 0	0- 0	0- 3				
0- 0	0- 0	0- 0	NEUTRAL	0- 0	0- 0	0- 0				

RPI 1-25				RPI 26-50				RPI 51-100				RPI 101+				Team's RPI: 333
RPI	S	Opponent	Score	RPI	S	Opponent	Score	RPI	S	Opponent	Score	RPI	S	Opponent	Score	
								52	H	Bucknell	47 56	142	H	Lehigh	43 70	
												192	N	Delaware	47 65	
												201	H	Cornell	59 62	
												227	H	Holy Cross	73 63	
												230	A	Colgate	49 60	
												248	H	Monmouth	73 69	
												256	H	Binghamton	59 50	
												282	H	Albany (NY)	67 66	
												285	A	Army West Point	50 65	
												290	A	Fla. Atlantic	49 53	
												304	H	Saint Peter's	60 62	
												308	A	Loyola Maryland	50 62	
												316	A	Wagner	66 43	
												340	A	Manhattan	49 60	
												345	A	Fairleigh Dickinson	63 57	
												351	A	LIU Brooklyn	50 55	
LAST 12 Division I GAMES:																
142	H	Lehigh	43 70	192	N	Delaware	47 65	308	A	Loyola Maryland	50 62	285	A	Army West Point	50 65	
351	A	LIU Brooklyn	50 55	52	H	Bucknell	47 56	230	A	Colgate	49 60	277	H	Holy Cross	73 63	
201	H	Cornell	59 62	248	H	Monmouth	73 69	227	H	Holy Cross	73 63					
248	H	Monmouth	73 69	340	A	Manhattan	49 60									
340	A	Manhattan	49 60	282	H	Albany (NY)	67 66									
282	H	Albany (NY)	67 66													

Non-Div I Games:

Lafayette

Average RPI	Win:	224	WON-LOST	WINNING	LAST 10	STRENGTH OF	OPP. STRENGTH	TEAM	ADJ.	CONF.	ADJ CONF.
Average RPI	Loss:	60	RECORD	PCT. RANK	GAMES	SCHEDULE	OF SCHEDULE	RPI	RPI	RPI	RPI
DIV. I ONLY		8- 4		84	8-2	84	185	59	59	26	26
DIV. I NON-CONF.		3- 4		199	0- 0	3	63	20	20	22	22
-----											
TOTALS	RPI 1-25		RPI 26-50		W-L RECORDS	RPI 51-100		RPI 101-150		RPI 150+	
8- 4	0- 1		1- 2		OVERALL	1- 0		0- 1		6- 0	
5- 0	0- 0		0- 0		HOME	1- 0		0- 0		4- 0	
3- 3	0- 1		1- 1		AWAY	0- 0		0- 1		2- 0	
0- 1	0- 0		0- 1		NEUTRAL	0- 0		0- 0		0- 0	
3- 4	0- 1		1- 2		NON-CONFERENCE	1- 0		0- 1		1- 0	
1- 0	0- 0		0- 0		HOME	1- 0		0- 0		0- 0	
2- 3	0- 1		1- 1		AWAY	0- 0		0- 1		1- 0	
0- 1	0- 0		0- 1		NEUTRAL	0- 0		0- 0		0- 0	
5- 0	0- 0		0- 0		CONFERENCE	0- 0		0- 0		5- 0	
4- 0	0- 0		0- 0		HOME	0- 0		0- 0		4- 0	
1- 0	0- 0		0- 0		AWAY	0- 0		0- 0		1- 0	
0- 0	0- 0		0- 0		NEUTRAL	0- 0		0- 0		0- 0	

RPI 1-25				RPI 26-50				RPI 51-100				Team's RPI: 59	RPI 101+			
RPI	S	Opponent	Score	RPI	S	Opponent	Score	RPI	S	Opponent	Score		RPI	S	Opponent	Score
9	A	Mississippi St.	53 104	31	A	Texas A&M	74 68	64	H	Pacific	82 66		149	A	Denver	110 117
				38	N	Ohio	62 87						232	H	Southeastern La.	94 54
				43	A	Kansas St.	55 73						259	A	Louisiana	79 77
													269	H	A&M-Corpus Christi	76 58
													286	A	New Orleans	79 57
													323	H	Houston Baptist	63 50
													326	H	Central Ark.	57 37
-----																
LAST 12 Division I GAMES:																
				43	A	Kansas St.	55 73	232	H	Southeastern La.	94 54					
				31	A	Texas A&M	74 68	326	H	Central Ark.	57 37					
				38	N	Ohio	62 87	286	A	New Orleans	79 57					
				149	A	Denver	110 117	269	H	A&M-Corpus Christi	76 58					
				9	A	Mississippi St.	53 104	323	H	Houston Baptist	63 50					
				259	A	Louisiana	79 77	64	H	Pacific	82 66					

Non-Div I Games: LeTourneau 104 27 Louisiana Col. 94 43 McMurry 100 37 Howard Payne 93 37 Lamar University

Average RPI Win: 259

Average RPI Loss: 95

WON-LOST  
RECORDWINNING  
PCT. RANKLAST 10  
GAMESSTRENGTH OF  
SCHEDULEOPP. STRENGTH  
OF SCHEDULETEAM  
RPIADJ.  
RPICONF.  
RPIADJ CONF.  
RPIDIV. I ONLY  
DIV. I NON-CONF.10- 6  
7- 3104  
836-4  
0- 1153  
194266  
259142  
145142  
14519  
2419  
24

TOTALS

RPI 1-25

RPI 26-50

W-L RECORDS

RPI 51-100

RPI 101-150

RPI 150+

10- 6

0- 1

0- 0

OVERALL

0- 2

0- 1

10- 2

6- 3

0- 0

0- 0

HOME

0- 1

0- 1

6- 1

4- 3

0- 1

0- 0

AWAY

0- 1

0- 0

4- 1

0- 0

0- 0

0- 0

NEUTRAL

0- 0

0- 0

0- 0

7- 3

0- 1

0- 0

NON-CONFERENCE

0- 1

0- 0

7- 1

5- 2

0- 0

0- 0

HOME

0- 1

0- 0

5- 1

2- 1

0- 1

0- 0

AWAY

0- 0

0- 0

2- 0

0- 0

0- 0

0- 0

NEUTRAL

0- 0

0- 0

0- 0

3- 3

0- 0

0- 0

CONFERENCE

0- 1

0- 1

3- 1

1- 1

0- 0

0- 0

HOME

0- 0

0- 1

1- 0

2- 2

0- 0

0- 0

AWAY

0- 1

0- 0

2- 1

0- 0

0- 0

0- 0

NEUTRAL

0- 0

0- 0

0- 0

RPI 1-25

RPI 26-50

RPI 51-100

RPI 101+

Team's RPI: 142

RPI	S	Opponent	Score
1	A	Notre Dame	68 95

RPI	S	Opponent	Score
-----	---	----------	-------

RPI	S	Opponent	Score
52	A	Bucknell	53 71
57	H	Villanova	48 70

RPI	S	Opponent	Score
129	H	American	53 61
163	A	Boston U.	45 58
167	H	Charlotte	60 62
198	A	Navy	56 38
201	H	Cornell	67 54
211	H	Sacred Heart	70 66
227	H	Holy Cross	64 55
248	H	Monmouth	63 48
256	A	Binghamton	65 55
273	H	Norfolk St.	62 41
289	A	Central Conn. St.	88 62
333	A	Lafayette	70 43
351	H	LIU Brooklyn	72 38

LAST 12 Division I GAMES:

333	A	Lafayette	70	43	167	H	Charlotte	60	62
1	A	Notre Dame	68	95	129	H	American	53	61
351	H	LIU Brooklyn	72	38	52	A	Bucknell	53	71
211	H	Sacred Heart	70	66	163	A	Boston U.	45	58
201	H	Cornell	67	54	227	H	Holy Cross	64	55
273	H	Norfolk St.	62	41	198	A	Navy	56	38

Non-Div I Games:

Kutztown

73 39

Lehigh

Average RPI Win:	241	WON-LOST	WINNING	LAST 10	STRENGTH OF	OPP. STRENGTH	TEAM	ADJ.	CONF.	ADJ CONF.
Average RPI Loss:	170	RECORD	PCT. RANK	GAMES	SCHEDULE	OF SCHEDULE	RPI	RPI	RPI	RPI
DIV. I ONLY	5- 12	272	4-6	208	241	264	264	25	25	
DIV. I NON-CONF.	3- 9	271	0- 1	160	235	263	263	27	27	
-----										
TOTALS	RPI 1-25	RPI 26-50	W-L RECORDS	RPI 51-100	RPI 101-150	RPI 150+				
5- 12	0- 1	0- 0	OVERALL	0- 3	1- 1	4- 7				
2- 3	0- 0	0- 0	HOME	0- 2	0- 0	2- 1				
2- 6	0- 0	0- 0	AWAY	0- 1	0- 1	2- 4				
1- 3	0- 1	0- 0	NEUTRAL	0- 0	1- 0	0- 2				
3- 9	0- 1	0- 0	NON-CONFERENCE	0- 2	1- 1	2- 5				
1- 2	0- 0	0- 0	HOME	0- 2	0- 0	1- 0				
1- 4	0- 0	0- 0	AWAY	0- 0	0- 1	1- 3				
1- 3	0- 1	0- 0	NEUTRAL	0- 0	1- 0	0- 2				
2- 3	0- 0	0- 0	CONFERENCE	0- 1	0- 0	2- 2				
1- 1	0- 0	0- 0	HOME	0- 0	0- 0	1- 1				
1- 2	0- 0	0- 0	AWAY	0- 1	0- 0	1- 1				
0- 0	0- 0	0- 0	NEUTRAL	0- 0	0- 0	0- 0				

RPI 1-25				RPI 26-50				RPI 51-100				RPI 101+ Team's RPI: 264			
RPI	S	Opponent	Score	RPI	S	Opponent	Score	RPI	S	Opponent	Score	RPI	S	Opponent	Score
17	N	UCF	45 <b>53</b>					58	H	James Madison	53 <b>74</b>	130	A	Chattanooga	60 <b>75</b>
								72	H	Virginia Tech	61 <b>72</b>	147	N	Duquesne	55 51
								81	A	FGCU	50 <b>68</b>	167	N	Charlotte	61 <b>63</b>
												203	H	Jacksonville	52 <b>64</b>
												221	A	East Carolina	63 <b>66</b>
												233	H	Saint Francis (PA)	82 53
												236	A	ETSU	89 86
												244	A	Stetson	52 <b>69</b>
												252	A	Bethune-Cookman	76 <b>81</b>
												273	N	Norfolk St.	53 <b>66</b>
												291	H	North Florida	69 53
												296	A	Kennesaw St.	67 61
												320	A	UNC Greensboro	45 <b>48</b>
-----															
LAST 12 Division I GAMES:															
147	N	Duquesne	55 51	273	N	Norfolk St.	53 <b>66</b>								
17	N	UCF	45 <b>53</b>	291	H	North Florida	69 53								
320	A	UNC Greensboro	45 <b>48</b>	296	A	Kennesaw St.	67 61								
221	A	East Carolina	63 <b>66</b>	203	H	Jacksonville	52 <b>64</b>								
236	A	ETSU	89 86	244	A	Stetson	52 <b>69</b>								
58	H	James Madison	53 <b>74</b>	81	A	FGCU	50 <b>68</b>								

Non-Div I Games: West Chester 61 42

Liberty

Average RPI Win:	296	WON-LOST	WINNING	LAST 10	STRENGTH OF	OPP. STRENGTH	TEAM	ADJ.	CONF.	ADJ CONF.
Average RPI Loss:	193	RECORD	PCT. RANK	GAMES	SCHEDULE	OF SCHEDULE	RPI	RPI	RPI	RPI
DIV. I ONLY	2- 15	333	0-10	248	295	330	330	25	25	
DIV. I NON-CONF.	2- 11	316	0- 0	173	301	300	300	27	27	
-----										
TOTALS	RPI 1-25	RPI 26-50	W-L RECORDS	RPI 51-100	RPI 101-150	RPI 150+				
2- 15	0- 0	0- 1	OVERALL	0- 1	0- 4	2- 9				
1- 6	0- 0	0- 0	HOME	0- 0	0- 2	1- 4				
1- 9	0- 0	0- 1	AWAY	0- 1	0- 2	1- 5				
0- 0	0- 0	0- 0	NEUTRAL	0- 0	0- 0	0- 0				
2- 11	0- 0	0- 1	NON-CONFERENCE	0- 1	0- 4	2- 5				
1- 4	0- 0	0- 0	HOME	0- 0	0- 2	1- 2				
1- 7	0- 0	0- 1	AWAY	0- 1	0- 2	1- 3				
0- 0	0- 0	0- 0	NEUTRAL	0- 0	0- 0	0- 0				
0- 4	0- 0	0- 0	CONFERENCE	0- 0	0- 0	0- 4				
0- 2	0- 0	0- 0	HOME	0- 0	0- 0	0- 2				
0- 2	0- 0	0- 0	AWAY	0- 0	0- 0	0- 2				
0- 0	0- 0	0- 0	NEUTRAL	0- 0	0- 0	0- 0				

RPI 1-25				RPI 26-50				RPI 51-100				RPI 101+ Team's RPI: 330							
RPI	S	Opponent	Score	RPI	S	Opponent	Score	RPI	S	Opponent	Score	RPI	S	Opponent	Score				
				37	A	Clemson	26 68	73	A	Belmont	43 83	108	H	Tennessee Tech	52 67				
												114	A	Cincinnati	55 71				
												118	A	Georgia	45 77				
												140	H	UT Martin	53 62				
												165	A	Morehead St.	44 79				
												196	H	Jacksonville St.	46 58				
												203	A	Jacksonville	47 62				
												244	H	Stetson	65 80				
												281	A	Murray St.	61 97				
												287	A	Alabama A&M	62 58				
												291	H	North Florida	53 68				
												294	H	Col. of Charleston	63 65				
												305	H	Tennessee St.	64 62				
												312	A	Austin Peay	58 70				
												314	A	NJIT	67 80				
-----																			
LAST 12 Division I GAMES:																			
118	A	Georgia	45 77	314	A	NJIT	67 80	244	H	Stetson	65 80								
294	H	Col. of Charleston	63 65	291	H	North Florida	53 68	203	A	Jacksonville	47 62								
140	H	UT Martin	53 62	165	A	Morehead St.	44 79	108	H	Tennessee Tech	52 67								
73	A	Belmont	43 83																
312	A	Austin Peay	58 70																
114	A	Cincinnati	55 71																

Non-Div I Games:

Lipscomb



Average RPI Win:	200	WON-LOST	WINNING	LAST 10	STRENGTH OF	OPP. STRENGTH	TEAM	ADJ.	CONF.	ADJ CONF.
Average RPI Loss:	65	RECORD	PCT. RANK	GAMES	SCHEDULE	OF SCHEDULE	RPI	RPI	RPI	RPI
DIV. I ONLY	9- 8	150	7-3	41	146	100	100	14	14	
DIV. I NON-CONF.	4- 7	228	0- 0	41	36	133	133	15	15	
-----										
TOTALS	RPI 1-25	RPI 26-50	W-L RECORDS	RPI 51-100	RPI 101-150	RPI 150+				
9- 8	0- 1	0- 3	OVERALL	0- 2	5- 2	4- 0				
5- 5	0- 1	0- 2	HOME	0- 0	2- 2	3- 0				
4- 3	0- 0	0- 1	AWAY	0- 2	3- 0	1- 0				
0- 0	0- 0	0- 0	NEUTRAL	0- 0	0- 0	0- 0				
4- 7	0- 1	0- 3	NON-CONFERENCE	0- 1	2- 2	2- 0				
1- 5	0- 1	0- 2	HOME	0- 0	0- 2	1- 0				
3- 2	0- 0	0- 1	AWAY	0- 1	2- 0	1- 0				
0- 0	0- 0	0- 0	NEUTRAL	0- 0	0- 0	0- 0				
5- 1	0- 0	0- 0	CONFERENCE	0- 1	3- 0	2- 0				
4- 0	0- 0	0- 0	HOME	0- 0	2- 0	2- 0				
1- 1	0- 0	0- 0	AWAY	0- 1	1- 0	0- 0				
0- 0	0- 0	0- 0	NEUTRAL	0- 0	0- 0	0- 0				

RPI 1-25				RPI 26-50				RPI 51-100				RPI 101+			
RPI	S	Opponent	Score	RPI	S	Opponent	Score	RPI	S	Opponent	Score	RPI	S	Opponent	Score
9	H	Mississippi St.	63 98	31	H	Texas A&M	40 61	85	A	Troy	66 71	101	H	Rice	65 79
				43	H	Kansas St.	47 53	92	A	Missouri St.	44 48	110	H	Western Ky.	56 68
				49	A	LSU	45 60					124	H	UT Arlington	68 65
												134	H	Texas St.	62 47
												135	A	Tulsa	63 53
												136	A	Louisiana Tech	69 58
												143	A	South Alabama	65 42
												254	A	Memphis	63 60
												259	H	Louisiana	62 48
												290	H	Fla. Atlantic	61 38
												321	H	La.-Monroe	63 44
LAST 12 Division I GAMES:															
				92	A	Missouri St.	44 48	124	H	UT Arlington	68 65				
				254	A	Memphis	63 60	134	H	Texas St.	62 47				
				135	A	Tulsa	63 53	143	A	South Alabama	65 42				
				43	H	Kansas St.	47 53	85	A	Troy	66 71				
				110	H	Western Ky.	56 68	259	H	Louisiana	62 48				
				9	H	Mississippi St.	63 98	321	H	La.-Monroe	63 44				

Non-Div I Games:

Little Rock

Average RPI Win:	222	WON-LOST	WINNING	LAST 10	STRENGTH OF	OPP. STRENGTH	TEAM	ADJ.	CONF.	ADJ CONF.
Average RPI Loss:	145	RECORD	PCT. RANK	GAMES	SCHEDULE	OF SCHEDULE	RPI	RPI	RPI	RPI
DIV. I ONLY	5- 11	260	4-6	197	152	258	258	21	21	
DIV. I NON-CONF.	3- 10	278	0- 0	121	133	259	259	21	21	
-----										
TOTALS	RPI 1-25	RPI 26-50	W-L RECORDS	RPI 51-100	RPI 101-150	RPI 150+				
5- 11	0- 1	0- 2	OVERALL	0- 2	2- 1	3- 5				
3- 6	0- 0	0- 1	HOME	0- 2	1- 0	2- 3				
2- 5	0- 1	0- 1	AWAY	0- 0	1- 1	1- 2				
0- 0	0- 0	0- 0	NEUTRAL	0- 0	0- 0	0- 0				
3- 10	0- 1	0- 2	NON-CONFERENCE	0- 2	2- 1	1- 4				
2- 6	0- 0	0- 1	HOME	0- 2	1- 0	1- 3				
1- 4	0- 1	0- 1	AWAY	0- 0	1- 1	0- 1				
0- 0	0- 0	0- 0	NEUTRAL	0- 0	0- 0	0- 0				
2- 1	0- 0	0- 0	CONFERENCE	0- 0	0- 0	2- 1				
1- 0	0- 0	0- 0	HOME	0- 0	0- 0	1- 0				
1- 1	0- 0	0- 0	AWAY	0- 0	0- 0	1- 1				
0- 0	0- 0	0- 0	NEUTRAL	0- 0	0- 0	0- 0				

RPI 1-25				RPI 26-50				RPI 51-100				RPI 101+ Team's RPI: 258			
RPI	S	Opponent	Score	RPI	S	Opponent	Score	RPI	S	Opponent	Score	RPI	S	Opponent	Score
3	A	Oregon	48 110	40	A	Utah	59 82	54	H	Arizona	43 70	131	H	Idaho	70 63
				48	H	Southern California	50 86	79	H	UNI	64 71	133	A	Loyola Marymount	62 71
												150	A	Utah St.	50 48
												153	A	Montana St.	62 85
												185	A	UC Riverside	63 45
												240	H	San Diego	56 60
												260	H	Nevada	67 76
												284	H	California Baptist	83 85
												298	A	UC Santa Barbara	54 60
												306	H	Cal Poly	61 58
												337	H	Grand Canyon	57 50
LAST 12 Division I GAMES:															
				54	H	Arizona	43 70	298	A	UC Santa Barbara	54 60				
				240	H	San Diego	56 60	306	H	Cal Poly	61 58				
				3	A	Oregon	48 110	185	A	UC Riverside	63 45				
				153	A	Montana St.	62 85	150	A	Utah St.	50 48				
				131	H	Idaho	70 63	337	H	Grand Canyon	57 50				
				79	H	UNI	64 71	133	A	Loyola Marymount	62 71				

Non-Div I Games:

Long Beach St.

RPI 1-25				RPI 26-50				RPI 51-100				RPI 101+				Team's RPI: 344	
RPI	S	Opponent	Score	RPI	S	Opponent	Score	RPI	S	Opponent	Score	RPI	S	Opponent	Score		
									</								

Longwood

Average RPI Win:	285	WON-LOST	WINNING	LAST 10	STRENGTH OF	OPP. STRENGTH	TEAM	ADJ.	CONF.	ADJ CONF.
Average RPI Loss:	135	RECORD	PCT. RANK	GAMES	SCHEDULE	OF SCHEDULE	RPI	RPI	RPI	RPI
DIV. I ONLY	5- 10	253	3-7	206	186	259	259	14	14	
DIV. I NON-CONF.	2- 8	293	0- 0	157	202	275	275	15	15	
-----										
TOTALS	RPI 1-25	RPI 26-50	W-L RECORDS	RPI 51-100	RPI 101-150	RPI 150+				
5- 10	0- 1	0- 2	OVERALL	0- 2	0- 0	5- 5				
4- 3	0- 0	0- 1	HOME	0- 1	0- 0	4- 1				
1- 6	0- 1	0- 1	AWAY	0- 1	0- 0	1- 3				
0- 1	0- 0	0- 0	NEUTRAL	0- 0	0- 0	0- 1				
2- 8	0- 1	0- 2	NON-CONFERENCE	0- 1	0- 0	2- 4				
1- 3	0- 0	0- 1	HOME	0- 1	0- 0	1- 1				
1- 4	0- 1	0- 1	AWAY	0- 0	0- 0	1- 2				
0- 1	0- 0	0- 0	NEUTRAL	0- 0	0- 0	0- 1				
3- 2	0- 0	0- 0	CONFERENCE	0- 1	0- 0	3- 1				
3- 0	0- 0	0- 0	HOME	0- 0	0- 0	3- 0				
0- 2	0- 0	0- 0	AWAY	0- 1	0- 0	0- 1				
0- 0	0- 0	0- 0	NEUTRAL	0- 0	0- 0	0- 0				

RPI 1-25				RPI 26-50				RPI 51-100				RPI 101+				Team's RPI: 259
RPI	S	Opponent	Score	RPI	S	Opponent	Score	RPI	S	Opponent	Score	RPI	S	Opponent	Score	
9	A	Mississippi St.	36 104	47	A	Auburn	59 71	59	H	Lamar University	77 79	162	A	Arkansas St.	75 87	
				49	H	LSU	54 76	100	A	Little Rock	48 62	176	H	Georgia St.	57 54	
												195	A	Ole Miss	57 79	
												215	H	Sam Houston St.	62 68	
												247	A	UTRGV	60 75	
												269	N	A&M-Corpus Christi	63 64	
												279	H	Ga. Southern	59 48	
												319	A	McNeese	70 59	
												321	H	La. -Monroe	52 45	
												332	H	Jackson St.	68 61	
LAST 12 Division I GAMES:																
49	H	LSU	54 76	321	H	La. -Monroe	52 45									
195	A	Ole Miss	57 79	279	H	Ga. Southern	59 48									
215	H	Sam Houston St.	62 68	176	H	Georgia St.	57 54									
247	A	UTRGV	60 75	100	A	Little Rock	48 62									
269	N	A&M-Corpus Christi	63 64	162	A	Arkansas St.	75 87									
47	A	Auburn	59 71	9	A	Mississippi St.	36 104									

Non-Div I Games: Dillard

69 72

Louisiana

Average RPI Win: 191 WON-LOST RECORD WINNING PCT. RANK LAST 10 GAMES STRENGTH OF SCHEDULE OPP. STRENGTH OF SCHEDULE TEAM RPI ADJ. RPI CONF. RPI ADJ CONF. RPI

DIV. I ONLY	9- 9	163	4-6	83	151	136	136	16	16
DIV. I NON-CONF.	7- 5	132	1- 0	227	61	136	136	19	19
TOTALS	RPI 1-25	RPI 26-50	W-L RECORDS	RPI 51-100	RPI 101-150	RPI 150+			
9- 9	0- 1	0- 0	OVERALL	0- 4	2- 1	7- 3			
4- 4	0- 0	0- 0	HOME	0- 2	1- 1	3- 1			
4- 4	0- 1	0- 0	AWAY	0- 1	0- 0	4- 2			
1- 1	0- 0	0- 0	NEUTRAL	0- 1	1- 0	0- 0			
7- 5	0- 1	0- 0	NON-CONFERENCE	0- 2	2- 0	5- 2			
3- 1	0- 0	0- 0	HOME	0- 1	1- 0	2- 0			
3- 3	0- 1	0- 0	AWAY	0- 0	0- 0	3- 2			
1- 1	0- 0	0- 0	NEUTRAL	0- 1	1- 0	0- 0			
2- 4	0- 0	0- 0	CONFERENCE	0- 2	0- 1	2- 1			
1- 3	0- 0	0- 0	HOME	0- 1	0- 1	1- 1			
1- 1	0- 0	0- 0	AWAY	0- 1	0- 0	1- 0			
0- 0	0- 0	0- 0	NEUTRAL	0- 0	0- 0	0- 0			

RPI S Opponent Score	RPI S Opponent Score	RPI S Opponent Score	RPI S Opponent Score
14 A Arizona St. 44 80		55 H Old Domini on 59 70	101 H Ri ce 51 61
		69 A Middle Tenn. 38 75	117 H Houston 100 88
		92 N Missouri St. 70 82	121 N Al abama 79 62
		100 H Little Rock 58 69	152 A UAB 73 68
			162 A Arkansas St. 80 70
			167 H Charlotte 88 51
			189 H North Texas 54 65
			193 A UMKC 70 80
			195 H Ole Mi ss 80 71
			232 H Southeastern La. 72 53
			254 A Memphi s 66 50
			274 A Wi chi ta St. 56 70
			319 A McNeese 89 48
LAST 12 Division I GAMES:			
189 H North Texas 54 65	121 N Al abama 79 62	167 H Charlotte 88 51	
319 A McNeese 89 48	55 H Old Domini on 59 70	69 A Middle Tenn. 38 75	
193 A UMKC 70 80	152 A UAB 73 68	101 H Ri ce 51 61	
92 N Missouri St. 70 82			
195 H Ole Mi ss 80 71			
232 H Southeastern La. 72 53			

Non-Div I Games: LSU-Alexandria 112 70

Louisiana Tech

Average RPI	Win:	100	WON-LOST	WINNING	LAST 10	STRENGTH OF	OPP. STRENGTH	TEAM	ADJ.	CONF.	ADJ CONF.
Average RPI	Loss:	1	RECORD	PCT. RANK	GAMES	SCHEDULE	OF SCHEDULE	RPI	RPI	RPI	RPI
DIV. I ONLY			17- 1	3	9-1	28	1	5	5	1	1
DIV. I NON-CONF.			12- 0	1	0- 0	32	30	5	5	1	1
-----											
TOTALS	RPI 1-25		RPI 26-50		W-L RECORDS	RPI 51-100		RPI 101-150		RPI 150+	
17- 1	2- 1		3- 0		OVERALL	6- 0		4- 0		2- 0	
9- 0	0- 0		3- 0		HOME	3- 0		1- 0		2- 0	
6- 1	1- 1		0- 0		AWAY	2- 0		3- 0		0- 0	
2- 0	1- 0		0- 0		NEUTRAL	1- 0		0- 0		0- 0	
12- 0	2- 0		1- 0		NON-CONFERENCE	4- 0		3- 0		2- 0	
6- 0	0- 0		1- 0		HOME	2- 0		1- 0		2- 0	
4- 0	1- 0		0- 0		AWAY	1- 0		2- 0		0- 0	
2- 0	1- 0		0- 0		NEUTRAL	1- 0		0- 0		0- 0	
5- 1	0- 1		2- 0		CONFERENCE	2- 0		1- 0		0- 0	
3- 0	0- 0		2- 0		HOME	1- 0		0- 0		0- 0	
2- 1	0- 1		0- 0		AWAY	1- 0		1- 0		0- 0	
0- 0	0- 0		0- 0		NEUTRAL	0- 0		0- 0		0- 0	

RPI	S	Opponent	Score	RPI	S	Opponent	Score	RPI	S	Opponent	Score	RPI	S	Opponent	Score
1	A	Notre Dame	68 82	26	H	Kentucky	80 75	51	A	Duke	73 51	110	A	Western Ky.	102 80
14	N	Arizona St.	58 56	33	H	Georgia Tech	61 44	60	A	Boi se St.	74 55	119	A	Wake Forest	73 49
18	A	Central Mich.	72 68	45	H	North Carolina	73 66	71	H	Nebraska	85 68	130	A	Chattanooga	75 49
								96	N	Hartford	86 69	140	H	UT Martin	102 62
								97	H	Miami (OH)	95 73	280	H	Northern Ky.	92 59
								98	H	Vi rgi ni a	91 43	305	H	Tennessee St.	107 52
-----															
LAST 12 Division I GAMES:															
18	A	Central Mich.	72 68	119	A	Wake Forest	73 49	98	H	Virginia	91 43	33	H	Georgia Tech	61 44
280	H	Northern Ky.	92 59	98	H	Georgia Tech	61 44	1	A	Notre Dame	68 82	51	A	Duke	73 51
26	H	Kentucky	80 75	33	H	Georgia Tech	61 44	45	H	North Carolina	73 66				
140	H	UT Martin	102 62												
305	H	Tennessee St.	107 52												
71	H	Nebraska	85 68												

Non-Div I Games:

Louisville

Average RPI	Win:	294	WON-LOST	WINNING	LAST 10	STRENGTH OF	OPP. STRENGTH	TEAM	ADJ.	CONF.	ADJ CONF.
Average RPI	Loss:	99	RECORD	PCT. RANK	GAMES	SCHEDULE	OF SCHEDULE	RPI	RPI	RPI	RPI
DIV. I ONLY		9- 7		135	5-5	310	225	220	220	12	12
DIV. I NON-CONF.		6- 5		143	0- 0	326	275	258	258	14	14
-----											
TOTALS	RPI 1-25		RPI 26-50		W-L RECORDS	RPI 51-100		RPI 101-150		RPI 150+	
9- 7	0- 1		0- 2		OVERALL	0- 1		0- 1		9- 2	
7- 2	0- 0		0- 1		HOME	0- 0		0- 0		7- 1	
2- 5	0- 1		0- 1		AWAY	0- 1		0- 1		2- 1	
0- 0	0- 0		0- 0		NEUTRAL	0- 0		0- 0		0- 0	
6- 5	0- 0		0- 2		NON-CONFERENCE	0- 0		0- 1		6- 2	
4- 2	0- 0		0- 1		HOME	0- 0		0- 0		4- 1	
2- 3	0- 0		0- 1		AWAY	0- 0		0- 1		2- 1	
0- 0	0- 0		0- 0		NEUTRAL	0- 0		0- 0		0- 0	
3- 2	0- 1		0- 0		CONFERENCE	0- 1		0- 0		3- 0	
3- 0	0- 0		0- 0		HOME	0- 0		0- 0		3- 0	
0- 2	0- 1		0- 0		AWAY	0- 1		0- 0		0- 0	
0- 0	0- 0		0- 0		NEUTRAL	0- 0		0- 0		0- 0	

RPI 1-25				RPI 26-50				RPI 51-100				RPI 101+ Team's RPI: 220			
RPI	S	Opponent	Score	RPI	S	Opponent	Score	RPI	S	Opponent	Score	RPI	S	Opponent	Score
11	A	Drake	60 69	34	A	Purdue	41 65	79	A	UNI	52 64	106	A	Youngstown St.	63 74
				44	H	DePaul	76 102					158	H	Indiana St.	56 54
												193	H	UMKC	74 88
												199	H	SIUE	56 43
												228	A	Bowling Green	74 88
												293	A	Western Mi ch.	64 53
												307	H	Valparaiso	80 54
												328	H	Detroit Mercy	52 43
												335	A	UIC	75 60
												338	H	Purdue Fort Wayne	81 67
												341	H	Chicago St.	76 40
												343	H	Evansville	61 56
LAST 12 Division I GAMES:															
193	H	UMKC	74 88	158	H	Indiana St.	56 54	343	H	Evansville	61 56				
34	A	Purdue	41 65	79	A	UNI	52 64	11	A	Drake	60 69				
199	H	SIUE	56 43	307	H	Valparaiso	80 54	44	H	DePaul	76 102				
293	A	Western Mi ch.	64 53												
338	H	Purdue Fort Wayne	81 67												
341	H	Chicago St.	76 40												

Non-Div I Games:

Loyol a Chi cago

Average RPI	Win: 291	WON-LOST	WINNING	LAST 10	STRENGTH OF	OPP. STRENGTH	TEAM	ADJ.	CONF.	ADJ CONF.
Average RPI	Loss: 179	RECORD	PCT. RANK	GAMES	SCHEDULE	OF SCHEDULE	RPI	RPI	RPI	RPI
DIV. I ONLY	2- 15	333	2-8	174	289	308	308	19	19	
DIV. I NON-CONF.	1- 10	330	0- 1	137	264	297	297	24	24	
<hr/>										
TOTALS	RPI 1-25	RPI 26-50	W-L RECORDS	RPI 51-100	RPI 101-150	RPI 150+				
2- 15	0- 0	0- 1	OVERALL	0- 2	0- 2	2- 10				
1- 5	0- 0	0- 0	HOME	0- 0	0- 0	1- 5				
1- 9	0- 0	0- 1	AWAY	0- 1	0- 2	1- 5				
0- 1	0- 0	0- 0	NEUTRAL	0- 1	0- 0	0- 0				
1- 10	0- 0	0- 1	NON-CONFERENCE	0- 2	0- 1	1- 6				
0- 3	0- 0	0- 0	HOME	0- 0	0- 0	0- 3				
1- 6	0- 0	0- 1	AWAY	0- 1	0- 1	1- 3				
0- 1	0- 0	0- 0	NEUTRAL	0- 1	0- 0	0- 0				
1- 5	0- 0	0- 0	CONFERENCE	0- 0	0- 1	1- 4				
1- 2	0- 0	0- 0	HOME	0- 0	0- 0	1- 2				
0- 3	0- 0	0- 0	AWAY	0- 0	0- 1	0- 2				
0- 0	0- 0	0- 0	NEUTRAL	0- 0	0- 0	0- 0				

RPI	S	Opponent	Score	RPI	S	Opponent	Score	RPI	S	Opponent	Score	RPI	S	Opponent	Score	Team's RPI: 308
27	A	Maryl and	48 83	77	N	Boston College	47 73	104	A	Towson	57 62	129	A	American	38 82	
				84	A	Georgetown	30 45	155	H	William & Mary	49 65	163	H	Boston U.	62 64	
								198	H	Navy	46 58	200	A	George Mason	38 70	
								224	A	Dartmouth	41 54	227	A	Holy Cross	60 78	
								248	A	Monmouth	75 67	250	H	Mt. St. Mary's	67 77	
								277	A	Saint Joseph's	46 49	278	H	St. Francis Brooklyn	70 75	
								285	A	Army West Point	57 69	333	H	Lafayette	62 50	
<hr/>																
LAST 12 Division I GAMES:																
198	H	Navy	46 58	277	A	Saint Joseph's	46 49									
248	A	Monmouth	75 67	333	H	Lafayette	62 50									
27	A	Maryl and	48 83	129	A	American	38 82									
278	H	St. Francis Brooklyn	70 75	227	A	Holy Cross	60 78									
104	A	Towson	57 62	163	H	Boston U.	62 64									
250	H	Mt. St. Mary's	67 77	285	A	Army West Point	57 69									

Non-Div I Games:

Loyola Maryl and



Average RPI Win:	180	WON-LOST	WINNING	LAST 10	STRENGTH OF	OPP. STRENGTH	TEAM	ADJ.	CONF.	ADJ CONF.
Average RPI Loss:	110	RECORD	PCT. RANK	GAMES	SCHEDULE	OF SCHEDULE	RPI	RPI	RPI	RPI
DIV. I ONLY	10- 9	158	3-7	88	127	133	133	7	7	
DIV. I NON-CONF.	7- 5	132	1- 0	115	158	108	108	7	7	
-----										
TOTALS	RPI 1-25	RPI 26-50	W-L RECORDS	RPI 51-100	RPI 101-150	RPI 150+				
10- 9	0- 3	0- 1	OVERALL	2- 0	2- 1	6- 4				
6- 3	0- 1	0- 0	HOME	1- 0	2- 0	3- 2				
4- 3	0- 1	0- 0	AWAY	1- 0	0- 1	3- 1				
0- 3	0- 1	0- 1	NEUTRAL	0- 0	0- 0	0- 1				
7- 5	0- 1	0- 1	NON-CONFERENCE	2- 0	1- 1	4- 2				
4- 1	0- 0	0- 0	HOME	1- 0	1- 0	2- 1				
3- 1	0- 0	0- 0	AWAY	1- 0	0- 1	2- 0				
0- 3	0- 1	0- 1	NEUTRAL	0- 0	0- 0	0- 1				
3- 4	0- 2	0- 0	CONFERENCE	0- 0	1- 0	2- 2				
2- 2	0- 1	0- 0	HOME	0- 0	1- 0	1- 1				
1- 2	0- 1	0- 0	AWAY	0- 0	0- 0	1- 1				
0- 0	0- 0	0- 0	NEUTRAL	0- 0	0- 0	0- 0				

RPI 1-25				RPI 26-50				RPI 51-100				RPI 101+ Team's RPI: 133			
RPI	S	Opponent	Score	RPI	S	Opponent	Score	RPI	S	Opponent	Score	RPI	S	Opponent	Score
10	H	Gonzaga	53 78	29	N	Indiana	43 67	54	A	Arizona	66 64	103	H	UC Davis	60 53
19	A	BYU	44 55					56	H	UCLA	69 63	128	H	Portland	76 58
24	N	South Dakota	40 67									149	A	Denver	75 104
												153	A	CSUN	72 53
												160	A	Pepperdine	86 95
												169	N	Grambling	61 62
												174	H	Santa Clara	75 83
												240	A	San Diego	69 52
												251	H	San Francisco	66 58
												255	H	Northern Ariz.	62 63
												257	H	Robert Morris	61 53
												258	H	Long Beach St.	71 62
												298	A	UC Santa Barbara	70 57
-----															
LAST 12 Division I GAMES:															
128	H	Portland	76 58	257	H	Robert Morris	61 53								
10	H	Gonzaga	53 78	160	A	Pepperdine	86 95								
169	N	Grambling	61 62	174	H	Santa Clara	75 83								
24	N	South Dakota	40 67	251	H	San Francisco	66 58								
29	N	Indiana	43 67	19	A	BYU	44 55								
258	H	Long Beach St.	71 62	240	A	San Diego	69 52								

Non-Div I Games:

Loyola Marymount

Average RPI Win:	198	WON-LOST	WINNING	LAST 10	STRENGTH OF	OPP. STRENGTH	TEAM	ADJ.	CONF.	ADJ CONF.
Average RPI Loss:	75	RECORD	PCT. RANK	GAMES	SCHEDULE	OF SCHEDULE	RPI	RPI	RPI	RPI
DIV. I ONLY	12- 7	99	5-5	95	132	70	70	23	23	
DIV. I NON-CONF.	7- 6	153	0- 1	42	51	55	55	23	23	
-----										
TOTALS	RPI 1-25	RPI 26-50	W-L RECORDS	RPI 51-100	RPI 101-150	RPI 150+				
12- 7	0- 1	1- 1	OVERALL	3- 3	1- 2	7- 0				
5- 1	0- 0	0- 0	HOME	1- 1	0- 0	4- 0				
5- 5	0- 1	1- 1	AWAY	1- 2	1- 1	2- 0				
2- 1	0- 0	0- 0	NEUTRAL	1- 0	0- 1	1- 0				
7- 6	0- 1	1- 1	NON-CONFERENCE	3- 2	0- 2	3- 0				
2- 1	0- 0	0- 0	HOME	1- 1	0- 0	1- 0				
3- 4	0- 1	1- 1	AWAY	1- 1	0- 1	1- 0				
2- 1	0- 0	0- 0	NEUTRAL	1- 0	0- 1	1- 0				
5- 1	0- 0	0- 0	CONFERENCE	0- 1	1- 0	4- 0				
3- 0	0- 0	0- 0	HOME	0- 0	0- 0	3- 0				
2- 1	0- 0	0- 0	AWAY	0- 1	1- 0	1- 0				
0- 0	0- 0	0- 0	NEUTRAL	0- 0	0- 0	0- 0				

RPI 1-25				RPI 26-50				RPI 51-100				RPI 101+			
RPI	S	Opponent	Score	RPI	S	Opponent	Score	RPI	S	Opponent	Score	RPI	S	Opponent	Score
8	A	NC State	46 84	45	A	North Carolina	85 73	51	H	Duke	63 66	130	N	Chattanooga	61 66
				50	A	Green Bay	39 70	53	A	Northeastern	55 63	139	A	Fordham	64 72
								66	A	Harvard	67 60	145	A	Stony Brook	68 54
								83	N	Penn	47 46	207	H	Brown	102 96
								95	H	Tol edo	73 59	267	N	N. C. A&T	58 52
								96	A	Hartford	46 49	275	A	Vermont	63 51
												282	H	Al bany (NY)	76 65
												288	A	Bryant	74 57
												309	H	New Hampshi re	67 46
												317	H	UMBC	84 44
-----															
LAST 12 Division I GAMES:															
309	H	New Hampshi re	67 46	130	N	Chattanooga	61 66	145	A	Stony Brook	68 54				
139	A	Fordham	64 72	96	A	Hartford	46 49	282	H	Al bany (NY)	76 65				
53	A	Northeastern	55 63	275	A	Vermont	63 51	317	H	UMBC	84 44				
8	A	NC State	46 84												
207	H	Brown	102 96												
66	A	Harvard	67 60												

Non-Div I Games:

Maine

Average RPI Win:	338	WON-LOST	WINNING	LAST 10	STRENGTH OF	OPP. STRENGTH	TEAM	ADJ.	CONF.	ADJ CONF.
Average RPI Loss:	217	RECORD	PCT. RANK	GAMES	SCHEDULE	OF SCHEDULE	RPI	RPI	RPI	RPI
DIV. I ONLY	3- 13	311	2-8	276	351	340	340	27	27	
DIV. I NON-CONF.	2- 9	297	0- 0	242	349	338	338	28	28	
<hr/>										
TOTALS	RPI 1-25	RPI 26-50	W-L RECORDS	RPI 51-100	RPI 101-150	RPI 150+				
3- 13	0- 0	0- 0	OVERALL	0- 1	0- 3	3- 9				
3- 6	0- 0	0- 0	HOME	0- 1	0- 2	3- 3				
0- 7	0- 0	0- 0	AWAY	0- 0	0- 1	0- 6				
0- 0	0- 0	0- 0	NEUTRAL	0- 0	0- 0	0- 0				
2- 9	0- 0	0- 0	NON-CONFERENCE	0- 1	0- 3	2- 5				
2- 5	0- 0	0- 0	HOME	0- 1	0- 2	2- 2				
0- 4	0- 0	0- 0	AWAY	0- 0	0- 1	0- 3				
0- 0	0- 0	0- 0	NEUTRAL	0- 0	0- 0	0- 0				
1- 4	0- 0	0- 0	CONFERENCE	0- 0	0- 0	1- 4				
1- 1	0- 0	0- 0	HOME	0- 0	0- 0	1- 1				
0- 3	0- 0	0- 0	AWAY	0- 0	0- 0	0- 3				
0- 0	0- 0	0- 0	NEUTRAL	0- 0	0- 0	0- 0				

RPI 1-25				RPI 26-50				RPI 51-100				RPI 101+				Team's RPI: 340	
RPI	S	Opponent	Score	RPI	S	Opponent	Score	RPI	S	Opponent	Score	RPI	S	Opponent	Score		
								82	H	Wright St.	44	60	123	H	Drexel	39	53
												139	A	Fordham	61	65	
												145	H	Stony Brook	48	79	
												204	H	Rider	63	73	
												211	H	Sacred Heart	46	74	
												227	A	Holy Cross	53	61	
												242	A	Niagara	51	61	
												262	A	Siena	56	62	
												278	A	St. Francis Brooklyn	65	73	
												282	A	Albany (NY)	54	60	
												295	A	Canisius	44	47	
												328	H	Detroit Mercy	56	58	
												331	H	Iona	55	33	
												333	H	Lafayette	60	49	
												351	H	LIU Brooklyn	61	46	
LAST 12 Division I GAMES:																	
				211	H	Sacred Heart	46	74	204	H	Rider	63	73				
				82	H	Wright St.	44	60	331	H	Iona	55	33				
				123	H	Drexel	39	53	262	A	Siena	56	62				
				333	H	Lafayette	60	49	242	A	Niagara	51	61				
				139	A	Fordham	61	65	295	A	Canisius	44	47				
				328	H	Detroit Mercy	56	58	227	A	Holy Cross	53	61				

Non-Div I Games:

Manhattan

Average RPI	Win: 230	WON-LOST RECORD	WINNING PCT. RANK	LAST 10 GAMES	STRENGTH OF SCHEDULE	OPP. STRENGTH OF SCHEDULE	TEAM RPI	ADJ. RPI	CONF. RPI	ADJ. CONF. RPI
Average RPI	Loss: 95									
DIV. I ONLY	13- 5	56	7-3	246	179	126	126	27	27	
DIV. I NON-CONF.	8- 4	91	0- 0	215	117	106	106	28	28	
-----										
TOTALS	RPI 1-25	RPI 26-50	W-L RECORDS	RPI 51-100	RPI 101-150	RPI 150+				
13- 5	0- 0	0- 0	OVERALL	1- 4	0- 0	12- 1				
5- 2	0- 0	0- 0	HOME	1- 1	0- 0	4- 1				
6- 2	0- 0	0- 0	AWAY	0- 2	0- 0	6- 0				
2- 1	0- 0	0- 0	NEUTRAL	0- 1	0- 0	2- 0				
8- 4	0- 0	0- 0	NON-CONFERENCE	1- 3	0- 0	7- 1				
3- 1	0- 0	0- 0	HOME	1- 0	0- 0	2- 1				
3- 2	0- 0	0- 0	AWAY	0- 2	0- 0	3- 0				
2- 1	0- 0	0- 0	NEUTRAL	0- 1	0- 0	2- 0				
5- 1	0- 0	0- 0	CONFERENCE	0- 1	0- 0	5- 0				
2- 1	0- 0	0- 0	HOME	0- 1	0- 0	2- 0				
3- 0	0- 0	0- 0	AWAY	0- 0	0- 0	3- 0				
0- 0	0- 0	0- 0	NEUTRAL	0- 0	0- 0	0- 0				

RPI 1-25				RPI 26-50				RPI 51-100				RPI 101+				Team's RPI: 126
RPI	S	Opponent	Score	RPI	S	Opponent	Score	RPI	S	Opponent	Score	RPI	S	Opponent	Score	
								51	A	Duke	56 64	163	H	Boston U.	68 57	
								53	H	Northeastern	90 84	181	H	Massachusetts	55 70	
								68	H	Qui nni pi ac	69 76	190	A	El on	61 57	
								82	N	Wright St.	60 76	198	A	Navy	72 48	
								91	A	Princeton	57 60	231	H	Temple	74 68	
												242	A	Ni agara	87 58	
												244	N	Stetson	76 69	
												248	H	Monmouth	69 45	
												262	H	Siena	88 59	
												263	N	Hofstra	71 57	
												282	A	Al bany (NY)	74 56	
												295	A	Canis us	71 66	
												313	A	Fairfi eld	56 46	
-----																
LAST 12 Division I GAMES:																
181	H	Massachusetts	55 70	262	H	Siena	88 59									
53	H	Northeastern	90 84	248	H	Monmouth	69 45									
91	A	Princeton	57 60	313	A	Fairfi eld	56 46									
282	A	Al bany (NY)	74 56	68	H	Qui nni pi ac	69 76									
51	A	Duke	56 64	295	A	Canis us	71 66									
190	A	El on	61 57	242	A	Ni agara	87 58									

Non-Div I Games:

Marist

Average RPI Win:	109	WON-LOST	WINNING	LAST 10	STRENGTH OF	OPP. STRENGTH	TEAM	ADJ.	CONF.	ADJ CONF.
Average RPI Loss:	15	RECORD	PCT. RANK	GAMES	SCHEDULE	OF SCHEDULE	RPI	RPI	RPI	RPI
DIV. I ONLY	16- 3	20	9-1	24	14	15	15	5	5	
DIV. I NON-CONF.	9- 3	61	1- 0	22	20	16	16	4	4	
-----										
TOTALS	RPI 1-25	RPI 26-50	W-L RECORDS	RPI 51-100	RPI 101-150	RPI 150+				
16- 3	1- 2	2- 1	OVERALL	8- 0	1- 0	4- 0				
12- 1	1- 1	2- 0	HOME	5- 0	1- 0	3- 0				
4- 2	0- 1	0- 1	AWAY	3- 0	0- 0	1- 0				
0- 0	0- 0	0- 0	NEUTRAL	0- 0	0- 0	0- 0				
9- 3	1- 2	1- 1	NON-CONFERENCE	3- 0	0- 0	4- 0				
7- 1	1- 1	1- 0	HOME	2- 0	0- 0	3- 0				
2- 2	0- 1	0- 1	AWAY	1- 0	0- 0	1- 0				
0- 0	0- 0	0- 0	NEUTRAL	0- 0	0- 0	0- 0				
7- 0	0- 0	1- 0	CONFERENCE	5- 0	1- 0	0- 0				
5- 0	0- 0	1- 0	HOME	3- 0	1- 0	0- 0				
2- 0	0- 0	0- 0	AWAY	2- 0	0- 0	0- 0				
0- 0	0- 0	0- 0	NEUTRAL	0- 0	0- 0	0- 0				

RPI 1-25				RPI 26-50				RPI 51-100				RPI 101+			
RPI	S	Opponent	Score	RPI	S	Opponent	Score	RPI	S	Opponent	Score	RPI	S	Opponent	Score
1	H	Notre Dame	63 87	36	A	Miami (FL)	55 63	57	A	Villanova	91 55	105	H	St. John's (NY)	83 73
9	A	Mississippi St.	82 87	44	H	DePaul	96 63	65	H	Michigan	85 74	153	H	Montana St.	100 52
25	H	South Dakota St.	91 52	50	H	Green Bay	80 54	67	H	Creighton	85 67	186	A	Milwaukee	83 74
								74	H	Seton Hall	96 60	256	H	Binghamton	93 40
								79	H	UNI	102 61	335	H	UIC	96 32
								80	A	Northwestern	76 57				
								84	A	Georgetown	72 62				
								89	H	Providence	85 46				
LAST 12 Division I GAMES:															
44	H	DePaul	96 63	79	H	UNI	102 61								
67	H	Creighton	85 67	36	A	Miami (FL)	55 63								
89	H	Providence	85 46	105	H	St. John's (NY)	83 73								
1	H	Notre Dame	63 87	74	H	Seton Hall	96 60								
256	H	Binghamton	93 40	84	A	Georgetown	72 62								
50	H	Green Bay	80 54	57	A	Villanova	91 55								

Non-Div I Games:

Marquette

Average RPI Win:	265	WON-LOST	WINNING	LAST 10	STRENGTH OF	OPP. STRENGTH	TEAM	ADJ.	CONF.	ADJ CONF.
Average RPI Loss:	134	RECORD	PCT. RANK	GAMES	SCHEDULE	OF SCHEDULE	RPI	RPI	RPI	RPI
DIV. I ONLY	9- 8	150	7-3	327	139	237	237	16	16	
DIV. I NON-CONF.	5- 7	206	0- 0	338	175	319	319	19	19	
-----										
TOTALS	RPI 1-25	RPI 26-50	W-L RECORDS	RPI 51-100	RPI 101-150	RPI 150+				
9- 8	0- 0	0- 1	OVERALL	1- 0	0- 3	8- 4				
7- 2	0- 0	0- 0	HOME	1- 0	0- 1	6- 1				
2- 6	0- 0	0- 1	AWAY	0- 0	0- 2	2- 3				
0- 0	0- 0	0- 0	NEUTRAL	0- 0	0- 0	0- 0				
5- 7	0- 0	0- 1	NON-CONFERENCE	0- 0	0- 2	5- 4				
5- 2	0- 0	0- 0	HOME	0- 0	0- 1	5- 1				
0- 5	0- 0	0- 1	AWAY	0- 0	0- 1	0- 3				
0- 0	0- 0	0- 0	NEUTRAL	0- 0	0- 0	0- 0				
4- 1	0- 0	0- 0	CONFERENCE	1- 0	0- 1	3- 0				
2- 0	0- 0	0- 0	HOME	1- 0	0- 0	1- 0				
2- 1	0- 0	0- 0	AWAY	0- 0	0- 1	2- 0				
0- 0	0- 0	0- 0	NEUTRAL	0- 0	0- 0	0- 0				

RPI	S	Opponent	Score	RPI	S	Opponent	Score	RPI	S	Opponent	Score	RPI	S	Opponent	Score
37	A	Clemson	54 68	55	H	Old Dominion	57 48	104	H	Towson	69 76	109	A	Appalachian St.	52 74
								110	A	Western Ky.	55 85	158	H	Indiana St.	53 62
								161	A	Wisconsin	49 67	166	A	Southern Ill.	49 58
								167	H	Charlotte	63 62	228	A	Bowling Green	76 99
								268	H	Cleveland St.	86 64	290	A	Fla. Atlantic	72 67
								301	H	Coppin St.	88 67	305	H	Tennessee St.	80 59
								311	A	FIU	86 58	343	H	Evansville	72 65
								347	H	Delaware St.	75 63				
LAST 12 Division I GAMES:															
104	H	Towson	69 76	311	A	FIU	86 58								
37	A	Clemson	54 68	290	A	Fla. Atlantic	72 67								
305	H	Tennessee St.	80 59	110	A	Western Ky.	55 85								
268	H	Cleveland St.	86 64	167	H	Charlotte	63 62								
161	A	Wisconsin	49 67	55	H	Old Dominion	57 48								
301	H	Coppin St.	88 67	347	H	Delaware St.	75 63								

Non-Div I Games: Bluefield St. 82 29

Marshall

Average RPI Win:	151	WON-LOST	WINNING	LAST 10	STRENGTH OF	OPP. STRENGTH	TEAM	ADJ.	CONF.	ADJ CONF.
Average RPI Loss:	22	RECORD	PCT. RANK	GAMES	SCHEDULE	OF SCHEDULE	RPI	RPI	RPI	RPI
DIV. I ONLY	16- 2	12	8-2	140	19	27	27	4	4	
DIV. I NON-CONF.	11- 0	1	0- 0	258	74	32	32	5	5	
-----										
TOTALS	RPI 1-25	RPI 26-50	W-L RECORDS	RPI 51-100	RPI 101-150	RPI 150+				
16- 2	1- 1	1- 1	OVERALL	5- 0	3- 0	6- 0				
9- 1	0- 1	1- 0	HOME	4- 0	1- 0	3- 0				
5- 1	1- 0	0- 1	AWAY	1- 0	1- 0	2- 0				
2- 0	0- 0	0- 0	NEUTRAL	0- 0	1- 0	1- 0				
11- 0	1- 0	1- 0	NON-CONFERENCE	2- 0	1- 0	6- 0				
6- 0	0- 0	1- 0	HOME	2- 0	0- 0	3- 0				
3- 0	1- 0	0- 0	AWAY	0- 0	0- 0	2- 0				
2- 0	0- 0	0- 0	NEUTRAL	0- 0	1- 0	1- 0				
5- 2	0- 1	0- 1	CONFERENCE	3- 0	2- 0	0- 0				
3- 1	0- 1	0- 0	HOME	2- 0	1- 0	0- 0				
2- 1	0- 0	0- 1	AWAY	1- 0	1- 0	0- 0				
0- 0	0- 0	0- 0	NEUTRAL	0- 0	0- 0	0- 0				

RPI 1-25				RPI 26-50				RPI 51-100				RPI 101+			
RPI	S	Opponent	Score	RPI	S	Opponent	Score	RPI	S	Opponent	Score	RPI	S	Opponent	Score
16	H	Rutgers	65 73	28	A	Michigan St.	60 77	58	H	James Madison	87 63	113	A	Penn St.	77 61
21	A	South Carolina	85 61	33	H	Georgia Tech	67 54	65	H	Michigan	83 69	113	H	Penn St.	79 67
								71	A	Nebraska	81 63	118	N	Georgia	58 51
								86	H	Dayton	82 71	192	A	Delaware	77 53
								99	H	Ohio St.	75 69	197	A	George Washington	69 30
												301	H	Coppin St.	93 36
												308	H	Loyola Maryland	83 48
												317	H	UMBC	92 61
												329	N	Morgan St.	68 44
-----															
Team's RPI: 27															
LAST 12 Division I GAMES:															
113	A	Penn St.	77 61	113	H	Penn St.	79 67	28	A	Michigan St.	60 77	65	H	Michigan	83 69
192	A	Delaware	77 53	65	H	Michigan	83 69	71	A	Nebraska	81 63	99	H	Ohio St.	75 69
308	H	Loyola Maryland	83 48	71	A	Nebraska	81 63	16	H	Rutgers	65 73				
58	H	James Madison	87 63	99	H	Ohio St.	75 69								
317	H	UMBC	92 61	33	H	Georgia Tech	67 54								

Non-Div I Games:

Maryland

Average RPI Win:	227	WON-LOST	WINNING	LAST 10	STRENGTH OF	OPP. STRENGTH	TEAM	ADJ.	CONF.	ADJ CONF.
Average RPI Loss:	158	RECORD	PCT. RANK	GAMES	SCHEDULE	OF SCHEDULE	RPI	RPI	RPI	RPI
DIV. I ONLY	11- 8	132	6-4	238	264	181	181	17	17	
DIV. I NON-CONF.	8- 6	138	0- 0	233	308	194	194	17	17	
-----										
TOTALS	RPI 1-25	RPI 26-50	W-L RECORDS	RPI 51-100	RPI 101-150	RPI 150+				
11- 8	0- 0	0- 0	OVERALL	0- 3	2- 1	9- 4				
6- 3	0- 0	0- 0	HOME	0- 0	0- 0	6- 3				
4- 4	0- 0	0- 0	AWAY	0- 2	2- 1	2- 1				
1- 1	0- 0	0- 0	NEUTRAL	0- 1	0- 0	1- 0				
8- 6	0- 0	0- 0	NON-CONFERENCE	0- 2	1- 1	7- 3				
5- 2	0- 0	0- 0	HOME	0- 0	0- 0	5- 2				
2- 3	0- 0	0- 0	AWAY	0- 1	1- 1	1- 1				
1- 1	0- 0	0- 0	NEUTRAL	0- 1	0- 0	1- 0				
3- 2	0- 0	0- 0	CONFERENCE	0- 1	1- 0	2- 1				
1- 1	0- 0	0- 0	HOME	0- 0	0- 0	1- 1				
2- 1	0- 0	0- 0	AWAY	0- 1	1- 0	1- 0				
0- 0	0- 0	0- 0	NEUTRAL	0- 0	0- 0	0- 0				

RPI 1-25				RPI 26-50				RPI 51-100				RPI 101+ Team's RPI: 181							
RPI	S	Opponent	Score	RPI	S	Opponent	Score	RPI	S	Opponent	Score	RPI	S	Opponent	Score				
								52	N	Bucknell I	58 77	104	A	Towson	53 78				
								53	A	Northeastern	52 53	126	A	Marist	70 55				
								86	A	Dayton	47 75	148	A	Davison	70 58				
												163	H	Boston U.	66 55				
												200	H	George Mason	52 70				
												206	H	Saint Louis	70 66				
												207	A	Brown	90 61				
												211	H	Sacred Heart	78 61				
												218	H	North Dakota	52 59				
												247	H	UTRGV	74 70				
												262	A	Siena	59 64				
												276	A	La Salle	74 60				
												289	H	Central Conn. St.	74 59				
												292	H	UMass Lowell	59 62				
												313	N	Fairfield	59 49				
												315	H	Incarnate Word	71 59				
-----																			
LAST 12 Division I GAMES:																			
292	H	UMass Lowell	59 62	148	A	Davison	70 58	200	H	George Mason	52 70								
262	A	Siena	59 64	276	A	La Salle	74 60	86	A	Dayton	47 75								
163	H	Boston U.	66 55	206	H	Saint Louis	70 66	126	A	Marist	70 55								
315	H	Incarnate Word	71 59																
53	A	Northeastern	52 53																
218	H	North Dakota	52 59																

Non-Div I Games:

Massachusetts



Average RPI Win:	222	WON-LOST	WINNING	LAST 10	STRENGTH OF	OPP. STRENGTH	TEAM	ADJ.	CONF.	ADJ CONF.
Average RPI Loss:	192	RECORD	PCT. RANK	GAMES	SCHEDULE	OF SCHEDULE	RPI	RPI	RPI	RPI
DIV. I ONLY	2- 12	328	4-6	245	291	319	319	26	26	
DIV. I NON-CONF.	0- 8	336	0- 0	65	272	302	302	22	22	
-----										
TOTALS	RPI 1-25	RPI 26-50	W-L RECORDS	RPI 51-100	RPI 101-150	RPI 150+				
2- 12	0- 1	0- 1	OVERALL	0- 0	0- 2	2- 8				
1- 3	0- 0	0- 0	HOME	0- 0	0- 1	1- 2				
1- 9	0- 1	0- 1	AWAY	0- 0	0- 1	1- 6				
0- 0	0- 0	0- 0	NEUTRAL	0- 0	0- 0	0- 0				
0- 8	0- 1	0- 1	NON-CONFERENCE	0- 0	0- 2	0- 4				
0- 2	0- 0	0- 0	HOME	0- 0	0- 1	0- 1				
0- 6	0- 1	0- 1	AWAY	0- 0	0- 1	0- 3				
0- 0	0- 0	0- 0	NEUTRAL	0- 0	0- 0	0- 0				
2- 4	0- 0	0- 0	CONFERENCE	0- 0	0- 0	2- 4				
1- 1	0- 0	0- 0	HOME	0- 0	0- 0	1- 1				
1- 3	0- 0	0- 0	AWAY	0- 0	0- 0	1- 3				
0- 0	0- 0	0- 0	NEUTRAL	0- 0	0- 0	0- 0				

RPI 1-25				RPI 26-50				RPI 51-100				RPI 101+ Team's RPI: 319			
RPI	S	Opponent	Score	RPI	S	Opponent	Score	RPI	S	Opponent	Score	RPI	S	Opponent	Score
23	A	Texas	40 96	49	A	LSU	36 86					101	A	Ri ce	65 93
												136	H	Loui si ana Tech	48 89
												152	A	UAB	48 91
												169	A	Grambl ing	51 75
												170	A	Abilene Christi an	52 109
												212	A	Nichol ls St.	69 68
												232	H	Southeastern La.	62 56
												259	H	Loui si ana	59 70
												286	A	New Orleans	76 88
												315	H	Incarnate Word	66 68
												321	A	La. -Monroe	60 69
												322	A	Northwestern St.	63 82
LAST 12 Division I GAMES:															
136	H	Loui si ana Tech	48 89	232	H	Southeastern La.	62 56								
49	A	LSU	36 86	212	A	Nichol ls St.	69 68								
152	A	UAB	48 91	286	A	New Orleans	76 88								
101	A	Ri ce	65 93	170	A	Abilene Christi an	52 109								
321	A	La. -Monroe	60 69	322	A	Northwestern St.	63 82								
23	A	Texas	40 96	315	H	Incarnate Word	66 68								

Non-Div I Games: LSU-Alexandria 60 68 Southern-N. O. 106 54 Louisiana Col. 86 68

McNeese

Average RPI Win:	257	WON-LOST	WINNING	LAST 10	STRENGTH OF	OPP. STRENGTH	TEAM	ADJ.	CONF.	ADJ CONF.
Average RPI Loss:	148	RECORD	PCT. RANK	GAMES	SCHEDULE	OF SCHEDULE	RPI	RPI	RPI	RPI
DIV. I ONLY	7- 10	220	5-5	231	226	254	254	9	9	
DIV. I NON-CONF.	5- 8	224	0- 0	290	242	301	301	9	9	
-----										
TOTALS	RPI 1-25	RPI 26-50	W-L RECORDS	RPI 51-100	RPI 101-150	RPI 150+				
7- 10	0- 1	0- 0	OVERALL	0- 2	0- 2	7- 5				
5- 5	0- 1	0- 0	HOME	0- 2	0- 1	5- 1				
1- 5	0- 0	0- 0	AWAY	0- 0	0- 1	1- 4				
1- 0	0- 0	0- 0	NEUTRAL	0- 0	0- 0	1- 0				
5- 8	0- 0	0- 0	NON-CONFERENCE	0- 2	0- 1	5- 5				
4- 4	0- 0	0- 0	HOME	0- 2	0- 1	4- 1				
0- 4	0- 0	0- 0	AWAY	0- 0	0- 0	0- 4				
1- 0	0- 0	0- 0	NEUTRAL	0- 0	0- 0	1- 0				
2- 2	0- 1	0- 0	CONFERENCE	0- 0	0- 1	2- 0				
1- 1	0- 1	0- 0	HOME	0- 0	0- 0	1- 0				
1- 1	0- 0	0- 0	AWAY	0- 0	0- 1	1- 0				
0- 0	0- 0	0- 0	NEUTRAL	0- 0	0- 0	0- 0				

RPI 1-25				RPI 26-50				RPI 51-100				RPI 101+				Team's RPI: 254
RPI	S	Opponent	Score	RPI	S	Opponent	Score	RPI	S	Opponent	Score	RPI	S	Opponent	Score	
17	H	UCF	55 <b>68</b>					95	H	Toledo	48 <b>58</b>	135	A	Tulsa	39 <b>46</b>	
								100	H	Little Rock	60 <b>63</b>	136	H	Louisiana Tech	50 <b>66</b>	
												152	A	UAB	54 <b>85</b>	
												162	A	Arkansas St.	66 <b>77</b>	
												179	N	Mercer	59 53	
												197	A	George Washington	38 <b>51</b>	
												202	A	Coastal Caro.	71 <b>90</b>	
												218	H	Southeast Mo. St.	69 57	
												221	H	East Carolina	58 46	
												225	H	Samford	53 48	
												274	A	Wichita St.	71 50	
												286	H	New Orleans	59 <b>66</b>	
												332	H	Jackson St.	68 67	
												348	H	N. C. Central	77 56	
LAST 12 Division I GAMES:																
100	H	Little Rock	60 <b>63</b>	221	H	East Carolina	58 46									
218	H	Southeast Mo. St.	69 57	274	A	Wichita St.	71 50									
225	H	Samford	53 48	135	A	Tulsa	39 <b>46</b>									
286	H	New Orleans	59 <b>66</b>	17	H	UCF	55 <b>68</b>									
95	H	Toledo	48 <b>58</b>	197	A	George Washington	38 <b>51</b>									
202	A	Coastal Caro.	71 <b>90</b>	348	H	N. C. Central	77 56									

Non-Div I Games:

Memphis

Average RPI Win:	242	WON-LOST	WINNING	LAST 10	STRENGTH OF	OPP. STRENGTH	TEAM	ADJ.	CONF.	ADJ CONF.
Average RPI Loss:	142	RECORD	PCT. RANK	GAMES	SCHEDULE	OF SCHEDULE	RPI	RPI	RPI	RPI
DIV. I ONLY	11- 7	112	7-3	277	173	179	179	24	24	
DIV. I NON-CONF.	8- 7	160	0- 0	213	160	185	185	25	25	
-----										
TOTALS	RPI 1-25	RPI 26-50	W-L RECORDS	RPI 51-100	RPI 101-150	RPI 150+				
11- 7	0- 2	0- 0	OVERALL	0- 0	0- 2	11- 3				
5- 3	0- 2	0- 0	HOME	0- 0	0- 0	5- 1				
5- 3	0- 0	0- 0	AWAY	0- 0	0- 2	5- 1				
1- 1	0- 0	0- 0	NEUTRAL	0- 0	0- 0	1- 1				
8- 7	0- 2	0- 0	NON-CONFERENCE	0- 0	0- 2	8- 3				
4- 3	0- 2	0- 0	HOME	0- 0	0- 0	4- 1				
3- 3	0- 0	0- 0	AWAY	0- 0	0- 2	3- 1				
1- 1	0- 0	0- 0	NEUTRAL	0- 0	0- 0	1- 1				
3- 0	0- 0	0- 0	CONFERENCE	0- 0	0- 0	3- 0				
1- 0	0- 0	0- 0	HOME	0- 0	0- 0	1- 0				
2- 0	0- 0	0- 0	AWAY	0- 0	0- 0	2- 0				
0- 0	0- 0	0- 0	NEUTRAL	0- 0	0- 0	0- 0				

RPI 1-25				RPI 26-50				RPI 51-100				RPI 101+				Team's RPI: 179
RPI	S	Opponent	Score	RPI	S	Opponent	Score	RPI	S	Opponent	Score	RPI	S	Opponent	Score	
17	H	UCF	42 76									118	A	Georgia	60 67	
22	H	Florida St.	56 57									119	A	Wake Forest	54 69	
												167	H	Charlotte	57 40	
												194	H	UNC Asheville	61 47	
												197	A	George Washington	61 53	
												203	A	Jacksonville	66 71	
												213	H	Florida	92 82	
												223	A	Howard	85 70	
												225	H	Samford	76 68	
												228	N	Bowling Green	76 63	
												254	N	Memphis	53 59	
												261	H	Col umbi a	68 72	
												279	A	Ga. Southern	79 72	
												296	H	Kennesaw St.	64 48	
												320	A	UNC Greensboro	71 58	
												325	A	Western Caro.	69 67	
-----																
LAST 12 Division I GAMES:																
197	A	George Washington	61 53	320	A	UNC Greensboro	71 58									
223	A	Howard	85 70	325	A	Western Caro.	69 67									
167	H	Charlotte	57 40	225	H	Samford	76 68									
22	H	Florida St.	56 57	261	H	Col umbi a	68 72									
296	H	Kennesaw St.	64 48	203	A	Jacksonville	66 71									
118	A	Georgia	60 67	194	H	UNC Asheville	61 47									

Non-Div I Games:

Mercer

Loss, 
Non-Conf, S Site, 
H Home
A Away 
N Neutral

Average RPI	Win:	150	WON-LOST RECORD	WINNING PCT. RANK	LAST 10 GAMES	STRENGTH OF SCHEDULE	OPP. STRENGTH OF SCHEDULE	TEAM RPI	ADJ. RPI	CONF. RPI	ADJ CONF. RPI
Average RPI	Loss:	26									
DIV. I ONLY		16- 4		32	8-2	104	12	36	36	1	1
DIV. I NON-CONF.		12- 3		52	2- 1	147	24	49	49	1	1
-----											
TOTALS	RPI 1-25		RPI 26-50		W-L RECORDS	RPI 51-100		RPI 101-150		RPI 150+	
16- 4	1- 2		1- 2		OVERALL	5- 0		3- 0		6- 0	
11- 2	1- 1		1- 1		HOME	4- 0		1- 0		4- 0	
3- 2	0- 1		0- 1		AWAY	1- 0		1- 0		1- 0	
2- 0	0- 0		0- 0		NEUTRAL	0- 0		1- 0		1- 0	
12- 3	1- 2		0- 1		NON-CONFERENCE	3- 0		2- 0		6- 0	
9- 1	1- 1		0- 0		HOME	3- 0		1- 0		4- 0	
1- 2	0- 1		0- 1		AWAY	0- 0		0- 0		1- 0	
2- 0	0- 0		0- 0		NEUTRAL	0- 0		1- 0		1- 0	
4- 1	0- 0		1- 1		CONFERENCE	2- 0		1- 0		0- 0	
2- 1	0- 0		1- 1		HOME	1- 0		0- 0		0- 0	
2- 0	0- 0		0- 0		AWAY	1- 0		1- 0		0- 0	
0- 0	0- 0		0- 0		NEUTRAL	0- 0		0- 0		0- 0	

RPI 1-25				RPI 26-50				Team's RPI: 36				RPI 51-100				RPI 101+			
RPI	S	Opponent	Score	RPI	S	Opponent	Score	RPI	S	Opponent	Score	RPI	S	Opponent	Score	RPI	S	Opponent	Score
13	A	Iowa St.	52 75	34	A	Purdue	63 74	51	A	Duke	58 50	119	A	Wake Forest	72 57				
15	H	Marquette	63 55	37	H	Clemson	67 76	71	H	Nebraska	82 68	121	N	Alabama	101 74				
18	H	Central Mich.	80 90	45	H	North Carolina	76 68	72	H	Virginia Tech	68 61	125	H	Colorado	73 58				
								90	H	SFA	81 60	172	N	Vanderbilt	90 65				
								96	H	Hartford	75 62	231	H	Temple	73 61				
												246	H	UMES	71 53				
												286	H	New Orleans	78 38				
												311	A	FIU	94 43				
												346	H	Florida A&M	103 54				
-----																			
										LAST 12 Division I GAMES:									
				119	A	Wake Forest	72 57	96	H	Hartford	75 62	15	H	Marquette	63 55	13	A	Iowa St.	52 75
				72	H	Virginia Tech	68 61	51	H	Nebraska	82 68	45	H	North Carolina	76 68	51	A	Duke	58 50
				18	H	Central Mich.	80 90	37	H	Clemson	67 76								
				346	H	Florida A&M	103 54												
				121	N	Alabama	101 74												
				172	N	Vanderbilt	90 65												

Non-Div I Games:

Miami (FL)

M  
i  
a  
m  
i  
(  
O  
H  
)

Miami (OH)				Through Games Of Jan. 20, 2019											
Average RPI	Win:	214	WON-LOST	WINNING	LAST 10	STRENGTH OF	OPP. STRENGTH	TEAM	ADJ.	CONF.	ADJ CONF.				
Average RPI	Loss:	120	RECORD	PCT. RANK	GAMES	SCHEDULE	OF SCHEDULE	RPI	RPI	RPI	RPI				
DIV. I ONLY	11- 4	53	7-3	239	178	97	97	8	8						
DIV. I NON-CONF.	8- 2	52	0- 0	335	281	143	143	8	8						
-----															
TOTALS		RPI 1-25		RPI 26-50		W-L RECORDS		RPI 51-100		RPI 101-150		RPI 150+			
11- 4		1- 1		0- 1		OVERALL		1- 1		1- 0		8- 1			
5- 1		0- 0		0- 1		HOME		1- 0		1- 0		3- 0			
6- 3		1- 1		0- 0		AWAY		0- 1		0- 0		5- 1			
0- 0		0- 0		0- 0		NEUTRAL		0- 0		0- 0		0- 0			
8- 2		0- 1		0- 0		NON-CONFERENCE		0- 0		1- 0		7- 1			
3- 0		0- 0		0- 0		HOME		0- 0		1- 0		2- 0			
5- 2		0- 1		0- 0		AWAY		0- 0		0- 0		5- 1			
0- 0		0- 0		0- 0		NEUTRAL		0- 0		0- 0		0- 0			
3- 2		1- 0		0- 1		CONFERENCE		1- 1		0- 0		1- 0			
2- 1		0- 0		0- 1		HOME		1- 0		0- 0		1- 0			
1- 1		1- 0		0- 0		AWAY		0- 1		0- 0		0- 0			
0- 0		0- 0		0- 0		NEUTRAL		0- 0		0- 0		0- 0			
-----															
RPI 1-25				RPI 26-50				RPI 51-100		Team's RPI: 97		RPI 101+			
RPI	S	Opponent	Score	RPI	S	Opponent	Score	RPI	S	Opponent	Score	RPI	S	Opponent	Score
5	A	Louisville	73 95	35	H	Buffalo	59 66	94	A	Northern Ill.	71 82	114	H	Cincinnati	78 65
18	A	Central Mich.	70 67					95	H	Toledo	65 64	156	H	High Point	68 55

M  
i  
a  
m  
i  
(  
O  
H  
)

Non-Div I Games: Ohio Dominican 74 29

Mi ami (OH)

Average RPI	Win:	206	WON-LOST	WINNING	LAST 10	STRENGTH OF	OPP. STRENGTH	TEAM	ADJ.	CONF.	ADJ CONF.
Average RPI	Loss:	27	RECORD	PCT. RANK	GAMES	SCHEDULE	OF SCHEDULE	RPI	RPI	RPI	RPI
DIV. I ONLY		12- 7		99	6-4	91	67	65	65	4	4
DIV. I NON-CONF.		9- 3		61	1- 1	221	143	79	79	5	5
-----											
TOTALS	RPI 1-25		RPI 26-50		W-L RECORDS	RPI 51-100		RPI 101-150		RPI 150+	
12- 7	0- 4		1- 2		OVERALL	2- 1		2- 0		7- 0	
8- 0	0- 0		0- 0		HOME	2- 0		1- 0		5- 0	
2- 6	0- 3		0- 2		AWAY	0- 1		0- 0		2- 0	
2- 1	0- 1		1- 0		NEUTRAL	0- 0		1- 0		0- 0	
9- 3	0- 3		1- 0		NON-CONFERENCE	0- 0		1- 0		7- 0	
5- 0	0- 0		0- 0		HOME	0- 0		0- 0		5- 0	
2- 2	0- 2		0- 0		AWAY	0- 0		0- 0		2- 0	
2- 1	0- 1		1- 0		NEUTRAL	0- 0		1- 0		0- 0	
3- 4	0- 1		0- 2		CONFERENCE	2- 1		1- 0		0- 0	
3- 0	0- 0		0- 0		HOME	2- 0		1- 0		0- 0	
0- 4	0- 1		0- 2		AWAY	0- 1		0- 0		0- 0	
0- 0	0- 0		0- 0		NEUTRAL	0- 0		0- 0		0- 0	

RPI 1-25				RPI 26-50				RPI 51-100				Team's RPI: 65				RPI 101+			
RPI	S	Opponent	Score	RPI	S	Opponent	Score	RPI	S	Opponent	Score	RPI	S	Opponent	Score	RPI	S	Opponent	Score
8	A	NC State	55 66	27	A	Maryl and	69 83	71	A	Nebraska	56 70	111	N	Washi ngton	80 73				
12	A	Iowa	61 75	32	N	Missouri	70 54	80	H	Northwestern	79 78	116	H	Minnesota	76 60				
15	A	Marquette	74 85	34	A	Purdue	70 71	99	H	Ohio St.	62 58	183	H	Southern U.	76 35				
23	N	Texas	52 69									250	H	Mt. St. Mary's	88 40				
												293	A	Western Mich.	79 42				
												297	A	Oakl and	85 59				
												328	H	Detroit Mercy	95 62				
												329	H	Morgan St.	70 47				
												351	H	LIU Brookl yn	83 38				
-----																			
LAST 12 Division I GAMES:																			
34	A	Purdue	70 71	111	N	Washington	80 73	23	N	Texas	52 69	99	H	Ohio St.	62 58	12	A	Iowa	61 75
116	H	Minnesota	76 60	71	A	Nebraska	56 70	27	A	Maryl and	69 83	80	H	Northwestern	79 78				
183	H	Southern U.	76 35																
329	H	Morgan St.	70 47																
297	A	Oakl and	85 59																

Non-Div I Games:

Mi chi gan

Average RPI Win:	156	WON-LOST	WINNING	LAST 10	STRENGTH OF	OPP. STRENGTH	TEAM	ADJ.	CONF.	ADJ CONF.
Average RPI Loss:	46	RECORD	PCT. RANK	GAMES	SCHEDULE	OF SCHEDULE	RPI	RPI	RPI	RPI
DIV. I ONLY	13- 5	56	6-4	53	23	28	28	4	4	
DIV. I NON-CONF.	10- 1	19	0- 0	199	38	38	38	5	5	
-----										
TOTALS	RPI 1-25	RPI 26-50	W-L RECORDS	RPI 51-100	RPI 101-150	RPI 150+				
13- 5	2- 2	1- 1	OVERALL	3- 2	1- 0	6- 0				
10- 0	2- 0	1- 0	HOME	2- 0	1- 0	4- 0				
2- 4	0- 1	0- 1	AWAY	1- 2	0- 0	1- 0				
1- 1	0- 1	0- 0	NEUTRAL	0- 0	0- 0	1- 0				
10- 1	1- 1	0- 0	NON-CONFERENCE	3- 0	0- 0	6- 0				
7- 0	1- 0	0- 0	HOME	2- 0	0- 0	4- 0				
2- 0	0- 0	0- 0	AWAY	1- 0	0- 0	1- 0				
1- 1	0- 1	0- 0	NEUTRAL	0- 0	0- 0	1- 0				
3- 4	1- 1	1- 1	CONFERENCE	0- 2	1- 0	0- 0				
3- 0	1- 0	1- 0	HOME	0- 0	1- 0	0- 0				
0- 4	0- 1	0- 1	AWAY	0- 2	0- 0	0- 0				
0- 0	0- 0	0- 0	NEUTRAL	0- 0	0- 0	0- 0				

RPI 1-25				RPI 26-50				Team's RPI: 28				RPI 51-100				RPI 101+			
RPI	S	Opponent	Score	RPI	S	Opponent	Score	RPI	S	Opponent	Score	RPI	S	Opponent	Score	RPI	S	Opponent	Score
3	H	Oregon	88 82	27	H	Maryl and	77 60	80	A	Northwestern	62 70	116	H	Min nesota	86 68				
8	N	NC State	74 78	29	A	Indi ana	64 68	82	H	Wright St.	84 68	228	H	Bowling Green	99 69				
12	H	Iowa	84 70					96	A	Hartford	74 66	236	H	ETSU	75 53				
16	A	Rutgers	62 76					98	H	Vi rgi ni a	91 66	241	H	Texas Southern	91 45				
								99	A	Ohi o St.	55 65	290	H	Fla. Atlantic	89 74				
												296	N	Kennesaw St.	75 51				
												297	A	Oakl and	102 58				
LAST 12 Di vi si on I GAMES:																			
12	H	Iowa	84 70	16	A	Rutgers	62 76	27	H	Maryl and	77 60	116	H	Min nesota	86 68	29	A	Indi ana	64 68
290	H	Fla. Atlantic	89 74	99	A	Ohi o St.	55 65	80	A	Northwestern	62 70								
96	A	Hartford	74 66																
3	H	Oregon	88 82																
297	A	Oakl and	102 58																
241	H	Texas Southern	91 45																

Non-Div I Games:

Michigan St.

Average RPI Win:	214	WON-LOST	WINNING	LAST 10	STRENGTH OF	OPP. STRENGTH	TEAM	ADJ.	CONF.	ADJ CONF.
Average RPI Loss:	87	RECORD	PCT. RANK	GAMES	SCHEDULE	OF SCHEDULE	RPI	RPI	RPI	RPI
DIV. I ONLY	15- 4	35	8-2	209	130	69	69	16	16	
DIV. I NON-CONF.	9- 4	85	0- 1	96	193	54	54	19	19	
-----										
TOTALS	RPI 1-25	RPI 26-50	W-L RECORDS	RPI 51-100	RPI 101-150	RPI 150+				
15- 4	0- 0	0- 1	OVERALL	1- 1	2- 2	12- 0				
6- 1	0- 0	0- 0	HOME	0- 1	1- 0	5- 0				
7- 3	0- 0	0- 1	AWAY	1- 0	0- 2	6- 0				
2- 0	0- 0	0- 0	NEUTRAL	0- 0	1- 0	1- 0				
9- 4	0- 0	0- 1	NON-CONFERENCE	1- 1	1- 2	7- 0				
4- 1	0- 0	0- 0	HOME	0- 1	0- 0	4- 0				
3- 3	0- 0	0- 1	AWAY	1- 0	0- 2	2- 0				
2- 0	0- 0	0- 0	NEUTRAL	0- 0	1- 0	1- 0				
6- 0	0- 0	0- 0	CONFERENCE	0- 0	1- 0	5- 0				
2- 0	0- 0	0- 0	HOME	0- 0	1- 0	1- 0				
4- 0	0- 0	0- 0	AWAY	0- 0	0- 0	4- 0				
0- 0	0- 0	0- 0	NEUTRAL	0- 0	0- 0	0- 0				

RPI S Opponent	Score	RPI S Opponent	Score	RPI S Opponent	Score	RPI S Opponent	Score
		26 A Kentucky	55 72	73 H Belmont	38 45	108 A Tennessee Tech	64 68
				85 A Troy	67 64	130 N Chattanooga	58 47
						136 H Louisiana Tech	75 38
						139 A Fordham	49 61
						172 H Vanderbilt	65 58
						176 H Georgia St.	69 54
						194 H UNC Asheville	67 46
						210 H Southern Miss.	66 49
						224 N Dartmouth	70 58
						226 A UNLV	66 62
						245 A Furman	78 71
						253 A UTSA	72 52
						265 A UTEP	79 49
						290 A Fla. Atlantic	74 55
						299 H Mississippi Val.	101 51
						311 A FIU	49 43
LAST 12 Division I GAMES:							
290 A Fla. Atlantic	74 55	139 A Fordham	49 61				
311 A FIU	49 43	226 A UNLV	66 62				
130 N Chattanooga	58 47	265 A UTEP	79 49				
194 H UNC Asheville	67 46	253 A UTSA	72 52				
26 A Kentucky	55 72	136 H Louisiana Tech	75 38				
85 A Troy	67 64	210 H Southern Miss.	66 49				

Non-Div I Games:

Middle Tenn.



Average RPI	Win:	257	WON-LOST	WINNING	LAST 10	STRENGTH OF	OPP. STRENGTH	TEAM	ADJ.	CONF.	ADJ CONF.
Average RPI	Loss:	91	RECORD	PCT. RANK	GAMES	SCHEDULE	OF SCHEDULE	RPI	RPI	RPI	RPI
DIV. I ONLY		9- 9	163	6-4	229	149	186	186	20	20	
DIV. I NON-CONF.		5- 6	177	0- 0	136	146	179	179	18	18	
-----											
TOTALS	RPI 1-25		RPI 26-50		W-L RECORDS	RPI 51-100		RPI 101-150		RPI 150+	
9- 9	0- 2		0- 3		OVERALL	0- 1		1- 1		8- 2	
4- 4	0- 2		0- 1		HOME	0- 0		1- 0		3- 1	
4- 5	0- 0		0- 2		AWAY	0- 1		0- 1		4- 1	
1- 0	0- 0		0- 0		NEUTRAL	0- 0		0- 0		1- 0	
5- 6	0- 2		0- 2		NON-CONFERENCE	0- 0		0- 1		5- 1	
2- 3	0- 2		0- 0		HOME	0- 0		0- 0		2- 1	
2- 3	0- 0		0- 2		AWAY	0- 0		0- 1		2- 0	
1- 0	0- 0		0- 0		NEUTRAL	0- 0		0- 0		1- 0	
4- 3	0- 0		0- 1		CONFERENCE	0- 1		1- 0		3- 1	
2- 1	0- 0		0- 1		HOME	0- 0		1- 0		1- 0	
2- 2	0- 0		0- 0		AWAY	0- 1		0- 0		2- 1	
0- 0	0- 0		0- 0		NEUTRAL	0- 0		0- 0		0- 0	

RPI	S	Opponent	Score	RPI	S	Opponent	Score	RPI	S	Opponent	Score	RPI	S	Opponent	Score	Team's RPI: 186
15	H	Marquette	74 83	29	A	Indiana	66 68	82	A	Wright St.	57 61	106	H	Youngstown St.	71 68	
22	H	Florida St.	62 87	46	A	Saint Mary's (CA)	71 73					132	A	Fresno St.	48 65	
				50	H	Green Bay	62 76					161	H	Wisconsin	57 68	
												185	N	UC Riverside	56 54	
												218	A	North Dakota	64 46	
												261	H	Columbia	78 65	
												268	H	Cleveland St.	59 53	
												280	A	Northern Ky.	54 55	
												297	A	Oakland	79 52	
												310	A	North Dakota St.	57 55	
												328	A	Detroit Mercy	62 44	
												338	H	Purdue Fort Wayne	70 48	
-----																
LAST 12 Division I GAMES:																
50	H	Green Bay	62 76	328	A	Detroit Mercy	62 44									
22	H	Florida St.	62 87	297	A	Oakland	79 52									
310	A	North Dakota St.	57 55	268	H	Cleveland St.	59 53									
218	A	North Dakota	64 46	106	H	Youngstown St.	71 68									
338	H	Purdue Fort Wayne	70 48	82	A	Wright St.	57 61									
15	H	Marquette	74 83	280	A	Northern Ky.	54 55									

Non-Div I Games:

Milwaukee

Average RPI	Win:	206	WON-LOST	WINNING	LAST 10	STRENGTH OF	OPP. STRENGTH	TEAM	ADJ.	CONF.	ADJ CONF.
Average RPI	Loss:	68	RECORD	PCT. RANK	GAMES	SCHEDULE	OF SCHEDULE	RPI	RPI	RPI	RPI
DIV. I ONLY		13- 5	56	5-5	210	78	116	116	4	4	
DIV. I NON-CONF.		11- 0	1	0- 0	318	151	64	64	5	5	
-----											
TOTALS	RPI 1-25		RPI 26-50		W-L RECORDS		RPI 51-100		RPI 101-150		RPI 150+
13- 5	1- 1		0- 1		OVERALL		1- 2		0- 0		11- 1
10- 2	1- 1		0- 0		HOME		0- 0		0- 0		9- 1
3- 3	0- 0		0- 1		AWAY		1- 2		0- 0		2- 0
0- 0	0- 0		0- 0		NEUTRAL		0- 0		0- 0		0- 0
11- 0	1- 0		0- 0		NON-CONFERENCE		1- 0		0- 0		9- 0
9- 0	1- 0		0- 0		HOME		0- 0		0- 0		8- 0
2- 0	0- 0		0- 0		AWAY		1- 0		0- 0		1- 0
0- 0	0- 0		0- 0		NEUTRAL		0- 0		0- 0		0- 0
2- 5	0- 1		0- 1		CONFERENCE		0- 2		0- 0		2- 1
1- 2	0- 1		0- 0		HOME		0- 0		0- 0		1- 1
1- 3	0- 0		0- 1		AWAY		0- 2		0- 0		1- 0
0- 0	0- 0		0- 0		NEUTRAL		0- 0		0- 0		0- 0

RPI 1-25				RPI 26-50				RPI 51-100				RPI 101+				Team's RPI: 116
RPI	S	Opponent	Score	RPI	S	Opponent	Score	RPI	S	Opponent	Score	RPI	S	Opponent	Score	
6	H	Syracuse	72 68	28	A	Michigan St.	68 86	65	A	Michigan	60 76	161	A	Wisconsin	78 50	
12	H	Iowa	63 81					71	A	Nebraska	57 63	161	H	Wisconsin	74 56	
								77	A	Boston College	77 69	164	H	Illinois	62 66	
												173	H	Rhode Island	91 71	
												175	A	Xavier	78 53	
												201	H	Cornell	65 45	
												216	H	Air Force	67 50	
												240	H	San Diego	53 48	
												301	H	Coppin St.	84 52	
												309	H	New Hampshire	70 47	
												315	H	Incarnate Word	75 39	
												349	H	Ark.-Pine Bluff	84 42	
LAST 12 Division I GAMES:																
161	H	Wisconsin	74 56	71	A	Nebraska	57 63									
173	H	Rhode Island	91 71	161	A	Wisconsin	78 50									
301	H	Coppin St.	84 52	12	H	Iowa	63 81									
77	A	Boston College	77 69	28	A	Michigan St.	68 86									
315	H	Incarnate Word	75 39	164	H	Illinois	62 66									
216	H	Air Force	67 50	65	A	Michigan	60 76									

Non-Div I Games:

Minnesota

Average RPI	Win:	132	WON-LOST	WINNING	LAST 10	STRENGTH OF	OPP. STRENGTH	TEAM	ADJ.	CONF.	ADJ CONF.
Average RPI	Loss:	3	RECORD	PCT. RANK	GAMES	SCHEDULE	OF SCHEDULE	RPI	RPI	RPI	RPI
DIV. I ONLY		17- 1		3	9-1	33	41	9	9	6	6
DIV. I NON-CONF.		12- 1		10	0- 0	117	35	14	14	6	6
-----											
TOTALS	RPI 1-25		RPI 26-50		W-L RECORDS	RPI 51-100		RPI 101-150		RPI 150+	
17- 1	3- 1		2- 0		OVERALL	4- 0		2- 0		6- 0	
10- 0	2- 0		1- 0		HOME	1- 0		1- 0		5- 0	
7- 1	1- 1		1- 0		AWAY	3- 0		1- 0		1- 0	
0- 0	0- 0		0- 0		NEUTRAL	0- 0		0- 0		0- 0	
12- 1	2- 1		0- 0		NON-CONFERENCE	3- 0		1- 0		6- 0	
7- 0	1- 0		0- 0		HOME	1- 0		0- 0		5- 0	
5- 1	1- 1		0- 0		AWAY	2- 0		1- 0		1- 0	
0- 0	0- 0		0- 0		NEUTRAL	0- 0		0- 0		0- 0	
5- 0	1- 0		2- 0		CONFERENCE	1- 0		1- 0		0- 0	
3- 0	1- 0		1- 0		HOME	0- 0		1- 0		0- 0	
2- 0	0- 0		1- 0		AWAY	1- 0		0- 0		0- 0	
0- 0	0- 0		0- 0		NEUTRAL	0- 0		0- 0		0- 0	

RPI	S	Opponent	Score	RPI	S	Opponent	Score	RPI	S	Opponent	Score	RPI	S	Opponent	Score
3	A	Oregon	74 82	26	H	Kentucky	86 71	59	H	Lamar University	104 53	111	A	Washington	103 56
15	H	Marquette	87 82	47	A	Auburn	85 59	63	A	Arkansas	93 69	118	H	Georgia	80 71
21	H	South Carolina	89 74					98	A	Virginia	72 44	210	A	Southern Miss.	86 42
23	A	Texas	67 49					100	A	Little Rock	98 63	218	H	Southeast Mo. St.	88 53
												245	H	Furman	106 41
												259	H	Louisiana	104 36
												301	H	Coppin St.	110 38
												332	H	Jackson St.	105 38
-----															
LAST 12 Division I GAMES:															
111	A	Washington	103 56	21	H	South Carolina	89 74								
3	A	Oregon	74 82	47	A	Auburn	85 59								
210	A	Southern Miss.	86 42	118	H	Georgia	80 71								
15	H	Marquette	87 82	26	H	Kentucky	86 71								
23	A	Texas	67 49	63	A	Arkansas	93 69								
100	A	Little Rock	98 63	259	H	Louisiana	104 36								

Non-Div I Games:

Mississippi St.

Average RPI Win:	297	WON-LOST	WINNING	LAST 10	STRENGTH OF	OPP. STRENGTH	TEAM	ADJ.	CONF.	ADJ CONF.
Average RPI Loss:	190	RECORD	PCT. RANK	GAMES	SCHEDULE	OF SCHEDULE	RPI	RPI	RPI	RPI
DIV. I ONLY	3- 12	308	2-8	244	339	299	299	30	30	
DIV. I NON-CONF.	1- 10	330	0- 0	97	331	270	270	26	26	
-----										
TOTALS	RPI 1-25	RPI 26-50	W-L RECORDS	RPI 51-100	RPI 101-150	RPI 150+				
3- 12	0- 0	0- 0	OVERALL	0- 3	0- 1	3- 8				
1- 2	0- 0	0- 0	HOME	0- 0	0- 0	1- 2				
2- 9	0- 0	0- 0	AWAY	0- 2	0- 1	2- 6				
0- 1	0- 0	0- 0	NEUTRAL	0- 1	0- 0	0- 0				
1- 10	0- 0	0- 0	NON-CONFERENCE	0- 3	0- 1	1- 6				
0- 1	0- 0	0- 0	HOME	0- 0	0- 0	0- 1				
1- 8	0- 0	0- 0	AWAY	0- 2	0- 1	1- 5				
0- 1	0- 0	0- 0	NEUTRAL	0- 1	0- 0	0- 0				
2- 2	0- 0	0- 0	CONFERENCE	0- 0	0- 0	2- 2				
1- 1	0- 0	0- 0	HOME	0- 0	0- 0	1- 1				
1- 1	0- 0	0- 0	AWAY	0- 0	0- 0	1- 1				
0- 0	0- 0	0- 0	NEUTRAL	0- 0	0- 0	0- 0				

RPI 1-25				RPI 26-50				RPI 51-100				RPI 101+ Team's RPI: 299					
RPI	S	Opponent	Score	RPI	S	Opponent	Score	RPI	S	Opponent	Score	RPI	S	Opponent	Score		
								61	A	TCU	47	96	140	A	UT Martin	51	110
								69	A	Middle Tenn.	51	101	157	H	North Ala.	72	86
								85	N	Troy	54	75	162	A	Arkansas St.	57	60
													210	A	Southern Miss.	60	67
													212	A	Nicholls St.	47	72
													222	A	SMU	47	62
													229	H	Alabama St.	64	62
													287	H	Alabama A&M	60	80
													312	A	Austin Peay	95	89
													321	A	La.-Monroe	65	72
													349	A	Ark.-Pine Bluff	62	56
													350	A	Alcorn	63	73
LAST 12 Division I GAMES:																	
162	A	Arkansas St.	57	60	350	A	Alcorn	63	73	229	H	Alabama St.	64	62			
321	A	La.-Monroe	65	72	287	H	Alabama A&M	60	80	349	A	Ark.-Pine Bluff	62	56			
212	A	Nicholls St.	47	72	140	A	UT Martin	51	110	157	H	North Ala.	72	86			
85	N	Troy	54	75													
210	A	Southern Miss.	60	67													
69	A	Middle Tenn.	51	101													

Non-Div I Games:

Mississippi Val.

Average RPI Win:	135	WON-LOST	WINNING	LAST 10	STRENGTH OF	OPP. STRENGTH	TEAM	ADJ.	CONF.	ADJ CONF.
Average RPI Loss:	88	RECORD	PCT. RANK	GAMES	SCHEDULE	OF SCHEDULE	RPI	RPI	RPI	RPI
DIV. I ONLY	15- 4	35	8-2	67	59	32	32	6	6	
DIV. I NON-CONF.	11- 3	56	1- 0	80	62	39	39	6	6	
-----										
TOTALS	RPI 1-25	RPI 26-50	W-L RECORDS	RPI 51-100	RPI 101-150	RPI 150+				
15- 4	0- 1	1- 1	OVERALL	4- 1	3- 0	7- 1				
8- 2	0- 1	0- 1	HOME	2- 0	2- 0	4- 0				
5- 1	0- 0	1- 0	AWAY	0- 0	1- 0	3- 1				
2- 1	0- 0	0- 0	NEUTRAL	2- 1	0- 0	0- 0				
11- 3	0- 1	0- 1	NON-CONFERENCE	3- 1	2- 0	6- 0				
5- 2	0- 1	0- 1	HOME	1- 0	1- 0	3- 0				
4- 0	0- 0	0- 0	AWAY	0- 0	1- 0	3- 0				
2- 1	0- 0	0- 0	NEUTRAL	2- 1	0- 0	0- 0				
4- 1	0- 0	1- 0	CONFERENCE	1- 0	1- 0	1- 1				
3- 0	0- 0	0- 0	HOME	1- 0	1- 0	1- 0				
1- 1	0- 0	1- 0	AWAY	0- 0	0- 0	0- 1				
0- 0	0- 0	0- 0	NEUTRAL	0- 0	0- 0	0- 0				

RPI 1-25				RPI 26-50				Team's RPI: 32				RPI 51-100				RPI 101+			
RPI	S	Opponent	Score	RPI	S	Opponent	Score	RPI	S	Opponent	Score	RPI	S	Opponent	Score	RPI	S	Opponent	Score
24	H	South Dakota	61 74	39	A	Tennessee	66 64	51	N	Duke	62 54	102	A	West Virginia	68 51				
				50	H	Green Bay	49 56	63	H	Arkansas	71 53	118	H	Georgia	61 35				
								65	N	Michigan	54 70	134	H	Texas St.	69 50				
								68	N	Quinnipiac	65 51	162	H	Arkansas St.	70 50				
								92	H	Missouri St.	65 61	164	A	Illinois	67 45				
												193	H	UMKC	66 59				
												195	H	Ole Miss	78 55				
												199	H	SIUE	59 36				
												206	A	Saint Louis	74 62				
												213	A	Florida	56 58				
												235	A	Western Ill.	89 64				
LAST 12 Division I GAMES:																			
195	H	Ole Miss	78 55	51	N	Duke	62 54	118	H	Georgia	61 35								
162	H	Arkansas St.	70 50	68	N	Quinnipiac	65 51	213	A	Florida	56 58								
164	A	Illinois	67 45					63	H	Arkansas	71 53								
134	H	Texas St.	69 50					39	A	Tennessee	66 64								
24	H	South Dakota	61 74																
206	A	Saint Louis	74 62																

Non-Div I Games:

Missouri

Average RPI Win:	183	WON-LOST	WINNING	LAST 10	STRENGTH OF	OPP. STRENGTH	TEAM	ADJ.	CONF.	ADJ CONF.
Average RPI Loss:	105	RECORD	PCT. RANK	GAMES	SCHEDULE	OF SCHEDULE	RPI	RPI	RPI	RPI
DIV. I ONLY	9- 7	135	8-2	64	148	92	92	12	12	
DIV. I NON-CONF.	4- 7	228	0- 0	48	59	152	152	14	14	
-----										
TOTALS	RPI 1-25	RPI 26-50	W-L RECORDS	RPI 51-100	RPI 101-150	RPI 150+				
9- 7	0- 2	0- 2	OVERALL	1- 0	1- 0	7- 3				
5- 2	0- 2	0- 0	HOME	1- 0	0- 0	4- 0				
2- 5	0- 0	0- 2	AWAY	0- 0	0- 0	2- 3				
2- 0	0- 0	0- 0	NEUTRAL	0- 0	1- 0	1- 0				
4- 7	0- 2	0- 2	NON-CONFERENCE	1- 0	1- 0	2- 3				
2- 2	0- 2	0- 0	HOME	1- 0	0- 0	1- 0				
0- 5	0- 0	0- 2	AWAY	0- 0	0- 0	0- 3				
2- 0	0- 0	0- 0	NEUTRAL	0- 0	1- 0	1- 0				
5- 0	0- 0	0- 0	CONFERENCE	0- 0	0- 0	5- 0				
3- 0	0- 0	0- 0	HOME	0- 0	0- 0	3- 0				
2- 0	0- 0	0- 0	AWAY	0- 0	0- 0	2- 0				
0- 0	0- 0	0- 0	NEUTRAL	0- 0	0- 0	0- 0				

RPI 1-25				RPI 26-50				RPI 51-100 Team's RPI: 92				RPI 101+			
RPI	S	Opponent	Score	RPI	S	Opponent	Score	RPI	S	Opponent	Score	RPI	S	Opponent	Score
10	H	Gonzaga	67 70	29	A	Indiana	74 98	100	H	Little Rock	48 44	136	N	Louisiana Tech	82 70
24	H	South Dakota	74 85	32	A	Missouri	61 65					158	H	Indiana St.	71 58
												166	H	Southern Ill.	66 51
												171	A	Bradley	68 56
												174	A	Santa Clara	73 77
												182	A	Illinois St.	59 47
												188	H	Ball St.	74 54
												189	A	North Texas	76 83
												199	N	SIUE	68 65
												274	A	Wichita St.	60 63
												343	H	Evansville	88 66
LAST 12 Division I GAMES:															
199	N	SIUE	68 65	182	A	Illinois St.	59 47								
136	N	Louisiana Tech	82 70	171	A	Bradley	68 56								
10	H	Gonzaga	67 70	166	H	Southern Ill.	66 51								
29	A	Indiana	74 98	343	H	Evansville	88 66								
24	H	South Dakota	74 85	158	H	Indiana St.	71 58								
189	A	North Texas	76 83	100	H	Little Rock	48 44								

Non-Div I Games:

Missouri St.

Average RPI Win:	244	WON-LOST	WINNING	LAST 10	STRENGTH OF	OPP. STRENGTH	TEAM	ADJ.	CONF.	ADJ CONF.
Average RPI Loss:	171	RECORD	PCT. RANK	GAMES	SCHEDULE	OF SCHEDULE	RPI	RPI	RPI	RPI
DIV. I ONLY	5- 11	260	3-7	202	257	248	248	27	27	
DIV. I NON-CONF.	4- 7	228	0- 0	203	256	238	238	28	28	
-----										
TOTALS	RPI 1-25	RPI 26-50	W-L RECORDS	RPI 51-100	RPI 101-150	RPI 150+				
5- 11	0- 0	0- 0	OVERALL	0- 4	0- 2	5- 5				
2- 5	0- 0	0- 0	HOME	0- 2	0- 0	2- 3				
3- 6	0- 0	0- 0	AWAY	0- 2	0- 2	3- 2				
0- 0	0- 0	0- 0	NEUTRAL	0- 0	0- 0	0- 0				
4- 7	0- 0	0- 0	NON-CONFERENCE	0- 3	0- 1	4- 3				
2- 3	0- 0	0- 0	HOME	0- 2	0- 0	2- 1				
2- 4	0- 0	0- 0	AWAY	0- 1	0- 1	2- 2				
0- 0	0- 0	0- 0	NEUTRAL	0- 0	0- 0	0- 0				
1- 4	0- 0	0- 0	CONFERENCE	0- 1	0- 1	1- 2				
0- 2	0- 0	0- 0	HOME	0- 0	0- 0	0- 2				
1- 2	0- 0	0- 0	AWAY	0- 1	0- 1	1- 0				
0- 0	0- 0	0- 0	NEUTRAL	0- 0	0- 0	0- 0				

RPI	S	Opponent	Score	RPI	S	Opponent	Score	RPI	S	Opponent	Score	RPI	S	Opponent	Score
RPI 1-25				RPI 26-50				RPI 51-100				RPI 101+ Team's RPI: 248			
52	H	Bucknell	32 70	68	A	Quinnipiac	38 67	72	A	Virginia Tech	49 82	126	A	Marist	45 69
91	H	Princeton	47 79					91	H	Princeton	47 79	142	A	Lehigh	48 63
												197	A	George Washington	55 51
												198	H	Navy	68 67
												204	H	Rider	43 55
												211	A	Sacred Heart	55 50
												221	A	East Carolina	67 73
												262	H	Siena	68 77
												282	H	Albany (NY)	64 56
												308	H	Loyola Maryland	67 75
												331	A	Iona	55 38
												333	A	Lafayette	69 73
LAST 12 Division I GAMES:															
198	H	Navy	68 67	262	H	Siena	68 77								
91	H	Princeton	47 79	126	A	Marist	45 69								
333	A	Lafayette	69 73	68	A	Quinnipiac	38 67								
197	A	George Washington	55 51	204	H	Rider	43 55								
211	A	Sacred Heart	55 50	331	A	Iona	55 38								
282	H	Albany (NY)	64 56	308	H	Loyola Maryland	67 75								

Non-Div I Games:

Monmouth

[illegible]

Page 176



Average RPI	Win: 212	WON-LOST	WINNING	LAST 10	STRENGTH OF	OPP. STRENGTH	TEAM	ADJ.	CONF.	ADJ CONF.
Average RPI	Loss: 90	RECORD	PCT. RANK	GAMES	SCHEDULE	OF SCHEDULE	RPI	RPI	RPI	RPI
DIV. I ONLY	8- 8	163	5-5	147	92	153	153	15	15	
DIV. I NON-CONF.	4- 5	190	1- 0	94	43	111	111	12	12	
-----										
TOTALS	RPI 1-25	RPI 26-50	W-L RECORDS	RPI 51-100	RPI 101-150	RPI 150+				
8- 8	0- 2	0- 0	OVERALL	0- 3	2- 2	6- 1				
4- 3	0- 1	0- 0	HOME	0- 0	0- 1	4- 1				
3- 5	0- 1	0- 0	AWAY	0- 3	2- 1	1- 0				
1- 0	0- 0	0- 0	NEUTRAL	0- 0	0- 0	1- 0				
4- 5	0- 2	0- 0	NON-CONFERENCE	0- 3	1- 0	3- 0				
2- 1	0- 1	0- 0	HOME	0- 0	0- 0	2- 0				
1- 4	0- 1	0- 0	AWAY	0- 3	1- 0	0- 0				
1- 0	0- 0	0- 0	NEUTRAL	0- 0	0- 0	1- 0				
4- 3	0- 0	0- 0	CONFERENCE	0- 0	1- 2	3- 1				
2- 2	0- 0	0- 0	HOME	0- 0	0- 1	2- 1				
2- 1	0- 0	0- 0	AWAY	0- 0	1- 1	1- 0				
0- 0	0- 0	0- 0	NEUTRAL	0- 0	0- 0	0- 0				

RPI 1-25				RPI 26-50				RPI 51-100				RPI 101+ Team's RPI: 153			
RPI	S	Opponent	Score	RPI	S	Opponent	Score	RPI	S	Opponent	Score	RPI	S	Opponent	Score
15	A	Marquette	52 100					61	A	TCU	49 71	107	A	Northern Colo.	79 66
25	H	South Dakota St.	67 88					78	A	Wyoming	58 66	131	H	Idaho	66 82
								90	A	SFA	53 60	134	A	Texas St.	67 59
												141	A	Portland St.	53 55
												177	H	Eastern Wash.	87 89
												192	N	Delaware	69 60
												209	H	Southern Utah	69 64
												239	A	Sacramento St.	69 53
												255	H	Northern Ariz.	80 70
												258	H	Long Beach St.	85 62
												302	H	Omaha	59 56
-----															
LAST 12 Division I GAMES:															
255	H	Northern Ariz.	80 70	134	A	Texas St.	67 59								
209	H	Southern Utah	69 64	177	H	Eastern Wash.	87 89								
25	H	South Dakota St.	67 88	107	A	Northern Colo.	79 66								
302	H	Omaha	59 56	131	H	Idaho	66 82								
61	A	TCU	49 71	239	A	Sacramento St.	69 53								
90	A	SFA	53 60	141	A	Portland St.	53 55								

Non-Div I Games: Carroll (MT) 64 48

Montana St.

Average RPI Win: 264 WON-LOST RECORD WINNING PCT. RANK LAST 10 GAMES STRENGTH OF SCHEDULE OPP. STRENGTH OF SCHEDULE TEAM RPI ADJ. RPI CONF. RPI ADJ CONF. RPI

DIV. I ONLY	11- 6	90	6-4	282	286	165	165	22	22
DIV. I NON-CONF.	7- 4	109	0- 0	286	293	180	180	20	20
TOTALS	RPI 1-25	RPI 26-50	W-L RECORDS	RPI 51-100	RPI 101-150	RPI 150+			
11- 6	0- 1	0- 1	OVERALL	0- 1	2- 0	9- 3			
6- 1	0- 0	0- 0	HOME	0- 0	1- 0	5- 1			
5- 5	0- 1	0- 1	AWAY	0- 1	1- 0	4- 2			
0- 0	0- 0	0- 0	NEUTRAL	0- 0	0- 0	0- 0			
7- 4	0- 1	0- 1	NON-CONFERENCE	0- 0	1- 0	6- 2			
4- 1	0- 0	0- 0	HOME	0- 0	0- 0	4- 1			
3- 3	0- 1	0- 1	AWAY	0- 0	1- 0	2- 1			
0- 0	0- 0	0- 0	NEUTRAL	0- 0	0- 0	0- 0			
4- 2	0- 0	0- 0	CONFERENCE	0- 1	1- 0	3- 1			
2- 0	0- 0	0- 0	HOME	0- 0	1- 0	1- 0			
2- 2	0- 0	0- 0	AWAY	0- 1	0- 0	2- 1			
0- 0	0- 0	0- 0	NEUTRAL	0- 0	0- 0	0- 0			

RPI 1-25				RPI 26-50				RPI 51-100				RPI 101+ Team's RPI: 165			
RPI	S	Opponent	Score	RPI	S	Opponent	Score	RPI	S	Opponent	Score	RPI	S	Opponent	Score
2	A	Bayl or	58 96	26	A	Kentucky	57 87	73	A	Bel mont	50 77	138	A	Radford	79 72
												140	H	UT Martin	85 75
												218	H	Southeast Mo. St.	82 54
												233	A	Saint Francis (PA)	83 89
												234	A	Gardner-Webb	84 69
												267	A	N. C. A&T	72 67
												278	H	St. Francis Brooklyn	94 101
												281	A	Murray St.	83 61
												305	A	Tennessee St.	85 62
												307	H	Valparai so	68 62
												312	A	Austin Peay	80 81
												330	H	Lipscomb	79 44
												341	H	Chi cago St.	104 68
												343	H	Evansvill e	85 63
LAST 12 Division I GAMES:															
330	H	Lipscomb	79 44	140	H	UT Martin	85 75								
233	A	Saint Francis (PA)	83 89	218	H	Southeast Mo. St.	82 54								
138	A	Radford	79 72	305	A	Tennessee St.	85 62								
2	A	Bayl or	58 96	73	A	Belmont	50 77								
343	H	Evansvill e	85 63	312	A	Austin Peay	80 81								
26	A	Kentucky	57 87	281	A	Murray St.	83 61								

Non-Div I Games: Alice Lloyd 121 56 Ky. Christian 119 28

Morehead St.

Average RPI Win: 311

Average RPI Loss: 179

WON-LOST  
RECORDWINNING  
PCT. RANKLAST 10  
GAMESSTRENGTH OF  
SCHEDULEOPP. STRENGTH  
OF SCHEDULETEAM  
RPIADJ.  
RPICONF.  
RPIADJ CONF.  
RPIDIV. I ONLY  
DIV. I NON-CONF.3- 14  
1- 11316  
3353-7  
0- 1240  
177318  
224329  
329329  
32932  
3232  
32

## TOTALS

RPI 1-25

RPI 26-50

W-L RECORDS

RPI 51-100

RPI 101-150

RPI 150+

3- 14

0- 0

0- 1

OVERALL

0- 3

0- 3

3- 7

3- 3

0- 0

0- 0

HOME

0- 0

0- 0

3- 3

0- 8

0- 0

0- 0

AWAY

0- 3

0- 2

0- 3

0- 3

0- 0

0- 1

NEUTRAL

0- 0

0- 1

0- 1

1- 11

0- 0

0- 1

NON-CONFERENCE

0- 3

0- 3

1- 4

1- 2

0- 0

0- 0

HOME

0- 0

0- 0

1- 2

0- 6

0- 0

0- 0

AWAY

0- 3

0- 2

0- 1

0- 3

0- 0

0- 1

NEUTRAL

0- 0

0- 1

0- 1

2- 3

0- 0

0- 0

CONFERENCE

0- 0

0- 0

2- 3

2- 1

0- 0

0- 0

HOME

0- 0

0- 0

2- 1

0- 2

0- 0

0- 0

AWAY

0- 0

0- 0

0- 2

0- 0

0- 0

0- 0

NEUTRAL

0- 0

0- 0

0- 0

RPI 1-25

RPI 26-50

RPI 51-100

RPI 101+

Team's RPI: 329

RPI S Opponent Score

RPI S Opponent Score

RPI S Opponent Score

RPI S Opponent Score

27 N Maryland 44 68

65 A Michigan 47 70

102 A West Virginia 37 72

90 A SFA 42 69

110 A Western Ky. 43 90

96 A Hartford 59 80

118 N Georgia 33 60

223 A Howard 56 79

242 N Niagara 57 67

246 H UMES 68 73

267 A N. C. A&amp;T 29 62

289 H Central Conn. St. 36 60

292 H UMass Lowell 61 49

300 H South Carolina St. 62 51

311 A FIU 50 59

317 H UMBC 68 73

342 H Savannah St. 63 47

## LAST 12 Division I GAMES:

292 H UMass Lowell 61 49

242 N Niagara 57 67

317 H UMBC 68 73

267 A N. C. A&amp;T 29 62

102 A West Virginia 37 72

223 A Howard 56 79

65 A Michigan 47 70

300 H South Carolina St. 62 51

311 A FIU 50 59

342 H Savannah St. 63 47

110 A Western Ky. 43 90

246 H UMES 68 73

Non-Div I Games:

Washington Adventist 60 43

Lincoln (PA)

46 51

Morgan St.

Loss, Non-Conf, S Site, H Home A Away N Neutral



Average RPI Win:	304	WON-LOST	WINNING	LAST 10	STRENGTH OF	OPP. STRENGTH	TEAM	ADJ.	CONF.	ADJ CONF.
Average RPI Loss:	147	RECORD	PCT. RANK	GAMES	SCHEDULE	OF SCHEDULE	RPI	RPI	RPI	RPI
DIV. I ONLY	4- 11	284	3-7	230	229	281	281	22	22	
DIV. I NON-CONF.	2- 7	288	0- 0	164	180	288	288	20	20	
<hr/>										
TOTALS	RPI 1-25	RPI 26-50	W-L RECORDS	RPI 51-100	RPI 101-150	RPI 150+				
4- 11	0- 1	0- 2	OVERALL	0- 0	0- 1	4- 7				
3- 3	0- 0	0- 0	HOME	0- 0	0- 0	3- 3				
1- 8	0- 1	0- 2	AWAY	0- 0	0- 1	1- 4				
0- 0	0- 0	0- 0	NEUTRAL	0- 0	0- 0	0- 0				
2- 7	0- 1	0- 2	NON-CONFERENCE	0- 0	0- 0	2- 4				
2- 2	0- 0	0- 0	HOME	0- 0	0- 0	2- 2				
0- 5	0- 1	0- 2	AWAY	0- 0	0- 0	0- 2				
0- 0	0- 0	0- 0	NEUTRAL	0- 0	0- 0	0- 0				
2- 4	0- 0	0- 0	CONFERENCE	0- 0	0- 1	2- 3				
1- 1	0- 0	0- 0	HOME	0- 0	0- 0	1- 1				
1- 3	0- 0	0- 0	AWAY	0- 0	0- 1	1- 2				
0- 0	0- 0	0- 0	NEUTRAL	0- 0	0- 0	0- 0				

RPI 1-25				RPI 26-50				RPI 51-100				RPI 101+				Team's RPI: 281
RPI	S	Opponent	Score	RPI	S	Opponent	Score	RPI	S	Opponent	Score	RPI	S	Opponent	Score	
20	A	Butler	65 86	26	A	Kentucky	49 88					140	A	UT Martin	67 75	
				39	A	Tennessee	77 98					162	A	Arkansas St.	63 74	
												164	A	Illinois	52 84	
												165	H	Morehead St.	61 83	
												166	H	Southern Ill.	59 65	
												199	A	SIUE	54 71	
												218	A	Southeast Mo. St.	64 59	
												249	A	Eastern Ill.	67 75	
												287	H	Alabama A&M	53 59	
												324	H	Eastern Ky.	81 63	
												330	H	Lipscomb	97 61	
												343	H	Evansville	81 53	
<hr/>																
LAST 12 Division I GAMES:																
				39	A	Tennessee	77 98	199	A	SIUE	54 71					
				26	A	Kentucky	49 88	249	A	Eastern Ill.	67 75					
				166	H	Southern Ill.	59 65	218	A	Southeast Mo. St.	64 59					
				164	A	Illinois	52 84	140	A	UT Martin	67 75					
				287	H	Alabama A&M	53 59	324	H	Eastern Ky.	81 63					
				162	A	Arkansas St.	63 74	165	H	Morehead St.	61 83					

Non-Div I Games: Oakland City 113 55 Bethel (TN) 86 50

Murray St.

Loss, Non-Conf, S Site, H Home A Away N Neutral

Average RPI Win:	306	WON-LOST	WINNING	LAST 10	STRENGTH OF	OPP. STRENGTH	TEAM	ADJ.	CONF.	ADJ CONF.
Average RPI Loss:	153	RECORD	PCT. RANK	GAMES	SCHEDULE	OF SCHEDULE	RPI	RPI	RPI	RPI

DIV. I ONLY	6- 9	225	5-5	320	236	267	267	32	32
DIV. I NON-CONF.	2- 9	297	0- 1	274	163	304	304	32	32
TOTALS	RPI 1-25	RPI 26-50	W-L RECORDS	RPI 51-100	RPI 101-150	RPI 150+			
6- 9	0- 0	0- 0	OVERALL	0- 2	0- 2	6- 5			
1- 3	0- 0	0- 0	HOME	0- 0	0- 1	1- 2			
5- 4	0- 0	0- 0	AWAY	0- 1	0- 0	5- 3			
0- 2	0- 0	0- 0	NEUTRAL	0- 1	0- 1	0- 0			
2- 9	0- 0	0- 0	NON-CONFERENCE	0- 2	0- 2	2- 5			
0- 3	0- 0	0- 0	HOME	0- 0	0- 1	0- 2			
2- 4	0- 0	0- 0	AWAY	0- 1	0- 0	2- 3			
0- 2	0- 0	0- 0	NEUTRAL	0- 1	0- 1	0- 0			
4- 0	0- 0	0- 0	CONFERENCE	0- 0	0- 0	4- 0			
1- 0	0- 0	0- 0	HOME	0- 0	0- 0	1- 0			
3- 0	0- 0	0- 0	AWAY	0- 0	0- 0	3- 0			
0- 0	0- 0	0- 0	NEUTRAL	0- 0	0- 0	0- 0			

RPI 1-25	RPI 26-50	RPI 51-100	RPI 101+	Team's RPI: 267
RPI S Opponent Score	RPI S Opponent Score	RPI S Opponent Score	RPI S Opponent Score	Score
		70 N Maine 52 58	112 N Yale 49 59	
		98 A Virginia 57 67	127 H VCU 48 54	
			165 H Morehead St. 67 72	
			180 H Akron 36 49	
			190 A Elon 64 73	
			198 A Navy 49 72	
			236 A ETSU 56 61	
			246 A UMES 51 49	
			290 A Fla. Atlantic 67 65	
			300 A South Carolina St. 58 44	
			325 A Western Caro. 69 51	
			329 H Morgan St. 62 29	
			347 A Delaware St. 67 47	
LAST 12 Division I GAMES:				
127 H VCU 48 54	112 N Yale 49 59			
190 A Elon 64 73	329 H Morgan St. 62 29			
236 A ETSU 56 61	246 A UMES 51 49			
325 A Western Caro. 69 51	347 A Delaware St. 67 47			
198 A Navy 49 72	300 A South Carolina St. 58 44			
70 N Maine 52 58	290 A Fla. Atlantic 67 65			

Non-Div I Games: Winston-Salem 60 56 Johnson C. Smith 50 53

Average RPI Win:	298	WON-LOST	WINNING	LAST 10	STRENGTH OF	OPP. STRENGTH	TEAM	ADJ.	CONF.	ADJ CONF.
Average RPI Loss:	219	RECORD	PCT. RANK	GAMES	SCHEDULE	OF SCHEDULE	RPI	RPI	RPI	RPI
DIV. I ONLY	3- 13	311	4-6	338	311	348	348	32	32	
DIV. I NON-CONF.	2- 10	311	0- 0	296	292	344	344	32	32	
-----										
TOTALS	RPI 1-25	RPI 26-50	W-L RECORDS	RPI 51-100	RPI 101-150	RPI 150+				
3- 13	0- 1	0- 0	OVERALL	0- 0	0- 1	3- 11				
3- 5	0- 0	0- 0	HOME	0- 0	0- 1	3- 4				
0- 7	0- 1	0- 0	AWAY	0- 0	0- 0	0- 6				
0- 1	0- 0	0- 0	NEUTRAL	0- 0	0- 0	0- 1				
2- 10	0- 1	0- 0	NON-CONFERENCE	0- 0	0- 1	2- 8				
2- 4	0- 0	0- 0	HOME	0- 0	0- 1	2- 3				
0- 5	0- 1	0- 0	AWAY	0- 0	0- 0	0- 4				
0- 1	0- 0	0- 0	NEUTRAL	0- 0	0- 0	0- 1				
1- 3	0- 0	0- 0	CONFERENCE	0- 0	0- 0	1- 3				
1- 1	0- 0	0- 0	HOME	0- 0	0- 0	1- 1				
0- 2	0- 0	0- 0	AWAY	0- 0	0- 0	0- 2				
0- 0	0- 0	0- 0	NEUTRAL	0- 0	0- 0	0- 0				

RPI 1-25				RPI 26-50				RPI 51-100				RPI 101+ Team's RPI: 348			
RPI	S	Opponent	Score	RPI	S	Opponent	Score	RPI	S	Opponent	Score	RPI	S	Opponent	Score
12	A	Iowa	39 106									115	H	UNCW	82 89
												156	A	High Point	69 80
												176	A	Georgia St.	54 65
												190	H	Elon	54 83
												202	H	Coastal Caro.	66 89
												246	A	UMES	49 59
												252	H	Bethune-Cookman	50 67
												254	A	Memphis	56 77
												266	A	Winthrop	41 66
												272	H	Wofford	66 59
												296	N	Kennesaw St.	54 78
												301	H	Coppin St.	62 57
												320	H	UNC Greensboro	66 57
												339	H	USC Upstate	63 82
												347	A	Delaware St.	61 71
-----															
LAST 12 Division I GAMES:															
176	A	Georgia St.	54 65	301	H	Coppin St.	62 57								
272	H	Wofford	66 59	347	A	Delaware St.	61 71								
320	H	UNC Greensboro	66 57	246	A	UMES	49 59								
202	H	Coastal Caro.	66 89	252	H	Bethune-Cookman	50 67								
339	H	USC Upstate	63 82	254	A	Memphis	56 77								
115	H	UNCW	82 89	296	N	Kennesaw St.	54 78								

Non-Div I Games: Wilberforce 55 49

N. C. Central

N  
C  
S  
t  
a  
t  
e

NC State					Through Games Of Jan. 20, 2019						
Average RPI	Win:	102	WON-LOST	WINNING	LAST 10	STRENGTH OF	OPP. STRENGTH	TEAM	ADJ.	CONF.	ADJ CONF.
Average RPI	Loss:	0	RECORD	PCT. RANK	GAMES	SCHEDULE	OF SCHEDULE	RPI	RPI	RPI	RPI
DIV. I ONLY		18- 0	1	10-0	49	10	8	8	1	1	
DIV. I NON-CONF.		13- 0	1	0- 0	55	23	9	9	1	1	
-----											
TOTALS	RPI 1-25		RPI 26-50		W-L RECORDS	RPI 51-100		RPI 101-150		RPI 150+	
18- 0	0- 0		1- 0		OVERALL	11- 0		3- 0		3- 0	
12- 0	0- 0		0- 0		HOME	8- 0		2- 0		2- 0	
4- 0	0- 0		0- 0		AWAY	3- 0		1- 0		0- 0	
2- 0	0- 0		1- 0		NEUTRAL	0- 0		0- 0		1- 0	
13- 0	0- 0		1- 0		NON-CONFERENCE	6- 0		3- 0		3- 0	
9- 0	0- 0		0- 0		HOME	5- 0		2- 0		2- 0	
2- 0	0- 0		0- 0		AWAY	1- 0		1- 0		0- 0	
2- 0	0- 0		1- 0		NEUTRAL	0- 0		0- 0		1- 0	
5- 0	0- 0		0- 0		CONFERENCE	5- 0		0- 0		0- 0	
3- 0	0- 0		0- 0		HOME	3- 0		0- 0		0- 0	
2- 0	0- 0		0- 0		AWAY	2- 0		0- 0		0- 0	
0- 0	0- 0		0- 0		NEUTRAL	0- 0		0- 0		0- 0	
-----											
RPI 1-25			Team's RPI: 8			RPI 26-50			RPI 51-100		
RPI	S	Opponent	Score	RPI	S	Opponent	Score	RPI	S	Opponent	Score
28	N	Michigan St.	78 74	51	H	Duke	63 51	130	A	Chattanooga	78 58
				55	H	Old Domini on	85 56	138	H	Radford	75 58
				65	H	Mi chi gan	66 55	148	H	Davi dson	75 45
				70	H	Maine	84 46	172	H	Vanderbi l t	74 54
				72	H	Vi rgi ni a Tech	70 61	197	N	George Washi ngton	69 61
				73	H	Bel mont	77 62	208	H	Hampton	83 51
				76	H	Kent St.	78 61				
				77	A	Boston Colle ge	85 69				
				84	A	Georgetown	76 65				
				88	H	Pi ttsburgh	63 34				
				98	A	Vi rgi ni a	66 38				
-----											
LAST 12 Di vi si on I GAMES:											
130	A	Chattanooga	78 58	72	H	Vi rgi ni a Tech	70 61				
70	H	Maine	84 46	98	A	Vi rgi ni a	66 38				
84	A	Georgetown	76 65	88	H	Pi ttsburgh	63 34				
208	H	Hampton	83 51	77	A	Boston Colle ge	85 69				
55	H	Ol d Domi ni on	85 56	51	H	Duke	63 51				
65	H	Mi chi gan	66 55	148	H	Davi dson	75 45				

N  
C  
S  
t  
a  
t  
e

Non-Div I Games:

NC State



Average RPI Win:	306	WON-LOST	WINNING	LAST 10	STRENGTH OF	OPP. STRENGTH	TEAM	ADJ.	CONF.	ADJ CONF.
Average RPI Loss:	191	RECORD	PCT. RANK	GAMES	SCHEDULE	OF SCHEDULE	RPI	RPI	RPI	RPI
DIV. I ONLY	5- 12	272	4-6	292	335	314	314	25	25	
DIV. I NON-CONF.	3- 10	278	0- 0	292	332	318	318	27	27	
-----										
TOTALS	RPI 1-25	RPI 26-50	W-L RECORDS	RPI 51-100	RPI 101-150	RPI 150+				
5- 12	0- 0	0- 0	OVERALL	0- 3	0- 1	5- 8				
3- 5	0- 0	0- 0	HOME	0- 2	0- 0	3- 3				
2- 7	0- 0	0- 0	AWAY	0- 1	0- 1	2- 5				
0- 0	0- 0	0- 0	NEUTRAL	0- 0	0- 0	0- 0				
3- 10	0- 0	0- 0	NON-CONFERENCE	0- 3	0- 1	3- 6				
1- 4	0- 0	0- 0	HOME	0- 2	0- 0	1- 2				
2- 6	0- 0	0- 0	AWAY	0- 1	0- 1	2- 4				
0- 0	0- 0	0- 0	NEUTRAL	0- 0	0- 0	0- 0				
2- 2	0- 0	0- 0	CONFERENCE	0- 0	0- 0	2- 2				
2- 1	0- 0	0- 0	HOME	0- 0	0- 0	2- 1				
0- 1	0- 0	0- 0	AWAY	0- 0	0- 0	0- 1				
0- 0	0- 0	0- 0	NEUTRAL	0- 0	0- 0	0- 0				

RPI 1-25				RPI 26-50				RPI 51-100				RPI 101+ Team's RPI: 314					
RPI	S	Opponent	Score	RPI	S	Opponent	Score	RPI	S	Opponent	Score	RPI	S	Opponent	Score		
								76	H	Kent St.	40	57	102	A	West Virginia	50	95
								83	A	Penn	42	85	157	A	North Ala.	60	72
								96	H	Hartford	53	84	203	H	Jacksonville	56	61
													204	A	Rider	46	67
													218	H	Southeast Mo. St.	58	68
													223	A	Howard	57	77
													230	A	Colgate	71	53
													275	H	Vermont	63	71
													296	H	Kennesaw St.	66	60
													304	A	Saint Peter's	57	70
													325	H	Western Caro.	79	71
													330	H	Lipscomb	80	67
													345	A	Fairleigh Dickinson	43	64
													351	A	LIU Brooklyn	72	51
LAST 12 Division I GAMES:																	
230	A	Colgate	71	53	203	H	Jacksonville	56	61								
351	A	LIU Brooklyn	72	51	330	H	Lipscomb	80	67								
275	H	Vermont	63	71	157	A	North Ala.	60	72								
204	A	Rider	46	67	296	H	Kennesaw St.	66	60								
218	H	Southeast Mo. St.	58	68	96	H	Hartford	53	84								
325	H	Western Caro.	79	71	76	H	Kent St.	40	57								

Non-Div I Games:

NJIT

Average RPI Win: 247  
Average RPI Loss: 176

DIV. I ONLY	7- 8	193	5-5	204	310	198	198	19	19
DIV. I NON-CONF.	4- 5	190	0- 0	170	324	203	203	24	24
TOTALS	RPI 1-25	RPI 26-50	W-L RECORDS	RPI 51-100	RPI 101-150	RPI 150+			
7- 8	0- 0	0- 0	OVERALL	0- 1	0- 4	7- 3			
3- 4	0- 0	0- 0	HOME	0- 1	0- 3	3- 0			
4- 4	0- 0	0- 0	AWAY	0- 0	0- 1	4- 3			
0- 0	0- 0	0- 0	NEUTRAL	0- 0	0- 0	0- 0			
4- 5	0- 0	0- 0	NON-CONFERENCE	0- 1	0- 2	4- 2			
2- 2	0- 0	0- 0	HOME	0- 1	0- 1	2- 0			
2- 3	0- 0	0- 0	AWAY	0- 0	0- 1	2- 2			
0- 0	0- 0	0- 0	NEUTRAL	0- 0	0- 0	0- 0			
3- 3	0- 0	0- 0	CONFERENCE	0- 0	0- 2	3- 1			
1- 2	0- 0	0- 0	HOME	0- 0	0- 2	1- 0			
2- 1	0- 0	0- 0	AWAY	0- 0	0- 0	2- 1			
0- 0	0- 0	0- 0	NEUTRAL	0- 0	0- 0	0- 0			

RPI 1-25				RPI 26-50				RPI 51-100				RPI 101+ Team' s RPI: 198					
RPI	S	Opponent	Score	RPI	S	Opponent	Score	RPI	S	Opponent	Score	RPI	S	Opponent	Score		
								83	H	Penn	61	65	125	A	Col orado	43	59
												126	H	Mari st	48	72	
												129	H	Ameri can	45	58	
												142	H	Lehi gh	38	56	
												204	A	Ri der	66	60	
												216	A	Ai r Force	54	47	
												227	H	Hol y Cross	54	47	
												230	A	Col gate	62	49	
												248	A	Monmouth	67	68	
												267	H	N. C. A&T	72	49	
												273	A	Norfol k St.	58	65	
												277	H	Saint Joseph' s	49	48	
												285	A	Army West Poi nt	52	55	
												308	A	Loyol a Maryl and	58	46	
LAST 12 Division I GAMES:																	
				277	H	Saint Joseph' s	49	48	285	A	Army West Poi nt	52	55				
				248	A	Monmouth	67	68	227	H	Hol y Cross	54	47				
				125	A	Col orado	43	59	230	A	Col gate	62	49				
				216	A	Ai r Force	54	47	129	H	Ameri can	45	58				
				204	A	Ri der	66	60	142	H	Lehi gh	38	56				
				267	H	N. C. A&T	72	49	308	A	Loyol a Maryl and	58	46				

Navy

Average RPI	Win:	163	WON-LOST	WINNING	LAST 10	STRENGTH OF	OPP. STRENGTH	TEAM	ADJ.	CONF.	ADJ CONF.
Average RPI	Loss:	37	RECORD	PCT. RANK	GAMES	SCHEDULE	OF SCHEDULE	RPI	RPI	RPI	RPI
DIV. I ONLY		9- 9	163	6-4	25	29	71	71	4	4	
DIV. I NON-CONF.		5- 6	177	0- 0	69	39	114	114	5	5	
-----											
TOTALS	RPI 1-25		RPI 26-50		W-L RECORDS		RPI 51-100		RPI 101-150		RPI 150+
9- 9	0- 4		0- 2		OVERALL		3- 3		3- 0		3- 0
6- 3	0- 2		0- 1		HOME		2- 0		2- 0		2- 0
2- 6	0- 2		0- 1		AWAY		1- 3		0- 0		1- 0
1- 0	0- 0		0- 0		NEUTRAL		0- 0		1- 0		0- 0
5- 6	0- 2		0- 1		NON-CONFERENCE		1- 3		2- 0		2- 0
4- 1	0- 1		0- 0		HOME		1- 0		1- 0		2- 0
0- 5	0- 1		0- 1		AWAY		0- 3		0- 0		0- 0
1- 0	0- 0		0- 0		NEUTRAL		0- 0		1- 0		0- 0
4- 3	0- 2		0- 1		CONFERENCE		2- 0		1- 0		1- 0
2- 2	0- 1		0- 1		HOME		1- 0		1- 0		0- 0
2- 1	0- 1		0- 0		AWAY		1- 0		0- 0		1- 0
0- 0	0- 0		0- 0		NEUTRAL		0- 0		0- 0		0- 0

RPI	S	Opponent	Score	RPI	S	Opponent	Score	RPI	S	Opponent	Score	RPI	S	Opponent	Score
5	A	Louisville	68 85	27	H	Maryland	63 81	63	A	Arkansas	80 84	116	H	Minnesota	63 57
11	H	Drake	77 83	36	A	Miami (FL)	68 82	65	H	Michigan	70 56	138	N	Radford	77 39
12	A	Iowa	71 77					67	A	Creighton	65 74	149	H	Denver	96 71
16	H	Rutgers	56 62					75	H	Kansas	58 52	164	A	Illinois	77 67
								93	A	Washington St.	84 87	318	H	San Jose St.	96 63
								99	A	Ohio St.	78 69	339	H	USC Upstate	87 64
-----															
Team's RPI: 71															
LAST 12 Division I GAMES:															
65	H	Michigan	70 56	116	H	Minnesota	63 57	164	A	Illinois	77 67	16	H	Rutgers	56 62
63	A	Arkansas	80 84	27	H	Maryland	63 81	12	A	Iowa	71 77	27	H	Maryland	63 81
149	H	Denver	96 71	318	H	San Jose St.	96 63	99	A	Ohio St.	78 69	12	A	Iowa	71 77
75	H	Kansas	58 52	67	A	Creighton	65 74								

Non-Div I Games:

Nebraska

Average RPI Win:	296	WON-LOST	WINNING	LAST 10	STRENGTH OF	OPP. STRENGTH	TEAM	ADJ.	CONF.	ADJ CONF.
Average RPI Loss:	112	RECORD	PCT. RANK	GAMES	SCHEDULE	OF SCHEDULE	RPI	RPI	RPI	RPI
DIV. I ONLY	4- 12	291	4-6	148	161	260	260	13	13	
DIV. I NON-CONF.	3- 7	256	0- 1	167	134	264	264	11	11	
-----										
TOTALS	RPI 1-25	RPI 26-50	W-L RECORDS	RPI 51-100	RPI 101-150	RPI 150+				
4- 12	0- 0	0- 3	OVERALL	0- 2	0- 4	4- 3				
2- 7	0- 0	0- 3	HOME	0- 1	0- 2	2- 1				
2- 3	0- 0	0- 0	AWAY	0- 0	0- 1	2- 2				
0- 2	0- 0	0- 0	NEUTRAL	0- 1	0- 1	0- 0				
3- 7	0- 0	0- 2	NON-CONFERENCE	0- 1	0- 2	3- 2				
2- 4	0- 0	0- 2	HOME	0- 0	0- 1	2- 1				
1- 1	0- 0	0- 0	AWAY	0- 0	0- 0	1- 1				
0- 2	0- 0	0- 0	NEUTRAL	0- 1	0- 1	0- 0				
1- 5	0- 0	0- 1	CONFERENCE	0- 1	0- 2	1- 1				
0- 3	0- 0	0- 1	HOME	0- 1	0- 1	0- 0				
1- 2	0- 0	0- 0	AWAY	0- 0	0- 1	1- 1				
0- 0	0- 0	0- 0	NEUTRAL	0- 0	0- 0	0- 0				

RPI 1-25				RPI 26-50				RPI 51-100				RPI 101+				Team's RPI: 260
RPI	S	Opponent	Score	RPI	S	Opponent	Score	RPI	S	Opponent	Score	RPI	S	Opponent	Score	
				40	H	Utah	52 74	60	H	Boise St.	74 75	103	N	UC Davis	68 84	
				41	H	New Mexico	64 66	94	N	Northern Ill.	69 98	125	H	Colorado	52 65	
				48	H	Southern California	51 72					132	H	Fresno St.	63 79	
												150	A	Utah St.	76 79	
												159	H	Texas Tech	67 86	
												174	A	Santa Clara	48 56	
												216	A	Air Force	74 79	
												258	A	Long Beach St.	76 67	
												270	H	Hawaii	79 78	
												318	A	San Jose St.	52 49	
												336	H	Seattle U	67 54	
-----																
LAST 12 Division I GAMES:																
				150	A	Utah St.	76 79	94	N	Northern Ill.	69 98					
				270	H	Hawaii	79 78	216	A	Air Force	74 79					
				336	H	Seattle U	67 54	60	H	Boise St.	74 75					
				159	H	Texas Tech	67 86	132	H	Fresno St.	63 79					
				103	N	UC Davis	68 84	318	A	San Jose St.	52 49					
				48	H	Southern California	51 72	41	H	New Mexico	64 66					

Non-Div I Games: Stanislaus St. 75 52

Nevada

Average RPI Win:	269	WON-LOST	WINNING	LAST 10	STRENGTH OF	OPP. STRENGTH	TEAM	ADJ.	CONF.	ADJ CONF.
Average RPI Loss:	181	RECORD	PCT. RANK	GAMES	SCHEDULE	OF SCHEDULE	RPI	RPI	RPI	RPI
DIV. I ONLY	3- 14	316	3-7	217	278	309	309	23	23	
DIV. I NON-CONF.	2- 10	311	0- 0	204	302	324	324	23	23	
-----										
TOTALS	RPI 1-25	RPI 26-50	W-L RECORDS	RPI 51-100	RPI 101-150	RPI 150+				
3- 14	0- 0	0- 0	OVERALL	0- 3	0- 3	3- 8				
2- 5	0- 0	0- 0	HOME	0- 1	0- 1	2- 3				
1- 9	0- 0	0- 0	AWAY	0- 2	0- 2	1- 5				
0- 0	0- 0	0- 0	NEUTRAL	0- 0	0- 0	0- 0				
2- 10	0- 0	0- 0	NON-CONFERENCE	0- 2	0- 2	2- 6				
2- 3	0- 0	0- 0	HOME	0- 1	0- 0	2- 2				
0- 7	0- 0	0- 0	AWAY	0- 1	0- 2	0- 4				
0- 0	0- 0	0- 0	NEUTRAL	0- 0	0- 0	0- 0				
1- 4	0- 0	0- 0	CONFERENCE	0- 1	0- 1	1- 2				
0- 2	0- 0	0- 0	HOME	0- 0	0- 1	0- 1				
1- 2	0- 0	0- 0	AWAY	0- 1	0- 0	1- 1				
0- 0	0- 0	0- 0	NEUTRAL	0- 0	0- 0	0- 0				

RPI 1-25				RPI 26-50				RPI 51-100				RPI 101+				Team's RPI: 309
RPI	S	Opponent	Score	RPI	S	Opponent	Score	RPI	S	Opponent	Score	RPI	S	Opponent	Score	
								53	A	Northeastern	54 69	116	A	Minnesota	47 70	
								70	A	Maine	46 67	122	A	South Fla.	36 79	
								91	H	Princeton	42 90	145	H	Stony Brook	63 82	
												163	A	Boston U.	39 60	
												207	A	Brown	70 76	
												211	H	Sacred Heart	60 71	
												224	H	Dartmouth	42 62	
												227	H	Holy Cross	74 62	
												256	H	Binghamton	62 71	
												275	A	Vermont	60 69	
												288	H	Bryant	79 74	
												289	A	Central Conn. St.	47 56	
												292	A	UMass Lowell	56 53	
												310	A	North Dakota St.	51 56	
LAST 12 Division I GAMES:																
224	H	Dartmouth	42 62	275	A	Vermont	60 69	145	H	Stony Brook	63 82	292	A	UMass Lowell	56 53	
289	A	Central Conn. St.	47 56	256	H	Binghamton	62 71	70	A	Maine	46 67	91	H	Princeton	42 90	
227	H	Holy Cross	74 62	70	A	Maine	46 67									
122	A	South Fla.	36 79													
163	A	Boston U.	39 60													
288	H	Bryant	79 74													

Non-Div I Games: U New England 68 44

New Hampshire

Average RPI Win:	176	WON-LOST	WINNING	LAST 10	STRENGTH OF	OPP. STRENGTH	TEAM	ADJ.	CONF.	ADJ CONF.
Average RPI Loss:	137	RECORD	PCT. RANK	GAMES	SCHEDULE	OF SCHEDULE	RPI	RPI	RPI	RPI
DIV. I ONLY	15- 2	17	9-1	175	94	41	41	13	13	
DIV. I NON-CONF.	10- 1	19	1- 0	92	138	25	25	11	11	
-----										
TOTALS	RPI 1-25	RPI 26-50	W-L RECORDS	RPI 51-100	RPI 101-150	RPI 150+				
15- 2	0- 0	0- 1	OVERALL	3- 0	3- 0	9- 1				
10- 1	0- 0	0- 1	HOME	2- 0	2- 0	6- 0				
5- 1	0- 0	0- 0	AWAY	1- 0	1- 0	3- 1				
0- 0	0- 0	0- 0	NEUTRAL	0- 0	0- 0	0- 0				
10- 1	0- 0	0- 1	NON-CONFERENCE	2- 0	3- 0	5- 0				
7- 1	0- 0	0- 1	HOME	2- 0	2- 0	3- 0				
3- 0	0- 0	0- 0	AWAY	0- 0	1- 0	2- 0				
0- 0	0- 0	0- 0	NEUTRAL	0- 0	0- 0	0- 0				
5- 1	0- 0	0- 0	CONFERENCE	1- 0	0- 0	4- 1				
3- 0	0- 0	0- 0	HOME	0- 0	0- 0	3- 0				
2- 1	0- 0	0- 0	AWAY	1- 0	0- 0	1- 1				
0- 0	0- 0	0- 0	NEUTRAL	0- 0	0- 0	0- 0				

RPI 1-25				RPI 26-50				Team's RPI: 41				RPI 51-100				RPI 101+			
RPI	S	Opponent	Score	RPI	S	Opponent	Score	RPI	S	Opponent	Score	RPI	S	Opponent	Score	RPI	S	Opponent	Score
				47	H	Auburn	76 79					78	A	Wyomi ng	78 75	117	A	Houston	89 84
												90	H	SFA	74 33	134	H	Texas St.	82 51
												96	H	Hartford	72 65	137	H	Oklahoma	84 80
																178	A	New Mexico St.	75 50
																178	H	New Mexico St.	83 58
																187	H	Colorado St.	70 58
																205	H	San Diego St.	70 62
																216	H	Air Force	78 57
																226	A	UNLV	57 66
																239	H	Sacramento St.	85 53
																255	A	Northern Ariz.	84 55
																260	A	Nevada	66 64
																265	H	UTEP	69 51
LAST 12 Division I GAMES:																			
				226	A	UNLV	57 66					90	H	SFA	74 33				
				260	A	Nevada	66 64					96	H	Hartford	72 65				
				216	H	Air Force	78 57					47	H	Auburn	76 79				
				239	H	Sacramento St.	85 53					78	A	Wyomi ng	78 75				
				178	A	New Mexico St.	75 50					205	H	San Diego St.	70 62				
				255	A	Northern Ariz.	84 55					187	H	Col orado St.	70 58				

Non-Div I Games:

New Mexico

Average RPI Win:	273	WON-LOST	WINNING	LAST 10	STRENGTH OF	OPP. STRENGTH	TEAM	ADJ.	CONF.	ADJ CONF.
Average RPI Loss:	153	RECORD	PCT. RANK	GAMES	SCHEDULE	OF SCHEDULE	RPI	RPI	RPI	RPI
DIV. I ONLY	10- 6	104	7-3	256	341	178	178	29	29	
DIV. I NON-CONF.	6- 5	143	1- 0	133	339	147	147	30	30	
-----										
TOTALS	RPI 1-25	RPI 26-50	W-L RECORDS	RPI 51-100	RPI 101-150	RPI 150+				
10- 6	0- 0	0- 2	OVERALL	0- 0	1- 1	9- 3				
4- 2	0- 0	0- 1	HOME	0- 0	1- 0	3- 1				
5- 3	0- 0	0- 1	AWAY	0- 0	0- 0	5- 2				
1- 1	0- 0	0- 0	NEUTRAL	0- 0	0- 1	1- 0				
6- 5	0- 0	0- 2	NON-CONFERENCE	0- 0	1- 1	5- 2				
1- 2	0- 0	0- 1	HOME	0- 0	1- 0	0- 1				
4- 2	0- 0	0- 1	AWAY	0- 0	0- 0	4- 1				
1- 1	0- 0	0- 0	NEUTRAL	0- 0	0- 1	1- 0				
4- 1	0- 0	0- 0	CONFERENCE	0- 0	0- 0	4- 1				
3- 0	0- 0	0- 0	HOME	0- 0	0- 0	3- 0				
1- 1	0- 0	0- 0	AWAY	0- 0	0- 0	1- 1				
0- 0	0- 0	0- 0	NEUTRAL	0- 0	0- 0	0- 0				

RPI 1-25				RPI 26-50				RPI 51-100				RPI 101+ Team's RPI: 178			
RPI	S	Opponent	Score	RPI	S	Opponent	Score	RPI	S	Opponent	Score	RPI	S	Opponent	Score
				41	A	New Mexico	58 83					143	N	South Alabama	67 68
				41	H	New Mexico	50 75					149	H	Denver	66 64
												170	H	Abilene Christian	46 58
												185	A	UC Riverside	64 65
												217	H	Utah Valley	58 52
												265	A	UTEP	69 65
												269	A	A&M-Corpus Christi	67 65
												271	A	CSU Bakersfield	61 59
												284	H	California Baptist	76 69
												293	A	Western Mich.	66 54
												298	A	UC Santa Barbara	81 73
												336	H	Seattle U	75 55
												337	A	Grand Canyon	51 54
												350	N	Alcorn	82 64
-----															
LAST 12 Division I GAMES:															
				298	A	UC Santa Barbara	81 73					350	N	Alcorn	82 64
				185	A	UC Riverside	64 65					217	H	Utah Valley	58 52
				143	N	South Alabama	67 68					336	H	Seattle U	75 55
				269	A	A&M-Corpus Christi	67 65					271	A	CSU Bakersfield	61 59
				41	H	New Mexico	50 75					337	A	Grand Canyon	51 54
				149	H	Denver	66 64					284	H	California Baptist	76 69

Non-Div I Games: Tex. Permian Basin 70 38 Northern N.M. 101 51

New Mexico St.

■ Loss, 
 ■ Non-Conf, 
 ■ S Site, 
 ■ Home 
 ■ Away 
 N Neutral

Average RPI Win:	287	WON-LOST	WINNING	LAST 10	STRENGTH OF	OPP. STRENGTH	TEAM	ADJ.	CONF.	ADJ CONF.
Average RPI Loss:	163	RECORD	PCT. RANK	GAMES	SCHEDULE	OF SCHEDULE	RPI	RPI	RPI	RPI
DIV. I ONLY	2- 10	319	3-7	166	288	286	286	26	26	
DIV. I NON-CONF.	1- 5	311	0- 0	95	262	223	223	22	22	
<hr/>										
TOTALS	RPI 1-25	RPI 26-50	W-L RECORDS	RPI 51-100	RPI 101-150	RPI 150+				
2- 10	0- 0	0- 1	OVERALL	0- 3	0- 1	2- 5				
1- 3	0- 0	0- 0	HOME	0- 1	0- 0	1- 2				
1- 7	0- 0	0- 1	AWAY	0- 2	0- 1	1- 3				
0- 0	0- 0	0- 0	NEUTRAL	0- 0	0- 0	0- 0				
1- 5	0- 0	0- 1	NON-CONFERENCE	0- 1	0- 1	1- 2				
0- 1	0- 0	0- 0	HOME	0- 0	0- 0	0- 1				
1- 4	0- 0	0- 1	AWAY	0- 1	0- 1	1- 1				
0- 0	0- 0	0- 0	NEUTRAL	0- 0	0- 0	0- 0				
1- 5	0- 0	0- 0	CONFERENCE	0- 2	0- 0	1- 3				
1- 2	0- 0	0- 0	HOME	0- 1	0- 0	1- 1				
0- 3	0- 0	0- 0	AWAY	0- 1	0- 0	0- 2				
0- 0	0- 0	0- 0	NEUTRAL	0- 0	0- 0	0- 0				

RPI	S	Opponent	Score	RPI	S	Opponent	Score	RPI	S	Opponent	Score	RPI	S	Opponent	Score	Team's RPI: 286
36	A	Miami (FL)	38 78	59	H	Lamar University	57 79	101	A	Rice	56 67	170	H	Abilene Christian	52 59	
				88	A	Pittsburgh	38 90	175	A	Xavier	45 61	254	A	Memphis	66 59	
				90	A	SFA	38 97	269	A	A&M-Corpus Christi	51 57	319	H	McNeese	88 76	
								321	H	La. -Monroe	44 57	323	A	Houston Baptist	74 83	
<hr/>																
LAST 12 Division I GAMES:																
175	A	Xavier	45 61	269	A	A&M-Corpus Christi	51 57									
36	A	Miami (FL)	38 78	90	A	SFA	38 97									
254	A	Memphis	66 59	319	H	McNeese	88 76									
101	A	Rice	56 67	59	H	Lamar University	57 79									
321	H	La. -Monroe	44 57	323	A	Houston Baptist	74 83									
88	A	Pittsburgh	38 90	170	H	Abilene Christian	52 59									

Non-Div I Games: Dillard 68 59 Centenary (LA) 104 42 Trinity Baptist 93 38

New Orleans



Average RPI Win:	301	WON-LOST	WINNING	LAST 10	STRENGTH OF	OPP. STRENGTH	TEAM	ADJ.	CONF.	ADJ CONF.
Average RPI Loss:	120	RECORD	PCT. RANK	GAMES	SCHEDULE	OF SCHEDULE	RPI	RPI	RPI	RPI
DIV. I ONLY	8- 10	201	6-4	271	154	242	242	27	27	
DIV. I NON-CONF.	4- 8	241	1- 0	222	90	262	262	28	28	
-----										
TOTALS	RPI 1-25	RPI 26-50	W-L RECORDS	RPI 51-100	RPI 101-150	RPI 150+				
8- 10	0- 2	0- 1	OVERALL	0- 1	0- 3	8- 3				
5- 4	0- 0	0- 0	HOME	0- 1	0- 1	5- 2				
2- 5	0- 2	0- 1	AWAY	0- 0	0- 1	2- 1				
1- 1	0- 0	0- 0	NEUTRAL	0- 0	0- 1	1- 0				
4- 8	0- 2	0- 1	NON-CONFERENCE	0- 0	0- 2	4- 3				
3- 2	0- 0	0- 0	HOME	0- 0	0- 0	3- 2				
0- 5	0- 2	0- 1	AWAY	0- 0	0- 1	0- 1				
1- 1	0- 0	0- 0	NEUTRAL	0- 0	0- 1	1- 0				
4- 2	0- 0	0- 0	CONFERENCE	0- 1	0- 1	4- 0				
2- 2	0- 0	0- 0	HOME	0- 1	0- 1	2- 0				
2- 0	0- 0	0- 0	AWAY	0- 0	0- 0	2- 0				
0- 0	0- 0	0- 0	NEUTRAL	0- 0	0- 0	0- 0				

RPI 1-25				RPI 26-50				RPI 51-100				RPI 101+ Team's RPI: 242			
RPI	S	Opponent	Score	RPI	S	Opponent	Score	RPI	S	Opponent	Score	RPI	S	Opponent	Score
6	A	Syracuse	45 94	35	A	Buffalo	61 88	68	H	Quinnipiac	55 96	102	A	West Virginia	32 84
13	A	Iowa St.	35 95									112	N	Yale	64 67
												126	H	Marist	58 87
												223	H	Howard	61 68
												230	H	Colgate	74 69
												238	H	St. Bonaventure	48 76
												256	H	Binghamton	79 72
												277	A	Saint Joseph's	54 68
												301	H	Coppin St.	71 69
												304	A	Saint Peter's	75 66
												313	H	Fairfield	71 68
												329	N	Morgan St.	67 57
												331	A	Iona	58 46
												340	H	Manhattan	61 51
-----															
LAST 12 Division I GAMES:															
340	H	Manhattan	61 51	329	N	Morgan St.	67 57								
126	H	Marist	58 87	112	N	Yale	64 67								
230	H	Colgate	74 69	313	H	Fairfield	71 68								
102	A	West Virginia	32 84	68	H	Quinnipiac	55 96								
6	A	Syracuse	45 94	331	A	Iona	58 46								
301	H	Coppin St.	71 69	304	A	Saint Peter's	75 66								

Non-Div I Games:

Niagara

Average RPI Win:	302	WON-LOST	WINNING	LAST 10	STRENGTH OF	OPP. STRENGTH	TEAM	ADJ.	CONF.	ADJ CONF.
Average RPI Loss:	115	RECORD	PCT. RANK	GAMES	SCHEDULE	OF SCHEDULE	RPI	RPI	RPI	RPI
DIV. I ONLY	8- 8	163	6-4	315	177	212	212	26	26	
DIV. I NON-CONF.	4- 6	212	0- 1	183	94	167	167	22	22	
-----										
TOTALS	RPI 1-25	RPI 26-50	W-L RECORDS	RPI 51-100	RPI 101-150	RPI 150+				
8- 8	0- 1	0- 2	OVERALL	0- 2	0- 1	8- 2				
4- 1	0- 0	0- 0	HOME	0- 0	0- 0	4- 1				
3- 6	0- 1	0- 2	AWAY	0- 2	0- 1	3- 0				
1- 1	0- 0	0- 0	NEUTRAL	0- 0	0- 0	1- 1				
4- 6	0- 1	0- 2	NON-CONFERENCE	0- 1	0- 1	4- 1				
1- 0	0- 0	0- 0	HOME	0- 0	0- 0	1- 0				
2- 5	0- 1	0- 2	AWAY	0- 1	0- 1	2- 0				
1- 1	0- 0	0- 0	NEUTRAL	0- 0	0- 0	1- 1				
4- 2	0- 0	0- 0	CONFERENCE	0- 1	0- 0	4- 1				
3- 1	0- 0	0- 0	HOME	0- 0	0- 0	3- 1				
1- 1	0- 0	0- 0	AWAY	0- 1	0- 0	1- 0				
0- 0	0- 0	0- 0	NEUTRAL	0- 0	0- 0	0- 0				

RPI 1-25				RPI 26-50				RPI 51-100				RPI 101+ Team's RPI: 212			
RPI	S	Opponent	Score	RPI	S	Opponent	Score	RPI	S	Opponent	Score	RPI	S	Opponent	Score
2	A	Baylor	39 100	47	A	Auburn	59 80	87	A	Tulane	46 71	134	A	Texas St.	67 72
				49	A	LSU	44 76	90	A	SFA	62 70	192	N	Delaware	56 71
												241	N	Texas Southern	58 57
												265	A	UTEP	58 56
												299	H	Mississippi Val.	72 47
												315	H	Incarnate Word	86 62
												319	H	McNeese	68 69
												321	A	La.-Monroe	55 54
												322	H	Northwestern St.	97 86
												323	H	Houston Baptist	77 54
												326	A	Central Ark.	64 60
LAST 12 Division I GAMES:															
315	H	Incarnate Word	86 62	192	N	Delaware	56 71								
322	H	Northwestern St.	97 86	134	A	Texas St.	67 72								
49	A	LSU	44 76	326	A	Central Ark.	64 60								
321	A	La.-Monroe	55 54	319	H	McNeese	68 69								
87	A	Tulane	46 71	323	H	Houston Baptist	77 54								
299	H	Mississippi Val.	72 47	90	A	SFA	62 70								

Non-Div I Games: Southern-N.O. 86 49 William Carey 86 45

Nicholls St.

Average RPI Win:	299	WON-LOST	WINNING	LAST 10	STRENGTH OF	OPP. STRENGTH	TEAM	ADJ.	CONF.	ADJ CONF.
Average RPI Loss:	168	RECORD	PCT. RANK	GAMES	SCHEDULE	OF SCHEDULE	RPI	RPI	RPI	RPI
DIV. I ONLY	8- 8	163	7-3	339	274	273	273	32	32	
DIV. I NON-CONF.	3- 8	267	1- 0	266	195	299	299	32	32	
-----										
TOTALS	RPI 1-25	RPI 26-50	W-L RECORDS	RPI 51-100	RPI 101-150	RPI 150+				
8- 8	0- 0	0- 0	OVERALL	0- 1	0- 2	8- 5				
5- 2	0- 0	0- 0	HOME	0- 0	0- 0	5- 2				
2- 6	0- 0	0- 0	AWAY	0- 1	0- 2	2- 3				
1- 0	0- 0	0- 0	NEUTRAL	0- 0	0- 0	1- 0				
3- 8	0- 0	0- 0	NON-CONFERENCE	0- 1	0- 2	3- 5				
2- 2	0- 0	0- 0	HOME	0- 0	0- 0	2- 2				
0- 6	0- 0	0- 0	AWAY	0- 1	0- 2	0- 3				
1- 0	0- 0	0- 0	NEUTRAL	0- 0	0- 0	1- 0				
5- 0	0- 0	0- 0	CONFERENCE	0- 0	0- 0	5- 0				
3- 0	0- 0	0- 0	HOME	0- 0	0- 0	3- 0				
2- 0	0- 0	0- 0	AWAY	0- 0	0- 0	2- 0				
0- 0	0- 0	0- 0	NEUTRAL	0- 0	0- 0	0- 0				

RPI 1-25				RPI 26-50				RPI 51-100				RPI 101+				Team's RPI: 273
RPI	S	Opponent	Score	RPI	S	Opponent	Score	RPI	S	Opponent	Score	RPI	S	Opponent	Score	
								55	A	Old Domini on	53 69	119	A	Wake Forest	61 63	
												142	A	Lehi gh	41 62	
												155	H	William & Mary	44 55	
												156	A	Hi gh Poi nt	51 83	
												195	A	Ole Mi ss	42 60	
												198	H	Navy	65 58	
												243	H	Campbel l	49 57	
												252	H	Bethune-Cookman	57 50	
												264	N	Li berty	66 53	
												276	A	La Salle	52 62	
												301	A	Coppin St.	68 63	
												342	A	Savannah St.	78 42	
												344	H	Longwood	74 42	
												346	H	Fl ori da A&M	60 58	
												347	H	Del aware St.	63 50	
LAST 12 Di vi si on I GAMES:																
119	A	Wake Forest	61 63	264	N	Li berty	66 53									
155	H	William & Mary	44 55	342	A	Savannah St.	78 42									
156	A	Hi gh Poi nt	51 83	252	H	Bethune-Cookman	57 50									
344	H	Longwood	74 42	301	A	Coppin St.	68 63									
276	A	La Salle	52 62	346	H	Fl ori da A&M	60 58									
142	A	Lehi gh	41 62	347	H	Del aware St.	63 50									

Non-Di v I Games:      Cheyney      93   40      Saint Augustine's   71   38

Norfolk St.

Average RPI Win:	255	WON-LOST	WINNING	LAST 10	STRENGTH OF	OPP. STRENGTH	TEAM	ADJ.	CONF.	ADJ CONF.
Average RPI Loss:	128	RECORD	PCT. RANK	GAMES	SCHEDULE	OF SCHEDULE	RPI	RPI	RPI	RPI
DIV. I ONLY	9- 2	30	8-2	337	208	157	157	25	25	
DIV. I NON-CONF.	5- 1	37	0- 0	347	119	170	170	27	27	
-----										
TOTALS	RPI 1-25	RPI 26-50	W-L RECORDS	RPI 51-100	RPI 101-150	RPI 150+				
9- 2	0- 0	0- 0	OVERALL	0- 1	0- 0	9- 1				
3- 1	0- 0	0- 0	HOME	0- 1	0- 0	3- 0				
4- 1	0- 0	0- 0	AWAY	0- 0	0- 0	4- 1				
2- 0	0- 0	0- 0	NEUTRAL	0- 0	0- 0	2- 0				
5- 1	0- 0	0- 0	NON-CONFERENCE	0- 0	0- 0	5- 1				
1- 0	0- 0	0- 0	HOME	0- 0	0- 0	1- 0				
2- 1	0- 0	0- 0	AWAY	0- 0	0- 0	2- 1				
2- 0	0- 0	0- 0	NEUTRAL	0- 0	0- 0	2- 0				
4- 1	0- 0	0- 0	CONFERENCE	0- 1	0- 0	4- 0				
2- 1	0- 0	0- 0	HOME	0- 1	0- 0	2- 0				
2- 0	0- 0	0- 0	AWAY	0- 0	0- 0	2- 0				
0- 0	0- 0	0- 0	NEUTRAL	0- 0	0- 0	0- 0				

RPI 1-25				RPI 26-50				RPI 51-100				RPI 101+ Team's RPI: 157			
RPI	S	Opponent	Score	RPI	S	Opponent	Score	RPI	S	Opponent	Score	RPI	S	Opponent	Score
								81	H	FGCU	52 68	172	A	Vanderbil t	74 71
												175	A	Xavi er	81 94
												203	A	Jacksonville	62 59
												218	N	Southeast Mo. St.	80 67
												229	H	Al abama St.	68 42
												244	H	Stetson	71 55
												291	A	North Florida	70 64
												299	A	Mi ssi ssi ppi Val .	86 72
												314	H	NJIT	72 60
												325	N	Western Caro.	89 66
LAST 12 Division I GAMES:															
175	A	Xavier	81 94	244	H	Stetson	71 55								
325	N	Western Caro.	89 66	203	A	Jacksonville	62 59								
218	N	Southeast Mo. St.	80 67	314	H	NJIT	72 60								
229	H	Al abama St.	68 42	81	H	FGCU	52 68								
172	A	Vanderbil t	74 71	291	A	North Florida	70 64								
				299	A	Mi ssi ssi ppi Val .	86 72								

Non-Div I Games: Stillman 99 43 Martin Methodist 79 48 Lane 98 57 Blue Mountain (MS) 70 42 North Ala.

Average RPI Win:	145	WON-LOST	WINNING	LAST 10	STRENGTH OF	OPP. STRENGTH	TEAM	ADJ.	CONF.	ADJ CONF.
Average RPI Loss:	48	RECORD	PCT. RANK	GAMES	SCHEDULE	OF SCHEDULE	RPI	RPI	RPI	RPI
DIV. I ONLY	10- 9	158	5-5	9	68	45	45	1	1	
DIV. I NON-CONF.	9- 5	105	0- 0	29	129	47	47	1	1	
-----										
TOTALS	RPI 1-25	RPI 26-50	W-L RECORDS	RPI 51-100	RPI 101-150	RPI 150+				
10- 9	0- 3	0- 3	OVERALL	2- 2	5- 1	3- 0				
6- 2	0- 1	0- 0	HOME	1- 1	3- 0	2- 0				
1- 5	0- 2	0- 1	AWAY	0- 1	0- 1	1- 0				
3- 2	0- 0	0- 2	NEUTRAL	1- 0	2- 0	0- 0				
9- 5	0- 0	0- 2	NON-CONFERENCE	2- 2	4- 1	3- 0				
5- 1	0- 0	0- 0	HOME	1- 1	2- 0	2- 0				
1- 2	0- 0	0- 0	AWAY	0- 1	0- 1	1- 0				
3- 2	0- 0	0- 2	NEUTRAL	1- 0	2- 0	0- 0				
1- 4	0- 3	0- 1	CONFERENCE	0- 0	1- 0	0- 0				
1- 1	0- 1	0- 0	HOME	0- 0	1- 0	0- 0				
0- 3	0- 2	0- 1	AWAY	0- 0	0- 0	0- 0				
0- 0	0- 0	0- 0	NEUTRAL	0- 0	0- 0	0- 0				

RPI 1-25				RPI 26-50				RPI 51-100				RPI 101+			
RPI	S	Opponent	Score	RPI	S	Opponent	Score	RPI	S	Opponent	Score	RPI	S	Opponent	Score
5	A	Louisville	66 73	26	N	Kentucky	75 85	56	N	UCLA	83 49	101	N	Rice	71 50
6	A	Syracuse	77 90	36	A	Miami (FL)	68 76	70	H	Maine	73 85	115	H	UNCW	82 55
22	H	Florida St.	63 64	47	N	Auburn	81 86	76	H	Kent St.	73 60	119	H	Wake Forest	84 61
								99	A	Ohio St.	69 76	122	N	South Fla.	71 69
												125	A	Colorado	74 86
												127	H	VCU	59 47
												190	A	Elon	100 69
												223	H	Howard	85 63
												320	H	UNC Greensboro	83 62
-----															
LAST 12 Division I GAMES:															
36	A	Miami (FL)	68 76	119	H	Wake Forest	84 61	6	A	Syracuse	77 90	22	H	Florida St.	63 64
101	N	Rice	71 50	70	H	Maine	73 85	5	A	Louisville	66 73	76	H	Kent St.	73 60
320	H	UNC Greensboro	83 62	99	A	Ohio St.	69 76	223	H	Howard	85 63	47	N	Auburn	81 86
115	H	UNCW	82 55												
70	H	Maine	73 85												
22	H	Florida St.	63 64												

Non-Div I Games:

North Carolina

Average RPI Win:	263	WON-LOST	WINNING	LAST 10	STRENGTH OF	OPP. STRENGTH	TEAM	ADJ.	CONF.	ADJ CONF.
Average RPI Loss:	143	RECORD	PCT. RANK	GAMES	SCHEDULE	OF SCHEDULE	RPI	RPI	RPI	RPI
DIV. I ONLY	7- 12	242	5-5	253	138	218	218	18	18	
DIV. I NON-CONF.	4- 8	241	0- 0	182	84	191	191	16	16	
-----										
TOTALS	RPI 1-25	RPI 26-50	W-L RECORDS	RPI 51-100	RPI 101-150	RPI 150+				
7- 12	0- 3	0- 0	OVERALL	0- 1	0- 2	7- 6				
2- 3	0- 1	0- 0	HOME	0- 0	0- 0	2- 2				
3- 9	0- 2	0- 0	AWAY	0- 1	0- 2	3- 4				
2- 0	0- 0	0- 0	NEUTRAL	0- 0	0- 0	2- 0				
4- 8	0- 2	0- 0	NON-CONFERENCE	0- 1	0- 1	4- 4				
0- 1	0- 0	0- 0	HOME	0- 0	0- 0	0- 1				
2- 7	0- 2	0- 0	AWAY	0- 1	0- 1	2- 3				
2- 0	0- 0	0- 0	NEUTRAL	0- 0	0- 0	2- 0				
3- 4	0- 1	0- 0	CONFERENCE	0- 0	0- 1	3- 2				
2- 2	0- 1	0- 0	HOME	0- 0	0- 0	2- 1				
1- 2	0- 0	0- 0	AWAY	0- 0	0- 1	1- 1				
0- 0	0- 0	0- 0	NEUTRAL	0- 0	0- 0	0- 0				

RPI 1-25				RPI 26-50				RPI 51-100				RPI 101+ Team's RPI: 218			
RPI	S	Opponent	Score	RPI	S	Opponent	Score	RPI	S	Opponent	Score	RPI	S	Opponent	Score
6	A	Syracuse	49 85					79	A	UNI	60 64	113	A	Penn St.	68 75
13	A	Iowa St.	35 87									149	A	Denver	66 87
25	H	South Dakota St.	48 66									168	A	Oral Roberts	75 67
												173	A	Rhode Island	63 77
												181	A	Massachusetts	59 52
												182	A	Illinois St.	55 67
												186	H	Milwaukee	46 64
												235	H	Western Ill.	80 92
												244	A	Stetson	63 74
												251	N	San Francisco	100 97
												293	N	Western Mich.	62 50
												302	H	Omaha	68 57
												307	A	Valparaiso	62 56
												310	A	North Dakota St.	57 69
												338	H	Purdue Fort Wayne	79 60
LAST 12 Division I GAMES:															
310	A	North Dakota St.	57 69	25	H	South Dakota St.	48 66	235	H	Western Ill.	80 92				
251	N	San Francisco	100 97	302	H	Omaha	68 57	149	A	Denver	66 87				
293	N	Western Mich.	62 50	168	A	Oral Roberts	75 67	186	H	Purdue Fort Wayne	79 60				
244	A	Stetson	63 74												
13	A	Iowa St.	35 87												
186	H	Milwaukee	46 64												

Non-Div I Games: Mayville St. 84 50

North Dakota

Average RPI Win:	281	WON-LOST	WINNING	LAST 10	STRENGTH OF	OPP. STRENGTH	TEAM	ADJ.	CONF.	ADJ CONF.
Average RPI Loss:	160	RECORD	PCT. RANK	GAMES	SCHEDULE	OF SCHEDULE	RPI	RPI	RPI	RPI
DIV. I ONLY	5- 12	272	4-6	289	212	310	310	18	18	
DIV. I NON-CONF.	2- 9	297	0- 0	287	187	328	328	16	16	
-----										
TOTALS	RPI 1-25	RPI 26-50	W-L RECORDS	RPI 51-100	RPI 101-150	RPI 150+				
5- 12	0- 1	0- 0	OVERALL	0- 3	0- 1	5- 7				
4- 4	0- 1	0- 0	HOME	0- 1	0- 0	4- 2				
1- 6	0- 0	0- 0	AWAY	0- 2	0- 1	1- 3				
0- 2	0- 0	0- 0	NEUTRAL	0- 0	0- 0	0- 2				
2- 9	0- 0	0- 0	NON-CONFERENCE	0- 3	0- 0	2- 6				
1- 3	0- 0	0- 0	HOME	0- 1	0- 0	1- 2				
1- 4	0- 0	0- 0	AWAY	0- 2	0- 0	1- 2				
0- 2	0- 0	0- 0	NEUTRAL	0- 0	0- 0	0- 2				
3- 3	0- 1	0- 0	CONFERENCE	0- 0	0- 1	3- 1				
3- 1	0- 1	0- 0	HOME	0- 0	0- 0	3- 0				
0- 2	0- 0	0- 0	AWAY	0- 0	0- 1	0- 1				
0- 0	0- 0	0- 0	NEUTRAL	0- 0	0- 0	0- 0				

RPI 1-25				RPI 26-50				RPI 51-100				RPI 101+ Team's RPI: 310			
RPI	S	Opponent	Score	RPI	S	Opponent	Score	RPI	S	Opponent	Score	RPI	S	Opponent	Score
24	H	South Dakota	41 67					64	A	Paci fi c	68 75	149	A	Denver	54 81
								67	H	Creighton	51 86	161	A	Wi sconsin	53 64
								94	A	Northern Ill.	63 81	186	H	Milwaukee	55 57
												189	N	North Texas	78 92
												193	H	UMKC	59 69
												218	H	North Dakota	69 57
												235	H	Western Ill.	68 60
												244	A	Stetson	59 60
												251	N	San Francisco	42 75
												302	A	Omaha	61 78
												307	A	Valparaiso	51 48
												309	H	New Hampshire	56 51
												338	H	Purdue Fort Wayne	70 54
-----															
LAST 12 Division I GAMES:															
218	H	North Dakota	69 57	149	A	Denver	54 81	235	H	Western Ill.	68 60	302	A	Omaha	61 78
251	N	San Francisco	42 75	307	A	Valparaiso	51 48	24	H	South Dakota	41 67	338	H	Purdue Fort Wayne	70 54
186	H	Milwaukee	55 57	94	A	Northern Ill.	63 81	244	A	Stetson	59 60				
193	H	UMKC	59 69												

Non-Div I Games: Mayville St. 49 43

North Dakota St.

Average RPI Win: 313  
Average RPI Loss: 164

WON-LOST  
RECORD

WINNING  
PCT. RANK

LAST 10  
GAMES

STRENGTH OF  
SCHEDULE

OPP. STRENGTH  
OF SCHEDULE

TEAM  
RPI

ADJ.  
RPI

CONF.  
RPI

ADJ CONF.  
RPI

DIV. I ONLY	5- 9	243	4-6	287	265	291	291	25	25
DIV. I NON-CONF.	3- 6	241	0- 0	302	258	311	311	27	27
TOTALS	RPI 1-25	RPI 26-50	W-L RECORDS	RPI 51-100	RPI 101-150	RPI 150+			
5- 9	0- 1	0- 1	OVERALL	0- 1	0- 0	5- 6			
4- 3	0- 0	0- 0	HOME	0- 1	0- 0	4- 2			
1- 6	0- 1	0- 1	AWAY	0- 0	0- 0	1- 4			
0- 0	0- 0	0- 0	NEUTRAL	0- 0	0- 0	0- 0			
3- 6	0- 1	0- 1	NON-CONFERENCE	0- 0	0- 0	3- 4			
3- 1	0- 0	0- 0	HOME	0- 0	0- 0	3- 1			
0- 5	0- 1	0- 1	AWAY	0- 0	0- 0	0- 3			
0- 0	0- 0	0- 0	NEUTRAL	0- 0	0- 0	0- 0			
2- 3	0- 0	0- 0	CONFERENCE	0- 1	0- 0	2- 2			
1- 2	0- 0	0- 0	HOME	0- 1	0- 0	1- 1			
1- 1	0- 0	0- 0	AWAY	0- 0	0- 0	1- 1			
0- 0	0- 0	0- 0	NEUTRAL	0- 0	0- 0	0- 0			

RPI	S	Opponent	Score
22	A	Florida St.	53 74

RPI	S	Opponent	Score
29	A	Indiana	52 75

RPI	S	Opponent	Score
81	H	FGCU	66 105

RPI	S	Opponent	Score	Team's RPI: 291
157	H	North Ala.	64 70	
187	A	Colorado St.	59 61	
195	A	Ole Miss	69 82	
244	H	Stetson	71 57	
252	A	Bethune-Cookman	60 76	
264	A	Liberty	53 69	
287	H	Alabama A&M	62 63	
311	H	FIU	62 53	
330	A	Lipscomb	68 53	
334	H	Charleston So.	82 76	
346	H	Florida A&M	64 53	

## LAST 12 Division I GAMES:

264	A	Liberty	53 69	244	H	Stetson	71 57
252	A	Bethune-Cookman	60 76	81	H	FGCU	66 105
311	H	FIU	62 53	330	A	Lipscomb	68 53
187	A	Colorado St.	59 61	157	H	North Ala.	64 70
334	H	Charleston So.	82 76	195	A	Ole Miss	69 82
29	A	Indiana	52 75	287	H	Alabama A&M	62 63

Non-Div I Games: Trinity Baptist 99 40 Warner 67 36

North Florida

Loss, Non-Conf, S Site, H Home A Away N Neutral



Average RPI	Win:	230	WON-LOST	WINNING	LAST 10	STRENGTH OF	OPP. STRENGTH	TEAM	ADJ.	CONF.	ADJ CONF.
Average RPI	Loss:	124	RECORD	PCT. RANK	GAMES	SCHEDULE	OF SCHEDULE	RPI	RPI	RPI	RPI
DIV. I ONLY		7- 7		163	7-3	213	113	189	189	16	16
DIV. I NON-CONF.		4- 5		190	0- 0	186	116	225	225	19	19
-----											
TOTALS	RPI 1-25		RPI 26-50		W-L RECORDS	RPI 51-100		RPI 101-150		RPI 150+	
7- 7	0- 1		0- 1		OVERALL	1- 1		1- 2		5- 2	
4- 3	0- 1		0- 0		HOME	1- 0		0- 1		3- 1	
2- 3	0- 0		0- 1		AWAY	0- 0		1- 1		1- 1	
1- 1	0- 0		0- 0		NEUTRAL	0- 1		0- 0		1- 0	
4- 5	0- 1		0- 1		NON-CONFERENCE	1- 1		0- 1		3- 1	
3- 2	0- 1		0- 0		HOME	1- 0		0- 1		2- 0	
0- 2	0- 0		0- 1		AWAY	0- 0		0- 0		0- 1	
1- 1	0- 0		0- 0		NEUTRAL	0- 1		0- 0		1- 0	
3- 2	0- 0		0- 0		CONFERENCE	0- 0		1- 1		2- 1	
1- 1	0- 0		0- 0		HOME	0- 0		0- 0		1- 1	
2- 1	0- 0		0- 0		AWAY	0- 0		1- 1		1- 0	
0- 0	0- 0		0- 0		NEUTRAL	0- 0		0- 0		0- 0	

RPI 1-25				RPI 26-50				RPI 51-100				RPI 101+ Team's RPI: 189			
RPI	S	Opponent	Score	RPI	S	Opponent	Score	RPI	S	Opponent	Score	RPI	S	Opponent	Score
23	H	Texas	54 64	43	A	Kansas St.	42 60	78	N	Wyoming	49 53	101	A	Rice	52 64
								92	H	Missouri St.	83 76	136	A	Louisiana Tech	65 54
												150	H	Utah St.	41 57
												210	A	Southern Miss.	62 48
												222	A	SMU	66 73
												253	H	UTSA	54 57
												265	H	UTEP	70 51
												271	H	CSU Bakersfield	71 59
												310	N	North Dakota St.	92 78
												323	H	Houston Baptist	100 75
-----															
LAST 12 Division I GAMES:															
				101	A	Rice	52 64	253	H	UTSA	54 57				
				323	H	Houston Baptist	100 75	265	H	UTEP	70 51				
				92	H	Missouri St.	83 76	210	A	Southern Miss.	62 48				
				222	A	SMU	66 73	136	A	Louisiana Tech	65 54				
				310	N	North Dakota St.	92 78	271	H	CSU Bakersfield	71 59				
				78	N	Wyoming	49 53	150	H	Utah St.	41 57				

Non-Div I Games: Mid-Amer. Christian 82 35 Xavier (LA) 59 46 Okla. Panhandle 93 52

North Texas

Average RPI Win:	178	WON-LOST	WINNING	LAST 10	STRENGTH OF	OPP. STRENGTH	TEAM	ADJ.	CONF.	ADJ CONF.
Average RPI Loss:	103	RECORD	PCT. RANK	GAMES	SCHEDULE	OF SCHEDULE	RPI	RPI	RPI	RPI
DIV. I ONLY	13- 4	43	6-4	122	150	53	53	10	10	
DIV. I NON-CONF.	10- 1	19	0- 0	180	144	30	30	13	13	
-----										
TOTALS	RPI 1-25	RPI 26-50	W-L RECORDS	RPI 51-100	RPI 101-150	RPI 150+				
13- 4	0- 0	0- 0	OVERALL	3- 1	1- 3	9- 0				
9- 1	0- 0	0- 0	HOME	1- 0	1- 1	7- 0				
4- 3	0- 0	0- 0	AWAY	2- 1	0- 2	2- 0				
0- 0	0- 0	0- 0	NEUTRAL	0- 0	0- 0	0- 0				
10- 1	0- 0	0- 0	NON-CONFERENCE	3- 0	1- 1	6- 0				
6- 0	0- 0	0- 0	HOME	1- 0	1- 0	4- 0				
4- 1	0- 0	0- 0	AWAY	2- 0	0- 1	2- 0				
0- 0	0- 0	0- 0	NEUTRAL	0- 0	0- 0	0- 0				
3- 3	0- 0	0- 0	CONFERENCE	0- 1	0- 2	3- 0				
3- 1	0- 0	0- 0	HOME	0- 0	0- 1	3- 0				
0- 2	0- 0	0- 0	AWAY	0- 1	0- 1	0- 0				
0- 0	0- 0	0- 0	NEUTRAL	0- 0	0- 0	0- 0				

RPI 1-25				RPI 26-50				RPI 51-100				Team's RPI : 53				RPI 101+			
RPI	S	Opponent	Score	RPI	S	Opponent	Score	RPI	S	Opponent	Score	RPI	S	Opponent	Score	RPI	S	Opponent	Score
								58	A	James Madison	49 84	104	A	Towson	83 88				
								70	H	Maine	63 55	123	H	Drexel	59 61				
								86	A	Dayton	84 79	126	A	Marist	84 90				
								89	A	Providence	65 59	139	H	Fordham	58 54				
												155	H	William & Mary	88 74				
												163	H	Boston U.	81 51				
												181	H	Massachusetts	53 52				
												190	H	Elon	79 71				
												192	H	Delaware	75 62				
												213	A	Florida	79 66				
												216	H	Air Force	54 41				
												309	H	New Hampshire	69 54				
												313	A	Fairfield	59 50				
LAST 12 Division I GAMES:																			
				192	H	Delaware	75 62	123	H	Drexel	59 61								
				126	A	Marist	84 90	58	A	James Madison	49 84								
				89	A	Providence	65 59	104	A	Towson	83 88								
				313	A	Fairfield	59 50	155	H	William & Mary	88 74								
				181	H	Massachusetts	53 52	190	H	Elon	79 71								
				213	A	Florida	79 66	70	H	Maine	63 55								

N  
o  
r  
t  
h  
e  
a  
s  
t  
e  
r  
nN  
o  
r  
t  
h  
e  
a  
s  
t  
e  
r  
n

Non-Div I Games:

Northeastern

Average RPI Win:	238	WON-LOST	WINNING	LAST 10	STRENGTH OF	OPP. STRENGTH	TEAM	ADJ.	CONF.	ADJ CONF.
Average RPI Loss:	147	RECORD	PCT. RANK	GAMES	SCHEDULE	OF SCHEDULE	RPI	RPI	RPI	RPI
DIV. I ONLY	5- 11	260	1-9	237	135	255	255	15	15	
DIV. I NON-CONF.	4- 5	190	0- 1	231	79	193	193	12	12	
-----										
TOTALS	RPI 1-25	RPI 26-50	W-L RECORDS	RPI 51-100	RPI 101-150	RPI 150+				
5- 11	0- 0	0- 1	OVERALL	0- 1	2- 4	3- 5				
3- 3	0- 0	0- 1	HOME	0- 0	1- 1	2- 1				
2- 7	0- 0	0- 0	AWAY	0- 1	1- 3	1- 3				
0- 1	0- 0	0- 0	NEUTRAL	0- 0	0- 0	0- 1				
4- 5	0- 0	0- 1	NON-CONFERENCE	0- 1	2- 1	2- 2				
2- 1	0- 0	0- 1	HOME	0- 0	1- 0	1- 0				
2- 3	0- 0	0- 0	AWAY	0- 1	1- 1	1- 1				
0- 1	0- 0	0- 0	NEUTRAL	0- 0	0- 0	0- 1				
1- 6	0- 0	0- 0	CONFERENCE	0- 0	0- 3	1- 3				
1- 2	0- 0	0- 0	HOME	0- 0	0- 1	1- 1				
0- 4	0- 0	0- 0	AWAY	0- 0	0- 2	0- 2				
0- 0	0- 0	0- 0	NEUTRAL	0- 0	0- 0	0- 0				

RPI	S	Opponent	Score	RPI	S	Opponent	Score	RPI	S	Opponent	Score	RPI	S	Opponent	Score
41	H	New Mexico	55 84	54	A	Arizona	47 71	111	A	Washington	59 81	120	H	Idaho St.	69 80
								132	H	Fresno St.	86 73	133	A	Loyola Marymount	63 62
								141	A	Portland St.	55 72	144	A	Montana	62 78
								153	A	Montana St.	70 80	187	A	Colorado St.	54 65
								209	H	Southern Utah	76 82	222	N	SMU	48 55
								239	A	Sacramento St.	61 65	284	H	California Baptist	91 88
								303	H	Weber St.	74 64	336	A	Seattle U	65 58
-----															
Team's RPI: 255															
LAST 12 Division I GAMES:															
222	N	SMU	48 55	141	A	Portland St.	55 72								
144	A	Montana	62 78	239	A	Sacramento St.	61 65								
54	A	Arizona	47 71	209	H	Southern Utah	76 82								
41	H	New Mexico	55 84	120	H	Idaho St.	69 80								
187	A	Colorado St.	54 65	303	H	Weber St.	74 64								
133	A	Loyola Marymount	63 62	153	A	Montana St.	70 80								

Non-Div I Games:

Northern Ariz.

Average RPI Win:	172	WON-LOST	WINNING	LAST 10	STRENGTH OF	OPP. STRENGTH	TEAM	ADJ.	CONF.	ADJ CONF.
Average RPI Loss:	144	RECORD	PCT. RANK	GAMES	SCHEDULE	OF SCHEDULE	RPI	RPI	RPI	RPI
DIV. I ONLY	11- 6	90	7-3	184	84	107	107	15	15	
DIV. I NON-CONF.	5- 4	139	0- 0	169	25	94	94	12	12	
-----										
TOTALS	RPI 1-25	RPI 26-50	W-L RECORDS	RPI 51-100	RPI 101-150	RPI 150+				
11- 6	0- 1	0- 1	OVERALL	0- 0	6- 1	5- 3				
6- 2	0- 0	0- 0	HOME	0- 0	4- 0	2- 2				
5- 4	0- 1	0- 1	AWAY	0- 0	2- 1	3- 1				
0- 0	0- 0	0- 0	NEUTRAL	0- 0	0- 0	0- 0				
5- 4	0- 1	0- 1	NON-CONFERENCE	0- 0	2- 1	3- 1				
3- 0	0- 0	0- 0	HOME	0- 0	2- 0	1- 0				
2- 4	0- 1	0- 1	AWAY	0- 0	0- 1	2- 1				
0- 0	0- 0	0- 0	NEUTRAL	0- 0	0- 0	0- 0				
6- 2	0- 0	0- 0	CONFERENCE	0- 0	4- 0	2- 2				
3- 2	0- 0	0- 0	HOME	0- 0	2- 0	1- 2				
3- 0	0- 0	0- 0	AWAY	0- 0	2- 0	1- 0				
0- 0	0- 0	0- 0	NEUTRAL	0- 0	0- 0	0- 0				

RPI 1-25				RPI 26-50				RPI 51-100				RPI 101+ Team's RPI: 107			
RPI	S	Opponent	Score	RPI	S	Opponent	Score	RPI	S	Opponent	Score	RPI	S	Opponent	Score
19	A	BYU	50 70	49	A	LSU	57 62					120	H	Idaho St.	60 56
												125	A	Colorado	69 77
												130	H	Chattanooga	68 65
												131	A	Idaho	86 72
												141	H	Portland St.	79 63
												144	A	Montana	73 62
												149	H	Denver	74 66
												153	H	Montana St.	66 79
												177	A	Eastern Wash.	67 62
												187	A	Colorado St.	53 47
												216	A	Air Force	57 69
												222	H	SMU	58 57
												239	H	Sacramento St.	82 69
												251	A	San Francisco	68 63
												303	H	Weber St.	54 55
-----															
LAST 12 Division I GAMES:															
120	H	Idaho St.	60 56	303	H	Weber St.	54 55								
239	H	Sacramento St.	82 69	153	H	Montana St.	66 79								
19	A	BYU	50 70	144	A	Montana	73 62								
130	H	Chattanooga	68 65	177	A	Eastern Wash.	67 62								
222	H	SMU	58 57	131	A	Idaho	86 72								
216	A	Air Force	57 69	141	H	Portland St.	79 63								

Non-Div I Games:

Northern Colo.

Average RPI Win:	209	WON-LOST	WINNING	LAST 10	STRENGTH OF	OPP. STRENGTH	TEAM	ADJ.	CONF.	ADJ CONF.
Average RPI Loss:	74	RECORD	PCT. RANK	GAMES	SCHEDULE	OF SCHEDULE	RPI	RPI	RPI	RPI
DIV. I ONLY	11- 6	90	7-3	126	122	94	94	8	8	
DIV. I NON-CONF.	8- 4	91	1- 0	223	111	104	104	8	8	
-----										
TOTALS	RPI 1-25	RPI 26-50	W-L RECORDS	RPI 51-100	RPI 101-150	RPI 150+				
11- 6	0- 2	0- 1	OVERALL	2- 1	1- 1	8- 1				
8- 1	0- 1	0- 0	HOME	2- 0	1- 0	5- 0				
1- 5	0- 1	0- 1	AWAY	0- 1	0- 1	1- 1				
2- 0	0- 0	0- 0	NEUTRAL	0- 0	0- 0	2- 0				
8- 4	0- 1	0- 1	NON-CONFERENCE	1- 0	1- 1	6- 1				
6- 0	0- 0	0- 0	HOME	1- 0	1- 0	4- 0				
0- 4	0- 1	0- 1	AWAY	0- 0	0- 1	0- 1				
2- 0	0- 0	0- 0	NEUTRAL	0- 0	0- 0	2- 0				
3- 2	0- 1	0- 0	CONFERENCE	1- 1	0- 0	2- 0				
2- 1	0- 1	0- 0	HOME	1- 0	0- 0	1- 0				
1- 1	0- 0	0- 0	AWAY	0- 1	0- 0	1- 0				
0- 0	0- 0	0- 0	NEUTRAL	0- 0	0- 0	0- 0				

RPI 1-25				RPI 26-50				RPI 51-100				Team's RPI: 94				RPI 101+			
RPI	S	Opponent	Score	RPI	S	Opponent	Score	RPI	S	Opponent	Score	RPI	S	Opponent	Score	RPI	S	Opponent	Score
13	A	Iowa St.	60 70	29	A	Indiana	73 91	76	A	Kent St.	78 87	112	H	Yale	89 80				
18	H	Central Mich.	66 89					79	H	UNI	70 59	144	A	Montana	70 86				
								97	H	Mi ami (OH)	82 71	166	A	Southern Ill.	73 82				
												180	H	Akron	70 59				
												207	H	Brown	109 102				
												228	A	Bowl ing Green	66 52				
												235	N	Western Ill.	86 61				
												249	H	Eastern Ill.	78 59				
												260	N	Nevada	98 69				
												310	H	North Dakota St.	81 63				
												341	H	Chi cago St.	114 52				
LAST 12 Division I GAMES:																			
260	N	Nevada	98 69	79	H	UNI	70 59	13	A	Iowa St.	60 70	180	H	Akron	70 59				
97	H	Mi ami (OH)	82 71					228	A	Bowl ing Green	66 52	18	H	Central Mi ch.	66 89				
207	H	Brown	109 102					76	A	Kent St.	78 87								
341	H	Chi cago St.	114 52																
249	H	Eastern Ill.	78 59																
235	N	Western Ill.	86 61																

Non-Div I Games:

Northern Ill.

Average RPI Win:	261	WON-LOST	WINNING	LAST 10	STRENGTH OF	OPP. STRENGTH	TEAM	ADJ.	CONF.	ADJ CONF.
Average RPI Loss:	146	RECORD	PCT. RANK	GAMES	SCHEDULE	OF SCHEDULE	RPI	RPI	RPI	RPI
DIV. I ONLY	2- 13	331	2-8	124	224	280	280	20	20	
DIV. I NON-CONF.	0- 9	336	0- 0	83	221	307	307	18	18	
-----										
TOTALS	RPI 1-25	RPI 26-50	W-L RECORDS	RPI 51-100	RPI 101-150	RPI 150+				
2- 13	0- 1	0- 1	OVERALL	0- 4	0- 0	2- 7				
1- 4	0- 0	0- 1	HOME	0- 2	0- 0	1- 1				
1- 6	0- 1	0- 0	AWAY	0- 2	0- 0	1- 3				
0- 3	0- 0	0- 0	NEUTRAL	0- 0	0- 0	0- 3				
0- 9	0- 1	0- 0	NON-CONFERENCE	0- 3	0- 0	0- 5				
0- 2	0- 0	0- 0	HOME	0- 1	0- 0	0- 1				
0- 4	0- 1	0- 0	AWAY	0- 2	0- 0	0- 1				
0- 3	0- 0	0- 0	NEUTRAL	0- 0	0- 0	0- 3				
2- 4	0- 0	0- 1	CONFERENCE	0- 1	0- 0	2- 2				
1- 2	0- 0	0- 1	HOME	0- 1	0- 0	1- 0				
1- 2	0- 0	0- 0	AWAY	0- 0	0- 0	1- 2				
0- 0	0- 0	0- 0	NEUTRAL	0- 0	0- 0	0- 0				

RPI	S	Opponent	Score	RPI	S	Opponent	Score	RPI	S	Opponent	Score	RPI	S	Opponent	Score	Team's RPI: 280
5	A	Louisville	59 92	50	H	Green Bay	61 81	73	H	Belmont	53 71	151	A	IUPUI	48 70	
								76	A	Kent St.	61 62	160	N	Pepperdine	46 51	
								82	H	Wright St.	55 61	180	N	Akron	60 77	
								89	A	Providence	43 48	182	H	Illinois St.	53 58	
												186	H	Milwaukee	55 54	
												268	A	Cleveland St.	47 76	
												276	N	La Salle	56 74	
												312	A	Austin Peay	48 52	
												335	A	UIC	67 49	
-----																
LAST 12 Division I GAMES:																
268	A	Cleveland St.	47 76	82	H	Wright St.	55 61									
89	A	Providence	43 48	50	H	Green Bay	61 81									
276	N	La Salle	56 74	186	H	Milwaukee	55 54									
5	A	Louisville	59 92	151	A	IUPUI	48 70									
182	H	Illinois St.	53 58	335	A	UIC	67 49									
312	A	Austin Peay	48 52	160	N	Pepperdine	46 51									

Non-Div I Games: Alderson Broaddus 73 32

Northern Ky.

Average RPI Win:	162	WON-LOST	WINNING	LAST 10	STRENGTH OF	OPP. STRENGTH	TEAM	ADJ.	CONF.	ADJ CONF.
Average RPI Loss:	48	RECORD	PCT. RANK	GAMES	SCHEDULE	OF SCHEDULE	RPI	RPI	RPI	RPI
DIV. I ONLY	11- 7	112	6-4	63	32	80	80	4	4	
DIV. I NON-CONF.	7- 4	109	0- 1	176	45	120	120	5	5	
-----										
TOTALS	RPI 1-25	RPI 26-50	W-L RECORDS	RPI 51-100	RPI 101-150	RPI 150+				
11- 7	0- 2	3- 2	OVERALL	1- 3	1- 0	6- 0				
7- 3	0- 1	1- 1	HOME	1- 1	1- 0	4- 0				
3- 3	0- 1	2- 1	AWAY	0- 1	0- 0	1- 0				
1- 1	0- 0	0- 0	NEUTRAL	0- 1	0- 0	1- 0				
7- 4	0- 1	1- 1	NON-CONFERENCE	1- 2	1- 0	4- 0				
4- 2	0- 1	0- 0	HOME	1- 1	1- 0	2- 0				
2- 1	0- 0	1- 1	AWAY	0- 0	0- 0	1- 0				
1- 1	0- 0	0- 0	NEUTRAL	0- 1	0- 0	1- 0				
4- 3	0- 1	2- 1	CONFERENCE	0- 1	0- 0	2- 0				
3- 1	0- 0	1- 1	HOME	0- 0	0- 0	2- 0				
1- 2	0- 1	1- 0	AWAY	0- 1	0- 0	0- 0				
0- 0	0- 0	0- 0	NEUTRAL	0- 0	0- 0	0- 0				

RPI 1-25				RPI 26-50				RPI 51-100				RPI 101+			
RPI	S	Opponent	Score	RPI	S	Opponent	Score	RPI	S	Opponent	Score	RPI	S	Opponent	Score
15	H	Marquette	57 76	28	H	Michigan St.	70 62	51	H	Duke	84 58	140	H	UT Martin	90 64
16	A	Rutgers	41 45	29	A	Indiana	75 69	65	A	Michigan	78 79	161	H	Wisconsin	72 46
				34	H	Purdue	54 57	75	N	Kansas	57 66	164	H	Illinois	68 45
				44	A	DePaul	60 76	88	H	Pittsburgh	49 52	213	A	Florida	83 74
				50	A	Green Bay	57 55					274	N	Wichita St.	65 43
												335	H	UIC	87 44
												341	H	Chicago St.	97 35
-----															
Team's RPI: 80															
LAST 12 Division I GAMES:															
				75	N	Kansas	57 66	161	H	Wisconsin	72 46				
				16	A	Rutgers	41 45	29	A	Indiana	75 69				
				274	N	Wichita St.	65 43	34	H	Purdue	54 57				
				341	H	Chicago St.	97 35	65	A	Michigan	78 79				
				15	H	Marquette	57 76	28	H	Michigan St.	70 62				
				44	A	DePaul	60 76	164	H	Illinois	68 45				

Non-Div I Games:

Northwestern

Average RPI Win:	335	WON-LOST	WINNING	LAST 10	STRENGTH OF	OPP. STRENGTH	TEAM	ADJ.	CONF.	ADJ CONF.
Average RPI Loss:	162	RECORD	PCT. RANK	GAMES	SCHEDULE	OF SCHEDULE	RPI	RPI	RPI	RPI
DIV. I ONLY	2- 10	319	3-7	233	268	322	322	26	26	
DIV. I NON-CONF.	1- 6	318	0- 0	259	150	330	330	22	22	
-----										
TOTALS	RPI 1-25	RPI 26-50	W-L RECORDS	RPI 51-100	RPI 101-150	RPI 150+				
2- 10	0- 1	0- 0	OVERALL	0- 2	0- 2	2- 5				
2- 2	0- 0	0- 0	HOME	0- 0	0- 0	2- 2				
0- 8	0- 1	0- 0	AWAY	0- 2	0- 2	0- 3				
0- 0	0- 0	0- 0	NEUTRAL	0- 0	0- 0	0- 0				
1- 6	0- 1	0- 0	NON-CONFERENCE	0- 1	0- 2	1- 2				
1- 1	0- 0	0- 0	HOME	0- 0	0- 0	1- 1				
0- 5	0- 1	0- 0	AWAY	0- 1	0- 2	0- 1				
0- 0	0- 0	0- 0	NEUTRAL	0- 0	0- 0	0- 0				
1- 4	0- 0	0- 0	CONFERENCE	0- 1	0- 0	1- 3				
1- 1	0- 0	0- 0	HOME	0- 0	0- 0	1- 1				
0- 3	0- 0	0- 0	AWAY	0- 1	0- 0	0- 2				
0- 0	0- 0	0- 0	NEUTRAL	0- 0	0- 0	0- 0				

RPI 1-25				RPI 26-50				RPI 51-100				RPI 101+				Team's RPI: 322
RPI	S	Opponent	Score	RPI	S	Opponent	Score	RPI	S	Opponent	Score	RPI	S	Opponent	Score	
23	A	Texas	66 104					63	A	Arkansas	53 98	121	A	Al abama	73 87	
								90	A	SFA	56 84	137	A	Okl ahoma	56 93	
												170	H	Abil ene Christi an	63 72	
												210	A	Southern Mi ss.	54 69	
												212	A	Ni chol ls St.	86 97	
												269	A	A&M-Corpus Christi	55 79	
												319	H	McNeese	82 63	
												321	H	La. -Monroe	55 63	
												350	H	Al corn	78 65	
-----																
LAST 12 Division I GAMES:																
170	H	Abil ene Christi an	63 72	90	A	SFA	56 84	269	A	A&M-Corpus Christi	55 79	319	H	McNeese	82 63	
321	H	La. -Monroe	55 63	212	A	Ni chol ls St.	86 97	23	A	Texas	66 104	121	A	Al abama	73 87	
210	A	Southern Mi ss.	54 69	212	A	Ni chol ls St.	86 97	23	A	Texas	66 104	121	A	Al abama	73 87	
350	H	Al corn	78 65	212	A	Ni chol ls St.	86 97	23	A	Texas	66 104	121	A	Al abama	73 87	
137	A	Okl ahoma	56 93	212	A	Ni chol ls St.	86 97	23	A	Texas	66 104	121	A	Al abama	73 87	
63	A	Arkansas	53 98	212	A	Ni chol ls St.	86 97	23	A	Texas	66 104	121	A	Al abama	73 87	

Non-Div I Games: Loyola (LA) 71 66 Central Baptist 82 56 LeTourneau 100 40 Centenary (LA) 94 51 Northwestern St.



Average RPI	Win:	71	WON-LOST	WINNING	LAST 10	STRENGTH OF	OPP. STRENGTH	TEAM	ADJ.	CONF.	ADJ CONF.
Average RPI	Loss:	7	RECORD	PCT. RANK	GAMES	SCHEDULE	OF SCHEDULE	RPI	RPI	RPI	RPI
DIV. I ONLY		18- 1		2	10-0	1	6	1	1	1	1
DIV. I NON-CONF.		12- 1		10	1- 0	1	9	1	1	1	1
-----											
TOTALS	RPI 1-25		RPI 26-50		W-L RECORDS	RPI 51-100		RPI 101-150		RPI 150+	
18- 1	5- 1		3- 0		OVERALL	6- 0		3- 0		1- 0	
10- 1	2- 1		0- 0		HOME	4- 0		3- 0		1- 0	
5- 0	1- 0		2- 0		AWAY	2- 0		0- 0		0- 0	
3- 0	2- 0		1- 0		NEUTRAL	0- 0		0- 0		0- 0	
12- 1	4- 1		2- 0		NON-CONFERENCE	3- 0		2- 0		1- 0	
6- 1	1- 1		0- 0		HOME	2- 0		2- 0		1- 0	
3- 0	1- 0		1- 0		AWAY	1- 0		0- 0		0- 0	
3- 0	2- 0		1- 0		NEUTRAL	0- 0		0- 0		0- 0	
6- 0	1- 0		1- 0		CONFERENCE	3- 0		1- 0		0- 0	
4- 0	1- 0		0- 0		HOME	2- 0		1- 0		0- 0	
2- 0	0- 0		1- 0		AWAY	1- 0		0- 0		0- 0	
0- 0	0- 0		0- 0		NEUTRAL	0- 0		0- 0		0- 0	

RPI	S	Opponent	Score	RPI	S	Opponent	Score	RPI	S	Opponent	Score	RPI	S	Opponent	Score
5	H	Louisville	82 68	33	A	Georgia Tech	76 55	66	H	Harvard	103 58	110	H	Western Ky.	94 53
7	H	UConn	71 89	42	N	Oregon St.	91 81	72	A	Virginia Tech	80 51	119	H	Wake Forest	78 48
10	N	Gonzaga	81 65	44	A	DePaul	101 77	77	H	Boston College	92 63	142	H	Lehigh	95 68
11	N	Drake	82 64					83	H	Penn	75 55	256	H	Binghamton	103 53
12	H	Iowa	105 71					88	H	Pittsburgh	100 44				
15	A	Marquette	87 63					95	A	Tolledo	72 56				
-----															
LAST 12 Division I GAMES:															
42	N	Oregon St.	91 81	11	N	Drake	82 64								
88	H	Pittsburgh	100 44	77	H	Boston College	92 63								
142	H	Lehigh	95 68	72	A	Virginia Tech	80 51								
15	A	Marquette	87 63	119	H	Wake Forest	78 48								
110	H	Western Ky.	94 53	5	H	Louisville	82 68								
256	H	Binghamton	103 53	33	A	Georgia Tech	76 55								

Non-Div I Games:

Notre Dame

Average RPI Win:	312	WON-LOST	WINNING	LAST 10	STRENGTH OF	OPP. STRENGTH	TEAM	ADJ.	CONF.	ADJ CONF.
Average RPI Loss:	132	RECORD	PCT. RANK	GAMES	SCHEDULE	OF SCHEDULE	RPI	RPI	RPI	RPI
DIV. I ONLY	2- 14	332	2-8	113	202	297	297	20	20	
DIV. I NON-CONF.	1- 8	322	0- 0	20	170	227	227	18	18	
-----										
TOTALS	RPI 1-25	RPI 26-50	W-L RECORDS	RPI 51-100	RPI 101-150	RPI 150+				
2- 14	0- 1	0- 3	OVERALL	0- 2	0- 1	2- 7				
2- 7	0- 0	0- 3	HOME	0- 1	0- 1	2- 2				
0- 6	0- 1	0- 0	AWAY	0- 1	0- 0	0- 4				
0- 1	0- 0	0- 0	NEUTRAL	0- 0	0- 0	0- 1				
1- 8	0- 1	0- 2	NON-CONFERENCE	0- 2	0- 0	1- 3				
1- 3	0- 0	0- 2	HOME	0- 1	0- 0	1- 0				
0- 4	0- 1	0- 0	AWAY	0- 1	0- 0	0- 2				
0- 1	0- 0	0- 0	NEUTRAL	0- 0	0- 0	0- 1				
1- 6	0- 0	0- 1	CONFERENCE	0- 0	0- 1	1- 4				
1- 4	0- 0	0- 1	HOME	0- 0	0- 1	1- 2				
0- 2	0- 0	0- 0	AWAY	0- 0	0- 0	0- 2				
0- 0	0- 0	0- 0	NEUTRAL	0- 0	0- 0	0- 0				

RPI 1-25				RPI 26-50				RPI 51-100				RPI 101+				Team's RPI: 297
RPI	S	Opponent	Score	RPI	S	Opponent	Score	RPI	S	Opponent	Score	RPI	S	Opponent	Score	
18	A	Central Mich.	61 104	28	H	Michigan St.	58 102	65	H	Michigan	59 85	106	H	Youngstown St.	55 69	
				29	H	Indiana	32 59	76	A	Kent St.	65 75	151	A	IUPUI	53 82	
				50	H	Green Bay	53 77					171	A	Bradley	64 73	
												180	N	Akron	65 85	
												182	A	Illinois St.	56 62	
												186	H	Milwaukee	52 79	
												268	H	Cleveland St.	62 64	
												295	H	Canisius	71 60	
												328	H	Detroit Mercy	74 67	
												335	A	UIC	65 69	
LAST 12 Division I GAMES:																
50	H	Green Bay	53 77	186	H	Milwaukee	52 79									
65	H	Michigan	59 85	151	A	IUPUI	53 82									
28	H	Michigan St.	58 102	335	A	UIC	65 69									
171	A	Bradley	64 73	328	H	Detroit Mercy	74 67									
182	A	Illinois St.	56 62	106	H	Youngstown St.	55 69									
295	H	Canisius	71 60	268	H	Cleveland St.	62 64									

Non-Div I Games: Grace Bible (MI) 94 48 Rochester College 64 46

Oakland

Average RPI Win:	176	WON-LOST	WINNING	LAST 10	STRENGTH OF	OPP. STRENGTH	TEAM	ADJ.	CONF.	ADJ CONF.
Average RPI Loss:	18	RECORD	PCT. RANK	GAMES	SCHEDULE	OF SCHEDULE	RPI	RPI	RPI	RPI
DIV. I ONLY	15- 1	9	9-1	214	58	38	38	8	8	
DIV. I NON-CONF.	11- 0	1	0- 0	304	67	52	52	8	8	
-----										
TOTALS	RPI 1-25	RPI 26-50	W-L RECORDS	RPI 51-100	RPI 101-150	RPI 150+				
15- 1	0- 1	2- 0	OVERALL	2- 0	2- 0	9- 0				
8- 1	0- 1	1- 0	HOME	1- 0	1- 0	5- 0				
5- 0	0- 0	1- 0	AWAY	0- 0	1- 0	3- 0				
2- 0	0- 0	0- 0	NEUTRAL	1- 0	0- 0	1- 0				
11- 0	0- 0	1- 0	NON-CONFERENCE	1- 0	2- 0	7- 0				
6- 0	0- 0	1- 0	HOME	0- 0	1- 0	4- 0				
3- 0	0- 0	0- 0	AWAY	0- 0	1- 0	2- 0				
2- 0	0- 0	0- 0	NEUTRAL	1- 0	0- 0	1- 0				
4- 1	0- 1	1- 0	CONFERENCE	1- 0	0- 0	2- 0				
2- 1	0- 1	0- 0	HOME	1- 0	0- 0	1- 0				
2- 0	0- 0	1- 0	AWAY	0- 0	0- 0	1- 0				
0- 0	0- 0	0- 0	NEUTRAL	0- 0	0- 0	0- 0				

RPI 1-25				RPI 26-50				Team's RPI: 38				RPI 51-100				RPI 101+			
RPI	S	Opponent	Score	RPI	S	Opponent	Score	RPI	S	Opponent	Score	RPI	S	Opponent	Score	RPI	S	Opponent	Score
18	H	Central Mich.	70 88	34	H	Purdue	80 73	59	N	Lamar University	87 62	115	H	UNCW	95 72				
				35	A	Buffalo	74 71	76	H	Kent St.	83 81	129	A	American	77 67				
												151	A	IUPUI	73 66				
												184	H	Eastern Mich.	85 44				
												188	A	Ball St.	90 75				
												238	N	St. Bonaventure	70 53				
												256	H	Binghamton	86 49				
												268	H	Cleveland St.	72 54				
												283	A	Richmond	109 58				
												301	H	Coppin St.	87 62				
												324	H	Eastern Ky.	100 60				
LAST 12 Division I GAMES:																			
184	H	Eastern Mich.	85 44	76	H	Kent St.	83 81	188	A	Ball St.	90 75								
151	A	IUPUI	73 66	18	H	Central Mich.	70 88	35	A	Buffalo	74 71								
301	H	Coppin St.	87 62	129	A	American	77 67	283	A	Richmond	109 58								
34	H	Purdue	80 73																
268	H	Cleveland St.	72 54																
59	N	Lamar University	87 62																

Non-Div I Games:

Ohio

Average RPI Win:	124	WON-LOST	WINNING	LAST 10	STRENGTH OF	OPP. STRENGTH	TEAM	ADJ.	CONF.	ADJ CONF.
Average RPI Loss:	59	RECORD	PCT. RANK	GAMES	SCHEDULE	OF SCHEDULE	RPI	RPI	RPI	RPI
DIV. I ONLY	7- 9	204	4-6	26	13	99	99	4	4	
DIV. I NON-CONF.	4- 5	190	0- 0	73	21	163	163	5	5	
-----										
TOTALS	RPI 1-25	RPI 26-50	W-L RECORDS	RPI 51-100	RPI 101-150	RPI 150+				
7- 9	0- 2	3- 2	OVERALL	0- 3	2- 2	2- 0				
6- 2	0- 0	3- 0	HOME	0- 1	1- 1	2- 0				
1- 5	0- 1	0- 2	AWAY	0- 1	1- 1	0- 0				
0- 2	0- 1	0- 0	NEUTRAL	0- 1	0- 0	0- 0				
4- 5	0- 2	1- 0	NON-CONFERENCE	0- 1	1- 2	2- 0				
4- 1	0- 0	1- 0	HOME	0- 0	1- 1	2- 0				
0- 2	0- 1	0- 0	AWAY	0- 0	0- 1	0- 0				
0- 2	0- 1	0- 0	NEUTRAL	0- 1	0- 0	0- 0				
3- 4	0- 0	2- 2	CONFERENCE	0- 2	1- 0	0- 0				
2- 1	0- 0	2- 0	HOME	0- 1	0- 0	0- 0				
1- 3	0- 0	0- 2	AWAY	0- 1	1- 0	0- 0				
0- 0	0- 0	0- 0	NEUTRAL	0- 0	0- 0	0- 0				

RPI 1-25				RPI 26-50				RPI 51-100				RPI 101+			
RPI	S	Opponent	Score	RPI	S	Opponent	Score	RPI	S	Opponent	Score	RPI	S	Opponent	Score
7	A	UConn	53 85	27	A	Maryl and	69 75	65	A	Mi chi gan	58 62	111	A	Washi ngton	59 69
20	N	Butler	53 66	28	H	Michigan St.	65 55	71	H	Nebraska	69 78	113	A	Penn St.	76 71
				29	H	Indi ana	55 50	72	N	Vi rgi ni a Tech	73 81	114	H	Cinci nnati	69 56
				34	A	Purdue	42 60					122	H	South Fla.	47 71
				45	H	North Carol i na	76 69					213	H	Florida	46 41
												328	H	Detroit Mercy	55 41
-----															
LAST 12 Division I GAMES:															
				65	A	Mi chi gan	58 62	113	A	Penn St.	76 71				
				72	N	Vi rgi ni a Tech	73 81	28	H	Michigan St.	65 55				
				20	N	Butler	53 66	29	H	Indi ana	55 50				
				213	H	Florida	46 41	27	A	Maryl and	69 75				
				111	A	Washi ngton	59 69	71	H	Nebraska	69 78				
				114	H	Cinci nnati	69 56	34	A	Purdue	42 60				

Non-Div I Games:

Ohio St.

Oklahoma				Through Games Of Jan. 20, 2019							
Average RPI	Win:	228	WON-LOST	WINNING	LAST 10	STRENGTH OF	OPP. STRENGTH	TEAM	ADJ.	CONF.	ADJ CONF.
Average RPI	Loss:	57	RECORD	PCT. RANK	GAMES	SCHEDULE	OF SCHEDULE	RPI	RPI	RPI	RPI
DIV. I ONLY			5- 11	260	3-7	12	86	137	137	3	3
DIV. I NON-CONF.			4- 7	228	0- 1	27	153	146	146	3	3
-----											
TOTALS		RPI 1-25		RPI 26-50		W-L RECORDS		RPI 51-100		RPI 101-150	RPI 150+
5- 11		0- 3		0- 5		OVERALL		0- 0		1- 2	4- 1
4- 3		0- 1		0- 1		HOME		0- 0		1- 1	3- 0
1- 6		0- 2		0- 3		AWAY		0- 0		0- 1	1- 0
0- 2		0- 0		0- 1		NEUTRAL		0- 0		0- 0	0- 1
4- 7		0- 1		0- 4		NON-CONFERENCE		0- 0		1- 1	3- 1
3- 2		0- 1		0- 1		HOME		0- 0		1- 0	2- 0
1- 3		0- 0		0- 2		AWAY		0- 0		0- 1	1- 0
0- 2		0- 0		0- 1		NEUTRAL		0- 0		0- 0	0- 1
1- 4		0- 2		0- 1		CONFERENCE		0- 0		0- 1	1- 0
1- 1		0- 0		0- 0		HOME		0- 0		0- 1	1- 0
0- 3		0- 2		0- 1		AWAY		0- 0		0- 0	0- 0
0- 0		0- 0		0- 0		NEUTRAL		0- 0		0- 0	0- 0

RPI 1-25				RPI 26-50				RPI 51-100				RPI 101+ Team's RPI: 137			
RPI	S	Opponent	Score	RPI	S	Opponent	Score	RPI	S	Opponent	Score	RPI	S	Opponent	Score
7	H	UConn	63 72	37	N	Clemson	62 74					102	H	West Virginia	55 66
13	A	Iowa St.	78 104	41	A	New Mexico	80 84					110	H	Western Ky.	90 83
23	A	Texas	63 73	43	A	Kansas St.	56 86					122	A	South Fla.	70 87
				44	H	DePaul	76 87					152	N	UAB	84 89
				47	A	Auburn	79 95					159	H	Texas Tech	66 61
												222	A	SMU	77 61
												322	H	Northwestern St.	93 56
												326	H	Central Ark.	65 52
-----															
LAST 12 Division I GAMES:															
37	N	Clemson	62 74	13	A	Iowa St.	78 104								
7	H	UConn	63 72	102	H	West Virginia	55 66								
44	H	DePaul	76 87	23	A	Texas	63 73								
326	H	Central Ark.	65 52	43	A	Kansas St.	56 86								
47	A	Auburn	79 95	159	H	Texas Tech	66 61								
41	A	New Mexico	80 84	222	A	SMU	77 61								

Non-Div I Games:

Oklahoma

Average RPI Win:	177	WON-LOST	WINNING	LAST 10	STRENGTH OF	OPP. STRENGTH	TEAM	ADJ.	CONF.	ADJ CONF.
Average RPI Loss:	55	RECORD	PCT. RANK	GAMES	SCHEDULE	OF SCHEDULE	RPI	RPI	RPI	RPI
DIV. I ONLY	12- 4	47	6-4	133	66	62	62	3	3	
DIV. I NON-CONF.	9- 2	43	0- 0	285	56	110	110	3	3	
-----										
TOTALS	RPI 1-25	RPI 26-50	W-L RECORDS	RPI 51-100	RPI 101-150	RPI 150+				
12- 4	0- 1	0- 1	OVERALL	2- 1	1- 1	9- 0				
10- 1	0- 0	0- 1	HOME	1- 0	1- 0	8- 0				
2- 3	0- 1	0- 0	AWAY	1- 1	0- 1	1- 0				
0- 0	0- 0	0- 0	NEUTRAL	0- 0	0- 0	0- 0				
9- 2	0- 0	0- 1	NON-CONFERENCE	0- 1	1- 0	8- 0				
8- 1	0- 0	0- 1	HOME	0- 0	1- 0	7- 0				
1- 1	0- 0	0- 0	AWAY	0- 1	0- 0	1- 0				
0- 0	0- 0	0- 0	NEUTRAL	0- 0	0- 0	0- 0				
3- 2	0- 1	0- 0	CONFERENCE	2- 0	0- 1	1- 0				
2- 0	0- 0	0- 0	HOME	1- 0	0- 0	1- 0				
1- 2	0- 1	0- 0	AWAY	1- 0	0- 1	0- 0				
0- 0	0- 0	0- 0	NEUTRAL	0- 0	0- 0	0- 0				

RPI	S	Opponent	Score	RPI	S	Opponent	Score	RPI	S	Opponent	Score	RPI	S	Opponent	Score
23	A	Texas	51 60	39	H	Tennessee	63 76	56	A	UCLA	59 71	102	A	West Virginia	58 67
								61	H	TCU	75 71	134	H	Texas St.	66 55
								75	A	Kansas	72 62	159	H	Texas Tech	65 57
												162	H	Arkansas St.	62 60
												168	H	Oral Roberts	89 69
												169	H	Grambling	86 40
												185	H	UC Riverside	76 51
												191	H	Prairie View	70 50
												225	H	Samford	82 62
												274	A	Wichita St.	60 47
												323	H	Houston Baptist	77 44
LAST 12 Division I GAMES:															
75	A	Kansas	72 62	159	H	Texas Tech	65 57	102	A	West Virginia	58 67	61	H	TCU	75 71
56	A	UCLA	59 71	23	A	Texas	51 60	169	H	Grambling	86 40	168	H	Oral Roberts	89 69
323	H	Houston Baptist	77 44	134	H	Texas St.	66 55								
39	H	Tennessee	63 76	274	A	Wichita St.	60 47								

Non-Div I Games:

Oklahoma St.

Average RPI Win: 197

Average RPI Loss: 100

WON-LOST  
RECORDWINNING  
PCT. RANKLAST 10  
GAMESSTRENGTH OF  
SCHEDULEOPP. STRENGTH  
OF SCHEDULETEAM  
RPIADJ.  
RPICONF.  
RPIADJ CONF.  
RPIDIV. I ONLY  
DIV. I NON-CONF.13- 5  
9- 356  
617-3  
0- 1103  
28169  
20355  
2855  
2816  
1916  
19

TOTALS

RPI 1-25

RPI 26-50

W-L RECORDS

RPI 51-100

RPI 101-150

RPI 150+

13- 5

0- 1

0- 1

OVERALL

1- 1

4- 1

8- 1

6- 1

0- 0

0- 0

HOME

0- 1

1- 0

5- 0

5- 3

0- 1

0- 0

AWAY

1- 0

2- 1

2- 1

2- 1

0- 0

0- 1

NEUTRAL

0- 0

1- 0

1- 0

9- 3

0- 1

0- 1

NON-CONFERENCE

1- 1

3- 0

5- 0

4- 1

0- 0

0- 0

HOME

0- 1

1- 0

3- 0

3- 1

0- 1

0- 0

AWAY

1- 0

1- 0

1- 0

2- 1

0- 0

0- 1

NEUTRAL

0- 0

1- 0

1- 0

4- 2

0- 0

0- 0

CONFERENCE

0- 0

1- 1

3- 1

2- 0

0- 0

0- 0

HOME

0- 0

0- 0

2- 0

2- 2

0- 0

0- 0

AWAY

0- 0

1- 1

1- 1

0- 0

0- 0

0- 0

NEUTRAL

0- 0

0- 0

0- 0

RPI 1-25

RPI 26-50

RPI 51-100

Team's RPI: 55

RPI 101+

RPI	S	Opponent	Score
8	A	NC State	56 85

RPI	S	Opponent	Score
46	N	Saint Mary's (CA)	65 83

RPI	S	Opponent	Score
87	A	Tulane	56 48
98	H	Virginia	67 73

RPI	S	Opponent	Score
108	N	Tennessee Tech	80 73
110	A	Western Ky.	60 75
114	A	Cincinnati	76 72
127	H	VCU	60 57
136	A	Louisiana Tech	70 59
155	H	William & Mary	83 69
203	N	Jacksonville	78 76
210	A	Southern Miss.	53 50
237	A	Marshall	48 57
243	A	Campbell	83 59
273	H	Norfolk St.	69 53
290	H	Fla. Atlantic	87 53
301	H	Coppin St.	81 51
311	H	FIU	95 68

LAST 12 Division I GAMES:

46	N	Saint Mary's (CA)	65	83	210	A	Southern Miss.	53	50
301	H	Coppin St.	81	51	136	A	Louisiana Tech	70	59
87	A	Tulane	56	48	311	H	FIU	95	68
127	H	VCU	60	57	290	H	Fla. Atlantic	87	53
155	H	William & Mary	83	69	110	A	Western Ky.	60	75
8	A	NC State	56	85	237	A	Marshall	48	57

Non-Div I Games:

Old Dominion

O  
l  
e  
M  
i  
s  
s

Ole Miss				Through Games Of Jan. 20, 2019						
Average RPI Win:	241	WON-LOST RECORD	WINNING PCT. RANK	LAST 10 GAMES	STRENGTH OF SCHEDULE	OPP. STRENGTH OF SCHEDULE	TEAM RPI	ADJ. RPI	CONF. RPI	ADJ CONF. RPI
Average RPI Loss:	84									
DIV. I ONLY		8- 11	217	5-5	85	144	195	195	6	6
DIV. I NON-CONF.		6- 8	199	0- 0	153	226	250	250	6	6
-----										
TOTALS		RPI 1-25	RPI 26-50		W-L RECORDS		RPI 51-100	RPI 101-150	RPI 150+	
8- 11		0- 1	1- 3		OVERALL		0- 3	0- 2	7- 2	
7- 6		0- 0	0- 1		HOME		0- 3	0- 0	7- 2	
1- 2		0- 0	1- 1		AWAY		0- 0	0- 1	0- 0	
0- 3		0- 1	0- 1		NEUTRAL		0- 0	0- 1	0- 0	
6- 8		0- 1	0- 1		NON-CONFERENCE		0- 2	0- 2	6- 2	
6- 4		0- 0	0- 0		HOME		0- 2	0- 0	6- 2	
0- 1		0- 0	0- 0		AWAY		0- 0	0- 1	0- 0	
0- 3		0- 1	0- 1		NEUTRAL		0- 0	0- 1	0- 0	
2- 3		0- 0	1- 2		CONFERENCE		0- 1	0- 0	1- 0	
1- 2		0- 0	0- 1		HOME		0- 1	0- 0	1- 0	
1- 1		0- 0	1- 1		AWAY		0- 0	0- 0	0- 0	
0- 0		0- 0	0- 0		NEUTRAL		0- 0	0- 0	0- 0	

RPI 1-25				RPI 26-50				RPI 51-100				RPI 101+ Team's RPI: 195			
RPI	S	Opponent	Score	RPI	S	Opponent	Score	RPI	S	Opponent	Score	RPI	S	Opponent	Score
7	N	UConn	50 90	26	A	Kentucky	55 49	61	H	TCU	50 55	105	N	St. John's (NY)	59 64
				32	A	Missouri	55 78	63	H	Arkansas	55 85	136	A	Louisiana Tech	71 80
				34	N	Purdue	59 70	85	H	Troy	54 71	151	H	IUPUI	58 66
				49	H	LSU	41 55					196	H	Jacksonville St.	49 60
-----															
LAST 12 Division I GAMES:															
213	H	Florida	76 66	26	A	Kentucky	55 49					213	H	Temple	62 55
136	A	Louisiana Tech	71 80	49	H	LSU	41 55					259	H	Louisiana	79 57
259	H	Louisiana	79 57	63	H	Arkansas	55 85					273	H	Norfolk St.	60 42
342	H	Savannah St.	74 51	32	A	Missouri	55 78					291	H	North Florida	82 69
196	H	Jacksonville St.	49 60	291	H	North Florida	82 69					293	H	Western Mich.	69 66
61	H	TCU	50 55	85	H	Troy	54 71					342	H	Savannah St.	74 51

Non-Div I Games:

Ole Miss

O  
l  
e  
M  
i  
s  
s



Average RPI Win:	319	WON-LOST	WINNING	LAST 10	STRENGTH OF	OPP. STRENGTH	TEAM	ADJ.	CONF.	ADJ CONF.
Average RPI Loss:	142	RECORD	PCT. RANK	GAMES	SCHEDULE	OF SCHEDULE	RPI	RPI	RPI	RPI
DIV. I ONLY	5- 12	272	2-8	269	253	302	302	18	18	
DIV. I NON-CONF.	4- 7	228	1- 0	289	273	283	283	16	16	
<hr/>										
TOTALS	RPI 1-25	RPI 26-50	W-L RECORDS	RPI 51-100	RPI 101-150	RPI 150+				
5- 12	0- 1	0- 1	OVERALL	0- 2	0- 1	5- 7				
3- 5	0- 1	0- 0	HOME	0- 0	0- 1	3- 3				
1- 6	0- 0	0- 1	AWAY	0- 2	0- 0	1- 3				
1- 1	0- 0	0- 0	NEUTRAL	0- 0	0- 0	1- 1				
4- 7	0- 0	0- 1	NON-CONFERENCE	0- 2	0- 0	4- 4				
2- 2	0- 0	0- 0	HOME	0- 0	0- 0	2- 2				
1- 4	0- 0	0- 1	AWAY	0- 2	0- 0	1- 1				
1- 1	0- 0	0- 0	NEUTRAL	0- 0	0- 0	1- 1				
1- 5	0- 1	0- 0	CONFERENCE	0- 0	0- 1	1- 3				
1- 3	0- 1	0- 0	HOME	0- 0	0- 1	1- 1				
0- 2	0- 0	0- 0	AWAY	0- 0	0- 0	0- 2				
0- 0	0- 0	0- 0	NEUTRAL	0- 0	0- 0	0- 0				

RPI 1-25				RPI 26-50				RPI 51-100				RPI 101+				Team's RPI: 302
RPI	S	Opponent	Score	RPI	S	Opponent	Score	RPI	S	Opponent	Score	RPI	S	Opponent	Score	
24	H	South Dakota	49 80	43	A	Kansas St.	46 61	67	A	Creighton	51 66	149	H	Denver	68 95	
								79	A	UNI	50 79	153	A	Montana St.	56 59	
												153	H	CSUN	52 64	
												168	H	Oral Roberts	56 71	
												171	H	Bradley	60 80	
												218	A	North Dakota	57 68	
												235	A	Western Ill.	70 78	
												243	N	Campbell	52 65	
												271	H	CSU Bakersfield	53 46	
												310	H	North Dakota St.	78 61	
												328	A	Detroit Mercy	51 42	
												339	H	USC Upstate	96 69	
												346	N	Florida A&M	57 50	
<hr/>																
LAST 12 Division I GAMES:																
346	N	Florida A&M	57 50	24	H	South Dakota	49 80	235	A	Western Ill.	70 78	218	A	North Dakota	57 68	
79	A	UNI	50 79	310	H	North Dakota St.	78 61	168	H	Oral Roberts	56 71	149	H	Denver	68 95	
153	A	Montana St.	56 59	171	H	Bradley	60 80	153	A	Montana St.	56 59					
271	H	CSU Bakersfield	53 46	67	A	Creighton	51 66									

Non-Div I Games: Graceland (IA) 81 39

Omaha

Average RPI Win:	244	WON-LOST	WINNING	LAST 10	STRENGTH OF	OPP. STRENGTH	TEAM	ADJ.	CONF.	ADJ CONF.
Average RPI Loss:	89	RECORD	PCT. RANK	GAMES	SCHEDULE	OF SCHEDULE	RPI	RPI	RPI	RPI

DIV. I ONLY	8- 10	201	5-5	151	141	168	168	18	18
DIV. I NON-CONF.	5- 6	177	0- 0	100	98	119	119	16	16
TOTALS	RPI 1-25	RPI 26-50	W-L RECORDS	RPI 51-100	RPI 101-150	RPI 150+			
8- 10	0- 3	0- 0	OVERALL	0- 3	1- 3	7- 1			
3- 4	0- 1	0- 0	HOME	0- 0	0- 2	3- 1			
5- 6	0- 2	0- 0	AWAY	0- 3	1- 1	4- 0			
0- 0	0- 0	0- 0	NEUTRAL	0- 0	0- 0	0- 0			
5- 6	0- 1	0- 0	NON-CONFERENCE	0- 3	1- 2	4- 0			
2- 2	0- 0	0- 0	HOME	0- 0	0- 2	2- 0			
3- 4	0- 1	0- 0	AWAY	0- 3	1- 0	2- 0			
0- 0	0- 0	0- 0	NEUTRAL	0- 0	0- 0	0- 0			
3- 4	0- 2	0- 0	CONFERENCE	0- 0	0- 1	3- 1			
1- 2	0- 1	0- 0	HOME	0- 0	0- 0	1- 1			
2- 2	0- 1	0- 0	AWAY	0- 0	0- 1	2- 0			
0- 0	0- 0	0- 0	NEUTRAL	0- 0	0- 0	0- 0			

RPI	S	Opponent	Score	RPI	S	Opponent	Score	RPI	S	Opponent	Score	RPI	S	Opponent	Score	Team's RPI: 168
12	A	Iowa	77 90					62	A	Oklahoma St.	69 89	124	H	UT Arlington	62 80	
24	H	South Dakota	72 76					63	A	Arkansas	61 74	134	A	Texas St.	81 64	
25	A	South Dakota St.	55 68					75	A	Kansas	58 70	135	H	Tulsa	68 76	
												149	A	Denver	76 93	
												193	H	UMKC	75 64	
												209	H	Southern Utah	64 59	
												215	A	Sam Houston St.	73 62	
												218	H	North Dakota	67 75	
												235	H	Western Ill.	68 64	
												302	A	Omaha	71 56	
												323	A	Houston Baptist	74 56	
												338	A	Purdue Fort Wayne	72 61	
LAST 12 Division I GAMES:																
149	A	Denver	76 93	24	H	South Dakota	72 76									
62	A	Oklahoma St.	69 89	25	A	South Dakota St.	55 68									
323	A	Houston Baptist	74 56	338	A	Purdue Fort Wayne	72 61									
215	A	Sam Houston St.	73 62	235	H	Western Ill.	68 64									
124	H	UT Arlington	62 80	218	H	North Dakota	67 75									
209	H	Southern Utah	64 59	302	A	Omaha	71 56									

Non-Div I Games: Harris-Stowe 74 46 Cent. Christian (KS) 47

Oral Roberts

Average RPI	Win:	91	WON-LOST	WINNING	LAST 10	STRENGTH OF	OPP. STRENGTH	TEAM	ADJ.	CONF.	ADJ CONF.
Average RPI	Loss:	28	RECORD	PCT. RANK	GAMES	SCHEDULE	OF SCHEDULE	RPI	RPI	RPI	RPI
DIV. I ONLY		16- 1		5	10-0	15	4	3	3	2	2
DIV. I NON-CONF.		10- 1		19	0- 0	15	31	2	2	2	2
-----											
TOTALS	RPI 1-25		RPI 26-50		W-L RECORDS	RPI 51-100		RPI 101-150		RPI 150+	
16- 1	4- 0		3- 1		OVERALL	3- 0		3- 0		3- 0	
10- 0	3- 0		1- 0		HOME	2- 0		2- 0		2- 0	
5- 1	1- 0		2- 1		AWAY	1- 0		1- 0		0- 0	
1- 0	0- 0		0- 0		NEUTRAL	0- 0		0- 0		1- 0	
10- 1	3- 0		2- 1		NON-CONFERENCE	0- 0		2- 0		3- 0	
6- 0	2- 0		1- 0		HOME	0- 0		1- 0		2- 0	
3- 1	1- 0		1- 1		AWAY	0- 0		1- 0		0- 0	
1- 0	0- 0		0- 0		NEUTRAL	0- 0		0- 0		1- 0	
6- 0	1- 0		1- 0		CONFERENCE	3- 0		1- 0		0- 0	
4- 0	1- 0		0- 0		HOME	2- 0		1- 0		0- 0	
2- 0	0- 0		1- 0		AWAY	1- 0		0- 0		0- 0	
0- 0	0- 0		0- 0		NEUTRAL	0- 0		0- 0		0- 0	

RPI	S	Opponent	Score	RPI	S	Opponent	Score	RPI	S	Opponent	Score	RPI	S	Opponent	Score
6	H	Syracuse	75 73	28	A	Michigan St.	82 88	54	H	Arizona	93 60	111	H	Washington	84 71
9	H	Mississippi St.	82 74	35	H	Buffalo	102 82	56	A	UCLA	72 52	146	H	UC Irvine	115 69
14	H	Arizona St.	77 71	46	A	Saint Mary's (CA)	79 55	93	H	Washington St.	98 58	150	A	Utah St.	88 58
25	A	South Dakota St.	87 79	48	A	Southern California	93 53					185	N	UC Riverside	94 44
												216	H	Air Force	82 36
												258	H	Long Beach St.	110 48
-----															
LAST 12 Division I GAMES:															
54	H	Arizona	93 60	14	H	Arizona St.	77 71								
216	H	Air Force	82 36	56	A	UCLA	72 52								
9	H	Mississippi St.	82 74	48	A	Southern California	93 53								
25	A	South Dakota St.	87 79	93	H	Washington St.	98 58								
28	A	Michigan St.	82 88	111	H	Washington	84 71								
258	H	Long Beach St.	110 48	146	H	UC Irvine	115 69								

Non-Div I Games: Alas. Fairbanks 115 36

Oregon

Average RPI Win: 143		WON-LOST	WINNING	LAST 10	STRENGTH OF	OPP. STRENGTH	TEAM	ADJ.	CONF.	ADJ CONF.
Average RPI Loss: 15		RECORD	PCT. RANK	GAMES	SCHEDULE	OF SCHEDULE	RPI	RPI	RPI	RPI
DIV. I ONLY		15- 3	23	8-2	146	2	42	42	2	2
DIV. I NON-CONF.		10- 2	37	0- 1	220	22	67	67	2	2
-----										
TOTALS		RPI 1-25	RPI 26-50		W-L RECORDS		RPI 51-100	RPI 101-150	RPI 150+	
15- 3		1- 2	2- 1		OVERALL		4- 0	2- 0	6- 0	
10- 1		0- 1	1- 0		HOME		3- 0	1- 0	5- 0	
2- 0		0- 0	1- 0		AWAY		1- 0	0- 0	0- 0	
3- 2		1- 1	0- 1		NEUTRAL		0- 0	1- 0	1- 0	
10- 2		1- 1	1- 1		NON-CONFERENCE		1- 0	1- 0	6- 0	
7- 0		0- 0	1- 0		HOME		1- 0	0- 0	5- 0	
0- 0		0- 0	0- 0		AWAY		0- 0	0- 0	0- 0	
3- 2		1- 1	0- 1		NEUTRAL		0- 0	1- 0	1- 0	
5- 1		0- 1	1- 0		CONFERENCE		3- 0	1- 0	0- 0	
3- 1		0- 1	0- 0		HOME		2- 0	1- 0	0- 0	
2- 0		0- 0	1- 0		AWAY		1- 0	0- 0	0- 0	
0- 0		0- 0	0- 0		NEUTRAL		0- 0	0- 0	0- 0	

RPI 1-25				RPI 26-50				Team's RPI: 42				RPI 51-100				RPI 101+			
RPI	S	Opponent	Score	RPI	S	Opponent	Score	RPI	S	Opponent	Score	RPI	S	Opponent	Score	RPI	S	Opponent	Score
1	N	Notre Dame	81 91	31	N	Texas A&M	70 76	51	H	Duke	71 57	110	N	Western Ky.	74 60				
14	H	Arizona St.	76 79	46	H	Saint Mary's (CA)	89 56	54	H	Arizona	86 64	111	H	Washington	78 67				
21	N	South Carolina	70 68	48	A	Southern California	76 52	56	A	UCLA	83 73	174	H	Santa Clara	82 31				
								93	H	Washington St.	76 69	177	N	Eastern Wash.	93 45				
												271	H	CSU Bakersfield	92 52				
												276	H	La Salle	100 46				
												306	H	Cal Poly	79 54				
												349	H	Ark. -Pine Bluff	89 33				
-----																			
LAST 12 Division I GAMES:																			
1	N	Notre Dame	81 91	21	N	South Carolina	70 68												
93	H	Washington St.	76 69	14	H	Arizona St.	76 79												
271	H	CSU Bakersfield	92 52	54	H	Arizona	86 64												
51	H	Duke	71 57	48	A	Southern California	76 52												
31	N	Texas A&M	70 76	56	A	UCLA	83 73												
177	N	Eastern Wash.	93 45	111	H	Washington	78 67												

Non-Div I Games:

Oregon St.

Average RPI	Win:	208	WON-LOST	WINNING	LAST 10	STRENGTH OF	OPP. STRENGTH	TEAM	ADJ.	CONF.	ADJ CONF.
Average RPI	Loss:	27	RECORD	PCT. RANK	GAMES	SCHEDULE	OF SCHEDULE	RPI	RPI	RPI	RPI
DIV. I ONLY		12- 5		67	6-4	132	98	64	64	7	7
DIV. I NON-CONF.		7- 3		83	0- 0	202	161	85	85	7	7
-----											
TOTALS	RPI 1-25		RPI 26-50		W-L RECORDS	RPI 51-100		RPI 101-150		RPI 150+	
12- 5	0- 3		1- 1		OVERALL	1- 1		2- 0		8- 0	
6- 1	0- 1		1- 0		HOME	1- 0		0- 0		4- 0	
6- 3	0- 2		0- 0		AWAY	0- 1		2- 0		4- 0	
0- 1	0- 0		0- 1		NEUTRAL	0- 0		0- 0		0- 0	
7- 3	0- 1		0- 1		NON-CONFERENCE	1- 1		1- 0		5- 0	
4- 0	0- 0		0- 0		HOME	1- 0		0- 0		3- 0	
3- 2	0- 1		0- 0		AWAY	0- 1		1- 0		2- 0	
0- 1	0- 0		0- 1		NEUTRAL	0- 0		0- 0		0- 0	
5- 2	0- 2		1- 0		CONFERENCE	0- 0		1- 0		3- 0	
2- 1	0- 1		1- 0		HOME	0- 0		0- 0		1- 0	
3- 1	0- 1		0- 0		AWAY	0- 0		1- 0		2- 0	
0- 0	0- 0		0- 0		NEUTRAL	0- 0		0- 0		0- 0	

RPI 1-25				RPI 26-50				RPI 51-100				Team's RPI: 64	RPI 101+			
RPI	S	Opponent	Score	RPI	S	Opponent	Score	RPI	S	Opponent	Score		RPI	S	Opponent	Score
10	A	Gonzaga	65 88	30	N	Cal i forni a	69 81	59	A	Lamar Uni versi ty	66 82		103	A	UC Davi s	83 80
17	A	UCF	57 64	46	H	Saint Mary's (CA)	76 67	78	H	Wyomi ng	70 64		128	A	Portl and	76 66
19	H	BYU	74 77										174	A	Santa Clara	74 70
													214	A	Cal St. Fullerton	72 64
													240	H	San Di ego	79 47
													251	A	San Franci sco	85 75
													298	H	UC Santa Barbara	69 53
													310	H	North Dakota St.	75 68
													318	A	San Jose St.	91 67
													336	H	Seattle U	75 61
LAST 12 Division I GAMES:																
251	A	San Francisco	85 75	174	A	Santa Clara	74 70									
214	A	Cal St. Fullerton	72 64	240	H	San Di ego	79 47									
59	A	Lamar University	66 82	19	H	BYU	74 77									
17	A	UCF	57 64	10	A	Gonzaga	65 88									
298	H	UC Santa Barbara	69 53	128	A	Portland	76 66									
336	H	Seattle U	75 61	46	H	Saint Mary's (CA)	76 67									

Non-Di v I Games:

Paci f i c



Average RPI Win: 159

Average RPI Loss: 60

WON-LOST  
RECORDWINNING  
PCT. RANKLAST 10  
GAMESSTRENGTH OF  
SCHEDULEOPP. STRENGTH  
OF SCHEDULETEAM  
RPIADJ.  
RPICONF.  
RPIADJ CONF.  
RPIDIV. I ONLY  
DIV. I NON-CONF.9- 9  
7- 4163  
1094-6  
0- 022  
6383  
126113  
99113  
994  
54  
5

TOTALS

RPI 1-25

RPI 26-50

W-L RECORDS

RPI 51-100

RPI 101-150

RPI 150+

9- 9 0- 2  
8- 5 0- 0  
1- 4 0- 2  
0- 0 0- 00- 4  
0- 2  
0- 2  
0- 0OVERALL  
HOME  
AWAY  
NEUTRAL2- 1  
2- 1  
0- 0  
0- 02- 2  
1- 2  
1- 0  
0- 05- 0  
5- 0  
0- 0  
0- 07- 4 0- 1  
6- 3 0- 0  
1- 1 0- 1  
0- 0 0- 00- 1  
0- 1  
0- 0  
0- 0NON-CONFERENCE  
HOME  
AWAY  
NEUTRAL2- 0  
2- 0  
0- 0  
0- 02- 2  
1- 2  
1- 0  
0- 03- 0  
3- 0  
0- 0  
0- 02- 5 0- 1  
2- 2 0- 0  
0- 3 0- 1  
0- 0 0- 00- 3  
0- 1  
0- 2  
0- 0CONFERENCE  
HOME  
AWAY  
NEUTRAL0- 1  
0- 1  
0- 0  
0- 00- 0  
0- 0  
0- 0  
0- 02- 0  
2- 0  
0- 0  
0- 0

RPI 1-25

RPI 26-50

RPI 51-100

RPI 101+

Team's RPI: 113

RPI	S	Opponent	Score
16	A	Rutgers	61 74
22	A	Florida St.	58 87

RPI	S	Opponent	Score
27	A	Maryl and	67 79
27	H	Maryl and	61 77
29	A	Indiana	75 83
30	H	Cal i forni a	58 75

RPI	S	Opponent	Score
89	H	Provi dence	74 72
91	H	Princeton	79 71
99	H	Ohio St.	71 76

RPI	S	Opponent	Score
129	H	Ameri can	80 59
139	A	Fordham	72 55
145	H	Stony Brook	70 81
147	H	Duquesne	58 64
161	H	Wi sconsi n	71 64
164	H	Illi noi s	62 48
203	H	Jacksonville	80 61
218	H	North Dakota	75 68
238	H	St. Bonaventure	80 65

LAST 12 Division I GAMES:

27	A	Maryl and	67	79	99	H	Ohio St.	71	76
129	H	Ameri can	80	59	164	H	Illi noi s	62	48
238	H	St. Bonaventure	80	65	16	A	Rutgers	61	74
147	H	Duquesne	58	64	161	H	Wi sconsi n	71	64
203	H	Jacksonville	80	61	29	A	Indiana	75	83
22	A	Florida St.	58	87	27	H	Maryl and	61	77

Non-Div I Games:

Penn St.

Average RPI Win:	242	WON-LOST	WINNING	LAST 10	STRENGTH OF	OPP. STRENGTH	TEAM	ADJ.	CONF.	ADJ CONF.
Average RPI Loss:	107	RECORD	PCT. RANK	GAMES	SCHEDULE	OF SCHEDULE	RPI	RPI	RPI	RPI
DIV. I ONLY	11- 6	90	6-4	296	109	160	160	7	7	
DIV. I NON-CONF.	6- 4	125	0- 0	346	169	232	232	7	7	
-----										
TOTALS	RPI 1-25	RPI 26-50	W-L RECORDS	RPI 51-100	RPI 101-150	RPI 150+				
11- 6	0- 2	0- 0	OVERALL	0- 1	2- 2	9- 1				
5- 1	0- 1	0- 0	HOME	0- 0	2- 0	3- 0				
4- 4	0- 1	0- 0	AWAY	0- 1	0- 2	4- 0				
2- 1	0- 0	0- 0	NEUTRAL	0- 0	0- 0	2- 1				
6- 4	0- 0	0- 0	NON-CONFERENCE	0- 1	0- 2	6- 1				
1- 0	0- 0	0- 0	HOME	0- 0	0- 0	1- 0				
3- 3	0- 0	0- 0	AWAY	0- 1	0- 2	3- 0				
2- 1	0- 0	0- 0	NEUTRAL	0- 0	0- 0	2- 1				
5- 2	0- 2	0- 0	CONFERENCE	0- 0	2- 0	3- 0				
4- 1	0- 1	0- 0	HOME	0- 0	2- 0	2- 0				
1- 1	0- 1	0- 0	AWAY	0- 0	0- 0	1- 0				
0- 0	0- 0	0- 0	NEUTRAL	0- 0	0- 0	0- 0				

RPI 1-25				RPI 26-50				RPI 51-100				RPI 101+ Team's RPI: 160			
RPI	S	Opponent	Score	RPI	S	Opponent	Score	RPI	S	Opponent	Score	RPI	S	Opponent	Score
10	H	Gonzaga	54 79					89	A	Provi dence	47 66	120	A	Idaho St.	63 65
19	A	BYU	58 83									125	A	Colorado	65 80
												128	H	Portl and	82 68
												133	H	Loyola Marymount	95 86
												174	H	Santa Clara	74 48
												239	N	Sacramento St.	113 97
												240	A	San Diego	74 55
												251	H	San Franci sco	69 50
												270	A	Hawai i	65 64
												276	N	La Salle	55 62
												280	N	Northern Ky.	51 46
												303	H	Weber St.	68 47
												306	A	Cal Poly	70 63
												336	A	Seattle U	78 64
LAST 12 Division I GAMES:															
133	H	Loyola Marymount	95 86	251	H	San Franci sco	69 50								
280	N	Northern Ky.	51 46	174	H	Santa Clara	74 48								
276	N	La Salle	55 62	240	A	San Diego	74 55								
89	A	Provi dence	47 66	19	A	BYU	58 83								
120	A	Idaho St.	63 65	10	H	Gonzaga	54 79								
303	H	Weber St.	68 47	128	H	Portl and	82 68								

Non-Div I Games:

Pepperdine



Average RPI Win:	165	WON-LOST	WINNING	LAST 10	STRENGTH OF	OPP. STRENGTH	TEAM	ADJ.	CONF.	ADJ CONF.
Average RPI Loss:	60	RECORD	PCT. RANK	GAMES	SCHEDULE	OF SCHEDULE	RPI	RPI	RPI	RPI
DIV. I ONLY	9- 10	188	4-6	18	35	88	88	1	1	
DIV. I NON-CONF.	9- 5	105	0- 0	91	93	89	89	1	1	
-----										
TOTALS	RPI 1-25	RPI 26-50	W-L RECORDS	RPI 51-100	RPI 101-150	RPI 150+				
9- 10	0- 4	0- 1	OVERALL	2- 2	4- 2	3- 1				
5- 6	0- 2	0- 1	HOME	0- 1	3- 2	2- 0				
2- 3	0- 2	0- 0	AWAY	1- 1	1- 0	0- 0				
2- 1	0- 0	0- 0	NEUTRAL	1- 0	0- 0	1- 1				
9- 5	0- 1	0- 0	NON-CONFERENCE	2- 1	4- 2	3- 1				
5- 3	0- 1	0- 0	HOME	0- 0	3- 2	2- 0				
2- 1	0- 0	0- 0	AWAY	1- 1	1- 0	0- 0				
2- 1	0- 0	0- 0	NEUTRAL	1- 0	0- 0	1- 1				
0- 5	0- 3	0- 1	CONFERENCE	0- 1	0- 0	0- 0				
0- 3	0- 1	0- 1	HOME	0- 1	0- 0	0- 0				
0- 2	0- 2	0- 0	AWAY	0- 0	0- 0	0- 0				
0- 0	0- 0	0- 0	NEUTRAL	0- 0	0- 0	0- 0				

RPI	S	Opponent	Score
1	A	Notre Dame	44 100
6	H	Syracuse	50 82
8	A	NC State	34 63
17	H	UCF	58 61

RPI	S	Opponent	Score
37	H	Clemson	59 65

RPI	S	Opponent	Score
63	N	Arkansas	61 54
77	H	Boston College	55 59
80	A	Northwestern	52 49
84	A	Georgetown	41 70

RPI	S	Opponent	Score
102	H	West Virginia	43 77
106	H	Youngstown St.	55 64
114	H	Cincinnati	65 48
115	H	UNCW	60 56
139	H	Fordham	65 62
147	A	Duquesne	66 58
161	N	Wisconsin	42 57
233	H	Saint Francis (PA)	78 75
286	H	New Orleans	90 38
305	N	Tennessee St.	78 56

## LAST 12 Division I GAMES:

37	H	Clemson	59 65	6	H	Syracuse	50 82
115	H	UNCW	60 56	77	H	Boston College	55 59
102	H	West Virginia	43 77	8	A	NC State	34 63
139	H	Fordham	65 62	1	A	Notre Dame	44 100
80	A	Northwestern	52 49	147	A	Duquesne	66 58
305	N	Tennessee St.	78 56	233	H	Saint Francis (PA)	78 75

Average RPI Win:	230	WON-LOST	WINNING	LAST 10	STRENGTH OF	OPP. STRENGTH	TEAM	ADJ.	CONF.	ADJ CONF.
Average RPI Loss:	86	RECORD	PCT. RANK	GAMES	SCHEDULE	OF SCHEDULE	RPI	RPI	RPI	RPI
DIV. I ONLY	7- 9	204	3-7	48	205	128	128	7	7	
DIV. I NON-CONF.	6- 3	91	0- 0	110	316	95	95	7	7	
-----										
TOTALS	RPI 1-25	RPI 26-50	W-L RECORDS	RPI 51-100	RPI 101-150	RPI 150+				
7- 9	0- 2	0- 1	OVERALL	0- 2	1- 3	6- 1				
3- 3	0- 0	0- 1	HOME	0- 1	1- 1	2- 0				
4- 5	0- 2	0- 0	AWAY	0- 0	0- 2	4- 1				
0- 1	0- 0	0- 0	NEUTRAL	0- 1	0- 0	0- 0				
6- 3	0- 0	0- 0	NON-CONFERENCE	0- 1	1- 2	5- 0				
3- 1	0- 0	0- 0	HOME	0- 0	1- 1	2- 0				
3- 1	0- 0	0- 0	AWAY	0- 0	0- 1	3- 0				
0- 1	0- 0	0- 0	NEUTRAL	0- 1	0- 0	0- 0				
1- 6	0- 2	0- 1	CONFERENCE	0- 1	0- 1	1- 1				
0- 2	0- 0	0- 1	HOME	0- 1	0- 0	0- 0				
1- 4	0- 2	0- 0	AWAY	0- 0	0- 1	1- 1				
0- 0	0- 0	0- 0	NEUTRAL	0- 0	0- 0	0- 0				

RPI 1-25				RPI 26-50				RPI 51-100				RPI 101+ Team's RPI: 128			
RPI	S	Opponent	Score	RPI	S	Opponent	Score	RPI	S	Opponent	Score	RPI	S	Opponent	Score
10	A	Gonzaga	71 97	46	H	Saint Mary's (CA)	91 98	54	N	Arizona	70 92	133	A	Loyola Marymount	58 76
19	A	BYU	71 79					64	H	Paci fi c	66 76	141	A	Portland St.	79 92
												146	H	UC Irvine	69 84
												150	H	Utah St.	61 54
												160	A	Pepperdi ne	68 82
												214	H	Cal St. Fullerton	83 74
												216	H	Air Force	79 60
												217	A	Utah Valley	65 60
												240	A	San Diego	69 60
												270	A	Hawaii	72 65
												303	A	Weber St.	89 73
-----															
LAST 12 Division I GAMES:															
19	A	BYU	71 79	240	A	San Di ego	69 60	10	A	Gonzaga	71 97				
216	H	Air Force	79 60	46	H	Saint Mary's (CA)	91 98	64	H	Paci fi c	66 76				
146	H	UC Irvine	69 84	133	A	Loyola Marymount	58 76	160	A	Pepperdi ne	68 82				
141	A	Portland St.	79 92												
150	H	Utah St.	61 54												
214	H	Cal St. Fullerton	83 74												

Non-Div I Games: Warner Paci fi c 98 63 Willamette 82 27

Portland

Average RPI Win:	231	WON-LOST	WINNING	LAST 10	STRENGTH OF	OPP. STRENGTH	TEAM	ADJ.	CONF.	ADJ CONF.
Average RPI Loss:	127	RECORD	PCT. RANK	GAMES	SCHEDULE	OF SCHEDULE	RPI	RPI	RPI	RPI
DIV. I ONLY	12- 2	18	8-2	328	184	141	141	15	15	
DIV. I NON-CONF.	7- 1	32	0- 0	342	207	182	182	12	12	
-----										
TOTALS	RPI 1-25	RPI 26-50	W-L RECORDS	RPI 51-100	RPI 101-150	RPI 150+				
12- 2	0- 0	0- 0	OVERALL	0- 0	3- 2	9- 0				
9- 1	0- 0	0- 0	HOME	0- 0	3- 1	6- 0				
3- 1	0- 0	0- 0	AWAY	0- 0	0- 1	3- 0				
0- 0	0- 0	0- 0	NEUTRAL	0- 0	0- 0	0- 0				
7- 1	0- 0	0- 0	NON-CONFERENCE	0- 0	2- 1	5- 0				
5- 1	0- 0	0- 0	HOME	0- 0	2- 1	3- 0				
2- 0	0- 0	0- 0	AWAY	0- 0	0- 0	2- 0				
0- 0	0- 0	0- 0	NEUTRAL	0- 0	0- 0	0- 0				
5- 1	0- 0	0- 0	CONFERENCE	0- 0	1- 1	4- 0				
4- 0	0- 0	0- 0	HOME	0- 0	1- 0	3- 0				
1- 1	0- 0	0- 0	AWAY	0- 0	0- 1	1- 0				
0- 0	0- 0	0- 0	NEUTRAL	0- 0	0- 0	0- 0				

RPI 1-25				RPI 26-50				RPI 51-100				RPI 101+				Team's RPI: 141
RPI	S	Opponent	Score	RPI	S	Opponent	Score	RPI	S	Opponent	Score	RPI	S	Opponent	Score	
												103	H	UC Davis	65	50
												107	A	Northern Colo.	63	79
												128	H	Portland	92	79
												144	H	Montana	78	60
												146	H	UC Irvine	68	73
												153	H	Montana St.	55	53
												209	H	Southern Utah	63	49
												226	H	UNLV	58	49
												255	H	Northern Ariz.	72	55
												265	A	UTEP	89	61
												303	A	Weber St.	77	59
												318	H	San Jose St.	80	51
												336	H	Seattle U	68	43
												337	A	Grand Canyon	60	55
-----																
LAST 12 Division I GAMES:																
				255	H	Northern Ariz.	72	55	209	H	Southern Utah	63	49			
				226	H	UNLV	58	49	303	A	Weber St.	77	59			
				337	A	Grand Canyon	60	55	144	H	Montana	78	60			
				265	A	UTEP	89	61	153	H	Montana St.	55	53			
				128	H	Portland	92	79	107	A	Northern Colo.	63	79			
				336	H	Seattle U	68	43	146	H	UC Irvine	68	73			

Non-Div I Games: Warner Pacific 102 49

Portland St.

Average RPI Win:	284	WON-LOST	WINNING	LAST 10	STRENGTH OF	OPP. STRENGTH	TEAM	ADJ.	CONF.	ADJ CONF.
Average RPI Loss:	110	RECORD	PCT. RANK	GAMES	SCHEDULE	OF SCHEDULE	RPI	RPI	RPI	RPI
DIV. I ONLY	4- 8	253	4-6	136	221	191	191	30	30	
DIV. I NON-CONF.	1- 7	319	0- 0	12	142	178	178	26	26	
-----										
TOTALS	RPI 1-25	RPI 26-50	W-L RECORDS	RPI 51-100	RPI 101-150	RPI 150+				
4- 8	0- 1	0- 1	OVERALL	0- 2	0- 2	4- 2				
1- 2	0- 0	0- 0	HOME	0- 0	0- 1	1- 1				
2- 6	0- 1	0- 1	AWAY	0- 2	0- 1	2- 1				
1- 0	0- 0	0- 0	NEUTRAL	0- 0	0- 0	1- 0				
1- 7	0- 1	0- 1	NON-CONFERENCE	0- 2	0- 2	1- 1				
0- 1	0- 0	0- 0	HOME	0- 0	0- 1	0- 0				
0- 6	0- 1	0- 1	AWAY	0- 2	0- 1	0- 1				
1- 0	0- 0	0- 0	NEUTRAL	0- 0	0- 0	1- 0				
3- 1	0- 0	0- 0	CONFERENCE	0- 0	0- 0	3- 1				
1- 1	0- 0	0- 0	HOME	0- 0	0- 0	1- 1				
2- 0	0- 0	0- 0	AWAY	0- 0	0- 0	2- 0				
0- 0	0- 0	0- 0	NEUTRAL	0- 0	0- 0	0- 0				

RPI 1-25				RPI 26-50				RPI 51-100				RPI 101+				Team's RPI: 191
RPI	S	Opponent	Score	RPI	S	Opponent	Score	RPI	S	Opponent	Score	RPI	S	Opponent	Score	
13	A	Iowa St.	46 94	31	A	Texas A&M	57 70	62	A	Oklahoma St.	50 70	101	H	Rice	58 68	
								63	A	Arkansas	44 71	125	A	Colorado	38 79	
												183	A	Southern U.	55 54	
												241	H	Texas Southern	44 52	
												247	A	UTRGV	50 57	
												269	N	A&M-Corpus Christi	67 59	
												332	H	Jackson St.	76 57	
												350	A	Alcorn	82 61	
LAST 12 Division I GAMES:																
332	H	Jackson St.	76 57	241	H	Texas Southern	44 52									
125	A	Colorado	38 79	350	A	Alcorn	82 61									
101	H	Rice	58 68	183	A	Southern U.	55 54									
269	N	A&M-Corpus Christi	67 59	31	A	Texas A&M	57 70									
247	A	UTRGV	50 57	13	A	Iowa St.	46 94									
62	A	Oklahoma St.	50 70	63	A	Arkansas	44 71									

Non-Div I Games: Jarvis Christian 117 32 Arlington Baptist 105 31

Prairie View

Average RPI Win: 312		WON-LOST	WINNING	LAST 10	STRENGTH OF		OPP. STRENGTH	TEAM	ADJ.	CONF.	ADJ CONF.
Loss: 190		RECORD	PCT. RANK	GAMES	SCHEDULE		OF SCHEDULE	RPI	RPI	RPI	RPI
DIV. I ONLY		4- 12	291	3-7	312		294	327	327	28	28
DIV. I NON-CONF.		2- 9	297	0- 0	283		247	321	321	29	29
TOTALS		RPI 1-25	RPI 26-50	W-L RECORDS		RPI 51-100	RPI 101-150	RPI 150+			
4- 12	0- 0	0- 1		OVERALL		0- 0	0- 3	4- 8			
3- 3	0- 0	0- 0		HOME		0- 0	0- 0	3- 3			
1- 9	0- 0	0- 1		AWAY		0- 0	0- 3	1- 5			
0- 0	0- 0	0- 0		NEUTRAL		0- 0	0- 0	0- 0			
2- 9	0- 0	0- 1		NON-CONFERENCE		0- 0	0- 3	2- 5			
1- 2	0- 0	0- 0		HOME		0- 0	0- 0	1- 2			
1- 7	0- 0	0- 1		AWAY		0- 0	0- 3	1- 3			
0- 0	0- 0	0- 0		NEUTRAL		0- 0	0- 0	0- 0			
2- 3	0- 0	0- 0		CONFERENCE		0- 0	0- 0	2- 3			
2- 1	0- 0	0- 0		HOME		0- 0	0- 0	2- 1			
0- 2	0- 0	0- 0		AWAY		0- 0	0- 0	0- 2			
0- 0	0- 0	0- 0		NEUTRAL		0- 0	0- 0	0- 0			

RPI 1-25				RPI 26-50				RPI 51-100				RPI 101+				Team's RPI: 327	
RPI	S	Opponent	Score	RPI	S	Opponent	Score	RPI	S	Opponent	Score	RPI	S	Opponent	Score		
				39	A	Tennessee	49 97					115	A	UNCW	48 63		
												118	A	Georgia	59 83		
												148	A	Davidson	56 83		
												156	A	High Point	40 79		
												172	A	Vanderbilt	43 78		
												225	A	Samford	54 75		
												234	H	Gardner-Webb	58 66		
												243	A	Campbell	46 51		
												245	A	Furman	68 76		
												272	H	Wofford	61 50		
												279	H	Ga. Southern	68 69		
												294	A	Col. of Charleston	71 65		
												300	H	South Carolina St.	48 57		
												339	H	USC Upstate	70 54		
												344	H	Longwood	81 66		
LAST 12 Division I Games:																	
				234	H	Gardner-Webb	58 66					339	H	USC Upstate	70 54		
				294	A	Col. of Charleston	71 65					156	A	High Point	40 79		
				148	A	Davidson	56 83					344	H	Longwood	81 66		
				279	H	Ga. Southern	68 69					243	A	Campbell	46 51		
				225	A	Samford	54 75					245	A	Furman	68 76		
				172	A	Vanderbilt	43 78					118	A	Georgia	59 83		

Non-Div I Games:

Presbyteri an

Loss, Non-Conf, S Site, H Home A Away N Neutral

Princeton				Through Games Of Jan. 20, 2019							
Average RPI	Win:	185	WON-LOST	WINNING	LAST 10	STRENGTH OF	OPP. STRENGTH	TEAM	ADJ.	CONF.	ADJ CONF.
Average RPI	Loss:	77	RECORD	PCT. RANK	GAMES	SCHEDULE	OF SCHEDULE	RPI	RPI	RPI	RPI
DIV. I ONLY			8- 8	163	7-3	56	91	91	91	11	11
DIV. I NON-CONF.			8- 7	160	0- 0	76	69	77	77	10	10
-----											
TOTALS	RPI 1-25			RPI 26-50		W-L RECORDS	RPI 51-100	RPI 101-150		RPI 150+	
8- 8	0- 1			0- 2		OVERALL	2- 3	2- 1		4- 1	
3- 2	0- 0			0- 0		HOME	1- 2	2- 0		0- 0	
5- 3	0- 0			0- 0		AWAY	1- 1	0- 1		4- 1	
0- 3	0- 1			0- 2		NEUTRAL	0- 0	0- 0		0- 0	
8- 7	0- 1			0- 2		NON-CONFERENCE	2- 2	2- 1		4- 1	
3- 1	0- 0			0- 0		HOME	1- 1	2- 0		0- 0	
5- 3	0- 0			0- 0		AWAY	1- 1	0- 1		4- 1	
0- 3	0- 1			0- 2		NEUTRAL	0- 0	0- 0		0- 0	
0- 1	0- 0			0- 0		CONFERENCE	0- 1	0- 0		0- 0	
0- 1	0- 0			0- 0		HOME	0- 1	0- 0		0- 0	
0- 0	0- 0			0- 0		AWAY	0- 0	0- 0		0- 0	
0- 0	0- 0			0- 0		NEUTRAL	0- 0	0- 0		0- 0	

RPI 1-25				RPI 26-50				RPI 51-100				Team's RPI: 91				RPI 101+			
RPI	S	Opponent	Score	RPI	S	Opponent	Score	RPI	S	Opponent	Score	RPI	S	Opponent	Score	RPI	S	Opponent	Score
6	N	Syracuse	61 92	43	N	Kansas St.	61 80	57	A	Villanova	46 67	113	A	Penn St.	71 79				
				44	N	DePaul	67 82	68	H	Quinnipiac	54 42	126	H	Marist	60 57				
								74	H	Seton Hall	66 70	148	H	Davidson	65 57				
								83	H	Penn	60 66	197	A	George Washington	49 64				
								96	A	Hartford	75 38	204	A	Rider	89 65				
												248	A	Monmouth	79 47				
												278	A	St. Francis Brooklyn	83 64				
												309	A	New Hampshire	90 42				
LAST 12 Division I GAMES:																			
				83	H	Penn	60 66					309	A	New Hampshire	90 42				
				148	H	Davidson	65 57					96	A	Hartford	75 38				
				57	A	Villanova	46 67					278	A	St. Francis Brooklyn	83 64				
				43	N	Kansas St.	61 80					126	H	Marist	60 57				
				6	N	Syracuse	61 92					248	A	Monmouth	79 47				
				44	N	DePaul	67 82					68	H	Quinnipiac	54 42				

Non-Div I Games:

Princeton

Average RPI	Win:	171	WON-LOST	WINNING	LAST 10	STRENGTH OF	OPP. STRENGTH	TEAM	ADJ.	CONF.	ADJ CONF.
Average RPI	Loss:	78	RECORD	PCT. RANK	GAMES	SCHEDULE	OF SCHEDULE	RPI	RPI	RPI	RPI
DIV. I ONLY		12- 8		118	6-4	81	77	89	89	5	5
DIV. I NON-CONF.		8- 4		91	1- 0	201	156	135	135	4	4
-----											
TOTALS	RPI 1-25		RPI 26-50		W-L RECORDS	RPI 51-100		RPI 101-150		RPI 150+	
12- 8	1- 1		0- 1		OVERALL	2- 4		2- 1		7- 1	
8- 3	1- 0		0- 0		HOME	1- 3		1- 0		5- 0	
3- 5	0- 1		0- 1		AWAY	1- 1		1- 1		1- 1	
1- 0	0- 0		0- 0		NEUTRAL	0- 0		0- 0		1- 0	
8- 4	0- 0		0- 0		NON-CONFERENCE	1- 2		1- 1		6- 1	
5- 2	0- 0		0- 0		HOME	0- 2		1- 0		4- 0	
2- 2	0- 0		0- 0		AWAY	1- 0		0- 1		1- 1	
1- 0	0- 0		0- 0		NEUTRAL	0- 0		0- 0		1- 0	
4- 4	1- 1		0- 1		CONFERENCE	1- 2		1- 0		1- 0	
3- 1	1- 0		0- 0		HOME	1- 1		0- 0		1- 0	
1- 3	0- 1		0- 1		AWAY	0- 1		1- 0		0- 0	
0- 0	0- 0		0- 0		NEUTRAL	0- 0		0- 0		0- 0	

RPI 1-25				RPI 26-50				RPI 51-100				Team's RPI: 89	RPI 101+			
RPI	S	Opponent	Score	RPI	S	Opponent	Score	RPI	S	Opponent	Score		RPI	S	Opponent	Score
15	A	Marquette	46 85	44	A	DePaul	62 88	53	H	Northeastern	59 65		105	A	St. John's (NY)	67 66
20	H	Butler	74 68					57	H	Villanova	67 61		112	H	Yale	59 42
								68	H	Quinnipiac	44 48		113	A	Penn St.	72 74
								74	A	Seton Hall	73 79		160	H	Pepperdine	66 47
								77	A	Boston College	61 57		173	A	Rhode Island	65 72
								84	H	Georgetown	52 68		175	H	Xavier	71 58
													211	H	Sacred Heart	62 52
													276	H	La Salle	77 47
													280	H	Northern Ky.	48 43
													288	N	Bryant	72 64
													292	A	UMass Lowell	71 47
-----																
LAST 12 Division I GAMES:																
288	N	Bryant	72 64	175	H	Xavier	71 58									
44	A	DePaul	62 88	20	H	Butler	74 68									
15	A	Marquette	46 85	74	A	Seton Hall	73 79									
276	H	La Salle	77 47	105	A	St. John's (NY)	67 66									
280	H	Northern Ky.	48 43	57	H	Villanova	67 61									
160	H	Pepperdine	66 47	84	H	Georgetown	52 68									

Non-Div I Games:

Providence

Average RPI Win: 144

Average RPI Loss: 58

WON-LOST  
RECORDWINNING  
PCT. RANKLAST 10  
GAMESSTRENGTH OF  
SCHEDULEOPP. STRENGTH  
OF SCHEDULETEAM  
RPIADJ.  
RPICONF.  
RPIADJ CONF.  
RPIDIV. I ONLY  
DIV. I NON-CONF.14- 6  
9- 475  
857-3  
0- 031  
7561  
11834  
7034  
704  
54  
5

TOTALS

RPI 1-25

RPI 26-50

W-L RECORDS

RPI 51-100

RPI 101-150

RPI 150+

14- 6

1- 3

2- 1

OVERALL

4- 0

0- 1

7- 1

11- 1

1- 1

2- 0

HOME

3- 0

0- 0

5- 0

2- 3

0- 1

0- 1

AWAY

1- 0

0- 0

1- 1

1- 2

0- 1

0- 0

NEUTRAL

0- 0

0- 1

1- 0

9- 4

0- 2

1- 1

NON-CONFERENCE

1- 0

0- 1

7- 0

7- 1

0- 1

1- 0

HOME

1- 0

0- 0

5- 0

1- 1

0- 0

0- 1

AWAY

0- 0

0- 0

1- 0

1- 2

0- 1

0- 0

NEUTRAL

0- 0

0- 1

1- 0

5- 2

1- 1

1- 0

CONFERENCE

3- 0

0- 0

0- 1

4- 0

1- 0

1- 0

HOME

2- 0

0- 0

0- 0

1- 2

0- 1

0- 0

AWAY

1- 0

0- 0

0- 1

0- 0

0- 0

0- 0

NEUTRAL

0- 0

0- 0

0- 0

RPI 1-25

RPI 26-50

Team's RPI: 34

RPI 51-100

RPI 101+

RPI	S	Opponent	Score
7	N	UConn	40 86
12	H	Iowa	62 57
16	A	Rutgers	63 65
21	H	South Carolina	73 82

RPI	S	Opponent	Score
29	H	Indiana	56 53
36	H	Miami (FL)	74 63
38	A	Ohio	73 80

RPI	S	Opponent	Score
65	H	Michigan	71 70
66	H	Harvard	66 65
80	A	Northwestern	57 54
99	H	Ohio St.	60 42

RPI	S	Opponent	Score
105	N	St. John's (NY)	62 68
161	A	Wisconsin	69 76
171	H	Bradley	74 61
188	A	Ball St.	80 38
195	N	Ole Miss	70 59
220	H	Loyola Chicago	65 41
235	H	Western Ill.	81 60
282	H	Albany (NY)	53 41
338	H	Purdue Fort Wayne	78 44

LAST 12 Division I GAMES:

29	H	Indiana	56 53	16	A	Rutgers	63 65
171	H	Bradley	74 61	80	A	Northwestern	57 54
282	H	Albany (NY)	53 41	12	H	Iowa	62 57
21	H	South Carolina	73 82	65	H	Michigan	71 70
220	H	Loyola Chicago	65 41	161	A	Wisconsin	69 76
38	A	Ohio	73 80	99	H	Ohio St.	60 42

Non-Div I Games:

Purdue

Loss, 
Non-Conf, 
S Site, 
H Home
A Away 
N Neutral



Average RPI Win:	343	WON-LOST	WINNING	LAST 10	STRENGTH OF	OPP. STRENGTH	TEAM	ADJ.	CONF.	ADJ CONF.
Average RPI Loss:	189	RECORD	PCT. RANK	GAMES	SCHEDULE	OF SCHEDULE	RPI	RPI	RPI	RPI

DIV. I ONLY	1- 14	339	1-9	273	260	338	338	18	18
DIV. I NON-CONF.	1- 8	322	0- 0	299	328	341	341	16	16
-----									
TOTALS	RPI 1-25	RPI 26-50	W-L RECORDS	RPI 51-100	RPI 101-150	RPI 150+			
1- 14	0- 2	0- 1	OVERALL	0- 0	0- 0	1- 11			
0- 5	0- 1	0- 0	HOME	0- 0	0- 0	0- 4			
1- 9	0- 1	0- 1	AWAY	0- 0	0- 0	1- 7			
0- 0	0- 0	0- 0	NEUTRAL	0- 0	0- 0	0- 0			
1- 8	0- 0	0- 1	NON-CONFERENCE	0- 0	0- 0	1- 7			
0- 3	0- 0	0- 0	HOME	0- 0	0- 0	0- 3			
1- 5	0- 0	0- 1	AWAY	0- 0	0- 0	1- 4			
0- 0	0- 0	0- 0	NEUTRAL	0- 0	0- 0	0- 0			
0- 6	0- 2	0- 0	CONFERENCE	0- 0	0- 0	0- 4			
0- 2	0- 1	0- 0	HOME	0- 0	0- 0	0- 1			
0- 4	0- 1	0- 0	AWAY	0- 0	0- 0	0- 3			
0- 0	0- 0	0- 0	NEUTRAL	0- 0	0- 0	0- 0			

RPI 1-25				RPI 26-50				RPI 51-100				RPI 101+ Team's RPI: 338			
RPI	S	Opponent	Score	RPI	S	Opponent	Score	RPI	S	Opponent	Score	RPI	S	Opponent	Score
24	A	South Dakota	51 69	34	A	Purdue	44 78					168	H	Oral Roberts	61 72
25	H	South Dakota St.	52 85									184	H	Eastern Mi ch.	72 87
												186	A	Mi lwaukee	48 70
												199	H	SIUE	49 57
												218	A	North Dakota	60 79
												220	A	Loyol a Chi cago	67 81
												235	A	Western Ill.	59 73
												249	A	Eastern Ill.	63 72
												293	A	Western Mi ch.	61 69
												307	H	Valparai so	64 68
												310	A	North Dakota St.	54 70
												343	A	Evansvi l e	72 66
LAST 12 Division I GAMES:															
235	A	Western Ill.	59 73	24	A	South Dakota	51 69								
184	H	Eastern Mi ch.	72 87	168	H	Oral Roberts	61 72								
186	A	Mi lwaukee	48 70	25	H	South Dakota St.	52 85								
220	A	Loyol a Chi cago	67 81	218	A	North Dakota	60 79								
199	H	SIUE	49 57	310	A	North Dakota St.	54 70								
343	A	Evansvi l e	72 66	307	H	Valparai so	64 68								

Non-Div I Games: Taylor (IN) 84 74 Goshen 86 45 Ind. -Kokomo 87 50

Average RPI	Win: 207	WON-LOST RECORD	WINNING PCT. RANK	LAST 10 GAMES	STRENGTH OF SCHEDULE	OPP. STRENGTH OF SCHEDULE	TEAM RPI	ADJ. RPI	CONF. RPI	ADJ CONF. RPI
Average RPI	Loss: 39									
DIV. I ONLY	11- 6	90	7-3	74	112	68	68	27	27	
DIV. I NON-CONF.	5- 6	177	1- 0	21	14	57	57	28	28	
-----										
TOTALS	RPI 1-25	RPI 26-50	W-L RECORDS	RPI 51-100	RPI 101-150	RPI 150+				
11- 6	0- 3	0- 1	OVERALL	2- 2	2- 0	7- 0				
4- 2	0- 2	0- 0	HOME	0- 0	0- 0	4- 0				
6- 2	0- 0	0- 0	AWAY	2- 2	2- 0	2- 0				
1- 2	0- 1	0- 1	NEUTRAL	0- 0	0- 0	1- 0				
5- 6	0- 3	0- 1	NON-CONFERENCE	2- 2	1- 0	2- 0				
1- 2	0- 2	0- 0	HOME	0- 0	0- 0	1- 0				
3- 2	0- 0	0- 0	AWAY	2- 2	1- 0	0- 0				
1- 2	0- 1	0- 1	NEUTRAL	0- 0	0- 0	1- 0				
6- 0	0- 0	0- 0	CONFERENCE	0- 0	1- 0	5- 0				
3- 0	0- 0	0- 0	HOME	0- 0	0- 0	3- 0				
3- 0	0- 0	0- 0	AWAY	0- 0	1- 0	2- 0				
0- 0	0- 0	0- 0	NEUTRAL	0- 0	0- 0	0- 0				

RPI	S	Opponent	Score	RPI	S	Opponent	Score	RPI	S	Opponent	Score	RPI	S	Opponent	Score
17	H	UCF	45 47	32	N	Missouri	51 65	52	A	Bucknell	58 75	123	A	Drexel	56 52
18	H	Central Mich.	52 67					66	A	Harvard	72 67	126	A	Marist	76 69
23	N	Texas	55 56					89	A	Providence	48 44	188	N	Ball St.	69 66
								91	A	Princeton	42 54	242	A	Niagara	96 55
												248	H	Monmouth	67 38
												283	H	Richmond	65 48
												295	A	Canisius	55 42
												304	H	Saint Peter's	90 45
												313	H	Fairfield	81 36
-----															
LAST 12 Division I GAMES:															
188	N	Ball St.	69 66	32	N	Missouri	51 65	295	A	Canisius	55 42	242	A	Niagara	96 55
313	H	Fairfield	81 36					248	H	Monmouth	67 38	126	A	Marist	76 69
17	H	UCF	45 47					42	A	Princeton	42 54	283	H	Richmond	65 48
283	H	Richmond	65 48					126	A	Marist	76 69	295	A	Canisius	55 42
91	A	Princeton	42 54					304	H	Saint Peter's	90 45	313	H	Fairfield	81 36
18	H	Central Mich.	52 67												

Non-Div I Games:

Qui nni pi ac

Average RPI Win: 229

Average RPI Loss: 129

WON-LOST  
RECORDWINNING  
PCT. RANKLAST 10  
GAMESSTRENGTH OF  
SCHEDULEOPP. STRENGTH  
OF SCHEDULETEAM  
RPIADJ.  
RPICONF.  
RPIADJ CONF.  
RPIDIV. I ONLY  
DIV. I NON-CONF.10- 6  
5- 5104  
1627-3  
0- 0215  
123217  
121138  
121138  
12128  
2928  
29

TOTALS

RPI 1-25

RPI 26-50

W-L RECORDS

RPI 51-100

RPI 101-150

RPI 150+

10- 6

0- 1

0- 0

OVERALL

1- 2

1- 0

8- 3

5- 1

0- 0

0- 0

HOME

0- 0

0- 0

5- 1

4- 4

0- 1

0- 0

AWAY

1- 1

1- 0

2- 2

1- 1

0- 0

0- 0

NEUTRAL

0- 1

0- 0

1- 0

5- 5

0- 1

0- 0

NON-CONFERENCE

1- 2

1- 0

3- 2

2- 1

0- 0

0- 0

HOME

0- 0

0- 0

2- 1

2- 3

0- 1

0- 0

AWAY

1- 1

1- 0

0- 1

1- 1

0- 0

0- 0

NEUTRAL

0- 1

0- 0

1- 0

5- 1

0- 0

0- 0

CONFERENCE

0- 0

0- 0

5- 1

3- 0

0- 0

0- 0

HOME

0- 0

0- 0

3- 0

2- 1

0- 0

0- 0

AWAY

0- 0

0- 0

2- 1

0- 0

0- 0

0- 0

NEUTRAL

0- 0

0- 0

0- 0

RPI 1-25

RPI 26-50

RPI 51-100

RPI 101+

Team's RPI: 138

RPI	S	Opponent	Score
8	A	NC State	58 75

RPI	S	Opponent	Score
-----	---	----------	-------

RPI	S	Opponent	Score
71	N	Nebraska	39 77
72	A	Virginia Tech	44 55
98	A	Virginia	57 44

RPI	S	Opponent	Score
127	A	VCU	54 49
156	H	High Point	80 58
165	H	Morehead St.	72 79
194	H	UNC Asheville	60 46
208	A	Hampton	54 68
231	N	Temple	56 50
236	H	ETSU	79 64
250	A	Mt. St. Mary's	77 89
266	H	Winthrop	70 49
300	H	South Carolina St.	61 31
334	A	Charleston So.	67 41
344	A	Longwood	68 34

LAST 12 Division I GAMES:

344	A	Longwood	68 34
127	A	VCU	54 49
165	H	Morehead St.	72 79
98	A	Virginia	57 44
72	A	Virginia Tech	44 55
71	N	Nebraska	39 77

334	A	Charleston So.	67 41
266	H	Winthrop	70 49
208	A	Hampton	54 68
156	H	High Point	80 58
194	H	UNC Asheville	60 46
250	A	Mt. St. Mary's	77 89

Non-Div I Games:

Shepherd

60 46

Radford

Average RPI	Win:	219	WON-LOST	WINNING	LAST 10	STRENGTH OF	OPP. STRENGTH	TEAM	ADJ.	CONF.	ADJ CONF.
Average RPI	Loss:	112	RECORD	PCT. RANK	GAMES	SCHEDULE	OF SCHEDULE	RPI	RPI	RPI	RPI
DIV. I ONLY		7- 10		220	2-8	105	174	173	173	17	17
DIV. I NON-CONF.		5- 7		206	1- 0	51	179	141	141	17	17
<hr/>											
TOTALS	RPI 1-25		RPI 26-50		W-L RECORDS	RPI 51-100		RPI 101-150		RPI 150+	
7- 10	0- 0		0- 2		OVERALL	1- 3		0- 3		6- 2	
3- 5	0- 0		0- 0		HOME	1- 3		0- 1		2- 1	
4- 5	0- 0		0- 2		AWAY	0- 0		0- 2		4- 1	
0- 0	0- 0		0- 0		NEUTRAL	0- 0		0- 0		0- 0	
5- 7	0- 0		0- 2		NON-CONFERENCE	1- 3		0- 1		4- 1	
3- 3	0- 0		0- 0		HOME	1- 3		0- 0		2- 0	
2- 4	0- 0		0- 2		AWAY	0- 0		0- 1		2- 1	
0- 0	0- 0		0- 0		NEUTRAL	0- 0		0- 0		0- 0	
2- 3	0- 0		0- 0		CONFERENCE	0- 0		0- 2		2- 1	
0- 2	0- 0		0- 0		HOME	0- 0		0- 1		0- 1	
2- 1	0- 0		0- 0		AWAY	0- 0		0- 1		2- 0	
0- 0	0- 0		0- 0		NEUTRAL	0- 0		0- 0		0- 0	

RPI 1-25				RPI 26-50				RPI 51-100				RPI 101+				Team's RPI: 173	
RPI	S	Opponent	Score	RPI	S	Opponent	Score	RPI	S	Opponent	Score	RPI	S	Opponent	Score		
				26	A	Kentucky	52 75	66	H	Harvard	47 80	116	A	Minnesota	71 91		
				37	A	Clemson	67 80					127	A	VCU	39 74		
								77	H	Boston College	64 88	148	H	Davidson	67 77		
								89	H	Providence	72 65	197	H	George Washington	59 64		
								96	H	Hartford	51 65	206	A	Saint Louis	68 56		
												207	H	Brown	72 67		
												218	H	North Dakota	77 63		
												227	A	Holy Cross	65 73		
												257	A	Robert Morris	46 41		
												275	A	Vermont	61 58		
												283	A	Richmond	66 60		
LAST 12 Division I GAMES:																	
				207	H	Brown	72 67	127	A	VCU	39 74						
				116	A	Minnesota	71 91	206	A	Saint Louis	68 56						
				96	H	Hartford	51 65	148	H	Davidson	67 77						
				37	A	Clemson	67 80	197	H	George Washington	59 64						
				26	A	Kentucky	52 75	283	A	Richmond	66 60						
				89	H	Providence	72 65	66	H	Harvard	47 80						

Non-Div I Games:

Rhode Island

Average RPI Win:	222	WON-LOST	WINNING	LAST 10	STRENGTH OF	OPP. STRENGTH	TEAM	ADJ.	CONF.	ADJ CONF.
Average RPI Loss:	44	RECORD	PCT. RANK	GAMES	SCHEDULE	OF SCHEDULE	RPI	RPI	RPI	RPI
DIV. I ONLY	14- 3	28	9-1	314	54	101	101	16	16	
DIV. I NON-CONF.	9- 3	61	0- 0	312	40	115	115	19	19	
-----										
TOTALS	RPI 1-25	RPI 26-50	W-L RECORDS	RPI 51-100	RPI 101-150	RPI 150+				
14- 3	0- 0	0- 2	OVERALL	1- 1	1- 0	12- 0				
8- 0	0- 0	0- 0	HOME	0- 0	0- 0	8- 0				
5- 2	0- 0	0- 1	AWAY	1- 1	1- 0	3- 0				
1- 1	0- 0	0- 1	NEUTRAL	0- 0	0- 0	1- 0				
9- 3	0- 0	0- 2	NON-CONFERENCE	1- 1	0- 0	8- 0				
5- 0	0- 0	0- 0	HOME	0- 0	0- 0	5- 0				
3- 2	0- 0	0- 1	AWAY	1- 1	0- 0	2- 0				
1- 1	0- 0	0- 1	NEUTRAL	0- 0	0- 0	1- 0				
5- 0	0- 0	0- 0	CONFERENCE	0- 0	1- 0	4- 0				
3- 0	0- 0	0- 0	HOME	0- 0	0- 0	3- 0				
2- 0	0- 0	0- 0	AWAY	0- 0	1- 0	1- 0				
0- 0	0- 0	0- 0	NEUTRAL	0- 0	0- 0	0- 0				

RPI 1-25				RPI 26-50				RPI 51-100				RPI 101+				Team's RPI: 101	
RPI	S	Opponent	Score	RPI	S	Opponent	Score	RPI	S	Opponent	Score	RPI	S	Opponent	Score		
				31	A	Texas A&M	54 65	56	A	UCLA	50 59	136	A	Louisiana Tech	61 51		
				45	N	North Carolina	50 71	100	A	Little Rock	79 65	176	H	Georgia St.	66 49		
												189	H	North Texas	64 52		
												191	A	Prairie View	68 58		
												202	N	Coastal Caro.	56 52		
												210	A	Southern Miss.	58 47		
												222	H	SMU	66 52		
												241	H	Texas Southern	76 71		
												253	H	UTSA	85 54		
												265	H	UTEP	76 42		
												286	H	New Orleans	67 56		
												315	A	Incarnate Word	74 63		
												319	H	McNeese	93 65		
LAST 12 Division I GAMES:																	
				189	H	North Texas	64 52	265	H	UTEP	76 42						
				45	N	North Carolina	50 71	253	H	UTSA	85 54						
				222	H	SMU	66 52	136	A	Louisiana Tech	61 51						
				191	A	Prairie View	68 58	210	A	Southern Miss.	58 47						
				286	H	New Orleans	67 56	315	A	Incarnate Word	74 63						
				319	H	McNeese	93 65	202	N	Coastal Caro.	56 52						

Non-Div I Games:

Rice

Average RPI Win:	263	WON-LOST	WINNING	LAST 10	STRENGTH OF	OPP. STRENGTH	TEAM	ADJ.	CONF.	ADJ CONF.
Average RPI Loss:	134	RECORD	PCT. RANK	GAMES	SCHEDULE	OF SCHEDULE	RPI	RPI	RPI	RPI
DIV. I ONLY	3- 15	319	2-8	114	170	283	283	17	17	
DIV. I NON-CONF.	3- 10	278	0- 0	131	164	274	274	17	17	
-----										
TOTALS	RPI 1-25	RPI 26-50	W-L RECORDS	RPI 51-100	RPI 101-150	RPI 150+				
3- 15	0- 1	0- 1	OVERALL	0- 3	0- 6	3- 4				
3- 6	0- 0	0- 1	HOME	0- 1	0- 2	3- 2				
0- 8	0- 1	0- 0	AWAY	0- 1	0- 4	0- 2				
0- 1	0- 0	0- 0	NEUTRAL	0- 1	0- 0	0- 0				
3- 10	0- 1	0- 1	NON-CONFERENCE	0- 3	0- 2	3- 3				
3- 4	0- 0	0- 1	HOME	0- 1	0- 1	3- 1				
0- 5	0- 1	0- 0	AWAY	0- 1	0- 1	0- 2				
0- 1	0- 0	0- 0	NEUTRAL	0- 1	0- 0	0- 0				
0- 5	0- 0	0- 0	CONFERENCE	0- 0	0- 4	0- 1				
0- 2	0- 0	0- 0	HOME	0- 0	0- 1	0- 1				
0- 3	0- 0	0- 0	AWAY	0- 0	0- 3	0- 0				
0- 0	0- 0	0- 0	NEUTRAL	0- 0	0- 0	0- 0				

RPI	S	Opponent	Score	RPI	S	Opponent	Score	RPI	S	Opponent	Score	RPI	S	Opponent	Score	Team's RPI: 283
17	A	UCF	48 70	38	H	Ohio	58 109	68	A	Qui nni pi ac	48 65	119	A	Wake Forest	48 62	
								72	N	Vi rgi ni a Tech	57 85	123	H	Drexel	35 58	
								84	H	Georgetown	53 73	127	H	VCU	43 68	
												139	A	Fordham	48 60	
												147	A	Duquesne	54 80	
												148	A	Davi dson	55 78	
												155	A	William & Mary	55 65	
												173	H	Rhode Island	60 66	
												223	H	Howard	67 60	
												246	H	UMES	57 55	
												290	A	Fla. Atlantic	55 69	
												313	H	Fairfield	40 58	
												320	H	UNC Greensboro	59 48	
-----																
LAST 12 Division I GAMES:																
147	A	Duquesne	54 80	148	A	Davi dson	55 78									
38	H	Ohio	58 109	127	H	VCU	43 68									
68	A	Qui nni pi ac	48 65	139	A	Fordham	48 60									
223	H	Howard	67 60	173	H	Rhode Island	60 66									
155	A	William & Mary	55 65	320	H	UNC Greensboro	59 48									
72	N	Vi rgi ni a Tech	57 85	123	H	Drexel	35 58									

Non-Div I Games:

Ri chmond

Average RPI Win:	290	WON-LOST	WINNING	LAST 10	STRENGTH OF	OPP. STRENGTH	TEAM	ADJ.	CONF.	ADJ CONF.
Average RPI Loss:	143	RECORD	PCT. RANK	GAMES	SCHEDULE	OF SCHEDULE	RPI	RPI	RPI	RPI
DIV. I ONLY	10- 7	124	7-3	317	239	204	204	27	27	
DIV. I NON-CONF.	4- 7	228	0- 1	240	196	249	249	28	28	
-----										
TOTALS	RPI 1-25	RPI 26-50	W-L RECORDS	RPI 51-100	RPI 101-150	RPI 150+				
10- 7	0- 0	0- 0	OVERALL	0- 4	0- 0	10- 3				
4- 3	0- 0	0- 0	HOME	0- 2	0- 0	4- 1				
6- 3	0- 0	0- 0	AWAY	0- 1	0- 0	6- 2				
0- 1	0- 0	0- 0	NEUTRAL	0- 1	0- 0	0- 0				
4- 7	0- 0	0- 0	NON-CONFERENCE	0- 4	0- 0	4- 3				
2- 3	0- 0	0- 0	HOME	0- 2	0- 0	2- 1				
2- 3	0- 0	0- 0	AWAY	0- 1	0- 0	2- 2				
0- 1	0- 0	0- 0	NEUTRAL	0- 1	0- 0	0- 0				
6- 0	0- 0	0- 0	CONFERENCE	0- 0	0- 0	6- 0				
2- 0	0- 0	0- 0	HOME	0- 0	0- 0	2- 0				
4- 0	0- 0	0- 0	AWAY	0- 0	0- 0	4- 0				
0- 0	0- 0	0- 0	NEUTRAL	0- 0	0- 0	0- 0				

RPI 1-25				RPI 26-50				RPI 51-100				RPI 101+				Team's RPI: 204	
RPI	S	Opponent	Score	RPI	S	Opponent	Score	RPI	S	Opponent	Score	RPI	S	Opponent	Score		
								52	A	Bucknell	59 80	198	H	Navy	60 66		
								77	N	Boston College	61 112	227	A	Holy Cross	61 71		
								84	H	Georgetown	49 79	248	A	Monmouth	55 43		
								91	H	Princeton	65 89	250	H	Mt. St. Mary's	85 67		
												256	A	Binghamton	62 57		
												262	A	Siena	55 52		
												275	A	Vermont	49 54		
												277	A	Saint Joseph's	56 54		
												304	H	Saint Peter's	60 38		
												313	H	Fairfield	62 59		
												314	H	NJIT	67 46		
												331	A	Iona	66 58		
												340	A	Manhattan	73 63		
LAST 12 Division I GAMES:																	
				77	N	Boston College	61 112	340	A	Manhattan	73 63						
				84	H	Georgetown	49 79	304	H	Saint Peter's	60 38						
				52	A	Bucknell	59 80	331	A	Iona	66 58						
				256	A	Binghamton	62 57	262	A	Siena	55 52						
				198	H	Navy	60 66	248	A	Monmouth	55 43						
				314	H	NJIT	67 46	313	H	Fairfield	62 59						

Non-Div I Games:

Rider

Average RPI Win:	305	WON-LOST	WINNING	LAST 10	STRENGTH OF	OPP. STRENGTH	TEAM	ADJ.	CONF.	ADJ CONF.
Average RPI Loss:	126	RECORD	PCT. RANK	GAMES	SCHEDULE	OF SCHEDULE	RPI	RPI	RPI	RPI
DIV. I ONLY	7- 8	193	7-3	305	240	257	257	31	31	
DIV. I NON-CONF.	2- 8	293	0- 1	248	87	314	314	31	31	
-----										
TOTALS	RPI 1-25	RPI 26-50	W-L RECORDS	RPI 51-100	RPI 101-150	RPI 150+				
7- 8	0- 1	0- 0	OVERALL	0- 2	0- 2	7- 3				
4- 3	0- 0	0- 0	HOME	0- 2	0- 0	4- 1				
3- 4	0- 1	0- 0	AWAY	0- 0	0- 2	3- 1				
0- 1	0- 0	0- 0	NEUTRAL	0- 0	0- 0	0- 1				
2- 8	0- 1	0- 0	NON-CONFERENCE	0- 2	0- 2	2- 3				
2- 3	0- 0	0- 0	HOME	0- 2	0- 0	2- 1				
0- 4	0- 1	0- 0	AWAY	0- 0	0- 2	0- 1				
0- 1	0- 0	0- 0	NEUTRAL	0- 0	0- 0	0- 1				
5- 0	0- 0	0- 0	CONFERENCE	0- 0	0- 0	5- 0				
2- 0	0- 0	0- 0	HOME	0- 0	0- 0	2- 0				
3- 0	0- 0	0- 0	AWAY	0- 0	0- 0	3- 0				
0- 0	0- 0	0- 0	NEUTRAL	0- 0	0- 0	0- 0				

RPI 1-25				RPI 26-50				RPI 51-100				RPI 101+				Team's RPI: 257
RPI	S	Opponent	Score	RPI	S	Opponent	Score	RPI	S	Opponent	Score	RPI	S	Opponent	Score	
12	A	Iowa	63 92					58	H	James Madison	36 59	106	A	Youngstown St.	59 69	
								76	H	Kent St.	46 54	133	A	Loyola Marymount	53 61	
												173	H	Rhode Island	41 46	
												222	N	SMU	55 60	
												228	A	Bowling Green	60 61	
												250	H	Mt. St. Mary's	70 58	
												276	H	La Salle	67 39	
												278	A	St. Francis Brooklyn	75 56	
												288	A	Bryant	60 57	
												345	H	Fairleigh Dickinson	71 49	
												347	H	Delaware St.	64 63	
												351	A	LIU Brooklyn	89 37	
LAST 12 Division I GAMES:																
133	A	Loyola Marymount	53 61	288	A	Bryant	60 57									
347	H	Delaware St.	64 63	351	A	LIU Brooklyn	89 37									
76	H	Kent St.	46 54	278	A	St. Francis Brooklyn	75 56									
12	A	Iowa	63 92	345	H	Fairleigh Dickinson	71 49									
222	N	SMU	55 60	250	H	Mt. St. Mary's	70 58									
228	A	Bowling Green	60 61	58	H	James Madison	36 59									

Non-Div I Games: Pitt.-Johnstown 73 53

Robert Morris



Average RPI Win: 135

Average RPI Loss: 31

WON-LOST  
RECORDWINNING  
PCT. RANKLAST 10  
GAMESSTRENGTH OF  
SCHEDULEOPP. STRENGTH  
OF SCHEDULETEAM  
RPIADJ.  
RPICONF.  
RPIADJ CONF.  
RPIDIV. I ONLY  
DIV. I NON-CONF.

15- 3

23

10-0

35

38

16

16

4

4

8- 3

71

1- 1

84

70

51

51

5

5

TOTALS

RPI 1-25

RPI 26-50

W-L RECORDS

RPI 51-100

RPI 101-150

RPI 150+

15- 3

0- 2

4- 0

OVERALL

3- 1

2- 0

6- 0

10- 0

0- 0

3- 0

HOME

1- 0

2- 0

4- 0

4- 1

0- 0

1- 0

AWAY

2- 1

0- 0

1- 0

1- 2

0- 2

0- 0

NEUTRAL

0- 0

0- 0

1- 0

8- 3

0- 2

1- 0

NON-CONFERENCE

1- 1

1- 0

5- 0

6- 0

0- 0

1- 0

HOME

0- 0

1- 0

4- 0

1- 1

0- 0

0- 0

AWAY

1- 1

0- 0

0- 0

1- 2

0- 2

0- 0

NEUTRAL

0- 0

0- 0

1- 0

7- 0

0- 0

3- 0

CONFERENCE

2- 0

1- 0

1- 0

4- 0

0- 0

2- 0

HOME

1- 0

1- 0

0- 0

3- 0

0- 0

1- 0

AWAY

1- 0

0- 0

1- 0

0- 0

0- 0

0- 0

NEUTRAL

0- 0

0- 0

0- 0

RPI 1-25 Team's RPI: 16

RPI 26-50

RPI 51-100

RPI 101+

RPI	S	Opponent	Score
10	N	Gonzaga	40 57
11	N	Drake	59 69

RPI	S	Opponent	Score
27	A	Maryland	73 65
28	H	Michigan St.	76 62
34	H	Purdue	65 63
49	H	LSU	57 43

RPI	S	Opponent	Score
66	A	Harvard	60 49
71	A	Nebraska	62 56
72	A	Virginia Tech	51 67
80	H	Northwestern	45 41

RPI	S	Opponent	Score
113	H	Penn St.	74 61
145	H	Stony Brook	61 47
164	A	Illinois	71 60
207	H	Brown	73 52
233	H	Saint Francis (PA)	96 52
236	N	ETSU	68 44
282	H	Albany (NY)	65 39
289	H	Central Conn. St.	73 44

LAST 12 Division I GAMES:

236	N	ETSU	68	44	10	N	Gonzaga	40	57
207	H	Brown	73	52	28	H	Michigan St.	76	62
27	A	Maryland	73	65	34	H	Purdue	65	63
80	H	Northwestern	45	41	71	A	Nebraska	62	56
49	H	LSU	57	43	164	A	Illinois	71	60
66	A	Harvard	60	49	113	H	Penn St.	74	61

Non-Div I Games:

Rutgers

■ Loss, 
 ■ Non-Conf, 
 S Site, 
 ■ Home 
 ■ Away 
 N Neutral

Average RPI Win:	231	WON-LOST	WINNING	LAST 10	STRENGTH OF	OPP. STRENGTH	TEAM	ADJ.	CONF.	ADJ CONF.
Average RPI Loss:	79	RECORD	PCT. RANK	GAMES	SCHEDULE	OF SCHEDULE	RPI	RPI	RPI	RPI
DIV. I ONLY	11- 3	38	9-1	250	223	90	90	26	26	
DIV. I NON-CONF.	6- 3	91	0- 1	102	176	68	68	22	22	
-----										
TOTALS	RPI 1-25	RPI 26-50	W-L RECORDS	RPI 51-100	RPI 101-150	RPI 150+				
11- 3	0- 0	0- 2	OVERALL	0- 0	2- 0	9- 1				
8- 0	0- 0	0- 0	HOME	0- 0	2- 0	6- 0				
2- 3	0- 0	0- 2	AWAY	0- 0	0- 0	2- 1				
1- 0	0- 0	0- 0	NEUTRAL	0- 0	0- 0	1- 0				
6- 3	0- 0	0- 2	NON-CONFERENCE	0- 0	2- 0	4- 1				
5- 0	0- 0	0- 0	HOME	0- 0	2- 0	3- 0				
0- 3	0- 0	0- 2	AWAY	0- 0	0- 0	0- 1				
1- 0	0- 0	0- 0	NEUTRAL	0- 0	0- 0	1- 0				
5- 0	0- 0	0- 0	CONFERENCE	0- 0	0- 0	5- 0				
3- 0	0- 0	0- 0	HOME	0- 0	0- 0	3- 0				
2- 0	0- 0	0- 0	AWAY	0- 0	0- 0	2- 0				
0- 0	0- 0	0- 0	NEUTRAL	0- 0	0- 0	0- 0				

S  
F  
AS  
F  
A

RPI 1-25				RPI 26-50				RPI 51-100				Team's RPI: 90				RPI 101+			
RPI	S	Opponent	Score	RPI	S	Opponent	Score	RPI	S	Opponent	Score	RPI	S	Opponent	Score	RPI	S	Opponent	Score
36	A	Miami (FL)	60	81	41	A	New Mexico	33	74			112	H	Yale	67	57			
												135	H	Tulsa	76	34			
												153	H	Montana St.	60	53			
												159	A	Texas Tech	69	77			
												208	N	Hampton	70	68			
												212	H	Nicholls St.	70	62			
												232	A	Southeastern La.	62	51			
												241	H	Texas Southern	74	55			
												286	H	New Orleans	97	38			
												315	A	Incarnate Word	66	56			
												322	H	Northwestern St.	84	56			
												329	H	Morgan St.	69	42			
LAST 12 Division I GAMES:																			
41	A	New Mexico	33	74	112	H	Yale	67	57	315	A	Incarnate Word	66	56					
208	N	Hampton	70	68	286	H	New Orleans	97	38	322	H	Northwestern St.	84	56					
241	H	Texas Southern	74	55	212	H	Nicholls St.	70	62	232	A	Southeastern La.	62	51					
153	H	Montana St.	60	53															
159	A	Texas Tech	69	77															
135	H	Tulsa	76	34															

Non-Div I Games: Wiley 97 38 Cameron 86 59 Our Lady of the Lake 63 77

SFA

S I U E				Through Games Of Jan. 20, 2019							
Average RPI Win:		280	WON-LOST RECORD	WINNING PCT. RANK	LAST 10 GAMES	STRENGTH OF SCHEDULE	OPP. STRENGTH OF SCHEDULE	TEAM RPI	ADJ. RPI	CONF. RPI	ADJ CONF. RPI
Average RPI Loss:		154									
DIV. I ONLY		8- 8		163	5-5	293	281	199	199	22	22
DIV. I NON-CONF.		4- 6		212	0- 0	313	253	239	239	20	20
-----											
TOTALS		RPI 1-25		RPI 26-50	W-L RECORDS		RPI 51-100		RPI 101-150		RPI 150+
8- 8		0- 0		0- 1	OVERALL		0- 1		0- 1		8- 5
3- 1		0- 0		0- 0	HOME		0- 0		0- 0		3- 1
5- 6		0- 0		0- 1	AWAY		0- 0		0- 1		5- 4
0- 1		0- 0		0- 0	NEUTRAL		0- 1		0- 0		0- 0
4- 6		0- 0		0- 1	NON-CONFERENCE		0- 1		0- 0		4- 4
1- 0		0- 0		0- 0	HOME		0- 0		0- 0		1- 0
3- 5		0- 0		0- 1	AWAY		0- 0		0- 0		3- 4
0- 1		0- 0		0- 0	NEUTRAL		0- 1		0- 0		0- 0
4- 2		0- 0		0- 0	CONFERENCE		0- 0		0- 1		4- 1
2- 1		0- 0		0- 0	HOME		0- 0		0- 0		2- 1
2- 1		0- 0		0- 0	AWAY		0- 0		0- 1		2- 0
0- 0		0- 0		0- 0	NEUTRAL		0- 0		0- 0		0- 0

RPI 1-25				RPI 26-50				RPI 51-100				RPI 101+ Team's RPI: 199			
RPI	S	Opponent	Score	RPI	S	Opponent	Score	RPI	S	Opponent	Score	RPI	S	Opponent	Score
				32	A	Missouri	36 59	92	N	Missouri St.	65 68	108	A	Tennessee Tech	55 79
												164	A	Illinois	57 74
												182	H	Illinois St.	68 61
												193	A	UMKC	75 80
												196	A	Jacksonville St.	51 47
												206	A	Saint Louis	56 63
												218	H	Southeast Mo. St.	52 62
												220	A	Loyola Chicago	43 56
												249	A	Eastern Ill.	65 56
												281	H	Murray St.	71 54
												312	H	Austin Peay	69 68
												338	A	Purdue Fort Wayne	57 49
												341	A	Chicago St.	82 66
												343	A	Evansville	54 45
LAST 12 Division I GAMES:															
281	H	Murray St.	71 54	312	H	Austin Peay	69 68								
193	A	UMKC	75 80	196	A	Jacksonville St.	51 47								
164	A	Illinois	57 74	108	A	Tennessee Tech	55 79								
341	A	Chicago St.	82 66	249	A	Eastern Ill.	65 56								
220	A	Loyola Chicago	43 56	218	H	Southeast Mo. St.	52 62								
206	A	Saint Louis	56 63	92	N	Missouri St.	65 68								

Non-Div I Games: McKendree 64 63

SIUE



Average RPI	Win:	228	WON-LOST	WINNING	LAST 10	STRENGTH OF	OPP. STRENGTH	TEAM	ADJ.	CONF.	ADJ CONF.
Average RPI	Loss:	135	RECORD	PCT. RANK	GAMES	SCHEDULE	OF SCHEDULE	RPI	RPI	RPI	RPI
DIV. I ONLY		5- 8		240	3-7	179	194	239	239	15	15
DIV. I NON-CONF.		3- 4		199	1- 0	144	249	214	214	12	12
-----											
TOTALS	RPI 1-25		RPI 26-50		W-L RECORDS	RPI 51-100		RPI 101-150		RPI 150+	
5- 8	0- 0		0- 1		OVERALL	0- 0		0- 4		5- 3	
3- 4	0- 0		0- 0		HOME	0- 0		0- 2		3- 2	
0- 3	0- 0		0- 1		AWAY	0- 0		0- 2		0- 0	
2- 1	0- 0		0- 0		NEUTRAL	0- 0		0- 0		2- 1	
3- 4	0- 0		0- 1		NON-CONFERENCE	0- 0		0- 1		3- 2	
1- 2	0- 0		0- 0		HOME	0- 0		0- 1		1- 1	
0- 1	0- 0		0- 1		AWAY	0- 0		0- 0		0- 0	
2- 1	0- 0		0- 0		NEUTRAL	0- 0		0- 0		2- 1	
2- 4	0- 0		0- 0		CONFERENCE	0- 0		0- 3		2- 1	
2- 2	0- 0		0- 0		HOME	0- 0		0- 1		2- 1	
0- 2	0- 0		0- 0		AWAY	0- 0		0- 2		0- 0	
0- 0	0- 0		0- 0		NEUTRAL	0- 0		0- 0		0- 0	

RPI 1-25				RPI 26-50				RPI 51-100				RPI 101+ Team's RPI: 239			
RPI	S	Opponent	Score	RPI	S	Opponent	Score	RPI	S	Opponent	Score	RPI	S	Opponent	Score
				41	A	New Mexico	53 85					103	H	UC Davis	60 109
												107	A	Northern Colo.	69 82
												120	A	Idaho St.	43 73
												144	H	Montana	86 88
												153	H	Montana St.	53 69
												160	N	Pepperdine	97 113
												164	N	Illinois	109 107
												208	N	Hampton	65 61
												209	H	Southern Utah	77 76
												251	H	San Francisco	75 86
												255	H	Northern Ariz.	65 61
												306	H	Cal Poly	88 85
LAST 12 Division I GAMES:															
208	N	Hampton	65 61	209	H	Southern Utah	77 76								
41	A	New Mexico	53 85	255	H	Northern Ariz.	65 61								
103	H	UC Davis	60 109	120	A	Idaho St.	43 73								
251	H	San Francisco	75 86	153	H	Montana St.	53 69								
164	N	Illinois	109 107	144	H	Montana	86 88								
160	N	Pepperdine	97 113	107	A	Northern Colo.	69 82								

Non-Div I Games: Antelope Valley 86 80

Sacramento St.

## Sacred Heart

Through Games Of Jan. 20, 2019

Average RPI Win:	300	WON-LOST	WINNING	LAST 10	STRENGTH OF	OPP. STRENGTH	TEAM	ADJ.	CONF.	ADJ CONF.
Average RPI Loss:	158	RECORD	PCT. RANK	GAMES	SCHEDULE	OF SCHEDULE	RPI	RPI	RPI	RPI
DIV. I ONLY	9- 7	135	6-4	304	313	211	211	31	31	
DIV. I NON-CONF.	4- 7	228	0- 0	244	257	236	236	31	31	
-----										
TOTALS	RPI 1-25	RPI 26-50	W-L RECORDS	RPI 51-100	RPI 101-150	RPI 150+				
9- 7	0- 0	0- 1	OVERALL	0- 1	0- 2	9- 3				
4- 3	0- 0	0- 0	HOME	0- 0	0- 1	4- 2				
5- 4	0- 0	0- 1	AWAY	0- 1	0- 1	5- 1				
0- 0	0- 0	0- 0	NEUTRAL	0- 0	0- 0	0- 0				
4- 7	0- 0	0- 1	NON-CONFERENCE	0- 1	0- 2	4- 3				
1- 3	0- 0	0- 0	HOME	0- 0	0- 1	1- 2				
3- 4	0- 0	0- 1	AWAY	0- 1	0- 1	3- 1				
0- 0	0- 0	0- 0	NEUTRAL	0- 0	0- 0	0- 0				
5- 0	0- 0	0- 0	CONFERENCE	0- 0	0- 0	5- 0				
3- 0	0- 0	0- 0	HOME	0- 0	0- 0	3- 0				
2- 0	0- 0	0- 0	AWAY	0- 0	0- 0	2- 0				
0- 0	0- 0	0- 0	NEUTRAL	0- 0	0- 0	0- 0				

RPI	S	Opponent	Score	RPI	S	Opponent	Score	RPI	S	Opponent	Score	RPI	S	Opponent	Score
26	A	Kentucky	43 71	89	A	Provi dence	52 62	142	A	Lehigh	66 70	145	H	Stony Brook	58 73
								181	A	Massachusetts	61 78	248	H	Monmouth	50 55
								262	H	Siena	72 50	263	A	Hofstra	70 64
								277	H	Saint Joseph's	44 61	278	A	St. Francis Brooklyn	68 66
								288	H	Bryant	49 48	289	H	Central Conn. St.	66 61
								309	A	New Hampshire	71 60	316	A	Wagner	80 68
								340	A	Manhattan	74 46	351	H	LIU Brooklyn	75 53
LAST 12 Division I GAMES:															
278	A	St. Francis Brooklyn	68 66	288	H	Bryant	49 48	316	A	Wagner	80 68	351	H	LIU Brooklyn	75 53
340	A	Manhattan	74 46	289	H	Central Conn. St.	66 61	26	A	Kentucky	43 71	277	H	Saint Joseph's	44 61
142	A	Lehigh	66 70												
145	H	Stony Brook	58 73												
263	A	Hofstra	70 64												
248	H	Monmouth	50 55												

Non-Div I Games:

Sacred Heart

Loss, 
Non-Conf, 
S Site, 
H Home
A Away 
N Neutral

Average RPI Win:	291	WON-LOST	WINNING	LAST 10	STRENGTH OF	OPP. STRENGTH	TEAM	ADJ.	CONF.	ADJ CONF.
Average RPI Loss:	134	RECORD	PCT. RANK	GAMES	SCHEDULE	OF SCHEDULE	RPI	RPI	RPI	RPI
DIV. I ONLY	5- 11	260	4-6	182	243	233	233	31	31	
DIV. I NON-CONF.	2- 9	297	0- 1	50	97	208	208	31	31	
-----										
TOTALS	RPI 1-25	RPI 26-50	W-L RECORDS	RPI 51-100	RPI 101-150	RPI 150+				
5- 11	0- 2	0- 0	OVERALL	0- 3	0- 3	5- 3				
3- 2	0- 0	0- 0	HOME	0- 1	0- 1	3- 0				
2- 7	0- 2	0- 0	AWAY	0- 1	0- 1	2- 3				
0- 2	0- 0	0- 0	NEUTRAL	0- 1	0- 1	0- 0				
2- 9	0- 2	0- 0	NON-CONFERENCE	0- 3	0- 3	2- 1				
1- 2	0- 0	0- 0	HOME	0- 1	0- 1	1- 0				
1- 5	0- 2	0- 0	AWAY	0- 1	0- 1	1- 1				
0- 2	0- 0	0- 0	NEUTRAL	0- 1	0- 1	0- 0				
3- 2	0- 0	0- 0	CONFERENCE	0- 0	0- 0	3- 2				
2- 0	0- 0	0- 0	HOME	0- 0	0- 0	2- 0				
1- 2	0- 0	0- 0	AWAY	0- 0	0- 0	1- 2				
0- 0	0- 0	0- 0	NEUTRAL	0- 0	0- 0	0- 0				

RPI 1-25				RPI 26-50				RPI 51-100				RPI 101+ Team's RPI: 233			
RPI	S	Opponent	Score	RPI	S	Opponent	Score	RPI	S	Opponent	Score	RPI	S	Opponent	Score
2	A	Baylor	58 116					60	N	Boise St.	64 78	106	A	Youngstown St.	56 80
16	A	Rutgers	52 96					81	H	FGCU	69 83	144	N	Montana	77 79
								88	A	Pittsburgh	75 78	147	H	Duquesne	73 93
												165	H	Morehead St.	89 83
												250	H	Mt. St. Mary's	68 66
												264	A	Liberty	53 82
												278	A	St. Francis Brooklyn	65 78
												289	A	Central Conn. St.	62 73
												344	A	Longwood	91 88
												345	H	Fairleigh Dickinson	75 64
												351	A	LIU Brooklyn	80 66
LAST 12 Division I GAMES:															
144	N	Montana	77 79	289	A	Central Conn. St.	62 73								
165	H	Morehead St.	89 83	278	A	St. Francis Brooklyn	65 78								
60	N	Boise St.	64 78	351	A	LIU Brooklyn	80 66								
106	A	Youngstown St.	56 80	250	H	Mt. St. Mary's	68 66								
81	H	FGCU	69 83	345	H	Fairleigh Dickinson	75 64								
344	A	Longwood	91 88	88	A	Pittsburgh	75 78								

Non-Div I Games: Seton Hill 86 74

Saint Francis (PA)

Average RPI Win:	256	WON-LOST	WINNING	LAST 10	STRENGTH OF	OPP. STRENGTH	TEAM	ADJ.	CONF.	ADJ CONF.
Average RPI Loss:	143	RECORD	PCT. RANK	GAMES	SCHEDULE	OF SCHEDULE	RPI	RPI	RPI	RPI
DIV. I ONLY	6- 12	253	3-7	224	211	277	277	17	17	
DIV. I NON-CONF.	4- 9	253	1- 0	178	231	269	269	17	17	
-----										
TOTALS	RPI 1-25	RPI 26-50	W-L RECORDS	RPI 51-100	RPI 101-150	RPI 150+				
6- 12	0- 0	0- 1	OVERALL	0- 2	0- 4	6- 5				
5- 6	0- 0	0- 1	HOME	0- 1	0- 1	5- 3				
1- 6	0- 0	0- 0	AWAY	0- 1	0- 3	1- 2				
0- 0	0- 0	0- 0	NEUTRAL	0- 0	0- 0	0- 0				
4- 9	0- 0	0- 1	NON-CONFERENCE	0- 2	0- 2	4- 4				
3- 5	0- 0	0- 1	HOME	0- 1	0- 1	3- 2				
1- 4	0- 0	0- 0	AWAY	0- 1	0- 1	1- 2				
0- 0	0- 0	0- 0	NEUTRAL	0- 0	0- 0	0- 0				
2- 3	0- 0	0- 0	CONFERENCE	0- 0	0- 2	2- 1				
2- 1	0- 0	0- 0	HOME	0- 0	0- 0	2- 1				
0- 2	0- 0	0- 0	AWAY	0- 0	0- 2	0- 0				
0- 0	0- 0	0- 0	NEUTRAL	0- 0	0- 0	0- 0				

RPI 1-25				RPI 26-50				RPI 51-100				RPI 101+				Team's RPI: 277	
RPI	S	Opponent	Score	RPI	S	Opponent	Score	RPI	S	Opponent	Score	RPI	S	Opponent	Score		
				47	H	Auburn	70 81					104	H	Towson	52 73		
								57	H	Villanova	35 47	123	A	Drexel	34 51		
								83	A	Penn	45 65	127	A	VCU	40 59		
												147	A	Duquesne	73 81		
												192	A	Delaware	39 48		
												198	A	Navy	48 49		
												204	H	Rider	54 56		
												206	H	Saint Louis	49 62		
												211	A	Sacred Heart	61 44		
												231	H	Temple	52 58		
												238	H	St. Bonaventure	66 41		
												242	H	Niagara	68 54		
												261	H	Columbia	68 61		
												276	H	La Salle	60 57		
												308	H	Loyola Maryland	49 46		
LAST 12 Division I GAMES:																	
				308	H	Loyola Maryland	49 46					276	H	La Salle	60 57		
				192	A	Delaware	39 48					147	A	Duquesne	73 81		
				211	A	Sacred Heart	61 44					238	H	St. Bonaventure	66 41		
				104	H	Towson	52 73					206	H	Saint Louis	49 62		
				47	H	Auburn	70 81					127	A	VCU	40 59		
				57	H	Villanova	35 47					198	A	Navy	48 49		

Non-Div I Games:

Saint Joseph's



Average RPI Win:	227	WON-LOST	WINNING	LAST 10	STRENGTH OF	OPP. STRENGTH	TEAM	ADJ.	CONF.	ADJ CONF.
Average RPI Loss:	124	RECORD	PCT. RANK	GAMES	SCHEDULE	OF SCHEDULE	RPI	RPI	RPI	RPI
DIV. I ONLY	7- 11	233	3-7	211	89	206	206	17	17	
DIV. I NON-CONF.	5- 8	224	1- 0	181	50	206	206	17	17	
-----										
TOTALS	RPI 1-25	RPI 26-50	W-L RECORDS	RPI 51-100	RPI 101-150	RPI 150+				
7- 11	0- 1	0- 1	OVERALL	1- 0	0- 5	6- 4				
2- 6	0- 1	0- 1	HOME	0- 0	0- 2	2- 2				
5- 3	0- 0	0- 0	AWAY	1- 0	0- 1	4- 2				
0- 2	0- 0	0- 0	NEUTRAL	0- 0	0- 2	0- 0				
5- 8	0- 1	0- 1	NON-CONFERENCE	1- 0	0- 4	4- 2				
2- 4	0- 1	0- 1	HOME	0- 0	0- 1	2- 1				
3- 2	0- 0	0- 0	AWAY	1- 0	0- 1	2- 1				
0- 2	0- 0	0- 0	NEUTRAL	0- 0	0- 2	0- 0				
2- 3	0- 0	0- 0	CONFERENCE	0- 0	0- 1	2- 2				
0- 2	0- 0	0- 0	HOME	0- 0	0- 1	0- 1				
2- 1	0- 0	0- 0	AWAY	0- 0	0- 0	2- 1				
0- 0	0- 0	0- 0	NEUTRAL	0- 0	0- 0	0- 0				

RPI 1-25				RPI 26-50				RPI 51-100				RPI 101+ Team's RPI: 206			
RPI	S	Opponent	Score	RPI	S	Opponent	Score	RPI	S	Opponent	Score	RPI	S	Opponent	Score
7	H	UConn	42 98	32	H	Missouri	62 74	98	A	Virginia	67 65	112	N	Yale	52 58
												114	H	Cincinnati	50 51
												130	N	Chattanooga	61 71
												135	A	Tulsa	75 86
												139	H	Fordham	53 56
												158	H	Indiana St.	56 60
												166	H	Southern Ill.	62 58
												173	H	Rhode Island	56 68
												181	A	Massachusetts	66 70
												182	A	Illinois St.	67 72
												199	H	SIUE	63 56
												238	A	St. Bonaventure	62 45
												277	A	Saint Joseph's	62 49
												290	A	Fla. Atlantic	93 61
												324	A	Eastern Ky.	70 43
-----															
LAST 12 Division I GAMES:															
290	A	Fla. Atlantic	93 61	238	A	St. Bonaventure	62 45								
182	A	Illinois St.	67 72	173	H	Rhode Island	56 68								
32	H	Missouri	62 74	139	H	Fordham	53 56								
7	H	UConn	42 98	277	A	Saint Joseph's	62 49								
199	H	SIUE	63 56	181	A	Massachusetts	66 70								
166	H	Southern Ill.	62 58	112	N	Yale	52 58								

Non-Div I Games:

Saint Louis

Average RPI Win:	177	WON-LOST	WINNING	LAST 10	STRENGTH OF	OPP. STRENGTH	TEAM	ADJ.	CONF.	ADJ CONF.
Average RPI Loss:	39	RECORD	PCT. RANK	GAMES	SCHEDULE	OF SCHEDULE	RPI	RPI	RPI	RPI
DIV. I ONLY	11- 7	112	6-4	52	55	46	46	7	7	
DIV. I NON-CONF.	7- 4	109	1- 0	64	42	50	50	7	7	
-----										
TOTALS	RPI 1-25	RPI 26-50	W-L RECORDS	RPI 51-100	RPI 101-150	RPI 150+				
11- 7	0- 3	0- 2	OVERALL	3- 1	2- 1	6- 0				
3- 3	0- 2	0- 1	HOME	1- 0	0- 0	2- 0				
6- 4	0- 1	0- 1	AWAY	1- 1	1- 1	4- 0				
2- 0	0- 0	0- 0	NEUTRAL	1- 0	1- 0	0- 0				
7- 4	0- 1	0- 2	NON-CONFERENCE	3- 0	1- 1	3- 0				
2- 2	0- 1	0- 1	HOME	1- 0	0- 0	1- 0				
3- 2	0- 0	0- 1	AWAY	1- 0	0- 1	2- 0				
2- 0	0- 0	0- 0	NEUTRAL	1- 0	1- 0	0- 0				
4- 3	0- 2	0- 0	CONFERENCE	0- 1	1- 0	3- 0				
1- 1	0- 1	0- 0	HOME	0- 0	0- 0	1- 0				
3- 2	0- 1	0- 0	AWAY	0- 1	1- 0	2- 0				
0- 0	0- 0	0- 0	NEUTRAL	0- 0	0- 0	0- 0				

RPI 1-25				RPI 26-50				RPI 51-100				RPI 101+			
RPI	S	Opponent	Score	RPI	S	Opponent	Score	RPI	S	Opponent	Score	RPI	S	Opponent	Score
3	H	Oregon	55 79	30	H	Cal i forn i a	78 81	55	N	Ol d Domi ni on	83 65	103	A	UC Davi s	74 76
10	A	Gonzaga	62 74	42	A	Oregon St.	56 89	64	A	Paci fi c	67 76	128	A	Portland	98 91
19	H	BYU	73 74					78	H	Wyomi ng	90 84	134	N	Texas St.	89 62
								93	A	Washi ngton St.	70 64	174	A	Santa Clara	83 59
												186	H	Mi l waukee	73 71
												240	H	San Di ego	74 60
												251	A	San Franci sco	80 65
												298	A	UC Santa Barbara	80 55
												306	A	Cal Poly	69 51
-----															
LAST 12 Divi s i on I GAMES:															
				55	N	Ol d Domi ni on	83 65	174	A	Santa Clara	83 59				
				64	A	Paci fi c	67 76	251	A	San Franci sco	80 65				
				134	N	Texas St.	89 62	19	H	BYU	73 74				
				103	A	UC Davi s	74 76	240	H	San Di ego	74 60				
				30	H	Cal i forn i a	78 81	128	A	Portland	98 91				
				306	A	Cal Poly	69 51	10	A	Gonzaga	62 74				

Non-Di v I Games:

Saint Mary's (CA)

## Saint Peter's

Through Games Of Jan. 20, 2019

Average RPI Win: 329

Average RPI Loss: 193

WON-LOST  
RECORDWINNING  
PCT. RANKLAST 10  
GAMESSTRENGTH OF  
SCHEDULEOPP. STRENGTH  
OF SCHEDULETEAM  
RPIADJ.  
RPICONF.  
RPIADJ CONF.  
RPIDIV. I ONLY  
DIV. I NON-CONF.6- 11  
5- 6247  
1772-8  
0- 0300  
305343  
348304  
277304  
27727  
2827  
28

TOTALS

RPI 1-25

RPI 26-50

W-L RECORDS

RPI 51-100

RPI 101-150

RPI 150+

6- 11

0- 0

0- 0

OVERALL

0- 3

0- 1

6- 7

4- 4

0- 0

0- 0

HOME

0- 0

0- 0

4- 4

2- 7

0- 0

0- 0

AWAY

0- 3

0- 1

2- 3

0- 0

0- 0

0- 0

NEUTRAL

0- 0

0- 0

0- 0

5- 6

0- 0

0- 0

NON-CONFERENCE

0- 2

0- 1

5- 3

4- 1

0- 0

0- 0

HOME

0- 0

0- 0

4- 1

1- 5

0- 0

0- 0

AWAY

0- 2

0- 1

1- 2

0- 0

0- 0

0- 0

NEUTRAL

0- 0

0- 0

0- 0

1- 5

0- 0

0- 0

CONFERENCE

0- 1

0- 0

1- 4

0- 3

0- 0

0- 0

HOME

0- 0

0- 0

0- 3

1- 2

0- 0

0- 0

AWAY

0- 1

0- 0

1- 1

0- 0

0- 0

0- 0

NEUTRAL

0- 0

0- 0

0- 0

RPI 1-25

RPI 26-50

RPI 51-100

RPI 101+

Team's RPI: 304

RPI S Opponent Score

RPI S Opponent Score

RPI S Opponent Score

RPI S Opponent Score

68 Qui nni pi ac 45 90

74 Seton Hall I 47 90

77 Boston Col lege 57 89

112 Yale 56 72

204 Ri der 38 60

214 Cal St. Fullerton 45 69

242 Ni agara 66 75

262 Si ena 57 84

278 St. Franci s Brookl yn 70 74

292 UMass Lowel l 57 59

295 Cani si us 62 75

313 Fai rfi el d 68 65

314 NJIT 70 57

316 Wagner 69 57

333 Lafayette 62 60

345 Fai rlei gh Di ckin son 75 58

351 LIU Brookl yn 86 59

LAST 12 Di vi si on I GAMES:

204 Ri der 38 60 313 Fai rfi el d 68 65

278 St. Franci s Brookl yn 70 74 295 Cani si us 62 75

214 Cal St. Fullerton 45 69 242 Ni agara 66 75

112 Yale 56 72 68 Qui nni pi ac 45 90

74 Seton Hall I 47 90 262 Si ena 57 84

316 Wagner 69 57 345 Fai rlei gh Di ckin son 75 58

S  
a  
i  
n  
t  
P  
e  
t  
e  
r  
'sS  
a  
i  
n  
t  
P  
e  
t  
e  
r  
's

Non-Di v I Games:

Saint Peter's

Loss, Non-Conf, S Site, H Home A Away N Neutral

Average RPI Win:	287	WON-LOST	WINNING	LAST 10	STRENGTH OF	OPP. STRENGTH	TEAM	ADJ.	CONF.	ADJ CONF.
Average RPI Loss:	154	RECORD	PCT. RANK	GAMES	SCHEDULE	OF SCHEDULE	RPI	RPI	RPI	RPI

DIV. I ONLY	5- 7	219	6-4	272	228	215	215	26	26
DIV. I NON-CONF.	2- 5	264	0- 0	122	112	188	188	22	22
-----									
TOTALS	RPI 1-25	RPI 26-50	W-L RECORDS	RPI 51-100	RPI 101-150	RPI 150+			
5- 7	0- 0	0- 1	OVERALL	0- 2	0- 0	5- 4			
1- 2	0- 0	0- 0	HOME	0- 0	0- 0	1- 2			
4- 4	0- 0	0- 1	AWAY	0- 1	0- 0	4- 2			
0- 1	0- 0	0- 0	NEUTRAL	0- 1	0- 0	0- 0			
2- 5	0- 0	0- 1	NON-CONFERENCE	0- 2	0- 0	2- 2			
0- 1	0- 0	0- 0	HOME	0- 0	0- 0	0- 1			
2- 3	0- 0	0- 1	AWAY	0- 1	0- 0	2- 1			
0- 1	0- 0	0- 0	NEUTRAL	0- 1	0- 0	0- 0			
3- 2	0- 0	0- 0	CONFERENCE	0- 0	0- 0	3- 2			
1- 1	0- 0	0- 0	HOME	0- 0	0- 0	1- 1			
2- 1	0- 0	0- 0	AWAY	0- 0	0- 0	2- 1			
0- 0	0- 0	0- 0	NEUTRAL	0- 0	0- 0	0- 0			

RPI 1-25				RPI 26-50				RPI 51-100				RPI 101+				Team's RPI: 215	
RPI	S	Opponent	Score	RPI	S	Opponent	Score	RPI	S	Opponent	Score	RPI	S	Opponent	Score		
49	A	LSU	52 66	61	A	TCU	59 72	168	H	Oral Roberts	62 73						
				85	N	Troy	79 84	170	H	Abilene Christian	79 91						
								210	A	Southern Miss.	65 61						
								259	A	Louisiana	68 62						
								269	A	A&M-Corpus Christi	61 76						
								274	A	Wichita St.	55 63						
								315	A	Incarnate Word	76 56						
								323	A	Houston Baptist	74 63						
								326	H	Central Ark.	66 62						
-----																	
LAST 12 Division I GAMES:																	
323	A	Houston Baptist	74 63	269	A	A&M-Corpus Christi	61 76										
259	A	Louisiana	68 62	315	A	Incarnate Word	76 56										
210	A	Southern Miss.	65 61	326	H	Central Ark.	66 62										
85	N	Troy	79 84	170	H	Abilene Christian	79 91										
274	A	Wichita St.	55 63	61	A	TCU	59 72										
49	A	LSU	52 66	168	H	Oral Roberts	62 73										

Non-Div I Games: UNKNOWN 94 46 Wiley 101 63 Jarvis Christian 100 55

Sam Houston St.

Average RPI Win: 258  
Average RPI Loss: 163

WON-LOST  
RECORD

WINNING  
PCT. RANK

LAST 10  
GAMES

STRENGTH OF  
SCHEDULE

OPP. STRENGTH  
OF SCHEDULE

TEAM  
RPI

ADJ.  
RPI

CONF.  
RPI

ADJ CONF.  
RPI

DIV. I ONLY	4- 12	291	3-7	188	251	225	225	24	24
DIV. I NON-CONF.	3- 10	278	0- 0	114	241	213	213	25	25
-----									
TOTALS	RPI 1-25	RPI 26-50	W-L RECORDS	RPI 51-100	RPI 101-150	RPI 150+			
4- 12	0- 0	0- 1	OVERALL	0- 2	1- 2	3- 7			
1- 1	0- 0	0- 0	HOME	0- 0	0- 0	1- 1			
3- 11	0- 0	0- 1	AWAY	0- 2	1- 2	2- 6			
0- 0	0- 0	0- 0	NEUTRAL	0- 0	0- 0	0- 0			
3- 10	0- 0	0- 1	NON-CONFERENCE	0- 2	1- 2	2- 5			
1- 1	0- 0	0- 0	HOME	0- 0	0- 0	1- 1			
2- 9	0- 0	0- 1	AWAY	0- 2	1- 2	1- 4			
0- 0	0- 0	0- 0	NEUTRAL	0- 0	0- 0	0- 0			
1- 2	0- 0	0- 0	CONFERENCE	0- 0	0- 0	1- 2			
0- 0	0- 0	0- 0	HOME	0- 0	0- 0	0- 0			
1- 2	0- 0	0- 0	AWAY	0- 0	0- 0	1- 2			
0- 0	0- 0	0- 0	NEUTRAL	0- 0	0- 0	0- 0			

RPI	S	Opponent	Score	RPI	S	Opponent	Score	RPI	S	Opponent	Score	RPI	S	Opponent	Score	Team's RPI: 225
47	A	Auburn	46 73	62	A	Oklahoma St.	62 82	125	A	Colorado	39 81	140	A	UT Martin	68 89	
				85	A	Troy	52 72	149	A	Denver	87 83	152	H	UAB	41 66	
								172	A	Vanderbilt	52 77	179	A	Mercer	68 76	
								208	A	Hampton	57 64	210	A	Southern Miss.	40 76	
								229	A	Alabama St.	60 51	254	A	Memphis	48 53	
								320	A	UNC Greensboro	54 55	325	A	Western Caro.	75 42	
								327	H	Presbyterian	75 54					
LAST 12 Division I GAMES:																
325	A	Western Caro.	75 42	320	A	UNC Greensboro	54 55	179	A	Mercer	68 76	172	A	Vanderbilt	52 77	
254	A	Memphis	48 53	149	A	Denver	87 83	125	A	Colorado	39 81	140	A	UT Martin	68 89	
152	H	UAB	41 66	85	A	Troy	52 72	87	A	Denver	87 83	149	A	Denver	87 83	
327	H	Presbyterian	75 54	62	A	Oklahoma St.	62 82	41	H	UAB	41 66	152	H	UAB	41 66	
208	A	Hampton	57 64					52	A	Vanderbilt	52 77	172	A	Vanderbilt	52 77	
62	A	Oklahoma St.	62 82					39	A	Colorado	39 81	179	A	Mercer	68 76	
								54	A	Memphis	48 53	208	A	Hampton	57 64	
								60	A	Alabama St.	60 51	210	A	Southern Miss.	40 76	
								75	A	Western Caro.	75 42	229	A	Alabama St.	60 51	
								75	H	Presbyterian	75 54	254	A	Memphis	48 53	
								54	A	UNC Greensboro	54 55	320	A	UNC Greensboro	54 55	
								42	A	Western Caro.	75 42	325	A	Western Caro.	75 42	
								54				327	H	Presbyterian	75 54	

Non-Div I Games: Rhodes 71 54 Montevallo 73 47

Samford

Loss, Non-Conf, S Site, H Home A Away N Neutral

Average RPI	Win:	245	WON-LOST	WINNING	LAST 10	STRENGTH OF	OPP. STRENGTH	TEAM	ADJ.	CONF.	ADJ CONF.
Average RPI	Loss:	127	RECORD	PCT. RANK	GAMES	SCHEDULE	OF SCHEDULE	RPI	RPI	RPI	RPI
DIV. I ONLY		7- 11		233	2-8	241	106	240	240	7	7
DIV. I NON-CONF.		6- 4		125	0- 0	323	155	221	221	7	7
-----											
TOTALS	RPI 1-25		RPI 26-50		W-L RECORDS	RPI 51-100		RPI 101-150		RPI 150+	
7- 11	0- 1		0- 2		OVERALL	0- 1		0- 3		7- 4	
5- 5	0- 1		0- 1		HOME	0- 0		0- 2		5- 1	
2- 6	0- 0		0- 1		AWAY	0- 1		0- 1		2- 3	
0- 0	0- 0		0- 0		NEUTRAL	0- 0		0- 0		0- 0	
6- 4	0- 0		0- 1		NON-CONFERENCE	0- 0		0- 1		6- 2	
5- 1	0- 0		0- 1		HOME	0- 0		0- 0		5- 0	
1- 3	0- 0		0- 0		AWAY	0- 0		0- 1		1- 2	
0- 0	0- 0		0- 0		NEUTRAL	0- 0		0- 0		0- 0	
1- 7	0- 1		0- 1		CONFERENCE	0- 1		0- 2		1- 2	
0- 4	0- 1		0- 0		HOME	0- 0		0- 2		0- 1	
1- 3	0- 0		0- 1		AWAY	0- 1		0- 0		1- 1	
0- 0	0- 0		0- 0		NEUTRAL	0- 0		0- 0		0- 0	

RPI	S	Opponent	Score	RPI	S	Opponent	Score	RPI	S	Opponent	Score	RPI	S	Opponent	Score	Team's RPI: 240
10	H	Gonzaga	61 86	30	H	Cal i forn i a	53 70	64	A	Paci fi c	47 79	116	A	Min nesota	48 53	
				46	A	Saint Mary's (CA)	60 74					128	H	Portl and	60 69	
												133	H	Loyol a Marymount	52 69	
												160	H	Pepperdi ne	55 74	
												174	A	Santa Clara	57 49	
												205	H	San Diego St.	72 71	
												209	A	Southern Utah	59 69	
												224	H	Dartmouth	78 76	
												251	A	San Franci sco	57 68	
												253	A	UTSA	77 87	
												258	A	Long Beach St.	60 56	
												268	H	Clevel and St.	83 82	
												270	H	Hawai i	58 50	
												318	H	San Jose St.	83 79	
-----																
LAST 12 Divi si on I GAMES:																
10	H	Gonzaga	61 86	128	H	Portl and	60 69									
251	A	San Franci sco	57 68	64	A	Paci fi c	47 79									
318	H	San Jose St.	83 79	46	A	Saint Mary's (CA)	60 74									
253	A	UTSA	77 87	160	H	Pepperdi ne	55 74									
258	A	Long Beach St.	60 56	133	H	Loyol a Marymount	52 69									
224	H	Dartmouth	78 76	174	A	Santa Clara	57 49									

Non-Div I Games: Cal St. San B'di no 76 58

San Diego

Average RPI Win: 241

Average RPI Loss: 129

WON-LOST  
RECORDWINNING  
PCT. RANKLAST 10  
GAMESSTRENGTH OF  
SCHEDULEOPP. STRENGTH  
OF SCHEDULETEAM  
RPIADJ.  
RPICONF.  
RPIADJ CONF.  
RPIDIV. I ONLY  
DIV. I NON-CONF.6- 9  
5- 6225  
1772-8  
0- 0154  
255201  
250205  
237205  
23713  
1113  
11

TOTALS

RPI 1-25

RPI 26-50

W-L RECORDS

RPI 51-100

RPI 101-150

RPI 150+

6- 9  
4- 4  
2- 5  
0- 00- 0  
0- 0  
0- 0  
0- 00- 1  
0- 0  
0- 1  
0- 0OVERALL  
HOME  
AWAY  
NEUTRAL0- 4  
0- 3  
0- 1  
0- 01- 0  
0- 0  
1- 0  
0- 05- 4  
4- 1  
1- 3  
0- 05- 6  
3- 3  
2- 3  
0- 00- 0  
0- 0  
0- 0  
0- 00- 0  
0- 0  
0- 0  
0- 0NON-CONFERENCE  
HOME  
AWAY  
NEUTRAL0- 2  
0- 2  
0- 0  
0- 01- 0  
0- 0  
1- 0  
0- 04- 4  
3- 1  
1- 3  
0- 01- 3  
1- 1  
0- 2  
0- 00- 0  
0- 0  
0- 0  
0- 00- 1  
0- 0  
0- 1  
0- 0CONFERENCE  
HOME  
AWAY  
NEUTRAL0- 2  
0- 1  
0- 1  
0- 00- 0  
0- 0  
0- 0  
0- 01- 0  
1- 0  
0- 0  
0- 0

RPI 1-25

RPI 26-50

RPI 51-100

RPI 101+

Team's RPI: 205

RPI S Opponent Score

RPI S Opponent Score

41 A New Mexico 62 70

RPI S Opponent Score

54 H Arizona 60 69

60 H Boise St. 66 69

61 H TCU 64 81

78 A Wyoming 45 87

RPI S Opponent Score

146 A UC Irvine 78 70

153 A CSUN 74 77

174 A Santa Clara 43 60

214 A Cal St. Fullerton 83 72

216 H Air Force 70 61

240 A San Diego 71 72

270 H Hawaii 58 57

284 H California Baptist 83 67

298 H UC Santa Barbara 58 63

315 H Incarnate Word 81 38

LAST 12 Division I GAMES:

41 A New Mexico 62 70

54 H Arizona 60 69

240 A San Diego 71 72

61 H TCU 64 81

284 H California Baptist 83 67

315 H Incarnate Word 81 38

216 H Air Force 70 61

78 A Wyoming 45 87

60 H Boise St. 66 69

298 H UC Santa Barbara 58 63

153 A CSUN 74 77

146 A UC Irvine 78 70

Non-Div I Games:

San Diego St.

Average RPI Win:	283	WON-LOST	WINNING	LAST 10	STRENGTH OF	OPP. STRENGTH	TEAM	ADJ.	CONF.	ADJ CONF.
Average RPI Loss:	106	RECORD	PCT. RANK	GAMES	SCHEDULE	OF SCHEDULE	RPI	RPI	RPI	RPI
DIV. I ONLY	5- 13	280	2-8	156	134	251	251	7	7	
DIV. I NON-CONF.	4- 7	228	0- 0	253	159	252	252	7	7	
-----										
TOTALS	RPI 1-25	RPI 26-50	W-L RECORDS	RPI 51-100	RPI 101-150	RPI 150+				
5- 13	0- 2	0- 1	OVERALL	0- 2	0- 5	5- 3				
2- 7	0- 1	0- 1	HOME	0- 1	0- 3	2- 1				
1- 5	0- 1	0- 0	AWAY	0- 1	0- 2	1- 1				
2- 1	0- 0	0- 0	NEUTRAL	0- 0	0- 0	2- 1				
4- 7	0- 1	0- 0	NON-CONFERENCE	0- 1	0- 4	4- 1				
1- 3	0- 0	0- 0	HOME	0- 0	0- 3	1- 0				
1- 3	0- 1	0- 0	AWAY	0- 1	0- 1	1- 0				
2- 1	0- 0	0- 0	NEUTRAL	0- 0	0- 0	2- 1				
1- 6	0- 1	0- 1	CONFERENCE	0- 1	0- 1	1- 2				
1- 4	0- 1	0- 1	HOME	0- 1	0- 0	1- 1				
0- 2	0- 0	0- 0	AWAY	0- 0	0- 1	0- 1				
0- 0	0- 0	0- 0	NEUTRAL	0- 0	0- 0	0- 0				

RPI 1-25				RPI 26-50				RPI 51-100				RPI 101+ Team's RPI: 251			
RPI	S	Opponent	Score	RPI	S	Opponent	Score	RPI	S	Opponent	Score	RPI	S	Opponent	Score
4	A	Stanford	62 96	46	H	Saint Mary's (CA)	65 80	64	H	Pacific	75 85	103	H	UC Davis	68 70
19	H	BYU	59 67					93	A	Washington St.	61 91	107	H	Northern Colo.	63 68
												124	H	UT Arlington	73 80
												131	A	Idaho	63 70
												133	A	Loyola Marymount	58 66
												160	A	Pepperdine	50 69
												174	H	Santa Clara	66 71
												218	N	North Dakota	97 100
												239	A	Sacramento St.	86 75
												240	H	San Diego	68 57
												306	N	Cal Poly	65 62
												310	N	North Dakota St.	75 42
												318	H	San Jose St.	85 63
-----															
LAST 12 Division I GAMES:															
64	H	Pacific	75 85	46	H	Saint Mary's (CA)	65 80	160	A	Pepperdine	50 69	174	H	Santa Clara	66 71
218	N	North Dakota	97 100	133	A	Loyola Marymount	58 66	19	H	BYU	59 67	240	H	San Diego	68 57
310	N	North Dakota St.	75 42	131	A	Idaho	63 70								
103	H	UC Davis	68 70												
239	A	Sacramento St.	86 75												

Non-Div I Games:

San Francisco



Average RPI Win: 271

WON-LOST

WINNING

LAST 10

STRENGTH OF

OPP. STRENGTH

TEAM

ADJ.

CONF.

ADJ CONF.

Average RPI Loss: 157

RECORD

PCT. RANK

GAMES

SCHEDULE

OF SCHEDULE

RPI

RPI

RPI

RPI

DIV. I ONLY	1- 14	339	0-10	150	217	318	318	13	13
DIV. I NON-CONF.	1- 9	326	0- 0	139	228	310	310	11	11
TOTALS	RPI 1-25	RPI 26-50	W-L RECORDS	RPI 51-100	RPI 101-150	RPI 150+			
1- 14	0- 0	0- 0	OVERALL	0- 3	0- 5	1- 6			
1- 5	0- 0	0- 0	HOME	0- 1	0- 1	1- 3			
0- 9	0- 0	0- 0	AWAY	0- 2	0- 4	0- 3			
0- 0	0- 0	0- 0	NEUTRAL	0- 0	0- 0	0- 0			
1- 9	0- 0	0- 0	NON-CONFERENCE	0- 2	0- 3	1- 4			
1- 3	0- 0	0- 0	HOME	0- 1	0- 1	1- 1			
0- 6	0- 0	0- 0	AWAY	0- 1	0- 2	0- 3			
0- 0	0- 0	0- 0	NEUTRAL	0- 0	0- 0	0- 0			
0- 5	0- 0	0- 0	CONFERENCE	0- 1	0- 2	0- 2			
0- 2	0- 0	0- 0	HOME	0- 0	0- 0	0- 2			
0- 3	0- 0	0- 0	AWAY	0- 1	0- 2	0- 0			
0- 0	0- 0	0- 0	NEUTRAL	0- 0	0- 0	0- 0			

RPI 1-25				RPI 26-50				RPI 51-100				RPI 101+ Team's RPI: 318			
RPI	S	Opponent	Score	RPI	S	Opponent	Score	RPI	S	Opponent	Score	RPI	S	Opponent	Score
								60	A	Boise St.	68 99	125	A	Colorado	64 76
								64	H	Paci fi c	67 91	132	A	Fresno St.	48 77
								71	A	Nebraska	63 96	141	A	Portland St.	51 80
												146	H	UC Irvine	66 74
												150	A	Utah St.	49 82
												153	A	CSUN	40 76
												174	H	Santa Clara	56 62
												226	H	UNLV	43 53
												240	A	San Diego	79 83
												251	A	San Franci sco	63 85
												260	H	Nevada	49 52
												271	H	CSU Bakersfi el d	82 72
LAST 12 Division I GAMES:															
226	H	UNLV	43 53	150	A	Utah St.	49 82								
174	H	Santa Clara	56 62	60	A	Boise St.	68 99								
71	A	Nebraska	63 96	260	H	Nevada	49 52								
125	A	Colorado	64 76	132	A	Fresno St.	48 77								
146	H	UC Irvine	66 74	240	A	San Diego	79 83								
64	H	Paci fi c	67 91	153	A	CSUN	40 76								

Non-Div I Games:

San Fran. St.

66

73

San Jose St.

Average RPI Win:	226	WON-LOST	WINNING	LAST 10	STRENGTH OF	OPP. STRENGTH	TEAM	ADJ.	CONF.	ADJ CONF.
Average RPI Loss:	100	RECORD	PCT. RANK	GAMES	SCHEDULE	OF SCHEDULE	RPI	RPI	RPI	RPI
DIV. I ONLY	8- 9	189	4-6	139	168	174	174	7	7	
DIV. I NON-CONF.	6- 4	125	0- 0	200	212	148	148	7	7	
-----										
TOTALS	RPI 1-25	RPI 26-50	W-L RECORDS	RPI 51-100	RPI 101-150	RPI 150+				
8- 9	0- 1	0- 3	OVERALL	1- 1	1- 1	6- 3				
4- 5	0- 1	0- 1	HOME	1- 1	0- 0	3- 2				
4- 4	0- 0	0- 2	AWAY	0- 0	1- 1	3- 1				
0- 0	0- 0	0- 0	NEUTRAL	0- 0	0- 0	0- 0				
6- 4	0- 0	0- 2	NON-CONFERENCE	1- 0	0- 1	5- 1				
4- 1	0- 0	0- 0	HOME	1- 0	0- 0	3- 1				
2- 3	0- 0	0- 2	AWAY	0- 0	0- 1	2- 0				
0- 0	0- 0	0- 0	NEUTRAL	0- 0	0- 0	0- 0				
2- 5	0- 1	0- 1	CONFERENCE	0- 1	1- 0	1- 2				
0- 4	0- 1	0- 1	HOME	0- 1	0- 0	0- 1				
2- 1	0- 0	0- 0	AWAY	0- 0	1- 0	1- 1				
0- 0	0- 0	0- 0	NEUTRAL	0- 0	0- 0	0- 0				

RPI	S	Opponent	Score	RPI	S	Opponent	Score	RPI	S	Opponent	Score	RPI	S	Opponent	Score	Team's RPI: 174
19	H	BYU	44 54	42	A	Oregon St.	31 82	64	H	Paci fi c	70 74	132	A	Fresno St.	53 80	
				46	H	Saint Mary's (CA)	59 83	92	H	Missouri St.	77 73	133	A	Loyol a Marymount	83 75	
				48	A	Southern Cal i forni a	46 77					153	H	CSUN	38 53	
												160	A	Pepperdi ne	48 74	
												205	H	San Di ego St.	60 43	
												214	A	Cal St. Fullerton	64 60	
												240	H	San Di ego	49 57	
												251	A	San Franci sco	71 66	
												260	H	Nevada	56 48	
												318	A	San Jose St.	62 56	
												337	H	Grand Canyon	75 55	
-----																
LAST 12 Division I GAMES:																
46	H	Saint Mary's (CA)	59 83	64	H	Paci fi c	70 74									
337	H	Grand Canyon	75 55	133	A	Loyol a Marymount	83 75									
318	A	San Jose St.	62 56	160	A	Pepperdi ne	48 74									
132	A	Fresno St.	53 80	251	A	San Franci sco	71 66									
42	A	Oregon St.	31 82	240	H	San Di ego	49 57									
153	H	CSUN	38 53	19	H	BYU	44 54									

Non-Div I Games: Sonoma St. 98 38

Santa Clara

Average RPI Win:	324	WON-LOST	WINNING	LAST 10	STRENGTH OF	OPP. STRENGTH	TEAM	ADJ.	CONF.	ADJ CONF.
Average RPI Loss:	207	RECORD	PCT. RANK	GAMES	SCHEDULE	OF SCHEDULE	RPI	RPI	RPI	RPI
DIV. I ONLY	2- 9	314	2-8	351	188	342	342	32	32	
DIV. I NON-CONF.	0- 7	336	0- 0	301	89	346	346	32	32	
-----										
TOTALS	RPI 1-25	RPI 26-50	W-L RECORDS	RPI 51-100	RPI 101-150	RPI 150+				
2- 9	0- 1	0- 1	OVERALL	0- 0	0- 0	2- 7				
0- 4	0- 0	0- 0	HOME	0- 0	0- 0	0- 4				
2- 5	0- 1	0- 1	AWAY	0- 0	0- 0	2- 3				
0- 0	0- 0	0- 0	NEUTRAL	0- 0	0- 0	0- 0				
0- 7	0- 1	0- 1	NON-CONFERENCE	0- 0	0- 0	0- 5				
0- 3	0- 0	0- 0	HOME	0- 0	0- 0	0- 3				
0- 4	0- 1	0- 1	AWAY	0- 0	0- 0	0- 2				
0- 0	0- 0	0- 0	NEUTRAL	0- 0	0- 0	0- 0				
2- 2	0- 0	0- 0	CONFERENCE	0- 0	0- 0	2- 2				
0- 1	0- 0	0- 0	HOME	0- 0	0- 0	0- 1				
2- 1	0- 0	0- 0	AWAY	0- 0	0- 0	2- 1				
0- 0	0- 0	0- 0	NEUTRAL	0- 0	0- 0	0- 0				

RPI 1-25				RPI 26-50				RPI 51-100				RPI 101+ Team's RPI: 342			
RPI	S	Opponent	Score	RPI	S	Opponent	Score	RPI	S	Opponent	Score	RPI	S	Opponent	Score
25	A	South Dakota St.	49 97	44	A	DePaul	61 124					195	A	Ole Miss	51 74
												203	H	Jacksonville	58 68
												241	H	Texas Southern	41 65
												273	H	Norfolk St.	42 78
												274	A	Wichita St.	50 66
												279	H	Ga. Southern	71 82
												301	A	Coppin St.	76 70
												329	A	Morgan St.	47 63
												346	A	Florida A&M	54 50
LAST 12 Division I GAMES:															
273	H	Norfolk St.	42 78	346	A	Florida A&M	54 50								
241	H	Texas Southern	41 65	329	A	Morgan St.	47 63								
44	A	DePaul	61 124	301	A	Coppin St.	76 70								
203	H	Jacksonville	58 68	274	A	Wichita St.	50 66								
279	H	Ga. Southern	71 82	25	A	South Dakota St.	49 97								
				195	A	Ole Miss	51 74								

Non-Div I Games: Carver 101 49 Wesleyan (GA) 155 26

Savannah St.

Average RPI Win:	0	WON-LOST	WINNING	LAST 10	STRENGTH OF	OPP. STRENGTH	TEAM	ADJ.	CONF.	ADJ CONF.
Average RPI Loss:	187	RECORD	PCT. RANK	GAMES	SCHEDULE	OF SCHEDULE	RPI	RPI	RPI	RPI
DIV. I ONLY	0- 18	349	0-10	183	303	336	336	29	29	
DIV. I NON-CONF.	0- 13	336	0- 0	118	264	327	327	30	30	
-----										
TOTALS	RPI 1-25	RPI 26-50	W-L RECORDS	RPI 51-100	RPI 101-150	RPI 150+				
0- 18	0- 0	0- 1	OVERALL	0- 2	0- 4	0- 11				
0- 8	0- 0	0- 0	HOME	0- 0	0- 1	0- 7				
0- 9	0- 0	0- 1	AWAY	0- 1	0- 3	0- 4				
0- 1	0- 0	0- 0	NEUTRAL	0- 1	0- 0	0- 0				
0- 13	0- 0	0- 1	NON-CONFERENCE	0- 2	0- 4	0- 6				
0- 5	0- 0	0- 0	HOME	0- 0	0- 1	0- 4				
0- 7	0- 0	0- 1	AWAY	0- 1	0- 3	0- 2				
0- 1	0- 0	0- 0	NEUTRAL	0- 1	0- 0	0- 0				
0- 5	0- 0	0- 0	CONFERENCE	0- 0	0- 0	0- 5				
0- 3	0- 0	0- 0	HOME	0- 0	0- 0	0- 3				
0- 2	0- 0	0- 0	AWAY	0- 0	0- 0	0- 2				
0- 0	0- 0	0- 0	NEUTRAL	0- 0	0- 0	0- 0				

RPI	S	Opponent	Score	RPI	S	Opponent	Score	RPI	S	Opponent	Score	RPI	S	Opponent	Score
40	A	Utah	62 89	54	N	Arizona	54 84	103	A	UC Davis	59 76	111	H	Washington	58 69
				64	A	Pacific	61 75	141	A	Portland St.	43 68	146	A	UC Irvine	60 65
								160	H	Pepperdine	64 78	178	A	New Mexico St.	55 75
								214	H	Cal St. Fullerton	54 57	217	H	Utah Valley	55 58
								247	A	UTRGV	56 69	255	H	Northern Ariz.	58 65
								260	A	Nevada	54 67	270	A	Hawaii	51 67
								271	H	CSU Bakersfield	60 70	306	H	Cal Poly	50 60
								337	H	Grand Canyon	73 74				
LAST 12 Division I GAMES:															
247	A	UTRGV	56 69	217	H	Utah Valley	55 58								
178	A	New Mexico St.	55 75	337	H	Grand Canyon	73 74								
103	A	UC Davis	59 76	271	H	CSU Bakersfield	60 70								
64	A	Pacific	61 75	146	A	UC Irvine	60 65								
160	H	Pepperdine	64 78	260	A	Nevada	54 67								
111	H	Washington	58 69	306	H	Cal Poly	50 60								

Non-Div I Games:

Seattle U

Average RPI	Win: 205	WON-LOST	WINNING	LAST 10	STRENGTH OF	OPP. STRENGTH	TEAM	ADJ.	CONF.	ADJ CONF.
Average RPI	Loss: 51	RECORD	PCT. RANK	GAMES	SCHEDULE	OF SCHEDULE	RPI	RPI	RPI	RPI
DIV. I ONLY	12- 6	84	5-5	117	82	74	74	5	5	
DIV. I NON-CONF.	8- 3	71	0- 0	267	157	116	116	4	4	
-----										
TOTALS	RPI 1-25	RPI 26-50	W-L RECORDS	RPI 51-100	RPI 101-150	RPI 150+				
12- 6	0- 3	1- 1	OVERALL	3- 1	1- 0	7- 1				
9- 0	0- 0	0- 0	HOME	2- 0	1- 0	6- 0				
2- 5	0- 3	1- 0	AWAY	1- 1	0- 0	0- 1				
1- 1	0- 0	0- 1	NEUTRAL	0- 0	0- 0	1- 0				
8- 3	0- 1	0- 1	NON-CONFERENCE	1- 1	0- 0	7- 0				
6- 0	0- 0	0- 0	HOME	0- 0	0- 0	6- 0				
1- 2	0- 1	0- 0	AWAY	1- 1	0- 0	0- 0				
1- 1	0- 0	0- 1	NEUTRAL	0- 0	0- 0	1- 0				
4- 3	0- 2	1- 0	CONFERENCE	2- 0	1- 0	0- 1				
3- 0	0- 0	0- 0	HOME	2- 0	1- 0	0- 0				
1- 3	0- 2	1- 0	AWAY	0- 0	0- 0	0- 1				
0- 0	0- 0	0- 0	NEUTRAL	0- 0	0- 0	0- 0				

RPI 1-25				RPI 26-50				RPI 51-100 Team's RPI: 74				RPI 101+			
RPI	S	Opponent	Score	RPI	S	Opponent	Score	RPI	S	Opponent	Score	RPI	S	Opponent	Score
7	A	UConn	61 99	33	N	Georgi a Tech	73 84	56	A	UCLA	62 78	105	H	St. John's (NY)	77 67
15	A	Marquette	60 96	44	A	DePaul	84 73	67	H	Creighton	82 75	175	A	Xavi er	62 63
20	A	Butler	59 62					89	H	Provi dence	79 73	253	H	UTSA	84 53
								91	A	Princeton	70 66	278	H	St. Francis Brooklyn	100 77
												292	H	UMass Lowell	90 57
												296	H	Kennesaw St.	102 80
												304	H	Saint Peter's	90 47
												316	H	Wagner	95 40
												320	N	UNC Greensboro	71 64
LAST 12 Division I GAMES:															
44	A	DePaul	84 73	89	H	Provi dence	79 73								
15	A	Marquette	60 96	67	H	Creighton	82 75								
33	N	Georgi a Tech	73 84	175	A	Xavi er	62 63								
7	A	UConn	61 99	20	A	Butler	59 62								
304	H	Saint Peter's	90 47	105	H	St. John's (NY)	77 67								
292	H	UMass Lowell	90 57	320	N	UNC Greensboro	71 64								

Non-Div I Games:

Seton Hall

Average RPI Win:	272	WON-LOST	WINNING	LAST 10	STRENGTH OF	OPP. STRENGTH	TEAM	ADJ.	CONF.	ADJ CONF.
Average RPI Loss:	178	RECORD	PCT. RANK	GAMES	SCHEDULE	OF SCHEDULE	RPI	RPI	RPI	RPI
DIV. I ONLY	8- 9	189	5-5	284	284	262	262	27	27	
DIV. I NON-CONF.	4- 7	228	1- 0	257	255	280	280	28	28	
-----										
TOTALS	RPI 1-25	RPI 26-50	W-L RECORDS	RPI 51-100	RPI 101-150	RPI 150+				
8- 9	0- 0	0- 0	OVERALL	0- 2	0- 2	8- 5				
4- 5	0- 0	0- 0	HOME	0- 2	0- 0	4- 3				
3- 3	0- 0	0- 0	AWAY	0- 0	0- 1	3- 2				
1- 1	0- 0	0- 0	NEUTRAL	0- 0	0- 1	1- 0				
4- 7	0- 0	0- 0	NON-CONFERENCE	0- 2	0- 1	4- 4				
2- 4	0- 0	0- 0	HOME	0- 2	0- 0	2- 2				
1- 2	0- 0	0- 0	AWAY	0- 0	0- 0	1- 2				
1- 1	0- 0	0- 0	NEUTRAL	0- 0	0- 1	1- 0				
4- 2	0- 0	0- 0	CONFERENCE	0- 0	0- 1	4- 1				
2- 1	0- 0	0- 0	HOME	0- 0	0- 0	2- 1				
2- 1	0- 0	0- 0	AWAY	0- 0	0- 1	2- 0				
0- 0	0- 0	0- 0	NEUTRAL	0- 0	0- 0	0- 0				

RPI 1-25				RPI 26-50				RPI 51-100				RPI 101+ Team's RPI : 262							
RPI	S	Opponent	Score	RPI	S	Opponent	Score	RPI	S	Opponent	Score	RPI	S	Opponent	Score				
								66	H	Harvard	54	73	123	N	Drexel	39	51		
								83	H	Penn	51	58	126	A	Marist	59	88		
													181	H	Massachusetts	64	59		
													204	H	Rider	52	55		
													211	A	Sacred Heart	50	72		
													223	A	Howard	86	81		
													230	H	Colgate	55	53		
													238	A	St. Bonaventure	58	74		
													248	A	Monmouth	77	68		
													263	H	Hofstra	50	57		
													290	H	Fla. Atlantic	66	70		
													304	A	Saint Peter's	84	57		
													316	N	Wagner	74	71		
													331	H	Iona	59	47		
													340	H	Manhattan	62	56		
LAST 12 Division I GAMES:																			
316	N	Wagner	74	71	126	A	Marist	59	88	204	H	Rider	52	55	340	H	Manhattan	62	56
248	A	Monmouth	77	68	304	A	Saint Peter's	84	57	263	H	Hofstra	50	57					
181	H	Massachusetts	64	59															
238	A	St. Bonaventure	58	74															
290	H	Fla. Atlantic	66	70															
230	H	Colgate	55	53															

Non-Div I Games:

Siena

Average RPI Win:	230	WON-LOST	WINNING	LAST 10	STRENGTH OF	OPP. STRENGTH	TEAM	ADJ.	CONF.	ADJ CONF.
Average RPI Loss:	124	RECORD	PCT. RANK	GAMES	SCHEDULE	OF SCHEDULE	RPI	RPI	RPI	RPI

DIV. I ONLY	12- 3	32	7-3	334	81	143	143	14	14
DIV. I NON-CONF.	9- 0	1	1- 0	345	80	102	102	15	15
-----									
TOTALS	RPI 1-25	RPI 26-50	W-L RECORDS	RPI 51-100	RPI 101-150	RPI 150+			
12- 3	0- 0	0- 0	OVERALL	0- 1	1- 1	11- 1			
3- 2	0- 0	0- 0	HOME	0- 1	0- 0	3- 1			
8- 1	0- 0	0- 0	AWAY	0- 0	1- 1	7- 0			
1- 0	0- 0	0- 0	NEUTRAL	0- 0	0- 0	1- 0			
9- 0	0- 0	0- 0	NON-CONFERENCE	0- 0	1- 0	8- 0			
3- 0	0- 0	0- 0	HOME	0- 0	0- 0	3- 0			
5- 0	0- 0	0- 0	AWAY	0- 0	1- 0	4- 0			
1- 0	0- 0	0- 0	NEUTRAL	0- 0	0- 0	1- 0			
3- 3	0- 0	0- 0	CONFERENCE	0- 1	0- 1	3- 1			
0- 2	0- 0	0- 0	HOME	0- 1	0- 0	0- 1			
3- 1	0- 0	0- 0	AWAY	0- 0	0- 1	3- 0			
0- 0	0- 0	0- 0	NEUTRAL	0- 0	0- 0	0- 0			

RPI 1-25	RPI 26-50	RPI 51-100	RPI 101+	Team's RPI: 143
RPI S Opponent Score	RPI S Opponent Score	RPI S Opponent Score	RPI S Opponent Score	
		100 H Little Rock 42 65	109 A Appalachian St. 63 71	
			121 A Alabama 72 67	
			162 H Arkansas St. 64 77	
			176 A Georgia St. 68 59	
			178 N New Mexico St. 68 67	
			183 A Southern U. 53 49	
			202 A Coastal Caro. 88 78	
			210 H Southern Miss. 77 68	
			229 H Alabama St. 77 65	
			236 H ETSU 81 74	
			279 A Ga. Southern 69 53	
			305 A Tennessee St. 78 56	
			311 A FIU 84 77	
			326 A Central Ark. 58 50	
LAST 12 Division I GAMES:				
311 A FIU 84 77	176 A Georgia St. 68 59			
279 A Ga. Southern 69 53	100 H Little Rock 42 65			
229 H Alabama St. 77 65	162 H Arkansas St. 64 77			
121 A Alabama 72 67	202 A Coastal Caro. 88 78			
305 A Tennessee St. 78 56	109 A Appalachian St. 63 71			
236 H ETSU 81 74	178 N New Mexico St. 68 67			

Non-Div I Games: Faulkner 97 40 Spring Hill 75 57 South Alabama

Average RPI Win:	135	WON-LOST	WINNING	LAST 10	STRENGTH OF	OPP. STRENGTH	TEAM	ADJ.	CONF.	ADJ CONF.
Average RPI Loss:	18	RECORD	PCT. RANK	GAMES	SCHEDULE	OF SCHEDULE	RPI	RPI	RPI	RPI
DIV. I ONLY	12- 5	67	8-2	21	11	21	21	6	6	
DIV. I NON-CONF.	8- 4	91	0- 1	31	12	46	46	6	6	
-----										
TOTALS	RPI 1-25	RPI 26-50	W-L RECORDS	RPI 51-100	RPI 101-150	RPI 150+				
12- 5	0- 3	4- 2	OVERALL	1- 0	2- 0	5- 0				
7- 2	0- 1	1- 1	HOME	1- 0	2- 0	3- 0				
4- 1	0- 1	3- 0	AWAY	0- 0	0- 0	1- 0				
1- 2	0- 1	0- 1	NEUTRAL	0- 0	0- 0	1- 0				
8- 4	0- 2	2- 2	NON-CONFERENCE	1- 0	1- 0	4- 0				
5- 2	0- 1	1- 1	HOME	1- 0	1- 0	2- 0				
2- 0	0- 0	1- 0	AWAY	0- 0	0- 0	1- 0				
1- 2	0- 1	0- 1	NEUTRAL	0- 0	0- 0	1- 0				
4- 1	0- 1	2- 0	CONFERENCE	0- 0	1- 0	1- 0				
2- 0	0- 0	0- 0	HOME	0- 0	1- 0	1- 0				
2- 1	0- 1	2- 0	AWAY	0- 0	0- 0	0- 0				
0- 0	0- 0	0- 0	NEUTRAL	0- 0	0- 0	0- 0				

RPI	S	Opponent	Score	RPI	S	Opponent	Score	RPI	S	Opponent	Score	RPI	S	Opponent	Score
2	H	Baylor	69 94	27	H	Maryland	61 85	86	H	Dayton	65 55	109	H	Appalachian St.	80 50
9	A	Mississippi St.	74 89	31	A	Texas A&M	60 57					121	H	Alabama	62 59
11	N	Drake	85 90	34	A	Purdue	82 73					213	H	Florida	71 40
				37	H	Clemson	69 57					229	A	Alabama St.	94 38
				42	N	Oregon St.	68 70					231	H	Temple	88 60
				49	A	LSU	76 53					236	N	ETSU	101 55
-----															
LAST 12 Division I GAMES:															
11	N	Drake	85 90	9	A	Mississippi St.	74 89					245	H	Furman	66 53
42	N	Oregon St.	68 70	49	A	LSU	76 53								
231	H	Temple	88 60	213	H	Florida	71 40								
34	A	Purdue	82 73	121	H	Alabama	62 59								
109	H	Appalachian St.	80 50	31	A	Texas A&M	60 57								
2	H	Baylor	69 94	245	H	Furman	66 53								

Non-Div I Games:

South Carolina



Average RPI Win:	296	WON-LOST	WINNING	LAST 10	STRENGTH OF	OPP. STRENGTH	TEAM	ADJ.	CONF.	ADJ CONF.
Average RPI Loss:	210	RECORD	PCT. RANK	GAMES	SCHEDULE	OF SCHEDULE	RPI	RPI	RPI	RPI

DIV. I ONLY	7- 9	204	6-4	342	298	300	300	32	32
DIV. I NON-CONF.	5- 7	206	1- 0	331	296	293	293	32	32
-----									
TOTALS	RPI 1-25	RPI 26-50	W-L RECORDS	RPI 51-100	RPI 101-150	RPI 150+			
7- 9	0- 0	0- 0	OVERALL	0- 1	0- 2	7- 6			
4- 2	0- 0	0- 0	HOME	0- 0	0- 0	4- 2			
3- 5	0- 0	0- 0	AWAY	0- 1	0- 1	3- 3			
0- 2	0- 0	0- 0	NEUTRAL	0- 0	0- 1	0- 1			
5- 7	0- 0	0- 0	NON-CONFERENCE	0- 1	0- 2	5- 4			
3- 1	0- 0	0- 0	HOME	0- 0	0- 0	3- 1			
2- 4	0- 0	0- 0	AWAY	0- 1	0- 1	2- 2			
0- 2	0- 0	0- 0	NEUTRAL	0- 0	0- 1	0- 1			
2- 2	0- 0	0- 0	CONFERENCE	0- 0	0- 0	2- 2			
1- 1	0- 0	0- 0	HOME	0- 0	0- 0	1- 1			
1- 1	0- 0	0- 0	AWAY	0- 0	0- 0	1- 1			
0- 0	0- 0	0- 0	NEUTRAL	0- 0	0- 0	0- 0			

RPI 1-25				RPI 26-50				RPI 51-100				RPI 101+ Team's RPI: 300			
RPI	S	Opponent	Score	RPI	S	Opponent	Score	RPI	S	Opponent	Score	RPI	S	Opponent	Score
								54	A	Arizona	32 73	119	N	Wake Forest	44 58
												138	A	Radford	31 61
												202	A	Coastal Caro.	44 57
												221	N	East Carolina	63 71
												223	H	Howard	72 63
												226	H	UNLV	58 49
												266	H	Winthrop	50 58
												267	H	N. C. A&T	44 58
												294	A	Col. of Charleston	51 75
												301	A	Coppin St.	75 59
												325	A	Western Caro.	54 39
												327	A	Presbyterian	57 48
												329	A	Morgan St.	51 62
												334	H	Charleston So.	67 58
												339	H	USC Upstate	71 66
LAST 12 Division I GAMES:															
226	H	UNLV	58 49	301	A	Coppin St.	75 59								
223	H	Howard	72 63	329	A	Morgan St.	51 62								
266	H	Winthrop	50 58	267	H	N. C. A&T	44 58								
339	H	USC Upstate	71 66	325	A	Western Caro.	54 39								
54	A	Arizona	32 73	221	N	East Carolina	63 71								
327	A	Presbyterian	57 48	119	N	Wake Forest	44 58								

Non-Div I Games: Voorhees 88 61 UNKNOWN 67 51

South Carolina St.

Average RPI Win:	162	WON-LOST	WINNING	LAST 10	STRENGTH OF	OPP. STRENGTH	TEAM	ADJ.	CONF.	ADJ CONF.
Average RPI Loss:	63	RECORD	PCT. RANK	GAMES	SCHEDULE	OF SCHEDULE	RPI	RPI	RPI	RPI
DIV. I ONLY	15- 3	23	8-2	116	69	24	24	18	18	
DIV. I NON-CONF.	10- 2	37	0- 0	52	11	13	13	16	16	
-----										
TOTALS	RPI 1-25	RPI 26-50	W-L RECORDS	RPI 51-100	RPI 101-150	RPI 150+				
15- 3	2- 1	2- 1	OVERALL	2- 0	2- 1	7- 0				
5- 0	2- 0	1- 0	HOME	0- 0	0- 0	2- 0				
7- 2	0- 1	1- 0	AWAY	2- 0	1- 1	3- 0				
3- 1	0- 0	0- 1	NEUTRAL	0- 0	1- 0	2- 0				
10- 2	1- 1	2- 1	NON-CONFERENCE	2- 0	2- 0	3- 0				
3- 0	1- 0	1- 0	HOME	0- 0	0- 0	1- 0				
4- 1	0- 1	1- 0	AWAY	2- 0	1- 0	0- 0				
3- 1	0- 0	0- 1	NEUTRAL	0- 0	1- 0	2- 0				
5- 1	1- 0	0- 0	CONFERENCE	0- 0	0- 1	4- 0				
2- 0	1- 0	0- 0	HOME	0- 0	0- 0	1- 0				
3- 1	0- 0	0- 0	AWAY	0- 0	0- 1	3- 0				
0- 0	0- 0	0- 0	NEUTRAL	0- 0	0- 0	0- 0				

RPI	S	Opponent	Score	RPI	S	Opponent	Score	RPI	S	Opponent	Score	RPI	S	Opponent	Score
11	A	Drake	64 76	29	N	Indiana	60 68	67	A	Creighton	77 65	133	N	Loyola Marymount	67 40
13	H	Iowa St.	64 59	32	A	Missouri	74 61	92	A	Missouri St.	85 74	144	A	Montana	64 41
25	H	South Dakota St.	105 98	50	H	Green Bay	55 49					149	A	Denver	99 104
												168	A	Oral Roberts	76 72
												169	N	Grambling	67 53
												274	N	Wichita St.	73 64
												302	A	Omaha	80 49
												310	A	North Dakota St.	67 41
												315	H	Incarnate Word	96 43
												338	H	Purdue Fort Wayne	69 51
-----															
LAST 12 Division I GAMES:															
302	A	Omaha	80 49	338	H	Purdue Fort Wayne	69 51	25	H	South Dakota St.	105 98	149	A	Denver	99 104
168	A	Oral Roberts	76 72					310	A	North Dakota St.	67 41	29	N	Indiana	60 68
169	N	Grambling	67 53					133	N	Loyola Marymount	67 40				
32	A	Missouri	74 61												
92	A	Missouri St.	85 74												
50	H	Green Bay	55 49												

Non-Div I Games: Bellevue 79 40 St. Mary (NE) 112 52

South Dakota

Average RPI Win:	151	WON-LOST	WINNING	LAST 10	STRENGTH OF	OPP. STRENGTH	TEAM	ADJ.	CONF.	ADJ CONF.
Average RPI Loss:	26	RECORD	PCT. RANK	GAMES	SCHEDULE	OF SCHEDULE	RPI	RPI	RPI	RPI
DIV. I ONLY	13- 6	80	7-3	32	39	25	25	18	18	
DIV. I NON-CONF.	8- 5	120	0- 0	10	5	17	17	16	16	
-----										
TOTALS	RPI 1-25	RPI 26-50	W-L RECORDS	RPI 51-100	RPI 101-150	RPI 150+				
13- 6	2- 4	1- 1	OVERALL	2- 1	2- 0	6- 0				
7- 1	1- 1	1- 0	HOME	2- 0	1- 0	2- 0				
6- 3	1- 2	0- 0	AWAY	0- 1	1- 0	4- 0				
0- 2	0- 1	0- 1	NEUTRAL	0- 0	0- 0	0- 0				
8- 5	2- 3	1- 1	NON-CONFERENCE	2- 1	1- 0	2- 0				
5- 1	1- 1	1- 0	HOME	2- 0	0- 0	1- 0				
3- 2	1- 1	0- 0	AWAY	0- 1	1- 0	1- 0				
0- 2	0- 1	0- 1	NEUTRAL	0- 0	0- 0	0- 0				
5- 1	0- 1	0- 0	CONFERENCE	0- 0	1- 0	4- 0				
2- 0	0- 0	0- 0	HOME	0- 0	1- 0	1- 0				
3- 1	0- 1	0- 0	AWAY	0- 0	0- 0	3- 0				
0- 0	0- 0	0- 0	NEUTRAL	0- 0	0- 0	0- 0				

RPI	S	Opponent	Score	RPI	S	Opponent	Score	RPI	S	Opponent	Score	RPI	S	Opponent	Score
2	N	Baylor	66 72	35	N	Buffalo	55 61	67	H	Creighton	74 48	130	A	Chattanooga	71 54
3	H	Oregon	79 87	50	H	Green Bay	77 47	78	A	Wyoming	70 77	149	H	Denver	76 59
11	H	Drake	80 71					81	H	FGCU	80 62	153	A	Montana St.	88 67
15	A	Marquette	52 91									168	H	Oral Roberts	68 55
18	A	Central Mich.	80 71									218	A	North Dakota	66 48
24	A	South Dakota	98 105									235	A	Western Ill.	93 84
-----															
LAST 12 Division I GAMES:															
218	A	North Dakota	66 48	149	H	Denver	76 59	24	A	South Dakota	98 105	338	A	Purdue Fort Wayne	85 52
168	H	Oral Roberts	68 55					235	A	Western Ill.	93 84	78	A	Wyoming	70 77
342	H	Savannah St.	97 49					153	A	Montana St.	88 67				
3	H	Oregon	79 87												
11	H	Drake	80 71												
130	A	Chattanooga	71 54												

Non-Div I Games:

South Dakota St.

Average RPI Win:	190	WON-LOST	WINNING	LAST 10	STRENGTH OF	OPP. STRENGTH	TEAM	ADJ.	CONF.	ADJ CONF.
Average RPI Loss:	44	RECORD	PCT. RANK	GAMES	SCHEDULE	OF SCHEDULE	RPI	RPI	RPI	RPI
DIV. I ONLY	11- 7	112	5-5	144	24	122	122	9	9	
DIV. I NON-CONF.	9- 5	105	0- 0	249	13	153	153	9	9	
-----										
TOTALS	RPI 1-25	RPI 26-50	W-L RECORDS	RPI 51-100	RPI 101-150	RPI 150+				
11- 7	0- 2	0- 3	OVERALL	3- 2	1- 0	7- 0				
8- 1	0- 1	0- 0	HOME	1- 0	1- 0	6- 0				
2- 2	0- 1	0- 1	AWAY	1- 0	0- 0	1- 0				
1- 4	0- 0	0- 2	NEUTRAL	1- 2	0- 0	0- 0				
9- 5	0- 0	0- 3	NON-CONFERENCE	2- 2	1- 0	6- 0				
7- 0	0- 0	0- 0	HOME	0- 0	1- 0	6- 0				
1- 1	0- 0	0- 1	AWAY	1- 0	0- 0	0- 0				
1- 4	0- 0	0- 2	NEUTRAL	1- 2	0- 0	0- 0				
2- 2	0- 2	0- 0	CONFERENCE	1- 0	0- 0	1- 0				
1- 1	0- 1	0- 0	HOME	1- 0	0- 0	0- 0				
1- 1	0- 1	0- 0	AWAY	0- 0	0- 0	1- 0				
0- 0	0- 0	0- 0	NEUTRAL	0- 0	0- 0	0- 0				

RPI 1-25				RPI 26-50				RPI 51-100				RPI 101+ Team's RPI: 122			
RPI	S	Opponent	Score	RPI	S	Opponent	Score	RPI	S	Opponent	Score	RPI	S	Opponent	Score
7	A	UConn	46 63	26	N	Kentucky	63 85	56	N	UCLA	60 56	137	H	Oklahoma	87 70
17	H	UCF	49 62	45	N	North Carolina	69 71	67	N	Creighton	76 83	169	H	Grambling	67 50
				49	A	LSU	49 78	87	H	Tulane	73 46	197	H	George Washington	63 30
								98	N	Virginia	67 74	231	A	Temple	63 53
								99	A	Ohio St.	71 47	252	H	Bethune-Cookman	88 39
												275	H	Vermont	102 55
												282	H	Albany (NY)	74 37
												309	H	New Hampshire	79 36
-----															
LAST 12 Division I GAMES:															
87	H	Tulane	73 46	17	H	UCF	49 62	231	A	Temple	63 53				
7	A	UConn	46 63	49	A	LSU	49 78	67	N	Creighton	76 83				
169	H	Grambling	67 50	98	N	Virginia	67 74	87	H	Tulane	73 46				
197	H	George Washington	63 30	56	N	UCLA	60 56	275	H	Vermont	102 55				
309	H	New Hampshire	79 36												

Non-Div I Games:

South Fla.

Average RPI		Winn: 288	WON-LOST	WINNING	LAST 10	STRENGTH OF		OPP. STRENGTH	TEAM	ADJ.	CONF.	ADJ. CONF.
Loss: 167			RECORD	PCT. RANK	GAMES	SCHEDULE		OF SCHEDULE	RPI	RPI	RPI	RPI
DIV. I	ONLY	6- 9	225	6-4	220	323	218	218	22	22		
DIV. I	NON-CONF.	3- 6	241	0- 0	150	307	210	210	20	20		
TOTALS		RPI 1-25		RPI 26-50	W-L RECORDS		RPI 51-100	RPI 101-150	RPI 150+			
6- 9	0- 1		0- 0	OVERALL		0- 0	0- 1	6- 7				
2- 3	0- 0		0- 0	HOME		0- 0	0- 1	2- 2				
4- 5	0- 1		0- 0	AWAY		0- 0	0- 0	4- 4				
0- 1	0- 0		0- 0	NEUTRAL		0- 0	0- 0	0- 1				
3- 6	0- 1		0- 0	NON-CONFERENCE		0- 0	0- 0	3- 5				
1- 1	0- 0		0- 0	HOME		0- 0	0- 0	1- 1				
2- 4	0- 1		0- 0	AWAY		0- 0	0- 0	2- 3				
0- 1	0- 0		0- 0	NEUTRAL		0- 0	0- 0	0- 1				
3- 3	0- 0		0- 0	CONFERENCE		0- 0	0- 1	3- 2				
1- 2	0- 0		0- 0	HOME		0- 0	0- 1	1- 1				
2- 1	0- 0		0- 0	AWAY		0- 0	0- 0	2- 1				
0- 0	0- 0		0- 0	NEUTRAL		0- 0	0- 0	0- 0				

RPI 1-25				RPI 26-50				RPI 51-100				RPI 101+				Team's RPI: 218	
RPI	S	Opponent	Score	RPI	S	Opponent	Score	RPI	S	Opponent	Score	RPI	S	Opponent	Score		
9	A	Mississippi St.	53 88									140	H	UT Martin	73 80		
												157	N	North Ala.	67 80		
												158	H	Indiana St.	51 62		
												165	A	Morehead St.	54 82		
												166	A	Southern Ill.	40 60		
												171	A	Bradley	79 85		
												199	A	SIUE	62 52		
												235	H	Western Ill.	81 71		
												254	A	Memphis	57 69		
												281	H	Murray St.	59 64		
												312	H	Austin Peay	64 54		
												314	A	NJIT	68 58		
												324	A	Eastern Ky.	52 42		
												343	A	Evansville	54 50		
LAST 12 Division I GAMES:																	
324	A	Eastern Ky.	52 42	281	H	Murray St.	59 64										
165	A	Morehead St.	54 82	312	H	Austin Peay	64 54										
158	H	Indiana St.	51 62	140	H	UT Martin	73 80										
314	A	NJIT	68 58	199	A	SIUE	62 52										
157	N	North Ala.	67 80	254	A	Memphis	57 69										
235	H	Western Ill.	81 71	343	A	Evansville	54 50										

Non-Div I Games:	Ill.-Springfield	82	46	Harris-Stowe	80	65
------------------	------------------	----	----	--------------	----	----

Southeast Mo. St.

■ Loss, ■ Non-Conf, S Site, H Home A Away N Neutral

Average RPI Win:	287	WON-LOST	WINNING	LAST 10	STRENGTH OF	OPP. STRENGTH	TEAM	ADJ.	CONF.	ADJ CONF.
Average RPI Loss:	159	RECORD	PCT. RANK	GAMES	SCHEDULE	OF SCHEDULE	RPI	RPI	RPI	RPI
DIV. I ONLY	6- 8	214	3-7	281	285	232	232	26	26	
DIV. I NON-CONF.	4- 5	190	0- 0	306	279	228	228	22	22	
-----										
TOTALS	RPI 1-25	RPI 26-50	W-L RECORDS	RPI 51-100	RPI 101-150	RPI 150+				
6- 8	0- 0	0- 1	OVERALL	0- 2	0- 2	6- 3				
3- 2	0- 0	0- 0	HOME	0- 1	0- 0	3- 1				
3- 6	0- 0	0- 1	AWAY	0- 1	0- 2	3- 2				
0- 0	0- 0	0- 0	NEUTRAL	0- 0	0- 0	0- 0				
4- 5	0- 0	0- 1	NON-CONFERENCE	0- 0	0- 2	4- 2				
1- 1	0- 0	0- 0	HOME	0- 0	0- 0	1- 1				
3- 4	0- 0	0- 1	AWAY	0- 0	0- 2	3- 1				
0- 0	0- 0	0- 0	NEUTRAL	0- 0	0- 0	0- 0				
2- 3	0- 0	0- 0	CONFERENCE	0- 2	0- 0	2- 1				
2- 1	0- 0	0- 0	HOME	0- 1	0- 0	2- 0				
0- 2	0- 0	0- 0	AWAY	0- 1	0- 0	0- 1				
0- 0	0- 0	0- 0	NEUTRAL	0- 0	0- 0	0- 0				

RPI S Opponent	Score	RPI S Opponent	Score	RPI S Opponent	Score	RPI S Opponent	Score	Team's RPI: 232
49 A LSU	52 72	59 A Lamar University	54 94	90 H SFA	51 62	121 A Alabama	40 88	
						136 A Louisiana Tech	53 72	
						170 H Abilene Christian	74 71	
						210 H Southern Miss.	52 59	
						222 A SMU	63 62	
						287 A Alabama A&M	48 51	
						319 A McNeese	56 62	
						321 H La.-Monroe	49 42	
						326 H Central Ark.	62 53	
						332 A Jackson St.	50 45	
						350 A Alcorn	77 59	
LAST 12 Division I GAMES:								
319 A McNeese	56 62	170 H Abilene Christian	74 71					
59 A Lamar University	54 94	326 H Central Ark.	62 53					
287 A Alabama A&M	48 51	90 H SFA	51 62					
136 A Louisiana Tech	53 72	49 A LSU	52 72					
332 A Jackson St.	50 45	210 H Southern Miss.	52 59					
222 A SMU	63 62	321 H La.-Monroe	49 42					

Non-Div I Games: Mobile 70 57 Xavier (LA) 47 59

Southeastern La.

Average RPI Win:	183	WON-LOST	WINNING	LAST 10	STRENGTH OF	OPP. STRENGTH	TEAM	ADJ.	CONF.	ADJ CONF.
Average RPI Loss:	28	RECORD	PCT. RANK	GAMES	SCHEDULE	OF SCHEDULE	RPI	RPI	RPI	RPI
DIV. I ONLY	11- 6	90	4-6	54	45	48	48	2	2	
DIV. I NON-CONF.	10- 1	19	0- 0	174	184	31	31	2	2	
-----										
TOTALS	RPI 1-25	RPI 26-50	W-L RECORDS	RPI 51-100	RPI 101-150	RPI 150+				
11- 6	0- 2	0- 3	OVERALL	1- 1	3- 0	7- 0				
5- 3	0- 1	0- 1	HOME	0- 1	1- 0	4- 0				
5- 3	0- 1	0- 2	AWAY	1- 0	1- 0	3- 0				
1- 0	0- 0	0- 0	NEUTRAL	0- 0	1- 0	0- 0				
10- 1	0- 0	0- 1	NON-CONFERENCE	0- 0	3- 0	7- 0				
5- 0	0- 0	0- 0	HOME	0- 0	1- 0	4- 0				
4- 1	0- 0	0- 1	AWAY	0- 0	1- 0	3- 0				
1- 0	0- 0	0- 0	NEUTRAL	0- 0	1- 0	0- 0				
1- 5	0- 2	0- 2	CONFERENCE	1- 1	0- 0	0- 0				
0- 3	0- 1	0- 1	HOME	0- 1	0- 0	0- 0				
1- 2	0- 1	0- 1	AWAY	1- 0	0- 0	0- 0				
0- 0	0- 0	0- 0	NEUTRAL	0- 0	0- 0	0- 0				

RPI	S	Opponent	Score	RPI	S	Opponent	Score	Team's RPI: 48	RPI	S	Opponent	Score	RPI	S	Opponent	Score
3	H	Oregon	53 93	30	A	California	59 66		56	A	UCLA	72 67	124	A	UT Arlington	73 61
4	A	Stanford	64 72	31	A	Texas A&M	51 71		56	H	UCLA	65 72	132	H	Fresno St.	62 61
				42	H	Oregon St.	52 76						150	N	Utah St.	55 46
													153	H	CSUN	58 42
													174	H	Santa Clara	77 46
													185	H	UC Riverside	73 55
													226	A	UNLV	86 72
													258	A	Long Beach St.	86 50
													260	A	Nevada	72 51
													298	H	UC Santa Barbara	82 39
-----																
LAST 12 Division I GAMES:																
56	A	UCLA	72 67	3	H	Oregon	53 93		30	A	California	59 66				
42	H	Oregon St.	52 76	4	A	Stanford	64 72		56	H	UCLA	65 72				
153	H	CSUN	58 42						124	A	UT Arlington	73 61				
226	A	UNLV	86 72						31	A	Texas A&M	51 71				
132	H	Fresno St.	62 61													
260	A	Nevada	72 51													

Non-Div I Games:

Southern California

Average RPI Win:	209	WON-LOST	WINNING	LAST 10	STRENGTH OF	OPP. STRENGTH	TEAM	ADJ.	CONF.	ADJ CONF.
Average RPI Loss:	134	RECORD	PCT. RANK	GAMES	SCHEDULE	OF SCHEDULE	RPI	RPI	RPI	RPI
DIV. I ONLY	8- 8	163	5-5	138	213	166	166	12	12	
DIV. I NON-CONF.	7- 4	109	0- 0	120	181	83	83	14	14	
-----										
TOTALS	RPI 1-25	RPI 26-50	W-L RECORDS	RPI 51-100	RPI 101-150	RPI 150+				
8- 8	0- 1	0- 0	OVERALL	2- 1	0- 2	6- 4				
6- 1	0- 0	0- 0	HOME	1- 0	0- 0	5- 1				
1- 6	0- 0	0- 0	AWAY	0- 1	0- 2	1- 3				
1- 1	0- 1	0- 0	NEUTRAL	1- 0	0- 0	0- 0				
7- 4	0- 1	0- 0	NON-CONFERENCE	2- 0	0- 2	5- 1				
5- 0	0- 0	0- 0	HOME	1- 0	0- 0	4- 0				
1- 3	0- 0	0- 0	AWAY	0- 0	0- 2	1- 1				
1- 1	0- 1	0- 0	NEUTRAL	1- 0	0- 0	0- 0				
1- 4	0- 0	0- 0	CONFERENCE	0- 1	0- 0	1- 3				
1- 1	0- 0	0- 0	HOME	0- 0	0- 0	1- 1				
0- 3	0- 0	0- 0	AWAY	0- 1	0- 0	0- 2				
0- 0	0- 0	0- 0	NEUTRAL	0- 0	0- 0	0- 0				

RPI 1-25				RPI 26-50				RPI 51-100				RPI 101+ Team's RPI: 166			
RPI	S	Opponent	Score	RPI	S	Opponent	Score	RPI	S	Opponent	Score	RPI	S	Opponent	Score
14	N	Arizona St.	38 82					92	A	Missouri St.	51 66	110	A	Western Ky.	76 83
								94	H	Northern Ill.	82 73	140	A	UT Martin	94 95
								96	N	Hartford	72 50	151	H	IUPUI	78 73
												158	H	Indiana St.	58 61
												171	A	Bradley	53 58
												182	A	Illinois St.	52 60
												206	A	Saint Louis	58 62
												218	H	Southeast Mo. St.	60 40
												237	H	Marshall	58 49
												249	H	Eastern Ill.	73 59
												281	A	Murray St.	65 59
												343	H	Evansville	67 47
LAST 12 Division I GAMES:															
171	A	Bradley	53 58	92	A	Missouri St.	51 66	158	H	Indiana St.	58 61				
182	A	Illinois St.	52 60	343	H	Evansville	67 47	151	H	IUPUI	78 73				
94	H	Northern Ill.	82 73	281	A	Murray St.	65 59	249	H	Eastern Ill.	73 59				
206	A	Saint Louis	58 62												
14	N	Arizona St.	38 82												
96	N	Hartford	72 50												

Non-Div I Games:

Southern Ill.



Average RPI Win:	252	WON-LOST	WINNING	LAST 10	STRENGTH OF	OPP. STRENGTH	TEAM	ADJ.	CONF.	ADJ CONF.
Average RPI Loss:	114	RECORD	PCT. RANK	GAMES	SCHEDULE	OF SCHEDULE	RPI	RPI	RPI	RPI
DIV. I ONLY	7- 10	220	3-7	93	300	210	210	16	16	
DIV. I NON-CONF.	6- 5	143	0- 0	250	297	235	235	19	19	
-----										
TOTALS	RPI 1-25	RPI 26-50	W-L RECORDS	RPI 51-100	RPI 101-150	RPI 150+				
7- 10	0- 1	0- 0	OVERALL	0- 3	0- 3	7- 3				
6- 6	0- 1	0- 0	HOME	0- 1	0- 2	6- 2				
1- 4	0- 0	0- 0	AWAY	0- 2	0- 1	1- 1				
0- 0	0- 0	0- 0	NEUTRAL	0- 0	0- 0	0- 0				
6- 5	0- 1	0- 0	NON-CONFERENCE	0- 1	0- 2	6- 1				
5- 3	0- 1	0- 0	HOME	0- 0	0- 1	5- 1				
1- 2	0- 0	0- 0	AWAY	0- 1	0- 1	1- 0				
0- 0	0- 0	0- 0	NEUTRAL	0- 0	0- 0	0- 0				
1- 5	0- 0	0- 0	CONFERENCE	0- 2	0- 1	1- 2				
1- 3	0- 0	0- 0	HOME	0- 1	0- 1	1- 1				
0- 2	0- 0	0- 0	AWAY	0- 1	0- 0	0- 1				
0- 0	0- 0	0- 0	NEUTRAL	0- 0	0- 0	0- 0				

RPI 1-25				RPI 26-50				RPI 51-100				RPI 101+				Team's RPI: 210
RPI	S	Opponent	Score	RPI	S	Opponent	Score	RPI	S	Opponent	Score	RPI	S	Opponent	Score	
9	H	Mississippi St.	42 86					55	H	Old Dominion	50 53	101	H	Rice	47 58	
								69	A	Middle Tenn.	49 66	117	H	Houston	44 61	
								87	A	Tulane	54 71	143	A	South Alabama	68 77	
												152	A	UAB	60 71	
												167	H	Charlotte	65 54	
												169	H	Grambling	68 47	
												189	H	North Texas	48 62	
												215	H	Sam Houston St.	61 65	
												225	H	Samford	76 40	
												232	A	Southeastern La.	59 52	
												299	H	Mississippi Val.	67 60	
												322	H	Northwestern St.	69 54	
												350	H	Alcorn	66 47	
-----																
LAST 12 Division I GAMES:																
				55	H	Old Dominion	50 53	152	A	UAB	60 71					
				167	H	Charlotte	65 54	69	A	Middle Tenn.	49 66					
				9	H	Mississippi St.	42 86	189	H	North Texas	48 62					
				350	H	Alcorn	66 47	101	H	Rice	47 58					
				87	A	Tulane	54 71	117	H	Houston	44 61					
				322	H	Northwestern St.	69 54	232	A	Southeastern La.	59 52					

Non-Div I Games: William Carey 74 48 Blue Mountain (MS) 84 38

Southern Miss.

Average RPI	Win: 273	WON-LOST	WINNING	LAST 10	STRENGTH OF	OPP. STRENGTH	TEAM	ADJ.	CONF.	ADJ CONF.
Average RPI	Loss: 83	RECORD	PCT. RANK	GAMES	SCHEDULE	OF SCHEDULE	RPI	RPI	RPI	RPI
DIV. I ONLY	4- 8	253	5-5	119	107	183	183	30	30	
DIV. I NON-CONF.	0- 7	336	0- 0	2	17	169	169	26	26	
-----										
TOTALS	RPI 1-25	RPI 26-50	W-L RECORDS	RPI 51-100	RPI 101-150	RPI 150+				
4- 8	0- 2	0- 1	OVERALL	0- 2	0- 1	4- 2				
2- 2	0- 0	0- 0	HOME	0- 0	0- 1	2- 1				
2- 6	0- 2	0- 1	AWAY	0- 2	0- 0	2- 1				
0- 0	0- 0	0- 0	NEUTRAL	0- 0	0- 0	0- 0				
0- 7	0- 2	0- 1	NON-CONFERENCE	0- 2	0- 1	0- 1				
0- 1	0- 0	0- 0	HOME	0- 0	0- 1	0- 0				
0- 6	0- 2	0- 1	AWAY	0- 2	0- 0	0- 1				
0- 0	0- 0	0- 0	NEUTRAL	0- 0	0- 0	0- 0				
4- 1	0- 0	0- 0	CONFERENCE	0- 0	0- 0	4- 1				
2- 1	0- 0	0- 0	HOME	0- 0	0- 0	2- 1				
2- 0	0- 0	0- 0	AWAY	0- 0	0- 0	2- 0				
0- 0	0- 0	0- 0	NEUTRAL	0- 0	0- 0	0- 0				

RPI 1-25				RPI 26-50				RPI 51-100				RPI 101+ Team's RPI: 183			
RPI	S	Opponent	Score	RPI	S	Opponent	Score	RPI	S	Opponent	Score	RPI	S	Opponent	Score
2	A	Baylor	49 94	26	A	Kentucky	41 91	61	A	TCU	40 69	143	H	South Alabama	49 53
14	A	Arizona St.	47 69					65	A	Michigan	35 76	159	A	Texas Tech	58 76
												169	A	Grambling	86 81
												191	H	Prairie View	54 55
												241	H	Texas Southern	63 61
												332	A	Jackson St.	76 74
												349	H	Ark.-Pine Bluff	73 41
LAST 12 Division I GAMES:															
349	H	Ark.-Pine Bluff	73 41	169	A	Grambling	86 81	241	H	Texas Southern	63 61				
332	A	Jackson St.	76 74	191	H	Prairie View	54 55	65	A	Michigan	35 76				
14	A	Arizona St.	47 69	49	A	Baylor	49 94	159	A	Texas Tech	58 76				
143	H	South Alabama	49 53	26	A	Kentucky	41 91	61	A	TCU	40 69				

Non-Div I Games: Dillard 61 63 Wiley 89 58 Louisiana Col. 77 53 Millsaps 71 36 Southern U.

Average RPI Win:	207	WON-LOST	WINNING	LAST 10	STRENGTH OF	OPP. STRENGTH	TEAM	ADJ.	CONF.	ADJ CONF.
Average RPI Loss:	146	RECORD	PCT. RANK	GAMES	SCHEDULE	OF SCHEDULE	RPI	RPI	RPI	RPI
DIV. I ONLY	5- 11	260	3-7	108	238	209	209	15	15	
DIV. I NON-CONF.	3- 6	241	0- 1	45	246	192	192	12	12	
-----										
TOTALS	RPI 1-25	RPI 26-50	W-L RECORDS	RPI 51-100	RPI 101-150	RPI 150+				
5- 11	1- 0	0- 0	OVERALL	0- 1	0- 6	4- 4				
4- 2	1- 0	0- 0	HOME	0- 0	0- 2	3- 0				
1- 9	0- 0	0- 0	AWAY	0- 1	0- 4	1- 4				
0- 0	0- 0	0- 0	NEUTRAL	0- 0	0- 0	0- 0				
3- 6	1- 0	0- 0	NON-CONFERENCE	0- 1	0- 3	2- 2				
3- 1	1- 0	0- 0	HOME	0- 0	0- 1	2- 0				
0- 5	0- 0	0- 0	AWAY	0- 1	0- 2	0- 2				
0- 0	0- 0	0- 0	NEUTRAL	0- 0	0- 0	0- 0				
2- 5	0- 0	0- 0	CONFERENCE	0- 0	0- 3	2- 2				
1- 1	0- 0	0- 0	HOME	0- 0	0- 1	1- 0				
1- 4	0- 0	0- 0	AWAY	0- 0	0- 2	1- 2				
0- 0	0- 0	0- 0	NEUTRAL	0- 0	0- 0	0- 0				

RPI 1-25				RPI 26-50				RPI 51-100				RPI 101+				Team's RPI: 209
RPI	S	Opponent	Score	RPI	S	Opponent	Score	RPI	S	Opponent	Score	RPI	S	Opponent	Score	
19	H	BYU	67 64					60	A	Boise St.	53 88	103	A	UC Davis	45 68	
												120	H	Idaho St.	57 69	
												141	A	Portland St.	49 63	
												144	A	Montana	57 79	
												146	A	UC Irvine	58 75	
												149	H	Denver	70 71	
												153	A	Montana St.	64 69	
												168	A	Oral Roberts	59 64	
												185	A	UC Riverside	50 56	
												217	H	Utah Valley	60 59	
												239	A	Sacramento St.	76 77	
												240	H	San Diego	69 59	
												255	A	Northern Ariz.	82 76	
												303	H	Weber St.	84 79	
-----																
LAST 12 Division I GAMES:																
185	A	UC Riverside	50 56	141	A	Portland St.	49 63									
239	A	Sacramento St.	76 77	255	A	Northern Ariz.	82 76									
60	A	Boise St.	53 88	303	H	Weber St.	84 79									
149	H	Denver	70 71	120	H	Idaho St.	57 69									
217	H	Utah Valley	60 59	144	A	Montana	57 79									
168	A	Oral Roberts	59 64	153	A	Montana St.	64 69									

Non-Div I Games:

Southern Utah

Average RPI Win:	250	WON-LOST	WINNING	LAST 10	STRENGTH OF	OPP. STRENGTH	TEAM	ADJ.	CONF.	ADJ CONF.
Average RPI Loss:	139	RECORD	PCT. RANK	GAMES	SCHEDULE	OF SCHEDULE	RPI	RPI	RPI	RPI
DIV. I ONLY	4- 14	301	2-8	99	227	238	238	17	17	
DIV. I NON-CONF.	3- 10	278	0- 0	68	234	220	220	17	17	
-----										
TOTALS	RPI 1-25	RPI 26-50	W-L RECORDS	RPI 51-100	RPI 101-150	RPI 150+				
4- 14	0- 0	0- 2	OVERALL	0- 3	0- 4	4- 5				
2- 6	0- 0	0- 0	HOME	0- 3	0- 1	2- 2				
2- 7	0- 0	0- 1	AWAY	0- 0	0- 3	2- 3				
0- 1	0- 0	0- 1	NEUTRAL	0- 0	0- 0	0- 0				
3- 10	0- 0	0- 2	NON-CONFERENCE	0- 2	0- 3	3- 3				
2- 3	0- 0	0- 0	HOME	0- 2	0- 0	2- 1				
1- 6	0- 0	0- 1	AWAY	0- 0	0- 3	1- 2				
0- 1	0- 0	0- 1	NEUTRAL	0- 0	0- 0	0- 0				
1- 4	0- 0	0- 0	CONFERENCE	0- 1	0- 1	1- 2				
0- 3	0- 0	0- 0	HOME	0- 1	0- 1	0- 1				
1- 1	0- 0	0- 0	AWAY	0- 0	0- 0	1- 1				
0- 0	0- 0	0- 0	NEUTRAL	0- 0	0- 0	0- 0				

RPI 1-25				RPI 26-50				RPI 51-100				RPI 101+				Team's RPI: 238	
RPI	S	Opponent	Score	RPI	S	Opponent	Score	RPI	S	Opponent	Score	RPI	S	Opponent	Score		
				35	A	Buffal o	43 90	52	H	Bucknel l	46 77	113	A	Penn St.	65 80		
				38	N	Oh i o	53 70	76	H	Kent St.	64 76	118	A	Georgi a	40 67		
								86	H	Dayton	49 62	147	H	Duquesne	54 60		
												149	A	Denver	62 76		
												180	A	Akron	58 67		
												200	A	George Mason	68 57		
												201	A	Cornel l	44 58		
												206	H	Sai nt Loui s	45 62		
												242	A	Ni agara	76 48		
												262	H	Si ena	74 58		
												263	H	Hofstra	59 67		
												277	A	Sai nt Joseph' s	41 66		
												295	H	Can i si us	100 94		
-----																	
LAST 12 Di vi si on I GAMES:																	
				206	H	Sai nt Loui s	45 62	277	A	Sai nt Joseph' s	41 66						
				86	H	Dayton	49 62	200	A	George Mason	68 57						
				113	A	Penn St.	65 80	147	H	Duquesne	54 60						
				262	H	Si ena	74 58	201	A	Cornel l	44 58						
				180	A	Akron	58 67	35	A	Buffal o	43 90						
				52	H	Bucknel l	46 77	76	H	Kent St.	64 76						

Non-Div I Games:

St. Bonaventure

Average RPI Win: 287

Average RPI Loss: 207

WON-LOST  
RECORDWINNING  
PCT. RANKLAST 10  
GAMESSTRENGTH OF  
SCHEDULEOPP. STRENGTH  
OF SCHEDULETEAM  
RPIADJ.  
RPICONF.  
RPIADJ CONF.  
RPIDIV. I ONLY  
DIV. I NON-CONF.8- 8  
5- 6163  
1775-5  
0- 0329  
322325  
325278  
276278  
27631  
3131  
31

TOTALS

RPI 1-25

RPI 26-50

W-L RECORDS

RPI 51-100

RPI 101-150

RPI 150+

8- 8  
4- 4  
3- 3  
1- 10- 0  
0- 0  
0- 0  
0- 00- 0  
0- 0  
0- 0  
0- 0OVERALL  
HOME  
AWAY  
NEUTRAL0- 2  
0- 1  
0- 1  
0- 00- 1  
0- 0  
0- 1  
0- 08- 5  
4- 3  
3- 1  
1- 15- 6  
2- 2  
2- 3  
1- 10- 0  
0- 0  
0- 0  
0- 00- 0  
0- 0  
0- 0  
0- 0NON-CONFERENCE  
HOME  
AWAY  
NEUTRAL0- 2  
0- 1  
0- 1  
0- 00- 1  
0- 0  
0- 1  
0- 05- 3  
2- 1  
2- 1  
1- 13- 2  
2- 2  
1- 0  
0- 00- 0  
0- 0  
0- 0  
0- 00- 0  
0- 0  
0- 0  
0- 0CONFERENCE  
HOME  
AWAY  
NEUTRAL0- 0  
0- 0  
0- 0  
0- 00- 0  
0- 0  
0- 0  
0- 03- 2  
2- 2  
1- 0  
0- 0

RPI 1-25

RPI S Opponent Score

RPI 26-50

RPI S Opponent Score

RPI 51-100

RPI S Opponent Score

RPI 101+

Team's RPI: 278

RPI S Opponent Score

74 A Seton Hall 77 100  
91 H Princeton 64 83145 A Stony Brook 67 74  
165 A Morehead St. 101 94  
211 H Sacred Heart 66 68  
233 H Saint Francis (PA) 78 65  
257 H Robert Morris 56 75  
282 H Albany (NY) 60 67  
285 A Army West Point 57 69  
288 A Bryant 60 55  
304 H Saint Peter's 74 70  
307 N Valparaiso 76 78  
308 A Loyola Maryland 75 70  
316 H Wagner 76 61  
340 H Manhattan 73 65  
341 N Chicago St. 110 73

LAST 12 Division I GAMES:

211 H Sacred Heart 66 68 257 H Robert Morris 56 75  
233 H Saint Francis (PA) 78 65 288 A Bryant 60 55  
304 H Saint Peter's 74 70 316 H Wagner 76 61  
308 A Loyola Maryland 75 70 145 A Stony Brook 67 74  
285 A Army West Point 57 69 91 H Princeton 64 83  
74 A Seton Hall 77 100 282 H Albany (NY) 60 67

Non-Div I Games: Mercy

102 51

St. Francis Brooklyn

Loss, Non-Conf, S Site, H Home A Away N Neutral

Average RPI Win:

219

Average RPI Loss:

52

WON-LOST  
RECORDWINNING  
PCT. RANKLAST 10  
GAMESSTRENGTH OF  
SCHEDULEOPP. STRENGTH  
OF SCHEDULETEAM  
RPIADJ.  
RPICONF.  
RPIADJ CONF.  
RPIDIV. I ONLY  
DIV. I NON-CONF.8- 10  
7- 4201  
1092-8  
0- 057  
14370  
96105  
82105  
825  
45  
4

TOTALS

RPI 1-25

RPI 26-50

W-L RECORDS

RPI 51-100

RPI 101-150

RPI 150+

8- 10

0- 4

1- 1

OVERALL

0- 4

1- 1

6- 0

2- 3

0- 1

0- 0

HOME

0- 2

1- 0

1- 0

4- 6

0- 2

0- 1

AWAY

0- 2

0- 1

4- 0

2- 1

0- 1

1- 0

NEUTRAL

0- 0

0- 0

1- 0

7- 4

0- 2

1- 0

NON-CONFERENCE

0- 1

1- 1

5- 0

2- 1

0- 1

0- 0

HOME

0- 0

1- 0

1- 0

3- 2

0- 0

0- 0

AWAY

0- 1

0- 1

3- 0

2- 1

0- 1

1- 0

NEUTRAL

0- 0

0- 0

1- 0

1- 6

0- 2

0- 1

CONFERENCE

0- 3

0- 0

1- 0

0- 2

0- 0

0- 0

HOME

0- 2

0- 0

0- 0

1- 4

0- 2

0- 1

AWAY

0- 1

0- 0

1- 0

0- 0

0- 0

0- 0

NEUTRAL

0- 0

0- 0

0- 0

RPI 1-25

RPI 26-50

RPI 51-100

RPI 101+

Team's RPI: 105

RPI	S	Opponent	Score
7	N	UConn	55 65
15	A	Marquette	73 83
20	A	Butler	45 66
22	H	Florida St.	53 57

RPI	S	Opponent	Score
34	N	Purdue	68 62
44	A	DePaul	64 73

RPI	S	Opponent	Score
58	A	James Madison	51 64
67	H	Creighton	63 65
74	A	Seton Hall	67 77
89	H	Providence	66 67

RPI	S	Opponent	Score
112	H	Yale	56 52
119	A	Wake Forest	59 64
175	A	Xavier	76 57
195	N	Ole Miss	64 59
276	A	La Salle	83 57
285	A	Army West Point	60 49
331	A	Iona	61 35
347	H	Delaware St.	82 44

LAST 12 Division I GAMES:

15	A	Marquette	73 83	67	H	Creighton	63 65
44	A	DePaul	64 73	89	H	Providence	66 67
276	A	La Salle	83 57	20	A	Butler	45 66
22	H	Florida St.	53 57	175	A	Xavier	76 57
112	H	Yale	56 52	74	A	Seton Hall	67 77
119	A	Wake Forest	59 64	58	A	James Madison	51 64

Non-Div I Games:

St. John's (NY)

■ Loss, 
 ■ Non-Conf, 
 ■ S Site, 
 ■ H Home 
 ■ A Away 
 N Neutral

Average RPI	Win:	98	WON-LOST	WINNING	LAST 10	STRENGTH OF	OPP. STRENGTH	TEAM	ADJ.	CONF.	ADJ CONF.
Average RPI	Loss:	10	RECORD	PCT. RANK	GAMES	SCHEDULE	OF SCHEDULE	RPI	RPI	RPI	RPI
DIV. I ONLY		16- 1		5	10-0	19	5	4	4	2	2
DIV. I NON-CONF.		10- 1		19	0- 0	18	32	4	4	2	2
-----											
TOTALS	RPI 1-25		RPI 26-50		W-L RECORDS	RPI 51-100		RPI 101-150		RPI 150+	
16- 1	2- 1		3- 0		OVERALL	4- 0		4- 0		3- 0	
9- 0	1- 0		1- 0		HOME	2- 0		3- 0		2- 0	
5- 1	1- 1		2- 0		AWAY	1- 0		0- 0		1- 0	
2- 0	0- 0		0- 0		NEUTRAL	1- 0		1- 0		0- 0	
10- 1	1- 1		2- 0		NON-CONFERENCE	1- 0		3- 0		3- 0	
5- 0	1- 0		0- 0		HOME	0- 0		2- 0		2- 0	
3- 1	0- 1		2- 0		AWAY	0- 0		0- 0		1- 0	
2- 0	0- 0		0- 0		NEUTRAL	1- 0		1- 0		0- 0	
6- 0	1- 0		1- 0		CONFERENCE	3- 0		1- 0		0- 0	
4- 0	0- 0		1- 0		HOME	2- 0		1- 0		0- 0	
2- 0	1- 0		0- 0		AWAY	1- 0		0- 0		0- 0	
0- 0	0- 0		0- 0		NEUTRAL	0- 0		0- 0		0- 0	

RPI	S	Opponent	Score	RPI	S	Opponent	Score	RPI	S	Opponent	Score	RPI	S	Opponent	Score
2	H	Bayl or	68 63	35	A	Buffal o	62 55	54	A	Ari zona	78 48	103	H	UC Davi s	71 43
10	A	Gonzaga	73 79	39	A	Tennessee	95 85	56	H	UCLA	86 80	111	H	Washi ngton	91 54
14	A	Ari zona St.	72 65	48	H	Southern Cal i forni a	72 64	81	N	FGCU	88 65	129	N	Ameri can	71 49
								93	H	Washi ngton St.	85 64	131	H	Idaho	115 71
												153	H	CSUN	69 43
												251	H	San Franci sco	96 62
												270	A	Hawai i	81 59
-----															
LAST 12 Division I GAMES:															
93	H	Washi ngton St.	85 64	54	A	Ari zona	78 48	14	A	Ari zona St.	72 65	56	H	UCLA	86 80
111	H	Washi ngton	91 54	48	H	Southern Cal i forni a	72 64	81	N	FGCU	88 65	93	H	Washi ngton St.	85 64
39	A	Tennessee	95 85	35	A	Buffal o	62 55	56	H	UCLA	86 80	111	H	Washi ngton	91 54
2	H	Bayl or	68 63	39	A	Tennessee	95 85	81	N	FGCU	88 65	129	N	Ameri can	71 49
10	A	Gonzaga	73 79	48	H	Southern Cal i forni a	72 64	93	H	Washi ngton St.	85 64	131	H	Idaho	115 71
270	A	Hawai i	81 59	54	A	Ari zona	78 48	14	A	Ari zona St.	72 65	153	H	CSUN	69 43
				56	H	UCLA	86 80	81	N	FGCU	88 65	251	H	San Franci sco	96 62
				48	H	Southern Cal i forni a	72 64	93	H	Washi ngton St.	85 64	270	A	Hawai i	81 59
				35	A	Buffal o	62 55								

Non-Div I Games:

Stanford

Average RPI Win:	294	WON-LOST	WINNING	LAST 10	STRENGTH OF	OPP. STRENGTH	TEAM	ADJ.	CONF.	ADJ CONF.
Average RPI Loss:	122	RECORD	PCT. RANK	GAMES	SCHEDULE	OF SCHEDULE	RPI	RPI	RPI	RPI
DIV. I ONLY	5- 11	260	6-4	155	220	244	244	25	25	
DIV. I NON-CONF.	3- 9	271	0- 0	101	165	254	254	27	27	
-----										
TOTALS	RPI 1-25	RPI 26-50	W-L RECORDS	RPI 51-100	RPI 101-150	RPI 150+				
5- 11	0- 2	0- 1	OVERALL	0- 2	0- 3	5- 3				
4- 2	0- 1	0- 0	HOME	0- 1	0- 0	4- 0				
1- 6	0- 1	0- 1	AWAY	0- 0	0- 2	1- 2				
0- 3	0- 0	0- 0	NEUTRAL	0- 1	0- 1	0- 1				
3- 9	0- 2	0- 1	NON-CONFERENCE	0- 2	0- 3	3- 1				
3- 2	0- 1	0- 0	HOME	0- 1	0- 0	3- 0				
0- 4	0- 1	0- 1	AWAY	0- 0	0- 2	0- 0				
0- 3	0- 0	0- 0	NEUTRAL	0- 1	0- 1	0- 1				
2- 2	0- 0	0- 0	CONFERENCE	0- 0	0- 0	2- 2				
1- 0	0- 0	0- 0	HOME	0- 0	0- 0	1- 0				
1- 2	0- 0	0- 0	AWAY	0- 0	0- 0	1- 2				
0- 0	0- 0	0- 0	NEUTRAL	0- 0	0- 0	0- 0				

RPI 1-25				RPI 26-50				RPI 51-100				RPI 101+ Team's RPI: 244			
RPI	S	Opponent	Score	RPI	S	Opponent	Score	RPI	S	Opponent	Score	RPI	S	Opponent	Score
17	H	UCF	55 78	39	A	Tennessee	55 65	82	N	Wright St.	44 57	121	A	Alabama	47 59
23	A	Texas	46 65					83	H	Penn	53 75	126	N	Marist	69 76
												135	A	Tulsa	54 55
												157	A	North Ala.	55 71
												218	H	North Dakota	74 63
												263	N	Hofstra	50 53
												264	H	Liberty	69 52
												291	A	North Florida	57 71
												310	H	North Dakota St.	60 59
												330	A	Lipscomb	80 65
												346	H	Florida A&M	69 44
-----															
LAST 12 Division I GAMES:															
157	A	North Ala.	55 71	330	A	Lipscomb	80 65								
291	A	North Florida	57 71	264	H	Liberty	69 52								
23	A	Texas	46 65	83	H	Penn	53 75								
39	A	Tennessee	55 65	310	H	North Dakota St.	60 59								
121	A	Alabama	47 59	346	H	Florida A&M	69 44								
263	N	Hofstra	50 53	218	H	North Dakota	74 63								

Non-Div I Games: Central St. (OH) 81 51 Webber Int'l 80 52

Stetson



Average RPI Win:	272	WON-LOST	WINNING	LAST 10	STRENGTH OF	OPP. STRENGTH	TEAM	ADJ.	CONF.	ADJ CONF.
Average RPI Loss:	69	RECORD	PCT. RANK	GAMES	SCHEDULE	OF SCHEDULE	RPI	RPI	RPI	RPI
DIV. I ONLY	13- 4	43	7-3	285	250	145	145	23	23	
DIV. I NON-CONF.	10- 2	37	0- 0	279	298	88	88	23	23	
-----										
TOTALS	RPI 1-25	RPI 26-50	W-L RECORDS	RPI 51-100	RPI 101-150	RPI 150+				
13- 4	0- 1	0- 0	OVERALL	0- 3	1- 0	12- 0				
7- 2	0- 0	0- 0	HOME	0- 2	0- 0	7- 0				
6- 2	0- 1	0- 0	AWAY	0- 1	1- 0	5- 0				
0- 0	0- 0	0- 0	NEUTRAL	0- 0	0- 0	0- 0				
10- 2	0- 1	0- 0	NON-CONFERENCE	0- 1	1- 0	9- 0				
6- 0	0- 0	0- 0	HOME	0- 0	0- 0	6- 0				
4- 2	0- 1	0- 0	AWAY	0- 1	1- 0	3- 0				
0- 0	0- 0	0- 0	NEUTRAL	0- 0	0- 0	0- 0				
3- 2	0- 0	0- 0	CONFERENCE	0- 2	0- 0	3- 0				
1- 2	0- 0	0- 0	HOME	0- 2	0- 0	1- 0				
2- 0	0- 0	0- 0	AWAY	0- 0	0- 0	2- 0				
0- 0	0- 0	0- 0	NEUTRAL	0- 0	0- 0	0- 0				

RPI 1-25				RPI 26-50				RPI 51-100				RPI 101+ Team's RPI: 145			
RPI	S	Opponent	Score	RPI	S	Opponent	Score	RPI	S	Opponent	Score	RPI	S	Opponent	Score
16	A	Rutgers	47 61					70	H	Maine	54 68	113	A	Penn St.	81 70
								95	A	Tol edo	48 80	201	H	Cornell	63 61
								96	H	Hartford	36 64	211	A	Sacred Heart	73 58
												256	A	Binghamton	65 56
												263	H	Hofstra	77 49
												278	H	St. Francis Brooklyn	74 67
												279	H	Ga. Southern	72 43
												292	H	UMass Lowell	76 56
												309	A	New Hampshire	82 63
												316	H	Wagner	70 45
												331	A	Iona	53 51
												340	A	Manhattan	79 48
												345	H	Fairleigh Dickinson	63 49
-----															
LAST 12 Division I GAMES:															
				70	H	Maine	54 68	256	A	Binghamton	65 56				
				309	A	New Hampshire	82 63	292	H	UMass Lowell	76 56				
				331	A	Iona	53 51	96	H	Hartford	36 64				
				345	H	Fairleigh Dickinson	63 49	278	H	St. Francis Brooklyn	74 67				
				211	A	Sacred Heart	73 58	95	A	Tol edo	48 80				
				201	H	Cornell	63 61	316	H	Wagner	70 45				

Non-Div I Games: SUNY New Paltz 87 50

Stony Brook

Average RPI Win:	98	WON-LOST	WINNING	LAST 10	STRENGTH OF	OPP. STRENGTH	TEAM	ADJ.	CONF.	ADJ CONF.
Average RPI Loss:	51	RECORD	PCT. RANK	GAMES	SCHEDULE	OF SCHEDULE	RPI	RPI	RPI	RPI
DIV. I ONLY	15- 3	23	9-1	7	49	6	6	1	1	
DIV. I NON-CONF.	11- 2	33	0- 0	11	100	7	7	1	1	
-----										
TOTALS	RPI 1-25	RPI 26-50	W-L RECORDS	RPI 51-100	RPI 101-150	RPI 150+				
15- 3	1- 1	5- 1	OVERALL	4- 0	2- 1	3- 0				
7- 0	0- 0	2- 0	HOME	1- 0	1- 0	3- 0				
3- 3	0- 1	1- 1	AWAY	2- 0	0- 1	0- 0				
5- 0	1- 0	2- 0	NEUTRAL	1- 0	1- 0	0- 0				
11- 2	1- 1	3- 0	NON-CONFERENCE	2- 0	2- 1	3- 0				
6- 0	0- 0	1- 0	HOME	1- 0	1- 0	3- 0				
0- 2	0- 1	0- 0	AWAY	0- 0	0- 1	0- 0				
5- 0	1- 0	2- 0	NEUTRAL	1- 0	1- 0	0- 0				
4- 1	0- 0	2- 1	CONFERENCE	2- 0	0- 0	0- 0				
1- 0	0- 0	1- 0	HOME	0- 0	0- 0	0- 0				
3- 1	0- 0	1- 1	AWAY	2- 0	0- 0	0- 0				
0- 0	0- 0	0- 0	NEUTRAL	0- 0	0- 0	0- 0				

RPI	S	Opponent	Score	RPI	S	Opponent	Score	RPI	S	Opponent	Score	RPI	S	Opponent	Score
3	A	Oregon	73 75	31	H	Texas A&M	75 65	52	H	Bucknell	70 56	104	H	Towson	98 55
17	N	UCF	57 52	33	A	Georgia Tech	55 65	72	A	Virginia Tech	75 73	116	A	Minnesota	68 72
				37	A	Clemson	84 75	88	A	Pittsburgh	82 50	147	N	Duquesne	87 71
				43	N	Kansas St.	70 61	91	N	Princeton	92 61	218	H	North Dakota	85 49
				44	N	DePaul	83 81					242	H	Niagara	94 45
				45	H	North Carolina	90 77					246	H	UMES	96 51
LAST 12 Division I GAMES:															
				33	A	Georgia Tech	55 65	45	H	North Carolina	90 77				
				88	A	Pittsburgh	82 50	72	A	Virginia Tech	75 73				
				246	H	UMES	96 51	37	A	Clemson	84 75				
				104	H	Towson	98 55	17	N	UCF	57 52				
				116	A	Minnesota	68 72	147	N	Duquesne	87 71				
				44	N	DePaul	83 81	242	H	Niagara	94 45				

Non-Div I Games:

Syracuse

Average RPI Win:	210	WON-LOST	WINNING	LAST 10	STRENGTH OF	OPP. STRENGTH	TEAM	ADJ.	CONF.	ADJ CONF.
Average RPI Loss:	24	RECORD	PCT. RANK	GAMES	SCHEDULE	OF SCHEDULE	RPI	RPI	RPI	RPI
DIV. I ONLY	12- 5	67	6-4	70	118	61	61	3	3	
DIV. I NON-CONF.	10- 1	19	0- 0	264	243	73	73	3	3	
-----										
TOTALS	RPI 1-25	RPI 26-50	W-L RECORDS	RPI 51-100	RPI 101-150	RPI 150+				
12- 5	0- 4	0- 0	OVERALL	0- 1	2- 0	10- 0				
10- 1	0- 1	0- 0	HOME	0- 0	2- 0	8- 0				
2- 3	0- 2	0- 0	AWAY	0- 1	0- 0	2- 0				
0- 1	0- 1	0- 0	NEUTRAL	0- 0	0- 0	0- 0				
10- 1	0- 1	0- 0	NON-CONFERENCE	0- 0	1- 0	9- 0				
8- 0	0- 0	0- 0	HOME	0- 0	1- 0	7- 0				
2- 0	0- 0	0- 0	AWAY	0- 0	0- 0	2- 0				
0- 1	0- 1	0- 0	NEUTRAL	0- 0	0- 0	0- 0				
2- 4	0- 3	0- 0	CONFERENCE	0- 1	1- 0	1- 0				
2- 1	0- 1	0- 0	HOME	0- 0	1- 0	1- 0				
0- 3	0- 2	0- 0	AWAY	0- 1	0- 0	0- 0				
0- 0	0- 0	0- 0	NEUTRAL	0- 0	0- 0	0- 0				

RPI 1-25				RPI 26-50				RPI 51-100				RPI 101+			
RPI	S	Opponent	Score	RPI	S	Opponent	Score	RPI	S	Opponent	Score	RPI	S	Opponent	Score
2	H	Bayl or	55 79					62	A	Okl ahoma St.	71 75	102	H	West Vi rgi ni a	62 48
13	A	Iowa St.	54 92									147	H	Duquesne	61 48
19	N	BYU	58 61									153	H	Montana St.	71 49
23	A	Texas	67 73									159	H	Texas Tech	78 70
												183	H	Southern U.	69 40
												195	A	Ole Miss	55 50
												205	A	San Diego St.	81 64
												215	H	Sam Houston St.	72 59
												222	H	SMU	65 63
												285	H	Army West Poi nt	63 38
												299	H	Mi ssi ssi ppi Val .	96 47
												350	H	Al corn	88 31
LAST 12 Division I GAMES:															
23	A	Texas	67 73	2	H	Bayl or	55 79	13	A	Iowa St.	54 92	62	A	Oklahoma St.	71 75
159	H	Texas Tech	78 70	102	H	West Vi rgi ni a	62 48	350	H	Al corn	88 31	215	H	Sam Houston St.	72 59
183	H	Southern U.	69 40												
153	H	Montana St.	71 49												
285	H	Army West Point	63 38												
195	A	Ole Miss	55 50												

Non-Div I Games:

TCU

Average RPI Win: 308

Average RPI Loss: 93

WON-LOST  
RECORDWINNING  
PCT. RANKLAST 10  
GAMESSTRENGTH OF  
SCHEDULEOPP. STRENGTH  
OF SCHEDULETEAM  
RPIADJ.  
RPICONF.  
RPIADJ CONF.  
RPIDIV. I ONLY  
DIV. I NON-CONF.4- 13  
4- 8299  
2412-8  
0- 0120  
23296  
108231  
230231  
2309  
99  
9

TOTALS

RPI 1-25

RPI 26-50

W-L RECORDS

RPI 51-100

RPI 101-150

RPI 150+

4- 13

0- 2

0- 2

OVERALL

0- 2

0- 6

4- 1

3- 3

0- 1

0- 0

HOME

0- 1

0- 1

3- 0

1- 9

0- 1

0- 2

AWAY

0- 1

0- 4

1- 1

0- 1

0- 0

0- 0

NEUTRAL

0- 0

0- 1

0- 0

4- 8

0- 1

0- 2

NON-CONFERENCE

0- 1

0- 3

4- 1

3- 0

0- 0

0- 0

HOME

0- 0

0- 0

3- 0

1- 7

0- 1

0- 2

AWAY

0- 1

0- 2

1- 1

0- 1

0- 0

0- 0

NEUTRAL

0- 0

0- 1

0- 0

0- 5

0- 1

0- 0

CONFERENCE

0- 1

0- 3

0- 0

0- 3

0- 1

0- 0

HOME

0- 1

0- 1

0- 0

0- 2

0- 0

0- 0

AWAY

0- 0

0- 2

0- 0

0- 0

0- 0

0- 0

NEUTRAL

0- 0

0- 0

0- 0

RPI 1-25

RPI 26-50

RPI 51-100

RPI 101+

Team's RPI: 231

RPI	S	Opponent	Score
7	H	UConn	67 88
21	A	South Carolina	60 88

RPI	S	Opponent	Score
36	A	Miami (FL)	61 73
44	A	DePaul	88 102

RPI	S	Opponent	Score
57	A	Villanova	68 76
87	H	Tulane	57 66

RPI	S	Opponent	Score
114	A	Cincinnati	52 72
117	A	Houston	65 78
122	H	South Fla.	53 63
126	A	Marist	68 74
138	N	Radford	50 56
147	A	Duquesne	53 54
195	A	Ole Miss	55 62
276	H	La Salle	75 47
277	A	Saint Joseph's	58 52
331	H	Iona	59 39
347	H	Delaware St.	75 61

LAST 12 Division I GAMES:

7	H	UConn	67 88	117	A	Houston	65 78
114	A	Cincinnati	52 72	87	H	Tulane	57 66
57	A	Villanova	68 76	122	H	South Fla.	53 63
331	H	Iona	59 39	147	A	Duquesne	53 54
44	A	DePaul	88 102	276	H	La Salle	75 47
36	A	Miami (FL)	61 73	21	A	South Carolina	60 88

Non-Div I Games:

Temple

Average RPI Win:	169	WON-LOST	WINNING	LAST 10	STRENGTH OF	OPP. STRENGTH	TEAM	ADJ.	CONF.	ADJ CONF.
Average RPI Loss:	60	RECORD	PCT. RANK	GAMES	SCHEDULE	OF SCHEDULE	RPI	RPI	RPI	RPI
DIV. I ONLY	12- 5	67	5-5	30	114	39	39	6	6	
DIV. I NON-CONF.	11- 1	13	1- 0	81	167	22	22	6	6	
-----										
TOTALS	RPI 1-25	RPI 26-50	W-L RECORDS	RPI 51-100	RPI 101-150	RPI 150+				
12- 5	1- 1	2- 2	OVERALL	2- 0	0- 2	7- 0				
7- 3	0- 1	0- 2	HOME	1- 0	0- 0	6- 0				
3- 2	1- 0	1- 0	AWAY	1- 0	0- 2	0- 0				
2- 0	0- 0	1- 0	NEUTRAL	0- 0	0- 0	1- 0				
11- 1	1- 1	1- 0	NON-CONFERENCE	2- 0	0- 0	7- 0				
7- 1	0- 1	0- 0	HOME	1- 0	0- 0	6- 0				
2- 0	1- 0	0- 0	AWAY	1- 0	0- 0	0- 0				
2- 0	0- 0	1- 0	NEUTRAL	0- 0	0- 0	1- 0				
1- 4	0- 0	1- 2	CONFERENCE	0- 0	0- 2	0- 0				
0- 2	0- 0	0- 2	HOME	0- 0	0- 0	0- 0				
1- 2	0- 0	1- 0	AWAY	0- 0	0- 2	0- 0				
0- 0	0- 0	0- 0	NEUTRAL	0- 0	0- 0	0- 0				

RPI	S	Opponent	Score	RPI	S	Opponent	Score	Team's RPI: 39	RPI	S	Opponent	Score	RPI	S	Opponent	Score
4	H	Stanford	85 95	26	H	Kentucky	71 73		62	A	Oklahoma St.	76 63	118	A	Georgia	62 66
23	A	Texas	88 82	32	H	Missouri	64 66		73	H	Belmont	84 76	121	A	Alabama	65 86
				37	N	Clemson	78 66						152	N	UAB	73 69
				47	A	Auburn	78 69						194	H	UNC Asheville	73 46
-----																
LAST 12 Division I GAMES:																
152	N	UAB	73 69	118	A	Georgia	62 66		26	H	Kentucky	71 73	236	H	ETSU	80 61
121	A	Alabama	65 86	32	H	Missouri	64 66		47	A	Auburn	78 69	4	H	Stanford	85 95
236	H	ETSU	80 61	73	H	Belmont	84 76		23	A	Texas	88 82	23	A	Texas	88 82
4	H	Stanford	85 95	281	H	Murray St.	98 77		244	H	Stetson	65 55	244	H	Stetson	65 55

Non-Div I Games:

Tennessee

Average RPI Win:	324	WON-LOST	WINNING	LAST 10	STRENGTH OF	OPP. STRENGTH	TEAM	ADJ.	CONF.	ADJ CONF.
Average RPI Loss:	144	RECORD	PCT. RANK	GAMES	SCHEDULE	OF SCHEDULE	RPI	RPI	RPI	RPI
DIV. I ONLY	1- 17	348	1-9	107	193	305	305	22	22	
DIV. I NON-CONF.	0- 12	336	0- 0	119	166	316	316	20	20	
-----										
TOTALS	RPI 1-25	RPI 26-50	W-L RECORDS	RPI 51-100	RPI 101-150	RPI 150+				
1- 17	0- 1	0- 1	OVERALL	0- 4	0- 3	1- 8				
1- 4	0- 0	0- 0	HOME	0- 0	0- 2	1- 2				
0- 10	0- 1	0- 1	AWAY	0- 2	0- 1	0- 5				
0- 3	0- 0	0- 0	NEUTRAL	0- 2	0- 0	0- 1				
0- 12	0- 1	0- 1	NON-CONFERENCE	0- 3	0- 1	0- 6				
0- 1	0- 0	0- 0	HOME	0- 0	0- 1	0- 0				
0- 8	0- 1	0- 1	AWAY	0- 1	0- 0	0- 5				
0- 3	0- 0	0- 0	NEUTRAL	0- 2	0- 0	0- 1				
1- 5	0- 0	0- 0	CONFERENCE	0- 1	0- 2	1- 2				
1- 3	0- 0	0- 0	HOME	0- 0	0- 1	1- 2				
0- 2	0- 0	0- 0	AWAY	0- 1	0- 1	0- 0				
0- 0	0- 0	0- 0	NEUTRAL	0- 0	0- 0	0- 0				

RPI 1-25				RPI 26-50				RPI 51-100				RPI 101+ Team's RPI: 305			
RPI	S	Opponent	Score	RPI	S	Opponent	Score	RPI	S	Opponent	Score	RPI	S	Opponent	Score
5	A	Louisville	52 107	44	A	DePaul	73 95	63	N	Arkansas	55 79	108	A	Tennessee Tech	65 76
								73	A	Belmont	46 80	108	H	Tennessee Tech	59 69
								85	A	Troy	67 92	143	H	South Alabama	56 78
								88	N	Pittsburgh	56 78	161	N	Wisconsin	53 58
												165	H	Morehead St.	62 85
												172	A	Vanderbilt	63 89
												188	A	Ball St.	51 90
												196	H	Jacksonville St.	52 62
												237	A	Marshall	59 80
												287	A	Alabama A&M	57 67
												324	H	Eastern Ky.	60 38
												330	A	Lipscomb	62 64
-----															
LAST 12 Division I GAMES:															
				73	A	Belmont	46 80	165	H	Morehead St.	62 85				
				108	A	Tennessee Tech	65 76	324	H	Eastern Ky.	60 38				
				237	A	Marshall	59 80	196	H	Jacksonville St.	52 62				
				5	A	Louisville	52 107	108	H	Tennessee Tech	59 69				
				143	H	South Alabama	56 78	188	A	Ball St.	51 90				
				88	N	Pittsburgh	56 78	44	A	DePaul	73 95				

Non-Div I Games:

Tennessee St.

Average RPI Win:	238	WON-LOST	WINNING	LAST 10	STRENGTH OF	OPP. STRENGTH	TEAM	ADJ.	CONF.	ADJ CONF.
Average RPI Loss:	98	RECORD	PCT. RANK	GAMES	SCHEDULE	OF SCHEDULE	RPI	RPI	RPI	RPI
DIV. I ONLY	12- 3	32	9-1	288	195	108	108	22	22	
DIV. I NON-CONF.	6- 3	91	0- 0	256	229	117	117	20	20	
-----										
TOTALS	RPI 1-25	RPI 26-50	W-L RECORDS	RPI 51-100	RPI 101-150	RPI 150+				
12- 3	0- 0	0- 0	OVERALL	2- 2	0- 0	10- 1				
6- 0	0- 0	0- 0	HOME	1- 0	0- 0	5- 0				
6- 2	0- 0	0- 0	AWAY	1- 1	0- 0	5- 1				
0- 1	0- 0	0- 0	NEUTRAL	0- 1	0- 0	0- 0				
6- 3	0- 0	0- 0	NON-CONFERENCE	1- 2	0- 0	5- 1				
3- 0	0- 0	0- 0	HOME	1- 0	0- 0	2- 0				
3- 2	0- 0	0- 0	AWAY	0- 1	0- 0	3- 1				
0- 1	0- 0	0- 0	NEUTRAL	0- 1	0- 0	0- 0				
6- 0	0- 0	0- 0	CONFERENCE	1- 0	0- 0	5- 0				
3- 0	0- 0	0- 0	HOME	0- 0	0- 0	3- 0				
3- 0	0- 0	0- 0	AWAY	1- 0	0- 0	2- 0				
0- 0	0- 0	0- 0	NEUTRAL	0- 0	0- 0	0- 0				

RPI 1-25				RPI 26-50				RPI 51-100				RPI 101+				Team's RPI: 108
RPI	S	Opponent	Score	RPI	S	Opponent	Score	RPI	S	Opponent	Score	RPI	S	Opponent	Score	
								55	N	Old Domini on	73 80	175	A	Xavier	60 70	
								63	A	Arkansas	42 65	194	H	UNC Asheville	60 53	
								69	H	Middle Tenn.	68 64	196	A	Jacksonville St.	66 49	
								73	A	Belmont	77 72	199	H	SIUE	79 55	
												249	H	Eastern Ill.	99 88	
												274	A	Wichita St.	55 45	
												305	A	Tennessee St.	69 59	
												305	H	Tennessee St.	76 65	
												325	H	Western Caro.	77 58	
												330	A	Lipscomb	67 52	
												334	A	Charleston So.	77 55	
-----																
LAST 12 Division I GAMES:																
								196	A	Jacksonville St.	66 49	249	H	Eastern Ill.	99 88	
								305	H	Tennessee St.	76 65	199	H	SIUE	79 55	
								63	A	Arkansas	42 65	73	A	Belmont	77 72	
								274	A	Wichita St.	55 45	305	A	Tennessee St.	69 59	
								55	N	Old Domini on	73 80	330	A	Lipscomb	67 52	
								334	A	Charleston So.	77 55	194	H	UNC Asheville	60 53	

Non-Div I Games: Tenn. Wesleyan 100 58 Cumberland (TN) 88 55

Tennessee Tech

Average RPI Win:	158	WON-LOST	WINNING	LAST 10	STRENGTH OF	OPP. STRENGTH	TEAM	ADJ.	CONF.	ADJ CONF.
Average RPI Loss:	30	RECORD	PCT. RANK	GAMES	SCHEDULE	OF SCHEDULE	RPI	RPI	RPI	RPI
DIV. I ONLY	15- 3	23	8-2	60	62	23	23	3	3	
DIV. I NON-CONF.	10- 2	37	2- 0	138	127	61	61	3	3	
-----										
TOTALS	RPI 1-25	RPI 26-50	W-L RECORDS	RPI 51-100	RPI 101-150	RPI 150+				
15- 3	1- 1	0- 2	OVERALL	4- 0	4- 0	6- 0				
8- 2	0- 1	0- 1	HOME	2- 0	2- 0	4- 0				
4- 1	1- 0	0- 1	AWAY	0- 0	1- 0	2- 0				
3- 0	0- 0	0- 0	NEUTRAL	2- 0	1- 0	0- 0				
10- 2	0- 1	0- 1	NON-CONFERENCE	2- 0	2- 0	6- 0				
5- 2	0- 1	0- 1	HOME	0- 0	1- 0	4- 0				
2- 0	0- 0	0- 0	AWAY	0- 0	0- 0	2- 0				
3- 0	0- 0	0- 0	NEUTRAL	2- 0	1- 0	0- 0				
5- 1	1- 0	0- 1	CONFERENCE	2- 0	2- 0	0- 0				
3- 0	0- 0	0- 0	HOME	2- 0	1- 0	0- 0				
2- 1	1- 0	0- 1	AWAY	0- 0	1- 0	0- 0				
0- 0	0- 0	0- 0	NEUTRAL	0- 0	0- 0	0- 0				

RPI	S	Opponent	Score	RPI	S	Opponent	Score	RPI	S	Opponent	Score	RPI	S	Opponent	Score
9	H	Mississippi St.	49 67	39	H	Tennessee	82 88	61	H	TCU	73 67	102	A	West Virginia	70 58
13	A	Iowa St.	64 62	43	A	Kansas St.	69 87	62	H	Oklahoma St.	60 51	137	H	Oklahoma	73 63
								65	N	Michigan	69 52	139	N	Fordham	72 54
								68	N	Quinnipiac	56 55	147	H	Duquesne	78 41
												189	A	North Texas	64 54
												244	H	Stetson	65 46
												247	A	UTRGV	81 66
												253	H	UTSA	98 54
												319	H	McNeese	96 40
												322	H	Northwestern St.	104 66
-----															
LAST 12 Division I GAMES:															
139	N	Fordham	72 54	61	H	TCU	73 67	43	A	Kansas St.	69 87	13	A	Iowa St.	64 62
65	N	Michigan	69 52	62	H	Oklahoma St.	60 51	137	H	Oklahoma	73 63	102	A	West Virginia	70 58
322	H	Northwestern St.	104 66	65	N	Michigan	69 52	102	A	West Virginia	70 58	62	H	Oklahoma St.	60 51
247	A	UTRGV	81 66	68	N	Quinnipiac	56 55								
244	H	Stetson	65 46												
39	H	Tennessee	82 88												

Non-Div I Games:

Texas



Average RPI Win:	152	WON-LOST	WINNING	LAST 10	STRENGTH OF	OPP. STRENGTH	TEAM	ADJ.	CONF.	ADJ CONF.
Average RPI Loss:	34	RECORD	PCT. RANK	GAMES	SCHEDULE	OF SCHEDULE	RPI	RPI	RPI	RPI
DIV. I ONLY	14- 4	39	8-2	59	53	31	31	6	6	
DIV. I NON-CONF.	11- 2	33	0- 0	66	99	24	24	6	6	
-----										
TOTALS	RPI 1-25	RPI 26-50	W-L RECORDS	RPI 51-100	RPI 101-150	RPI 150+				
14- 4	0- 2	2- 1	OVERALL	1- 1	4- 0	7- 0				
8- 2	0- 1	1- 0	HOME	0- 1	2- 0	5- 0				
4- 2	0- 1	0- 1	AWAY	1- 0	2- 0	1- 0				
2- 0	0- 0	1- 0	NEUTRAL	0- 0	0- 0	1- 0				
11- 2	0- 1	2- 0	NON-CONFERENCE	1- 1	2- 0	6- 0				
7- 1	0- 0	1- 0	HOME	0- 1	1- 0	5- 0				
2- 1	0- 1	0- 0	AWAY	1- 0	1- 0	0- 0				
2- 0	0- 0	1- 0	NEUTRAL	0- 0	0- 0	1- 0				
3- 2	0- 1	0- 1	CONFERENCE	0- 0	2- 0	1- 0				
1- 1	0- 1	0- 0	HOME	0- 0	1- 0	0- 0				
2- 1	0- 0	0- 1	AWAY	0- 0	1- 0	1- 0				
0- 0	0- 0	0- 0	NEUTRAL	0- 0	0- 0	0- 0				

RPI 1-25				RPI 26-50				RPI 51-100				RPI 101+			
RPI	S	Opponent	Score	RPI	S	Opponent	Score	RPI	S	Opponent	Score	RPI	S	Opponent	Score
6	A	Syracuse	65 75	42	N	Oregon St.	76 70	59	H	Lamar University	68 74	101	H	Rice	65 54
21	H	South Carolina	57 60	48	H	Southern California	71 51	100	A	Little Rock	61 40	117	A	Houston	68 52
				49	A	LSU	52 63					118	A	Georgia	76 66
												121	H	Alabama	70 43
												162	H	Arkansas St.	97 56
												172	A	Vanderbilt	50 43
												185	N	UC Riverside	70 63
												191	H	Prairie View	70 57
												203	H	Jacksonville	73 53
												247	H	UTRGV	84 61
												326	H	Central Ark.	84 27
-----															
LAST 12 Division I GAMES:															
118	A	Georgia	76 66	172	A	Vanderbilt	50 43								
121	H	Alabama	70 43	49	A	LSU	52 63								
42	N	Oregon St.	76 70	21	H	South Carolina	57 60								
185	N	UC Riverside	70 63	247	H	UTRGV	84 61								
326	H	Central Ark.	84 27	191	H	Prairie View	70 57								
117	A	Houston	68 52	48	H	Southern California	71 51								

Non-Div I Games:

Texas A&amp;M

Average RPI Win:	260	WON-LOST	WINNING	LAST 10	STRENGTH OF	OPP. STRENGTH	TEAM	ADJ.	CONF.	ADJ CONF.
Average RPI Loss:	155	RECORD	PCT. RANK	GAMES	SCHEDULE	OF SCHEDULE	RPI	RPI	RPI	RPI
DIV. I ONLY	3- 10	300	4-6	187	322	241	241	30	30	
DIV. I NON-CONF.	2- 7	288	0- 0	53	337	186	186	26	26	
-----										
TOTALS	RPI 1-25	RPI 26-50	W-L RECORDS	RPI 51-100	RPI 101-150	RPI 150+				
3- 10	0- 0	0- 1	OVERALL	0- 2	0- 1	3- 6				
0- 1	0- 0	0- 0	HOME	0- 0	0- 0	0- 1				
3- 7	0- 0	0- 1	AWAY	0- 2	0- 1	3- 3				
0- 2	0- 0	0- 0	NEUTRAL	0- 0	0- 0	0- 2				
2- 7	0- 0	0- 1	NON-CONFERENCE	0- 2	0- 1	2- 3				
0- 0	0- 0	0- 0	HOME	0- 0	0- 0	0- 0				
2- 5	0- 0	0- 1	AWAY	0- 2	0- 1	2- 1				
0- 2	0- 0	0- 0	NEUTRAL	0- 0	0- 0	0- 2				
1- 3	0- 0	0- 0	CONFERENCE	0- 0	0- 0	1- 3				
0- 1	0- 0	0- 0	HOME	0- 0	0- 0	0- 1				
1- 2	0- 0	0- 0	AWAY	0- 0	0- 0	1- 2				
0- 0	0- 0	0- 0	NEUTRAL	0- 0	0- 0	0- 0				

RPI 1-25				RPI 26-50				RPI 51-100				RPI 101+ Team's RPI: 241			
RPI	S	Opponent	Score	RPI	S	Opponent	Score	RPI	S	Opponent	Score	RPI	S	Opponent	Score
				28	A	Michigan St.	45 91	87	A	Tulane	56 62	101	A	Rice	71 76
								90	A	SFA	55 74	159	A	Texas Tech	55 75
												169	H	Grambling	67 75
												170	N	Abilene Christian	39 81
												183	A	Southern U.	61 63
												191	A	Prairie View	52 44
												212	N	Nicholls St.	57 58
												247	A	UTRGV	69 55
												342	A	Savannah St.	65 41
												350	A	Alcorn	52 53
LAST 12 Division I GAMES:															
				169	H	Grambling	67 75	183	A	Southern U.	61 63				
				191	A	Prairie View	52 44	350	A	Alcorn	52 53				
				342	A	Savannah St.	65 41	159	A	Texas Tech	55 75				
				212	N	Nicholls St.	57 58	90	A	SFA	55 74				
				170	N	Abilene Christian	39 81	247	A	UTRGV	69 55				
				101	A	Rice	71 76	28	A	Michigan St.	45 91				

Non-Div I Games: Houston-Tillotson 72 36 Paul Quinn 83 54

Texas Southern

Average RPI Win:	222	WON-LOST	WINNING	LAST 10	STRENGTH OF	OPP. STRENGTH	TEAM	ADJ.	CONF.	ADJ CONF.
Average RPI Loss:	89	RECORD	PCT. RANK	GAMES	SCHEDULE	OF SCHEDULE	RPI	RPI	RPI	RPI
DIV. I ONLY	7- 9	204	5-5	87	117	134	134	14	14	
DIV. I NON-CONF.	3- 7	256	0- 1	40	172	159	159	15	15	
-----										
TOTALS	RPI 1-25	RPI 26-50	W-L RECORDS	RPI 51-100	RPI 101-150	RPI 150+				
7- 9	0- 0	0- 3	OVERALL	0- 3	0- 1	7- 2				
2- 3	0- 0	0- 0	HOME	0- 0	0- 1	2- 2				
5- 5	0- 0	0- 2	AWAY	0- 3	0- 0	5- 0				
0- 1	0- 0	0- 1	NEUTRAL	0- 0	0- 0	0- 0				
3- 7	0- 0	0- 3	NON-CONFERENCE	0- 2	0- 0	3- 2				
1- 2	0- 0	0- 0	HOME	0- 0	0- 0	1- 2				
2- 4	0- 0	0- 2	AWAY	0- 2	0- 0	2- 0				
0- 1	0- 0	0- 1	NEUTRAL	0- 0	0- 0	0- 0				
4- 2	0- 0	0- 0	CONFERENCE	0- 1	0- 1	4- 0				
1- 1	0- 0	0- 0	HOME	0- 0	0- 1	1- 0				
3- 1	0- 0	0- 0	AWAY	0- 1	0- 0	3- 0				
0- 0	0- 0	0- 0	NEUTRAL	0- 0	0- 0	0- 0				

RPI	S	Opponent	Score	RPI	S	Opponent	Score	RPI	S	Opponent	Score	RPI	S	Opponent	Score	Team's RPI: 134
32	A	Missouri	50 69	62	A	Oklahoma St.	55 66	109	H	Appalachian St.	49 62					
41	A	New Mexico	51 82	87	A	Tulane	61 67	153	H	Montana St.	59 67					
46	N	Saint Mary's (CA)	62 89	100	A	Little Rock	47 62	162	A	Arkansas St.	85 62					
								168	H	Oral Roberts	64 81					
								176	A	Georgia St.	69 60					
								202	H	Coastal Caro.	73 58					
								212	H	Nicholls St.	72 67					
								253	A	UTSA	68 60					
								269	A	A&M-Corpus Christi	60 53					
								279	A	Ga. Southern	64 52					
LAST 12 Division I GAMES:																
87	A	Tulane	61 67	212	H	Nicholls St.	72 67									
153	H	Montana St.	59 67	162	A	Arkansas St.	85 62									
279	A	Ga. Southern	64 52	100	A	Little Rock	47 62									
46	N	Saint Mary's (CA)	62 89	109	H	Appalachian St.	49 62									
32	A	Missouri	50 69	202	H	Coastal Caro.	73 58									
62	A	Oklahoma St.	55 66	176	A	Georgia St.	69 60									

Non-Div I Games: UNKNOWN 92 39 Tex. A&amp;M Int'l 89 25

Texas St.

Average RPI	Win: 213	WON-LOST	WINNING	LAST 10	STRENGTH OF	OPP. STRENGTH	TEAM	ADJ.	CONF.	ADJ CONF.
Average RPI	Loss: 93	RECORD	PCT. RANK	GAMES	SCHEDULE	OF SCHEDULE	RPI	RPI	RPI	RPI
DIV. I ONLY	10- 7	124	5-5	149	129	159	159	3	3	
DIV. I NON-CONF.	9- 2	43	0- 0	290	286	150	150	3	3	
-----										
TOTALS	RPI 1-25	RPI 26-50	W-L RECORDS	RPI 51-100	RPI 101-150	RPI 150+				
10- 7	0- 1	0- 1	OVERALL	2- 2	0- 2	8- 1				
9- 3	0- 1	0- 1	HOME	2- 0	0- 1	7- 0				
1- 4	0- 0	0- 0	AWAY	0- 2	0- 1	1- 1				
0- 0	0- 0	0- 0	NEUTRAL	0- 0	0- 0	0- 0				
9- 2	0- 0	0- 0	NON-CONFERENCE	1- 0	0- 1	8- 1				
8- 1	0- 0	0- 0	HOME	1- 0	0- 1	7- 0				
1- 1	0- 0	0- 0	AWAY	0- 0	0- 0	1- 1				
0- 0	0- 0	0- 0	NEUTRAL	0- 0	0- 0	0- 0				
1- 5	0- 1	0- 1	CONFERENCE	1- 2	0- 1	0- 0				
1- 2	0- 1	0- 1	HOME	1- 0	0- 0	0- 0				
0- 3	0- 0	0- 0	AWAY	0- 2	0- 1	0- 0				
0- 0	0- 0	0- 0	NEUTRAL	0- 0	0- 0	0- 0				

RPI 1-25				RPI 26-50				RPI 51-100				RPI 101+ Team's RPI: 159			
RPI	S	Opponent	Score	RPI	S	Opponent	Score	RPI	S	Opponent	Score	RPI	S	Opponent	Score
2	H	Bayl or	56 <b>73</b>	43	H	Kansas St.	62 <b>66</b>	61	A	TCU	70 <b>78</b>	131	H	Idaho	77 <b>88</b>
								62	A	Okl ahoma St.	57 <b>65</b>	137	A	Okl ahoma	61 <b>66</b>
								75	H	Kansas	69 66	170	H	Abil ene Christi an	105 54
								90	H	SFA	77 69	183	H	Southern U.	76 58
												196	H	Jacksonville St.	71 58
												213	A	Fl ori da	67 <b>72</b>
												241	H	Texas Southern	75 55
												260	A	Nevada	86 67
												269	H	A&M-Corpus Christi	78 61
												321	H	La. -Monroe	86 42
												323	H	Houston Baptist	82 76
LAST 12 Division I GAMES:															
43	H	Kansas St.	62 <b>66</b>	62	A	Okl ahoma St.	57 <b>65</b>	61	A	TCU	70 <b>78</b>	75	H	Kansas	69 66
183	H	Southern U.	76 58	2	H	Bayl or	56 <b>73</b>	137	A	Okl ahoma	61 <b>66</b>	170	H	Abil ene Christi an	105 54
260	A	Nevada	86 67	90	H	SFA	77 69	241	H	Texas Southern	75 55				

Non-Div I Games:

Texas Tech

Average RPI Win: 233	WON-LOST RECORD	WINNING PCT. RANK	LAST 10 GAMES	STRENGTH OF SCHEDULE	OPP. STRENGTH OF SCHEDULE	TEAM RPI	ADJ. RPI	CONF. RPI	ADJ CONF. RPI
Average RPI Loss: 66									
DIV. I ONLY	11- 5	76	7-3	171	157	95	95	8	8
DIV. I NON-CONF.	8- 3	71	0- 0	166	152	72	72	8	8
-----									
TOTALS	RPI 1-25	RPI 26-50	W-L RECORDS	RPI 51-100	RPI 101-150	RPI 150+			
11- 5	0- 1	0- 0	OVERALL	1- 4	2- 0	8- 0			
5- 2	0- 1	0- 0	HOME	0- 1	2- 0	3- 0			
6- 3	0- 0	0- 0	AWAY	1- 3	0- 0	5- 0			
0- 0	0- 0	0- 0	NEUTRAL	0- 0	0- 0	0- 0			
8- 3	0- 1	0- 0	NON-CONFERENCE	1- 2	2- 0	5- 0			
4- 1	0- 1	0- 0	HOME	0- 0	2- 0	2- 0			
4- 2	0- 0	0- 0	AWAY	1- 2	0- 0	3- 0			
0- 0	0- 0	0- 0	NEUTRAL	0- 0	0- 0	0- 0			
3- 2	0- 0	0- 0	CONFERENCE	0- 2	0- 0	3- 0			
1- 1	0- 0	0- 0	HOME	0- 1	0- 0	1- 0			
2- 1	0- 0	0- 0	AWAY	0- 1	0- 0	2- 0			
0- 0	0- 0	0- 0	NEUTRAL	0- 0	0- 0	0- 0			

RPI 1-25				RPI 26-50				RPI 51-100 Team's RPI: 95				RPI 101+			
RPI	S	Opponent	Score	RPI	S	Opponent	Score	RPI	S	Opponent	Score	RPI	S	Opponent	Score
1	H	Notre Dame	56 72					70	A	Maine	59 73	145	H	Stony Brook	80 48
								73	A	Belmont	78 69	147	H	Duquesne	65 52
								76	H	Kent St.	47 58	188	H	Ball St.	65 58
								86	A	Dayton	49 70	228	A	Bowling Green	79 65
								97	A	Miami (OH)	64 65	254	A	Memphis	58 48
												268	A	Cleveland St.	65 60
												293	A	Western Mich.	80 57
												307	A	Valparaiso	65 59
												328	H	Detroit Mercy	77 60
												331	H	Iona	84 38
-----															
LAST 12 Division I GAMES:															
228	A	Bowling Green	79 65	76	H	Kent St.	47 58								
293	A	Western Mich.	80 57	97	A	Miami (OH)	64 65								
268	A	Cleveland St.	65 60	188	H	Ball St.	65 58								
254	A	Memphis	58 48	328	H	Detroit Mercy	77 60								
73	A	Belmont	78 69	145	H	Stony Brook	80 48								
307	A	Valparaiso	65 59	1	H	Notre Dame	56 72								

Non-Div I Games:

Toledo

Average RPI Win:	229	WON-LOST	WINNING	LAST 10	STRENGTH OF	OPP. STRENGTH	TEAM	ADJ.	CONF.	ADJ CONF.
Average RPI Loss:	132	RECORD	PCT. RANK	GAMES	SCHEDULE	OF SCHEDULE	RPI	RPI	RPI	RPI
DIV. I ONLY	11- 6	90	8-2	234	171	104	104	10	10	
DIV. I NON-CONF.	6- 5	143	0- 0	275	182	166	166	13	13	
-----										
TOTALS	RPI 1-25	RPI 26-50	W-L RECORDS	RPI 51-100	RPI 101-150	RPI 150+				
11- 6	0- 1	0- 0	OVERALL	1- 0	1- 3	9- 2				
5- 0	0- 0	0- 0	HOME	1- 0	0- 0	4- 0				
6- 6	0- 1	0- 0	AWAY	0- 0	1- 3	5- 2				
0- 0	0- 0	0- 0	NEUTRAL	0- 0	0- 0	0- 0				
6- 5	0- 1	0- 0	NON-CONFERENCE	0- 0	0- 2	6- 2				
3- 0	0- 0	0- 0	HOME	0- 0	0- 0	3- 0				
3- 5	0- 1	0- 0	AWAY	0- 0	0- 2	3- 2				
0- 0	0- 0	0- 0	NEUTRAL	0- 0	0- 0	0- 0				
5- 1	0- 0	0- 0	CONFERENCE	1- 0	1- 1	3- 0				
2- 0	0- 0	0- 0	HOME	1- 0	0- 0	1- 0				
3- 1	0- 0	0- 0	AWAY	0- 0	1- 1	2- 0				
0- 0	0- 0	0- 0	NEUTRAL	0- 0	0- 0	0- 0				

RPI	S	Opponent	Score	RPI	S	Opponent	Score	RPI	S	Opponent	Score	RPI	S	Opponent	Score	Team's RPI: 104
6	A	Syracuse	55 98					53	H	Northeastern	88 83	102	A	West Virginia	43 90	
												115	A	UNCW	73 77	
												119	A	Wake Forest	53 60	
												123	A	Drexel	55 54	
												181	H	Massachusetts	78 53	
												192	A	Delaware	56 48	
												197	A	George Washington	63 76	
												237	A	Marshall	76 69	
												250	A	Mt. St. Mary's	78 87	
												263	H	Hofstra	92 68	
												276	H	La Salle	92 68	
												277	A	Saint Joseph's	73 52	
												294	A	Col. of Charleston	77 61	
												308	H	Loyola Maryland	62 57	
												317	A	UMBC	71 62	
LAST 12 Division I GAMES:																
115	A	UNCW	73 77	263	H	Hofstra	92 68									
294	A	Col. of Charleston	77 61	53	H	Northeastern	88 83									
277	A	Saint Joseph's	73 52	192	A	Delaware	56 48									
308	H	Loyola Maryland	62 57	123	A	Drexel	55 54									
6	A	Syracuse	55 98	237	A	Marshall	76 69									
197	A	George Washington	63 76	102	A	West Virginia	43 90									

Non-Div I Games:

Towson

Average RPI Win:	212	WON-LOST	WINNING	LAST 10	STRENGTH OF	OPP. STRENGTH	TEAM	ADJ.	CONF.	ADJ CONF.
Average RPI Loss:	89	RECORD	PCT. RANK	GAMES	SCHEDULE	OF SCHEDULE	RPI	RPI	RPI	RPI
DIV. I ONLY	13- 3	31	8-2	275	105	85	85	14	14	
DIV. I NON-CONF.	8- 2	52	0- 0	309	141	123	123	15	15	
-----										
TOTALS	RPI 1-25	RPI 26-50	W-L RECORDS	RPI 51-100	RPI 101-150	RPI 150+				
13- 3	0- 1	0- 0	OVERALL	1- 1	1- 0	11- 1				
5- 1	0- 0	0- 0	HOME	1- 1	0- 0	4- 0				
6- 2	0- 1	0- 0	AWAY	0- 0	1- 0	5- 1				
2- 0	0- 0	0- 0	NEUTRAL	0- 0	0- 0	2- 0				
8- 2	0- 1	0- 0	NON-CONFERENCE	0- 1	0- 0	8- 0				
3- 1	0- 0	0- 0	HOME	0- 1	0- 0	3- 0				
3- 1	0- 1	0- 0	AWAY	0- 0	0- 0	3- 0				
2- 0	0- 0	0- 0	NEUTRAL	0- 0	0- 0	2- 0				
5- 1	0- 0	0- 0	CONFERENCE	1- 0	1- 0	3- 1				
2- 0	0- 0	0- 0	HOME	1- 0	0- 0	1- 0				
3- 1	0- 0	0- 0	AWAY	0- 0	1- 0	2- 1				
0- 0	0- 0	0- 0	NEUTRAL	0- 0	0- 0	0- 0				

RPI 1-25				RPI 26-50				RPI 51-100				RPI 101+			
RPI	S	Opponent	Score	RPI	S	Opponent	Score	RPI	S	Opponent	Score	RPI	S	Opponent	Score
22	A	Florida St.	67 103					69	H	Middle Tenn.	64 67	109	A	Appalachian St.	83 72
								100	H	Little Rock	71 66	162	H	Arkansas St.	87 79
												176	A	Georgia St.	80 84
												195	A	Ole Miss	71 54
												196	A	Jacksonville St.	89 63
												202	A	Coastal Caro.	82 81
												215	N	Sam Houston St.	84 79
												225	H	Samford	72 52
												229	H	Alabama St.	116 46
												236	A	ETSU	84 66
												279	A	Ga. Southern	97 81
												299	N	Mississippi Val.	75 54
												305	H	Tennessee St.	92 67
-----															
LAST 12 Division I GAMES:															
176	A	Georgia St.	80 84	162	H	Arkansas St.	87 79								
279	A	Ga. Southern	97 81	100	H	Little Rock	71 66								
69	H	Middle Tenn.	64 67	109	A	Appalachian St.	83 72								
229	H	Alabama St.	116 46	202	A	Coastal Caro.	82 81								
299	N	Mississippi Val.	75 54	196	A	Jacksonville St.	89 63								
215	N	Sam Houston St.	84 79	195	A	Ole Miss	71 54								

Non-Div I Games: Talladega 91 70

Troy

T  
u  
l  
a  
n  
e

Tulane				Through Games Of Jan. 20, 2019																
Average RPI	Win:	196	WON-LOST	WINNING	LAST 10	STRENGTH OF	OPP. STRENGTH	TEAM	ADJ.	CONF.	ADJ CONF.									
Average RPI	Loss:	67	RECORD	PCT. RANK	GAMES	SCHEDULE	OF SCHEDULE	RPI	RPI	RPI	RPI									
DIV. I ONLY	13- 5	56	6-4	177	74	87	87	9	9											
DIV. I NON-CONF.	10- 3	59	1- 0	229	47	91	91	9	9											
-----																				
TOTALS	RPI 1-25		RPI 26-50		W-L RECORDS	RPI 51-100		RPI 101-150		RPI 150+										
13- 5	1- 1		1- 1		OVERALL	0- 1		2- 2		9- 0										
7- 2	0- 1		0- 0		HOME	0- 1		2- 0		5- 0										
3- 2	0- 0		1- 0		AWAY	0- 0		0- 2		2- 0										
3- 1	1- 0		0- 1		NEUTRAL	0- 0		0- 0		2- 0										
10- 3	1- 0		1- 1		NON-CONFERENCE	0- 1		2- 1		6- 0										
6- 1	0- 0		0- 0		HOME	0- 1		2- 0		4- 0										
1- 1	0- 0		1- 0		AWAY	0- 0		0- 1		0- 0										
3- 1	1- 0		0- 1		NEUTRAL	0- 0		0- 0		2- 0										
3- 2	0- 1		0- 0		CONFERENCE	0- 0		0- 1		3- 0										
1- 1	0- 1		0- 0		HOME	0- 0		0- 0		1- 0										
2- 1	0- 0		0- 0		AWAY	0- 0		0- 1		2- 0										
0- 0	0- 0		0- 0		NEUTRAL	0- 0		0- 0		0- 0										
-----																				
RPI 1-25				RPI 26-50				RPI 51-100 Team's RPI: 87												
RPI S Opponent Score				RPI S Opponent Score				RPI S Opponent Score												
7 H UConn 33 75				30 N Cal i forn i a 57 65				55 H Ol d Dom i ni on 48 56												
18 N Central Mich. 68 57				49 A LSU 56 54																
-----																				
LAST 12 Division I GAMES:																				
134 H Texas St. 67 61				7 H UConn 33 75																
122 A South Fla. 46 73				222 A SMU 61 43																
55 H Ol d Dom i ni on 48 56				231 A Temple 66 57																
121 A Al abama 58 69				221 H East Carol i na 68 57																
212 H Ni chol l s St. 71 46				346 N Fl ori da A&M 78 34																
210 H Southern Miss. 71 54				18 N Central Mich. 68 57																
-----																				
RPI 101+																				
RPI S Opponent Score																				
111 H Washington 63 51																				
121 A Al abama 58 69																				
122 A South Fla. 46 73																				
134 H Texas St. 67 61																				
210 H Southern Mi ss. 71 54																				
212 H Ni chol l s St. 71 46																				
221 H East Carol i na 68 57																				
222 A SMU 61 43																				
231 A Temple 66 57																				
241 H Texas Southern 62 56																				
268 N Cleve land St. 81 72																				
290 H Fl a. Atlantic 88 45																				
346 N Fl ori da A&M 78 34																				

T  
u  
l  
a  
n  
e

Non-Div I Games:

Tulane



T  
u  
l  
s  
a

Tulsa		Through Games Of Jan. 20, 2019									
Average RPI	Win: 214	WON-LOST	WINNING	LAST 10	STRENGTH OF	OPP. STRENGTH	TEAM	ADJ.	CONF.	ADJ CONF.	
Average RPI	Loss: 85	RECORD	PCT. RANK	GAMES	SCHEDULE	OF SCHEDULE	RPI	RPI	RPI	RPI	
DIV. I ONLY	9- 9	163	4-6	82	110	135	135	9	9		
DIV. I NON-CONF.	6- 7	172	0- 1	108	60	154	154	9	9		
-----											
TOTALS	RPI 1-25	RPI 26-50	W-L RECORDS	RPI 51-100	RPI 101-150	RPI 150+					
9- 9	0- 2	0- 0	OVERALL	0- 4	1- 2	8- 1					
6- 3	0- 0	0- 0	HOME	0- 2	0- 1	6- 0					
2- 6	0- 2	0- 0	AWAY	0- 2	0- 1	2- 1					
1- 0	0- 0	0- 0	NEUTRAL	0- 0	1- 0	0- 0					
6- 7	0- 1	0- 0	NON-CONFERENCE	0- 4	1- 1	5- 1					
4- 2	0- 0	0- 0	HOME	0- 2	0- 0	4- 0					
1- 5	0- 1	0- 0	AWAY	0- 2	0- 1	1- 1					
1- 0	0- 0	0- 0	NEUTRAL	0- 0	1- 0	0- 0					
3- 2	0- 1	0- 0	CONFERENCE	0- 0	0- 1	3- 0					
2- 1	0- 0	0- 0	HOME	0- 0	0- 1	2- 0					
1- 1	0- 1	0- 0	AWAY	0- 0	0- 0	1- 0					
0- 0	0- 0	0- 0	NEUTRAL	0- 0	0- 0	0- 0					

RPI 1-25				RPI 26-50				RPI 51-100				RPI 101+ Team's RPI: 135			
RPI	S	Opponent	Score	RPI	S	Opponent	Score	RPI	S	Opponent	Score	RPI	S	Opponent	Score
14	A	Arizona St.	52 70					63	H	Arkansas	59 61	114	H	Cincinnati	50 70
17	A	UCF	44 60					73	A	Belmont	53 78	121	N	Alabama	80 73
								90	A	SFA	34 76	129	A	American	52 68
								100	H	Little Rock	53 63	162	A	Arkansas St.	60 73
												168	A	Oral Roberts	76 68
												170	H	Abilene Christian	75 63
												206	H	Saint Louis	86 75
												221	A	East Carolina	75 55
												244	H	Stetson	55 54
												254	H	Memphis	46 39
												265	H	UTEP	66 45
												274	H	Wichita St.	63 49
-----															
LAST 12 Division I GAMES:															
14	A	Arizona St.	52 70	17	A	UCF	44 60	221	A	East Carolina	75 55				
114	H	Cincinnati	50 70	254	H	Memphis	46 39	274	H	Wichita St.	63 49				
100	H	Little Rock	53 63	265	H	UTEP	66 45	63	H	Arkansas	59 61				
162	A	Arkansas St.	60 73												
121	N	Alabama	80 73												
170	H	Abilene Christian	75 63												

Non-Div I Games:

Tulsa

Average RPI Win:	248	WON-LOST	WINNING	LAST 10	STRENGTH OF	OPP. STRENGTH	TEAM	ADJ.	CONF.	ADJ CONF.
Average RPI Loss:	88	RECORD	PCT. RANK	GAMES	SCHEDULE	OF SCHEDULE	RPI	RPI	RPI	RPI
DIV. I ONLY	16- 2	12	9-1	348	128	152	152	16	16	
DIV. I NON-CONF.	11- 1	13	0- 1	340	189	112	112	19	19	
-----										
TOTALS	RPI 1-25	RPI 26-50	W-L RECORDS	RPI 51-100	RPI 101-150	RPI 150+				
16- 2	0- 0	0- 1	OVERALL	1- 0	2- 1	13- 0				
6- 1	0- 0	0- 0	HOME	0- 0	1- 1	5- 0				
8- 0	0- 0	0- 0	AWAY	1- 0	0- 0	7- 0				
2- 1	0- 0	0- 1	NEUTRAL	0- 0	1- 0	1- 0				
11- 1	0- 0	0- 1	NON-CONFERENCE	1- 0	2- 0	8- 0				
5- 0	0- 0	0- 0	HOME	0- 0	1- 0	4- 0				
4- 0	0- 0	0- 0	AWAY	1- 0	0- 0	3- 0				
2- 1	0- 0	0- 1	NEUTRAL	0- 0	1- 0	1- 0				
5- 1	0- 0	0- 0	CONFERENCE	0- 0	0- 1	5- 0				
1- 1	0- 0	0- 0	HOME	0- 0	0- 1	1- 0				
4- 0	0- 0	0- 0	AWAY	0- 0	0- 0	4- 0				
0- 0	0- 0	0- 0	NEUTRAL	0- 0	0- 0	0- 0				

U

U

A

A

B

B

RPI	S	Opponent	Score	RPI	S	Opponent	Score	RPI	S	Opponent	Score	Team's RPI: 152
39	N	Tennessee	69 73	81	A	FGCU	62 60	109	H	Appalachian St.	80 61	
								136	H	Louisiana Tech	68 73	
								137	N	Oklahoma	89 84	
								210	H	Southern Miss.	71 60	
								225	A	Samford	66 41	
								229	A	Alabama St.	62 47	
								253	A	UTSA	59 42	
								254	H	Memphis	85 54	
								265	A	UTEP	74 48	
								287	H	Alabama A&M	82 47	
								290	A	Fla. Atlantic	89 64	
								301	N	Coppin St.	86 61	
								311	A	FIU	83 59	
								319	H	McNeese	91 48	
								341	A	Chicago St.	90 45	
								350	H	Alcorn	80 53	
LAST 12 Division I GAMES:												
39	N	Tennessee	69 73	265	A	UTEP	74 48					
253	A	UTSA	59 42	210	H	Southern Miss.	71 60					
301	N	Coppin St.	86 61	136	H	Louisiana Tech	68 73					
229	A	Alabama St.	62 47	311	A	FIU	83 59					
319	H	McNeese	91 48	290	A	Fla. Atlantic	89 64					
225	A	Samford	66 41	81	A	FGCU	62 60					

Non-Div I Games: Ala.-Huntsville 83 58

UAB

UC Davis

UC Davis				Through Games Of Jan. 20, 2019							
Average RPI Win:	198	WON-LOST	WINNING	LAST 10	STRENGTH OF	OPP. STRENGTH	TEAM	ADJ.	CONF.	ADJ CONF.	
Average RPI Loss:	126	RECORD	PCT. RANK	GAMES	SCHEDULE	OF SCHEDULE	RPI	RPI	RPI	RPI	
DIV. I ONLY		10- 6	104	8-2	180	120	103	103	21	21	
DIV. I NON-CONF.		7- 5	132	0- 1	188	57	105	105	21	21	
-----											
TOTALS	RPI 1-25		RPI 26-50		W-L RECORDS		RPI 51-100		RPI 101-150	RPI 150+	
10- 6	0- 1		1- 0		OVERALL		1- 1		1- 3	7- 1	
5- 1	0- 0		1- 0		HOME		0- 1		1- 0	3- 0	
4- 5	0- 1		0- 0		AWAY		1- 0		0- 3	3- 1	
1- 0	0- 0		0- 0		NEUTRAL		0- 0		0- 0	1- 0	
7- 5	0- 1		1- 0		NON-CONFERENCE		1- 1		0- 3	5- 0	
3- 1	0- 0		1- 0		HOME		0- 1		0- 0	2- 0	
3- 4	0- 1		0- 0		AWAY		1- 0		0- 3	2- 0	
1- 0	0- 0		0- 0		NEUTRAL		0- 0		0- 0	1- 0	
3- 1	0- 0		0- 0		CONFERENCE		0- 0		1- 0	2- 1	
2- 0	0- 0		0- 0		HOME		0- 0		1- 0	1- 0	
1- 1	0- 0		0- 0		AWAY		0- 0		0- 0	1- 1	
0- 0	0- 0		0- 0		NEUTRAL		0- 0		0- 0	0- 0	

RPI 1-25				RPI 26-50				RPI 51-100				RPI 101+ Team's RPI: 103			
RPI	S	Opponent	Score	RPI	S	Opponent	Score	RPI	S	Opponent	Score	RPI	S	Opponent	Score
4	A	Stanford	43 71	46	H	Saint Mary's (CA)	76 74	64	H	Pacific	80 83	133	A	Loyola Marymount	53 60
								93	A	Washington St.	75 62	141	A	Portland St.	50 65
												144	A	Montana	56 62
												146	H	UC Irvine	80 57
												185	A	UC Riverside	67 59
												209	H	Southern Utah	68 45
												214	H	Cal St. Fullerton	75 51
												239	A	Sacramento St.	109 60
												251	A	San Francisco	70 68
												260	N	Nevada	84 68
												270	A	Hawaii	60 65
												336	H	Seattle U	76 59
LAST 12 Division I GAMES:															
144	A	Montana	56 62	214	H	Cal St. Fullerton	75 51								
146	H	UC Irvine	80 57	270	A	Hawaii	60 65								
239	A	Sacramento St.	109 60	185	A	UC Riverside	67 59								
260	N	Nevada	84 68	46	H	Saint Mary's (CA)	76 74								
133	A	Loyola Marymount	53 60	251	A	San Francisco	70 68								
209	H	Southern Utah	68 45	336	H	Seattle U	76 59								

Non-Div I Games: Domini can (CA) 92 42

UC Davis

UC Irvine				Through Games Of Jan. 20, 2019							
Average RPI	Win:	236	WON-LOST	WINNING	LAST 10	STRENGTH OF	OPP. STRENGTH	TEAM	ADJ.	CONF.	ADJ CONF.
Average RPI	Loss:	124	RECORD	PCT. RANK	GAMES	SCHEDULE	OF SCHEDULE	RPI	RPI	RPI	RPI
DIV. I ONLY			11- 4	53	6-4	303	191	146	146	21	21
DIV. I NON-CONF.			9- 2	43	0- 0	310	201	126	126	21	21
-----											
TOTALS		RPI 1-25		RPI 26-50		W-L RECORDS		RPI 51-100		RPI 101-150	RPI 150+
11- 4		0- 1		0- 0		OVERALL		0- 0		2- 1	9- 2
5- 1		0- 0		0- 0		HOME		0- 0		0- 0	5- 1
4- 3		0- 1		0- 0		AWAY		0- 0		2- 1	2- 1
2- 0		0- 0		0- 0		NEUTRAL		0- 0		0- 0	2- 0
9- 2		0- 1		0- 0		NON-CONFERENCE		0- 0		2- 0	7- 1
4- 1		0- 0		0- 0		HOME		0- 0		0- 0	4- 1
3- 1		0- 1		0- 0		AWAY		0- 0		2- 0	1- 0
2- 0		0- 0		0- 0		NEUTRAL		0- 0		0- 0	2- 0
2- 2		0- 0		0- 0		CONFERENCE		0- 0		0- 1	2- 1
1- 0		0- 0		0- 0		HOME		0- 0		0- 0	1- 0
1- 2		0- 0		0- 0		AWAY		0- 0		0- 1	1- 1
0- 0		0- 0		0- 0		NEUTRAL		0- 0		0- 0	0- 0

RPI 1-25				RPI 26-50				RPI 51-100				RPI 101+ Team's RPI: 146			
RPI	S	Opponent	Score	RPI	S	Opponent	Score	RPI	S	Opponent	Score	RPI	S	Opponent	Score
3	A	Oregon	69 115									103	A	UC Davis	57 80
												128	A	Portland	84 69
												141	A	Portland St.	73 68
												153	H	CSUN	65 61
												158	N	Indiana St.	77 61
												185	A	UC Riverside	72 88
												205	H	San Diego St.	70 78
												209	H	Southern Utah	75 58
												226	H	UNLV	57 55
												271	H	CSU Bakersfield	85 78
												306	A	Cal Poly	75 59
												318	A	San Jose St.	74 66
												336	H	Seattle U	65 60
												351	N	LIU Brooklyn	84 71
-----															
LAST 12 Division I GAMES:															
103	A	UC Davis	57 80	153	H	CSUN	65 61								
185	A	UC Riverside	72 88	306	A	Cal Poly	75 59								
205	H	San Diego St.	70 78	336	H	Seattle U	65 60								
318	A	San Jose St.	74 66	3	A	Oregon	69 115								
271	H	CSU Bakersfield	85 78	141	A	Portland St.	73 68								
158	N	Indiana St.	77 61	128	A	Portland	84 69								

Non-Div I Games: LIFE Pacific 105 31

UC Irvine

Through Games Of Jan. 20, 2019										
UC Ri versi de		Average RPI	Win: 212	WON-LOST	WINNING	LAST 10	STRENGTH OF		OPP. STRENGTH	TEAM
		Average RPI	Loss: 124	RECORD	PCT. RANK	GAMES	SCHEDULE		OF SCHEDULE	RPI
DIV. I ONLY		7- 11	233	5-5			125	163	185	185
DIV. I NON-CONF.		6- 8	199	1- 0			132	137	160	160
TOTALS		RPI 1-25		RPI 26-50		W-L RECORDS	RPI 51-100		RPI 101-150	RPI 150+
7- 11		0- 2		0- 2		OVERALL	0- 1		1- 1	6- 5
4- 2		0- 0		0- 0		HOME	0- 0		1- 1	3- 1
2- 6		0- 1		0- 1		AWAY	0- 1		0- 0	2- 3
1- 3		0- 1		0- 1		NEUTRAL	0- 0		0- 0	1- 1
6- 8		0- 2		0- 2		NON-CONFERENCE	0- 1		0- 0	6- 3
3- 0		0- 0		0- 0		HOME	0- 0		0- 0	3- 0
2- 5		0- 1		0- 1		AWAY	0- 1		0- 0	2- 2
1- 3		0- 1		0- 1		NEUTRAL	0- 0		0- 0	1- 1
1- 3		0- 0		0- 0		CONFERENCE	0- 0		1- 1	0- 2
1- 2		0- 0		0- 0		HOME	0- 0		1- 1	0- 1
0- 1		0- 0		0- 0		AWAY	0- 0		0- 0	0- 1
0- 0		0- 0		0- 0		NEUTRAL	0- 0		0- 0	0- 0

RPI 1-25				RPI 26-50				RPI 51-100				RPI 101+ Team's RPI: 185			
RPI	S	Opponent	Score	RPI	S	Opponent	Score	RPI	S	Opponent	Score	RPI	S	Opponent	Score
3	N	Oregon	44 94	31	N	Texas A&M	63 70	62	A	Oklahoma St.	51 76	103	H	UC Davis	59 67
19	A	BYU	70 72	48	A	Southern California	55 73					146	H	UC Irvine	88 72
												153	A	CSUN	56 69
												177	N	Eastern Wash.	57 45
												178	H	New Mexico St.	65 64
												186	N	Milwaukee	54 56
												202	H	Coastal Caro.	62 43
												209	H	Southern Utah	56 50
												217	A	Utah Valley	53 56
												258	H	Long Beach St.	45 63
												271	A	CSU Bakersfield	79 67
												284	A	California Baptist	57 65
												303	A	Weber St.	71 39
LAST 12 Division I GAMES:															
209	H	Southern Utah	56 50	146	H	UC Irvine	88 72								
153	A	CSUN	56 69	258	H	Long Beach St.	45 63								
303	A	Weber St.	71 39	103	H	UC Davis	59 67								
177	N	Eastern Wash.	57 45	271	A	CSU Bakersfield	79 67								
31	N	Texas A&M	63 70	178	H	New Mexico St.	65 64								
284	A	California Baptist	57 65	217	A	Utah Valley	53 56								

Non-Div I Games:

Average RPI Win: 256		WON-LOST RECORD	WINNING PCT. RANK	LAST 10 GAMES	STRENGTH OF SCHEDULE	OPP. STRENGTH OF SCHEDULE	TEAM RPI	ADJ. RPI	CONF. RPI	ADJ CONF. RPI
Average RPI Loss: 163										
DIV. I ONLY		4- 12	291	3-7	255	210	298	298	21	21
DIV. I NON-CONF.		3- 10	278	1- 0	214	213	287	287	21	21
TOTALS		RPI 1-25	RPI 26-50	W-L RECORDS		RPI 51-100	RPI 101-150	RPI 150+		
4- 12	0- 0		0- 3	OVERALL		0- 1	0- 1	4- 7		
2- 5	0- 0		0- 1	HOME		0- 0	0- 1	2- 3		
1- 7	0- 0		0- 2	AWAY		0- 1	0- 0	1- 4		
1- 0	0- 0		0- 0	NEUTRAL		0- 0	0- 0	1- 0		
3- 10	0- 0		0- 3	NON-CONFERENCE		0- 1	0- 1	3- 5		
1- 5	0- 0		0- 1	HOME		0- 0	0- 1	1- 3		
1- 5	0- 0		0- 2	AWAY		0- 1	0- 0	1- 2		
1- 0	0- 0		0- 0	NEUTRAL		0- 0	0- 0	1- 0		
1- 2	0- 0		0- 0	CONFERENCE		0- 0	0- 0	1- 2		
1- 0	0- 0		0- 0	HOME		0- 0	0- 0	1- 0		
0- 2	0- 0		0- 0	AWAY		0- 0	0- 0	0- 2		
0- 0	0- 0		0- 0	NEUTRAL		0- 0	0- 0	0- 0		

RPI 1-25				RPI 26-50				RPI 51-100				RPI 101+				Team's RPI: 298	
RPI	S	Opponent	Score	RPI	S	Opponent	Score	RPI	S	Opponent	Score	RPI	S	Opponent	Score		
				30	A	Cal i f o r n i a	45 69	64	A	P a c i f i c	53 69	133	H	L o y o l a M a r y m o u n t	57 70		
				46	H	S a i n t M a r y ' s ( C A )	55 80					153	A	C S U N	65 73		
				48	A	S o u t h e r n C a l i f o r n i a	39 82					178	H	N e w M e x i c o S t .	73 81		
												205	A	S a n D i e g o S t .	63 58		
												217	A	U t a h V a l l e y	54 63		
												224	N	D a r t m o u t h	62 56		
												226	A	U N L V	51 69		
												258	H	L o n g B e a c h S t .	60 54		
												271	H	C S U B a k e r s f i e l d	48 56		
												284	H	C a l i f o r n i a B a p t i s t	64 76		
												306	A	C a l P o l y	67 75		
												337	H	G r a n d C a n y o n	66 55		
LAST 12 Division I GAMES:																	
				224	N	D a r t m o u t h	62 56	306	A	C a l P o l y	67 75						
				258	H	L o n g B e a c h S t .	60 54	153	A	C S U N	65 73						
				64	A	P a c i f i c	53 69	178	H	N e w M e x i c o S t .	73 81						
				337	H	G r a n d C a n y o n	66 55	205	A	S a n D i e g o S t .	63 58						
				46	H	S a i n t M a r y ' s ( C A )	55 80	284	H	C a l i f o r n i a B a p t i s t	64 76						
				226	A	U N L V	51 69	30	A	C a l i f o r n i a	45 69						

### Non-Div I Games:

UC Santa Barbara

■ Loss, ■ Non-Conf, S Site, H Home A Away N Neutral

Average RPI Win:	160	WON-LOST	WINNING	LAST 10	STRENGTH OF	OPP. STRENGTH	TEAM	ADJ.	CONF.	ADJ CONF.
Average RPI Loss:	12	RECORD	PCT. RANK	GAMES	SCHEDULE	OF SCHEDULE	RPI	RPI	RPI	RPI
DIV. I ONLY	16- 2	12	9-1	102	44	17	17	9	9	
DIV. I NON-CONF.	11- 2	33	0- 0	105	19	19	19	9	9	
-----										
TOTALS	RPI 1-25	RPI 26-50	W-L RECORDS	RPI 51-100	RPI 101-150	RPI 150+				
16- 2	0- 2	0- 0	OVERALL	4- 0	5- 0	7- 0				
7- 0	0- 0	0- 0	HOME	2- 0	3- 0	2- 0				
8- 1	0- 1	0- 0	AWAY	2- 0	2- 0	4- 0				
1- 1	0- 1	0- 0	NEUTRAL	0- 0	0- 0	1- 0				
11- 2	0- 2	0- 0	NON-CONFERENCE	4- 0	2- 0	5- 0				
4- 0	0- 0	0- 0	HOME	2- 0	1- 0	1- 0				
6- 1	0- 1	0- 0	AWAY	2- 0	1- 0	3- 0				
1- 1	0- 1	0- 0	NEUTRAL	0- 0	0- 0	1- 0				
5- 0	0- 0	0- 0	CONFERENCE	0- 0	3- 0	2- 0				
3- 0	0- 0	0- 0	HOME	0- 0	2- 0	1- 0				
2- 0	0- 0	0- 0	AWAY	0- 0	1- 0	1- 0				
0- 0	0- 0	0- 0	NEUTRAL	0- 0	0- 0	0- 0				

RPI 1-25				Team's RPI: 17				RPI 26-50				RPI 51-100				RPI 101+			
RPI	S	Opponent	Score	RPI	S	Opponent	Score	RPI	S	Opponent	Score	RPI	S	Opponent	Score	RPI	S	Opponent	Score
6	N	Syracuse	52 57					57	H	Villanova	71 56	114	H	Cincinnati	56 55				
18	A	Central Mich.	68 75					64	H	Pacific	64 57	122	A	South Fla.	62 49				
								68	A	Quinnipiac	47 45	130	H	Chattanooga	75 37				
								88	A	Pittsburgh	61 58	135	H	Tulsa	60 44				
												147	A	Duquesne	71 63				
												179	A	Mercer	76 42				
												192	A	Delaware	71 60				
												222	H	SMU	55 43				
												244	A	Stetson	78 55				
												254	A	Memphis	68 55				
												264	N	Liberty	53 45				
												283	H	Richmond	70 48				
-----																			
LAST 12 Division I GAMES:																			
222	H	SMU	55 43	114	H	Cincinnati	56 55												
135	H	Tulsa	60 44	122	A	South Fla.	62 49												
64	H	Pacific	64 57	254	A	Memphis	68 55												
147	A	Duquesne	71 63	68	A	Quinnipiac	47 45												
192	A	Delaware	71 60	6	N	Syracuse	52 57												
130	H	Chattanooga	75 37	264	N	Liberty	53 45												

Non-Div I Games:

UCF

Average RPI Win:	134	WON-LOST	WINNING	LAST 10	STRENGTH OF	OPP. STRENGTH	TEAM	ADJ.	CONF.	ADJ CONF.
Average RPI Loss:	50	RECORD	PCT. RANK	GAMES	SCHEDULE	OF SCHEDULE	RPI	RPI	RPI	RPI
DIV. I ONLY	9- 9	163	6-4	4	65	56	56	2	2	
DIV. I NON-CONF.	7- 5	132	0- 0	30	145	80	80	2	2	
-----										
TOTALS	RPI 1-25	RPI 26-50	W-L RECORDS	RPI 51-100	RPI 101-150	RPI 150+				
9- 9	0- 2	2- 5	OVERALL	2- 0	3- 2	2- 0				
6- 4	0- 1	0- 3	HOME	2- 0	3- 0	1- 0				
3- 2	0- 1	2- 0	AWAY	0- 0	0- 1	1- 0				
0- 3	0- 0	0- 2	NEUTRAL	0- 0	0- 1	0- 0				
7- 5	0- 0	0- 3	NON-CONFERENCE	2- 0	3- 2	2- 0				
6- 1	0- 0	0- 1	HOME	2- 0	3- 0	1- 0				
1- 1	0- 0	0- 0	AWAY	0- 0	0- 1	1- 0				
0- 3	0- 0	0- 2	NEUTRAL	0- 0	0- 1	0- 0				
2- 4	0- 2	2- 2	CONFERENCE	0- 0	0- 0	0- 0				
0- 3	0- 1	0- 2	HOME	0- 0	0- 0	0- 0				
2- 1	0- 1	2- 0	AWAY	0- 0	0- 0	0- 0				
0- 0	0- 0	0- 0	NEUTRAL	0- 0	0- 0	0- 0				

RPI	S	Opponent	Score	RPI	S	Opponent	Score	RPI	S	Opponent	Score	RPI	S	Opponent	Score
3	H	Oregon	52 72	26	N	Kentucky	74 75	62	H	Oklahoma St.	71 59	101	H	Rice	59 50
4	A	Stanford	80 86	29	H	Indiana	65 67	74	H	Seton Hall	78 62	118	H	Georgia	80 69
				30	A	Cal i forn i a	84 79					122	N	South Fla.	56 60
				42	H	Oregon St.	73 83					132	H	Fresno St.	89 80
				45	N	North Carolina	49 83					133	A	Loyola Marymount	63 69
				48	A	Southern Cal i forn i a	72 65					306	H	Cal Poly	81 35
				48	H	Southern Cal i forn i a	67 72					335	A	UIC	78 47
-----															
LAST 12 Division I GAMES:															
48	H	Southern Cal i forn i a	67 72	42	H	Oregon St.	73 83								
3	H	Oregon	52 72	4	A	Stanford	80 86								
62	H	Oklahoma St.	71 59	30	A	Cal i forn i a	84 79								
132	H	Fresno St.	89 80	48	A	Southern Cal i forn i a	72 65								
29	H	Indiana	65 67	306	H	Cal Poly	81 35								
122	N	South Fla.	56 60	335	A	UIC	78 47								

Non-Div I Games:

UCLA



U  
C  
o  
n  
n

UConn				Through Games Of Jan. 20, 2019																	
Average RPI Win: 111		WON-LOST RECORD		WINNING PCT. RANK		LAST 10 GAMES		STRENGTH OF SCHEDULE		OPP. STRENGTH OF SCHEDULE		TEAM RPI		ADJ. RPI		CONF. RPI		ADJ CONF. RPI			
DIV. I ONLY		16- 1		5		9-1		40		3		7		7		9		9			
DIV. I NON-CONF.		11- 1		13		0- 0		33		2		6		6		9		9			
TOTALS		RPI 1-25		RPI 26-50		W-L RECORDS		RPI 51-100		RPI 101-150		RPI 150+									
16- 1		1- 1		3- 0		OVERALL		3- 0		5- 0		4- 0									
5- 0		0- 0		1- 0		HOME		2- 0		2- 0		0- 0									
7- 1		1- 1		1- 0		AWAY		1- 0		2- 0		2- 0									
4- 0		0- 0		1- 0		NEUTRAL		0- 0		1- 0		2- 0									
11- 1		1- 1		3- 0		NON-CONFERENCE		2- 0		2- 0		3- 0									
3- 0		0- 0		1- 0		HOME		2- 0		0- 0		0- 0									
4- 1		1- 1		1- 0		AWAY		0- 0		1- 0		1- 0									
4- 0		0- 0		1- 0		NEUTRAL		0- 0		1- 0		2- 0									
5- 0		0- 0		0- 0		CONFERENCE		1- 0		3- 0		1- 0									
2- 0		0- 0		0- 0		HOME		0- 0		2- 0		0- 0									
3- 0		0- 0		0- 0		AWAY		1- 0		1- 0		1- 0									
0- 0		0- 0		0- 0		NEUTRAL		0- 0		0- 0		0- 0									
RPI 1-25		Team's RPI: 7		RPI 26-50				RPI 51-100				RPI 101+									
RPI	S	Opponent	Score	RPI	S	Opponent	Score	RPI	S	Opponent	Score	RPI	S	Opponent	Score						
1	A	Notre Dame	89 71	30	A	Cal i forn i a	76 66	74	H	Seton Hall	99 61	105	N	St. John's (NY)	65 55						
2	A	Bayl or	57 68	34	N	Purdue	86 40	87	A	Tul ane	75 33	114	H	Cinci nnati	82 38						
				44	H	DePaul	99 63	99	H	Ohio St.	85 53	117	A	Houston	81 61						
												122	H	South Fla.	63 46						
												137	A	Okl ahoma	72 63						
												172	N	Vanderbil t	80 42						
												195	N	Ole Mi ss	90 50						
												206	A	Sai nt Loui s	98 42						
												231	A	Temple	88 67						
LAST 12 Di v i s i o n I GAMES:																					
231	A	Temple	88 67	122	H	South Fla.	63 46														
87	A	Tul ane	75 33	114	H	Cinci nnati	82 38														
74	H	Seton Hall	99 61	117	A	Houston	81 61														
206	A	Sai nt Loui s	98 42	2	A	Bayl or	57 68														
1	A	Notre Dame	89 71	30	A	Cal i forn i a	76 66														
44	H	DePaul	99 63	137	A	Okl ahoma	72 63														

U  
C  
o  
n  
n

Non-Di v I Games:

UConn

UIC		Average RPI Win: 316	WON-LOST RECORD	WINNING PCT. RANK	LAST 10 GAMES	STRENGTH OF SCHEDULE	OPP. STRENGTH OF SCHEDULE	TEAM RPI	ADJ. RPI	CONF. RPI	ADJ CONF. RPI
Average RPI Loss: 178											
DIV. I ONLY	3- 15	319	1-9	307	200	335	335	20	20		
DIV. I NON-CONF.	2- 9	297	0- 0	270	215	322	322	18	18		
-----											
TOTALS	RPI 1-25	RPI 26-50	W-L RECORDS	RPI 51-100	RPI 101-150	RPI 150+					
3- 15	0- 1	0- 0	OVERALL	0- 4	0- 1	3- 9					
2- 6	0- 0	0- 0	HOME	0- 3	0- 0	2- 3					
1- 7	0- 1	0- 0	AWAY	0- 1	0- 1	1- 4					
0- 2	0- 0	0- 0	NEUTRAL	0- 0	0- 0	0- 2					
2- 9	0- 1	0- 0	NON-CONFERENCE	0- 3	0- 0	2- 5					
1- 3	0- 0	0- 0	HOME	0- 2	0- 0	1- 1					
1- 4	0- 1	0- 0	AWAY	0- 1	0- 0	1- 2					
0- 2	0- 0	0- 0	NEUTRAL	0- 0	0- 0	0- 2					
1- 6	0- 0	0- 0	CONFERENCE	0- 1	0- 1	1- 4					
1- 3	0- 0	0- 0	HOME	0- 1	0- 0	1- 2					
0- 3	0- 0	0- 0	AWAY	0- 0	0- 1	0- 2					
0- 0	0- 0	0- 0	NEUTRAL	0- 0	0- 0	0- 0					

RPI 1-25				RPI 26-50				RPI 51-100				RPI 101+ Team's RPI: 335			
RPI	S	Opponent	Score	RPI	S	Opponent	Score	RPI	S	Opponent	Score	RPI	S	Opponent	Score
15	A	Marquette	32 96					56	H	UCLA	47 78	106	A	Youngstown St.	29 81
								80	A	Northwestern	44 87	151	A	IUPUI	43 71
								82	H	Wright St.	46 79	158	A	Indiana St.	53 60
								97	H	Miami (OH)	56 65	184	A	Eastern Mich.	38 52
												220	H	Loyola Chicago	60 75
												268	A	Cleveland St.	53 71
												280	H	Northern Ky.	49 67
												297	H	Oakland	69 65
												307	H	Valparaiso	75 65
												313	N	Fairfield	60 68
												328	H	Detroit Mercy	36 42
												332	N	Jackson St.	57 72
												343	A	Evansville	62 54
-----															
LAST 12 Division I GAMES:															
151	A	IUPUI	43 71	297	H	Oakland	69 65	268	A	Cleveland St.	53 71	106	A	Youngstown St.	29 81
328	H	Detroit Mercy	36 42	82	H	Wright St.	46 79	80	A	Northwestern	44 87	158	A	Indiana St.	53 60
313	N	Fairfield	60 68	280	H	Northern Ky.	49 67	56	H	UCLA	47 78	184	A	Eastern Mich.	38 52
56	H	UCLA	47 78	307	H	Valparaiso	75 65	151	A	IUPUI	43 71	220	H	Loyola Chicago	60 75
158	A	Indiana St.	53 60	313	N	Fairfield	60 68	268	A	Cleveland St.	53 71	280	H	Northern Ky.	49 67
343	A	Evansville	62 54	328	H	Detroit Mercy	36 42	297	H	Oakland	69 65	307	H	Valparaiso	75 65
				332	N	Jackson St.	57 72	313	N	Fairfield	60 68	313	N	Fairfield	60 68

Non-Div I Games:

UIC

Loss, 
Non-Conf, 
S Site, 
H Home
A Away 
N Neutral

Average RPI Win:	295	WON-LOST	WINNING	LAST 10	STRENGTH OF	OPP. STRENGTH	TEAM	ADJ.	CONF.	ADJ CONF.
Average RPI Loss:	183	RECORD	PCT. RANK	GAMES	SCHEDULE	OF SCHEDULE	RPI	RPI	RPI	RPI
DIV. I ONLY	4- 11	284	1-9	326	206	317	317	23	23	
DIV. I NON-CONF.	4- 6	212	0- 0	329	225	293	293	23	23	
-----										
TOTALS	RPI 1-25	RPI 26-50	W-L RECORDS	RPI 51-100	RPI 101-150	RPI 150+				
4- 11	0- 0	0- 1	OVERALL	0- 2	0- 2	4- 6				
0- 6	0- 0	0- 0	HOME	0- 1	0- 1	0- 4				
2- 5	0- 0	0- 1	AWAY	0- 1	0- 1	2- 2				
2- 0	0- 0	0- 0	NEUTRAL	0- 0	0- 0	2- 0				
4- 6	0- 0	0- 1	NON-CONFERENCE	0- 0	0- 2	4- 3				
0- 4	0- 0	0- 0	HOME	0- 0	0- 1	0- 3				
2- 2	0- 0	0- 1	AWAY	0- 0	0- 1	2- 0				
2- 0	0- 0	0- 0	NEUTRAL	0- 0	0- 0	2- 0				
0- 5	0- 0	0- 0	CONFERENCE	0- 2	0- 0	0- 3				
0- 2	0- 0	0- 0	HOME	0- 1	0- 0	0- 1				
0- 3	0- 0	0- 0	AWAY	0- 1	0- 0	0- 2				
0- 0	0- 0	0- 0	NEUTRAL	0- 0	0- 0	0- 0				

RPI 1-25				RPI 26-50				RPI 51-100				RPI 101+				Team's RPI: 317	
RPI	S	Opponent	Score	RPI	S	Opponent	Score	RPI	S	Opponent	Score	RPI	S	Opponent	Score		
				27	A	Maryland	61 92										
								70	A	Maine	44 84	104	H	Towson	62 71		
								96	H	Hartford	52 66	129	A	American	42 64		
												246	H	UMES	67 73		
												250	H	Mt. St. Mary's	52 65		
												253	N	UTSA	72 58		
												256	A	Binghamton	45 67		
												263	H	Hofstra	42 45		
												282	A	Albany (NY)	44 64		
												292	H	UMass Lowell	55 67		
												296	N	Kennesaw St.	57 53		
												301	A	Coppin St.	57 52		
												329	A	Morgan St.	73 68		
LAST 12 Division I GAMES:																	
				282	A	Albany (NY)	44 64					292	H	UMass Lowell	55 67		
				256	A	Binghamton	45 67					96	H	Hartford	52 66		
				250	H	Mt. St. Mary's	52 65					70	A	Maine	44 84		
				27	A	Maryland	61 92					246	H	UMES	67 73		
				129	A	American	42 64					329	A	Morgan St.	73 68		
				104	H	Towson	62 71					263	H	Hofstra	42 45		

Non-Div I Games: Notre Dame (MD) 81 43 Eastern 81 42 Gettysburg 65 51

UMBC

Loss, Non-Conf, S Site, H Home A Away N Neutral

Average RPI Win:	302	WON-LOST	WINNING	LAST 10	STRENGTH OF	OPP. STRENGTH	TEAM	ADJ.	CONF.	ADJ CONF.
Average RPI Loss:	160	RECORD	PCT. RANK	GAMES	SCHEDULE	OF SCHEDULE	RPI	RPI	RPI	RPI
DIV. I ONLY	6- 10	241	6-4	298	244	246	246	32	32	
DIV. I NON-CONF.	2- 9	297	0- 0	217	135	257	257	32	32	
-----										
TOTALS	RPI 1-25	RPI 26-50	W-L RECORDS	RPI 51-100	RPI 101-150	RPI 150+				
6- 10	0- 1	0- 2	OVERALL	0- 1	0- 1	6- 5				
2- 2	0- 0	0- 1	HOME	0- 0	0- 0	2- 1				
4- 8	0- 1	0- 1	AWAY	0- 1	0- 1	4- 4				
0- 0	0- 0	0- 0	NEUTRAL	0- 0	0- 0	0- 0				
2- 9	0- 1	0- 2	NON-CONFERENCE	0- 1	0- 1	2- 4				
0- 1	0- 0	0- 1	HOME	0- 0	0- 0	0- 0				
2- 8	0- 1	0- 1	AWAY	0- 1	0- 1	2- 4				
0- 0	0- 0	0- 0	NEUTRAL	0- 0	0- 0	0- 0				
4- 1	0- 0	0- 0	CONFERENCE	0- 0	0- 0	4- 1				
2- 1	0- 0	0- 0	HOME	0- 0	0- 0	2- 1				
2- 0	0- 0	0- 0	AWAY	0- 0	0- 0	2- 0				
0- 0	0- 0	0- 0	NEUTRAL	0- 0	0- 0	0- 0				

RPI 1-25				RPI 26-50				RPI 51-100				RPI 101+ Team's RPI: 246			
RPI	S	Opponent	Score	RPI	S	Opponent	Score	RPI	S	Opponent	Score	RPI	S	Opponent	Score
6	A	Syracuse	51 96	35	H	Buffalo	63 69	84	A	Georgetown	55 74	119	A	Wake Forest	67 78
				36	A	Miami (FL)	53 71					200	A	George Mason	49 70
												221	A	East Carolina	69 84
												223	H	Howard	80 72
												250	A	Mt. St. Mary's	86 73
												267	H	N.C. A&T	49 51
												283	A	Richmond	55 57
												317	A	UMBC	73 67
												329	A	Morgan St.	73 68
												344	A	Longwood	71 83
												346	A	Florida A&M	68 36
												348	H	N.C. Central	59 49
LAST 12 Division I GAMES:															
346	A	Florida A&M	68 36	348	H	N.C. Central	59 49	223	H	Howard	80 72				
267	H	N.C. A&T	49 51	329	A	Morgan St.	73 68	317	A	UMBC	73 67				
36	A	Miami (FL)	53 71	200	A	George Mason	49 70	250	A	Mt. St. Mary's	86 73				
119	A	Wake Forest	67 78												
6	A	Syracuse	51 96												
344	A	Longwood	71 83												

Non-Div I Games: Regent 72 16 Cheyney 88 39

UMES

Loss, Non-Conf, S Site, H Home A Away N Neutral

UMKC		Average RPI Win: 261	WON-LOST RECORD	WINNING PCT. RANK	LAST 10 GAMES	STRENGTH OF SCHEDULE	OPP. STRENGTH OF SCHEDULE	TEAM RPI	ADJ. RPI	CONF. RPI	ADJ. CONF. RPI
		Average RPI Loss: 140									
DIV. I ONLY		7- 8		193	7-3	212	280	193	193	29	29
DIV. I NON-CONF.		4- 7		228	0- 0	90	232	175	175	30	30
-----											
TOTALS	RPI 1-25		RPI 26-50		W-L RECORDS	RPI 51-100		RPI 101-150		RPI 150+	
7- 8	0- 0		0- 2		OVERALL	0- 1		1- 1		6- 4	
3- 3	0- 0		0- 0		HOME	0- 0		1- 0		2- 3	
4- 5	0- 0		0- 2		AWAY	0- 1		0- 1		4- 1	
0- 0	0- 0		0- 0		NEUTRAL	0- 0		0- 0		0- 0	
4- 7	0- 0		0- 2		NON-CONFERENCE	0- 1		1- 1		3- 3	
2- 2	0- 0		0- 0		HOME	0- 0		1- 0		1- 2	
2- 5	0- 0		0- 2		AWAY	0- 1		0- 1		2- 1	
0- 0	0- 0		0- 0		NEUTRAL	0- 0		0- 0		0- 0	
3- 1	0- 0		0- 0		CONFERENCE	0- 0		0- 0		3- 1	
1- 1	0- 0		0- 0		HOME	0- 0		0- 0		1- 1	
2- 0	0- 0		0- 0		AWAY	0- 0		0- 0		2- 0	
0- 0	0- 0		0- 0		NEUTRAL	0- 0		0- 0		0- 0	

RPI 1-25				RPI 26-50				RPI 51-100				RPI 101+ Team's RPI: 193			
RPI	S	Opponent	Score	RPI	S	Opponent	Score	RPI	S	Opponent	Score	RPI	S	Opponent	Score
				32	A	Missouri	59 66	75	A	Kansas	55 67	136	H	Louisiana Tech	80 70
				43	A	Kansas St.	50 61					149	A	Denver	75 92
												168	A	Oral Roberts	64 75
												182	H	Illinois St.	55 62
												199	H	SIUE	80 75
												200	H	George Mason	84 91
												220	A	Loyola Chicago	88 74
												271	H	CSU Bakersfield	57 67
												284	A	California Baptist	78 74
												310	A	North Dakota St.	69 59
												337	H	Grand Canyon	73 45
												341	A	Chicago St.	111 58
-----															
LAST 12 Division I GAMES:															
				337	H	Grand Canyon	73 45	284	A	California Baptist	78 74				
				271	H	CSU Bakersfield	57 67	341	A	Chicago St.	111 58				
				32	A	Missouri	59 66	182	H	Illinois St.	55 62				
				310	A	North Dakota St.	69 59	136	H	Louisiana Tech	80 70				
				200	H	George Mason	84 91	199	H	SIUE	80 75				
				168	A	Oral Roberts	64 75	220	A	Loyola Chicago	88 74				

Non-Div I Games: Peru St. 98 62 Mo.-St. Louis 92 63

UMKC

■ Loss, 
 ■ Non-Conf, S Site, 
 ■ Home 
 ■ Away 
 N Neutral

Average RPI Win:	286	WON-LOST	WINNING	LAST 10	STRENGTH OF	OPP. STRENGTH	TEAM	ADJ.	CONF.	ADJ CONF.
Average RPI Loss:	193	RECORD	PCT. RANK	GAMES	SCHEDULE	OF SCHEDULE	RPI	RPI	RPI	RPI
DIV. I ONLY	5- 13	280	3-7	266	327	292	292	23	23	
DIV. I NON-CONF.	3- 9	271	0- 0	252	330	290	290	23	23	
-----										
TOTALS	RPI 1-25	RPI 26-50	W-L RECORDS	RPI 51-100	RPI 101-150	RPI 150+				
5- 13	0- 1	0- 0	OVERALL	0- 3	0- 1	5- 8				
2- 5	0- 0	0- 0	HOME	0- 2	0- 0	2- 3				
3- 8	0- 1	0- 0	AWAY	0- 1	0- 1	3- 5				
0- 0	0- 0	0- 0	NEUTRAL	0- 0	0- 0	0- 0				
3- 9	0- 1	0- 0	NON-CONFERENCE	0- 2	0- 0	3- 6				
1- 3	0- 0	0- 0	HOME	0- 1	0- 0	1- 2				
2- 6	0- 1	0- 0	AWAY	0- 1	0- 0	2- 4				
0- 0	0- 0	0- 0	NEUTRAL	0- 0	0- 0	0- 0				
2- 4	0- 0	0- 0	CONFERENCE	0- 1	0- 1	2- 2				
1- 2	0- 0	0- 0	HOME	0- 1	0- 0	1- 1				
1- 2	0- 0	0- 0	AWAY	0- 0	0- 1	1- 1				
0- 0	0- 0	0- 0	NEUTRAL	0- 0	0- 0	0- 0				

RPI 1-25				RPI 26-50				RPI 51-100				RPI 101+				Team's RPI: 292
RPI	S	Opponent	Score	RPI	S	Opponent	Score	RPI	S	Opponent	Score	RPI	S	Opponent	Score	
20	A	Butler	36 89					74	A	Seton Hall	57 90	145	A	Stony Brook	56 76	
								89	H	Providence	47 71	181	A	Massachusetts	62 59	
								96	H	Hartford	44 66	201	A	Cornell	54 63	
												224	A	Dartmouth	54 70	
												227	A	Holy Cross	54 63	
												230	H	Colgate	52 61	
												275	H	Vermont	54 51	
												282	A	Albany (NY)	56 63	
												288	H	Bryant	57 58	
												304	H	Saint Peter's	59 57	
												309	H	New Hampshire	53 56	
												317	A	UMBC	67 55	
												329	A	Morgan St.	49 61	
												351	A	LIU Brooklyn	69 64	
-----																
LAST 12 Division I GAMES:																
				96	H	Hartford	44 66	317	A	UMBC	67 55					
				282	A	Albany (NY)	56 63	309	H	New Hampshire	53 56					
				224	A	Dartmouth	54 70	145	A	Stony Brook	56 76					
				89	H	Providence	47 71	275	H	Vermont	54 51					
				230	H	Colgate	52 61	329	A	Morgan St.	49 61					
				227	A	Holy Cross	54 63	181	A	Massachusetts	62 59					

Non-Div I Games: Fisher 79 45

UMass Lowell

Average RPI Win:	246	WON-LOST	WINNING	LAST 10	STRENGTH OF	OPP. STRENGTH	TEAM	ADJ.	CONF.	ADJ CONF.
Average RPI Loss:	154	RECORD	PCT. RANK	GAMES	SCHEDULE	OF SCHEDULE	RPI	RPI	RPI	RPI
DIV. I ONLY	7- 9	204	4-6	152	315	194	194	28	28	
DIV. I NON-CONF.	4- 6	212	0- 0	127	278	201	201	29	29	
-----										
TOTALS	RPI 1-25	RPI 26-50	W-L RECORDS	RPI 51-100	RPI 101-150	RPI 150+				
7- 9	0- 0	0- 1	OVERALL	0- 1	1- 2	6- 5				
6- 1	0- 0	0- 0	HOME	0- 0	1- 0	5- 1				
1- 8	0- 0	0- 1	AWAY	0- 1	0- 2	1- 4				
0- 0	0- 0	0- 0	NEUTRAL	0- 0	0- 0	0- 0				
4- 6	0- 0	0- 1	NON-CONFERENCE	0- 1	1- 1	3- 3				
4- 0	0- 0	0- 0	HOME	0- 0	1- 0	3- 0				
0- 6	0- 0	0- 1	AWAY	0- 1	0- 1	0- 3				
0- 0	0- 0	0- 0	NEUTRAL	0- 0	0- 0	0- 0				
3- 3	0- 0	0- 0	CONFERENCE	0- 0	0- 1	3- 2				
2- 1	0- 0	0- 0	HOME	0- 0	0- 0	2- 1				
1- 2	0- 0	0- 0	AWAY	0- 0	0- 1	1- 1				
0- 0	0- 0	0- 0	NEUTRAL	0- 0	0- 0	0- 0				

RPI	S	Opponent	Score	RPI	S	Opponent	Score	RPI	S	Opponent	Score	RPI	S	Opponent	Score	Team's RPI: 194
39	A	Tennessee	46 73	69	A	Middle Tenn.	46 67	108	A	Tennessee Tech	53 60	138	A	Radford	46 60	
								148	H	Davidson	69 56	156	H	High Point	67 56	
								167	A	Charlotte	53 70	179	A	Mercer	47 61	
								208	H	Hampton	58 61	234	A	Gardner-Webb	59 69	
								236	H	ETSU	56 55	243	H	Campbell	60 52	
								245	A	Furman	47 58	272	H	Wofford	60 46	
								325	H	Western Caro.	74 49	339	A	USC Upstate	93 86	
-----																
LAST 12 Division I GAMES:																
156	H	High Point	67 56	243	H	Campbell	60 52	234	A	Gardner-Webb	59 69	208	H	Hampton	58 61	
339	A	USC Upstate	93 86	234	A	Gardner-Webb	59 69	138	A	Radford	46 60	179	A	Mercer	47 61	
108	A	Tennessee Tech	53 60	138	A	Radford	46 60	179	A	Mercer	47 61	272	H	Wofford	60 46	
236	H	ETSU	56 55	272	H	Wofford	60 46	69	A	Middle Tenn.	46 67					
245	A	Furman	47 58													
272	H	Wofford	60 46													

Non-Div I Games: Warren Wilson 92 31

UNC Asheville

Average RPI Win:	224	WON-LOST	WINNING	LAST 10	STRENGTH OF	OPP. STRENGTH	TEAM	ADJ.	CONF.	ADJ CONF.
Average RPI Loss:	194	RECORD	PCT. RANK	GAMES	SCHEDULE	OF SCHEDULE	RPI	RPI	RPI	RPI

DIV. I ONLY	3- 12	308	3-7	268	258	320	320	24	24
DIV. I NON-CONF.	2- 9	297	0- 0	271	197	317	317	25	25
-----									
TOTALS	RPI 1-25	RPI 26-50	W-L RECORDS	RPI 51-100	RPI 101-150	RPI 150+			
3- 12	0- 0	0- 1	OVERALL	0- 1	0- 1	3- 9			
2- 2	0- 0	0- 0	HOME	0- 0	0- 0	2- 2			
0- 9	0- 0	0- 1	AWAY	0- 0	0- 1	0- 7			
1- 1	0- 0	0- 0	NEUTRAL	0- 1	0- 0	1- 0			
2- 9	0- 0	0- 1	NON-CONFERENCE	0- 1	0- 1	2- 6			
1- 1	0- 0	0- 0	HOME	0- 0	0- 0	1- 1			
0- 7	0- 0	0- 1	AWAY	0- 0	0- 1	0- 5			
1- 1	0- 0	0- 0	NEUTRAL	0- 1	0- 0	1- 0			
1- 3	0- 0	0- 0	CONFERENCE	0- 0	0- 0	1- 3			
1- 1	0- 0	0- 0	HOME	0- 0	0- 0	1- 1			
0- 2	0- 0	0- 0	AWAY	0- 0	0- 0	0- 2			
0- 0	0- 0	0- 0	NEUTRAL	0- 0	0- 0	0- 0			

RPI 1-25				RPI 26-50				RPI 51-100				RPI 101+ Team's RPI: 320			
RPI	S	Opponent	Score	RPI	S	Opponent	Score	RPI	S	Opponent	Score	RPI	S	Opponent	Score
				45	A	North Carolina	62 83	74	N	Seton Hall I	64 71	109	A	Appalachian St.	65 68
												156	A	High Point	75 82
												176	A	Georgia St.	63 70
												179	H	Mercer	58 71
												184	N	Eastern Mich.	49 44
												202	H	Coastal Caro.	71 78
												225	H	Samford	55 54
												243	A	Campbel I	49 53
												245	A	Furman	61 64
												264	H	Liberty	48 45
												272	A	Wofford	66 93
												283	A	Richmond	48 59
												348	A	N.C. Central	57 66
-----															
LAST 12 Division I GAMES:															
				179	H	Mercer	58 71	272	A	Wofford	66 93				
				225	H	Samford	55 54	245	A	Furman	61 64				
				264	H	Liberty	48 45	283	A	Richmond	48 59				
				348	A	N.C. Central	57 66	202	H	Coastal Caro.	71 78				
				45	A	North Carolina	62 83	74	N	Seton Hall I	64 71				
				156	A	High Point	75 82	184	N	Eastern Mich.	49 44				

Non-Div I Games:	Pfeiffer	92 23	UNC Pembroke	72 32	Lees-McRae	92 36	Young Harris	62 29
								UNC Greensboro



UNCWUNCW

Non-Div I Games:	Fayetteville St.	72	54	Belmont Abbey	74	58
------------------	------------------	----	----	---------------	----	----

Average RPI Win:	210	WON-LOST	WINNING	LAST 10	STRENGTH OF	OPP. STRENGTH	TEAM	ADJ.	CONF.	ADJ CONF.
Average RPI Loss:	60	RECORD	PCT. RANK	GAMES	SCHEDULE	OF SCHEDULE	RPI	RPI	RPI	RPI
DIV. I ONLY	9- 7	135	6-4	51	131	79	79	12	12	
DIV. I NON-CONF.	6- 5	143	0- 1	67	58	65	65	14	14	
-----										
TOTALS	RPI 1-25	RPI 26-50	W-L RECORDS	RPI 51-100	RPI 101-150	RPI 150+				
9- 7	0- 3	0- 1	OVERALL	1- 2	0- 0	8- 1				
6- 1	0- 1	0- 0	HOME	1- 0	0- 0	5- 0				
3- 5	0- 2	0- 1	AWAY	0- 1	0- 0	3- 1				
0- 1	0- 0	0- 0	NEUTRAL	0- 1	0- 0	0- 0				
6- 5	0- 2	0- 1	NON-CONFERENCE	1- 2	0- 0	5- 0				
4- 0	0- 0	0- 0	HOME	1- 0	0- 0	3- 0				
2- 4	0- 2	0- 1	AWAY	0- 1	0- 0	2- 0				
0- 1	0- 0	0- 0	NEUTRAL	0- 1	0- 0	0- 0				
3- 2	0- 1	0- 0	CONFERENCE	0- 0	0- 0	3- 1				
2- 1	0- 1	0- 0	HOME	0- 0	0- 0	2- 0				
1- 1	0- 0	0- 0	AWAY	0- 0	0- 0	1- 1				
0- 0	0- 0	0- 0	NEUTRAL	0- 0	0- 0	0- 0				

RPI 1-25				RPI 26-50				RPI 51-100 Team's RPI: 79				RPI 101+			
RPI	S	Opponent	Score	RPI	S	Opponent	Score	RPI	S	Opponent	Score	RPI	S	Opponent	Score
11	H	Drake	64 88	43	A	Kansas St.	62 72	60	N	Boise St.	60 61	151	A	IUPUI	53 40
12	A	Iowa	57 83					67	H	Creighton	65 55	171	A	Bradley	81 78
15	A	Marquette	61 102					94	A	Northern Ill.	59 70	182	A	Illinois St.	64 66
												192	H	Delaware	79 67
												218	H	North Dakota	64 60
												220	H	Loyola Chicago	64 52
												258	A	Long Beach St.	71 64
												302	H	Omaha	79 50
												307	H	Valparaiso	71 52
-----															
LAST 12 Division I GAMES:															
94	A	Northern Ill.	59 70	11	H	Drake	64 88	220	H	Loyola Chicago	64 52	307	H	Valparaiso	71 52
15	A	Marquette	61 102	43	A	Kansas St.	62 72	171	A	Bradley	81 78	182	A	Illinois St.	64 66
302	H	Omaha	79 50					182	A	Illinois St.	64 66				
12	A	Iowa	57 83												
218	H	North Dakota	64 60												
151	A	IUPUI	53 40												

Non-Div I Games: Minnesota St. 73 56

UNI

Average RPI Win:	217	WON-LOST	WINNING	LAST 10	STRENGTH OF	OPP. STRENGTH	TEAM	ADJ.	CONF.	ADJ CONF.
Average RPI Loss:	126	RECORD	PCT. RANK	GAMES	SCHEDULE	OF SCHEDULE	RPI	RPI	RPI	RPI
DIV. I ONLY	5- 11	260	4-6	127	124	226	226	13	13	
DIV. I NON-CONF.	2- 9	297	0- 1	82	186	267	267	11	11	
-----										
TOTALS	RPI 1-25	RPI 26-50	W-L RECORDS	RPI 51-100	RPI 101-150	RPI 150+				
5- 11	0- 1	1- 1	OVERALL	0- 4	0- 2	4- 3				
4- 5	0- 1	1- 1	HOME	0- 2	0- 0	3- 1				
1- 6	0- 0	0- 0	AWAY	0- 2	0- 2	1- 2				
0- 0	0- 0	0- 0	NEUTRAL	0- 0	0- 0	0- 0				
2- 9	0- 1	0- 1	NON-CONFERENCE	0- 3	0- 2	2- 2				
2- 5	0- 1	0- 1	HOME	0- 2	0- 0	2- 1				
0- 4	0- 0	0- 0	AWAY	0- 1	0- 2	0- 1				
0- 0	0- 0	0- 0	NEUTRAL	0- 0	0- 0	0- 0				
3- 2	0- 0	1- 0	CONFERENCE	0- 1	0- 0	2- 1				
2- 0	0- 0	1- 0	HOME	0- 0	0- 0	1- 0				
1- 2	0- 0	0- 0	AWAY	0- 1	0- 0	1- 1				
0- 0	0- 0	0- 0	NEUTRAL	0- 0	0- 0	0- 0				

RPI 1-25				RPI 26-50				RPI 51-100				RPI 101+ Team's RPI: 226			
RPI	S	Opponent	Score	RPI	S	Opponent	Score	RPI	S	Opponent	Score	RPI	S	Opponent	Score
10	H	Gonzaga	59 70	41	H	New Mexico	66 57	51	A	Duke	38 66	141	A	Portland St.	49 58
				48	H	Southern California	72 86	69	H	Middle Tenn.	62 66	146	A	UC Irvine	55 57
								78	A	Wyoming	62 90	187	A	Colorado St.	49 52
								82	H	Wright St.	52 68	213	H	Florida	56 53
												216	H	Air Force	66 56
												270	H	Hawaii	61 66
												298	H	UC Santa Barbara	69 51
												300	A	South Carolina St.	49 58
												318	A	San Jose St.	53 43
-----															
LAST 12 Division I GAMES:															
300	A	South Carolina St.	49 58	69	H	Middle Tenn.	62 66	318	A	San Jose St.	53 43	216	H	Air Force	66 56
213	H	Florida	56 53	41	H	New Mexico	66 57	78	A	Wyoming	62 90	187	A	Colorado St.	49 52
270	H	Hawaii	61 66	48	H	Southern California	72 86								

Non-Div I Games:

UNLV

Average RPI Win:	307	WON-LOST	WINNING	LAST 10	STRENGTH OF	OPP. STRENGTH	TEAM	ADJ.	CONF.	ADJ CONF.
Average RPI Loss:	232	RECORD	PCT. RANK	GAMES	SCHEDULE	OF SCHEDULE	RPI	RPI	RPI	RPI
DIV. I ONLY	2- 11	327	3-7	332	338	339	339	28	28	
DIV. I NON-CONF.	1- 7	319	0- 0	317	334	333	333	29	29	
-----										
TOTALS	RPI 1-25	RPI 26-50	W-L RECORDS	RPI 51-100	RPI 101-150	RPI 150+				
2- 11	0- 0	0- 0	OVERALL	0- 2	0- 0	2- 9				
0- 3	0- 0	0- 0	HOME	0- 0	0- 0	0- 3				
2- 8	0- 0	0- 0	AWAY	0- 2	0- 0	2- 6				
0- 0	0- 0	0- 0	NEUTRAL	0- 0	0- 0	0- 0				
1- 7	0- 0	0- 0	NON-CONFERENCE	0- 2	0- 0	1- 5				
0- 0	0- 0	0- 0	HOME	0- 0	0- 0	0- 0				
1- 7	0- 0	0- 0	AWAY	0- 2	0- 0	1- 5				
0- 0	0- 0	0- 0	NEUTRAL	0- 0	0- 0	0- 0				
1- 4	0- 0	0- 0	CONFERENCE	0- 0	0- 0	1- 4				
0- 3	0- 0	0- 0	HOME	0- 0	0- 0	0- 3				
1- 1	0- 0	0- 0	AWAY	0- 0	0- 0	1- 1				
0- 0	0- 0	0- 0	NEUTRAL	0- 0	0- 0	0- 0				

RPI 1-25				RPI 26-50				RPI 51-100				RPI 101+				Team's RPI: 339	
RPI	S	Opponent	Score	RPI	S	Opponent	Score	RPI	S	Opponent	Score	RPI	S	Opponent	Score		
								71	A	Nebraska	64	87	156	H	High Point	61	87
								72	A	Virginia Tech	45	96	194	H	UNC Asheville	86	93
												221	A	East Carolina	53	63	
												245	A	Furman	67	78	
												266	A	Winthrop	76	50	
												300	A	South Carolina St.	66	71	
												302	A	Omaha	69	96	
												325	A	Western Caro.	64	68	
												327	A	Presbyterian	54	70	
												334	H	Charleston So.	75	78	
												348	A	N.C. Central	82	63	
LAST 12 Division I GAMES:																	
334	H	Charleston So.	75	78	327	A	Presbyterian	54	70								
194	H	UNC Asheville	86	93	266	A	Winthrop	76	50								
348	A	N.C. Central	82	63	156	H	High Point	61	87								
245	A	Furman	67	78	221	A	East Carolina	53	63								
71	A	Nebraska	64	87	325	A	Western Caro.	64	68								
302	A	Omaha	69	96	300	A	South Carolina St.	66	71								

Non-Div I Games: Brevard 71 53 Converse 69 51 UNKNOWN 101 53

USC Upstate

Average RPI Win:	215	WON-LOST	WINNING	LAST 10	STRENGTH OF	OPP. STRENGTH	TEAM	ADJ.	CONF.	ADJ CONF.
Average RPI Loss:	104	RECORD	PCT. RANK	GAMES	SCHEDULE	OF SCHEDULE	RPI	RPI	RPI	RPI
DIV. I ONLY	12- 5	67	7-3	263	104	124	124	14	14	
DIV. I NON-CONF.	8- 3	71	0- 0	281	139	139	139	15	15	
-----										
TOTALS	RPI 1-25	RPI 26-50	W-L RECORDS	RPI 51-100	RPI 101-150	RPI 150+				
12- 5	0- 0	0- 1	OVERALL	0- 2	2- 1	10- 1				
5- 2	0- 0	0- 1	HOME	0- 1	1- 0	4- 0				
7- 3	0- 0	0- 0	AWAY	0- 1	1- 1	6- 1				
0- 0	0- 0	0- 0	NEUTRAL	0- 0	0- 0	0- 0				
8- 3	0- 0	0- 1	NON-CONFERENCE	0- 1	1- 1	7- 0				
3- 2	0- 0	0- 1	HOME	0- 1	0- 0	3- 0				
5- 1	0- 0	0- 0	AWAY	0- 0	1- 1	4- 0				
0- 0	0- 0	0- 0	NEUTRAL	0- 0	0- 0	0- 0				
4- 2	0- 0	0- 0	CONFERENCE	0- 1	1- 0	3- 1				
2- 0	0- 0	0- 0	HOME	0- 0	1- 0	1- 0				
2- 2	0- 0	0- 0	AWAY	0- 1	0- 0	2- 1				
0- 0	0- 0	0- 0	NEUTRAL	0- 0	0- 0	0- 0				

RPI	S	Opponent	Score	RPI	S	Opponent	Score	RPI	S	Opponent	Score	RPI	S	Opponent	Score	Team's RPI: 124
48	H	Southern Cal i forn i a	61 73	63	H	Arkansas	65 66	109	H	Appalachian St.	99 94	117	A	Houston	65 61	
				100	A	Little Rock	65 68	132	A	Fresno St.	61 70	162	A	Arkansas St.	100 73	
								168	A	Oral Roberts	80 62	169	H	Grambling	78 54	
								176	A	Georgia St.	48 50	202	H	Coastal Caro.	79 53	
								222	A	SMU	66 41	251	A	San Franci sco	80 73	
								253	H	UTSA	53 48	279	A	Ga. Southern	74 53	
								315	A	Incarnate Word	97 49	332	H	Jackson St.	99 63	
-----																
LAST 12 Division I GAMES:																
100	A	Little Rock	65 68	202	H	Coastal Caro.	79 53	109	H	Appalachian St.	99 94	279	A	Ga. Southern	74 53	
162	A	Arkansas St.	100 73	176	A	Georgia St.	48 50	222	A	SMU	66 41	332	H	Jackson St.	99 63	
253	H	UTSA	53 48	48	H	Southern Cal i forn i a	61 73									
117	A	Houston	65 61													
168	A	Oral Roberts	80 62													
315	A	Incarnate Word	97 49													

Non-Div I Games:

UT Arlington

Average RPI Win:	245	WON-LOST	WINNING	LAST 10	STRENGTH OF	OPP. STRENGTH	TEAM	ADJ.	CONF.	ADJ CONF.
Average RPI Loss:	130	RECORD	PCT. RANK	GAMES	SCHEDULE	OF SCHEDULE	RPI	RPI	RPI	RPI
DIV. I ONLY	10- 5	84	7-3	294	171	140	140	22	22	
DIV. I NON-CONF.	6- 3	91	0- 0	241	65	96	96	20	20	
-----										
TOTALS	RPI 1-25	RPI 26-50	W-L RECORDS	RPI 51-100	RPI 101-150	RPI 150+				
10- 5	0- 1	0- 0	OVERALL	0- 1	1- 0	9- 3				
6- 0	0- 0	0- 0	HOME	0- 0	0- 0	6- 0				
4- 5	0- 1	0- 0	AWAY	0- 1	1- 0	3- 3				
0- 0	0- 0	0- 0	NEUTRAL	0- 0	0- 0	0- 0				
6- 3	0- 1	0- 0	NON-CONFERENCE	0- 1	1- 0	5- 1				
4- 0	0- 0	0- 0	HOME	0- 0	0- 0	4- 0				
2- 3	0- 1	0- 0	AWAY	0- 1	1- 0	1- 1				
0- 0	0- 0	0- 0	NEUTRAL	0- 0	0- 0	0- 0				
4- 2	0- 0	0- 0	CONFERENCE	0- 0	0- 0	4- 2				
2- 0	0- 0	0- 0	HOME	0- 0	0- 0	2- 0				
2- 2	0- 0	0- 0	AWAY	0- 0	0- 0	2- 2				
0- 0	0- 0	0- 0	NEUTRAL	0- 0	0- 0	0- 0				

RPI 1-25				RPI 26-50				RPI 51-100				RPI 101+ Team's RPI: 140			
RPI	S	Opponent	Score	RPI	S	Opponent	Score	RPI	S	Opponent	Score	RPI	S	Opponent	Score
5	A	Louisville	62 102					80	A	Northwestern	64 90	130	A	Chattanooga	81 79
												151	A	IUPUI	72 73
												162	H	Arkansas St.	97 91
												165	A	Morehead St.	75 85
												166	H	Southern Ill.	95 94
												218	A	Southeast Mo. St.	80 73
												225	H	Samford	89 68
												249	A	Eastern Ill.	71 77
												281	H	Murray St.	75 67
												299	H	Mississippi Val.	110 51
												312	H	Austin Peay	74 65
												324	A	Eastern Ky.	87 61
												330	A	Lipscomb	62 53
LAST 12 Division I GAMES:															
165	A	Morehead St.	75 85	312	H	Austin Peay	74 65								
324	A	Eastern Ky.	87 61	281	H	Murray St.	75 67								
5	A	Louisville	62 102	218	A	Southeast Mo. St.	80 73								
130	A	Chattanooga	81 79	249	A	Eastern Ill.	71 77								
80	A	Northwestern	64 90	299	H	Mississippi Val.	110 51								
162	H	Arkansas St.	97 91	330	A	Lipscomb	62 53								

Non-Div I Games: Ala.-Huntsville 100 69 Christian Bros. 108 82

UT Martin

U  
T  
E  
P

UTEP				Through Games Of Jan. 20, 2019								
Average RPI	Win:	277	WON-LOST	WINNING	LAST 10	STRENGTH OF	OPP. STRENGTH	TEAM	ADJ.	CONF.	ADJ CONF.	
Average RPI	Loss:	149	RECORD	PCT. RANK	GAMES	SCHEDULE	OF SCHEDULE	RPI	RPI	RPI	RPI	
DIV. I ONLY		4- 14	301	2-8		86	329	265	265	16	16	
DIV. I NON-CONF.		3- 10	278	0- 0		148	329	296	296	19	19	
-----												
TOTALS		RPI 1-25		RPI 26-50		W-L RECORDS		RPI 51-100		RPI 101-150		RPI 150+
4- 14		0- 0		0- 1		OVERALL		0- 2		0- 3		4- 8
2- 7		0- 0		0- 0		HOME		0- 1		0- 1		2- 5
1- 6		0- 0		0- 1		AWAY		0- 1		0- 2		1- 2
1- 1		0- 0		0- 0		NEUTRAL		0- 0		0- 0		1- 1
3- 10		0- 0		0- 1		NON-CONFERENCE		0- 1		0- 2		3- 6
2- 5		0- 0		0- 0		HOME		0- 0		0- 1		2- 4
0- 4		0- 0		0- 1		AWAY		0- 1		0- 1		0- 1
1- 1		0- 0		0- 0		NEUTRAL		0- 0		0- 0		1- 1
1- 4		0- 0		0- 0		CONFERENCE		0- 1		0- 1		1- 2
0- 2		0- 0		0- 0		HOME		0- 1		0- 0		0- 1
1- 2		0- 0		0- 0		AWAY		0- 0		0- 1		1- 1
0- 0		0- 0		0- 0		NEUTRAL		0- 0		0- 0		0- 0

U  
T  
E  
P

RPI 1-25				RPI 26-50				RPI 51-100				RPI 101+ Team's RPI: 265			
RPI	S	Opponent	Score	RPI	S	Opponent	Score	RPI	S	Opponent	Score	RPI	S	Opponent	Score
				41	A	New Mexico	51 69	54	A	Arizona	40 62	101	A	Rice	42 76
								69	H	Middle Tenn.	49 79	135	A	Tulsa	45 66
												141	H	Portland St.	61 89
												152	H	UAB	48 74
												162	H	Arkansas St.	66 67
												170	H	Abilene Christian	69 70
												178	H	New Mexico St.	65 69
												180	N	Akron	57 64
												189	A	North Texas	51 70
												212	H	Nicholls St.	56 58
												235	N	Western Ill.	84 72
												253	A	UTSA	73 60
												271	H	CSU Bakersfield	53 47
												303	A	Weber St.	63 68
												350	H	Alcorn	77 51
LAST 12 Division I GAMES:															
				69	H	Middle Tenn.	49 79	101	A	Rice	42 76				
				152	H	UAB	48 74	189	A	North Texas	51 70				
				54	A	Arizona	40 62	253	A	UTSA	73 60				
				141	H	Portland St.	61 89	135	A	Tulsa	45 66				
				41	A	New Mexico	51 69	180	N	Akron	57 64				
				162	H	Arkansas St.	66 67	235	N	Western Ill.	84 72				

Non-Div I Games:

UTEP

Average RPI Win: 282  
Average RPI Loss: 165

WON-LOST  
RECORD

WINNING  
PCT. RANK

LAST 10  
GAMES

STRENGTH OF  
SCHEDULE

OPP. STRENGTH  
OF SCHEDULE

TEAM  
RPI

ADJ.  
RPI

CONF.  
RPI

ADJ CONF.  
RPI

DIV. I ONLY	7- 9	204	4-6	274	246	247	247	29	29
DIV. I NON-CONF.	4- 7	228	0- 0	156	174	211	211	30	30
-----									
TOTALS	RPI 1-25	RPI 26-50	W-L RECORDS	RPI 51-100	RPI 101-150	RPI 150+			
7- 9	0- 2	0- 1	OVERALL	0- 0	0- 0	7- 6			
4- 4	0- 1	0- 0	HOME	0- 0	0- 0	4- 3			
3- 5	0- 1	0- 1	AWAY	0- 0	0- 0	3- 3			
0- 0	0- 0	0- 0	NEUTRAL	0- 0	0- 0	0- 0			
4- 7	0- 2	0- 1	NON-CONFERENCE	0- 0	0- 0	4- 4			
2- 3	0- 1	0- 0	HOME	0- 0	0- 0	2- 2			
2- 4	0- 1	0- 1	AWAY	0- 0	0- 0	2- 2			
0- 0	0- 0	0- 0	NEUTRAL	0- 0	0- 0	0- 0			
3- 2	0- 0	0- 0	CONFERENCE	0- 0	0- 0	3- 2			
2- 1	0- 0	0- 0	HOME	0- 0	0- 0	2- 1			
1- 1	0- 0	0- 0	AWAY	0- 0	0- 0	1- 1			
0- 0	0- 0	0- 0	NEUTRAL	0- 0	0- 0	0- 0			

RPI	S	Opponent	Score
2	A	Baylor	37 98
23	H	Texas	66 81

RPI	S	Opponent	Score
31	A	Texas A&M	61 84

RPI	S	Opponent	Score
-----	---	----------	-------

RPI	S	Opponent	Score
181	A	Massachusetts	70 74
191	H	Prairie View	57 50
217	H	Utah Valley	55 57
241	H	Texas Southern	55 69
253	A	UTSA	58 61
259	H	Louisiana	75 60
269	A	A&M-Corpus Christi	70 57
269	H	A&M-Corpus Christi	49 59
271	A	CSU Bakersfield	63 68
284	H	California Baptist	60 56
295	A	Canisius	57 53
336	H	Seattle U	69 56
337	A	Grand Canyon	66 50

## LAST 12 Division I GAMES:

336	H	Seattle U	69 56
217	H	Utah Valley	55 57
241	H	Texas Southern	55 69
269	A	A&M-Corpus Christi	70 57
259	H	Louisiana	75 60
191	H	Prairie View	57 50
337	A	Grand Canyon	66 50
271	A	CSU Bakersfield	63 68
284	H	California Baptist	60 56
2	A	Baylor	37 98
31	A	Texas A&M	61 84
23	H	Texas	66 81

Non-Div I Games: Texas Lutheran 82 38 UNKNOWN 74 43

UTRGV

Loss, Non-Conf, S Site, H Home A Away N Neutral





Average RPI Win:	175	WON-LOST	WINNING	LAST 10	STRENGTH OF	OPP. STRENGTH	TEAM	ADJ.	CONF.	ADJ CONF.
Average RPI Loss:	14	RECORD	PCT. RANK	GAMES	SCHEDULE	OF SCHEDULE	RPI	RPI	RPI	RPI
DIV. I ONLY	16- 1	5	9-1	236	36	40	40	2	2	
DIV. I NON-CONF.	11- 0	1	1- 0	327	95	66	66	2	2	
-----										
TOTALS	RPI 1-25	RPI 26-50	W-L RECORDS	RPI 51-100	RPI 101-150	RPI 150+				
16- 1	1- 1	0- 0	OVERALL	2- 0	5- 0	8- 0				
9- 1	1- 1	0- 0	HOME	1- 0	3- 0	4- 0				
5- 0	0- 0	0- 0	AWAY	1- 0	2- 0	2- 0				
2- 0	0- 0	0- 0	NEUTRAL	0- 0	0- 0	2- 0				
11- 0	1- 0	0- 0	NON-CONFERENCE	0- 0	2- 0	8- 0				
7- 0	1- 0	0- 0	HOME	0- 0	2- 0	4- 0				
2- 0	0- 0	0- 0	AWAY	0- 0	0- 0	2- 0				
2- 0	0- 0	0- 0	NEUTRAL	0- 0	0- 0	2- 0				
5- 1	0- 1	0- 0	CONFERENCE	2- 0	3- 0	0- 0				
2- 1	0- 1	0- 0	HOME	1- 0	1- 0	0- 0				
3- 0	0- 0	0- 0	AWAY	1- 0	2- 0	0- 0				
0- 0	0- 0	0- 0	NEUTRAL	0- 0	0- 0	0- 0				

RPI 1-25				RPI 26-50				Team's RPI: 40				RPI 51-100				RPI 101+			
RPI	S	Opponent	Score	RPI	S	Opponent	Score	RPI	S	Opponent	Score	RPI	S	Opponent	Score	RPI	S	Opponent	Score
14	H	Arizona St.	63 65									54	H	Ari zona	80 64	111	A	Washi ngton	58 43
19	H	BYU	78 67									93	A	Washi ngton St.	72 68	120	H	Idaho St.	74 60
																121	H	Al abama	72 62
																125	A	Col orado	76 61
																125	H	Col orado	78 59
																177	A	Eastern Wash.	95 51
																213	N	Florida	74 58
																217	H	Utah Valley	85 47
																258	H	Long Beach St.	82 59
																260	A	Nevada	74 52
																270	N	Hawai i	73 48
																303	H	Weber St.	77 56
																336	H	Seattle U	89 62
LAST 12 Division I GAMES:																			
				270	N	Hawai i	73 48					111	A	Washi ngton	58 43				
				125	H	Col orado	78 59					93	A	Washi ngton St.	72 68				
				303	H	Weber St.	77 56					54	H	Ari zona	80 64				
				19	H	BYU	78 67					14	H	Ari zona St.	63 65				
				217	H	Utah Valley	85 47					125	A	Col orado	76 61				
				336	H	Seattle U	89 62					213	N	Fl ori da	74 58				

Average RPI Win: 201

Average RPI Loss: 102

WON-LOST  
RECORDWINNING  
PCT. RANKLAST 10  
GAMESSTRENGTH OF  
SCHEDULEOPP. STRENGTH  
OF SCHEDULETEAM  
RPIADJ.  
RPICONF.  
RPIADJ CONF.  
RPIDIV. I ONLY  
DIV. I NON-CONF.9- 7  
4- 6135  
2128-2  
0- 0203  
11142  
26150  
161150  
16113  
1113  
11

TOTALS

RPI 1-25

RPI 26-50

W-L RECORDS

RPI 51-100

RPI 101-150

RPI 150+

9- 7  
4- 3  
5- 2  
0- 20- 2  
0- 2  
0- 0  
0- 00- 1  
0- 0  
0- 0  
0- 1OVERALL  
HOME  
AWAY  
NEUTRAL2- 0  
1- 0  
1- 0  
0- 00- 3  
0- 0  
0- 2  
0- 17- 1  
3- 1  
4- 0  
0- 04- 6  
1- 3  
3- 1  
0- 20- 2  
0- 2  
0- 0  
0- 00- 1  
0- 0  
0- 0  
0- 1NON-CONFERENCE  
HOME  
AWAY  
NEUTRAL1- 0  
0- 0  
1- 0  
0- 00- 2  
0- 0  
0- 1  
0- 13- 1  
1- 1  
2- 0  
0- 05- 1  
3- 0  
2- 1  
0- 00- 0  
0- 0  
0- 0  
0- 00- 0  
0- 0  
0- 0  
0- 0CONFERENCE  
HOME  
AWAY  
NEUTRAL1- 0  
1- 0  
0- 0  
0- 00- 1  
0- 0  
0- 1  
0- 04- 0  
2- 0  
2- 0  
0- 0

RPI 1-25

RPI	S	Opponent	Score
3	H	Oregon	58 88
19	H	BYU	57 62

RPI 26-50

RPI	S	Opponent	Score
48	N	Southern California	46 55

RPI 51-100

RPI	S	Opponent	Score
78	H	Wyoming	50 42
93	A	Washington St.	72 61

RPI 101+

Team's RPI: 150

RPI	S	Opponent	Score
125	N	Colorado	68 78
128	A	Portland	54 61
132	A	Fresno St.	59 70
187	A	Colorado St.	72 53
189	A	North Texas	57 41
216	A	Air Force	48 44
217	H	Utah Valley	67 62
253	A	UTSA	62 56
258	H	Long Beach St.	48 50
260	H	Nevada	79 76
318	H	San Jose St.	82 49

LAST 12 Division I GAMES:

187	A	Colorado St.	72 53
318	H	San Jose St.	82 49
189	A	North Texas	57 41
253	A	UTSA	62 56
128	A	Portland	54 61
125	N	Colorado	68 78
78	H	Wyoming	50 42
132	A	Fresno St.	59 70
216	A	Air Force	48 44
260	H	Nevada	79 76
258	H	Long Beach St.	48 50
217	H	Utah Valley	67 62

Non-Div I Games:

Northern N.M.

106 35

Utah St.

Average RPI Win:	282	WON-LOST	WINNING	LAST 10	STRENGTH OF	OPP. STRENGTH	TEAM	ADJ.	CONF.	ADJ CONF.
Average RPI Loss:	132	RECORD	PCT. RANK	GAMES	SCHEDULE	OF SCHEDULE	RPI	RPI	RPI	RPI
DIV. I ONLY	7- 8	193	6-4	254	259	217	217	29	29	
DIV. I NON-CONF.	3- 7	256	0- 0	165	199	268	268	30	30	
-----										
TOTALS	RPI 1-25	RPI 26-50	W-L RECORDS	RPI 51-100	RPI 101-150	RPI 150+				
7- 8	0- 1	0- 1	OVERALL	0- 0	0- 3	7- 3				
5- 2	0- 1	0- 0	HOME	0- 0	0- 1	5- 0				
2- 6	0- 0	0- 1	AWAY	0- 0	0- 2	2- 3				
0- 0	0- 0	0- 0	NEUTRAL	0- 0	0- 0	0- 0				
3- 7	0- 1	0- 1	NON-CONFERENCE	0- 0	0- 3	3- 2				
3- 2	0- 1	0- 0	HOME	0- 0	0- 1	3- 0				
0- 5	0- 0	0- 1	AWAY	0- 0	0- 2	0- 2				
0- 0	0- 0	0- 0	NEUTRAL	0- 0	0- 0	0- 0				
4- 1	0- 0	0- 0	CONFERENCE	0- 0	0- 0	4- 1				
2- 0	0- 0	0- 0	HOME	0- 0	0- 0	2- 0				
2- 1	0- 0	0- 0	AWAY	0- 0	0- 0	2- 1				
0- 0	0- 0	0- 0	NEUTRAL	0- 0	0- 0	0- 0				

RPI 1-25				RPI 26-50				RPI 51-100				RPI 101+				Team's RPI: 217
RPI	S	Opponent	Score	RPI	S	Opponent	Score	RPI	S	Opponent	Score	RPI	S	Opponent	Score	
19	H	BYU	51 77	40	A	Utah	47 85					120	A	Idaho St.	68 80	
												128	H	Portland	60 65	
												150	A	Utah St.	62 67	
												178	A	New Mexico St.	52 58	
												185	H	UC Riverside	56 53	
												209	A	Southern Utah	59 60	
												214	A	Cal St. Fullerton	55 56	
												247	A	UTRGV	57 55	
												271	H	CSU Bakersfield	78 70	
												298	H	UC Santa Barbara	63 54	
												303	H	Weber St.	65 59	
												336	A	Seattle U	58 55	
												337	H	Grand Canyon	57 46	
LAST 12 Division I GAMES:																
178	A	New Mexico St.	52 58	336	A	Seattle U	58 55									
247	A	UTRGV	57 55	271	H	CSU Bakersfield	78 70									
150	A	Utah St.	62 67	337	H	Grand Canyon	57 46									
120	A	Idaho St.	68 80	214	A	Cal St. Fullerton	55 56									
209	A	Southern Utah	59 60	185	H	UC Riverside	56 53									
40	A	Utah	47 85	303	H	Weber St.	65 59									

Non-Div I Games: Ottawa (AZ) 90 61 La Verne 86 79 Arizona Christian 76 68

Utah Valley

Average RPI Win:	222	WON-LOST	WINNING	LAST 10	STRENGTH OF	OPP. STRENGTH	TEAM	ADJ.	CONF.	ADJ CONF.
Average RPI Loss:	101	RECORD	PCT. RANK	GAMES	SCHEDULE	OF SCHEDULE	RPI	RPI	RPI	RPI
DIV. I ONLY	13- 5	56	7-3	264	145	127	127	17	17	
DIV. I NON-CONF.	8- 5	120	0- 0	218	149	134	134	17	17	
-----										
TOTALS	RPI 1-25	RPI 26-50	W-L RECORDS	RPI 51-100	RPI 101-150	RPI 150+				
13- 5	0- 0	0- 1	OVERALL	1- 1	3- 2	9- 1				
7- 1	0- 0	0- 0	HOME	0- 0	2- 1	5- 0				
5- 3	0- 0	0- 1	AWAY	1- 1	1- 1	3- 0				
1- 1	0- 0	0- 0	NEUTRAL	0- 0	0- 0	1- 1				
8- 5	0- 0	0- 1	NON-CONFERENCE	1- 1	2- 2	5- 1				
4- 1	0- 0	0- 0	HOME	0- 0	2- 1	2- 0				
3- 3	0- 0	0- 1	AWAY	1- 1	0- 1	2- 0				
1- 1	0- 0	0- 0	NEUTRAL	0- 0	0- 0	1- 1				
5- 0	0- 0	0- 0	CONFERENCE	0- 0	1- 0	4- 0				
3- 0	0- 0	0- 0	HOME	0- 0	0- 0	3- 0				
2- 0	0- 0	0- 0	AWAY	0- 0	1- 0	1- 0				
0- 0	0- 0	0- 0	NEUTRAL	0- 0	0- 0	0- 0				

RPI	S	Opponent	Score	RPI	S	Opponent	Score	RPI	S	Opponent	Score	RPI	S	Opponent	Score
45	A	North Carolina	47 59	55	A	Old Dominion	57 60	84	A	Georgetown	47 45	114	A	Cincinnati	54 66
												115	H	UNCW	58 47
												119	H	Wake Forest	53 40
												138	H	Radford	49 54
												139	A	Fordham	47 44
												151	N	IUPUI	61 63
												155	A	William & Mary	72 55
												173	H	Rhode Island	74 39
												267	A	N. C. A&T	54 48
												276	H	La Salle	68 38
												277	H	Saint Joseph's	59 40
												283	A	Richmond	68 43
												303	N	Weber St.	64 36
												344	H	Longwood	84 55
												347	H	Delaware St.	97 55
LAST 12 Division I GAMES:															
173	H	Rhode Island	74 39	283	A	Richmond	68 43	276	H	La Salle	68 38	277	H	Saint Joseph's	59 40
139	A	Fordham	47 44	276	H	La Salle	68 38	347	H	Delaware St.	97 55	267	A	N. C. A&T	54 48
55	A	Old Dominion	57 60	277	H	Saint Joseph's	59 40	267	A	N. C. A&T	54 48	138	H	Radford	49 54
114	A	Cincinnati	54 66	347	H	Delaware St.	97 55	138	H	Radford	49 54				
84	A	Georgetown	47 45												
115	H	UNCW	58 47												

Non-Div I Games:

VCU

Average RPI Win:	310	WON-LOST	WINNING	LAST 10	STRENGTH OF	OPP. STRENGTH	TEAM	ADJ.	CONF.	ADJ CONF.
Average RPI Loss:	173	RECORD	PCT. RANK	GAMES	SCHEDULE	OF SCHEDULE	RPI	RPI	RPI	RPI
DIV. I ONLY	5- 12	272	3-7	301	261	307	307	12	12	
DIV. I NON-CONF.	4- 8	241	0- 0	325	323	323	323	14	14	
-----										
TOTALS	RPI 1-25	RPI 26-50	W-L RECORDS	RPI 51-100	RPI 101-150	RPI 150+				
5- 12	0- 1	0- 0	OVERALL	0- 3	0- 0	5- 8				
2- 6	0- 0	0- 0	HOME	0- 2	0- 0	2- 4				
2- 6	0- 1	0- 0	AWAY	0- 1	0- 0	2- 4				
1- 0	0- 0	0- 0	NEUTRAL	0- 0	0- 0	1- 0				
4- 8	0- 0	0- 0	NON-CONFERENCE	0- 2	0- 0	4- 6				
1- 5	0- 0	0- 0	HOME	0- 2	0- 0	1- 3				
2- 3	0- 0	0- 0	AWAY	0- 0	0- 0	2- 3				
1- 0	0- 0	0- 0	NEUTRAL	0- 0	0- 0	1- 0				
1- 4	0- 1	0- 0	CONFERENCE	0- 1	0- 0	1- 2				
1- 1	0- 0	0- 0	HOME	0- 0	0- 0	1- 1				
0- 3	0- 1	0- 0	AWAY	0- 1	0- 0	0- 1				
0- 0	0- 0	0- 0	NEUTRAL	0- 0	0- 0	0- 0				

RPI 1-25				RPI 26-50				RPI 51-100				RPI 101+ Team's RPI: 307			
RPI	S	Opponent	Score	RPI	S	Opponent	Score	RPI	S	Opponent	Score	RPI	S	Opponent	Score
11	A	Drake	53 84					79	A	UNI	52 71	158	H	Indiana St.	82 86
								95	H	Tol edo	59 65	164	A	Illinois	54 73
								97	H	Mi ami (OH)	47 68	165	A	Morehead St.	62 68
												218	H	North Dakota	56 62
												220	A	Loyol a Chi cago	54 80
												228	H	Bowling Green	72 79
												249	H	Eastern Ill.	62 60
												278	N	St. Francis Brooklyn	78 76
												310	H	North Dakota St.	48 51
												335	A	UIC	65 75
												338	A	Purdue Fort Wayne	68 64
												341	A	Chicago St.	76 70
												343	H	Evansvi lle	93 49
LAST 12 Division I GAMES:															
343	H	Evansville	93 49	11	A	Drake	53 84	220	A	Loyol a Chi cago	54 80	228	H	Bowling Green	72 79
158	H	Indiana St.	82 86	79	A	UNI	52 71	338	A	Purdue Fort Wayne	68 64	310	H	North Dakota St.	48 51
97	H	Mi ami (OH)	47 68												
249	H	Eastern Ill.	62 60												
341	A	Chicago St.	76 70												
95	H	Toledo	59 65												

Non-Div I Games:

Valparaiso

Average RPI Win:	271	WON-LOST	WINNING	LAST 10	STRENGTH OF	OPP. STRENGTH	TEAM	ADJ.	CONF.	ADJ CONF.
Average RPI Loss:	53	RECORD	PCT. RANK	GAMES	SCHEDULE	OF SCHEDULE	RPI	RPI	RPI	RPI

DIV. I ONLY	5- 13	280	2-8	20	97	172	172	6	6
DIV. I NON-CONF.	5- 8	224	0- 0	60	107	172	172	6	6
TOTALS	RPI 1-25	RPI 26-50	W-L RECORDS	RPI 51-100	RPI 101-150	RPI 150+			
5- 13	0- 3	0- 5	OVERALL	0- 3	0- 1	5- 1			
4- 5	0- 1	0- 2	HOME	0- 0	0- 1	4- 1			
1- 5	0- 1	0- 2	AWAY	0- 2	0- 0	1- 0			
0- 3	0- 1	0- 1	NEUTRAL	0- 1	0- 0	0- 0			
5- 8	0- 3	0- 2	NON-CONFERENCE	0- 2	0- 0	5- 1			
4- 2	0- 1	0- 0	HOME	0- 0	0- 0	4- 1			
1- 3	0- 1	0- 1	AWAY	0- 1	0- 0	1- 0			
0- 3	0- 1	0- 1	NEUTRAL	0- 1	0- 0	0- 0			
0- 5	0- 0	0- 3	CONFERENCE	0- 1	0- 1	0- 0			
0- 3	0- 0	0- 2	HOME	0- 0	0- 1	0- 0			
0- 2	0- 0	0- 1	AWAY	0- 1	0- 0	0- 0			
0- 0	0- 0	0- 0	NEUTRAL	0- 0	0- 0	0- 0			

RPI	S	Opponent	Score	RPI	S	Opponent	Score	RPI	S	Opponent	Score	RPI	S	Opponent	Score	Team's RPI: 172
7	N	UConn	42 80	26	A	Kentucky	55 77	63	A	Arkansas	62 83	118	H	Georgia	64 71	
8	A	NC State	54 74	31	H	Texas A&M	43 50	67	N	Creighton	55 75	157	H	North Ala.	71 74	
18	H	Central Mich.	57 66	36	N	Miami (FL)	65 90	69	A	Middle Tenn.	58 65	188	A	Ball St.	60 43	
				43	A	Kansas St.	61 72					225	H	Samford	77 52	
				47	H	Auburn	70 72					305	H	Tennessee St.	89 63	
												312	H	Austin Peay	99 70	
												327	H	Presbyterian	78 43	
LAST 12 Division I GAMES:																
47	H	Auburn	70 72	31	H	Texas A&M	43 50	118	H	Georgia	64 71	26	A	Kentucky	55 77	
63	A	Arkansas	62 83	18	H	Central Mich.	57 66	225	H	Samford	77 52	67	N	Creighton	55 75	
188	A	Ball St.	60 43	43	A	Kansas St.	61 72	36	N	Miami (FL)	65 90					
327	H	Presbyterian	78 43													

Non-Div I Games:

Vanderbilt

Average RPI Win:	280	WON-LOST	WINNING	LAST 10	STRENGTH OF	OPP. STRENGTH	TEAM	ADJ.	CONF.	ADJ CONF.
Average RPI Loss:	164	RECORD	PCT. RANK	GAMES	SCHEDULE	OF SCHEDULE	RPI	RPI	RPI	RPI
DIV. I ONLY	6- 11	247	3-7	242	270	275	275	23	23	
DIV. I NON-CONF.	3- 8	267	0- 1	171	317	285	285	23	23	
-----										
TOTALS	RPI 1-25	RPI 26-50	W-L RECORDS	RPI 51-100	RPI 101-150	RPI 150+				
6- 11	0- 0	0- 0	OVERALL	0- 3	0- 3	6- 5				
4- 6	0- 0	0- 0	HOME	0- 1	0- 2	4- 3				
2- 5	0- 0	0- 0	AWAY	0- 2	0- 1	2- 2				
0- 0	0- 0	0- 0	NEUTRAL	0- 0	0- 0	0- 0				
3- 8	0- 0	0- 0	NON-CONFERENCE	0- 1	0- 3	3- 4				
2- 5	0- 0	0- 0	HOME	0- 0	0- 2	2- 3				
1- 3	0- 0	0- 0	AWAY	0- 1	0- 1	1- 1				
0- 0	0- 0	0- 0	NEUTRAL	0- 0	0- 0	0- 0				
3- 3	0- 0	0- 0	CONFERENCE	0- 2	0- 0	3- 1				
2- 1	0- 0	0- 0	HOME	0- 1	0- 0	2- 0				
1- 2	0- 0	0- 0	AWAY	0- 1	0- 0	1- 1				
0- 0	0- 0	0- 0	NEUTRAL	0- 0	0- 0	0- 0				

RPI 1-25				RPI 26-50				RPI 51-100				RPI 101+ Team's RPI: 275			
RPI	S	Opponent	Score	RPI	S	Opponent	Score	RPI	S	Opponent	Score	RPI	S	Opponent	Score
								70	H	Maine	51 63	112	H	Yale	55 58
								75	A	Kansas	36 77	122	A	South Fla.	55 102
								96	A	Hartford	32 61	123	H	Drexel	44 60
												173	H	Rhode Island	58 61
												204	H	Rider	54 49
												224	H	Dartmouth	42 66
												227	H	Holy Cross	40 65
												256	A	Binghamton	58 57
												282	H	Albany (NY)	52 39
												292	A	UMass Lowell	51 54
												295	A	Canisius	46 67
												309	H	New Hampshire	69 60
												314	A	NJIT	71 63
												316	H	Wagner	56 54
LAST 12 Division I GAMES:															
123	H	Drexel	44 60	309	H	New Hampshire	69 60								
256	A	Binghamton	58 57	96	A	Hartford	32 61								
295	A	Canisius	46 67	70	H	Maine	51 63								
122	A	South Fla.	55 102	282	H	Albany (NY)	52 39								
112	H	Yale	55 58	292	A	UMass Lowell	51 54								
314	A	NJIT	71 63	75	A	Kansas	36 77								

Non-Div I Games: Norwich 78 28

Vermont



Average RPI Win:	159	WON-LOST	WINNING	LAST 10	STRENGTH OF	OPP. STRENGTH	TEAM	ADJ.	CONF.	ADJ CONF.
Average RPI Loss:	49	RECORD	PCT. RANK	GAMES	SCHEDULE	OF SCHEDULE	RPI	RPI	RPI	RPI
DIV. I ONLY	11- 7	112	5-5	44	48	57	57	5	5	
DIV. I NON-CONF.	9- 2	43	0- 0	98	90	27	27	4	4	
-----										
TOTALS	RPI 1-25	RPI 26-50	W-L RECORDS	RPI 51-100	RPI 101-150	RPI 150+				
11- 7	0- 3	0- 1	OVERALL	4- 3	2- 0	5- 0				
6- 3	0- 2	0- 1	HOME	2- 0	1- 0	3- 0				
5- 3	0- 1	0- 0	AWAY	2- 2	1- 0	2- 0				
0- 1	0- 0	0- 0	NEUTRAL	0- 1	0- 0	0- 0				
9- 2	0- 1	0- 0	NON-CONFERENCE	3- 1	2- 0	4- 0				
5- 0	0- 0	0- 0	HOME	2- 0	1- 0	2- 0				
4- 1	0- 1	0- 0	AWAY	1- 0	1- 0	2- 0				
0- 1	0- 0	0- 0	NEUTRAL	0- 1	0- 0	0- 0				
2- 5	0- 2	0- 1	CONFERENCE	1- 2	0- 0	1- 0				
1- 3	0- 2	0- 1	HOME	0- 0	0- 0	1- 0				
1- 2	0- 0	0- 0	AWAY	1- 2	0- 0	0- 0				
0- 0	0- 0	0- 0	NEUTRAL	0- 0	0- 0	0- 0				

RPI 1-25				RPI 26-50				RPI 51-100 Team's RPI: 57				RPI 101+			
RPI	S	Opponent	Score	RPI	S	Opponent	Score	RPI	S	Opponent	Score	RPI	S	Opponent	Score
15	H	Marquette	55 91	44	H	DePaul	59 66	67	A	Creighton	54 52	118	H	Georgia	62 56
17	A	UCF	56 71					72	N	Virginia Tech	59 61	142	A	Lehigh	70 48
20	H	Butler	55 63					83	A	Penn	58 50	175	H	Xavier	75 71
								84	A	Georgetown	63 68	197	A	George Washington	60 45
								89	A	Providence	61 67	231	H	Temple	76 68
								91	H	Princeton	67 46	276	H	La Salle	81 68
								96	H	Hartford	59 41	277	A	Saint Joseph's	47 35
LAST 12 Division I GAMES:															
84	A	Georgetown	63 68	44	H	DePaul	59 66	15	H	Marquette	55 91				
83	A	Penn	58 50	89	A	Providence	61 67	67	A	Creighton	54 52				
118	H	Georgia	62 56	175	H	Xavier	75 71	20	H	Butler	55 63				
231	H	Temple	76 68												
197	A	George Washington	60 45												
277	A	Saint Joseph's	47 35												

Non-Div I Games:

Villanova

Average RPI Win:	159	WON-LOST	WINNING	LAST 10	STRENGTH OF	OPP. STRENGTH	TEAM	ADJ.	CONF.	ADJ CONF.
Average RPI Loss:	56	RECORD	PCT. RANK	GAMES	SCHEDULE	OF SCHEDULE	RPI	RPI	RPI	RPI
DIV. I ONLY	7- 11	233	4-6	5	50	98	98	1	1	
DIV. I NON-CONF.	6- 7	172	0- 0	38	64	128	128	1	1	
-----										
TOTALS	RPI 1-25	RPI 26-50	W-L RECORDS	RPI 51-100	RPI 101-150	RPI 150+				
7- 11	0- 5	0- 3	OVERALL	2- 0	2- 2	3- 1				
5- 6	0- 4	0- 0	HOME	1- 0	1- 1	3- 1				
1- 4	0- 1	0- 3	AWAY	1- 0	0- 0	0- 0				
1- 1	0- 0	0- 0	NEUTRAL	0- 0	1- 1	0- 0				
6- 7	0- 2	0- 2	NON-CONFERENCE	1- 0	2- 2	3- 1				
4- 4	0- 2	0- 0	HOME	0- 0	1- 1	3- 1				
1- 2	0- 0	0- 2	AWAY	1- 0	0- 0	0- 0				
1- 1	0- 0	0- 0	NEUTRAL	0- 0	1- 1	0- 0				
1- 4	0- 3	0- 1	CONFERENCE	1- 0	0- 0	0- 0				
1- 2	0- 2	0- 0	HOME	1- 0	0- 0	0- 0				
0- 2	0- 1	0- 1	AWAY	0- 0	0- 0	0- 0				
0- 0	0- 0	0- 0	NEUTRAL	0- 0	0- 0	0- 0				

RPI 1-25				RPI 26-50				RPI 51-100				RPI 101+			
RPI	S	Opponent	Score	RPI	S	Opponent	Score	RPI	S	Opponent	Score	RPI	S	Opponent	Score
5	A	Louisville	43 91	26	A	Kentucky	51 63	55	A	Old Dominion	73 67	121	N	Alabama	52 64
8	H	NC State	38 66	28	A	Michigan St.	66 91	72	H	Virginia Tech	62 58	122	N	South Fla.	74 67
9	H	Mississippi St.	44 72	37	A	Clemson	65 71					129	H	American	57 54
18	H	Central Mich.	61 74									138	H	Radford	44 57
22	H	Florida St.	61 63									167	H	Charlotte	65 61
												206	H	Saint Louis	65 67
												267	H	N.C. A&T	67 57
												301	H	Coppin St.	55 41
LAST 12 Division I GAMES:															
5	A	Louisville	43 91	72	H	Virginia Tech	62 58								
8	H	NC State	38 66	37	A	Clemson	65 71								
138	H	Radford	44 57	22	H	Florida St.	61 63								
129	H	American	57 54	167	H	Charlotte	65 61								
301	H	Coppin St.	55 41	122	N	South Fla.	74 67								
28	A	Michigan St.	66 91	121	N	Alabama	52 64								

Average RPI	Win: 195	WON-LOST	WINNING	LAST 10	STRENGTH OF	OPP. STRENGTH	TEAM	ADJ.	CONF.	ADJ CONF.
Average RPI	Loss: 30	RECORD	PCT. RANK	GAMES	SCHEDULE	OF SCHEDULE	RPI	RPI	RPI	RPI
DIV. I ONLY	13- 5	56	5-5	131	28	72	72	1	1	
DIV. I NON-CONF.	13- 0	1	0- 0	294	103	48	48	1	1	
-----										
TOTALS	RPI 1-25	RPI 26-50	W-L RECORDS	RPI 51-100	RPI 101-150	RPI 150+				
13- 5	1- 3	0- 1	OVERALL	3- 1	2- 0	7- 0				
8- 2	1- 2	0- 0	HOME	0- 0	2- 0	5- 0				
1- 3	0- 1	0- 1	AWAY	0- 1	0- 0	1- 0				
4- 0	0- 0	0- 0	NEUTRAL	3- 0	0- 0	1- 0				
13- 0	1- 0	0- 0	NON-CONFERENCE	3- 0	2- 0	7- 0				
8- 0	1- 0	0- 0	HOME	0- 0	2- 0	5- 0				
1- 0	0- 0	0- 0	AWAY	0- 0	0- 0	1- 0				
4- 0	0- 0	0- 0	NEUTRAL	3- 0	0- 0	1- 0				
0- 5	0- 3	0- 1	CONFERENCE	0- 1	0- 0	0- 0				
0- 2	0- 2	0- 0	HOME	0- 0	0- 0	0- 0				
0- 3	0- 1	0- 1	AWAY	0- 1	0- 0	0- 0				
0- 0	0- 0	0- 0	NEUTRAL	0- 0	0- 0	0- 0				

RPI	S	Opponent	Score	RPI	S	Opponent	Score	RPI	S	Opponent	Score	RPI	S	Opponent	Score
1	H	Notre Dame	51 80	36	A	Miami (FL)	61 68	57	N	Villanova	61 59	130	H	Chattanooga	74 59
6	H	Syracuse	73 75					86	N	Dayton	69 57	138	H	Radford	55 44
8	A	NC State	61 70					98	A	Virginia	58 62	248	H	Monmouth	82 49
16	H	Rutgers	67 51					99	N	Ohio St.	81 73	250	H	Mt. St. Mary's	83 51
-----															
LAST 12 Division I GAMES:															
8	A	NC State	61 70	98	A	Virginia	58 62	250	H	Mt. St. Mary's	83 51	36	A	Miami (FL)	61 68
1	H	Notre Dame	51 80	6	H	Syracuse	73 75	138	H	Radford	55 44	344	H	Longwood	93 39
16	H	Rutgers	67 51	99	N	Ohio St.	81 73	283	N	Richmond	85 57	99	N	Ohio St.	81 73
283	N	Richmond	85 57	86	N	Dayton	69 57	339	H	USC Upstate	96 45	86	N	Dayton	69 57
								344	H	Longwood	93 39				

Non-Div I Games:

Virginia Tech

Average RPI Win:	307	WON-LOST	WINNING	LAST 10	STRENGTH OF	OPP. STRENGTH	TEAM	ADJ.	CONF.	ADJ CONF.
Average RPI Loss:	220	RECORD	PCT. RANK	GAMES	SCHEDULE	OF SCHEDULE	RPI	RPI	RPI	RPI
DIV. I ONLY	4- 11	284	4-6	280	349	316	316	31	31	
DIV. I NON-CONF.	1- 9	326	0- 1	263	343	335	335	31	31	
-----										
TOTALS	RPI 1-25	RPI 26-50	W-L RECORDS	RPI 51-100	RPI 101-150	RPI 150+				
4- 11	0- 0	0- 0	OVERALL	0- 1	0- 3	4- 7				
2- 4	0- 0	0- 0	HOME	0- 0	0- 1	2- 3				
2- 6	0- 0	0- 0	AWAY	0- 1	0- 2	2- 3				
0- 1	0- 0	0- 0	NEUTRAL	0- 0	0- 0	0- 1				
1- 9	0- 0	0- 0	NON-CONFERENCE	0- 1	0- 3	1- 5				
0- 3	0- 0	0- 0	HOME	0- 0	0- 1	0- 2				
1- 5	0- 0	0- 0	AWAY	0- 1	0- 2	1- 2				
0- 1	0- 0	0- 0	NEUTRAL	0- 0	0- 0	0- 1				
3- 2	0- 0	0- 0	CONFERENCE	0- 0	0- 0	3- 2				
2- 1	0- 0	0- 0	HOME	0- 0	0- 0	2- 1				
1- 1	0- 0	0- 0	AWAY	0- 0	0- 0	1- 1				
0- 0	0- 0	0- 0	NEUTRAL	0- 0	0- 0	0- 0				

RPI 1-25				RPI 26-50				RPI 51-100				RPI 101+ Team's RPI: 316			
RPI	S	Opponent	Score	RPI	S	Opponent	Score	RPI	S	Opponent	Score	RPI	S	Opponent	Score
								74	A	Seton Hall I	40	95			
												112	H	Yale	41
												139	A	Fordham	59
												145	A	Stony Brook	45
												211	H	Sacred Heart	68
												250	H	Mt. St. Mary's	92
												262	N	Siena	71
												275	A	Vermont	54
												278	A	St. Francis Brooklyn	61
												285	H	Army West Point	46
												289	A	Central Conn. St.	75
												304	A	Saint Peter's	57
												333	H	Lafayette	43
												344	A	Longwood	86
												345	H	Fairleigh Dickinson	71
LAST 12 Division I GAMES:															
				262	N	Siena	71		345	H	Fairleigh Dickinson	71		59	
				250	H	Mt. St. Mary's	92		211	H	Sacred Heart	68		80	
				304	A	Saint Peter's	57		289	A	Central Conn. St.	75		63	
				112	H	Yale	41		278	A	St. Francis Brooklyn	61		76	
				275	A	Vermont	54		145	A	Stony Brook	45		70	
				333	H	Lafayette	43		285	H	Army West Point	46		61	

Non-Div I Games: Staten Island 86 59

Wagner

Average RPI Win:	191	WON-LOST	WINNING	LAST 10	STRENGTH OF	OPP. STRENGTH	TEAM	ADJ.	CONF.	ADJ CONF.
Average RPI Loss:	80	RECORD	PCT. RANK	GAMES	SCHEDULE	OF SCHEDULE	RPI	RPI	RPI	RPI
DIV. I ONLY	9- 9	163	5-5	23	147	119	119	1	1	
DIV. I NON-CONF.	9- 4	85	0- 0	77	311	84	84	1	1	
-----										
TOTALS	RPI 1-25	RPI 26-50	W-L RECORDS	RPI 51-100	RPI 101-150	RPI 150+				
9- 9	0- 2	0- 3	OVERALL	1- 1	2- 1	6- 2				
7- 5	0- 1	0- 2	HOME	1- 1	2- 0	4- 1				
1- 4	0- 1	0- 1	AWAY	0- 0	0- 1	1- 1				
1- 0	0- 0	0- 0	NEUTRAL	0- 0	0- 0	1- 0				
9- 4	0- 0	0- 1	NON-CONFERENCE	1- 0	2- 1	6- 2				
7- 2	0- 0	0- 1	HOME	1- 0	2- 0	4- 1				
1- 2	0- 0	0- 0	AWAY	0- 0	0- 1	1- 1				
1- 0	0- 0	0- 0	NEUTRAL	0- 0	0- 0	1- 0				
0- 5	0- 2	0- 2	CONFERENCE	0- 1	0- 0	0- 0				
0- 3	0- 1	0- 1	HOME	0- 1	0- 0	0- 0				
0- 2	0- 1	0- 1	AWAY	0- 0	0- 0	0- 0				
0- 0	0- 0	0- 0	NEUTRAL	0- 0	0- 0	0- 0				

RPI 1-25				RPI 26-50				RPI 51-100				RPI 101+ Team's RPI: 119			
RPI	S	Opponent	Score	RPI	S	Opponent	Score	RPI	S	Opponent	Score	RPI	S	Opponent	Score
1	A	Notre Dame	48 78	29	H	Indiana	73 87	58	H	James Madison	50 49	104	H	Towson	60 53
5	H	Louisville	49 73	36	H	Miami (FL)	57 72	77	H	Boston College	64 65	105	H	St. John's (NY)	64 59
				45	A	North Carolina	61 84					127	A	VCU	40 53
												167	A	Charlotte	69 43
												175	H	Xavier	50 62
												179	H	Mercer	69 54
												221	A	East Carolina	61 70
												246	H	UMES	78 67
												273	H	Norfolk St.	63 61
												283	H	Richmond	62 48
												300	N	South Carolina St.	58 44
LAST 12 Division I GAMES:															
5	H	Louisville	49 73	1	A	Notre Dame	48 78	58	H	James Madison	50 49				
45	A	North Carolina	61 84	77	H	Boston College	64 65								
246	H	UMES	78 67	36	H	Miami (FL)	57 72								
167	A	Charlotte	69 43	273	H	Norfolk St.	63 61								
105	H	St. John's (NY)	64 59	300	N	South Carolina St.	58 44								
29	H	Indiana	73 87												

Non-Div I Games:

Wake Forest

Average RPI Win:	178	WON-LOST	WINNING	LAST 10	STRENGTH OF	OPP. STRENGTH	TEAM	ADJ.	CONF.	ADJ CONF.
Average RPI Loss:	52	RECORD	PCT. RANK	GAMES	SCHEDULE	OF SCHEDULE	RPI	RPI	RPI	RPI
DIV. I ONLY	8- 11	217	2-8	14	64	111	111	2	2	
DIV. I NON-CONF.	7- 5	132	0- 1	74	132	107	107	2	2	
-----										
TOTALS	RPI 1-25	RPI 26-50	W-L RECORDS	RPI 51-100	RPI 101-150	RPI 150+				
8- 11	0- 3	0- 3	OVERALL	2- 4	2- 1	4- 0				
6- 4	0- 1	0- 1	HOME	1- 2	2- 0	3- 0				
1- 5	0- 2	0- 2	AWAY	0- 1	0- 0	1- 0				
1- 2	0- 0	0- 0	NEUTRAL	1- 1	0- 1	0- 0				
7- 5	0- 1	0- 0	NON-CONFERENCE	2- 3	1- 1	4- 0				
5- 2	0- 1	0- 0	HOME	1- 1	1- 0	3- 0				
1- 1	0- 0	0- 0	AWAY	0- 1	0- 0	1- 0				
1- 2	0- 0	0- 0	NEUTRAL	1- 1	0- 1	0- 0				
1- 6	0- 2	0- 3	CONFERENCE	0- 1	1- 0	0- 0				
1- 2	0- 0	0- 1	HOME	0- 1	1- 0	0- 0				
0- 4	0- 2	0- 2	AWAY	0- 0	0- 0	0- 0				
0- 0	0- 0	0- 0	NEUTRAL	0- 0	0- 0	0- 0				

RPI 1-25				RPI 26-50				RPI 51-100				RPI 101+ Team's RPI: 111			
RPI	S	Opponent	Score	RPI	S	Opponent	Score	RPI	S	Opponent	Score	RPI	S	Opponent	Score
3	A	Oregon	71 84	30	A	Cal i forn i a	70 79	51	N	Duke	71 64	125	H	Colorado	68 58
4	A	Stanford	54 91	40	H	Utah	43 58	60	H	Boi se St.	69 73	139	N	Fordham	57 65
9	H	Mi ssi ssi ppi St.	56 103	42	A	Oregon St.	67 78	65	N	Mi chi gan	73 80	144	H	Montana	69 54
								87	A	Tul ane	51 63	200	H	George Mason	81 52
								93	H	Washi ngton St.	76 79	214	H	Cal St. Fullerton	83 74
								99	H	Oh i o St.	69 59	255	H	Northern Ari z.	81 59
												336	A	Seattle U	69 58
LAST 12 Di vi si on I GAMES:															
60	H	Boi se St.	69 73	139	N	Fordham	57 65								
65	N	Mi chi gan	73 80	30	A	Cal i forn i a	70 79								
3	A	Oregon	71 84	4	A	Stanford	54 91								
93	H	Washi ngton St.	76 79	40	H	Utah	43 58								
9	H	Mi ssi ssi ppi St.	56 103	125	H	Col orado	68 58								
144	H	Montana	69 54	42	A	Oregon St.	67 78								

Non-Di v I Games:

Washi ngton

Average RPI Win:	155	WON-LOST	WINNING	LAST 10	STRENGTH OF	OPP. STRENGTH	TEAM	ADJ.	CONF.	ADJ CONF.
Average RPI Loss:	60	RECORD	PCT. RANK	GAMES	SCHEDULE	OF SCHEDULE	RPI	RPI	RPI	RPI
DIV. I ONLY	7- 11	233	3-7	11	43	93	93	2	2	
DIV. I NON-CONF.	5- 6	177	1- 0	62	82	156	156	2	2	
-----										
TOTALS	RPI 1-25	RPI 26-50	W-L RECORDS	RPI 51-100	RPI 101-150	RPI 150+				
7- 11	0- 3	0- 4	OVERALL	2- 1	2- 2	3- 1				
4- 4	0- 0	0- 2	HOME	2- 0	1- 2	1- 0				
1- 6	0- 3	0- 2	AWAY	0- 0	1- 0	0- 1				
2- 1	0- 0	0- 0	NEUTRAL	0- 1	0- 0	2- 0				
5- 6	0- 1	0- 1	NON-CONFERENCE	2- 1	0- 2	3- 1				
3- 3	0- 0	0- 1	HOME	2- 0	0- 2	1- 0				
0- 2	0- 1	0- 0	AWAY	0- 0	0- 0	0- 1				
2- 1	0- 0	0- 0	NEUTRAL	0- 1	0- 0	2- 0				
2- 5	0- 2	0- 3	CONFERENCE	0- 0	2- 0	0- 0				
1- 1	0- 0	0- 1	HOME	0- 0	1- 0	0- 0				
1- 4	0- 2	0- 2	AWAY	0- 0	1- 0	0- 0				
0- 0	0- 0	0- 0	NEUTRAL	0- 0	0- 0	0- 0				

RPI 1-25				RPI 26-50				RPI 51-100				Team's RPI: 93	RPI 101+			
RPI	S	Opponent	Score	RPI	S	Opponent	Score	RPI	S	Opponent	Score		RPI	S	Opponent	Score
3	A	Oregon	58 98	30	A	Cal i forn i a	63 77	60	H	Bo i se St.	95 71		103	H	UC Davi s	62 75
4	A	Stanford	64 85	40	H	Utah	68 72	71	H	Nebraska	87 84		111	A	Washi ngton	79 76
10	A	Gonzaga	53 76	42	A	Oregon St.	69 76	75	N	Kansas	63 71		125	H	Col orado	74 48
				46	H	Saint Mary's (CA)	64 70						150	H	Utah St.	61 72
													153	A	CSUN	52 65
													196	N	Jacksonville St.	64 51
													251	H	San Franci sco	91 61
													274	N	Wi chi ta St.	85 59
-----																
LAST 12 Division I GAMES:																
274	N	Wi chi ta St.	85 59	4	A	Stanford	64 85	30	A	Cal i forn i a	63 77		125	H	Col orado	74 48
196	N	Jacksonville St.	64 51	40	H	Utah	68 72	75	N	Kansas	63 71		150	H	Utah St.	61 72
111	A	Washi ngton	79 76	10	A	Gonzaga	53 76	3	A	Oregon	58 98		153	A	CSUN	52 65
75	N	Kansas	63 71	60	H	Bo i se St.	95 71	42	A	Oregon St.	69 76		196	N	Jacksonville St.	64 51

Non-Div I Games:

Washington St.

Average RPI Win:	229	WON-LOST	WINNING	LAST 10	STRENGTH OF	OPP. STRENGTH	TEAM	ADJ.	CONF.	ADJ CONF.
Average RPI Loss:	165	RECORD	PCT. RANK	GAMES	SCHEDULE	OF SCHEDULE	RPI	RPI	RPI	RPI
DIV. I ONLY	3- 13	311	1-9	252	175	303	303	15	15	
DIV. I NON-CONF.	2- 7	288	0- 0	268	185	303	303	12	12	
<hr/>										
TOTALS	RPI 1-25	RPI 26-50	W-L RECORDS	RPI 51-100	RPI 101-150	RPI 150+				
3- 13	0- 0	0- 1	OVERALL	0- 0	1- 5	2- 7				
1- 6	0- 0	0- 0	HOME	0- 0	0- 4	1- 2				
2- 6	0- 0	0- 1	AWAY	0- 0	1- 0	1- 5				
0- 1	0- 0	0- 0	NEUTRAL	0- 0	0- 1	0- 0				
2- 7	0- 0	0- 1	NON-CONFERENCE	0- 0	0- 2	2- 4				
1- 2	0- 0	0- 0	HOME	0- 0	0- 1	1- 1				
1- 4	0- 0	0- 1	AWAY	0- 0	0- 0	1- 3				
0- 1	0- 0	0- 0	NEUTRAL	0- 0	0- 1	0- 0				
1- 6	0- 0	0- 0	CONFERENCE	0- 0	1- 3	0- 3				
0- 4	0- 0	0- 0	HOME	0- 0	0- 3	0- 1				
1- 2	0- 0	0- 0	AWAY	0- 0	1- 0	0- 2				
0- 0	0- 0	0- 0	NEUTRAL	0- 0	0- 0	0- 0				

RPI 1-25				RPI 26-50				RPI 51-100				RPI 101+ Team's RPI: 303			
RPI	S	Opponent	Score	RPI	S	Opponent	Score	RPI	S	Opponent	Score	RPI	S	Opponent	Score
				40	A	Utah	56 77					107	A	Northern Colo.	55 54
												120	H	Idaho St.	57 70
												127	N	VCU	36 64
												128	H	Portland	73 89
												131	H	Idaho	74 79
												141	H	Portland St.	59 77
												160	A	Pepperdine	47 68
												177	H	Eastern Wash.	58 64
												185	H	UC Riverside	39 71
												209	A	Southern Utah	79 84
												217	A	Utah Valley	59 65
												253	A	UTSA	59 66
												255	A	Northern Ariz.	64 74
												265	H	UTEP	68 63
												315	A	Incarname Word	72 64
<hr/>															
LAST 12 Division I GAMES:															
				107	A	Northern Colo.	55 54	120	H	Idaho St.	57 70				
				141	H	Portland St.	59 77	209	A	Southern Utah	79 84				
				217	A	Utah Valley	59 65	255	A	Northern Ariz.	64 74				
				40	A	Utah	56 77	131	H	Idaho	74 79				
				160	A	Pepperdine	47 68	177	H	Eastern Wash.	58 64				
				265	H	UTEP	68 63	185	H	UC Riverside	39 71				

Non-Div I Games: La Verne 105 43

Weber St.



Average RPI	Win:	211	WON-LOST	WINNING	LAST 10	STRENGTH OF	OPP. STRENGTH	TEAM	ADJ.	CONF.	ADJ CONF.
Average RPI	Loss:	26	RECORD	PCT. RANK	GAMES	SCHEDULE	OF SCHEDULE	RPI	RPI	RPI	RPI
DIV. I ONLY		12- 5	67	7-3	172	33	102	102	3	3	
DIV. I NON-CONF.		9- 2	43	1- 0	334	104	183	183	3	3	
-----											
TOTALS	RPI 1-25		RPI 26-50		W-L RECORDS		RPI 51-100		RPI 101-150		RPI 150+
12- 5	1- 3		0- 1		OVERALL		2- 1		2- 0		7- 0
9- 2	1- 1		0- 1		HOME		1- 0		1- 0		6- 0
2- 2	0- 1		0- 0		AWAY		1- 1		1- 0		0- 0
1- 1	0- 1		0- 0		NEUTRAL		0- 0		0- 0		1- 0
9- 2	0- 1		0- 1		NON-CONFERENCE		1- 0		1- 0		7- 0
7- 1	0- 0		0- 1		HOME		0- 0		1- 0		6- 0
1- 0	0- 0		0- 0		AWAY		1- 0		0- 0		0- 0
1- 1	0- 1		0- 0		NEUTRAL		0- 0		0- 0		1- 0
3- 3	1- 2		0- 0		CONFERENCE		1- 1		1- 0		0- 0
2- 1	1- 1		0- 0		HOME		1- 0		0- 0		0- 0
1- 2	0- 1		0- 0		AWAY		0- 1		1- 0		0- 0
0- 0	0- 0		0- 0		NEUTRAL		0- 0		0- 0		0- 0

RPI	S	Opponent	Score	RPI	S	Opponent	Score	RPI	S	Opponent	Score	RPI	S	Opponent	Score	Team's RPI: 102
2	A	Baylor	47 79	32	H	Missouri	51 68	61	A	TCU	48 62	104	H	Towson	90 43	
12	N	Iowa	81 84					62	H	Oklahoma St.	67 58	137	A	Oklahoma	66 55	
13	H	Iowa St.	73 64					88	A	Pittsburgh	77 43	242	H	Niagara	84 32	
23	H	Texas	58 70									288	H	Bryant	94 48	
												301	H	Coppin St.	78 37	
												314	H	NJIT	95 50	
												324	H	Eastern Ky.	78 29	
												324	N	Eastern Ky.	81 39	
												329	H	Morgan St.	72 37	
-----																
LAST 12 Division I GAMES:																
324	N	Eastern Ky.	81 39	13	H	Iowa St.	73 64									
2	A	Baylor	47 79	137	A	Oklahoma	66 55									
104	H	Towson	90 43	62	H	Oklahoma St.	67 58									
329	H	Morgan St.	72 37	23	H	Texas	58 70									
324	H	Eastern Ky.	78 29	61	A	TCU	48 62									
88	A	Pittsburgh	77 43	242	H	Niagara	84 32									

Non-Div I Games:

West Virginia

Average RPI Win:	303	WON-LOST	WINNING	LAST 10	STRENGTH OF	OPP. STRENGTH	TEAM	ADJ.	CONF.	ADJ CONF.
Average RPI Loss:	200	RECORD	PCT. RANK	GAMES	SCHEDULE	OF SCHEDULE	RPI	RPI	RPI	RPI
DIV. I ONLY	2- 15	333	2-8	192	346	325	325	24	24	
DIV. I NON-CONF.	2- 11	316	0- 0	158	344	308	308	25	25	
-----										
TOTALS	RPI 1-25	RPI 26-50	W-L RECORDS	RPI 51-100	RPI 101-150	RPI 150+				
2- 15	0- 0	0- 2	OVERALL	0- 0	0- 1	2- 12				
1- 6	0- 0	0- 0	HOME	0- 0	0- 0	1- 6				
1- 8	0- 0	0- 2	AWAY	0- 0	0- 1	1- 5				
0- 1	0- 0	0- 0	NEUTRAL	0- 0	0- 0	0- 1				
2- 11	0- 0	0- 2	NON-CONFERENCE	0- 0	0- 1	2- 8				
1- 4	0- 0	0- 0	HOME	0- 0	0- 0	1- 4				
1- 6	0- 0	0- 2	AWAY	0- 0	0- 1	1- 3				
0- 1	0- 0	0- 0	NEUTRAL	0- 0	0- 0	0- 1				
0- 4	0- 0	0- 0	CONFERENCE	0- 0	0- 0	0- 4				
0- 2	0- 0	0- 0	HOME	0- 0	0- 0	0- 2				
0- 2	0- 0	0- 0	AWAY	0- 0	0- 0	0- 2				
0- 0	0- 0	0- 0	NEUTRAL	0- 0	0- 0	0- 0				

RPI	S	Opponent	Score	RPI	S	Opponent	Score	RPI	S	Opponent	Score	RPI	S	Opponent	Score
26	A	Kentucky	39 99	33	A	Georgia Tech	49 84					108	A	Tennessee Tech	58 77
												157	N	North Ala.	66 89
												179	H	Mercer	67 69
												194	A	UNC Asheville	49 74
												202	A	Coastal Caro.	59 77
												225	H	Samford	42 75
												234	H	Gardner-Webb	52 62
												243	H	Campbell	37 63
												245	A	Furman	55 65
												266	A	Winthrop	65 57
												267	H	N. C. A&T	51 69
												272	A	Wofford	65 91
												300	H	South Carolina St.	39 54
												314	A	NJIT	71 79
												339	H	USC Upstate	68 64
-----															
LAST 12 Division I GAMES:															
225	H	Samford	42 75	245	A	Furman	55 65								
179	H	Mercer	67 69	272	A	Wofford	65 91								
339	H	USC Upstate	68 64	234	H	Gardner-Webb	52 62								
267	H	N. C. A&T	51 69	300	H	South Carolina St.	39 54								
157	N	North Ala.	66 89	266	A	Winthrop	65 57								
314	A	NJIT	71 79	26	A	Kentucky	39 99								

Non-Div I Games: Young Harris 63 54

Western Caro.

Average RPI Win:	261	WON-LOST	WINNING	LAST 10	STRENGTH OF	OPP. STRENGTH	TEAM	ADJ.	CONF.	ADJ CONF.
Average RPI Loss:	133	RECORD	PCT. RANK	GAMES	SCHEDULE	OF SCHEDULE	RPI	RPI	RPI	RPI
DIV. I ONLY	6- 12	253	5-5	168	197	235	235	18	18	
DIV. I NON-CONF.	2- 9	297	0- 0	72	173	245	245	16	16	
-----										
TOTALS	RPI 1-25	RPI 26-50	W-L RECORDS	RPI 51-100	RPI 101-150	RPI 150+				
6- 12	0- 3	0- 2	OVERALL	0- 1	1- 0	5- 6				
4- 3	0- 2	0- 1	HOME	0- 0	1- 0	3- 0				
1- 6	0- 1	0- 1	AWAY	0- 0	0- 0	1- 4				
1- 3	0- 0	0- 0	NEUTRAL	0- 1	0- 0	1- 2				
2- 9	0- 2	0- 2	NON-CONFERENCE	0- 1	0- 0	2- 4				
1- 2	0- 1	0- 1	HOME	0- 0	0- 0	1- 0				
0- 4	0- 1	0- 1	AWAY	0- 0	0- 0	0- 2				
1- 3	0- 0	0- 0	NEUTRAL	0- 1	0- 0	1- 2				
4- 3	0- 1	0- 0	CONFERENCE	0- 0	1- 0	3- 2				
3- 1	0- 1	0- 0	HOME	0- 0	1- 0	2- 0				
1- 2	0- 0	0- 0	AWAY	0- 0	0- 0	1- 2				
0- 0	0- 0	0- 0	NEUTRAL	0- 0	0- 0	0- 0				

RPI 1-25				RPI 26-50				RPI 51-100				RPI 101+ Team's RPI: 235			
RPI	S	Opponent	Score	RPI	S	Opponent	Score	RPI	S	Opponent	Score	RPI	S	Opponent	Score
11	H	Drake	71 98	32	H	Missouri	64 89	94	N	Northern Ill.	61 86	149	H	Denver	87 78
20	A	Butler	51 92	34	A	Purdue	60 81					168	A	Oral Roberts	64 68
25	H	South Dakota St.	84 93									171	A	Bradley	68 82
												218	A	Southeast Mo. St.	71 81
												218	A	North Dakota	92 80
												245	N	Furman	85 78
												249	N	Eastern Ill.	62 64
												265	N	UTEP	72 84
												302	H	Omaha	78 70
												310	A	North Dakota St.	60 68
												312	H	Austin Peay	77 72
												338	H	Purdue Fort Wayne	73 59
-----															
LAST 12 Division I GAMES:															
338	H	Purdue Fort Wayne	73 59	218	A	North Dakota	92 80								
302	H	Omaha	78 70	310	A	North Dakota St.	60 68								
265	N	UTEP	72 84	168	A	Oral Roberts	64 68								
94	N	Northern Ill.	61 86	149	H	Denver	87 78								
249	N	Eastern Ill.	62 64	25	H	South Dakota St.	84 93								
171	A	Bradley	68 82	245	N	Furman	85 78								

Non-Div I Games: MacMurray 136 39 William Woods 81 73

Western III.

Loss, 
Non-Conf, 
S Site, 
H Home
A Away 
N Neutral

Average RPI Win:	210	WON-LOST	WINNING	LAST 10	STRENGTH OF	OPP. STRENGTH	TEAM	ADJ.	CONF.	ADJ CONF.
Average RPI Loss:	52	RECORD	PCT. RANK	GAMES	SCHEDULE	OF SCHEDULE	RPI	RPI	RPI	RPI
DIV. I ONLY	9- 8	150	8-2	76	16	110	110	16	16	
DIV. I NON-CONF.	4- 8	241	0- 1	36	3	138	138	19	19	
-----										
TOTALS	RPI 1-25	RPI 26-50	W-L RECORDS	RPI 51-100	RPI 101-150	RPI 150+				
9- 8	0- 5	0- 1	OVERALL	2- 0	0- 1	7- 1				
5- 3	0- 2	0- 0	HOME	1- 0	0- 0	4- 1				
3- 3	0- 2	0- 0	AWAY	1- 0	0- 1	2- 0				
1- 2	0- 1	0- 1	NEUTRAL	0- 0	0- 0	1- 0				
4- 8	0- 5	0- 1	NON-CONFERENCE	1- 0	0- 1	3- 1				
2- 3	0- 2	0- 0	HOME	0- 0	0- 0	2- 1				
1- 3	0- 2	0- 0	AWAY	1- 0	0- 1	0- 0				
1- 2	0- 1	0- 1	NEUTRAL	0- 0	0- 0	1- 0				
5- 0	0- 0	0- 0	CONFERENCE	1- 0	0- 0	4- 0				
3- 0	0- 0	0- 0	HOME	1- 0	0- 0	2- 0				
2- 0	0- 0	0- 0	AWAY	0- 0	0- 0	2- 0				
0- 0	0- 0	0- 0	NEUTRAL	0- 0	0- 0	0- 0				

RPI 1-25				RPI 26-50				RPI 51-100				RPI 101+ Team's RPI: 110			
RPI	S	Opponent	Score	RPI	S	Opponent	Score	RPI	S	Opponent	Score	RPI	S	Opponent	Score
1	A	Notre Dame	53 94	42	N	Oregon St.	60 74	55	H	Old Domini on	75 60	137	A	Oklahoma	83 90
5	H	Louisville	80 102					100	A	Little Rock	68 56	166	H	Southern Ill.	83 76
10	N	Gonzaga	55 76									167	H	Charlotte	76 58
12	H	Iowa	67 104									188	H	Ball St.	83 86
18	A	Central Mich.	90 108									236	N	ETSU	82 68
-----															
LAST 12 Division I GAMES:															
10	N	Gonzaga	55 76	290	A	Fla. Atlantic	81 50	311	A	FIU	94 82	237	H	Marshall	85 55
236	N	ETSU	82 68	55	H	Old Domini on	75 60	167	H	Charlotte	76 58	1	A	Notre Dame	53 94
188	H	Ball St.	83 86	42	N	Oregon St.	60 74								
100	A	Little Rock	68 56												
329	H	Morgan St.	90 43												

Non-Div I Games: Union (TN) 77 65 Bel larmi ne 95 57

Western Ky.

Loss, Non-Conf, S Site, H Home A Away N Neutral

Average RPI Win: 309

Average RPI Loss: 152

WON-LOST  
RECORDWINNING  
PCT. RANKLAST 10  
GAMESSTRENGTH OF  
SCHEDULEOPP. STRENGTH  
OF SCHEDULETEAM  
RPIADJ.  
RPICONF.  
RPIADJ CONF.  
RPI

DIV. I ONLY	6- 9	225	5-5	321	245	293	293	8	8
DIV. I NON-CONF.	5- 5	162	0- 0	349	267	331	331	8	8
-----									
TOTALS	RPI 1-25	RPI 26-50	W-L RECORDS	RPI 51-100	RPI 101-150	RPI 150+			
6- 9	0- 0	0- 1	OVERALL	0- 2	0- 0	6- 6			
2- 6	0- 0	0- 1	HOME	0- 2	0- 0	2- 3			
3- 2	0- 0	0- 0	AWAY	0- 0	0- 0	3- 2			
1- 1	0- 0	0- 0	NEUTRAL	0- 0	0- 0	1- 1			
5- 5	0- 0	0- 0	NON-CONFERENCE	0- 1	0- 0	5- 4			
2- 3	0- 0	0- 0	HOME	0- 1	0- 0	2- 2			
2- 1	0- 0	0- 0	AWAY	0- 0	0- 0	2- 1			
1- 1	0- 0	0- 0	NEUTRAL	0- 0	0- 0	1- 1			
1- 4	0- 0	0- 1	CONFERENCE	0- 1	0- 0	1- 2			
0- 3	0- 0	0- 1	HOME	0- 1	0- 0	0- 1			
1- 1	0- 0	0- 0	AWAY	0- 0	0- 0	1- 1			
0- 0	0- 0	0- 0	NEUTRAL	0- 0	0- 0	0- 0			

RPI 1-25				RPI 26-50				RPI 51-100				RPI 101+ Team's RPI: 293			
RPI	S	Opponent	Score	RPI	S	Opponent	Score	RPI	S	Opponent	Score	RPI	S	Opponent	Score
				35	H	Buffal o	59 61	65	H	Mi chi gan	42 79	178	H	New Mexico St.	54 66
								95	H	Tol edo	57 80	180	H	Akron	59 72
												184	A	Eastern Mi ch.	61 64
												195	A	Ole Miss	66 69
												218	N	North Dakota	50 62
												220	H	Loyol a Chi cago	53 64
												228	A	Bowl ing Green	84 82
												290	A	Fla. Atlantic	69 59
												324	H	Eastern Ky.	64 53
												328	A	Detroi t Mercy	54 44
												338	H	Purdue Fort Wayne	69 61
												346	N	Fl ori da A&M	69 50
LAST 12 Division I GAMES:															
				35	H	Buffal o	59 61	184	A	Eastern Mi ch.	61 64				
				95	H	Tol edo	57 80	180	H	Akron	59 72				
				328	A	Detroi t Mercy	54 44	228	A	Bowl ing Green	84 82				
				220	H	Loyol a Chi cago	53 64	346	N	Fl ori da A&M	69 50				
				324	H	Eastern Ky.	64 53	218	N	North Dakota	50 62				
				195	A	Ole Miss	66 69	290	A	Fla. Atlantic	69 59				

Non-Div I Games: Saginaw Valley 75 51

Western Mich.

■ Loss, 
 ■ Non-Conf, 
 ■ S Site, 
 ■ Home 
 ■ Away 
 N Neutral

Average RPI Win:	232	WON-LOST	WINNING	LAST 10	STRENGTH OF	OPP. STRENGTH	TEAM	ADJ.	CONF.	ADJ CONF.
Average RPI Loss:	126	RECORD	PCT. RANK	GAMES	SCHEDULE	OF SCHEDULE	RPI	RPI	RPI	RPI
DIV. I ONLY	7- 11	233	2-8	216	156	274	274	9	9	
DIV. I NON-CONF.	7- 6	153	0- 1	209	162	234	234	9	9	
-----										
TOTALS	RPI 1-25	RPI 26-50	W-L RECORDS	RPI 51-100	RPI 101-150	RPI 150+				
7- 11	0- 1	0- 0	OVERALL	1- 4	1- 3	5- 3				
7- 5	0- 0	0- 0	HOME	1- 2	1- 2	5- 1				
0- 3	0- 0	0- 0	AWAY	0- 0	0- 1	0- 2				
0- 3	0- 1	0- 0	NEUTRAL	0- 2	0- 0	0- 0				
7- 6	0- 1	0- 0	NON-CONFERENCE	1- 4	1- 1	5- 0				
7- 3	0- 0	0- 0	HOME	1- 2	1- 1	5- 0				
0- 0	0- 0	0- 0	AWAY	0- 0	0- 0	0- 0				
0- 3	0- 1	0- 0	NEUTRAL	0- 2	0- 0	0- 0				
0- 5	0- 0	0- 0	CONFERENCE	0- 0	0- 2	0- 3				
0- 2	0- 0	0- 0	HOME	0- 0	0- 1	0- 1				
0- 3	0- 0	0- 0	AWAY	0- 0	0- 1	0- 2				
0- 0	0- 0	0- 0	NEUTRAL	0- 0	0- 0	0- 0				

RPI 1-25				RPI 26-50				RPI 51-100				RPI 101+ Team's RPI: 274			
RPI	S	Opponent	Score	RPI	S	Opponent	Score	RPI	S	Opponent	Score	RPI	S	Opponent	Score
24	N	South Dakota	64 <b>73</b>					62	H	Oklahoma St.	47 <b>60</b>	108	H	Tennessee Tech	45 <b>55</b>
								67	H	Creighton	71 <b>83</b>	117	H	Houston	58 <b>66</b>
								80	N	Northwestern	43 <b>65</b>	135	A	Tulsa	49 <b>63</b>
								92	H	Missouri St.	63 60	136	H	Louisiana Tech	70 56
								93	N	Washington St.	59 <b>85</b>	169	H	Grambling	70 61
												215	H	Sam Houston St.	63 55
												221	A	East Carolina	56 <b>78</b>
												222	A	SMU	50 <b>78</b>
												254	H	Memphis	50 <b>71</b>
												323	H	Houston Baptist	68 50
												342	H	Savannah St.	66 50
												349	H	Ark.-Pine Bluff	76 39
-----															
LAST 12 Division I GAMES:															
				93	N	Washington St.	59 <b>85</b>	222	A	SMU	50 <b>78</b>				
				117	H	Houston	58 <b>66</b>	254	H	Memphis	50 <b>71</b>				
				169	H	Grambling	70 61	221	A	East Carolina	56 <b>78</b>				
				67	H	Creighton	71 <b>83</b>	135	A	Tulsa	49 <b>63</b>				
				108	H	Tennessee Tech	45 <b>55</b>	342	H	Savannah St.	66 50				
				62	H	Oklahoma St.	47 <b>60</b>	80	N	Northwestern	43 <b>65</b>				

Non-Div I Games:

Wichita St.

Average RPI Win:	239	WON-LOST	WINNING	LAST 10	STRENGTH OF	OPP. STRENGTH	TEAM	ADJ.	CONF.	ADJ CONF.
Average RPI Loss:	129	RECORD	PCT. RANK	GAMES	SCHEDULE	OF SCHEDULE	RPI	RPI	RPI	RPI
DIV. I ONLY	10- 6	104	7-3	219	233	155	155	10	10	
DIV. I NON-CONF.	7- 4	109	0- 0	237	270	144	144	13	13	
-----										
TOTALS	RPI 1-25	RPI 26-50	W-L RECORDS	RPI 51-100	RPI 101-150	RPI 150+				
10- 6	0- 0	0- 0	OVERALL	0- 3	1- 2	9- 1				
6- 2	0- 0	0- 0	HOME	0- 0	1- 1	5- 1				
4- 4	0- 0	0- 0	AWAY	0- 3	0- 1	4- 0				
0- 0	0- 0	0- 0	NEUTRAL	0- 0	0- 0	0- 0				
7- 4	0- 0	0- 0	NON-CONFERENCE	0- 2	0- 2	7- 0				
4- 1	0- 0	0- 0	HOME	0- 0	0- 1	4- 0				
3- 3	0- 0	0- 0	AWAY	0- 2	0- 1	3- 0				
0- 0	0- 0	0- 0	NEUTRAL	0- 0	0- 0	0- 0				
3- 2	0- 0	0- 0	CONFERENCE	0- 1	1- 0	2- 1				
2- 1	0- 0	0- 0	HOME	0- 0	1- 0	1- 1				
1- 1	0- 0	0- 0	AWAY	0- 1	0- 0	1- 0				
0- 0	0- 0	0- 0	NEUTRAL	0- 0	0- 0	0- 0				

RPI 1-25				RPI 26-50				RPI 51-100				RPI 101+ Team's RPI: 155			
RPI	S	Opponent	Score	RPI	S	Opponent	Score	RPI	S	Opponent	Score	RPI	S	Opponent	Score
								53	A	Northeastern	74 88	115	H	UNCW	70 64
								55	A	Old Dominion	69 83	127	H	VCU	55 72
								96	A	Hartford	45 50	148	A	Davidsen	65 76
												190	H	Elon	65 60
												197	H	George Washington	73 59
												221	H	East Carolina	63 43
												223	H	Howard	88 75
												263	A	Hofstra	60 55
												273	A	Norfolk St.	55 44
												283	H	Richmond	65 55
												294	H	Col. of Charleston	54 66
												308	A	Loyola Maryland	65 49
												313	A	Fairfield	60 54
LAST 12 Division I GAMES:															
190	H	Elon	65 60	115	H	UNCW	70 64								
294	H	Col. of Charleston	54 66	53	A	Northeastern	74 88								
283	H	Richmond	65 55	263	A	Hofstra	60 55								
313	A	Fairfield	60 54	197	H	George Washington	73 59								
96	A	Hartford	45 50	273	A	Norfolk St.	55 44								
221	H	East Carolina	63 43	55	A	Old Dominion	69 83								

Non-Div I Games:

William &amp; Mary

Average RPI Win:	286	WON-LOST	WINNING	LAST 10	STRENGTH OF	OPP. STRENGTH	TEAM	ADJ.	CONF.	ADJ CONF.
Average RPI Loss:	211	RECORD	PCT. RANK	GAMES	SCHEDULE	OF SCHEDULE	RPI	RPI	RPI	RPI
DIV. I ONLY	8- 8	163	6-4	336	336	266	266	28	28	
DIV. I NON-CONF.	4- 6	212	0- 0	320	321	273	273	29	29	
-----										
TOTALS	RPI 1-25	RPI 26-50	W-L RECORDS	RPI 51-100	RPI 101-150	RPI 150+				
8- 8	0- 0	0- 0	OVERALL	0- 1	0- 2	8- 5				
4- 2	0- 0	0- 0	HOME	0- 0	0- 0	4- 2				
4- 6	0- 0	0- 0	AWAY	0- 1	0- 2	4- 3				
0- 0	0- 0	0- 0	NEUTRAL	0- 0	0- 0	0- 0				
4- 6	0- 0	0- 0	NON-CONFERENCE	0- 1	0- 1	4- 4				
2- 1	0- 0	0- 0	HOME	0- 0	0- 0	2- 1				
2- 5	0- 0	0- 0	AWAY	0- 1	0- 1	2- 3				
0- 0	0- 0	0- 0	NEUTRAL	0- 0	0- 0	0- 0				
4- 2	0- 0	0- 0	CONFERENCE	0- 0	0- 1	4- 1				
2- 1	0- 0	0- 0	HOME	0- 0	0- 0	2- 1				
2- 1	0- 0	0- 0	AWAY	0- 0	0- 1	2- 0				
0- 0	0- 0	0- 0	NEUTRAL	0- 0	0- 0	0- 0				

RPI 1-25				RPI 26-50				RPI 51-100				RPI 101+ Team's RPI : 266					
RPI	S	Opponent	Score	RPI	S	Opponent	Score	RPI	S	Opponent	Score	RPI	S	Opponent	Score		
								58	A	James Madison	39	56	118	A	Georgia	39	85
												138	A	Radford	49	70	
												161	A	Wisconsin	41	76	
												190	H	Elon	58	57	
												234	A	Gardner-Webb	64	62	
												243	A	Campbell	59	46	
												272	A	Wofford	53	70	
												279	A	Ga. Southern	55	64	
												294	A	Col. of Charleston	71	64	
												300	A	South Carolina St.	58	50	
												325	H	Western Caro.	57	65	
												334	H	Charleston So.	57	52	
												339	H	USC Upstate	50	76	
												344	H	Longwood	77	69	
												348	H	N. C. Central	66	41	
-----																	
LAST 12 Division I GAMES:																	
234	A	Gardner-Webb	64	62	138	A	Radford	49	70								
243	A	Campbell	59	46	339	H	USC Upstate	50	76								
190	H	Elon	58	57	334	H	Charleston So.	57	52								
300	A	South Carolina St.	58	50	344	H	Longwood	77	69								
294	A	Col. of Charleston	71	64	325	H	Western Caro.	57	65								
58	A	James Madison	39	56	279	A	Ga. Southern	55	64								

Non-Div I Games: Newberry 63 67

Winthrop



W  
i  
s  
c  
o  
n  
s  
i  
n

Wisconsin				Through Games Of Jan. 20, 2019							
Average RPI	Win:	226	WON-LOST	WINNING	LAST 10	STRENGTH OF	OPP. STRENGTH	TEAM	ADJ.	CONF.	ADJ CONF.
Average RPI	Loss:	70	RECORD	PCT. RANK	GAMES	SCHEDULE	OF SCHEDULE	RPI	RPI	RPI	RPI
DIV. I ONLY			10- 9	158	3-7	142	102	161	161	4	4
DIV. I NON-CONF.			9- 3	61	0- 0	293	200	162	162	5	5
-----											
TOTALS	RPI 1-25			RPI 26-50		W-L RECORDS	RPI 51-100	RPI 101-150		RPI 150+	
10- 9	0- 1			1- 2		OVERALL	1- 3	0- 3		8- 0	
7- 3	0- 0			1- 1		HOME	0- 1	0- 1		6- 0	
1- 5	0- 1			0- 1		AWAY	0- 1	0- 2		1- 0	
2- 1	0- 0			0- 0		NEUTRAL	1- 1	0- 0		1- 0	
9- 3	0- 0			0- 1		NON-CONFERENCE	1- 2	0- 0		8- 0	
6- 1	0- 0			0- 0		HOME	0- 1	0- 0		6- 0	
1- 1	0- 0			0- 1		AWAY	0- 0	0- 0		1- 0	
2- 1	0- 0			0- 0		NEUTRAL	1- 1	0- 0		1- 0	
1- 6	0- 1			1- 1		CONFERENCE	0- 1	0- 3		0- 0	
1- 2	0- 0			1- 1		HOME	0- 0	0- 1		0- 0	
0- 4	0- 1			0- 0		AWAY	0- 1	0- 2		0- 0	
0- 0	0- 0			0- 0		NEUTRAL	0- 0	0- 0		0- 0	

RPI 1-25				RPI 26-50				RPI 51-100				RPI 101+ Team's RPI: 161			
RPI	S	Opponent	Score	RPI	S	Opponent	Score	RPI	S	Opponent	Score	RPI	S	Opponent	Score
12	A	Iowa	53 71	29	H	Indiana	68 75	51	H	Duke	53 60	113	A	Penn St.	64 71
				34	H	Purdue	76 69	63	N	Arkansas	68 69	116	A	Minnesota	56 74
				50	A	Green Bay	46 55	80	A	Northwestern	46 72	116	H	Minnesota	50 78
								88	N	Pittsburgh	57 42	151	H	IUPUI	65 64
												186	A	Illwaukee	68 57
												237	H	Marshall	67 49
												266	H	Winthrop	76 41
												305	N	Tennessee St.	58 53
												310	H	North Dakota St.	64 53
												341	H	Chicago St.	85 38
												343	H	Evansville	96 60
-----															
LAST 12 Division I GAMES:															
80	A	Northwestern	46 72	29	H	Indiana	68 75	12	A	Iowa	53 71	113	A	Penn St.	64 71
116	H	Minnesota	50 78	34	H	Chicago St.	85 38	34	H	Purdue	76 69	116	A	Minnesota	56 74
50	A	Green Bay	46 55	51	H	Duke	53 60	80	A	Northwestern	46 72	151	H	IUPUI	65 64
237	H	Marshall	67 49					63	N	Arkansas	68 69	186	A	Illwaukee	68 57
51	H	Duke	53 60					88	N	Pittsburgh	57 42	237	H	Marshall	67 49

Non-Div I Games:

Wisconsin

W  
i  
s  
c  
o  
n  
s  
i  
n

Average RPI Win:	295	WON-LOST	WINNING	LAST 10	STRENGTH OF	OPP. STRENGTH	TEAM	ADJ.	CONF.	ADJ CONF.
Average RPI Loss:	176	RECORD	PCT. RANK	GAMES	SCHEDULE	OF SCHEDULE	RPI	RPI	RPI	RPI
DIV. I ONLY	7- 9	204	5-5	340	199	272	272	24	24	
DIV. I NON-CONF.	5- 7	206	0- 0	308	260	246	246	25	25	
-----										
TOTALS	RPI 1-25	RPI 26-50	W-L RECORDS	RPI 51-100	RPI 101-150	RPI 150+				
7- 9	0- 0	0- 2	OVERALL	0- 0	0- 2	7- 5				
5- 0	0- 0	0- 0	HOME	0- 0	0- 0	5- 0				
2- 9	0- 0	0- 2	AWAY	0- 0	0- 2	2- 5				
0- 0	0- 0	0- 0	NEUTRAL	0- 0	0- 0	0- 0				
5- 7	0- 0	0- 2	NON-CONFERENCE	0- 0	0- 1	5- 4				
3- 0	0- 0	0- 0	HOME	0- 0	0- 0	3- 0				
2- 7	0- 0	0- 2	AWAY	0- 0	0- 1	2- 4				
0- 0	0- 0	0- 0	NEUTRAL	0- 0	0- 0	0- 0				
2- 2	0- 0	0- 0	CONFERENCE	0- 0	0- 1	2- 1				
2- 0	0- 0	0- 0	HOME	0- 0	0- 0	2- 0				
0- 2	0- 0	0- 0	AWAY	0- 0	0- 1	0- 1				
0- 0	0- 0	0- 0	NEUTRAL	0- 0	0- 0	0- 0				

RPI 1-25				RPI 26-50				RPI 51-100				RPI 101+ Team's RPI: 272			
RPI	S	Opponent	Score	RPI	S	Opponent	Score	RPI	S	Opponent	Score	RPI	S	Opponent	Score
				33	A	Georgi a Tech	40 81					109	A	Appalachian St.	70 94
				37	A	Cl emson	77 85					130	A	Chattanooga	82 89
												167	A	Charlotte	63 85
												194	A	UNC Asheville	46 60
												234	H	Gardner-Webb	59 53
												236	A	ETSU	79 92
												266	H	Winthrop	70 53
												279	A	Ga. Southern	81 65
												294	H	Col. of Charleston	78 58
												320	H	UNC Greensboro	93 66
												325	H	Western Caro.	91 65
												327	A	Presbyteri an	50 61
												344	A	Longwood	101 72
												348	A	N. C. Central	59 66
LAST 12 Division I GAMES:															
236	A	ETSU	79 92	320	H	UNC Greensboro	93 66								
130	A	Chattanooga	82 89	325	H	Western Caro.	91 65								
234	H	Gardner-Webb	59 53	33	A	Georgi a Tech	40 81								
194	A	UNC Asheville	46 60	109	A	Appalachian St.	70 94								
266	H	Winthrop	70 53	348	A	N. C. Central	59 66								
294	H	Col. of Charleston	78 58	344	A	Longwood	101 72								

Non-Div I Games: Warren Wilson 107 30 Southern Wesleyan 110 47 Brevard 106 52

Wofford

Average RPI Win:	205	WON-LOST	WINNING	LAST 10	STRENGTH OF	OPP. STRENGTH	TEAM	ADJ.	CONF.	ADJ CONF.
Average RPI Loss:	129	RECORD	PCT. RANK	GAMES	SCHEDULE	OF SCHEDULE	RPI	RPI	RPI	RPI
DIV. I ONLY	13- 5	56	8-2	199	192	82	82	20	20	
DIV. I NON-CONF.	7- 4	109	0- 0	155	194	92	92	18	18	
-----										
TOTALS	RPI 1-25	RPI 26-50	W-L RECORDS	RPI 51-100	RPI 101-150	RPI 150+				
13- 5	0- 0	1- 1	OVERALL	1- 1	2- 1	9- 2				
3- 1	0- 0	1- 0	HOME	1- 1	0- 0	1- 0				
6- 4	0- 0	0- 1	AWAY	0- 0	0- 1	6- 2				
4- 0	0- 0	0- 0	NEUTRAL	0- 0	2- 0	2- 0				
7- 4	0- 0	0- 1	NON-CONFERENCE	1- 1	2- 0	4- 2				
1- 1	0- 0	0- 0	HOME	1- 1	0- 0	0- 0				
2- 3	0- 0	0- 1	AWAY	0- 0	0- 0	2- 2				
4- 0	0- 0	0- 0	NEUTRAL	0- 0	2- 0	2- 0				
6- 1	0- 0	1- 0	CONFERENCE	0- 0	0- 1	5- 0				
2- 0	0- 0	1- 0	HOME	0- 0	0- 0	1- 0				
4- 1	0- 0	0- 0	AWAY	0- 0	0- 1	4- 0				
0- 0	0- 0	0- 0	NEUTRAL	0- 0	0- 0	0- 0				

RPI S Opponent	RPI S Opponent	RPI S Opponent	Team's RPI: 82	RPI S Opponent
RPI 1-25	RPI 26-50	RPI 51-100		RPI 101+
Score	Score	Score		Score
28 A Michigan St. 68 84	73 H Belmont 63 79	106 A Youngstown St. 68 83		
50 H Green Bay 85 67	76 H Kent St. 61 55	123 N Drexel 71 63		
		126 N Marist 76 60		
		151 A IUPUI 78 75		
		167 A Charlotte 85 88		
		186 H Milwaukee 61 57		
		226 A UNLV 68 52		
		244 N Stetson 57 44		
		263 N Hofstra 93 64		
		268 A Cleveland St. 70 65		
		271 A CSU Bakersfield 74 76		
		280 A Northern Ky. 61 55		
		335 A UIC 79 46		
		340 A Manhattan 60 44		
LAST 12 Division I GAMES:				
268 A Cleveland St. 70 65	280 A Northern Ky. 61 55			
106 A Youngstown St. 68 83	186 H Milwaukee 61 57			
340 A Manhattan 60 44	50 H Green Bay 85 67			
123 N Drexel 71 63	335 A UIC 79 46			
76 H Kent St. 61 55	151 A IUPUI 78 75			
126 N Marist 76 60	167 A Charlotte 85 88			

Non-Div I Games: Kentucky St. 83 53

Wright St.

Average RPI Loss: 72

DIV. I ONLY	7- 5	130	6-4	36	123	78	78	13	13
DIV. I NON-CONF.	5- 2	82	0- 0	35	72	26	26	11	11
TOTALS	RPI 1-25	RPI 26-50	W-L RECORDS	RPI 51-100	RPI 101-150	RPI 150+			
7- 5	1- 0	0- 2	OVERALL	0- 2	2- 1	4- 0			
6- 1	1- 0	0- 1	HOME	0- 0	2- 0	3- 0			
0- 4	0- 0	0- 1	AWAY	0- 2	0- 1	0- 0			
1- 0	0- 0	0- 0	NEUTRAL	0- 0	0- 0	1- 0			
5- 2	1- 0	0- 1	NON-CONFERENCE	0- 1	2- 0	2- 0			
4- 0	1- 0	0- 0	HOME	0- 0	2- 0	1- 0			
0- 2	0- 0	0- 1	AWAY	0- 1	0- 0	0- 0			
1- 0	0- 0	0- 0	NEUTRAL	0- 0	0- 0	1- 0			
2- 3	0- 0	0- 1	CONFERENCE	0- 1	0- 1	2- 0			
2- 1	0- 0	0- 1	HOME	0- 0	0- 0	2- 0			
0- 2	0- 0	0- 0	AWAY	0- 1	0- 1	0- 0			
0- 0	0- 0	0- 0	NEUTRAL	0- 0	0- 0	0- 0			

RPI 1-25				RPI 26-50				RPI 51-100				RPI 101+			
RPI	S	Opponent	Score	RPI	S	Opponent	Score	RPI	S	Opponent	Score	RPI	S	Opponent	Score
25	H	South Dakota St.	77 70	41	H	New Mexico	75 78	60	A	Boise St.	64 72	131	H	Idaho	64 61
				46	A	Saint Mary's (CA)	84 90	64	A	Pacific	64 70	149	H	Denver	78 74
												150	A	Utah St.	42 50
												153	H	Montana St.	66 58
												189	N	North Texas	53 49
												205	H	San Diego St.	87 45
												226	H	UNLV	90 62
LAST 12 Division I Games:															
				41	H	New Mexico	75 78	205	H	San Diego St.	87 45				
				150	A	Utah St.	42 50	226	H	UNLV	90 62				
				153	H	Montana St.	66 58	60	A	Boise St.	64 72				
				64	A	Pacific	64 70	25	H	South Dakota St.	77 70				
				189	N	North Texas	53 49	131	H	Idaho	64 61				
				46	A	Saint Mary's (CA)	84 90	149	H	Denver	78 74				

Wyoming

Average RPI Win:	220	WON-LOST	WINNING	LAST 10	STRENGTH OF	OPP. STRENGTH	TEAM	ADJ.	CONF.	ADJ CONF.
Average RPI Loss:	82	RECORD	PCT. RANK	GAMES	SCHEDULE	OF SCHEDULE	RPI	RPI	RPI	RPI
DIV. I ONLY	10- 8	143	3-7	181	111	175	175	5	5	
DIV. I NON-CONF.	9- 2	43	0- 0	277	238	132	132	4	4	
-----										
TOTALS	RPI 1-25	RPI 26-50	W-L RECORDS	RPI 51-100	RPI 101-150	RPI 150+				
10- 8	0- 1	0- 0	OVERALL	1- 4	2- 3	7- 0				
9- 3	0- 1	0- 0	HOME	1- 0	1- 2	7- 0				
1- 5	0- 0	0- 0	AWAY	0- 4	1- 1	0- 0				
0- 0	0- 0	0- 0	NEUTRAL	0- 0	0- 0	0- 0				
9- 2	0- 0	0- 0	NON-CONFERENCE	0- 0	2- 2	7- 0				
8- 1	0- 0	0- 0	HOME	0- 0	1- 1	7- 0				
1- 1	0- 0	0- 0	AWAY	0- 0	1- 1	0- 0				
0- 0	0- 0	0- 0	NEUTRAL	0- 0	0- 0	0- 0				
1- 6	0- 1	0- 0	CONFERENCE	1- 4	0- 1	0- 0				
1- 2	0- 1	0- 0	HOME	1- 0	0- 1	0- 0				
0- 4	0- 0	0- 0	AWAY	0- 4	0- 0	0- 0				
0- 0	0- 0	0- 0	NEUTRAL	0- 0	0- 0	0- 0				

RPI 1-25				RPI 26-50				RPI 51-100				RPI 101+ Team's RPI: 175			
RPI	S	Opponent	Score	RPI	S	Opponent	Score	RPI	S	Opponent	Score	RPI	S	Opponent	Score
20	H	Butler	41 63					57	A	Villanova	71 75	105	H	St. John's (NY)	57 76
								67	A	Creighton	62 66	108	H	Tennessee Tech	70 60
								74	H	Seton Hall	63 62	114	A	Cincinnati	61 79
								84	A	Georgetown	61 68	116	H	Minnesota	53 78
								89	A	Providence	58 71	119	A	Wake Forest	62 50
												157	H	North Ala.	94 81
												228	H	Bowling Green	65 49
												229	H	Alabama St.	87 58
												286	H	New Orleans	61 45
												313	H	Fairfield	48 35
												341	H	Chicago St.	91 57
												347	H	Delaware St.	80 59
LAST 12 Division I GAMES:															
89	A	Providence	58 71	20	H	Butler	41 63	57	A	Villanova	71 75	105	H	St. John's (NY)	57 76
67	A	Creighton	62 66	74	H	Seton Hall	63 62	67	A	Creighton	62 66	108	H	Tennessee Tech	70 60
229	H	Alabama St.	87 58	105	H	St. John's (NY)	57 76	74	H	Seton Hall	63 62	114	A	Cincinnati	61 79
114	A	Cincinnati	61 79	57	A	Villanova	71 75	84	A	Georgetown	61 68	116	H	Minnesota	53 78
347	H	Delaware St.	80 59	84	A	Georgetown	61 68	89	A	Providence	58 71	119	A	Wake Forest	62 50
157	H	North Ala.	94 81	286	H	New Orleans	61 45					157	H	North Ala.	94 81

Non-Div I Games:

Xavier






































Y  
a  
l  
e

Y  
a  
l  
e

Yal e

Average RPI Win:	224	WON-LOST	WINNING	LAST 10	STRENGTH OF	OPP. STRENGTH	TEAM	ADJ.	CONF.	ADJ CONF.
Average RPI Loss:	95	RECORD	PCT. RANK	GAMES	SCHEDULE	OF SCHEDULE	RPI	RPI	RPI	RPI

DIV. I ONLY	11- 5	76	7-3	186	234	106	106	20	20
DIV. I NON-CONF.	6- 3	91	0- 0	99	248	75	75	18	18
TOTALS	RPI 1-25	RPI 26-50	W-L RECORDS	RPI 51-100	RPI 101-150	RPI 150+			
11- 5	0- 0	0- 1	OVERALL	2- 2	0- 1	9- 1			
7- 1	0- 0	0- 0	HOME	1- 0	0- 1	6- 0			
4- 4	0- 0	0- 1	AWAY	1- 2	0- 0	3- 1			
0- 0	0- 0	0- 0	NEUTRAL	0- 0	0- 0	0- 0			
6- 3	0- 0	0- 0	NON-CONFERENCE	1- 2	0- 1	5- 0			
4- 1	0- 0	0- 0	HOME	0- 0	0- 1	4- 0			
2- 2	0- 0	0- 0	AWAY	1- 2	0- 0	1- 0			
0- 0	0- 0	0- 0	NEUTRAL	0- 0	0- 0	0- 0			
5- 2	0- 0	0- 1	CONFERENCE	1- 0	0- 0	4- 1			
3- 0	0- 0	0- 0	HOME	1- 0	0- 0	2- 0			
2- 2	0- 0	0- 1	AWAY	0- 0	0- 0	2- 1			
0- 0	0- 0	0- 0	NEUTRAL	0- 0	0- 0	0- 0			

RPI 1-25	RPI 26-50	RPI 51-100	RPI 101+	Team's RPI: 106
RPI S Opponent Score	RPI S Opponent Score	RPI S Opponent Score	RPI S Opponent Score	
	50  Green Bay 42  60	52  Bucknell 68  73	112  Yale 56  58	
		76  Kent St. 34  62	151  IUPUI 70 52	
		82  Wright St. 83 68	180  Akron 72 61	
		88  Pittsburgh 64 55	186  Milwaukee 68  71	
			220  Loyola Chi cago 74 63	
			233  Saint Francis (PA) 80 56	
			257  Robert Morris 69 59	
			295  Canisius 62 36	
			297  Oakland 69 55	
			328  Detroit Mercy 85 59	
			335  UIC 81 29	
LAST 12 Division I GAMES:				
	82  Wright St. 83 68	186  Milwaukee 68  71		
	50  Green Bay 42  60	151  IUPUI 70 52		
	233  Saint Francis (PA) 80 56	335  UIC 81 29		
	295  Canisius 62 36	297  Oakland 69 55		
	180  Akron 72 61	328  Detroit Mercy 85 59		
	112  Yale 56  58	52  Bucknell 68  73		

Non-Div I Games: Thiel 76 53 Carlow 90 31

Youngstown St.