

Average RPI Win:	308	WON-LOST	WINNING	LAST 10	STRENGTH OF	OPP. STRENGTH	TEAM	ADJ.	CONF.	ADJ CONF.
Average RPI Loss:	179	RECORD	PCT. RANK	GAMES	SCHEDULE	OF SCHEDULE	RPI	RPI	RPI	RPI
DIV. I ONLY	6- 7	208	4- 4	309	344	268	268	27	27	
DIV. I NON-CONF.	3- 4	209	3- 1	272	348	264	264	26	26	

TOTALS	RPI 1-25	RPI 26-50	W-L RECORDS	RPI 51-100	RPI 101-999	RPI 201+				
6- 7	0- 0	0- 0	OVERALL	0- 1	6- 6	6- 2				
2- 3	0- 0	0- 0	HOME	0- 1	2- 2	2- 0				
2- 4	0- 0	0- 0	AWAY	0- 0	2- 1	2- 0				
2- 0	0- 0	0- 0	NEUTRAL	0- 0	2- 0	2- 0				
3- 4	0- 0	0- 0	NON-CONFERENCE	0- 0	3- 4	3- 2				
1- 1	0- 0	0- 0	HOME	0- 0	1- 1	1- 0				
0- 3	0- 0	0- 0	AWAY	0- 0	0- 3	0- 2				
2- 0	0- 0	0- 0	NEUTRAL	0- 0	2- 0	2- 0				
3- 3	0- 0	0- 0	CONFERENCE	0- 1	3- 2	3- 0				
1- 2	0- 0	0- 0	HOME	0- 1	1- 1	1- 0				
2- 1	0- 0	0- 0	AWAY	0- 0	2- 1	2- 0				
0- 0	0- 0	0- 0	NEUTRAL	0- 0	0- 0	0- 0				

RPI 1-25				RPI 26-50				RPI 51-100				RPI 101+				Team's RPI: 268
RPI	S	Opponent	Score	RPI	S	Opponent	Score	RPI	S	Opponent	Score	RPI	S	Opponent	Score	
								95	H	Central Ark.	50 58	128	H	Rice	56 67	
												131	A	UTEP	49 69	
												152	H	Lamar University	31 70	
												185	A	New Orleans	49 66	
												246	A	New Mexico St.	61 70	
												253	H	Nicholls St.	76 55	
												295	N	Prairie View	72 62	
												313	A	UTRGV	53 56	
												313	H	UTRGV	71 41	
												316	A	Northwestern St.	62 56	
												329	N	Florida A&M	58 55	
												339	A	Sam Houston St.	67 57	
LAST 12 Division I GAMES:																
253	H	Nicholls St.	76 55	128	H	Rice	56 67	313	H	UTRGV	71 41	329	N	Florida A&M	58 55	
185	A	New Orleans	49 66	313	H	UTRGV	71 41	295	N	Prairie View	72 62	246	A	New Mexico St.	61 70	
339	A	Sam Houston St.	67 57	329	N	Florida A&M	58 55	131	A	UTEP	49 69					
316	A	Northwestern St.	62 56													
152	H	Lamar University	31 70													
95	H	Central Ark.	50 58													

Non-Div I Games: Tex. A&M Int'l 53 34 St. Thomas Houston 72 42 McMurry 62 43 Texas Lutheran 87 56 A&M-Corpus Christi

Average RPI Win:	288	WON-LOST	WINNING	LAST 10	STRENGTH OF	OPP. STRENGTH	TEAM	ADJ.	CONF.	ADJ CONF.
Average RPI Loss:	131	RECORD	PCT. RANK	GAMES	SCHEDULE	OF SCHEDULE	RPI	RPI	RPI	RPI

DIV. I ONLY	8- 6	137	7- 3	308	287	229	229	27	27
DIV. I NON-CONF.	2- 4	239	1- 1	187	220	250	250	26	26
TOTALS	RPI 1-25	RPI 26-50	W-L RECORDS	RPI 51-100	RPI 101-999	RPI 201+			
8- 6	0- 0	0- 1	OVERALL	0- 2	8- 3	7- 2			
6- 1	0- 0	0- 1	HOME	0- 0	6- 0	5- 0			
1- 4	0- 0	0- 0	AWAY	0- 2	1- 2	1- 1			
1- 1	0- 0	0- 0	NEUTRAL	0- 0	1- 1	1- 1			
2- 4	0- 0	0- 1	NON-CONFERENCE	0- 1	2- 2	2- 2			
1- 1	0- 0	0- 1	HOME	0- 0	1- 0	1- 0			
0- 2	0- 0	0- 0	AWAY	0- 1	0- 1	0- 1			
1- 1	0- 0	0- 0	NEUTRAL	0- 0	1- 1	1- 1			
6- 2	0- 0	0- 0	CONFERENCE	0- 1	6- 1	5- 0			
5- 0	0- 0	0- 0	HOME	0- 0	5- 0	4- 0			
1- 2	0- 0	0- 0	AWAY	0- 1	1- 1	1- 0			
0- 0	0- 0	0- 0	NEUTRAL	0- 0	0- 0	0- 0			

RPI 1-25	RPI 26-50	RPI 51-100	RPI 101+	Team's RPI: 229
RPI S Opponent Score	RPI S Opponent Score	RPI S Opponent Score	RPI S Opponent Score	
	40 H FGCU 55 94	82 A Arkansas 65 79	135 A SFA 55 66	
		95 A Central Ark. 45 63	185 H New Orleans 80 70	
			212 A SMU 44 65	
			215 H Idaho 82 72	
			219 N Radford 65 71	
			294 A McNeese 80 75	
			297 H Southeastern La. 86 80	
			316 H Northwestern St. 80 41	
			323 N Old Dominion 74 60	
			335 H Houston Baptist 80 68	
			339 H Sam Houston St. 83 65	
LAST 12 Division I GAMES:				
	95 A Central Ark. 45 63	339 H Sam Houston St. 83 65		
	135 A SFA 55 66	185 H New Orleans 80 70		
	316 H Northwestern St. 80 41	323 N Old Dominion 74 60		
	335 H Houston Baptist 80 68	219 N Radford 65 71		
	297 H Southeastern La. 86 80	40 H FGCU 55 94		
	294 A McNeese 80 75	82 A Arkansas 65 79		

Non-Div I Games: Schreiner 97 48 Southwest (NM) 91 47 Howard Payne 88 46 Midwestern St. 88 67 Abilene Christian

Average RPI Win:	0	WON-LOST	WINNING	LAST 10	STRENGTH OF	OPP. STRENGTH	TEAM	ADJ.	CONF.	ADJ CONF.
Average RPI Loss:	166	RECORD	PCT. RANK	GAMES	SCHEDULE	OF SCHEDULE	RPI	RPI	RPI	RPI
DIV. I ONLY	0- 16	345	0- 10	87	228	306	306	16	16	
DIV. I NON-CONF.	0- 10	337	0- 5	75	296	308	308	14	14	

TOTALS	RPI 1-25	RPI 26-50	W-L RECORDS	RPI 51-100	RPI 101-999	RPI 201+				
0- 16	0- 1	0- 0	OVERALL	0- 2	0- 13	0- 5				
0- 9	0- 1	0- 0	HOME	0- 1	0- 7	0- 3				
0- 7	0- 0	0- 0	AWAY	0- 1	0- 6	0- 2				
0- 0	0- 0	0- 0	NEUTRAL	0- 0	0- 0	0- 0				
0- 10	0- 1	0- 0	NON-CONFERENCE	0- 1	0- 8	0- 4				
0- 5	0- 1	0- 0	HOME	0- 0	0- 4	0- 2				
0- 5	0- 0	0- 0	AWAY	0- 1	0- 4	0- 2				
0- 0	0- 0	0- 0	NEUTRAL	0- 0	0- 0	0- 0				
0- 6	0- 0	0- 0	CONFERENCE	0- 1	0- 5	0- 1				
0- 4	0- 0	0- 0	HOME	0- 1	0- 3	0- 1				
0- 2	0- 0	0- 0	AWAY	0- 0	0- 2	0- 0				
0- 0	0- 0	0- 0	NEUTRAL	0- 0	0- 0	0- 0				

RPI 1-25				RPI 26-50				RPI 51-100				RPI 101+				Team's RPI: 306
RPI	S	Opponent	Score	RPI	S	Opponent	Score	RPI	S	Opponent	Score	RPI	S	Opponent	Score	
4	H	Louisville	50 62					71	H	New Mexico	59 88	102	A	UNLV	57 69	
								81	A	Navy	64 71	137	H	Colorado	43 68	
												148	A	Weber St.	52 62	
												150	A	Nevada	60 70	
												153	A	SIUE	40 76	
												181	H	Colorado St.	39 40	
												187	H	Fresno St.	58 64	
												198	H	Army West Point	59 65	
												204	H	Denver	54 75	
												207	H	Eastern Wash.	63 65	
												252	H	San Jose St.	74 75	
												278	A	FIU	69 70	
												302	A	Utah Valley	56 59	

LAST 12 Division I GAMES:																
181	H	Colorado St.	39 40	4	H	Louisville	50 62	137	H	Colorado	43 68					
252	H	San Jose St.	74 75					148	A	Weber St.	52 62					
102	A	UNLV	57 69					302	A	Utah Valley	56 59					
150	A	Nevada	60 70					198	H	Army West Point	59 65					
187	H	Fresno St.	58 64					81	A	Navy	64 71					
71	H	New Mexico	59 88													

Non-Div I Games: Colo. Christian 66 68

Air Force

Loss,
Non-Conf,
S Site,
H Home
A Away
N Neutral

Average RPI Win: 264

Average RPI Loss: 75

WON-LOST
RECORDWINNING
PCT. RANKLAST 10
GAMESSTRENGTH OF
SCHEDULEOPP. STRENGTH
OF SCHEDULETEAM
RPIADJ.
RPICONF.
RPIADJ CONF.
RPIDIV. I ONLY
DIV. I NON-CONF.5- 12
5- 5280
1701- 8
2- 246
173126
250221
214221
2147
87
8

TOTALS

RPI 1-25

RPI 26-50

W-L RECORDS

RPI 51-100

RPI 101-999

RPI 201+

5- 12

0- 1

0- 5

OVERALL

0- 3

5- 3

4- 0

4- 6

0- 1

0- 4

HOME

0- 0

4- 1

4- 0

0- 5

0- 0

0- 1

AWAY

0- 2

0- 2

0- 0

1- 1

0- 0

0- 0

NEUTRAL

0- 1

1- 0

0- 0

5- 5

0- 0

0- 2

NON-CONFERENCE

0- 2

5- 1

4- 0

4- 2

0- 0

0- 2

HOME

0- 0

4- 0

4- 0

0- 2

0- 0

0- 0

AWAY

0- 1

0- 1

0- 0

1- 1

0- 0

0- 0

NEUTRAL

0- 1

1- 0

0- 0

0- 7

0- 1

0- 3

CONFERENCE

0- 1

0- 2

0- 0

0- 4

0- 1

0- 2

HOME

0- 0

0- 1

0- 0

0- 3

0- 0

0- 1

AWAY

0- 1

0- 1

0- 0

0- 0

0- 0

0- 0

NEUTRAL

0- 0

0- 0

0- 0

RPI 1-25

RPI S Opponent
22 H Buffal oScore
66 89

RPI 26-50

RPI S Opponent
32 H Maryl and
36 H Ball St.
38 H Central Mi ch.
40 H FGCU
49 A Tol edoScore
54 75
61 74
86 95
63 82
54 60

RPI 51-100

RPI S Opponent
73 A Duquesne
79 A Ohio
89 N HarvardScore
60 66
67 70
63 76

RPI 101+

Team's RPI: 221

RPI S Opponent
129 A Mi ami (OH)
130 H Bowling Green
153 N SIUE
182 A Bucknel l
237 H Youngstown St.
288 H Eastern Ky.
297 H Southeastern La.
343 H WinthropScore
67 75
64 66
59 58
52 63
75 58
62 45
66 54
69 43

LAST 12 Division I GAMES:

38 H Central Mi ch.
129 A Mi ami (OH)
130 H Bowling Green
36 H Ball St.
79 A Ohio
49 A Tol edo86 95
67 75
64 66
61 74
67 70
54 6022 H Buffal o
89 N Harvard
153 N SIUE
73 A Duquesne
237 H Youngstown St.
32 H Maryl and66 89
63 76
59 58
60 66
75 58
54 75

Non-Div I Games: Ohio Christian 93 33

Akron

Loss, Non-Conf, S Site, H Home A Away N Neutral

Average RPI	Win:	199	WON-LOST	WINNING	LAST 10	STRENGTH OF	OPP. STRENGTH	TEAM	ADJ.	CONF.	ADJ CONF.
Average RPI	Loss:	34	RECORD	PCT. RANK	GAMES	SCHEDULE	OF SCHEDULE	RPI	RPI	RPI	RPI
DIV. I ONLY		13- 6	76	7- 3	48	118	72	72	2	2	
DIV. I NON-CONF.		10- 3	51	6- 0	197	272	92	92	2	2	

TOTALS	RPI 1-25		RPI 26-50		W-L RECORDS		RPI 51-100		RPI 101-999		RPI 201+
13- 6	0- 4		1- 0		OVERALL		2- 2		10- 0		7- 0
9- 2	0- 2		1- 0		HOME		1- 0		7- 0		5- 0
4- 2	0- 1		0- 0		AWAY		1- 1		3- 0		2- 0
0- 2	0- 1		0- 0		NEUTRAL		0- 1		0- 0		0- 0
10- 3	0- 1		0- 0		NON-CONFERENCE		1- 2		9- 0		7- 0
8- 0	0- 0		0- 0		HOME		1- 0		7- 0		5- 0
2- 1	0- 0		0- 0		AWAY		0- 1		2- 0		2- 0
0- 2	0- 1		0- 0		NEUTRAL		0- 1		0- 0		0- 0
3- 3	0- 3		1- 0		CONFERENCE		1- 0		1- 0		0- 0
1- 2	0- 2		1- 0		HOME		0- 0		0- 0		0- 0
2- 1	0- 1		0- 0		AWAY		1- 0		1- 0		0- 0
0- 0	0- 0		0- 0		NEUTRAL		0- 0		0- 0		0- 0

RPI	S	Opponent	Score	RPI	S	Opponent	Score	RPI	S	Opponent	Score	RPI	S	Opponent	Score
3	A	Mississippi St.	61 75	43	H	LSU	65 51	60	H	Utah	65 60	109	H	Missouri St.	65 61
12	H	Missouri	56 62					70	A	TCU	67 88	125	H	Jacksonville	75 60
16	H	Texas A&M	54 73					82	A	Arkansas	83 76	195	A	Florida	63 54
19	N	NC State	49 68					84	N	Elon	55 60	212	H	SMU	59 44
												254	H	Grambling	73 49
												257	A	Lipscomb	73 51
												282	H	Alabama A&M	90 32
												300	H	Murray St.	68 47
												329	H	Florida A&M	91 55
												334	A	Ga. Southern	84 36

LAST 12 Division I GAMES:															
16	H	Texas A&M	54 73	329	H	Florida A&M	91 55								
3	A	Mississippi St.	61 75	300	H	Murray St.	68 47								
43	H	LSU	65 51	109	H	Missouri St.	65 61								
82	A	Arkansas	83 76	212	H	SMU	59 44								
195	A	Florida	63 54	254	H	Grambling	73 49								
12	H	Missouri	56 62	257	A	Lipscomb	73 51								

Non-Div I Games:

Alabama

Average RPI Win:	320	WON-LOST	WINNING	LAST 10	STRENGTH OF	OPP. STRENGTH	TEAM	ADJ.	CONF.	ADJ CONF.
Average RPI Loss:	192	RECORD	PCT. RANK	GAMES	SCHEDULE	OF SCHEDULE	RPI	RPI	RPI	RPI
DIV. I ONLY	8- 9	196	4- 6	344	341	282	282	32	32	
DIV. I NON-CONF.	5- 6	187	2- 4	310	325	244	244	32	32	

TOTALS	RPI 1-25	RPI 26-50	W-L RECORDS	RPI 51-100	RPI 101-999	RPI 201+				
8- 9	0- 0	0- 0	OVERALL	0- 2	8- 7	8- 5				
4- 1	0- 0	0- 0	HOME	0- 0	4- 1	4- 1				
4- 7	0- 0	0- 0	AWAY	0- 0	4- 5	4- 4				
0- 1	0- 0	0- 0	NEUTRAL	0- 0	0- 1	0- 0				
5- 6	0- 0	0- 0	NON-CONFERENCE	0- 2	5- 4	5- 2				
2- 1	0- 0	0- 0	HOME	0- 0	2- 1	2- 1				
3- 4	0- 0	0- 0	AWAY	0- 2	3- 2	3- 1				
0- 1	0- 0	0- 0	NEUTRAL	0- 0	0- 1	0- 0				
3- 3	0- 0	0- 0	CONFERENCE	0- 0	3- 3	3- 3				
2- 0	0- 0	0- 0	HOME	0- 0	2- 0	2- 0				
1- 3	0- 0	0- 0	AWAY	0- 0	1- 3	1- 3				
0- 0	0- 0	0- 0	NEUTRAL	0- 0	0- 0	0- 0				

RPI 1-25				RPI 26-50				RPI 51-100				RPI 101+				Team's RPI: 282	
RPI	S	Opponent	Score	RPI	S	Opponent	Score	RPI	S	Opponent	Score	RPI	S	Opponent	Score		
								72	A	Al abama	32	90	112	N	Hartford	47	56
								86	A	UAB	58	85	136	A	Jacksonville St.	33	49
													235	H	Austin Peay	52	55
													254	A	Grambl ing	49	78
													257	A	Lipscomb	50	66
													278	A	FIU	58	51
													279	A	Alcorn	52	57
													296	A	Jackson St.	43	59
													297	A	Southeastern La.	76	74
													300	H	Murray St.	71	54
													308	A	Al abama St.	78	69
													341	H	Ark. -Pi ne Bl uff	52	49
													344	H	Mi ssi ssi ppi Val .	65	48
													345	A	Tennessee St.	77	75
													347	H	Evansvi lle	70	56
LAST 12 Di vi si on I GAMES:																	
279	A	Al corn	52	57	257	A	Lipscomb	50	66								
308	A	Al abama St.	78	69	297	A	Southeastern La.	76	74								
344	H	Mi ssi ssi ppi Val .	65	48	86	A	UAB	58	85								
341	H	Ark. -Pi ne Bl uff	52	49	136	A	Jacksonville St.	33	49								
296	A	Jackson St.	43	59	300	H	Murray St.	71	54								
254	A	Grambl ing	49	78	112	N	Hartford	47	56								

Non-Div I Games:

Alabama A&M

■ Loss,
 ■ Non-Conf,
 ■ S Site,
 ■ Home
 ■ A Away
 N Neutral

Average RPI Win:	344	WON-LOST	WINNING	LAST 10	STRENGTH OF	OPP. STRENGTH	TEAM	ADJ.	CONF.	ADJ CONF.
Average RPI Loss:	154	RECORD	PCT. RANK	GAMES	SCHEDULE	OF SCHEDULE	RPI	RPI	RPI	RPI
DIV. I ONLY	3- 13	305	2- 7	203	314	308	308	32	32	
DIV. I NON-CONF.	1- 9	318	0- 5	42	182	256	256	32	32	

TOTALS	RPI 1-25	RPI 26-50	W-L RECORDS	RPI 51-100	RPI 101-999	RPI 201+				
3- 13	0- 2	0- 0	OVERALL	0- 3	3- 8	3- 5				
3- 3	0- 0	0- 0	HOME	0- 1	3- 2	3- 2				
0- 9	0- 2	0- 0	AWAY	0- 2	0- 5	0- 3				
0- 1	0- 0	0- 0	NEUTRAL	0- 0	0- 1	0- 0				
1- 9	0- 2	0- 0	NON-CONFERENCE	0- 3	1- 4	1- 1				
1- 2	0- 0	0- 0	HOME	0- 1	1- 1	1- 1				
0- 6	0- 2	0- 0	AWAY	0- 2	0- 2	0- 0				
0- 1	0- 0	0- 0	NEUTRAL	0- 0	0- 1	0- 0				
2- 4	0- 0	0- 0	CONFERENCE	0- 0	2- 4	2- 4				
2- 1	0- 0	0- 0	HOME	0- 0	2- 1	2- 1				
0- 3	0- 0	0- 0	AWAY	0- 0	0- 3	0- 3				
0- 0	0- 0	0- 0	NEUTRAL	0- 0	0- 0	0- 0				

RPI 1-25				RPI 26-50				RPI 51-100				RPI 101+ Team's RPI: 308			
RPI	S	Opponent	Score	RPI	S	Opponent	Score	RPI	S	Opponent	Score	RPI	S	Opponent	Score
8	A	Tennessee	51 104					64	A	Miami (FL)	31 79	123	A	Southern Miss.	35 72
18	A	South Carolina	31 99					86	A	UAB	44 61	135	N	SFA	50 77
								97	H	South Ala.	47 59	178	A	Samford	39 58
												214	A	Southern U.	58 66
												243	H	Troy	63 93
												254	A	Grambling	71 93
												282	H	Alabama A&M	69 78
												296	A	Jackson St.	61 70
												341	H	Ark. -Pine Bluff	63 54
												344	H	Mississippi Val.	76 41
												346	H	Savannah St.	81 61
LAST 12 Division I GAMES:															
214	A	Southern U.	58 66	86	A	UAB	44 61								
282	H	Alabama A&M	69 78	64	A	Miami (FL)	31 79								
341	H	Ark. -Pine Bluff	63 54	8	A	Tennessee	51 104								
344	H	Mississippi Val.	76 41	97	H	South Ala.	47 59								
254	A	Grambling	71 93	123	A	Southern Miss.	35 72								
296	A	Jackson St.	61 70	135	N	SFA	50 77								

Non-Div I Games: Mobile 61 50

Alabama St.

Loss,
Non-Conf,
S Site,
H Home
A Away
N Neutral

Average RPI Win:	205	WON-LOST	WINNING	LAST 10	STRENGTH OF	OPP. STRENGTH	TEAM	ADJ.	CONF.	ADJ CONF.
Average RPI Loss:	58	RECORD	PCT. RANK	GAMES	SCHEDULE	OF SCHEDULE	RPI	RPI	RPI	RPI
DIV. I ONLY	16- 3	15	9- 1	160	201	56	56	20	20	
DIV. I NON-CONF.	11- 2	23	6- 0	205	144	55	55	24	24	

TOTALS	RPI 1-25	RPI 26-50	W-L RECORDS	RPI 51-100	RPI 101-999	RPI 201+				
16- 3	0- 0	0- 2	OVERALL	2- 0	14- 1	8- 0				
7- 1	0- 0	0- 1	HOME	2- 0	5- 0	2- 0				
7- 2	0- 0	0- 1	AWAY	0- 0	7- 1	6- 0				
2- 0	0- 0	0- 0	NEUTRAL	0- 0	2- 0	0- 0				
11- 2	0- 0	0- 2	NON-CONFERENCE	1- 0	10- 0	6- 0				
4- 1	0- 0	0- 1	HOME	1- 0	3- 0	2- 0				
5- 1	0- 0	0- 1	AWAY	0- 0	5- 0	4- 0				
2- 0	0- 0	0- 0	NEUTRAL	0- 0	2- 0	0- 0				
5- 1	0- 0	0- 0	CONFERENCE	1- 0	4- 1	2- 0				
3- 0	0- 0	0- 0	HOME	1- 0	2- 0	0- 0				
2- 1	0- 0	0- 0	AWAY	0- 0	2- 1	2- 0				
0- 0	0- 0	0- 0	NEUTRAL	0- 0	0- 0	0- 0				

RPI 1-25				RPI 26-50				RPI 51-100				Team's RPI: 56				RPI 101+			
RPI	S	Opponent	Score	RPI	S	Opponent	Score	RPI	S	Opponent	Score	RPI	S	Opponent	Score	RPI	S	Opponent	Score
				31	H	St. John's (NY)	66 71	76	H	Fordham	59 52	105	H	Dartmouth	76 61				
				32	A	Maryland	58 91	83	H	Maine	68 54	112	A	Hartford	55 70				
												146	N	Northern Ill.	97 91				
												164	H	New Hampshire	66 53				
												165	H	Binghamton	63 46				
												172	N	Southern Ill.	68 57				
												196	A	Siena	78 63				
												218	A	Stony Brook	72 68				
												225	A	Holy Cross	65 56				
												233	A	Manhattan	62 56				
												234	H	St. Bonaventure	69 52				
												280	A	Monmouth	68 44				
												309	A	Central Conn. St.	72 60				
												317	H	Wagner	89 44				
												349	A	UMass Lowell	61 52				
LAST 12 Division I GAMES:																			
				349	A	UMass Lowell	61 52	105	H	Dartmouth	76 61								
				165	H	Binghamton	63 46	146	N	Northern Ill.	97 91								
				83	H	Maine	68 54	172	N	Southern Ill.	68 57								
				218	A	Stony Brook	72 68	234	H	St. Bonaventure	69 52								
				164	H	New Hampshire	66 53	196	A	Siena	78 63								
				112	A	Hartford	55 70	233	A	Manhattan	62 56								

Non-Div I Games:

Albany (NY)

A l c o r n

A
l
c
o
r
n

Non-Div I Games: Tougaloo 76 64 Blue Mountain (MS) 76 35 LeMoyne-Owen 81 54

Average RPI Win:	203	WON-LOST	WINNING	LAST 10	STRENGTH OF	OPP. STRENGTH	TEAM	ADJ.	CONF.	ADJ CONF.
Average RPI Loss:	78	RECORD	PCT. RANK	GAMES	SCHEDULE	OF SCHEDULE	RPI	RPI	RPI	RPI
DIV. I ONLY	15- 4	33	9- 1	187	154	65	65	15	15	
DIV. I NON-CONF.	7- 4	102	3- 1	208	132	104	104	18	18	
<hr/>										
TOTALS	RPI 1-25	RPI 26-50	W-L RECORDS	RPI 51-100	RPI 101-999	RPI 201+				
15- 4	0- 1	0- 0	OVERALL	2- 2	13- 1	8- 0				
8- 0	0- 0	0- 0	HOME	2- 0	6- 0	3- 0				
7- 3	0- 0	0- 0	AWAY	0- 2	7- 1	5- 0				
0- 1	0- 1	0- 0	NEUTRAL	0- 0	0- 0	0- 0				
7- 4	0- 1	0- 0	NON-CONFERENCE	1- 2	6- 1	5- 0				
4- 0	0- 0	0- 0	HOME	1- 0	3- 0	3- 0				
3- 3	0- 0	0- 0	AWAY	0- 2	3- 1	2- 0				
0- 1	0- 1	0- 0	NEUTRAL	0- 0	0- 0	0- 0				
8- 0	0- 0	0- 0	CONFERENCE	1- 0	7- 0	3- 0				
4- 0	0- 0	0- 0	HOME	1- 0	3- 0	0- 0				
4- 0	0- 0	0- 0	AWAY	0- 0	4- 0	3- 0				
0- 0	0- 0	0- 0	NEUTRAL	0- 0	0- 0	0- 0				

American

American

RPI 1-25				RPI 26-50				RPI 51-100				RPI 101+			
RPI	S	Opponent	Score	RPI	S	Opponent	Score	RPI	S	Opponent	Score	RPI	S	Opponent	Score
17	N	Villanova	60 65					78	H	Penn St.	75 66	104	A	George Mason	53 71
								81	H	Navy	46 41	151	A	Tulsa	72 67
								92	A	George Washington	44 61	159	H	Lehigh	82 64
								100	A	Delaware	56 72	168	H	Boston U.	66 50
												182	H	Bucknell	68 58
												198	A	Army West Point	64 46
												204	H	Denver	66 53
												205	H	La Salle	66 48
												236	A	Loyola Maryland	71 58
												237	H	Youngstown St.	78 72
												241	A	Lafayette	74 67
												258	A	Colgate	77 55
												318	A	Vermont	64 62
												336	A	UMBC	61 48
<hr/>															
LAST 12 Division I GAMES:															
241	A	Lafayette	74 67	258	A	Colgate	77 55	182	H	Bucknell	68 58	78	H	Penn St.	75 66
168	H	Boston U.	66 50	92	A	George Washington	44 61	204	H	Denver	66 53	237	H	Youngstown St.	78 72
159	H	Lehigh	82 64	81	H	Navy	46 41								
236	A	Loyola Maryland	71 58												
198	A	Army West Point	64 46												
81	H	Navy	46 41												

Non-Div I Games:

American

■ Loss,
 ■ Non-Conf,
 ■ S Site,
 ■ Home
 ■ Away
 N Neutral

Average RPI Win:	309	WON-LOST	WINNING	LAST 10	STRENGTH OF	OPP. STRENGTH	TEAM	ADJ.	CONF.	ADJ CONF.
Average RPI Loss:	145	RECORD	PCT. RANK	GAMES	SCHEDULE	OF SCHEDULE	RPI	RPI	RPI	RPI
DIV. I ONLY	5- 13	287	4- 5	242	232	277	277	23	23	
DIV. I NON-CONF.	2- 9	295	1- 3	175	235	265	265	23	23	

TOTALS	RPI 1-25	RPI 26-50	W-L RECORDS	RPI 51-100	RPI 101-999	RPI 201+				
5- 13	0- 0	0- 0	OVERALL	0- 4	5- 9	5- 3				
2- 6	0- 0	0- 0	HOME	0- 2	2- 4	2- 0				
3- 7	0- 0	0- 0	AWAY	0- 0	3- 3	3- 2				
0- 0	0- 0	0- 0	NEUTRAL	0- 0	0- 0	0- 0				
2- 9	0- 0	0- 0	NON-CONFERENCE	0- 3	2- 6	2- 3				
0- 4	0- 0	0- 0	HOME	0- 2	0- 2	0- 0				
2- 5	0- 0	0- 0	AWAY	0- 1	2- 4	2- 3				
0- 0	0- 0	0- 0	NEUTRAL	0- 0	0- 0	0- 0				
3- 4	0- 0	0- 0	CONFERENCE	0- 1	3- 3	3- 0				
2- 2	0- 0	0- 0	HOME	0- 0	2- 2	2- 0				
1- 2	0- 0	0- 0	AWAY	0- 1	1- 1	1- 0				
0- 0	0- 0	0- 0	NEUTRAL	0- 0	0- 0	0- 0				

RPI 1-25				RPI 26-50				RPI 51-100				RPI 101+				Team's RPI: 277
RPI	S	Opponent	Score	RPI	S	Opponent	Score	RPI	S	Opponent	Score	RPI	S	Opponent	Score	
								58	H	Georgia Tech	41 75	101	A	Wake Forest	49 78	
								86	H	UAB	59 70	117	A	Louisiana	45 61	
								88	A	North Carolina	43 56	127	H	ETSU	57 70	
								97	A	South Ala.	52 54	145	H	Davidson	57 59	
												163	H	Texas St.	54 69	
												180	H	UT Arlington	60 64	
												219	A	Radford	40 61	
												239	A	Col. of Charleston	76 70	
												249	A	N. C. A&T	56 81	
												255	A	UNC Asheville	60 69	
												314	H	Georgia St.	77 62	
												328	A	La. -Monroe	71 67	
												330	A	Marshall	56 54	
												334	H	Ga. Southern	87 56	
LAST 12 Division I GAMES:																
				97	A	South Ala.	52 54	163	H	Texas St.	54 69					
				334	H	Ga. Southern	87 56	255	A	UNC Asheville	60 69					
				314	H	Georgia St.	77 62	330	A	Marshall	56 54					
				328	A	La. -Monroe	71 67	101	A	Wake Forest	49 78					
				117	A	Louisiana	45 61	88	A	North Carolina	43 56					
				180	H	UT Arlington	60 64	86	H	UAB	59 70					

Non-Div I Games:

Appalachian St.

Average RPI Win:	261	WON-LOST	WINNING	LAST 10	STRENGTH OF	OPP. STRENGTH	TEAM	ADJ.	CONF.	ADJ CONF.
Average RPI Loss:	146	RECORD	PCT. RANK	GAMES	SCHEDULE	OF SCHEDULE	RPI	RPI	RPI	RPI
DIV. I ONLY	5- 13	287	3- 7	222	132	283	283	3	3	
DIV. I NON-CONF.	4- 7	226	2- 3	343	288	341	341	3	3	

TOTALS	RPI 1-25	RPI 26-50	W-L RECORDS	RPI 51-100	RPI 101-999	RPI 201+				
5- 13	0- 3	0- 0	OVERALL	0- 3	5- 7	4- 5				
4- 5	0- 2	0- 0	HOME	0- 0	4- 3	3- 3				
1- 7	0- 1	0- 0	AWAY	0- 2	1- 4	1- 2				
0- 1	0- 0	0- 0	NEUTRAL	0- 1	0- 0	0- 0				
4- 7	0- 0	0- 0	NON-CONFERENCE	0- 1	4- 6	4- 5				
3- 3	0- 0	0- 0	HOME	0- 0	3- 3	3- 3				
1- 3	0- 0	0- 0	AWAY	0- 0	1- 3	1- 2				
0- 1	0- 0	0- 0	NEUTRAL	0- 1	0- 0	0- 0				
1- 6	0- 3	0- 0	CONFERENCE	0- 2	1- 1	0- 0				
1- 2	0- 2	0- 0	HOME	0- 0	1- 0	0- 0				
0- 4	0- 1	0- 0	AWAY	0- 2	0- 1	0- 0				
0- 0	0- 0	0- 0	NEUTRAL	0- 0	0- 0	0- 0				

RPI 1-25				RPI 26-50				RPI 51-100				RPI 101+ Team's RPI: 283			
RPI	S	Opponent	Score	RPI	S	Opponent	Score	RPI	S	Opponent	Score	RPI	S	Opponent	Score
7	A	Oregon	44 62					55	A	Oregon St.	48 88	137	A	Col orado	60 79
23	H	Stanford	46 61					60	A	Utah	55 89	137	H	Col orado	72 63
25	H	Cal i forni a	51 53					70	N	TCU	59 68	167	A	Loyol a Marymount	70 84
												224	A	CSUN	63 66
												231	H	San Diego St.	67 78
												238	H	Hawai i	60 65
												246	H	New Mexico St.	83 44
												290	A	Utah St.	65 49
												303	H	Southern Utah	76 74
												324	A	Northern Ariz.	66 84
												331	H	Iona	71 58
												332	H	Long Beach St.	72 80

LAST 12 Division I GAMES:															
137	H	Col orado	72 63	60	A	Utah	55 89	303	H	Southern Utah	76 74	238	H	Hawai i	60 65
55	A	Oregon St.	48 88	7	A	Oregon	44 62	246	H	New Mexico St.	83 44	324	A	Northern Ariz.	66 84
25	H	Cal i forni a	51 53	23	H	Stanford	46 61	324	A	Northern Ariz.	66 84	231	H	San Diego St.	67 78
23	H	Stanford	46 61	137	A	Col orado	60 79								

Non-Div I Games:

Ari zona

Average RPI	Win:	156	WON-LOST	WINNING	LAST 10	STRENGTH OF	OPP. STRENGTH	TEAM	ADJ.	CONF.	ADJ CONF.
Average RPI	Loss:	24	RECORD	PCT. RANK	GAMES	SCHEDULE	OF SCHEDULE	RPI	RPI	RPI	RPI
DIV. I ONLY		13- 6		76	6- 4	24	26	33	33	3	3
DIV. I NON-CONF.		9- 3		61	4- 1	117	31	54	54	3	3

TOTALS	RPI 1-25		RPI 26-50		W-L RECORDS	RPI 51-100		RPI 101-999		RPI 201+	
13- 6	3- 4		0- 0		OVERALL	2- 2		8- 0		6- 0	
9- 1	3- 0		0- 0		HOME	1- 1		5- 0		5- 0	
3- 3	0- 2		0- 0		AWAY	1- 1		2- 0		0- 0	
1- 2	0- 2		0- 0		NEUTRAL	0- 0		1- 0		1- 0	
9- 3	1- 3		0- 0		NON-CONFERENCE	1- 0		7- 0		6- 0	
7- 0	1- 0		0- 0		HOME	1- 0		5- 0		5- 0	
1- 1	0- 1		0- 0		AWAY	0- 0		1- 0		0- 0	
1- 2	0- 2		0- 0		NEUTRAL	0- 0		1- 0		1- 0	
4- 3	2- 1		0- 0		CONFERENCE	1- 2		1- 0		0- 0	
2- 1	2- 0		0- 0		HOME	0- 1		0- 0		0- 0	
2- 2	0- 1		0- 0		AWAY	1- 1		1- 0		0- 0	
0- 0	0- 0		0- 0		NEUTRAL	0- 0		0- 0		0- 0	

RPI 1-25				RPI 26-50				RPI 51-100				RPI 101+			
RPI	S	Opponent	Score	RPI	S	Opponent	Score	RPI	S	Opponent	Score	RPI	S	Opponent	Score
3	N	Mississippi St.	57 65					55	A	Oregon St.	54 57	137	A	Colorado	72 47
5	A	Florida St.	66 77					60	A	Utah	83 81	187	A	Fresno St.	81 49
7	A	Oregon	64 74					60	H	Utah	56 58	203	N	Col umbi a	72 48
15	N	Green Bay	48 61					82	H	Arkansas	89 43	215	H	Idaho	77 33
22	H	Buffalo	76 57									227	H	UC Ri versi de	73 48
23	H	Stanford	73 66									258	H	Col gate	65 54
25	H	Cal i forni a	80 71									272	H	Sacramento St.	106 58
												311	H	UTSA	74 42

Team's RPI: 33															
LAST 12 Division I GAMES:															
60	H	Utah	56 58	137	A	Colorado	72 47								
7	A	Oregon	64 74	82	H	Arkansas	89 43								
55	A	Oregon St.	54 57	215	H	Idaho	77 33								
23	H	Stanford	73 66	5	A	Florida St.	66 77								
25	H	Cal i forni a	80 71	227	H	UC Ri versi de	73 48								
60	A	Utah	83 81	22	H	Buffalo	76 57								

Non-Div I Games:

Ari zona St.

Average RPI Win:	344	WON-LOST	WINNING	LAST 10	STRENGTH OF	OPP. STRENGTH	TEAM	ADJ.	CONF.	ADJ CONF.
Average RPI Loss:	200	RECORD	PCT. RANK	GAMES	SCHEDULE	OF SCHEDULE	RPI	RPI	RPI	RPI
DIV. I ONLY	1- 13	337	1- 9	312	241	341	341	32	32	
DIV. I NON-CONF.	0- 8	337	0- 6	119	143	312	312	32	32	

TOTALS	RPI 1-25	RPI 26-50	W-L RECORDS	RPI 51-100	RPI 101-999	RPI 201+				
1- 13	0- 0	0- 1	OVERALL	0- 2	1- 10	1- 8				
0- 2	0- 0	0- 0	HOME	0- 0	0- 2	0- 2				
1- 9	0- 0	0- 0	AWAY	0- 0	1- 0	1- 0				
0- 2	0- 0	0- 0	NEUTRAL	0- 0	0- 2	0- 1				
0- 8	0- 0	0- 1	NON-CONFERENCE	0- 2	0- 5	0- 3				
0- 0	0- 0	0- 0	HOME	0- 0	0- 0	0- 0				
0- 6	0- 0	0- 1	AWAY	0- 2	0- 3	0- 2				
0- 2	0- 0	0- 0	NEUTRAL	0- 0	0- 2	0- 1				
1- 5	0- 0	0- 0	CONFERENCE	0- 0	1- 5	1- 5				
0- 2	0- 0	0- 0	HOME	0- 0	0- 2	0- 2				
1- 3	0- 0	0- 0	AWAY	0- 0	1- 3	1- 3				
0- 0	0- 0	0- 0	NEUTRAL	0- 0	0- 0	0- 0				

RPI	S	Opponent	Score	RPI	S	Opponent	Score	RPI	S	Opponent	Score	RPI	S	Opponent	Score	Team's RPI: 341
29	A	Iowa	45 85	62	A	Dayton	43 81	151	A	Tulsa	37 87	155	N	Oakland	37 69	
				75	A	Nebraska	52 73	214	H	Southern U.	52 71	232	A	Texas Tech	47 74	
								235	A	Austin Peay	61 97	279	H	Alcorn	77 80	
								282	A	Alabama A&M	49 52	285	N	Towson	44 70	
								295	A	Prairie View	52 64	308	A	Alabama St.	54 63	
								344	A	Mississippi Val.	64 59					
LAST 12 Division I GAMES:																
295	A	Prairie View	52 64	155	N	Oakland	37 69									
279	H	Alcorn	77 80	285	N	Towson	44 70									
214	H	Southern U.	52 71	29	A	Iowa	45 85									
308	A	Alabama St.	54 63	151	A	Tulsa	37 87									
282	A	Alabama A&M	49 52	75	A	Nebraska	52 73									
344	A	Mississippi Val.	64 59	235	A	Austin Peay	61 97									

Non-Div I Games: Tougalo 71 51 Philander Smith 81 73

Ark. -Pine Bluff

Average RPI Win:	196	WON-LOST	WINNING	LAST 10	STRENGTH OF	OPP. STRENGTH	TEAM	ADJ.	CONF.	ADJ CONF.
Average RPI Loss:	81	RECORD	PCT. RANK	GAMES	SCHEDULE	OF SCHEDULE	RPI	RPI	RPI	RPI
DIV. I ONLY	11- 8	127	5- 5	47	101	82	82	2	2	
DIV. I NON-CONF.	9- 4	82	4- 2	161	174	75	75	2	2	

TOTALS	RPI 1-25	RPI 26-50	W-L RECORDS	RPI 51-100	RPI 101-999	RPI 201+				
11- 8	0- 2	0- 1	OVERALL	1- 2	10- 3	4- 0				
8- 2	0- 0	0- 0	HOME	1- 1	7- 1	3- 0				
2- 6	0- 2	0- 1	AWAY	0- 1	2- 2	0- 0				
1- 0	0- 0	0- 0	NEUTRAL	0- 0	1- 0	1- 0				
9- 4	0- 0	0- 1	NON-CONFERENCE	0- 1	9- 2	4- 0				
7- 0	0- 0	0- 0	HOME	0- 0	7- 0	3- 0				
1- 4	0- 0	0- 1	AWAY	0- 1	1- 2	0- 0				
1- 0	0- 0	0- 0	NEUTRAL	0- 0	1- 0	1- 0				
2- 4	0- 2	0- 0	CONFERENCE	1- 1	1- 1	0- 0				
1- 2	0- 0	0- 0	HOME	1- 1	0- 1	0- 0				
1- 2	0- 2	0- 0	AWAY	0- 0	1- 0	0- 0				
0- 0	0- 0	0- 0	NEUTRAL	0- 0	0- 0	0- 0				

RPI 1-25				RPI 26-50				RPI 51-100				Team's RPI : 82				RPI 101+			
RPI	S	Opponent	Score	RPI	S	Opponent	Score	RPI	S	Opponent	Score	RPI	S	Opponent	Score	RPI	S	Opponent	Score
3	A	Mississippi St.	69 111	33	A	Arizona St.	43 89	72	H	Alabama	76 83	107	A	Auburn	68 58				
21	A	Georgia	65 78					75	A	Nebraska	69 80	115	A	Kansas	60 71				
								99	H	Ole Miss	73 72	131	A	UTEP	61 64				
												151	H	Tulsa	67 41				
												178	H	Samford	84 63				
												180	H	UT Arlington	91 57				
												183	A	Oral Roberts	77 66				
												192	H	Charlotte	73 72				
												195	H	Florida	51 65				
												229	H	Abilene Christian	79 65				
												246	N	New Mexico St.	69 60				
												254	H	Grambling	79 62				
												339	H	Sam Houston St.	65 54				
LAST 12 Division I GAMES:																			
195	H	Florida	51 65	254	H	Grambling	79 62												
107	A	Auburn	68 58	33	A	Arizona St.	43 89												
21	A	Georgia	65 78	180	H	UT Arlington	91 57												
72	H	Alabama	76 83	151	H	Tulsa	67 41												
3	A	Mississippi St.	69 111	192	H	Charlotte	73 72												
99	H	Ole Miss	73 72	115	A	Kansas	60 71												

Non-Div I Games:

Arkansas

Average RPI Win:	258	WON-LOST	WINNING	LAST 10	STRENGTH OF	OPP. STRENGTH	TEAM	ADJ.	CONF.	ADJ CONF.
Average RPI Loss:	108	RECORD	PCT. RANK	GAMES	SCHEDULE	OF SCHEDULE	RPI	RPI	RPI	RPI
DIV. I ONLY	9- 9	170	5- 5	251	152	209	209	23	23	
DIV. I NON-CONF.	5- 6	187	2- 3	170	92	168	168	23	23	

TOTALS	RPI 1-25	RPI 26-50	W-L RECORDS	RPI 51-100	RPI 101-999	RPI 201+				
9- 9	0- 1	0- 0	OVERALL	0- 3	9- 5	6- 0				
6- 3	0- 0	0- 0	HOME	0- 1	6- 2	4- 0				
3- 6	0- 1	0- 0	AWAY	0- 2	3- 3	2- 0				
0- 0	0- 0	0- 0	NEUTRAL	0- 0	0- 0	0- 0				
5- 6	0- 1	0- 0	NON-CONFERENCE	0- 3	5- 2	3- 0				
4- 1	0- 0	0- 0	HOME	0- 1	4- 0	3- 0				
1- 5	0- 1	0- 0	AWAY	0- 2	1- 2	0- 0				
0- 0	0- 0	0- 0	NEUTRAL	0- 0	0- 0	0- 0				
4- 3	0- 0	0- 0	CONFERENCE	0- 0	4- 3	3- 0				
2- 2	0- 0	0- 0	HOME	0- 0	2- 2	1- 0				
2- 1	0- 0	0- 0	AWAY	0- 0	2- 1	2- 0				
0- 0	0- 0	0- 0	NEUTRAL	0- 0	0- 0	0- 0				

RPI 1-25				RPI 26-50				RPI 51-100				RPI 101+				Team's RPI: 209
RPI	S	Opponent	Score	RPI	S	Opponent	Score	RPI	S	Opponent	Score	RPI	S	Opponent	Score	
20	A	South Fla.	55 98					68	A	Indiana	51 93	117	H	Louisiana	75 77	
								74	H	Belmont	52 83	124	A	Little Rock	43 53	
								99	A	Ole Miss	48 74	131	H	UTEP	76 73	
												151	A	Tulsa	58 68	
												160	A	Pittsburgh	47 87	
												163	H	Texas St.	55 67	
												180	H	UT Arlington	85 80	
												195	A	Florida	70 69	
												245	H	UT Martin	84 73	
												254	H	Grambling	76 56	
												314	A	Georgia St.	75 58	
												328	H	La. -Monroe	76 62	
												334	A	Ga. Southern	71 62	
												345	H	Tennessee St.	68 62	

















































LAST 12 Division I GAMES:																
124	A	Little Rock	43 53	328	H	La. -Monroe	76 62									
180	H	UT Arlington	85 80	151	A	Tulsa	58 68									
163	H	Texas St.	55 67	254	H	Grambling	76 56									
314	A	Georgia St.	75 58	74	H	Belmont	52 83									
334	A	Ga. Southern	71 62	131	H	UTEP	76 73									
117	H	Louisiana	75 77	99	A	Ole Miss	48 74									

Non-Div I Games:

Arkansas St.

Average RPI Win:	222	WON-LOST	WINNING	LAST 10	STRENGTH OF	OPP. STRENGTH	TEAM	ADJ.	CONF.	ADJ CONF.
Average RPI Loss:	157	RECORD	PCT. RANK	GAMES	SCHEDULE	OF SCHEDULE	RPI	RPI	RPI	RPI
DIV. I ONLY	8- 10	210	2- 7	172	261	198	198	15	15	
DIV. I NON-CONF.	6- 4	122	1- 2	245	291	157	157	18	18	

TOTALS	RPI 1-25	RPI 26-50	W-L RECORDS	RPI 51-100	RPI 101-999	RPI 201+				
8- 10	0- 0	0- 1	OVERALL	0- 3	8- 6	5- 3				
4- 4	0- 0	0- 0	HOME	0- 2	4- 2	2- 1				
4- 6	0- 0	0- 1	AWAY	0- 1	4- 4	3- 2				
0- 0	0- 0	0- 0	NEUTRAL	0- 0	0- 0	0- 0				
6- 4	0- 0	0- 1	NON-CONFERENCE	0- 1	6- 2	3- 2				
4- 1	0- 0	0- 0	HOME	0- 1	4- 0	2- 0				
2- 3	0- 0	0- 1	AWAY	0- 0	2- 2	1- 2				
0- 0	0- 0	0- 0	NEUTRAL	0- 0	0- 0	0- 0				
2- 6	0- 0	0- 0	CONFERENCE	0- 2	2- 4	2- 1				
0- 3	0- 0	0- 0	HOME	0- 1	0- 2	0- 1				
2- 3	0- 0	0- 0	AWAY	0- 1	2- 2	2- 0				
0- 0	0- 0	0- 0	NEUTRAL	0- 0	0- 0	0- 0				

RPI 1-25	RPI 26-50	RPI 51-100	RPI 101+	Team's RPI: 198
RPI S Opponent Score	RPI S Opponent Score	RPI S Opponent Score	RPI S Opponent Score	
	27  Marquette 53 	65  American 46 	105  Dartmouth 71 56	
		81  Navy 44 	121  Yale 82 65	
		100  Delaware 59 	159  Lehigh 55 	
			165  Binghamton 73 61	
			168  Boston U. 59 	
			182  Bucknell 36 	
			225  Holy Cross 62 	
			236  Loyola Maryland 69 62	
			241  Lafayette 65 60	
			263  LIU Brooklyn 71 37	
			270  St. Francis Brooklyn 52 	
			291  Fairfield Dickinson 56 	
			306  Air Force 65 59	
			342  NJIT 79 49	
LAST 12 Division I GAMES:				
159  Lehigh 55 	236  Loyola Maryland 69 62			
225  Holy Cross 62 	168  Boston U. 59 			
81  Navy 44 	27  Marquette 53 			
241  Lafayette 65 60	100  Delaware 59 			
65  American 46 	306  Air Force 65 59			
182  Bucknell 36 	105  Dartmouth 71 56			

Non-Div I Games: St. Joseph's (Brkln)107 46

Army West Point

Average RPI	Win: 200	WON-LOST RECORD	WINNING PCT. RANK	LAST 10 GAMES	STRENGTH OF SCHEDULE	OPP. STRENGTH OF SCHEDULE	TEAM RPI	ADJ. RPI	CONF. RPI	ADJ CONF. RPI
Average RPI	Loss: 62									
DIV. I ONLY	9- 8	153	4- 5	89	69	107	107	2	2	
DIV. I NON-CONF.	8- 3	65	5- 0	241	157	107	107	2	2	

TOTALS	RPI 1-25	RPI 26-50	W-L RECORDS	RPI 51-100	RPI 101-999	RPI 201+				
9- 8	0- 3	0- 1	OVERALL	1- 3	8- 1	4- 0				
6- 2	0- 1	0- 0	HOME	0- 1	6- 0	4- 0				
2- 4	0- 2	0- 1	AWAY	1- 1	1- 0	0- 0				
1- 2	0- 0	0- 0	NEUTRAL	0- 1	1- 1	0- 0				
8- 3	0- 0	0- 0	NON-CONFERENCE	1- 2	7- 1	4- 0				
5- 0	0- 0	0- 0	HOME	0- 0	5- 0	4- 0				
2- 1	0- 0	0- 0	AWAY	1- 1	1- 0	0- 0				
1- 2	0- 0	0- 0	NEUTRAL	0- 1	1- 1	0- 0				
1- 5	0- 3	0- 1	CONFERENCE	0- 1	1- 0	0- 0				
1- 2	0- 1	0- 0	HOME	0- 1	1- 0	0- 0				
0- 3	0- 2	0- 1	AWAY	0- 0	0- 0	0- 0				
0- 0	0- 0	0- 0	NEUTRAL	0- 0	0- 0	0- 0				

RPI	S	Opponent	Score	RPI	S	Opponent	Score	RPI	S	Opponent	Score	RPI	S	Opponent	Score	Team's RPI: 107
8	A	Tennessee	59 70	43	A	LSU	56 59	63	A	Virginia Tech	63 72	117	A	Louisiana	70 60	
16	H	Texas A&M	73 82					68	A	Indiana	65 53	139	N	Georgetown	60 40	
18	A	South Carolina	63 71					82	H	Arkansas	58 68	170	N	Northwestern	48 49	
								94	N	Chattanooga	41 50	191	H	Louisiana Tech	75 59	
												195	H	Florida	84 55	
												214	H	Southern U.	65 47	
												249	H	N.C. A&T	63 53	
												297	H	Southeastern La.	80 46	
												328	H	La. -Monroe	67 41	

LAST 12 Division I GAMES:																
43	A	LSU	56 59	297	H	Southeastern La.	80 46									
82	H	Arkansas	58 68	214	H	Southern U.	65 47									
18	A	South Carolina	63 71	117	A	Louisiana	70 60									
16	H	Texas A&M	73 82	68	A	Indiana	65 53									
8	A	Tennessee	59 70	328	H	La. -Monroe	67 41									
195	H	Florida	84 55	94	N	Chattanooga	41 50									

Non-Div I Games: Xavier (LA) 70 44

Auburn

Average RPI	Win: 291	WON-LOST	WINNING	LAST 10	STRENGTH OF	OPP. STRENGTH	TEAM	ADJ.	CONF.	ADJ CONF.
Average RPI	Loss: 134	RECORD	PCT. RANK	GAMES	SCHEDULE	OF SCHEDULE	RPI	RPI	RPI	RPI
DIV. I ONLY	9- 8	153	4- 6	328	242	235	235	26	26	
DIV. I NON-CONF.	5- 4	146	1- 3	321	274	211	211	27	27	

TOTALS	RPI 1-25	RPI 26-50	W-L RECORDS	RPI 51-100	RPI 101-999	RPI 201+				
9- 8	0- 0	0- 1	OVERALL	0- 2	9- 5	9- 1				
5- 2	0- 0	0- 0	HOME	0- 0	5- 2	5- 0				
4- 6	0- 0	0- 0	AWAY	0- 1	4- 1	4- 0				
0- 0	0- 0	0- 0	NEUTRAL	0- 0	0- 0	0- 0				
5- 4	0- 0	0- 1	NON-CONFERENCE	0- 1	5- 2	5- 0				
2- 1	0- 0	0- 0	HOME	0- 0	2- 1	2- 0				
3- 3	0- 0	0- 1	AWAY	0- 1	3- 1	3- 0				
0- 0	0- 0	0- 0	NEUTRAL	0- 0	0- 0	0- 0				
4- 4	0- 0	0- 0	CONFERENCE	0- 1	4- 3	4- 1				
3- 1	0- 0	0- 0	HOME	0- 0	3- 1	3- 0				
1- 3	0- 0	0- 0	AWAY	0- 1	1- 2	1- 1				
0- 0	0- 0	0- 0	NEUTRAL	0- 0	0- 0	0- 0				

RPI 1-25				RPI 26-50				RPI 51-100				RPI 101+				Team's RPI: 235	
RPI	S	Opponent	Score	RPI	S	Opponent	Score	RPI	S	Opponent	Score	RPI	S	Opponent	Score		
				36	A	Ball St.	57 89	74	A	Belmont	75 78	111	H	Western Ill.	68 81		
								77	A	Butler	54 75	136	A	Jacksonville St.	47 65		
												153	H	SIUE	38 61		
												161	A	Illinois	47 59		
												206	H	Southeast Mo. St.	66 65		
												245	H	UT Martin	69 62		
												256	A	Northern Ky.	53 52		
												257	A	Lipscomb	71 63		
												282	A	Alabama A&M	55 52		
												325	A	Tennessee Tech	59 63		
												340	H	Eastern Ill.	69 59		
												341	H	Ark. -Pine Bluff	97 61		
												345	A	Tennessee St.	75 59		
												347	H	Evansville	82 73		
LAST 12 Division I GAMES:																	
				74	A	Belmont	75 78	340	H	Eastern Ill.	69 59						
				345	A	Tennessee St.	75 59	153	H	SIUE	38 61						
				136	A	Jacksonville St.	47 65	36	A	Ball St.	57 89						
				325	A	Tennessee Tech	59 63	161	A	Illinois	47 59						
				206	H	Southeast Mo. St.	66 65	111	H	Western Ill.	68 81						
				245	H	UT Martin	69 62	256	A	Northern Ky.	53 52						

Non-Div I Games: Christian Bros. 73 50 Trevecca Nazarene 80 72

Austin Peay

Average RPI Win:	214	WON-LOST	WINNING	LAST 10	STRENGTH OF	OPP. STRENGTH	TEAM	ADJ.	CONF.	ADJ CONF.
Average RPI Loss:	117	RECORD	PCT. RANK	GAMES	SCHEDULE	OF SCHEDULE	RPI	RPI	RPI	RPI
DIV. I ONLY	11- 8	127	7- 3	176	140	119	119	12	12	
DIV. I NON-CONF.	5- 6	187	2- 2	144	123	183	183	10	10	

TOTALS	RPI 1-25	RPI 26-50	W-L RECORDS	RPI 51-100	RPI 101-999	RPI 201+				
11- 8	0- 2	0- 1	OVERALL	1- 1	10- 4	7- 1				
7- 2	0- 1	0- 0	HOME	1- 0	6- 1	4- 1				
4- 6	0- 1	0- 1	AWAY	0- 1	4- 3	3- 0				
0- 0	0- 0	0- 0	NEUTRAL	0- 0	0- 0	0- 0				
5- 6	0- 2	0- 1	NON-CONFERENCE	1- 0	4- 3	4- 1				
4- 2	0- 1	0- 0	HOME	1- 0	3- 1	3- 1				
1- 4	0- 1	0- 1	AWAY	0- 0	1- 2	1- 0				
0- 0	0- 0	0- 0	NEUTRAL	0- 0	0- 0	0- 0				
6- 2	0- 0	0- 0	CONFERENCE	0- 1	6- 1	3- 0				
3- 0	0- 0	0- 0	HOME	0- 0	3- 0	1- 0				
3- 2	0- 0	0- 0	AWAY	0- 1	3- 1	2- 0				
0- 0	0- 0	0- 0	NEUTRAL	0- 0	0- 0	0- 0				

RPI 1-25				RPI 26-50				RPI 51-100				RPI 101+ Team's RPI: 119			
RPI	S	Opponent	Score	RPI	S	Opponent	Score	RPI	S	Opponent	Score	RPI	S	Opponent	Score
21	H	Georgia	63 79	39	A	Northern Colo.	74 79	60	H	Utah	77 68	132	H	Pacific	77 65
25	A	California	45 70					66	A	Saint Mary's (CA)	49 57	140	A	Washington	72 80
												167	A	Loyola Marymount	67 55
												174	A	San Diego	69 70
												175	H	San Francisco	70 66
												181	A	Colorado St.	54 56
												202	A	Pepperdine	73 67
												207	A	Eastern Wash.	73 69
												223	H	Montana St.	75 54
												265	H	Santa Clara	65 47
												290	H	Utah St.	69 76
												302	H	Utah Valley	75 54
												303	H	Southern Utah	75 67
												322	A	Portland	72 58

LAST 12 Division I GAMES:															
174	A	San Diego	69 70	66	A	Saint Mary's (CA)	49 57								
167	A	Loyola Marymount	67 55	322	A	Portland	72 58								
265	H	Santa Clara	65 47	223	H	Montana St.	75 54								
202	A	Pepperdine	73 67	25	A	California	45 70								
132	H	Pacific	77 65	60	H	Utah	77 68								
175	H	San Francisco	70 66	290	H	Utah St.	69 76								

Non-Div I Games:

BYU

Average RPI Win:	156	WON-LOST	WINNING	LAST 10	STRENGTH OF	OPP. STRENGTH	TEAM	ADJ.	CONF.	ADJ CONF.
Average RPI Loss:	36	RECORD	PCT. RANK	GAMES	SCHEDULE	OF SCHEDULE	RPI	RPI	RPI	RPI
DIV. I ONLY	14- 3	25	6- 3	91	76	36	36	7	7	
DIV. I NON-CONF.	10- 0	1	4- 0	179	91	21	21	8	8	

TOTALS	RPI 1-25	RPI 26-50	W-L RECORDS	RPI 51-100	RPI 101-999	RPI 201+				
14- 3	0- 1	1- 2	OVERALL	2- 0	11- 0	5- 0				
7- 2	0- 1	0- 1	HOME	2- 0	5- 0	3- 0				
7- 1	0- 0	1- 1	AWAY	0- 0	6- 0	2- 0				
0- 0	0- 0	0- 0	NEUTRAL	0- 0	0- 0	0- 0				
10- 0	0- 0	1- 0	NON-CONFERENCE	2- 0	7- 0	4- 0				
6- 0	0- 0	0- 0	HOME	2- 0	4- 0	3- 0				
4- 0	0- 0	1- 0	AWAY	0- 0	3- 0	1- 0				
0- 0	0- 0	0- 0	NEUTRAL	0- 0	0- 0	0- 0				
4- 3	0- 1	0- 2	CONFERENCE	0- 0	4- 0	1- 0				
1- 2	0- 1	0- 1	HOME	0- 0	1- 0	0- 0				
3- 1	0- 0	0- 1	AWAY	0- 0	3- 0	1- 0				
0- 0	0- 0	0- 0	NEUTRAL	0- 0	0- 0	0- 0				

RPI	S	Opponent	Score	RPI	S	Opponent	Score	RPI	S	Opponent	Score	RPI	S	Opponent	Score
22	H	Buffalo	80 84	38	H	Central Mich.	65 69	52	H	Western Ky.	93 81	109	H	Missouri St.	70 58
				45	A	Purdue	66 60	77	H	Butler	87 75	113	A	Kent St.	79 58
				49	A	Toledo	66 72					126	A	Vanderbilt	88 79
												129	H	Miami (OH)	86 61
												130	A	Bowling Green	84 73
												133	A	Cleveland St.	76 64
												206	H	Southeast Mo. St.	69 56
												221	A	Akron	74 61
												235	H	Austin Peay	89 57
												257	H	Lipscomb	84 46
												345	A	Tennessee St.	85 65

LAST 12 Division I GAMES:															
113	A	Kent St.	79 58	38	H	Central Mich.	65 69	52	H	Western Ky.	93 81	235	H	Austin Peay	89 57
49	A	Toledo	66 72	52	H	Western Ky.	93 81	206	H	Southeast Mo. St.	69 56	45	A	Purdue	66 60
22	H	Buffalo	80 84	235	H	Austin Peay	89 57	45	A	Purdue	66 60	77	H	Butler	87 75
221	A	Akron	74 61	206	H	Southeast Mo. St.	69 56								
130	A	Bowling Green	84 73	45	A	Purdue	66 60								
129	H	Miami (OH)	86 61	77	H	Butler	87 75								

Non-Div I Games: Oakland City 126 55

Ball St.

Average RPI Win:	140	WON-LOST	WINNING	LAST 10	STRENGTH OF	OPP. STRENGTH	TEAM	ADJ.	CONF.	ADJ CONF.
Average RPI Loss:	9	RECORD	PCT. RANK	GAMES	SCHEDULE	OF SCHEDULE	RPI	RPI	RPI	RPI
DIV. I ONLY	17- 1	4	10- 0	107	27	14	14	5	5	
DIV. I NON-CONF.	10- 1	16	5- 0	116	53	18	18	6	6	

TOTALS	RPI 1-25	RPI 26-50	W-L RECORDS	RPI 51-100	RPI 101-999	RPI 201+				
17- 1	1- 1	1- 0	OVERALL	4- 0	11- 0	4- 0				
10- 0	1- 0	0- 0	HOME	2- 0	7- 0	3- 0				
5- 1	0- 1	1- 0	AWAY	1- 0	3- 0	1- 0				
2- 0	0- 0	0- 0	NEUTRAL	1- 0	1- 0	0- 0				
10- 1	1- 1	0- 0	NON-CONFERENCE	2- 0	7- 0	3- 0				
7- 0	1- 0	0- 0	HOME	1- 0	5- 0	2- 0				
1- 1	0- 1	0- 0	AWAY	0- 0	1- 0	1- 0				
2- 0	0- 0	0- 0	NEUTRAL	1- 0	1- 0	0- 0				
7- 0	0- 0	1- 0	CONFERENCE	2- 0	4- 0	1- 0				
3- 0	0- 0	0- 0	HOME	1- 0	2- 0	1- 0				
4- 0	0- 0	1- 0	AWAY	1- 0	2- 0	0- 0				
0- 0	0- 0	0- 0	NEUTRAL	0- 0	0- 0	0- 0				

RPI	S	Opponent	Score	RPI	S	Opponent	Score	RPI	S	Opponent	Score	RPI	S	Opponent	Score
9	A	UCLA	68 82	35	A	Okl ahoma	74 52	58	N	Georgi a Tech	80 57	106	H	Kentucky	90 63
23	H	Stanford	81 57					69	A	Kansas St.	88 58	109	N	Missouri St.	100 58
								69	H	Kansas St.	75 50	115	A	Kansas	83 48
								95	H	Central Ark.	86 55	142	H	North Dakota	105 43
												152	H	Lamar University	121 62
												158	A	Iowa St.	79 50
												158	H	Iowa St.	89 49
												232	H	Texas Tech	97 49
												253	A	Nicholls St.	85 43
												294	H	McNeese	95 34
												304	H	Coppin St.	100 54

LAST 12 Division I GAMES:															
69	H	Kansas St.	75 50	69	A	Kansas St.	88 58	253	A	Nicholls St.	85 43				
158	A	Iowa St.	79 50	294	H	McNeese	95 34	142	H	North Dakota	105 43				
35	A	Okl ahoma	74 52	23	H	Stanford	81 57	106	H	Kentucky	90 63				
115	A	Kansas	83 48												
158	H	Iowa St.	89 49												
232	H	Texas Tech	97 49												

Non-Div I Games:

Bayl or

Average RPI Win: 207

Average RPI Loss: 49

WON-LOST
RECORDWINNING
PCT. RANKLAST 10
GAMESSTRENGTH OF
SCHEDULEOPP. STRENGTH
OF SCHEDULETEAM
RPIADJ.
RPICONF.
RPIADJ CONF.
RPIDIV. I ONLY
DIV. I NON-CONF.

17- 3

13

9- 1

239

116

74

74

26

26

9- 3

61

3- 1

162

34

57

57

27

27

TOTALS

RPI 1-25

RPI 26-50

W-L RECORDS

RPI 51-100

RPI 101-999

RPI 201+

17- 3

0- 1

1- 1

OVERALL

1- 1

15- 0

10- 0

7- 1

0- 0

0- 0

HOME

0- 1

7- 0

5- 0

8- 1

0- 0

0- 0

AWAY

0- 0

8- 0

5- 0

2- 1

0- 1

1- 0

NEUTRAL

1- 0

0- 0

0- 0

9- 3

0- 1

1- 1

NON-CONFERENCE

1- 1

7- 0

4- 0

3- 1

0- 0

0- 0

HOME

0- 1

3- 0

2- 0

4- 1

0- 0

0- 1

AWAY

0- 0

4- 0

2- 0

2- 1

0- 1

1- 0

NEUTRAL

1- 0

0- 0

0- 0

8- 0

0- 0

0- 0

CONFERENCE

0- 0

8- 0

6- 0

4- 0

0- 0

0- 0

HOME

0- 0

4- 0

3- 0

4- 0

0- 0

0- 0

AWAY

0- 0

4- 0

3- 0

0- 0

0- 0

0- 0

NEUTRAL

0- 0

0- 0

0- 0

RPI 1-25

RPI 26-50

RPI 51-100

Team's RPI: 74

RPI 101+

RPI	S	Opponent	Score
23	N	Stanford	53 74

RPI	S	Opponent	Score
35	A	Oklahoma	73 96
40	N	FGCU	75 65

RPI	S	Opponent	Score
59	N	Gonzaga	71 63
90	H	Wright St.	81 91

RPI	S	Opponent	Score
126	A	Vanderbilt	111 74
136	H	Jacksonville St.	71 55
151	A	Tulsa	90 65
153	A	SIUE	72 55
178	H	Samford	83 46
206	A	Southeast Mo. St.	67 57
209	A	Arkansas St.	83 52
235	H	Austin Peay	78 75
245	A	UT Martin	65 63
250	H	Presbyterian	90 48
257	A	Lipscomb	91 59
300	H	Murray St.	70 65
305	H	Fort Wayne	74 42
325	H	Tennessee Tech	78 59
340	A	Eastern Ill.	86 58

LAST 12 Division I GAMES:

235	H	Austin Peay	78 75	245	A	UT Martin	65 63
300	H	Murray St.	70 65	206	A	Southeast Mo. St.	67 57
340	A	Eastern Ill.	86 58	126	A	Vanderbilt	111 74
153	A	SIUE	72 55	90	H	Wright St.	81 91
136	H	Jacksonville St.	71 55	209	A	Arkansas St.	83 52
325	H	Tennessee Tech	78 59	257	A	Lipscomb	91 59

Belmont

Belmont

Non-Div I Games: Trevecca Nazarene 97 39

Belmont

■ Loss,
 ■ Non-Conf,
 ■ S Site,
 ■ H Home
 ■ A Away
 N Neutral

Average RPI Win:	270	WON-LOST	WINNING	LAST 10	STRENGTH OF	OPP. STRENGTH	TEAM	ADJ.	CONF.	ADJ CONF.
Average RPI Loss:	177	RECORD	PCT. RANK	GAMES	SCHEDULE	OF SCHEDULE	RPI	RPI	RPI	RPI
DIV. I ONLY	11- 4	57	8- 2	341	308	211	211	31	31	
DIV. I NON-CONF.	6- 4	122	4- 2	288	283	216	216	31	31	

TOTALS	RPI 1-25	RPI 26-50	W-L RECORDS	RPI 51-100	RPI 101-999	RPI 201+				
11- 4	0- 0	0- 0	OVERALL	0- 1	11- 3	10- 2				
5- 2	0- 0	0- 0	HOME	0- 0	5- 2	5- 1				
4- 2	0- 0	0- 0	AWAY	0- 1	4- 1	4- 1				
2- 0	0- 0	0- 0	NEUTRAL	0- 0	2- 0	1- 0				
6- 4	0- 0	0- 0	NON-CONFERENCE	0- 1	6- 3	5- 2				
3- 2	0- 0	0- 0	HOME	0- 0	3- 2	3- 1				
1- 2	0- 0	0- 0	AWAY	0- 1	1- 1	1- 1				
2- 0	0- 0	0- 0	NEUTRAL	0- 0	2- 0	1- 0				
5- 0	0- 0	0- 0	CONFERENCE	0- 0	5- 0	5- 0				
2- 0	0- 0	0- 0	HOME	0- 0	2- 0	2- 0				
3- 0	0- 0	0- 0	AWAY	0- 0	3- 0	3- 0				
0- 0	0- 0	0- 0	NEUTRAL	0- 0	0- 0	0- 0				

RPI 1-25				RPI 26-50				RPI 51-100				RPI 101+				Team's RPI: 211
RPI	S	Opponent	Score	RPI	S	Opponent	Score	RPI	S	Opponent	Score	RPI	S	Opponent	Score	
								64	A	Miami (FL)	39 85	125	H	Jacksonville	58 68	
												163	N	Texas St.	62 56	
												214	H	Southern U.	68 56	
												220	A	North Florida	63 70	
												222	N	Richmond	63 50	
												228	A	Howard	59 55	
												278	A	FIU	77 59	
												281	H	Grand Canyon	69 60	
												295	H	Prairie View	77 52	
												297	H	Southeastern La.	58 60	
												312	A	UMES	55 48	
												319	A	Delaware St.	68 60	
												329	H	Florida A&M	44 42	
												333	H	South Carolina St.	68 50	

LAST 12 Division I GAMES:																
319	A	Delaware St.	68 60	222	N	Richmond	63 50									
329	H	Florida A&M	44 42	163	N	Texas St.	62 56									
312	A	UMES	55 48	125	H	Jacksonville	58 68									
228	A	Howard	59 55	214	H	Southern U.	68 56									
333	H	South Carolina St.	68 50	281	H	Grand Canyon	69 60									
64	A	Miami (FL)	39 85	220	A	North Florida	63 70									

Non-Div I Games: Edward Waters 101 60 Palm Beach Atl. 61 48

Bethune-Cookman

Average RPI Win: 219		WON-LOST RECORD	WINNING PCT. RANK	LAST 10 GAMES	STRENGTH OF SCHEDULE	OPP. STRENGTH OF SCHEDULE	TEAM RPI	ADJ. RPI	CONF. RPI	ADJ. CONF. RPI
Average RPI Loss: 156										
DIV. I ONLY		10- 7	118	7- 3	230	249	165	165	20	20
DIV. I NON-CONF.		8- 4	87	5- 2	327	268	191	191	24	24
TOTALS		RPI 1-25	RPI 26-50	W-L RECORDS		RPI 51-100	RPI 101-999	RPI 201+		
10- 7	0- 0		0- 0	OVERALL		1- 1	9- 6	6- 1		
4- 3	0- 0		0- 0	HOME		0- 0	4- 3	1- 1		
5- 3	0- 0		0- 0	AWAY		1- 1	4- 2	4- 0		
1- 1	0- 0		0- 0	NEUTRAL		0- 0	1- 1	1- 0		
8- 4	0- 0		0- 0	NON-CONFERENCE		0- 0	8- 4	6- 0		
3- 1	0- 0		0- 0	HOME		0- 0	3- 1	1- 0		
4- 2	0- 0		0- 0	AWAY		0- 0	4- 2	4- 0		
1- 1	0- 0		0- 0	NEUTRAL		0- 0	1- 1	1- 0		
2- 3	0- 0		0- 0	CONFERENCE		1- 1	1- 2	0- 1		
1- 2	0- 0		0- 0	HOME		0- 0	1- 2	0- 1		
1- 1	0- 0		0- 0	AWAY		1- 1	0- 0	0- 0		
0- 0	0- 0		0- 0	NEUTRAL		0- 0	0- 0	0- 0		

RPI 1-25				RPI 26-50				RPI 51-100				RPI 101+				Team's RPI: 165	
RPI	S	Opponent	Score	RPI	S	Opponent	Score	RPI	S	Opponent	Score	RPI	S	Opponent	Score		
								56	A	Albany (NY)	46	63	105	H	Dartmouth	80	64
								83	A	Maine	66	62	112	H	Hartford	64	59
													114	H	Penn	77	72
													121	H	Yale	69	73
													151	N	Tulsa	55	60
													164	H	New Hampshire	61	63
													182	A	Bucknell	59	64
													198	A	Army West Point	61	73
													218	H	Stony Brook	59	67
													267	A	Cornell	66	58
													269	A	Rider	76	54
													286	A	Bryant	55	47
													303	A	Southern Utah	72	66
													312	N	UMES	68	51
													342	H	NJIT	67	36
LAST 12 Division I GAMES:																	
				218	H	Stony Brook	59	67	269	A	Rider	76	54				
				56	A	Albany (NY)	46	63	267	A	Cornell	66	58				
				112	H	Hartford	64	59	342	H	NJIT	67	36				
				164	H	New Hampshire	61	63	286	A	Bryant	55	47				
				83	A	Maine	66	62	121	H	Yale	69	73				
				105	H	Dartmouth	80	64	182	A	Bucknell	59	64				

Non-Div I Games: SUNY Cortland 90 36

Bi nghamton

■ Loss, ■ Non-Conf, S Site, H Home A Away N Neutral

Average RPI Win:	201	WON-LOST	WINNING	LAST 10	STRENGTH OF	OPP. STRENGTH	TEAM	ADJ.	CONF.	ADJ CONF.
Average RPI Loss:	146	RECORD	PCT. RANK	GAMES	SCHEDULE	OF SCHEDULE	RPI	RPI	RPI	RPI
DIV. I ONLY	9- 8	153	6- 4	204	146	186	186	16	16	
DIV. I NON-CONF.	4- 5	202	2- 2	300	160	267	267	14	14	

TOTALS	RPI 1-25	RPI 26-50	W-L RECORDS	RPI 51-100	RPI 101-999	RPI 201+				
9- 8	0- 0	0- 0	OVERALL	0- 4	9- 4	4- 2				
4- 5	0- 0	0- 0	HOME	0- 3	4- 2	0- 1				
5- 1	0- 0	0- 0	AWAY	0- 1	5- 0	4- 0				
0- 2	0- 0	0- 0	NEUTRAL	0- 0	0- 2	0- 1				
4- 5	0- 0	0- 0	NON-CONFERENCE	0- 2	4- 3	2- 2				
2- 3	0- 0	0- 0	HOME	0- 2	2- 1	0- 1				
2- 0	0- 0	0- 0	AWAY	0- 0	2- 0	2- 0				
0- 2	0- 0	0- 0	NEUTRAL	0- 0	0- 2	0- 1				
5- 3	0- 0	0- 0	CONFERENCE	0- 2	5- 1	2- 0				
2- 2	0- 0	0- 0	HOME	0- 1	2- 1	0- 0				
3- 1	0- 0	0- 0	AWAY	0- 1	3- 0	2- 0				
0- 0	0- 0	0- 0	NEUTRAL	0- 0	0- 0	0- 0				

RPI 1-25				RPI 26-50				RPI 51-100				RPI 101+				Team's RPI: 186
RPI	S	Opponent	Score	RPI	S	Opponent	Score	RPI	S	Opponent	Score	RPI	S	Opponent	Score	
								51	H	Washington St.	53 61	102	H	UNLV	69 60	
								66	H	Saint Mary's (CA)	72 74	140	H	Washington	85 62	
								67	H	Wyoming	51 66	149	H	Saint Francis (PA)	87 59	
								71	A	New Mexico	83 100	150	H	Nevada	68 72	
												174	N	San Diego	52 72	
												181	A	Colorado St.	62 58	
												187	H	Fresno St.	75 66	
												207	A	Eastern Wash.	61 57	
												231	A	San Diego St.	86 70	
												262	H	CSU Bakersfield	59 65	
												290	A	Utah St.	64 42	
												322	A	Portland	73 47	
												324	N	Northern Ariz.	60 62	

LAST 12 Division I GAMES:																
150	H	Nevada	68 72	102	H	UNLV	69 60									
290	A	Utah St.	64 42	181	A	Colorado St.	62 58									
231	A	San Diego St.	86 70	149	H	Saint Francis (PA)	87 59									
187	H	Fresno St.	75 66	262	H	CSU Bakersfield	59 65									
67	H	Wyoming	51 66	51	H	Washington St.	53 61									
71	A	New Mexico	83 100	322	A	Portland	73 47									

Non-Div I Games: Corban 94 50 Northwest Chrst. 83 51

Boi se St.

Average RPI Win:	148	WON-LOST	WINNING	LAST 10	STRENGTH OF	OPP. STRENGTH	TEAM	ADJ.	CONF.	ADJ CONF.
Average RPI Loss:	116	RECORD	PCT. RANK	GAMES	SCHEDULE	OF SCHEDULE	RPI	RPI	RPI	RPI
DIV. I ONLY	6- 12	258	3- 7	42	71	179	179	1	1	
DIV. I NON-CONF.	5- 8	220	2- 5	128	163	212	212	1	1	

TOTALS	RPI 1-25	RPI 26-50	W-L RECORDS	RPI 51-100	RPI 101-999	RPI 201+				
6- 12	0- 1	1- 2	OVERALL	2- 2	3- 7	2- 2				
5- 4	0- 0	1- 1	HOME	2- 1	2- 2	1- 1				
1- 8	0- 1	0- 1	AWAY	0- 1	1- 4	1- 0				
0- 0	0- 0	0- 0	NEUTRAL	0- 0	0- 0	0- 0				
5- 8	0- 0	1- 1	NON-CONFERENCE	1- 1	3- 6	2- 2				
4- 3	0- 0	1- 0	HOME	1- 1	2- 2	1- 1				
1- 5	0- 0	0- 1	AWAY	0- 0	1- 4	1- 1				
0- 0	0- 0	0- 0	NEUTRAL	0- 0	0- 0	0- 0				
1- 4	0- 1	0- 1	CONFERENCE	1- 1	0- 1	0- 0				
1- 1	0- 0	0- 1	HOME	1- 0	0- 0	0- 0				
0- 3	0- 1	0- 0	AWAY	0- 1	0- 1	0- 0				
0- 0	0- 0	0- 0	NEUTRAL	0- 0	0- 0	0- 0				

RPI 1-25				RPI 26-50				RPI 51-100				RPI 101+				Team's RPI: 179
RPI	S	Opponent	Score	RPI	S	Opponent	Score	RPI	S	Opponent	Score	RPI	S	Opponent	Score	
2	A	Notre Dame	60 89	41	H	Virginia	57 68	63	A	Virginia Tech	58 89	103	H	Seton Hall	53 73	
				47	A	Minnesota	68 78	76	H	Fordham	55 52	105	A	Dartmouth	57 68	
				48	H	Houston	79 74	83	H	Maine	40 61	122	A	Clemson	61 65	
								88	H	North Carolina	77 64	164	H	New Hampshire	64 55	
												168	A	Boston U.	57 61	
												176	A	Providence	55 63	
												203	A	Columbia	60 68	
												225	A	Holy Cross	70 61	
												274	H	Fairfield	58 66	
												286	H	Bryant	65 42	

LAST 12 Division I GAMES:																
122	A	Clemson	61 65	176	A	Providence	55 63									
2	A	Notre Dame	60 89	164	H	New Hampshire	64 55									
41	H	Virginia	57 68	103	H	Seton Hall	53 73									
88	H	North Carolina	77 64	225	A	Holy Cross	70 61									
63	A	Virginia Tech	58 89	274	H	Fairfield	58 66									
83	H	Maine	40 61	203	A	Columbia	60 68									

Non-Div I Games:

Boston College

Average RPI Win:	224	WON-LOST	WINNING	LAST 10	STRENGTH OF	OPP. STRENGTH	TEAM	ADJ.	CONF.	ADJ CONF.
Average RPI Loss:	131	RECORD	PCT. RANK	GAMES	SCHEDULE	OF SCHEDULE	RPI	RPI	RPI	RPI
DIV. I ONLY	8- 10	210	3- 7	121	230	168	168	15	15	
DIV. I NON-CONF.	5- 5	170	1- 3	124	259	133	133	18	18	

TOTALS	RPI 1-25	RPI 26-50	W-L RECORDS	RPI 51-100	RPI 101-999	RPI 201+				
8- 10	0- 0	0- 0	OVERALL	1- 5	7- 5	5- 1				
3- 5	0- 0	0- 0	HOME	0- 2	3- 3	2- 1				
5- 5	0- 0	0- 0	AWAY	1- 3	4- 2	3- 0				
0- 0	0- 0	0- 0	NEUTRAL	0- 0	0- 0	0- 0				
5- 5	0- 0	0- 0	NON-CONFERENCE	1- 3	4- 2	3- 0				
2- 2	0- 0	0- 0	HOME	0- 1	2- 1	1- 0				
3- 3	0- 0	0- 0	AWAY	1- 2	2- 1	2- 0				
0- 0	0- 0	0- 0	NEUTRAL	0- 0	0- 0	0- 0				
3- 5	0- 0	0- 0	CONFERENCE	0- 2	3- 3	2- 1				
1- 3	0- 0	0- 0	HOME	0- 1	1- 2	1- 1				
2- 2	0- 0	0- 0	AWAY	0- 1	2- 1	1- 0				
0- 0	0- 0	0- 0	NEUTRAL	0- 0	0- 0	0- 0				

RPI 1-25				RPI 26-50				RPI 51-100				RPI 101+ Team's RPI: 168			
RPI	S	Opponent	Score	RPI	S	Opponent	Score	RPI	S	Opponent	Score	RPI	S	Opponent	Score
								54	H	UCF	32 47	159	A	Lehigh	58 74
								65	A	American	50 66	164	A	New Hampshire	57 72
								81	H	Navy	59 64	179	H	Boston College	61 57
								87	A	Brown	68 92	182	H	Bucknell	58 63
								89	A	Harvard	70 80	198	A	Army West Point	60 59
								100	A	Delaware	85 79	199	H	Marist	52 80
												213	H	Northeastern	74 73
												225	H	Holy Cross	57 60
												236	H	Loyola Maryland	75 56
												258	A	Colgate	62 49
												286	A	Bryant	78 61
												318	A	Vermont	57 41

LAST 12 Division I GAMES:															
				81	H	Navy	59 64	182	H	Bucknell	58 63				
				65	A	American	50 66	198	A	Army West Point	60 59				
				225	H	Holy Cross	57 60	87	A	Brown	68 92				
				258	A	Colgate	62 49	54	H	UCF	32 47				
				159	A	Lehigh	58 74	199	H	Marist	52 80				
				236	H	Loyola Maryland	75 56	318	A	Vermont	57 41				

Non-Div I Games:

Boston U.

Average RPI Win:

206

Average RPI Loss:

114

WON-LOST
RECORDWINNING
PCT. RANKLAST 10
GAMESSTRENGTH OF
SCHEDULEOPP. STRENGTH
OF SCHEDULETEAM
RPIADJ.
RPICONF.
RPIADJ CONF.
RPI

DIV. I ONLY	9- 8	153	2- 7	111	170	130	130	7	7
DIV. I NON-CONF.	7- 3	74	2- 2	146	320	85	85	8	8
TOTALS	RPI 1-25	RPI 26-50	W-L RECORDS	RPI 51-100	RPI 101-999	RPI 201+			
9- 8	0- 0	0- 3	OVERALL	0- 2	9- 3	4- 1			
4- 4	0- 0	0- 1	HOME	0- 1	4- 2	2- 1			
3- 4	0- 0	0- 2	AWAY	0- 1	3- 1	2- 0			
2- 0	0- 0	0- 0	NEUTRAL	0- 0	2- 0	0- 0			
7- 3	0- 0	0- 1	NON-CONFERENCE	0- 0	7- 2	3- 1			
3- 1	0- 0	0- 0	HOME	0- 0	3- 1	2- 1			
2- 2	0- 0	0- 1	AWAY	0- 0	2- 1	1- 0			
2- 0	0- 0	0- 0	NEUTRAL	0- 0	2- 0	0- 0			
2- 5	0- 0	0- 2	CONFERENCE	0- 2	2- 1	1- 0			
1- 3	0- 0	0- 1	HOME	0- 1	1- 1	0- 0			
1- 2	0- 0	0- 1	AWAY	0- 1	1- 0	1- 0			
0- 0	0- 0	0- 0	NEUTRAL	0- 0	0- 0	0- 0			

RPI	S	Opponent	Score	RPI	S	Opponent	Score	RPI	S	Opponent	Score	RPI	S	Opponent	Score	Team's RPI: 130
30	A	South Dakota St.	44 76	79	H	Ohio	63 70	113	H	Kent St.	60 50	141	A	Cincinnati	51 75	
36	H	Ball St.	73 84	91	A	Western Mi ch.	58 67	143	H	Xavier	63 53	157	A	Robert Morris	64 62	
38	A	Central Mi ch.	54 90					188	N	Norfolk St.	59 50	193	H	Eastern Mi ch.	52 54	
								201	N	Fla. Atlantic	66 55	221	A	Akron	66 64	
								260	H	Valparaiso	90 77	284	A	Detroit Mercy	85 81	
								288	H	Eastern Ky.	77 60	301	H	Canisius	57 71	
LAST 12 Division I GAMES:																
79	H	Ohio	63 70	91	A	Western Mi ch.	58 67	141	A	Cincinnati	51 75	30	A	South Dakota St.	44 76	
113	H	Kent St.	60 50									143	H	Xavier	63 53	
221	A	Akron	66 64									260	H	Valparaiso	90 77	
38	A	Central Mi ch.	54 90									284	A	Detroit Mercy	85 81	
36	H	Ball St.	73 84									288	H	Eastern Ky.	77 60	
193	H	Eastern Mi ch.	52 54									301	H	Canisius	57 71	

Non-Div I Games:

Ferris St.

82 73

Bowling Green

Average RPI Win:	258	WON-LOST	WINNING	LAST 10	STRENGTH OF	OPP. STRENGTH	TEAM	ADJ.	CONF.	ADJ CONF.
Average RPI Loss:	154	RECORD	PCT. RANK	GAMES	SCHEDULE	OF SCHEDULE	RPI	RPI	RPI	RPI
DIV. I ONLY	8- 8	170	5- 5	275	247	216	216	24	24	
DIV. I NON-CONF.	5- 5	170	3- 3	236	248	194	194	22	22	

TOTALS	RPI 1-25	RPI 26-50	W-L RECORDS	RPI 51-100	RPI 101-999	RPI 201+				
8- 8	0- 1	0- 0	OVERALL	0- 0	8- 7	7- 2				
3- 3	0- 0	0- 0	HOME	0- 0	3- 3	2- 0				
4- 5	0- 1	0- 0	AWAY	0- 0	4- 4	4- 2				
1- 0	0- 0	0- 0	NEUTRAL	0- 0	1- 0	1- 0				
5- 5	0- 1	0- 0	NON-CONFERENCE	0- 0	5- 4	4- 1				
3- 1	0- 0	0- 0	HOME	0- 0	3- 1	2- 0				
1- 4	0- 1	0- 0	AWAY	0- 0	1- 3	1- 1				
1- 0	0- 0	0- 0	NEUTRAL	0- 0	1- 0	1- 0				
3- 3	0- 0	0- 0	CONFERENCE	0- 0	3- 3	3- 1				
0- 2	0- 0	0- 0	HOME	0- 0	0- 2	0- 0				
3- 1	0- 0	0- 0	AWAY	0- 0	3- 1	3- 1				
0- 0	0- 0	0- 0	NEUTRAL	0- 0	0- 0	0- 0				

RPI 1-25				RPI 26-50				RPI 51-100				RPI 101+ Team's RPI: 216			
RPI	S	Opponent	Score	RPI	S	Opponent	Score	RPI	S	Opponent	Score	RPI	S	Opponent	Score
15	A	Green Bay	40 72									109	H	Missouri St.	65 71
												111	H	Western Ill.	87 80
												133	H	Cleveland St.	65 67
												146	A	Northern Ill.	52 76
												161	A	Illinois	62 74
												172	H	Southern Ill.	62 63
												206	A	Southeast Mo. St.	53 57
												240	H	Omaha	69 56
												244	A	Illinois St.	62 42
												253	N	Nicholls St.	75 65
												260	A	Valparaiso	88 69
												292	A	Indiana St.	50 65
												293	A	Loyola Chicago	59 57
												321	H	Ill.-Chicago	58 48
												340	A	Eastern Ill.	67 52
LAST 12 Division I GAMES:															
292	A	Indiana St.	50 65	111	H	Western Ill.	87 80								
109	H	Missouri St.	65 71	133	H	Cleveland St.	65 67								
172	H	Southern Ill.	62 63	15	A	Green Bay	40 72								
260	A	Valparaiso	88 69	340	A	Eastern Ill.	67 52								
293	A	Loyola Chicago	59 57	321	H	Ill.-Chicago	58 48								
244	A	Illinois St.	62 42	146	A	Northern Ill.	52 76								

Non-Div I Games: Lincoln (MO) 88 44

Bradley

Average RPI Win:	218	WON-LOST	WINNING	LAST 10	STRENGTH OF	OPP. STRENGTH	TEAM	ADJ.	CONF.	ADJ CONF.
Average RPI Loss:	73	RECORD	PCT. RANK	GAMES	SCHEDULE	OF SCHEDULE	RPI	RPI	RPI	RPI
DIV. I ONLY	12- 2	12	8- 1	296	119	87	87	9	9	
DIV. I NON-CONF.	11- 1	13	9- 0	318	134	90	90	9	9	

TOTALS	RPI 1-25	RPI 26-50	W-L RECORDS	RPI 51-100	RPI 101-999	RPI 201+				
12- 2	0- 1	0- 0	OVERALL	0- 0	12- 1	7- 0				
5- 1	0- 1	0- 0	HOME	0- 0	5- 0	3- 0				
5- 1	0- 0	0- 0	AWAY	0- 0	5- 1	3- 0				
2- 0	0- 0	0- 0	NEUTRAL	0- 0	2- 0	1- 0				
11- 1	0- 1	0- 0	NON-CONFERENCE	0- 0	11- 0	7- 0				
4- 1	0- 1	0- 0	HOME	0- 0	4- 0	3- 0				
5- 0	0- 0	0- 0	AWAY	0- 0	5- 0	3- 0				
2- 0	0- 0	0- 0	NEUTRAL	0- 0	2- 0	1- 0				
1- 1	0- 0	0- 0	CONFERENCE	0- 0	1- 1	0- 0				
1- 0	0- 0	0- 0	HOME	0- 0	1- 0	0- 0				
0- 1	0- 0	0- 0	AWAY	0- 0	0- 1	0- 0				
0- 0	0- 0	0- 0	NEUTRAL	0- 0	0- 0	0- 0				

RPI 1-25				RPI 26-50				RPI 51-100				Team's RPI: 87				RPI 101+			
RPI	S	Opponent	Score	RPI	S	Opponent	Score	RPI	S	Opponent	Score	RPI	S	Opponent	Score	RPI	S	Opponent	Score
25	H	Cal i forni a	79 89													121	A	Yale	63 77
																121	H	Yale	81 71
																132	A	Paci fi c	74 57
																162	N	Hampton	73 66
																168	H	Boston U.	92 68
																176	A	Provi dence	64 59
																225	H	Hol y Cross	82 78
																228	A	Howard	85 81
																258	A	Col gate	83 73
																259	H	Sacred Heart	102 77
																286	H	Bryant	85 62
																286	N	Bryant	72 60
																309	A	Central Conn. St.	78 55
LAST 12 Division I GAMES:																			
121	H	Yale	81 71	286	N	Bryant	72 60												
121	A	Yale	63 77	176	A	Provi dence	64 59												
228	A	Howard	85 81	225	H	Hol y Cross	82 78												
168	H	Boston U.	92 68	132	A	Paci fi c	74 57												
258	A	Col gate	83 73	162	N	Hampton	73 66												
259	H	Sacred Heart	102 77	25	H	Cal i forni a	79 89												

Non-Div I Games: Johnson & Wales (R) 100 79

Brown

Average RPI Win: **288**
 Average RPI Loss: **161**

WON-LOST
RECORD

WINNING
PCT. RANK

LAST 10
GAMES

STRENGTH OF
SCHEDULE

OPP. STRENGTH
OF SCHEDULE

TEAM
RPI

ADJ.
RPI

CONF.
RPI

ADJ CONF.
RPI

DIV. I ONLY	5- 12	280	4- 6	244	284	286	286	28	28
DIV. I NON-CONF.	1- 10	327	1- 5	113	239	289	289	28	28
<hr/>									
TOTALS	RPI 1-25	RPI 26-50	W-L RECORDS	RPI 51-100	RPI 101-999	RPI 201+			
5- 12	0- 0	0- 0	OVERALL	0- 4	5- 8	5- 3			
2- 6	0- 0	0- 0	HOME	0- 0	2- 6	2- 2			
2- 5	0- 0	0- 0	AWAY	0- 3	2- 2	2- 1			
1- 1	0- 0	0- 0	NEUTRAL	0- 1	1- 0	1- 0			
1- 10	0- 0	0- 0	NON-CONFERENCE	0- 4	1- 6	1- 1			
0- 4	0- 0	0- 0	HOME	0- 0	0- 4	0- 0			
0- 5	0- 0	0- 0	AWAY	0- 3	0- 2	0- 1			
1- 1	0- 0	0- 0	NEUTRAL	0- 1	1- 0	1- 0			
4- 2	0- 0	0- 0	CONFERENCE	0- 0	4- 2	4- 2			
2- 2	0- 0	0- 0	HOME	0- 0	2- 2	2- 2			
2- 0	0- 0	0- 0	AWAY	0- 0	2- 0	2- 0			
0- 0	0- 0	0- 0	NEUTRAL	0- 0	0- 0	0- 0			

RPI 1-25				RPI 26-50				RPI 51-100				RPI 101+ Team's RPI: 286					
RPI	S	Opponent	Score	RPI	S	Opponent	Score	RPI	S	Opponent	Score	RPI	S	Opponent	Score		
								83	A	Maine	68	70	112	H	Hartford	47	59
								85	A	James Madison	36	67	164	H	New Hampshire	65	74
								87	A	Brown	62	85	165	H	Binghamton	47	55
								87	N	Brown	60	72	168	H	Boston U.	61	78
												179	A	Boston College	42	65	
												225	A	Holy Cross	57	59	
												259	A	Sacred Heart	81	73	
												261	H	Mt. St. Mary's	63	68	
												263	H	LIU Brooklyn	75	56	
												291	A	Fairleigh Dickinson	65	48	
												309	H	Central Conn. St.	66	50	
												317	H	Wagner	66	75	
												320	N	Rhode Island	58	52	
LAST 12 Division I GAMES:																	
				263	H	LIU Brooklyn	75	56	85	A	James Madison	36	67				
				259	A	Sacred Heart	81	73	112	H	Hartford	47	59				
				291	A	Fairleigh Dickinson	65	48	165	H	Binghamton	47	55				
				309	H	Central Conn. St.	66	50	87	N	Brown	60	72				
				261	H	Mt. St. Mary's	63	68	320	N	Rhode Island	58	52				
				317	H	Wagner	66	75	168	H	Boston U.	61	78				

Non-Div I Games:

Bryant

Average RPI Win:	238	WON-LOST	WINNING	LAST 10	STRENGTH OF	OPP. STRENGTH	TEAM	ADJ.	CONF.	ADJ CONF.
Average RPI Loss:	143	RECORD	PCT. RANK	GAMES	SCHEDULE	OF SCHEDULE	RPI	RPI	RPI	RPI
DIV. I ONLY	11- 8	127	5- 5	276	161	182	182	15	15	
DIV. I NON-CONF.	6- 5	153	2- 2	291	173	207	207	18	18	
TOTALS	RPI 1-25	RPI 26-50	W-L RECORDS	RPI 51-100	RPI 101-999	RPI 201+				
11- 8	0- 0	0- 0	OVERALL	0- 3	11- 5	8- 2				
6- 3	0- 0	0- 0	HOME	0- 0	6- 3	4- 2				
5- 5	0- 0	0- 0	AWAY	0- 3	5- 2	4- 0				
0- 0	0- 0	0- 0	NEUTRAL	0- 0	0- 0	0- 0				
6- 5	0- 0	0- 0	NON-CONFERENCE	0- 2	6- 3	5- 1				
3- 2	0- 0	0- 0	HOME	0- 0	3- 2	2- 1				
3- 3	0- 0	0- 0	AWAY	0- 2	3- 1	3- 0				
0- 0	0- 0	0- 0	NEUTRAL	0- 0	0- 0	0- 0				
5- 3	0- 0	0- 0	CONFERENCE	0- 1	5- 2	3- 1				
3- 1	0- 0	0- 0	HOME	0- 0	3- 1	2- 1				
2- 2	0- 0	0- 0	AWAY	0- 1	2- 1	1- 0				
0- 0	0- 0	0- 0	NEUTRAL	0- 0	0- 0	0- 0				

RPI 1-25				RPI 26-50				RPI 51-100				RPI 101+				Team's RPI: 182	
RPI	S	Opponent	Score	RPI	S	Opponent	Score	RPI	S	Opponent	Score	RPI	S	Opponent	Score		
								57	A	Drexel	54	63	156	H	Saint Joseph's	53	77
								65	A	American	58	68	159	A	Lehigh	62	66
								76	A	Fordham	62	71	160	A	Pittsburgh	39	57
													165	H	Binghamton	64	59
													168	A	Boston U.	63	58
													198	H	Army West Point	60	36
													221	H	Akron	63	52
													225	A	Holy Cross	71	47
													234	H	St. Bonaventure	48	59
													236	H	Loyola Maryland	65	68
													237	A	Youngstown St.	66	60
													241	H	Lafayette	83	53
													258	H	Colgate	77	57
													269	A	Rider	76	71
													301	H	Canisius	76	57
													331	A	Iona	60	53
LAST 12 Division I GAMES:																	
				225	A	Holy Cross	71	47	168	A	Boston U.	63	58				
				236	H	Loyola Maryland	65	68	65	A	American	58	68				
				258	H	Colgate	77	57	160	A	Pittsburgh	39	57				
				159	A	Lehigh	62	66	76	A	Fordham	62	71				
				241	H	Lafayette	83	53	331	A	Iona	60	53				
				198	H	Army West Point	60	36	165	H	Binghamton	64	59				

Non-Div I Games:

Bucknell

Average RPI Win:	139	WON-LOST	WINNING	LAST 10	STRENGTH OF	OPP. STRENGTH	TEAM	ADJ.	CONF.	ADJ CONF.
Average RPI Loss:	125	RECORD	PCT. RANK	GAMES	SCHEDULE	OF SCHEDULE	RPI	RPI	RPI	RPI
DIV. I ONLY	15- 3	18	8- 2	93	51	22	22	7	7	
DIV. I NON-CONF.	9- 2	34	4- 1	159	67	36	36	8	8	
TOTALS	RPI 1-25	RPI 26-50	W-L RECORDS	RPI 51-100	RPI 101-999	RPI 201+				
15- 3	0- 0	3- 1	OVERALL	4- 0	8- 2	5- 0				
6- 0	0- 0	1- 0	HOME	2- 0	3- 0	2- 0				
6- 3	0- 0	2- 1	AWAY	1- 0	3- 2	3- 0				
3- 0	0- 0	0- 0	NEUTRAL	1- 0	2- 0	0- 0				
9- 2	0- 0	1- 1	NON-CONFERENCE	2- 0	6- 1	4- 0				
3- 0	0- 0	0- 0	HOME	1- 0	2- 0	2- 0				
3- 2	0- 0	1- 1	AWAY	0- 0	2- 1	2- 0				
3- 0	0- 0	0- 0	NEUTRAL	1- 0	2- 0	0- 0				
6- 1	0- 0	2- 0	CONFERENCE	2- 0	2- 1	1- 0				
3- 0	0- 0	1- 0	HOME	1- 0	1- 0	0- 0				
3- 1	0- 0	1- 0	AWAY	1- 0	1- 1	1- 0				
0- 0	0- 0	0- 0	NEUTRAL	0- 0	0- 0	0- 0				

RPI 1-25				Team's RPI : 22			
RPI	S	Opponent	Score				
31	A	St. John's (NY)	73 72				
33	A	Arizona St.	57 76				
36	A	Ball St.	84 80				
49	H	Toledo	87 69				

RPI 26-50			
RPI	S	Opponent	Score
31	A	St. John's (NY)	73 72
33	A	Arizona St.	57 76
36	A	Ball St.	84 80
49	H	Toledo	87 69

RPI 51-100			
RPI	S	Opponent	Score
75	N	Nebraska	82 72
79	A	Ohio	67 63
91	H	Western Mich.	71 49
100	H	Delaware	87 73

RPI 101+			
RPI	S	Opponent	Score
102	N	UNLV	80 53
122	N	Clemson	61 41
129	H	Miami (OH)	72 67
146	A	Northern Ill.	84 86
197	A	Niagara	62 75
203	A	Columbia	65 63
221	A	Akron	89 66
234	A	St. Bonaventure	76 59
301	H	Canisius	73 47
312	H	UMES	76 41

LAST 12 Division I GAMES:			
49	H	Toledo	87 69
79	A	Ohio	67 63
36	A	Ball St.	84 80
129	H	Miami (OH)	72 67
146	A	Northern Ill.	84 86
91	H	Western Mich.	71 49
221	A	Akron	89 66
31	A	St. John's (NY)	73 72
197	A	Niagara	62 75
234	A	St. Bonaventure	76 59
203	A	Columbia	65 63
301	H	Canisius	73 47

Non-Div I Games:

Buffalo

Average RPI Win: 183

Average RPI Loss: 47

WON-LOST
RECORDWINNING
PCT. RANKLAST 10
GAMESSTRENGTH OF
SCHEDULEOPP. STRENGTH
OF SCHEDULETEAM
RPIADJ.
RPICONF.
RPIADJ CONF.
RPIDIV. I ONLY
DIV. I NON-CONF.12- 8
8- 4114
876- 4
4- 064
13554
16577
7177
716
56
5

TOTALS

RPI 1-25

RPI 26-50

W-L RECORDS

RPI 51-100

RPI 101-999

RPI 201+

12- 8

1- 1

0- 5

OVERALL

2- 1

9- 1

6- 0

6- 2

0- 0

0- 1

HOME

1- 0

5- 1

3- 0

5- 4

1- 1

0- 3

AWAY

0- 0

4- 0

3- 0

1- 2

0- 0

0- 1

NEUTRAL

1- 1

0- 0

0- 0

8- 4

0- 1

0- 2

NON-CONFERENCE

1- 1

7- 0

6- 0

4- 0

0- 0

0- 0

HOME

0- 0

4- 0

3- 0

3- 2

0- 1

0- 1

AWAY

0- 0

3- 0

3- 0

1- 2

0- 0

0- 1

NEUTRAL

1- 1

0- 0

0- 0

4- 4

1- 0

0- 3

CONFERENCE

1- 0

2- 1

0- 0

2- 2

0- 0

0- 1

HOME

1- 0

1- 1

0- 0

2- 2

1- 0

0- 2

AWAY

0- 0

1- 0

0- 0

0- 0

0- 0

0- 0

NEUTRAL

0- 0

0- 0

0- 0

RPI 1-25

RPI 26-50

RPI 51-100 Team's RPI: 77

RPI 101+

RPI	S	Opponent	Score
17	A	Villanova	76 53
20	A	South Fla.	55 71

RPI	S	Opponent	Score
27	A	Marquette	67 69
28	A	DePaul	65 87
31	H	St. John's (NY)	55 73
34	N	West Virginia	68 75
36	A	Ball St.	75 87

RPI	S	Opponent	Score
57	N	Drexel	62 76
61	H	Creighton	59 53
63	N	Virginia Tech	79 77

RPI	S	Opponent	Score
103	H	Seton Hall	66 48
139	A	Georgetown	66 57
143	H	Xavier	62 69
189	H	Wisconsin	69 62
235	H	Austin Peay	75 54
244	A	Illinois St.	56 45
257	H	Lipscomb	70 58
292	A	Indiana St.	60 51
293	H	Loyola Chicago	64 52
300	A	Murray St.	88 59

LAST 12 Division I GAMES:

61	H	Creighton	59 53	17	A	Villanova	76 53
28	A	DePaul	65 87	143	H	Xavier	62 69
27	A	Marquette	67 69	292	A	Indiana St.	60 51
31	H	St. John's (NY)	55 73	293	H	Loyola Chicago	64 52
103	H	Seton Hall	66 48	189	H	Wisconsin	69 62
139	A	Georgetown	66 57	244	A	Illinois St.	56 45

Butler

Butler

Non-Div I Games:

Butler

■ Loss, ■ Non-Conf, ■ S Site, ■ Home ■ Away N Neutral

Average RPI Win:	284	WON-LOST	WINNING	LAST 10	STRENGTH OF	OPP. STRENGTH	TEAM	ADJ.	CONF.	ADJ CONF.
Average RPI Loss:	180	RECORD	PCT. RANK	GAMES	SCHEDULE	OF SCHEDULE	RPI	RPI	RPI	RPI
DIV. I ONLY	7- 10	224	5- 4	316	260	262	262	30	30	
DIV. I NON-CONF.	4- 8	239	2- 4	271	211	248	248	30	30	

TOTALS	RPI 1-25	RPI 26-50	W-L RECORDS	RPI 51-100	RPI 101-999	RPI 201+				
7- 10	0- 1	0- 0	OVERALL	0- 1	7- 8	6- 5				
4- 2	0- 0	0- 0	HOME	0- 0	4- 2	4- 1				
3- 8	0- 1	0- 0	AWAY	0- 1	3- 6	2- 4				
0- 0	0- 0	0- 0	NEUTRAL	0- 0	0- 0	0- 0				
4- 8	0- 1	0- 0	NON-CONFERENCE	0- 1	4- 6	3- 3				
2- 1	0- 0	0- 0	HOME	0- 0	2- 1	2- 0				
2- 7	0- 1	0- 0	AWAY	0- 1	2- 5	1- 3				
0- 0	0- 0	0- 0	NEUTRAL	0- 0	0- 0	0- 0				
3- 2	0- 0	0- 0	CONFERENCE	0- 0	3- 2	3- 2				
2- 1	0- 0	0- 0	HOME	0- 0	2- 1	2- 1				
1- 1	0- 0	0- 0	AWAY	0- 0	1- 1	1- 1				
0- 0	0- 0	0- 0	NEUTRAL	0- 0	0- 0	0- 0				

RPI 1-25				RPI 26-50				RPI 51-100				RPI 101+ Team's RPI: 262			
RPI	S	Opponent	Score	RPI	S	Opponent	Score	RPI	S	Opponent	Score	RPI	S	Opponent	Score
23	A	Stanford	34 57					98	A	South Dakota	50 66	131	A	UTEP	56 67
												173	A	Cal Poly	57 59
												186	A	Boise St.	65 59
												190	H	UC Irvine	59 72
												212	A	SMU	29 41
												227	A	UC Riverside	65 68
												240	H	Omaha	52 43
												246	A	New Mexico St.	48 56
												247	H	UMKC	58 60
												252	A	San Jose St.	57 67
												302	H	Utah Valley	63 58
												303	A	Southern Utah	46 45
												310	H	Cal St. Fullerton	55 43
												313	A	UTRGV	67 64
												337	H	Chicago St.	63 49
LAST 12 Division I GAMES:															
337	H	Chicago St.	63 49	173	A	Cal Poly	57 59								
247	H	UMKC	58 60	186	A	Boise St.	65 59								
246	A	New Mexico St.	48 56	240	H	Omaha	52 43								
313	A	UTRGV	67 64	98	A	South Dakota	50 66								
302	H	Utah Valley	63 58	227	A	UC Riverside	65 68								
190	H	UC Irvine	59 72	212	A	SMU	29 41								

Non-Div I Games: Fresno Pacific 74 63 Whittier 72 35

C
a
l
P
o
l
y

Cal Poly			Through Games Of Jan. 20, 2018								
Average RPI	Win:	243	WON-LOST	WINNING	LAST 10	STRENGTH OF	OPP. STRENGTH	TEAM	ADJ.	CONF.	ADJ CONF.
Average RPI	Loss:	151	RECORD	PCT. RANK	GAMES	SCHEDULE	OF SCHEDULE	RPI	RPI	RPI	RPI
DIV. I ONLY			8- 8	170	5- 5	171	286	173	173	21	21
DIV. I NON-CONF.			5- 6	187	3- 3	212	326	198	198	20	20

TOTALS		RPI 1-25		RPI 26-50		W-L RECORDS	RPI 51-100	RPI 101-999		RPI 201+	
8- 8		0- 0		0- 2		OVERALL	0- 1	8- 5		6- 3	
5- 2		0- 0		0- 1		HOME	0- 0	5- 1		3- 0	
3- 6		0- 0		0- 1		AWAY	0- 1	3- 4		3- 3	
0- 0		0- 0		0- 0		NEUTRAL	0- 0	0- 0		0- 0	
5- 6		0- 0		0- 1		NON-CONFERENCE	0- 1	5- 4		4- 2	
3- 1		0- 0		0- 0		HOME	0- 0	3- 1		2- 0	
2- 5		0- 0		0- 1		AWAY	0- 1	2- 3		2- 2	
0- 0		0- 0		0- 0		NEUTRAL	0- 0	0- 0		0- 0	
3- 2		0- 0		0- 1		CONFERENCE	0- 0	3- 1		2- 1	
2- 1		0- 0		0- 1		HOME	0- 0	2- 0		1- 0	
1- 1		0- 0		0- 0		AWAY	0- 0	1- 1		1- 1	
0- 0		0- 0		0- 0		NEUTRAL	0- 0	0- 0		0- 0	

C
a
l
P
o
l
y

RPI 1-25				RPI 26-50				RPI 51-100				RPI 101+ Team's RPI: 173			
RPI	S	Opponent	Score	RPI	S	Opponent	Score	RPI	S	Opponent	Score	RPI	S	Opponent	Score
				47	A	Minnesota	68 112	66	A	Saint Mary's (CA)	64 82	157	H	Robert Morris	50 66
				50	H	UC Davis	76 80					175	A	San Francisco	71 83
												175	H	San Francisco	88 83
												190	H	UC Irvine	79 76
												207	A	UC Santa Barbara	68 73
												207	A	Eastern Wash.	72 75
												224	H	CSUN	84 71
												227	A	UC Riverside	87 82
												262	H	CSU Bakersfield	59 57
												264	A	North Dakota St.	73 69
												281	H	Grand Canyon	75 69
												302	A	Utah Valley	70 89
												324	A	Northern Ari z.	89 73

LAST 12 Division I GAMES:															
				50	H	UC Davis	76 80	302	A	Utah Valley	70 89				
				190	H	UC Irvine	79 76	264	A	North Dakota St.	73 69				
				224	H	CSUN	84 71	47	A	Minnesota	68 112				
				207	A	UC Santa Barbara	68 73	207	A	Eastern Wash.	72 75				
				227	A	UC Riverside	87 82	324	A	Northern Ari z.	89 73				
				262	H	CSU Bakersfield	59 57	175	H	San Francisco	88 83				

Non-Div I Games: Cal St. Monterey Bay77 44

Cal Poly

Average RPI Win: 295

Average RPI Loss: 207

WON-LOST
RECORDWINNING
PCT. RANKLAST 10
GAMESSTRENGTH OF
SCHEDULEOPP. STRENGTH
OF SCHEDULETEAM
RPIADJ.
RPICONF.
RPIADJ CONF.
RPIDIV. I ONLY
DIV. I NON-CONF.6- 11
4- 8255
2394- 5
2- 4339
324302
319310
300310
30021
2021
20

TOTALS

RPI 1-25

RPI 26-50

W-L RECORDS

RPI 51-100

RPI 101-999

RPI 201+

6- 11

0- 0

0- 0

OVERALL

0- 0

6- 11

6- 8

4- 3

0- 0

0- 0

HOME

0- 0

4- 3

4- 2

2- 7

0- 0

0- 0

AWAY

0- 0

2- 7

2- 6

0- 1

0- 0

0- 0

NEUTRAL

0- 0

0- 1

0- 0

4- 8

0- 0

0- 0

NON-CONFERENCE

0- 0

4- 8

4- 5

2- 2

0- 0

0- 0

HOME

0- 0

2- 2

2- 1

2- 5

0- 0

0- 0

AWAY

0- 0

2- 5

2- 4

0- 1

0- 0

0- 0

NEUTRAL

0- 0

0- 1

0- 0

2- 3

0- 0

0- 0

CONFERENCE

0- 0

2- 3

2- 3

2- 1

0- 0

0- 0

HOME

0- 0

2- 1

2- 1

0- 2

0- 0

0- 0

AWAY

0- 0

0- 2

0- 2

0- 0

0- 0

0- 0

NEUTRAL

0- 0

0- 0

0- 0

RPI 1-25

RPI 26-50

RPI 51-100

RPI 101+

Team's RPI: 310

RPI S Opponent Score

RPI S Opponent Score

RPI S Opponent Score

RPI S Opponent Score

131	H	UTEP	91	92
132	A	Pacific	65	81
183	N	Oral Roberts	50	60
204	H	Denver	58	83
215	A	Idaho	60	80
224	A	CSUN	41	65
224	H	CSUN	68	70
227	A	UC Riverside	50	63
231	A	San Diego St.	58	59
238	H	Hawaii	69	57
248	A	Montana	47	68
262	A	CSU Bakersfield	43	55
265	A	Santa Clara	73	69
302	A	Utah Valley	73	36
311	H	UTSA	55	46
322	H	Portland	66	61
332	H	Long Beach St.	67	61

LAST 12 Division I GAMES:

224	A	CSUN	41	65	302	A	Utah Valley	73	36
227	A	UC Riverside	50	63	311	H	UTSA	55	46
332	H	Long Beach St.	67	61	215	A	Idaho	60	80
224	H	CSUN	68	70	183	N	Oral Roberts	50	60
238	H	Hawaii	69	57	248	A	Montana	47	68
131	H	UTEP	91	92	204	H	Denver	58	83

Cal St. Fullerton

Cal St. Fullerton

Non-Div I Games: Antelope Valley 74 48

Cal St. Fullerton

Loss, Non-Conf, S Site, H Home A Away N Neutral

Cal i f o r n i a						Through Games Of Jan. 20, 2018									
Average RPI		Win:	147	WON-LOST	WINNING	LAST 10	STRENGTH OF	OPP. STRENGTH	TEAM	ADJ.	CONF.	ADJ CONF.			
Average RPI		Loss:	13	RECORD	PCT. RANK	GAMES	SCHEDULE	OF SCHEDULE	RPI	RPI	RPI	RPI			
DIV. I ONLY				13- 5	58	7- 3	21	25	25	25	3	3			
DIV. I NON-CONF.				9- 2	34	5- 0	15	73	12	12	3	3			

TOTALS		RPI 1-25		RPI 26-50		W-L RECORDS	RPI 51-100		RPI 101-999		RPI 201+				
13- 5		0- 4		1- 1		OVERALL	3- 0		9- 0		4- 0				
8- 2		0- 2		1- 0		HOME	2- 0		5- 0		2- 0				
5- 3		0- 2		0- 1		AWAY	1- 0		4- 0		2- 0				
0- 0		0- 0		0- 0		NEUTRAL	0- 0		0- 0		0- 0				
9- 2		0- 2		0- 0		NON-CONFERENCE	2- 0		7- 0		3- 0				
5- 1		0- 1		0- 0		HOME	1- 0		4- 0		2- 0				
4- 1		0- 1		0- 0		AWAY	1- 0		3- 0		1- 0				
0- 0		0- 0		0- 0		NEUTRAL	0- 0		0- 0		0- 0				
4- 3		0- 2		1- 1		CONFERENCE	1- 0		2- 0		1- 0				
3- 1		0- 1		1- 0		HOME	1- 0		1- 0		0- 0				
1- 2		0- 1		0- 1		AWAY	0- 0		1- 0		1- 0				
0- 0		0- 0		0- 0		NEUTRAL	0- 0		0- 0		0- 0				

RPI 1-25		Team's RPI: 25	RPI 26-50				RPI 51-100				RPI 101+				
RPI	S	Opponent	Score	RPI	S	Opponent	Score	RPI	S	Opponent	Score	RPI	S	Opponent	Score
1	A	UConn	47 82	33	A	Ari zona St.	71 80	51	H	Washington St.	66 60	106	A	Kentucky	62 52
9	A	UCLA	52 60	44	H	Southern Cal i f o r n i a	76 64	66	H	Sai nt Mary' s (CA)	87 80	119	H	BYU	70 45
9	H	UCLA	46 82					87	A	Brown	89 79	132	A	Paci fi c	92 85
12	H	Mi ssouri	52 55									140	H	Washi ngton	69 60
												174	H	San Di ego	89 64
												210	H	Seattle U	87 67
												233	H	Manhattan	87 66
												265	A	Santa Cl ara	79 41
												283	A	Ari zona	53 51

LAST 12 Di v i s i o n I GAMES:															
9	A	UCLA	52 60	44	H	Southern Cal i f o r n i a	76 64	106	A	Kentucky	62 52				
51	H	Washington St.	66 60					119	H	BYU	70 45				
140	H	Washington	69 60					132	A	Paci fi c	92 85				
283	A	Ari zona	53 51					174	H	San Di ego	89 64				
33	A	Ari zona St.	71 80					265	A	Santa Cl ara	79 41				
9	H	UCLA	46 82												

Average RPI Win:	298	WON-LOST	WINNING	LAST 10	STRENGTH OF	OPP. STRENGTH	TEAM	ADJ.	CONF.	ADJ CONF.
Average RPI Loss:	171	RECORD	PCT. RANK	GAMES	SCHEDULE	OF SCHEDULE	RPI	RPI	RPI	RPI
DIV. I ONLY	7- 8	205	3- 6	332	280	275	275	29	29	
DIV. I NON-CONF.	5- 4	146	2- 3	320	261	233	233	29	29	

TOTALS	RPI 1-25	RPI 26-50	W-L RECORDS	RPI 51-100	RPI 101-999	RPI 201+				
7- 8	0- 0	0- 0	OVERALL	0- 1	7- 7	7- 3				
3- 4	0- 0	0- 0	HOME	0- 1	3- 3	3- 1				
4- 4	0- 0	0- 0	AWAY	0- 0	4- 2	4- 2				
0- 0	0- 0	0- 0	NEUTRAL	0- 0	0- 0	0- 0				
5- 4	0- 0	0- 0	NON-CONFERENCE	0- 1	5- 3	5- 1				
2- 2	0- 0	0- 0	HOME	0- 1	2- 1	2- 0				
3- 2	0- 0	0- 0	AWAY	0- 0	3- 2	3- 1				
0- 0	0- 0	0- 0	NEUTRAL	0- 0	0- 0	0- 0				
2- 4	0- 0	0- 0	CONFERENCE	0- 0	2- 4	2- 2				
1- 2	0- 0	0- 0	HOME	0- 0	1- 2	1- 1				
1- 2	0- 0	0- 0	AWAY	0- 0	1- 2	1- 1				
0- 0	0- 0	0- 0	NEUTRAL	0- 0	0- 0	0- 0				

RPI 1-25				RPI 26-50				RPI 51-100				RPI 101+				Team's RPI: 275
RPI	S	Opponent	Score	RPI	S	Opponent	Score	RPI	S	Opponent	Score	RPI	S	Opponent	Score	
								80	H	Mercer	57	58				
												108	H	High Point	53	62
												115	A	Kansas	48	66
												147	A	Liberty	42	60
												188	H	Norfolk St.	27	53
												228	A	Howard	61	63
												230	A	UNCG	72	61
												239	A	Col. of Charleston	53	45
												250	A	Presbyteria n	59	65
												255	H	UNC Asheville	52	60
												307	H	USC Upstate	69	49
												315	H	Western Caro.	58	51
												326	H	Charleston So.	58	49
												327	A	N. C. Central	58	51
												343	A	Winthrop	72	48

LAST 12 Division I GAMES:																
147	A	Liberty	42	60	228	A	Howard	61	63	327	A	N. C. Central	58	51		
108	H	High Point	53	62	188	H	Norfolk St.	27	53	315	H	Western Caro.	58	51		
250	A	Presbyteria n	59	65	80	H	Mercer	57	58	230	A	UNCG	72	61		
326	H	Charleston So.	58	49												
343	A	Winthrop	72	48												
255	H	UNC Asheville	52	60												

Non-Div I Games: Columbia Int'l 78 39 William Peace 94 42

Campbell

Average RPI Win: 252	WON-LOST RECORD	WINNING PCT. RANK	LAST 10 GAMES	STRENGTH OF SCHEDULE	OPP. STRENGTH OF SCHEDULE	TEAM RPI	ADJ. RPI	CONF. RPI	ADJ CONF. RPI
Average RPI Loss: 206									
DIV. I ONLY	6- 13	272	4- 6	317	288	301	301	25	25
DIV. I NON-CONF.	2- 9	295	0- 4	213	275	295	295	25	25

TOTALS	RPI 1-25	RPI 26-50	W-L RECORDS	RPI 51-100	RPI 101-999	RPI 201+			
6- 13	0- 1	0- 0	OVERALL	0- 0	6- 12	4- 8			
2- 6	0- 0	0- 0	HOME	0- 0	2- 6	1- 5			
4- 6	0- 0	0- 0	AWAY	0- 0	4- 1	3- 0			
0- 1	0- 0	0- 0	NEUTRAL	0- 0	0- 1	0- 0			
2- 9	0- 1	0- 0	NON-CONFERENCE	0- 0	2- 8	1- 4			
1- 4	0- 0	0- 0	HOME	0- 0	1- 4	1- 3			
1- 4	0- 1	0- 0	AWAY	0- 0	1- 3	0- 1			
0- 1	0- 0	0- 0	NEUTRAL	0- 0	0- 1	0- 0			
4- 4	0- 0	0- 0	CONFERENCE	0- 0	4- 4	3- 4			
1- 2	0- 0	0- 0	HOME	0- 0	1- 2	0- 2			
3- 2	0- 0	0- 0	AWAY	0- 0	3- 2	3- 2			
0- 0	0- 0	0- 0	NEUTRAL	0- 0	0- 0	0- 0			

RPI 1-25				RPI 26-50				RPI 51-100				RPI 101+ Team's RPI: 301			
RPI	S	Opponent	Score	RPI	S	Opponent	Score	RPI	S	Opponent	Score	RPI	S	Opponent	Score
22	A	Buffalo	47 73									118	N	Middle Tenn.	45 55
												129	A	Miami (OH)	47 72
												130	A	Bowling Green	71 57
												155	H	Oakland	48 83
												182	A	Bucknell	57 76
												196	H	Siena	65 57
												226	H	Morehead St.	52 76
												233	A	Manhattan	39 58
												233	H	Manhattan	56 59
												234	H	St. Bonaventure	71 69
												258	H	Colgate	63 70
												267	H	Cornell	59 67
												269	A	Rider	54 70
												274	H	Fairfield	52 56
												280	A	Monmouth	60 48
												313	A	UTRGV	46 63
												331	A	Iona	53 49
												338	A	Saint Peter's	66 53

LAST 12 Division I GAMES:															
280	A	Monmouth	60 48	331	A	Iona	53 49								
338	A	Saint Peter's	66 53	274	H	Fairfield	52 56								
196	H	Siena	65 57	118	N	Middle Tenn.	45 55								
233	H	Manhattan	56 59	313	A	UTRGV	46 63								
269	A	Rider	54 70	226	H	Morehead St.	52 76								
233	A	Manhattan	39 58	22	A	Buffalo	47 73								

Non-Div I Games:

Canisius

Average RPI Win:	249	WON-LOST	WINNING	LAST 10	STRENGTH OF	OPP. STRENGTH	TEAM	ADJ.	CONF.	ADJ CONF.
Average RPI Loss:	64	RECORD	PCT. RANK	GAMES	SCHEDULE	OF SCHEDULE	RPI	RPI	RPI	RPI
DIV. I ONLY	10- 5	85	9- 1	173	182	95	95	27	27	
DIV. I NON-CONF.	3- 4	209	2- 2	8	57	49	49	26	26	

TOTALS	RPI 1-25	RPI 26-50	W-L RECORDS	RPI 51-100	RPI 101-999	RPI 201+				
10- 5	0- 3	0- 0	OVERALL	0- 1	10- 1	8- 0				
5- 1	0- 0	0- 0	HOME	0- 0	5- 1	4- 0				
3- 4	0- 0	0- 0	AWAY	0- 0	3- 0	3- 0				
2- 0	0- 0	0- 0	NEUTRAL	0- 0	2- 0	1- 0				
3- 4	0- 3	0- 0	NON-CONFERENCE	0- 1	3- 0	2- 0				
1- 0	0- 0	0- 0	HOME	0- 0	1- 0	1- 0				
0- 4	0- 3	0- 0	AWAY	0- 1	0- 0	0- 0				
2- 0	0- 0	0- 0	NEUTRAL	0- 0	2- 0	1- 0				
7- 1	0- 0	0- 0	CONFERENCE	0- 0	7- 1	6- 0				
4- 1	0- 0	0- 0	HOME	0- 0	4- 1	3- 0				
3- 0	0- 0	0- 0	AWAY	0- 0	3- 0	3- 0				
0- 0	0- 0	0- 0	NEUTRAL	0- 0	0- 0	0- 0				

RPI 1-25				RPI 26-50				RPI 51-100				Team's RPI : 95				RPI 101+			
RPI	S	Opponent	Score	RPI	S	Opponent	Score	RPI	S	Opponent	Score	RPI	S	Opponent	Score	RPI	S	Opponent	Score
8	A	Tennessee	34 77													122	N	Clemson	53 47
14	A	Baylor	55 86													152	H	Lamar University	51 39
16	A	Texas A&M	61 72													185	H	New Orleans	48 52
																229	H	Abilene Christian	63 45
																253	A	Nicholls St.	69 48
																264	N	North Dakota St.	68 45
																268	A	A&M-Corpus Christi	58 50
																279	H	Alcorn	75 52
																287	A	Incarnate Word	57 35
																297	H	Southeastern La.	63 47
																339	H	Sam Houston St.	69 44
LAST 12 Division I GAMES:																			
229	H	Abilene Christian	63 45	297	H	Southeastern La.	63 47												
185	H	New Orleans	48 52	268	A	A&M-Corpus Christi	58 50												
253	A	Nicholls St.	69 48	264	N	North Dakota St.	68 45												
287	A	Incarnate Word	57 35	122	N	Clemson	53 47												
152	H	Lamar University	51 39	97	A	South Ala.	43 64												
339	H	Sam Houston St.	69 44	16	A	Texas A&M	61 72												

Non-Div I Games: Central Baptist 75 34 Williams Baptist 77 31 Crowley's Ridge 106 23 Hendrix 79 22 Central Ark.

Average RPI Win:	288	WON-LOST	WINNING	LAST 10	STRENGTH OF	OPP. STRENGTH	TEAM	ADJ.	CONF.	ADJ CONF.
Average RPI Loss:	168	RECORD	PCT. RANK	GAMES	SCHEDULE	OF SCHEDULE	RPI	RPI	RPI	RPI
DIV. I ONLY	2- 15	325	2- 8	145	293	309	309	28	28	
DIV. I NON-CONF.	0- 11	337	0- 6	27	221	274	274	28	28	

TOTALS	RPI 1-25	RPI 26-50	W-L RECORDS	RPI 51-100	RPI 101-999	RPI 201+				
2- 15	0- 0	0- 2	OVERALL	0- 4	2- 9	2- 7				
2- 6	0- 0	0- 0	HOME	0- 2	2- 4	2- 3				
0- 9	0- 0	0- 2	AWAY	0- 2	0- 5	0- 4				
0- 0	0- 0	0- 0	NEUTRAL	0- 0	0- 0	0- 0				
0- 11	0- 0	0- 2	NON-CONFERENCE	0- 4	0- 5	0- 3				
0- 4	0- 0	0- 0	HOME	0- 2	0- 2	0- 1				
0- 7	0- 0	0- 2	AWAY	0- 2	0- 3	0- 2				
0- 0	0- 0	0- 0	NEUTRAL	0- 0	0- 0	0- 0				
2- 4	0- 0	0- 0	CONFERENCE	0- 0	2- 4	2- 4				
2- 2	0- 0	0- 0	HOME	0- 0	2- 2	2- 2				
0- 2	0- 0	0- 0	AWAY	0- 0	0- 2	0- 2				
0- 0	0- 0	0- 0	NEUTRAL	0- 0	0- 0	0- 0				

RPI 1-25				RPI 26-50				RPI 51-100				RPI 101+ Team's RPI: 309			
RPI	S	Opponent	Score	RPI	S	Opponent	Score	RPI	S	Opponent	Score	RPI	S	Opponent	Score
				34	A	West Virginia	52 102	56	H	Albany (NY)	60 72	112	A	Hartford	52 68
				41	A	Virginia	59 103	73	A	Duquesne	58 83	121	H	Yale	62 75
								78	A	Penn St.	66 83	218	A	Stony Brook	55 60
								87	H	Brown	55 78	259	H	Sacred Heart	69 59
												261	H	Mt. St. Mary's	56 68
												270	H	St. Francis Brooklyn	70 78
												276	H	Morgan St.	41 61
												286	A	Bryant	50 66
												291	A	Fairleigh Dickinson	49 78
												317	H	Wagner	59 56
												318	A	Vermont	48 62
LAST 12 Division I GAMES:															
270	H	St. Francis Brooklyn	70 78	318	A	Vermont	48 62	218	A	Stony Brook	55 60	121	H	Yale	62 75
291	A	Fairleigh Dickinson	49 78	276	H	Morgan St.	41 61	112	A	Hartford	52 68	259	H	Sacred Heart	69 59
259	H	Sacred Heart	69 59	73	A	Duquesne	58 83	78	A	Penn St.	66 83	261	H	Mt. St. Mary's	56 68
286	A	Bryant	50 66	270	H	St. Francis Brooklyn	70 78	87	H	Brown	55 78	276	H	Morgan St.	41 61
317	H	Wagner	59 56	286	A	Bryant	50 66					286	A	Bryant	50 66
261	H	Mt. St. Mary's	56 68	291	A	Fairleigh Dickinson	49 78					291	A	Fairleigh Dickinson	49 78

Non-Div I Games:

Central Conn. St.

Average RPI Win: 158

Average RPI Loss: 57

WON-LOST
RECORDWINNING
PCT. RANKLAST 10
GAMESSTRENGTH OF
SCHEDULEOPP. STRENGTH
OF SCHEDULETEAM
RPIADJ.
RPICONF.
RPIADJ CONF.
RPIDIV. I ONLY
DIV. I NON-CONF.14- 3
7- 325
748- 2
3- 2116
18045
5038
8638
867
87
8

TOTALS

RPI 1-25

RPI 26-50

W-L RECORDS

RPI 51-100

RPI 101-999

RPI 201+

14- 3

0- 0

1- 1

OVERALL

1- 2

12- 0

4- 0

5- 2

0- 0

0- 1

HOME

1- 1

4- 0

1- 0

7- 1

0- 0

1- 0

AWAY

0- 1

6- 0

2- 0

2- 0

0- 0

0- 0

NEUTRAL

0- 0

2- 0

1- 0

7- 3

0- 0

0- 1

NON-CONFERENCE

0- 2

7- 0

3- 0

2- 2

0- 0

0- 1

HOME

0- 1

2- 0

1- 0

3- 1

0- 0

0- 0

AWAY

0- 1

3- 0

1- 0

2- 0

0- 0

0- 0

NEUTRAL

0- 0

2- 0

1- 0

7- 0

0- 0

1- 0

CONFERENCE

1- 0

5- 0

1- 0

3- 0

0- 0

0- 0

HOME

1- 0

2- 0

0- 0

4- 0

0- 0

1- 0

AWAY

0- 0

3- 0

1- 0

0- 0

0- 0

0- 0

NEUTRAL

0- 0

0- 0

0- 0

RPI 1-25

RPI 26-50

Team's RPI: 38

RPI 51-100

RPI 101+

RPI S Opponent Score

RPI S Opponent Score

36 A Ball St. 69 65

45 H Purdue 69 79

RPI S Opponent Score

53 H Qui nni pi ac 70 84

73 A Duquesne 61 64

79 H Ohio 82 58

RPI S Opponent Score

113 H Kent St. 88 84

126 H Vanderbi l t 92 75

129 A Mi ami (OH) 84 66

130 H Bowling Green 90 54

146 A Northern Ill. 81 78

153 A SIUE 94 56

155 A Oakl and 103 85

158 N Iowa St. 81 60

221 A Akron 95 86

231 N San Diego St. 85 76

239 H Col. of Charleston 79 58

292 A Indiana St. 77 67

LAST 12 Division I GAMES:

221 A Akron 95 86

146 A Northern Ill. 81 78

113 H Kent St. 88 84

130 H Bowling Green 90 54

129 A Mi ami (OH) 84 66

79 H Ohio 82 58

36 A Ball St. 69 65

53 H Qui nni pi ac 70 84

73 A Duquesne 61 64

292 A Indiana St. 77 67

153 A SIUE 94 56

155 A Oakl and 103 85

Non-Div I Games:

Aquinas

96 47

Central Mich.

Loss, Non-Conf, S Site, H Home A Away N Neutral

Average RPI Win:	321	WON-LOST	WINNING	LAST 10	STRENGTH OF	OPP. STRENGTH	TEAM	ADJ.	CONF.	ADJ CONF.
Average RPI Loss:	199	RECORD	PCT. RANK	GAMES	SCHEDULE	OF SCHEDULE	RPI	RPI	RPI	RPI

DIV. I ONLY	4- 10	286	3- 6	327	331	326	326	29	29
DIV. I NON-CONF.	2- 6	280	1- 4	323	265	327	327	29	29

TOTALS	RPI 1-25	RPI 26-50	W-L RECORDS	RPI 51-100	RPI 101-999	RPI 201+			
4- 10	0- 0	0- 0	OVERALL	0- 1	4- 9	4- 5			
3- 3	0- 0	0- 0	HOME	0- 0	3- 3	3- 3			
1- 6	0- 0	0- 0	AWAY	0- 0	1- 2	1- 1			
0- 1	0- 0	0- 0	NEUTRAL	0- 0	0- 1	0- 0			
2- 6	0- 0	0- 0	NON-CONFERENCE	0- 1	2- 5	2- 3			
1- 2	0- 0	0- 0	HOME	0- 0	1- 2	1- 2			
1- 3	0- 0	0- 0	AWAY	0- 1	1- 2	1- 1			
0- 1	0- 0	0- 0	NEUTRAL	0- 0	0- 1	0- 0			
2- 4	0- 0	0- 0	CONFERENCE	0- 0	2- 4	2- 2			
2- 1	0- 0	0- 0	HOME	0- 0	2- 1	2- 1			
0- 3	0- 0	0- 0	AWAY	0- 0	0- 3	0- 1			
0- 0	0- 0	0- 0	NEUTRAL	0- 0	0- 0	0- 0			

RPI 1-25				RPI 26-50				RPI 51-100				RPI 101+ Team's RPI: 326			
RPI	S	Opponent	Score	RPI	S	Opponent	Score	RPI	S	Opponent	Score	RPI	S	Opponent	Score
								58	A	Georgia Tech	51 78	112	N	Hartford	43 62
												122	A	Clemson	30 66
												147	A	Liberty	53 63
												184	A	Gardner-Webb	52 68
												219	H	Radford	56 61
												257	H	Lipscomb	54 58
												275	A	Campbell	49 58
												278	A	FIU	70 77
												289	A	Wofford	68 45
												304	H	Coppin St.	72 58
												333	H	South Carolina St.	58 60
												343	H	Winthrop	81 45
												348	H	Longwood	73 57
LAST 12 Division I GAMES:															
184	A	Gardner-Webb	52 68	289	A	Wofford	68 45	58	A	Georgia Tech	51 78	333	H	South Carolina St.	58 60
343	H	Winthrop	81 45	58	A	Georgia Tech	51 78	122	A	Clemson	30 66	278	A	FIU	70 77
219	H	Radford	56 61	333	H	South Carolina St.	58 60	278	A	FIU	70 77	112	N	Hartford	43 62
275	A	Campbell	49 58	122	A	Clemson	30 66								
147	A	Liberty	53 63	278	A	FIU	70 77								
348	H	Longwood	73 57	112	N	Hartford	43 62								

Non-Div I Games: Erskine 79 43 Southern Wesleyan 94 56

Charleston So.

Average RPI Win:	235	WON-LOST	WINNING	LAST 10	STRENGTH OF	OPP. STRENGTH	TEAM	ADJ.	CONF.	ADJ CONF.
Average RPI Loss:	115	RECORD	PCT. RANK	GAMES	SCHEDULE	OF SCHEDULE	RPI	RPI	RPI	RPI
DIV. I ONLY	6- 12	258	3- 7	60	205	192	192	18	18	
DIV. I NON-CONF.	4- 9	249	2- 5	69	147	201	201	19	19	

TOTALS	RPI 1-25	RPI 26-50	W-L RECORDS	RPI 51-100	RPI 101-999	RPI 201+				
6- 12	0- 1	0- 2	OVERALL	1- 2	5- 7	4- 2				
4- 3	0- 1	0- 0	HOME	1- 1	3- 1	2- 0				
2- 7	0- 0	0- 0	AWAY	0- 1	2- 6	2- 2				
0- 2	0- 0	0- 2	NEUTRAL	0- 0	0- 0	0- 0				
4- 9	0- 1	0- 2	NON-CONFERENCE	1- 2	3- 4	3- 1				
3- 2	0- 1	0- 0	HOME	1- 1	2- 0	2- 0				
1- 5	0- 0	0- 0	AWAY	0- 1	1- 4	1- 1				
0- 2	0- 0	0- 2	NEUTRAL	0- 0	0- 0	0- 0				
2- 3	0- 0	0- 0	CONFERENCE	0- 0	2- 3	1- 1				
1- 1	0- 0	0- 0	HOME	0- 0	1- 1	0- 0				
1- 2	0- 0	0- 0	AWAY	0- 0	1- 2	1- 1				
0- 0	0- 0	0- 0	NEUTRAL	0- 0	0- 0	0- 0				

RPI 1-25				RPI 26-50				RPI 51-100				RPI 101+ Team's RPI: 192			
RPI	S	Opponent	Score	RPI	S	Opponent	Score	RPI	S	Opponent	Score	RPI	S	Opponent	Score
11	H	Rutgers	54 77	29	N	Iowa	64 77	73	H	Duquesne	75 72	101	A	Wake Forest	69 71
				30	N	South Dakota St.	70 71	80	H	Mercer	74 90	123	H	Southern Mi ss.	66 56
								82	A	Arkansas	72 73	128	H	Ri ce	55 62
												131	A	UTEP	58 67
												145	A	Davi dson	66 68
												189	A	Wi sconsi n	66 80
												217	A	North Texas	68 73
												242	A	East Caroli na	55 58
												255	A	UNC Asheville	51 47
												304	H	Coppin St.	78 49
												323	A	Old Domini on	63 60
												333	H	South Caroli na St.	64 49

LAST 12 Division I GAMES:															
128	H	Rice	55 62	333	H	South Carolina St.	64 49	145	A	Davi dson	66 68	101	A	Wake Forest	69 71
217	A	North Texas	68 73	82	A	Arkansas	72 73	304	H	Coppin St.	78 49	242	A	East Caroli na	55 58
131	A	UTEP	58 67	242	A	East Caroli na	55 58								
323	A	Old Domini on	63 60												
123	H	Southern Mi ss.	66 56												
80	H	Mercer	74 90												

Non-Div I Games:

Charlotte

Chattanooga

Through Games Of Jan. 20, 2018

Average RPI Win:	184	WON-LOST	WINNING	LAST 10	STRENGTH OF	OPP. STRENGTH	TEAM	ADJ.	CONF.	ADJ CONF.
Average RPI Loss:	89	RECORD	PCT. RANK	GAMES	SCHEDULE	OF SCHEDULE	RPI	RPI	RPI	RPI
DIV. I ONLY	12- 7	95	6- 4	132	88	94	94	17	17	
DIV. I NON-CONF.	9- 5	99	5- 2	64	43	63	63	15	15	

TOTALS	RPI 1-25	RPI 26-50	W-L RECORDS	RPI 51-100	RPI 101-999	RPI 201+				
12- 7	0- 1	1- 1	OVERALL	1- 2	10- 3	5- 0				
6- 2	0- 0	1- 0	HOME	0- 2	5- 0	4- 0				
3- 4	0- 1	0- 0	AWAY	1- 0	2- 3	1- 0				
3- 1	0- 0	0- 1	NEUTRAL	0- 0	3- 0	0- 0				
9- 5	0- 1	1- 1	NON-CONFERENCE	1- 2	7- 1	2- 0				
4- 2	0- 0	1- 0	HOME	0- 2	3- 0	2- 0				
2- 2	0- 1	0- 0	AWAY	1- 0	1- 1	0- 0				
3- 1	0- 0	0- 1	NEUTRAL	0- 0	3- 0	0- 0				
3- 2	0- 0	0- 0	CONFERENCE	0- 0	3- 2	3- 0				
2- 0	0- 0	0- 0	HOME	0- 0	2- 0	2- 0				
1- 2	0- 0	0- 0	AWAY	0- 0	1- 2	1- 0				
0- 0	0- 0	0- 0	NEUTRAL	0- 0	0- 0	0- 0				

RPI 1-25				RPI 26-50				RPI 51-100				RPI 101+			
RPI	S	Opponent	Score	RPI	S	Opponent	Score	RPI	S	Opponent	Score	RPI	S	Opponent	Score
15	A	Green Bay	30 60	40	H	FGCU	68 61	54	H	UCF	57 58	107	N	Auburn	50 41
				46	N	Princeton	49 59	63	H	Virginia Tech	44 64	127	A	ETSU	58 65
								68	A	Indiana	64 61	139	N	Georgetown	54 41
												154	A	Stetson	67 78
												162	H	Hampton	64 52
												166	A	Furman	57 58
												170	N	Northwestern	61 44
												195	A	Florida	65 60
												230	H	UNCG	49 42
												245	H	UT Martin	87 82
												250	H	Presbyterian	71 51
												289	A	Wofford	54 47
												315	H	Western Caro.	47 32

LAST 12 Division I GAMES:															
166	A	Furman	57 58	46	N	Princeton	49 59	195	A	Florida	65 60				
289	A	Wofford	54 47					40	H	FGCU	68 61				
127	A	ETSU	58 65					63	H	Virginia Tech	44 64				
315	H	Western Caro.	47 32					245	H	UT Martin	87 82				
230	H	UNCG	49 42					107	N	Auburn	50 41				
162	H	Hampton	64 52												

Non-Div I Games:

Chattanooga

Loss, Non-Conf, S Site, H Home A Away N Neutral

Average RPI Win:	0	WON-LOST	WINNING	LAST 10	STRENGTH OF	OPP. STRENGTH	TEAM	ADJ.	CONF.	ADJ CONF.
Average RPI Loss:	192	RECORD	PCT. RANK	GAMES	SCHEDULE	OF SCHEDULE	RPI	RPI	RPI	RPI
DIV. I ONLY	0- 20	345	0- 10	190	328	337	337	30	30	
DIV. I NON-CONF.	0- 15	337	0- 7	152	298	337	337	30	30	

TOTALS	RPI 1-25	RPI 26-50	W-L RECORDS	RPI 51-100	RPI 101-999	RPI 201+				
0- 20	0- 0	0- 0	OVERALL	0- 3	0- 17	0- 9				
0- 9	0- 0	0- 0	HOME	0- 1	0- 8	0- 5				
0- 10	0- 0	0- 0	AWAY	0- 2	0- 8	0- 4				
0- 1	0- 0	0- 0	NEUTRAL	0- 0	0- 1	0- 0				
0- 15	0- 0	0- 0	NON-CONFERENCE	0- 3	0- 12	0- 4				
0- 7	0- 0	0- 0	HOME	0- 1	0- 6	0- 3				
0- 7	0- 0	0- 0	AWAY	0- 2	0- 5	0- 1				
0- 1	0- 0	0- 0	NEUTRAL	0- 0	0- 1	0- 0				
0- 5	0- 0	0- 0	CONFERENCE	0- 0	0- 5	0- 5				
0- 2	0- 0	0- 0	HOME	0- 0	0- 2	0- 2				
0- 3	0- 0	0- 0	AWAY	0- 0	0- 3	0- 3				
0- 0	0- 0	0- 0	NEUTRAL	0- 0	0- 0	0- 0				

RPI 1-25				RPI 26-50				RPI 51-100				RPI 101+				Team's RPI: 337	
RPI	S	Opponent	Score	RPI	S	Opponent	Score	RPI	S	Opponent	Score	RPI	S	Opponent	Score		
								69	A	Kansas St.	51	99	111	A	Western Ill.	54	71
								90	A	Wright St.	39	84	111	H	Western Ill.	45	83
								93	H	Milwaukee	59	84	146	H	Northern Ill.	59	80
												160	A	Pittsburgh	49	87	
												161	A	Illinois	56	66	
												170	H	Northwestern	36	63	
												177	A	Wichita St.	63	66	
												183	N	Oral Roberts	43	73	
												210	H	Seattle U	56	63	
												226	H	Morehead St.	40	79	
												246	A	New Mexico St.	59	74	
												260	A	Valparaiso	60	71	
												262	A	CSU Bakersfield	49	63	
												281	A	Grand Canyon	36	64	
												293	H	Loyola Chicago	28	46	
												296	H	Jackson St.	69	87	
												302	H	Utah Valley	30	68	

LAST 12 Division I GAMES:																	
				262	A	CSU Bakersfield	49	63	93	H	Milwaukee	59	84				
				281	A	Grand Canyon	36	64	69	A	Kansas St.	51	99				
				302	H	Utah Valley	30	68	183	N	Oral Roberts	43	73				
				210	H	Seattle U	56	63	177	A	Wichita St.	63	66				
				246	A	New Mexico St.	59	74	260	A	Valparaiso	60	71				
				160	A	Pittsburgh	49	87	90	A	Wright St.	39	84				

Non-Div I Games:

Chicago St.

Average RPI Win:	206	WON-LOST	WINNING	LAST 10	STRENGTH OF	OPP. STRENGTH	TEAM	ADJ.	CONF.	ADJ CONF.
Average RPI Loss:	108	RECORD	PCT. RANK	GAMES	SCHEDULE	OF SCHEDULE	RPI	RPI	RPI	RPI
DIV. I ONLY	10- 7	118	6- 4	154	107	141	141	8	8	
DIV. I NON-CONF.	7- 5	132	4- 3	248	120	208	208	7	7	

TOTALS	RPI 1-25	RPI 26-50	W-L RECORDS	RPI 51-100	RPI 101-999	RPI 201+				
10- 7	0- 2	1- 0	OVERALL	0- 0	9- 5	6- 0				
7- 4	0- 2	0- 0	HOME	0- 0	7- 2	4- 0				
3- 3	0- 0	1- 0	AWAY	0- 0	2- 3	2- 0				
0- 0	0- 0	0- 0	NEUTRAL	0- 0	0- 0	0- 0				
7- 5	0- 1	0- 0	NON-CONFERENCE	0- 0	7- 4	5- 0				
6- 3	0- 1	0- 0	HOME	0- 0	6- 2	4- 0				
1- 2	0- 0	0- 0	AWAY	0- 0	1- 2	1- 0				
0- 0	0- 0	0- 0	NEUTRAL	0- 0	0- 0	0- 0				
3- 2	0- 1	1- 0	CONFERENCE	0- 0	2- 1	1- 0				
1- 1	0- 1	0- 0	HOME	0- 0	1- 0	0- 0				
2- 1	0- 0	1- 0	AWAY	0- 0	1- 1	1- 0				
0- 0	0- 0	0- 0	NEUTRAL	0- 0	0- 0	0- 0				

RPI 1-25				RPI 26-50				RPI 51-100				RPI 101+ Team's RPI: 141			
RPI	S	Opponent	Score	RPI	S	Opponent	Score	RPI	S	Opponent	Score	RPI	S	Opponent	Score
6	H	Ohio St.	76 87	48	A	Houston	88 82					127	A	ETSU	77 87
20	H	South Fla.	46 69									129	H	Miami (OH)	73 62
												130	H	Bowling Green	75 51
												143	A	Xavier	50 53
												149	H	Saint Francis (PA)	73 77
												151	A	Tulsa	51 64
												160	H	Pittsburgh	46 66
												171	H	Temple	80 72
												206	H	Southeast Mo. St.	65 52
												228	H	Howard	87 53
												242	A	East Carolina	66 54
												288	H	Eastern Ky.	64 53
												297	H	Southeastern La.	82 43
												323	A	Old Dominion	54 33

LAST 12 Division I GAMES:															
171	H	Temple	80 72	6	H	Ohio St.	76 87	228	H	Howard	87 53	143	A	Xavier	50 53
48	A	Houston	88 82	323	A	Old Dominion	54 33	206	H	Southeast Mo. St.	65 52	149	H	Saint Francis (PA)	73 77
151	A	Tulsa	51 64												
20	H	South Fla.	46 69												
242	A	East Carolina	66 54												
130	H	Bowling Green	75 51												

Non-Div I Games: Slippery Rock 85 52

Cincinnati

C
l
e
m
s
o
n

Clemson					Through Games Of Jan. 20, 2018						
Average RPI Win: 240		WON-LOST	WINNING	LAST 10	STRENGTH OF	OPP. STRENGTH	TEAM	ADJ.	CONF.	ADJ CONF.	
Average RPI Loss: 49		RECORD	PCT. RANK	GAMES	SCHEDULE	OF SCHEDULE	RPI	RPI	RPI	RPI	
DIV. I ONLY		11- 8	127	4- 6	138	92	122	122	1	1	
DIV. I NON-CONF.		10- 3	51	5- 1	252	225	117	117	1	1	

TOTALS		RPI 1-25	RPI 26-50		W-L RECORDS		RPI 51-100	RPI 101-999	RPI 201+		
11- 8		0- 3	0- 1		OVERALL		1- 4	10- 0	7- 0		
7- 3		0- 2	0- 0		HOME		0- 1	7- 0	5- 0		
3- 3		0- 0	0- 1		AWAY		1- 2	2- 0	1- 0		
1- 2		0- 1	0- 0		NEUTRAL		0- 1	1- 0	1- 0		
10- 3		0- 2	0- 0		NON-CONFERENCE		1- 1	9- 0	7- 0		
6- 1		0- 1	0- 0		HOME		0- 0	6- 0	5- 0		
3- 0		0- 0	0- 0		AWAY		1- 0	2- 0	1- 0		
1- 2		0- 1	0- 0		NEUTRAL		0- 1	1- 0	1- 0		
1- 5		0- 1	0- 1		CONFERENCE		0- 3	1- 0	0- 0		
1- 2		0- 1	0- 0		HOME		0- 1	1- 0	0- 0		
0- 3		0- 0	0- 1		AWAY		0- 2	0- 0	0- 0		
0- 0		0- 0	0- 0		NEUTRAL		0- 0	0- 0	0- 0		

RPI 1-25				RPI 26-50				RPI 51-100				RPI 101+ Team's RPI: 122			
RPI	S	Opponent	Score	RPI	S	Opponent	Score	RPI	S	Opponent	Score	RPI	S	Opponent	Score
5	H	Florida St.	47 69	41	A	Virginia	41 70	58	A	Georgia Tech	33 66	136	H	Jacksonville St.	53 45
18	H	South Carolina	36 66					64	H	Miami (FL)	60 72	179	H	Boston College	65 61
22	N	Buffalo	41 61					75	A	Nebraska	67 66	191	A	Louisiana Tech	55 47
								88	A	North Carolina	52 59	266	H	Kennesaw St.	41 28
								95	N	Central Ark.	47 53	278	A	FIU	67 65
												280	H	Monmouth	57 54
												284	N	Detroit Mercy	72 44
												295	H	Prairie View	64 58
												326	H	Charleston So.	66 30
												333	H	South Carolina St.	56 48

LAST 12 Division I GAMES:															
179	H	Boston College	65 61	278	A	FIU	67 65								
64	H	Miami (FL)	60 72	95	N	Central Ark.	47 53								
88	A	North Carolina	52 59	136	H	Jacksonville St.	53 45								
41	A	Virginia	41 70	295	H	Prairie View	64 58								
5	H	Florida St.	47 69	191	A	Louisiana Tech	55 47								
58	A	Georgia Tech	33 66	326	H	Charleston So.	66 30								

Non-Div I Games:

Clemson

C
l
e
m
s
o
n

Cleveland and St.

Cleveland and St.				Through Games Of Jan. 20, 2018						
Average RPI Win:	228	WON-LOST	WINNING	LAST 10	STRENGTH OF	OPP. STRENGTH	TEAM	ADJ.	CONF.	ADJ CONF.
Average RPI Loss:	92	RECORD	PCT. RANK	GAMES	SCHEDULE	OF SCHEDULE	RPI	RPI	RPI	RPI
DIV. I ONLY	12- 7	95	6- 4	198	179	133	133	11	11	
DIV. I NON-CONF.	8- 3	65	3- 1	181	212	89	89	12	12	

TOTALS	RPI 1-25	RPI 26-50	W-L RECORDS	RPI 51-100	RPI 101-999	RPI 201+				
12- 7	0- 1	0- 2	OVERALL	1- 2	11- 2	7- 1				
7- 3	0- 0	0- 1	HOME	1- 1	6- 1	4- 1				
4- 3	0- 1	0- 1	AWAY	0- 1	4- 0	3- 0				
1- 1	0- 0	0- 0	NEUTRAL	0- 0	1- 1	0- 0				
8- 3	0- 0	0- 2	NON-CONFERENCE	1- 0	7- 1	4- 0				
4- 1	0- 0	0- 1	HOME	1- 0	3- 0	2- 0				
3- 1	0- 0	0- 1	AWAY	0- 0	3- 0	2- 0				
1- 1	0- 0	0- 0	NEUTRAL	0- 0	1- 1	0- 0				
4- 4	0- 1	0- 0	CONFERENCE	0- 2	4- 1	3- 1				
3- 2	0- 0	0- 0	HOME	0- 1	3- 1	2- 1				
1- 2	0- 1	0- 0	AWAY	0- 1	1- 0	1- 0				
0- 0	0- 0	0- 0	NEUTRAL	0- 0	0- 0	0- 0				

RPI 1-25				RPI 26-50				RPI 51-100				RPI 101+ Team's RPI: 133			
RPI S Opponent	Score			RPI S Opponent	Score			RPI S Opponent	Score			RPI S Opponent	Score		
15 A Green Bay	43	69		36 H Ball St.	64	76		79 H Ohio	71	64		116 N Saint Louis	64	80	
				49 A Toledo	56	65		93 A Milwaukee	72	79		117 N Louisiana	54	45	
								96 H IUPUI	64	77		155 H Oakland	70	62	
												193 H Eastern Mich.	77	65	
												197 A Niagara	70	61	
												216 A Bradley	67	65	
												237 H Youngstown St.	52	66	
												244 A Illinois St.	56	47	
												256 A Northern Ky.	70	65	
												284 H Detroit Mercy	75	50	
												321 H Ill. -Chicago	70	67	
												330 H Marshall	85	76	
												340 H Eastern Ill.	77	69	

LAST 12 Division I GAMES:															
237 H Youngstown St.	52	66		284 H Detroit Mercy	75	50									
256 A Northern Ky.	70	65		155 H Oakland	70	62									
15 A Green Bay	43	69		216 A Bradley	67	65									
93 A Milwaukee	72	79		244 A Illinois St.	56	47									
321 H Ill. -Chicago	70	67		49 A Toledo	56	65									
96 H IUPUI	64	77		79 H Ohio	71	64									

Non-Div I Games:

Cleveland and St.

Cleveland and St.

Average RPI Win:	270	WON-LOST	WINNING	LAST 10	STRENGTH OF	OPP. STRENGTH	TEAM	ADJ.	CONF.	ADJ CONF.
Average RPI Loss:	166	RECORD	PCT. RANK	GAMES	SCHEDULE	OF SCHEDULE	RPI	RPI	RPI	RPI
DIV. I ONLY	9- 8	153	6- 4	326	220	273	273	23	23	
DIV. I NON-CONF.	4- 5	202	3- 1	325	193	314	314	23	23	

TOTALS	RPI 1-25	RPI 26-50	W-L RECORDS	RPI 51-100	RPI 101-999	RPI 201+				
9- 8	0- 1	0- 0	OVERALL	0- 2	9- 5	7- 4				
8- 2	0- 0	0- 0	HOME	0- 0	8- 2	6- 2				
1- 3	0- 0	0- 0	AWAY	0- 1	1- 2	1- 1				
0- 3	0- 1	0- 0	NEUTRAL	0- 1	0- 1	0- 1				
4- 5	0- 1	0- 0	NON-CONFERENCE	0- 1	4- 3	4- 3				
4- 2	0- 0	0- 0	HOME	0- 0	4- 2	4- 2				
0- 0	0- 0	0- 0	AWAY	0- 0	0- 0	0- 0				
0- 3	0- 1	0- 0	NEUTRAL	0- 1	0- 1	0- 1				
5- 3	0- 0	0- 0	CONFERENCE	0- 1	5- 2	3- 1				
4- 0	0- 0	0- 0	HOME	0- 0	4- 0	2- 0				
1- 3	0- 0	0- 0	AWAY	0- 1	1- 2	1- 1				
0- 0	0- 0	0- 0	NEUTRAL	0- 0	0- 0	0- 0				

RPI 1-25				RPI 26-50				RPI 51-100				RPI 101+				Team's RPI: 273
RPI	S	Opponent	Score	RPI	S	Opponent	Score	RPI	S	Opponent	Score	RPI	S	Opponent	Score	
24	N	Syracuse	57 69					75	N	Nebraska	47 55	117	A	Louisiana	55 59	
								97	A	South Ala.	62 68	163	H	Texas St.	65 64	
												180	H	UT Arlington	89 76	
												217	N	North Texas	34 50	
												230	H	UNCG	54 60	
												239	H	Col. of Charleston	70 72	
												243	A	Troy	97 92	
												271	H	UNCW	57 41	
												289	H	Wofford	67 51	
												305	H	Fort Wayne	67 58	
												314	H	Georgia St.	64 49	
												327	H	N.C. Central	68 65	
												328	A	La. -Monroe	56 62	
												334	H	Ga. Southern	54 51	
LAST 12 Division I GAMES:																
243	A	Troy	97 92	163	H	Texas St.	65 64									
97	A	South Ala.	62 68	180	H	UT Arlington	89 76									
314	H	Georgia St.	64 49	289	H	Wofford	67 51									
334	H	Ga. Southern	54 51	24	N	Syracuse	57 69									
117	A	Louisiana	55 59	327	H	N.C. Central	68 65									
328	A	La. -Monroe	56 62	305	H	Fort Wayne	67 58									

Non-Div I Games: Lees-McRae 73 47 Allen 93 49

Coastal Caro.

Average RPI Win:	265	WON-LOST	WINNING	LAST 10	STRENGTH OF	OPP. STRENGTH	TEAM	ADJ.	CONF.	ADJ CONF.
Average RPI Loss:	142	RECORD	PCT. RANK	GAMES	SCHEDULE	OF SCHEDULE	RPI	RPI	RPI	RPI
DIV. I ONLY	5- 13	287	3- 7	120	253	239	239	10	10	
DIV. I NON-CONF.	4- 7	226	3- 2	153	243	220	220	13	13	

TOTALS	RPI 1-25	RPI 26-50	W-L RECORDS	RPI 51-100	RPI 101-999	RPI 201+				
5- 13	0- 1	0- 2	OVERALL	0- 2	5- 8	5- 3				
2- 7	0- 0	0- 0	HOME	0- 2	2- 5	2- 2				
3- 6	0- 1	0- 2	AWAY	0- 0	3- 3	3- 1				
0- 0	0- 0	0- 0	NEUTRAL	0- 0	0- 0	0- 0				
4- 7	0- 1	0- 2	NON-CONFERENCE	0- 0	4- 4	4- 2				
2- 3	0- 0	0- 0	HOME	0- 0	2- 3	2- 2				
2- 4	0- 1	0- 2	AWAY	0- 0	2- 1	2- 0				
0- 0	0- 0	0- 0	NEUTRAL	0- 0	0- 0	0- 0				
1- 6	0- 0	0- 0	CONFERENCE	0- 2	1- 4	1- 1				
0- 4	0- 0	0- 0	HOME	0- 2	0- 2	0- 0				
1- 2	0- 0	0- 0	AWAY	0- 0	1- 2	1- 1				
0- 0	0- 0	0- 0	NEUTRAL	0- 0	0- 0	0- 0				

RPI 1-25				RPI 26-50				RPI 51-100				RPI 101+				Team's RPI: 239
RPI	S	Opponent	Score	RPI	S	Opponent	Score	RPI	S	Opponent	Score	RPI	S	Opponent	Score	
18	A	South Carolina	43 69	38	A	Central Mich.	58 79	85	H	James Madison	45 67	101	H	Wake Forest	40 77	
				42	A	Michigan St.	43 107	100	H	Delaware	59 68	134	H	William & Mary	54 68	
												166	A	Furman	58 72	
												200	A	Hofstra	60 65	
												200	H	Hofstra	60 75	
												213	A	Northeastern	37 59	
												220	A	North Florida	73 69	
												257	H	Lipscomb	85 69	
												273	A	Coastal Caro.	72 70	
												275	H	Campbell	45 53	
												277	H	Appalachian St.	70 76	
												285	A	Towson	80 67	
												289	H	Wofford	59 51	
LAST 12 Division I GAMES:																
				85	H	James Madison	45 67	134	H	William & Mary	54 68					
				200	A	Hofstra	60 65	101	H	Wake Forest	40 77					
				213	A	Northeastern	37 59	289	H	Wofford	59 51					
				100	H	Delaware	59 68	220	A	North Florida	73 69					
				200	H	Hofstra	60 75	18	A	South Carolina	43 69					
				285	A	Towson	80 67	273	A	Coastal Caro.	72 70					

Non-Div I Games:

Col. of Charleston

C
o
l
g
a
t
e

Colgate				Through Games Of Jan. 20, 2018							
Average RPI	Win:	301	WON-LOST	WINNING	LAST 10	STRENGTH OF	OPP. STRENGTH	TEAM	ADJ.	CONF.	ADJ CONF.
Average RPI	Loss:	148	RECORD	PCT. RANK	GAMES	SCHEDULE	OF SCHEDULE	RPI	RPI	RPI	RPI
DIV. I ONLY			4- 14	298	0- 10	136	313	258	258	15	15
DIV. I NON-CONF.			4- 7	226	1- 4	202	331	235	235	18	18

TOTALS		RPI 1-25		RPI 26-50		W-L RECORDS		RPI 51-100	RPI 101-999	RPI 201+	
4- 14		0- 1		0- 1		OVERALL		0- 3	4- 9	4- 3	
1- 7		0- 0		0- 0		HOME		0- 2	1- 5	1- 1	
3- 7		0- 1		0- 1		AWAY		0- 1	3- 4	3- 2	
0- 0		0- 0		0- 0		NEUTRAL		0- 0	0- 0	0- 0	
4- 7		0- 1		0- 1		NON-CONFERENCE		0- 1	4- 4	4- 1	
1- 3		0- 0		0- 0		HOME		0- 1	1- 2	1- 0	
3- 4		0- 1		0- 1		AWAY		0- 0	3- 2	3- 1	
0- 0		0- 0		0- 0		NEUTRAL		0- 0	0- 0	0- 0	
0- 7		0- 0		0- 0		CONFERENCE		0- 2	0- 5	0- 2	
0- 4		0- 0		0- 0		HOME		0- 1	0- 3	0- 1	
0- 3		0- 0		0- 0		AWAY		0- 1	0- 2	0- 1	
0- 0		0- 0		0- 0		NEUTRAL		0- 0	0- 0	0- 0	

RPI 1-25				RPI 26-50				RPI 51-100				RPI 101+ Team's RPI: 258			
RPI	S	Opponent	Score	RPI	S	Opponent	Score	RPI	S	Opponent	Score	RPI	S	Opponent	Score
24	A	Syracuse	39 79	33	A	Ari zona St.	54 65	65	H	Ameri can	55 77	121	A	Yal e	56 82
								81	A	Navy	54 70	159	H	Lehi gh	51 59
								87	H	Brown	73 83	168	H	Boston U.	49 62
												182	A	Bucknel I	57 77
												196	H	Si ena	70 73
												197	H	Ni agara	44 81
												225	H	Hol y Cross	64 71
												241	A	Lafayette	48 63
												267	A	Cornel I	74 70
												285	A	Towson	65 61
												291	A	Fai r l ei gh Di cki nson	51 61
												301	A	Can i si us	70 63
												349	H	UMass Lowel I	84 64

LAST 12 Di vi si on I GAMES:															
159	H	Lehi gh	51 59	225	H	Hol y Cross	64 71	197	H	Ni agara	44 81				
182	A	Bucknel I	57 77	87	H	Brown	73 83	24	A	Syracuse	39 79				
168	H	Boston U.	49 62	81	A	Navy	54 70	349	H	UMass Lowel I	84 64				
81	A	Navy	54 70	65	H	Ameri can	55 77	196	H	Si ena	70 73				
241	A	Lafayette	48 63												
65	H	Ameri can	55 77												

Non-Di v I Games:

Colgate

C
o
l
g
a
t
e

Col orado				Through Games Of Jan. 20, 2018							
Average RPI	Win:	207	WON-LOST	WINNING	LAST 10	STRENGTH OF	OPP. STRENGTH	TEAM	ADJ.	CONF.	ADJ CONF.
Average RPI	Loss:	88	RECORD	PCT. RANK	GAMES	SCHEDULE	OF SCHEDULE	RPI	RPI	RPI	RPI
DIV. I ONLY		10- 7		118	3- 6	186	62	137	137	3	3
DIV. I NON-CONF.		8- 2		45	3- 1	200	164	70	70	3	3

TOTALS	RPI 1-25		RPI 26-50		W-L RECORDS	RPI 51-100		RPI 101-999		RPI 201+	
10- 7	0- 1		0- 2		OVERALL	1- 2		9- 2		4- 1	
6- 4	0- 1		0- 2		HOME	1- 0		5- 1		3- 0	
4- 3	0- 0		0- 0		AWAY	0- 2		4- 1		1- 1	
0- 0	0- 0		0- 0		NEUTRAL	0- 0		0- 0		0- 0	
8- 2	0- 0		0- 0		NON-CONFERENCE	1- 1		7- 1		3- 0	
5- 1	0- 0		0- 0		HOME	1- 0		4- 1		2- 0	
3- 1	0- 0		0- 0		AWAY	0- 1		3- 0		1- 0	
0- 0	0- 0		0- 0		NEUTRAL	0- 0		0- 0		0- 0	
2- 5	0- 1		0- 2		CONFERENCE	0- 1		2- 1		1- 1	
1- 3	0- 1		0- 2		HOME	0- 0		1- 0		1- 0	
1- 2	0- 0		0- 0		AWAY	0- 1		1- 1		0- 1	
0- 0	0- 0		0- 0		NEUTRAL	0- 0		0- 0		0- 0	

RPI 1-25				RPI 26-50				RPI 51-100				RPI 101+ Team's RPI: 137			
RPI	S	Opponent	Score	RPI	S	Opponent	Score	RPI	S	Opponent	Score	RPI	S	Opponent	Score
9	H	UCLA	55 93	33	H	Ari zona St.	47 72	51	A	Washington St.	75 89	104	H	George Mason	76 61
				44	H	Southern Cal i forni a	51 86	64	H	Mi ami (FL)	67 61	105	H	Dartmouth	75 81
								88	A	North Carol i na	80 87	140	A	Washi ngton	66 61
												178	A	Samford	71 60
												181	A	Colorado St.	70 67
												201	H	Fla. Atlantic	76 69
												264	H	North Dakota St.	108 59
												283	A	Ari zona	63 72
												283	H	Ari zona	79 60
												306	A	Ai r Force	68 43
												344	H	Mi ssi ssi ppi Val .	85 48

LAST 12 Di vi si on I GAMES:															
283	A	Ari zona	63 72	33	H	Ari zona St.	47 72	306	A	Ai r Force	68 43	105	H	Dartmouth	75 81
9	H	UCLA	55 93									181	A	Colorado St.	70 67
44	H	Southern Cal i forni a	51 86									264	H	North Dakota St.	108 59
140	A	Washi ngton	66 61									104	H	George Mason	76 61
51	A	Washington St.	75 89												
283	H	Ari zona	79 60												

Non-Di v I Games: Westminster (MO) 106 47

Average RPI Win:	218	WON-LOST	WINNING	LAST 10	STRENGTH OF	OPP. STRENGTH	TEAM	ADJ.	CONF.	ADJ CONF.
Average RPI Loss:	133	RECORD	PCT. RANK	GAMES	SCHEDULE	OF SCHEDULE	RPI	RPI	RPI	RPI

DIV. I ONLY	11- 7	107	6- 4	237	149	181	181	16	16
DIV. I NON-CONF.	7- 3	74	3- 1	155	202	127	127	14	14

TOTALS	RPI 1-25	RPI 26-50	W-L RECORDS	RPI 51-100	RPI 101-999	RPI 201+			
11- 7	0- 0	1- 1	OVERALL	1- 1	9- 5	8- 1			
7- 5	0- 0	0- 1	HOME	1- 1	6- 3	5- 1			
4- 2	0- 0	1- 0	AWAY	0- 0	3- 2	3- 0			
0- 0	0- 0	0- 0	NEUTRAL	0- 0	0- 0	0- 0			
7- 3	0- 0	1- 1	NON-CONFERENCE	1- 0	5- 2	4- 1			
5- 3	0- 0	0- 1	HOME	1- 0	4- 2	3- 1			
2- 0	0- 0	1- 0	AWAY	0- 0	1- 0	1- 0			
0- 0	0- 0	0- 0	NEUTRAL	0- 0	0- 0	0- 0			
4- 4	0- 0	0- 0	CONFERENCE	0- 1	4- 3	4- 0			
2- 2	0- 0	0- 0	HOME	0- 1	2- 1	2- 0			
2- 2	0- 0	0- 0	AWAY	0- 0	2- 2	2- 0			
0- 0	0- 0	0- 0	NEUTRAL	0- 0	0- 0	0- 0			

RPI S Opponent	Score	RPI S Opponent	Score	RPI S Opponent	Score	RPI S Opponent	Score	Team's RPI: 181
		35 H Oklahoma	46 78	59 H Gonzaga	65 49	102 A UNLV	52 56	
		39 A Northern Colo.	55 44	67 H Wyoming	49 53	119 H BYU	56 54	
						137 H Colorado	67 70	
						186 H Boise St.	58 62	
						187 A Fresno St.	45 56	
						204 A Denver	61 56	
						215 H Idaho	69 83	
						231 A San Diego St.	65 63	
						252 H San Jose St.	63 48	
						276 H Morgan St.	60 44	
						290 H Utah St.	56 45	
						295 H Prairie View	71 59	
						306 A Air Force	40 39	
						327 H N. C. Central	85 48	
LAST 12 Division I GAMES:								
		102 A UNLV	52 56	252 H San Jose St.	63 48			
		306 A Air Force	40 39	186 H Boise St.	58 62			
		67 H Wyoming	49 53	276 H Morgan St.	60 44			
		290 H Utah St.	56 45	295 H Prairie View	71 59			
		187 A Fresno St.	45 56	39 A Northern Colo.	55 44			
		231 A San Diego St.	65 63	137 H Colorado	67 70			

Non-Div I Games: Eastern N.M. 75 35

Colorado St.

Columbia				Through Games Of Jan. 20, 2018						
Average RPI Win:	226	WON-LOST RECORD	WINNING PCT. RANK	LAST 10 GAMES	STRENGTH OF SCHEDULE	OPP. STRENGTH OF SCHEDULE	TEAM RPI	ADJ. RPI	CONF. RPI	ADJ CONF. RPI
Average RPI Loss:	117									
DIV. I ONLY		6- 12	258	3- 7	108	159	203	203	9	9
DIV. I NON-CONF.		6- 9	214	4- 5	129	166	178	178	9	9

TOTALS	RPI 1-25		RPI 26-50		W-L RECORDS		RPI 51-100		RPI 101-999	RPI 201+
6- 12	0- 3		0- 3		OVERALL		0- 0		6- 6	2- 3
3- 3	0- 1		0- 0		HOME		0- 0		3- 2	0- 2
3- 6	0- 0		0- 2		AWAY		0- 0		3- 4	2- 1
0- 3	0- 2		0- 1		NEUTRAL		0- 0		0- 0	0- 0
6- 9	0- 3		0- 2		NON-CONFERENCE		0- 0		6- 4	2- 2
3- 2	0- 1		0- 0		HOME		0- 0		3- 1	0- 1
3- 4	0- 0		0- 1		AWAY		0- 0		3- 3	2- 1
0- 3	0- 2		0- 1		NEUTRAL		0- 0		0- 0	0- 0
0- 3	0- 0		0- 1		CONFERENCE		0- 0		0- 2	0- 1
0- 1	0- 0		0- 0		HOME		0- 0		0- 1	0- 1
0- 2	0- 0		0- 1		AWAY		0- 0		0- 1	0- 0
0- 0	0- 0		0- 0		NEUTRAL		0- 0		0- 0	0- 0

RPI 1-25				RPI 26-50				RPI 51-100				RPI 101+ Team's RPI: 203			
RPI	S	Opponent	Score	RPI	S	Opponent	Score	RPI	S	Opponent	Score	RPI	S	Opponent	Score
3	N	Mississippi St.	54 90	33	N	Arizona St.	48 72					114	A	Penn	51 70
15	N	Green Bay	43 61	46	A	Princeton	47 69					128	A	Rice	44 67
22	H	Buffalo	63 65	48	A	Houston	53 77					149	H	Saint Francis (PA)	94 81
												162	A	Hampton	58 60
												176	A	Providence	73 64
												179	H	Boston College	68 60
												200	H	Hofstra	75 53
												222	H	Richmond	79 85
												267	H	Cornell	47 57
												318	A	Vermont	73 66
												336	A	UMBC	60 44
												349	A	UMass Lowell	70 77
LAST 12 Division I GAMES:															
				267	H	Cornell	47 57	200	H	Hofstra	75 53				
				114	A	Penn	51 70	22	H	Buffalo	63 65				
				46	A	Princeton	47 69	149	H	Saint Francis (PA)	94 81				
				162	A	Hampton	58 60	336	A	UMBC	60 44				
				128	A	Rice	44 67	179	H	Boston College	68 60				
				48	A	Houston	53 77	33	N	Arizona St.	48 72				

Non-Div I Games:

Average RPI Win:	303	WON-LOST	WINNING	LAST 10	STRENGTH OF	OPP. STRENGTH	TEAM	ADJ.	CONF.	ADJ CONF.
Average RPI Loss:	177	RECORD	PCT. RANK	GAMES	SCHEDULE	OF SCHEDULE	RPI	RPI	RPI	RPI
DIV. I ONLY	4- 14	298	3- 7	228	324	304	304	31	31	
DIV. I NON-CONF.	1- 11	331	0- 6	132	224	299	299	31	31	

TOTALS	RPI 1-25	RPI 26-50	W-L RECORDS	RPI 51-100	RPI 101-999	RPI 201+				
4- 14	0- 2	0- 2	OVERALL	0- 0	4- 10	4- 6				
4- 1	0- 0	0- 1	HOME	0- 0	4- 0	4- 0				
0- 11	0- 0	0- 0	AWAY	0- 0	0- 2	0- 2				
0- 2	0- 1	0- 0	NEUTRAL	0- 0	0- 1	0- 1				
1- 11	0- 2	0- 2	NON-CONFERENCE	0- 0	1- 7	1- 4				
1- 1	0- 0	0- 1	HOME	0- 0	1- 0	1- 0				
0- 8	0- 1	0- 1	AWAY	0- 0	0- 6	0- 3				
0- 2	0- 1	0- 0	NEUTRAL	0- 0	0- 1	0- 1				
3- 3	0- 0	0- 0	CONFERENCE	0- 0	3- 3	3- 2				
3- 0	0- 0	0- 0	HOME	0- 0	3- 0	3- 0				
0- 3	0- 0	0- 0	AWAY	0- 0	0- 3	0- 2				
0- 0	0- 0	0- 0	NEUTRAL	0- 0	0- 0	0- 0				

RPI 1-25				RPI 26-50				RPI 51-100				RPI 101+ Team's RPI: 304			
RPI	S	Opponent	Score	RPI	S	Opponent	Score	RPI	S	Opponent	Score	RPI	S	Opponent	Score
12	N	Missouri	50 73	32	H	Maryland	49 113					118	A	Middle Tenn.	39 69
14	A	Baylor	54 100	34	A	West Virginia	43 101					135	A	SFA	59 72
												188	A	Norfolk St.	57 71
												192	A	Charlotte	49 78
												233	N	Manhattan	56 74
												249	A	N.C. A&T	63 64
												261	H	Mt. St. Mary's	68 54
												276	H	Morgan St.	55 53
												298	A	VCU	47 62
												323	A	Old Dominion	67 75
												326	A	Charleston So.	58 72
												327	A	N.C. Central	52 60
												329	H	Florida A&M	62 56
												346	H	Savannah St.	66 57
LAST 12 Division I GAMES:															
276	H	Morgan St.	55 53	32	H	Maryland	49 113	298	A	VCU	47 62	118	A	Middle Tenn.	39 69
249	A	N.C. A&T	63 64	34	A	West Virginia	43 101	326	A	Charleston So.	58 72	135	A	SFA	59 72
327	A	N.C. Central	52 60					327	A	N.C. Central	52 60	188	A	Norfolk St.	57 71
329	H	Florida A&M	62 56					329	H	Florida A&M	62 56	192	A	Charlotte	49 78
346	H	Savannah St.	66 57					346	H	Savannah St.	66 57	233	N	Manhattan	56 74
188	A	Norfolk St.	57 71					323	A	Old Dominion	67 75	249	A	N.C. A&T	63 64

Non-Div I Games:

Coppin St.

C
o
r
n
e
l
l

C
o
r
n
e
l
l

Cornel I

Creighton				Through Games Of Jan. 20, 2018							
Average RPI	Win:	127	WON-LOST	WINNING	LAST 10	STRENGTH OF	OPP. STRENGTH	TEAM	ADJ.	CONF.	ADJ CONF.
Average RPI	Loss:	52	RECORD	PCT. RANK	GAMES	SCHEDULE	OF SCHEDULE	RPI	RPI	RPI	RPI
DIV. I ONLY			10- 8	140	5- 5	22	10	61	61	6	6
DIV. I NON-CONF.			6- 4	122	3- 1	26	13	46	46	5	5

TOTALS	RPI 1-25			RPI 26-50		W-L RECORDS	RPI 51-100	RPI 101-999		RPI 201+	
10- 8	1- 2			1- 3		OVERALL	1- 2	7- 1		1- 0	
6- 3	1- 1			1- 2		HOME	0- 0	4- 0		0- 0	
4- 3	0- 0			0- 1		AWAY	1- 2	3- 0		1- 0	
0- 2	0- 1			0- 0		NEUTRAL	0- 0	0- 1		0- 0	
6- 4	0- 2			1- 0		NON-CONFERENCE	1- 1	4- 1		1- 0	
3- 1	0- 1			1- 0		HOME	0- 0	2- 0		0- 0	
3- 1	0- 0			0- 0		AWAY	1- 1	2- 0		1- 0	
0- 2	0- 1			0- 0		NEUTRAL	0- 0	0- 1		0- 0	
4- 4	1- 0			0- 3		CONFERENCE	0- 1	3- 0		0- 0	
3- 2	1- 0			0- 2		HOME	0- 0	2- 0		0- 0	
1- 2	0- 0			0- 1		AWAY	0- 1	1- 0		0- 0	
0- 0	0- 0			0- 0		NEUTRAL	0- 0	0- 0		0- 0	

RPI 1-25				RPI 26-50				RPI 51-100 Team's RPI: 61				RPI 101+			
RPI	S	Opponent	Score	RPI	S	Opponent	Score	RPI	S	Opponent	Score	RPI	S	Opponent	Score
5	H	Florida St.	82 92	27	H	Marquette	77 92	75	A	Nebraska	64 49	103	A	Seton Hall	68 51
9	N	UCLA	63 72	28	H	DePaul	54 82	77	A	Butler	53 59	120	A	Drake	108 100
17	H	Villanova	69 54	30	H	South Dakota St.	72 65	98	A	South Dakota	68 73	139	H	Georgetown	69 58
				31	A	St. John's (NY)	65 72					140	N	Washington	64 67
												176	H	Providence	73 56
												177	H	Wichita St.	66 61
												194	H	UNI	89 78
												240	A	Omaha	72 51

LAST 12 Division I GAMES:															
77	A	Butler	53 59	139	H	Georgetown	69 58								
176	H	Providence	73 56	17	H	Villanova	69 54								
28	H	DePaul	54 82	5	H	Florida St.	82 92								
27	H	Marquette	77 92	30	H	South Dakota St.	72 65								
31	A	St. John's (NY)	65 72	240	A	Omaha	72 51								
103	A	Seton Hall	68 51	120	A	Drake	108 100								

Non-Div I Games:

Creighton

Average RPI	Win: 219	WON-LOST	WINNING	LAST 10	STRENGTH OF	OPP. STRENGTH	TEAM	ADJ.	CONF.	ADJ CONF.
Average RPI	Loss: 100	RECORD	PCT. RANK	GAMES	SCHEDULE	OF SCHEDULE	RPI	RPI	RPI	RPI
DIV. I ONLY	9- 6	114	5- 5	157	162	105	105	9	9	
DIV. I NON-CONF.	8- 5	112	5- 5	201	210	118	118	9	9	

TOTALS	RPI 1-25	RPI 26-50	W-L RECORDS	RPI 51-100	RPI 101-999	RPI 201+				
9- 6	0- 1	0- 0	OVERALL	1- 3	8- 2	4- 0				
6- 1	0- 0	0- 0	HOME	1- 1	5- 0	3- 0				
3- 5	0- 1	0- 0	AWAY	0- 2	3- 2	1- 0				
0- 0	0- 0	0- 0	NEUTRAL	0- 0	0- 0	0- 0				
8- 5	0- 1	0- 0	NON-CONFERENCE	0- 2	8- 2	4- 0				
5- 1	0- 0	0- 0	HOME	0- 1	5- 0	3- 0				
3- 4	0- 1	0- 0	AWAY	0- 1	3- 2	1- 0				
0- 0	0- 0	0- 0	NEUTRAL	0- 0	0- 0	0- 0				
1- 1	0- 0	0- 0	CONFERENCE	1- 1	0- 0	0- 0				
1- 0	0- 0	0- 0	HOME	1- 0	0- 0	0- 0				
0- 1	0- 0	0- 0	AWAY	0- 1	0- 0	0- 0				
0- 0	0- 0	0- 0	NEUTRAL	0- 0	0- 0	0- 0				

RPI 1-25				RPI 26-50				RPI 51-100				RPI 101+				Team's RPI: 105
RPI	S	Opponent	Score	RPI	S	Opponent	Score	RPI	S	Opponent	Score	RPI	S	Opponent	Score	
6	A	Ohio St.	70 103					56	A	Albany (NY)	61 76	137	A	Colorado	81 75	
								83	H	Maine	51 64	164	H	New Hampshire	57 49	
								89	A	Harvard	65 76	165	A	Binghamton	64 80	
								89	H	Harvard	63 56	179	H	Boston College	68 57	
												198	A	Army West Point	56 71	
												199	A	Marist	60 51	
												225	A	Holy Cross	76 74	
												318	H	Vermont	66 56	
												320	H	Rhode Island	70 54	
												342	H	NJIT	81 50	

LAST 12 Division I GAMES:																
89	A	Harvard	65 76	137	A	Colorado	81 75									
89	H	Harvard	63 56	83	H	Maine	51 64									
165	A	Binghamton	64 80	164	H	New Hampshire	57 49									
56	A	Albany (NY)	61 76	199	A	Marist	60 51									
225	A	Holy Cross	76 74	198	A	Army West Point	56 71									
6	A	Ohio St.	70 103	342	H	NJIT	81 50									

Non-Div I Games:

Dartmouth

Average RPI	Win: 240	WON-LOST	WINNING	LAST 10	STRENGTH OF	OPP. STRENGTH	TEAM	ADJ.	CONF.	ADJ CONF.
Average RPI	Loss: 93	RECORD	PCT. RANK	GAMES	SCHEDULE	OF SCHEDULE	RPI	RPI	RPI	RPI
DIV. I ONLY	8- 12	231	5- 5	73	176	145	145	13	13	
DIV. I NON-CONF.	5- 8	220	2- 3	59	191	134	134	11	11	

TOTALS	RPI 1-25	RPI 26-50	W-L RECORDS	RPI 51-100	RPI 101-999	RPI 201+				
8- 12	0- 1	0- 1	OVERALL	0- 6	8- 4	6- 0				
3- 5	0- 0	0- 1	HOME	0- 3	3- 1	2- 0				
5- 7	0- 1	0- 0	AWAY	0- 3	5- 3	4- 0				
0- 0	0- 0	0- 0	NEUTRAL	0- 0	0- 0	0- 0				
5- 8	0- 1	0- 1	NON-CONFERENCE	0- 3	5- 3	3- 0				
2- 3	0- 0	0- 1	HOME	0- 1	2- 1	1- 0				
3- 5	0- 1	0- 0	AWAY	0- 2	3- 2	2- 0				
0- 0	0- 0	0- 0	NEUTRAL	0- 0	0- 0	0- 0				
3- 4	0- 0	0- 0	CONFERENCE	0- 3	3- 1	3- 0				
1- 2	0- 0	0- 0	HOME	0- 2	1- 0	1- 0				
2- 2	0- 0	0- 0	AWAY	0- 1	2- 1	2- 0				
0- 0	0- 0	0- 0	NEUTRAL	0- 0	0- 0	0- 0				

RPI 1-25				RPI 26-50				RPI 51-100				RPI 101+ Team's RPI: 145			
RPI	S	Opponent	Score	RPI	S	Opponent	Score	RPI	S	Opponent	Score	RPI	S	Opponent	Score
19	A	NC State	49 73	46	H	Princeton	57 63	54	A	UCF	54 62	104	A	George Mason	61 74
								73	H	Duquesne	54 79	108	A	High Point	82 74
								76	A	Fordham	58 66	134	A	William & Mary	55 73
								80	A	Mercer	54 69	166	A	Furman	62 65
								84	H	Elon	58 75	184	H	Gardner-Webb	65 70
								92	H	George Washington	48 53	192	H	Charlotte	68 66
												222	A	Richmond	68 65
												234	A	St. Bonaventure	75 68
												255	H	UNC Asheville	58 50
												277	A	Appalachian St.	59 57
												315	A	Western Caro.	70 57
												320	H	Rhode Island	77 67

LAST 12 Division I GAMES:															
234	A	St. Bonaventure	75 68	104	A	George Mason	61 74								
92	H	George Washington	48 53	54	A	UCF	54 62								
222	A	Richmond	68 65	192	H	Charlotte	68 66								
76	A	Fordham	58 66	108	A	High Point	82 74								
320	H	Rhode Island	77 67	184	H	Gardner-Webb	65 70								
73	H	Duquesne	54 79	84	H	Elon	58 75								

Non-Div I Games:

Davidson

Dayton

Dayton				Through Games Of Jan. 20, 2018							
Average RPI	Win:	184	WON-LOST	WINNING	LAST 10	STRENGTH OF	OPP. STRENGTH	TEAM	ADJ.	CONF.	ADJ CONF.
Average RPI	Loss:	34	RECORD	PCT. RANK	GAMES	SCHEDULE	OF SCHEDULE	RPI	RPI	RPI	RPI
DIV. I ONLY		13- 4	45	8- 2	126	104	62	62	13	13	
DIV. I NON-CONF.		7- 4	102	3- 3	82	81	78	78	11	11	

TOTALS	RPI 1-25		RPI 26-50		W-L RECORDS		RPI 51-100		RPI 101-999		RPI 201+
13- 4	0- 2		1- 1		OVERALL		3- 1		9- 0		6- 0
7- 1	0- 1		1- 0		HOME		1- 0		5- 0		4- 0
3- 2	0- 0		0- 1		AWAY		1- 1		2- 0		1- 0
3- 1	0- 1		0- 0		NEUTRAL		1- 0		2- 0		1- 0
7- 4	0- 2		1- 1		NON-CONFERENCE		2- 1		4- 0		3- 0
4- 1	0- 1		1- 0		HOME		1- 0		2- 0		2- 0
0- 2	0- 0		0- 1		AWAY		0- 1		0- 0		0- 0
3- 1	0- 1		0- 0		NEUTRAL		1- 0		2- 0		1- 0
6- 0	0- 0		0- 0		CONFERENCE		1- 0		5- 0		3- 0
3- 0	0- 0		0- 0		HOME		0- 0		3- 0		2- 0
3- 0	0- 0		0- 0		AWAY		1- 0		2- 0		1- 0
0- 0	0- 0		0- 0		NEUTRAL		0- 0		0- 0		0- 0

RPI 1-25				RPI 26-50				RPI 51-100 Team's RPI: 62				RPI 101+			
RPI	S	Opponent	Score	RPI	S	Opponent	Score	RPI	S	Opponent	Score	RPI	S	Opponent	Score
15	H	Green Bay	64 75	41	H	Virginia	61 46	53	A	Quinnipiac	66 72	110	N	Tulane	71 65
20	N	South Fla.	87 93	49	A	Toledo	50 68	76	A	Fordham	63 62	116	H	Saint Louis	101 76
								85	H	James Madison	82 54	156	A	Saint Joseph's	65 59
								89	N	Harvard	72 66	205	A	La Salle	76 47
												234	H	St. Bonaventure	80 59
												276	H	Morgan St.	88 52
												320	H	Rhode Island	116 58
												341	H	Ark.-Pine Bluff	81 43
												344	N	Mississippi Val.	65 46

LAST 12 Division I GAMES:															
76	A	Fordham	63 62	344	N	Mississippi Val.	65 46								
116	H	Saint Louis	101 76	20	N	South Fla.	87 93								
234	H	St. Bonaventure	80 59	85	H	James Madison	82 54								
156	A	Saint Joseph's	65 59	15	H	Green Bay	64 75								
320	H	Rhode Island	116 58	53	A	Quinnipiac	66 72								
205	A	La Salle	76 47	341	H	Ark.-Pine Bluff	81 43								

Non-Div I Games:

Dayton

Dayton

Average RPI Loss: 21

DIV. I ONLY	14- 6	72	7- 3	26	4	28	28	6	6
DIV. I NON-CONF.	8- 4	87	2- 2	31	3	47	47	5	5
TOTALS	RPI 1-25	RPI 26-50	W-L RECORDS	RPI 51-100	RPI 101-999	RPI 201+			
14- 6	0- 3	2- 3	OVERALL	4- 0	8- 0	2- 0			
9- 2	0- 1	2- 1	HOME	2- 0	5- 0	2- 0			
3- 3	0- 2	0- 1	AWAY	1- 0	2- 0	0- 0			
2- 1	0- 0	0- 1	NEUTRAL	1- 0	1- 0	0- 0			
8- 4	0- 2	1- 2	NON-CONFERENCE	2- 0	5- 0	2- 0			
5- 2	0- 1	1- 1	HOME	1- 0	3- 0	2- 0			
1- 1	0- 1	0- 0	AWAY	0- 0	1- 0	0- 0			
2- 1	0- 0	0- 1	NEUTRAL	1- 0	1- 0	0- 0			
6- 2	0- 1	1- 1	CONFERENCE	2- 0	3- 0	0- 0			
4- 0	0- 0	1- 0	HOME	1- 0	2- 0	0- 0			
2- 2	0- 1	0- 1	AWAY	1- 0	1- 0	0- 0			
0- 0	0- 0	0- 0	NEUTRAL	0- 0	0- 0	0- 0			

RPI 1-25					RPI 26-50					RPI 51-100					RPI 101+				
RPI	S	Opponent	Score		RPI	S	Opponent	Score		RPI	S	Opponent	Score		RPI	S	Opponent	Score	
1	H	UConn	69	103	27	A	Marquette	81	93	59	N	Gonzaga	88	71	103	H	Seton Hall	89	66
2	A	Notre Dame	82	91	31	H	St. John's (NY)	76	67	61	A	Creighton	82	54	116	H	Saint Louis	86	78
17	A	Villanova	58	84	35	H	Oklahoma	111	108	77	H	Butler	87	65	143	H	Xavier	79	48
					39	H	Northern Colo.	88	94	96	H	IUPUI	85	71	169	N	Memphis	81	67
					40	N	FGCU	84	89						170	A	Northwestern	92	63
															176	A	Providence	71	48
															293	H	Loyola Chicago	88	47
															319	H	Delaware St.	110	71
LAST 12 Division I GAMES:																			
					17	A	Villanova	58	84	31	H	St. John's (NY)	76	67					
					77	H	Butler	87	65	103	H	Seton Hall	89	66					
					143	H	Xavier	79	48	96	H	IUPUI	85	71					
					61	A	Creighton	82	54	2	A	Notre Dame	82	91					
					176	A	Providence	71	48	170	A	Northwestern	92	63					
					27	A	Marquette	81	93	1	H	UConn	69	103					

Non-Div I Games:

DePaul

Delaware

Del aware				Through Games Of Jan. 20, 2018						
Average RPI Win:	215	WON-LOST RECORD	WINNING PCT. RANK	LAST 10 GAMES	STRENGTH OF SCHEDULE	OPP. STRENGTH OF SCHEDULE	TEAM RPI	ADJ. RPI	CONF. RPI	ADJ CONF. RPI
Average RPI Loss:	126									
DIV. I ONLY		12- 5	66	8- 2	223	178	100	100	10	10
DIV. I NON-CONF.		7- 4	102	5- 1	265	170	139	139	13	13

TOTALS	RPI 1-25		RPI 26-50		W-L RECORDS	RPI 51-100	RPI 101-999		RPI 201+	
12- 5	0- 1		0- 1		OVERALL	2- 1	10- 2		7- 1	
5- 1	0- 0		0- 0		HOME	2- 0	3- 1		3- 0	
6- 3	0- 1		0- 1		AWAY	0- 1	6- 0		3- 0	
1- 1	0- 0		0- 0		NEUTRAL	0- 0	1- 1		1- 1	
7- 4	0- 1		0- 1		NON-CONFERENCE	1- 0	6- 2		4- 1	
3- 1	0- 0		0- 0		HOME	1- 0	2- 1		2- 0	
3- 2	0- 1		0- 1		AWAY	0- 0	3- 0		1- 0	
1- 1	0- 0		0- 0		NEUTRAL	0- 0	1- 1		1- 1	
5- 1	0- 0		0- 0		CONFERENCE	1- 1	4- 0		3- 0	
2- 0	0- 0		0- 0		HOME	1- 0	1- 0		1- 0	
3- 1	0- 0		0- 0		AWAY	0- 1	3- 0		2- 0	
0- 0	0- 0		0- 0		NEUTRAL	0- 0	0- 0		0- 0	

RPI 1-25				RPI 26-50				RPI 51-100				Team's RPI: 100				RPI 101+			
RPI	S	Opponent	Score	RPI	S	Opponent	Score	RPI	S	Opponent	Score	RPI	S	Opponent	Score	RPI	S	Opponent	Score
22	A	Buffalo	73 87	46	A	Princeton	60 78	57	A	Drexel	53 74	112	A	Hartford	72 63				
								65	H	American	72 56	168	H	Boston U.	79 85				
								84	H	Elon	80 66	198	A	Army West Point	70 59				
												200	A	Hofstra	58 51				
												234	A	St. Bonaventure	53 52				
												236	H	Loyola Maryland	71 38				
												239	A	Col. of Charleston	68 59				
												271	A	UNCW	82 49				
												285	H	Towson	51 49				
												319	H	Delaware St.	84 49				
												338	N	Saint Peter's	87 90				
												340	N	Eastern Ill.	66 37				
LAST 12 Division I GAMES:																			
271	A	UNCW	82 49	236	H	Loyola Maryland	71 38	319	H	Delaware St.	84 49	198	A	Army West Point	70 59				
285	H	Towson	51 49	46	A	Princeton	60 78	234	A	St. Bonaventure	53 52	271	A	UNCW	82 49				
200	A	Hofstra	58 51	57	A	Drexel	53 74	340	N	Eastern Ill.	66 37	285	H	Towson	51 49				
239	A	Col. of Charleston	68 59																
84	H	Elon	80 66																
57	A	Drexel	53 74																

Non-Div I Games:

Del aware

Average RPI Win:	341	WON-LOST	WINNING	LAST 10	STRENGTH OF	OPP. STRENGTH	TEAM	ADJ.	CONF.	ADJ CONF.
Average RPI Loss:	164	RECORD	PCT. RANK	GAMES	SCHEDULE	OF SCHEDULE	RPI	RPI	RPI	RPI
DIV. I ONLY	2- 17	332	1- 9	177	269	319	319	31	31	
DIV. I NON-CONF.	1- 12	335	0- 6	85	133	285	285	31	31	

TOTALS	RPI 1-25	RPI 26-50	W-L RECORDS	RPI 51-100	RPI 101-999	RPI 201+				
2- 17	0- 0	0- 2	OVERALL	0- 3	2- 12	2- 5				
2- 6	0- 0	0- 0	HOME	0- 1	2- 5	2- 4				
0- 9	0- 0	0- 0	AWAY	0- 0	0- 3	0- 0				
0- 2	0- 0	0- 0	NEUTRAL	0- 1	0- 1	0- 0				
1- 12	0- 0	0- 2	NON-CONFERENCE	0- 3	1- 7	1- 1				
1- 3	0- 0	0- 0	HOME	0- 1	1- 2	1- 1				
0- 7	0- 0	0- 2	AWAY	0- 1	0- 4	0- 0				
0- 2	0- 0	0- 0	NEUTRAL	0- 1	0- 1	0- 0				
1- 5	0- 0	0- 0	CONFERENCE	0- 0	1- 5	1- 4				
1- 3	0- 0	0- 0	HOME	0- 0	1- 3	1- 3				
0- 2	0- 0	0- 0	AWAY	0- 0	0- 2	0- 1				
0- 0	0- 0	0- 0	NEUTRAL	0- 0	0- 0	0- 0				

RPI 1-25				RPI 26-50				RPI 51-100				RPI 101+ Team's RPI: 319			
RPI	S	Opponent	Score	RPI	S	Opponent	Score	RPI	S	Opponent	Score	RPI	S	Opponent	Score
				26	A	Michigan	36 105	57	H	Drexel	52 73	115	A	Kansas	49 81
				28	A	DePaul	71 110	99	N	Ole Miss	58 110	154	N	Stetson	43 58
								100	A	Delaware	49 84	157	H	Robert Morris	42 65
												162	A	Hampton	62 66
												171	A	Temple	72 96
												195	A	Florida	51 85
												201	A	Fla. Atlantic	67 90
												205	H	La Salle	48 71
												211	H	Bethune-Cookman	60 68
												249	H	N. C. A&T	48 66
												327	H	N. C. Central	67 74
												329	A	Florida A&M	54 59
												333	H	South Carolina St.	58 44
												348	H	Longwood	60 56
LAST 12 Division I GAMES:															
				211	H	Bethune-Cookman	60 68	154	N	Stetson	43 58				
				329	A	Florida A&M	54 59	201	A	Fla. Atlantic	67 90				
				162	A	Hampton	62 66	195	A	Florida	51 85				
				249	H	N. C. A&T	48 66	26	A	Michigan	36 105				
				333	H	South Carolina St.	58 44	205	H	La Salle	48 71				
				327	H	N. C. Central	67 74	100	A	Delaware	49 84				

Non-Div I Games:

Delaware St.

D
e
n
v
e
r

D
e
n
v
e
r

Denver

Page 68

Average RPI Win:	321	WON-LOST	WINNING	LAST 10	STRENGTH OF	OPP. STRENGTH	TEAM	ADJ.	CONF.	ADJ CONF.
Average RPI Loss:	122	RECORD	PCT. RANK	GAMES	SCHEDULE	OF SCHEDULE	RPI	RPI	RPI	RPI
DIV. I ONLY	1- 18	344	1- 9	86	136	284	284	11	11	
DIV. I NON-CONF.	0- 11	337	0- 4	103	64	296	296	12	12	

TOTALS	RPI 1-25	RPI 26-50	W-L RECORDS	RPI 51-100	RPI 101-999	RPI 201+				
1- 18	0- 1	0- 3	OVERALL	0- 4	1- 10	1- 3				
0- 9	0- 1	0- 3	HOME	0- 2	0- 3	0- 1				
1- 7	0- 0	0- 0	AWAY	0- 2	1- 5	1- 1				
0- 2	0- 0	0- 0	NEUTRAL	0- 0	0- 2	0- 1				
0- 11	0- 0	0- 3	NON-CONFERENCE	0- 1	0- 7	0- 1				
0- 5	0- 0	0- 3	HOME	0- 0	0- 2	0- 0				
0- 4	0- 0	0- 0	AWAY	0- 1	0- 3	0- 0				
0- 2	0- 0	0- 0	NEUTRAL	0- 0	0- 2	0- 1				
1- 7	0- 1	0- 0	CONFERENCE	0- 3	1- 3	1- 2				
0- 4	0- 1	0- 0	HOME	0- 2	0- 1	0- 1				
1- 3	0- 0	0- 0	AWAY	0- 1	1- 2	1- 1				
0- 0	0- 0	0- 0	NEUTRAL	0- 0	0- 0	0- 0				

RPI	S	Opponent	Score	RPI	S	Opponent	Score	RPI	S	Opponent	Score	RPI	S	Opponent	Score	Team's RPI: 284
15	H	Green Bay	27 85	26	H	Michigan	50 86	90	H	Wright St.	60 88	113	A	Kent St.	74 82	
				42	H	Michigan St.	60 97	91	A	Western Mi ch.	62 74	122	N	Clemson	44 72	
				49	H	Toledo	64 81	93	H	Milwaukee	61 70	129	A	Miami (OH)	64 91	
								96	A	IUPUI	62 90	130	H	Bowling Green	81 85	
												133	A	Cleveland St.	50 75	
												161	A	Illinois	65 73	
												193	H	Eastern Mi ch.	76 78	
												217	N	North Texas	57 63	
												237	A	Youngstown St.	59 76	
												256	H	Northern Ky.	67 78	
												321	A	Ill. -Chi cago	61 58	

LAST 12 Division I GAMES:																
				93	H	Milwaukee	61 70	133	A	Cleveland St.	50 75					
				15	H	Green Bay	27 85	237	A	Youngstown St.	59 76					
				321	A	Ill. -Chi cago	61 58	49	H	Toledo	64 81					
				96	A	IUPUI	62 90	193	H	Eastern Mi ch.	76 78					
				90	H	Wright St.	60 88	161	A	Illinois	65 73					
				256	H	Northern Ky.	67 78	91	A	Western Mi ch.	62 74					

Non-Div I Games:

Detroit Mercy

Average RPI Win:	219	WON-LOST	WINNING	LAST 10	STRENGTH OF	OPP. STRENGTH	TEAM	ADJ.	CONF.	ADJ CONF.
Average RPI Loss:	53	RECORD	PCT. RANK	GAMES	SCHEDULE	OF SCHEDULE	RPI	RPI	RPI	RPI
DIV. I ONLY	11- 7	107	7- 3	135	128	120	120	24	24	
DIV. I NON-CONF.	4- 7	226	0- 4	20	49	144	144	22	22	

TOTALS	RPI 1-25	RPI 26-50	W-L RECORDS	RPI 51-100	RPI 101-999	RPI 201+				
11- 7	0- 1	0- 2	OVERALL	1- 3	10- 1	5- 0				
8- 3	0- 0	0- 1	HOME	1- 2	7- 0	4- 0				
2- 3	0- 1	0- 1	AWAY	0- 1	2- 0	0- 0				
1- 1	0- 0	0- 0	NEUTRAL	0- 0	1- 1	1- 0				
4- 7	0- 1	0- 2	NON-CONFERENCE	1- 3	3- 1	1- 0				
3- 3	0- 0	0- 1	HOME	1- 2	2- 0	0- 0				
0- 3	0- 1	0- 1	AWAY	0- 1	0- 0	0- 0				
1- 1	0- 0	0- 0	NEUTRAL	0- 0	1- 1	1- 0				
7- 0	0- 0	0- 0	CONFERENCE	0- 0	7- 0	4- 0				
5- 0	0- 0	0- 0	HOME	0- 0	5- 0	4- 0				
2- 0	0- 0	0- 0	AWAY	0- 0	2- 0	0- 0				
0- 0	0- 0	0- 0	NEUTRAL	0- 0	0- 0	0- 0				

RPI 1-25				RPI 26-50				RPI 51-100				RPI 101+				Team's RPI: 120
RPI	S	Opponent	Score	RPI	S	Opponent	Score	RPI	S	Opponent	Score	RPI	S	Opponent	Score	
7	A	Oregon	77 110	29	A	Iowa	66 79	61	H	Creighton	100 108	104	N	George Mason	75 87	
				30	H	South Dakota St.	78 85	67	A	Wyoming	61 75	109	A	Missouri St.	80 68	
								75	H	Nebraska	84 89	147	H	Liberty	96 68	
								93	H	Milwaukee	77 73	158	H	Iowa St.	83 80	
												172	A	Southern Ill.	75 64	
												194	H	UNI	81 64	
												260	H	Valparaiso	86 50	
												292	H	Indiana St.	85 64	
												293	H	Loyola Chicago	72 46	
												344	N	Mississippi Val.	96 60	
												347	H	Evansville	107 66	
LAST 12 Division I GAMES:																
				194	H	UNI	81 64	260	H	Valparaiso	86 50					
				347	H	Evansville	107 66	29	A	Iowa	66 79					
				292	H	Indiana St.	85 64	30	H	South Dakota St.	78 85					
				172	A	Southern Ill.	75 64	75	H	Nebraska	84 89					
				109	A	Missouri St.	80 68	61	H	Creighton	100 108					
				293	H	Loyola Chicago	72 46	158	H	Iowa St.	83 80					

Non-Div I Games: Iowa Wesleyan 102 25

Drake

Average RPI Win: 197

Average RPI Loss: 57

WON-LOST
RECORDWINNING
PCT. RANKLAST 10
GAMESSTRENGTH OF
SCHEDULEOPP. STRENGTH
OF SCHEDULETEAM
RPIADJ.
RPICONF.
RPIADJ CONF.
RPIDIV. I ONLY
DIV. I NON-CONF.13- 5
8- 458
878- 2
5- 1102
149141
8757
7257
7210
1310
13

TOTALS

RPI 1-25

RPI 26-50

W-L RECORDS

RPI 51-100

RPI 101-999

RPI 201+

13- 5

0- 1

0- 1

OVERALL

2- 3

11- 0

6- 0

7- 0

0- 0

0- 0

HOME

1- 0

6- 0

4- 0

5- 3

0- 1

0- 0

AWAY

0- 2

5- 0

2- 0

1- 2

0- 0

0- 1

NEUTRAL

1- 1

0- 0

0- 0

8- 4

0- 1

0- 1

NON-CONFERENCE

1- 2

7- 0

4- 0

4- 0

0- 0

0- 0

HOME

0- 0

4- 0

3- 0

3- 2

0- 1

0- 0

AWAY

0- 1

3- 0

1- 0

1- 2

0- 0

0- 1

NEUTRAL

1- 1

0- 0

0- 0

5- 1

0- 0

0- 0

CONFERENCE

1- 1

4- 0

2- 0

3- 0

0- 0

0- 0

HOME

1- 0

2- 0

1- 0

2- 1

0- 0

0- 0

AWAY

0- 1

2- 0

1- 0

0- 0

0- 0

0- 0

NEUTRAL

0- 0

0- 0

0- 0

RPI 1-25

RPI 26-50

RPI 51-100

Team's RPI: 57

RPI 101+

RPI	S	Opponent	Score
24	A	Syracuse	62 72

RPI	S	Opponent	Score
34	N	West Virginia	42 75

RPI	S	Opponent	Score
63	N	Virginia Tech	67 79
77	N	Butler	76 62
78	A	Penn St.	70 84
85	A	James Madison	48 56
100	H	Delaware	74 53

RPI	S	Opponent	Score
134	A	William & Mary	65 58
156	A	Saint Joseph's	65 58
182	H	Bucknell	63 54
197	A	Niagara	66 65
200	H	Hofstra	47 38
205	H	La Salle	79 54
213	A	Northeastern	69 58
241	H	Lafayette	52 37
267	H	Cornell	61 39
271	H	UNCW	68 42
319	A	Delaware St.	73 52

LAST 12 Division I GAMES:

213	A	Northeastern	69 58
271	H	UNCW	68 42
85	A	James Madison	48 56
134	A	William & Mary	65 58
200	H	Hofstra	47 38
100	H	Delaware	74 53

267	H	Cornell	61 39
156	A	Saint Joseph's	65 58
24	A	Syracuse	62 72
197	A	Niagara	66 65
319	A	Delaware St.	73 52
241	H	Lafayette	52 37

D
r
e
x
e
lD
r
e
x
e
l

Non-Div I Games:

Drexel

D
u
k
e

D
u
k
e

Duke

D
u
q
u
e
s
n
e

Duquesne					Through Games Of Jan. 20, 2018						
Average RPI	Win:	195	WON-LOST	WINNING	LAST 10	STRENGTH OF	OPP. STRENGTH	TEAM	ADJ.	CONF.	ADJ CONF.
Average RPI	Loss:	107	RECORD	PCT. RANK	GAMES	SCHEDULE	OF SCHEDULE	RPI	RPI	RPI	RPI
DIV. I ONLY		15- 3		18	9- 1	263	74	73	73	13	13
DIV. I NON-CONF.		10- 3		51	6- 1	229	44	67	67	11	11

TOTALS	RPI 1-25		RPI 26-50		W-L RECORDS	RPI 51-100		RPI 101-999		RPI 201+	
15- 3	0- 1		3- 0		OVERALL	1- 0		11- 2		8- 0	
8- 0	0- 0		2- 0		HOME	0- 0		6- 0		5- 0	
6- 2	0- 0		1- 0		AWAY	1- 0		4- 2		2- 0	
1- 1	0- 1		0- 0		NEUTRAL	0- 0		1- 0		1- 0	
10- 3	0- 1		3- 0		NON-CONFERENCE	0- 0		7- 2		5- 0	
6- 0	0- 0		2- 0		HOME	0- 0		4- 0		3- 0	
3- 2	0- 0		1- 0		AWAY	0- 0		2- 2		1- 0	
1- 1	0- 1		0- 0		NEUTRAL	0- 0		1- 0		1- 0	
5- 0	0- 0		0- 0		CONFERENCE	1- 0		4- 0		3- 0	
2- 0	0- 0		0- 0		HOME	0- 0		2- 0		2- 0	
3- 0	0- 0		0- 0		AWAY	1- 0		2- 0		1- 0	
0- 0	0- 0		0- 0		NEUTRAL	0- 0		0- 0		0- 0	

RPI 1-25				RPI 26-50				RPI 51-100				RPI 101+			
RPI	S	Opponent	Score	RPI	S	Opponent	Score	RPI	S	Opponent	Score	RPI	S	Opponent	Score
1	N	UConn	52 104	38	H	Central Mich.	64 61	92	A	George Washington	54 53	127	A	ETSU	77 81
				41	A	Virginia	74 63					145	A	Davidson	79 54
				49	H	Toledo	73 54					149	H	Saint Francis (PA)	87 68
												160	A	Pittsburgh	66 53
												192	A	Charlotte	72 75
												205	H	La Salle	78 50
												221	H	Akron	66 60
												249	N	N.C. A&T	73 60
												298	A	VCU	70 51
												299	H	Massachusetts	60 57
												309	H	Central Conn. St.	83 58
												331	H	Iona	80 59
												343	A	Winthrop	81 54

LAST 12 Division I GAMES:															
205	H	La Salle	78 50	38	H	Central Mich.	64 61	221	H	Akron	66 60				
92	A	George Washington	54 53	49	H	Toledo	73 54	309	H	Central Conn. St.	83 58				
298	A	VCU	70 51	299	H	Massachusetts	60 57	149	H	Saint Francis (PA)	87 68				
145	A	Davidson	79 54	1	N	UConn	52 104	41	A	Virginia	74 63				

Non-Div I Games:

Duquesne

D
u
q
u
e
s
n
e

Average RPI Win:	232	WON-LOST	WINNING	LAST 10	STRENGTH OF	OPP. STRENGTH	TEAM	ADJ.	CONF.	ADJ CONF.
Average RPI Loss:	65	RECORD	PCT. RANK	GAMES	SCHEDULE	OF SCHEDULE	RPI	RPI	RPI	RPI
DIV. I ONLY	11- 8	127	5- 4	193	68	127	127	17	17	
DIV. I NON-CONF.	6- 8	209	2- 4	151	30	158	158	15	15	

TOTALS	RPI 1-25	RPI 26-50	W-L RECORDS	RPI 51-100	RPI 101-999	RPI 201+				
11- 8	0- 3	0- 2	OVERALL	2- 2	9- 1	7- 1				
6- 2	0- 0	0- 1	HOME	2- 0	4- 1	3- 1				
5- 3	0- 2	0- 1	AWAY	0- 0	5- 0	4- 0				
0- 3	0- 1	0- 0	NEUTRAL	0- 2	0- 0	0- 0				
6- 8	0- 3	0- 2	NON-CONFERENCE	1- 2	5- 1	4- 1				
3- 2	0- 0	0- 1	HOME	1- 0	2- 1	1- 1				
3- 3	0- 2	0- 1	AWAY	0- 0	3- 0	3- 0				
0- 3	0- 1	0- 0	NEUTRAL	0- 2	0- 0	0- 0				
5- 0	0- 0	0- 0	CONFERENCE	1- 0	4- 0	3- 0				
3- 0	0- 0	0- 0	HOME	1- 0	2- 0	2- 0				
2- 0	0- 0	0- 0	AWAY	0- 0	2- 0	1- 0				
0- 0	0- 0	0- 0	NEUTRAL	0- 0	0- 0	0- 0				

RPI 1-25				RPI 26-50				RPI 51-100				RPI 101+ Team's RPI: 127			
RPI	S	Opponent	Score	RPI	S	Opponent	Score	RPI	S	Opponent	Score	RPI	S	Opponent	Score
2	N	Notre Dame	46 77	42	H	Michigan St.	74 83	51	N	Washington St.	76 80	141	H	Cincinnati	87 77
8	A	Tennessee	49 87	48	A	Houston	69 88	73	H	Duquesne	81 77	166	A	Furman	69 57
19	A	NC State	58 70					91	N	Western Mi ch.	79 87	230	H	UNCG	60 52
								94	H	Chattanooga	65 58	256	H	Northern Ky.	45 57
												277	A	Appalachian St.	70 57
												289	A	Wofford	61 58
												300	A	Murray St.	96 68
												315	H	Western Caro.	66 50
												325	H	Tennessee Tech	74 55
												343	A	Winthrop	74 63

LAST 12 Division I GAMES:															
289	A	Wofford	61 58	42	H	Michigan St.	74 83	19	A	NC State	58 70				
166	A	Furman	69 57	48	A	Houston	69 88	73	H	Duquesne	81 77				
94	H	Chattanooga	65 58					91	N	Western Mi ch.	79 87				
230	H	UNCG	60 52					94	H	Chattanooga	65 58				
315	H	Western Caro.	66 50												
256	H	Northern Ky.	45 57												

Non-Div I Games: North Greenville 90 67

ETSU

Average RPI Win:	241	WON-LOST	WINNING	LAST 10	STRENGTH OF	OPP. STRENGTH	TEAM	ADJ.	CONF.	ADJ CONF.
Average RPI Loss:	157	RECORD	PCT. RANK	GAMES	SCHEDULE	OF SCHEDULE	RPI	RPI	RPI	RPI
DIV. I ONLY	10- 9	166	5- 5	273	167	242	242	8	8	
DIV. I NON-CONF.	8- 5	112	5- 1	334	321	266	266	7	7	

TOTALS	RPI 1-25	RPI 26-50	W-L RECORDS	RPI 51-100	RPI 101-999	RPI 201+				
10- 9	0- 1	1- 0	OVERALL	0- 0	9- 8	6- 3				
8- 4	0- 1	1- 0	HOME	0- 0	7- 3	4- 1				
1- 3	0- 0	0- 0	AWAY	0- 0	1- 0	1- 0				
1- 2	0- 0	0- 0	NEUTRAL	0- 0	1- 2	1- 0				
8- 5	0- 0	0- 0	NON-CONFERENCE	0- 0	8- 5	6- 2				
6- 2	0- 0	0- 0	HOME	0- 0	6- 2	4- 1				
1- 1	0- 0	0- 0	AWAY	0- 0	1- 1	1- 1				
1- 2	0- 0	0- 0	NEUTRAL	0- 0	1- 2	1- 0				
2- 4	0- 1	1- 0	CONFERENCE	0- 0	1- 3	0- 1				
2- 2	0- 1	1- 0	HOME	0- 0	1- 1	0- 0				
0- 2	0- 0	0- 0	AWAY	0- 0	0- 2	0- 1				
0- 0	0- 0	0- 0	NEUTRAL	0- 0	0- 0	0- 0				

RPI 1-25				RPI 26-50				RPI 51-100				RPI 101+ Team's RPI: 242			
RPI	S	Opponent	Score	RPI	S	Opponent	Score	RPI	S	Opponent	Score	RPI	S	Opponent	Score
1	H	UConn	35 96	48	H	Houston	80 78					131	N	UTEP	79 93
												134	H	William & Mary	65 71
												136	N	Jacksonville St.	73 82
												141	H	Cincinnati	54 66
												151	H	Tulsa	73 67
												169	A	Memphis	36 72
												188	H	Norfolk St.	51 46
												192	H	Charlotte	58 55
												212	A	SMU	51 65
												222	H	Richmond	64 65
												266	A	Kennesaw St.	66 56
												269	N	Rider	66 63
												271	A	UNCW	62 66
												307	H	USC Upstate	66 53
												312	H	UMES	64 54
												327	H	N. C. Central	73 61
												346	H	Savannah St.	103 37

LAST 12 Division I GAMES:															
				48	H	Houston	80 78	312	H	UMES	64 54				
				212	A	SMU	51 65	346	H	Savannah St.	103 37				
				151	H	Tulsa	73 67	131	N	UTEP	79 93				
				169	A	Memphis	36 72	327	H	N. C. Central	73 61				
				1	H	UConn	35 96	266	A	Kennesaw St.	66 56				
				141	H	Cincinnati	54 66	188	H	Norfolk St.	51 46				

Non-Div I Games:

East Carolina

Average RPI Win:	346	WON-LOST	WINNING	LAST 10	STRENGTH OF	OPP. STRENGTH	TEAM	ADJ.	CONF.	ADJ CONF.
Average RPI Loss:	198	RECORD	PCT. RANK	GAMES	SCHEDULE	OF SCHEDULE	RPI	RPI	RPI	RPI
DIV. I ONLY	2- 17	332	1- 9	267	339	340	340	26	26	
DIV. I NON-CONF.	1- 10	327	0- 4	244	324	338	338	27	27	

TOTALS	RPI 1-25	RPI 26-50	W-L RECORDS	RPI 51-100	RPI 101-999	RPI 201+				
2- 17	0- 0	0- 0	OVERALL	0- 3	2- 14	2- 10				
2- 7	0- 0	0- 0	HOME	0- 1	2- 6	2- 5				
0- 9	0- 0	0- 0	AWAY	0- 1	0- 8	0- 5				
0- 1	0- 0	0- 0	NEUTRAL	0- 1	0- 0	0- 0				
1- 10	0- 0	0- 0	NON-CONFERENCE	0- 2	1- 8	1- 4				
1- 4	0- 0	0- 0	HOME	0- 0	1- 4	1- 3				
0- 5	0- 0	0- 0	AWAY	0- 1	0- 4	0- 1				
0- 1	0- 0	0- 0	NEUTRAL	0- 1	0- 0	0- 0				
1- 7	0- 0	0- 0	CONFERENCE	0- 1	1- 6	1- 6				
1- 3	0- 0	0- 0	HOME	0- 1	1- 2	1- 2				
0- 4	0- 0	0- 0	AWAY	0- 0	0- 4	0- 4				
0- 0	0- 0	0- 0	NEUTRAL	0- 0	0- 0	0- 0				

RPI 1-25				RPI 26-50				RPI 51-100				RPI 101+				Team's RPI: 340	
RPI	S	Opponent	Score	RPI	S	Opponent	Score	RPI	S	Opponent	Score	RPI	S	Opponent	Score		
								74	H	Belmont	58	86	133	A	Cleveland St.	69	77
								90	A	Wright St.	46	81	146	H	Northern Ill.	64	93
								100	N	Delaware	37	66	156	A	Saint Joseph's	62	80
													170	A	Northwestern	40	74
													206	H	Southeast Mo. St.	54	77
													216	H	Bradley	52	67
													217	H	North Texas	61	63
													226	A	Morehead St.	81	89
													235	A	Austin Peay	59	69
													245	H	UT Martin	44	72
													260	H	Valparaiso	67	76
													288	A	Eastern Ky.	51	67
													300	A	Murray St.	61	72
													305	A	Fort Wayne	77	93
													345	H	Tennessee St.	66	59
													347	H	Evansville	79	52

LAST 12 Division I GAMES:																	
				206	H	Southeast Mo. St.	54	77			235	A	Austin Peay	59	69		
				245	H	UT Martin	44	72			300	A	Murray St.	61	72		
				74	H	Belmont	58	86			170	A	Northwestern	40	74		
				345	H	Tennessee St.	66	59			217	H	North Texas	61	63		
				288	A	Eastern Ky.	51	67			260	H	Valparaiso	67	76		
				226	A	Morehead St.	81	89			305	A	Fort Wayne	77	93		

Non-Div I Games:

Eastern Ill.

Average RPI Win: 279		WON-LOST RECORD	WINNING PCT. RANK	LAST 10 GAMES	STRENGTH OF SCHEDULE	OPP. STRENGTH OF SCHEDULE	TEAM RPI	ADJ. RPI	CONF. RPI	ADJ CONF. RPI
Average RPI Loss: 153										
DIV. I ONLY		6- 10	248	4- 5	329	129	288	288	26	26
DIV. I NON-CONF.		2- 6	280	0- 3	282	70	284	284	27	27
TOTALS		RPI 1-25	RPI 26-50	W-L RECORDS	RPI 51-100	RPI 101-999	RPI 201+			
6- 10	0- 0		0- 0	OVERALL	0- 1	6- 9	5- 3			
4- 3	0- 0		0- 0	HOME	0- 1	4- 2	3- 0			
2- 7	0- 0		0- 0	AWAY	0- 0	2- 7	2- 3			
0- 0	0- 0		0- 0	NEUTRAL	0- 0	0- 0	0- 0			
2- 6	0- 0		0- 0	NON-CONFERENCE	0- 1	2- 5	2- 1			
1- 2	0- 0		0- 0	HOME	0- 1	1- 1	1- 0			
1- 4	0- 0		0- 0	AWAY	0- 0	1- 4	1- 1			
0- 0	0- 0		0- 0	NEUTRAL	0- 0	0- 0	0- 0			
4- 4	0- 0		0- 0	CONFERENCE	0- 0	4- 4	3- 2			
3- 1	0- 0		0- 0	HOME	0- 0	3- 1	2- 0			
1- 3	0- 0		0- 0	AWAY	0- 0	1- 3	1- 2			
0- 0	0- 0		0- 0	NEUTRAL	0- 0	0- 0	0- 0			

RPI	S	Opponent	Score
RPI 1-25			
RPI	S	Opponent	Score
RPI 26-50			
RPI	S	Opponent	Score
RPI 51-100			
RPI	S	Opponent	Score
79	H	Ohio	57 69
RPI 101+			
RPI	S	Opponent	Score
104	A	George Mason	41 64
113	H	Kent St.	57 65
130	A	Bowling Green	60 77
136	A	Jacksonville St.	51 65
136	H	Jacksonville St.	48 44
141	A	Cincinnati	53 64
153	H	SIUE	60 62
206	A	Southeast Mo. St.	55 69
221	A	Akron	45 62
230	H	UNCG	70 59
245	A	UT Martin	49 77
315	A	Western Caro.	62 59
325	A	Tennessee Tech	76 68
325	H	Tennessee Tech	55 53
340	H	Eastern Ill.	67 51
Team's RPI : 288			
LAST 12 Division I GAMES:			
136	H	Jacksonville St.	48 44
325	H	Tennessee Tech	55 53
206	A	Southeast Mo. St.	55 69
245	A	UT Martin	49 77
340	H	Eastern Ill.	67 51
153	H	SIUE	60 62
325	A	Tennessee Tech	76 68
136	A	Jacksonville St.	51 65
104	A	George Mason	41 64
113	H	Kent St.	57 65
79	H	Ohio	57 69
141	A	Cincinnati	53 64

Non-Div I Games:	Ohio Christian	69	45
------------------	----------------	----	----

Eastern Ky.

■ Loss, ■ Non-Conf, S Site, H Home A Away N Neutral

Average RPI Win:	188	WON-LOST	WINNING	LAST 10	STRENGTH OF	OPP. STRENGTH	TEAM	ADJ.	CONF.	ADJ CONF.
Average RPI Loss:	175	RECORD	PCT. RANK	GAMES	SCHEDULE	OF SCHEDULE	RPI	RPI	RPI	RPI
DIV. I ONLY	8- 9	196	7- 3	257	188	193	193	7	7	
DIV. I NON-CONF.	3- 7	254	2- 3	330	328	306	306	8	8	

TOTALS	RPI 1-25	RPI 26-50	W-L RECORDS	RPI 51-100	RPI 101-999	RPI 201+				
8- 9	0- 0	1- 1	OVERALL	1- 0	6- 8	3- 4				
4- 1	0- 0	1- 0	HOME	1- 0	2- 1	2- 0				
4- 7	0- 0	0- 1	AWAY	0- 0	4- 6	1- 3				
0- 1	0- 0	0- 0	NEUTRAL	0- 0	0- 1	0- 1				
3- 7	0- 0	0- 1	NON-CONFERENCE	0- 0	3- 6	3- 4				
2- 0	0- 0	0- 0	HOME	0- 0	2- 0	2- 0				
1- 6	0- 0	0- 1	AWAY	0- 0	1- 5	1- 3				
0- 1	0- 0	0- 0	NEUTRAL	0- 0	0- 1	0- 1				
5- 2	0- 0	1- 0	CONFERENCE	1- 0	3- 2	0- 0				
2- 1	0- 0	1- 0	HOME	1- 0	0- 1	0- 0				
3- 1	0- 0	0- 0	AWAY	0- 0	3- 1	0- 0				
0- 0	0- 0	0- 0	NEUTRAL	0- 0	0- 0	0- 0				

RPI	S	Opponent	Score	RPI	S	Opponent	Score	RPI	S	Opponent	Score	RPI	S	Opponent	Score	Team's RPI: 193
47	A	Minnesota	56 80	49	H	Toledo	70 57	91	H	Western Mich.	69 67	113	A	Kent St.	69 76	
												113	H	Kent St.	60 67	
												129	A	Miami (OH)	74 59	
												130	A	Bowling Green	54 52	
												133	A	Cleveland St.	65 77	
												146	A	Northern Ill.	83 76	
												167	A	Loyola Marymount	64 73	
												204	N	Denver	54 60	
												234	A	St. Bonaventure	51 70	
												244	A	Illinois St.	56 65	
												284	A	Detroit Mercy	78 76	
												321	A	Ill.-Chicago	70 73	
												329	H	Florida A&M	83 61	
												348	H	Longwood	73 44	

LAST 12 Division I GAMES:																
146	A	Northern Ill.	83 76	113	H	Kent St.	60 67	348	H	Longwood	73 44	284	A	Detroit Mercy	78 76	
91	H	Western Mich.	69 67	244	A	Illinois St.	56 65	321	A	Ill.-Chicago	70 73	47	A	Minnesota	56 80	
129	A	Miami (OH)	74 59													
113	A	Kent St.	69 76													
49	H	Toledo	70 57													
130	A	Bowling Green	54 52													

Non-Div I Games: Rochester College 62 29

Eastern Mich.

Average RPI	Win:	254	WON-LOST	WINNING	LAST 10	STRENGTH OF	OPP. STRENGTH	TEAM	ADJ.	CONF.	ADJ CONF.
Average RPI	Loss:	94	RECORD	PCT. RANK	GAMES	SCHEDULE	OF SCHEDULE	RPI	RPI	RPI	RPI
DIV. I ONLY		9- 9		170	6- 4	236	108	207	207	19	19
DIV. I NON-CONF.		4- 7		226	2- 2	138	102	203	203	16	16

TOTALS	RPI 1-25		RPI 26-50		W-L RECORDS	RPI 51-100		RPI 101-999		RPI 201+	
9- 9	0- 1		0- 2		OVERALL	0- 2		9- 4		7- 0	
6- 3	0- 0		0- 1		HOME	0- 0		6- 2		4- 0	
2- 5	0- 1		0- 1		AWAY	0- 1		2- 2		2- 0	
1- 1	0- 0		0- 0		NEUTRAL	0- 1		1- 0		1- 0	
4- 7	0- 1		0- 1		NON-CONFERENCE	0- 2		4- 3		3- 0	
2- 2	0- 0		0- 0		HOME	0- 0		2- 2		1- 0	
1- 4	0- 1		0- 1		AWAY	0- 1		1- 1		1- 0	
1- 1	0- 0		0- 0		NEUTRAL	0- 1		1- 0		1- 0	
5- 2	0- 0		0- 1		CONFERENCE	0- 0		5- 1		4- 0	
4- 1	0- 0		0- 1		HOME	0- 0		4- 0		3- 0	
1- 1	0- 0		0- 0		AWAY	0- 0		1- 1		1- 0	
0- 0	0- 0		0- 0		NEUTRAL	0- 0		0- 0		0- 0	

RPI 1-25				RPI 26-50				RPI 51-100				RPI 101+				Team's RPI: 207
RPI	S	Opponent	Score	RPI	S	Opponent	Score	RPI	S	Opponent	Score	RPI	S	Opponent	Score	
7	A	Oregon	40 81	39	H	Northern Colo.	65 70	59	A	Gonzaga	45 69	119	H	BYU	69 73	
				45	A	Purdue	40 65	66	N	Saint Mary's (CA)	56 76	138	A	Portland St.	60 75	
												142	H	North Dakota	74 70	
												173	H	Cal Poly	75 72	
												186	H	Boise St.	57 61	
												187	A	Fresno St.	56 81	
												215	H	Idaho	71 64	
												245	N	UT Martin	61 58	
												272	A	Sacramento St.	83 72	
												302	H	Utah Valley	61 41	
												303	H	Southern Utah	58 41	
												306	A	Air Force	65 63	
												324	H	Northern Ari z.	82 62	

LAST 12 Division I GAMES:																
303	H	Southern Utah	58 41	39	H	Northern Colo.	65 70	245	N	UT Martin	61 58					
324	H	Northern Ari z.	82 62	66	N	Saint Mary's (CA)	56 76	45	A	Purdue	40 65					
215	H	Idaho	71 64	173	H	Cal Poly	75 72									
272	A	Sacramento St.	83 72	186	H	Boise St.	57 61									
138	A	Portland St.	60 75													
142	H	North Dakota	74 70													

Non-Div I Games: Multnomah 88 42

Eastern Wash.

E
l
o
n

El on				Through Games Of Jan. 20, 2018								
Average RPI	Win:	212	WON-LOST RECORD	WINNING PCT. RANK	LAST 10 GAMES	STRENGTH OF SCHEDULE	OPP. STRENGTH OF SCHEDULE	TEAM RPI	ADJ. RPI	CONF. RPI	ADJ CONF. RPI	
Average RPI	Loss:	78										
DIV. I ONLY			10- 6	104	5- 5	134	142	84	84	10	10	
DIV. I NON-CONF.			7- 3	74	2- 3	163	76	62	62	13	13	

TOTALS		RPI 1-25		RPI 26-50		W-L RECORDS		RPI 51-100		RPI 101-999		RPI 201+
10- 6		0- 1		0- 1		OVERALL		2- 2		8- 2		6- 0
6- 0		0- 0		0- 0		HOME		0- 0		6- 0		5- 0
3- 5		0- 0		0- 0		AWAY		1- 0		2- 0		1- 0
1- 1		0- 0		0- 1		NEUTRAL		1- 0		0- 0		0- 0
7- 3		0- 1		0- 1		NON-CONFERENCE		2- 0		5- 1		3- 0
3- 0		0- 0		0- 0		HOME		0- 0		3- 0		2- 0
3- 2		0- 1		0- 0		AWAY		1- 0		2- 1		1- 0
1- 1		0- 0		0- 1		NEUTRAL		1- 0		0- 0		0- 0
3- 3		0- 0		0- 0		CONFERENCE		0- 2		3- 1		3- 0
3- 0		0- 0		0- 0		HOME		0- 0		3- 0		3- 0
0- 3		0- 0		0- 0		AWAY		0- 2		0- 1		0- 0
0- 0		0- 0		0- 0		NEUTRAL		0- 0		0- 0		0- 0

E
l
o
n

RPI 1-25				RPI 26-50				RPI 51-100				RPI 101+			
RPI	S	Opponent	Score	RPI	S	Opponent	Score	RPI	S	Opponent	Score	RPI	S	Opponent	Score
19	A	NC State	57 70	29	N	Iowa	61 74	54	A	UCF	71 57	101	A	Wake Forest	51 53
								72	N	Alabama	60 55	134	A	William & Mary	75 81
								85	A	James Madison	67 70	145	A	Davidson	75 58
								100	A	Delaware	66 80	162	H	Hampton	82 59
												213	H	Northeastern	78 71
												249	A	N. C. A&T	90 59
												271	H	UNCW	75 67
												285	H	Towson	84 61
												327	H	N. C. Central	78 50
												343	H	Winthrop	98 37

Team's RPI: 84															
LAST 12 Division I GAMES:															
285	H	Towson	84 61	327	H	N. C. Central	78 50	19	A	NC State	57 70	145	A	Davidson	75 58
134	A	William & Mary	75 81	72	N	Alabama	60 55	101	A	Wake Forest	51 53	29	N	Iowa	61 74
85	A	James Madison	67 70	54	A	UCF	71 57	72	N	Alabama	60 55	271	H	UNCW	75 67
213	H	Northeastern	78 71												
100	A	Delaware	66 80												
271	H	UNCW	75 67												

Non-Div I Games: Coker 106 54

E l o n

Average RPI Win:	300	WON-LOST	WINNING	LAST 10	STRENGTH OF	OPP. STRENGTH	TEAM	ADJ.	CONF.	ADJ CONF.
Average RPI Loss:	207	RECORD	PCT. RANK	GAMES	SCHEDULE	OF SCHEDULE	RPI	RPI	RPI	RPI

DIV. I ONLY	1- 14	339	0- 9	301	304	347	347	24	24
DIV. I NON-CONF.	1- 8	313	0- 5	308	344	345	345	22	22

TOTALS	RPI 1-25	RPI 26-50	W-L RECORDS	RPI 51-100	RPI 101-999	RPI 201+			
1- 14	0- 0	0- 0	OVERALL	0- 1	1- 13	1- 8			
1- 4	0- 0	0- 0	HOME	0- 0	1- 4	1- 2			
0- 10	0- 0	0- 0	AWAY	0- 0	0- 2	0- 1			
0- 0	0- 0	0- 0	NEUTRAL	0- 0	0- 0	0- 0			
1- 8	0- 0	0- 0	NON-CONFERENCE	0- 1	1- 7	1- 6			
1- 1	0- 0	0- 0	HOME	0- 0	1- 1	1- 1			
0- 7	0- 0	0- 0	AWAY	0- 1	0- 6	0- 5			
0- 0	0- 0	0- 0	NEUTRAL	0- 0	0- 0	0- 0			
0- 6	0- 0	0- 0	CONFERENCE	0- 0	0- 6	0- 2			
0- 3	0- 0	0- 0	HOME	0- 0	0- 3	0- 1			
0- 3	0- 0	0- 0	AWAY	0- 0	0- 3	0- 1			
0- 0	0- 0	0- 0	NEUTRAL	0- 0	0- 0	0- 0			

RPI 1-25	RPI 26-50	RPI 51-100	RPI 101+	Team's RPI: 347
RPI S Opponent Score	RPI S Opponent Score	RPI S Opponent Score	RPI S Opponent Score	
		52 A Western Ky. 54 92	106 A Kentucky 62 100	
			109 H Missouri St. 65 95	
			120 A Drake 66 107	
			172 H Southern Ill. 62 74	
			194 A UNI 41 65	
			206 A Southeast Mo. St. 65 74	
			226 H Morehead St. 75 82	
			235 A Austin Peay 73 82	
			244 H Illinois St. 43 67	
			282 A Alabama A&M 56 70	
			292 A Indiana St. 48 56	
			300 H Murray St. 89 81	
			321 A Ill. -Chi cago 77 96	
			340 A Eastern Ill. 52 79	
LAST 12 Division I GAMES:				
244 H Illinois St. 43 67	206 A Southeast Mo. St. 65 74			
120 A Drake 66 107	321 A Ill. -Chi cago 77 96			
194 A UNI 41 65	226 H Morehead St. 75 82			
292 A Indiana St. 48 56	106 A Kentucky 62 100			
109 H Missouri St. 65 95	235 A Austin Peay 73 82			
172 H Southern Ill. 62 74	52 A Western Ky. 54 92			

Non-Div I Games: Oakland City 96 59 Westminster (MO) 79 53

Average RPI Win: 178

Average RPI Loss: 58

WON-LOST
RECORDWINNING
PCT. RANKLAST 10
GAMESSTRENGTH OF
SCHEDULEOPP. STRENGTH
OF SCHEDULETEAM
RPIADJ.
RPICONF.
RPIADJ CONF.
RPIDIV. I ONLY
DIV. I NON-CONF.

15- 3

18

7- 1

129

98

40

40

22

22

11- 3

46

4- 1

46

51

20

20

21

21

TOTALS

RPI 1-25

RPI 26-50

W-L RECORDS

RPI 51-100

RPI 101-999

RPI 201+

15- 3

0- 1

2- 0

OVERALL

1- 2

12- 0

6- 0

8- 0

0- 0

1- 0

HOME

1- 0

6- 0

2- 0

5- 1

0- 0

0- 0

AWAY

0- 0

5- 0

4- 0

2- 2

0- 1

1- 0

NEUTRAL

0- 1

1- 0

0- 0

11- 3

0- 1

2- 0

NON-CONFERENCE

1- 2

8- 0

3- 0

5- 0

0- 0

1- 0

HOME

1- 0

3- 0

0- 0

4- 1

0- 0

0- 0

AWAY

0- 1

4- 0

3- 0

2- 2

0- 1

1- 0

NEUTRAL

0- 1

1- 0

0- 0

4- 0

0- 0

0- 0

CONFERENCE

0- 0

4- 0

3- 0

3- 0

0- 0

0- 0

HOME

0- 0

3- 0

2- 0

1- 0

0- 0

0- 0

AWAY

0- 0

1- 0

1- 0

0- 0

0- 0

0- 0

NEUTRAL

0- 0

0- 0

0- 0

RPI 1-25

RPI 26-50

Team's RPI: 40

RPI 51-100

RPI 101+

RPI	S	Opponent	Score
6	N	Ohio St.	62 104

RPI	S	Opponent	Score
28	N	DePaul	89 84
30	H	South Dakota St.	87 78

RPI	S	Opponent	Score
74	N	Belmont	65 75
89	H	Harvard	65 56
94	A	Chattanooga	61 68

RPI	S	Opponent	Score
106	H	Kentucky	70 64
113	N	Kent St.	80 62
153	H	SIUE	66 49
154	H	Stetson	80 40
161	H	Illinois	85 61
196	A	Siena	63 50
221	A	Akron	82 63
229	A	Abilene Christian	94 55
266	A	Kennesaw St.	78 57
278	A	FIU	88 52
307	H	USC Upstate	93 60
342	H	NJIT	90 66

LAST 12 Division I GAMES:

266	A	Kennesaw St.	78 57	89	H	Harvard	65 56
307	H	USC Upstate	93 60	94	A	Chattanooga	61 68
342	H	NJIT	90 66	106	H	Kentucky	70 64
154	H	Stetson	80 40	229	A	Abilene Christian	94 55
30	H	South Dakota St.	87 78	74	N	Belmont	65 75
153	H	SIUE	66 49	6	N	Ohio St.	62 104

Non-Div I Games:

Southeastern (FL)

76 66

Ave Maria

99 35

Fla. Memorial

82 43

FGCU

■ Loss,
 ■ Non-Conf,
 ■ S Site,
 ■ Home
 ■ Away
 N Neutral

Average RPI Win:	267	WON-LOST	WINNING	LAST 10	STRENGTH OF	OPP. STRENGTH	TEAM	ADJ.	CONF.	ADJ CONF.
Average RPI Loss:	152	RECORD	PCT. RANK	GAMES	SCHEDULE	OF SCHEDULE	RPI	RPI	RPI	RPI
DIV. I ONLY	6- 12	258	4- 6	149	311	278	278	18	18	
DIV. I NON-CONF.	3- 10	285	1- 6	246	286	324	324	19	19	

TOTALS	RPI 1-25	RPI 26-50	W-L RECORDS	RPI 51-100	RPI 101-999	RPI 201+				
6- 12	0- 1	0- 1	OVERALL	0- 2	6- 8	4- 5				
6- 7	0- 1	0- 1	HOME	0- 0	6- 5	4- 3				
0- 5	0- 0	0- 0	AWAY	0- 2	0- 3	0- 2				
0- 0	0- 0	0- 0	NEUTRAL	0- 0	0- 0	0- 0				
3- 10	0- 1	0- 1	NON-CONFERENCE	0- 1	3- 7	3- 5				
3- 6	0- 1	0- 1	HOME	0- 0	3- 4	3- 3				
0- 4	0- 0	0- 0	AWAY	0- 1	0- 3	0- 2				
0- 0	0- 0	0- 0	NEUTRAL	0- 0	0- 0	0- 0				
3- 2	0- 0	0- 0	CONFERENCE	0- 1	3- 1	1- 0				
3- 1	0- 0	0- 0	HOME	0- 0	3- 1	1- 0				
0- 1	0- 0	0- 0	AWAY	0- 1	0- 0	0- 0				
0- 0	0- 0	0- 0	NEUTRAL	0- 0	0- 0	0- 0				

RPI 1-25				RPI 26-50				RPI 51-100				RPI 101+				Team's RPI: 278
RPI	S	Opponent	Score	RPI	S	Opponent	Score	RPI	S	Opponent	Score	RPI	S	Opponent	Score	
20	H	South Fla.	52 82	40	H	FGCU	52 88	52	A	Western Ky.	47 101	122	H	Clemson	65 67	
								64	A	Miami (FL)	69 77	128	H	Rice	68 58	
												131	H	UTEP	76 77	
												139	A	Georgetown	56 77	
												191	H	Louisiana Tech	57 54	
												211	H	Bethune-Cookman	59 77	
												228	A	Howard	62 69	
												264	H	North Dakota St.	68 71	
												276	A	Morgan St.	51 62	
												282	H	Alabama A&M	51 58	
												306	H	Air Force	70 69	
												318	H	Vermont	80 70	
												326	H	Charleston So.	77 70	
												330	H	Marshall	67 54	

LAST 12 Division I GAMES:																
191	H	Louisiana Tech	57 54	122	H	Clemson	65 67	264	H	North Dakota St.	68 71	20	H	South Fla.	52 82	
128	H	Rice	68 58	52	A	Western Ky.	47 101	20	H	South Fla.	52 82	276	A	Morgan St.	51 62	
52	A	Western Ky.	47 101	330	H	Marshall	67 54	276	A	Morgan St.	51 62	228	A	Howard	62 69	
330	H	Marshall	67 54	131	H	UTEP	76 77	228	A	Howard	62 69	139	A	Georgetown	56 77	
131	H	UTEP	76 77	318	H	Vermont	80 70	139	A	Georgetown	56 77					

Non-Div I Games:

FIU

FairfieldFairfield

Fairfield

Average RPI Win:	300	WON-LOST	WINNING	LAST 10	STRENGTH OF	OPP. STRENGTH	TEAM	ADJ.	CONF.	ADJ CONF.
Average RPI Loss:	187	RECORD	PCT. RANK	GAMES	SCHEDULE	OF SCHEDULE	RPI	RPI	RPI	RPI
DIV. I ONLY	10- 7	118	5- 5	348	299	291	291	28	28	
DIV. I NON-CONF.	7- 3	74	3- 2	345	305	254	254	28	28	

TOTALS	RPI 1-25	RPI 26-50	W-L RECORDS	RPI 51-100	RPI 101-999	RPI 201+				
10- 7	0- 1	0- 0	OVERALL	0- 0	10- 6	9- 4				
7- 4	0- 0	0- 0	HOME	0- 0	7- 4	6- 2				
3- 3	0- 1	0- 0	AWAY	0- 0	3- 2	3- 2				
0- 0	0- 0	0- 0	NEUTRAL	0- 0	0- 0	0- 0				
7- 3	0- 1	0- 0	NON-CONFERENCE	0- 0	7- 2	6- 2				
5- 1	0- 0	0- 0	HOME	0- 0	5- 1	4- 1				
2- 2	0- 1	0- 0	AWAY	0- 0	2- 1	2- 1				
0- 0	0- 0	0- 0	NEUTRAL	0- 0	0- 0	0- 0				
3- 4	0- 0	0- 0	CONFERENCE	0- 0	3- 4	3- 2				
2- 3	0- 0	0- 0	HOME	0- 0	2- 3	2- 1				
1- 1	0- 0	0- 0	AWAY	0- 0	1- 1	1- 1				
0- 0	0- 0	0- 0	NEUTRAL	0- 0	0- 0	0- 0				

RPI 1-25				RPI 26-50				RPI 51-100				RPI 101+ Team's RPI: 291			
RPI	S	Opponent	Score	RPI	S	Opponent	Score	RPI	S	Opponent	Score	RPI	S	Opponent	Score
11	A	Rutgers	35 101									149	H	Saint Francis (PA)	56 80
												157	H	Robert Morris	68 77
												198	H	Army West Point	58 56
												218	H	Stony Brook	51 56
												228	A	Howard	65 68
												258	H	Colgate	61 51
												259	H	Sacred Heart	69 59
												261	A	Mt. St. Mary's	52 55
												280	H	Monmouth	78 61
												286	H	Bryant	48 65
												309	H	Central Conn. St.	78 49
												317	A	Wagner	74 64
												338	H	Saint Peter's	69 59
												342	A	NJIT	74 70
												348	A	Longwood	72 52
												349	H	UMass Lowell	60 51

LAST 12 Division I GAMES:															
259	H	Sacred Heart	69 59	157	H	Robert Morris	68 77								
309	H	Central Conn. St.	78 49	338	H	Saint Peter's	69 59								
286	H	Bryant	48 65	11	A	Rutgers	35 101								
261	A	Mt. St. Mary's	52 55	349	H	UMass Lowell	60 51								
317	A	Wagner	74 64	280	H	Monmouth	78 61								
149	H	Saint Francis (PA)	56 80	228	A	Howard	65 68								

Non-Div I Games: Rutgers-Newark 76 40

Fairleigh Dickinson

Average RPI Win:	257	WON-LOST	WINNING	LAST 10	STRENGTH OF	OPP. STRENGTH	TEAM	ADJ.	CONF.	ADJ CONF.
Average RPI Loss:	137	RECORD	PCT. RANK	GAMES	SCHEDULE	OF SCHEDULE	RPI	RPI	RPI	RPI
DIV. I ONLY	9- 7	138	7- 3	202	315	201	201	18	18	
DIV. I NON-CONF.	6- 5	153	4- 3	303	262	240	240	19	19	
TOTALS	RPI 1-25	RPI 26-50	W-L RECORDS	RPI 51-100	RPI 101-999	RPI 201+				
9- 7	0- 0	0- 0	OVERALL	0- 2	9- 5	7- 1				
7- 3	0- 0	0- 0	HOME	0- 1	7- 2	5- 1				
2- 3	0- 0	0- 0	AWAY	0- 1	2- 2	2- 0				
0- 1	0- 0	0- 0	NEUTRAL	0- 0	0- 1	0- 0				
6- 5	0- 0	0- 0	NON-CONFERENCE	0- 2	6- 3	6- 1				
4- 2	0- 0	0- 0	HOME	0- 1	4- 1	4- 1				
2- 2	0- 0	0- 0	AWAY	0- 1	2- 1	2- 0				
0- 1	0- 0	0- 0	NEUTRAL	0- 0	0- 1	0- 0				
3- 2	0- 0	0- 0	CONFERENCE	0- 0	3- 2	1- 0				
3- 1	0- 0	0- 0	HOME	0- 0	3- 1	1- 0				
0- 1	0- 0	0- 0	AWAY	0- 0	0- 1	0- 0				
0- 0	0- 0	0- 0	NEUTRAL	0- 0	0- 0	0- 0				

RPI 1-25				RPI 26-50				RPI 51-100				RPI 101+				Team's RPI: 201	
RPI	S	Opponent	Score	RPI	S	Opponent	Score	RPI	S	Opponent	Score	RPI	S	Opponent	Score		
								75	A	Nebraska	69	86	128	H	Ri ce	53	67
								80	H	Mercer	55	66	130	N	Bowl ing Green	55	66
													131	A	UTEP	70	75
													131	H	UTEP	72	66
													137	A	Col orado	69	76
													191	H	Loui si ana Tech	86	72
													220	H	North Flori da	83	75
													247	H	UMKC	65	55
													270	H	St. Franci s Brookl yn	80	60
													281	H	Grand Canyon	73	77
													292	A	Indi ana St.	66	58
													314	A	Georgi a St.	82	50
													319	H	Del aware St.	90	67
													330	H	Marshal l	79	59
LAST 12 Di vi si on I GAMES:																	
				191	H	Loui si ana Tech	86	72				319	H	Del aware St.	90	67	
				131	A	UTEP	70	75				75	A	Nebraska	69	86	
				128	H	Ri ce	53	67				314	A	Georgi a St.	82	50	
				131	H	UTEP	72	66				220	H	North Flori da	83	75	
				330	H	Marshal l	79	59				281	H	Grand Canyon	73	77	
				247	H	UMKC	65	55				130	N	Bowl ing Green	55	66	

Non-Div I Games:

Fla. Atlantic

Average RPI Win:	214	WON-LOST	WINNING	LAST 10	STRENGTH OF	OPP. STRENGTH	TEAM	ADJ.	CONF.	ADJ CONF.
Average RPI Loss:	90	RECORD	PCT. RANK	GAMES	SCHEDULE	OF SCHEDULE	RPI	RPI	RPI	RPI
DIV. I ONLY	9- 10	185	4- 6	147	90	195	195	2	2	
DIV. I NON-CONF.	8- 5	112	4- 2	221	149	193	193	2	2	

TOTALS	RPI 1-25	RPI 26-50	W-L RECORDS	RPI 51-100	RPI 101-999	RPI 201+				
9- 10	0- 2	1- 1	OVERALL	1- 3	7- 4	5- 1				
5- 7	0- 2	0- 1	HOME	0- 2	5- 2	3- 1				
2- 2	0- 0	1- 0	AWAY	1- 1	0- 1	0- 0				
2- 1	0- 0	0- 0	NEUTRAL	0- 0	2- 1	2- 0				
8- 5	0- 2	1- 0	NON-CONFERENCE	0- 1	7- 2	5- 1				
5- 4	0- 2	0- 0	HOME	0- 1	5- 1	3- 1				
1- 0	0- 0	1- 0	AWAY	0- 0	0- 0	0- 0				
2- 1	0- 0	0- 0	NEUTRAL	0- 0	2- 1	2- 0				
1- 5	0- 0	0- 1	CONFERENCE	1- 2	0- 2	0- 0				
0- 3	0- 0	0- 1	HOME	0- 1	0- 1	0- 0				
1- 2	0- 0	0- 0	AWAY	1- 1	0- 1	0- 0				
0- 0	0- 0	0- 0	NEUTRAL	0- 0	0- 0	0- 0				

RPI 1-25				RPI 26-50				RPI 51-100				RPI 101+ Team's RPI: 195			
RPI	S	Opponent	Score	RPI	S	Opponent	Score	RPI	S	Opponent	Score	RPI	S	Opponent	Score
5	H	Florida St.	54 84	35	A	Oklahoma	80 61	72	H	Alabama	54 63	106	H	Kentucky	53 56
6	H	Ohio St.	77 103	43	H	LSU	59 66	82	A	Arkansas	65 51	107	A	Auburn	55 84
								94	H	Chattanooga	60 65	125	H	Jacksonville	69 59
								99	A	Ole Miss	75 78	154	N	Stetson	71 85
												156	H	Saint Joseph's	71 51
												209	H	Arkansas St.	69 70
												222	N	Richmond	87 80
												314	H	Georgia St.	82 66
												319	H	Delaware St.	85 51
												330	H	Marshall	74 69
												346	N	Savannah St.	90 40

LAST 12 Division I GAMES:															
				82	A	Arkansas	65 51	319	H	Delaware St.	85 51				
				43	H	LSU	59 66	156	H	Saint Joseph's	71 51				
				106	H	Kentucky	53 56	94	H	Chattanooga	60 65				
				99	A	Ole Miss	75 78	330	H	Marshall	74 69				
				72	H	Alabama	54 63	6	H	Ohio St.	77 103				
				107	A	Auburn	55 84	35	A	Oklahoma	80 61				

Non-Div I Games:

Florida

Average RPI Win:	287	WON-LOST	WINNING	LAST 10	STRENGTH OF	OPP. STRENGTH	TEAM	ADJ.	CONF.	ADJ CONF.
Average RPI Loss:	209	RECORD	PCT. RANK	GAMES	SCHEDULE	OF SCHEDULE	RPI	RPI	RPI	RPI
DIV. I ONLY	3- 14	309	2- 7	324	237	329	329	31	31	
DIV. I NON-CONF.	1- 11	331	1- 5	316	187	339	339	31	31	

TOTALS	RPI 1-25	RPI 26-50	W-L RECORDS	RPI 51-100	RPI 101-999	RPI 201+				
3- 14	0- 0	0- 0	OVERALL	0- 2	3- 12	3- 9				
2- 2	0- 0	0- 0	HOME	0- 0	2- 2	2- 2				
1- 11	0- 0	0- 0	AWAY	0- 2	1- 9	1- 6				
0- 1	0- 0	0- 0	NEUTRAL	0- 0	0- 1	0- 1				
1- 11	0- 0	0- 0	NON-CONFERENCE	0- 2	1- 9	1- 6				
0- 2	0- 0	0- 0	HOME	0- 0	0- 2	0- 2				
1- 8	0- 0	0- 0	AWAY	0- 2	1- 6	1- 3				
0- 1	0- 0	0- 0	NEUTRAL	0- 0	0- 1	0- 1				
2- 3	0- 0	0- 0	CONFERENCE	0- 0	2- 3	2- 3				
2- 0	0- 0	0- 0	HOME	0- 0	2- 0	2- 0				
0- 3	0- 0	0- 0	AWAY	0- 0	0- 3	0- 3				
0- 0	0- 0	0- 0	NEUTRAL	0- 0	0- 0	0- 0				

RPI 1-25				RPI 26-50				RPI 51-100				RPI 101+				Team's RPI : 329	
RPI	S	Opponent	Score	RPI	S	Opponent	Score	RPI	S	Opponent	Score	RPI	S	Opponent	Score		
								69	A	Kansas St.	57	81	129	A	Mi ami (OH)	33	73
								72	A	Al abama	55	91	143	A	Xavi er	52	70
													193	A	Eastern Mi ch.	61	83
													211	A	Bethune-Cookman	42	44
													220	H	North Flori da	68	77
													228	H	Howard	74	59
													232	A	Texas Tech	63	82
													240	A	Omaha	73	78
													259	H	Sacred Heart	68	73
													268	N	A&M-Corpus Christi	55	58
													276	A	Morgan St.	56	61
													304	A	Coppin St.	56	62
													313	A	UTRGV	38	51
													315	A	Western Caro.	80	63
													319	H	Del aware St.	59	54
LAST 12 Division I GAMES:																	
				319	H	Del aware St.	59	54		143	A	Xavi er	52	70			
				211	A	Bethune-Cookman	42	44		129	A	Mi ami (OH)	33	73			
				304	A	Coppin St.	56	62		220	H	North Florida	68	77			
				276	A	Morgan St.	56	61		315	A	Western Caro.	80	63			
				228	H	Howard	74	59		268	N	A&M-Corpus Christi	55	58			
				72	A	Al abama	55	91		313	A	UTRGV	38	51			

Non-Div I Games: Lynn 74 37

Florida A&M

Average RPI Win:	127	WON-LOST	WINNING	LAST 10	STRENGTH OF	OPP. STRENGTH	TEAM	ADJ.	CONF.	ADJ CONF.
Average RPI Loss:	17	RECORD	PCT. RANK	GAMES	SCHEDULE	OF SCHEDULE	RPI	RPI	RPI	RPI
DIV. I ONLY	17- 2	6	8- 2	19	48	5	5	1	1	
DIV. I NON-CONF.	12- 1	6	5- 1	44	75	9	9	1	1	

TOTALS	RPI 1-25	RPI 26-50	W-L RECORDS	RPI 51-100	RPI 101-999	RPI 201+				
17- 2	0- 2	2- 0	OVERALL	5- 0	10- 0	3- 0				
9- 0	0- 0	1- 0	HOME	3- 0	5- 0	2- 0				
8- 2	0- 2	1- 0	AWAY	2- 0	5- 0	1- 0				
0- 0	0- 0	0- 0	NEUTRAL	0- 0	0- 0	0- 0				
12- 1	0- 1	2- 0	NON-CONFERENCE	2- 0	8- 0	3- 0				
6- 0	0- 0	1- 0	HOME	0- 0	5- 0	2- 0				
6- 1	0- 1	1- 0	AWAY	2- 0	3- 0	1- 0				
0- 0	0- 0	0- 0	NEUTRAL	0- 0	0- 0	0- 0				
5- 1	0- 1	0- 0	CONFERENCE	3- 0	2- 0	0- 0				
3- 0	0- 0	0- 0	HOME	3- 0	0- 0	0- 0				
2- 1	0- 1	0- 0	AWAY	0- 0	2- 0	0- 0				
0- 0	0- 0	0- 0	NEUTRAL	0- 0	0- 0	0- 0				

RPI 1-25				RPI 26-50				RPI 51-100				RPI 101+			
RPI	S	Opponent	Score	RPI	S	Opponent	Score	RPI	S	Opponent	Score	RPI	S	Opponent	Score
10	A	Texas	72 87	29	A	Iowa	94 93	61	A	Creighton	92 82	101	A	Wake Forest	81 79
24	A	Syracuse	69 76	33	H	Arizona St.	77 66	63	H	Virginia Tech	107 62	122	A	Clemson	69 47
								64	H	Miami (FL)	105 67	125	H	Jacksonville	82 50
								85	A	James Madison	79 63	136	A	Jacksonville St.	75 51
								88	H	North Carolina	103 65	154	H	Stetson	84 39
												178	H	Samford	87 62
												195	A	Florida	84 54
												220	H	North Florida	109 51
												254	A	Grambling	96 53
												259	H	Sacred Heart	101 52
LAST 12 Division I GAMES:															
101	A	Wake Forest	81 79	125	H	Jacksonville	82 50	61	A	Creighton	92 82				
63	H	Virginia Tech	107 62					10	A	Texas	72 87				
64	H	Miami (FL)	105 67					33	H	Arizona St.	77 66				
24	A	Syracuse	69 76					154	H	Stetson	84 39				
122	A	Clemson	69 47					85	A	James Madison	79 63				
88	H	North Carolina	103 65												

Non-Div I Games:

Florida St.

Average RPI Win:	173	WON-LOST	WINNING	LAST 10	STRENGTH OF	OPP. STRENGTH	TEAM	ADJ.	CONF.	ADJ CONF.
Average RPI Loss:	77	RECORD	PCT. RANK	GAMES	SCHEDULE	OF SCHEDULE	RPI	RPI	RPI	RPI
DIV. I ONLY	14- 5	55	8- 2	127	78	76	76	13	13	
DIV. I NON-CONF.	9- 4	82	5- 1	108	45	61	61	11	11	

TOTALS	RPI 1-25	RPI 26-50	W-L RECORDS	RPI 51-100	RPI 101-999	RPI 201+				
14- 5	0- 1	3- 0	OVERALL	1- 3	10- 1	5- 0				
10- 2	0- 1	2- 0	HOME	1- 1	7- 0	2- 0				
4- 3	0- 0	1- 0	AWAY	0- 2	3- 1	3- 0				
0- 0	0- 0	0- 0	NEUTRAL	0- 0	0- 0	0- 0				
9- 4	0- 1	3- 0	NON-CONFERENCE	0- 2	6- 1	3- 0				
7- 1	0- 1	2- 0	HOME	0- 0	5- 0	2- 0				
2- 3	0- 0	1- 0	AWAY	0- 2	1- 1	1- 0				
0- 0	0- 0	0- 0	NEUTRAL	0- 0	0- 0	0- 0				
5- 1	0- 0	0- 0	CONFERENCE	1- 1	4- 0	2- 0				
3- 1	0- 0	0- 0	HOME	1- 1	2- 0	0- 0				
2- 0	0- 0	0- 0	AWAY	0- 0	2- 0	2- 0				
0- 0	0- 0	0- 0	NEUTRAL	0- 0	0- 0	0- 0				

RPI 1-25				RPI 26-50				RPI 51-100				RPI 101+			
RPI	S	Opponent	Score	RPI	S	Opponent	Score	RPI	S	Opponent	Score	RPI	S	Opponent	Score
9	H	UCLA	30 67	31	A	St. John's (NY)	67 64	56	A	Albany (NY)	52 59	112	H	Hartford	69 44
				39	H	Northern Colo.	48 33	62	H	Dayton	62 63	116	H	Saint Louis	66 63
				50	H	UC Davis	70 62	78	A	Penn St.	60 65	145	H	Davison	66 58
								92	H	George Washington	61 50	160	H	Pittsburgh	58 55
												179	A	Boston College	52 55
												182	H	Bucknell	71 62
												233	A	Manhattan	54 48
												298	A	VCU	64 54
												299	A	Massachusetts	62 51
												331	H	Iona	78 48
												336	H	UMBC	55 46
LAST 12 Division I GAMES:															
				62	H	Dayton	62 63	50	H	UC Davis	70 62				
				298	A	VCU	64 54	112	H	Hartford	69 44				
				145	H	Davison	66 58	9	H	UCLA	30 67				
				116	H	Saint Louis	66 63	182	H	Bucknell	71 62				
				299	A	Massachusetts	62 51	31	A	St. John's (NY)	67 64				
				92	H	George Washington	61 50	331	H	Iona	78 48				

Non-Div I Games:

Fordham

Average RPI Win: **291**
 Average RPI Loss: **166**

WON-LOST
RECORD

WINNING
PCT. RANK

LAST 10
GAMES

STRENGTH OF
SCHEDULE

OPP. STRENGTH
OF SCHEDULE

TEAM
RPI

ADJ.
RPI

CONF.
RPI

ADJ CONF.
RPI

DIV. I ONLY	3- 14	309	1- 8	167	306	305	305	14	14
DIV. I NON-CONF.	2- 8	290	1- 3	231	304	313	313	17	17
<hr/>									
TOTALS	RPI 1-25	RPI 26-50	W-L RECORDS	RPI 51-100	RPI 101-999	RPI 201+			
3- 14	0- 0	0- 1	OVERALL	0- 3	3- 10	3- 5			
3- 5	0- 0	0- 0	HOME	0- 1	3- 4	3- 2			
0- 9	0- 0	0- 1	AWAY	0- 2	0- 6	0- 3			
0- 0	0- 0	0- 0	NEUTRAL	0- 0	0- 0	0- 0			
2- 8	0- 0	0- 1	NON-CONFERENCE	0- 2	2- 5	2- 3			
2- 2	0- 0	0- 0	HOME	0- 1	2- 1	2- 1			
0- 6	0- 0	0- 1	AWAY	0- 1	0- 4	0- 2			
0- 0	0- 0	0- 0	NEUTRAL	0- 0	0- 0	0- 0			
1- 6	0- 0	0- 0	CONFERENCE	0- 1	1- 5	1- 2			
1- 3	0- 0	0- 0	HOME	0- 0	1- 3	1- 1			
0- 3	0- 0	0- 0	AWAY	0- 1	0- 2	0- 1			
0- 0	0- 0	0- 0	NEUTRAL	0- 0	0- 0	0- 0			

RPI	S	Opponent	Score	RPI	S	Opponent	Score	RPI	S	Opponent	Score	RPI	S	Opponent	Score	Team's RPI: 305
26	A	Michigan	45 77	74	A	Belmont	42 74	111	A	Western Ill.	44 91	111	H	Western Ill.	64 100	
				93	H	Milwaukee	48 60	143	A	Xavier	50 62	161	A	Illinois	50 64	
				98	A	South Dakota	43 85	183	H	Oral Roberts	48 73	204	H	Denver	55 73	
								240	H	Omaha	76 65	260	A	Valparaiso	50 68	
								264	A	North Dakota St.	56 72	273	A	Coastal Caro.	58 67	
								293	H	Loyola Chicago	79 70	321	H	Ill.-Chicago	51 67	
								340	H	Eastern Ill.	93 77					
<hr/>																
LAST 12 Division I GAMES:																
264	A	North Dakota St.	56 72	111	H	Western Ill.	64 100	260	A	Valparaiso	50 68	26	A	Michigan	45 77	
111	A	Western Ill.	44 91	260	A	Valparaiso	50 68	26	A	Michigan	45 77	93	H	Milwaukee	48 60	
98	A	South Dakota	43 85	26	A	Michigan	45 77	26	A	Michigan	45 77	340	H	Eastern Ill.	93 77	
240	H	Omaha	76 65	93	H	Milwaukee	48 60	93	H	Milwaukee	48 60	273	A	Coastal Caro.	58 67	
204	H	Denver	55 73	340	H	Eastern Ill.	93 77	273	A	Coastal Caro.	58 67					
183	H	Oral Roberts	48 73	273	A	Coastal Caro.	58 67									

Non-Div I Games:

Quincy

73 72

Maryville (MO)

70

76

Findlay

55

75

Fort Wayne

Loss, **Non-Conf**, **S Site**, **H Home** **A Away** **N Neutral**

Average RPI Win: 217

Average RPI Loss: 157

WON-LOST
RECORDWINNING
PCT. RANKLAST 10
GAMESSTRENGTH OF
SCHEDULEOPP. STRENGTH
OF SCHEDULETEAM
RPIADJ.
RPICONF.
RPIADJ CONF.
RPIDIV. I ONLY
DIV. I NON-CONF.9- 9
5- 6170
1876- 4
3- 2197
165185
216187
200187
20016
1416
14

TOTALS

RPI 1-25

RPI 26-50

W-L RECORDS

RPI 51-100

RPI 101-999

RPI 201+

9- 9
7- 2
2- 7
0- 00- 0
0- 0
0- 0
0- 00- 1
0- 1
0- 0
0- 0OVERALL
HOME
AWAY
NEUTRAL0- 1
0- 0
0- 1
0- 09- 7
7- 1
2- 6
0- 06- 2
4- 1
2- 1
0- 05- 6
4- 2
1- 4
0- 00- 0
0- 0
0- 0
0- 00- 1
0- 1
0- 0
0- 0NON-CONFERENCE
HOME
AWAY
NEUTRAL0- 0
0- 0
0- 0
0- 05- 5
4- 1
1- 4
0- 03- 2
2- 1
1- 1
0- 04- 3
3- 0
1- 3
0- 00- 0
0- 0
0- 0
0- 00- 0
0- 0
0- 0
0- 0CONFERENCE
HOME
AWAY
NEUTRAL0- 1
0- 0
0- 1
0- 04- 2
3- 0
1- 2
0- 03- 0
2- 0
1- 0
0- 0

RPI 1-25

RPI S Opponent Score

RPI 26-50

RPI S Opponent Score
33 H Arizona St. 49 81

RPI 51-100

RPI S Opponent Score
71 A New Mexico 75 88

RPI 101+

Team's RPI: 187

RPI	S	Opponent	Score
132	H	Pacific	81 70
148	H	Weber St.	81 78
150	A	Nevada	73 90
163	A	Texas St.	59 76
175	A	San Francisco	62 70
180	A	UT Arlington	54 67
181	H	Colorado St.	56 45
186	A	Boise St.	66 75
207	A	UC Santa Barbara	64 57
207	H	Eastern Wash.	81 56
224	A	CSUN	72 85
227	H	UC Riverside	56 68
231	H	San Diego St.	64 53
248	H	Montana	61 58
290	H	Utah St.	57 56
306	A	Air Force	64 58

LAST 12 Division I GAMES:

231	H	San Diego St.	64 53	150	A	Nevada	73 90
71	A	New Mexico	75 88	148	H	Weber St.	81 78
186	A	Boise St.	66 75	175	A	San Francisco	62 70
181	H	Colorado St.	56 45	248	H	Montana	61 58
290	H	Utah St.	57 56	132	H	Pacific	81 70
306	A	Air Force	64 58	224	A	CSUN	72 85

F
r
e
s
n
o
s
t
.F
r
e
s
n
o
s
t
.

Non-Div I Games:

Fresno St.

Loss,
 Non-Conf, S Site,
 H Home
A Away
 N Neutral

Average RPI Win: 215
Average RPI Loss: 140

WON-LOST
RECORD

WINNING
PCT. RANK

LAST 10
GAMES

STRENGTH OF
SCHEDULE

OPP. STRENGTH
OF SCHEDULE

TEAM
RPI

ADJ.
RPI

CONF.
RPI

ADJ CONF.
RPI

DIV. I ONLY	10- 8	140	5- 5	229	134	166	166	17	17
DIV. I NON-CONF.	7- 5	132	2- 3	266	117	141	141	15	15

TOTALS	RPI 1-25	RPI 26-50	W-L RECORDS	RPI 51-100	RPI 101-999	RPI 201+			
10- 8	0- 1	0- 0	OVERALL	2- 2	8- 5	6- 2			
6- 2	0- 0	0- 0	HOME	1- 1	5- 1	3- 0			
3- 5	0- 0	0- 0	AWAY	0- 0	3- 2	3- 1			
1- 1	0- 0	0- 0	NEUTRAL	1- 0	0- 1	0- 0			
7- 5	0- 1	0- 0	NON-CONFERENCE	1- 1	6- 3	5- 1			
4- 0	0- 0	0- 0	HOME	0- 0	4- 0	3- 0			
2- 4	0- 1	0- 0	AWAY	0- 1	2- 2	2- 1			
1- 1	0- 0	0- 0	NEUTRAL	1- 0	0- 1	0- 0			
3- 3	0- 0	0- 0	CONFERENCE	1- 1	2- 2	1- 1			
2- 2	0- 0	0- 0	HOME	1- 1	1- 1	0- 0			
1- 1	0- 0	0- 0	AWAY	0- 0	1- 1	1- 1			
0- 0	0- 0	0- 0	NEUTRAL	0- 0	0- 0	0- 0			

RPI 1-25				RPI 26-50				RPI 51-100				RPI 101+				Team's RPI: 166
RPI	S	Opponent	Score	RPI	S	Opponent	Score	RPI	S	Opponent	Score	RPI	S	Opponent	Score	
21	A	Georgia	44 79					79	N	Ohio	70 68	127	H	ETSU	57 69	
								80	H	Mercer	64 86	143	N	Xavier	62 75	
								88	A	North Carolina	56 84	145	H	Davidsen	65 62	
								94	H	Chattanooga	58 57	178	H	Samford	45 41	
												184	A	Gardner-Webb	57 71	
												230	A	UNCG	74 76	
												239	H	Col. of Charleston	72 58	
												250	A	Presbyterian	75 76	
												255	A	UNC Asheville	71 63	
												266	H	Kennesaw St.	78 59	
												271	H	UNCW	76 71	
												307	A	USC Upstate	80 59	
												315	A	Western Caro.	68 59	
LAST 12 Division I GAMES:																
				94	H	Chattanooga	58 57	250	A	Presbyterian	75 76					
				127	H	ETSU	57 69	255	A	UNC Asheville	71 63					
				230	A	UNCG	74 76	143	N	Xavier	62 75					
				315	A	Western Caro.	68 59	79	N	Ohio	70 68					
				80	H	Mercer	64 86	88	A	North Carolina	56 84					
				178	H	Samford	45 41	307	A	USC Upstate	80 59					

Non-Div I Games:

Bob Jones

93 46

Pfeiffer

102 51

Furman

Ga. Southern				Through Games Of Jan. 20, 2018						
Average RPI Win:	333	WON-LOST	WINNING	LAST 10	STRENGTH OF	OPP. STRENGTH	TEAM	ADJ.	CONF.	ADJ CONF.
Average RPI Loss:	195	RECORD	PCT. RANK	GAMES	SCHEDULE	OF SCHEDULE	RPI	RPI	RPI	RPI
DIV. I ONLY	1- 15	341	0- 10	260	322	334	334	23	23	
DIV. I NON-CONF.	1- 8	313	0- 5	210	338	320	320	23	23	

TOTALS	RPI 1-25	RPI 26-50	W-L RECORDS	RPI 51-100	RPI 101-999	RPI 201+				
1- 15	0- 0	0- 0	OVERALL	0- 5	1- 10	1- 9				
0- 7	0- 0	0- 0	HOME	0- 2	0- 5	0- 4				
1- 8	0- 0	0- 0	AWAY	0- 3	1- 5	1- 5				
0- 0	0- 0	0- 0	NEUTRAL	0- 0	0- 0	0- 0				
1- 8	0- 0	0- 0	NON-CONFERENCE	0- 4	1- 4	1- 4				
0- 5	0- 0	0- 0	HOME	0- 2	0- 3	0- 3				
1- 3	0- 0	0- 0	AWAY	0- 2	1- 1	1- 1				
0- 0	0- 0	0- 0	NEUTRAL	0- 0	0- 0	0- 0				
0- 7	0- 0	0- 0	CONFERENCE	0- 1	0- 6	0- 5				
0- 2	0- 0	0- 0	HOME	0- 0	0- 2	0- 1				
0- 5	0- 0	0- 0	AWAY	0- 1	0- 4	0- 4				
0- 0	0- 0	0- 0	NEUTRAL	0- 0	0- 0	0- 0				

RPI 1-25				RPI 26-50				RPI 51-100				RPI 101+ Team's RPI: 334			
RPI	S	Opponent	Score	RPI	S	Opponent	Score	RPI	S	Opponent	Score	RPI	S	Opponent	Score
								54	A	UCF	38 62	124	H	Little Rock	34 64
								72	H	Alabama	36 84	209	H	Arkansas St.	62 71
								80	A	Mercer	45 72	218	H	Stony Brook	49 68
								96	H	IUPUI	52 72	243	A	Troy	47 88
								97	A	South Ala.	52 79	249	A	N.C. A&T	49 60
												266	H	Kennesaw St.	58 60
												273	A	Coastal Caro.	51 54
												277	A	Appalachian St.	56 87
												314	A	Georgia St.	56 71
												333	A	South Carolina St.	61 58
												346	H	Savannah St.	67 71

LAST 12 Division I GAMES:															
314	A	Georgia St.	56 71	243	A	Troy	47 88								
277	A	Appalachian St.	56 87	218	H	Stony Brook	49 68								
273	A	Coastal Caro.	51 54	96	H	IUPUI	52 72								
124	H	Little Rock	34 64	266	H	Kennesaw St.	58 60								
209	H	Arkansas St.	62 71	54	A	UCF	38 62								
97	A	South Ala.	52 79	346	H	Savannah St.	67 71								

Non-Div I Games: Coastal Ga. 68 63 Thomas (GA) 79 51

Ga. Southern

Average RPI Win:	260	WON-LOST	WINNING	LAST 10	STRENGTH OF	OPP. STRENGTH	TEAM	ADJ.	CONF.	ADJ CONF.
Average RPI Loss:	133	RECORD	PCT. RANK	GAMES	SCHEDULE	OF SCHEDULE	RPI	RPI	RPI	RPI
DIV. I ONLY	10- 5	85	6- 3	302	291	184	184	29	29	
DIV. I NON-CONF.	7- 2	50	5- 0	301	230	129	129	29	29	
<hr/>										
TOTALS	RPI 1-25	RPI 26-50	W-L RECORDS	RPI 51-100	RPI 101-999	RPI 201+				
10- 5	0- 0	0- 0	OVERALL	0- 1	10- 4	8- 1				
6- 2	0- 0	0- 0	HOME	0- 1	6- 1	5- 0				
4- 3	0- 0	0- 0	AWAY	0- 0	4- 2	3- 1				
0- 0	0- 0	0- 0	NEUTRAL	0- 0	0- 0	0- 0				
7- 2	0- 0	0- 0	NON-CONFERENCE	0- 1	7- 1	5- 0				
4- 1	0- 0	0- 0	HOME	0- 1	4- 0	3- 0				
3- 1	0- 0	0- 0	AWAY	0- 0	3- 1	2- 0				
0- 0	0- 0	0- 0	NEUTRAL	0- 0	0- 0	0- 0				
3- 3	0- 0	0- 0	CONFERENCE	0- 0	3- 3	3- 1				
2- 1	0- 0	0- 0	HOME	0- 0	2- 1	2- 0				
1- 2	0- 0	0- 0	AWAY	0- 0	1- 2	1- 1				
0- 0	0- 0	0- 0	NEUTRAL	0- 0	0- 0	0- 0				

RPI 1-25				RPI 26-50				RPI 51-100				RPI 101+				Team's RPI: 184
RPI	S	Opponent	Score	RPI	S	Opponent	Score	RPI	S	Opponent	Score	RPI	S	Opponent	Score	
								54	H	UCF	30 65	106	A	Kentucky	34 72	
												108	A	High Point	80 83	
												145	A	Davidson	70 65	
												147	H	Liberty	60 85	
												166	H	Furman	71 57	
												219	H	Radford	69 53	
												226	A	Morehead St.	68 60	
												250	A	Presbyterian	69 72	
												261	A	Mt. St. Mary's	75 67	
												289	H	Wofford	73 55	
												307	H	USC Upstate	60 39	
												315	H	Western Caro.	70 67	
												326	H	Charleston So.	68 52	
												348	A	Longwood	61 54	
<hr/>																
LAST 12 Division I GAMES:																
326	H	Charleston So.	68 52	315	H	Western Caro.	70 67									
250	A	Presbyterian	69 72	261	A	Mt. St. Mary's	75 67									
147	H	Liberty	60 85	145	A	Davidson	70 65									
348	A	Longwood	61 54	289	H	Wofford	73 55									
219	H	Radford	69 53	307	H	USC Upstate	60 39									
108	A	High Point	80 83	166	H	Furman	71 57									

Non-Div I Games: Montreat 83 26 Converse 82 59 Pfeiffer 72 53

Gardner-Webb

Average RPI	Win:	242	WON-LOST	WINNING	LAST 10	STRENGTH OF	OPP. STRENGTH	TEAM	ADJ.	CONF.	ADJ CONF.
Average RPI	Loss:	76	RECORD	PCT. RANK	GAMES	SCHEDULE	OF SCHEDULE	RPI	RPI	RPI	RPI
DIV. I ONLY		15- 4		33	8- 2	305	172	104	104	13	13
DIV. I NON-CONF.		11- 3		46	5- 2	281	252	106	106	11	11

TOTALS	RPI 1-25		RPI 26-50		W-L RECORDS	RPI 51-100		RPI 101-999		RPI 201+	
15- 4	0- 0		0- 2		OVERALL	1- 1		14- 1		12- 0	
11- 0	0- 0		0- 0		HOME	1- 0		10- 0		9- 0	
3- 4	0- 0		0- 0		AWAY	0- 1		3- 1		3- 0	
1- 0	0- 0		0- 0		NEUTRAL	0- 0		1- 0		0- 0	
11- 3	0- 0		0- 2		NON-CONFERENCE	1- 0		10- 1		9- 0	
9- 0	0- 0		0- 0		HOME	1- 0		8- 0		8- 0	
1- 3	0- 0		0- 2		AWAY	0- 0		1- 1		1- 0	
1- 0	0- 0		0- 0		NEUTRAL	0- 0		1- 0		0- 0	
4- 1	0- 0		0- 0		CONFERENCE	0- 1		4- 0		3- 0	
2- 0	0- 0		0- 0		HOME	0- 0		2- 0		1- 0	
2- 1	0- 0		0- 0		AWAY	0- 1		2- 0		2- 0	
0- 0	0- 0		0- 0		NEUTRAL	0- 0		0- 0		0- 0	

RPI 1-25				RPI 26-50				RPI 51-100				RPI 101+				Team's RPI: 104	
RPI	S	Opponent	Score	RPI	S	Opponent	Score	RPI	S	Opponent	Score	RPI	S	Opponent	Score		
26	A	Michigan	61 75	26	A	Michigan	61 75	65	H	American	71 53	120	N	Drake	87 75		
48	A	Houston	73 82	48	A	Houston	73 82	92	A	George Washington	52 62	137	A	Colorado	61 76		

Non-Div I Games:

George Mason

Average RPI Win:	188	WON-LOST	WINNING	LAST 10	STRENGTH OF	OPP. STRENGTH	TEAM	ADJ.	CONF.	ADJ CONF.
Average RPI Loss:	56	RECORD	PCT. RANK	GAMES	SCHEDULE	OF SCHEDULE	RPI	RPI	RPI	RPI
DIV. I ONLY	8- 9	196	5- 5	20	109	92	92	13	13	
DIV. I NON-CONF.	5- 7	212	3- 4	24	55	116	116	11	11	

TOTALS	RPI 1-25	RPI 26-50	W-L RECORDS	RPI 51-100	RPI 101-999	RPI 201+				
8- 9	0- 2	0- 3	OVERALL	1- 3	7- 1	3- 0				
4- 5	0- 2	0- 1	HOME	1- 1	3- 1	0- 0				
4- 4	0- 0	0- 0	AWAY	0- 0	4- 0	3- 0				
0- 0	0- 0	0- 0	NEUTRAL	0- 0	0- 0	0- 0				
5- 7	0- 2	0- 3	NON-CONFERENCE	1- 1	4- 1	2- 0				
3- 4	0- 2	0- 1	HOME	1- 0	2- 1	0- 0				
2- 3	0- 0	0- 2	AWAY	0- 1	2- 0	2- 0				
0- 0	0- 0	0- 0	NEUTRAL	0- 0	0- 0	0- 0				
3- 2	0- 0	0- 0	CONFERENCE	0- 2	3- 0	1- 0				
1- 1	0- 0	0- 0	HOME	0- 1	1- 0	0- 0				
2- 1	0- 0	0- 0	AWAY	0- 1	2- 0	1- 0				
0- 0	0- 0	0- 0	NEUTRAL	0- 0	0- 0	0- 0				

RPI 1-25				RPI 26-50				RPI 51-100				Team's RPI : 92				RPI 101+			
RPI	S	Opponent	Score	RPI	S	Opponent	Score	RPI	S	Opponent	Score	RPI	S	Opponent	Score	RPI	S	Opponent	Score
20	H	South Fla.	78 83	30	H	South Dakota St.	88 97	65	H	American	61 44	104	H	George Mason	62 52				
24	H	Syracuse	62 74	32	A	Maryland	54 80	73	H	Duquesne	53 54	126	H	Vanderbilt	59 69				
				46	A	Princeton	52 72	76	A	Fordham	50 61	139	H	Georgetown	65 54				
								80	A	Mercer	44 61	145	A	Davidson	53 48				
												189	H	Wisconsin	61 46				
												280	A	Monmouth	59 45				
												285	A	Towson	66 43				
												298	A	VCU	61 39				
LAST 12 Division I GAMES:																			
145	A	Davidson	53 48	65	H	American	61 44	32	A	Maryland	54 80								
73	H	Duquesne	53 54	80	A	Mercer	44 61	20	H	South Fla.	78 83								
104	H	George Mason	62 52	24	H	Syracuse	62 74	189	H	Wisconsin	61 46								
298	A	VCU	61 39																
76	A	Fordham	50 61																
280	A	Monmouth	59 45																

Non-Div I Games:

George Washington

Average RPI Win:	195	WON-LOST	WINNING	LAST 10	STRENGTH OF	OPP. STRENGTH	TEAM	ADJ.	CONF.	ADJ CONF.
Average RPI Loss:	65	RECORD	PCT. RANK	GAMES	SCHEDULE	OF SCHEDULE	RPI	RPI	RPI	RPI
DIV. I ONLY	8- 10	210	4- 6	122	17	139	139	6	6	
DIV. I NON-CONF.	5- 5	170	2- 2	226	37	161	161	5	5	

TOTALS	RPI 1-25	RPI 26-50	W-L RECORDS	RPI 51-100	RPI 101-999	RPI 201+				
8- 10	0- 2	1- 2	OVERALL	0- 4	7- 2	4- 0				
4- 3	0- 1	1- 1	HOME	0- 1	3- 0	2- 0				
3- 5	0- 1	0- 1	AWAY	0- 2	3- 1	2- 0				
1- 2	0- 0	0- 0	NEUTRAL	0- 1	1- 1	0- 0				
5- 5	0- 1	0- 1	NON-CONFERENCE	0- 2	5- 1	4- 0				
2- 1	0- 0	0- 1	HOME	0- 0	2- 0	2- 0				
2- 2	0- 1	0- 0	AWAY	0- 1	2- 0	2- 0				
1- 2	0- 0	0- 0	NEUTRAL	0- 1	1- 1	0- 0				
3- 5	0- 1	1- 1	CONFERENCE	0- 2	2- 1	0- 0				
2- 2	0- 1	1- 0	HOME	0- 1	1- 0	0- 0				
1- 3	0- 0	0- 1	AWAY	0- 1	1- 1	0- 0				
0- 0	0- 0	0- 0	NEUTRAL	0- 0	0- 0	0- 0				

RPI 1-25				RPI 26-50				RPI 51-100				RPI 101+				Team's RPI: 139
RPI	S	Opponent	Score	RPI	S	Opponent	Score	RPI	S	Opponent	Score	RPI	S	Opponent	Score	
17	H	Villanova	58 60	27	H	Marquette	85 58	61	A	Creighton	58 69	103	A	Seton Hall	65 70	
19	A	NC State	49 63	31	A	St. John's (NY)	41 64	77	H	Butler	57 66	107	N	Auburn	40 60	
				47	H	Minnesota	63 73	92	A	George Washington	54 65	143	H	Xavier	65 60	
								94	N	Chattanooga	41 54	170	N	Northwestern	55 54	
												176	A	Providence	75 43	
												228	H	Howard	93 41	
												236	A	Loyola Maryland	72 54	
												278	H	FIU	77 56	
												298	A	VCU	71 59	
LAST 12 Division I GAMES:																
				27	H	Marquette	85 58	61	A	Creighton	58 69					
				103	A	Seton Hall	65 70	176	A	Providence	75 43					
				31	A	St. John's (NY)	41 64	298	A	VCU	71 59					
				17	H	Villanova	58 60	19	A	NC State	49 63					
				77	H	Butler	57 66	47	H	Minnesota	63 73					
				143	H	Xavier	65 60	278	H	FIU	77 56					

Non-Div I Games:

Georgetown

Average RPI Win: 157

Average RPI Loss: 7

WON-LOST
RECORDWINNING
PCT. RANKLAST 10
GAMESSTRENGTH OF
SCHEDULEOPP. STRENGTH
OF SCHEDULETEAM
RPIADJ.
RPICONF.
RPIADJ CONF.
RPIDIV. I ONLY
DIV. I NON-CONF.16- 2
12- 19
69- 1
6- 152
10452
15021
2821
282
22
2

TOTALS

RPI 1-25

RPI 26-50

W-L RECORDS

RPI 51-100

RPI 101-999

RPI 201+

16- 2

1- 2

1- 0

OVERALL

4- 0

10- 0

6- 0

9- 2

0- 2

0- 0

HOME

3- 0

6- 0

5- 0

7- 0

1- 0

1- 0

AWAY

1- 0

4- 0

1- 0

0- 0

0- 0

0- 0

NEUTRAL

0- 0

0- 0

0- 0

12- 1

0- 1

1- 0

NON-CONFERENCE

3- 0

8- 0

6- 0

8- 1

0- 1

0- 0

HOME

2- 0

6- 0

5- 0

4- 0

0- 0

1- 0

AWAY

1- 0

2- 0

1- 0

0- 0

0- 0

0- 0

NEUTRAL

0- 0

0- 0

0- 0

4- 1

1- 1

0- 0

CONFERENCE

1- 0

2- 0

0- 0

1- 1

0- 1

0- 0

HOME

1- 0

0- 0

0- 0

3- 0

1- 0

0- 0

AWAY

0- 0

2- 0

0- 0

0- 0

0- 0

0- 0

NEUTRAL

0- 0

0- 0

0- 0

RPI 1-25

Team's RPI: 21

RPI 26-50

RPI 51-100

RPI 101+

RPI	S	Opponent	Score
3	H	Mississippi St.	62 86
10	H	Texas	53 81
16	A	Texas A&M	92 84

RPI	S	Opponent	Score
41	A	Virginia	64 61

RPI	S	Opponent	Score
58	H	Georgia Tech	60 53
80	A	Mercer	72 54
82	H	Arkansas	78 65
90	H	Wright St.	87 71

RPI	S	Opponent	Score
106	A	Kentucky	56 42
119	A	BYU	79 63
126	A	Vanderbilt	81 52
166	H	Furman	79 44
220	H	North Florida	75 37
228	H	Howard	87 47
249	A	N. C. A&T	73 63
289	H	Wofford	95 56
315	H	Western Caro.	76 50
325	H	Tennessee Tech	56 48

LAST 12 Division I GAMES:

16	A	Texas A&M	92 84	90	H	Wright St.	87 71
82	H	Arkansas	78 65	228	H	Howard	87 47
106	A	Kentucky	56 42	58	H	Georgia Tech	60 53
126	A	Vanderbilt	81 52	249	A	N. C. A&T	73 63
3	H	Mississippi St.	62 86	10	H	Texas	53 81
220	H	North Florida	75 37	166	H	Furman	79 44

Non-Div I Games:

Georgia

Average RPI Win:	256	WON-LOST	WINNING	LAST 10	STRENGTH OF	OPP. STRENGTH	TEAM	ADJ.	CONF.	ADJ CONF.
Average RPI Loss:	175	RECORD	PCT. RANK	GAMES	SCHEDULE	OF SCHEDULE	RPI	RPI	RPI	RPI
DIV. I ONLY	3- 13	305	2- 8	243	160	314	314	23	23	
DIV. I NON-CONF.	2- 7	286	1- 2	167	79	275	275	23	23	

TOTALS	RPI 1-25	RPI 26-50	W-L RECORDS	RPI 51-100	RPI 101-999	RPI 201+				
3- 13	0- 1	0- 0	OVERALL	0- 3	3- 9	2- 6				
3- 4	0- 0	0- 0	HOME	0- 1	3- 3	2- 1				
0- 9	0- 0	0- 0	AWAY	0- 0	0- 0	0- 0				
0- 0	0- 0	0- 0	NEUTRAL	0- 0	0- 0	0- 0				
2- 7	0- 1	0- 0	NON-CONFERENCE	0- 2	2- 4	1- 2				
2- 2	0- 0	0- 0	HOME	0- 1	2- 1	1- 0				
0- 5	0- 1	0- 0	AWAY	0- 1	0- 3	0- 2				
0- 0	0- 0	0- 0	NEUTRAL	0- 0	0- 0	0- 0				
1- 6	0- 0	0- 0	CONFERENCE	0- 1	1- 5	1- 4				
1- 2	0- 0	0- 0	HOME	0- 0	1- 2	1- 1				
0- 4	0- 0	0- 0	AWAY	0- 1	0- 3	0- 3				
0- 0	0- 0	0- 0	NEUTRAL	0- 0	0- 0	0- 0				

RPI 1-25				RPI 26-50				RPI 51-100				RPI 101+ Team's RPI: 314			
RPI	S	Opponent	Score	RPI	S	Opponent	Score	RPI	S	Opponent	Score	RPI	S	Opponent	Score
3	A	Mississippi St.	50 106					52	H	Western Ky.	63 74	124	H	Little Rock	50 65
								58	A	Georgia Tech	51 75	136	H	Jacksonville St.	55 41
								97	A	South Ala.	52 88	195	A	Florida	66 82
												201	H	Fla. Atlantic	50 82
												209	H	Arkansas St.	58 75
												243	A	Troy	86 90
												266	A	Kennesaw St.	61 71
												271	A	UNCW	62 74
												273	A	Coastal Caro.	49 64
												277	A	Appalachian St.	62 77
												298	H	VCU	61 56
												334	H	Ga. Southern	71 56
LAST 12 Division I GAMES:															
334	H	Ga. Southern	71 56	97	A	South Ala.	52 88	271	A	UNCW	62 74	136	H	Jacksonville St.	55 41
273	A	Coastal Caro.	49 64	271	A	UNCW	62 74	201	H	Fla. Atlantic	50 82	266	A	Kennesaw St.	61 71
277	A	Appalachian St.	62 77	136	H	Jacksonville St.	55 41	209	H	Arkansas St.	58 75	243	A	Troy	86 90
209	H	Arkansas St.	58 75	201	H	Fla. Atlantic	50 82	273	A	Coastal Caro.	49 64	277	A	Appalachian St.	62 77
124	H	Little Rock	50 65	266	A	Kennesaw St.	61 71	298	H	VCU	61 56	334	H	Ga. Southern	71 56
243	A	Troy	86 90	52	H	Western Ky.	63 74								

Non-Div I Games: Allen 101 56 North Greenville 91 89

Georgia St.

Average RPI Win: 189		WON-LOST	WINNING	LAST 10	STRENGTH OF		OPP. STRENGTH	TEAM	ADJ.	CONF.	ADJ CONF.
Loss: 35		RECORD	PCT. RANK	GAMES	SCHEDULE		OF SCHEDULE	RPI	RPI	RPI	RPI
DIV. I ONLY		12- 7	95	4- 6	25		95	58	58	1	1
DIV. I NON-CONF.		11- 2	23	5- 1	89		240	39	39	1	1
TOTALS		RPI 1-25	RPI 26-50	W-L RECORDS		RPI 51-100	RPI 101-999	RPI 201+			
12- 7	0- 6	2- 0		OVERALL		0- 0	10- 1	5- 0			
9- 2	0- 2	1- 0		HOME		0- 0	8- 0	4- 0			
2- 4	0- 3	1- 0		AWAY		0- 0	1- 1	1- 0			
1- 1	0- 1	0- 0		NEUTRAL		0- 0	1- 0	0- 0			
11- 2	0- 2	2- 0		NON-CONFERENCE		0- 0	9- 0	5- 0			
8- 0	0- 0	1- 0		HOME		0- 0	7- 0	4- 0			
2- 1	0- 1	1- 0		AWAY		0- 0	1- 0	1- 0			
1- 1	0- 1	0- 0		NEUTRAL		0- 0	1- 0	0- 0			
1- 5	0- 4	0- 0		CONFERENCE		0- 0	1- 1	0- 0			
1- 2	0- 2	0- 0		HOME		0- 0	1- 0	0- 0			
0- 3	0- 2	0- 0		AWAY		0- 0	0- 1	0- 0			
0- 0	0- 0	0- 0		NEUTRAL		0- 0	0- 0	0- 0			

RPI 1-25					RPI 26-50					RPI 51-100					Team's RPI : 58					RPI 101+				
RPI	S	Opponent	Score		RPI	S	Opponent	Score		RPI	S	Opponent	Score		RPI	S	Opponent	Score		RPI	S	Opponent	Score	
2	H	Notre Dame	54	77	45	H	Purdue	68	55						114	N	Penn	69	55					
4	H	Louisville	71	74	46	A	Princeton	67	56						118	H	Middle Tenn.	48	45					
14	N	Baylor	57	80											122	H	Clemson	66	33					
19	A	NC State	43	56											123	H	Southern Miss.	63	44					
21	A	Georgia	53	60											160	A	Pittsburgh	62	68					
24	A	Syracuse	77	88											180	H	UT Arlington	80	52					
															266	H	Kennesaw St.	86	48					
															277	A	Appalachian St.	75	41					
															314	H	Georgia St.	75	51					
															326	H	Charleston So.	78	51					
															333	H	South Carolina St.	86	40					
LAST 12 Division I GAMES:																								
160	A	Pittsburgh	62	68	123	H	Southern Miss.	63	44															
19	A	NC State	43	56	326	H	Charleston So.	78	51															
2	H	Notre Dame	54	77	21	A	Georgia	53	60															
24	A	Syracuse	77	88	180	H	UT Arlington	80	52															
122	H	Clemson	66	33	118	H	Middle Tenn.	48	45															
4	H	Louisville	71	74	45	H	Purdue	68	55															

Non-Div I Games:

Georgi a Tech

Average RPI Win: 174

Average RPI Loss: 96

WON-LOST
RECORDWINNING
PCT. RANKLAST 10
GAMESSTRENGTH OF
SCHEDULEOPP. STRENGTH
OF SCHEDULETEAM
RPIADJ.
RPICONF.
RPIADJ CONF.
RPIDIV. I ONLY
DIV. I NON-CONF.15- 4
7- 433
10210- 0
3- 1128
47112
10959
6059
6012
1012
10

TOTALS

RPI 1-25

RPI 26-50

W-L RECORDS

RPI 51-100

RPI 101-999

RPI 201+

15- 4

0- 0

0- 1

OVERALL

2- 1

13- 2

6- 0

8- 1

0- 0

0- 0

HOME

0- 0

8- 1

3- 0

6- 1

0- 0

0- 0

AWAY

2- 0

4- 1

3- 0

1- 2

0- 0

0- 1

NEUTRAL

0- 1

1- 0

0- 0

7- 4

0- 0

0- 1

NON-CONFERENCE

1- 1

6- 2

2- 0

4- 1

0- 0

0- 0

HOME

0- 0

4- 1

1- 0

2- 1

0- 0

0- 0

AWAY

1- 0

1- 1

1- 0

1- 2

0- 0

0- 1

NEUTRAL

0- 1

1- 0

0- 0

8- 0

0- 0

0- 0

CONFERENCE

1- 0

7- 0

4- 0

4- 0

0- 0

0- 0

HOME

0- 0

4- 0

2- 0

4- 0

0- 0

0- 0

AWAY

1- 0

3- 0

2- 0

0- 0

0- 0

0- 0

NEUTRAL

0- 0

0- 0

0- 0

RPI 1-25

RPI 26-50

RPI 51-100

Team's RPI: 59

RPI 101+

RPI S Opponent Score

RPI S Opponent Score

RPI S Opponent Score

RPI S Opponent Score

28 N DePaul 71 88

51 A Washington St. 64 56

102 H UNLV 50 52

66 A Saint Mary's (CA) 73 65

111 H Western Ill. 80 65

74 N Belmont 63 71

113 N Kent St. 77 57

132 A Pacific 99 72

138 H Portland St. 91 52

149 H Saint Francis (PA) 97 74

167 H Loyola Marymount 77 67

175 H San Francisco 74 47

181 A Colorado St. 49 65

202 H Pepperdine 73 51

207 H Eastern Wash. 69 45

248 A Montana 70 55

265 A Santa Clara 63 51

265 H Santa Clara 71 44

322 A Portland 70 56

LAST 12 Division I GAMES:

265 H Santa Clara 71 44

265 A Santa Clara 63 51

66 A Saint Mary's (CA) 73 65

132 A Pacific 99 72

175 H San Francisco 74 47

111 H Western Ill. 80 65

322 A Portland 70 56

149 H Saint Francis (PA) 97 74

167 H Loyola Marymount 77 67

102 H UNLV 50 52

202 H Pepperdine 73 51

51 A Washington St. 64 56

Average RPI Win:	298	WON-LOST	WINNING	LAST 10	STRENGTH OF	OPP. STRENGTH	TEAM	ADJ.	CONF.	ADJ CONF.
Average RPI Loss:	156	RECORD	PCT. RANK	GAMES	SCHEDULE	OF SCHEDULE	RPI	RPI	RPI	RPI
DIV. I ONLY	7- 11	235	4- 6	272	266	254	254	32	32	
DIV. I NON-CONF.	3- 8	268	0- 5	211	116	253	253	32	32	

TOTALS	RPI 1-25	RPI 26-50	W-L RECORDS	RPI 51-100	RPI 101-999	RPI 201+				
7- 11	0- 1	0- 0	OVERALL	0- 3	7- 7	7- 4				
5- 2	0- 1	0- 0	HOME	0- 0	5- 1	5- 1				
2- 8	0- 0	0- 0	AWAY	0- 0	2- 1	2- 1				
0- 1	0- 0	0- 0	NEUTRAL	0- 1	0- 0	0- 0				
3- 8	0- 1	0- 0	NON-CONFERENCE	0- 3	3- 4	3- 1				
2- 1	0- 1	0- 0	HOME	0- 0	2- 0	2- 0				
1- 6	0- 0	0- 0	AWAY	0- 2	1- 4	1- 1				
0- 1	0- 0	0- 0	NEUTRAL	0- 1	0- 0	0- 0				
4- 3	0- 0	0- 0	CONFERENCE	0- 0	4- 3	4- 3				
3- 1	0- 0	0- 0	HOME	0- 0	3- 1	3- 1				
1- 2	0- 0	0- 0	AWAY	0- 0	1- 2	1- 2				
0- 0	0- 0	0- 0	NEUTRAL	0- 0	0- 0	0- 0				

RPI 1-25				RPI 26-50				RPI 51-100				RPI 101+				Team's RPI: 254
RPI	S	Opponent	Score	RPI	S	Opponent	Score	RPI	S	Opponent	Score	RPI	S	Opponent	Score	
5	H	Florida St.	53 96					72	A	Alabama	49 73	143	A	Xavier	67 72	
								82	A	Arkansas	62 79	169	A	Memphis	48 57	
								88	N	North Carolina	63 79	191	A	Louisiana Tech	53 64	
												209	A	Arkansas St.	56 76	
												214	A	Southern U.	44 63	
												251	H	Texas Southern	63 73	
												279	A	Alcorn	75 68	
												282	H	Alabama A&M	78 49	
												294	A	McNeese	75 60	
												295	H	Prairie View	81 79	
												296	A	Jackson St.	70 82	
												297	H	Southeastern La.	61 52	
												308	H	Alabama St.	93 71	
												328	H	La. -Monroe	61 52	

LAST 12 Division I GAMES:																
296	A	Jackson St.	70 82	282	H	Alabama A&M	78 49									
251	H	Texas Southern	63 73	82	A	Arkansas	62 79									
295	H	Prairie View	81 79	169	A	Memphis	48 57									
279	A	Alcorn	75 68	88	N	North Carolina	63 79									
214	A	Southern U.	44 63	209	A	Arkansas St.	56 76									
308	H	Alabama St.	93 71	72	A	Alabama	49 73									

Non-Div I Games:

Grambling

Grand Canyon

Through Games Of Jan. 20, 2018

Average RPI Win:	279	WON-LOST	WINNING	LAST 10	STRENGTH OF	OPP. STRENGTH	TEAM	ADJ.	CONF.	ADJ CONF.
Average RPI Loss:	185	RECORD	PCT. RANK	GAMES	SCHEDULE	OF SCHEDULE	RPI	RPI	RPI	RPI
DIV. I ONLY	7- 10	224	6- 3	306	292	281	281	30	30	
DIV. I NON-CONF.	4- 8	239	3- 3	273	285	272	272	30	30	
<hr/>										
TOTALS	RPI 1-25	RPI 26-50	W-L RECORDS	RPI 51-100	RPI 101-999	RPI 201+				
7- 10	0- 1	0- 0	OVERALL	0- 0	7- 9	6- 5				
4- 4	0- 1	0- 0	HOME	0- 0	4- 3	4- 2				
3- 6	0- 0	0- 0	AWAY	0- 0	3- 6	2- 3				
0- 0	0- 0	0- 0	NEUTRAL	0- 0	0- 0	0- 0				
4- 8	0- 1	0- 0	NON-CONFERENCE	0- 0	4- 7	3- 3				
2- 3	0- 1	0- 0	HOME	0- 0	2- 2	2- 1				
2- 5	0- 0	0- 0	AWAY	0- 0	2- 5	1- 2				
0- 0	0- 0	0- 0	NEUTRAL	0- 0	0- 0	0- 0				
3- 2	0- 0	0- 0	CONFERENCE	0- 0	3- 2	3- 2				
2- 1	0- 0	0- 0	HOME	0- 0	2- 1	2- 1				
1- 1	0- 0	0- 0	AWAY	0- 0	1- 1	1- 1				
0- 0	0- 0	0- 0	NEUTRAL	0- 0	0- 0	0- 0				

RPI 1-25				RPI 26-50				RPI 51-100				RPI 101+ Team's RPI: 281			
RPI	S	Opponent	Score	RPI	S	Opponent	Score	RPI	S	Opponent	Score	RPI	S	Opponent	Score
13	H	Duke	61 74									102	A	UNLV	47 76
												128	H	Rice	59 69
												140	A	Washington	65 79
												173	A	Cal Poly	69 75
												201	A	Fla. Atlantic	77 73
												210	H	Seattle U	74 63
												211	A	Bethune-Cookman	60 69
												246	A	New Mexico St.	60 64
												247	H	UMKC	59 62
												260	A	Valparaiso	75 80
												265	H	Santa Clara	39 38
												303	H	Southern Utah	59 54
												313	A	UTRGV	65 59
												324	A	Northern Ari z.	72 54
												332	H	Long Beach St.	63 65
												337	H	Chicago St.	64 36
<hr/>															
LAST 12 Division I GAMES:															
247	H	UMKC	59 62	303	H	Southern Utah	59 54								
337	H	Chicago St.	64 36	324	A	Northern Ari z.	72 54								
313	A	UTRGV	65 59	140	A	Washington	65 79								
246	A	New Mexico St.	60 64	332	H	Long Beach St.	63 65								
210	H	Seattle U	74 63	211	A	Bethune-Cookman	60 69								
265	H	Santa Clara	39 38	201	A	Fla. Atlantic	77 73								

Non-Div I Games: Arizona Christian 75 51 Benedictine Mesa 67 53

Grand Canyon

Loss,
Non-Conf,
S Site,
H Home
A Away
N Neutral

Average RPI	Win:	141	WON-LOST	WINNING	LAST 10	STRENGTH OF	OPP. STRENGTH	TEAM	ADJ.	CONF.	ADJ CONF.
Average RPI	Loss:	130	RECORD	PCT. RANK	GAMES	SCHEDULE	OF SCHEDULE	RPI	RPI	RPI	RPI
DIV. I ONLY		17- 2		6	9- 1	56	94	15	15	11	11
DIV. I NON-CONF.		10- 1		16	4- 0	30	35	7	7	12	12

TOTALS	RPI 1-25		RPI 26-50		W-L RECORDS		RPI 51-100		RPI 101-999		RPI 201+
17- 2	0- 1		3- 0		OVERALL		5- 0		9- 1		5- 1
7- 0	0- 0		2- 0		HOME		2- 0		3- 0		2- 0
8- 1	0- 0		0- 0		AWAY		3- 0		5- 1		2- 1
2- 1	0- 1		1- 0		NEUTRAL		0- 0		1- 0		1- 0
10- 1	0- 1		3- 0		NON-CONFERENCE		2- 0		5- 0		3- 0
4- 0	0- 0		2- 0		HOME		1- 0		1- 0		1- 0
4- 0	0- 0		0- 0		AWAY		1- 0		3- 0		1- 0
2- 1	0- 1		1- 0		NEUTRAL		0- 0		1- 0		1- 0
7- 1	0- 0		0- 0		CONFERENCE		3- 0		4- 1		2- 1
3- 0	0- 0		0- 0		HOME		1- 0		2- 0		1- 0
4- 1	0- 0		0- 0		AWAY		2- 0		2- 1		1- 1
0- 0	0- 0		0- 0		NEUTRAL		0- 0		0- 0		0- 0

RPI	S	Opponent	Score	RPI	S	Opponent	Score	RPI	S	Opponent	Score	RPI	S	Opponent	Score
3	N	Mississippi St.	46 67	27	H	Marquette	63 55	62	A	Dayton	75 64	133	H	Cleveland St.	69 43
				30	H	South Dakota St.	55 41	90	A	Wright St.	58 51	155	A	Oakland	81 48
				33	N	Arizona St.	61 48	93	H	Milwaukee	52 29	170	A	Northwestern	63 57
								94	H	Chattanooga	60 30	189	A	Wisconsin	67 34
								96	A	IUPUI	60 34	203	N	Columbia	61 43
												216	H	Bradley	72 40
												237	H	Youngstown St.	65 56
												256	A	Northern Ky.	54 62
												284	A	Detroit Mercy	85 27
												293	A	Loyola Chicago	76 39

LAST 12 Division I GAMES:															
155	A	Oakland	81 48	256	A	Northern Ky.	54 62	90	A	Wright St.	58 51	170	A	Northwestern	63 57
284	A	Detroit Mercy	85 27					216	H	Bradley	72 40	293	A	Loyola Chicago	76 39
96	A	IUPUI	60 34					62	A	Dayton	75 64				
133	H	Cleveland St.	69 43												
237	H	Youngstown St.	65 56												
93	H	Milwaukee	52 29												

Non-Div I Games:

Green Bay

Average RPI Win: 263		WON-LOST	WINNING	LAST 10	STRENGTH OF		OPP. STRENGTH	TEAM	ADJ.	CONF.	ADJ CONF.
Average RPI Loss: 87		RECORD	PCT. RANK	GAMES	SCHEDULE		OF SCHEDULE	RPI	RPI	RPI	RPI
DIV. I ONLY		7- 9	217	5- 4	184		110	162	162	31	31
DIV. I NON-CONF.		4- 9	249	2- 6	53		65	150	150	31	31

TOTALS		RPI 1-25	RPI 26-50		W-L RECORDS		RPI 51-100	RPI 101-999	RPI 201+		
7- 9		0- 1	0- 1		OVERALL		1- 5	6- 2	6- 0		
3- 1		0- 0	0- 0		HOME		0- 1	3- 0	3- 0		
3- 7		0- 1	0- 1		AWAY		1- 3	2- 2	2- 0		
1- 1		0- 0	0- 0		NEUTRAL		0- 1	1- 0	1- 0		
4- 9		0- 1	0- 1		NON-CONFERENCE		1- 5	3- 2	3- 0		
2- 1		0- 0	0- 0		HOME		0- 1	2- 0	2- 0		
1- 7		0- 1	0- 1		AWAY		1- 3	0- 2	0- 0		
1- 1		0- 0	0- 0		NEUTRAL		0- 1	1- 0	1- 0		
3- 0		0- 0	0- 0		CONFERENCE		0- 0	3- 0	3- 0		
1- 0		0- 0	0- 0		HOME		0- 0	1- 0	1- 0		
2- 0		0- 0	0- 0		AWAY		0- 0	2- 0	2- 0		
0- 0		0- 0	0- 0		NEUTRAL		0- 0	0- 0	0- 0		

RPI 1-25				RPI 26-50				RPI 51-100				RPI 101+ Team's RPI: 162			
RPI	S	Opponent	Score	RPI	S	Opponent	Score	RPI	S	Opponent	Score	RPI	S	Opponent	Score
7	A	Oregon	45 87	41	A	Virginia	62 66	53	H	Quinnipiac	58 64	171	A	Temple	56 65
								70	A	TCU	68 90	178	A	Samford	61 66
								84	A	Elon	59 82	203	H	Columbia	60 58
								87	N	Brown	66 73	252	N	San Jose St.	81 73
								88	A	North Carolina	70 66	312	A	UMES	70 65
								94	A	Chattanooga	52 64	319	H	Delaware St.	66 62
												323	H	Old Dominion	50 42
												346	A	Savannah St.	81 53

LAST 12 Division I GAMES:															
346	A	Savannah St.	81 53	94	A	Chattanooga	52 64	70	A	TCU	68 90	171	A	Temple	56 65
323	H	Old Dominion	50 42	70	A	TCU	68 90	53	H	Quinnipiac	58 64	7	A	Oregon	45 87
319	H	Delaware St.	66 62	171	A	Temple	56 65	252	N	San Jose St.	81 73				
312	A	UMES	70 65												
203	H	Columbia	60 58												
178	A	Samford	61 66												

Non-Div I Games:

Hampton

Average RPI Win:	240	WON-LOST	WINNING	LAST 10	STRENGTH OF	OPP. STRENGTH	TEAM	ADJ.	CONF.	ADJ CONF.
Average RPI Loss:	79	RECORD	PCT. RANK	GAMES	SCHEDULE	OF SCHEDULE	RPI	RPI	RPI	RPI
DIV. I ONLY	12- 7	95	7- 3	152	224	112	112	20	20	
DIV. I NON-CONF.	8- 5	112	5- 1	120	217	111	111	24	24	

TOTALS	RPI 1-25	RPI 26-50	W-L RECORDS	RPI 51-100	RPI 101-999	RPI 201+				
12- 7	0- 2	0- 0	OVERALL	1- 4	11- 1	7- 0				
6- 3	0- 1	0- 0	HOME	1- 2	5- 0	2- 0				
3- 4	0- 0	0- 0	AWAY	0- 0	3- 0	3- 0				
3- 0	0- 0	0- 0	NEUTRAL	0- 0	3- 0	2- 0				
8- 5	0- 2	0- 0	NON-CONFERENCE	0- 3	8- 0	4- 0				
4- 2	0- 1	0- 0	HOME	0- 1	4- 0	1- 0				
1- 3	0- 1	0- 0	AWAY	0- 2	1- 0	1- 0				
3- 0	0- 0	0- 0	NEUTRAL	0- 0	3- 0	2- 0				
4- 2	0- 0	0- 0	CONFERENCE	1- 1	3- 1	3- 0				
2- 1	0- 0	0- 0	HOME	1- 1	1- 0	1- 0				
2- 1	0- 0	0- 0	AWAY	0- 0	2- 1	2- 0				
0- 0	0- 0	0- 0	NEUTRAL	0- 0	0- 0	0- 0				

RPI 1-25				RPI 26-50				RPI 51-100				RPI 101+				Team's RPI: 112
RPI	S	Opponent	Score	RPI	S	Opponent	Score	RPI	S	Opponent	Score	RPI	S	Opponent	Score	
17	H	Villanova	53 71					56	H	Albany (NY)	70 55	121	N	Yale	78 70	
24	A	Syracuse	63 75					76	A	Fordham	44 69	165	A	Binghamton	59 64	
								83	H	Maine	44 59	196	H	Siena	71 62	
								88	A	North Carolina	70 90	197	H	Niagara	83 65	
								100	H	Delaware	63 72	200	H	Hofstra	60 49	
												218	A	Stony Brook	75 68	
												282	N	Alabama A&M	56 47	
												286	A	Bryant	59 47	
												309	H	Central Conn. St.	68 52	
												326	N	Charleston So.	62 43	
												336	H	UMBC	65 54	
												349	A	UMass Lowell	81 42	

LAST 12 Division I GAMES:																
83	H	Maine	44 59	121	N	Yale	78 70									
336	H	UMBC	65 54	76	A	Fordham	44 69									
165	A	Binghamton	59 64	196	H	Siena	71 62									
349	A	UMass Lowell	81 42	286	A	Bryant	59 47									
218	A	Stony Brook	75 68	309	H	Central Conn. St.	68 52									
56	H	Albany (NY)	70 55	197	H	Niagara	83 65									

Non-Div I Games:

Hartford

Average RPI	Win:	204	WON-LOST	WINNING	LAST 10	STRENGTH OF	OPP. STRENGTH	TEAM	ADJ.	CONF.	ADJ CONF.
Average RPI	Loss:	84	RECORD	PCT. RANK	GAMES	SCHEDULE	OF SCHEDULE	RPI	RPI	RPI	RPI
DIV. I ONLY		9- 6		114	6- 4	109	138	89	89	9	9
DIV. I NON-CONF.		8- 5		112	7- 3	143	130	91	91	9	9

TOTALS	RPI 1-25		RPI 26-50		W-L RECORDS	RPI 51-100		RPI 101-999		RPI 201+	
9- 6	0- 0		0- 2		OVERALL	0- 2		9- 2		6- 0	
6- 0	0- 0		0- 0		HOME	0- 0		6- 0		3- 0	
1- 5	0- 0		0- 2		AWAY	0- 1		1- 2		1- 0	
2- 1	0- 0		0- 0		NEUTRAL	0- 1		2- 0		2- 0	
8- 5	0- 0		0- 2		NON-CONFERENCE	0- 2		8- 1		6- 0	
5- 0	0- 0		0- 0		HOME	0- 0		5- 0		3- 0	
1- 4	0- 0		0- 2		AWAY	0- 1		1- 1		1- 0	
2- 1	0- 0		0- 0		NEUTRAL	0- 1		2- 0		2- 0	
1- 1	0- 0		0- 0		CONFERENCE	0- 0		1- 1		0- 0	
1- 0	0- 0		0- 0		HOME	0- 0		1- 0		0- 0	
0- 1	0- 0		0- 0		AWAY	0- 0		0- 1		0- 0	
0- 0	0- 0		0- 0		NEUTRAL	0- 0		0- 0		0- 0	

RPI	S	Opponent	Score	RPI	S	Opponent	Score	RPI	S	Opponent	Score	RPI	S	Opponent	Score
				40	A	FGCU	56 65	62	N	Dayton	66 72	105	A	Dartmouth	56 63
				41	A	Virginia	48 50	83	A	Maine	51 76	105	H	Dartmouth	76 65
												168	H	Boston U.	80 70
												171	A	Temple	64 86
												196	H	Siena	75 67
												205	H	La Salle	70 61
												213	A	Northeastern	79 69
												218	H	Stony Brook	60 53
												221	N	Akron	76 63
												249	N	N. C. A&T	64 60
												259	H	Sacred Heart	70 62

Team's RPI: 89															
LAST 12 Division I GAMES:															
				105	H	Dartmouth	76 65	213	A	Northeastern	79 69				
				205	H	La Salle	70 61	171	A	Temple	64 86				
				105	A	Dartmouth	56 63	249	N	N. C. A&T	64 60				
				218	H	Stony Brook	60 53	41	A	Virginia	48 50				
				221	N	Akron	76 63	168	H	Boston U.	80 70				
				40	A	FGCU	56 65	259	H	Sacred Heart	70 62				

Non-Div I Games:

Harvard

Average RPI Win: **249**
 Average RPI Loss: **140**

WON-LOST
RECORD

WINNING
PCT. RANK

LAST 10
GAMES

STRENGTH OF
SCHEDULE

OPP. STRENGTH
OF SCHEDULE

TEAM
RPI

ADJ.
RPI

CONF.
RPI

ADJ CONF.
RPI

DIV. I ONLY	7- 11	235	2- 7	194	192	238	238	21	21
DIV. I NON-CONF.	6- 6	170	2- 3	142	137	177	177	20	20

TOTALS	RPI 1-25	RPI 26-50	W-L RECORDS	RPI 51-100	RPI 101-999	RPI 201+			
7- 11	0- 2	0- 3	OVERALL	0- 0	7- 6	5- 3			
5- 4	0- 0	0- 2	HOME	0- 0	5- 2	3- 0			
2- 5	0- 0	0- 1	AWAY	0- 0	2- 4	2- 3			
0- 2	0- 2	0- 0	NEUTRAL	0- 0	0- 0	0- 0			
6- 6	0- 2	0- 2	NON-CONFERENCE	0- 0	6- 2	4- 1			
4- 3	0- 0	0- 2	HOME	0- 0	4- 1	2- 0			
2- 1	0- 0	0- 0	AWAY	0- 0	2- 1	2- 1			
0- 2	0- 2	0- 0	NEUTRAL	0- 0	0- 0	0- 0			
1- 5	0- 0	0- 1	CONFERENCE	0- 0	1- 4	1- 2			
1- 1	0- 0	0- 0	HOME	0- 0	1- 1	1- 0			
0- 4	0- 0	0- 1	AWAY	0- 0	0- 3	0- 2			
0- 0	0- 0	0- 0	NEUTRAL	0- 0	0- 0	0- 0			

RPI 1-25				RPI 26-50				RPI 51-100				RPI 101+ Team's RPI: 238			
RPI	S	Opponent	Score	RPI	S	Opponent	Score	RPI	S	Opponent	Score	RPI	S	Opponent	Score
7	N	Oregon	44 85	44	H	Southern Cal i forni a	60 71					144	H	Idaho St.	62 64
16	N	Texas A&M	59 103	45	H	Purdue	67 79					174	H	San Diego	64 63
				50	A	UC Davis	52 76					190	A	UC Irvi ne	66 70
												190	H	UC Irvi ne	67 74
												199	H	Marist	70 63
												210	A	Seattle U	73 58
												223	H	Montana St.	81 75
												227	A	UC Ri versi de	57 79
												283	A	Arizona	65 60
												310	A	Cal St. Fullerton	57 69
												322	A	Portland	47 76
												324	H	Northern Ariz.	84 68
												332	H	Long Beach St.	74 66

LAST 12 Division I GAMES:															
190	A	UC Irvi ne	66 70	7	N	Oregon	44 85								
227	A	UC Ri versi de	57 79	16	N	Texas A&M	59 103								
332	H	Long Beach St.	74 66	283	A	Arizona	65 60								
190	H	UC Irvi ne	67 74	144	H	Idaho St.	62 64								
50	A	UC Davis	52 76	223	H	Montana St.	81 75								
310	A	Cal St. Fullerton	57 69	44	H	Southern Cal i forni a	60 71								

Non-Div I Games: Hawai i Paci fic 67 57

Hawai i

Average RPI Win:	254	WON-LOST	WINNING	LAST 10	STRENGTH OF	OPP. STRENGTH	TEAM	ADJ.	CONF.	ADJ CONF.
Average RPI Loss:	77	RECORD	PCT. RANK	GAMES	SCHEDULE	OF SCHEDULE	RPI	RPI	RPI	RPI
DIV. I ONLY	10- 5	85	8- 2	232	195	108	108	29	29	
DIV. I NON-CONF.	4- 5	202	3- 3	112	66	120	120	29	29	

TOTALS	RPI 1-25	RPI 26-50	W-L RECORDS	RPI 51-100	RPI 101-999	RPI 201+				
10- 5	0- 1	0- 0	OVERALL	0- 3	10- 1	7- 0				
4- 2	0- 0	0- 0	HOME	0- 1	4- 1	3- 0				
6- 3	0- 0	0- 0	AWAY	0- 1	6- 0	4- 0				
0- 0	0- 0	0- 0	NEUTRAL	0- 0	0- 0	0- 0				
4- 5	0- 1	0- 0	NON-CONFERENCE	0- 3	4- 1	2- 0				
1- 2	0- 0	0- 0	HOME	0- 1	1- 1	1- 0				
3- 3	0- 1	0- 0	AWAY	0- 2	3- 0	1- 0				
0- 0	0- 0	0- 0	NEUTRAL	0- 0	0- 0	0- 0				
6- 0	0- 0	0- 0	CONFERENCE	0- 0	6- 0	5- 0				
3- 0	0- 0	0- 0	HOME	0- 0	3- 0	2- 0				
3- 0	0- 0	0- 0	AWAY	0- 0	3- 0	3- 0				
0- 0	0- 0	0- 0	NEUTRAL	0- 0	0- 0	0- 0				

RPI 1-25				RPI 26-50				RPI 51-100				RPI 101+ Team's RPI: 108			
RPI	S	Opponent	Score	RPI	S	Opponent	Score	RPI	S	Opponent	Score	RPI	S	Opponent	Score
13	A	Duke	50 77					63	A	Virginia Tech	63 86	145	H	Davidson	74 82
								79	A	Ohio	61 64	154	A	Stetson	69 64
								86	H	UAB	61 77	184	H	Gardner-Webb	83 80
												188	A	Norfolk St.	59 56
												230	A	UNCG	81 72
												250	H	Presbyteria n	81 55
												255	A	UNC Asheville	58 45
												275	A	Campbell	62 53
												315	H	Western Caro.	75 69
												343	A	Wintthrop	79 58
												348	H	Longwood	62 41
LAST 12 Division I GAMES:															
348	H	Longwood	62 41	230	A	UNCG	81 72	315	H	Western Caro.	75 69				
275	A	Campbell	62 53	145	H	Davidson	74 82	63	A	Virginia Tech	63 86				
343	A	Wintthrop	79 58	86	H	UAB	61 77	188	A	Norfolk St.	59 56				
250	H	Presbyteria n	81 55												
255	A	UNC Asheville	58 45												
184	H	Gardner-Webb	83 80												

Non-Div I Games: N. C. Wesleyan 111 54 Barton 82 69

High Point

DIV. I ONLY	10- 8	140	6- 4	270	153	200	200	10	10
DIV. I NON-CONF.	6- 5	153	3- 2	329	190	242	242	13	13
TOTALS	RPI 1-25	RPI 26-50	W-L RECORDS	RPI 51-100	RPI 101-999	RPI 201+			
10- 8	0- 0	0- 0	OVERALL	0- 3	10- 5	8- 2			
5- 4	0- 0	0- 0	HOME	0- 2	5- 2	4- 1			
4- 4	0- 0	0- 0	AWAY	0- 1	4- 3	4- 1			
1- 0	0- 0	0- 0	NEUTRAL	0- 0	1- 0	0- 0			
6- 5	0- 0	0- 0	NON-CONFERENCE	0- 0	6- 5	5- 2			
3- 2	0- 0	0- 0	HOME	0- 0	3- 2	3- 1			
2- 3	0- 0	0- 0	AWAY	0- 0	2- 3	2- 1			
1- 0	0- 0	0- 0	NEUTRAL	0- 0	1- 0	0- 0			
4- 3	0- 0	0- 0	CONFERENCE	0- 3	4- 0	3- 0			
2- 2	0- 0	0- 0	HOME	0- 2	2- 0	1- 0			
2- 1	0- 0	0- 0	AWAY	0- 1	2- 0	2- 0			
0- 0	0- 0	0- 0	NEUTRAL	0- 0	0- 0	0- 0			

RPI 1-25				RPI 26-50				RPI 51-100				RPI 101+				Team's RPI: 200	
RPI	S	Opponent	Score	RPI	S	Opponent	Score	RPI	S	Opponent	Score	RPI	S	Opponent	Score		
								57	A	Drexel	38	47	101	N	Wake Forest	69	66
								85	H	James Madison	42	55	102	A	UNLV	52	68
								100	H	Delaware	51	58	112	A	Hartford	49	60
													134	H	William & Mary	65	54
													196	H	Siena	60	70
													203	A	Columbia	53	75
													218	H	Stony Brook	49	73
													225	H	Holy Cross	69	63
													234	H	St. Bonaventure	71	68
													239	A	Col. of Charleston	75	60
													239	H	Col. of Charleston	65	60
													259	A	Sacred Heart	86	81
													271	A	UNCW	69	61
													331	A	Iona	68	43
													336	H	UMBC	71	55
LAST 12 Division I GAMES:																	
				134	H	William & Mary	65	54	85	H	James Madison	42	55				
				239	H	Col. of Charleston	65	60	234	H	St. Bonaventure	71	68				
				100	H	Delaware	51	58	203	A	Columbia	53	75				
				271	A	UNCW	69	61	331	A	Iona	68	43				
				239	A	Col. of Charleston	75	60	196	H	Siena	60	70				
				57	A	Drexel	38	47	259	A	Sacred Heart	86	81				

Non-Div I Games:

Hofstra

■ Loss, ■ Non-Conf, S Site, H Home A Away N Neutral

Average RPI Win: 258		WON-LOST RECORD	WINNING PCT. RANK	LAST 10 GAMES	STRENGTH OF SCHEDULE	OPP. STRENGTH OF SCHEDULE	TEAM RPI	ADJ. RPI	CONF. RPI	ADJ. CONF. RPI
Average RPI Loss: 157										
DIV. I ONLY		9- 10	185	5- 5	264	275	225	225	15	15
DIV. I NON-CONF.		5- 6	187	2- 2	283	329	247	247	18	18
TOTALS		RPI 1-25	RPI 26-50	W-L RECORDS		RPI 51-100	RPI 101-999	RPI 201+		
9- 10	0- 0		0- 0	OVERALL		0- 3	9- 7	6- 2		
3- 6	0- 0		0- 0	HOME		0- 2	3- 4	2- 1		
6- 4	0- 0		0- 0	AWAY		0- 1	6- 3	4- 1		
0- 0	0- 0		0- 0	NEUTRAL		0- 0	0- 0	0- 0		
5- 6	0- 0		0- 0	NON-CONFERENCE		0- 2	5- 4	5- 0		
2- 3	0- 0		0- 0	HOME		0- 1	2- 2	2- 0		
3- 3	0- 0		0- 0	AWAY		0- 1	3- 2	3- 0		
0- 0	0- 0		0- 0	NEUTRAL		0- 0	0- 0	0- 0		
4- 4	0- 0		0- 0	CONFERENCE		0- 1	4- 3	1- 2		
1- 3	0- 0		0- 0	HOME		0- 1	1- 2	0- 1		
3- 1	0- 0		0- 0	AWAY		0- 0	3- 1	1- 1		
0- 0	0- 0		0- 0	NEUTRAL		0- 0	0- 0	0- 0		

RPI 1-25				RPI 26-50				RPI 51-100				RPI 101+				Team's RPI : 225	
RPI	S	Opponent	Score	RPI	S	Opponent	Score	RPI	S	Opponent	Score	RPI	S	Opponent	Score		
								56	H	Albany (NY)	56	65	105	H	Dartmouth	74	76
								81	H	Navy	58	65	159	H	Lehigh	54	49
								87	A	Brown	78	82	168	A	Boston U.	60	57
													179	H	Boston College	61	70
													182	H	Bucknell	47	71
													198	A	Army West Point	70	62
													199	A	Marist	74	85
													200	A	Hofstra	63	69
													236	A	Loyola Maryl and	60	77
													241	H	Lafayette	65	69
													258	A	Colgate	71	64
													269	A	Rider	83	56
													286	H	Bryant	59	57
													318	H	Vermont	64	53
													320	A	Rhode Island	69	63
													349	A	UMass Lowell	84	56
LAST 12 Division I GAMES:																	
								182	H	Bucknell	47	71	241	H	Lafayette	65	69
								198	A	Army West Point	70	62	258	A	Colgate	71	64
								168	A	Boston U.	60	57	105	H	Dartmouth	74	76
								81	H	Navy	58	65	320	A	Rhode Island	69	63
								236	A	Loyola Maryl and	60	77	318	H	Vermont	64	53
								159	H	Lehigh	54	49	179	H	Boston College	61	70

Non-Div I Games:

Hol y Cross

■ Loss, ■ Non-Conf, S Site, H Home A Away N Neutral

H
o
u
s
t
o
n

Houston				Through Games Of Jan. 20, 2018							
Average RPI	Win:	174	WON-LOST	WINNING	LAST 10	STRENGTH OF	OPP. STRENGTH	TEAM	ADJ.	CONF.	ADJ CONF.
Average RPI	Loss:	98	RECORD	PCT. RANK	GAMES	SCHEDULE	OF SCHEDULE	RPI	RPI	RPI	RPI
DIV. I ONLY			15- 6	65	7- 3	77	85	48	48	8	8
DIV. I NON-CONF.			11- 3	46	4- 1	96	105	30	30	7	7

TOTALS		RPI 1-25		RPI 26-50		W-L RECORDS		RPI 51-100	RPI 101-999	RPI 201+	
15- 6		0- 3		0- 0		OVERALL		1- 0	14- 3	5- 1	
6- 2		0- 1		0- 0		HOME		0- 0	6- 1	3- 0	
6- 4		0- 2		0- 0		AWAY		0- 0	6- 2	1- 1	
3- 0		0- 0		0- 0		NEUTRAL		1- 0	2- 0	1- 0	
11- 3		0- 2		0- 0		NON-CONFERENCE		1- 0	10- 1	4- 0	
5- 0		0- 0		0- 0		HOME		0- 0	5- 0	3- 0	
3- 3		0- 2		0- 0		AWAY		0- 0	3- 1	0- 0	
3- 0		0- 0		0- 0		NEUTRAL		1- 0	2- 0	1- 0	
4- 3		0- 1		0- 0		CONFERENCE		0- 0	4- 2	1- 1	
1- 2		0- 1		0- 0		HOME		0- 0	1- 1	0- 0	
3- 1		0- 0		0- 0		AWAY		0- 0	3- 1	1- 1	
0- 0		0- 0		0- 0		NEUTRAL		0- 0	0- 0	0- 0	

H
o
u
s
t
o
n

RPI 1-25				RPI 26-50				Team's RPI: 48				RPI 51-100				RPI 101+			
RPI	S	Opponent	Score	RPI	S	Opponent	Score	RPI	S	Opponent	Score	RPI	S	Opponent	Score	RPI	S	Opponent	Score
1	H	UConn	35 95													104	H	George Mason	82 73
11	A	Rutgers	57 75									93	N	Milwaukee	74 59	110	A	Tulane	98 92
16	A	Texas A&M	65 83													127	H	ETSU	88 69
																141	H	Cincinnati	82 88
																147	N	Liberty	75 68
																163	A	Texas St.	72 67
																171	A	Temple	99 75
																177	H	Wichita St.	73 55
																179	A	Boston College	74 79
																180	A	UT Arlington	62 58
																185	A	New Orleans	78 66
																203	H	Columbia	77 53
																212	A	SMU	85 75
																213	N	Northeastern	72 64
																232	H	Texas Tech	79 75
																242	A	East Carolina	78 80
																287	H	Incarnate Word	98 67
LAST 12 Division I GAMES:																			
242	A	East Carolina	78 80	212	A	SMU	85 75												
171	A	Temple	99 75	203	H	Columbia	77 53												
1	H	UConn	35 95	104	H	George Mason	82 73												
141	H	Cincinnati	82 88	287	H	Incarnate Word	98 67												
110	A	Tulane	98 92	11	A	Rutgers	57 75												
177	H	Wichita St.	73 55	127	H	ETSU	88 69												

Non-Div I Games:

Houston

Average RPI Win:	339	WON-LOST	WINNING	LAST 10	STRENGTH OF	OPP. STRENGTH	TEAM	ADJ.	CONF.	ADJ CONF.
Average RPI Loss:	199	RECORD	PCT. RANK	GAMES	SCHEDULE	OF SCHEDULE	RPI	RPI	RPI	RPI
DIV. I ONLY	1- 12	336	1- 8	279	336	335	335	27	27	
DIV. I NON-CONF.	0- 6	337	0- 3	58	336	302	302	26	26	

TOTALS	RPI 1-25	RPI 26-50	W-L RECORDS	RPI 51-100	RPI 101-999	RPI 201+				
1- 12	0- 1	0- 0	OVERALL	0- 0	1- 11	1- 5				
0- 4	0- 0	0- 0	HOME	0- 0	0- 4	0- 3				
1- 8	0- 1	0- 0	AWAY	0- 0	1- 7	1- 2				
0- 0	0- 0	0- 0	NEUTRAL	0- 0	0- 0	0- 0				
0- 6	0- 1	0- 0	NON-CONFERENCE	0- 0	0- 5	0- 1				
0- 0	0- 0	0- 0	HOME	0- 0	0- 0	0- 0				
0- 6	0- 1	0- 0	AWAY	0- 0	0- 5	0- 1				
0- 0	0- 0	0- 0	NEUTRAL	0- 0	0- 0	0- 0				
1- 6	0- 0	0- 0	CONFERENCE	0- 0	1- 6	1- 4				
0- 4	0- 0	0- 0	HOME	0- 0	0- 4	0- 3				
1- 2	0- 0	0- 0	AWAY	0- 0	1- 2	1- 1				
0- 0	0- 0	0- 0	NEUTRAL	0- 0	0- 0	0- 0				

RPI 1-25				RPI 26-50				RPI 51-100				RPI 101+				Team's RPI: 335
RPI	S	Opponent	Score	RPI	S	Opponent	Score	RPI	S	Opponent	Score	RPI	S	Opponent	Score	
20	A	South Fla.	43 90									128	A	Rice	45 67	
												131	A	UTEP	62 69	
												152	H	Lamar University	51 79	
												183	A	Oral Roberts	56 78	
												185	A	New Orleans	52 70	
												191	A	Louisiana Tech	62 85	
												229	A	Abilene Christian	68 80	
												253	H	Nicholls St.	61 73	
												294	H	McNeese	74 86	
												297	H	Southeastern La.	61 76	
												328	A	La.-Monroe	73 77	
												339	A	Sam Houston St.	69 61	
LAST 12 Division I GAMES:																
294	H	McNeese	74 86	152	H	Lamar University	51 79									
297	H	Southeastern La.	61 76	191	A	Louisiana Tech	62 85									
339	A	Sam Houston St.	69 61	328	A	La.-Monroe	73 77									
229	A	Abilene Christian	68 80	131	A	UTEP	62 69									
253	H	Nicholls St.	61 73	183	A	Oral Roberts	56 78									
185	A	New Orleans	52 70	128	A	Rice	45 67									

Non-Div I Games: LeTourneau 88 43 Paul Quinn 74 54 Jarvis Christian 78 30 Huston-Tillotson 76 72 Houston Baptist

Average RPI Win: **303**
 Average RPI Loss: **153**

WON-LOST
RECORD

WINNING
PCT. RANK

LAST 10
GAMES

STRENGTH OF
SCHEDULE

OPP. STRENGTH
OF SCHEDULE

TEAM
RPI

ADJ.
RPI

CONF.
RPI

ADJ CONF.
RPI

DIV. I ONLY	7- 11	235	4- 5	153	347	228	228	31	31
DIV. I NON-CONF.	4- 9	249	2- 4	48	332	219	219	31	31

TOTALS	RPI 1-25	RPI 26-50	W-L RECORDS	RPI 51-100	RPI 101-999	RPI 201+			
7- 11	0- 1	0- 1	OVERALL	0- 2	7- 7	7- 3			
5- 3	0- 0	0- 0	HOME	0- 1	5- 2	5- 1			
2- 8	0- 0	0- 0	AWAY	0- 0	2- 1	2- 1			
0- 0	0- 0	0- 0	NEUTRAL	0- 0	0- 0	0- 0			
4- 9	0- 1	0- 1	NON-CONFERENCE	0- 2	4- 5	4- 1			
4- 2	0- 0	0- 0	HOME	0- 1	4- 1	4- 0			
0- 7	0- 1	0- 1	AWAY	0- 1	0- 4	0- 1			
0- 0	0- 0	0- 0	NEUTRAL	0- 0	0- 0	0- 0			
3- 2	0- 0	0- 0	CONFERENCE	0- 0	3- 2	3- 2			
1- 1	0- 0	0- 0	HOME	0- 0	1- 1	1- 1			
2- 1	0- 0	0- 0	AWAY	0- 0	2- 1	2- 1			
0- 0	0- 0	0- 0	NEUTRAL	0- 0	0- 0	0- 0			

RPI 1-25				RPI 26-50				RPI 51-100				RPI 101+ Team's RPI: 228			
RPI	S	Opponent	Score	RPI	S	Opponent	Score	RPI	S	Opponent	Score	RPI	S	Opponent	Score
21	A	Georgia	47 87	32	A	Maryland	49 111	80	A	Mercer	44 70	134	H	William & Mary	71 83
								87	H	Brown	81 85	139	A	Georgetown	41 93
												141	A	Cincinnati	53 87
												196	A	Siena	61 72
												211	H	Bethune-Cookman	55 59
												270	H	St. Francis Brooklyn	72 69
												275	H	Campbell	63 61
												278	H	FIU	69 62
												291	H	Fairleigh Dickinson	68 65
												318	A	Vermont	65 88
												327	H	N.C. Central	69 54
												329	A	Florida A&M	59 74
												333	A	South Carolina St.	68 58
												346	A	Savannah St.	87 59

LAST 12 Division I GAMES:															
327	H	N.C. Central	69 54	275	H	Campbell	63 61								
346	A	Savannah St.	87 59	80	A	Mercer	44 70								
333	A	South Carolina St.	68 58	21	A	Georgia	47 87								
211	H	Bethune-Cookman	55 59	141	A	Cincinnati	53 87								
329	A	Florida A&M	59 74	270	H	St. Francis Brooklyn	72 69								
87	H	Brown	81 85	278	H	FIU	69 62								

Howard

Howard

Non-Div I Games:

Howard

Loss, **Non-Conf**, **S Site**, **H Home** **A Away** **N Neutral**

Average RPI Win:	219	WON-LOST	WINNING	LAST 10	STRENGTH OF	OPP. STRENGTH	TEAM	ADJ.	CONF.	ADJ CONF.
Average RPI Loss:	57	RECORD	PCT. RANK	GAMES	SCHEDULE	OF SCHEDULE	RPI	RPI	RPI	RPI
DIV. I ONLY	13- 4	45	8- 2	287	77	96	96	11	11	
DIV. I NON-CONF.	7- 3	74	3- 2	279	38	103	103	12	12	

TOTALS	RPI 1-25	RPI 26-50	W-L RECORDS	RPI 51-100	RPI 101-999	RPI 201+				
13- 4	0- 1	0- 1	OVERALL	2- 1	11- 1	7- 0				
3- 2	0- 1	0- 0	HOME	0- 0	3- 1	2- 0				
9- 2	0- 0	0- 1	AWAY	1- 1	8- 0	5- 0				
1- 0	0- 0	0- 0	NEUTRAL	1- 0	0- 0	0- 0				
7- 3	0- 0	0- 1	NON-CONFERENCE	2- 1	5- 1	3- 0				
1- 1	0- 0	0- 0	HOME	0- 0	1- 1	1- 0				
5- 2	0- 0	0- 1	AWAY	1- 1	4- 0	2- 0				
1- 0	0- 0	0- 0	NEUTRAL	1- 0	0- 0	0- 0				
6- 1	0- 1	0- 0	CONFERENCE	0- 0	6- 0	4- 0				
2- 1	0- 1	0- 0	HOME	0- 0	2- 0	1- 0				
4- 0	0- 0	0- 0	AWAY	0- 0	4- 0	3- 0				
0- 0	0- 0	0- 0	NEUTRAL	0- 0	0- 0	0- 0				

RPI	S	Opponent	Score	RPI	S	Opponent	Score	RPI	S	Opponent	Score	RPI	S	Opponent	Score
15	H	Green Bay	34 60	28	A	DePaul	71 85	54	A	UCF	59 63	129	H	Miami (OH)	83 96
								67	N	Wyoming	65 59	133	A	Cleveland St.	77 64
								79	A	Ohio	76 52	155	H	Oakland	80 64
												169	A	Memphis	80 57
												194	A	UNI	54 48
												237	A	Youngstown St.	65 43
												256	A	Northern Ky.	71 35
												284	H	Detroit Mercy	90 62
												292	H	Indiana St.	86 57
												321	A	Ill. -Chicago	82 46
												325	A	Tennessee Tech	68 54
												334	A	Ga. Southern	72 52
LAST 12 Division I GAMES:															
256	A	Northern Ky.	71 35	321	A	Ill. -Chicago	82 46								
15	H	Green Bay	34 60	28	A	DePaul	71 85								
155	H	Oakland	80 64	334	A	Ga. Southern	72 52								
284	H	Detroit Mercy	90 62	325	A	Tennessee Tech	68 54								
237	A	Youngstown St.	65 43	129	H	Miami (OH)	83 96								
133	A	Cleveland St.	77 64	79	A	Ohio	76 52								

Non-Div I Games: Georgetown (KY) 85 52

IUPUI

Average RPI Win:	232	WON-LOST	WINNING	LAST 10	STRENGTH OF	OPP. STRENGTH	TEAM	ADJ.	CONF.	ADJ CONF.
Average RPI Loss:	127	RECORD	PCT. RANK	GAMES	SCHEDULE	OF SCHEDULE	RPI	RPI	RPI	RPI
DIV. I ONLY	7- 10	224	4- 5	185	115	215	215	19	19	
DIV. I NON-CONF.	3- 7	254	1- 3	63	115	176	176	16	16	

TOTALS	RPI 1-25	RPI 26-50	W-L RECORDS	RPI 51-100	RPI 101-999	RPI 201+				
7- 10	0- 1	0- 2	OVERALL	0- 2	7- 5	4- 4				
4- 4	0- 0	0- 1	HOME	0- 1	4- 2	3- 1				
3- 5	0- 0	0- 0	AWAY	0- 0	3- 0	1- 0				
0- 1	0- 0	0- 0	NEUTRAL	0- 1	0- 0	0- 0				
3- 7	0- 1	0- 1	NON-CONFERENCE	0- 2	3- 3	2- 2				
1- 3	0- 0	0- 0	HOME	0- 1	1- 2	1- 1				
2- 3	0- 1	0- 1	AWAY	0- 0	2- 1	1- 1				
0- 1	0- 0	0- 0	NEUTRAL	0- 1	0- 0	0- 0				
4- 3	0- 0	0- 1	CONFERENCE	0- 0	4- 2	2- 2				
3- 1	0- 0	0- 1	HOME	0- 0	3- 0	2- 0				
1- 2	0- 0	0- 0	AWAY	0- 0	1- 2	0- 2				
0- 0	0- 0	0- 0	NEUTRAL	0- 0	0- 0	0- 0				

RPI 1-25				RPI 26-50				RPI 51-100				RPI 101+ Team's RPI: 215			
RPI	S	Opponent	Score	RPI	S	Opponent	Score	RPI	S	Opponent	Score	RPI	S	Opponent	Score
6	A	Ohio St.	56 99	33	A	Arizona St.	33 77	67	H	Wyoming	64 70	138	A	Portland St.	101 90
				39	H	Northern Colo.	72 78	70	N	TCU	76 86	140	H	Washington	69 81
												142	H	North Dakota	80 75
												181	A	Colorado St.	83 69
												207	A	Eastern Wash.	64 71
												210	H	Seattle U	60 68
												224	A	CSUN	80 75
												229	A	Abilene Christian	72 82
												272	A	Sacramento St.	64 79
												303	H	Southern Utah	74 51
												310	H	Cal St. Fullerton	80 60
												324	H	Northern Ariz.	83 68
LAST 12 Division I GAMES:															
324	H	Northern Ariz.	83 68	142	H	North Dakota	80 75	33	A	Arizona St.	33 77	210	H	Seattle U	60 68
303	H	Southern Utah	74 51	67	H	Wyoming	64 70	310	H	Cal St. Fullerton	80 60	69	H	Washington	69 81
207	A	Eastern Wash.	64 71	140	H	Washington	69 81								
138	A	Portland St.	101 90												
272	A	Sacramento St.	64 79												
39	H	Northern Colo.	72 78												

Non-Div I Games: Eastern Ore. 84 70

Idaho

Average RPI Win:	225	WON-LOST	WINNING	LAST 10	STRENGTH OF	OPP. STRENGTH	TEAM	ADJ.	CONF.	ADJ CONF.
Average RPI Loss:	135	RECORD	PCT. RANK	GAMES	SCHEDULE	OF SCHEDULE	RPI	RPI	RPI	RPI
DIV. I ONLY	10- 6	104	6- 3	297	123	144	144	19	19	
DIV. I NON-CONF.	6- 3	87	2- 2	280	106	94	94	16	16	

TOTALS	RPI 1-25	RPI 26-50	W-L RECORDS	RPI 51-100	RPI 101-999	RPI 201+				
10- 6	0- 0	0- 1	OVERALL	0- 2	10- 3	6- 2				
2- 2	0- 0	0- 1	HOME	0- 0	2- 1	1- 0				
8- 4	0- 0	0- 0	AWAY	0- 0	8- 0	5- 0				
0- 0	0- 0	0- 0	NEUTRAL	0- 0	0- 0	0- 0				
6- 3	0- 0	0- 0	NON-CONFERENCE	0- 2	6- 1	4- 1				
1- 0	0- 0	0- 0	HOME	0- 0	1- 0	1- 0				
5- 3	0- 0	0- 0	AWAY	0- 2	5- 1	3- 1				
0- 0	0- 0	0- 0	NEUTRAL	0- 0	0- 0	0- 0				
4- 3	0- 0	0- 1	CONFERENCE	0- 0	4- 2	2- 1				
1- 2	0- 0	0- 1	HOME	0- 0	1- 1	0- 0				
3- 1	0- 0	0- 0	AWAY	0- 0	3- 1	2- 1				
0- 0	0- 0	0- 0	NEUTRAL	0- 0	0- 0	0- 0				

RPI 1-25				RPI 26-50				RPI 51-100				RPI 101+				Team's RPI: 144
RPI	S	Opponent	Score	RPI	S	Opponent	Score	RPI	S	Opponent	Score	RPI	S	Opponent	Score	
				39	H	Northern Colo.	57 63	51	A	Washington St.	55 72	138	A	Portland St.	88 59	
								67	A	Wyoming	53 61	140	A	Washington	79 59	
												142	H	North Dakota	57 46	
												148	H	Weber St.	70 76	
												190	A	UC Irvine	78 72	
												202	A	Pepperdine	74 80	
												210	A	Seattle U	74 69	
												238	A	Hawaii	64 62	
												272	A	Sacramento St.	85 71	
												290	H	Utah St.	64 44	
												302	A	Utah Valley	70 58	
												303	A	Southern Utah	70 76	
												324	A	Northern Ariz.	75 55	

LAST 12 Division I GAMES:																
				272	A	Sacramento St.	85 71	148	H	Weber St.	70 76					
				138	A	Portland St.	88 59	302	A	Utah Valley	70 58					
				39	H	Northern Colo.	57 63	238	A	Hawaii	64 62					
				142	H	North Dakota	57 46	67	A	Wyoming	53 61					
				324	A	Northern Ariz.	75 55	51	A	Washington St.	55 72					
				303	A	Southern Utah	70 76	290	H	Utah St.	64 44					

Non-Div I Games: Westminster (UT) 83 45 Col. of Idaho 89 32

Idaho St.

Average RPI Win:	271	WON-LOST	WINNING	LAST 10	STRENGTH OF	OPP. STRENGTH	TEAM	ADJ.	CONF.	ADJ CONF.
Average RPI Loss:	196	RECORD	PCT. RANK	GAMES	SCHEDULE	OF SCHEDULE	RPI	RPI	RPI	RPI
DIV. I ONLY	5- 11	275	2- 8	315	309	321	321	11	11	
DIV. I NON-CONF.	5- 4	146	3- 1	344	342	316	316	12	12	

TOTALS	RPI 1-25	RPI 26-50	W-L RECORDS	RPI 51-100	RPI 101-999	RPI 201+				
5- 11	0- 0	0- 0	OVERALL	0- 3	5- 8	4- 6				
4- 6	0- 0	0- 0	HOME	0- 2	4- 4	3- 3				
1- 5	0- 0	0- 0	AWAY	0- 1	1- 4	1- 3				
0- 0	0- 0	0- 0	NEUTRAL	0- 0	0- 0	0- 0				
5- 4	0- 0	0- 0	NON-CONFERENCE	0- 0	5- 4	4- 4				
4- 2	0- 0	0- 0	HOME	0- 0	4- 2	3- 2				
1- 2	0- 0	0- 0	AWAY	0- 0	1- 2	1- 2				
0- 0	0- 0	0- 0	NEUTRAL	0- 0	0- 0	0- 0				
0- 7	0- 0	0- 0	CONFERENCE	0- 3	0- 4	0- 2				
0- 4	0- 0	0- 0	HOME	0- 2	0- 2	0- 1				
0- 3	0- 0	0- 0	AWAY	0- 1	0- 2	0- 1				
0- 0	0- 0	0- 0	NEUTRAL	0- 0	0- 0	0- 0				

RPI 1-25				RPI 26-50				RPI 51-100				RPI 101+				Team's RPI: 321	
RPI	S	Opponent	Score	RPI	S	Opponent	Score	RPI	S	Opponent	Score	RPI	S	Opponent	Score		
								90	A	Wright St.	50	60	133	A	Cleveland St.	67	70
								93	H	Milwaukee	53	76	155	H	Oakland	63	67
								96	H	IUPUI	46	82	193	H	Eastern Mich.	73	70
													216	A	Bradley	48	58
													217	H	North Texas	70	67
													237	A	Youngstown St.	63	76
													265	H	Santa Clara	36	45
													284	H	Detroit Mercy	58	61
													292	H	Indiana St.	55	46
													293	A	Loyola Chicago	55	57
													296	H	Jackson St.	63	76
													305	A	Fort Wayne	67	51
													347	H	Evansville	96	77
LAST 12 Division I GAMES:																	
								90	A	Wright St.	50	60	96	H	IUPUI	46	82
								93	H	Milwaukee	53	76	293	A	Loyola Chicago	55	57
								284	H	Detroit Mercy	58	61	217	H	North Texas	70	67
								155	H	Oakland	63	67	347	H	Evansville	96	77
								133	A	Cleveland St.	67	70	193	H	Eastern Mich.	73	70
								237	A	Youngstown St.	63	76	216	A	Bradley	48	58

Non-Div I Games: Bethel (IN) 66 46 Ind.-Northwest 74 56

Average RPI Win:	245	WON-LOST	WINNING	LAST 10	STRENGTH OF	OPP. STRENGTH	TEAM	ADJ.	CONF.	ADJ CONF.
Average RPI Loss:	57	RECORD	PCT. RANK	GAMES	SCHEDULE	OF SCHEDULE	RPI	RPI	RPI	RPI
DIV. I ONLY	9- 12	220	2- 8	74	80	161	161	4	4	
DIV. I NON-CONF.	9- 5	99	4- 1	216	142	135	135	4	4	

TOTALS	RPI 1-25	RPI 26-50	W-L RECORDS	RPI 51-100	RPI 101-999	RPI 201+				
9- 12	0- 2	0- 5	OVERALL	0- 3	9- 2	6- 0				
6- 6	0- 0	0- 2	HOME	0- 2	6- 2	6- 0				
1- 6	0- 2	0- 3	AWAY	0- 1	1- 0	0- 0				
2- 0	0- 0	0- 0	NEUTRAL	0- 0	2- 0	0- 0				
9- 5	0- 1	0- 1	NON-CONFERENCE	0- 2	9- 1	6- 0				
6- 2	0- 0	0- 0	HOME	0- 1	6- 1	6- 0				
1- 3	0- 1	0- 1	AWAY	0- 1	1- 0	0- 0				
2- 0	0- 0	0- 0	NEUTRAL	0- 0	2- 0	0- 0				
0- 7	0- 1	0- 4	CONFERENCE	0- 1	0- 1	0- 0				
0- 4	0- 0	0- 2	HOME	0- 1	0- 1	0- 0				
0- 3	0- 1	0- 2	AWAY	0- 0	0- 0	0- 0				
0- 0	0- 0	0- 0	NEUTRAL	0- 0	0- 0	0- 0				

RPI 1-25				RPI 26-50				RPI 51-100				RPI 101+ Team's RPI: 161			
RPI	S	Opponent	Score	RPI	S	Opponent	Score	RPI	S	Opponent	Score	RPI	S	Opponent	Score
11	A	Rutgers	37 76	26	A	Michigan	42 86	63	H	Virginia Tech	49 96	111	H	Western Ill.	67 77
12	A	Missouri	55 72	29	H	Iowa	71 84	71	A	New Mexico	68 97	169	A	Memphis	63 47
				32	A	Maryland	65 100	75	H	Nebraska	72 80	170	H	Northwestern	59 74
				40	A	FGCU	61 85					177	N	Wichita St.	68 67
				42	H	Michigan St.	55 67					190	N	UC Irvine	65 59
												216	H	Bradley	74 62
												235	H	Austin Peay	59 47
												284	H	Detroit Mercy	73 65
												292	H	Indiana St.	81 52
												305	H	Fort Wayne	64 50
												337	H	Chicago St.	66 56

LAST 12 Division I GAMES:															
				26	A	Michigan	42 86	32	A	Maryland	65 100				
				42	H	Michigan St.	55 67	12	A	Missouri	55 72				
				75	H	Nebraska	72 80	235	H	Austin Peay	59 47				
				29	H	Iowa	71 84	284	H	Detroit Mercy	73 65				
				11	A	Rutgers	37 76	292	H	Indiana St.	81 52				
				170	H	Northwestern	59 74	169	A	Memphis	63 47				

Non-Div I Games:

Illinois

Average RPI Win:	239	WON-LOST	WINNING	LAST 10	STRENGTH OF	OPP. STRENGTH	TEAM	ADJ.	CONF.	ADJ CONF.
Average RPI Loss:	160	RECORD	PCT. RANK	GAMES	SCHEDULE	OF SCHEDULE	RPI	RPI	RPI	RPI
DIV. I ONLY	8- 9	196	5- 5	277	267	244	244	24	24	
DIV. I NON-CONF.	6- 5	153	3- 3	215	241	189	189	22	22	
TOTALS	RPI 1-25	RPI 26-50	W-L RECORDS	RPI 51-100	RPI 101-999	RPI 201+				
8- 9	0- 0	0- 0	OVERALL	0- 2	8- 7	5- 3				
5- 4	0- 0	0- 0	HOME	0- 1	5- 3	2- 1				
2- 5	0- 0	0- 0	AWAY	0- 0	2- 1	2- 1				
1- 0	0- 0	0- 0	NEUTRAL	0- 0	1- 0	1- 0				
6- 5	0- 0	0- 0	NON-CONFERENCE	0- 2	6- 3	4- 0				
4- 2	0- 0	0- 0	HOME	0- 1	4- 1	2- 0				
1- 3	0- 0	0- 0	AWAY	0- 1	1- 2	1- 0				
1- 0	0- 0	0- 0	NEUTRAL	0- 0	1- 0	1- 0				
2- 4	0- 0	0- 0	CONFERENCE	0- 0	2- 4	1- 3				
1- 2	0- 0	0- 0	HOME	0- 0	1- 2	0- 1				
1- 2	0- 0	0- 0	AWAY	0- 0	1- 2	1- 2				
0- 0	0- 0	0- 0	NEUTRAL	0- 0	0- 0	0- 0				

RPI	S	Opponent	Score	RPI	S	Opponent	Score	RPI	S	Opponent	Score	RPI	S	Opponent	Score	Team's RPI: 244
77	H	Butler	45	56	93	A	Milwaukee	59	61	104	A	George Mason	37	56		
										109	H	Missouri St.	50	56		
										133	H	Cleveland St.	47	56		
										153	H	SIUE	62	47		
										155	A	Oakland	43	64		
										172	H	Southern Ill.	49	46		
										193	H	Eastern Mich.	65	56		
										213	N	Northeastern	65	55		
										216	H	Bradley	42	62		
										247	H	UMKC	64	53		
										256	H	Northern Ky.	49	37		
										260	A	Valparaiso	50	56		
										293	A	Loyola Chicago	59	62		
										332	A	Long Beach St.	59	51		
										347	A	Evansville	67	43		
LAST 12 Division I GAMES:																
347	A	Evansville	67	43	213	N	Northeastern	65	55							
172	H	Southern Ill.	49	46	332	A	Long Beach St.	59	51							
109	H	Missouri St.	50	56	133	H	Cleveland St.	47	56							
293	A	Loyola Chicago	59	62	193	H	Eastern Mich.	65	56							
260	A	Valparaiso	50	56	93	A	Milwaukee	59	61							
216	H	Bradley	42	62	77	H	Butler	45	56							

Non-Div I Games:

Illinois St.

Average RPI Win:	296	WON-LOST	WINNING	LAST 10	STRENGTH OF	OPP. STRENGTH	TEAM	ADJ.	CONF.	ADJ CONF.
Average RPI Loss:	150	RECORD	PCT. RANK	GAMES	SCHEDULE	OF SCHEDULE	RPI	RPI	RPI	RPI

DIV. I ONLY	2- 15	325	2- 8	100	318	287	287	27	27
DIV. I NON-CONF.	0- 10	337	0- 5	23	303	277	277	26	26

TOTALS	RPI 1-25	RPI 26-50	W-L RECORDS	RPI 51-100	RPI 101-999	RPI 201+			
2- 15	0- 0	0- 2	OVERALL	0- 3	2- 10	2- 3			
1- 5	0- 0	0- 0	HOME	0- 2	1- 3	1- 2			
1- 10	0- 0	0- 0	AWAY	0- 0	1- 2	1- 0			
0- 0	0- 0	0- 0	NEUTRAL	0- 0	0- 0	0- 0			
0- 10	0- 0	0- 2	NON-CONFERENCE	0- 2	0- 6	0- 2			
0- 3	0- 0	0- 0	HOME	0- 1	0- 2	0- 1			
0- 7	0- 0	0- 2	AWAY	0- 1	0- 4	0- 1			
0- 0	0- 0	0- 0	NEUTRAL	0- 0	0- 0	0- 0			
2- 5	0- 0	0- 0	CONFERENCE	0- 1	2- 4	2- 1			
1- 2	0- 0	0- 0	HOME	0- 1	1- 1	1- 1			
1- 3	0- 0	0- 0	AWAY	0- 0	1- 3	1- 0			
0- 0	0- 0	0- 0	NEUTRAL	0- 0	0- 0	0- 0			

RPI 1-25				RPI 26-50				RPI 51-100				RPI 101+				Team's RPI: 287	
RPI	S	Opponent	Score	RPI	S	Opponent	Score	RPI	S	Opponent	Score	RPI	S	Opponent	Score		
				37	A	Oklahoma St.	35 86	60	A	Utah	31 90	128	A	Rice	43 60		
				48	A	Houston	67 98	95	H	Central Ark.	35 57	135	A	SFA	49 60		
								98	H	South Dakota	51 81	148	A	Weber St.	55 79		
												152	A	Lamar University	54 77		
												163	H	Texas St.	33 74		
												180	A	UT Arlington	48 61		
												185	A	New Orleans	50 52		
												232	A	Texas Tech	54 80		
												253	H	Nicholls St.	64 62		
												294	H	McNeese	57 66		
												299	H	Massachusetts	45 64		
												339	A	Sam Houston St.	56 49		
LAST 12 Division I GAMES:																	
				185	A	New Orleans	50 52	294	H	McNeese	57 66						
				152	A	Lamar University	54 77	232	A	Texas Tech	54 80						
				135	A	SFA	49 60	48	A	Houston	67 98						
				95	H	Central Ark.	35 57	128	A	Rice	43 60						
				339	A	Sam Houston St.	56 49	98	H	South Dakota	51 81						
				253	H	Nicholls St.	64 62	299	H	Massachusetts	45 64						

Non-Div I Games: Mary Hardin-Baylor 76 58

Incarnate Word

Average RPI Win:	138	WON-LOST	WINNING	LAST 10	STRENGTH OF	OPP. STRENGTH	TEAM	ADJ.	CONF.	ADJ CONF.
Average RPI Loss:	43	RECORD	PCT. RANK	GAMES	SCHEDULE	OF SCHEDULE	RPI	RPI	RPI	RPI
DIV. I ONLY	9- 12	220	3- 7	4	29	68	68	4	4	
DIV. I NON-CONF.	7- 6	165	2- 2	16	68	69	69	4	4	

TOTALS	RPI 1-25	RPI 26-50	W-L RECORDS	RPI 51-100	RPI 101-999	RPI 201+				
9- 12	0- 4	2- 4	OVERALL	2- 3	5- 1	4- 0				
5- 5	0- 2	1- 1	HOME	1- 1	3- 1	3- 0				
3- 5	0- 1	1- 2	AWAY	0- 2	2- 0	1- 0				
1- 2	0- 1	0- 1	NEUTRAL	1- 0	0- 0	0- 0				
7- 6	0- 2	0- 1	NON-CONFERENCE	2- 2	5- 1	4- 0				
4- 3	0- 1	0- 0	HOME	1- 1	3- 1	3- 0				
2- 1	0- 0	0- 0	AWAY	0- 1	2- 0	1- 0				
1- 2	0- 1	0- 1	NEUTRAL	1- 0	0- 0	0- 0				
2- 6	0- 2	2- 3	CONFERENCE	0- 1	0- 0	0- 0				
1- 2	0- 1	1- 1	HOME	0- 0	0- 0	0- 0				
1- 4	0- 1	1- 2	AWAY	0- 1	0- 0	0- 0				
0- 0	0- 0	0- 0	NEUTRAL	0- 0	0- 0	0- 0				

RPI 1-25				RPI 26-50				RPI 51-100 Team's RPI: 68				RPI 101+			
RPI	S	Opponent	Score	RPI	S	Opponent	Score	RPI	S	Opponent	Score	RPI	S	Opponent	Score
4	H	Louisville	59 72	26	A	Michigan	79 84	52	H	Western Ky.	73 71	107	H	Auburn	53 65
6	A	Ohio St.	70 85	32	A	Maryland	70 74	66	A	Saint Mary's (CA)	82 88	121	A	Yale	72 68
6	H	Ohio St.	62 77	41	N	Virginia	72 82	78	A	Penn St.	74 77	209	H	Arkansas St.	93 51
12	N	Missouri	55 75	42	A	Michigan St.	69 65	86	N	UAB	71 63	214	H	Southern U.	64 49
				42	H	Michigan St.	46 68	94	H	Chattanooga	61 64	217	H	North Texas	68 63
				45	H	Purdue	72 54					256	A	Northern Ky.	67 56
LAST 12 Division I GAMES:															
				42	A	Michigan St.	69 65	6	A	Ohio St.	70 85				
				32	A	Maryland	70 74	42	H	Michigan St.	46 68				
				6	H	Ohio St.	62 77	121	A	Yale	72 68				
				26	A	Michigan	79 84	41	N	Virginia	72 82				
				45	H	Purdue	72 54	12	N	Missouri	55 75				
				78	A	Penn St.	74 77	256	A	Northern Ky.	67 56				

Non-Div I Games:

Indiana

Average RPI Win:	270	WON-LOST	WINNING	LAST 10	STRENGTH OF	OPP. STRENGTH	TEAM	ADJ.	CONF.	ADJ CONF.
Average RPI Loss:	141	RECORD	PCT. RANK	GAMES	SCHEDULE	OF SCHEDULE	RPI	RPI	RPI	RPI
DIV. I ONLY	3- 13	305	2- 8	151	193	292	292	24	24	
DIV. I NON-CONF.	1- 9	318	0- 5	83	199	276	276	22	22	

TOTALS	RPI 1-25	RPI 26-50	W-L RECORDS	RPI 51-100	RPI 101-999	RPI 201+				
3- 13	0- 0	0- 1	OVERALL	0- 3	3- 9	3- 1				
2- 7	0- 0	0- 1	HOME	0- 1	2- 5	2- 0				
0- 5	0- 0	0- 0	AWAY	0- 1	0- 4	0- 1				
1- 1	0- 0	0- 0	NEUTRAL	0- 1	1- 0	1- 0				
1- 9	0- 0	0- 1	NON-CONFERENCE	0- 3	1- 5	1- 1				
0- 5	0- 0	0- 1	HOME	0- 1	0- 3	0- 0				
0- 3	0- 0	0- 0	AWAY	0- 1	0- 2	0- 1				
1- 1	0- 0	0- 0	NEUTRAL	0- 1	1- 0	1- 0				
2- 4	0- 0	0- 0	CONFERENCE	0- 0	2- 4	2- 0				
2- 2	0- 0	0- 0	HOME	0- 0	2- 2	2- 0				
0- 2	0- 0	0- 0	AWAY	0- 0	0- 2	0- 0				
0- 0	0- 0	0- 0	NEUTRAL	0- 0	0- 0	0- 0				

RPI 1-25				RPI 26-50				RPI 51-100				RPI 101+ Team's RPI: 292			
RPI	S	Opponent	Score	RPI	S	Opponent	Score	RPI	S	Opponent	Score	RPI	S	Opponent	Score
				38	H	Central Mich.	67 77	77	H	Butler	51 60	109	H	Missouri St.	63 77
								96	A	IUPUI	57 86	116	H	Saint Louis	59 60
								98	N	South Dakota	59 71	120	A	Drake	64 85
												129	H	Miami (OH)	56 68
												161	A	Illinois	52 81
												172	H	Southern Ill.	45 64
												194	A	UNI	53 59
												201	H	Fla. Atlantic	58 66
												216	H	Bradley	65 50
												248	N	Montana	57 45
												321	A	Ill. -Chicago	46 55
												347	H	Evansville	56 48
LAST 12 Division I GAMES:															
216	H	Bradley	65 50	77	H	Butler	51 60	129	H	Miami (OH)	56 68				
194	A	UNI	53 59	38	H	Central Mich.	67 77	96	A	IUPUI	57 86				
120	A	Drake	64 85	161	A	Illinois	52 81	321	A	Ill. -Chicago	46 55				
347	H	Evansville	56 48	98	N	South Dakota	59 71								
172	H	Southern Ill.	45 64												
109	H	Missouri St.	63 77												

Non-Div I Games: Missouri S&T 84 51

Indiana St.

Average RPI Win:	0	WON-LOST	WINNING	LAST 10	STRENGTH OF	OPP. STRENGTH	TEAM	ADJ.	CONF.	ADJ CONF.
Average RPI Loss:	179	RECORD	PCT. RANK	GAMES	SCHEDULE	OF SCHEDULE	RPI	RPI	RPI	RPI
DIV. I ONLY	0- 18	345	0- 10	170	272	331	331	25	25	
DIV. I NON-CONF.	0- 11	337	0- 5	80	297	310	310	25	25	

TOTALS	RPI 1-25	RPI 26-50	W-L RECORDS	RPI 51-100	RPI 101-999	RPI 201+				
0- 18	0- 0	0- 1	OVERALL	0- 3	0- 14	0- 6				
0- 9	0- 0	0- 1	HOME	0- 1	0- 7	0- 2				
0- 9	0- 0	0- 0	AWAY	0- 2	0- 7	0- 4				
0- 0	0- 0	0- 0	NEUTRAL	0- 0	0- 0	0- 0				
0- 11	0- 0	0- 1	NON-CONFERENCE	0- 2	0- 8	0- 3				
0- 5	0- 0	0- 1	HOME	0- 0	0- 4	0- 0				
0- 6	0- 0	0- 0	AWAY	0- 2	0- 4	0- 3				
0- 0	0- 0	0- 0	NEUTRAL	0- 0	0- 0	0- 0				
0- 7	0- 0	0- 0	CONFERENCE	0- 1	0- 6	0- 3				
0- 4	0- 0	0- 0	HOME	0- 1	0- 3	0- 2				
0- 3	0- 0	0- 0	AWAY	0- 0	0- 3	0- 1				
0- 0	0- 0	0- 0	NEUTRAL	0- 0	0- 0	0- 0				

RPI	S	Opponent	Score	RPI	S	Opponent	Score	RPI	S	Opponent	Score	RPI	S	Opponent	Score
49	H	Toledo	57 74	53	H	Quinnipiac	38 74	73	A	Duquesne	59 80	115	H	Kansas	58 72
				76	A	Fordham	48 78	125	A	Jacksonville	62 71	171	H	Temple	54 59
								182	H	Bucknell	53 60	196	A	Siena	51 64
								196	H	Siena	48 70	197	A	Niagara	59 73
								200	H	Hofstra	43 68	218	A	Stony Brook	46 63
								233	A	Manhattan	63 67	270	A	St. Francis Brooklyn	63 72
								280	H	Monmouth	56 62	283	A	Arizona	58 71
								301	H	Canisius	49 53				
LAST 12 Division I GAMES:															
196	H	Siena	48 70	197	A	Niagara	59 73	115	H	Kansas	58 72	270	A	St. Francis Brooklyn	63 72
233	A	Manhattan	63 67	218	A	Stony Brook	46 63	76	A	Fordham	48 78	200	H	Hofstra	43 68
280	H	Monmouth	56 62	76	A	Fordham	48 78								
53	H	Quinnipiac	38 74												
196	A	Siena	51 64												
301	H	Canisius	49 53												

Non-Div I Games:

Iona

Average RPI Win:	151	WON-LOST	WINNING	LAST 10	STRENGTH OF	OPP. STRENGTH	TEAM	ADJ.	CONF.	ADJ CONF.
Average RPI Loss:	39	RECORD	PCT. RANK	GAMES	SCHEDULE	OF SCHEDULE	RPI	RPI	RPI	RPI
DIV. I ONLY	15- 4	33	7- 3	40	63	29	29	4	4	
DIV. I NON-CONF.	12- 1	6	5- 1	84	100	24	24	4	4	

TOTALS	RPI 1-25	RPI 26-50	W-L RECORDS	RPI 51-100	RPI 101-999	RPI 201+				
15- 4	0- 1	1- 2	OVERALL	4- 1	10- 0	2- 0				
8- 2	0- 1	1- 1	HOME	3- 0	4- 0	1- 0				
4- 2	0- 0	0- 1	AWAY	0- 1	4- 0	0- 0				
3- 0	0- 0	0- 0	NEUTRAL	1- 0	2- 0	1- 0				
12- 1	0- 1	0- 0	NON-CONFERENCE	4- 0	8- 0	2- 0				
7- 1	0- 1	0- 0	HOME	3- 0	4- 0	1- 0				
2- 0	0- 0	0- 0	AWAY	0- 0	2- 0	0- 0				
3- 0	0- 0	0- 0	NEUTRAL	1- 0	2- 0	1- 0				
3- 3	0- 0	1- 2	CONFERENCE	0- 1	2- 0	0- 0				
1- 1	0- 0	1- 1	HOME	0- 0	0- 0	0- 0				
2- 2	0- 0	0- 1	AWAY	0- 1	2- 0	0- 0				
0- 0	0- 0	0- 0	NEUTRAL	0- 0	0- 0	0- 0				

RPI	S	Opponent	Score	RPI	S	Opponent	Score	Team's RPI: 29	RPI	S	Opponent	Score	RPI	S	Opponent	Score
5	H	Florida St.	93 94	26	H	Michigan	82 72		52	H	Western Ky.	104 97	120	H	Drake	79 66
				32	A	Maryland	64 80		53	H	Quinnipiac	83 67	146	H	Northern Ill.	105 80
				45	H	Purdue	70 76		75	A	Nebraska	65 74	158	A	Iowa St.	61 55
									84	N	Elon	74 61	161	A	Illinois	84 71
									91	H	Western Mich.	79 56	178	H	Samford	80 59
													189	A	Wisconsin	56 46
													192	N	Charlotte	77 64
													194	A	UNI	71 47
													276	N	Morgan St.	90 46
													341	H	Ark.-Pine Bluff	85 45

LAST 12 Division I GAMES:																
				75	A	Nebraska	65 74		120	H	Drake	79 66				
				45	H	Purdue	70 76		194	A	UNI	71 47				
				161	A	Illinois	84 71		341	H	Ark.-Pine Bluff	85 45				
				32	A	Maryland	64 80		158	A	Iowa St.	61 55				
				26	H	Michigan	82 72		178	H	Samford	80 59				
				189	A	Wisconsin	56 46		5	H	Florida St.	93 94				

Non-Div I Games:

Iowa

Average RPI Win:	201	WON-LOST	WINNING	LAST 10	STRENGTH OF	OPP. STRENGTH	TEAM	ADJ.	CONF.	ADJ CONF.
Average RPI Loss:	64	RECORD	PCT. RANK	GAMES	SCHEDULE	OF SCHEDULE	RPI	RPI	RPI	RPI
DIV. I ONLY	8- 11	222	4- 6	63	44	158	158	5	5	
DIV. I NON-CONF.	6- 5	153	3- 1	223	108	190	190	6	6	

TOTALS	RPI 1-25	RPI 26-50	W-L RECORDS	RPI 51-100	RPI 101-999	RPI 201+				
8- 11	0- 2	0- 5	OVERALL	1- 1	7- 3	5- 0				
6- 5	0- 1	0- 3	HOME	1- 1	5- 0	4- 0				
1- 5	0- 1	0- 1	AWAY	0- 0	1- 3	1- 0				
1- 1	0- 0	0- 1	NEUTRAL	0- 0	1- 0	0- 0				
6- 5	0- 0	0- 2	NON-CONFERENCE	1- 0	5- 3	4- 0				
5- 1	0- 0	0- 1	HOME	1- 0	4- 0	4- 0				
0- 3	0- 0	0- 0	AWAY	0- 0	0- 3	0- 0				
1- 1	0- 0	0- 1	NEUTRAL	0- 0	1- 0	0- 0				
2- 6	0- 2	0- 3	CONFERENCE	0- 1	2- 0	1- 0				
1- 4	0- 1	0- 2	HOME	0- 1	1- 0	0- 0				
1- 2	0- 1	0- 1	AWAY	0- 0	1- 0	1- 0				
0- 0	0- 0	0- 0	NEUTRAL	0- 0	0- 0	0- 0				

RPI 1-25				RPI 26-50				RPI 51-100				RPI 101+				Team's RPI: 158
RPI	S	Opponent	Score	RPI	S	Opponent	Score	RPI	S	Opponent	Score	RPI	S	Opponent	Score	
14	A	Bayl or	49 89	29	H	Iowa	55 61	69	H	Kansas St.	60 67	110	N	Tulane	67 64	
14	H	Bayl or	50 79	34	A	West Vi rgi ni a	49 57	98	H	South Dakota	81 76	115	H	Kansas	71 69	
				34	H	West Vi rgi ni a	59 69					120	A	Drake	80 83	
				35	H	Okl ahoma	69 74					126	A	Vanderbi l t	74 77	
				38	N	Central Mi ch.	60 81					194	A	UNI	53 57	
												227	H	UC Ri versi de	89 66	
												232	A	Texas Tech	66 54	
												247	H	UMKC	61 45	
												253	H	Ni chol l s St.	75 47	
												327	H	N. C. Central	99 58	

LAST 12 Di vi si on I GAMES:																
				34	H	West Vi rgi ni a	59 69	35	H	Okl ahoma	69 74					
				14	H	Bayl or	50 79	115	H	Kansas	71 69					
				232	A	Texas Tech	66 54	253	H	Ni chol l s St.	75 47					
				69	H	Kansas St.	60 67	227	H	UC Ri versi de	89 66					
				34	A	West Vi rgi ni a	49 57	327	H	N. C. Central	99 58					
				14	A	Bayl or	49 89	29	H	Iowa	55 61					

Non-Di v I Games:

Iowa St.

Average RPI Win:	297	WON-LOST	WINNING	LAST 10	STRENGTH OF	OPP. STRENGTH	TEAM	ADJ.	CONF.	ADJ CONF.
Average RPI Loss:	245	RECORD	PCT. RANK	GAMES	SCHEDULE	OF SCHEDULE	RPI	RPI	RPI	RPI
DIV. I ONLY	7- 5	126	5- 4	349	337	296	296	32	32	
DIV. I NON-CONF.	2- 3	214	0- 3	349	290	344	344	32	32	

TOTALS	RPI 1-25	RPI 26-50	W-L RECORDS	RPI 51-100	RPI 101-999	RPI 201+				
7- 5	0- 0	0- 0	OVERALL	0- 0	7- 5	7- 4				
4- 2	0- 0	0- 0	HOME	0- 0	4- 2	4- 2				
3- 3	0- 0	0- 0	AWAY	0- 0	3- 0	3- 0				
0- 0	0- 0	0- 0	NEUTRAL	0- 0	0- 0	0- 0				
2- 3	0- 0	0- 0	NON-CONFERENCE	0- 0	2- 3	2- 2				
0- 1	0- 0	0- 0	HOME	0- 0	0- 1	0- 1				
2- 2	0- 0	0- 0	AWAY	0- 0	2- 2	2- 1				
0- 0	0- 0	0- 0	NEUTRAL	0- 0	0- 0	0- 0				
5- 2	0- 0	0- 0	CONFERENCE	0- 0	5- 2	5- 2				
4- 1	0- 0	0- 0	HOME	0- 0	4- 1	4- 1				
1- 1	0- 0	0- 0	AWAY	0- 0	1- 1	1- 1				
0- 0	0- 0	0- 0	NEUTRAL	0- 0	0- 0	0- 0				

RPI 1-25				RPI 26-50				RPI 51-100				RPI 101+				Team's RPI: 296	
RPI	S	Opponent	Score	RPI	S	Opponent	Score	RPI	S	Opponent	Score	RPI	S	Opponent	Score		
												169	A	Memphi s	53	64	
												214	A	Southern U.	76	86	
												251	H	Texas Southern	74	77	
												253	H	Nicholl s St.	64	90	
												254	H	Grambl ing	82	70	
												279	A	Al corn	74	51	
												282	H	Al abama A&M	59	43	
												295	H	Prai rie Vi ew	70	61	
												308	H	Al abama St.	70	61	
												321	A	Ill . -Chi cago	76	63	
												337	A	Chi cago St.	87	69	
												339	A	Sam Houston St.	68	74	
LAST 12 Division I GAMES:																	
254	H	Grambl ing	82	70	308	H	Al abama St.	70	61	169	A	Memphi s	53	64			
295	H	Prai rie Vi ew	70	61	339	A	Sam Houston St.	68	74	253	H	Nicholl s St.	64	90			
251	H	Texas Southern	74	77	254	H	Grambl ing	82	70	337	A	Chi cago St.	87	69			
214	A	Southern U.	76	86	279	A	Al corn	74	51	321	A	Ill . -Chi cago	76	63			
279	A	Al corn	74	51	282	H	Al abama A&M	59	43								

Non-Div I Games: Philander Smith 88 56 Millsaps 79 41 LSU-Shreveport 85 86 Spring Hill 77 50 Jackson St.

Average RPI Win:	260	WON-LOST	WINNING	LAST 10	STRENGTH OF	OPP. STRENGTH	TEAM	ADJ.	CONF.	ADJ CONF.
Average RPI Loss:	107	RECORD	PCT. RANK	GAMES	SCHEDULE	OF SCHEDULE	RPI	RPI	RPI	RPI
DIV. I ONLY	11- 5	74	7- 1	310	174	125	125	22	22	
DIV. I NON-CONF.	7- 5	132	4- 2	262	155	124	124	21	21	

TOTALS	RPI 1-25	RPI 26-50	W-L RECORDS	RPI 51-100	RPI 101-999	RPI 201+				
11- 5	0- 2	0- 0	OVERALL	1- 1	10- 2	10- 1				
5- 0	0- 0	0- 0	HOME	0- 0	5- 0	5- 0				
5- 5	0- 2	0- 0	AWAY	1- 1	4- 2	4- 1				
1- 0	0- 0	0- 0	NEUTRAL	0- 0	1- 0	1- 0				
7- 5	0- 2	0- 0	NON-CONFERENCE	1- 1	6- 2	6- 1				
3- 0	0- 0	0- 0	HOME	0- 0	3- 0	3- 0				
3- 5	0- 2	0- 0	AWAY	1- 1	2- 2	2- 1				
1- 0	0- 0	0- 0	NEUTRAL	0- 0	1- 0	1- 0				
4- 0	0- 0	0- 0	CONFERENCE	0- 0	4- 0	4- 0				
2- 0	0- 0	0- 0	HOME	0- 0	2- 0	2- 0				
2- 0	0- 0	0- 0	AWAY	0- 0	2- 0	2- 0				
0- 0	0- 0	0- 0	NEUTRAL	0- 0	0- 0	0- 0				

RPI 1-25				RPI 26-50				RPI 51-100				RPI 101+ Team's RPI: 125			
RPI	S	Opponent	Score	RPI	S	Opponent	Score	RPI	S	Opponent	Score	RPI	S	Opponent	Score
5	A	Florida St.	50 82					72	A	Al abama	60 75	195	A	Fl ori da	59 69
19	A	NC State	44 64					97	A	South Al a.	60 58	211	A	Bethune-Cookman	68 58
												220	A	North Florida	66 48
												243	A	Troy	88 89
												253	A	Nicholls St.	69 61
												256	N	Northern Ky.	61 49
												257	H	Lipscomb	70 48
												266	H	Kennesaw St.	84 49
												280	H	Monmouth	74 65
												331	H	Iona	71 62
												342	A	NJIT	88 58
												346	H	Savannah St.	74 46
LAST 12 Division I GAMES:															
342	A	NJIT	88 58	256	N	Northern Ky.	61 49	211	A	Bethune-Cookman	68 58	97	A	South Ala.	60 58
266	H	Kennesaw St.	84 49	243	A	Troy	88 89	195	A	Florida	59 69	220	A	North Florida	66 48
257	H	Lipscomb	70 48	195	A	Florida	59 69	280	H	Monmouth	74 65	331	H	Iona	71 62
220	A	North Florida	66 48	280	H	Monmouth	74 65	342	A	NJIT	88 58	346	H	Savannah St.	74 46
346	H	Savannah St.	74 46	5	A	Florida St.	50 82								
5	A	Florida St.	50 82												

Non-Div I Games: Flagler 79 52 Webber Int'l 64 43 Edward Waters 79 58

Jacksonville

Loss, Non-Conf, S Site, H Home A Away N Neutral

Average RPI Win:	265	WON-LOST	WINNING	LAST 10	STRENGTH OF	OPP. STRENGTH	TEAM	ADJ.	CONF.	ADJ CONF.
Average RPI Loss:	148	RECORD	PCT. RANK	GAMES	SCHEDULE	OF SCHEDULE	RPI	RPI	RPI	RPI
DIV. I ONLY	10- 7	118	6- 4	175	340	136	136	26	26	
DIV. I NON-CONF.	4- 5	202	1- 3	207	213	195	195	27	27	

TOTALS	RPI 1-25	RPI 26-50	W-L RECORDS	RPI 51-100	RPI 101-999	RPI 201+				
10- 7	0- 1	0- 0	OVERALL	0- 1	10- 5	9- 2				
6- 1	0- 1	0- 0	HOME	0- 0	6- 0	6- 0				
3- 6	0- 0	0- 0	AWAY	0- 1	3- 2	2- 0				
1- 0	0- 0	0- 0	NEUTRAL	0- 0	1- 0	1- 0				
4- 5	0- 1	0- 0	NON-CONFERENCE	0- 0	4- 4	3- 1				
2- 1	0- 1	0- 0	HOME	0- 0	2- 0	2- 0				
1- 4	0- 0	0- 0	AWAY	0- 0	1- 4	0- 1				
1- 0	0- 0	0- 0	NEUTRAL	0- 0	1- 0	1- 0				
6- 2	0- 0	0- 0	CONFERENCE	0- 1	6- 1	6- 1				
4- 0	0- 0	0- 0	HOME	0- 0	4- 0	4- 0				
2- 2	0- 0	0- 0	AWAY	0- 1	2- 1	2- 1				
0- 0	0- 0	0- 0	NEUTRAL	0- 0	0- 0	0- 0				

RPI 1-25				RPI 26-50				RPI 51-100				RPI 101+ Team's RPI: 136			
RPI	S	Opponent	Score	RPI	S	Opponent	Score	RPI	S	Opponent	Score	RPI	S	Opponent	Score
5	H	Florida St.	51 75					74	A	Bel mont	55 71	103	A	Seton Hall	54 73
												122	A	Clemson	45 53
												129	A	Miami (OH)	55 58
												185	A	New Orleans	59 54
												226	A	Morehead St.	67 65
												226	H	Morehead St.	70 64
												235	H	Austin Peay	65 47
												242	N	East Carolina	82 73
												282	H	Alabama A&M	49 33
												288	A	Eastern Ky.	44 48
												288	H	Eastern Ky.	65 51
												300	H	Murray St.	97 65
												314	A	Georgia St.	41 55
												320	H	Rhode Island	63 53
												345	A	Tennessee St.	75 56

LAST 12 Division I GAMES:															
288	A	Eastern Ky.	44 48	226	H	Morehead St.	70 64	288	H	Eastern Ky.	65 51	314	A	Georgia St.	41 55
226	A	Morehead St.	67 65	288	H	Eastern Ky.	65 51	314	A	Georgia St.	41 55	122	A	Clemson	45 53
235	H	Austin Peay	65 47	314	A	Georgia St.	41 55	122	A	Clemson	45 53	282	H	Alabama A&M	49 33
300	H	Murray St.	97 65	122	A	Clemson	45 53	282	H	Alabama A&M	49 33	129	A	Miami (OH)	55 58
74	A	Bel mont	55 71	282	H	Alabama A&M	49 33	129	A	Miami (OH)	55 58				
345	A	Tennessee St.	75 56	129	A	Miami (OH)	55 58								

Non-Div I Games: Stillman 93 38 Brewton-Parker 103 44

Jacksonville St.

Average RPI	Win: 215	WON-LOST RECORD	WINNING PCT. RANK	LAST 10 GAMES	STRENGTH OF SCHEDULE	OPP. STRENGTH OF SCHEDULE	TEAM RPI	ADJ. RPI	CONF. RPI	ADJ CONF. RPI
Average RPI	Loss: 41									
DIV. I ONLY	10- 7	118	8- 2	49	91	85	85	10	10	
DIV. I NON-CONF.	4- 7	226	3- 3	51	32	155	155	13	13	

TOTALS	RPI 1-25	RPI 26-50	W-L RECORDS	RPI 51-100	RPI 101-999	RPI 201+				
10- 7	0- 4	0- 1	OVERALL	2- 1	8- 1	6- 0				
6- 3	0- 2	0- 0	HOME	2- 0	4- 1	3- 0				
4- 3	0- 1	0- 1	AWAY	0- 1	4- 0	3- 0				
0- 1	0- 1	0- 0	NEUTRAL	0- 0	0- 0	0- 0				
4- 7	0- 4	0- 1	NON-CONFERENCE	0- 1	4- 1	3- 0				
3- 3	0- 2	0- 0	HOME	0- 0	3- 1	2- 0				
1- 3	0- 1	0- 1	AWAY	0- 1	1- 0	1- 0				
0- 1	0- 1	0- 0	NEUTRAL	0- 0	0- 0	0- 0				
6- 0	0- 0	0- 0	CONFERENCE	2- 0	4- 0	3- 0				
3- 0	0- 0	0- 0	HOME	2- 0	1- 0	1- 0				
3- 0	0- 0	0- 0	AWAY	0- 0	3- 0	2- 0				
0- 0	0- 0	0- 0	NEUTRAL	0- 0	0- 0	0- 0				

RPI 1-25				RPI 26-50				RPI 51-100				Team's RPI : 85				RPI 101+			
RPI	S	Opponent	Score	RPI	S	Opponent	Score	RPI	S	Opponent	Score	RPI	S	Opponent	Score	RPI	S	Opponent	Score
5	H	Florida St.	63 79	31	A	St. John's (NY)	64 81	57	H	Drexel	56 48	147	H	Liberty	58 47				
8	A	Tennessee	60 89					62	A	Dayton	54 82	156	H	Saint Joseph's	66 73				
11	H	Rutgers	63 76					84	H	Elon	70 67	200	A	Hofstra	55 42				
17	N	Villanova	57 60									213	A	Northeastern	60 57				
																239	A	Col. of Charleston	67 45
																285	H	Towson	69 45
																286	H	Bryant	67 36
																317	H	Wagner	68 45
																318	A	Vermont	68 56
LAST 12 Division I GAMES:																			
239	A	Col. of Charleston	67 45	286	H	Bryant	67 36	62	A	Dayton	54 82								
84	H	Elon	70 67	31	A	St. John's (NY)	64 81												
57	H	Drexel	56 48					147	H	Liberty	58 47								
285	H	Towson	69 45					5	H	Florida St.	63 79								
213	A	Northeastern	60 57					318	A	Vermont	68 56								
200	A	Hofstra	55 42																

Non-Div I Games:

James Madison

Loss,
Non-Conf,
S Site,
H Home
A Away
N Neutral

Average RPI Win:	206	WON-LOST	WINNING	LAST 10	STRENGTH OF	OPP. STRENGTH	TEAM	ADJ.	CONF.	ADJ CONF.
Average RPI Loss:	78	RECORD	PCT. RANK	GAMES	SCHEDULE	OF SCHEDULE	RPI	RPI	RPI	RPI
DIV. I ONLY	11- 8	127	3- 7	95	100	115	115	5	5	
DIV. I NON-CONF.	9- 2	34	2- 2	242	184	101	101	6	6	

TOTALS	RPI 1-25	RPI 26-50	W-L RECORDS	RPI 51-100	RPI 101-999	RPI 201+				
11- 8	0- 2	0- 2	OVERALL	2- 2	9- 2	7- 1				
9- 4	0- 1	0- 1	HOME	2- 1	7- 1	5- 1				
2- 4	0- 1	0- 1	AWAY	0- 1	2- 1	2- 0				
0- 0	0- 0	0- 0	NEUTRAL	0- 0	0- 0	0- 0				
9- 2	0- 0	0- 1	NON-CONFERENCE	1- 1	8- 0	6- 0				
8- 1	0- 0	0- 0	HOME	1- 1	7- 0	5- 0				
1- 1	0- 0	0- 1	AWAY	0- 0	1- 0	1- 0				
0- 0	0- 0	0- 0	NEUTRAL	0- 0	0- 0	0- 0				
2- 6	0- 2	0- 1	CONFERENCE	1- 1	1- 2	1- 1				
1- 3	0- 1	0- 1	HOME	1- 0	0- 1	0- 1				
1- 3	0- 1	0- 0	AWAY	0- 1	1- 1	1- 0				
0- 0	0- 0	0- 0	NEUTRAL	0- 0	0- 0	0- 0				

RPI 1-25				RPI 26-50				RPI 51-100				RPI 101+ Team's RPI: 115			
RPI	S	Opponent	Score	RPI	S	Opponent	Score	RPI	S	Opponent	Score	RPI	S	Opponent	Score
10	A	Texas	62 79	31	A	St. John's (NY)	53 65	70	A	TCU	66 76	121	H	Yale	81 75
14	H	Bayl or	48 83	34	H	West Vi rgi ni a	54 74	70	H	TCU	86 77	128	H	Ri ce	73 65
								75	H	Nebraska	49 66	158	A	Iowa St.	69 71
								82	H	Arkansas	71 60	206	H	Southeast Mo. St.	51 50
												232	A	Texas Tech	60 47
												232	H	Texas Tech	56 68
												247	H	UMKC	63 48
												251	H	Texas Southern	72 37
												275	H	Campbell I	66 48
												319	H	Del aware St.	81 49
												331	A	Iona	72 58
LAST 12 Division I GAMES:															
70	A	TCU	66 76	70	H	TCU	86 77	158	A	Iowa St.	69 71	331	A	Iona	72 58
232	H	Texas Tech	56 68	31	A	St. John's (NY)	53 65	206	H	Southeast Mo. St.	51 50				
10	A	Texas	62 79	14	H	Bayl or	48 83	75	H	Nebraska	49 66				
34	H	West Vi rgi ni a	54 74	232	A	Texas Tech	60 47								

Non-Div I Games:

Kansas

Average RPI Win:	170	WON-LOST	WINNING	LAST 10	STRENGTH OF	OPP. STRENGTH	TEAM	ADJ.	CONF.	ADJ CONF.
Average RPI Loss:	41	RECORD	PCT. RANK	GAMES	SCHEDULE	OF SCHEDULE	RPI	RPI	RPI	RPI
DIV. I ONLY	11- 8	127	4- 6	18	65	69	69	5	5	
DIV. I NON-CONF.	8- 3	65	3- 1	134	171	83	83	6	6	
<hr/>										
TOTALS	RPI 1-25	RPI 26-50	W-L RECORDS	RPI 51-100	RPI 101-999	RPI 201+				
11- 8	0- 5	2- 2	OVERALL	1- 0	8- 1	4- 0				
7- 4	0- 2	1- 1	HOME	0- 0	6- 1	3- 0				
3- 3	0- 2	1- 1	AWAY	0- 0	2- 0	1- 0				
1- 1	0- 1	0- 0	NEUTRAL	1- 0	0- 0	0- 0				
8- 3	0- 2	0- 0	NON-CONFERENCE	1- 0	7- 1	4- 0				
6- 1	0- 0	0- 0	HOME	0- 0	6- 1	3- 0				
1- 1	0- 1	0- 0	AWAY	0- 0	1- 0	1- 0				
1- 1	0- 1	0- 0	NEUTRAL	1- 0	0- 0	0- 0				
3- 5	0- 3	2- 2	CONFERENCE	0- 0	1- 0	0- 0				
1- 3	0- 2	1- 1	HOME	0- 0	0- 0	0- 0				
2- 2	0- 1	1- 1	AWAY	0- 0	1- 0	0- 0				
0- 0	0- 0	0- 0	NEUTRAL	0- 0	0- 0	0- 0				

RPI 1-25				RPI 26-50				RPI 51-100 Team's RPI: 69				RPI 101+			
RPI	S	Opponent	Score	RPI	S	Opponent	Score	RPI	S	Opponent	Score	RPI	S	Opponent	Score
9	N	UCLA	55 64	34	A	West Virginia	60 52	78	N	Penn St.	70 65	124	H	Little Rock	66 51
10	H	Texas	64 75	35	H	Oklahoma	71 76					135	H	SFA	74 49
12	A	Missouri	59 73	37	A	Oklahoma St.	68 76					158	A	Iowa St.	67 60
14	A	Baylor	50 75	37	H	Oklahoma St.	80 64					180	H	UT Arlington	70 56
14	H	Baylor	58 88									194	H	UNI	71 72
												217	A	North Texas	55 54
												240	H	Omaha	81 60
												329	H	Florida A&M	81 57
												337	H	Chicago St.	99 51
<hr/>															
LAST 12 Division I GAMES:															
				14	A	Baylor	50 75	37	A	Oklahoma St.	68 76				
				35	H	Oklahoma	71 76	14	H	Baylor	58 88				
				37	H	Oklahoma St.	80 64	194	H	UNI	71 72				
				158	A	Iowa St.	67 60	337	H	Chicago St.	99 51				
				10	H	Texas	64 75	124	H	Little Rock	66 51				
				34	A	West Virginia	60 52	180	H	UT Arlington	70 56				

Non-Div I Games:

Kansas St.

Average RPI Win:	299	WON-LOST	WINNING	LAST 10	STRENGTH OF	OPP. STRENGTH	TEAM	ADJ.	CONF.	ADJ CONF.
Average RPI Loss:	131	RECORD	PCT. RANK	GAMES	SCHEDULE	OF SCHEDULE	RPI	RPI	RPI	RPI
DIV. I ONLY	3- 11	302	2- 7	195	163	266	266	22	22	
DIV. I NON-CONF.	3- 7	254	3- 4	234	128	241	241	21	21	

TOTALS	RPI 1-25	RPI 26-50	W-L RECORDS	RPI 51-100	RPI 101-999	RPI 201+				
3- 11	0- 0	0- 2	OVERALL	0- 3	3- 6	3- 3				
1- 3	0- 0	0- 1	HOME	0- 0	1- 2	1- 1				
2- 6	0- 0	0- 0	AWAY	0- 2	2- 4	2- 0				
0- 2	0- 0	0- 1	NEUTRAL	0- 1	0- 0	0- 0				
3- 7	0- 0	0- 1	NON-CONFERENCE	0- 3	3- 3	3- 1				
1- 1	0- 0	0- 0	HOME	0- 0	1- 1	1- 1				
2- 4	0- 0	0- 0	AWAY	0- 2	2- 2	2- 0				
0- 2	0- 0	0- 1	NEUTRAL	0- 1	0- 0	0- 0				
0- 4	0- 0	0- 1	CONFERENCE	0- 0	0- 3	0- 2				
0- 2	0- 0	0- 1	HOME	0- 0	0- 1	0- 1				
0- 2	0- 0	0- 0	AWAY	0- 0	0- 2	0- 1				
0- 0	0- 0	0- 0	NEUTRAL	0- 0	0- 0	0- 0				

RPI	S	Opponent	Score	RPI	S	Opponent	Score	RPI	S	Opponent	Score	RPI	S	Opponent	Score
32	N	Maryl and	89	58	A	Georgi a Tech	86	122	A	Clemson	41				
40	H	FGCU	78	83	N	Maine	75	125	A	Jacksonville	84				
				99	A	Ole Miss	92	166	A	Furman	78				
								220	A	North Florida	77				
								242	H	East Carolina	66				
								250	A	Presbyterian	51				
								257	H	Lipscomb	64				
								314	H	Georgia St.	61				
								334	A	Ga. Southern	58				
LAST 12 Division I GAMES:															
40	H	FGCU	78	314	H	Georgia St.	61								
125	A	Jacksonville	84	83	N	Maine	75								
220	A	North Florida	77	32	N	Maryl and	89								
257	H	Lipscomb	64	250	A	Presbyterian	51								
334	A	Ga. Southern	58	166	A	Furman	78								
242	H	East Carolina	66	58	A	Georgia Tech	86								

Non-Div I Games: Middle Ga. St. 81 65

Kennesaw St.

Average RPI Win:	230	WON-LOST	WINNING	LAST 10	STRENGTH OF	OPP. STRENGTH	TEAM	ADJ.	CONF.	ADJ CONF.
Average RPI Loss:	68	RECORD	PCT. RANK	GAMES	SCHEDULE	OF SCHEDULE	RPI	RPI	RPI	RPI
DIV. I ONLY	9- 10	185	3- 7	92	117	113	113	7	7	
DIV. I NON-CONF.	7- 5	132	3- 2	166	110	109	109	8	8	

TOTALS	RPI 1-25	RPI 26-50	W-L RECORDS	RPI 51-100	RPI 101-999	RPI 201+				
9- 10	0- 1	0- 4	OVERALL	0- 3	9- 2	5- 0				
2- 3	0- 0	0- 1	HOME	0- 2	2- 0	1- 0				
5- 4	0- 0	0- 0	AWAY	0- 0	5- 1	3- 0				
2- 3	0- 1	0- 1	NEUTRAL	0- 1	2- 0	1- 0				
7- 5	0- 1	0- 2	NON-CONFERENCE	0- 2	7- 0	5- 0				
1- 1	0- 0	0- 0	HOME	0- 1	1- 0	1- 0				
4- 1	0- 0	0- 1	AWAY	0- 0	4- 0	3- 0				
2- 3	0- 1	0- 1	NEUTRAL	0- 1	2- 0	1- 0				
2- 5	0- 0	0- 2	CONFERENCE	0- 1	2- 2	0- 0				
1- 2	0- 0	0- 1	HOME	0- 1	1- 0	0- 0				
1- 3	0- 0	0- 1	AWAY	0- 0	1- 2	0- 0				
0- 0	0- 0	0- 0	NEUTRAL	0- 0	0- 0	0- 0				

RPI 1-25				RPI 26-50				RPI 51-100				RPI 101+ Team's RPI: 113			
RPI	S	Opponent	Score	RPI	S	Opponent	Score	RPI	S	Opponent	Score	RPI	S	Opponent	Score
23	N	Stanford	54 79	26	A	Michigan	41 54	59	N	Gonzaga	57 77	130	A	Bowling Green	50 60
				36	H	Ball St.	58 79	90	H	Wright St.	60 72	146	A	Northern Ill.	79 81
				38	A	Central Mich.	84 88	91	H	Western Mich.	61 66	157	A	Robert Morris	46 31
				40	N	FGCU	62 80					169	N	Memphis	70 55
												193	A	Eastern Mich.	67 60
												193	H	Eastern Mich.	76 69
												237	A	Youngstown St.	55 44
												256	A	Northern Ky.	59 54
												284	H	Detroit Mercy	82 74
												288	A	Eastern Ky.	65 57
												297	N	Southeastern La.	81 60

LAST 12 Division I GAMES:															
				36	H	Ball St.	58 79	193	A	Eastern Mich.	67 60				
				130	A	Bowling Green	50 60	157	A	Robert Morris	46 31				
				38	A	Central Mich.	84 88	26	A	Michigan	41 54				
				193	H	Eastern Mich.	76 69	90	H	Wright St.	60 72				
				91	H	Western Mich.	61 66	288	A	Eastern Ky.	65 57				
				146	A	Northern Ill.	79 81	284	H	Detroit Mercy	82 74				

Non-Div I Games:

Kent St.

Average RPI Loss: 44

DIV. I ONLY	9- 10	185	1- 9	43	73	106	106	2	2
DIV. I NON-CONF.	8- 6	143	2- 5	92	153	110	110	2	2
TOTALS	RPI 1-25	RPI 26-50	W-L RECORDS	RPI 51-100	RPI 101-999	RPI 201+			
9- 10	0- 6	0- 1	OVERALL	1- 1	8- 2	6- 0			
6- 4	0- 4	0- 0	HOME	0- 0	6- 0	5- 0			
3- 6	0- 2	0- 1	AWAY	1- 1	2- 2	1- 0			
0- 0	0- 0	0- 0	NEUTRAL	0- 0	0- 0	0- 0			
8- 6	0- 3	0- 1	NON-CONFERENCE	1- 1	7- 1	6- 0			
6- 2	0- 2	0- 0	HOME	0- 0	6- 0	5- 0			
2- 4	0- 1	0- 1	AWAY	1- 1	1- 1	1- 0			
0- 0	0- 0	0- 0	NEUTRAL	0- 0	0- 0	0- 0			
1- 4	0- 3	0- 0	CONFERENCE	0- 0	1- 1	0- 0			
0- 2	0- 2	0- 0	HOME	0- 0	0- 0	0- 0			
1- 2	0- 1	0- 0	AWAY	0- 0	1- 1	0- 0			
0- 0	0- 0	0- 0	NEUTRAL	0- 0	0- 0	0- 0			

RPI 1-25				
RPI	S	Opponent	Score	
4	H	Louisville	63	87
8	H	Tennessee	49	63
14	A	Baylor	63	90
16	A	Texas A&M	70	74
21	H	Georgia	42	56
25	H	California	52	62

RPI 26-50				
RPI	S	Opponent	Score	
40	A	FGCU	64	70

RPI 51-100				
RPI	S	Opponent	Score	
51	A	Washington St.	73	68
64	A	Miami (FL)	54	65

RPI 101+					Team's RPI: 106
RPI	S	Opponent	Score		
118	A	Middle Tenn.	57	62	
126	A	Vanderbilt	55	70	
184	H	Gardner-Webb	72	34	
195	A	Florida	56	53	
226	H	Morehead St.	86	53	
248	A	Montana	71	54	
272	H	Sacramento St.	101	70	
325	H	Tennessee Tech	82	54	
330	H	Marshall	69	39	
347	H	Evansville	100	62	

LAST 12 Division I GAMES:									
126	A	Vanderbilt	55	70	25	H	California	52	62
195	A	Florida	56	53	4	H	Louisville	63	87
21	H	Georgia	42	56	64	A	Miami (FL)	54	65
16	A	Texas A&M	70	74	40	A	FGCU	64	70
8	H	Tennessee	49	63	347	H	Evansville	100	62
118	A	Middle Tenn.	57	62	325	H	Tennessee Tech	82	54

Non-Div I Games:

Kentucky

Average RPI Win:	289	WON-LOST	WINNING	LAST 10	STRENGTH OF	OPP. STRENGTH	TEAM	ADJ.	CONF.	ADJ CONF.
Average RPI Loss:	160	RECORD	PCT. RANK	GAMES	SCHEDULE	OF SCHEDULE	RPI	RPI	RPI	RPI
DIV. I ONLY	7- 10	224	4- 6	284	316	263	263	28	28	
DIV. I NON-CONF.	4- 7	226	2- 4	263	295	261	261	28	28	
<hr/>										
TOTALS	RPI 1-25	RPI 26-50	W-L RECORDS	RPI 51-100	RPI 101-999	RPI 201+				
7- 10	0- 0	0- 1	OVERALL	0- 1	7- 8	6- 3				
5- 3	0- 0	0- 1	HOME	0- 1	5- 1	4- 1				
2- 7	0- 0	0- 0	AWAY	0- 0	2- 0	2- 0				
0- 0	0- 0	0- 0	NEUTRAL	0- 0	0- 0	0- 0				
4- 7	0- 0	0- 1	NON-CONFERENCE	0- 1	4- 5	3- 2				
2- 3	0- 0	0- 1	HOME	0- 1	2- 1	1- 1				
2- 4	0- 0	0- 0	AWAY	0- 0	2- 4	2- 1				
0- 0	0- 0	0- 0	NEUTRAL	0- 0	0- 0	0- 0				
3- 3	0- 0	0- 0	CONFERENCE	0- 0	3- 3	3- 1				
3- 0	0- 0	0- 0	HOME	0- 0	3- 0	3- 0				
0- 3	0- 0	0- 0	AWAY	0- 0	0- 3	0- 1				
0- 0	0- 0	0- 0	NEUTRAL	0- 0	0- 0	0- 0				

RPI 1-25				RPI 26-50				RPI 51-100				RPI 101+ Team's RPI: 263			
RPI	S	Opponent	Score	RPI	S	Opponent	Score	RPI	S	Opponent	Score	RPI	S	Opponent	Score
				26	H	Michigan	49 86								
												104	A	George Mason	70 73
												121	A	Yale	51 62
												149	A	Saint Francis (PA)	71 101
												157	A	Robert Morris	53 60
												159	H	Lehigh	72 69
												198	A	Army West Point	37 71
												233	H	Manhattan	38 72
												241	A	Lafayette	53 69
												261	H	Mt. St. Mary's	53 48
												270	H	St. Francis Brooklyn	61 59
												286	A	Bryant	56 75
												317	H	Wagner	74 69
												336	A	UMBC	66 52
												338	H	Saint Peter's	57 46
												342	A	NJIT	67 49
LAST 12 Division I GAMES:															
				286	A	Bryant	56 75	81	H	Navy	47 79				
				261	H	Mt. St. Mary's	53 48	233	H	Manhattan	38 72				
				317	H	Wagner	74 69	159	H	Lehigh	72 69				
				149	A	Saint Francis (PA)	71 101	104	A	George Mason	70 73				
				157	A	Robert Morris	53 60	26	H	Michigan	49 86				
				270	H	St. Francis Brooklyn	61 59	342	A	NJIT	67 49				

Non-Div I Games:

LIU Brooklyn

Average RPI Win:	169	WON-LOST	WINNING	LAST 10	STRENGTH OF	OPP. STRENGTH	TEAM	ADJ.	CONF.	ADJ CONF.
Average RPI Loss:	29	RECORD	PCT. RANK	GAMES	SCHEDULE	OF SCHEDULE	RPI	RPI	RPI	RPI
DIV. I ONLY	12- 5	66	8- 2	72	34	43	43	2	2	
DIV. I NON-CONF.	8- 3	65	6- 0	177	69	58	58	2	2	

TOTALS	RPI 1-25	RPI 26-50	W-L RECORDS	RPI 51-100	RPI 101-999	RPI 201+				
12- 5	1- 3	0- 1	OVERALL	0- 1	11- 0	4- 0				
6- 1	0- 1	0- 0	HOME	0- 0	6- 0	3- 0				
5- 3	1- 1	0- 1	AWAY	0- 1	4- 0	1- 0				
1- 1	0- 1	0- 0	NEUTRAL	0- 0	1- 0	0- 0				
8- 3	0- 2	0- 1	NON-CONFERENCE	0- 0	8- 0	4- 0				
4- 0	0- 0	0- 0	HOME	0- 0	4- 0	3- 0				
3- 2	0- 1	0- 1	AWAY	0- 0	3- 0	1- 0				
1- 1	0- 1	0- 0	NEUTRAL	0- 0	1- 0	0- 0				
4- 2	1- 1	0- 0	CONFERENCE	0- 1	3- 0	0- 0				
2- 1	0- 1	0- 0	HOME	0- 0	2- 0	0- 0				
2- 1	1- 0	0- 0	AWAY	0- 1	1- 0	0- 0				
0- 0	0- 0	0- 0	NEUTRAL	0- 0	0- 0	0- 0				

RPI 1-25				RPI 26-50				Team's RPI: 43				RPI 51-100				RPI 101+			
RPI	S	Opponent	Score	RPI	S	Opponent	Score	RPI	S	Opponent	Score	RPI	S	Opponent	Score	RPI	S	Opponent	Score
3	H	Mississippi St.	70 83	39	A	Northern Colo.	50 58	72	A	Alabama	51 65	107	H	Auburn	59 56				
10	N	Texas	66 75									110	A	Tulane	73 50				
12	A	Missouri	69 65									116	N	Saint Louis	71 59				
20	A	South Fla.	55 61									117	H	Louisiana	60 45				
												124	A	Little Rock	56 37				
												126	H	Vanderbilt	85 65				
												195	A	Florida	66 59				
												232	A	Texas Tech	48 40				
												253	H	Nicholls St.	65 50				
												297	H	Southeastern La.	84 56				
												339	H	Sam Houston St.	71 58				

										LAST 12 Division I GAMES:									
107	H	Auburn	59 56	339	H	Sam Houston St.	71 58	124	A	Little Rock	56 37	117	H	Louisiana	60 45				
195	A	Florida	66 59	126	A	Vanderbilt	85 65	110	A	Tulane	73 50	232	A	Texas Tech	48 40				
72	A	Alabama	51 65	3	H	Mississippi St.	70 83	116	N	Saint Louis	71 59								
3	H	Mississippi St.	70 83	12	A	Missouri	69 65												
12	A	Missouri	69 65																
126	H	Vanderbilt	85 65																

Non-Div I Games:

LSU

Average RPI Win:	205	WON-LOST	WINNING	LAST 10	STRENGTH OF	OPP. STRENGTH	TEAM	ADJ.	CONF.	ADJ CONF.
Average RPI Loss:	143	RECORD	PCT. RANK	GAMES	SCHEDULE	OF SCHEDULE	RPI	RPI	RPI	RPI
DIV. I ONLY	6- 13	272	2- 8	94	207	205	205	13	13	
DIV. I NON-CONF.	5- 8	220	1- 5	94	215	151	151	11	11	

TOTALS	RPI 1-25	RPI 26-50	W-L RECORDS	RPI 51-100	RPI 101-999	RPI 201+				
6- 13	0- 1	0- 0	OVERALL	0- 5	6- 7	3- 4				
2- 5	0- 1	0- 0	HOME	0- 1	2- 3	1- 1				
3- 8	0- 0	0- 0	AWAY	0- 4	3- 4	2- 3				
1- 0	0- 0	0- 0	NEUTRAL	0- 0	1- 0	0- 0				
5- 8	0- 1	0- 0	NON-CONFERENCE	0- 3	5- 4	2- 2				
1- 3	0- 1	0- 0	HOME	0- 0	1- 2	0- 1				
3- 5	0- 0	0- 0	AWAY	0- 3	3- 2	2- 1				
1- 0	0- 0	0- 0	NEUTRAL	0- 0	1- 0	0- 0				
1- 5	0- 0	0- 0	CONFERENCE	0- 2	1- 3	1- 2				
1- 2	0- 0	0- 0	HOME	0- 1	1- 1	1- 0				
0- 3	0- 0	0- 0	AWAY	0- 1	0- 2	0- 2				
0- 0	0- 0	0- 0	NEUTRAL	0- 0	0- 0	0- 0				

RPI 1-25				RPI 26-50				RPI 51-100				RPI 101+ Team's RPI: 205			
RPI	S	Opponent	Score	RPI	S	Opponent	Score	RPI	S	Opponent	Score	RPI	S	Opponent	Score
17	H	Villanova	49 76					57	A	Drexel	54 79	104	H	George Mason	56 69
								62	H	Dayton	47 76	114	H	Penn	66 59
								65	A	American	48 66	159	A	Lehigh	69 61
								73	A	Duquesne	50 78	164	N	New Hampshire	59 51
								89	A	Harvard	61 70	171	H	Temple	52 69
												189	A	Wisconsin	60 71
												217	A	North Texas	44 70
												222	A	Richmond	51 77
												234	H	St. Bonaventure	66 63
												241	A	Lafayette	74 47
												269	H	Rider	55 76
												319	A	Delaware St.	71 48
												320	A	Rhode Island	63 72

LAST 12 Division I GAMES:															
320	A	Rhode Island	63 72	62	H	Dayton	47 76								
73	A	Duquesne	50 78	17	H	Villanova	49 76								
234	H	St. Bonaventure	66 63	319	A	Delaware St.	71 48								
89	A	Harvard	61 70	217	A	North Texas	44 70								
222	A	Richmond	51 77	269	H	Rider	55 76								
104	H	George Mason	56 69	189	A	Wisconsin	60 71								

Non-Div I Games:

La Salle

Average RPI Win:	304	WON-LOST	WINNING	LAST 10	STRENGTH OF	OPP. STRENGTH	TEAM	ADJ.	CONF.	ADJ CONF.
Average RPI Loss:	184	RECORD	PCT. RANK	GAMES	SCHEDULE	OF SCHEDULE	RPI	RPI	RPI	RPI
DIV. I ONLY	2- 14	321	2- 8	247	317	328	328	23	23	
DIV. I NON-CONF.	1- 8	313	1- 4	285	333	343	343	23	23	

TOTALS	RPI 1-25	RPI 26-50	W-L RECORDS	RPI 51-100	RPI 101-999	RPI 201+				
2- 14	0- 0	0- 1	OVERALL	0- 0	2- 13	2- 5				
2- 3	0- 0	0- 0	HOME	0- 0	2- 3	2- 2				
0- 11	0- 0	0- 1	AWAY	0- 0	0- 2	0- 0				
0- 0	0- 0	0- 0	NEUTRAL	0- 0	0- 0	0- 0				
1- 8	0- 0	0- 1	NON-CONFERENCE	0- 0	1- 7	1- 3				
1- 2	0- 0	0- 0	HOME	0- 0	1- 2	1- 1				
0- 6	0- 0	0- 1	AWAY	0- 0	0- 5	0- 2				
0- 0	0- 0	0- 0	NEUTRAL	0- 0	0- 0	0- 0				
1- 6	0- 0	0- 0	CONFERENCE	0- 0	1- 6	1- 2				
1- 1	0- 0	0- 0	HOME	0- 0	1- 1	1- 1				
0- 5	0- 0	0- 0	AWAY	0- 0	0- 5	0- 1				
0- 0	0- 0	0- 0	NEUTRAL	0- 0	0- 0	0- 0				

RPI 1-25				RPI 26-50				RPI 51-100				RPI 101+ Team's RPI: 328			
RPI	S	Opponent	Score	RPI	S	Opponent	Score	RPI	S	Opponent	Score	RPI	S	Opponent	Score
				37	A	Oklahoma St.	58 112					107	A	Auburn	41 67
												117	A	Louisiana	55 63
												124	A	Little Rock	37 57
												128	A	Rice	47 63
												163	A	Texas St.	52 86
												180	A	UT Arlington	61 70
												185	H	New Orleans	51 89
												191	A	Louisiana Tech	49 71
												209	A	Arkansas St.	62 76
												254	A	Grambling	52 61
												273	H	Coastal Caro.	62 56
												277	H	Appalachian St.	67 71
												294	A	McNeese	61 65
												316	H	Northwestern St.	48 70
												335	H	Houston Baptist	77 73
LAST 12 Division I GAMES:															
180	A	UT Arlington	61 70	209	A	Arkansas St.	62 76								
163	A	Texas St.	52 86	37	A	Oklahoma St.	58 112								
117	A	Louisiana	55 63	335	H	Houston Baptist	77 73								
277	H	Appalachian St.	67 71	185	H	New Orleans	51 89								
273	H	Coastal Caro.	62 56	128	A	Rice	47 63								
124	A	Little Rock	37 57	191	A	Louisiana Tech	49 71								

Non-Div I Games: Millsaps 73 41 Centenary (LA) 90 53

La. -Monroe

Average RPI Win:	262	WON-LOST	WINNING	LAST 10	STRENGTH OF	OPP. STRENGTH	TEAM	ADJ.	CONF.	ADJ CONF.
Average RPI Loss:	146	RECORD	PCT. RANK	GAMES	SCHEDULE	OF SCHEDULE	RPI	RPI	RPI	RPI
DIV. I ONLY	7- 11	235	4- 6	201	273	241	241	15	15	
DIV. I NON-CONF.	4- 6	214	1- 3	254	307	257	257	18	18	

TOTALS	RPI 1-25	RPI 26-50	W-L RECORDS	RPI 51-100	RPI 101-999	RPI 201+				
7- 11	0- 0	0- 1	OVERALL	0- 3	7- 7	7- 2				
5- 4	0- 0	0- 1	HOME	0- 1	5- 2	5- 1				
2- 7	0- 0	0- 0	AWAY	0- 2	2- 5	2- 1				
0- 0	0- 0	0- 0	NEUTRAL	0- 0	0- 0	0- 0				
4- 6	0- 0	0- 1	NON-CONFERENCE	0- 1	4- 4	4- 2				
3- 2	0- 0	0- 1	HOME	0- 0	3- 1	3- 1				
1- 4	0- 0	0- 0	AWAY	0- 1	1- 3	1- 1				
0- 0	0- 0	0- 0	NEUTRAL	0- 0	0- 0	0- 0				
3- 5	0- 0	0- 0	CONFERENCE	0- 2	3- 3	3- 0				
2- 2	0- 0	0- 0	HOME	0- 1	2- 1	2- 0				
1- 3	0- 0	0- 0	AWAY	0- 1	1- 2	1- 0				
0- 0	0- 0	0- 0	NEUTRAL	0- 0	0- 0	0- 0				

RPI	S	Opponent	Score	RPI	S	Opponent	Score	RPI	S	Opponent	Score	RPI	S	Opponent	Score
46	H	Princeton	45 53	57	A	Drexel	37 52	114	A	Penn	42 55	157	A	Robert Morris	42 63
				65	H	American	67 74	159	A	Lehigh	45 70	182	A	Bucknell	53 83
				81	A	Navy	59 65	198	H	Army West Point	60 65	205	H	La Salle	47 74
								225	A	Holy Cross	69 65	236	H	Loyola Maryland	65 54
								258	H	Colgate	63 48	263	H	LIU Brooklyn	69 53
								267	A	Cornell	59 58	269	H	Rider	60 45
								317	H	Wagner	70 52	338	A	Saint Peter's	61 64
LAST 12 Division I GAMES:															
65	H	American	67 74	225	A	Holy Cross	69 65	159	A	Lehigh	45 70	317	H	Wagner	70 52
81	A	Navy	59 65	157	A	Robert Morris	42 63	46	H	Princeton	45 53	57	A	Drexel	37 52
236	H	Loyola Maryland	65 54	46	H	Princeton	45 53								
198	H	Army West Point	60 65												
182	A	Bucknell	53 83												
258	H	Colgate	63 48												

Non-Div I Games:

Lafayette

Average RPI Win:	265	WON-LOST	WINNING	LAST 10	STRENGTH OF	OPP. STRENGTH	TEAM	ADJ.	CONF.	ADJ CONF.
Average RPI Loss:	83	RECORD	PCT. RANK	GAMES	SCHEDULE	OF SCHEDULE	RPI	RPI	RPI	RPI
DIV. I ONLY	7- 6	150	6- 3	266	137	152	152	27	27	
DIV. I NON-CONF.	1- 5	300	1- 3	19	22	160	160	26	26	

TOTALS	RPI 1-25	RPI 26-50	W-L RECORDS	RPI 51-100	RPI 101-999	RPI 201+				
7- 6	0- 1	0- 1	OVERALL	0- 2	7- 2	5- 0				
3- 0	0- 0	0- 0	HOME	0- 0	3- 0	2- 0				
3- 5	0- 1	0- 1	AWAY	0- 2	3- 1	3- 0				
1- 1	0- 0	0- 0	NEUTRAL	0- 0	1- 1	0- 0				
1- 5	0- 1	0- 1	NON-CONFERENCE	0- 1	1- 2	0- 0				
0- 0	0- 0	0- 0	HOME	0- 0	0- 0	0- 0				
0- 4	0- 1	0- 1	AWAY	0- 1	0- 1	0- 0				
1- 1	0- 0	0- 0	NEUTRAL	0- 0	1- 1	0- 0				
6- 1	0- 0	0- 0	CONFERENCE	0- 1	6- 0	5- 0				
3- 0	0- 0	0- 0	HOME	0- 0	3- 0	2- 0				
3- 1	0- 0	0- 0	AWAY	0- 1	3- 0	3- 0				
0- 0	0- 0	0- 0	NEUTRAL	0- 0	0- 0	0- 0				

RPI 1-25				RPI 26-50				RPI 51-100				RPI 101+ Team's RPI: 152			
RPI	S	Opponent	Score	RPI	S	Opponent	Score	RPI	S	Opponent	Score	RPI	S	Opponent	Score
14	A	Baylor	62 121	45	A	Purdue	64 79	71	A	New Mexico	58 90	132	A	Pacific	75 80
								95	A	Central Ark.	39 51	142	N	North Dakota	70 73
												146	N	Northern Ill.	90 80
												185	H	New Orleans	100 77
												268	A	A&M-Corpus Christi	70 31
												287	H	Incarnate Word	77 54
												297	A	Southeastern La.	75 58
												335	A	Houston Baptist	79 51
												339	H	Sam Houston St.	91 44
LAST 12 Division I GAMES:															
339	H	Sam Houston St.	91 44	335	A	Houston Baptist	79 51	71	A	New Mexico	58 90	132	A	Pacific	75 80
287	H	Incarnate Word	77 54	45	A	Purdue	64 79	146	N	Northern Ill.	90 80	142	N	North Dakota	70 73
297	A	Southeastern La.	75 58					142	N	North Dakota	70 73				
95	A	Central Ark.	39 51												
185	H	New Orleans	100 77												
268	A	A&M-Corpus Christi	70 31												

Non-Div I Games: Howard Payne 101 37 Schreiner 116 37 Louisiana Col. 93 62 S'western Assemblies 92 49 Lamar University

Average RPI Win: 232
Average RPI Loss: 154

WON-LOST
RECORD

WINNING
PCT. RANK

LAST 10
GAMES

STRENGTH OF
SCHEDULE

OPP. STRENGTH
OF SCHEDULE

TEAM
RPI

ADJ.
RPI

CONF.
RPI

ADJ CONF.
RPI

DIV. I ONLY	11- 7	107	7- 3	253	225	159	159	15	15
DIV. I NON-CONF.	5- 5	170	2- 2	328	244	252	252	18	18
<hr/>									
TOTALS	RPI 1-25	RPI 26-50	W-L RECORDS	RPI 51-100	RPI 101-999	RPI 201+			
11- 7	0- 1	0- 1	OVERALL	1- 1	10- 4	7- 4			
8- 1	0- 0	0- 0	HOME	1- 0	7- 1	4- 1			
3- 5	0- 0	0- 1	AWAY	0- 1	3- 3	3- 3			
0- 1	0- 1	0- 0	NEUTRAL	0- 0	0- 0	0- 0			
5- 5	0- 1	0- 1	NON-CONFERENCE	0- 0	5- 3	5- 3			
3- 1	0- 0	0- 0	HOME	0- 0	3- 1	3- 1			
2- 3	0- 0	0- 1	AWAY	0- 0	2- 2	2- 2			
0- 1	0- 1	0- 0	NEUTRAL	0- 0	0- 0	0- 0			
6- 2	0- 0	0- 0	CONFERENCE	1- 1	5- 1	2- 1			
5- 0	0- 0	0- 0	HOME	1- 0	4- 0	1- 0			
1- 2	0- 0	0- 0	AWAY	0- 1	1- 1	1- 1			
0- 0	0- 0	0- 0	NEUTRAL	0- 0	0- 0	0- 0			

RPI 1-25				RPI 26-50				RPI 51-100				RPI 101+ Team's RPI: 159			
RPI	S	Opponent	Score	RPI	S	Opponent	Score	RPI	S	Opponent	Score	RPI	S	Opponent	Score
17	N	Villanova	42 62	47	A	Minnesota	73 107	65	A	American	64 82	168	H	Boston U.	74 58
								81	H	Navy	66 63	182	H	Bucknell	66 62
												198	H	Army West Point	59 55
												205	H	La Salle	61 69
												225	A	Holy Cross	49 54
												241	H	Lafayette	70 45
												258	A	Colgate	59 51
												259	A	Sacred Heart	55 65
												261	H	Mt. St. Mary's	75 71
												263	A	LIU Brooklyn	69 72
												267	A	Cornell	62 57
												274	H	Fairfield	56 53
												280	A	Monmouth	75 57
												342	H	NJIT	64 50
<hr/>															
LAST 12 Division I GAMES:															
198	H	Army West Point	59 55	81	H	Navy	66 63	241	H	Lafayette	70 45	263	A	LIU Brooklyn	69 72
258	A	Colgate	59 51	263	A	LIU Brooklyn	69 72	342	H	NJIT	64 50	259	A	Sacred Heart	55 65
65	A	American	64 82	342	H	NJIT	64 50	261	H	Mt. St. Mary's	75 71				
182	H	Bucknell	66 62	261	H	Mt. St. Mary's	75 71								
168	H	Boston U.	74 58												
225	A	Holy Cross	49 54												

Non-Div I Games: Mansfield 77 47

Lehigh

Average RPI	Win: 271	WON-LOST	WINNING	LAST 10	STRENGTH OF	OPP. STRENGTH	TEAM	ADJ.	CONF.	ADJ CONF.
Average RPI	Loss: 111	RECORD	PCT. RANK	GAMES	SCHEDULE	OF SCHEDULE	RPI	RPI	RPI	RPI
DIV. I ONLY	8- 8	170	0- 1	164	263	147	147	29	29	
DIV. I NON-CONF.	3- 7	254	0- 1	57	162	152	152	29	29	

TOTALS	RPI 1-25	RPI 26-50	W-L RECORDS	RPI 51-100	RPI 101-999	RPI 201+				
8- 8	0- 1	0- 3	OVERALL	0- 1	8- 3	7- 2				
4- 0	0- 0	0- 0	HOME	0- 0	4- 0	4- 0				
3- 6	0- 1	0- 1	AWAY	0- 1	3- 3	2- 2				
1- 2	0- 0	0- 2	NEUTRAL	0- 0	1- 0	1- 0				
3- 7	0- 1	0- 3	NON-CONFERENCE	0- 1	3- 2	3- 1				
1- 0	0- 0	0- 0	HOME	0- 0	1- 0	1- 0				
1- 5	0- 1	0- 1	AWAY	0- 1	1- 2	1- 1				
1- 2	0- 0	0- 2	NEUTRAL	0- 0	1- 0	1- 0				
5- 1	0- 0	0- 0	CONFERENCE	0- 0	5- 1	4- 1				
3- 0	0- 0	0- 0	HOME	0- 0	3- 0	3- 0				
2- 1	0- 0	0- 0	AWAY	0- 0	2- 1	1- 1				
0- 0	0- 0	0- 0	NEUTRAL	0- 0	0- 0	0- 0				

RPI 1-25				RPI 26-50				RPI 51-100				RPI 101+				Team's RPI: 147
RPI	S	Opponent	Score	RPI	S	Opponent	Score	RPI	S	Opponent	Score	RPI	S	Opponent	Score	
13	A	Duke	51 68	26	A	Michigan	50 74	85	A	James Madison	47 58	120	A	Drake	68 96	
				39	N	Northern Colo.	57 65					184	A	Gardner-Webb	85 60	
				48	N	Houston	68 75					204	N	Denver	82 69	
												250	A	Presbyterian	76 64	
												255	A	UNC Asheville	41 48	
												260	H	Valparaiso	61 40	
												275	H	Campbell	60 42	
												299	A	Massachusetts	61 64	
												323	A	Old Dominion	63 55	
												326	H	Charleston So.	63 53	
												343	H	Winthrop	63 37	

LAST 12 Division I GAMES:																
120	A	Drake	68 96	250	A	Presbyterian	76 64	13	A	Duke	51 68					
275	H	Campbell	60 42	39	N	Northern Colo.	57 65	204	N	Denver	82 69					
255	A	UNC Asheville	41 48	85	A	James Madison	47 58	260	H	Valparaiso	61 40					
184	A	Gardner-Webb	85 60													
343	H	Winthrop	63 37													
326	H	Charleston So.	63 53													

Non-Div I Games: Shippensburg 105 43 Limestone 68 38

Liberty

Average RPI Win:	287	WON-LOST	WINNING	LAST 10	STRENGTH OF	OPP. STRENGTH	TEAM	ADJ.	CONF.	ADJ CONF.
Average RPI Loss:	149	RECORD	PCT. RANK	GAMES	SCHEDULE	OF SCHEDULE	RPI	RPI	RPI	RPI
DIV. I ONLY	6- 13	272	4- 6	250	268	257	257	22	22	
DIV. I NON-CONF.	4- 11	279	2- 6	255	280	281	281	21	21	
<hr/>										
TOTALS	RPI 1-25	RPI 26-50	W-L RECORDS	RPI 51-100	RPI 101-999	RPI 201+				
6- 13	0- 0	0- 1	OVERALL	0- 3	6- 9	6- 4				
2- 5	0- 0	0- 0	HOME	0- 2	2- 3	2- 2				
4- 8	0- 0	0- 1	AWAY	0- 1	4- 6	4- 2				
0- 0	0- 0	0- 0	NEUTRAL	0- 0	0- 0	0- 0				
4- 11	0- 0	0- 1	NON-CONFERENCE	0- 3	4- 7	4- 4				
2- 4	0- 0	0- 0	HOME	0- 2	2- 2	2- 2				
2- 7	0- 0	0- 1	AWAY	0- 1	2- 5	2- 2				
0- 0	0- 0	0- 0	NEUTRAL	0- 0	0- 0	0- 0				
2- 2	0- 0	0- 0	CONFERENCE	0- 0	2- 2	2- 0				
0- 1	0- 0	0- 0	HOME	0- 0	0- 1	0- 0				
2- 1	0- 0	0- 0	AWAY	0- 0	2- 1	2- 0				
0- 0	0- 0	0- 0	NEUTRAL	0- 0	0- 0	0- 0				

RPI 1-25				RPI 26-50				RPI 51-100				RPI 101+				Team's RPI: 257
RPI	S	Opponent	Score	RPI	S	Opponent	Score	RPI	S	Opponent	Score	RPI	S	Opponent	Score	
				36	A	Ball St.	46 84	72	H	Alabama	51 73	116	A	Saint Louis	57 101	
								74	H	Belmont	59 91	118	A	Middle Tenn.	48 72	
								77	A	Butler	58 70	125	A	Jacksonville	48 70	
												126	A	Vanderbilt	82 92	
												154	H	Stetson	55 59	
												220	A	North Florida	73 69	
												226	H	Morehead St.	55 75	
												235	H	Austin Peay	63 71	
												239	A	Col. of Charleston	69 85	
												266	A	Kennesaw St.	64 62	
												282	H	Alabama A&M	66 50	
												300	H	Murray St.	65 64	
												325	A	Tennessee Tech	61 57	
												326	A	Charleston So.	58 54	
												345	A	Tennessee St.	64 71	
<hr/>																
LAST 12 Division I GAMES:																
				154	H	Stetson	55 59	325	A	Tennessee Tech	61 57					
				220	A	North Florida	73 69	116	A	Saint Louis	57 101					
				125	A	Jacksonville	48 70	345	A	Tennessee St.	64 71					
				266	A	Kennesaw St.	64 62	72	H	Alabama	51 73					
				282	H	Alabama A&M	66 50	74	H	Belmont	59 91					
				126	A	Vanderbilt	82 92	226	H	Morehead St.	55 75					

Non-Div I Games:

Lipscomb

Average RPI Win:	196	WON-LOST	WINNING	LAST 10	STRENGTH OF	OPP. STRENGTH	TEAM	ADJ.	CONF.	ADJ CONF.
Average RPI Loss:	90	RECORD	PCT. RANK	GAMES	SCHEDULE	OF SCHEDULE	RPI	RPI	RPI	RPI
DIV. I ONLY	10- 8	140	7- 3	118	96	124	124	23	23	
DIV. I NON-CONF.	3- 8	268	1- 4	25	8	173	173	23	23	

TOTALS	RPI 1-25	RPI 26-50	W-L RECORDS	RPI 51-100	RPI 101-999	RPI 201+				
10- 8	0- 2	1- 1	OVERALL	0- 1	9- 4	4- 0				
8- 3	0- 0	1- 1	HOME	0- 0	7- 2	2- 0				
2- 5	0- 2	0- 0	AWAY	0- 1	2- 2	2- 0				
0- 0	0- 0	0- 0	NEUTRAL	0- 0	0- 0	0- 0				
3- 8	0- 2	1- 1	NON-CONFERENCE	0- 1	2- 4	0- 0				
3- 3	0- 0	1- 1	HOME	0- 0	2- 2	0- 0				
0- 5	0- 2	0- 0	AWAY	0- 1	0- 2	0- 0				
0- 0	0- 0	0- 0	NEUTRAL	0- 0	0- 0	0- 0				
7- 0	0- 0	0- 0	CONFERENCE	0- 0	7- 0	4- 0				
5- 0	0- 0	0- 0	HOME	0- 0	5- 0	2- 0				
2- 0	0- 0	0- 0	AWAY	0- 0	2- 0	2- 0				
0- 0	0- 0	0- 0	NEUTRAL	0- 0	0- 0	0- 0				

RPI 1-25				RPI 26-50				RPI 51-100				RPI 101+ Team's RPI: 124			
RPI	S	Opponent	Score	RPI	S	Opponent	Score	RPI	S	Opponent	Score	RPI	S	Opponent	Score
3	A	Mississippi St.	48 86	35	H	Oklahoma	68 56	69	A	Kansas St.	51 66	109	H	Missouri St.	63 51
16	A	Texas A&M	49 66	43	H	LSU	37 56					116	A	Saint Louis	45 48
												117	H	Louisiana	78 43
												128	A	Rice	51 58
												151	H	Tulsa	61 74
												163	H	Texas St.	63 48
												169	H	Memphis	86 57
												180	H	UT Arlington	59 57
												191	H	Louisiana Tech	49 58
												209	H	Arkansas St.	53 43
												314	A	Georgia St.	65 50
												328	H	La.-Monroe	57 37
												334	A	Ga. Southern	64 34

LAST 12 Division I GAMES:															
209	H	Arkansas St.	53 43	117	H	Louisiana	78 43								
163	H	Texas St.	63 48	43	H	LSU	37 56								
180	H	UT Arlington	59 57	69	A	Kansas St.	51 66								
334	A	Ga. Southern	64 34	3	A	Mississippi St.	48 86								
314	A	Georgia St.	65 50	191	H	Louisiana Tech	49 58								
328	H	La.-Monroe	57 37	109	H	Missouri St.	63 51								

Non-Div I Games:

Little Rock

Average RPI Win:	282	WON-LOST	WINNING	LAST 10	STRENGTH OF	OPP. STRENGTH	TEAM	ADJ.	CONF.	ADJ CONF.
Average RPI Loss:	210	RECORD	PCT. RANK	GAMES	SCHEDULE	OF SCHEDULE	RPI	RPI	RPI	RPI
DIV. I ONLY	2- 17	332	0- 10	300	278	332	332	21	21	
DIV. I NON-CONF.	2- 12	306	1- 6	258	302	317	317	20	20	

TOTALS	RPI 1-25	RPI 26-50	W-L RECORDS	RPI 51-100	RPI 101-999	RPI 201+				
2- 17	0- 1	0- 1	OVERALL	0- 0	2- 15	2- 12				
0- 7	0- 1	0- 0	HOME	0- 0	0- 6	0- 5				
2- 8	0- 0	0- 0	AWAY	0- 0	2- 0	2- 0				
0- 2	0- 0	0- 0	NEUTRAL	0- 0	0- 2	0- 1				
2- 12	0- 1	0- 1	NON-CONFERENCE	0- 0	2- 10	2- 7				
0- 6	0- 1	0- 0	HOME	0- 0	0- 5	0- 4				
2- 4	0- 0	0- 1	AWAY	0- 0	2- 3	2- 2				
0- 2	0- 0	0- 0	NEUTRAL	0- 0	0- 2	0- 1				
0- 5	0- 0	0- 0	CONFERENCE	0- 0	0- 5	0- 5				
0- 1	0- 0	0- 0	HOME	0- 0	0- 1	0- 1				
0- 4	0- 0	0- 0	AWAY	0- 0	0- 4	0- 4				
0- 0	0- 0	0- 0	NEUTRAL	0- 0	0- 0	0- 0				

RPI 1-25				RPI 26-50				RPI 51-100				RPI 101+ Team's RPI: 332			
RPI	S	Opponent	Score	RPI	S	Opponent	Score	RPI	S	Opponent	Score	RPI	S	Opponent	Score
8	H	Tennessee	61 90	44	A	Southern California	60 75					167	H	Loyola Marymount	69 84
												174	A	San Diego	40 74
												183	N	Oral Roberts	58 64
												202	H	Pepperdine	71 83
												207	A	UC Santa Barbara	44 51
												207	H	UC Santa Barbara	74 90
												223	H	Montana St.	51 62
												227	A	UC Riverside	53 77
												238	A	Hawaii	66 74
												244	H	Illinois St.	51 59
												246	H	New Mexico St.	63 72
												248	A	Montana	60 67
												281	A	Grand Canyon	65 63
												283	A	Arizona	80 72
												298	N	VCU	59 69
												310	A	Cal St. Fullerton	61 67
												342	A	NJIT	57 73

LAST 12 Division I GAMES:															
207	H	UC Santa Barbara	74 90	342	A	NJIT	57 73								
238	A	Hawaii	66 74	246	H	New Mexico St.	63 72								
310	A	Cal St. Fullerton	61 67	244	H	Illinois St.	51 59								
227	A	UC Riverside	53 77	8	H	Tennessee	61 90								
207	A	UC Santa Barbara	44 51	281	A	Grand Canyon	65 63								
298	N	VCU	59 69	248	A	Montana	60 67								

Non-Div I Games:

Long Beach St.

Average RPI Win:	300	WON-LOST	WINNING	LAST 10	STRENGTH OF	OPP. STRENGTH	TEAM	ADJ.	CONF.	ADJ CONF.
Average RPI Loss:	244	RECORD	PCT. RANK	GAMES	SCHEDULE	OF SCHEDULE	RPI	RPI	RPI	RPI
DIV. I ONLY	2- 14	321	1- 8	322	349	348	348	29	29	
DIV. I NON-CONF.	1- 9	318	0- 5	338	349	349	349	29	29	

TOTALS	RPI 1-25	RPI 26-50	W-L RECORDS	RPI 51-100	RPI 101-999	RPI 201+				
2- 14	0- 0	0- 0	OVERALL	0- 0	2- 14	2- 9				
2- 5	0- 0	0- 0	HOME	0- 0	2- 5	2- 3				
0- 9	0- 0	0- 0	AWAY	0- 0	0- 0	0- 0				
0- 0	0- 0	0- 0	NEUTRAL	0- 0	0- 0	0- 0				
1- 9	0- 0	0- 0	NON-CONFERENCE	0- 0	1- 9	1- 6				
1- 3	0- 0	0- 0	HOME	0- 0	1- 3	1- 2				
0- 6	0- 0	0- 0	AWAY	0- 0	0- 6	0- 4				
0- 0	0- 0	0- 0	NEUTRAL	0- 0	0- 0	0- 0				
1- 5	0- 0	0- 0	CONFERENCE	0- 0	1- 5	1- 3				
1- 2	0- 0	0- 0	HOME	0- 0	1- 2	1- 1				
0- 3	0- 0	0- 0	AWAY	0- 0	0- 3	0- 2				
0- 0	0- 0	0- 0	NEUTRAL	0- 0	0- 0	0- 0				

RPI 1-25				RPI 26-50				RPI 51-100				RPI 101+ Team's RPI: 348			
RPI	S	Opponent	Score	RPI	S	Opponent	Score	RPI	S	Opponent	Score	RPI	S	Opponent	Score
												104	A	George Mason	41 60
												108	A	High Point	41 62
												184	H	Gardner-Webb	54 61
												188	H	Norfolk St.	45 64
												193	A	Eastern Mich.	44 73
												219	H	Radford	33 52
												250	H	Presbyterian	66 56
												255	A	UNC Asheville	52 82
												260	H	Valparaiso	68 81
												291	H	Fairleigh Dickinson	52 72
												317	A	Wagner	43 60
												319	A	Delaware St.	56 60
												326	A	Charleston So.	57 73
												327	A	N.C. Central	75 87
												330	A	Marshall	45 90
												349	H	UMass Lowell	84 82
LAST 12 Division I GAMES:															
108	A	High Point	41 62	188	H	Norfolk St.	45 64	104	A	George Mason	41 60				
219	H	Radford	33 52					193	A	Eastern Mich.	44 73				
255	A	UNC Asheville	52 82					317	A	Wagner	43 60				
184	H	Gardner-Webb	54 61					260	H	Valparaiso	68 81				
250	H	Presbyterian	66 56					319	A	Delaware St.	56 60				
326	A	Charleston So.	57 73												

Non-Div I Games: Milligan 66 56

Longwood

Average RPI Win:	250	WON-LOST	WINNING	LAST 10	STRENGTH OF	OPP. STRENGTH	TEAM	ADJ.	CONF.	ADJ CONF.
Average RPI Loss:	82	RECORD	PCT. RANK	GAMES	SCHEDULE	OF SCHEDULE	RPI	RPI	RPI	RPI
DIV. I ONLY	10- 8	140	7- 3	144	165	117	117	23	23	
DIV. I NON-CONF.	5- 6	187	3- 2	98	80	138	138	23	23	

TOTALS	RPI 1-25	RPI 26-50	W-L RECORDS	RPI 51-100	RPI 101-999	RPI 201+				
10- 8	0- 2	0- 2	OVERALL	0- 0	10- 4	7- 0				
6- 1	0- 0	0- 0	HOME	0- 0	6- 1	5- 0				
3- 5	0- 1	0- 1	AWAY	0- 0	3- 1	2- 0				
1- 2	0- 1	0- 0	NEUTRAL	0- 0	1- 1	0- 0				
5- 6	0- 2	0- 2	NON-CONFERENCE	0- 0	5- 2	3- 0				
3- 1	0- 0	0- 0	HOME	0- 0	3- 1	2- 0				
1- 3	0- 1	0- 2	AWAY	0- 0	1- 0	1- 0				
1- 2	0- 1	0- 0	NEUTRAL	0- 0	1- 1	0- 0				
5- 2	0- 0	0- 0	CONFERENCE	0- 0	5- 2	4- 0				
3- 0	0- 0	0- 0	HOME	0- 0	3- 0	3- 0				
2- 2	0- 0	0- 0	AWAY	0- 0	2- 2	1- 0				
0- 0	0- 0	0- 0	NEUTRAL	0- 0	0- 0	0- 0				

RPI 1-25				RPI 26-50				RPI 51-100				RPI 101+ Team's RPI: 117			
RPI	S	Opponent	Score	RPI	S	Opponent	Score	RPI	S	Opponent	Score	RPI	S	Opponent	Score
3	N	Mississippi St.	37 94	43	A	LSU	45 60					107	H	Auburn	60 70
16	A	Texas A&M	62 83	49	A	Toledo	55 79					124	A	Little Rock	43 78
												133	N	Cleveland St.	45 54
												163	A	Texas St.	65 58
												180	A	UT Arlington	61 63
												185	H	New Orleans	66 57
												197	N	Niagara	68 52
												209	A	Arkansas St.	77 75
												273	H	Coastal Caro.	59 55
												277	H	Appalachian St.	61 45
												279	H	Alcorn	67 47
												294	H	McNeese	98 86
												297	A	Southeastern La.	68 56
												328	H	La.-Monroe	63 55

LAST 12 Division I GAMES:															
163	A	Texas St.	65 58	124	A	Little Rock	43 78								
180	A	UT Arlington	61 63	279	H	Alcorn	67 47								
328	H	La.-Monroe	63 55	43	A	LSU	45 60								
273	H	Coastal Caro.	59 55	297	A	Southeastern La.	68 56								
277	H	Appalachian St.	61 45	107	H	Auburn	60 70								
209	A	Arkansas St.	77 75	294	H	McNeese	98 86								

Non-Div I Games: Dillard

53 60

Louisiana

Average RPI Win:	247	WON-LOST	WINNING	LAST 10	STRENGTH OF	OPP. STRENGTH	TEAM	ADJ.	CONF.	ADJ CONF.
Average RPI Loss:	148	RECORD	PCT. RANK	GAMES	SCHEDULE	OF SCHEDULE	RPI	RPI	RPI	RPI

DIV. I ONLY	11- 7	107	7- 3	295	200	191	191	18	18
DIV. I NON-CONF.	8- 4	87	5- 1	277	167	164	164	19	19

TOTALS	RPI 1-25	RPI 26-50	W-L RECORDS	RPI 51-100	RPI 101-999	RPI 201+			
11- 7	0- 1	0- 0	OVERALL	1- 0	10- 6	8- 1			
8- 1	0- 0	0- 0	HOME	0- 0	8- 1	7- 0			
2- 5	0- 1	0- 0	AWAY	0- 0	2- 4	1- 1			
1- 1	0- 0	0- 0	NEUTRAL	1- 0	0- 1	0- 0			
8- 4	0- 1	0- 0	NON-CONFERENCE	1- 0	7- 3	5- 0			
6- 1	0- 0	0- 0	HOME	0- 0	6- 1	5- 0			
1- 2	0- 1	0- 0	AWAY	0- 0	1- 1	0- 0			
1- 1	0- 0	0- 0	NEUTRAL	1- 0	0- 1	0- 0			
3- 3	0- 0	0- 0	CONFERENCE	0- 0	3- 3	3- 1			
2- 0	0- 0	0- 0	HOME	0- 0	2- 0	2- 0			
1- 3	0- 0	0- 0	AWAY	0- 0	1- 3	1- 1			
0- 0	0- 0	0- 0	NEUTRAL	0- 0	0- 0	0- 0			

RPI 1-25				RPI 26-50				RPI 51-100				RPI 101+ Team's RPI: 191			
RPI	S	Opponent	Score	RPI	S	Opponent	Score	RPI	S	Opponent	Score	RPI	S	Opponent	Score
10	A	Texas	54 88					78	N	Penn St.	71 59	107	A	Auburn	59 75
												122	H	Clemson	47 55
												123	A	Southern Miss.	50 65
												124	A	Little Rock	58 49
												169	H	Memphis	65 40
												197	N	Niagara	67 73
												201	A	Fla. Atlantic	72 86
												217	H	North Texas	61 53
												254	H	Grambling	64 53
												278	A	FIU	54 57
												279	H	Alcorn	87 50
												294	H	McNeese	78 62
												311	H	UTSA	63 55
												328	H	La.-Monroe	71 49
												330	A	Marshall	74 65
												335	H	Houston Baptist	85 62

LAST 12 Division I GAMES:															
201	A	Fla. Atlantic	72 86	279	H	Alcorn	87 50								
278	A	FIU	54 57	335	H	Houston Baptist	85 62								
330	A	Marshall	74 65	294	H	McNeese	78 62								
123	A	Southern Miss.	50 65	328	H	La.-Monroe	71 49								
311	H	UTSA	63 55	124	A	Little Rock	58 49								
217	H	North Texas	61 53	122	H	Clemson	47 55								

Non-Div I Games: LSU-Alexandria 87 47

Louisiana Tech

Average RPI Win:	113	WON-LOST	WINNING	LAST 10	STRENGTH OF	OPP. STRENGTH	TEAM	ADJ.	CONF.	ADJ CONF.
Average RPI Loss:	0	RECORD	PCT. RANK	GAMES	SCHEDULE	OF SCHEDULE	RPI	RPI	RPI	RPI

DIV. I ONLY	20- 0	1	10- 0	35	3	4	4	1	1
DIV. I NON-CONF.	14- 0	1	6- 0	145	12	13	13	1	1

TOTALS	RPI 1-25	RPI 26-50	W-L RECORDS	RPI 51-100	RPI 101-999	RPI 201+			
20- 0	5- 0	3- 0	OVERALL	3- 0	9- 0	5- 0			
12- 0	3- 0	2- 0	HOME	1- 0	6- 0	4- 0			
8- 0	2- 0	1- 0	AWAY	2- 0	3- 0	1- 0			
0- 0	0- 0	0- 0	NEUTRAL	0- 0	0- 0	0- 0			
14- 0	2- 0	3- 0	NON-CONFERENCE	1- 0	8- 0	5- 0			
9- 0	1- 0	2- 0	HOME	0- 0	6- 0	4- 0			
5- 0	1- 0	1- 0	AWAY	1- 0	2- 0	1- 0			
0- 0	0- 0	0- 0	NEUTRAL	0- 0	0- 0	0- 0			
6- 0	3- 0	0- 0	CONFERENCE	2- 0	1- 0	0- 0			
3- 0	2- 0	0- 0	HOME	1- 0	0- 0	0- 0			
3- 0	1- 0	0- 0	AWAY	1- 0	1- 0	0- 0			
0- 0	0- 0	0- 0	NEUTRAL	0- 0	0- 0	0- 0			

RPI 1-25	Team's RPI: 4	RPI 26-50	RPI 51-100	RPI 101+
RPI S Opponent Score	RPI S Opponent Score	RPI S Opponent Score	RPI S Opponent Score	RPI S Opponent Score
2 H Notre Dame 100 67	26 H Michigan 74 49	58 A Georgia Tech 74 71	106 A Kentucky 87 63	
6 A Ohio St. 95 90	30 A South Dakota St. 68 64	63 H Virginia Tech 67 56	118 H Middle Tenn. 80 26	
7 H Oregon 74 61	49 H Toledo 90 55	68 A Indiana 72 59	126 H Vanderbilt 79 57	
13 H Duke 66 60			160 A Pittsburgh 77 51	
19 A NC State 55 47			206 H Southeast Mo. St. 80 40	
			245 H UT Martin 91 56	
			300 H Murray St. 115 51	
			306 A Air Force 62 50	
			345 H Tennessee St. 95 56	
LAST 12 Division I GAMES:				
160 A Pittsburgh 77 51	306 A Air Force 62 50	106 A Kentucky 87 63		
2 H Notre Dame 100 67		345 H Tennessee St. 95 56		
63 H Virginia Tech 67 56		118 H Middle Tenn. 80 26		
13 H Duke 66 60		126 H Vanderbilt 79 57		
19 A NC State 55 47		245 H UT Martin 91 56		
58 A Georgia Tech 74 71				

Non-Div I Games:

Louisville

Average RPI	Win:	301	WON-LOST	WINNING	LAST 10	STRENGTH OF	OPP. STRENGTH	TEAM	ADJ.	CONF.	ADJ CONF.
Average RPI	Loss:	142	RECORD	PCT. RANK	GAMES	SCHEDULE	OF SCHEDULE	RPI	RPI	RPI	RPI
DIV. I ONLY		3- 14		309	2- 8	208	157	293	293	24	24
DIV. I NON-CONF.		2- 9		295	2- 4	220	85	279	279	22	22

TOTALS	RPI 1-25		RPI 26-50		W-L RECORDS	RPI 51-100		RPI 101-999		RPI 201+	
3- 14	0- 1		0- 2		OVERALL	0- 3		3- 8		3- 4	
2- 4	0- 1		0- 0		HOME	0- 1		2- 2		2- 2	
1- 10	0- 0		0- 2		AWAY	0- 2		1- 6		1- 2	
0- 0	0- 0		0- 0		NEUTRAL	0- 0		0- 0		0- 0	
2- 9	0- 1		0- 2		NON-CONFERENCE	0- 3		2- 3		2- 2	
1- 3	0- 1		0- 0		HOME	0- 1		1- 1		1- 1	
1- 6	0- 0		0- 2		AWAY	0- 2		1- 2		1- 1	
0- 0	0- 0		0- 0		NEUTRAL	0- 0		0- 0		0- 0	
1- 5	0- 0		0- 0		CONFERENCE	0- 0		1- 5		1- 2	
1- 1	0- 0		0- 0		HOME	0- 0		1- 1		1- 1	
0- 4	0- 0		0- 0		AWAY	0- 0		0- 4		0- 1	
0- 0	0- 0		0- 0		NEUTRAL	0- 0		0- 0		0- 0	

RPI 1-25				RPI 26-50				RPI 51-100				RPI 101+ Team's RPI: 293			
RPI	S	Opponent	Score	RPI	S	Opponent	Score	RPI	S	Opponent	Score	RPI	S	Opponent	Score
15	H	Green Bay	39 76	27	A	Marquette	30 92	77	A	Butler	52 64	120	A	Drake	46 72
				28	A	DePaul	47 88	91	H	Western Mi ch.	47 65	146	A	Northern Ill.	71 80
								93	A	Milwaukee	41 63	172	A	Southern Ill.	46 62
												194	A	UNI	41 70
												216	H	Bradley	57 59
												237	H	Youngstown St.	49 73
												244	H	Illinois St.	62 59
												260	A	Valparaiso	60 76
												305	A	Fort Wayne	70 79
												321	H	Ill.-Chicago	57 55
												337	A	Chicago St.	46 28

LAST 12 Division I GAMES:															
172	A	Southern Ill.	46 62	321	H	Ill.-Chicago	57 55	77	A	Butler	52 64				
260	A	Valparaiso	60 76					15	H	Green Bay	39 76				
244	H	Illinois St.	62 59					146	A	Northern Ill.	71 80				
216	H	Bradley	57 59					28	A	DePaul	47 88				
120	A	Drake	46 72					337	A	Chicago St.	46 28				
194	A	UNI	41 70												

Non-Div I Games:

Loyol a Chi cago

Average RPI Win:	216	WON-LOST	WINNING	LAST 10	STRENGTH OF	OPP. STRENGTH	TEAM	ADJ.	CONF.	ADJ CONF.
Average RPI Loss:	150	RECORD	PCT. RANK	GAMES	SCHEDULE	OF SCHEDULE	RPI	RPI	RPI	RPI
DIV. I ONLY	4- 14	298	2- 8	75	297	236	236	15	15	
DIV. I NON-CONF.	2- 9	295	0- 5	78	323	251	251	18	18	

TOTALS	RPI 1-25	RPI 26-50	W-L RECORDS	RPI 51-100	RPI 101-999	RPI 201+				
4- 14	0- 0	0- 2	OVERALL	0- 3	4- 9	2- 4				
2- 5	0- 0	0- 0	HOME	0- 1	2- 4	2- 1				
2- 9	0- 0	0- 2	AWAY	0- 2	2- 5	0- 3				
0- 0	0- 0	0- 0	NEUTRAL	0- 0	0- 0	0- 0				
2- 9	0- 0	0- 2	NON-CONFERENCE	0- 1	2- 6	1- 3				
1- 3	0- 0	0- 0	HOME	0- 0	1- 3	1- 1				
1- 6	0- 0	0- 2	AWAY	0- 1	1- 3	0- 2				
0- 0	0- 0	0- 0	NEUTRAL	0- 0	0- 0	0- 0				
2- 5	0- 0	0- 0	CONFERENCE	0- 2	2- 3	1- 1				
1- 2	0- 0	0- 0	HOME	0- 1	1- 1	1- 0				
1- 3	0- 0	0- 0	AWAY	0- 1	1- 2	0- 1				
0- 0	0- 0	0- 0	NEUTRAL	0- 0	0- 0	0- 0				

RPI 1-25				RPI 26-50				RPI 51-100				RPI 101+ Team's RPI: 236			
RPI	S	Opponent	Score	RPI	S	Opponent	Score	RPI	S	Opponent	Score	RPI	S	Opponent	Score
				27	A	Marquette	63 83	65	H	American	58 71	104	H	George Mason	72 80
				32	A	Maryland	45 114	81	A	Navy	44 73	134	A	William & Mary	49 70
								100	A	Delaware	38 71	139	H	Georgetown	54 72
												168	A	Boston U.	56 75
												182	A	Bucknell	68 65
												188	A	Norfolk St.	61 58
												198	H	Army West Point	62 69
												225	H	Holy Cross	77 60
												241	A	Lafayette	54 65
												261	A	Mt. St. Mary's	63 71
												267	H	Cornell	78 63
												270	A	St. Francis Brooklyn	47 64
												285	H	Towson	67 76
LAST 12 Division I GAMES:															
				182	A	Bucknell	68 65	81	A	Navy	44 73				
				241	A	Lafayette	54 65	100	A	Delaware	38 71				
				65	H	American	58 71	32	A	Maryland	45 114				
				225	H	Holy Cross	77 60	285	H	Towson	67 76				
				168	A	Boston U.	56 75	270	A	St. Francis Brooklyn	47 64				
				198	H	Army West Point	62 69	261	A	Mt. St. Mary's	63 71				

Non-Div I Games:

Loyola Maryl and

Average RPI	Win: 207	WON-LOST	WINNING	LAST 10	STRENGTH OF	OPP. STRENGTH	TEAM	ADJ.	CONF.	ADJ CONF.
Average RPI	Loss: 144	RECORD	PCT. RANK	GAMES	SCHEDULE	OF SCHEDULE	RPI	RPI	RPI	RPI
DIV. I ONLY	11- 7	107	5- 5	252	151	167	167	12	12	
DIV. I NON-CONF.	7- 3	74	1- 3	289	180	163	163	10	10	

TOTALS	RPI 1-25	RPI 26-50	W-L RECORDS	RPI 51-100	RPI 101-999	RPI 201+				
11- 7	0- 0	0- 1	OVERALL	1- 1	10- 5	6- 2				
6- 4	0- 0	0- 1	HOME	1- 0	5- 3	2- 1				
5- 3	0- 0	0- 0	AWAY	0- 1	5- 2	4- 1				
0- 0	0- 0	0- 0	NEUTRAL	0- 0	0- 0	0- 0				
7- 3	0- 0	0- 1	NON-CONFERENCE	0- 0	7- 2	4- 2				
4- 2	0- 0	0- 1	HOME	0- 0	4- 1	2- 1				
3- 1	0- 0	0- 0	AWAY	0- 0	3- 1	2- 1				
0- 0	0- 0	0- 0	NEUTRAL	0- 0	0- 0	0- 0				
4- 4	0- 0	0- 0	CONFERENCE	1- 1	3- 3	2- 0				
2- 2	0- 0	0- 0	HOME	1- 0	1- 2	0- 0				
2- 2	0- 0	0- 0	AWAY	0- 1	2- 1	2- 0				
0- 0	0- 0	0- 0	NEUTRAL	0- 0	0- 0	0- 0				

RPI 1-25				RPI 26-50				RPI 51-100				RPI 101+				Team's RPI: 167			
RPI	S	Opponent	Score	RPI	S	Opponent	Score	RPI	S	Opponent	Score	RPI	S	Opponent	Score				
				44	H	Southern Cal i forn i a	70 80					59	A	Gonzaga	67 77	116	A	Sai nt Loui s	62 60
												66	H	Sai nt Mary' s (CA)	69 57	119	H	BYU	55 67
																129	H	Mi ami (OH)	84 71
																132	H	Paci fi c	75 60
																174	H	San Di ego	54 60
																175	A	San Franci sco	60 78
																193	H	Eastern Mi ch.	73 64
																207	H	UC Santa Barbara	67 61
																212	A	SMU	60 63
																224	H	CSUN	68 75
																227	A	UC Ri versi de	67 59
																265	A	Santa Clara	65 51
																283	H	Ari zona	84 70
																322	A	Portl and	63 60
																332	A	Long Beach St.	84 69
LAST 12 Di vi si on I GAMES:																			
				322	A	Portl and	63 60					132	H	Paci fi c	75 60				
				119	H	BYU	55 67					66	H	Sai nt Mary' s (CA)	69 57				
				174	H	San Di ego	54 60					212	A	SMU	60 63				
				175	A	San Franci sco	60 78					207	H	UC Santa Barbara	67 61				
				59	A	Gonzaga	67 77					224	H	CSUN	68 75				
				265	A	Santa Clara	65 51					44	H	Southern Cal i forn i a	70 80				

Non-Di v I Games: Cal St. Dom. Hills 84 52

Loyola Marymount

Average RPI Win:	212	WON-LOST	WINNING	LAST 10	STRENGTH OF	OPP. STRENGTH	TEAM	ADJ.	CONF.	ADJ CONF.
Average RPI Loss:	58	RECORD	PCT. RANK	GAMES	SCHEDULE	OF SCHEDULE	RPI	RPI	RPI	RPI
DIV. I ONLY	9- 8	153	6- 4	66	81	83	83	20	20	
DIV. I NON-CONF.	5- 6	187	2- 3	37	7	64	64	24	24	

TOTALS	RPI 1-25	RPI 26-50	W-L RECORDS	RPI 51-100	RPI 101-999	RPI 201+				
9- 8	0- 3	0- 1	OVERALL	1- 2	8- 2	5- 0				
4- 2	0- 0	0- 0	HOME	1- 0	3- 2	3- 0				
4- 6	0- 3	0- 1	AWAY	0- 2	4- 0	1- 0				
1- 0	0- 0	0- 0	NEUTRAL	0- 0	1- 0	1- 0				
5- 6	0- 3	0- 1	NON-CONFERENCE	1- 1	4- 1	2- 0				
2- 1	0- 0	0- 0	HOME	1- 0	1- 1	1- 0				
2- 5	0- 3	0- 1	AWAY	0- 1	2- 0	0- 0				
1- 0	0- 0	0- 0	NEUTRAL	0- 0	1- 0	1- 0				
4- 2	0- 0	0- 0	CONFERENCE	0- 1	4- 1	3- 0				
2- 1	0- 0	0- 0	HOME	0- 0	2- 1	2- 0				
2- 1	0- 0	0- 0	AWAY	0- 1	2- 0	1- 0				
0- 0	0- 0	0- 0	NEUTRAL	0- 0	0- 0	0- 0				

RPI 1-25				RPI 26-50				RPI 51-100				RPI 101+			
RPI	S	Opponent	Score	RPI	S	Opponent	Score	RPI	S	Opponent	Score	RPI	S	Opponent	Score
3	A	Mississippi St.	43 83	49	A	Toledo	64 65	56	A	Albany (NY)	54 68	105	A	Dartmouth	64 51
6	A	Ohio St.	70 83					64	A	Miami (FL)	70 80	110	H	Tulane	34 42
13	A	Duke	39 69					89	H	Harvard	76 51	112	A	Hartford	59 44
												165	H	Binghamton	62 66
												179	A	Boston College	61 40
												218	H	Stony Brook	64 56
												266	N	Kennesaw St.	75 39
												286	H	Bryant	70 68
												318	H	Vermont	64 55
												336	A	UMBC	64 50

LAST 12 Division I GAMES:															
112	A	Hartford	59 44	179	A	Boston College	61 40								
318	H	Vermont	64 55	13	A	Duke	39 69								
56	A	Albany (NY)	54 68	3	A	Mississippi St.	43 83								
336	A	UMBC	64 50	105	A	Dartmouth	64 51								
165	H	Binghamton	62 66	6	A	Ohio St.	70 83								
218	H	Stony Brook	64 56	49	A	Toledo	64 65								

Non-Div I Games: Maine Maritime 89 49 Me.-Fort Kent 100 40

Maine

Average RPI Win:	301	WON-LOST	WINNING	LAST 10	STRENGTH OF	OPP. STRENGTH	TEAM	ADJ.	CONF.	ADJ CONF.
Average RPI Loss:	124	RECORD	PCT. RANK	GAMES	SCHEDULE	OF SCHEDULE	RPI	RPI	RPI	RPI
DIV. I ONLY	7- 11	235	5- 5	218	239	233	233	25	25	
DIV. I NON-CONF.	3- 8	268	1- 4	90	214	209	209	25	25	

TOTALS	RPI 1-25	RPI 26-50	W-L RECORDS	RPI 51-100	RPI 101-999	RPI 201+				
7- 11	0- 1	0- 1	OVERALL	0- 4	7- 5	7- 2				
4- 3	0- 0	0- 0	HOME	0- 3	4- 0	4- 0				
2- 8	0- 1	0- 1	AWAY	0- 1	2- 5	2- 2				
1- 0	0- 0	0- 0	NEUTRAL	0- 0	1- 0	1- 0				
3- 8	0- 1	0- 1	NON-CONFERENCE	0- 3	3- 3	3- 2				
1- 2	0- 0	0- 0	HOME	0- 2	1- 0	1- 0				
1- 6	0- 1	0- 1	AWAY	0- 1	1- 3	1- 2				
1- 0	0- 0	0- 0	NEUTRAL	0- 0	1- 0	1- 0				
4- 3	0- 0	0- 0	CONFERENCE	0- 1	4- 2	4- 0				
3- 1	0- 0	0- 0	HOME	0- 1	3- 0	3- 0				
1- 2	0- 0	0- 0	AWAY	0- 0	1- 2	1- 0				
0- 0	0- 0	0- 0	NEUTRAL	0- 0	0- 0	0- 0				

RPI 1-25				RPI 26-50				RPI 51-100				RPI 101+				Team's RPI: 233
RPI	S	Opponent	Score	RPI	S	Opponent	Score	RPI	S	Opponent	Score	RPI	S	Opponent	Score	
25	A	Cal i forni a	66 87	41	A	Vi rgi ni a	47 69	53	H	Qui nni pi ac	64 80	164	A	New Hampshi re	55 68	
								56	H	Al bany (NY)	56 62	197	A	Ni agara	64 65	
								76	H	Fordham	48 54	199	A	Marist	40 65	
								78	A	Penn St.	46 78	218	A	Stony Brook	59 74	
												259	A	Sacred Heart	61 65	
												263	A	LIU Brookl yn	72 38	
												270	H	St. Franci s Brookl yn	57 54	
												301	A	Cani si us	59 56	
												301	H	Cani si us	58 39	
												304	N	Coppi n St.	74 56	
												331	H	I ona	67 63	
												338	H	Saint Peter's	76 64	

LAST 12 Di vi si on I GAMES:																
331	H	I ona	67 63	338	H	Saint Peter's	76 64									
197	A	Ni agara	64 65	41	A	Vi rgi ni a	47 69									
301	A	Cani si us	59 56	263	A	LIU Brookl yn	72 38									
199	A	Marist	40 65	164	A	New Hampshi re	55 68									
301	H	Cani si us	58 39	56	H	Al bany (NY)	56 62									
53	H	Qui nni pi ac	64 80	78	A	Penn St.	46 78									

Non-Di v I Games:

Manhattan

Average RPI Win:	259	WON-LOST	WINNING	LAST 10	STRENGTH OF	OPP. STRENGTH	TEAM	ADJ.	CONF.	ADJ CONF.
Average RPI Loss:	125	RECORD	PCT. RANK	GAMES	SCHEDULE	OF SCHEDULE	RPI	RPI	RPI	RPI
DIV. I ONLY	8- 10	210	6- 3	189	197	199	199	25	25	
DIV. I NON-CONF.	4- 8	239	3- 2	164	188	228	228	25	25	

TOTALS	RPI 1-25	RPI 26-50	W-L RECORDS	RPI 51-100	RPI 101-999	RPI 201+				
8- 10	0- 0	0- 2	OVERALL	0- 2	8- 6	7- 2				
5- 2	0- 0	0- 0	HOME	0- 1	5- 1	5- 0				
3- 6	0- 0	0- 0	AWAY	0- 1	3- 5	2- 2				
0- 2	0- 0	0- 2	NEUTRAL	0- 0	0- 0	0- 0				
4- 8	0- 0	0- 2	NON-CONFERENCE	0- 1	4- 5	3- 2				
2- 2	0- 0	0- 0	HOME	0- 1	2- 1	2- 0				
2- 4	0- 0	0- 0	AWAY	0- 0	2- 4	1- 2				
0- 2	0- 0	0- 2	NEUTRAL	0- 0	0- 0	0- 0				
4- 2	0- 0	0- 0	CONFERENCE	0- 1	4- 1	4- 0				
3- 0	0- 0	0- 0	HOME	0- 0	3- 0	3- 0				
1- 2	0- 0	0- 0	AWAY	0- 1	1- 1	1- 0				
0- 0	0- 0	0- 0	NEUTRAL	0- 0	0- 0	0- 0				

RPI 1-25				RPI 26-50				RPI 51-100				RPI 101+				Team's RPI: 199	
RPI	S	Opponent	Score	RPI	S	Opponent	Score	RPI	S	Opponent	Score	RPI	S	Opponent	Score		
				44	N	Southern Cal i forni a	57 78	53	A	Qui nni pi ac	56 62	103	A	Seton Hal l	60 85		
				45	N	Purdue	47 61	81	H	Navy	70 77	105	H	Dartmouth	51 60		
												168	A	Boston U.	80 52		
												171	A	Temple	77 83		
												196	A	Si ena	53 58		
												213	A	Northeastern	72 78		
												225	H	Holy Cross	85 74		
												233	H	Manhattan	65 40		
												238	A	Hawai i	63 70		
												269	A	Ri der	80 69		
												274	H	Fairfi eld	71 63		
												280	H	Monmouth	69 46		
												299	A	Massachusetts	88 60		
												320	H	Rhode Isl and	64 42		
LAST 12 Di vi si on I GAMES:																	
				196	A	Si ena	53 58	299	A	Massachusetts	88 60						
				274	H	Fairfi eld	71 63	171	A	Temple	77 83						
				53	A	Qui nni pi ac	56 62	168	A	Boston U.	80 52						
				233	H	Manhattan	65 40	320	H	Rhode Isl and	64 42						
				280	H	Monmouth	69 46	105	H	Dartmouth	51 60						
				269	A	Ri der	80 69	103	A	Seton Hal l	60 85						

Non-Di v I Games:

Marist

Average RPI Win: 144		WON-LOST	WINNING	LAST 10	STRENGTH OF	OPP. STRENGTH	TEAM	ADJ.	CONF.	ADJ CONF.
Average RPI Loss: 44		RECORD	PCT. RANK	GAMES	SCHEDULE	OF SCHEDULE	RPI	RPI	RPI	RPI
DIV. I ONLY		13- 6	76	8- 2	32	24	27	27	6	6
DIV. I NON-CONF.		6- 5	153	2- 2	22	33	48	48	5	5

TOTALS		RPI 1-25		RPI 26-50	W-L RECORDS		RPI 51-100	RPI 101-999	RPI 201+	
13- 6	0- 3			2- 1	OVERALL		3- 1	8- 1	3- 0	
9- 0	0- 0			2- 0	HOME		1- 0	6- 0	2- 0	
3- 5	0- 2			0- 1	AWAY		2- 1	1- 1	0- 0	
1- 1	0- 1			0- 0	NEUTRAL		0- 0	1- 0	1- 0	
6- 5	0- 3			0- 1	NON-CONFERENCE		1- 1	5- 0	3- 0	
4- 0	0- 0			0- 0	HOME		0- 0	4- 0	2- 0	
1- 4	0- 2			0- 1	AWAY		1- 1	0- 0	0- 0	
1- 1	0- 1			0- 0	NEUTRAL		0- 0	1- 0	1- 0	
7- 1	0- 0			2- 0	CONFERENCE		2- 0	3- 1	0- 0	
5- 0	0- 0			2- 0	HOME		1- 0	2- 0	0- 0	
2- 1	0- 0			0- 0	AWAY		1- 0	1- 1	0- 0	
0- 0	0- 0			0- 0	NEUTRAL		0- 0	0- 0	0- 0	

RPI	S	Opponent	Score	RPI	S	Opponent	Score	RPI	S	Opponent	Score	RPI	S	Opponent	Score
2	A	Notre Dame	85 91	26	A	Michigan	76 82	61	A	Creighton	92 77	103	H	Seton Hall	97 84
8	N	Tennessee	99 101	28	H	DePaul	93 81	71	A	New Mexico	87 88	139	A	Georgetown	58 85
15	A	Green Bay	55 63	31	H	St. John's (NY)	74 72	77	H	Butler	69 67	143	H	Xavier	88 67
								93	A	Milwaukee	83 68	176	A	Providence	77 60
												189	H	Wisconsin	88 65
												198	H	Army West Point	83 53
												236	H	Loyola Maryland	83 63
												248	N	Montana	87 68
												293	H	Loyola Chicago	92 30

Team's RPI: 27															
LAST 12 Division I GAMES:															
139	A	Georgetown	58 85	103	H	Seton Hall	97 84	31	H	St. John's (NY)	74 72	2	A	Notre Dame	85 91
143	H	Xavier	88 67	77	H	Butler	69 67	93	A	Milwaukee	83 68	198	H	Army West Point	83 53
176	A	Providence	77 60	61	A	Creighton	92 77	26	A	Michigan	76 82				
28	H	DePaul	93 81												

Non-Div I Games:

Marquette

Average RPI Win:	328	WON-LOST	WINNING	LAST 10	STRENGTH OF	OPP. STRENGTH	TEAM	ADJ.	CONF.	ADJ CONF.
Average RPI Loss:	185	RECORD	PCT. RANK	GAMES	SCHEDULE	OF SCHEDULE	RPI	RPI	RPI	RPI

DIV. I ONLY	4- 11	290	2- 6	334	236	330	330	18	18
DIV. I NON-CONF.	4- 7	226	3- 3	335	247	329	329	19	19

TOTALS	RPI 1-25	RPI 26-50	W-L RECORDS	RPI 51-100	RPI 101-999	RPI 201+			
4- 11	0- 0	0- 0	OVERALL	0- 2	4- 9	4- 3			
3- 5	0- 0	0- 0	HOME	0- 2	3- 3	3- 1			
1- 6	0- 0	0- 0	AWAY	0- 0	1- 6	1- 2			
0- 0	0- 0	0- 0	NEUTRAL	0- 0	0- 0	0- 0			
4- 7	0- 0	0- 0	NON-CONFERENCE	0- 2	4- 5	4- 1			
3- 4	0- 0	0- 0	HOME	0- 2	3- 2	3- 1			
1- 3	0- 0	0- 0	AWAY	0- 0	1- 3	1- 0			
0- 0	0- 0	0- 0	NEUTRAL	0- 0	0- 0	0- 0			
0- 4	0- 0	0- 0	CONFERENCE	0- 0	0- 4	0- 2			
0- 1	0- 0	0- 0	HOME	0- 0	0- 1	0- 0			
0- 3	0- 0	0- 0	AWAY	0- 0	0- 3	0- 2			
0- 0	0- 0	0- 0	NEUTRAL	0- 0	0- 0	0- 0			

RPI 1-25				RPI 26-50				RPI 51-100				RPI 101+ Team's RPI: 330			
RPI	S	Opponent	Score	RPI	S	Opponent	Score	RPI	S	Opponent	Score	RPI	S	Opponent	Score
								78	H	Penn St.	65 80	106	A	Kentucky	39 69
								79	H	Ohi o	52 54	133	A	Cleveland St.	76 85
												172	H	Southern Ill.	59 64
												191	H	Loui si ana Tech	65 74
												195	A	Flori da	69 74
												201	A	Fla. Atlanti c	59 79
												276	H	Morgan St.	73 68
												277	H	Appal achi an St.	54 56
												278	A	FIU	54 67
												323	A	Old Domi ni on	53 69
												343	H	Winthrop	70 40
												345	A	Tennessee St.	71 65
												348	H	Longwood	90 45
LAST 12 Division I GAMES:															
323	A	Old Domi ni on	53 69	195	A	Flori da	69 74								
191	H	Loui si ana Tech	65 74	276	H	Morgan St.	73 68								
278	A	FIU	54 67	172	H	Southern Ill.	59 64								
201	A	Fla. Atlanti c	59 79	343	H	Winthrop	70 40								
345	A	Tennessee St.	71 65	106	A	Kentucky	39 69								
277	H	Appal achi an St.	54 56	79	H	Ohi o	52 54								

Non-Div I Games: Ky. Christian 111 38 Alice Lloyd 96 46

Marshall

Average RPI Win:	156	WON-LOST	WINNING	LAST 10	STRENGTH OF	OPP. STRENGTH	TEAM	ADJ.	CONF.	ADJ CONF.
Average RPI Loss:	20	RECORD	PCT. RANK	GAMES	SCHEDULE	OF SCHEDULE	RPI	RPI	RPI	RPI
DIV. I ONLY	16- 3	15	1- 0	98	15	32	32	4	4	
DIV. I NON-CONF.	11- 2	23	1- 0	136	21	35	35	4	4	

TOTALS	RPI 1-25	RPI 26-50	W-L RECORDS	RPI 51-100	RPI 101-999	RPI 201+				
16- 3	0- 2	2- 1	OVERALL	5- 0	9- 0	6- 0				
9- 2	0- 1	1- 1	HOME	3- 0	5- 0	3- 0				
6- 1	0- 1	1- 0	AWAY	2- 0	3- 0	2- 0				
1- 0	0- 0	0- 0	NEUTRAL	0- 0	1- 0	1- 0				
11- 2	0- 2	1- 0	NON-CONFERENCE	3- 0	7- 0	6- 0				
6- 1	0- 1	0- 0	HOME	2- 0	4- 0	3- 0				
4- 1	0- 1	1- 0	AWAY	1- 0	2- 0	2- 0				
1- 0	0- 0	0- 0	NEUTRAL	0- 0	1- 0	1- 0				
5- 1	0- 0	1- 1	CONFERENCE	2- 0	2- 0	0- 0				
3- 1	0- 0	1- 1	HOME	1- 0	1- 0	0- 0				
2- 0	0- 0	0- 0	AWAY	1- 0	1- 0	0- 0				
0- 0	0- 0	0- 0	NEUTRAL	0- 0	0- 0	0- 0				

RPI 1-25				RPI 26-50				RPI 51-100				RPI 101+			
RPI	S	Opponent	Score	RPI	S	Opponent	Score	RPI	S	Opponent	Score	RPI	S	Opponent	Score
1	A	UConn	72 97	29	H	Iowa	80 64	56	H	Albany (NY)	91 58	161	H	Illinois	100 65
18	H	South Carolina	86 94	41	A	Virginia	60 59	64	A	Miami (FL)	79 71	189	A	Wisconsin	71 44
				42	H	Michigan St.	68 82	68	H	Indiana	74 70	197	H	Niagara	92 65
								78	A	Penn St.	69 65	221	A	Akron	75 54
								92	H	George Washington	80 54	228	H	Howard	111 49
												236	H	Loyola Maryland	114 45
												261	H	Mt. St. Mary's	97 57
												266	N	Kennesaw St.	89 35
												304	A	Coppin St.	113 49

LAST 12 Division I GAMES:															
				64	A	Miami (FL)	79 71	161	H	Illinois	100 65				
				68	H	Indiana	74 70	304	A	Coppin St.	113 49				
				42	H	Michigan St.	68 82	236	H	Loyola Maryland	114 45				
				189	A	Wisconsin	71 44	92	H	George Washington	80 54				
				29	H	Iowa	80 64	261	H	Mt. St. Mary's	97 57				
				78	A	Penn St.	69 65	221	A	Akron	75 54				

Non-Div I Games:

Maryland

Average RPI Win:	292	WON-LOST	WINNING	LAST 10	STRENGTH OF	OPP. STRENGTH	TEAM	ADJ.	CONF.	ADJ CONF.
Average RPI Loss:	179	RECORD	PCT. RANK	GAMES	SCHEDULE	OF SCHEDULE	RPI	RPI	RPI	RPI
DIV. I ONLY	6- 10	248	3- 6	331	279	299	299	13	13	
DIV. I NON-CONF.	6- 5	153	4- 2	348	330	303	303	11	11	

TOTALS	RPI 1-25	RPI 26-50	W-L RECORDS	RPI 51-100	RPI 101-999	RPI 201+				
6- 10	0- 0	0- 0	OVERALL	0- 2	6- 8	5- 4				
3- 4	0- 0	0- 0	HOME	0- 1	3- 3	2- 1				
2- 6	0- 0	0- 0	AWAY	0- 1	2- 5	2- 3				
1- 0	0- 0	0- 0	NEUTRAL	0- 0	1- 0	1- 0				
6- 5	0- 0	0- 0	NON-CONFERENCE	0- 0	6- 5	5- 3				
3- 2	0- 0	0- 0	HOME	0- 0	3- 2	2- 1				
2- 3	0- 0	0- 0	AWAY	0- 0	2- 3	2- 2				
1- 0	0- 0	0- 0	NEUTRAL	0- 0	1- 0	1- 0				
0- 5	0- 0	0- 0	CONFERENCE	0- 2	0- 3	0- 1				
0- 2	0- 0	0- 0	HOME	0- 1	0- 1	0- 0				
0- 3	0- 0	0- 0	AWAY	0- 1	0- 2	0- 1				
0- 0	0- 0	0- 0	NEUTRAL	0- 0	0- 0	0- 0				

RPI 1-25				RPI 26-50				RPI 51-100				RPI 101+				Team's RPI: 299
RPI	S	Opponent	Score	RPI	S	Opponent	Score	RPI	S	Opponent	Score	RPI	S	Opponent	Score	
								73	A	Duquesne	57 60	116	A	Saint Louis	63 64	
								76	H	Fordham	51 62	142	A	North Dakota	52 82	
												147	H	Liberty	64 61	
												156	H	Saint Joseph's	79 84	
												199	H	Marist	60 88	
												213	H	Northeastern	54 64	
												234	A	St. Bonaventure	59 69	
												264	A	North Dakota St.	70 82	
												285	H	Towson	72 49	
												287	A	Incarnate Word	64 45	
												313	A	UTRGV	59 67	
												338	H	Saint Peter's	81 65	
												344	N	Mississippi Val.	85 46	
												349	A	UMass Lowell	73 63	

LAST 12 Division I GAMES:																
				116	A	Saint Louis	63 64	349	A	UMass Lowell	73 63					
				156	H	Saint Joseph's	79 84	338	H	Saint Peter's	81 65					
				234	A	St. Bonaventure	59 69	344	N	Mississippi Val.	85 46					
				76	H	Fordham	51 62	313	A	UTRGV	59 67					
				73	A	Duquesne	57 60	287	A	Incarnate Word	64 45					
				199	H	Marist	60 88	147	H	Liberty	64 61					

Non-Div I Games: Me.-Fort Kent 111 45 Fisher 121 38

Massachusetts

Average RPI Win:	313	WON-LOST	WINNING	LAST 10	STRENGTH OF	OPP. STRENGTH	TEAM	ADJ.	CONF.	ADJ CONF.
Average RPI Loss:	158	RECORD	PCT. RANK	GAMES	SCHEDULE	OF SCHEDULE	RPI	RPI	RPI	RPI
DIV. I ONLY	5- 10	258	4- 6	320	191	294	294	27	27	
DIV. I NON-CONF.	1- 7	310	0- 4	139	127	290	290	26	26	

TOTALS	RPI 1-25	RPI 26-50	W-L RECORDS	RPI 51-100	RPI 101-999	RPI 201+				
5- 10	0- 2	0- 0	OVERALL	0- 0	5- 8	5- 4				
2- 5	0- 0	0- 0	HOME	0- 0	2- 5	2- 3				
3- 5	0- 2	0- 0	AWAY	0- 0	3- 3	3- 1				
0- 0	0- 0	0- 0	NEUTRAL	0- 0	0- 0	0- 0				
1- 7	0- 2	0- 0	NON-CONFERENCE	0- 0	1- 5	1- 2				
1- 2	0- 0	0- 0	HOME	0- 0	1- 2	1- 1				
0- 5	0- 2	0- 0	AWAY	0- 0	0- 3	0- 1				
0- 0	0- 0	0- 0	NEUTRAL	0- 0	0- 0	0- 0				
4- 3	0- 0	0- 0	CONFERENCE	0- 0	4- 3	4- 2				
1- 3	0- 0	0- 0	HOME	0- 0	1- 3	1- 2				
3- 0	0- 0	0- 0	AWAY	0- 0	3- 0	3- 0				
0- 0	0- 0	0- 0	NEUTRAL	0- 0	0- 0	0- 0				

RPI 1-25				RPI 26-50				RPI 51-100				RPI 101+ Team's RPI: 294			
RPI	S	Opponent	Score	RPI	S	Opponent	Score	RPI	S	Opponent	Score	RPI	S	Opponent	Score
10	A	Texas	34 100									110	H	Tulane	66 70
14	A	Baylor	34 95									117	A	Louisiana	86 98
												185	H	New Orleans	64 77
												191	A	Louisiana Tech	62 78
												212	A	SMU	59 65
												229	H	Abilene Christian	75 80
												253	H	Nicholls St.	54 61
												254	H	Grambling	60 75
												287	A	Incarnate Word	66 57
												297	A	Southeastern La.	77 65
												316	H	Northwestern St.	72 67
												328	H	La.-Monroe	65 61
												335	A	Houston Baptist	86 74
LAST 12 Division I GAMES:															
335	A	Houston Baptist	86 74	287	A	Incarnate Word	66 57								
297	A	Southeastern La.	77 65	212	A	SMU	59 65								
253	H	Nicholls St.	54 61	191	A	Louisiana Tech	62 78								
185	H	New Orleans	64 77	14	A	Baylor	34 95								
229	H	Abilene Christian	75 80	117	A	Louisiana	86 98								
316	H	Northwestern St.	72 67	110	H	Tulane	66 70								

Non-Div I Games: LSU-Alexandria 73 53 Louisiana Col. 84 46 Southern-N. O. 76 61

McNeese

Average RPI Win:	214	WON-LOST	WINNING	LAST 10	STRENGTH OF	OPP. STRENGTH	TEAM	ADJ.	CONF.	ADJ CONF.
Average RPI Loss:	99	RECORD	PCT. RANK	GAMES	SCHEDULE	OF SCHEDULE	RPI	RPI	RPI	RPI
DIV. I ONLY	7- 11	235	6- 4	54	106	169	169	8	8	
DIV. I NON-CONF.	5- 8	220	4- 3	106	177	218	218	7	7	

TOTALS	RPI 1-25	RPI 26-50	W-L RECORDS	RPI 51-100	RPI 101-999	RPI 201+				
7- 11	0- 3	0- 1	OVERALL	1- 1	6- 6	4- 0				
5- 4	0- 1	0- 0	HOME	1- 1	4- 2	4- 0				
2- 4	0- 1	0- 0	AWAY	0- 0	2- 3	0- 0				
0- 3	0- 1	0- 1	NEUTRAL	0- 0	0- 1	0- 0				
5- 8	0- 1	0- 1	NON-CONFERENCE	1- 1	4- 5	3- 0				
4- 3	0- 0	0- 0	HOME	1- 1	3- 2	3- 0				
1- 2	0- 0	0- 0	AWAY	0- 0	1- 2	0- 0				
0- 3	0- 1	0- 1	NEUTRAL	0- 0	0- 1	0- 0				
2- 3	0- 2	0- 0	CONFERENCE	0- 0	2- 1	1- 0				
1- 1	0- 1	0- 0	HOME	0- 0	1- 0	1- 0				
1- 2	0- 1	0- 0	AWAY	0- 0	1- 1	0- 0				
0- 0	0- 0	0- 0	NEUTRAL	0- 0	0- 0	0- 0				

RPI 1-25				RPI 26-50				RPI 51-100				RPI 101+ Team's RPI: 169			
RPI	S	Opponent	Score	RPI	S	Opponent	Score	RPI	S	Opponent	Score	RPI	S	Opponent	Score
1	A	UConn	49 97	28	N	DePaul	67 81	86	H	UAB	64 62	113	N	Kent St.	55 70
6	N	Ohio St.	69 100					96	H	IUPUI	57 80	124	A	Little Rock	57 86
20	H	South Fla.	62 81									126	A	Vanderbilt	71 60
												151	A	Tulsa	69 48
												161	H	Illinois	47 63
												172	H	Southern Ill.	56 68
												177	A	Wichita St.	61 69
												191	A	Louisiana Tech	40 65
												242	H	East Carolina	72 36
												254	H	Grambling	57 48
												296	H	Jackson St.	64 53
												345	H	Tennessee St.	79 75
LAST 12 Division I GAMES:															
20	H	South Fla.	62 81	296	H	Jackson St.	64 53	126	A	Vanderbilt	71 60				
151	A	Tulsa	69 48	86	H	UAB	64 62	161	H	Illinois	47 63				
177	A	Wichita St.	61 69	96	H	IUPUI	57 80	113	N	Kent St.	55 70				
242	H	East Carolina	72 36												
1	A	UConn	49 97												
254	H	Grambling	57 48												

Non-Div I Games:

Memphis

Average RPI Win:	223	WON-LOST	WINNING	LAST 10	STRENGTH OF	OPP. STRENGTH	TEAM	ADJ.	CONF.	ADJ CONF.
Average RPI Loss:	37	RECORD	PCT. RANK	GAMES	SCHEDULE	OF SCHEDULE	RPI	RPI	RPI	RPI
DIV. I ONLY	18- 2	5	10- 0	280	158	80	80	17	17	
DIV. I NON-CONF.	13- 2	21	7- 0	256	172	73	73	15	15	

TOTALS	RPI 1-25	RPI 26-50	W-L RECORDS	RPI 51-100	RPI 101-999	RPI 201+				
18- 2	0- 1	0- 0	OVERALL	3- 1	15- 0	10- 0				
8- 1	0- 1	0- 0	HOME	1- 0	7- 0	6- 0				
9- 0	0- 0	0- 0	AWAY	2- 0	7- 0	3- 0				
1- 1	0- 0	0- 0	NEUTRAL	0- 1	1- 0	1- 0				
13- 2	0- 1	0- 0	NON-CONFERENCE	3- 1	10- 0	7- 0				
6- 1	0- 1	0- 0	HOME	1- 0	5- 0	4- 0				
6- 0	0- 0	0- 0	AWAY	2- 0	4- 0	2- 0				
1- 1	0- 0	0- 0	NEUTRAL	0- 1	1- 0	1- 0				
5- 0	0- 0	0- 0	CONFERENCE	0- 0	5- 0	3- 0				
2- 0	0- 0	0- 0	HOME	0- 0	2- 0	2- 0				
3- 0	0- 0	0- 0	AWAY	0- 0	3- 0	1- 0				
0- 0	0- 0	0- 0	NEUTRAL	0- 0	0- 0	0- 0				

RPI 1-25				RPI 26-50				RPI 51-100 Team's RPI: 80				RPI 101+			
RPI	S	Opponent	Score	RPI	S	Opponent	Score	RPI	S	Opponent	Score	RPI	S	Opponent	Score
21	H	Georgia	54 72					52	N	Western Ky.	62 67	145	H	Davidson	69 54
								54	A	UCF	73 64	166	A	Furman	86 64
								88	A	North Carolina	97 86	178	A	Samford	73 59
								92	H	George Washington	61 44	192	A	Charlotte	90 74
												201	A	Fla. Atlantic	66 55
												228	H	Howard	70 44
												230	H	UNCG	80 57
												255	A	UNC Asheville	67 56
												275	A	Campbell	58 57
												289	A	Wofford	71 46
												298	N	VCU	70 54
												315	H	Western Caro.	72 50
												333	H	South Carolina St.	74 53
												334	H	Ga. Southern	72 45
												343	H	Winthrop	93 45

LAST 12 Division I GAMES:															
315	H	Western Caro.	72 50	88	A	North Carolina	97 86	228	H	Howard	70 44	333	H	South Carolina St.	74 53
230	H	UNCG	80 57	228	H	Howard	70 44	343	H	Winthrop	93 45	255	A	UNC Asheville	67 56
178	A	Samford	73 59	333	H	South Carolina St.	74 53	92	H	George Washington	61 44	289	A	Wofford	71 46
166	A	Furman	86 64	343	H	Winthrop	93 45					192	A	Charlotte	90 74
289	A	Wofford	71 46	255	A	UNC Asheville	67 56								
192	A	Charlotte	90 74	92	H	George Washington	61 44								

Non-Div I Games:

Mercer

Average RPI Win:	227	WON-LOST	WINNING	LAST 10	STRENGTH OF	OPP. STRENGTH	TEAM	ADJ.	CONF.	ADJ CONF.
Average RPI Loss:	92	RECORD	PCT. RANK	GAMES	SCHEDULE	OF SCHEDULE	RPI	RPI	RPI	RPI
DIV. I ONLY	10- 8	140	5- 5	133	187	129	129	7	7	
DIV. I NON-CONF.	8- 3	65	5- 0	249	299	102	102	8	8	

TOTALS	RPI 1-25	RPI 26-50	W-L RECORDS	RPI 51-100	RPI 101-999	RPI 201+				
10- 8	0- 1	0- 3	OVERALL	1- 1	9- 3	7- 0				
7- 2	0- 0	0- 1	HOME	0- 0	7- 1	5- 0				
2- 6	0- 1	0- 2	AWAY	1- 1	1- 2	1- 0				
1- 0	0- 0	0- 0	NEUTRAL	0- 0	1- 0	1- 0				
8- 3	0- 0	0- 1	NON-CONFERENCE	1- 0	7- 2	6- 0				
5- 0	0- 0	0- 0	HOME	0- 0	5- 0	4- 0				
2- 3	0- 0	0- 1	AWAY	1- 0	1- 2	1- 0				
1- 0	0- 0	0- 0	NEUTRAL	0- 0	1- 0	1- 0				
2- 5	0- 1	0- 2	CONFERENCE	0- 1	2- 1	1- 0				
2- 2	0- 0	0- 1	HOME	0- 0	2- 1	1- 0				
0- 3	0- 1	0- 1	AWAY	0- 1	0- 0	0- 0				
0- 0	0- 0	0- 0	NEUTRAL	0- 0	0- 0	0- 0				

RPI 1-25				RPI 26-50				RPI 51-100				RPI 101+ Team's RPI: 129			
RPI	S	Opponent	Score	RPI	S	Opponent	Score	RPI	S	Opponent	Score	RPI	S	Opponent	Score
22	A	Buffalo	67 72	36	A	Ball St.	61 86	91	A	Western Mich.	70 81	136	H	Jacksonville St.	58 55
				38	H	Central Mich.	66 84	96	A	IUPUI	96 83	141	A	Cincinnati	62 73
				45	A	Purdue	66 75					146	H	Northern Ill.	67 65
												167	A	Loyola Marymount	71 84
												193	H	Eastern Mich.	59 74
												204	N	Denver	69 52
												221	H	Akron	75 67
												260	H	Valparaiso	77 68
												284	H	Detroit Mercy	91 64
												292	A	Indiana St.	68 56
												301	H	Cani si us	72 47
												329	H	Florida A&M	73 33
LAST 12 Division I GAMES:															
				91	A	Western Mich.	70 81	146	H	Northern Ill.	67 65				
				221	H	Akron	75 67	329	H	Florida A&M	73 33				
				193	H	Eastern Mich.	59 74	292	A	Indiana St.	68 56				
				22	A	Buffalo	67 72	136	H	Jacksonville St.	58 55				
				38	H	Central Mich.	66 84	96	A	IUPUI	96 83				
				36	A	Ball St.	61 86	301	H	Cani si us	72 47				

Non-Div I Games:

Average RPI Win:	234	WON-LOST	WINNING	LAST 10	STRENGTH OF	OPP. STRENGTH	TEAM	ADJ.	CONF.	ADJ CONF.
Average RPI Loss:	72	RECORD	PCT. RANK	GAMES	SCHEDULE	OF SCHEDULE	RPI	RPI	RPI	RPI
DIV. I ONLY	11- 8	127	5- 5	166	133	118	118	18	18	
DIV. I NON-CONF.	8- 5	112	3- 3	251	84	123	123	19	19	

TOTALS	RPI 1-25	RPI 26-50	W-L RECORDS	RPI 51-100	RPI 101-999	RPI 201+				
11- 8	0- 1	0- 1	OVERALL	0- 4	11- 2	8- 0				
6- 2	0- 0	0- 0	HOME	0- 1	6- 1	5- 0				
4- 5	0- 1	0- 0	AWAY	0- 3	4- 1	2- 0				
1- 1	0- 0	0- 1	NEUTRAL	0- 0	1- 0	1- 0				
8- 5	0- 1	0- 1	NON-CONFERENCE	0- 2	8- 1	6- 0				
5- 0	0- 0	0- 0	HOME	0- 0	5- 0	4- 0				
2- 4	0- 1	0- 0	AWAY	0- 2	2- 1	1- 0				
1- 1	0- 0	0- 1	NEUTRAL	0- 0	1- 0	1- 0				
3- 3	0- 0	0- 0	CONFERENCE	0- 2	3- 1	2- 0				
1- 2	0- 0	0- 0	HOME	0- 1	1- 1	1- 0				
2- 1	0- 0	0- 0	AWAY	0- 1	2- 0	1- 0				
0- 0	0- 0	0- 0	NEUTRAL	0- 0	0- 0	0- 0				

RPI 1-25				RPI 26-50				RPI 51-100				RPI 101+ Team's RPI: 118			
RPI	S	Opponent	Score	RPI	S	Opponent	Score	RPI	S	Opponent	Score	RPI	S	Opponent	Score
4	A	Louisville	26 80	44	N	Southern California	57 72	52	A	Western Ky.	43 57	106	H	Kentucky	62 57
								58	A	Georgia Tech	45 48	110	A	Tulane	44 62
								86	H	UAB	51 59	123	H	Southern Miss.	53 61
								99	A	Ole Miss	56 65	126	A	Vanderbilt	65 54
												131	A	UTEP	54 45
												217	H	North Texas	56 48
												243	H	Troy	73 57
												255	A	UNC Asheville	72 57
												257	H	Lipscomb	72 48
												301	N	Canisius	55 45
												304	H	Coppin St.	69 39
												311	A	UTSA	62 47
												325	H	Tennessee Tech	58 44

LAST 12 Division I GAMES:															
123	H	Southern Miss.	53 61	106	H	Kentucky	62 57	301	N	Canisius	55 45	44	N	Southern California	57 72
217	H	North Texas	56 48	58	A	Georgia Tech	45 48	110	A	Tulane	44 62	126	A	Vanderbilt	65 54
131	A	UTEP	54 45	86	H	UAB	51 59	243	H	Troy	73 57	131	A	UTEP	54 45
311	A	UTSA	62 47	99	A	Ole Miss	56 65	4	A	Louisville	26 80	217	H	North Texas	56 48
86	H	UAB	51 59									243	H	Troy	73 57
52	A	Western Ky.	43 57									255	A	UNC Asheville	72 57

Non-Div I Games:

Middle Tenn.

Average RPI Win:	235	WON-LOST	WINNING	LAST 10	STRENGTH OF	OPP. STRENGTH	TEAM	ADJ.	CONF.	ADJ CONF.
Average RPI Loss:	60	RECORD	PCT. RANK	GAMES	SCHEDULE	OF SCHEDULE	RPI	RPI	RPI	RPI
DIV. I ONLY	15- 5	48	7- 3	261	145	93	93	11	11	
DIV. I NON-CONF.	9- 3	61	3- 1	278	156	114	114	12	12	

TOTALS	RPI 1-25	RPI 26-50	W-L RECORDS	RPI 51-100	RPI 101-999	RPI 201+				
15- 5	0- 1	0- 2	OVERALL	0- 1	15- 1	10- 0				
5- 1	0- 0	0- 1	HOME	0- 0	5- 0	4- 0				
9- 3	0- 1	0- 0	AWAY	0- 1	9- 1	5- 0				
1- 1	0- 0	0- 1	NEUTRAL	0- 0	1- 0	1- 0				
9- 3	0- 0	0- 2	NON-CONFERENCE	0- 0	9- 1	6- 0				
3- 1	0- 0	0- 1	HOME	0- 0	3- 0	3- 0				
5- 1	0- 0	0- 0	AWAY	0- 0	5- 1	2- 0				
1- 1	0- 0	0- 1	NEUTRAL	0- 0	1- 0	1- 0				
6- 2	0- 1	0- 0	CONFERENCE	0- 1	6- 0	4- 0				
2- 0	0- 0	0- 0	HOME	0- 0	2- 0	1- 0				
4- 2	0- 1	0- 0	AWAY	0- 1	4- 0	3- 0				
0- 0	0- 0	0- 0	NEUTRAL	0- 0	0- 0	0- 0				

RPI	S	Opponent	Score	RPI	S	Opponent	Score	RPI	S	Opponent	Score	RPI	S	Opponent	Score
15	A	Green Bay	29 52	27	H	Marquette	68 83	90	A	Wright St.	51 56	111	A	Western Ill.	77 67
				48	N	Houston	59 74					120	A	Drake	73 77
												133	H	Cleveland St.	79 72
												155	A	Oakland	74 62
												170	A	Northwestern	66 57
												189	A	Wisconsin	67 64
												224	N	CSUN	58 50
												237	H	Youngstown St.	62 61
												244	H	Illinois St.	61 59
												256	A	Northern Ky.	52 49
												264	H	North Dakota St.	74 38
												284	A	Detroit Mercy	70 61
												293	H	Loyola Chicago	63 41
												305	A	Fort Wayne	60 48
												321	A	Ill.-Chicago	76 53
												337	A	Chicago St.	84 59

LAST 12 Division I GAMES:															
284	A	Detroit Mercy	70 61	90	A	Wright St.	51 56								
155	A	Oakland	74 62	256	A	Northern Ky.	52 49								
321	A	Ill.-Chicago	76 53	337	A	Chicago St.	84 59								
237	H	Youngstown St.	62 61	27	H	Marquette	68 83								
133	H	Cleveland St.	79 72	189	A	Wisconsin	67 64								
15	A	Green Bay	29 52	305	A	Fort Wayne	60 48								

Non-Div I Games:

Milwaukee

Average RPI	Win:	168	WON-LOST	WINNING	LAST 10	STRENGTH OF	OPP. STRENGTH	TEAM	ADJ.	CONF.	ADJ CONF.
Average RPI	Loss:	71	RECORD	PCT. RANK	GAMES	SCHEDULE	OF SCHEDULE	RPI	RPI	RPI	RPI
DIV. I ONLY		15- 5	48	6- 4	106	57	47	47	4	4	
DIV. I NON-CONF.		11- 2	23	4- 1	225	135	52	52	4	4	

TOTALS	RPI 1-25		RPI 26-50		W-L RECORDS	RPI 51-100		RPI 101-999		RPI 201+	
15- 5	0- 2		1- 0		OVERALL	1- 2		13- 1		3- 0	
9- 1	0- 0		1- 0		HOME	0- 1		8- 0		2- 0	
5- 4	0- 2		0- 0		AWAY	1- 1		4- 1		1- 0	
1- 0	0- 0		0- 0		NEUTRAL	0- 0		1- 0		0- 0	
11- 2	0- 0		0- 0		NON-CONFERENCE	0- 1		11- 1		3- 0	
7- 0	0- 0		0- 0		HOME	0- 0		7- 0		2- 0	
3- 2	0- 0		0- 0		AWAY	0- 1		3- 1		1- 0	
1- 0	0- 0		0- 0		NEUTRAL	0- 0		1- 0		0- 0	
4- 3	0- 2		1- 0		CONFERENCE	1- 1		2- 0		0- 0	
2- 1	0- 0		1- 0		HOME	0- 1		1- 0		0- 0	
2- 2	0- 2		0- 0		AWAY	1- 0		1- 0		0- 0	
0- 0	0- 0		0- 0		NEUTRAL	0- 0		0- 0		0- 0	

RPI	S	Opponent	Score	RPI	S	Opponent	Score	Team's RPI: 47	RPI	S	Opponent	Score	RPI	S	Opponent	Score
6	A	Ohio St.	75 91	42	H	Michigan St.	83 77		75	H	Nebraska	74 79	101	N	Wake Forest	93 81
11	A	Rutgers	70 80						78	A	Penn St.	91 71	102	A	UNLV	79 72
									88	A	North Carolina	83 88	139	A	Georgetown	73 63
													143	H	Xavier	74 62
													159	H	Lehigh	107 73
													170	A	Northwestern	90 63
													173	H	Cal Poly	112 68
													174	A	San Diego	69 72
													179	H	Boston College	78 68
													189	H	Wisconsin	90 65
													193	H	Eastern Mich.	80 56
													227	H	UC Riverside	101 75
													298	H	VCU	108 63
													320	A	Rhode Island	82 60

LAST 12 Division I GAMES:																
189	H	Wisconsin	90 65	170	A	Northwestern	90 63									
11	A	Rutgers	70 80	227	H	UC Riverside	101 75									
78	A	Penn St.	91 71	173	H	Cal Poly	112 68									
42	H	Michigan St.	83 77	174	A	San Diego	69 72									
6	A	Ohio St.	75 91	139	A	Georgetown	73 63									
75	H	Nebraska	74 79	193	H	Eastern Mich.	80 56									

Non-Div I Games:

Minnesota

Average RPI	Win:	99	WON-LOST	WINNING	LAST 10	STRENGTH OF	OPP. STRENGTH	TEAM	ADJ.	CONF.	ADJ CONF.
Average RPI	Loss:	0	RECORD	PCT. RANK	GAMES	SCHEDULE	OF SCHEDULE	RPI	RPI	RPI	RPI
DIV. I ONLY		19- 0		1	10- 0	13	30	3	3	2	2
DIV. I NON-CONF.		14- 0		1	7- 0	41	25	3	3	2	2

TOTALS	RPI 1-25		RPI 26-50		W-L RECORDS	RPI 51-100		RPI 101-999		RPI 201+	
19- 0	4- 0		4- 0		OVERALL	4- 0		7- 0		3- 0	
11- 0	1- 0		2- 0		HOME	4- 0		4- 0		2- 0	
3- 0	1- 0		1- 0		AWAY	0- 0		1- 0		0- 0	
5- 0	2- 0		1- 0		NEUTRAL	0- 0		2- 0		1- 0	
14- 0	3- 0		3- 0		NON-CONFERENCE	1- 0		7- 0		3- 0	
8- 0	1- 0		2- 0		HOME	1- 0		4- 0		2- 0	
1- 0	0- 0		0- 0		AWAY	0- 0		1- 0		0- 0	
5- 0	2- 0		1- 0		NEUTRAL	0- 0		2- 0		1- 0	
5- 0	1- 0		1- 0		CONFERENCE	3- 0		0- 0		0- 0	
3- 0	0- 0		0- 0		HOME	3- 0		0- 0		0- 0	
2- 0	1- 0		1- 0		AWAY	0- 0		0- 0		0- 0	
0- 0	0- 0		0- 0		NEUTRAL	0- 0		0- 0		0- 0	

RPI	S	Opponent	Score	RPI	S	Opponent	Score	RPI	S	Opponent	Score	RPI	S	Opponent	Score
7	H	Oregon	90 79	33	N	Arizona St.	65 57	72	H	Alabama	75 61	102	A	UNLV	103 63
15	N	Green Bay	67 46	37	H	Oklahoma St.	79 76	82	H	Arkansas	111 69	117	N	Louisiana	94 37
21	A	Georgia	86 62	41	H	Virginia	68 53	83	H	Maine	83 43	123	H	Southern Miss.	91 56
24	N	Syracuse	76 65	43	A	LSU	83 70	99	H	Ole Miss	76 45	124	H	Little Rock	86 48
												203	N	Columbia	90 54
												314	H	Georgia St.	106 50
												344	H	Mississippi Val.	112 36

LAST 12 Division I GAMES:															
72	H	Alabama	75 61	24	N	Syracuse	76 65	102	A	UNLV	103 63				
99	H	Ole Miss	76 45					83	H	Maine	83 43				
43	A	LSU	83 70					7	H	Oregon	90 79				
82	H	Arkansas	111 69					124	H	Little Rock	86 48				
21	A	Georgia	86 62					37	H	Oklahoma St.	79 76				
344	H	Mississippi Val.	112 36												

Non-Div I Games:

Mississippi St.

Average RPI Win:	0	WON-LOST	WINNING	LAST 10	STRENGTH OF	OPP. STRENGTH	TEAM	ADJ.	CONF.	ADJ CONF.
Average RPI Loss:	192	RECORD	PCT. RANK	GAMES	SCHEDULE	OF SCHEDULE	RPI	RPI	RPI	RPI
DIV. I ONLY	0- 18	345	0- 10	248	290	344	344	32	32	
DIV. I NON-CONF.	0- 12	337	0- 6	91	200	307	307	32	32	

TOTALS	RPI 1-25	RPI 26-50	W-L RECORDS	RPI 51-100	RPI 101-999	RPI 201+				
0- 18	0- 1	0- 1	OVERALL	0- 3	0- 13	0- 10				
0- 4	0- 0	0- 0	HOME	0- 0	0- 4	0- 4				
0- 9	0- 0	0- 0	AWAY	0- 0	0- 0	0- 0				
0- 5	0- 0	0- 1	NEUTRAL	0- 1	0- 3	0- 2				
0- 12	0- 1	0- 1	NON-CONFERENCE	0- 3	0- 7	0- 4				
0- 1	0- 0	0- 0	HOME	0- 0	0- 1	0- 1				
0- 6	0- 1	0- 0	AWAY	0- 2	0- 3	0- 1				
0- 5	0- 0	0- 1	NEUTRAL	0- 1	0- 3	0- 2				
0- 6	0- 0	0- 0	CONFERENCE	0- 0	0- 6	0- 6				
0- 3	0- 0	0- 0	HOME	0- 0	0- 3	0- 3				
0- 3	0- 0	0- 0	AWAY	0- 0	0- 3	0- 3				
0- 0	0- 0	0- 0	NEUTRAL	0- 0	0- 0	0- 0				

RPI 1-25				RPI 26-50				RPI 51-100				RPI 101+ Team's RPI: 344			
RPI	S	Opponent	Score	RPI	S	Opponent	Score	RPI	S	Opponent	Score	RPI	S	Opponent	Score
3	A	Mi ssi ssi ppi St.	36 112	42	N	Mi chi gan St.	64 83	52	A	Western Ky.	48 87	120	N	Drake	60 96
								62	N	Dayton	46 65	123	A	Southern Mi ss.	69 84
								86	A	UAB	72 87	137	A	Col orado	48 85
												214	H	Southern U.	54 70
												251	A	Texas Southern	39 55
												253	H	Ni chol l s St.	57 62
												279	H	Al corn	70 76
												282	A	Al abama A&M	48 65
												299	N	Massachusetts	46 85
												300	A	Murray St.	63 64
												308	A	Al abama St.	41 76
												311	N	UTSA	55 68
												341	H	Ark. -Pi ne Bl uff	59 64

LAST 12 Di vi si on I GAMES:															
251	A	Texas Southern	39 55	3	A	Mi ssi ssi ppi St.	36 112	42	N	Mi chi gan St.	64 83	62	N	Dayton	46 65
214	H	Southern U.	54 70	300	A	Murray St.	63 64	253	H	Ni chol l s St.	57 62	52	A	Western Ky.	48 87
279	H	Al corn	70 76												
282	A	Al abama A&M	48 65												
308	A	Al abama St.	41 76												
341	H	Ark. -Pi ne Bl uff	59 64												

Non-Di v I Games:

Mi ssi ssi ppi Val .

RPI 1-25				Team's RPI: 12				RPI 26-50				RPI 51-100				RPI 101+			
RPI	S	Opponent	Score	RPI	S	Opponent	Score	RPI	S	Opponent	Score	RPI	S	Opponent	Score	RPI	S	Opponent	Score
18	H	South Carolina	83 74	43	H	LSU	65 69	52	N	Western Ky.	76 79	109	A	Missouri St.	69 59				
25	A	California	55 52					53	N	Quinnipiac	66 51	116	H	Saint Louis	70 58				
								68	N	Indiana	75 55	126	A	Vanderbilt	81 70				
								69	H	Kansas St.	73 59	143	N	Xavier	74 48				
								72	A	Alabama	62 56	153	H	SIUE	78 48				
								90	H	Wright St.	82 80	161	H	Illinois	72 55				
								99	A	Ole Miss	67 48	185	H	New Orleans	81 45				
												304	N	Coppin St.	73 50				
LAST 12 Division I GAMES:																			
				99	A	Ole Miss	67 48	143	N	Xavier	74 48								
				126	A	Vanderbilt	81 70	68	N	Indiana	75 55								
				18	H	South Carolina	83 74	153	H	SIUE	78 48								
				43	H	LSU	65 69	116	H	Saint Louis	70 58								
				72	A	Alabama	62 56	185	H	New Orleans	81 45								
				161	H	Illinois	72 55	69	H	Kansas St.	73 59								

Missouri

Average RPI Win:	231	WON-LOST	WINNING	LAST 10	STRENGTH OF	OPP. STRENGTH	TEAM	ADJ.	CONF.	ADJ CONF.
Average RPI Loss:	84	RECORD	PCT. RANK	GAMES	SCHEDULE	OF SCHEDULE	RPI	RPI	RPI	RPI
DIV. I ONLY	9- 8	153	8- 2	103	156	109	109	24	24	
DIV. I NON-CONF.	3- 7	254	3- 2	14	63	153	153	22	22	

TOTALS	RPI 1-25	RPI 26-50	W-L RECORDS	RPI 51-100	RPI 101-999	RPI 201+				
9- 8	0- 2	0- 1	OVERALL	0- 1	9- 4	5- 0				
5- 2	0- 1	0- 0	HOME	0- 0	5- 1	1- 0				
4- 4	0- 0	0- 1	AWAY	0- 1	4- 2	4- 0				
0- 2	0- 1	0- 0	NEUTRAL	0- 0	0- 1	0- 0				
3- 7	0- 2	0- 1	NON-CONFERENCE	0- 1	3- 3	0- 0				
3- 1	0- 1	0- 0	HOME	0- 0	3- 0	0- 0				
0- 4	0- 0	0- 1	AWAY	0- 1	0- 2	0- 0				
0- 2	0- 1	0- 0	NEUTRAL	0- 0	0- 1	0- 0				
6- 1	0- 0	0- 0	CONFERENCE	0- 0	6- 1	5- 0				
2- 1	0- 0	0- 0	HOME	0- 0	2- 1	1- 0				
4- 0	0- 0	0- 0	AWAY	0- 0	4- 0	4- 0				
0- 0	0- 0	0- 0	NEUTRAL	0- 0	0- 0	0- 0				

RPI 1-25				RPI 26-50				RPI 51-100				RPI 101+				Team's RPI: 109
RPI	S	Opponent	Score	RPI	S	Opponent	Score	RPI	S	Opponent	Score	RPI	S	Opponent	Score	
12	H	Missouri	59 69	36	A	Ball St.	58 70	72	A	Alabama	61 65	114	N	Penn	60 65	
14	N	Baylor	58 100									120	H	Drake	68 80	
												124	A	Little Rock	51 63	
												170	H	Northwestern	90 59	
												177	A	Wichita St.	58 72	
												177	H	Wichita St.	94 71	
												183	H	Oral Roberts	76 66	
												194	H	UNI	62 52	
												216	A	Bradley	71 65	
												244	A	Illinois St.	56 50	
												260	H	Valparaiso	83 60	
												292	A	Indiana St.	77 63	
												347	A	Evansville	95 65	

LAST 12 Division I GAMES:																
260	H	Valparaiso	83 60	292	A	Indiana St.	77 63	170	H	Northwestern	90 59					
216	A	Bradley	71 65	72	A	Alabama	61 65	183	H	Oral Roberts	76 66					
244	A	Illinois St.	56 50					177	H	Wichita St.	94 71					
194	H	UNI	62 52					124	A	Little Rock	51 63					
120	H	Drake	68 80													
347	A	Evansville	95 65													

Non-Div I Games: Central Mo. 62 36

Missouri St.

Monmouth

M
o
n
m
o
u
t
h

Monmouth

Average RPI Win:	245	WON-LOST	WINNING	LAST 10	STRENGTH OF	OPP. STRENGTH	TEAM	ADJ.	CONF.	ADJ CONF.
Average RPI Loss:	134	RECORD	PCT. RANK	GAMES	SCHEDULE	OF SCHEDULE	RPI	RPI	RPI	RPI
DIV. I ONLY	8- 9	196	5- 4	265	169	248	248	19	19	
DIV. I NON-CONF.	3- 7	254	2- 2	188	228	282	282	16	16	

TOTALS	RPI 1-25	RPI 26-50	W-L RECORDS	RPI 51-100	RPI 101-999	RPI 201+				
8- 9	0- 0	0- 2	OVERALL	0- 2	8- 5	5- 3				
7- 3	0- 0	0- 0	HOME	0- 1	7- 2	5- 1				
1- 4	0- 0	0- 1	AWAY	0- 1	1- 2	0- 1				
0- 2	0- 0	0- 1	NEUTRAL	0- 0	0- 1	0- 1				
3- 7	0- 0	0- 1	NON-CONFERENCE	0- 2	3- 4	2- 2				
3- 3	0- 0	0- 0	HOME	0- 1	3- 2	2- 1				
0- 2	0- 0	0- 0	AWAY	0- 1	0- 1	0- 0				
0- 2	0- 0	0- 1	NEUTRAL	0- 0	0- 1	0- 1				
5- 2	0- 0	0- 1	CONFERENCE	0- 0	5- 1	3- 1				
4- 0	0- 0	0- 0	HOME	0- 0	4- 0	3- 0				
1- 2	0- 0	0- 1	AWAY	0- 0	1- 1	0- 1				
0- 0	0- 0	0- 0	NEUTRAL	0- 0	0- 0	0- 0				

RPI 1-25				RPI 26-50				RPI 51-100				RPI 101+				Team's RPI: 248	
RPI	S	Opponent	Score	RPI	S	Opponent	Score	RPI	S	Opponent	Score	RPI	S	Opponent	Score		
27	N	Marquette	68 87	59	H	Gonzaga	55 70	106	H	Kentucky	54 71						
39	A	Northern Colo.	50 68	67	A	Wyomi ng	62 67	135	H	SFA	60 52						
								138	H	Portland St.	69 53						
								142	A	North Dakota	54 43						
								187	A	Fresno St.	58 61						
								210	H	Seattle U	64 78						
								223	A	Montana St.	64 81						
								272	H	Sacramento St.	68 59						
								292	N	Indiana St.	45 57						
								303	H	Southern Utah	81 71						
								310	H	Cal St. Fullerton	68 47						
								324	H	Northern Ariz.	70 62						
								332	H	Long Beach St.	67 60						
LAST 12 Division I GAMES:																	
223	A	Montana St.	64 81	324	H	Northern Ariz.	70 62	210	H	Seattle U	64 78						
138	H	Portland St.	69 53					187	A	Fresno St.	58 61						
272	H	Sacramento St.	68 59					135	H	SFA	60 52						
39	A	Northern Colo.	50 68					332	H	Long Beach St.	67 60						
142	A	North Dakota	54 43					310	H	Cal St. Fullerton	68 47						
303	H	Southern Utah	81 71														

Non-Div I Games: Rocky Mountain 54 38

Montana

Average RPI Win:	246	WON-LOST	WINNING	LAST 10	STRENGTH OF	OPP. STRENGTH	TEAM	ADJ.	CONF.	ADJ CONF.
Average RPI Loss:	139	RECORD	PCT. RANK	GAMES	SCHEDULE	OF SCHEDULE	RPI	RPI	RPI	RPI
DIV. I ONLY	8- 8	170	5- 5	286	175	223	223	19	19	
DIV. I NON-CONF.	4- 5	202	2- 3	209	249	186	186	16	16	

TOTALS	RPI 1-25	RPI 26-50	W-L RECORDS	RPI 51-100	RPI 101-999	RPI 201+				
8- 8	0- 0	0- 2	OVERALL	1- 0	7- 6	6- 2				
6- 1	0- 0	0- 0	HOME	1- 0	5- 1	4- 0				
1- 6	0- 0	0- 2	AWAY	0- 0	1- 4	1- 2				
1- 1	0- 0	0- 0	NEUTRAL	0- 0	1- 1	1- 0				
4- 5	0- 0	0- 1	NON-CONFERENCE	1- 0	3- 4	2- 2				
2- 0	0- 0	0- 0	HOME	1- 0	1- 0	0- 0				
1- 4	0- 0	0- 1	AWAY	0- 0	1- 3	1- 2				
1- 1	0- 0	0- 0	NEUTRAL	0- 0	1- 1	1- 0				
4- 3	0- 0	0- 1	CONFERENCE	0- 0	4- 2	4- 0				
4- 1	0- 0	0- 0	HOME	0- 0	4- 1	4- 0				
0- 2	0- 0	0- 1	AWAY	0- 0	0- 1	0- 0				
0- 0	0- 0	0- 0	NEUTRAL	0- 0	0- 0	0- 0				

RPI	S	Opponent	Score	RPI	S	Opponent	Score	RPI	S	Opponent	Score	RPI	S	Opponent	Score	Team's RPI: 223
39	A	Northern Colo.	69 82	67	H	Wyoming	50 46	119	A	BYU	54 75	135	H	SFA	59 54	
44	A	Southern California	47 98					138	H	Portland St.	60 69	142	A	North Dakota	70 79	
								150	N	Nevada	53 67	238	A	Hawaii	75 81	
								240	A	Omaha	53 64	248	H	Montana	81 64	
								272	H	Sacramento St.	85 50	290	N	Utah St.	64 52	
								303	H	Southern Utah	91 71	324	H	Northern Ariz.	81 39	
								332	A	Long Beach St.	62 51					

LAST 12 Division I GAMES:																
248	H	Montana	81 64	303	H	Southern Utah	91 71									
272	H	Sacramento St.	85 50	119	A	BYU	54 75									
138	H	Portland St.	60 69	135	H	SFA	59 54									
142	A	North Dakota	70 79	238	A	Hawaii	75 81									
39	A	Northern Colo.	69 82	150	N	Nevada	53 67									
324	H	Northern Ariz.	81 39	290	N	Utah St.	64 52									

Non-Div I Games: Montana St. Billings 67 47 Providence (MT) 66 31

Montana St.

Average RPI Win:	283	WON-LOST	WINNING	LAST 10	STRENGTH OF	OPP. STRENGTH	TEAM	ADJ.	CONF.	ADJ CONF.
Average RPI Loss:	138	RECORD	PCT. RANK	GAMES	SCHEDULE	OF SCHEDULE	RPI	RPI	RPI	RPI
DIV. I ONLY	12- 7	95	6- 4	343	221	226	226	26	26	
DIV. I NON-CONF.	7- 4	102	3- 1	336	278	222	222	27	27	

TOTALS	RPI 1-25	RPI 26-50	W-L RECORDS	RPI 51-100	RPI 101-999	RPI 201+				
12- 7	0- 0	0- 1	OVERALL	0- 0	12- 6	11- 1				
4- 4	0- 0	0- 0	HOME	0- 0	4- 4	3- 1				
8- 3	0- 0	0- 0	AWAY	0- 0	8- 0	8- 0				
0- 0	0- 0	0- 0	NEUTRAL	0- 0	0- 0	0- 0				
7- 4	0- 0	0- 1	NON-CONFERENCE	0- 0	7- 3	6- 1				
2- 2	0- 0	0- 0	HOME	0- 0	2- 2	1- 1				
5- 2	0- 0	0- 1	AWAY	0- 0	5- 1	5- 0				
0- 0	0- 0	0- 0	NEUTRAL	0- 0	0- 0	0- 0				
5- 3	0- 0	0- 0	CONFERENCE	0- 0	5- 3	5- 0				
2- 2	0- 0	0- 0	HOME	0- 0	2- 2	2- 0				
3- 1	0- 0	0- 0	AWAY	0- 0	3- 1	3- 0				
0- 0	0- 0	0- 0	NEUTRAL	0- 0	0- 0	0- 0				

RPI 1-25				RPI 26-50				RPI 51-100				RPI 101+ Team's RPI: 226			
RPI	S	Opponent	Score	RPI	S	Opponent	Score	RPI	S	Opponent	Score	RPI	S	Opponent	Score
				34	A	West Virginia	56 66					106	A	Kentucky	53 86
												136	A	Jacksonville St.	64 70
												136	H	Jacksonville St.	65 67
												153	H	SIUE	51 66
												172	H	Southern Ill.	85 81
												184	H	Gardner-Webb	60 68
												206	A	Southeast Mo. St.	59 56
												220	H	North Florida	56 61
												245	A	UT Martin	81 76
												257	A	Lipscomb	75 55
												270	A	St. Francis Brooklyn	73 59
												272	H	Sacramento St.	75 71
												301	A	Canisius	76 52
												325	A	Tennessee Tech	74 67
												325	H	Tennessee Tech	53 51
												337	A	Chicago St.	79 40
												340	H	Eastern Ill.	89 81
												347	A	Evansville	82 75
LAST 12 Division I GAMES:															
325	H	Tennessee Tech	53 51	136	A	Jacksonville St.	64 70								
136	H	Jacksonville St.	65 67	325	A	Tennessee Tech	74 67								
245	A	UT Martin	81 76	34	A	West Virginia	56 66								
206	A	Southeast Mo. St.	59 56	270	A	St. Francis Brooklyn	73 59								
153	H	SIUE	51 66	301	A	Canisius	76 52								
340	H	Eastern Ill.	89 81	347	A	Evansville	82 75								

Non-Div I Games: Brescia 120 41 Ky. Christian 115 39

Morehead St.

Average RPI Win: 316

Average RPI Loss: 171

WON-LOST
RECORDWINNING
PCT. RANKLAST 10
GAMESSTRENGTH OF
SCHEDULEOPP. STRENGTH
OF SCHEDULETEAM
RPIADJ.
RPICONF.
RPIADJ CONF.
RPIDIV. I ONLY
DIV. I NON-CONF.8- 9
5- 6196
1874- 6
3- 3342
275305
233276
213276
21331
3131
31

TOTALS

RPI 1-25

RPI 26-50

W-L RECORDS

RPI 51-100

RPI 101-999

RPI 201+

8- 9 0- 1
6- 0 0- 0
2- 8 0- 0
0- 1 0- 00- 2
0- 0
0- 0
0- 1OVERALL
HOME
AWAY
NEUTRAL0- 1
0- 0
0- 0
0- 08- 5
6- 0
2- 0
0- 08- 4
6- 0
2- 0
0- 05- 6 0- 1
3- 0 0- 0
2- 5 0- 1
0- 1 0- 00- 2
0- 0
0- 1
0- 1NON-CONFERENCE
HOME
AWAY
NEUTRAL0- 1
0- 0
0- 1
0- 05- 2
3- 0
2- 2
0- 05- 1
3- 0
2- 1
0- 03- 3 0- 0
3- 0 0- 0
0- 3 0- 0
0- 0 0- 00- 0
0- 0
0- 0
0- 0CONFERENCE
HOME
AWAY
NEUTRAL0- 0
0- 0
0- 0
0- 03- 3
3- 0
0- 3
0- 03- 3
3- 0
0- 3
0- 0

RPI 1-25

RPI S Opponent Score
24 A Syracuse 68 95

RPI 26-50

RPI S Opponent Score
29 N Iowa 46 90
34 A West Virginia 41 84

RPI 51-100

RPI S Opponent Score
62 A Dayton 52 88

RPI 101+

Team's RPI: 276

RPI S Opponent Score
181 A Colorado St. 44 60
249 A N. C. A&T 60 67
261 H Mt. St. Mary's 75 67
278 H FIU 62 51
304 A Coppin St. 53 55
309 A Central Conn. St. 61 41
312 H UMES 63 50
327 A N. C. Central 57 60
329 H Florida A&M 61 56
330 A Marshall 68 73
342 H NJIT 55 43
346 H Savannah St. 73 67
349 A UMass Lowell 65 59

LAST 12 Division I GAMES:

304 A Coppin St.	53 55	349 A UMass Lowell	65 59
327 A N. C. Central	57 60	181 A Colorado St.	44 60
249 A N. C. A&T	60 67	34 A West Virginia	41 84
346 H Savannah St.	73 67	330 A Marshall	68 73
329 H Florida A&M	61 56	278 H FIU	62 51
312 H UMES	63 50	342 H NJIT	55 43

Non-Div I Games:

Cheyney

123 53

Lincoln (PA)

60 41

Morgan St.

Loss, Non-Conf, S Site, H Home A Away N Neutral

M
t
.
S
t
.
M
a
r
y
.
S

Mt. St. Mary's Through Games Of Jan. 20, 2018										
Average RPI Win:	284	WON-LOST	WINNING	LAST 10	STRENGTH OF	OPP. STRENGTH	TEAM	ADJ.	CONF.	ADJ CONF.
Average RPI Loss:	193	RECORD	PCT. RANK	GAMES	SCHEDULE	OF SCHEDULE	RPI	RPI	RPI	RPI
DIV. I ONLY	6- 12	258	5- 5	288	270	261	261	28	28	
DIV. I NON-CONF.	3- 8	268	3- 2	239	207	263	263	28	28	

TOTALS	RPI 1-25	RPI 26-50	W-L RECORDS	RPI 51-100	RPI 101-999	RPI 201+				
6- 12	0- 1	0- 1	OVERALL	0- 0	6- 10	6- 6				
3- 2	0- 0	0- 0	HOME	0- 0	3- 2	3- 1				
3- 10	0- 0	0- 0	AWAY	0- 0	3- 0	3- 0				
0- 0	0- 0	0- 0	NEUTRAL	0- 0	0- 0	0- 0				
3- 8	0- 1	0- 1	NON-CONFERENCE	0- 0	3- 6	3- 3				
2- 1	0- 0	0- 0	HOME	0- 0	2- 1	2- 0				
1- 7	0- 1	0- 1	AWAY	0- 0	1- 5	1- 3				
0- 0	0- 0	0- 0	NEUTRAL	0- 0	0- 0	0- 0				
3- 4	0- 0	0- 0	CONFERENCE	0- 0	3- 4	3- 3				
1- 1	0- 0	0- 0	HOME	0- 0	1- 1	1- 1				
2- 3	0- 0	0- 0	AWAY	0- 0	2- 3	2- 2				
0- 0	0- 0	0- 0	NEUTRAL	0- 0	0- 0	0- 0				

M
t
.
S
t
.
M
a
r
y
.
S

RPI 1-25				RPI 26-50				RPI 51-100				RPI 101+ Team's RPI: 261			
RPI	S	Opponent	Score	RPI	S	Opponent	Score	RPI	S	Opponent	Score	RPI	S	Opponent	Score
2	A	Notre Dame	65 121	32	A	Maryland	57 97					143	A	Xavier	45 66
												149	A	Saint Francis (PA)	88 92
												159	A	Lehigh	71 75
												184	H	Gardner-Webb	67 75
												236	H	Loyola Maryland	71 63
												259	H	Sacred Heart	52 82
												263	A	LIU Brooklyn	48 53
												269	H	Rider	82 78
												270	A	St. Francis Brooklyn	73 82
												274	A	Fairfield	65 76
												276	A	Morgan St.	67 75
												286	A	Bryant	68 63
												291	H	Fairleigh Dickinson	55 52
												304	A	Coppin St.	54 68
												309	A	Central Conn. St.	68 56
												312	A	UMES	66 63
LAST 12 Division I GAMES:															
149	A	Saint Francis (PA)	88 92	309	A	Central Conn. St.	68 56								
263	A	LIU Brooklyn	48 53	312	A	UMES	66 63								
270	A	St. Francis Brooklyn	73 82	184	H	Gardner-Webb	67 75								
291	H	Fairleigh Dickinson	55 52	269	H	Rider	82 78								
259	H	Sacred Heart	52 82	32	A	Maryland	57 97								
286	A	Bryant	68 63	236	H	Loyola Maryland	71 63								

Non-Div I Games:

Mt. St. Mary's

Average RPI Win: 307
Average RPI Loss: 165

WON-LOST
RECORD

WINNING
PCT. RANK

LAST 10
GAMES

STRENGTH OF
SCHEDULE

OPP. STRENGTH
OF SCHEDULE

TEAM
RPI

ADJ.
RPI

CONF.
RPI

ADJ CONF.
RPI

DIV. I ONLY	6- 12	258	4- 6	330	194	300	300	26	26
DIV. I NON-CONF.	3- 7	254	2- 1	319	189	301	301	27	27
TOTALS	RPI 1-25	RPI 26-50	W-L RECORDS	RPI 51-100	RPI 101-999	RPI 201+			
6- 12	0- 1	0- 0	OVERALL	0- 3	6- 8	6- 5			
3- 5	0- 0	0- 0	HOME	0- 1	3- 4	3- 2			
3- 7	0- 1	0- 0	AWAY	0- 2	3- 4	3- 3			
0- 0	0- 0	0- 0	NEUTRAL	0- 0	0- 0	0- 0			
3- 7	0- 1	0- 0	NON-CONFERENCE	0- 2	3- 4	3- 3			
2- 2	0- 0	0- 0	HOME	0- 1	2- 1	2- 0			
1- 5	0- 1	0- 0	AWAY	0- 1	1- 3	1- 3			
0- 0	0- 0	0- 0	NEUTRAL	0- 0	0- 0	0- 0			
3- 5	0- 0	0- 0	CONFERENCE	0- 1	3- 4	3- 2			
1- 3	0- 0	0- 0	HOME	0- 0	1- 3	1- 2			
2- 2	0- 0	0- 0	AWAY	0- 1	2- 1	2- 0			
0- 0	0- 0	0- 0	NEUTRAL	0- 0	0- 0	0- 0			

RPI	S	Opponent	Score	RPI	S	Opponent	Score	RPI	S	Opponent	Score	RPI	S	Opponent	Score
4	A	Louisville	51 115					72	A	Alabama	47 68	127	H	ETSU	68 96
								74	A	Belmont	65 70	136	A	Jacksonville St.	65 97
								77	H	Butler	59 88	153	H	SIUE	70 75
												206	H	Southeast Mo. St.	74 85
												230	A	UNCG	63 52
												245	H	UT Martin	80 97
												256	H	Northern Ky.	98 87
												257	A	Lipscomb	64 65
												282	A	Alabama A&M	54 71
												325	A	Tennessee Tech	72 63
												340	H	Eastern Ill.	72 61
												344	H	Mississippi Val.	64 63
												345	A	Tennessee St.	85 73
												347	A	Evansville	81 89
LAST 12 Division I GAMES:															
345	A	Tennessee St.	85 73	153	H	SIUE	70 75								
74	A	Belmont	65 70	340	H	Eastern Ill.	72 61								
325	A	Tennessee Tech	72 63	72	A	Alabama	47 68								
136	A	Jacksonville St.	65 97	344	H	Mississippi Val.	64 63								
245	H	UT Martin	80 97	230	A	UNCG	63 52								
206	H	Southeast Mo. St.	74 85	282	A	Alabama A&M	54 71								

Non-Div I Games: Bethel (TN) 81 76

Murray St.

Loss, Non-Conf, S Site, H Home A Away N Neutral

Average RPI Win:	312	WON-LOST	WINNING	LAST 10	STRENGTH OF	OPP. STRENGTH	TEAM	ADJ.	CONF.	ADJ CONF.
Average RPI Loss:	215	RECORD	PCT. RANK	GAMES	SCHEDULE	OF SCHEDULE	RPI	RPI	RPI	RPI
DIV. I ONLY	4- 13	293	3- 7	323	319	327	327	31	31	
DIV. I NON-CONF.	1- 11	331	0- 7	314	313	347	347	31	31	

TOTALS	RPI 1-25	RPI 26-50	W-L RECORDS	RPI 51-100	RPI 101-999	RPI 201+				
4- 13	0- 0	0- 0	OVERALL	0- 2	4- 11	4- 8				
3- 3	0- 0	0- 0	HOME	0- 1	3- 2	3- 1				
1- 10	0- 0	0- 0	AWAY	0- 1	1- 9	1- 7				
0- 0	0- 0	0- 0	NEUTRAL	0- 0	0- 0	0- 0				
1- 11	0- 0	0- 0	NON-CONFERENCE	0- 2	1- 9	1- 7				
1- 2	0- 0	0- 0	HOME	0- 1	1- 1	1- 1				
0- 9	0- 0	0- 0	AWAY	0- 1	0- 8	0- 6				
0- 0	0- 0	0- 0	NEUTRAL	0- 0	0- 0	0- 0				
3- 2	0- 0	0- 0	CONFERENCE	0- 0	3- 2	3- 1				
2- 1	0- 0	0- 0	HOME	0- 0	2- 1	2- 0				
1- 1	0- 0	0- 0	AWAY	0- 0	1- 1	1- 1				
0- 0	0- 0	0- 0	NEUTRAL	0- 0	0- 0	0- 0				

RPI 1-25				RPI 26-50				RPI 51-100				RPI 101+ Team' s RPI : 327					
RPI	S	Opponent	Score	RPI	S	Opponent	Score	RPI	S	Opponent	Score	RPI	S	Opponent	Score		
								55	H	Oregon St.	44	97	158	A	Iowa St.	58	99
								84	A	El on	50	78	181	A	Colorado St.	48	85
												188	H	Norfol k St.	60	75	
												228	A	Howard	54	69	
												242	A	East Carol ina	61	73	
												250	A	Presbyteri an	60	69	
												271	A	UNCW	63	89	
												273	A	Coastal Caro.	65	68	
												275	H	Campbel l	51	58	
												276	H	Morgan St.	60	57	
												289	A	Wofford	56	77	
												304	H	Coppi n St.	60	52	
												307	A	USC Upstate	61	66	
												319	A	Del aware St.	74	67	
												348	H	Longwood	87	75	
LAST 12 Di vi si on I GAMES:																	
228	A	Howard	54	69	275	H	Campbel l	51	58								
276	H	Morgan St.	60	57	84	A	El on	50	78								
304	H	Coppi n St.	60	52	250	A	Presbyteri an	60	69								
188	H	Norfol k St.	60	75	242	A	East Carol ina	61	73								
319	A	Del aware St.	74	67	158	A	Iowa St.	58	99								
307	A	USC Upstate	61	66	273	A	Coastal Caro.	65	68								

Non-Div I Games: Johnson & Wales (NC) 8 51

N. C. Central

NC State		Through Games Of Jan. 20, 2018								
Average RPI Win:	122	WON-LOST	WINNING	LAST 10	STRENGTH OF	OPP. STRENGTH	TEAM	ADJ.	CONF.	ADJ CONF.
Average RPI Loss:	20	RECORD	PCT. RANK	GAMES	SCHEDULE	OF SCHEDULE	RPI	RPI	RPI	RPI

DIV. I ONLY	15- 5	48	7- 3	12	31	19	19	1	1
DIV. I NON-CONF.	11- 2	23	5- 0	61	72	22	22	1	1
TOTALS	RPI 1-25	RPI 26-50	W-L RECORDS	RPI 51-100	RPI 101-999	RPI 201+			
15- 5	1- 3	0- 2	OVERALL	6- 0	8- 0	2- 0			
10- 2	1- 1	0- 1	HOME	3- 0	6- 0	1- 0			
4- 2	0- 2	0- 0	AWAY	2- 0	2- 0	1- 0			
1- 1	0- 0	0- 1	NEUTRAL	1- 0	0- 0	0- 0			
11- 2	0- 1	0- 1	NON-CONFERENCE	3- 0	8- 0	2- 0			
8- 0	0- 0	0- 0	HOME	2- 0	6- 0	1- 0			
2- 1	0- 1	0- 0	AWAY	0- 0	2- 0	1- 0			
1- 1	0- 0	0- 1	NEUTRAL	1- 0	0- 0	0- 0			
4- 3	1- 2	0- 1	CONFERENCE	3- 0	0- 0	0- 0			
2- 2	1- 1	0- 1	HOME	1- 0	0- 0	0- 0			
2- 1	0- 1	0- 0	AWAY	2- 0	0- 0	0- 0			
0- 0	0- 0	0- 0	NEUTRAL	0- 0	0- 0	0- 0			

RPI 1-25				Team's RPI: 19				RPI 26-50				RPI 51-100				RPI 101+			
RPI	S	Opponent	Score	RPI	S	Opponent	Score	RPI	S	Opponent	Score	RPI	S	Opponent	Score	RPI	S	Opponent	Score
4	H	Louisville	47 55	30	N	South Dakota St.	67 75	58	H	Georgia Tech	56 43	110	H	Tulane	79 55				
11	A	Rutgers	53 57	41	H	Virginia	63 73	63	A	Virginia Tech	68 51	125	H	Jacksonville	64 44				
13	A	Duke	56 69					72	N	Alabama	68 49	126	A	Vanderbilt	83 72				
24	H	Syracuse	60 56					84	H	Elon	70 57	127	H	ETSU	70 58				
								88	A	North Carolina	66 53	139	H	Georgetown	63 49				
								97	H	South Ala.	71 50	145	H	Davidson	73 49				
												255	H	UNC Asheville	87 55				
												323	A	Old Dominion	73 56				
LAST 12 Division I GAMES:																			
				88	A	North Carolina	66 53	63	A	Virginia Tech	68 51								
				24	H	Syracuse	60 56	126	A	Vanderbilt	83 72								
				58	H	Georgia Tech	56 43	84	H	Elon	70 57								
				13	A	Duke	56 69	127	H	ETSU	70 58								
				41	H	Virginia	63 73	139	H	Georgetown	63 49								
				4	H	Louisville	47 55	110	H	Tulane	79 55								

Non-Div I Games:

NC State

Average RPI Win:	332	WON-LOST	WINNING	LAST 10	STRENGTH OF	OPP. STRENGTH	TEAM	ADJ.	CONF.	ADJ CONF.
Average RPI Loss:	198	RECORD	PCT. RANK	GAMES	SCHEDULE	OF SCHEDULE	RPI	RPI	RPI	RPI
DIV. I ONLY	1- 17	343	1- 8	254	335	342	342	22	22	
DIV. I NON-CONF.	1- 13	336	1- 6	287	341	346	346	21	21	

TOTALS	RPI 1-25	RPI 26-50	W-L RECORDS	RPI 51-100	RPI 101-999	RPI 201+				
1- 17	0- 0	0- 2	OVERALL	0- 0	1- 15	1- 8				
1- 8	0- 0	0- 0	HOME	0- 0	1- 8	1- 6				
0- 9	0- 0	0- 2	AWAY	0- 0	0- 7	0- 2				
0- 0	0- 0	0- 0	NEUTRAL	0- 0	0- 0	0- 0				
1- 13	0- 0	0- 1	NON-CONFERENCE	0- 0	1- 12	1- 7				
1- 6	0- 0	0- 0	HOME	0- 0	1- 6	1- 5				
0- 7	0- 0	0- 1	AWAY	0- 0	0- 6	0- 2				
0- 0	0- 0	0- 0	NEUTRAL	0- 0	0- 0	0- 0				
0- 4	0- 0	0- 1	CONFERENCE	0- 0	0- 3	0- 1				
0- 2	0- 0	0- 0	HOME	0- 0	0- 2	0- 1				
0- 2	0- 0	0- 1	AWAY	0- 0	0- 1	0- 0				
0- 0	0- 0	0- 0	NEUTRAL	0- 0	0- 0	0- 0				

RPI 1-25				RPI 26-50				RPI 51-100				RPI 101+ Team's RPI: 342			
RPI	S	Opponent	Score	RPI	S	Opponent	Score	RPI	S	Opponent	Score	RPI	S	Opponent	Score
				30	A	South Dakota St.	48 92					105	A	Dartmouth	50 81
				40	A	FGCU	66 90					114	H	Penn	38 77
												125	H	Jacksonville	58 88
												154	A	Stetson	55 73
												159	A	Lehigh	50 64
												165	A	Binghamton	36 67
												198	A	Army West Point	49 79
												263	H	LIU Brooklyn	49 67
												264	A	North Dakota St.	58 105
												267	H	Cornell	46 61
												269	H	Rider	64 79
												276	A	Morgan St.	43 55
												291	H	Fairleigh Dickinson	70 74
												307	H	USC Upstate	57 95
												332	H	Long Beach St.	73 57
												338	H	Saint Peter's	52 59
LAST 12 Division I GAMES:															
				125	H	Jacksonville	58 88	332	H	Long Beach St.	73 57				
				154	A	Stetson	55 73	269	H	Rider	64 79				
				40	A	FGCU	66 90	165	A	Binghamton	36 67				
				307	H	USC Upstate	57 95	159	A	Lehigh	50 64				
				267	H	Cornell	46 61	276	A	Morgan St.	43 55				
				114	H	Penn	38 77	263	H	LIU Brooklyn	49 67				

Average RPI Win:	237	WON-LOST	WINNING	LAST 10	STRENGTH OF	OPP. STRENGTH	TEAM	ADJ.	CONF.	ADJ CONF.
Average RPI Loss:	98	RECORD	PCT. RANK	GAMES	SCHEDULE	OF SCHEDULE	RPI	RPI	RPI	RPI
DIV. I ONLY	15- 3	18	7- 3	283	196	81	81	15	15	
DIV. I NON-CONF.	9- 1	20	2- 1	309	251	79	79	18	18	

TOTALS	RPI 1-25	RPI 26-50	W-L RECORDS	RPI 51-100	RPI 101-999	RPI 201+				
15- 3	0- 0	0- 0	OVERALL	0- 2	15- 1	11- 0				
10- 0	0- 0	0- 0	HOME	0- 0	10- 0	8- 0				
5- 3	0- 0	0- 0	AWAY	0- 2	5- 1	3- 0				
0- 0	0- 0	0- 0	NEUTRAL	0- 0	0- 0	0- 0				
9- 1	0- 0	0- 0	NON-CONFERENCE	0- 1	9- 0	7- 0				
6- 0	0- 0	0- 0	HOME	0- 0	6- 0	5- 0				
3- 1	0- 0	0- 0	AWAY	0- 1	3- 0	2- 0				
0- 0	0- 0	0- 0	NEUTRAL	0- 0	0- 0	0- 0				
6- 2	0- 0	0- 0	CONFERENCE	0- 1	6- 1	4- 0				
4- 0	0- 0	0- 0	HOME	0- 0	4- 0	3- 0				
2- 2	0- 0	0- 0	AWAY	0- 1	2- 1	1- 0				
0- 0	0- 0	0- 0	NEUTRAL	0- 0	0- 0	0- 0				

RPI 1-25				RPI 26-50				RPI 51-100 Team's RPI: 81				RPI 101+			
RPI	S	Opponent	Score	RPI	S	Opponent	Score	RPI	S	Opponent	Score	RPI	S	Opponent	Score
								65	A	American	41 46	159	A	Lehigh	63 66
								71	A	New Mexico	87 94	168	A	Boston U.	64 59
												188	H	Norfolk St.	70 51
												198	H	Army West Point	70 44
												199	A	Marist	77 70
												222	A	Richmond	76 56
												225	A	Holy Cross	65 58
												234	H	St. Bonaventure	86 48
												236	H	Loyola Maryland	73 44
												241	H	Lafayette	65 59
												258	H	Colgate	70 54
												263	A	LIU Brooklyn	79 47
												264	H	North Dakota St.	67 54
												269	H	Rider	63 44
												280	H	Monmouth	73 49
												306	H	Air Force	71 64

LAST 12 Division I GAMES:															
				168	A	Boston U.	64 59	159	A	Lehigh	63 66				
				241	H	Lafayette	65 59	236	H	Loyola Maryland	73 44				
				198	H	Army West Point	70 44	263	A	LIU Brooklyn	79 47				
				225	A	Holy Cross	65 58	71	A	New Mexico	87 94				
				258	H	Colgate	70 54	222	A	Richmond	76 56				
				65	A	American	41 46	280	H	Monmouth	73 49				

Non-Div I Games: Emory & Henry 88 57

Navy

Average RPI	Win:	169	WON-LOST	WINNING	LAST 10	STRENGTH OF	OPP. STRENGTH	TEAM	ADJ.	CONF.	ADJ CONF.
Average RPI	Loss:	48	RECORD	PCT. RANK	GAMES	SCHEDULE	OF SCHEDULE	RPI	RPI	RPI	RPI
DIV. I ONLY		13- 6		76	7- 3	57	58	75	75	4	4
DIV. I NON-CONF.		9- 4		82	5- 1	171	95	115	115	4	4
<hr/>											
TOTALS	RPI 1-25		RPI 26-50		W-L RECORDS	RPI 51-100		RPI 101-999		RPI 201+	
13- 6	0- 2		2- 1		OVERALL	1- 2		10- 1		4- 0	
6- 5	0- 1		1- 1		HOME	1- 2		4- 1		2- 0	
6- 0	0- 0		1- 0		AWAY	0- 0		5- 0		1- 0	
1- 1	0- 1		0- 0		NEUTRAL	0- 0		1- 0		1- 0	
9- 4	0- 1		0- 0		NON-CONFERENCE	1- 2		8- 1		4- 0	
5- 3	0- 0		0- 0		HOME	1- 2		4- 1		2- 0	
3- 0	0- 0		0- 0		AWAY	0- 0		3- 0		1- 0	
1- 1	0- 1		0- 0		NEUTRAL	0- 0		1- 0		1- 0	
4- 2	0- 1		2- 1		CONFERENCE	0- 0		2- 0		0- 0	
1- 2	0- 1		1- 1		HOME	0- 0		0- 0		0- 0	
3- 0	0- 0		1- 0		AWAY	0- 0		2- 0		0- 0	
0- 0	0- 0		0- 0		NEUTRAL	0- 0		0- 0		0- 0	

RPI 1-25				RPI 26-50				RPI 51-100				Team's RPI : 75				RPI 101+				
RPI	S	Opponent	Score	RPI	S	Opponent	Score	RPI	S	Opponent	Score	RPI	S	Opponent	Score	RPI	S	Opponent	Score	
6	H	Ohio St.	61 73	26	H	Michigan	64 69	51	H	Washington St.	61 73	115	A	Kansas	66 49					
22	N	Buffalo	72 82	29	H	Iowa	74 65	61	H	Creighton	49 64	120	A	Drake	89 84					
				47	A	Minnesota	79 74	82	H	Arkansas	80 69	122	H	Clemson	66 67					
												153	H	SIUE	62 53					
												161	A	Illinois	80 72					
												170	A	Northwestern	69 59					
												201	H	Fla. Atlantic	86 69					
												247	H	UMKC	80 60					
												252	A	San Jose St.	81 55					
												273	N	Coastal Caro.	55 47					
												341	H	Ark. -Pine Bluff	73 52					
LAST 12 Division I GAMES:																				
29	H	Iowa	74 65	51	H	Washington St.	61 73	201	H	Fla. Atlantic	86 69	252	A	San Jose St.	81 55					
26	H	Michigan	64 69	61	H	Creighton	49 64	120	A	Drake	89 84	115	A	Kansas	66 49					
161	A	Illinois	80 72	82	H	Arkansas	80 69	341	H	Ark. -Pine Bluff	73 52									
170	A	Northwestern	69 59																	
47	A	Minnesota	79 74																	
6	H	Ohio St.	61 73																	

Non-Div I Games:

Nebraska

Average RPI Win:	225	WON-LOST	WINNING	LAST 10	STRENGTH OF	OPP. STRENGTH	TEAM	ADJ.	CONF.	ADJ CONF.
Average RPI Loss:	107	RECORD	PCT. RANK	GAMES	SCHEDULE	OF SCHEDULE	RPI	RPI	RPI	RPI
DIV. I ONLY	10- 7	118	6- 3	214	89	150	150	16	16	
DIV. I NON-CONF.	6- 4	122	3- 1	148	52	131	131	14	14	

TOTALS	RPI 1-25	RPI 26-50	W-L RECORDS	RPI 51-100	RPI 101-999	RPI 201+				
10- 7	0- 1	0- 0	OVERALL	0- 4	10- 2	7- 2				
7- 2	0- 1	0- 0	HOME	0- 0	7- 1	5- 1				
2- 4	0- 0	0- 0	AWAY	0- 3	2- 1	1- 1				
1- 1	0- 0	0- 0	NEUTRAL	0- 1	1- 0	1- 0				
6- 4	0- 1	0- 0	NON-CONFERENCE	0- 2	6- 1	5- 1				
4- 2	0- 1	0- 0	HOME	0- 0	4- 1	3- 1				
1- 1	0- 0	0- 0	AWAY	0- 1	1- 0	1- 0				
1- 1	0- 0	0- 0	NEUTRAL	0- 1	1- 0	1- 0				
4- 3	0- 0	0- 0	CONFERENCE	0- 2	4- 1	2- 1				
3- 0	0- 0	0- 0	HOME	0- 0	3- 0	2- 0				
1- 3	0- 0	0- 0	AWAY	0- 2	1- 1	0- 1				
0- 0	0- 0	0- 0	NEUTRAL	0- 0	0- 0	0- 0				

RPI 1-25				RPI 26-50				RPI 51-100				RPI 101+ Team's RPI: 150			
RPI	S	Opponent	Score	RPI	S	Opponent	Score	RPI	S	Opponent	Score	RPI	S	Opponent	Score
1	H	UConn	57 88					55	N	Oregon St.	49 89	138	H	Portland St.	67 55
								60	A	Utah	61 87	186	A	Boise St.	72 68
								67	A	Wyoming	60 66	187	H	Fresno St.	90 73
								71	A	New Mexico	68 72	202	H	Pepperdine	72 77
												210	A	Seattle U	74 65
												212	H	SMU	80 72
												223	N	Montana St.	67 53
												252	H	San Jose St.	91 63
												265	H	Santa Clara	52 41
												272	H	Sacramento St.	95 68
												290	A	Utah St.	57 79
												306	H	Air Force	70 60

LAST 12 Division I GAMES:															
186	A	Boise St.	72 68	187	H	Fresno St.	90 73	205	H	Santa Clara	52 41				
252	H	San Jose St.	91 63	210	A	Seattle U	74 65	223	N	Montana St.	67 53				
290	A	Utah St.	57 79	55	N	Oregon St.	49 89								
306	H	Air Force	70 60	1	H	UConn	57 88								
67	A	Wyoming	60 66												
71	A	New Mexico	68 72												

Non-Div I Games: Stanislaus St. 81 60

Nevada

Average RPI Win:

265

Average RPI Loss:

138

WON-LOST

RECORD

WINNING

PCT. RANK

LAST 10

GAMES

STRENGTH OF

SCHEDULE

OPP. STRENGTH

OF SCHEDULE

TEAM

RPI

ADJ.

RPI

CONF.

RPI

ADJ CONF.

RPI

DIV. I ONLY

12- 5

66

7- 3

335

243

164

164

20

20

DIV. I NON-CONF.

8- 4

87

4- 2

333

206

181

181

24

24

TOTALS

RPI 1-25

RPI 26-50

W-L RECORDS

RPI 51-100

RPI 101-999

RPI 201+

12- 5

0- 0

0- 0

OVERALL

0- 1

12- 4

10- 1

6- 0

0- 0

0- 0

HOME

0- 0

6- 0

5- 0

5- 4

0- 0

0- 0

AWAY

0- 1

5- 3

4- 0

1- 1

0- 0

0- 0

NEUTRAL

0- 0

1- 1

1- 1

8- 4

0- 0

0- 0

NON-CONFERENCE

0- 0

8- 4

7- 1

4- 0

0- 0

0- 0

HOME

0- 0

4- 0

3- 0

3- 3

0- 0

0- 0

AWAY

0- 0

3- 3

3- 0

1- 1

0- 0

0- 0

NEUTRAL

0- 0

1- 1

1- 1

4- 1

0- 0

0- 0

CONFERENCE

0- 1

4- 0

3- 0

2- 0

0- 0

0- 0

HOME

0- 0

2- 0

2- 0

2- 1

0- 0

0- 0

AWAY

0- 1

2- 0

1- 0

0- 0

0- 0

0- 0

NEUTRAL

0- 0

0- 0

0- 0

RPI 1-25

RPI 26-50

RPI 51-100

RPI 101+

Team's RPI: 164

RPI S Opponent Score

RPI S Opponent Score

RPI S Opponent Score

RPI S Opponent Score

56 A Albany (NY)

53 66

105 A Dartmouth 49 57

143 A Xavier 66 71

165 A Binghamton 63 61

168 H Boston U. 72 57

179 A Boston College 55 64

205 N La Salle 51 59

213 H Northeastern 65 50

233 H Manhattan 68 55

259 A Sacred Heart 74 47

267 H Cornell 48 45

274 N Fairfield 71 61

286 A Bryant 74 65

317 A Wagner 65 53

318 A Vermont 52 49

336 H UMBC 56 51

349 H UMass Lowell 66 45

LAST 12 Division I GAMES:

318 A Vermont 52 49 259 A Sacred Heart 74 47

349 H UMass Lowell 66 45 179 A Boston College 55 64

165 A Binghamton 63 61 233 H Manhattan 68 55

56 A Albany (NY) 53 66 105 A Dartmouth 49 57

336 H UMBC 56 51 213 H Northeastern 65 50

267 H Cornell 48 45 274 N Fairfield 71 61

Non-Div I Games:

Colby-Sawyer

64 40

New Hampshire

Average RPI Win:	171	WON-LOST	WINNING	LAST 10	STRENGTH OF	OPP. STRENGTH	TEAM	ADJ.	CONF.	ADJ CONF.
Average RPI Loss:	137	RECORD	PCT. RANK	GAMES	SCHEDULE	OF SCHEDULE	RPI	RPI	RPI	RPI
DIV. I ONLY	15- 5	48	5- 5	131	122	71	71	16	16	
DIV. I NON-CONF.	11- 1	13	3- 1	70	118	14	14	14	14	

TOTALS	RPI 1-25	RPI 26-50	W-L RECORDS	RPI 51-100	RPI 101-999	RPI 201+				
15- 5	0- 0	1- 1	OVERALL	2- 1	12- 3	4- 2				
12- 1	0- 0	1- 0	HOME	2- 0	9- 1	2- 0				
3- 4	0- 0	0- 1	AWAY	0- 1	3- 2	2- 2				
0- 0	0- 0	0- 0	NEUTRAL	0- 0	0- 0	0- 0				
11- 1	0- 0	1- 1	NON-CONFERENCE	2- 0	8- 0	3- 0				
9- 0	0- 0	1- 0	HOME	2- 0	6- 0	2- 0				
2- 1	0- 0	0- 1	AWAY	0- 0	2- 0	1- 0				
0- 0	0- 0	0- 0	NEUTRAL	0- 0	0- 0	0- 0				
4- 4	0- 0	0- 0	CONFERENCE	0- 1	4- 3	1- 2				
3- 1	0- 0	0- 0	HOME	0- 0	3- 1	0- 0				
1- 3	0- 0	0- 0	AWAY	0- 1	1- 2	1- 2				
0- 0	0- 0	0- 0	NEUTRAL	0- 0	0- 0	0- 0				

RPI 1-25				RPI 26-50				RPI 51-100				Team's RPI: 71				RPI 101+			
RPI	S	Opponent	Score	RPI	S	Opponent	Score	RPI	S	Opponent	Score	RPI	S	Opponent	Score	RPI	S	Opponent	Score
				27	H	Marquette	88 87	67	A	Wyoming	55 66	102	H	UNLV	66 68				
				35	A	Oklahoma	63 105	81	H	Navy	94 87	131	A	UTEP	59 35				
								91	H	Western Mich.	88 76	150	H	Nevada	72 68				
												152	H	Lamar University	90 58				
												161	H	Illinois	97 68				
												177	H	Wichita St.	76 62				
												186	H	Boise St.	100 83				
												187	H	Fresno St.	88 75				
												190	H	UC Irvine	83 61				
												231	A	San Diego St.	89 97				
												232	H	Texas Tech	90 56				
												246	A	New Mexico St.	101 93				
												246	H	New Mexico St.	86 75				
												252	A	San Jose St.	86 95				
												306	A	Air Force	88 59				
LAST 12 Division I GAMES:																			
				231	A	San Diego St.	89 97	150	H	Nevada	72 68								
				102	H	UNLV	66 68	306	A	Air Force	88 59								
				187	H	Fresno St.	88 75	152	H	Lamar University	90 58								
				67	A	Wyoming	55 66	35	A	Oklahoma	63 105								
				252	A	San Jose St.	86 95	81	H	Navy	94 87								
				186	H	Boise St.	100 83	232	H	Texas Tech	90 56								

Non-Div I Games: Northern N.M. 107 66

New Mexico

Loss,
Non-Conf, S Site, H Home
A Away
N Neutral

Average RPI Win: **264**
 Average RPI Loss: **164**

WON-LOST
RECORD

WINNING
PCT. RANK

LAST 10
GAMES

STRENGTH OF
SCHEDULE

OPP. STRENGTH
OF SCHEDULE

TEAM
RPI

ADJ.
RPI

CONF.
RPI

ADJ CONF.
RPI

DIV. I ONLY	8- 9	196	6- 3	278	282	246	246	30	30
DIV. I NON-CONF.	4- 8	239	3- 3	233	231	258	258	30	30

TOTALS	RPI 1-25	RPI 26-50	W-L RECORDS	RPI 51-100	RPI 101-999	RPI 201+			
8- 9	0- 0	0- 0	OVERALL	0- 4	8- 5	7- 5			
5- 3	0- 0	0- 0	HOME	0- 2	5- 1	4- 1			
3- 3	0- 0	0- 0	AWAY	0- 1	3- 2	3- 2			
0- 3	0- 0	0- 0	NEUTRAL	0- 1	0- 2	0- 2			
4- 8	0- 0	0- 0	NON-CONFERENCE	0- 4	4- 4	3- 4			
2- 3	0- 0	0- 0	HOME	0- 2	2- 1	1- 1			
2- 2	0- 0	0- 0	AWAY	0- 1	2- 1	2- 1			
0- 3	0- 0	0- 0	NEUTRAL	0- 1	0- 2	0- 2			
4- 1	0- 0	0- 0	CONFERENCE	0- 0	4- 1	4- 1			
3- 0	0- 0	0- 0	HOME	0- 0	3- 0	3- 0			
1- 1	0- 0	0- 0	AWAY	0- 0	1- 1	1- 1			
0- 0	0- 0	0- 0	NEUTRAL	0- 0	0- 0	0- 0			

RPI 1-25				RPI 26-50				RPI 51-100				RPI 101+ Team's RPI: 246			
RPI	S	Opponent	Score	RPI	S	Opponent	Score	RPI	S	Opponent	Score	RPI	S	Opponent	Score
								71	A	New Mexico	75 86	131	H	UTEP	76 68
								71	H	New Mexico	93 101	202	A	Pepperdine	86 64
								82	N	Arkansas	60 69	207	H	UC Santa Barbara	47 77
								91	H	Western Mich.	55 64	210	A	Seattle U	59 69
												213	N	Northeastern	64 65
												251	N	Texas Southern	50 66
												262	H	CSU Bakersfield	56 48
												268	H	A&M-Corpus Christi	70 61
												281	H	Grand Canyon	64 60
												283	A	Arizona	44 83
												302	A	Utah Valley	82 72
												332	A	Long Beach St.	72 63
												337	H	Chicago St.	74 59

LAST 12 Division I GAMES:															
302	A	Utah Valley	82 72	332	A	Long Beach St.	72 63								
210	A	Seattle U	59 69	213	N	Northeastern	64 65								
262	H	CSU Bakersfield	56 48	202	A	Pepperdine	86 64								
281	H	Grand Canyon	64 60	283	A	Arizona	44 83								
337	H	Chicago St.	74 59	131	H	UTEP	76 68								
207	H	UC Santa Barbara	47 77	71	H	New Mexico	93 101								

Non-Div I Games: Tex. Permian Basin 85 58 Western N.M. 89 60

New Mexico St.

Loss, Non-Conf, S Site, H Home A Away N Neutral

Average RPI Win:	260	WON-LOST	WINNING	LAST 10	STRENGTH OF	OPP. STRENGTH	TEAM	ADJ.	CONF.	ADJ CONF.
Average RPI Loss:	110	RECORD	PCT. RANK	GAMES	SCHEDULE	OF SCHEDULE	RPI	RPI	RPI	RPI
DIV. I ONLY	8- 10	210	7- 3	143	246	185	185	27	27	
DIV. I NON-CONF.	3- 7	254	2- 1	68	125	192	192	26	26	

TOTALS	RPI 1-25	RPI 26-50	W-L RECORDS	RPI 51-100	RPI 101-999	RPI 201+				
8- 10	0- 1	0- 1	OVERALL	1- 2	7- 6	7- 1				
5- 3	0- 0	0- 1	HOME	0- 0	5- 2	5- 0				
3- 7	0- 0	0- 0	AWAY	1- 0	2- 1	2- 0				
0- 0	0- 0	0- 0	NEUTRAL	0- 0	0- 0	0- 0				
3- 7	0- 1	0- 1	NON-CONFERENCE	0- 2	3- 3	3- 0				
2- 2	0- 0	0- 1	HOME	0- 0	2- 1	2- 0				
1- 5	0- 1	0- 0	AWAY	0- 2	1- 2	1- 0				
0- 0	0- 0	0- 0	NEUTRAL	0- 0	0- 0	0- 0				
5- 3	0- 0	0- 0	CONFERENCE	1- 0	4- 3	4- 1				
3- 1	0- 0	0- 0	HOME	0- 0	3- 1	3- 0				
2- 2	0- 0	0- 0	AWAY	1- 0	1- 2	1- 1				
0- 0	0- 0	0- 0	NEUTRAL	0- 0	0- 0	0- 0				

RPI 1-25				RPI 26-50				RPI 51-100				RPI 101+				Team's RPI: 185
RPI	S	Opponent	Score	RPI	S	Opponent	Score	RPI	S	Opponent	Score	RPI	S	Opponent	Score	
12	A	Missouri	45 81	48	H	Houston	66 78	64	A	Miami (FL)	46 76	110	A	Tulane	56 79	
								95	A	Central Ark.	52 48	117	A	Louisiana	57 66	
								97	A	South Ala.	45 67	135	H	SFA	67 74	
												136	H	Jacksonville St.	54 59	
												152	A	Lamar University	77 100	
												224	H	CSUN	76 73	
												229	A	Abilene Christian	70 80	
												251	H	Texas Southern	72 69	
												268	H	A&M-Corpus Christi	66 49	
												287	H	Incarnate Word	52 50	
												294	A	McNeese	77 64	
												328	A	La. -Monroe	89 51	
												335	H	Houston Baptist	70 52	

LAST 12 Division I GAMES:																
287	H	Incarnate Word	52 50	335	H	Houston Baptist	70 52	229	A	Abilene Christian	70 80					
95	A	Central Ark.	52 48	251	H	Texas Southern	72 69									
268	H	A&M-Corpus Christi	66 49	328	A	La. -Monroe	89 51									
135	H	SFA	67 74	110	A	Tulane	56 79									
294	A	McNeese	77 64	12	A	Missouri	45 81									
152	A	Lamar University	77 100													

Non-Div I Games: Xavier (LA) 85 50

New Orleans

Average RPI Win:	221	WON-LOST	WINNING	LAST 10	STRENGTH OF	OPP. STRENGTH	TEAM	ADJ.	CONF.	ADJ CONF.
Average RPI Loss:	145	RECORD	PCT. RANK	GAMES	SCHEDULE	OF SCHEDULE	RPI	RPI	RPI	RPI
DIV. I ONLY	8- 11	222	7- 3	165	199	197	197	25	25	
DIV. I NON-CONF.	3- 8	268	2- 2	54	138	196	196	25	25	

TOTALS	RPI 1-25	RPI 26-50	W-L RECORDS	RPI 51-100	RPI 101-999	RPI 201+				
8- 11	1- 0	0- 1	OVERALL	0- 2	7- 8	4- 3				
4- 3	1- 0	0- 0	HOME	0- 1	3- 2	2- 0				
3- 7	0- 0	0- 1	AWAY	0- 1	3- 5	2- 3				
1- 1	0- 0	0- 0	NEUTRAL	0- 0	1- 1	0- 0				
3- 8	1- 0	0- 1	NON-CONFERENCE	0- 1	2- 6	1- 1				
1- 3	1- 0	0- 0	HOME	0- 1	0- 2	0- 0				
1- 4	0- 0	0- 1	AWAY	0- 0	1- 3	1- 1				
1- 1	0- 0	0- 0	NEUTRAL	0- 0	1- 1	0- 0				
5- 3	0- 0	0- 0	CONFERENCE	0- 1	5- 2	3- 2				
3- 0	0- 0	0- 0	HOME	0- 0	3- 0	2- 0				
2- 3	0- 0	0- 0	AWAY	0- 1	2- 2	1- 2				
0- 0	0- 0	0- 0	NEUTRAL	0- 0	0- 0	0- 0				

RPI	S	Opponent	Score	RPI	S	Opponent	Score	RPI	S	Opponent	Score	RPI	S	Opponent	Score	Team's RPI: 197
22	H	Buffalo	75 62	32	A	Maryland	65 92	53	A	Quinnipiac	61 77	112	A	Hartford	65 83	
								57	H	Drexel	65 66	117	N	Louisiana	52 68	
												133	H	Cleveland St.	61 70	
												155	A	Oakland	59 67	
												156	H	Saint Joseph's	69 93	
												191	N	Louisiana Tech	73 67	
												196	A	Siena	73 68	
												196	H	Siena	65 50	
												233	H	Manhattan	65 64	
												234	A	St. Bonaventure	58 76	
												258	A	Colgate	81 44	
												269	A	Rider	58 65	
												274	A	Fairfield	53 59	
												331	H	Iona	73 59	
												338	A	Saint Peter's	87 52	

LAST 12 Division I GAMES:																
338	A	Saint Peter's	87 52	274	A	Fairfield	53 59									
269	A	Rider	58 65	331	H	Iona	73 59									
196	H	Siena	65 50	258	A	Colgate	81 44									
233	H	Manhattan	65 64	22	H	Buffalo	75 62									
196	A	Siena	73 68	57	H	Drexel	65 66									
53	A	Quinnipiac	61 77	112	A	Hartford	65 83									

Non-Div I Games:

Niagara

Average RPI Win:	317	WON-LOST	WINNING	LAST 10	STRENGTH OF	OPP. STRENGTH	TEAM	ADJ.	CONF.	ADJ CONF.
Average RPI Loss:	155	RECORD	PCT. RANK	GAMES	SCHEDULE	OF SCHEDULE	RPI	RPI	RPI	RPI
DIV. I ONLY	5- 10	258	4- 6	271	320	253	253	27	27	
DIV. I NON-CONF.	2- 6	280	2- 2	150	289	236	236	26	26	

TOTALS	RPI 1-25	RPI 26-50	W-L RECORDS	RPI 51-100	RPI 101-999	RPI 201+				
5- 10	0- 1	0- 1	OVERALL	0- 1	5- 7	5- 4				
0- 4	0- 1	0- 0	HOME	0- 1	0- 2	0- 0				
5- 5	0- 0	0- 1	AWAY	0- 0	5- 4	5- 3				
0- 1	0- 0	0- 0	NEUTRAL	0- 0	0- 1	0- 1				
2- 6	0- 1	0- 1	NON-CONFERENCE	0- 0	2- 4	2- 2				
0- 2	0- 1	0- 0	HOME	0- 0	0- 1	0- 0				
2- 3	0- 0	0- 1	AWAY	0- 0	2- 2	2- 1				
0- 1	0- 0	0- 0	NEUTRAL	0- 0	0- 1	0- 1				
3- 4	0- 0	0- 0	CONFERENCE	0- 1	3- 3	3- 2				
0- 2	0- 0	0- 0	HOME	0- 1	0- 1	0- 0				
3- 2	0- 0	0- 0	AWAY	0- 0	3- 2	3- 2				
0- 0	0- 0	0- 0	NEUTRAL	0- 0	0- 0	0- 0				

RPI 1-25				RPI 26-50				RPI 51-100				RPI 101+ Team's RPI: 253			
RPI	S	Opponent	Score	RPI	S	Opponent	Score	RPI	S	Opponent	Score	RPI	S	Opponent	Score
14	H	Baylor	43 85	43	A	LSU	50 65	95	H	Central Ark.	48 69	125	H	Jacksonville	61 69
												135	H	SFA	73 86
												158	A	Iowa St.	47 75
												212	A	SMU	61 68
												216	N	Bradley	65 75
												268	A	A&M-Corpus Christi	55 76
												287	A	Incarnate Word	62 64
												294	A	McNeese	61 54
												296	A	Jackson St.	90 64
												316	A	Northwestern St.	79 63
												335	A	Houston Baptist	73 61
												344	A	Mississippi Val.	62 57
LAST 12 Division I GAMES:															
268	A	A&M-Corpus Christi	55 76	316	A	Northwestern St.	79 63								
95	H	Central Ark.	48 69	158	A	Iowa St.	47 75								
294	A	McNeese	61 54	14	H	Baylor	43 85								
335	A	Houston Baptist	73 61	344	A	Mississippi Val.	62 57								
135	H	SFA	73 86	296	A	Jackson St.	90 64								
287	A	Incarnate Word	62 64	216	N	Bradley	65 75								

Non-Div I Games: Spring Hill 78 70 Evangel 72 55 Southern-N. O. 83 45

Nicholls St.

Average RPI Win:	280	WON-LOST	WINNING	LAST 10	STRENGTH OF	OPP. STRENGTH	TEAM	ADJ.	CONF.	ADJ CONF.
Average RPI Loss:	159	RECORD	PCT. RANK	GAMES	SCHEDULE	OF SCHEDULE	RPI	RPI	RPI	RPI
DIV. I ONLY	10- 5	85	8- 2	303	342	188	188	31	31	
DIV. I NON-CONF.	7- 5	132	6- 3	261	337	184	184	31	31	

TOTALS	RPI 1-25	RPI 26-50	W-L RECORDS	RPI 51-100	RPI 101-999	RPI 201+				
10- 5	0- 0	0- 0	OVERALL	0- 1	10- 4	9- 2				
3- 2	0- 0	0- 0	HOME	0- 0	3- 2	3- 1				
6- 2	0- 0	0- 0	AWAY	0- 1	6- 1	5- 1				
1- 1	0- 0	0- 0	NEUTRAL	0- 0	1- 1	1- 0				
7- 5	0- 0	0- 0	NON-CONFERENCE	0- 1	7- 4	6- 2				
2- 2	0- 0	0- 0	HOME	0- 0	2- 2	2- 1				
4- 2	0- 0	0- 0	AWAY	0- 1	4- 1	3- 1				
1- 1	0- 0	0- 0	NEUTRAL	0- 0	1- 1	1- 0				
3- 0	0- 0	0- 0	CONFERENCE	0- 0	3- 0	3- 0				
1- 0	0- 0	0- 0	HOME	0- 0	1- 0	1- 0				
2- 0	0- 0	0- 0	AWAY	0- 0	2- 0	2- 0				
0- 0	0- 0	0- 0	NEUTRAL	0- 0	0- 0	0- 0				

RPI 1-25				RPI 26-50				RPI 51-100				RPI 101+ Team's RPI: 188					
RPI	S	Opponent	Score	RPI	S	Opponent	Score	RPI	S	Opponent	Score	RPI	S	Opponent	Score		
								81	A	Navy	51	70	108	H	High Point	56	59
													130	N	Bowling Green	50	59
													134	A	William & Mary	80	74
													230	H	UNCG	64	63
													236	H	Loyola Maryland	58	61
													242	A	East Carolina	46	51
													270	N	St. Francis Brooklyn	52	51
													275	A	Campbell	53	27
													285	H	Towson	86	76
													298	A	VCU	66	52
													304	H	Coppin St.	71	57
													327	A	N.C. Central	75	60
													333	A	South Carolina St.	71	67
													348	A	Longwood	64	45
LAST 12 Division I GAMES:																	
333	A	South Carolina St.	71	67	230	H	UNCG	64	63								
327	A	N.C. Central	75	60	285	H	Towson	86	76								
304	H	Coppin St.	71	57	242	A	East Carolina	46	51								
348	A	Longwood	64	45	108	H	High Point	56	59								
134	A	William & Mary	80	74	270	N	St. Francis Brooklyn	52	51								
275	A	Campbell	53	27	130	N	Bowling Green	50	59								

Non-Div I Games:

Norfolk St.

Average RPI	Win:	212	WON-LOST	WINNING	LAST 10	STRENGTH OF	OPP. STRENGTH	TEAM	ADJ.	CONF.	ADJ CONF.
Average RPI	Loss:	129	RECORD	PCT. RANK	GAMES	SCHEDULE	OF SCHEDULE	RPI	RPI	RPI	RPI
DIV. I ONLY		7- 9		217	2- 6	71		257	142	142	19
DIV. I NON-CONF.		5- 4		146	1- 2	73		227	74	74	16

TOTALS	RPI 1-25		RPI 26-50		W-L RECORDS		RPI 51-100		RPI 101-999		RPI 201+
7- 9	0- 1		1- 1		OVERALL		0- 2		6- 5		4- 3
5- 1	0- 0		1- 0		HOME		0- 0		4- 1		3- 1
1- 8	0- 1		0- 1		AWAY		0- 2		1- 4		1- 2
1- 0	0- 0		0- 0		NEUTRAL		0- 0		1- 0		0- 0
5- 4	0- 1		0- 1		NON-CONFERENCE		0- 2		5- 0		3- 0
3- 0	0- 0		0- 0		HOME		0- 0		3- 0		2- 0
1- 4	0- 1		0- 1		AWAY		0- 2		1- 0		1- 0
1- 0	0- 0		0- 0		NEUTRAL		0- 0		1- 0		0- 0
2- 5	0- 0		1- 0		CONFERENCE		0- 0		1- 5		1- 3
2- 1	0- 0		1- 0		HOME		0- 0		1- 1		1- 1
0- 4	0- 0		0- 0		AWAY		0- 0		0- 4		0- 2
0- 0	0- 0		0- 0		NEUTRAL		0- 0		0- 0		0- 0

RPI 1-25				RPI 26-50				RPI 51-100				RPI 101+ Team's RPI: 142			
RPI	S	Opponent	Score	RPI	S	Opponent	Score	RPI	S	Opponent	Score	RPI	S	Opponent	Score
14	A	Baylor	43 105	30	A	South Dakota St.	52 66	55	A	Oregon St.	55 65	144	A	Idaho St.	46 57
				39	H	Northern Colo.	78 70	98	A	South Dakota	71 76	148	A	Weber St.	69 80
												152	N	Lamar University	73 70
												194	H	UNI	80 72
												207	A	Eastern Wash.	70 74
												215	A	Idaho	75 80
												223	H	Montana St.	79 70
												248	H	Montana	43 54
												264	H	North Dakota St.	79 68
												299	H	Massachusetts	82 52
												311	A	UTSA	60 47

LAST 12 Division I GAMES:															
				39	H	Northern Colo.	78 70	215	A	Idaho	75 80				
				148	A	Weber St.	69 80	98	A	South Dakota	71 76				
				144	A	Idaho St.	46 57	264	H	North Dakota St.	79 68				
				223	H	Montana St.	79 70	14	A	Baylor	43 105				
				248	H	Montana	43 54	194	H	UNI	80 72				
				207	A	Eastern Wash.	70 74	311	A	UTSA	60 47				

Non-Div I Games: Mayville St. 82 54 Southwest Minn. St. 85 62

North Dakota

Average RPI Win:	312	WON-LOST	WINNING	LAST 10	STRENGTH OF	OPP. STRENGTH	TEAM	ADJ.	CONF.	ADJ CONF.
Average RPI Loss:	141	RECORD	PCT. RANK	GAMES	SCHEDULE	OF SCHEDULE	RPI	RPI	RPI	RPI
DIV. I ONLY	5- 11	275	2- 7	210	283	264	264	14	14	
DIV. I NON-CONF.	4- 7	226	1- 5	270	314	271	271	17	17	

TOTALS	RPI 1-25	RPI 26-50	W-L RECORDS	RPI 51-100	RPI 101-999	RPI 201+				
5- 11	0- 0	0- 1	OVERALL	0- 4	5- 6	5- 2				
3- 3	0- 0	0- 0	HOME	0- 1	3- 2	3- 1				
1- 7	0- 0	0- 1	AWAY	0- 2	1- 4	1- 1				
1- 1	0- 0	0- 0	NEUTRAL	0- 1	1- 0	1- 0				
4- 7	0- 0	0- 0	NON-CONFERENCE	0- 3	4- 4	4- 1				
2- 2	0- 0	0- 0	HOME	0- 0	2- 2	2- 1				
1- 4	0- 0	0- 0	AWAY	0- 2	1- 2	1- 0				
1- 1	0- 0	0- 0	NEUTRAL	0- 1	1- 0	1- 0				
1- 4	0- 0	0- 1	CONFERENCE	0- 1	1- 2	1- 1				
1- 1	0- 0	0- 0	HOME	0- 1	1- 0	1- 0				
0- 3	0- 0	0- 1	AWAY	0- 0	0- 2	0- 1				
0- 0	0- 0	0- 0	NEUTRAL	0- 0	0- 0	0- 0				

RPI 1-25				RPI 26-50				RPI 51-100				RPI 101+				Team's RPI: 264
RPI	S	Opponent	Score	RPI	S	Opponent	Score	RPI	S	Opponent	Score	RPI	S	Opponent	Score	
				30	A	South Dakota St.	63 83	81	A	Navy	54 67	137	A	Colorado	59 108	
								93	A	Milwaukee	38 74	142	A	North Dakota	68 79	
								95	N	Central Ark.	45 68	173	H	Cal Poly	69 73	
								98	H	South Dakota	67 82	183	A	Oral Roberts	48 71	
												204	A	Denver	79 98	
												278	A	FIU	71 68	
												299	H	Massachusetts	82 70	
												305	H	Fort Wayne	72 56	
												313	H	UTRGV	79 82	
												336	N	UMBC	67 53	
												342	H	NJIT	105 58	
LAST 12 Division I GAMES:																
305	H	Fort Wayne	72 56	278	A	FIU	71 68									
204	A	Denver	79 98	173	H	Cal Poly	69 73									
183	A	Oral Roberts	48 71	142	A	North Dakota	68 79									
30	A	South Dakota St.	63 83	313	H	UTRGV	79 82									
98	H	South Dakota	67 82	93	A	Milwaukee	38 74									
95	N	Central Ark.	45 68	137	A	Colorado	59 108									

Non-Div I Games: Valley City St. 67 58 Mayville St. 87 43 Dakota St. 97 42

North Dakota St.

Average RPI Win:	266	WON-LOST	WINNING	LAST 10	STRENGTH OF	OPP. STRENGTH	TEAM	ADJ.	CONF.	ADJ CONF.
Average RPI Loss:	148	RECORD	PCT. RANK	GAMES	SCHEDULE	OF SCHEDULE	RPI	RPI	RPI	RPI
DIV. I ONLY	6- 10	248	3- 6	188	217	220	220	22	22	
DIV. I NON-CONF.	4- 8	239	2- 5	114	195	185	185	21	21	

TOTALS	RPI 1-25	RPI 26-50	W-L RECORDS	RPI 51-100	RPI 101-999	RPI 201+				
6- 10	0- 2	0- 2	OVERALL	0- 0	6- 6	6- 4				
3- 3	0- 0	0- 0	HOME	0- 0	3- 3	3- 2				
3- 6	0- 2	0- 2	AWAY	0- 0	3- 2	3- 1				
0- 1	0- 0	0- 0	NEUTRAL	0- 0	0- 1	0- 1				
4- 8	0- 2	0- 2	NON-CONFERENCE	0- 0	4- 4	4- 3				
2- 1	0- 0	0- 0	HOME	0- 0	2- 1	2- 1				
2- 6	0- 2	0- 2	AWAY	0- 0	2- 2	2- 1				
0- 1	0- 0	0- 0	NEUTRAL	0- 0	0- 1	0- 1				
2- 2	0- 0	0- 0	CONFERENCE	0- 0	2- 2	2- 1				
1- 2	0- 0	0- 0	HOME	0- 0	1- 2	1- 1				
1- 0	0- 0	0- 0	AWAY	0- 0	1- 0	1- 0				
0- 0	0- 0	0- 0	NEUTRAL	0- 0	0- 0	0- 0				

RPI 1-25				RPI 26-50				RPI 51-100				RPI 101+ Team's RPI: 220			
RPI	S	Opponent	Score	RPI	S	Opponent	Score	RPI	S	Opponent	Score	RPI	S	Opponent	Score
5	A	Florida St.	51 109	26	A	Michigan	34 79					125	H	Jacksonville	48 66
21	A	Georgia	37 75	34	A	West Virginia	59 87					201	A	Fla. Atlantic	75 83
												211	H	Bethune-Cookman	70 63
												226	A	Morehead St.	61 56
												239	H	Col. of Charleston	69 73
												256	H	Northern Ky.	58 50
												257	H	Lipscomb	69 73
												266	H	Kennesaw St.	77 72
												280	N	Monmouth	57 67
												289	A	Wofford	57 69
												307	A	USC Upstate	65 61
												329	A	Florida A&M	77 68
LAST 12 Division I GAMES:															
307	A	USC Upstate	65 61	256	H	Northern Ky.	58 50	239	H	Col. of Charleston	69 73	26	A	Michigan	34 79
257	H	Lipscomb	69 73					329	A	Florida A&M	77 68	201	A	Fla. Atlantic	75 83
266	H	Kennesaw St.	77 72					211	H	Bethune-Cookman	70 63				
125	H	Jacksonville	48 66												
289	A	Wofford	57 69												
21	A	Georgia	37 75												

Non-Div I Games: Warner 74 38 Edward Waters 73 47 Webber Int'l 81 53

North Florida

North Texas

Through Games Of Jan. 20, 2018

Average RPI Win:	248	WON-LOST	WINNING	LAST 10	STRENGTH OF	OPP. STRENGTH	TEAM	ADJ.	CONF.	ADJ CONF.
Average RPI Loss:	140	RECORD	PCT. RANK	GAMES	SCHEDULE	OF SCHEDULE	RPI	RPI	RPI	RPI
DIV. I ONLY	8- 7	151	4- 5	289	166	217	217	18	18	
DIV. I NON-CONF.	6- 3	87	3- 2	339	77	221	221	19	19	

TOTALS	RPI 1-25	RPI 26-50	W-L RECORDS	RPI 51-100	RPI 101-999	RPI 201+				
8- 7	0- 0	0- 0	OVERALL	0- 3	8- 4	6- 1				
5- 2	0- 0	0- 0	HOME	0- 1	5- 1	3- 0				
1- 5	0- 0	0- 0	AWAY	0- 2	1- 3	1- 1				
2- 0	0- 0	0- 0	NEUTRAL	0- 0	2- 0	2- 0				
6- 3	0- 0	0- 0	NON-CONFERENCE	0- 2	6- 1	5- 1				
3- 1	0- 0	0- 0	HOME	0- 1	3- 0	2- 0				
1- 2	0- 0	0- 0	AWAY	0- 1	1- 1	1- 1				
2- 0	0- 0	0- 0	NEUTRAL	0- 0	2- 0	2- 0				
2- 4	0- 0	0- 0	CONFERENCE	0- 1	2- 3	1- 0				
2- 1	0- 0	0- 0	HOME	0- 0	2- 1	1- 0				
0- 3	0- 0	0- 0	AWAY	0- 1	0- 2	0- 0				
0- 0	0- 0	0- 0	NEUTRAL	0- 0	0- 0	0- 0				

RPI 1-25				RPI 26-50				RPI 51-100				RPI 101+ Team's RPI: 217			
RPI	S	Opponent	Score	RPI	S	Opponent	Score	RPI	S	Opponent	Score	RPI	S	Opponent	Score
								68	A	Indiana	63 68	118	A	Middle Tenn.	48 56
								69	H	Kansas St.	54 55	128	H	Rice	49 50
								86	A	UAB	52 68	151	H	Tulsa	66 43
												191	A	Louisiana Tech	53 61
												192	H	Charlotte	73 68
												205	H	La Salle	70 44
												212	H	SMU	47 40
												273	N	Coastal Caro.	50 34
												284	N	Detroit Mercy	63 57
												321	A	Ill. -Chicago	67 70
												323	H	Old Dominion	63 46
												340	A	Eastern Ill.	63 61

LAST 12 Division I GAMES:															
				86	A	UAB	52 68	340	A	Eastern Ill.	63 61				
				118	A	Middle Tenn.	48 56	321	A	Ill. -Chicago	67 70				
				192	H	Charlotte	73 68	205	H	La Salle	70 44				
				323	H	Old Dominion	63 46	68	A	Indiana	63 68				
				128	H	Rice	49 50	151	H	Tulsa	66 43				
				191	A	Louisiana Tech	53 61	212	H	SMU	47 40				

Non-Div I Games: Mid-Amer. Christian 86 52 Tex. A&M Int'l 64 38 Okla. Panhandle 63 41

North Texas

Loss, Non-Conf, S Site, H Home A Away N Neutral

Average RPI Win:	266	WON-LOST	WINNING	LAST 10	STRENGTH OF	OPP. STRENGTH	TEAM	ADJ.	CONF.	ADJ CONF.
Average RPI Loss:	124	RECORD	PCT. RANK	GAMES	SCHEDULE	OF SCHEDULE	RPI	RPI	RPI	RPI
DIV. I ONLY	8- 9	196	5- 5	209	229	213	213	10	10	
DIV. I NON-CONF.	5- 6	187	2- 4	228	310	231	231	13	13	

TOTALS	RPI 1-25	RPI 26-50	W-L RECORDS	RPI 51-100	RPI 101-999	RPI 201+				
8- 9	0- 0	0- 1	OVERALL	0- 4	8- 4	7- 1				
3- 4	0- 0	0- 0	HOME	0- 3	3- 1	2- 0				
4- 3	0- 0	0- 0	AWAY	0- 1	4- 2	4- 0				
1- 2	0- 0	0- 1	NEUTRAL	0- 0	1- 1	1- 1				
5- 6	0- 0	0- 1	NON-CONFERENCE	0- 1	5- 4	4- 1				
2- 2	0- 0	0- 0	HOME	0- 1	2- 1	1- 0				
2- 2	0- 0	0- 0	AWAY	0- 0	2- 2	2- 0				
1- 2	0- 0	0- 1	NEUTRAL	0- 0	1- 1	1- 1				
3- 3	0- 0	0- 0	CONFERENCE	0- 3	3- 0	3- 0				
1- 2	0- 0	0- 0	HOME	0- 2	1- 0	1- 0				
2- 1	0- 0	0- 0	AWAY	0- 1	2- 0	2- 0				
0- 0	0- 0	0- 0	NEUTRAL	0- 0	0- 0	0- 0				

RPI 1-25				RPI 26-50				RPI 51-100				RPI 101+ Team's RPI: 213			
RPI	S	Opponent	Score	RPI	S	Opponent	Score	RPI	S	Opponent	Score	RPI	S	Opponent	Score
				48	N	Houston	64 72	57	H	Drexel	58 69	164	A	New Hampshire	50 65
								84	A	El on	71 78	168	A	Boston U.	73 74
								85	H	James Madi son	57 60	176	H	Provi dence	95 98
								89	H	Harvard	69 79	199	H	Marist	78 72
												239	H	Col. of Charl eston	59 37
												244	N	Illinois St.	55 65
												246	N	New Mexico St.	65 64
												271	A	UNCW	54 47
												274	H	Fairfield	63 43
												285	A	Towson	70 61
												299	A	Massachusetts	64 54
												318	A	Vermont	71 66
LAST 12 Division I GAMES:															
				57	H	Drexel	58 69	244	N	Illinois St.	55 65				
				239	H	Col. of Charl eston	59 37	246	N	New Mexico St.	65 64				
				84	A	El on	71 78	318	A	Vermont	71 66				
				271	A	UNCW	54 47	89	H	Harvard	69 79				
				85	H	James Madi son	57 60	164	A	New Hampshi re	50 65				
				285	A	Towson	70 61	48	N	Houston	64 72				

Non-Div I Games:

Northeastern

Average RPI Win:	206	WON-LOST	WINNING	LAST 10	STRENGTH OF	OPP. STRENGTH	TEAM	ADJ.	CONF.	ADJ CONF.
Average RPI Loss:	217	RECORD	PCT. RANK	GAMES	SCHEDULE	OF SCHEDULE	RPI	RPI	RPI	RPI
DIV. I ONLY	3- 14	309	1- 9	258	330	324	324	19	19	
DIV. I NON-CONF.	2- 8	290	1- 4	268	327	331	331	16	16	

TOTALS	RPI 1-25	RPI 26-50	W-L RECORDS	RPI 51-100	RPI 101-999	RPI 201+				
3- 14	0- 0	0- 0	OVERALL	0- 0	3- 14	1- 11				
2- 6	0- 0	0- 0	HOME	0- 0	2- 6	1- 3				
0- 8	0- 0	0- 0	AWAY	0- 0	0- 8	0- 8				
1- 0	0- 0	0- 0	NEUTRAL	0- 0	1- 0	0- 0				
2- 8	0- 0	0- 0	NON-CONFERENCE	0- 0	2- 8	1- 6				
1- 4	0- 0	0- 0	HOME	0- 0	1- 4	1- 2				
0- 4	0- 0	0- 0	AWAY	0- 0	0- 4	0- 4				
1- 0	0- 0	0- 0	NEUTRAL	0- 0	1- 0	0- 0				
1- 6	0- 0	0- 0	CONFERENCE	0- 0	1- 6	0- 5				
1- 2	0- 0	0- 0	HOME	0- 0	1- 2	0- 1				
0- 4	0- 0	0- 0	AWAY	0- 0	0- 4	0- 4				
0- 0	0- 0	0- 0	NEUTRAL	0- 0	0- 0	0- 0				

RPI 1-25				RPI 26-50				RPI 51-100				RPI 101+ Team's RPI: 324			
RPI	S	Opponent	Score	RPI	S	Opponent	Score	RPI	S	Opponent	Score	RPI	S	Opponent	Score
												128	H	Rice	83 88
												144	H	Idaho St.	55 75
												148	H	Weber St.	76 75
												173	H	Cal Poly	73 89
												186	N	Boise St.	62 60
												204	A	Denver	73 80
												207	A	Eastern Wash.	62 82
												207	H	UC Santa Barbara	93 96
												215	A	Idaho	68 83
												223	A	Montana St.	39 81
												224	A	CSUN	69 78
												237	A	Youngstown St.	67 69
												238	A	Hawaii	68 84
												248	A	Montana	62 70
												281	H	Grand Canyon	54 72
												283	H	Arizona	84 66
												303	H	Southern Utah	57 60

LAST 12 Division I GAMES:															
				215	A	Idaho	68 83	248	A	Montana	62 70				
				207	A	Eastern Wash.	62 82	224	A	CSUN	69 78				
				303	H	Southern Utah	57 60	237	A	Youngstown St.	67 69				
				144	H	Idaho St.	55 75	281	H	Grand Canyon	54 72				
				148	H	Weber St.	76 75	173	H	Cal Poly	73 89				
				223	A	Montana St.	39 81	283	H	Arizona	84 66				

Non-Div I Games: Antelope Valley 104 49

Northern Ariz.

Average RPI Win: 164

Average RPI Loss: 120

WON-LOST
RECORDWINNING
PCT. RANKLAST 10
GAMESSTRENGTH OF
SCHEDULEOPP. STRENGTH
OF SCHEDULETEAM
RPIADJ.
RPICONF.
RPIADJ CONF.
RPIDIV. I ONLY
DIV. I NON-CONF.13- 5
8- 358
657- 3
4- 155
49177
9439
3439
3419
1619
16

TOTALS

RPI 1-25

RPI 26-50

W-L RECORDS

RPI 51-100

RPI 101-999

RPI 201+

13- 5

0- 0

2- 0

OVERALL

0- 2

11- 3

6- 0

6- 1

0- 0

1- 0

HOME

0- 0

5- 1

2- 0

6- 4

0- 0

1- 0

AWAY

0- 2

5- 2

4- 0

1- 0

0- 0

0- 0

NEUTRAL

0- 0

1- 0

0- 0

8- 3

0- 0

2- 0

NON-CONFERENCE

0- 2

6- 1

2- 0

4- 1

0- 0

1- 0

HOME

0- 0

3- 1

0- 0

3- 2

0- 0

1- 0

AWAY

0- 2

2- 0

2- 0

1- 0

0- 0

0- 0

NEUTRAL

0- 0

1- 0

0- 0

5- 2

0- 0

0- 0

CONFERENCE

0- 0

5- 2

4- 0

2- 0

0- 0

0- 0

HOME

0- 0

2- 0

2- 0

3- 2

0- 0

0- 0

AWAY

0- 0

3- 2

2- 0

0- 0

0- 0

0- 0

NEUTRAL

0- 0

0- 0

0- 0

RPI 1-25

RPI 26-50

Team's RPI: 39

RPI 51-100

RPI 101+

RPI S Opponent Score

RPI S Opponent Score

28 A DePaul 94 88

43 H LSU 58 50

RPI S Opponent Score

53 A Qui nni pi ac 49 60

76 A Fordham 33 48

RPI S Opponent Score

119 H BYU 79 74

132 H Paci fi c 80 55

142 A North Dakota 70 78

144 A Idaho St. 63 57

147 N Li berty 65 57

148 A Weber St. 73 82

175 H San Francisco 73 60

181 H Col orado St. 44 55

204 A Denver 71 63

207 A Eastern Wash. 70 65

215 A Idaho 78 72

223 H Montana St. 82 69

247 A UMKC 88 73

248 H Montana 68 50

LAST 12 Division I GAMES:

142 A North Dakota 70 78

144 A Idaho St. 63 57

148 A Weber St. 73 82

248 H Montana 68 50

223 H Montana St. 82 69

215 A Idaho 78 72

207 A Eastern Wash. 70 65

147 N Li berty 65 57

247 A UMKC 88 73

181 H Col orado St. 44 55

132 H Paci fi c 80 55

119 H BYU 79 74

N
o
r
t
h
e
r
n
C
o
l
o
.N
o
r
t
h
e
r
n
C
o
l
o
.

Non-Div I Games:

Northern Colo.

Average RPI Win:	217	WON-LOST	WINNING	LAST 10	STRENGTH OF	OPP. STRENGTH	TEAM	ADJ.	CONF.	ADJ CONF.
Average RPI Loss:	92	RECORD	PCT. RANK	GAMES	SCHEDULE	OF SCHEDULE	RPI	RPI	RPI	RPI
DIV. I ONLY	10- 8	140	4- 6	191	143	146	146	7	7	
DIV. I NON-CONF.	8- 3	65	4- 1	312	222	137	137	8	8	

TOTALS	RPI 1-25	RPI 26-50	W-L RECORDS	RPI 51-100	RPI 101-999	RPI 201+				
10- 8	1- 0	0- 3	OVERALL	0- 2	9- 3	6- 0				
5- 2	1- 0	0- 1	HOME	0- 0	4- 1	2- 0				
4- 4	0- 0	0- 0	AWAY	0- 0	4- 0	3- 0				
1- 2	0- 0	0- 0	NEUTRAL	0- 1	1- 1	1- 0				
8- 3	0- 0	0- 1	NON-CONFERENCE	0- 1	8- 1	6- 0				
3- 0	0- 0	0- 0	HOME	0- 0	3- 0	2- 0				
4- 1	0- 0	0- 1	AWAY	0- 0	4- 0	3- 0				
1- 2	0- 0	0- 0	NEUTRAL	0- 1	1- 1	1- 0				
2- 5	1- 0	0- 2	CONFERENCE	0- 1	1- 2	0- 0				
2- 2	1- 0	0- 1	HOME	0- 0	1- 1	0- 0				
0- 3	0- 0	0- 1	AWAY	0- 1	0- 1	0- 0				
0- 0	0- 0	0- 0	NEUTRAL	0- 0	0- 0	0- 0				

RPI	S	Opponent	Score	RPI	S	Opponent	Score	RPI	S	Opponent	Score	RPI	S	Opponent	Score	Team's RPI: 146
22	H	Buffalo	86 84	29	A	Iowa	80 105	56	N	Albany (NY)	91 97	111	H	Western Ill.	96 94	
				38	H	Central Mich.	78 81	91	A	Western Mich.	83 88	113	H	Kent St.	81 79	
				49	A	Toledo	60 63					129	A	Miami (OH)	65 67	
												152	N	Lamar University	80 90	
												153	A	SIUE	86 75	
												193	H	Eastern Mich.	76 83	
												216	H	Bradley	76 52	
												272	N	Sacramento St.	84 75	
												293	H	Loyola Chicago	80 71	
												311	A	UTSA	69 55	
												337	A	Chicago St.	80 59	
												340	A	Eastern Ill.	93 64	
LAST 12 Division I GAMES:																
193	H	Eastern Mich.	76 83	129	A	Miami (OH)	65 67									
38	H	Central Mich.	78 81	56	N	Albany (NY)	91 97									
49	A	Toledo	60 63	272	N	Sacramento St.	84 75									
91	A	Western Mich.	83 88	153	A	SIUE	86 75									
22	H	Buffalo	86 84	293	H	Loyola Chicago	80 71									
113	H	Kent St.	81 79	216	H	Bradley	76 52									

Non-Div I Games:

Northern Ill.

Average RPI Win:	142	WON-LOST	WINNING	LAST 10	STRENGTH OF	OPP. STRENGTH	TEAM	ADJ.	CONF.	ADJ CONF.
Average RPI Loss:	156	RECORD	PCT. RANK	GAMES	SCHEDULE	OF SCHEDULE	RPI	RPI	RPI	RPI
DIV. I ONLY	3- 14	309	3- 7	90	231	256	256	11	11	
DIV. I NON-CONF.	1- 9	318	1- 4	184	294	305	305	12	12	
<hr/>										
TOTALS	RPI 1-25	RPI 26-50	W-L RECORDS	RPI 51-100	RPI 101-999	RPI 201+				
3- 14	1- 0	0- 0	OVERALL	0- 4	2- 10	1- 4				
1- 8	1- 0	0- 0	HOME	0- 4	0- 4	0- 1				
2- 5	0- 0	0- 0	AWAY	0- 0	2- 5	1- 3				
0- 1	0- 0	0- 0	NEUTRAL	0- 0	0- 1	0- 0				
1- 9	0- 0	0- 0	NON-CONFERENCE	0- 1	1- 8	0- 4				
0- 4	0- 0	0- 0	HOME	0- 1	0- 3	0- 1				
1- 4	0- 0	0- 0	AWAY	0- 0	1- 4	0- 3				
0- 1	0- 0	0- 0	NEUTRAL	0- 0	0- 1	0- 0				
2- 5	1- 0	0- 0	CONFERENCE	0- 3	1- 2	1- 0				
1- 4	1- 0	0- 0	HOME	0- 3	0- 1	0- 0				
1- 1	0- 0	0- 0	AWAY	0- 0	1- 1	1- 0				
0- 0	0- 0	0- 0	NEUTRAL	0- 0	0- 0	0- 0				

RPI 1-25				RPI 26-50				RPI 51-100				RPI 101+ Team's RPI: 256			
RPI	S	Opponent	Score	RPI	S	Opponent	Score	RPI	S	Opponent	Score	RPI	S	Opponent	Score
15	H	Green Bay	62 54					68	H	Indiana	56 67	113	H	Kent St.	54 59
								90	H	Wright St.	63 68	125	N	Jacksonville	49 61
								93	H	Milwaukee	49 52	127	A	ETSU	57 45
								96	H	IUPUI	35 71	133	H	Cleveland St.	65 70
												154	A	Stetson	56 67
												155	A	Oakland	53 79
												157	H	Robert Morris	50 59
												220	A	North Florida	50 58
												235	H	Austin Peay	52 53
												244	A	Illinois St.	37 49
												284	A	Detroit Mercy	78 67
												300	A	Murray St.	87 98
<hr/>															
LAST 12 Division I GAMES:															
				96	H	IUPUI	35 71	93	H	Milwaukee	49 52				
				133	H	Cleveland St.	65 70	127	A	ETSU	57 45				
				90	H	Wright St.	63 68	125	N	Jacksonville	49 61				
				155	A	Oakland	53 79	220	A	North Florida	50 58				
				284	A	Detroit Mercy	78 67	68	H	Indiana	56 67				
				15	H	Green Bay	62 54	235	H	Austin Peay	52 53				

Non-Div I Games: Oakland City 103 25

Northern Ky.

Average RPI	Win:	224	WON-LOST	WINNING	LAST 10	STRENGTH OF	OPP. STRENGTH	TEAM	ADJ.	CONF.	ADJ CONF.
Average RPI	Loss:	65	RECORD	PCT. RANK	GAMES	SCHEDULE	OF SCHEDULE	RPI	RPI	RPI	RPI
DIV. I ONLY		9- 11		209	3- 7	125	70	170	170	4	4
DIV. I NON-CONF.		7- 7		170	2- 4	186	112	188	188	4	4

TOTALS	RPI 1-25		RPI 26-50		W-L RECORDS	RPI 51-100		RPI 101-999		RPI 201+	
9- 11	0- 2		0- 4		OVERALL	0- 3		9- 2		5- 0	
5- 5	0- 1		0- 2		HOME	0- 2		5- 0		3- 0	
3- 4	0- 0		0- 1		AWAY	0- 0		3- 0		2- 0	
1- 2	0- 0		0- 0		NEUTRAL	0- 1		1- 1		0- 0	
7- 7	0- 2		0- 1		NON-CONFERENCE	0- 2		7- 2		5- 0	
4- 3	0- 1		0- 1		HOME	0- 1		4- 0		3- 0	
2- 2	0- 1		0- 0		AWAY	0- 0		2- 1		2- 0	
1- 2	0- 0		0- 0		NEUTRAL	0- 1		1- 1		0- 0	
2- 4	0- 0		0- 3		CONFERENCE	0- 1		2- 0		0- 0	
1- 2	0- 0		0- 1		HOME	0- 1		1- 0		0- 0	
1- 2	0- 0		0- 2		AWAY	0- 0		1- 0		0- 0	
0- 0	0- 0		0- 0		NEUTRAL	0- 0		0- 0		0- 0	

RPI 1-25				RPI 26-50				RPI 51-100				RPI 101+ Team's RPI: 170			
RPI	S	Opponent	Score	RPI	S	Opponent	Score	RPI	S	Opponent	Score	RPI	S	Opponent	Score
15	H	Green Bay	57 63	28	H	DePaul	63 92	75	H	Nebraska	59 69	107	N	Auburn	49 48
24	A	Syracuse	74 81	42	A	Michigan St.	51 81	93	H	Milwaukee	57 66	109	A	Missouri St.	59 90
				45	A	Purdue	60 63	94	N	Chattanooga	44 61	139	N	Georgetown	54 55
				47	H	Minnesota	63 90					155	H	Oakland	88 70
												161	A	Illinois	74 59
												189	H	Wisconsin	69 60
												218	H	Stony Brook	68 36
												245	A	UT Martin	71 63
												265	H	Santa Clara	57 47
												337	A	Chicago St.	63 36
												340	H	Eastern Ill.	74 40

LAST 12 Division I GAMES:															
				45	A	Purdue	60 63	340	H	Eastern Ill.	74 40				
				189	H	Wisconsin	69 60	15	H	Green Bay	57 63				
				75	H	Nebraska	59 69	109	A	Missouri St.	59 90				
				42	A	Michigan St.	51 81	28	H	DePaul	63 92				
				161	A	Illinois	74 59	218	H	Stony Brook	68 36				
				47	H	Minnesota	63 90	93	H	Milwaukee	57 66				

Non-Div I Games:

Northwestern

Average RPI Win:	334	WON-LOST	WINNING	LAST 10	STRENGTH OF	OPP. STRENGTH	TEAM	ADJ.	CONF.	ADJ CONF.
Average RPI Loss:	172	RECORD	PCT. RANK	GAMES	SCHEDULE	OF SCHEDULE	RPI	RPI	RPI	RPI
DIV. I ONLY	2- 12	319	1- 8	240	289	316	316	27	27	
DIV. I NON-CONF.	1- 6	306	1- 3	67	114	225	225	26	26	

TOTALS	RPI 1-25	RPI 26-50	W-L RECORDS	RPI 51-100	RPI 101-999	RPI 201+				
2- 12	0- 1	0- 1	OVERALL	0- 2	2- 8	2- 6				
1- 4	0- 0	0- 0	HOME	0- 0	1- 4	1- 2				
1- 7	0- 0	0- 0	AWAY	0- 1	1- 0	1- 0				
0- 1	0- 0	0- 0	NEUTRAL	0- 0	0- 1	0- 1				
1- 6	0- 1	0- 1	NON-CONFERENCE	0- 2	1- 2	1- 1				
0- 1	0- 0	0- 0	HOME	0- 0	0- 1	0- 0				
1- 4	0- 1	0- 1	AWAY	0- 2	1- 0	1- 0				
0- 1	0- 0	0- 0	NEUTRAL	0- 0	0- 1	0- 1				
1- 6	0- 0	0- 0	CONFERENCE	0- 0	1- 6	1- 5				
1- 3	0- 0	0- 0	HOME	0- 0	1- 3	1- 2				
0- 3	0- 0	0- 0	AWAY	0- 0	0- 3	0- 3				
0- 0	0- 0	0- 0	NEUTRAL	0- 0	0- 0	0- 0				

RPI 1-25				RPI 26-50				RPI 51-100				RPI 101+ Team's RPI: 316			
RPI	S	Opponent	Score	RPI	S	Opponent	Score	RPI	S	Opponent	Score	RPI	S	Opponent	Score
10	A	Texas	44 68	37	A	Oklahoma St.	44 78	70	A	TCU	51 89	123	H	Southern Miss.	59 71
								99	A	Ole Miss	44 75	135	H	SFA	62 70
												229	A	Abilene Christian	41 80
												251	N	Texas Southern	43 56
												253	H	Nicholls St.	63 79
												268	H	A&M-Corpus Christi	56 62
												294	A	McNeese	67 72
												297	A	Southeastern La.	65 71
												328	A	La.-Monroe	70 48
												339	H	Sam Houston St.	63 60
LAST 12 Division I GAMES:															
297	A	Southeastern La.	65 71	253	H	Nicholls St.	63 79	70	A	TCU	51 89	10	A	Texas	44 68
339	H	Sam Houston St.	63 60	70	A	TCU	51 89	10	A	Texas	44 68	251	N	Texas Southern	43 56
229	A	Abilene Christian	41 80	10	A	Texas	44 68	251	N	Texas Southern	43 56	328	A	La.-Monroe	70 48
135	H	SFA	62 70	251	N	Texas Southern	43 56	123	H	Southern Miss.	59 71				
268	H	A&M-Corpus Christi	56 62	328	A	La.-Monroe	70 48								
294	A	McNeese	67 72	123	H	Southern Miss.	59 71								

Non-Div I Games: LeTourneau 82 39 LSU-Shreveport 62 42 LSU-Alexandria 85 55 Central Baptist 87 22 Northwestern St.

Average RPI	Win:	71	WON-LOST	WINNING	LAST 10	STRENGTH OF	OPP. STRENGTH	TEAM	ADJ.	CONF.	ADJ CONF.
Average RPI	Loss:	3	RECORD	PCT. RANK	GAMES	SCHEDULE	OF SCHEDULE	RPI	RPI	RPI	RPI
DIV. I ONLY			17- 2	6	9- 1	1	6	2	2	1	1
DIV. I NON-CONF.			12- 1	6	5- 1	2	6	2	2	1	1

TOTALS	RPI 1-25		RPI 26-50		W-L RECORDS	RPI 51-100		RPI 101-999		RPI 201+	
17- 2	4- 2		4- 0		OVERALL	4- 0		5- 0		1- 0	
8- 0	2- 0		3- 0		HOME	1- 0		2- 0		1- 0	
6- 2	0- 2		1- 0		AWAY	3- 0		2- 0		0- 0	
3- 0	2- 0		0- 0		NEUTRAL	0- 0		1- 0		0- 0	
12- 1	3- 1		4- 0		NON-CONFERENCE	2- 0		3- 0		1- 0	
5- 0	1- 0		3- 0		HOME	0- 0		1- 0		1- 0	
4- 1	0- 1		1- 0		AWAY	2- 0		1- 0		0- 0	
3- 0	2- 0		0- 0		NEUTRAL	0- 0		1- 0		0- 0	
5- 1	1- 1		0- 0		CONFERENCE	2- 0		2- 0		0- 0	
3- 0	1- 0		0- 0		HOME	1- 0		1- 0		0- 0	
2- 1	0- 1		0- 0		AWAY	1- 0		1- 0		0- 0	
0- 0	0- 0		0- 0		NEUTRAL	0- 0		0- 0		0- 0	

RPI	S	Opponent	Score	RPI	S	Opponent	Score	RPI	S	Opponent	Score	RPI	S	Opponent	Score
1	A	UConn	71 80	26	A	Michigan	83 63	52	A	Western Ky.	78 65	101	A	Wake Forest	96 73
4	A	Louisville	67 100	27	H	Marquette	91 85	55	A	Oregon St.	72 67	114	A	Penn	66 54
8	H	Tennessee	84 70	28	H	DePaul	91 82	58	A	Georgia Tech	77 54	127	N	ETSU	77 46
18	N	South Carolina	92 85	42	H	Michigan St.	90 59	64	H	Miami (FL)	83 76	179	H	Boston College	89 60
20	N	South Fla.	76 66									261	H	Mt. St. Mary's	121 65
24	H	Syracuse	87 72												

LAST 12 Division I GAMES:															
8	H	Tennessee	84 70	24	H	Syracuse	87 72	27	H	Marquette	91 85	28	H	DePaul	91 82
179	H	Boston College	89 60	27	H	Marquette	91 85	114	A	Penn	66 54	42	H	Michigan St.	90 59
4	A	Louisville	67 100	28	H	DePaul	91 82	42	H	Michigan St.	90 59	1	A	UConn	71 80
58	A	Georgia Tech	77 54												
64	H	Miami (FL)	83 76												
101	A	Wake Forest	96 73												

Non-Div I Games:

Notre Dame

Average RPI Win:	276	WON-LOST	WINNING	LAST 10	STRENGTH OF	OPP. STRENGTH	TEAM	ADJ.	CONF.	ADJ CONF.
Average RPI Loss:	78	RECORD	PCT. RANK	GAMES	SCHEDULE	OF SCHEDULE	RPI	RPI	RPI	RPI
DIV. I ONLY	9- 9	170	5- 5	146	223	155	155	11	11	
DIV. I NON-CONF.	6- 4	122	3- 0	247	258	143	143	12	12	

TOTALS	RPI 1-25	RPI 26-50	W-L RECORDS	RPI 51-100	RPI 101-999	RPI 201+				
9- 9	0- 1	0- 3	OVERALL	0- 3	9- 2	8- 0				
3- 4	0- 1	0- 1	HOME	0- 2	3- 0	2- 0				
4- 5	0- 0	0- 2	AWAY	0- 1	4- 2	4- 0				
2- 0	0- 0	0- 0	NEUTRAL	0- 0	2- 0	2- 0				
6- 4	0- 0	0- 3	NON-CONFERENCE	0- 0	6- 1	5- 0				
2- 1	0- 0	0- 1	HOME	0- 0	2- 0	1- 0				
2- 3	0- 0	0- 2	AWAY	0- 0	2- 1	2- 0				
2- 0	0- 0	0- 0	NEUTRAL	0- 0	2- 0	2- 0				
3- 5	0- 1	0- 0	CONFERENCE	0- 3	3- 1	3- 0				
1- 3	0- 1	0- 0	HOME	0- 2	1- 0	1- 0				
2- 2	0- 0	0- 0	AWAY	0- 1	2- 1	2- 0				
0- 0	0- 0	0- 0	NEUTRAL	0- 0	0- 0	0- 0				

RPI 1-25				RPI 26-50				RPI 51-100				RPI 101+ Team's RPI: 155			
RPI	S	Opponent	Score	RPI	S	Opponent	Score	RPI	S	Opponent	Score	RPI	S	Opponent	Score
15	H	Green Bay	48 81	26	A	Michigan	69 78	90	H	Wright St.	57 77	133	A	Cleveland St.	62 70
				38	H	Central Mich.	85 103	93	H	Milwaukee	62 74	170	A	Northwestern	70 88
				42	A	Michigan St.	63 95	96	A	IUPUI	64 80	197	H	Niagara	67 59
												237	A	Youngstown St.	58 48
												244	H	Illinois St.	64 43
												256	H	Northern Ky.	79 53
												267	A	Cornell	79 77
												301	A	Canisius	83 48
												321	A	Ill.-Chicago	67 63
												323	N	Old Dominion	80 59
												341	N	Ark.-Pine Bluff	69 37

LAST 12 Division I GAMES:															
15	H	Green Bay	48 81	237	A	Youngstown St.	58 48	133	A	Cleveland St.	62 70	341	N	Ark.-Pine Bluff	69 37
93	H	Milwaukee	62 74	323	N	Old Dominion	80 59	267	A	Cornell	79 77	38	H	Central Mich.	85 103
96	A	IUPUI	64 80	256	H	Northern Ky.	79 53								
321	A	Ill.-Chicago	67 63	90	H	Wright St.	57 77								

Non-Div I Games: Mich.-Dearborn 104 44

Oakland

Average RPI Win:	168	WON-LOST	WINNING	LAST 10	STRENGTH OF	OPP. STRENGTH	TEAM	ADJ.	CONF.	ADJ CONF.
Average RPI Loss:	71	RECORD	PCT. RANK	GAMES	SCHEDULE	OF SCHEDULE	RPI	RPI	RPI	RPI
DIV. I ONLY	9- 8	153	5- 5	23	124	79	79	7	7	
DIV. I NON-CONF.	5- 5	170	2- 3	45	256	105	105	8	8	

TOTALS	RPI 1-25	RPI 26-50	W-L RECORDS	RPI 51-100	RPI 101-999	RPI 201+				
9- 8	0- 1	2- 4	OVERALL	1- 1	6- 2	4- 0				
4- 3	0- 1	1- 1	HOME	0- 1	3- 0	2- 0				
5- 3	0- 0	1- 0	AWAY	1- 0	3- 0	2- 0				
0- 2	0- 0	0- 1	NEUTRAL	0- 0	0- 1	0- 0				
5- 5	0- 0	1- 2	NON-CONFERENCE	0- 1	4- 2	3- 0				
2- 2	0- 0	0- 1	HOME	0- 1	2- 0	1- 0				
3- 1	0- 0	1- 0	AWAY	0- 0	2- 1	2- 0				
0- 2	0- 0	0- 1	NEUTRAL	0- 0	0- 1	0- 0				
4- 3	0- 1	1- 2	CONFERENCE	1- 0	2- 0	1- 0				
2- 1	0- 1	1- 0	HOME	0- 0	1- 0	1- 0				
2- 2	0- 0	0- 2	AWAY	1- 0	1- 0	0- 0				
0- 0	0- 0	0- 0	NEUTRAL	0- 0	0- 0	0- 0				

RPI	S	Opponent	Score	RPI	S	Opponent	Score	RPI	S	Opponent	Score	RPI	S	Opponent	Score
22	H	Buffalo	63 67	26	H	Michigan	61 74	91	A	Western Mich.	69 54	108	H	High Point	64 61
				38	A	Central Mich.	58 82	96	H	IUPUI	52 76	130	A	Bowling Green	70 63
				41	N	Virginia	59 77					133	A	Cleveland St.	64 71
				45	A	Purdue	77 71					166	N	Furman	68 70
				49	A	Toledo	57 75					221	H	Akron	70 67
				49	H	Toledo	78 61					249	H	N.C. A&T	72 65
												288	A	Eastern Ky.	69 57
												330	A	Marshall	54 52

Team's RPI: 79															
LAST 12 Division I GAMES:															
130	A	Bowling Green	70 63	49	H	Toledo	78 61	249	H	N.C. A&T	72 65	41	N	Virginia	59 77
22	H	Buffalo	63 67	41	N	Virginia	59 77	166	N	Furman	68 70	45	A	Purdue	77 71
91	A	Western Mich.	69 54	166	N	Furman	68 70	133	A	Cleveland St.	64 71				
49	A	Toledo	57 75	45	A	Purdue	77 71								
221	H	Akron	70 67												
38	A	Central Mich.	58 82												

Non-Div I Games: Notre Dame (OH) 93 37

Ohio

Average RPI	Win:	92	WON-LOST	WINNING	LAST 10	STRENGTH OF	OPP. STRENGTH	TEAM	ADJ.	CONF.	ADJ CONF.
Average RPI	Loss:	14	RECORD	PCT. RANK	GAMES	SCHEDULE	OF SCHEDULE	RPI	RPI	RPI	RPI
DIV. I ONLY		16- 3		15	9- 1	9	2	6	6	4	4
DIV. I NON-CONF.		11- 2		23	5- 1	10	5	6	6	4	4

TOTALS	RPI 1-25		RPI 26-50		W-L RECORDS	RPI 51-100		RPI 101-999		RPI 201+	
16- 3	2- 2		3- 1		OVERALL	5- 0		6- 0		1- 0	
8- 2	1- 1		1- 1		HOME	3- 0		3- 0		1- 0	
5- 1	0- 1		1- 0		AWAY	2- 0		2- 0		0- 0	
3- 0	1- 0		1- 0		NEUTRAL	0- 0		1- 0		0- 0	
11- 2	2- 2		1- 0		NON-CONFERENCE	2- 0		6- 0		1- 0	
6- 1	1- 1		0- 0		HOME	2- 0		3- 0		1- 0	
2- 1	0- 1		0- 0		AWAY	0- 0		2- 0		0- 0	
3- 0	1- 0		1- 0		NEUTRAL	0- 0		1- 0		0- 0	
5- 1	0- 0		2- 1		CONFERENCE	3- 0		0- 0		0- 0	
2- 1	0- 0		1- 1		HOME	1- 0		0- 0		0- 0	
3- 0	0- 0		1- 0		AWAY	2- 0		0- 0		0- 0	
0- 0	0- 0		0- 0		NEUTRAL	0- 0		0- 0		0- 0	

RPI	S	Opponent	Score	RPI	S	Opponent	Score	RPI	S	Opponent	Score	RPI	S	Opponent	Score
4	H	Louisville	90 95	26	A	Michigan	78 71	53	H	Quinnipiac	95 63	105	H	Dartmouth	103 70
13	A	Duke	60 69	26	H	Michigan	75 84	68	A	Indiana	77 62	140	H	Washington	85 76
23	H	Stanford	85 64	40	N	FGCU	104 62	68	H	Indiana	85 70	141	A	Cincinnati	87 76
23	N	Stanford	94 82	47	H	Minnesota	91 75	75	A	Nebraska	73 61	169	N	Memphis	100 69
								83	H	Maine	83 70	195	A	Florida	103 77
												215	H	Idaho	99 56

LAST 12 Division I GAMES:															
26	H	Michigan	75 84	141	A	Cincinnati	87 76								
68	A	Indiana	77 62	105	H	Dartmouth	103 70								
26	A	Michigan	78 71	195	A	Florida	103 77								
47	H	Minnesota	91 75	83	H	Maine	83 70								
68	H	Indiana	85 70	13	A	Duke	60 69								
75	A	Nebraska	73 61	23	N	Stanford	94 82								

Non-Div I Games:

Ohio St.

Oklahoma

Oklahoma				Through Games Of Jan. 20, 2018						
Average RPI Win: 121		WON-LOST RECORD	WINNING PCT. RANK	LAST 10 GAMES	STRENGTH OF SCHEDULE	OPP. STRENGTH OF SCHEDULE	TEAM RPI	ADJ. RPI	CONF. RPI	ADJ CONF. RPI
Average RPI Loss: 48										
DIV. I ONLY		9- 10	185	5- 5	3	20	35	35	5	5
DIV. I NON-CONF.		5- 6	187	2- 2	3	9	40	40	6	6

TOTALS		RPI 1-25	RPI 26-50	W-L RECORDS		RPI 51-100	RPI 101-999	RPI 201+		
9- 10		1- 4	0- 4	OVERALL		4- 0	4- 2	2- 0		
5- 4		1- 2	0- 1	HOME		3- 0	1- 1	1- 0		
4- 5		0- 1	0- 3	AWAY		1- 0	3- 1	1- 0		
0- 1		0- 1	0- 0	NEUTRAL		0- 0	0- 0	0- 0		
5- 6		1- 2	0- 2	NON-CONFERENCE		2- 0	2- 2	1- 0		
4- 1		1- 0	0- 0	HOME		2- 0	1- 1	1- 0		
1- 4		0- 1	0- 2	AWAY		0- 0	1- 1	0- 0		
0- 1		0- 1	0- 0	NEUTRAL		0- 0	0- 0	0- 0		
4- 4		0- 2	0- 2	CONFERENCE		2- 0	2- 0	1- 0		
1- 3		0- 2	0- 1	HOME		1- 0	0- 0	0- 0		
3- 1		0- 0	0- 1	AWAY		1- 0	2- 0	1- 0		
0- 0		0- 0	0- 0	NEUTRAL		0- 0	0- 0	0- 0		

RPI 1-25				RPI 26-50				RPI 51-100				RPI 101+			
RPI	S	Opponent	Score	RPI	S	Opponent	Score	RPI	S	Opponent	Score	RPI	S	Opponent	Score
1	N	UConn	64 88	28	A	DePaul	108 111	69	A	Kansas St.	76 71	124	A	Little Rock	56 68
7	A	Oregon	74 92	30	A	South Dakota St.	61 67	70	H	TCU	84 71	158	A	Iowa St.	74 69
10	H	Texas	78 88	37	A	Oklahoma St.	82 96	71	H	New Mexico	105 63	181	A	Colorado St.	78 46
14	H	Baylor	52 74	37	H	Oklahoma St.	67 70	74	H	Belmont	96 73	195	H	Florida	61 80
20	H	South Fla.	79 74									212	H	SMU	87 75
												232	A	Texas Tech	73 52
LAST 12 Division I GAMES:															
				37	H	Oklahoma St.	67 70	158	A	Iowa St.	74 69				
				69	A	Kansas St.	76 71	10	H	Texas	78 88				
				14	H	Baylor	52 74	1	N	UConn	64 88				
				232	A	Texas Tech	73 52	71	H	New Mexico	105 63				
				37	A	Oklahoma St.	82 96	20	H	South Fla.	79 74				
				70	H	TCU	84 71	30	A	South Dakota St.	61 67				

Non-Div I Games:

Oklahoma

Oklahoma State

Oklahoma St.					Through Games Of Jan. 20, 2018						
Average RPI	Win:	175	WON-LOST	WINNING	LAST 10	STRENGTH OF	OPP. STRENGTH	TEAM	ADJ.	CONF.	ADJ CONF.
Average RPI	Loss:	23	RECORD	PCT. RANK	GAMES	SCHEDULE	OF SCHEDULE	RPI	RPI	RPI	RPI
DIV. I ONLY		14- 4	41	8- 2	104	21	37	37	5	5	
DIV. I NON-CONF.		9- 2	34	4- 1	196	104	68	68	6	6	

TOTALS	RPI 1-25		RPI 26-50		W-L RECORDS	RPI 51-100		RPI 101-999		RPI 201+	
14- 4	1- 3		3- 0		OVERALL	2- 1		8- 0		7- 0	
11- 0	1- 0		2- 0		HOME	1- 0		7- 0		6- 0	
2- 3	0- 2		1- 0		AWAY	0- 1		1- 0		1- 0	
1- 1	0- 1		0- 0		NEUTRAL	1- 0		0- 0		0- 0	
9- 2	1- 2		0- 0		NON-CONFERENCE	1- 0		7- 0		6- 0	
8- 0	1- 0		0- 0		HOME	0- 0		7- 0		6- 0	
0- 1	0- 1		0- 0		AWAY	0- 0		0- 0		0- 0	
1- 1	0- 1		0- 0		NEUTRAL	1- 0		0- 0		0- 0	
5- 2	0- 1		3- 0		CONFERENCE	1- 1		1- 0		1- 0	
3- 0	0- 0		2- 0		HOME	1- 0		0- 0		0- 0	
2- 2	0- 1		1- 0		AWAY	0- 1		1- 0		1- 0	
0- 0	0- 0		0- 0		NEUTRAL	0- 0		0- 0		0- 0	

RPI 1-25				RPI 26-50				Team's RPI: 37				RPI 51-100				RPI 101+			
RPI	S	Opponent	Score	RPI	S	Opponent	Score	RPI	S	Opponent	Score	RPI	S	Opponent	Score	RPI	S	Opponent	Score
3	A	Mississippi St.	76 79	34	H	West Virginia	79 73	69	A	Kansas St.	64 80	177	H	Wichita St.	91 67				
8	N	Tennessee	69 79	35	A	Oklahoma	70 67	69	H	Kansas St.	76 68	214	H	Southern U.	94 66				
9	H	UCLA	87 72	35	H	Oklahoma	96 82	98	N	South Dakota	76 68	232	A	Texas Tech	98 57				
10	A	Texas	79 84									287	H	Incarnate Word	86 35				
												307	H	USC Upstate	108 71				
												313	H	UTRGV	80 38				
												316	H	Northwestern St.	78 44				
												328	H	La.-Monroe	112 58				

LAST 12 Division I GAMES:																			
35	A	Oklahoma	70 67	232	A	Texas Tech	98 57												
34	H	West Virginia	79 73	328	H	La.-Monroe	112 58												
69	A	Kansas St.	64 80	307	H	USC Upstate	108 71												
35	H	Oklahoma	96 82	9	H	UCLA	87 72												
10	A	Texas	79 84	3	A	Mississippi St.	76 79												
69	H	Kansas St.	76 68	214	H	Southern U.	94 66												

Non-Div I Games:

Oklahoma St.

Average RPI Win:	320	WON-LOST	WINNING	LAST 10	STRENGTH OF	OPP. STRENGTH	TEAM	ADJ.	CONF.	ADJ CONF.
Average RPI Loss:	161	RECORD	PCT. RANK	GAMES	SCHEDULE	OF SCHEDULE	RPI	RPI	RPI	RPI
DIV. I ONLY	4- 16	303	3- 7	259	245	323	323	18	18	
DIV. I NON-CONF.	2- 12	306	1- 5	182	253	315	315	19	19	

TOTALS	RPI 1-25	RPI 26-50	W-L RECORDS	RPI 51-100	RPI 101-999	RPI 201+				
4- 16	0- 2	0- 0	OVERALL	0- 1	4- 13	4- 5				
4- 7	0- 2	0- 0	HOME	0- 1	4- 4	4- 1				
0- 6	0- 0	0- 0	AWAY	0- 0	0- 6	0- 3				
0- 3	0- 0	0- 0	NEUTRAL	0- 0	0- 3	0- 1				
2- 12	0- 2	0- 0	NON-CONFERENCE	0- 0	2- 10	2- 3				
2- 5	0- 2	0- 0	HOME	0- 0	2- 3	2- 1				
0- 4	0- 0	0- 0	AWAY	0- 0	0- 4	0- 1				
0- 3	0- 0	0- 0	NEUTRAL	0- 0	0- 3	0- 1				
2- 4	0- 0	0- 0	CONFERENCE	0- 1	2- 3	2- 2				
2- 2	0- 0	0- 0	HOME	0- 1	2- 1	2- 0				
0- 2	0- 0	0- 0	AWAY	0- 0	0- 2	0- 2				
0- 0	0- 0	0- 0	NEUTRAL	0- 0	0- 0	0- 0				

RPI 1-25				RPI 26-50				RPI 51-100				RPI 101+				Team's RPI: 323
RPI	S	Opponent	Score	RPI	S	Opponent	Score	RPI	S	Opponent	Score	RPI	S	Opponent	Score	
13	H	Duke	51 84					86	H	UAB	61 74	104	A	George Mason	53 66	
19	H	NC State	56 73									134	A	William & Mary	58 75	
												141	H	Cincinnati	33 54	
												147	H	Liberty	55 63	
												149	N	Saint Francis (PA)	68 79	
												155	N	Oakland	59 80	
												162	A	Hampton	42 50	
												192	H	Charlotte	60 63	
												217	A	North Texas	46 63	
												222	H	Richmond	45 54	
												229	N	Abilene Christian	60 74	
												298	A	VCU	39 68	
												304	H	Coppin St.	75 67	
												311	A	UTSA	56 64	
												311	H	UTSA	69 63	
												330	H	Marshall	69 53	
												333	H	South Carolina St.	52 35	

LAST 12 Division I GAMES:																
311	H	UTSA	69 63	86	H	UAB	61 74	333	H	South Carolina St.	52 35	229	N	Abilene Christian	60 74	
330	H	Marshall	69 53	155	N	Oakland	59 80	134	A	William & Mary	58 75	298	A	VCU	39 68	
162	A	Hampton	42 50	217	A	North Texas	46 63									
311	A	UTSA	56 64	192	H	Charlotte	60 63									

Non-Div I Games:

Old Domini on

Average RPI	Win: 210	WON-LOST RECORD	WINNING PCT. RANK	LAST 10 GAMES	STRENGTH OF SCHEDULE	OPP. STRENGTH OF SCHEDULE	TEAM RPI	ADJ. RPI	CONF. RPI	ADJ CONF. RPI
Average RPI	Loss: 54									
DIV. I ONLY	11- 7	107	4- 6	79	105	99	99	2	2	
DIV. I NON-CONF.	10- 3	51	5- 2	222	196	87	87	2	2	

TOTALS	RPI 1-25	RPI 26-50	W-L RECORDS	RPI 51-100	RPI 101-999	RPI 201+				
11- 7	0- 4	0- 0	OVERALL	1- 1	10- 2	6- 0				
9- 2	0- 2	0- 0	HOME	1- 0	8- 0	5- 0				
1- 4	0- 0	0- 0	AWAY	0- 0	1- 0	0- 0				
1- 1	0- 0	0- 0	NEUTRAL	0- 0	1- 1	1- 0				
10- 3	0- 1	0- 0	NON-CONFERENCE	1- 0	9- 2	6- 0				
8- 0	0- 0	0- 0	HOME	1- 0	7- 0	5- 0				
1- 2	0- 1	0- 0	AWAY	0- 0	1- 1	0- 0				
1- 1	0- 0	0- 0	NEUTRAL	0- 0	1- 1	1- 0				
1- 4	0- 3	0- 0	CONFERENCE	0- 1	1- 0	0- 0				
1- 2	0- 2	0- 0	HOME	0- 0	1- 0	0- 0				
0- 2	0- 1	0- 0	AWAY	0- 1	0- 0	0- 0				
0- 0	0- 0	0- 0	NEUTRAL	0- 0	0- 0	0- 0				

RPI	S	Opponent	Score
3	A	Mississippi St.	45 76
7	A	Oregon	46 90
12	H	Missouri	48 67
18	H	South Carolina	62 88

RPI	S	Opponent	Score

RPI	S	Opponent	Score
82	A	Arkansas	72 73
97	H	South Ala.	66 59

RPI	S	Opponent	Score
116	N	Saint Louis	64 79
118	H	Middle Tenn.	65 56
123	H	Southern Miss.	68 59
138	A	Portland St.	79 94
171	A	Temple	64 48
195	H	Florida	78 75
209	H	Arkansas St.	74 48
243	H	Troy	96 93
251	H	Texas Southern	73 58
266	H	Kennesaw St.	92 63
316	H	Northwestern St.	75 44
319	N	Delaware St.	110 58

			LAST 12 Division I GAMES:						
12	H	Missouri	48	67	138	A	Portland St.	79	94
3	A	Mississippi St.	45	76	7	A	Oregon	46	90
195	H	Florida	78	75	123	H	Southern Miss.	68	59
18	H	South Carolina	62	88	97	H	South Ala.	66	59
82	A	Arkansas	72	73	209	H	Arkansas St.	74	48
251	H	Texas Southern	73	58	118	H	Middle Tenn.	65	56

Non-Div I Games:

Average RPI Win:	261	WON-LOST	WINNING	LAST 10	STRENGTH OF	OPP. STRENGTH	TEAM	ADJ.	CONF.	ADJ CONF.
Average RPI Loss:	154	RECORD	PCT. RANK	GAMES	SCHEDULE	OF SCHEDULE	RPI	RPI	RPI	RPI
DIV. I ONLY	6- 10	248	2- 8	220	251	240	240	14	14	
DIV. I NON-CONF.	6- 4	122	2- 2	304	271	187	187	17	17	

TOTALS	RPI 1-25	RPI 26-50	W-L RECORDS	RPI 51-100	RPI 101-999	RPI 201+				
6- 10	0- 0	0- 1	OVERALL	0- 3	6- 6	5- 4				
3- 4	0- 0	0- 0	HOME	0- 1	3- 3	2- 1				
3- 6	0- 0	0- 1	AWAY	0- 2	3- 3	3- 3				
0- 0	0- 0	0- 0	NEUTRAL	0- 0	0- 0	0- 0				
6- 4	0- 0	0- 0	NON-CONFERENCE	0- 2	6- 2	5- 2				
3- 1	0- 0	0- 0	HOME	0- 1	3- 0	2- 0				
3- 3	0- 0	0- 0	AWAY	0- 1	3- 2	3- 2				
0- 0	0- 0	0- 0	NEUTRAL	0- 0	0- 0	0- 0				
0- 6	0- 0	0- 1	CONFERENCE	0- 1	0- 4	0- 2				
0- 3	0- 0	0- 0	HOME	0- 0	0- 3	0- 1				
0- 3	0- 0	0- 1	AWAY	0- 1	0- 1	0- 1				
0- 0	0- 0	0- 0	NEUTRAL	0- 0	0- 0	0- 0				

RPI 1-25				RPI 26-50				RPI 51-100				RPI 101+				Team's RPI: 240	
RPI	S	Opponent	Score	RPI	S	Opponent	Score	RPI	S	Opponent	Score	RPI	S	Opponent	Score		
				30	A	South Dakota St.	64 89										
								61	H	Creighton	51 72	111	H	Western Ill.	51 90		
								69	A	Kansas St.	60 81	183	H	Oral Roberts	53 82		
								98	A	South Dakota	46 70	194	H	UNI	78 74		
												204	H	Denver	74 85		
												216	A	Bradley	56 69		
												223	H	Montana St.	64 53		
												224	A	CSUN	68 60		
												262	A	CSU Bakersfi el d	43 52		
												289	A	Wofford	64 60		
												305	A	Fort Wayne	65 76		
												307	A	USC Upstate	69 66		
												329	H	Fl ori da A&M	78 73		
LAST 12 Division I GAMES:																	
				98	A	South Dakota	46 70	224	A	CSUN	68 60						
				204	H	Denver	74 85	262	A	CSU Bakersfi el d	43 52						
				111	H	Western Ill.	51 90	61	H	Creighton	51 72						
				305	A	Fort Wayne	65 76	194	H	UNI	78 74						
				30	A	South Dakota St.	64 89	289	A	Wofford	64 60						
				183	H	Oral Roberts	53 82	307	A	USC Upstate	69 66						

Non-Div I Games: Graceland (IA) 96 69 St. Mary (NE) 81 58

Omaha

Average RPI	Win: 273	WON-LOST RECORD	WINNING PCT. RANK	LAST 10 GAMES	STRENGTH OF SCHEDULE	OPP. STRENGTH OF SCHEDULE	TEAM RPI	ADJ. RPI	CONF. RPI	ADJ CONF. RPI
Average RPI	Loss: 93									
DIV. I ONLY	11- 8	127	6- 4	281	210	183	183	14	14	
DIV. I NON-CONF.	7- 5	132	3- 2	332	226	206	206	17	17	
TOTALS	RPI 1-25	RPI 26-50	W-L RECORDS	RPI 51-100	RPI 101-999	RPI 201+				
11- 8	0- 0	0- 1	OVERALL	0- 4	11- 3	10- 0				
3- 3	0- 0	0- 1	HOME	0- 2	3- 0	3- 0				
4- 5	0- 0	0- 0	AWAY	0- 2	4- 3	3- 0				
4- 0	0- 0	0- 0	NEUTRAL	0- 0	4- 0	4- 0				
7- 5	0- 0	0- 0	NON-CONFERENCE	0- 3	7- 2	6- 0				
1- 1	0- 0	0- 0	HOME	0- 1	1- 0	1- 0				
2- 4	0- 0	0- 0	AWAY	0- 2	2- 2	1- 0				
4- 0	0- 0	0- 0	NEUTRAL	0- 0	4- 0	4- 0				
4- 3	0- 0	0- 1	CONFERENCE	0- 1	4- 1	4- 0				
2- 2	0- 0	0- 1	HOME	0- 1	2- 0	2- 0				
2- 1	0- 0	0- 0	AWAY	0- 0	2- 1	2- 0				
0- 0	0- 0	0- 0	NEUTRAL	0- 0	0- 0	0- 0				

RPI	S	Opponent	Score	RPI	S	Opponent	Score	RPI	S	Opponent	Score	RPI	S	Opponent	Score
30	H	South Dakota St.	70 77	60	A	Utah	50 71	109	A	Missouri St.	66 76	111	A	Western Ill.	49 56
				70	A	TCU	58 72	151	A	Tulsa	53 41	180	A	UT Arlington	46 70
				82	H	Arkansas	66 77	204	H	Denver	90 60	240	A	Omaha	82 53
				98	H	South Dakota	68 73	247	A	UMKC	76 73	264	H	North Dakota St.	71 48
								279	N	Alcorn	76 52	305	A	Fort Wayne	73 48
								310	N	Cal St. Fullerton	60 50	332	N	Long Beach St.	64 58
								335	H	Houston Baptist	78 56	337	N	Chicago St.	73 43
LAST 12 Division I GAMES:															
204	H	Denver	90 60	240	A	Omaha	82 53								
98	H	South Dakota	68 73	60	A	Utah	50 71								
30	H	South Dakota St.	70 77	337	N	Chicago St.	73 43								
264	H	North Dakota St.	71 48	279	N	Alcorn	76 52								
111	A	Western Ill.	49 56	109	A	Missouri St.	66 76								
305	A	Fort Wayne	73 48	247	A	UMKC	76 73								

Non-Div I Games: Okla. Panhandle 88 35

Oral Roberts

Average RPI Win: 125

Average RPI Loss: 21

WON-LOST
RECORDWINNING
PCT. RANKLAST 10
GAMESSTRENGTH OF
SCHEDULEOPP. STRENGTH
OF SCHEDULETEAM
RPIADJ.
RPICONF.
RPIADJ CONF.
RPIDIV. I ONLY
DIV. I NON-CONF.17- 3
11- 213
239- 1
4- 115
1114
267
47
43
33
3

TOTALS

RPI 1-25

RPI 26-50

W-L RECORDS

RPI 51-100

RPI 101-999

RPI 201+

17- 3

3- 2

3- 0

OVERALL

2- 1

9- 0

5- 0

12- 0

0- 0

2- 0

HOME

2- 0

8- 0

4- 0

3- 3

2- 2

1- 0

AWAY

0- 1

0- 0

0- 0

2- 0

1- 0

0- 0

NEUTRAL

0- 0

1- 0

1- 0

11- 2

2- 2

1- 0

NON-CONFERENCE

1- 0

7- 0

4- 0

8- 0

0- 0

1- 0

HOME

1- 0

6- 0

3- 0

1- 2

1- 2

0- 0

AWAY

0- 0

0- 0

0- 0

2- 0

1- 0

0- 0

NEUTRAL

0- 0

1- 0

1- 0

6- 1

1- 0

2- 0

CONFERENCE

1- 1

2- 0

1- 0

4- 0

0- 0

1- 0

HOME

1- 0

2- 0

1- 0

2- 1

1- 0

1- 0

AWAY

0- 1

0- 0

0- 0

0- 0

0- 0

0- 0

NEUTRAL

0- 0

0- 0

0- 0

RPI 1-25

Team's RPI: 7

RPI 26-50

RPI 51-100

RPI 101+

RPI	S	Opponent	Score
3	A	Mississippi St.	79 90
4	A	Louisville	61 74
9	A	UCLA	70 61
16	A	Texas A&M	83 68
16	N	Texas A&M	84 62

RPI	S	Opponent	Score
33	H	Arizona St.	74 64
35	H	Oklahoma	92 74
44	A	Southern California	70 66

RPI	S	Opponent	Score
51	H	Washington St.	89 56
55	A	Oregon St.	79 85
99	H	Ole Miss	90 46

RPI	S	Opponent	Score
120	H	Drake	110 77
140	H	Washington	94 83
148	H	Weber St.	114 87
162	H	Hampton	87 45
207	H	Eastern Wash.	81 40
224	H	CSUN	91 43
238	N	Hawaii	85 44
283	H	Arizona	62 44
303	H	Southern Utah	98 38

LAST 12 Division I GAMES:

55	A	Oregon St.	79 85	51	H	Washington St.	89 56
33	H	Arizona St.	74 64	238	N	Hawaii	85 44
283	H	Arizona	62 44	16	N	Texas A&M	84 62
9	A	UCLA	70 61	99	H	Ole Miss	90 46
44	A	Southern California	70 66	3	A	Mississippi St.	79 90
140	H	Washington	94 83	303	H	Southern Utah	98 38

Oregon

Oregon

Non-Div I Games:

Oregon

Loss, Non-Conf, S Site, H Home A Away N Neutral

Average RPI Win:	184	WON-LOST	WINNING	LAST 10	STRENGTH OF	OPP. STRENGTH	TEAM	ADJ.	CONF.	ADJ CONF.
Average RPI Loss:	17	RECORD	PCT. RANK	GAMES	SCHEDULE	OF SCHEDULE	RPI	RPI	RPI	RPI
DIV. I ONLY	14- 4	41	8- 2	115	43	55	55	3	3	
DIV. I NON-CONF.	9- 2	34	5- 0	217	161	77	77	3	3	

TOTALS	RPI 1-25	RPI 26-50	W-L RECORDS	RPI 51-100	RPI 101-999	RPI 201+				
14- 4	1- 3	2- 1	OVERALL	1- 0	10- 0	7- 0				
11- 1	1- 1	2- 0	HOME	1- 0	7- 0	5- 0				
1- 3	0- 2	0- 1	AWAY	0- 0	1- 0	1- 0				
2- 0	0- 0	0- 0	NEUTRAL	0- 0	2- 0	1- 0				
9- 2	0- 2	1- 0	NON-CONFERENCE	0- 0	8- 0	6- 0				
6- 1	0- 1	1- 0	HOME	0- 0	5- 0	4- 0				
1- 1	0- 1	0- 0	AWAY	0- 0	1- 0	1- 0				
2- 0	0- 0	0- 0	NEUTRAL	0- 0	2- 0	1- 0				
5- 2	1- 1	1- 1	CONFERENCE	1- 0	2- 0	1- 0				
5- 0	1- 0	1- 0	HOME	1- 0	2- 0	1- 0				
0- 2	0- 1	0- 1	AWAY	0- 0	0- 0	0- 0				
0- 0	0- 0	0- 0	NEUTRAL	0- 0	0- 0	0- 0				

RPI	S	Opponent	Score	RPI	S	Opponent	Score	RPI	S	Opponent	Score	RPI	S	Opponent	Score
2	H	Notre Dame	67 72	33	H	Arizona St.	57 54	51	H	Washington St.	71 53	140	H	Washington	75 63
7	H	Oregon	85 79	44	A	Southern Cal i forn i a	61 65					142	H	North Dakota	65 55
9	A	UCLA	49 84	50	H	UC Davi s	61 47					150	N	Nevada	89 49
13	A	Duke	65 72									207	H	UC Santa Barbara	74 49
												252	H	San Jose St.	110 62
												283	H	Arizona	88 48
												290	N	Utah St.	94 55
												302	H	Utah Valley	98 41
												327	A	N. C. Central	97 44
												346	H	Savannah St.	84 36

Team's RPI: 55															
LAST 12 Division I GAMES:															
7	H	Oregon	85 79	140	H	Washington	75 63								
283	H	Arizona	88 48	50	H	UC Davi s	61 47								
33	H	Arizona St.	57 54	207	H	UC Santa Barbara	74 49								
44	A	Southern Cal i forn i a	61 65	346	H	Savannah St.	84 36								
9	A	UCLA	49 84	252	H	San Jose St.	110 62								
51	H	Washington St.	71 53	290	N	Utah St.	94 55								

Non-Div I Games:

Oregon St.

Average RPI Win: 210

Average RPI Loss: 87

WON-LOST
RECORDWINNING
PCT. RANKLAST 10
GAMESSTRENGTH OF
SCHEDULEOPP. STRENGTH
OF SCHEDULETEAM
RPIADJ.
RPICONF.
RPIADJ CONF.
RPIDIV. I ONLY
DIV. I NON-CONF.8- 10
5- 5210
1705- 5
2- 239
33168
207132
121132
12112
1012
10

TOTALS

RPI 1-25

RPI 26-50

W-L RECORDS

RPI 51-100

RPI 101-999

RPI 201+

8- 10

0- 1

0- 2

OVERALL

1- 4

7- 3

5- 0

5- 5

0- 1

0- 1

HOME

1- 3

4- 0

3- 0

3- 5

0- 0

0- 1

AWAY

0- 1

3- 3

2- 0

0- 0

0- 0

0- 0

NEUTRAL

0- 0

0- 0

0- 0

5- 5

0- 1

0- 2

NON-CONFERENCE

1- 1

4- 1

3- 0

4- 3

0- 1

0- 1

HOME

1- 1

3- 0

2- 0

1- 2

0- 0

0- 1

AWAY

0- 0

1- 1

1- 0

0- 0

0- 0

0- 0

NEUTRAL

0- 0

0- 0

0- 0

3- 5

0- 0

0- 0

CONFERENCE

0- 3

3- 2

2- 0

1- 2

0- 0

0- 0

HOME

0- 2

1- 0

1- 0

2- 3

0- 0

0- 0

AWAY

0- 1

2- 2

1- 0

0- 0

0- 0

0- 0

NEUTRAL

0- 0

0- 0

0- 0

RPI 1-25

RPI 26-50

RPI 51-100

RPI 101+

Team's RPI: 132

RPI	S	Opponent	Score
25	H	Cal i forn i a	85 92

RPI	S	Opponent	Score
39	A	Northern Colo.	55 80
50	H	UC Davis	58 90

RPI	S	Opponent	Score
54	H	UCF	78 74
59	H	Gonzaga	72 99
66	A	Saint Mary's (CA)	88 96
66	H	Saint Mary's (CA)	69 70
87	H	Brown	57 74

RPI	S	Opponent	Score
119	A	BYU	65 77
152	H	Lamar University	80 75
167	A	Loyola Marymount	60 75
174	A	San Diego	81 68
187	A	Fresno St.	70 81
202	A	Pepperdine	85 77
210	A	Seattle U	85 73
252	H	San Jose St.	106 97
310	H	Cal St. Fullerton	81 65
322	H	Portland	91 55

LAST 12 Division I GAMES:

66	A	Saint Mary's (CA)	88 96	167	A	Loyola Marymount	60 75
202	A	Pepperdine	85 77	59	H	Gonzaga	72 99
322	H	Portland	91 55	54	H	UCF	78 74
174	A	San Diego	81 68	210	A	Seattle U	85 73
119	A	BYU	65 77	25	H	Cal i forn i a	85 92
66	H	Saint Mary's (CA)	69 70	187	A	Fresno St.	70 81

Non-Div I Games:

UC Merced

123 59

Paci f i c

Average RPI Win: 159

Average RPI Loss: 84

WON-LOST
RECORDWINNING
PCT. RANKLAST 10
GAMESSTRENGTH OF
SCHEDULEOPP. STRENGTH
OF SCHEDULETEAM
RPIADJ.
RPICONF.
RPIADJ CONF.
RPIDIV. I ONLY
DIV. I NON-CONF.12- 8
9- 4114
824- 6
3- 244
17255
14178
8078
804
44
4

TOTALS

RPI 1-25

RPI 26-50

W-L RECORDS

RPI 51-100

RPI 101-999

RPI 201+

12- 8

1- 1

0- 3

OVERALL

3- 2

8- 2

3- 1

8- 2

1- 0

0- 2

HOME

3- 0

4- 0

2- 0

4- 4

0- 1

0- 1

AWAY

0- 1

4- 1

1- 1

0- 2

0- 0

0- 0

NEUTRAL

0- 1

0- 1

0- 0

9- 4

0- 0

0- 0

NON-CONFERENCE

2- 2

7- 2

3- 1

6- 0

0- 0

0- 0

HOME

2- 0

4- 0

2- 0

3- 2

0- 0

0- 0

AWAY

0- 1

3- 1

1- 1

0- 2

0- 0

0- 0

NEUTRAL

0- 1

0- 1

0- 0

3- 4

1- 1

0- 3

CONFERENCE

1- 0

1- 0

0- 0

2- 2

1- 0

0- 2

HOME

1- 0

0- 0

0- 0

1- 2

0- 1

0- 1

AWAY

0- 0

1- 0

0- 0

0- 0

0- 0

0- 0

NEUTRAL

0- 0

0- 0

0- 0

RPI 1-25

RPI 26-50

RPI 51-100 Team's RPI: 78

RPI 101+

RPI	S	Opponent	Score
11	A	Rutgers	65 70
11	H	Rutgers	70 67

RPI	S	Opponent	Score
26	A	Michigan	69 89
32	H	Maryland	65 69
47	H	Minnesota	71 91

RPI	S	Opponent	Score
57	H	Drexel	84 70
65	A	American	66 75
68	H	Indiana	77 74
69	N	Kansas St.	65 70
76	H	Fordham	65 60

RPI	S	Opponent	Score
101	H	Wake Forest	68 58
160	A	Pittsburgh	59 48
176	A	Providence	60 51
189	A	Wisconsin	69 62
191	N	Louisiana Tech	59 71
196	H	Siena	86 72
233	H	Manhattan	78 46
234	A	St. Bonaventure	62 65
309	H	Central Conn. St.	83 66
330	A	Marshall	80 65

LAST 12 Division I GAMES:

11	H	Rutgers	70 67	26	A	Michigan	69 89
189	A	Wisconsin	69 62	65	A	American	66 75
47	H	Minnesota	71 91	160	A	Pittsburgh	59 48
11	A	Rutgers	65 70	234	A	St. Bonaventure	62 65
68	H	Indiana	77 74	76	H	Fordham	65 60
32	H	Maryland	65 69	233	H	Manhattan	78 46

Non-Div I Games:

Penn St.

Average RPI Win:	220	WON-LOST	WINNING	LAST 10	STRENGTH OF	OPP. STRENGTH	TEAM	ADJ.	CONF.	ADJ CONF.
Average RPI Loss:	132	RECORD	PCT. RANK	GAMES	SCHEDULE	OF SCHEDULE	RPI	RPI	RPI	RPI
DIV. I ONLY	7- 11	235	3- 7	101	262	202	202	12	12	
DIV. I NON-CONF.	4- 6	214	1- 3	101	339	182	182	10	10	

TOTALS	RPI 1-25	RPI 26-50	W-L RECORDS	RPI 51-100	RPI 101-999	RPI 201+				
7- 11	0- 0	0- 1	OVERALL	0- 3	7- 7	3- 2				
5- 4	0- 0	0- 0	HOME	0- 0	5- 4	2- 2				
2- 7	0- 0	0- 1	AWAY	0- 3	2- 3	1- 0				
0- 0	0- 0	0- 0	NEUTRAL	0- 0	0- 0	0- 0				
4- 6	0- 0	0- 1	NON-CONFERENCE	0- 1	4- 4	2- 2				
2- 2	0- 0	0- 0	HOME	0- 0	2- 2	1- 2				
2- 4	0- 0	0- 1	AWAY	0- 1	2- 2	1- 0				
0- 0	0- 0	0- 0	NEUTRAL	0- 0	0- 0	0- 0				
3- 5	0- 0	0- 0	CONFERENCE	0- 2	3- 3	1- 0				
3- 2	0- 0	0- 0	HOME	0- 0	3- 2	1- 0				
0- 3	0- 0	0- 0	AWAY	0- 2	0- 1	0- 0				
0- 0	0- 0	0- 0	NEUTRAL	0- 0	0- 0	0- 0				

RPI 1-25				RPI 26-50				RPI 51-100				RPI 101+ Team's RPI: 202			
RPI	S	Opponent	Score	RPI	S	Opponent	Score	RPI	S	Opponent	Score	RPI	S	Opponent	Score
				50	A	UC Davis	64 69	59	A	Gonzaga	51 73	119	H	BYU	67 73
								60	A	Utah	65 89	132	H	Pacific	77 85
								66	A	Saint Mary's (CA)	62 75	144	H	Idaho St.	80 74
												148	A	Weber St.	61 71
												150	A	Nevada	77 72
												174	H	San Diego	66 62
												175	A	San Francisco	67 68
												175	H	San Francisco	99 95
												190	A	UC Irvine	74 75
												210	H	Seattle U	62 65
												246	H	New Mexico St.	64 86
												265	H	Santa Clara	56 55
												302	H	Utah Valley	71 44
												332	A	Long Beach St.	83 71
LAST 12 Division I GAMES:															
175	H	San Francisco	99 95	174	H	San Diego	66 62	265	H	Santa Clara	56 55	246	H	New Mexico St.	64 86
132	H	Pacific	77 85	60	A	Utah	65 89	148	A	Weber St.	61 71	60	A	Utah	65 89
66	A	Saint Mary's (CA)	62 75	59	A	Gonzaga	51 73	302	H	Utah Valley	71 44				
119	H	BYU	67 73												
175	A	San Francisco	67 68												

Non-Div I Games:

Pepperdine

Average RPI	Win: 221	WON-LOST	WINNING	LAST 10	STRENGTH OF	OPP. STRENGTH	TEAM	ADJ.	CONF.	ADJ CONF.
Average RPI	Loss: 75	RECORD	PCT. RANK	GAMES	SCHEDULE	OF SCHEDULE	RPI	RPI	RPI	RPI
DIV. I ONLY	9- 10	185	4- 6	80	93	160	160	1	1	
DIV. I NON-CONF.	8- 5	112	3- 3	191	209	172	172	1	1	

TOTALS	RPI 1-25	RPI 26-50	W-L RECORDS	RPI 51-100	RPI 101-999	RPI 201+				
9- 10	0- 1	0- 2	OVERALL	1- 5	8- 2	6- 0				
8- 5	0- 1	0- 0	HOME	1- 2	7- 2	6- 0				
1- 5	0- 0	0- 2	AWAY	0- 3	1- 0	0- 0				
0- 0	0- 0	0- 0	NEUTRAL	0- 0	0- 0	0- 0				
8- 5	0- 0	0- 1	NON-CONFERENCE	0- 3	8- 1	6- 0				
7- 3	0- 0	0- 0	HOME	0- 2	7- 1	6- 0				
1- 2	0- 0	0- 1	AWAY	0- 1	1- 0	0- 0				
0- 0	0- 0	0- 0	NEUTRAL	0- 0	0- 0	0- 0				
1- 5	0- 1	0- 1	CONFERENCE	1- 2	0- 1	0- 0				
1- 2	0- 1	0- 0	HOME	1- 0	0- 1	0- 0				
0- 3	0- 0	0- 1	AWAY	0- 2	0- 0	0- 0				
0- 0	0- 0	0- 0	NEUTRAL	0- 0	0- 0	0- 0				

RPI 1-25				RPI 26-50				RPI 51-100				RPI 101+				Team's RPI: 160
RPI	S	Opponent	Score	RPI	S	Opponent	Score	RPI	S	Opponent	Score	RPI	S	Opponent	Score	
4	H	Louisville	51 77	34	A	West Virginia	52 73	58	H	Georgia Tech	68 62	101	H	Wake Forest	49 58	
				41	A	Virginia	50 62	63	A	Virginia Tech	66 89	141	A	Cincinnati	66 46	
								73	H	Duquesne	53 66	182	H	Bucknell	57 39	
								76	A	Fordham	55 58	189	H	Wisconsin	57 58	
								78	H	Penn St.	48 59	209	H	Arkansas St.	87 47	
								88	A	North Carolina	67 68	237	H	Youngstown St.	66 58	
												267	H	Cornell	51 39	
												271	H	UNCW	74 55	
												285	H	Towson	81 63	
												337	H	Chicago St.	87 49	
LAST 12 Division I GAMES:																
4	H	Louisville	51 77	41	A	Virginia	50 62	182	H	Bucknell	57 39					
58	H	Georgia Tech	68 62	78	H	Penn St.	48 59	271	H	UNCW	74 55					
63	A	Virginia Tech	66 89	34	A	West Virginia	52 73	76	A	Fordham	55 58					
88	A	North Carolina	67 68													
101	H	Wake Forest	49 58													
337	H	Chicago St.	87 49													

Non-Div I Games:

Pittsburgh

Average RPI Win:	270	WON-LOST	WINNING	LAST 10	STRENGTH OF	OPP. STRENGTH	TEAM	ADJ.	CONF.	ADJ CONF.
Average RPI Loss:	168	RECORD	PCT. RANK	GAMES	SCHEDULE	OF SCHEDULE	RPI	RPI	RPI	RPI

DIV. I ONLY	2- 15	325	0- 10	206	265	322	322	12	12
DIV. I NON-CONF.	2- 7	286	0- 3	259	317	333	333	10	10
TOTALS	RPI 1-25	RPI 26-50	W-L RECORDS	RPI 51-100	RPI 101-999	RPI 201+			
2- 15	0- 0	0- 0	OVERALL	0- 1	2- 14	2- 2			
2- 9	0- 0	0- 0	HOME	0- 1	2- 8	2- 1			
0- 6	0- 0	0- 0	AWAY	0- 0	0- 6	0- 1			
0- 0	0- 0	0- 0	NEUTRAL	0- 0	0- 0	0- 0			
2- 7	0- 0	0- 0	NON-CONFERENCE	0- 0	2- 7	2- 1			
2- 4	0- 0	0- 0	HOME	0- 0	2- 4	2- 0			
0- 3	0- 0	0- 0	AWAY	0- 0	0- 3	0- 1			
0- 0	0- 0	0- 0	NEUTRAL	0- 0	0- 0	0- 0			
0- 8	0- 0	0- 0	CONFERENCE	0- 1	0- 7	0- 1			
0- 5	0- 0	0- 0	HOME	0- 1	0- 4	0- 1			
0- 3	0- 0	0- 0	AWAY	0- 0	0- 3	0- 0			
0- 0	0- 0	0- 0	NEUTRAL	0- 0	0- 0	0- 0			

RPI 1-25	RPI 26-50	RPI 51-100	RPI 101+	Team's RPI: 322
RPI S Opponent Score	RPI S Opponent Score	RPI S Opponent Score	RPI S Opponent Score	
		59 H Gonzaga 56 70	119 H BYU 58 72	
			132 A Paci fic 55 91	
			138 H Portland St. 71 77	
			140 A Washington 67 93	
			148 H Weber St. 70 91	
			149 H Saint Francis (PA) 101 106	
			167 H Loyol a Marymount 60 63	
			174 A San Diego 52 59	
			174 H San Diego 60 75	
			175 A San Francis sco 75 84	
			186 H Boise St. 47 73	
			190 A UC Irvi ne 52 63	
			238 H Hawai i 76 47	
			265 H Santa Clara 43 50	
			302 H Utah Valley 71 64	
			310 A Cal St. Fullerton 61 66	
LAST 12 Division I GAMES:				
167 H Loyol a Marymount 60 63	175 A San Francis sco 75 84			
174 H San Diego 60 75	119 H BYU 58 72			
132 A Paci fic 55 91	149 H Saint Francis (PA) 101 106			
59 H Gonzaga 56 70	148 H Weber St. 70 91			
265 H Santa Clara 43 50	186 H Boise St. 47 73			
174 A San Diego 52 59	140 A Washi ngton 67 93			

Non-Div I Games: Willamette 72 52 Warner Paci fic 95 59

Portland

Average RPI Win:	214	WON-LOST	WINNING	LAST 10	STRENGTH OF	OPP. STRENGTH	TEAM	ADJ.	CONF.	ADJ CONF.
Average RPI Loss:	147	RECORD	PCT. RANK	GAMES	SCHEDULE	OF SCHEDULE	RPI	RPI	RPI	RPI

DIV. I ONLY	8- 8	170	6- 3	142	227	138	138	19	19
DIV. I NON-CONF.	4- 5	202	3- 1	107	178	93	93	16	16
TOTALS	RPI 1-25	RPI 26-50	W-L RECORDS	RPI 51-100	RPI 101-999	RPI 201+			
8- 8	0- 0	0- 1	OVERALL	1- 1	7- 6	5- 3			
4- 2	0- 0	0- 0	HOME	1- 0	3- 2	2- 1			
4- 6	0- 0	0- 1	AWAY	0- 1	4- 4	3- 2			
0- 0	0- 0	0- 0	NEUTRAL	0- 0	0- 0	0- 0			
4- 5	0- 0	0- 1	NON-CONFERENCE	1- 1	3- 3	2- 1			
1- 0	0- 0	0- 0	HOME	1- 0	0- 0	0- 0			
3- 5	0- 0	0- 1	AWAY	0- 1	3- 3	2- 1			
0- 0	0- 0	0- 0	NEUTRAL	0- 0	0- 0	0- 0			
4- 3	0- 0	0- 0	CONFERENCE	0- 0	4- 3	3- 2			
3- 2	0- 0	0- 0	HOME	0- 0	3- 2	2- 1			
1- 1	0- 0	0- 0	AWAY	0- 0	1- 1	1- 1			
0- 0	0- 0	0- 0	NEUTRAL	0- 0	0- 0	0- 0			

RPI 1-25	RPI 26-50	RPI 51-100	RPI 101+	Team's RPI: 138
RPI S Opponent Score	RPI S Opponent Score	RPI S Opponent Score	RPI S Opponent Score	
	50 A UC Davi s 67 79	59 A Gonzaga 52 91	102 A UNLV 80 88	
		99 H Ole Mi ss 94 79	144 H Idaho St. 59 88	
			148 H Weber St. 77 64	
			150 A Nevada 55 67	
			190 A UC Irvi ne 82 72	
			207 H Eastern Wash. 75 60	
			210 A Seattle U 77 91	
			215 H Idaho 90 101	
			223 A Montana St. 69 60	
			248 A Montana 53 69	
			252 A San Jose St. 90 78	
			272 H Sacramento St. 74 73	
			322 A Portland 77 71	
LAST 12 Division I GAMES:				
148 H Weber St. 77 64	272 H Sacramento St. 74 73			
144 H Idaho St. 59 88	99 H Ole Mi ss 94 79			
248 A Montana 53 69	190 A UC Irvi ne 82 72			
223 A Montana St. 69 60	59 A Gonzaga 52 91			
215 H Idaho 90 101	322 A Portland 77 71			
207 H Eastern Wash. 75 60	210 A Seattle U 77 91			

Non-Div I Games: Northwest (WA) 63 60 Multnomah 95 32

Portland St.

Average RPI Win:	269	WON-LOST	WINNING	LAST 10	STRENGTH OF	OPP. STRENGTH	TEAM	ADJ.	CONF.	ADJ CONF.
Average RPI Loss:	205	RECORD	PCT. RANK	GAMES	SCHEDULE	OF SCHEDULE	RPI	RPI	RPI	RPI
DIV. I ONLY	3- 12	303	3- 7	183	348	295	295	32	32	
DIV. I NON-CONF.	0- 9	337	0- 6	60	334	304	304	32	32	

TOTALS	RPI 1-25	RPI 26-50	W-L RECORDS	RPI 51-100	RPI 101-999	RPI 201+				
3- 12	0- 1	0- 0	OVERALL	0- 0	3- 11	3- 7				
2- 2	0- 0	0- 0	HOME	0- 0	2- 2	2- 1				
1- 9	0- 1	0- 0	AWAY	0- 0	1- 8	1- 5				
0- 1	0- 0	0- 0	NEUTRAL	0- 0	0- 1	0- 1				
0- 9	0- 1	0- 0	NON-CONFERENCE	0- 0	0- 8	0- 4				
0- 1	0- 0	0- 0	HOME	0- 0	0- 1	0- 0				
0- 7	0- 1	0- 0	AWAY	0- 0	0- 6	0- 3				
0- 1	0- 0	0- 0	NEUTRAL	0- 0	0- 1	0- 1				
3- 3	0- 0	0- 0	CONFERENCE	0- 0	3- 3	3- 3				
2- 1	0- 0	0- 0	HOME	0- 0	2- 1	2- 1				
1- 2	0- 0	0- 0	AWAY	0- 0	1- 2	1- 2				
0- 0	0- 0	0- 0	NEUTRAL	0- 0	0- 0	0- 0				

RPI 1-25				RPI 26-50				RPI 51-100				RPI 101+ Team's RPI: 295			
RPI	S	Opponent	Score	RPI	S	Opponent	Score	RPI	S	Opponent	Score	RPI	S	Opponent	Score
16	A	Texas A&M	70 98									122	A	Clemson	58 64
												128	H	Rice	68 88
												163	A	Texas St.	57 84
												181	A	Colorado St.	59 71
												211	A	Bethune-Cookman	52 77
												214	H	Southern U.	69 62
												232	A	Texas Tech	60 89
												251	A	Texas Southern	61 56
												254	A	Grambling	79 81
												268	N	A&M-Corpus Christi	62 72
												279	H	Alcorn	72 73
												296	A	Jackson St.	61 70
												313	A	UTRGV	62 78
												341	H	Ark.-Pine Bluff	64 52

LAST 12 Division I GAMES:															
341	H	Ark.-Pine Bluff	64 52	128	H	Rice	68 88	181	A	Colorado St.	59 71	232	A	Texas Tech	60 89
296	A	Jackson St.	61 70	163	A	Texas St.	57 84	254	A	Grambling	79 81	268	N	A&M-Corpus Christi	62 72
254	A	Grambling	79 81	122	A	Clemson	58 64	279	H	Alcorn	72 73	296	A	Jackson St.	61 70
251	A	Texas Southern	61 56	163	A	Texas St.	57 84	313	A	UTRGV	62 78	341	H	Ark.-Pine Bluff	64 52
214	H	Southern U.	69 62	16	A	Texas A&M	70 98								
279	H	Alcorn	72 73												

Non-Div I Games: Texas-Tyler 99 56 Arlington Baptist 116 73

Presbyterian

Through Games Of Jan. 20, 2018

Average RPI Win:	252	WON-LOST	WINNING	LAST 10	STRENGTH OF	OPP. STRENGTH	TEAM	ADJ.	CONF.	ADJ CONF.
Average RPI Loss:	152	RECORD	PCT. RANK	GAMES	SCHEDULE	OF SCHEDULE	RPI	RPI	RPI	RPI
DIV. I ONLY	5- 12	280	4- 6	159	233	250	250	29	29	
DIV. I NON-CONF.	3- 8	268	2- 4	176	121	246	246	29	29	

TOTALS	RPI 1-25	RPI 26-50	W-L RECORDS	RPI 51-100	RPI 101-999	RPI 201+				
5- 12	0- 2	0- 0	OVERALL	0- 3	5- 7	3- 5				
4- 3	0- 0	0- 0	HOME	0- 0	4- 3	2- 2				
1- 9	0- 0	0- 0	AWAY	0- 1	1- 1	1- 1				
0- 0	0- 0	0- 0	NEUTRAL	0- 0	0- 0	0- 0				
3- 8	0- 2	0- 0	NON-CONFERENCE	0- 3	3- 3	2- 3				
2- 2	0- 0	0- 0	HOME	0- 0	2- 2	1- 2				
1- 6	0- 2	0- 0	AWAY	0- 3	1- 1	1- 1				
0- 0	0- 0	0- 0	NEUTRAL	0- 0	0- 0	0- 0				
2- 4	0- 0	0- 0	CONFERENCE	0- 0	2- 4	1- 2				
2- 1	0- 0	0- 0	HOME	0- 0	2- 1	1- 0				
0- 3	0- 0	0- 0	AWAY	0- 0	0- 3	0- 2				
0- 0	0- 0	0- 0	NEUTRAL	0- 0	0- 0	0- 0				

RPI 1-25				RPI 26-50				RPI 51-100				RPI 101+ Team's RPI : 250							
RPI	S	Opponent	Score	RPI	S	Opponent	Score	RPI	S	Opponent	Score	RPI	S	Opponent	Score				
9	A	UCLA	40 76					74	A	Belmont	48 90	108	A	High Point	55 81				
13	A	Duke	45 79					88	A	North Carolina	56 91	147	H	Liberty	64 76				
								94	A	Chattanooga	51 71	166	H	Furman	76 75				
												184	H	Gardner-Webb	72 69				
												219	A	Radford	55 93				
												230	H	UNCG	57 64				
												231	A	San Diego St.	50 77				
												266	H	Kennesaw St.	51 60				
												275	H	Campbell	65 59				
												307	A	USC Upstate	83 69				
												327	H	N. C. Central	69 60				
												348	A	Longwood	56 66				

LAST 12 Division I GAMES:																			
219	A	Radford	55 93	166	H	Furman	76 75	230	H	UNCG	57 64								
184	H	Gardner-Webb	72 69	327	H	N. C. Central	69 60	88	A	North Carolina	56 91								
275	H	Campbell	65 59	74	A	Belmont	48 90	13	A	Duke	45 79								
108	A	High Point	55 81																
348	A	Longwood	56 66																
147	H	Liberty	64 76																

Non-Div I Games:

Presbyterian

Princeton					Through Games Of Jan. 20, 2018						
Average RPI	Win:	171	WON-LOST	WINNING	LAST 10	STRENGTH OF	OPP. STRENGTH	TEAM	ADJ.	CONF.	ADJ CONF.
Average RPI	Loss:	29	RECORD	PCT. RANK	GAMES	SCHEDULE	OF SCHEDULE	RPI	RPI	RPI	RPI
DIV. I ONLY			13- 3	28	9- 1	113	75	46	46	9	9
DIV. I NON-CONF.			10- 3	51	7- 2	100	40	45	45	9	9

TOTALS	RPI 1-25		RPI 26-50		W-L RECORDS	RPI 51-100		RPI 101-999		RPI 201+	
13- 3	0- 2		0- 0		OVERALL	4- 1		9- 0		5- 0	
5- 2	0- 1		0- 0		HOME	2- 1		3- 0		3- 0	
6- 1	0- 1		0- 0		AWAY	1- 0		5- 0		2- 0	
2- 0	0- 0		0- 0		NEUTRAL	1- 0		1- 0		0- 0	
10- 3	0- 2		0- 0		NON-CONFERENCE	4- 1		6- 0		3- 0	
3- 2	0- 1		0- 0		HOME	2- 1		1- 0		1- 0	
5- 1	0- 1		0- 0		AWAY	1- 0		4- 0		2- 0	
2- 0	0- 0		0- 0		NEUTRAL	1- 0		1- 0		0- 0	
3- 0	0- 0		0- 0		CONFERENCE	0- 0		3- 0		2- 0	
2- 0	0- 0		0- 0		HOME	0- 0		2- 0		2- 0	
1- 0	0- 0		0- 0		AWAY	0- 0		1- 0		0- 0	
0- 0	0- 0		0- 0		NEUTRAL	0- 0		0- 0		0- 0	

RPI 1-25				RPI 26-50		Team's RPI: 46		RPI 51-100		RPI 101+	
RPI	S	Opponent	Score	RPI	S	Opponent	Score	RPI	S	Opponent	Score
11	A	Rutgers	50 70					53	A	Qui nni pi ac	60 46
17	H	Vi l l anova	59 62					58	H	Georgi a Tech	56 67
								92	H	George Washi ngton	72 52
								94	N	Chattanooga	59 49
								100	H	Del aware	78 60

LAST 12 Di vi si on I GAMES:											
267	H	Cornel l	75 54	317	A	Wagner	58 37				
203	H	Col umbi a	69 47	11	A	Rutgers	50 70				
114	A	Penn	70 55	53	A	Qui nni pi ac	60 46				
336	H	UMBC	77 40	241	A	LaFayette	53 45				
94	N	Chattanooga	59 49	100	H	Del aware	78 60				
156	N	Saint Joseph' s	63 54	17	H	Vi l l anova	59 62				

Non-Di v I Games:

Princeton

Average RPI Win:	182	WON-LOST	WINNING	LAST 10	STRENGTH OF	OPP. STRENGTH	TEAM	ADJ.	CONF.	ADJ CONF.
Average RPI Loss:	100	RECORD	PCT. RANK	GAMES	SCHEDULE	OF SCHEDULE	RPI	RPI	RPI	RPI
DIV. I ONLY	8- 12	231	2- 8	117	66	176	176	6	6	
DIV. I NON-CONF.	7- 5	132	2- 2	204	203	154	154	5	5	

TOTALS	RPI 1-25	RPI 26-50	W-L RECORDS	RPI 51-100	RPI 101-999	RPI 201+				
8- 12	0- 1	1- 2	OVERALL	1- 4	6- 5	3- 2				
2- 7	0- 1	0- 2	HOME	0- 2	2- 2	1- 1				
3- 5	0- 0	1- 0	AWAY	0- 2	2- 3	1- 1				
3- 0	0- 0	0- 0	NEUTRAL	1- 0	2- 0	1- 0				
7- 5	0- 0	0- 0	NON-CONFERENCE	1- 3	6- 2	3- 2				
2- 3	0- 0	0- 0	HOME	0- 2	2- 1	1- 1				
2- 2	0- 0	0- 0	AWAY	0- 1	2- 1	1- 1				
3- 0	0- 0	0- 0	NEUTRAL	1- 0	2- 0	1- 0				
1- 7	0- 1	1- 2	CONFERENCE	0- 1	0- 3	0- 0				
0- 4	0- 1	0- 2	HOME	0- 0	0- 1	0- 0				
1- 3	0- 0	1- 0	AWAY	0- 1	0- 2	0- 0				
0- 0	0- 0	0- 0	NEUTRAL	0- 0	0- 0	0- 0				

RPI 1-25				RPI 26-50				RPI 51-100				RPI 101+				Team's RPI: 176
RPI	S	Opponent	Score	RPI	S	Opponent	Score	RPI	S	Opponent	Score	RPI	S	Opponent	Score	
17	H	Villanova	55 63	27	H	Marquette	60 77	53	A	Quinnipiac	36 62	103	A	Seton Hall	56 65	
				28	H	DePaul	48 71	61	A	Creighton	56 73	121	A	Yale	55 51	
				31	A	St. John's (NY)	49 44	78	H	Penn St.	51 60	139	H	Georgetown	43 75	
								87	H	Brown	59 64	143	A	Xavier	59 68	
								90	N	Wright St.	74 69	154	N	Stetson	56 45	
												179	H	Boston College	63 55	
												203	H	Columbia	64 73	
												213	A	Northeastern	98 95	
												259	A	Sacred Heart	75 78	
												320	H	Rhode Island	65 41	
												346	N	Savannah St.	78 48	

LAST 12 Division I GAMES:																
143	A	Xavier	59 68	17	H	Villanova	55 63	139	H	Georgetown	43 75	179	H	Boston College	63 55	
61	A	Creighton	56 73	27	H	Marquette	60 77	259	A	Sacred Heart	75 78	53	A	Quinnipiac	36 62	
28	H	DePaul	48 71	103	A	Seton Hall	56 65	320	H	Rhode Island	65 41					
31	A	St. John's (NY)	49 44													

Non-Div I Games:

Providence

Average RPI Win: 149

Average RPI Loss: 51

WON-LOST
RECORDWINNING
PCT. RANKLAST 10
GAMESSTRENGTH OF
SCHEDULEOPP. STRENGTH
OF SCHEDULETEAM
RPIADJ.
RPICONF.
RPIADJ CONF.
RPIDIV. I ONLY
DIV. I NON-CONF.13- 7
9- 592
997- 3
4- 227
3942
10145
5945
594
44
4

TOTALS

RPI 1-25

RPI 26-50

W-L RECORDS

RPI 51-100

RPI 101-999

RPI 201+

13- 7

1- 1

2- 2

OVERALL

1- 4

9- 0

4- 0

9- 2

1- 0

0- 1

HOME

1- 1

7- 0

3- 0

3- 4

0- 1

2- 0

AWAY

0- 3

1- 0

1- 0

1- 1

0- 0

0- 1

NEUTRAL

0- 0

1- 0

0- 0

9- 5

0- 0

1- 2

NON-CONFERENCE

1- 3

7- 0

4- 0

6- 2

0- 0

0- 1

HOME

1- 1

5- 0

3- 0

2- 2

0- 0

1- 0

AWAY

0- 2

1- 0

1- 0

1- 1

0- 0

0- 1

NEUTRAL

0- 0

1- 0

0- 0

4- 2

1- 1

1- 0

CONFERENCE

0- 1

2- 0

0- 0

3- 0

1- 0

0- 0

HOME

0- 0

2- 0

0- 0

1- 2

0- 1

1- 0

AWAY

0- 1

0- 0

0- 0

0- 0

0- 0

0- 0

NEUTRAL

0- 0

0- 0

0- 0

RPI 1-25

RPI	S	Opponent	Score
11	A	Rutgers	50 58
11	H	Rutgers	47 33

RPI 26-50

Team's RPI: 45

RPI	S	Opponent	Score
29	A	Iowa	76 70
36	H	Ball St.	60 66
38	A	Central Mich.	79 69
44	N	Southern California	46 58

RPI 51-100

RPI	S	Opponent	Score
58	A	Georgia Tech	55 68
60	A	Utah	68 81
66	H	Saint Mary's (CA)	70 60
68	A	Indiana	54 72
79	H	Ohio	71 77

RPI 101+

RPI	S	Opponent	Score
129	H	Miami (OH)	75 66
152	H	Lamar University	79 64
170	H	Northwestern	63 60
189	H	Wisconsin	57 35
199	N	Marist	61 47
207	H	Eastern Wash.	65 40
238	A	Hawaii	79 67
245	H	UT Martin	60 58
260	H	Valparaiso	95 49

LAST 12 Division I GAMES:

170	H	Northwestern	63 60	66	H	Saint Mary's (CA)	70 60
29	A	Iowa	76 70	245	H	UT Martin	60 58
11	H	Rutgers	47 33	207	H	Eastern Wash.	65 40
68	A	Indiana	54 72	79	H	Ohio	71 77
189	H	Wisconsin	57 35	260	H	Valparaiso	95 49
11	A	Rutgers	50 58	36	H	Ball St.	60 66

Non-Div I Games:

Purdue

Loss,
 Non-Conf, S Site,
 H Home
A Away
 N Neutral

Average RPI	Win: 201	WON-LOST	WINNING	LAST 10	STRENGTH OF	OPP. STRENGTH	TEAM	ADJ.	CONF.	ADJ CONF.
Average RPI	Loss: 27	RECORD	PCT. RANK	GAMES	SCHEDULE	OF SCHEDULE	RPI	RPI	RPI	RPI
DIV. I ONLY	15- 5	48	10- 0	97	120	53	53	25	25	
DIV. I NON-CONF.	6- 5	153	1- 2	5	15	17	17	25	25	

TOTALS	RPI 1-25	RPI 26-50	W-L RECORDS	RPI 51-100	RPI 101-999	RPI 201+				
15- 5	0- 2	2- 3	OVERALL	1- 0	12- 0	7- 0				
9- 1	0- 0	1- 1	HOME	1- 0	7- 0	3- 0				
6- 3	0- 1	1- 2	AWAY	0- 0	5- 0	4- 0				
0- 1	0- 1	0- 0	NEUTRAL	0- 0	0- 0	0- 0				
6- 5	0- 2	2- 3	NON-CONFERENCE	1- 0	3- 0	1- 0				
3- 1	0- 0	1- 1	HOME	1- 0	1- 0	0- 0				
3- 3	0- 1	1- 2	AWAY	0- 0	2- 0	1- 0				
0- 1	0- 1	0- 0	NEUTRAL	0- 0	0- 0	0- 0				
9- 0	0- 0	0- 0	CONFERENCE	0- 0	9- 0	6- 0				
6- 0	0- 0	0- 0	HOME	0- 0	6- 0	3- 0				
3- 0	0- 0	0- 0	AWAY	0- 0	3- 0	3- 0				
0- 0	0- 0	0- 0	NEUTRAL	0- 0	0- 0	0- 0				

RPI 1-25				RPI 26-50				RPI 51-100 Team's RPI: 53				RPI 101+			
RPI	S	Opponent	Score	RPI	S	Opponent	Score	RPI	S	Opponent	Score	RPI	S	Opponent	Score
6	A	Ohio St.	63 95	29	A	Iowa	67 83	62	H	Dayton	72 66	162	A	Hampton	64 58
12	N	Missouri	51 66	38	A	Central Mi ch.	84 70					176	H	Provi dence	62 36
				39	H	Northern Colo.	60 49					196	H	Si ena	68 54
				42	A	Michigan St.	55 74					197	H	Ni agara	77 61
				46	H	Princeton	46 60					199	H	Marist	62 56
												222	A	Ri chmond	81 65
												233	A	Manhattan	80 64
												269	H	Ri der	73 66
												274	H	Fairfi eld	77 45
												280	A	Monmouth	76 55
												331	A	Iona	74 38
												338	H	Saint Peter's	86 39

LAST 12 Division I GAMES:															
				274	H	Fairfi eld	77 45	197	H	Ni agara	77 61				
				280	A	Monmouth	76 55	233	A	Manhattan	80 64				
				269	H	Ri der	73 66	196	H	Si ena	68 54				
				338	H	Saint Peter's	86 39	38	A	Central Mi ch.	84 70				
				199	H	Marist	62 56	42	A	Michigan St.	55 74				
				331	A	Iona	74 38	46	H	Princeton	46 60				

Non-Div I Games:

Qui nni pi ac

Average RPI Win:	291	WON-LOST	WINNING	LAST 10	STRENGTH OF	OPP. STRENGTH	TEAM	ADJ.	CONF.	ADJ CONF.
Average RPI Loss:	157	RECORD	PCT. RANK	GAMES	SCHEDULE	OF SCHEDULE	RPI	RPI	RPI	RPI
DIV. I ONLY	10- 6	104	6- 3	338	277	219	219	29	29	
DIV. I NON-CONF.	6- 4	122	3- 2	302	192	175	175	29	29	

TOTALS	RPI 1-25	RPI 26-50	W-L RECORDS	RPI 51-100	RPI 101-999	RPI 201+				
10- 6	0- 0	0- 1	OVERALL	0- 2	10- 3	10- 2				
5- 1	0- 0	0- 0	HOME	0- 0	5- 1	5- 1				
3- 4	0- 0	0- 0	AWAY	0- 0	3- 2	3- 1				
2- 1	0- 0	0- 1	NEUTRAL	0- 0	2- 0	2- 0				
6- 4	0- 0	0- 1	NON-CONFERENCE	0- 2	6- 1	6- 1				
3- 0	0- 0	0- 0	HOME	0- 0	3- 0	3- 0				
1- 3	0- 0	0- 0	AWAY	0- 2	1- 1	1- 1				
2- 1	0- 0	0- 1	NEUTRAL	0- 0	2- 0	2- 0				
4- 2	0- 0	0- 0	CONFERENCE	0- 0	4- 2	4- 1				
2- 1	0- 0	0- 0	HOME	0- 0	2- 1	2- 1				
2- 1	0- 0	0- 0	AWAY	0- 0	2- 1	2- 0				
0- 0	0- 0	0- 0	NEUTRAL	0- 0	0- 0	0- 0				

Radford

Radford

RPI 1-25				RPI 26-50				RPI 51-100				RPI 101+ Team's RPI: 219			
RPI	S	Opponent	Score	RPI	S	Opponent	Score	RPI	S	Opponent	Score	RPI	S	Opponent	Score
				34	N	West Virginia	55 75	63	A	Virginia Tech	42 68	184	A	Gardner-Webb	53 69
								88	A	North Carolina	46 79	229	N	Abilene Christian	71 65
												230	H	UNCG	56 53
												250	H	Presbyterian	93 55
												255	H	UNC Asheville	56 67
												277	H	Appalachian St.	61 40
												285	N	Towson	69 66
												298	H	VCU	79 62
												315	A	Western Caro.	27 39
												325	A	Tennessee Tech	60 41
												326	A	Charleston So.	61 56
												343	H	Winthrop	78 52
												348	A	Longwood	52 33
LAST 12 Division I GAMES:															
				250	H	Presbyterian	93 55	285	N	Towson	69 66				
				348	A	Longwood	52 33	229	N	Abilene Christian	71 65				
				326	A	Charleston So.	61 56	34	N	West Virginia	55 75				
				255	H	UNC Asheville	56 67	298	H	VCU	79 62				
				184	A	Gardner-Webb	53 69	315	A	Western Caro.	27 39				
				343	H	Winthrop	78 52	63	A	Virginia Tech	42 68				

Non-Div I Games: UVa-Wise 75 43

Radford

Average RPI Win:	276	WON-LOST	WINNING	LAST 10	STRENGTH OF	OPP. STRENGTH	TEAM	ADJ.	CONF.	ADJ CONF.
Average RPI Loss:	161	RECORD	PCT. RANK	GAMES	SCHEDULE	OF SCHEDULE	RPI	RPI	RPI	RPI
DIV. I ONLY	3- 16	318	1- 8	246	190	320	320	13	13	
DIV. I NON-CONF.	2- 10	300	1- 3	237	242	321	321	11	11	

TOTALS	RPI 1-25	RPI 26-50	W-L RECORDS	RPI 51-100	RPI 101-999	RPI 201+				
3- 16	0- 0	0- 2	OVERALL	0- 1	3- 13	3- 5				
3- 5	0- 0	0- 1	HOME	0- 0	3- 4	3- 3				
0- 10	0- 0	0- 1	AWAY	0- 1	0- 8	0- 1				
0- 1	0- 0	0- 0	NEUTRAL	0- 0	0- 1	0- 1				
2- 10	0- 0	0- 2	NON-CONFERENCE	0- 0	2- 8	2- 2				
2- 2	0- 0	0- 1	HOME	0- 0	2- 1	2- 1				
0- 7	0- 0	0- 1	AWAY	0- 0	0- 6	0- 0				
0- 1	0- 0	0- 0	NEUTRAL	0- 0	0- 1	0- 1				
1- 6	0- 0	0- 0	CONFERENCE	0- 1	1- 5	1- 3				
1- 3	0- 0	0- 0	HOME	0- 0	1- 3	1- 2				
0- 3	0- 0	0- 0	AWAY	0- 1	0- 2	0- 1				
0- 0	0- 0	0- 0	NEUTRAL	0- 0	0- 0	0- 0				

R
h
o
d
e
I
s
l
a
n
dR
h
o
d
e
I
s
l
a
n
d

RPI 1-25				RPI 26-50				RPI 51-100				RPI 101+ Team's RPI: 320			
RPI	S	Opponent	Score	RPI	S	Opponent	Score	RPI	S	Opponent	Score	RPI	S	Opponent	Score
				42	A	Michigan St.	38 82	62	A	Dayton	58 116	104	H	George Mason	53 92
				47	H	Minnesota	60 82					105	A	Dartmouth	54 70
												114	A	Penn	66 84
												136	A	Jacksonville St.	53 63
												145	A	Dav idson	67 77
												176	A	Provi dence	41 65
												178	A	Samford	37 67
												199	A	Marist	42 64
												205	H	La Salle	72 63
												222	H	Ri chmond	53 74
												225	H	Holy Cross	63 69
												234	A	St. Bonaventure	70 81
												274	H	Fairfield	62 47
												286	N	Bryant	52 58
												298	H	VCU	49 61
												349	H	UMass Lowell	81 64

LAST 12 Division I GAMES:															
				205	H	La Salle	72 63	222	H	Ri chmond	53 74				
				234	A	St. Bonaventure	70 81	114	A	Penn	66 84				
				104	H	George Mason	53 92	225	H	Holy Cross	63 69				
				298	H	VCU	49 61	274	H	Fairfield	62 47				
				145	A	Dav idson	67 77	42	A	Michigan St.	38 82				
				62	A	Dayton	58 116	199	A	Marist	42 64				

Non-Div I Games: Southern Conn. St. 57 62

Rhode Island

Average RPI Win:	265	WON-LOST	WINNING	LAST 10	STRENGTH OF	OPP. STRENGTH	TEAM	ADJ.	CONF.	ADJ CONF.
Average RPI Loss:	136	RECORD	PCT. RANK	GAMES	SCHEDULE	OF SCHEDULE	RPI	RPI	RPI	RPI
DIV. I ONLY	14- 3	25	9- 1	345	180	128	128	18	18	
DIV. I NON-CONF.	10- 2	33	5- 2	342	205	145	145	19	19	

TOTALS	RPI 1-25	RPI 26-50	W-L RECORDS	RPI 51-100	RPI 101-999	RPI 201+				
14- 3	0- 1	0- 0	OVERALL	0- 0	14- 2	11- 1				
6- 0	0- 0	0- 0	HOME	0- 0	6- 0	5- 0				
8- 3	0- 1	0- 0	AWAY	0- 0	8- 2	6- 1				
0- 0	0- 0	0- 0	NEUTRAL	0- 0	0- 0	0- 0				
10- 2	0- 1	0- 0	NON-CONFERENCE	0- 0	10- 1	9- 0				
5- 0	0- 0	0- 0	HOME	0- 0	5- 0	4- 0				
5- 2	0- 1	0- 0	AWAY	0- 0	5- 1	5- 0				
0- 0	0- 0	0- 0	NEUTRAL	0- 0	0- 0	0- 0				
4- 1	0- 0	0- 0	CONFERENCE	0- 0	4- 1	2- 1				
1- 0	0- 0	0- 0	HOME	0- 0	1- 0	1- 0				
3- 1	0- 0	0- 0	AWAY	0- 0	3- 1	1- 1				
0- 0	0- 0	0- 0	NEUTRAL	0- 0	0- 0	0- 0				

RPI 1-25				RPI 26-50				RPI 51-100				RPI 101+ Team's RPI: 128			
RPI	S	Opponent	Score	RPI	S	Opponent	Score	RPI	S	Opponent	Score	RPI	S	Opponent	Score
16	A	Texas A&M	76 82									115	A	Kansas	65 73
												124	H	Little Rock	58 51
												192	A	Charlotte	62 55
												201	A	Fla. Atlantic	67 53
												203	H	Columbia	67 44
												217	A	North Texas	50 49
												268	A	A&M-Corpus Christi	67 56
												278	A	FIU	58 68
												281	A	Grand Canyon	69 59
												287	H	Incarnate Word	60 43
												295	A	Prairie View	88 68
												311	H	UTSA	83 52
												324	A	Northern Ariz.	88 83
												328	H	La. -Monroe	63 47
												335	H	Houston Baptist	67 45
												339	A	Sam Houston St.	79 50

LAST 12 Division I GAMES:															
192	A	Charlotte	62 55	295	A	Prairie View	88 68								
278	A	FIU	58 68	268	A	A&M-Corpus Christi	67 56								
201	A	Fla. Atlantic	67 53	328	H	La. -Monroe	63 47								
311	H	UTSA	83 52	287	H	Incarnate Word	60 43								
217	A	North Texas	50 49	16	A	Texas A&M	76 82								
203	H	Columbia	67 44	115	A	Kansas	65 73								

Non-Div I Games:

Rice

R
i
c
h
m
o
n
d

Ri chmond				Through Games Of Jan. 20, 2018							
Average RPI	Win:	273	WON-LOST	WINNING	LAST 10	STRENGTH OF	OPP. STRENGTH	TEAM	ADJ.	CONF.	ADJ CONF.
Average RPI	Loss:	128	RECORD	PCT. RANK	GAMES	SCHEDULE	OF SCHEDULE	RPI	RPI	RPI	RPI
DIV. I ONLY			7- 12	252	2- 8	169	256	222	222	13	13
DIV. I NON-CONF.			5- 8	220	1- 5	137	308	202	202	11	11

TOTALS		RPI 1-25		RPI 26-50		W-L RECORDS		RPI 51-100		RPI 101-999	RPI 201+
7- 12		0- 0		0- 0		OVERALL		0- 3		7- 9	7- 1
1- 6		0- 0		0- 0		HOME		0- 2		1- 4	1- 0
5- 3		0- 0		0- 0		AWAY		0- 0		5- 0	5- 0
1- 3		0- 0		0- 0		NEUTRAL		0- 1		1- 2	1- 1
5- 8		0- 0		0- 0		NON-CONFERENCE		0- 3		5- 5	5- 1
0- 4		0- 0		0- 0		HOME		0- 2		0- 2	0- 0
4- 1		0- 0		0- 0		AWAY		0- 0		4- 1	4- 0
1- 3		0- 0		0- 0		NEUTRAL		0- 1		1- 2	1- 1
2- 4		0- 0		0- 0		CONFERENCE		0- 0		2- 4	2- 0
1- 2		0- 0		0- 0		HOME		0- 0		1- 2	1- 0
1- 2		0- 0		0- 0		AWAY		0- 0		1- 2	1- 0
0- 0		0- 0		0- 0		NEUTRAL		0- 0		0- 0	0- 0

R
i
c
h
m
o
n
d

RPI 1-25				RPI 26-50				RPI 51-100				RPI 101+ Team's RPI: 222			
RPI	S	Opponent	Score	RPI	S	Opponent	Score	RPI	S	Opponent	Score	RPI	S	Opponent	Score
								53	H	Qui nni pi ac	65 81	101	H	Wake Forest	81 85
								81	H	Navy	56 76	104	A	George Mason	56 77
								90	N	Wright St.	69 85	116	H	Saint Louis	61 79
												134	H	William & Mary	64 78
												145	H	Davi dson	65 68
												154	A	Stetson	67 72
												156	A	Saint Joseph' s	72 81
												195	N	Flori da	80 87
												203	A	Col umbi a	85 79
												205	H	La Sal lie	77 51
												211	N	Bethune-Cookman	50 63
												242	A	East Caroli na	65 64
												274	A	Fai rfi eld	72 67
												320	A	Rhode Isl and	74 53
												323	A	Ol d Domi ni on	54 45
												346	N	Savannah St.	100 63

LAST 12 Di vi si on I GAMES:															
				104	A	George Mason	56 77					211	N	Bethune-Cookman	50 63
				145	H	Davi dson	65 68					154	A	Stetson	67 72
				156	A	Saint Joseph' s	72 81					81	H	Navy	56 76
				205	H	La Sal lie	77 51					53	H	Qui nni pi ac	65 81
				116	H	Saint Louis	61 79					134	H	William & Mary	64 78
				320	A	Rhode Isl and	74 53					323	A	Ol d Domi ni on	54 45

Non-Di v I Games:

Ri chmond

Average RPI Win:	255	WON-LOST	WINNING	LAST 10	STRENGTH OF	OPP. STRENGTH	TEAM	ADJ.	CONF.	ADJ CONF.
Average RPI Loss:	115	RECORD	PCT. RANK	GAMES	SCHEDULE	OF SCHEDULE	RPI	RPI	RPI	RPI
DIV. I ONLY	12- 4	48	8- 1	313	209	157	157	28	28	
DIV. I NON-CONF.	6- 4	122	4- 1	326	93	229	229	28	28	

TOTALS	RPI 1-25	RPI 26-50	W-L RECORDS	RPI 51-100	RPI 101-999	RPI 201+				
12- 4	0- 0	0- 1	OVERALL	0- 0	12- 3	10- 0				
6- 2	0- 0	0- 0	HOME	0- 0	6- 2	5- 0				
6- 1	0- 0	0- 1	AWAY	0- 0	6- 0	5- 0				
0- 1	0- 0	0- 0	NEUTRAL	0- 0	0- 1	0- 0				
6- 4	0- 0	0- 1	NON-CONFERENCE	0- 0	6- 3	5- 0				
3- 2	0- 0	0- 0	HOME	0- 0	3- 2	3- 0				
3- 1	0- 0	0- 1	AWAY	0- 0	3- 0	2- 0				
0- 1	0- 0	0- 0	NEUTRAL	0- 0	0- 1	0- 0				
6- 0	0- 0	0- 0	CONFERENCE	0- 0	6- 0	5- 0				
3- 0	0- 0	0- 0	HOME	0- 0	3- 0	2- 0				
3- 0	0- 0	0- 0	AWAY	0- 0	3- 0	3- 0				
0- 0	0- 0	0- 0	NEUTRAL	0- 0	0- 0	0- 0				

RPI 1-25				RPI 26-50				RPI 51-100				RPI 101+ Team's RPI: 157			
RPI	S	Opponent	Score	RPI	S	Opponent	Score	RPI	S	Opponent	Score	RPI	S	Opponent	Score
				42	A	Michigan St.	58 100					113	H	Kent St.	31 46
												130	H	Bowling Green	62 64
												149	H	Saint Francis (PA)	63 62
												173	A	Cal Poly	66 50
												175	N	San Francisco	45 57
												237	H	Youngstown St.	84 52
												241	H	Lafayette	63 42
												256	A	Northern Ky.	59 50
												259	A	Sacred Heart	91 57
												263	H	LIU Brooklyn	60 53
												270	H	St. Francis Brooklyn	59 36
												280	H	Monmouth	56 38
												291	A	Fairleigh Dickinson	77 68
												317	A	Wagner	58 52
												319	A	Delaware St.	65 42

LAST 12 Division I GAMES:															
317	A	Wagner	58 52	113	H	Kent St.	31 46	241	H	Lafayette	63 42				
149	H	Saint Francis (PA)	63 62	319	A	Delaware St.	65 42	280	H	Monmouth	56 38				
270	H	St. Francis Brooklyn	59 36	237	H	Youngstown St.	84 52	175	N	San Francisco	45 57				
263	H	LIU Brooklyn	60 53												
259	A	Sacred Heart	91 57												
291	A	Fairleigh Dickinson	77 68												

Non-Div I Games: Clarion 67 60

Robert Morris

Average RPI Win: 103

Average RPI Loss: 48

WON-LOST
RECORDWINNING
PCT. RANKLAST 10
GAMESSTRENGTH OF
SCHEDULEOPP. STRENGTH
OF SCHEDULETEAM
RPIADJ.
RPICONF.
RPIADJ CONF.
RPIDIV. I ONLY
DIV. I NON-CONF.17- 4
12- 230
228- 2
5- 014
1719
1711
1011
104
44
4

TOTALS

RPI 1-25

RPI 26-50

W-L RECORDS

RPI 51-100

RPI 101-999

RPI 201+

17- 4

1- 1

6- 1

OVERALL

3- 2

7- 0

1- 0

12- 0

1- 0

5- 0

HOME

1- 0

5- 0

1- 0

4- 2

0- 0

1- 1

AWAY

1- 1

2- 0

0- 0

1- 2

0- 1

0- 0

NEUTRAL

1- 1

0- 0

0- 0

12- 2

1- 1

3- 0

NON-CONFERENCE

2- 1

6- 0

1- 0

8- 0

1- 0

3- 0

HOME

0- 0

4- 0

1- 0

3- 0

0- 0

0- 0

AWAY

1- 0

2- 0

0- 0

1- 2

0- 1

0- 0

NEUTRAL

1- 1

0- 0

0- 0

5- 2

0- 0

3- 1

CONFERENCE

1- 1

1- 0

0- 0

4- 0

0- 0

2- 0

HOME

1- 0

1- 0

0- 0

1- 2

0- 0

1- 1

AWAY

0- 1

0- 0

0- 0

0- 0

0- 0

0- 0

NEUTRAL

0- 0

0- 0

0- 0

RPI 1-25

Team's RPI: 11

RPI 26-50

RPI 51-100

RPI 101+

RPI	S	Opponent	Score
18	N	South Carolina	68 78
19	H	NC State	57 53

RPI	S	Opponent	Score
41	H	Virginia	52 43
42	A	Michigan St.	61 58
45	A	Purdue	33 47
45	H	Purdue	58 50
46	H	Princeton	70 50
47	H	Minnesota	80 70
48	H	Houston	75 57

RPI	S	Opponent	Score
51	N	Washington St.	60 63
78	A	Penn St.	67 70
78	H	Penn St.	70 65
85	A	James Madison	76 63
91	N	Western Mich.	75 64

RPI	S	Opponent	Score
101	H	Wake Forest	65 51
103	H	Seton Hall	70 45
161	H	Illinois	76 37
171	A	Temple	84 67
192	A	Charlotte	77 54
196	H	Siena	59 47
291	H	Fairleigh Dickinson	101 35

LAST 12 Division I GAMES:

78	A	Penn St.	67 70	45	H	Purdue	58 50
47	H	Minnesota	80 70	48	H	Houston	75 57
45	A	Purdue	33 47	46	H	Princeton	70 50
78	H	Penn St.	70 65	291	H	Fairleigh Dickinson	101 35
161	H	Illinois	76 37	103	H	Seton Hall	70 45
42	A	Michigan St.	61 58	41	H	Virginia	52 43

Rutgers

Rutgers

Non-Div I Games:

Rutgers

Average RPI Win:	256	WON-LOST	WINNING	LAST 10	STRENGTH OF	OPP. STRENGTH	TEAM	ADJ.	CONF.	ADJ CONF.
Average RPI Loss:	180	RECORD	PCT. RANK	GAMES	SCHEDULE	OF SCHEDULE	RPI	RPI	RPI	RPI
DIV. I ONLY	10- 3	44	6- 2	333	259	135	135	27	27	
DIV. I NON-CONF.	4- 3	143	1- 2	284	269	179	179	26	26	

TOTALS	RPI 1-25	RPI 26-50	W-L RECORDS	RPI 51-100	RPI 101-999	RPI 201+				
10- 3	0- 0	0- 0	OVERALL	1- 1	9- 2	8- 2				
5- 0	0- 0	0- 0	HOME	1- 0	4- 0	4- 0				
3- 3	0- 0	0- 0	AWAY	0- 1	3- 2	2- 2				
2- 0	0- 0	0- 0	NEUTRAL	0- 0	2- 0	2- 0				
4- 3	0- 0	0- 0	NON-CONFERENCE	1- 1	3- 2	3- 2				
2- 0	0- 0	0- 0	HOME	1- 0	1- 0	1- 0				
0- 3	0- 0	0- 0	AWAY	0- 1	0- 2	0- 2				
2- 0	0- 0	0- 0	NEUTRAL	0- 0	2- 0	2- 0				
6- 0	0- 0	0- 0	CONFERENCE	0- 0	6- 0	5- 0				
3- 0	0- 0	0- 0	HOME	0- 0	3- 0	3- 0				
3- 0	0- 0	0- 0	AWAY	0- 0	3- 0	2- 0				
0- 0	0- 0	0- 0	NEUTRAL	0- 0	0- 0	0- 0				

S
F
A

RPI 1-25				RPI 26-50				RPI 51-100				RPI 101+				Team's RPI: 135
RPI	S	Opponent	Score	RPI	S	Opponent	Score	RPI	S	Opponent	Score	RPI	S	Opponent	Score	
								69	A	Kansas St.	49 74	185	A	New Orleans	74 67	
								98	H	South Dakota	77 55	223	A	Montana St.	54 59	
												229	H	Abilene Christian	66 55	
												248	A	Montana	52 60	
												253	A	Nicholls St.	86 73	
												279	N	Alcorn	83 79	
												287	H	Incarinate Word	60 49	
												297	H	Southeastern La.	79 67	
												304	H	Coppin St.	72 59	
												308	N	Alabama St.	77 50	
												316	A	Northwestern St.	70 62	
LAST 12 Division I GAMES:																
229	H	Abilene Christian	66 55	223	A	Montana St.	54 59									
287	H	Incarinate Word	60 49	248	A	Montana	52 60									
185	A	New Orleans	74 67	98	H	South Dakota	77 55									
316	A	Northwestern St.	70 62	279	N	Alcorn	83 79									
253	A	Nicholls St.	86 73	308	N	Alabama St.	77 50									
297	H	Southeastern La.	79 67	304	H	Coppin St.	72 59									

S
F
A

Non-Div I Games: Howard Payne 105 35 Central Baptist 97 34 Tex. A&M-Commerce 83 61 Cent. Christian (KS) 105 32 SFA

SMUSMU

SMU

Average RPI Win:	221	WON-LOST	WINNING	LAST 10	STRENGTH OF	OPP. STRENGTH	TEAM	ADJ.	CONF.	ADJ CONF.
Average RPI Loss:	139	RECORD	PCT. RANK	GAMES	SCHEDULE	OF SCHEDULE	RPI	RPI	RPI	RPI
DIV. I ONLY	2- 15	325	1- 9	78	189	272	272	19	19	
DIV. I NON-CONF.	1- 9	318	0- 4	50	97	239	239	16	16	

TOTALS	RPI 1-25	RPI 26-50	W-L RECORDS	RPI 51-100	RPI 101-999	RPI 201+				
2- 15	0- 0	0- 3	OVERALL	0- 1	2- 11	2- 4				
1- 3	0- 0	0- 0	HOME	0- 0	1- 3	1- 1				
0- 10	0- 0	0- 3	AWAY	0- 0	0- 7	0- 3				
1- 2	0- 0	0- 0	NEUTRAL	0- 1	1- 1	1- 0				
1- 9	0- 0	0- 3	NON-CONFERENCE	0- 1	1- 5	1- 1				
0- 0	0- 0	0- 0	HOME	0- 0	0- 0	0- 0				
0- 7	0- 0	0- 3	AWAY	0- 0	0- 4	0- 1				
1- 2	0- 0	0- 0	NEUTRAL	0- 1	1- 1	1- 0				
1- 6	0- 0	0- 0	CONFERENCE	0- 0	1- 6	1- 3				
1- 3	0- 0	0- 0	HOME	0- 0	1- 3	1- 1				
0- 3	0- 0	0- 0	AWAY	0- 0	0- 3	0- 2				
0- 0	0- 0	0- 0	NEUTRAL	0- 0	0- 0	0- 0				

RPI 1-25				RPI 26-50				RPI 51-100				RPI 101+ Team's RPI: 272			
RPI	S	Opponent	Score	RPI	S	Opponent	Score	RPI	S	Opponent	Score	RPI	S	Opponent	Score
				33	A	Ari zona St.	58 106	64	N	Mi ami (FL)	56 82	106	A	Kentucky	70 101
				34	A	West Vi rgi ni a	47 101					138	A	Portland St.	73 74
				50	A	UC Davi s	72 79					144	H	Idaho St.	71 85

Non-Div I Games: Antelope Valley 95 62

Sacramento St.

Average RPI Win:	246	WON-LOST	WINNING	LAST 10	STRENGTH OF	OPP. STRENGTH	TEAM	ADJ.	CONF.	ADJ CONF.
Average RPI Loss:	184	RECORD	PCT. RANK	GAMES	SCHEDULE	OF SCHEDULE	RPI	RPI	RPI	RPI
DIV. I ONLY	6- 12	258	3- 7	224	312	259	259	28	28	
DIV. I NON-CONF.	4- 7	226	2- 3	127	284	224	224	28	28	

TOTALS	RPI 1-25	RPI 26-50	W-L RECORDS	RPI 51-100	RPI 101-999	RPI 201+				
6- 12	0- 1	0- 0	OVERALL	0- 2	6- 9	4- 4				
3- 5	0- 0	0- 0	HOME	0- 0	3- 5	1- 1				
3- 7	0- 1	0- 0	AWAY	0- 2	3- 4	3- 3				
0- 0	0- 0	0- 0	NEUTRAL	0- 0	0- 0	0- 0				
4- 7	0- 1	0- 0	NON-CONFERENCE	0- 2	4- 4	2- 1				
3- 2	0- 0	0- 0	HOME	0- 0	3- 2	1- 0				
1- 5	0- 1	0- 0	AWAY	0- 2	1- 2	1- 1				
0- 0	0- 0	0- 0	NEUTRAL	0- 0	0- 0	0- 0				
2- 5	0- 0	0- 0	CONFERENCE	0- 0	2- 5	2- 3				
0- 3	0- 0	0- 0	HOME	0- 0	0- 3	0- 1				
2- 2	0- 0	0- 0	AWAY	0- 0	2- 2	2- 2				
0- 0	0- 0	0- 0	NEUTRAL	0- 0	0- 0	0- 0				

RPI 1-25				RPI 26-50				RPI 51-100				RPI 101+ Team's RPI: 259			
RPI	S	Opponent	Score	RPI	S	Opponent	Score	RPI	S	Opponent	Score	RPI	S	Opponent	Score
5	A	Florida St.	52 101					87	A	Brown	77 102	149	H	Saint Francis (PA)	48 89
								89	A	Harvard	62 70	157	H	Robert Morris	57 91
												159	H	Lehigh	65 55
												164	H	New Hampshire	47 74
												176	H	Providence	78 75
												196	A	Siena	57 62
												200	H	Hofstra	81 86
												233	H	Manhattan	65 61
												261	A	Mt. St. Mary's	82 52
												280	A	Monmouth	64 69
												286	H	Bryant	73 81
												291	A	Fairleigh Dickinson	59 69
												309	A	Central Conn. St.	59 69
												317	A	Wagner	72 55
												329	A	Florida A&M	73 68
LAST 12 Division I GAMES:															
291	A	Fairleigh Dickinson	59 69	149	H	Saint Francis (PA)	48 89								
286	H	Bryant	73 81	164	H	New Hampshire	47 74								
309	A	Central Conn. St.	59 69	196	A	Siena	57 62								
317	A	Wagner	72 55	176	H	Providence	78 75								
261	A	Mt. St. Mary's	82 52	87	A	Brown	77 102								
157	H	Robert Morris	57 91	159	H	Lehigh	65 55								

Non-Div I Games:

Sacred Heart

Average RPI Win:	263	WON-LOST	WINNING	LAST 10	STRENGTH OF	OPP. STRENGTH	TEAM	ADJ.	CONF.	ADJ CONF.
Average RPI Loss:	133	RECORD	PCT. RANK	GAMES	SCHEDULE	OF SCHEDULE	RPI	RPI	RPI	RPI
DIV. I ONLY	9- 8	153	7- 3	182	294	149	149	28	28	
DIV. I NON-CONF.	4- 7	226	2- 4	193	182	205	205	28	28	

TOTALS	RPI 1-25	RPI 26-50	W-L RECORDS	RPI 51-100	RPI 101-999	RPI 201+				
9- 8	0- 0	0- 1	OVERALL	0- 2	9- 5	8- 2				
4- 1	0- 0	0- 0	HOME	0- 0	4- 1	4- 0				
4- 6	0- 0	0- 1	AWAY	0- 2	4- 2	3- 0				
1- 1	0- 0	0- 0	NEUTRAL	0- 0	1- 1	1- 1				
4- 7	0- 0	0- 1	NON-CONFERENCE	0- 2	4- 4	3- 2				
1- 1	0- 0	0- 0	HOME	0- 0	1- 1	1- 0				
2- 5	0- 0	0- 1	AWAY	0- 2	2- 2	1- 1				
1- 1	0- 0	0- 0	NEUTRAL	0- 0	1- 1	1- 1				
5- 1	0- 0	0- 0	CONFERENCE	0- 0	5- 1	5- 0				
3- 0	0- 0	0- 0	HOME	0- 0	3- 0	3- 0				
2- 1	0- 0	0- 0	AWAY	0- 0	2- 1	2- 0				
0- 0	0- 0	0- 0	NEUTRAL	0- 0	0- 0	0- 0				

RPI 1-25				RPI 26-50				RPI 51-100				RPI 101+				Team's RPI: 149
RPI	S	Opponent	Score	RPI	S	Opponent	Score	RPI	S	Opponent	Score	RPI	S	Opponent	Score	
				49	A	Toledo	66 74	59	A	Gonzaga	74 97	134	H	William & Mary	86 92	
								73	A	Duquesne	68 87	141	A	Cincinnati	77 73	
												157	A	Robert Morris	62 63	
												186	A	Boise St.	59 87	
												203	A	Columbi a	81 94	
												206	N	Southeast Mo. St.	50 82	
												237	H	Youngstown St.	79 65	
												259	A	Sacred Heart	89 48	
												261	H	Mt. St. Mary's	92 88	
												263	H	LIU Brookl yn	101 71	
												270	H	St. Francis Brooklyn	90 75	
												291	A	Fairleigh Dickinson	80 56	
												322	A	Portland	106 101	
												323	N	Old Domini on	79 68	
LAST 12 Division I GAMES:																
				261	H	Mt. St. Mary's	92 88	186	A	Boise St.	59 87					
				157	A	Robert Morris	62 63	322	A	Portland	106 101					
				263	H	LIU Brookl yn	101 71	59	A	Gonzaga	74 97					
				270	H	St. Francis Brooklyn	90 75	237	H	Youngstown St.	79 65					
				291	A	Fairleigh Dickinson	80 56	203	A	Columbi a	81 94					
				259	A	Sacred Heart	89 48	134	H	William & Mary	86 92					

Non-Div I Games: Seton Hill 103 71

Saint Francis (PA)

Average RPI Win:	244	WON-LOST	WINNING	LAST 10	STRENGTH OF	OPP. STRENGTH	TEAM	ADJ.	CONF.	ADJ CONF.
Average RPI Loss:	118	RECORD	PCT. RANK	GAMES	SCHEDULE	OF SCHEDULE	RPI	RPI	RPI	RPI
DIV. I ONLY	9- 8	153	4- 6	181	198	156	156	13	13	
DIV. I NON-CONF.	5- 7	212	0- 7	154	198	171	171	11	11	

TOTALS	RPI 1-25	RPI 26-50	W-L RECORDS	RPI 51-100	RPI 101-999	RPI 201+				
9- 8	0- 1	0- 1	OVERALL	1- 2	8- 4	6- 1				
4- 3	0- 0	0- 0	HOME	0- 2	4- 1	4- 0				
5- 4	0- 1	0- 0	AWAY	1- 0	4- 3	2- 1				
0- 1	0- 0	0- 1	NEUTRAL	0- 0	0- 0	0- 0				
5- 7	0- 1	0- 1	NON-CONFERENCE	1- 1	4- 4	2- 1				
2- 2	0- 0	0- 0	HOME	0- 1	2- 1	2- 0				
3- 4	0- 1	0- 0	AWAY	1- 0	2- 3	0- 1				
0- 1	0- 0	0- 1	NEUTRAL	0- 0	0- 0	0- 0				
4- 1	0- 0	0- 0	CONFERENCE	0- 1	4- 0	4- 0				
2- 1	0- 0	0- 0	HOME	0- 1	2- 0	2- 0				
2- 0	0- 0	0- 0	AWAY	0- 0	2- 0	2- 0				
0- 0	0- 0	0- 0	NEUTRAL	0- 0	0- 0	0- 0				

RPI 1-25				RPI 26-50				RPI 51-100				RPI 101+				Team's RPI: 156
RPI	S	Opponent	Score	RPI	S	Opponent	Score	RPI	S	Opponent	Score	RPI	S	Opponent	Score	
17	A	Villanova	44 79	46	N	Princeton	54 63	57	H	Drexel	58 65	114	H	Penn	50 57	
								62	H	Dayton	59 65	171	A	Temple	66 69	
								85	A	James Madison	73 66	182	A	Bucknell	77 53	
												195	A	Florida	51 71	
												197	A	Niagara	93 69	
												222	H	Richmond	81 72	
												234	A	St. Bonaventure	70 64	
												285	A	Towson	66 90	
												298	H	VCU	79 41	
												299	A	Massachusetts	84 79	
												338	H	Saint Peter's	87 58	
												340	H	Eastern Ill.	80 62	
LAST 12 Division I GAMES:																
299	A	Massachusetts	84 79	46	N	Princeton	54 63	57	H	Drexel	58 65	114	H	Penn	50 57	
222	H	Richmond	81 72									285	A	Towson	66 90	
62	H	Dayton	59 65									17	A	Villanova	44 79	
234	A	St. Bonaventure	70 64									171	A	Temple	66 69	
298	H	VCU	79 41													
195	A	Florida	51 71													

Non-Div I Games:

Saint Joseph's

Average RPI Win:	201	WON-LOST	WINNING	LAST 10	STRENGTH OF	OPP. STRENGTH	TEAM	ADJ.	CONF.	ADJ CONF.
Average RPI Loss:	80	RECORD	PCT. RANK	GAMES	SCHEDULE	OF SCHEDULE	RPI	RPI	RPI	RPI
DIV. I ONLY	9- 9	170	6- 4	112	67	116	116	13	13	
DIV. I NON-CONF.	6- 7	184	3- 4	125	23	136	136	11	11	

TOTALS	RPI 1-25	RPI 26-50	W-L RECORDS	RPI 51-100	RPI 101-999	RPI 201+				
9- 9	0- 1	0- 2	OVERALL	1- 3	8- 3	5- 0				
5- 2	0- 0	0- 0	HOME	0- 0	5- 2	3- 0				
2- 6	0- 0	0- 1	AWAY	0- 2	2- 1	2- 0				
2- 1	0- 0	0- 1	NEUTRAL	1- 0	1- 0	0- 0				
6- 7	0- 1	0- 2	NON-CONFERENCE	1- 1	5- 3	2- 0				
3- 2	0- 0	0- 0	HOME	0- 0	3- 2	1- 0				
1- 4	0- 1	0- 1	AWAY	0- 1	1- 1	1- 0				
2- 1	0- 0	0- 1	NEUTRAL	1- 0	1- 0	0- 0				
3- 2	0- 0	0- 0	CONFERENCE	0- 2	3- 0	3- 0				
2- 0	0- 0	0- 0	HOME	0- 0	2- 0	2- 0				
1- 2	0- 0	0- 0	AWAY	0- 2	1- 0	1- 0				
0- 0	0- 0	0- 0	NEUTRAL	0- 0	0- 0	0- 0				

RPI 1-25				RPI 26-50				RPI 51-100				RPI 101+				Team's RPI: 116
RPI	S	Opponent	Score	RPI	S	Opponent	Score	RPI	S	Opponent	Score	RPI	S	Opponent	Score	
12	A	Missouri	58 70	28	A	DePaul	78 86	51	A	Washington St.	63 85	124	H	Little Rock	48 45	
				43	N	LSU	59 71	62	A	Dayton	76 101	126	H	Vanderbilt	69 74	
								76	A	Fordham	63 66	133	N	Cleveland St.	80 64	
								99	N	Ole Miss	79 64	151	H	Tulsa	77 66	
												153	A	SIUE	72 79	
												167	H	Loyola Marymount	60 62	
												222	A	Richmond	79 61	
												234	H	St. Bonaventure	78 55	
												257	H	Lipscomb	101 57	
												292	A	Indiana St.	60 59	
												299	H	Massachusetts	64 63	

LAST 12 Division I GAMES:																
299	H	Massachusetts	64 63	257	H	Lipscomb	101 57	12	A	Missouri	58 70	124	H	Little Rock	48 45	
62	A	Dayton	76 101	51	A	Washington St.	63 85	126	H	Vanderbilt	69 74	151	H	Tulsa	77 66	
76	A	Fordham	63 66	43	N	LSU	59 71	76	A	Fordham	63 66	167	H	Loyola Marymount	60 62	
222	A	Richmond	79 61					222	A	Richmond	79 61	234	H	St. Bonaventure	78 55	
234	H	St. Bonaventure	78 55					257	H	Lipscomb	101 57	292	A	Indiana St.	60 59	
151	H	Tulsa	77 66					299	H	Massachusetts	64 63					

Non-Div I Games:

Saint Louis

Average RPI Win:	166	WON-LOST	WINNING	LAST 10	STRENGTH OF	OPP. STRENGTH	TEAM	ADJ.	CONF.	ADJ CONF.
Average RPI Loss:	68	RECORD	PCT. RANK	GAMES	SCHEDULE	OF SCHEDULE	RPI	RPI	RPI	RPI
DIV. I ONLY	13- 6	76	7- 3	82	61	66	66	12	12	
DIV. I NON-CONF.	7- 4	102	2- 2	72	18	56	56	10	10	

TOTALS	RPI 1-25	RPI 26-50	W-L RECORDS	RPI 51-100	RPI 101-999	RPI 201+				
13- 6	0- 1	0- 2	OVERALL	2- 2	11- 1	5- 0				
8- 2	0- 0	0- 1	HOME	2- 1	6- 0	3- 0				
3- 4	0- 1	0- 1	AWAY	0- 1	3- 1	0- 0				
2- 0	0- 0	0- 0	NEUTRAL	0- 0	2- 0	2- 0				
7- 4	0- 1	0- 2	NON-CONFERENCE	2- 1	5- 0	3- 0				
4- 1	0- 0	0- 1	HOME	2- 0	2- 0	1- 0				
1- 3	0- 1	0- 1	AWAY	0- 1	1- 0	0- 0				
2- 0	0- 0	0- 0	NEUTRAL	0- 0	2- 0	2- 0				
6- 2	0- 0	0- 0	CONFERENCE	0- 1	6- 1	2- 0				
4- 1	0- 0	0- 0	HOME	0- 1	4- 0	2- 0				
2- 1	0- 0	0- 0	AWAY	0- 0	2- 1	0- 0				
0- 0	0- 0	0- 0	NEUTRAL	0- 0	0- 0	0- 0				

RPI 1-25				RPI 26-50				RPI 51-100				Team's RPI : 66				RPI 101+			
RPI	S	Opponent	Score	RPI	S	Opponent	Score	RPI	S	Opponent	Score	RPI	S	Opponent	Score	RPI	S	Opponent	Score
25	A	Cal i forni a	80 87	45	A	Purdue	60 70	51	H	Washi ngton St.	81 75	119	H	BYU	57 49				
				50	H	UC Davi s	50 74	59	H	Gonzaga	65 73	132	A	Paci fi c	70 69				
								60	A	Utah	63 74	132	H	Paci fi c	96 88				
								68	H	Indi ana	88 82	167	A	Loyol a Marymount	57 69				
												173	H	Cal Poly	82 64				
												174	A	San Di ego	75 53				
												186	A	Boi se St.	74 72				
												202	H	Pepperdi ne	75 62				
												207	H	UC Santa Barbara	89 59				
												207	N	Eastern Wash.	76 56				
												245	N	UT Martin	69 58				
												265	H	Santa Clara	59 46				
LAST 12 Division I GAMES:																			
132	H	Paci fi c	96 88	119	H	BYU	57 49	167	A	Loyol a Marymount	57 69	45	A	Purdue	60 70				
59	H	Gonzaga	65 73	202	H	Pepperdi ne	75 62	207	N	Eastern Wash.	76 56	245	N	UT Martin	69 58				
265	H	Santa Clara	59 46	174	A	San Di ego	75 53	50	H	UC Davi s	50 74								
174	A	San Di ego	75 53	132	A	Paci fi c	70 69												

Non-Div I Games:

Saint Mary's (CA)

Saint Peter's

Through Games Of Jan. 20, 2018

Average RPI Win:	228	WON-LOST	WINNING	LAST 10	STRENGTH OF	OPP. STRENGTH	TEAM	ADJ.	CONF.	ADJ CONF.
Average RPI Loss:	231	RECORD	PCT. RANK	GAMES	SCHEDULE	OF SCHEDULE	RPI	RPI	RPI	RPI
DIV. I ONLY	3- 15	314	0- 9	321	334	338	338	25	25	
DIV. I NON-CONF.	3- 8	268	0- 4	311	345	322	322	25	25	

TOTALS	RPI 1-25	RPI 26-50	W-L RECORDS	RPI 51-100	RPI 101-999	RPI 201+				
3- 15	0- 0	0- 0	OVERALL	1- 1	2- 14	2- 10				
1- 6	0- 0	0- 0	HOME	0- 0	1- 6	1- 4				
1- 9	0- 0	0- 0	AWAY	0- 1	1- 7	1- 5				
1- 0	0- 0	0- 0	NEUTRAL	1- 0	0- 0	0- 0				
3- 8	0- 0	0- 0	NON-CONFERENCE	1- 0	2- 8	2- 5				
1- 3	0- 0	0- 0	HOME	0- 0	1- 3	1- 2				
1- 5	0- 0	0- 0	AWAY	0- 0	1- 5	1- 3				
1- 0	0- 0	0- 0	NEUTRAL	1- 0	0- 0	0- 0				
0- 7	0- 0	0- 0	CONFERENCE	0- 1	0- 6	0- 5				
0- 3	0- 0	0- 0	HOME	0- 0	0- 3	0- 2				
0- 4	0- 0	0- 0	AWAY	0- 1	0- 3	0- 3				
0- 0	0- 0	0- 0	NEUTRAL	0- 0	0- 0	0- 0				

RPI 1-25				RPI 26-50				RPI 51-100				RPI 101+				Team's RPI: 338
RPI	S	Opponent	Score	RPI	S	Opponent	Score	RPI	S	Opponent	Score	RPI	S	Opponent	Score	
								53	A	Qui nni pi ac	39 86	103	A	Seton Hal l	49 91	
								100	N	Del aware	90 87	121	H	Yal e	49 70	
												156	A	Saint Joseph's	58 87	
												197	H	Ni agara	52 87	
												233	A	Manhattan	64 76	
												241	H	Lafayette	64 61	
												263	A	LIU Brookl yn	46 57	
												269	H	Ri der	52 57	
												270	H	St. Francis Brooklyn	49 64	
												274	A	Fai rfi el d	41 62	
												280	A	Monmouth	44 51	
												291	A	Fai rlei gh Dickin son	59 69	
												299	A	Massachusetts	65 81	
												301	H	Canis ius	53 66	
												342	A	NJIT	59 52	
												349	H	UMass Lowell l	60 66	

LAST 12 Divi sion I GAMES:																
				197	H	Ni agara	52 87	233	A	Manhattan	64 76					
				301	H	Canis ius	53 66	291	A	Fai rlei gh Dickin son	59 69					
				274	A	Fai rfi el d	41 62	121	H	Yal e	49 70					
				53	A	Qui nni pi ac	39 86	299	A	Massachusetts	65 81					
				280	A	Monmouth	44 51	349	H	UMass Lowell l	60 66					
				269	H	Ri der	52 57	270	H	St. Francis Brooklyn	49 64					

Non-Div I Games:

Saint Peter's

Loss,
Non-Conf,
S Site,
H Home
A Away
N Neutral

Average RPI Win:	296	WON-LOST	WINNING	LAST 10	STRENGTH OF	OPP. STRENGTH	TEAM	ADJ.	CONF.	ADJ CONF.
Average RPI Loss:	190	RECORD	PCT. RANK	GAMES	SCHEDULE	OF SCHEDULE	RPI	RPI	RPI	RPI

DIV. I ONLY	1- 13	337	0- 10	231	338	339	339	27	27
DIV. I NON-CONF.	1- 6	306	1- 3	29	346	260	260	26	26

TOTALS	RPI 1-25	RPI 26-50	W-L RECORDS	RPI 51-100	RPI 101-999	RPI 201+			
1- 13	0- 0	0- 1	OVERALL	0- 2	1- 10	1- 6			
1- 6	0- 0	0- 0	HOME	0- 0	1- 6	1- 4			
0- 7	0- 0	0- 0	AWAY	0- 0	0- 0	0- 0			
0- 0	0- 0	0- 0	NEUTRAL	0- 0	0- 0	0- 0			
1- 6	0- 0	0- 1	NON-CONFERENCE	0- 1	1- 4	1- 1			
1- 3	0- 0	0- 0	HOME	0- 0	1- 3	1- 1			
0- 3	0- 0	0- 1	AWAY	0- 1	0- 1	0- 0			
0- 0	0- 0	0- 0	NEUTRAL	0- 0	0- 0	0- 0			
0- 7	0- 0	0- 0	CONFERENCE	0- 1	0- 6	0- 5			
0- 3	0- 0	0- 0	HOME	0- 0	0- 3	0- 3			
0- 4	0- 0	0- 0	AWAY	0- 1	0- 3	0- 2			
0- 0	0- 0	0- 0	NEUTRAL	0- 0	0- 0	0- 0			

RPI S Opponent	Score	RPI S Opponent	Score	RPI S Opponent	Score	RPI S Opponent	Score
43 A LSU	58 71	82 A Arkansas	54 65	123 A Southern Miss.	38 58	128 H Rice	50 79
		95 A Central Ark.	44 69	152 A Lamar University	44 91	163 H Texas St.	41 73
				229 A Abilene Christian	65 83	251 H Texas Southern	58 77
				268 H A&M-Corpus Christi	57 67	287 H Incarnate Word	49 56
				296 H Jackson St.	74 68	316 A Northwestern St.	60 63
				335 H Houston Baptist	61 69		
LAST 12 Division I GAMES:							
152 A Lamar University	44 91	229 A Abilene Christian	65 83				
316 A Northwestern St.	60 63	43 A LSU	58 71				
335 H Houston Baptist	61 69	163 H Texas St.	41 73				
268 H A&M-Corpus Christi	57 67	123 A Southern Miss.	38 58				
287 H Incarnate Word	49 56	296 H Jackson St.	74 68				
95 A Central Ark.	44 69	251 H Texas Southern	58 77				

Non-Div I Games: Wiley 80 41 St. Thomas Houston 68 66

Sam Houston St.

Average RPI Win:	222	WON-LOST	WINNING	LAST 10	STRENGTH OF	OPP. STRENGTH	TEAM	ADJ.	CONF.	ADJ CONF.
Average RPI Loss:	108	RECORD	PCT. RANK	GAMES	SCHEDULE	OF SCHEDULE	RPI	RPI	RPI	RPI
DIV. I ONLY	9- 10	185	6- 4	110	164	178	178	17	17	
DIV. I NON-CONF.	7- 7	170	4- 2	66	145	126	126	15	15	

TOTALS	RPI 1-25	RPI 26-50	W-L RECORDS	RPI 51-100	RPI 101-999	RPI 201+				
9- 10	0- 1	0- 1	OVERALL	1- 4	8- 4	6- 1				
8- 2	0- 0	0- 0	HOME	1- 1	7- 1	5- 0				
0- 7	0- 0	0- 0	AWAY	0- 0	0- 0	0- 0				
1- 1	0- 0	0- 0	NEUTRAL	0- 0	1- 1	1- 0				
7- 7	0- 1	0- 1	NON-CONFERENCE	1- 3	6- 2	4- 0				
6- 1	0- 0	0- 0	HOME	1- 0	5- 1	3- 0				
0- 5	0- 1	0- 1	AWAY	0- 3	0- 0	0- 0				
1- 1	0- 0	0- 0	NEUTRAL	0- 0	1- 1	1- 0				
2- 3	0- 0	0- 0	CONFERENCE	0- 1	2- 2	2- 1				
2- 1	0- 0	0- 0	HOME	0- 1	2- 0	2- 0				
0- 2	0- 0	0- 0	AWAY	0- 0	0- 2	0- 1				
0- 0	0- 0	0- 0	NEUTRAL	0- 0	0- 0	0- 0				

RPI 1-25				RPI 26-50				RPI 51-100				RPI 101+ Team's RPI: 178			
RPI	S	Opponent	Score	RPI	S	Opponent	Score	RPI	S	Opponent	Score	RPI	S	Opponent	Score
5	A	Florida St.	62 87	29	A	Iowa	59 80	54	H	UCF	58 51	123	H	Southern Miss.	61 56
								74	A	Belmont	46 83	131	N	UTEP	33 46
								80	H	Mercer	59 73	137	H	Colorado	60 71
								82	A	Arkansas	63 84	162	H	Hampton	66 61
								86	A	UAB	53 77	166	A	Furman	41 45
												230	H	UNCG	56 48
												243	H	Troy	80 73
												243	N	Troy	82 76
												289	A	Wofford	46 58
												308	H	Alabama St.	58 39
												315	H	Western Caro.	62 54
												320	H	Rhode Island	67 37
LAST 12 Division I GAMES:															
230	H	UNCG	56 48	243	N	Troy	82 76								
315	H	Western Caro.	62 54	131	N	UTEP	33 46								
80	H	Mercer	59 73	123	H	Southern Miss.	61 56								
289	A	Wofford	46 58	243	H	Troy	80 73								
166	A	Furman	41 45	86	A	UAB	53 77								
162	H	Hampton	66 61	29	A	Iowa	59 80								

Non-Div I Games: AUM 59 46

Samford

Average RPI Win:	226	WON-LOST	WINNING	LAST 10	STRENGTH OF	OPP. STRENGTH	TEAM	ADJ.	CONF.	ADJ CONF.
Average RPI Loss:	158	RECORD	PCT. RANK	GAMES	SCHEDULE	OF SCHEDULE	RPI	RPI	RPI	RPI
DIV. I ONLY	11- 7	107	7- 3	294	150	174	174	12	12	
DIV. I NON-CONF.	6- 4	122	2- 2	306	197	169	169	10	10	

TOTALS	RPI 1-25	RPI 26-50	W-L RECORDS	RPI 51-100	RPI 101-999	RPI 201+				
11- 7	0- 1	1- 0	OVERALL	0- 1	10- 5	6- 4				
6- 2	0- 0	1- 0	HOME	0- 1	5- 1	4- 0				
4- 5	0- 1	0- 0	AWAY	0- 0	4- 4	2- 4				
1- 0	0- 0	0- 0	NEUTRAL	0- 0	1- 0	0- 0				
6- 4	0- 1	1- 0	NON-CONFERENCE	0- 0	5- 3	4- 3				
4- 0	0- 0	1- 0	HOME	0- 0	3- 0	3- 0				
1- 4	0- 1	0- 0	AWAY	0- 0	1- 3	1- 3				
1- 0	0- 0	0- 0	NEUTRAL	0- 0	1- 0	0- 0				
5- 3	0- 0	0- 0	CONFERENCE	0- 1	5- 2	2- 1				
2- 2	0- 0	0- 0	HOME	0- 1	2- 1	1- 0				
3- 1	0- 0	0- 0	AWAY	0- 0	3- 1	1- 1				
0- 0	0- 0	0- 0	NEUTRAL	0- 0	0- 0	0- 0				

RPI 1-25				RPI 26-50				RPI 51-100				RPI 101+ Team's RPI: 174			
RPI	S	Opponent	Score	RPI	S	Opponent	Score	RPI	S	Opponent	Score	RPI	S	Opponent	Score
25	A	Cal i forni a	64 89	47	H	Mi nnesota	72 69	66	H	Sai nt Mary's (CA)	53 75	119	H	BYU	70 69
												132	H	Paci fi c	68 81
												167	A	Loyol a Marymount	60 54
												175	A	San Franci sco	60 54
												186	N	Boi se St.	72 52
												202	A	Pepperdi ne	62 66
												207	A	UC Santa Barbara	71 58
												210	A	Seattle U	73 80
												231	A	San Diego St.	76 77
												238	A	Hawai i	63 64
												303	H	Southern Utah	72 59
												311	H	UTSA	78 69
												322	A	Portl and	75 60
												322	H	Portl and	59 52
												332	H	Long Beach St.	74 40

LAST 12 Division I GAMES:															
119	H	BYU	70 69	202	A	Pepperdi ne	62 66								
322	A	Portl and	75 60	175	A	San Franci sco	60 54								
167	A	Loyol a Marymount	60 54	311	H	UTSA	78 69								
132	H	Paci fi c	68 81	47	H	Mi nnesota	72 69								
66	H	Sai nt Mary's (CA)	53 75	25	A	Cal i forni a	64 89								
322	H	Portl and	59 52	210	A	Seattle U	73 80								

Non-Div I Games: San Diego Christian 82 53

San Diego

Average RPI Win: 204
Average RPI Loss: 184

WON-LOST
RECORD

WINNING
PCT. RANK

LAST 10
GAMES

STRENGTH OF
SCHEDULE

OPP. STRENGTH
OF SCHEDULE

TEAM
RPI

ADJ.
RPI

CONF.
RPI

ADJ CONF.
RPI

DIV. I ONLY	8- 9	196	3- 6	219	212	231	231	16	16
DIV. I NON-CONF.	5- 5	170	1- 3	264	279	249	249	14	14
<hr/>									
TOTALS	RPI 1-25	RPI 26-50	W-L RECORDS	RPI 51-100	RPI 101-999	RPI 201+			
8- 9	0- 0	0- 1	OVERALL	2- 0	6- 8	5- 3			
6- 4	0- 0	0- 0	HOME	2- 0	4- 4	3- 1			
2- 3	0- 0	0- 0	AWAY	0- 0	2- 3	2- 2			
0- 2	0- 0	0- 1	NEUTRAL	0- 0	0- 1	0- 0			
5- 5	0- 0	0- 1	NON-CONFERENCE	0- 0	5- 4	4- 2			
4- 2	0- 0	0- 0	HOME	0- 0	4- 2	3- 1			
1- 1	0- 0	0- 0	AWAY	0- 0	1- 1	1- 1			
0- 2	0- 0	0- 1	NEUTRAL	0- 0	0- 1	0- 0			
3- 4	0- 0	0- 0	CONFERENCE	2- 0	1- 4	1- 1			
2- 2	0- 0	0- 0	HOME	2- 0	0- 2	0- 0			
1- 2	0- 0	0- 0	AWAY	0- 0	1- 2	1- 1			
0- 0	0- 0	0- 0	NEUTRAL	0- 0	0- 0	0- 0			

RPI 1-25				RPI 26-50				RPI 51-100				RPI 101+ Team's RPI: 231			
RPI	S	Opponent	Score	RPI	S	Opponent	Score	RPI	S	Opponent	Score	RPI	S	Opponent	Score
				38	N	Central Mich.	76 85	67	H	Wyoming	68 62	110	N	Tulane	46 80
								71	H	New Mexico	97 89	174	H	San Diego	77 76
												181	H	Colorado St.	63 65
												186	H	Boise St.	70 86
												187	A	Fresno St.	53 64
												190	H	UC Irvine	65 67
												207	A	UC Santa Barbara	64 77
												224	H	CSUN	58 55
												250	H	Presbyterian	77 50
												252	A	San Jose St.	75 65
												265	H	Santa Clara	34 48
												283	A	Arizona	78 67
												290	A	Utah St.	58 62
												310	H	Cal St. Fullerton	59 58
<hr/>															
LAST 12 Division I GAMES:															
				71	H	New Mexico	97 89	67	H	Wyoming	68 62				
				187	A	Fresno St.	53 64	207	A	UC Santa Barbara	64 77				
				186	H	Boise St.	70 86	265	H	Santa Clara	34 48				
				252	A	San Jose St.	75 65	190	H	UC Irvine	65 67				
				181	H	Colorado St.	63 65	283	A	Arizona	78 67				
				290	A	Utah St.	58 62	174	H	San Diego	77 76				

Non-Div I Games: Hope Int'l 92 68

San Diego St.

Average RPI Win:	222	WON-LOST	WINNING	LAST 10	STRENGTH OF	OPP. STRENGTH	TEAM	ADJ.	CONF.	ADJ CONF.
Average RPI Loss:	107	RECORD	PCT. RANK	GAMES	SCHEDULE	OF SCHEDULE	RPI	RPI	RPI	RPI
DIV. I ONLY	9- 10	185	5- 5	161	121	175	175	12	12	
DIV. I NON-CONF.	5- 6	187	2- 2	123	74	149	149	10	10	

TOTALS	RPI 1-25	RPI 26-50	W-L RECORDS	RPI 51-100	RPI 101-999	RPI 201+				
9- 10	0- 1	0- 2	OVERALL	0- 2	9- 5	5- 1				
6- 3	0- 1	0- 0	HOME	0- 1	6- 1	3- 0				
2- 7	0- 0	0- 2	AWAY	0- 1	2- 4	2- 1				
1- 0	0- 0	0- 0	NEUTRAL	0- 0	1- 0	0- 0				
5- 6	0- 1	0- 2	NON-CONFERENCE	0- 1	5- 2	2- 0				
3- 2	0- 1	0- 0	HOME	0- 1	3- 0	1- 0				
1- 4	0- 0	0- 2	AWAY	0- 0	1- 2	1- 0				
1- 0	0- 0	0- 0	NEUTRAL	0- 0	1- 0	0- 0				
4- 4	0- 0	0- 0	CONFERENCE	0- 1	4- 3	3- 1				
3- 1	0- 0	0- 0	HOME	0- 0	3- 1	2- 0				
1- 3	0- 0	0- 0	AWAY	0- 1	1- 2	1- 1				
0- 0	0- 0	0- 0	NEUTRAL	0- 0	0- 0	0- 0				

RPI 1-25				RPI 26-50				RPI 51-100				RPI 101+ Team's RPI: 175			
RPI	S	Opponent	Score	RPI	S	Opponent	Score	RPI	S	Opponent	Score	RPI	S	Opponent	Score
23	H	Stanford	66 86	39	A	Northern Colo.	60 73	51	H	Washington St.	70 74	119	A	BYU	66 70
				50	A	UC Davis	55 72	59	A	Gonzaga	47 74	157	N	Robert Morris	57 45
												167	H	Loyola Marymount	78 60
												173	A	Cal Poly	83 88
												173	H	Cal Poly	83 71
												174	H	San Diego	54 60
												180	A	UT Arlington	54 56
												187	H	Fresno St.	70 62
												202	A	Pepperdine	95 99
												202	H	Pepperdine	68 67
												252	A	San Jose St.	87 81
												265	A	Santa Clara	58 54
												272	H	Sacramento St.	90 76
												322	H	Portland	84 75

LAST 12 Division I GAMES:															
202	A	Pepperdine	95 99	322	H	Portland	84 75								
265	A	Santa Clara	58 54	174	H	San Diego	54 60								
59	A	Gonzaga	47 74	180	A	UT Arlington	54 56								
167	H	Loyola Marymount	78 60	187	H	Fresno St.	70 62								
202	H	Pepperdine	68 67	272	H	Sacramento St.	90 76								
119	A	BYU	66 70	50	A	UC Davis	55 72								

Non-Div I Games:

San Francisco

Average RPI Win:	239	WON-LOST	WINNING	LAST 10	STRENGTH OF	OPP. STRENGTH	TEAM	ADJ.	CONF.	ADJ CONF.
Average RPI Loss:	136	RECORD	PCT. RANK	GAMES	SCHEDULE	OF SCHEDULE	RPI	RPI	RPI	RPI
DIV. I ONLY	5- 12	280	3- 6	205	111	252	252	16	16	
DIV. I NON-CONF.	2- 8	290	0- 4	169	88	268	268	14	14	
<hr/>										
TOTALS	RPI 1-25	RPI 26-50	W-L RECORDS	RPI 51-100	RPI 101-999	RPI 201+				
5- 12	0- 1	0- 0	OVERALL	1- 2	4- 9	4- 2				
3- 5	0- 0	0- 0	HOME	1- 1	2- 4	2- 2				
2- 6	0- 1	0- 0	AWAY	0- 1	2- 4	2- 0				
0- 1	0- 0	0- 0	NEUTRAL	0- 0	0- 1	0- 0				
2- 8	0- 1	0- 0	NON-CONFERENCE	0- 2	2- 5	2- 1				
1- 4	0- 0	0- 0	HOME	0- 1	1- 3	1- 1				
1- 3	0- 1	0- 0	AWAY	0- 1	1- 1	1- 0				
0- 1	0- 0	0- 0	NEUTRAL	0- 0	0- 1	0- 0				
3- 4	0- 0	0- 0	CONFERENCE	1- 0	2- 4	2- 1				
2- 1	0- 0	0- 0	HOME	1- 0	1- 1	1- 1				
1- 3	0- 0	0- 0	AWAY	0- 0	1- 3	1- 0				
0- 0	0- 0	0- 0	NEUTRAL	0- 0	0- 0	0- 0				

RPI 1-25				RPI 26-50				RPI 51-100				RPI 101+ Team's RPI: 252			
RPI	S	Opponent	Score	RPI	S	Opponent	Score	RPI	S	Opponent	Score	RPI	S	Opponent	Score
9	A	UCLA	69 129					55	A	Oregon St.	62 110	102	A	UNLV	60 79
								71	H	New Mexico	95 86	132	A	Pacific	97 106
								75	H	Nebraska	55 81	138	H	Portland St.	78 90
												150	A	Nevada	63 91
												162	N	Hampton	73 81
												175	H	San Francisco	81 87
												181	A	Colorado St.	48 63
												224	H	CSUN	59 76
												231	H	San Diego St.	65 75
												262	H	CSU Bakersfield	67 57
												265	A	Santa Clara	71 66
												290	H	Utah St.	79 66
												306	A	Air Force	75 74
<hr/>															
LAST 12 Division I GAMES:															
150	A	Nevada	63 91	290	H	Utah St.	79 66	55	H	Nebraska	55 81	55	A	Oregon St.	62 110
306	A	Air Force	75 74	75	H	Nebraska	55 81	224	H	CSUN	59 76	71	H	New Mexico	95 86
231	H	San Diego St.	65 75	55	A	Oregon St.	62 110	175	H	San Francisco	81 87	102	A	UNLV	60 79
71	H	New Mexico	95 86	265	A	Santa Clara	71 66	181	A	Colorado St.	48 63				

Non-Div I Games: Southern Ore. 89 87

San Jose St.

Average RPI Win:	270	WON-LOST	WINNING	LAST 10	STRENGTH OF	OPP. STRENGTH	TEAM	ADJ.	CONF.	ADJ CONF.
Average RPI Loss:	149	RECORD	PCT. RANK	GAMES	SCHEDULE	OF SCHEDULE	RPI	RPI	RPI	RPI
DIV. I ONLY	4- 14	298	1- 9	179	183	265	265	12	12	
DIV. I NON-CONF.	3- 7	254	1- 2	253	257	273	273	10	10	

TOTALS	RPI 1-25	RPI 26-50	W-L RECORDS	RPI 51-100	RPI 101-999	RPI 201+				
4- 14	0- 1	0- 1	OVERALL	0- 3	4- 9	4- 4				
1- 7	0- 1	0- 1	HOME	0- 1	1- 4	1- 2				
3- 7	0- 0	0- 0	AWAY	0- 0	3- 0	3- 0				
0- 0	0- 0	0- 0	NEUTRAL	0- 0	0- 0	0- 0				
3- 7	0- 1	0- 1	NON-CONFERENCE	0- 0	3- 5	3- 3				
1- 4	0- 1	0- 1	HOME	0- 0	1- 2	1- 2				
2- 3	0- 0	0- 0	AWAY	0- 0	2- 3	2- 1				
0- 0	0- 0	0- 0	NEUTRAL	0- 0	0- 0	0- 0				
1- 7	0- 0	0- 0	CONFERENCE	0- 3	1- 4	1- 1				
0- 3	0- 0	0- 0	HOME	0- 1	0- 2	0- 0				
1- 4	0- 0	0- 0	AWAY	0- 2	1- 2	1- 1				
0- 0	0- 0	0- 0	NEUTRAL	0- 0	0- 0	0- 0				

RPI 1-25				RPI 26-50				RPI 51-100				RPI 101+ Team's RPI: 265			
RPI	S	Opponent	Score	RPI	S	Opponent	Score	RPI	S	Opponent	Score	RPI	S	Opponent	Score
25	H	Cal i forn i a	41 79	44	H	Southern Cal i forn i a	43 64	59	A	Gonzaga	44 71	119	A	BYU	47 65
								59	H	Gonzaga	51 63	150	A	Nevada	41 52
								66	A	Saint Mary's (CA)	46 59	167	H	Loyol a Marymount	51 65
												170	A	Northwestern	47 57
												175	H	San Francis co	54 58
												202	A	Pepperdi ne	55 56
												207	H	UC Santa Barbara	68 63
												231	A	San Diego St.	48 34
												252	H	San Jose St.	66 71
												281	A	Grand Canyon	38 39
												310	H	Cal St. Fullerton	69 73
												321	A	Ill. -Chicago	45 36
												322	A	Portl and	50 43

LAST 12 Division I GAMES:															
59	A	Gonzaga	44 71	59	H	Gonzaga	51 63	202	A	Pepperdi ne	55 56	281	A	Grand Canyon	38 39
175	H	San Francis co	54 58	207	A	Pepperdi ne	55 56	150	A	Nevada	41 52	231	A	San Diego St.	48 34
119	A	BYU	47 65	281	A	Grand Canyon	38 39	252	H	San Jose St.	66 71	310	H	Cal St. Fullerton	69 73
66	A	Saint Mary's (CA)	46 59	150	A	Nevada	41 52	321	A	Ill. -Chicago	45 36	322	A	Portl and	50 43
322	A	Portl and	50 43	231	A	San Diego St.	48 34								
167	H	Loyol a Marymount	51 65	25	H	Cal i forn i a	41 79								

Non-Div I Games: Menlo 104 61

Santa Clara

Average RPI Win:	334	WON-LOST	WINNING	LAST 10	STRENGTH OF	OPP. STRENGTH	TEAM	ADJ.	CONF.	ADJ CONF.
Average RPI Loss:	201	RECORD	PCT. RANK	GAMES	SCHEDULE	OF SCHEDULE	RPI	RPI	RPI	RPI
DIV. I ONLY	1- 14	339	0- 10	325	214	346	346	31	31	
DIV. I NON-CONF.	1- 9	318	1- 6	274	181	319	319	31	31	

TOTALS	RPI 1-25	RPI 26-50	W-L RECORDS	RPI 51-100	RPI 101-999	RPI 201+				
1- 14	0- 1	0- 0	OVERALL	0- 1	1- 12	1- 7				
0- 3	0- 0	0- 0	HOME	0- 0	0- 3	0- 2				
1- 8	0- 1	0- 0	AWAY	0- 1	1- 6	1- 4				
0- 3	0- 0	0- 0	NEUTRAL	0- 0	0- 3	0- 1				
1- 9	0- 1	0- 0	NON-CONFERENCE	0- 1	1- 7	1- 3				
0- 0	0- 0	0- 0	HOME	0- 0	0- 0	0- 0				
1- 6	0- 1	0- 0	AWAY	0- 1	1- 4	1- 2				
0- 3	0- 0	0- 0	NEUTRAL	0- 0	0- 3	0- 1				
0- 5	0- 0	0- 0	CONFERENCE	0- 0	0- 5	0- 4				
0- 3	0- 0	0- 0	HOME	0- 0	0- 3	0- 2				
0- 2	0- 0	0- 0	AWAY	0- 0	0- 2	0- 2				
0- 0	0- 0	0- 0	NEUTRAL	0- 0	0- 0	0- 0				

RPI 1-25				RPI 26-50				RPI 51-100				RPI 101+				Team's RPI: 346
RPI	S	Opponent	Score	RPI	S	Opponent	Score	RPI	S	Opponent	Score	RPI	S	Opponent	Score	
18	A	South Carolina	38 99					55	A	Oregon St.	36 84	125	A	Jacksonville	46 74	
												162	H	Hampton	53 81	
												176	N	Providence	48 78	
												189	A	Wisconsin	24 82	
												195	N	Florida	40 90	
												222	N	Richmond	63 100	
												228	H	Howard	59 87	
												242	A	East Carolina	37 103	
												276	A	Morgan St.	67 73	
												304	A	Coppin St.	57 66	
												308	A	Alabama St.	61 81	
												312	H	UMES	56 68	
												334	A	Ga. Southern	71 67	
LAST 12 Division I GAMES:																
				162	H	Hampton	53 81	242	A	East Carolina	37 103					
				228	H	Howard	59 87	18	A	South Carolina	38 99					
				312	H	UMES	56 68	55	A	Oregon St.	36 84					
				276	A	Morgan St.	67 73	189	A	Wisconsin	24 82					
				304	A	Coppin St.	57 66	334	A	Ga. Southern	71 67					
				125	A	Jacksonville	46 74	195	N	Florida	40 90					

Non-Div I Games: LaGrange 86 44

Savannah St.

Average RPI Win:	233	WON-LOST	WINNING	LAST 10	STRENGTH OF	OPP. STRENGTH	TEAM	ADJ.	CONF.	ADJ CONF.
Average RPI Loss:	157	RECORD	PCT. RANK	GAMES	SCHEDULE	OF SCHEDULE	RPI	RPI	RPI	RPI
DIV. I ONLY	10- 10	170	5- 5	234	211	210	210	30	30	
DIV. I NON-CONF.	6- 9	214	2- 5	156	169	204	204	30	30	

TOTALS	RPI 1-25	RPI 26-50	W-L RECORDS	RPI 51-100	RPI 101-999	RPI 201+				
10- 10	0- 1	0- 1	OVERALL	0- 0	10- 8	8- 3				
4- 6	0- 0	0- 1	HOME	0- 0	4- 5	2- 1				
6- 4	0- 1	0- 0	AWAY	0- 0	6- 3	6- 2				
0- 0	0- 0	0- 0	NEUTRAL	0- 0	0- 0	0- 0				
6- 9	0- 1	0- 1	NON-CONFERENCE	0- 0	6- 7	4- 2				
2- 6	0- 0	0- 1	HOME	0- 0	2- 5	0- 1				
4- 3	0- 1	0- 0	AWAY	0- 0	4- 2	4- 1				
0- 0	0- 0	0- 0	NEUTRAL	0- 0	0- 0	0- 0				
4- 1	0- 0	0- 0	CONFERENCE	0- 0	4- 1	4- 1				
2- 0	0- 0	0- 0	HOME	0- 0	2- 0	2- 0				
2- 1	0- 0	0- 0	AWAY	0- 0	2- 1	2- 1				
0- 0	0- 0	0- 0	NEUTRAL	0- 0	0- 0	0- 0				

RPI 1-25				RPI 26-50				RPI 51-100				RPI 101+ Team's RPI: 210			
RPI	S	Opponent	Score	RPI	S	Opponent	Score	RPI	S	Opponent	Score	RPI	S	Opponent	Score
25	A	Cal i forni a	67 87	50	H	UC Davi s	53 79					132	H	Paci fi c	73 85
												138	H	Portland St.	91 77
												140	A	Washi ngton	76 84
												144	H	Idaho St.	69 74
												150	H	Nevada	65 74
												174	H	San Di ego	80 73
												190	H	UC Irvi ne	79 84
												202	A	Pepperdi ne	65 62
												207	A	UC Santa Barbara	77 71
												215	A	Idaho	68 60
												224	A	CSUN	62 67
												238	H	Hawai i	58 73
												246	H	New Mexico St.	69 59
												247	A	UMKC	62 58
												248	A	Montana	78 64
												281	A	Grand Canyon	63 74
												313	H	UTRGV	64 56
												337	A	Chi cago St.	63 56

LAST 12 Division I GAMES:															
313	H	UTRGV	64 56	190	H	UC Irvi ne	79 84								
246	H	New Mexico St.	69 59	140	A	Washi ngton	76 84								
247	A	UMKC	62 58	132	H	Paci fi c	73 85								
337	A	Chi cago St.	63 56	215	A	Idaho	68 60								
281	A	Grand Canyon	63 74	248	A	Montana	78 64								
224	A	CSUN	62 67	150	H	Nevada	65 74								

Non-Div I Games:

Seattle U

Average RPI Win:	202	WON-LOST	WINNING	LAST 10	STRENGTH OF	OPP. STRENGTH	TEAM	ADJ.	CONF.	ADJ CONF.
Average RPI Loss:	35	RECORD	PCT. RANK	GAMES	SCHEDULE	OF SCHEDULE	RPI	RPI	RPI	RPI
DIV. I ONLY	11- 8	127	4- 6	85	53	103	103	6	6	
DIV. I NON-CONF.	8- 3	65	2- 2	130	129	84	84	5	5	

TOTALS	RPI 1-25	RPI 26-50	W-L RECORDS	RPI 51-100	RPI 101-999	RPI 201+				
11- 8	0- 3	0- 3	OVERALL	0- 2	11- 0	4- 0				
8- 4	0- 2	0- 1	HOME	0- 1	8- 0	4- 0				
3- 4	0- 1	0- 2	AWAY	0- 1	3- 0	0- 0				
0- 0	0- 0	0- 0	NEUTRAL	0- 0	0- 0	0- 0				
8- 3	0- 2	0- 1	NON-CONFERENCE	0- 0	8- 0	4- 0				
6- 2	0- 1	0- 1	HOME	0- 0	6- 0	4- 0				
2- 1	0- 1	0- 0	AWAY	0- 0	2- 0	0- 0				
0- 0	0- 0	0- 0	NEUTRAL	0- 0	0- 0	0- 0				
3- 5	0- 1	0- 2	CONFERENCE	0- 2	3- 0	0- 0				
2- 2	0- 1	0- 0	HOME	0- 1	2- 0	0- 0				
1- 3	0- 0	0- 2	AWAY	0- 1	1- 0	0- 0				
0- 0	0- 0	0- 0	NEUTRAL	0- 0	0- 0	0- 0				

RPI 1-25				RPI 26-50				RPI 51-100				RPI 101+ Team's RPI: 103			
RPI	S	Opponent	Score	RPI	S	Opponent	Score	RPI	S	Opponent	Score	RPI	S	Opponent	Score
9	H	UCLA	68 77	27	A	Marquette	84 97	61	H	Creighton	51 68	101	A	Wake Forest	67 57
11	A	Rutgers	45 70	28	A	DePaul	66 89	77	A	Butler	48 66	136	H	Jacksonville St.	73 54
17	H	Villanova	59 67	46	H	Princeton	83 85					139	H	Georgetown	70 65
												143	A	Xavier	62 51
												176	H	Providence	65 56
												179	A	Boston College	73 53
												199	H	Marist	85 60
												269	H	Rider	85 49
												270	H	St. Francis Brooklyn	84 50
												274	H	Fairfield	80 61
												338	H	Saint Peter's	91 49

LAST 12 Division I GAMES:															
139	H	Georgetown	70 65	27	A	Marquette	84 97	274	H	Fairfield	80 61				
17	H	Villanova	59 67	28	A	DePaul	66 89	9	H	UCLA	68 77				
143	A	Xavier	62 51					179	A	Boston College	73 53				
77	A	Butler	48 66					11	A	Rutgers	45 70				
176	H	Providence	65 56												
61	H	Creighton	51 68												

Non-Div I Games:

Seton Hall

Average RPI Win:	257	WON-LOST	WINNING	LAST 10	STRENGTH OF	OPP. STRENGTH	TEAM	ADJ.	CONF.	ADJ CONF.
Average RPI Loss:	113	RECORD	PCT. RANK	GAMES	SCHEDULE	OF SCHEDULE	RPI	RPI	RPI	RPI
DIV. I ONLY	9- 10	185	5- 5	235	148	196	196	25	25	
DIV. I NON-CONF.	5- 6	187	2- 2	74	89	122	122	25	25	

TOTALS	RPI 1-25	RPI 26-50	W-L RECORDS	RPI 51-100	RPI 101-999	RPI 201+				
9- 10	0- 1	0- 1	OVERALL	0- 4	9- 4	7- 1				
5- 3	0- 0	0- 1	HOME	0- 1	5- 1	4- 0				
4- 7	0- 1	0- 0	AWAY	0- 3	4- 3	3- 1				
0- 0	0- 0	0- 0	NEUTRAL	0- 0	0- 0	0- 0				
5- 6	0- 1	0- 1	NON-CONFERENCE	0- 3	5- 1	4- 0				
3- 2	0- 0	0- 1	HOME	0- 1	3- 0	3- 0				
2- 4	0- 1	0- 0	AWAY	0- 2	2- 1	1- 0				
0- 0	0- 0	0- 0	NEUTRAL	0- 0	0- 0	0- 0				
4- 4	0- 0	0- 0	CONFERENCE	0- 1	4- 3	3- 1				
2- 1	0- 0	0- 0	HOME	0- 0	2- 1	1- 0				
2- 3	0- 0	0- 0	AWAY	0- 1	2- 2	2- 1				
0- 0	0- 0	0- 0	NEUTRAL	0- 0	0- 0	0- 0				

RPI	S	Opponent	Score	RPI	S	Opponent	Score	RPI	S	Opponent	Score	RPI	S	Opponent	Score	Team's RPI: 196
11	A	Rutgers	47 59	40	H	FGCU	50 63	53	A	Qui nni pi ac	54 68	112	A	Hartford	62 71	
								56	H	Al bany (NY)	63 78	197	A	Ni agara	50 65	
								78	A	Penn St.	72 86	197	H	Ni agara	68 73	
								89	A	Harvard	67 75	199	H	Marist	58 53	
												200	A	Hofstra	70 60	
												228	H	Howard	72 61	
												234	H	St. Bonaventure	70 62	
												258	A	Col gate	73 70	
												259	H	Sacred Heart	62 57	
												269	A	Ri der	71 67	
												301	A	Canis us	57 65	
												331	A	I ona	70 48	
												331	H	I ona	64 51	
LAST 12 Division I GAMES:																
331	A	I ona	70 48	269	A	Ri der	71 67	53	A	Qui nni pi ac	54 68	112	A	Hartford	62 71	
199	H	Marist	58 53	56	H	Al bany (NY)	63 78	259	H	Sacred Heart	62 57	56	H	Al bany (NY)	63 78	
197	A	Ni agara	50 65	200	A	Hofstra	70 60									
301	A	Canis us	57 65													
197	H	Ni agara	68 73													
331	H	I ona	64 51													

Non-Div I Games:

Siena

Average RPI Win:	220	WON-LOST	WINNING	LAST 10	STRENGTH OF	OPP. STRENGTH	TEAM	ADJ.	CONF.	ADJ CONF.
Average RPI Loss:	98	RECORD	PCT. RANK	GAMES	SCHEDULE	OF SCHEDULE	RPI	RPI	RPI	RPI
DIV. I ONLY	12- 5	66	8- 2	156	226	97	97	23	23	
DIV. I NON-CONF.	6- 4	122	2- 3	43	152	66	66	23	23	
TOTALS	RPI 1-25	RPI 26-50	W-L RECORDS	RPI 51-100	RPI 101-999	RPI 201+				
12- 5	0- 1	0- 0	OVERALL	2- 2	10- 2	7- 0				
8- 2	0- 0	0- 0	HOME	1- 1	7- 1	6- 0				
4- 3	0- 1	0- 0	AWAY	1- 1	3- 1	1- 0				
0- 0	0- 0	0- 0	NEUTRAL	0- 0	0- 0	0- 0				
6- 4	0- 1	0- 0	NON-CONFERENCE	2- 2	4- 1	2- 0				
3- 2	0- 0	0- 0	HOME	1- 1	2- 1	1- 0				
3- 2	0- 1	0- 0	AWAY	1- 1	2- 0	1- 0				
0- 0	0- 0	0- 0	NEUTRAL	0- 0	0- 0	0- 0				
6- 1	0- 0	0- 0	CONFERENCE	0- 0	6- 1	5- 0				
5- 0	0- 0	0- 0	HOME	0- 0	5- 0	5- 0				
1- 1	0- 0	0- 0	AWAY	0- 0	1- 1	0- 0				
0- 0	0- 0	0- 0	NEUTRAL	0- 0	0- 0	0- 0				

RPI S	Opponent	Score	RPI S	Opponent	Score	RPI S	Opponent	Score	RPI S	Opponent	Score
19	A NC State	50 71				86	H UAB	66 78	123	A Southern Miss.	78 57
						88	A North Carolina	85 84	125	H Jacksonville	58 60
						95	H Central Ark.	64 43	163	A Texas St.	63 78
						99	A Ole Miss	59 66	180	A UT Arlington	76 63
									185	H New Orleans	67 45
									214	H Southern U.	69 65
									243	H Troy	79 68
									273	H Coastal Caro.	68 62
									277	H Appalachi an St.	54 52
									308	A Alabama St.	59 47
									314	H Georgia St.	88 52
									334	H Ga. Southern	79 52
LAST 12 Division I GAMES:											
277	H Appalachi an St.	54 52	314	H Georgia St.	88 52						
273	H Coastal Caro.	68 62	86	H UAB	66 78						
243	H Troy	79 68	95	H Central Ark.	64 43						
180	A UT Arlington	76 63	214	H Southern U.	69 65						
163	A Texas St.	63 78	99	A Ole Miss	59 66						
334	H Ga. Southern	79 52	125	H Jacksonville	58 60						

Non-Div I Games: Ga. Southwestern 73 42

South Ala.

Average RPI Win:	148	WON-LOST	WINNING	LAST 10	STRENGTH OF	OPP. STRENGTH	TEAM	ADJ.	CONF.	ADJ CONF.
Average RPI Loss:	7	RECORD	PCT. RANK	GAMES	SCHEDULE	OF SCHEDULE	RPI	RPI	RPI	RPI
DIV. I ONLY	15- 3	18	8- 2	41	9	18	18	2	2	
DIV. I NON-CONF.	11- 1	13	5- 1	131	27	23	23	2	2	

TOTALS	RPI 1-25	RPI 26-50	W-L RECORDS	RPI 51-100	RPI 101-999	RPI 201+				
15- 3	3- 3	2- 0	OVERALL	1- 0	9- 0	5- 0				
8- 1	2- 1	0- 0	HOME	0- 0	6- 0	5- 0				
5- 1	0- 1	1- 0	AWAY	1- 0	3- 0	0- 0				
2- 1	1- 1	1- 0	NEUTRAL	0- 0	0- 0	0- 0				
11- 1	2- 1	2- 0	NON-CONFERENCE	0- 0	7- 0	5- 0				
6- 0	1- 0	0- 0	HOME	0- 0	5- 0	5- 0				
3- 0	0- 0	1- 0	AWAY	0- 0	2- 0	0- 0				
2- 1	1- 1	1- 0	NEUTRAL	0- 0	0- 0	0- 0				
4- 2	1- 2	0- 0	CONFERENCE	1- 0	2- 0	0- 0				
2- 1	1- 1	0- 0	HOME	0- 0	1- 0	0- 0				
2- 1	0- 1	0- 0	AWAY	1- 0	1- 0	0- 0				
0- 0	0- 0	0- 0	NEUTRAL	0- 0	0- 0	0- 0				

RPI	S	Opponent	Score	RPI	S	Opponent	Score	RPI	S	Opponent	Score	RPI	S	Opponent	Score
2	N	Notre Dame	85 92	31	N	St. John's (NY)	76 58	99	A	Ole Miss	88 62	107	H	Auburn	71 63
8	H	Tennessee	70 86	32	A	Maryland	94 86					122	A	Clemson	66 36
11	N	Rutgers	78 68									126	A	Vanderbilt	95 82
12	A	Missouri	74 83									171	A	Temple	87 60
13	H	Duke	72 52									239	H	Col. of Charleston	69 43
16	H	Texas A&M	61 59									289	H	Wofford	94 60

LAST 12 Division I GAMES:															
126	A	Vanderbilt	95 82	171	A	Temple	87 60					346	H	Savannah St.	99 38
8	H	Tennessee	70 86									239	H	Col. of Charleston	69 43
107	H	Auburn	71 63									13	H	Duke	72 52
12	A	Missouri	74 83									315	H	Western Caro.	101 43
99	A	Ole Miss	88 62									2	N	Notre Dame	85 92
16	H	Texas A&M	61 59												

Non-Div I Games:

South Carolina

Average RPI Win:	324	WON-LOST	WINNING	LAST 10	STRENGTH OF	OPP. STRENGTH	TEAM	ADJ.	CONF.	ADJ CONF.
Average RPI Loss:	215	RECORD	PCT. RANK	GAMES	SCHEDULE	OF SCHEDULE	RPI	RPI	RPI	RPI
DIV. I ONLY	4- 11	290	2- 7	347	264	333	333	31	31	
DIV. I NON-CONF.	3- 7	254	2- 4	346	236	336	336	31	31	

TOTALS	RPI 1-25	RPI 26-50	W-L RECORDS	RPI 51-100	RPI 101-999	RPI 201+				
4- 11	0- 0	0- 0	OVERALL	0- 2	4- 9	4- 6				
2- 3	0- 0	0- 0	HOME	0- 0	2- 3	2- 2				
2- 8	0- 0	0- 0	AWAY	0- 0	2- 1	2- 1				
0- 0	0- 0	0- 0	NEUTRAL	0- 0	0- 0	0- 0				
3- 7	0- 0	0- 0	NON-CONFERENCE	0- 2	3- 5	3- 3				
1- 1	0- 0	0- 0	HOME	0- 0	1- 1	1- 1				
2- 6	0- 0	0- 0	AWAY	0- 2	2- 4	2- 2				
0- 0	0- 0	0- 0	NEUTRAL	0- 0	0- 0	0- 0				
1- 4	0- 0	0- 0	CONFERENCE	0- 0	1- 4	1- 3				
1- 2	0- 0	0- 0	HOME	0- 0	1- 2	1- 1				
0- 2	0- 0	0- 0	AWAY	0- 0	0- 2	0- 2				
0- 0	0- 0	0- 0	NEUTRAL	0- 0	0- 0	0- 0				

RPI 1-25				RPI 26-50				RPI 51-100				RPI 101+				Team's RPI : 333	
RPI	S	Opponent	Score	RPI	S	Opponent	Score	RPI	S	Opponent	Score	RPI	S	Opponent	Score		
								58	A	Georgia Tech	40	86	122	A	Clemson	48	56
								80	A	Mercer	53	74	188	H	Norfolk St.	67	71
													192	A	Charlotte	49	64
													211	A	Bethune-Cookman	50	68
													228	H	Howard	58	68
													307	A	USC Upstate	44	63
													312	H	UMES	54	51
													315	H	Western Caro.	75	45
													319	A	Delaware St.	44	58
													323	A	Old Domini on	35	52
													326	A	Charleston So.	60	58
													334	H	Ga. Southern	58	61
													343	A	Winthrop	65	37

LAST 12 Division I GAMES:																	
				188	H	Norfolk St.	67	71				192	A	Charlotte	49	64	
				312	H	UMES	54	51				80	A	Mercer	53	74	
				228	H	Howard	58	68				315	H	Western Caro.	75	45	
				319	A	Delaware St.	44	58				326	A	Charleston So.	60	58	
				211	A	Bethune-Cookman	50	68				307	A	USC Upstate	44	63	
				323	A	Old Domini on	35	52				334	H	Ga. Southern	58	61	

Non-Div I Games: Johnson & Wales (NC) 36 40 Columbia Int'l 82 38

South Carolina St.

Average RPI Win:	212	WON-LOST	WINNING	LAST 10	STRENGTH OF	OPP. STRENGTH	TEAM	ADJ.	CONF.	ADJ CONF.
Average RPI Loss:	98	RECORD	PCT. RANK	GAMES	SCHEDULE	OF SCHEDULE	RPI	RPI	RPI	RPI
DIV. I ONLY	13- 5	58	8- 1	213	144	98	98	14	14	
DIV. I NON-CONF.	7- 5	132	4- 1	218	71	140	140	17	17	

TOTALS	RPI 1-25	RPI 26-50	W-L RECORDS	RPI 51-100	RPI 101-999	RPI 201+				
13- 5	0- 1	0- 1	OVERALL	1- 0	12- 3	8- 0				
7- 1	0- 0	0- 0	HOME	1- 0	6- 1	5- 0				
5- 2	0- 0	0- 0	AWAY	0- 0	5- 2	2- 0				
1- 2	0- 1	0- 1	NEUTRAL	0- 0	1- 0	1- 0				
7- 5	0- 1	0- 1	NON-CONFERENCE	1- 0	6- 3	4- 0				
4- 1	0- 0	0- 0	HOME	1- 0	3- 1	2- 0				
2- 2	0- 0	0- 0	AWAY	0- 0	2- 2	1- 0				
1- 2	0- 1	0- 1	NEUTRAL	0- 0	1- 0	1- 0				
6- 0	0- 0	0- 0	CONFERENCE	0- 0	6- 0	4- 0				
3- 0	0- 0	0- 0	HOME	0- 0	3- 0	3- 0				
3- 0	0- 0	0- 0	AWAY	0- 0	3- 0	1- 0				
0- 0	0- 0	0- 0	NEUTRAL	0- 0	0- 0	0- 0				

RPI 1-25				RPI 26-50				RPI 51-100				Team's RPI: 98				RPI 101+			
RPI	S	Opponent	Score	RPI	S	Opponent	Score	RPI	S	Opponent	Score	RPI	S	Opponent	Score	RPI	S	Opponent	Score
8	N	Tennessee	49 69	37	N	Oklahoma St.	68 76	61	H	Creighton	73 68	111	A	Western Ill.	82 58	135	A	SFA	55 77
												142	H	North Dakota	76 71	151	H	Tulsa	61 64
												158	A	Iowa St.	76 81	177	A	Wichita St.	62 48
												183	A	Oral Roberts	73 68	204	H	Denver	79 51
												227	H	UC Riverside	75 66	240	H	Omaha	70 46
												262	H	CSU Bakersfield	66 50	264	A	North Dakota St.	82 67
												287	A	Incarnate Word	81 51	292	N	Indiana St.	71 59
												305	H	Fort Wayne	85 43				
LAST 12 Division I GAMES:																			
240	H	Omaha	70 46	142	H	North Dakota	76 71												
183	A	Oral Roberts	73 68	227	H	UC Riverside	75 66												
305	H	Fort Wayne	85 43	151	H	Tulsa	61 64												
111	A	Western Ill.	82 58	262	H	CSU Bakersfield	66 50												
264	A	North Dakota St.	82 67	287	A	Incarnate Word	81 51												
204	H	Denver	79 51	135	A	SFA	55 77												

Non-Div I Games: Mt. Marty 87 25 Bellevue 89 32

South Dakota

Average RPI Win:	163	WON-LOST	WINNING	LAST 10	STRENGTH OF	OPP. STRENGTH	TEAM	ADJ.	CONF.	ADJ CONF.
Average RPI Loss:	30	RECORD	PCT. RANK	GAMES	SCHEDULE	OF SCHEDULE	RPI	RPI	RPI	RPI
DIV. I ONLY	15- 4	33	7- 2	70	56	30	30	14	14	
DIV. I NON-CONF.	10- 4	73	4- 2	65	4	38	38	17	17	

TOTALS	RPI 1-25	RPI 26-50	W-L RECORDS	RPI 51-100	RPI 101-999	RPI 201+				
15- 4	1- 2	1- 1	OVERALL	1- 1	12- 0	4- 0				
9- 1	0- 1	1- 0	HOME	0- 0	8- 0	3- 0				
4- 3	0- 1	0- 1	AWAY	1- 1	3- 0	1- 0				
2- 0	1- 0	0- 0	NEUTRAL	0- 0	1- 0	0- 0				
10- 4	1- 2	1- 1	NON-CONFERENCE	1- 1	7- 0	1- 0				
6- 1	0- 1	1- 0	HOME	0- 0	5- 0	1- 0				
2- 3	0- 1	0- 1	AWAY	1- 1	1- 0	0- 0				
2- 0	1- 0	0- 0	NEUTRAL	0- 0	1- 0	0- 0				
5- 0	0- 0	0- 0	CONFERENCE	0- 0	5- 0	3- 0				
3- 0	0- 0	0- 0	HOME	0- 0	3- 0	2- 0				
2- 0	0- 0	0- 0	AWAY	0- 0	2- 0	1- 0				
0- 0	0- 0	0- 0	NEUTRAL	0- 0	0- 0	0- 0				

RPI 1-25				RPI 26-50				RPI 51-100				RPI 101+			
RPI	S	Opponent	Score	RPI	S	Opponent	Score	RPI	S	Opponent	Score	RPI	S	Opponent	Score
4	H	Louisville	64 68	35	H	Oklahoma	67 61	61	A	Creighton	65 72	111	H	Western Ill.	84 48
15	A	Green Bay	41 55	40	A	FGCU	78 87	92	A	George Washington	97 88	120	A	Drake	85 78
19	N	NC State	75 67									130	H	Bowling Green	76 44
												142	H	North Dakota	66 52
												177	H	Wichita St.	96 64
												183	A	Oral Roberts	77 70
												192	N	Charlotte	71 70
												194	H	UNI	57 47
												204	A	Denver	69 58
												240	H	Omaha	89 64
												264	H	North Dakota St.	83 63
												342	H	NJIT	92 48

LAST 12 Division I GAMES:															
111	H	Western Ill.	84 48	177	H	Wichita St.	96 64	120	A	Drake	85 78				
183	A	Oral Roberts	77 70	61	A	Creighton	65 72	130	H	Bowling Green	76 44				
204	A	Denver	69 58	35	H	Oklahoma	67 61	4	H	Louisville	64 68				
264	H	North Dakota St.	83 63												
240	H	Omaha	89 64												
40	A	FGCU	78 87												

Non-Div I Games: Dakota Wesleyan 76 63

South Dakota St.

Average RPI Win:	136	WON-LOST	WINNING	LAST 10	STRENGTH OF	OPP. STRENGTH	TEAM	ADJ.	CONF.	ADJ CONF.
Average RPI Loss:	20	RECORD	PCT. RANK	GAMES	SCHEDULE	OF SCHEDULE	RPI	RPI	RPI	RPI
DIV. I ONLY	15- 4	33	8- 2	36	5	20	20	8	8	
DIV. I NON-CONF.	10- 3	51	4- 2	76	2	29	29	7	7	

TOTALS	RPI 1-25	RPI 26-50	W-L RECORDS	RPI 51-100	RPI 101-999	RPI 201+				
15- 4	0- 2	2- 2	OVERALL	5- 0	8- 0	4- 0				
7- 1	0- 1	1- 0	HOME	2- 0	4- 0	3- 0				
5- 1	0- 0	0- 1	AWAY	1- 0	4- 0	1- 0				
3- 2	0- 1	1- 1	NEUTRAL	2- 0	0- 0	0- 0				
10- 3	0- 1	2- 2	NON-CONFERENCE	4- 0	4- 0	4- 0				
5- 0	0- 0	1- 0	HOME	1- 0	3- 0	3- 0				
2- 1	0- 0	0- 1	AWAY	1- 0	1- 0	1- 0				
3- 2	0- 1	1- 1	NEUTRAL	2- 0	0- 0	0- 0				
5- 1	0- 1	0- 0	CONFERENCE	1- 0	4- 0	0- 0				
2- 1	0- 1	0- 0	HOME	1- 0	1- 0	0- 0				
3- 0	0- 0	0- 0	AWAY	0- 0	3- 0	0- 0				
0- 0	0- 0	0- 0	NEUTRAL	0- 0	0- 0	0- 0				

RPI 1-25				Team's RPI: 20			
RPI	S	Opponent	Score				
1	H	UConn	49 100				
2	N	Notre Dame	66 76				

RPI 26-50			
RPI	S	Opponent	Score
31	N	St. John's (NY)	68 59
35	A	Oklahoma	74 79
42	N	Michigan St.	73 83
43	H	LSU	61 55

RPI 51-100			
RPI	S	Opponent	Score
51	N	Washington St.	82 45
54	H	UCF	62 45
62	N	Dayton	93 87
77	H	Butler	71 55
92	A	George Washington	83 78

RPI 101+			
RPI	S	Opponent	Score
110	H	Tulane	75 46
141	A	Cincinnati	69 46
169	A	Memphis	81 62
171	A	Temple	89 73
209	H	Arkansas St.	98 55
214	H	Southern U.	108 48
278	A	FIU	82 52
335	H	Houston Baptist	90 43

LAST 12 Division I GAMES:

169	A	Memphis	81 62	42	N	Michigan St.	73 83
54	H	UCF	62 45	62	N	Dayton	93 87
171	A	Temple	89 73	278	A	FIU	82 52
1	H	UConn	49 100	214	H	Southern U.	108 48
141	A	Cincinnati	69 46	35	A	Oklahoma	74 79
110	H	Tulane	75 46	92	A	George Washington	83 78

Non-Div I Games:

South Fla.

Average RPI Win:	284	WON-LOST	WINNING	LAST 10	STRENGTH OF	OPP. STRENGTH	TEAM	ADJ.	CONF.	ADJ CONF.
Average RPI Loss:	125	RECORD	PCT. RANK	GAMES	SCHEDULE	OF SCHEDULE	RPI	RPI	RPI	RPI
DIV. I ONLY	7- 11	235	5- 5	119	326	206	206	26	26	
DIV. I NON-CONF.	3- 7	254	1- 3	34	234	166	166	27	27	

TOTALS	RPI 1-25	RPI 26-50	W-L RECORDS	RPI 51-100	RPI 101-999	RPI 201+				
7- 11	0- 1	0- 1	OVERALL	0- 1	7- 8	6- 2				
4- 3	0- 0	0- 0	HOME	0- 1	4- 2	4- 1				
2- 8	0- 0	0- 0	AWAY	0- 0	2- 1	2- 0				
1- 0	0- 0	0- 0	NEUTRAL	0- 0	1- 0	0- 0				
3- 7	0- 1	0- 1	NON-CONFERENCE	0- 0	3- 5	2- 0				
2- 1	0- 0	0- 0	HOME	0- 0	2- 1	2- 0				
0- 6	0- 1	0- 1	AWAY	0- 0	0- 4	0- 0				
1- 0	0- 0	0- 0	NEUTRAL	0- 0	1- 0	0- 0				
4- 4	0- 0	0- 0	CONFERENCE	0- 1	4- 3	4- 2				
2- 2	0- 0	0- 0	HOME	0- 1	2- 1	2- 1				
2- 2	0- 0	0- 0	AWAY	0- 0	2- 2	2- 1				
0- 0	0- 0	0- 0	NEUTRAL	0- 0	0- 0	0- 0				

RPI 1-25				RPI 26-50				RPI 51-100				RPI 101+ Team's RPI: 206			
RPI	S	Opponent	Score	RPI	S	Opponent	Score	RPI	S	Opponent	Score	RPI	S	Opponent	Score
4	A	Louisville	40 80	36	A	Ball St.	56 69	74	H	Belmont	57 67	104	A	George Mason	38 57
												111	A	Western Ill.	59 87
												115	A	Kansas	50 51
												141	A	Cincinnati	52 65
												149	N	Saint Francis (PA)	82 50
												153	A	SIUE	57 65
												172	H	Southern Ill.	74 79
												216	H	Bradley	57 53
												226	H	Morehead St.	56 59
												235	A	Austin Peay	65 66
												288	H	Eastern Ky.	69 55
												300	A	Murray St.	85 74
												340	A	Eastern Ill.	77 54
												345	H	Tennessee St.	71 66
												347	H	Evansville	74 65

LAST 12 Division I GAMES:															
340	A	Eastern Ill.	77 54	345	H	Tennessee St.	71 66								
153	A	SIUE	57 65	74	H	Belmont	57 67								
288	H	Eastern Ky.	69 55	347	H	Evansville	74 65								
226	H	Morehead St.	56 59	115	A	Kansas	50 51								
235	A	Austin Peay	65 66	36	A	Ball St.	56 69								
300	A	Murray St.	85 74	111	A	Western Ill.	59 87								

Non-Div I Games: Evangel 72 60 Missouri Valley 69 34

Southeast Mo. St.

Average RPI Win:	287	WON-LOST	WINNING	LAST 10	STRENGTH OF	OPP. STRENGTH	TEAM	ADJ.	CONF.	ADJ CONF.
Average RPI Loss:	169	RECORD	PCT. RANK	GAMES	SCHEDULE	OF SCHEDULE	RPI	RPI	RPI	RPI
DIV. I ONLY	3- 15	314	2- 8	216	300	297	297	27	27	
DIV. I NON-CONF.	1- 10	327	0- 5	178	232	293	293	26	26	

TOTALS	RPI 1-25	RPI 26-50	W-L RECORDS	RPI 51-100	RPI 101-999	RPI 201+				
3- 15	0- 0	0- 1	OVERALL	0- 2	3- 12	3- 6				
1- 5	0- 0	0- 0	HOME	0- 0	1- 5	1- 3				
2- 9	0- 0	0- 1	AWAY	0- 2	2- 6	2- 3				
0- 1	0- 0	0- 0	NEUTRAL	0- 0	0- 1	0- 0				
1- 10	0- 0	0- 1	NON-CONFERENCE	0- 1	1- 8	1- 4				
0- 3	0- 0	0- 0	HOME	0- 0	0- 3	0- 2				
1- 6	0- 0	0- 1	AWAY	0- 1	1- 4	1- 2				
0- 1	0- 0	0- 0	NEUTRAL	0- 0	0- 1	0- 0				
2- 5	0- 0	0- 0	CONFERENCE	0- 1	2- 4	2- 2				
1- 2	0- 0	0- 0	HOME	0- 0	1- 2	1- 1				
1- 3	0- 0	0- 0	AWAY	0- 1	1- 2	1- 1				
0- 0	0- 0	0- 0	NEUTRAL	0- 0	0- 0	0- 0				

RPI	S	Opponent	Score	RPI	S	Opponent	Score	RPI	S	Opponent	Score	RPI	S	Opponent	Score
43	A	LSU	56 84	70	A	TCU	62 112	107	A	Auburn	46 80	113	N	Kent St.	60 81
				95	A	Central Ark.	47 63	117	H	Louisiana	56 68	135	A	SFA	67 79
								141	A	Cincinnati	43 82	152	H	Lamar University	58 75
								211	A	Bethune-Cookman	60 58	221	A	Akron	54 66
								229	A	Abilene Christian	80 86	254	A	Grambling	52 61
								279	H	Alcorn	77 84	282	H	Alabama A&M	74 76
								294	H	McNeese	65 77	316	H	Northwestern St.	71 65
								335	A	Houston Baptist	76 61				
LAST 12 Division I GAMES:															
316	H	Northwestern St.	71 65	135	A	SFA	67 79	282	H	Alabama A&M	74 76	107	A	Auburn	46 80
335	A	Houston Baptist	76 61	279	H	Alcorn	77 84	229	A	Abilene Christian	80 86	254	A	Grambling	52 61
294	H	McNeese	65 77	282	H	Alabama A&M	74 76	316	H	Northwestern St.	71 65	335	A	Houston Baptist	76 61
152	H	Lamar University	58 75	107	A	Auburn	46 80								
229	A	Abilene Christian	80 86	117	H	Louisiana	56 68								
95	A	Central Ark.	47 63	70	A	TCU	62 112								
				254	A	Grambling	52 61								

Non-Div I Games:

Southeastern La.

Average RPI	Win:	183	WON-LOST	WINNING	LAST 10	STRENGTH OF	OPP. STRENGTH	TEAM	ADJ.	CONF.	ADJ CONF.
Average RPI	Loss:	19	RECORD	PCT. RANK	GAMES	SCHEDULE	OF SCHEDULE	RPI	RPI	RPI	RPI
DIV. I ONLY		13- 5		58	5- 5	59	63	44	44	3	3
DIV. I NON-CONF.		10- 1		16	4- 1	230	194	53	53	3	3

TOTALS	RPI 1-25		RPI 26-50		W-L RECORDS	RPI 51-100		RPI 101-999		RPI 201+	
13- 5	0- 5		1- 0		OVERALL	2- 0		10- 0		6- 0	
3- 3	0- 3		0- 0		HOME	1- 0		2- 0		2- 0	
7- 2	0- 2		0- 0		AWAY	1- 0		6- 0		4- 0	
3- 0	0- 0		1- 0		NEUTRAL	0- 0		2- 0		0- 0	
10- 1	0- 1		1- 0		NON-CONFERENCE	0- 0		9- 0		6- 0	
2- 1	0- 1		0- 0		HOME	0- 0		2- 0		2- 0	
5- 0	0- 0		0- 0		AWAY	0- 0		5- 0		4- 0	
3- 0	0- 0		1- 0		NEUTRAL	0- 0		2- 0		0- 0	
3- 4	0- 4		0- 0		CONFERENCE	2- 0		1- 0		0- 0	
1- 2	0- 2		0- 0		HOME	1- 0		0- 0		0- 0	
2- 2	0- 2		0- 0		AWAY	1- 0		1- 0		0- 0	
0- 0	0- 0		0- 0		NEUTRAL	0- 0		0- 0		0- 0	

RPI 1-25				RPI 26-50				RPI 51-100				RPI 101+			
RPI	S	Opponent	Score	RPI	S	Opponent	Score	RPI	S	Opponent	Score	RPI	S	Opponent	Score
7	H	Oregon	66 70	45	N	Purdue	58 46	55	H	Oregon St.	65 61	118	N	Mi ddle Tenn.	72 57
16	H	Texas A&M	74 75					60	A	Utah	58 47	137	A	Col orado	86 51
23	A	Stanford	65 72									167	A	Loyol a Marymount	80 70
23	H	Stanford	55 59									199	N	Mari st	78 57
25	A	Cal i forni a	64 76									223	H	Montana St.	98 47
												227	A	UC Ri versi de	64 46
												238	A	Hawai i	71 60
												265	A	Santa Clara	64 43
												313	A	UTRGV	71 64
												332	H	Long Beach St.	75 60

LAST 12 Division I GAMES:															
23	H	Stanford	55 59	25	A	Cal i forni a	64 76	313	A	UTRGV	71 64	118	N	Mi ddle Tenn.	72 57
60	A	Utah	58 47					16	H	Texas A&M	74 75				
137	A	Col orado	86 51					167	A	Loyol a Marymount	80 70				
55	H	Oregon St.	65 61					238	A	Hawai i	71 60				
7	H	Oregon	66 70												
23	A	Stanford	65 72												

Non-Div I Games:

Southern Cal i forni a

Average RPI Win:	255	WON-LOST	WINNING	LAST 10	STRENGTH OF	OPP. STRENGTH	TEAM	ADJ.	CONF.	ADJ CONF.
Average RPI Loss:	125	RECORD	PCT. RANK	GAMES	SCHEDULE	OF SCHEDULE	RPI	RPI	RPI	RPI
DIV. I ONLY	9- 8	153	5- 5	217	218	172	172	24	24	
DIV. I NON-CONF.	4- 6	214	1- 3	81	201	147	147	22	22	

TOTALS	RPI 1-25	RPI 26-50	W-L RECORDS	RPI 51-100	RPI 101-999	RPI 201+				
9- 8	0- 0	0- 0	OVERALL	0- 4	9- 4	7- 2				
3- 3	0- 0	0- 0	HOME	0- 1	3- 2	2- 0				
6- 3	0- 0	0- 0	AWAY	0- 0	6- 1	5- 1				
0- 2	0- 0	0- 0	NEUTRAL	0- 2	0- 0	0- 0				
4- 6	0- 0	0- 0	NON-CONFERENCE	0- 4	4- 2	3- 1				
1- 2	0- 0	0- 0	HOME	0- 1	1- 1	1- 0				
3- 2	0- 0	0- 0	AWAY	0- 1	3- 1	2- 1				
0- 2	0- 0	0- 0	NEUTRAL	0- 2	0- 0	0- 0				
5- 2	0- 0	0- 0	CONFERENCE	0- 0	5- 2	4- 1				
2- 1	0- 0	0- 0	HOME	0- 0	2- 1	1- 0				
3- 1	0- 0	0- 0	AWAY	0- 0	3- 1	3- 1				
0- 0	0- 0	0- 0	NEUTRAL	0- 0	0- 0	0- 0				

RPI 1-25				RPI 26-50				RPI 51-100				RPI 101+				Team's RPI: 172
RPI	S	Opponent	Score	RPI	S	Opponent	Score	RPI	S	Opponent	Score	RPI	S	Opponent	Score	
								52	H	Western Ky.	49 75	120	H	Drake	64 75	
								56	N	Albany (NY)	57 68	153	H	SIUE	53 57	
								64	N	Miami (FL)	65 75	169	A	Memphis	68 56	
								86	A	UAB	66 76	194	H	UNI	60 53	
												206	A	Southeast Mo. St.	79 74	
												216	A	Bradley	63 62	
												226	A	Morehead St.	81 85	
												244	A	Illinois St.	46 49	
												245	H	UT Martin	84 72	
												292	A	Indiana St.	64 45	
												293	H	Loyola Chicago	62 46	
												330	A	Marshall	64 59	
												347	A	Evansville	74 62	

LAST 12 Division I GAMES:																
				293	H	Loyola Chicago	62 46	347	A	Evansville	74 62					
				244	A	Illinois St.	46 49	64	N	Miami (FL)	65 75					
				216	A	Bradley	63 62	56	N	Albany (NY)	57 68					
				120	H	Drake	64 75	52	H	Western Ky.	49 75					
				194	H	UNI	60 53	330	A	Marshall	64 59					
				292	A	Indiana St.	64 45	226	A	Morehead St.	81 85					

Non-Div I Games: Martin Methodist 60 50

Southern Ill.

Average RPI Win:	232	WON-LOST	WINNING	LAST 10	STRENGTH OF	OPP. STRENGTH	TEAM	ADJ.	CONF.	ADJ CONF.
Average RPI Loss:	97	RECORD	PCT. RANK	GAMES	SCHEDULE	OF SCHEDULE	RPI	RPI	RPI	RPI
DIV. I ONLY	9- 7	138	4- 5	196	125	123	123	18	18	
DIV. I NON-CONF.	6- 5	153	2- 4	294	107	215	215	19	19	

TOTALS	RPI 1-25	RPI 26-50	W-L RECORDS	RPI 51-100	RPI 101-999	RPI 201+				
9- 7	0- 1	0- 0	OVERALL	1- 4	8- 2	5- 0				
6- 1	0- 0	0- 0	HOME	0- 1	6- 0	4- 0				
3- 6	0- 1	0- 0	AWAY	1- 3	2- 2	1- 0				
0- 0	0- 0	0- 0	NEUTRAL	0- 0	0- 0	0- 0				
6- 5	0- 1	0- 0	NON-CONFERENCE	0- 3	6- 1	5- 0				
5- 1	0- 0	0- 0	HOME	0- 1	5- 0	4- 0				
1- 4	0- 1	0- 0	AWAY	0- 2	1- 1	1- 0				
0- 0	0- 0	0- 0	NEUTRAL	0- 0	0- 0	0- 0				
3- 2	0- 0	0- 0	CONFERENCE	1- 1	2- 1	0- 0				
1- 0	0- 0	0- 0	HOME	0- 0	1- 0	0- 0				
2- 2	0- 0	0- 0	AWAY	1- 1	1- 1	0- 0				
0- 0	0- 0	0- 0	NEUTRAL	0- 0	0- 0	0- 0				

RPI 1-25				RPI 26-50				RPI 51-100				RPI 101+				Team's RPI: 123
RPI	S	Opponent	Score	RPI	S	Opponent	Score	RPI	S	Opponent	Score	RPI	S	Opponent	Score	
3	A	Mississippi St.	56 91					52	A	Western Ky.	60 81	110	H	Tulane	66 58	
								58	A	Georgia Tech	44 63	118	A	Middle Tenn.	61 53	
								86	A	UAB	80 63	178	A	Samford	56 61	
								97	H	South Ala.	57 78	191	H	Louisiana Tech	65 50	
								99	A	Ole Miss	59 68	192	A	Charlotte	56 66	
												279	H	Alcorn	72 67	
												308	H	Alabama St.	72 35	
												316	A	Northwestern St.	71 59	
												339	H	Sam Houston St.	58 38	
												344	H	Mississippi Val.	84 69	

LAST 12 Division I GAMES:																
118	A	Middle Tenn.	61 53	178	A	Samford	56 61									
86	A	UAB	80 63	339	H	Sam Houston St.	58 38									
191	H	Louisiana Tech	65 50	99	A	Ole Miss	59 68									
52	A	Western Ky.	60 81	97	H	South Ala.	57 78									
192	A	Charlotte	56 66	316	A	Northwestern St.	71 59									
58	A	Georgia Tech	44 63	308	H	Alabama St.	72 35									

Non-Div I Games: William Carey 82 44 Blue Mountain (MS) 96 46

Southern Miss.

Average RPI Win: 299		WON-LOST	WINNING	LAST 10	STRENGTH OF		OPP. STRENGTH	TEAM	ADJ.	CONF.	ADJ CONF.
Average RPI Loss: 119		RECORD	PCT. RANK	GAMES	SCHEDULE		OF SCHEDULE	RPI	RPI	RPI	RPI
DIV. I ONLY		6- 9	231	6- 4	256		206	214	214	32	32
DIV. I NON-CONF.		0- 8	337	0- 5	32		36	262	262	32	32

TOTALS		RPI 1-25	RPI 26-50		W-L RECORDS		RPI 51-100	RPI 101-999	RPI 201+		
6- 9	0- 1		0- 2		OVERALL		0- 2	6- 4	6- 2		
3- 0	0- 0		0- 0		HOME		0- 0	3- 0	3- 0		
3- 8	0- 1		0- 1		AWAY		0- 2	3- 4	3- 2		
0- 1	0- 0		0- 1		NEUTRAL		0- 0	0- 0	0- 0		
0- 8	0- 1		0- 2		NON-CONFERENCE		0- 2	0- 3	0- 1		
0- 0	0- 0		0- 0		HOME		0- 0	0- 0	0- 0		
0- 7	0- 1		0- 1		AWAY		0- 2	0- 3	0- 1		
0- 1	0- 0		0- 1		NEUTRAL		0- 0	0- 0	0- 0		
6- 1	0- 0		0- 0		CONFERENCE		0- 0	6- 1	6- 1		
3- 0	0- 0		0- 0		HOME		0- 0	3- 0	3- 0		
3- 1	0- 0		0- 0		AWAY		0- 0	3- 1	3- 1		
0- 0	0- 0		0- 0		NEUTRAL		0- 0	0- 0	0- 0		

RPI 1-25				RPI 26-50				RPI 51-100				RPI 101+ Team's RPI: 214			
RPI	S	Opponent	Score	RPI	S	Opponent	Score	RPI	S	Opponent	Score	RPI	S	Opponent	Score
20	A	South Fla.	48 108	37	A	Oklahoma St.	66 94	68	A	Indiana	49 64	107	A	Auburn	47 65
				49	N	Toledo	76 81	97	A	South Ala.	65 69	189	A	Wisconsin	74 77
												211	A	Bethune-Cookman	56 68
												251	A	Texas Southern	67 57
												254	H	Grambling	63 44
												295	A	Prairie View	62 69
												296	H	Jackson St.	86 76
												308	H	Alabama St.	66 58
												341	A	Ark.-Pine Bluff	71 52
												344	A	Mississippi Val.	70 54

LAST 12 Division I GAMES:															
308	H	Alabama St.	66 58	251	A	Texas Southern	67 57								
344	A	Mississippi Val.	70 54	49	N	Toledo	76 81								
341	A	Ark.-Pine Bluff	71 52	20	A	South Fla.	48 108								
296	H	Jackson St.	86 76	211	A	Bethune-Cookman	56 68								
254	H	Grambling	63 44	97	A	South Ala.	65 69								
295	A	Prairie View	62 69	107	A	Auburn	47 65								

Non-Div I Games: Mobile 86 54

Southern U.

Average RPI Win:	253	WON-LOST	WINNING	LAST 10	STRENGTH OF	OPP. STRENGTH	TEAM	ADJ.	CONF.	ADJ CONF.
Average RPI Loss:	192	RECORD	PCT. RANK	GAMES	SCHEDULE	OF SCHEDULE	RPI	RPI	RPI	RPI
DIV. I ONLY	3- 15	314	2- 8	200	327	303	303	19	19	
DIV. I NON-CONF.	1- 10	327	0- 5	189	315	334	334	16	16	

TOTALS	RPI 1-25	RPI 26-50	W-L RECORDS	RPI 51-100	RPI 101-999	RPI 201+				
3- 15	0- 1	0- 1	OVERALL	0- 0	3- 13	2- 8				
2- 5	0- 0	0- 1	HOME	0- 0	2- 4	1- 1				
1- 10	0- 1	0- 0	AWAY	0- 0	1- 9	1- 7				
0- 0	0- 0	0- 0	NEUTRAL	0- 0	0- 0	0- 0				
1- 10	0- 1	0- 1	NON-CONFERENCE	0- 0	1- 8	1- 4				
1- 4	0- 0	0- 1	HOME	0- 0	1- 3	1- 1				
0- 6	0- 1	0- 0	AWAY	0- 0	0- 5	0- 3				
0- 0	0- 0	0- 0	NEUTRAL	0- 0	0- 0	0- 0				
2- 5	0- 0	0- 0	CONFERENCE	0- 0	2- 5	1- 4				
1- 1	0- 0	0- 0	HOME	0- 0	1- 1	0- 0				
1- 4	0- 0	0- 0	AWAY	0- 0	1- 4	1- 4				
0- 0	0- 0	0- 0	NEUTRAL	0- 0	0- 0	0- 0				

RPI 1-25				RPI 26-50				RPI 51-100				RPI 101+ Team's RPI: 303			
RPI	S	Opponent	Score	RPI	S	Opponent	Score	RPI	S	Opponent	Score	RPI	S	Opponent	Score
7	A	Oregon	38 98	50	H	UC Davis	59 85					119	A	BYU	67 75
												144	H	Idaho St.	76 70
												148	H	Weber St.	64 77
												165	H	Binghamton	66 72
												174	A	San Diego	59 72
												190	H	UC Irvine	64 71
												207	A	Eastern Wash.	41 58
												215	A	Idaho	51 74
												223	A	Montana St.	71 91
												248	A	Montana	71 81
												262	H	CSU Bakersfield	45 46
												281	A	Grand Canyon	54 59
												283	A	Arizona	74 76
												290	H	Utah St.	70 67
												302	A	Utah Valley	61 69
												324	A	Northern Ari z.	60 57

LAST 12 Division I GAMES:															
207	A	Eastern Wash.	41 58	223	A	Montana St.	71 91								
215	A	Idaho	51 74	283	A	Arizona	74 76								
324	A	Northern Ari z.	60 57	281	A	Grand Canyon	54 59								
148	H	Weber St.	64 77	7	A	Oregon	38 98								
144	H	Idaho St.	76 70	190	H	UC Irvine	64 71								
248	A	Montana	71 81	302	A	Utah Valley	61 69								

Non-Div I Games:

Southern Utah

Average RPI Win:	229	WON-LOST	WINNING	LAST 10	STRENGTH OF	OPP. STRENGTH	TEAM	ADJ.	CONF.	ADJ CONF.
Average RPI Loss:	130	RECORD	PCT. RANK	GAMES	SCHEDULE	OF SCHEDULE	RPI	RPI	RPI	RPI
DIV. I ONLY	7- 13	256	2- 8	140	208	234	234	13	13	
DIV. I NON-CONF.	5- 8	220	1- 4	71	263	180	180	11	11	

TOTALS	RPI 1-25	RPI 26-50	W-L RECORDS	RPI 51-100	RPI 101-999	RPI 201+				
7- 13	0- 1	0- 1	OVERALL	1- 4	6- 7	3- 2				
5- 5	0- 1	0- 1	HOME	1- 1	4- 2	2- 0				
1- 8	0- 0	0- 0	AWAY	0- 3	1- 5	0- 2				
1- 0	0- 0	0- 0	NEUTRAL	0- 0	1- 0	1- 0				
5- 8	0- 1	0- 1	NON-CONFERENCE	1- 3	4- 3	1- 1				
3- 3	0- 1	0- 1	HOME	1- 1	2- 0	0- 0				
1- 5	0- 0	0- 0	AWAY	0- 2	1- 3	0- 1				
1- 0	0- 0	0- 0	NEUTRAL	0- 0	1- 0	1- 0				
2- 5	0- 0	0- 0	CONFERENCE	0- 1	2- 4	2- 1				
2- 2	0- 0	0- 0	HOME	0- 0	2- 2	2- 0				
0- 3	0- 0	0- 0	AWAY	0- 1	0- 2	0- 1				
0- 0	0- 0	0- 0	NEUTRAL	0- 0	0- 0	0- 0				

RPI 1-25				RPI 26-50				RPI 51-100				RPI 101+ Team's RPI: 234			
RPI	S	Opponent	Score	RPI	S	Opponent	Score	RPI	S	Opponent	Score	RPI	S	Opponent	Score
22	H	Buffalo	59 76	49	H	Toledo	39 58	56	A	Albany (NY)	52 69	116	A	Saint Louis	55 78
								62	A	Dayton	59 80	145	H	Davison	68 75
								78	H	Penn St.	65 62	156	H	Saint Joseph's	64 70
								81	A	Navy	48 86	182	A	Bucknell	59 48
								100	H	Delaware	52 53	193	H	Eastern Mich.	70 51
												196	A	Siena	62 70
												197	H	Niagara	76 58
												200	A	Hofstra	68 71
												205	A	La Salle	63 66
												299	H	Massachusetts	69 59
												301	A	Canisius	69 71
												320	H	Rhode Island	81 70
												336	N	UMBC	63 54

LAST 12 Division I GAMES:															
145	H	Davison	68 75	116	A	Saint Louis	55 78	200	A	Hofstra	68 71				
320	H	Rhode Island	81 70	56	A	Albany (NY)	52 69								
205	A	La Salle	63 66	22	H	Buffalo	59 76								
62	A	Dayton	59 80	78	H	Penn St.	65 62								
299	H	Massachusetts	69 59	49	H	Toledo	39 58								
156	H	Saint Joseph's	64 70												

Non-Div I Games:

St. Bonaventure

Average RPI Win:	284	WON-LOST	WINNING	LAST 10	STRENGTH OF	OPP. STRENGTH	TEAM	ADJ.	CONF.	ADJ CONF.
Average RPI Loss:	178	RECORD	PCT. RANK	GAMES	SCHEDULE	OF SCHEDULE	RPI	RPI	RPI	RPI
DIV. I ONLY	7- 10	224	5- 5	318	244	270	270	28	28	
DIV. I NON-CONF.	4- 7	226	3- 3	307	223	278	278	28	28	

TOTALS	RPI 1-25	RPI 26-50	W-L RECORDS	RPI 51-100	RPI 101-999	RPI 201+				
7- 10	0- 0	0- 1	OVERALL	0- 0	7- 9	6- 4				
5- 1	0- 0	0- 0	HOME	0- 0	5- 1	4- 1				
2- 8	0- 0	0- 1	AWAY	0- 0	2- 7	2- 3				
0- 1	0- 0	0- 0	NEUTRAL	0- 0	0- 1	0- 0				
4- 7	0- 0	0- 1	NON-CONFERENCE	0- 0	4- 6	3- 3				
3- 1	0- 0	0- 0	HOME	0- 0	3- 1	2- 1				
1- 5	0- 0	0- 1	AWAY	0- 0	1- 4	1- 2				
0- 1	0- 0	0- 0	NEUTRAL	0- 0	0- 1	0- 0				
3- 3	0- 0	0- 0	CONFERENCE	0- 0	3- 3	3- 1				
2- 0	0- 0	0- 0	HOME	0- 0	2- 0	2- 0				
1- 3	0- 0	0- 0	AWAY	0- 0	1- 3	1- 1				
0- 0	0- 0	0- 0	NEUTRAL	0- 0	0- 0	0- 0				

RPI 1-25				RPI 26-50				RPI 51-100				RPI 101+ Team's RPI: 270			
RPI	S	Opponent	Score	RPI	S	Opponent	Score	RPI	S	Opponent	Score	RPI	S	Opponent	Score
				31	A	St. John's (NY)	49 73					103	A	Seton Hall	50 84
												149	A	Saint Francis (PA)	75 90
												157	A	Robert Morris	36 59
												188	N	Norfolk St.	51 52
												198	H	Army West Point	73 52
												201	A	Fla. Atlantic	60 80
												226	H	Morehead St.	59 73
												228	A	Howard	69 72
												233	A	Manhattan	54 57
												236	H	Loyola Maryland	64 47
												261	H	Mt. St. Mary's	82 73
												263	A	LIU Brooklyn	59 61
												309	A	Central Conn. St.	78 70
												317	H	Wagner	80 76
												331	H	Iona	72 63
												338	A	Saint Peter's	64 49

LAST 12 Division I GAMES:															
				309	A	Central Conn. St.	78 70					226	H	Morehead St.	59 73
				317	H	Wagner	80 76					331	H	Iona	72 63
				261	H	Mt. St. Mary's	82 73					228	A	Howard	69 72
				157	A	Robert Morris	36 59					236	H	Loyola Maryland	64 47
				149	A	Saint Francis (PA)	75 90					103	A	Seton Hall	50 84
				263	A	LIU Brooklyn	59 61					338	A	Saint Peter's	64 49

Non-Div I Games:

St. Francis Brooklyn

Average RPI	Win:	104	WON-LOST	WINNING	LAST 10	STRENGTH OF	OPP. STRENGTH	TEAM	ADJ.	CONF.	ADJ CONF.
Average RPI	Loss:	52	RECORD	PCT. RANK	GAMES	SCHEDULE	OF SCHEDULE	RPI	RPI	RPI	RPI
DIV. I ONLY		12- 7		95	0- 1	10	33	31	31	6	6
DIV. I NON-CONF.		7- 4		102	0- 1	4	59	25	25	5	5

TOTALS	RPI 1-25		RPI 26-50		W-L RECORDS	RPI 51-100		RPI 101-999		RPI 201+	
12- 7	1- 3		0- 2		OVERALL	6- 1		5- 1		1- 0	
7- 3	1- 1		0- 0		HOME	2- 1		4- 1		1- 0	
4- 2	0- 0		0- 2		AWAY	3- 0		1- 0		0- 0	
1- 2	0- 2		0- 0		NEUTRAL	1- 0		0- 0		0- 0	
7- 4	0- 3		0- 0		NON-CONFERENCE	4- 1		3- 0		1- 0	
4- 2	0- 1		0- 0		HOME	1- 1		3- 0		1- 0	
2- 0	0- 0		0- 0		AWAY	2- 0		0- 0		0- 0	
1- 2	0- 2		0- 0		NEUTRAL	1- 0		0- 0		0- 0	
5- 3	1- 0		0- 2		CONFERENCE	2- 0		2- 1		0- 0	
3- 1	1- 0		0- 0		HOME	1- 0		1- 1		0- 0	
2- 2	0- 0		0- 2		AWAY	1- 0		1- 0		0- 0	
0- 0	0- 0		0- 0		NEUTRAL	0- 0		0- 0		0- 0	

RPI 1-25				RPI 26-50				Team's RPI: 31	RPI 51-100				RPI 101+			
RPI	S	Opponent	Score	RPI	S	Opponent	Score		RPI	S	Opponent	Score	RPI	S	Opponent	Score
17	H	Villanova	70 64	27	A	Marquette	72 74		56	A	Albany (NY)	71 66	115	H	Kansas	65 53
18	N	South Carolina	58 76	28	A	DePaul	67 76		61	H	Creighton	72 65	134	H	William & Mary	92 81
20	N	South Fla.	59 68						64	A	Miami (FL)	74 64	139	H	Georgetown	64 41
22	H	Buffalo	72 73						76	H	Fordham	64 67	143	A	Xavier	67 63
									77	A	Butler	73 55	176	H	Providence	44 49
									85	H	James Madison	81 64	270	H	St. Francis Brooklyn	73 49
									91	N	Western Mich.	76 48				

LAST 12 Division I GAMES:																
20	N	South Fla.	59 68	176	H	Providence	44 49		28	A	DePaul	67 76				
17	H	Villanova	70 64	27	A	Marquette	72 74		22	H	Buffalo	72 73				
139	H	Georgetown	64 41	115	H	Kansas	65 53		76	H	Fordham	64 67				
77	A	Butler	73 55													
143	A	Xavier	67 63													
61	H	Creighton	72 65													

Non-Div I Games:

St. John's (NY)

Average RPI Win: 127

Average RPI Loss: 26

WON-LOST
RECORDWINNING
PCT. RANKLAST 10
GAMESSTRENGTH OF
SCHEDULEOPP. STRENGTH
OF SCHEDULETEAM
RPIADJ.
RPICONF.
RPIADJ CONF.
RPIDIV. I ONLY
DIV. I NON-CONF.12- 7
6- 695
1707- 3
2- 37
68
1423
4123
413
33
3

TOTALS

RPI 1-25

RPI 26-50

W-L RECORDS

RPI 51-100

RPI 101-999

RPI 201+

12- 7 1- 5

7- 2 1- 1

3- 3 0- 2

2- 2 0- 2

6- 6 0- 5

3- 2 0- 1

1- 2 0- 2

2- 2 0- 2

6- 1 1- 0

4- 0 1- 0

2- 1 0- 0

0- 0 0- 0

2- 1

1- 0

1- 1

0- 0

0- 0

0- 0

0- 0

0- 0

2- 1

1- 0

1- 1

0- 0

OVERALL

HOME

AWAY

NEUTRAL

NON-CONFERENCE

HOME

AWAY

NEUTRAL

CONFERENCE

HOME

AWAY

NEUTRAL

2- 0

1- 0

0- 0

1- 0

1- 0

0- 0

0- 0

1- 0

1- 0

1- 0

0- 0

0- 0

7- 1

4- 1

2- 0

1- 0

5- 1

3- 1

1- 0

1- 0

2- 0

1- 0

1- 0

0- 0

3- 0

2- 0

1- 0

0- 0

2- 0

2- 0

0- 0

0- 0

1- 0

0- 0

1- 0

0- 0

RPI	S	Opponent	Score
1	N	UConn	53 78
6	A	Ohio St.	64 85
6	N	Ohio St.	82 94
8	H	Tennessee	71 83
9	H	UCLA	76 65
14	A	Bayl or	57 81

RPI	S	Opponent	Score
33	A	Arizona St.	66 73
44	A	Southern Cal i forn i a	59 55
44	H	Southern Cal i forn i a	72 65

RPI	S	Opponent	Score
51	H	Washington St.	70 57
74	N	Bel mont	74 53

RPI	S	Opponent	Score
102	H	UNLV	74 33
111	H	Western Ill.	64 71
113	N	Kent St.	79 54
140	H	Washi ngton	71 45
175	A	San Franci sco	86 66
227	H	UC Ri versi de	53 43
262	H	CSU Bakersfi el d	57 34
283	A	Ari zona	61 46

LAST 12 Di v i s i o n I GAMES:

44	A	Southern Cal i forn i a	59 55	9	H	UCLA	76 65
140	H	Washington	71 45	8	H	Tennessee	71 83
51	H	Washington St.	70 57	111	H	Western Ill.	64 71
33	A	Ari zona St.	66 73	102	H	UNLV	74 33
283	A	Ari zona	61 46	14	A	Bayl or	57 81
44	H	Southern Cal i forn i a	72 65	175	A	San Franci sco	86 66

Non-Di v I Games:

Stanford

■ Loss,
 ■ Non-Conf,
 ■ S Site,
 ■ Home
 ■ A Away
 N Neutral

Average RPI Win:	231	WON-LOST	WINNING	LAST 10	STRENGTH OF	OPP. STRENGTH	TEAM	ADJ.	CONF.	ADJ CONF.
Average RPI Loss:	91	RECORD	PCT. RANK	GAMES	SCHEDULE	OF SCHEDULE	RPI	RPI	RPI	RPI
DIV. I ONLY	10- 8	140	6- 4	178	131	154	154	22	22	
DIV. I NON-CONF.	7- 7	170	4- 3	126	90	148	148	21	21	

TOTALS	RPI 1-25	RPI 26-50	W-L RECORDS	RPI 51-100	RPI 101-999	RPI 201+				
10- 8	0- 2	0- 1	OVERALL	1- 2	9- 3	6- 1				
6- 1	0- 0	0- 0	HOME	1- 0	5- 1	4- 0				
2- 3	0- 2	0- 1	AWAY	0- 0	2- 0	1- 0				
2- 4	0- 0	0- 0	NEUTRAL	0- 2	2- 2	1- 1				
7- 7	0- 2	0- 0	NON-CONFERENCE	1- 2	6- 3	3- 1				
4- 1	0- 0	0- 0	HOME	1- 0	3- 1	2- 0				
1- 2	0- 2	0- 0	AWAY	0- 0	1- 0	0- 0				
2- 4	0- 0	0- 0	NEUTRAL	0- 2	2- 2	1- 1				
3- 1	0- 0	0- 1	CONFERENCE	0- 0	3- 0	3- 0				
2- 0	0- 0	0- 0	HOME	0- 0	2- 0	2- 0				
1- 1	0- 0	0- 1	AWAY	0- 0	1- 0	1- 0				
0- 0	0- 0	0- 0	NEUTRAL	0- 0	0- 0	0- 0				

RPI 1-25				RPI 26-50				RPI 51-100				RPI 101+ Team's RPI: 154			
RPI	S	Opponent	Score	RPI	S	Opponent	Score	RPI	S	Opponent	Score	RPI	S	Opponent	Score
5	A	Florida St.	39 84	40	A	FGCU	40 80	52	N	Western Ky.	58 66	108	H	High Point	64 69
10	A	Texas	59 95					90	N	Wright St.	59 64	153	A	SIUE	65 61
								94	H	Chattanooga	78 67	163	H	Texas St.	61 54
												176	N	Providence	45 56
												195	N	Florida	85 71
												222	H	Richmond	72 67
												247	N	UMKC	50 67
												256	H	Northern Ky.	67 56
												257	A	Lipscomb	59 55
												307	H	USC Upstate	62 61
												319	N	Delaware St.	58 43
												342	H	NJIT	73 55
LAST 12 Division I GAMES:															
257	A	Lipscomb	59 55	163	H	Texas St.	61 54	222	H	Richmond	72 67				
342	H	NJIT	73 55	52	N	Western Ky.	58 66								
307	H	USC Upstate	62 61	5	A	Florida St.	39 84								
40	A	FGCU	40 80	153	A	SIUE	65 61								
319	N	Delaware St.	58 43	256	H	Northern Ky.	67 56								
247	N	UMKC	50 67												

Non-Div I Games: Thomas (GA) 92 41 Webber Int'l 67 30

Stetson

Average RPI Win:	278	WON-LOST	WINNING	LAST 10	STRENGTH OF	OPP. STRENGTH	TEAM	ADJ.	CONF.	ADJ CONF.
Average RPI Loss:	115	RECORD	PCT. RANK	GAMES	SCHEDULE	OF SCHEDULE	RPI	RPI	RPI	RPI
DIV. I ONLY	9- 8	153	5- 5	292	215	218	218	20	20	
DIV. I NON-CONF.	7- 5	132	3- 4	337	255	234	234	24	24	

TOTALS	RPI 1-25	RPI 26-50	W-L RECORDS	RPI 51-100	RPI 101-999	RPI 201+				
9- 8	0- 1	0- 0	OVERALL	0- 3	9- 4	7- 1				
5- 3	0- 0	0- 0	HOME	0- 1	5- 2	5- 0				
4- 5	0- 1	0- 0	AWAY	0- 2	4- 2	2- 1				
0- 0	0- 0	0- 0	NEUTRAL	0- 0	0- 0	0- 0				
7- 5	0- 1	0- 0	NON-CONFERENCE	0- 1	7- 3	6- 1				
4- 1	0- 0	0- 0	HOME	0- 0	4- 1	4- 0				
3- 4	0- 1	0- 0	AWAY	0- 1	3- 2	2- 1				
0- 0	0- 0	0- 0	NEUTRAL	0- 0	0- 0	0- 0				
2- 3	0- 0	0- 0	CONFERENCE	0- 2	2- 1	1- 0				
1- 2	0- 0	0- 0	HOME	0- 1	1- 1	1- 0				
1- 1	0- 0	0- 0	AWAY	0- 1	1- 0	0- 0				
0- 0	0- 0	0- 0	NEUTRAL	0- 0	0- 0	0- 0				

RPI 1-25				RPI 26-50				RPI 51-100				RPI 101+ Team's RPI: 218			
RPI	S	Opponent	Score	RPI	S	Opponent	Score	RPI	S	Opponent	Score	RPI	S	Opponent	Score
24	A	Syracuse	70 81					56	H	Albany (NY)	68 72	112	H	Hartford	68 75
								83	A	Maine	56 64	121	H	Yale	71 77
								89	A	Harvard	53 60	165	A	Binghamton	67 59
												170	A	Northwestern	36 68
												200	A	Hofstra	73 49
												233	H	Manhattan	74 59
												267	A	Cornell	40 48
												291	A	Fairleigh Dickinson	56 51
												309	H	Central Conn. St.	60 55
												317	H	Wagner	69 50
												318	H	Vermont	80 57
												331	H	Iona	63 46
												334	A	Ga. Southern	68 49

LAST 12 Division I GAMES:															
165	A	Binghamton	67 59	334	A	Ga. Southern	68 49								
318	H	Vermont	80 57	309	H	Central Conn. St.	60 55								
56	H	Albany (NY)	68 72	331	H	Iona	63 46								
112	H	Hartford	68 75	170	A	Northwestern	36 68								
83	A	Maine	56 64	121	H	Yale	71 77								
89	A	Harvard	53 60	24	A	Syracuse	70 81								

Non-Div I Games: Farmingdale St. 76 25

Stony Brook

Average RPI Win:	161	WON-LOST	WINNING	LAST 10	STRENGTH OF	OPP. STRENGTH	TEAM	ADJ.	CONF.	ADJ CONF.
Average RPI Loss:	26	RECORD	PCT. RANK	GAMES	SCHEDULE	OF SCHEDULE	RPI	RPI	RPI	RPI
DIV. I ONLY	14- 5	55	5- 5	34	23	24	24	1	1	
DIV. I NON-CONF.	12- 1	6	5- 1	157	86	31	31	1	1	

TOTALS	RPI 1-25	RPI 26-50	W-L RECORDS	RPI 51-100	RPI 101-999	RPI 201+				
14- 5	1- 3	0- 1	OVERALL	3- 1	10- 0	5- 0				
9- 0	1- 0	0- 0	HOME	2- 0	6- 0	4- 0				
2- 4	0- 2	0- 1	AWAY	1- 1	1- 0	0- 0				
3- 1	0- 1	0- 0	NEUTRAL	0- 0	3- 0	1- 0				
12- 1	0- 1	0- 0	NON-CONFERENCE	2- 0	10- 0	5- 0				
7- 0	0- 0	0- 0	HOME	1- 0	6- 0	4- 0				
2- 0	0- 0	0- 0	AWAY	1- 0	1- 0	0- 0				
3- 1	0- 1	0- 0	NEUTRAL	0- 0	3- 0	1- 0				
2- 4	1- 2	0- 1	CONFERENCE	1- 1	0- 0	0- 0				
2- 0	1- 0	0- 0	HOME	1- 0	0- 0	0- 0				
0- 4	0- 2	0- 1	AWAY	0- 1	0- 0	0- 0				
0- 0	0- 0	0- 0	NEUTRAL	0- 0	0- 0	0- 0				

RPI	S	Opponent	Score
2	A	Notre Dame	72 87
3	N	Mississippi St.	65 76
5	H	Florida St.	76 69
19	A	NC State	56 60

RPI	S	Opponent	Score
41	A	Virginia	63 68

RPI	S	Opponent	Score
57	H	Drexel	72 62
58	H	Georgia Tech	88 77
64	A	Miami (FL)	67 72
92	A	George Washington	74 62

RPI	S	Opponent	Score
102	A	UNLV	69 55
112	H	Hartford	75 63
126	N	Vanderbilt	84 78
170	H	Northwestern	81 74
189	N	Wisconsin	77 74
218	H	Stony Brook	81 70
258	H	Colgate	79 39
273	N	Coastal Caro.	69 57
276	H	Morgan St.	95 68
312	H	UMES	68 45

LAST 12 Division I GAMES:

64	A	Miami (FL)	67	72	102	A	UNLV	69	55
19	A	NC State	56	60	3	N	Mississippi St.	65	76
5	H	Florida St.	76	69	273	N	Coastal Caro.	69	57
58	H	Georgia Tech	88	77	57	H	Drexel	72	62
41	A	Virginia	63	68	258	H	Colgate	79	39
2	A	Notre Dame	72	87	218	H	Stony Brook	81	70

Non-Div I Games:

Syracuse

Average RPI Win:	176	WON-LOST	WINNING	LAST 10	STRENGTH OF	OPP. STRENGTH	TEAM	ADJ.	CONF.	ADJ CONF.
Average RPI Loss:	64	RECORD	PCT. RANK	GAMES	SCHEDULE	OF SCHEDULE	RPI	RPI	RPI	RPI
DIV. I ONLY	13- 5	58	7- 3	96	59	70	70	5	5	
DIV. I NON-CONF.	9- 2	34	4- 1	240	148	82	82	6	6	

TOTALS	RPI 1-25	RPI 26-50	W-L RECORDS	RPI 51-100	RPI 101-999	RPI 201+				
13- 5	1- 1	1- 2	OVERALL	1- 0	10- 2	6- 0				
9- 2	1- 0	0- 1	HOME	1- 0	7- 1	3- 0				
2- 3	0- 1	1- 1	AWAY	0- 0	1- 1	1- 0				
2- 0	0- 0	0- 0	NEUTRAL	0- 0	2- 0	2- 0				
9- 2	0- 1	0- 0	NON-CONFERENCE	1- 0	8- 1	5- 0				
6- 1	0- 0	0- 0	HOME	1- 0	5- 1	2- 0				
1- 1	0- 1	0- 0	AWAY	0- 0	1- 0	1- 0				
2- 0	0- 0	0- 0	NEUTRAL	0- 0	2- 0	2- 0				
4- 3	1- 0	1- 2	CONFERENCE	0- 0	2- 1	1- 0				
3- 1	1- 0	0- 1	HOME	0- 0	2- 0	1- 0				
1- 2	0- 0	1- 1	AWAY	0- 0	0- 1	0- 0				
0- 0	0- 0	0- 0	NEUTRAL	0- 0	0- 0	0- 0				

RPI 1-25				RPI 26-50				RPI 51-100 Team's RPI: 70				RPI 101+			
RPI	S	Opponent	Score	RPI	S	Opponent	Score	RPI	S	Opponent	Score	RPI	S	Opponent	Score
10	H	Texas	79 77	34	A	West Vi rgi ni a	76 74	72	H	Al abama	88 67	115	A	Kansas	77 86
16	A	Texas A&M	58 71	34	H	West Vi rgi ni a	82 87					115	H	Kansas	76 66
				35	A	Okl ahoma	71 84					121	H	Yale	72 82
												162	H	Hampton	90 68
												163	H	Texas St.	82 58
												183	H	Oral Roberts	72 58
												212	A	SMU	64 58
												215	N	Idaho	86 76
												232	H	Texas Tech	93 72
												283	N	Arizona	68 59
												297	H	Southeastern La.	112 62
												316	H	Northwestern St.	89 51

LAST 12 Division I GAMES:															
115	H	Kansas	76 66	34	H	West Vi rgi ni a	82 87	162	H	Hampton	90 68				
34	A	West Vi rgi ni a	76 74					316	H	Northwestern St.	89 51				
10	H	Texas	79 77					297	H	Southeastern La.	112 62				
232	H	Texas Tech	93 72					16	A	Texas A&M	58 71				
35	A	Okl ahoma	71 84					72	H	Al abama	88 67				
115	A	Kansas	77 86												

Non-Div I Games:

TCU

Average RPI Win: 221

Average RPI Loss: 51

WON-LOST
RECORDWINNING
PCT. RANKLAST 10
GAMESSTRENGTH OF
SCHEDULEOPP. STRENGTH
OF SCHEDULETEAM
RPIADJ.
RPICONF.
RPIADJ CONF.
RPIDIV. I ONLY
DIV. I NON-CONF.9- 8
8- 4153
874- 6
4- 3137
22447
56171
159171
1598
78
7

TOTALS

RPI 1-25

RPI 26-50

W-L RECORDS

RPI 51-100

RPI 101-999

RPI 201+

9- 8
7- 6
2- 2
0- 00- 4
0- 4
0- 0
0- 00- 1
0- 1
0- 0
0- 0OVERALL
HOME
AWAY
NEUTRAL1- 2
1- 1
0- 0
0- 08- 1
6- 0
2- 0
0- 05- 0
3- 0
2- 0
0- 08- 4
6- 4
2- 0
0- 00- 3
0- 3
0- 0
0- 00- 0
0- 0
0- 0
0- 0NON-CONFERENCE
HOME
AWAY
NEUTRAL1- 1
1- 1
0- 0
0- 07- 0
5- 0
2- 0
0- 04- 0
2- 0
2- 0
0- 01- 4
1- 2
0- 2
0- 00- 1
0- 1
0- 0
0- 00- 1
0- 1
0- 0
0- 0CONFERENCE
HOME
AWAY
NEUTRAL0- 1
0- 0
0- 1
0- 01- 1
1- 0
0- 1
0- 01- 0
1- 0
0- 0
0- 0

RPI 1-25

RPI 26-50

RPI 51-100

RPI 101+

Team's RPI: 171

RPI	S	Opponent	Score
11	H	Rutgers	67 84
17	H	Villanova	65 69
18	H	South Carolina	60 87
20	H	South Fla.	73 89

RPI	S	Opponent	Score
48	H	Houston	75 99

RPI	S	Opponent	Score
54	A	UCF	46 76
89	H	Harvard	86 64
99	H	Ole Miss	48 64

RPI	S	Opponent	Score
141	A	Cincinnati	72 80
156	H	Saint Joseph's	69 66
162	H	Hampton	65 56
199	H	Marist	83 77
205	A	La Salle	69 52
212	H	SMU	55 52
317	H	Wagner	70 36
319	H	Delaware St.	96 72
331	A	Iona	59 54

LAST 12 Division I GAMES:

48	H	Houston	75 99	199	H	Marist	83 77
141	A	Cincinnati	72 80	17	H	Villanova	65 69
20	H	South Fla.	73 89	162	H	Hampton	65 56
212	H	SMU	55 52	89	H	Harvard	86 64
54	A	UCF	46 76	156	H	Saint Joseph's	69 66
18	H	South Carolina	60 87	99	H	Ole Miss	48 64

Temple

Temple

Non-Div I Games:

Temple

Average RPI Win:	120	WON-LOST	WINNING	LAST 10	STRENGTH OF	OPP. STRENGTH	TEAM	ADJ.	CONF.	ADJ CONF.
Average RPI Loss:	9	RECORD	PCT. RANK	GAMES	SCHEDULE	OF SCHEDULE	RPI	RPI	RPI	RPI
DIV. I ONLY	16- 2	9	8- 2	31	12	8	8	2	2	
DIV. I NON-CONF.	12- 1	6	6- 1	38	28	5	5	2	2	

TOTALS	RPI 1-25	RPI 26-50	W-L RECORDS	RPI 51-100	RPI 101-999	RPI 201+				
16- 2	3- 2	2- 0	OVERALL	3- 0	8- 0	3- 0				
9- 0	1- 0	0- 0	HOME	2- 0	6- 0	2- 0				
4- 2	2- 2	0- 0	AWAY	0- 0	2- 0	1- 0				
3- 0	0- 0	2- 0	NEUTRAL	1- 0	0- 0	0- 0				
12- 1	2- 1	2- 0	NON-CONFERENCE	3- 0	5- 0	3- 0				
7- 0	1- 0	0- 0	HOME	2- 0	4- 0	2- 0				
2- 1	1- 1	0- 0	AWAY	0- 0	1- 0	1- 0				
3- 0	0- 0	2- 0	NEUTRAL	1- 0	0- 0	0- 0				
4- 1	1- 1	0- 0	CONFERENCE	0- 0	3- 0	0- 0				
2- 0	0- 0	0- 0	HOME	0- 0	2- 0	0- 0				
2- 1	1- 1	0- 0	AWAY	0- 0	1- 0	0- 0				
0- 0	0- 0	0- 0	NEUTRAL	0- 0	0- 0	0- 0				

RPI	S	Opponent	Score	RPI	S	Opponent	Score	RPI	S	Opponent	Score	RPI	S	Opponent	Score
2	A	Notre Dame	70 84	27	N	Marquette	101 99	85	H	James Madi son	89 60	106	A	Kentucky	63 49
10	H	Texas	82 75	37	N	Oklahoma St.	79 69	95	H	Central Ark.	77 34	107	H	Auburn	70 59
16	A	Texas A&M	76 79					98	N	South Dakota	69 49	126	H	Vanderbi l t	86 73
18	A	South Carolina	86 70									127	H	ETSU	87 49
23	A	Stanford	83 71									177	H	Wi chi ta St.	68 56
												243	H	Troy	131 69
												308	H	Al abama St.	104 51
												332	A	Long Beach St.	90 61

LAST 12 Division I GAMES:															
2	A	Notre Dame	70 84	23	A	Stanford	83 71								
18	A	South Carolina	86 70	332	A	Long Beach St.	90 61								
16	A	Texas A&M	76 79	10	H	Texas	82 75								
126	H	Vanderbi l t	86 73	243	H	Troy	131 69								
107	H	Auburn	70 59	308	H	Al abama St.	104 51								
106	A	Kentucky	63 49	95	H	Central Ark.	77 34								

Non-Div I Games:

Tennessee

Average RPI Win:	291	WON-LOST	WINNING	LAST 10	STRENGTH OF	OPP. STRENGTH	TEAM	ADJ.	CONF.	ADJ CONF.
Average RPI Loss:	206	RECORD	PCT. RANK	GAMES	SCHEDULE	OF SCHEDULE	RPI	RPI	RPI	RPI
DIV. I ONLY	2- 14	321	2- 8	304	274	345	345	26	26	
DIV. I NON-CONF.	1- 7	310	1- 2	195	276	329	329	27	27	

TOTALS	RPI 1-25	RPI 26-50	W-L RECORDS	RPI 51-100	RPI 101-999	RPI 201+				
2- 14	0- 1	0- 1	OVERALL	0- 0	2- 12	2- 9				
2- 7	0- 0	0- 1	HOME	0- 0	2- 6	2- 5				
0- 7	0- 1	0- 0	AWAY	0- 0	0- 6	0- 4				
0- 0	0- 0	0- 0	NEUTRAL	0- 0	0- 0	0- 0				
1- 7	0- 1	0- 1	NON-CONFERENCE	0- 0	1- 5	1- 4				
1- 4	0- 0	0- 1	HOME	0- 0	1- 3	1- 3				
0- 3	0- 1	0- 0	AWAY	0- 0	0- 2	0- 1				
0- 0	0- 0	0- 0	NEUTRAL	0- 0	0- 0	0- 0				
1- 7	0- 0	0- 0	CONFERENCE	0- 0	1- 7	1- 5				
1- 3	0- 0	0- 0	HOME	0- 0	1- 3	1- 2				
0- 4	0- 0	0- 0	AWAY	0- 0	0- 4	0- 3				
0- 0	0- 0	0- 0	NEUTRAL	0- 0	0- 0	0- 0				

RPI 1-25				RPI 26-50				RPI 51-100				RPI 101+ Team's RPI: 345			
RPI	S	Opponent	Score	RPI	S	Opponent	Score	RPI	S	Opponent	Score	RPI	S	Opponent	Score
4	A	Louisville	56 95	36	H	Ball St.	65 85					136	H	Jacksonville St.	56 75
												153	A	SIUE	63 74
												169	A	Memphis	75 79
												206	A	Southeast Mo. St.	66 71
												209	A	Arkansas St.	62 68
												235	H	Austin Peay	59 75
												243	H	Troy	66 95
												245	A	UT Martin	68 80
												257	H	Lipscomb	71 64
												282	H	Alabama A&M	75 77
												300	H	Murray St.	73 85
												325	H	Tennessee Tech	76 66
												330	H	Marshall	65 71
												340	A	Eastern Ill.	59 66
LAST 12 Division I GAMES:															
300	H	Murray St.	73 85	206	A	Southeast Mo. St.	66 71								
235	H	Austin Peay	59 75	245	A	UT Martin	68 80								
153	A	SIUE	63 74	330	H	Marshall	65 71								
340	A	Eastern Ill.	59 66	257	H	Lipscomb	71 64								
325	H	Tennessee Tech	76 66	4	A	Louisville	56 95								
136	H	Jacksonville St.	56 75	209	A	Arkansas St.	62 68								

Non-Div I Games: Fisk 93 48

Tennessee St.

Average RPI Win:	289	WON-LOST	WINNING	LAST 10	STRENGTH OF	OPP. STRENGTH	TEAM	ADJ.	CONF.	ADJ CONF.
Average RPI Loss:	185	RECORD	PCT. RANK	GAMES	SCHEDULE	OF SCHEDULE	RPI	RPI	RPI	RPI
DIV. I ONLY	2- 15	325	2- 8	180	345	325	325	26	26	
DIV. I NON-CONF.	1- 8	313	1- 2	115	264	294	294	27	27	

TOTALS	RPI 1-25	RPI 26-50	W-L RECORDS	RPI 51-100	RPI 101-999	RPI 201+				
2- 15	0- 1	0- 0	OVERALL	0- 3	2- 11	2- 8				
2- 6	0- 0	0- 0	HOME	0- 1	2- 5	2- 5				
0- 9	0- 1	0- 0	AWAY	0- 2	0- 6	0- 3				
0- 0	0- 0	0- 0	NEUTRAL	0- 0	0- 0	0- 0				
1- 8	0- 1	0- 0	NON-CONFERENCE	0- 2	1- 5	1- 2				
1- 3	0- 0	0- 0	HOME	0- 1	1- 2	1- 2				
0- 5	0- 1	0- 0	AWAY	0- 1	0- 3	0- 0				
0- 0	0- 0	0- 0	NEUTRAL	0- 0	0- 0	0- 0				
1- 7	0- 0	0- 0	CONFERENCE	0- 1	1- 6	1- 6				
1- 3	0- 0	0- 0	HOME	0- 0	1- 3	1- 3				
0- 4	0- 0	0- 0	AWAY	0- 1	0- 3	0- 3				
0- 0	0- 0	0- 0	NEUTRAL	0- 0	0- 0	0- 0				

RPI 1-25				RPI 26-50				RPI 51-100				RPI 101+ Team's RPI: 325			
RPI	S	Opponent	Score	RPI	S	Opponent	Score	RPI	S	Opponent	Score	RPI	S	Opponent	Score
21	A	Georgia	48 56					74	A	Belmont	59 78	106	A	Kentucky	54 82
								90	A	Wright St.	59 82	118	A	Middle Tenn.	44 58
								96	H	IUPUI	54 68	127	A	ETSU	55 74
												219	H	Radford	41 60
												226	A	Morehead St.	51 53
												226	H	Morehead St.	67 74
												235	H	Austin Peay	63 59
												257	H	Lipscomb	57 61
												288	A	Eastern Ky.	53 55
												288	H	Eastern Ky.	68 76
												300	H	Murray St.	63 72
												343	H	Winthrop	70 41
												345	A	Tennessee St.	66 76
LAST 12 Division I GAMES:															
226	A	Morehead St.	51 53	288	H	Eastern Ky.	68 76								
288	A	Eastern Ky.	53 55	226	H	Morehead St.	67 74								
300	H	Murray St.	63 72	257	H	Lipscomb	57 61								
235	H	Austin Peay	63 59	343	H	Winthrop	70 41								
345	A	Tennessee St.	66 76	96	H	IUPUI	54 68								
74	A	Belmont	59 78	106	A	Kentucky	54 82								

Non-Div I Games: Cumberland (TN) 83 52 Tenn. Wesleyan 84 66

Tennessee Tech

Average RPI Win: 133
Average RPI Loss: 26

WON-LOST
RECORD

WINNING
PCT. RANK

LAST 10
GAMES

STRENGTH OF
SCHEDULE

OPP. STRENGTH
OF SCHEDULE

TEAM
RPI

ADJ.
RPI

CONF.
RPI

ADJ CONF.
RPI

DIV. I ONLY	15- 3	18	8- 2	17	28	10	10	5	5
DIV. I NON-CONF.	9- 2	34	3- 2	21	42	16	16	6	6
TOTALS	RPI 1-25	RPI 26-50	W-L RECORDS	RPI 51-100	RPI 101-999	RPI 201+			
15- 3	2- 2	4- 0	OVERALL	1- 1	8- 0	4- 0			
9- 1	1- 1	2- 0	HOME	0- 0	6- 0	3- 0			
4- 2	1- 1	1- 0	AWAY	1- 1	1- 0	1- 0			
2- 0	0- 0	1- 0	NEUTRAL	0- 0	1- 0	0- 0			
9- 2	2- 2	1- 0	NON-CONFERENCE	0- 0	6- 0	3- 0			
6- 1	1- 1	0- 0	HOME	0- 0	5- 0	3- 0			
1- 1	1- 1	0- 0	AWAY	0- 0	0- 0	0- 0			
2- 0	0- 0	1- 0	NEUTRAL	0- 0	1- 0	0- 0			
6- 1	0- 0	3- 0	CONFERENCE	1- 1	2- 0	1- 0			
3- 0	0- 0	2- 0	HOME	0- 0	1- 0	0- 0			
3- 1	0- 0	1- 0	AWAY	1- 1	1- 0	1- 0			
0- 0	0- 0	0- 0	NEUTRAL	0- 0	0- 0	0- 0			

RPI	S	Opponent	Score	RPI	S	Opponent	Score	RPI	S	Opponent	Score	RPI	S	Opponent	Score
1	H	UConn	71 75	34	H	West Virginia	79 58	69	A	Kansas St.	75 64	115	H	Kansas	79 62
5	H	Florida St.	87 72	35	A	Oklahoma	88 78	70	A	TCU	77 79	140	N	Washington	92 68
8	A	Tennessee	75 82	37	H	Oklahoma St.	84 79					154	H	Stetson	95 59
21	A	Georgia	81 53	43	N	LSU	75 66					191	H	Louisiana Tech	88 54
LAST 12 Division I GAMES:															
232	A	Texas Tech	90 39	34	H	West Virginia	79 58	34	H	West Virginia	79 58	35	A	Oklahoma	88 78
1	H	UConn	71 75	35	A	Oklahoma	88 78	5	H	Florida St.	87 72	316	H	Northwestern St.	68 44
115	H	Kansas	79 62	5	H	Florida St.	87 72	8	A	Tennessee	75 82	21	A	Georgia	81 53
70	A	TCU	77 79	316	H	Northwestern St.	68 44								
69	A	Kansas St.	75 64	8	A	Tennessee	75 82								
37	H	Oklahoma St.	84 79	21	A	Georgia	81 53								

Non-Div I Games:

Texas

Average RPI	Win:	126	WON-LOST	WINNING	LAST 10	STRENGTH OF	OPP. STRENGTH	TEAM	ADJ.	CONF.	ADJ CONF.
Average RPI	Loss:	17	RECORD	PCT. RANK	GAMES	SCHEDULE	OF SCHEDULE	RPI	RPI	RPI	RPI
DIV. I ONLY		15- 5		48	7- 3	5	41	16	16	2	2
DIV. I NON-CONF.		11- 3		46	5- 1	12	62	26	26	2	2

TOTALS	RPI 1-25		RPI 26-50		W-L RECORDS	RPI 51-100		RPI 101-999		RPI 201+	
15- 5	1- 4		2- 1		OVERALL	3- 0		9- 0		4- 0	
10- 3	1- 2		1- 1		HOME	2- 0		6- 0		2- 0	
4- 1	0- 1		1- 0		AWAY	1- 0		2- 0		1- 0	
1- 1	0- 1		0- 0		NEUTRAL	0- 0		1- 0		1- 0	
11- 3	0- 2		2- 1		NON-CONFERENCE	2- 0		7- 0		4- 0	
8- 2	0- 1		1- 1		HOME	2- 0		5- 0		2- 0	
2- 0	0- 0		1- 0		AWAY	0- 0		1- 0		1- 0	
1- 1	0- 1		0- 0		NEUTRAL	0- 0		1- 0		1- 0	
4- 2	1- 2		0- 0		CONFERENCE	1- 0		2- 0		0- 0	
2- 1	1- 1		0- 0		HOME	0- 0		1- 0		0- 0	
2- 1	0- 1		0- 0		AWAY	1- 0		1- 0		0- 0	
0- 0	0- 0		0- 0		NEUTRAL	0- 0		0- 0		0- 0	

RPI	S	Opponent	Score	RPI	S	Opponent	Score	RPI	S	Opponent	Score	RPI	S	Opponent	Score
7	H	Oregon	68 83	34	H	West Virginia	56 70	70	H	TCU	71 58	106	H	Kentucky	74 70
7	N	Oregon	62 84	44	A	Southern California	75 74	72	A	Alabama	73 54	107	A	Auburn	82 73
8	H	Tennessee	79 76	48	H	Houston	83 65	95	H	Central Ark.	72 61	117	H	Louisiana	83 62
18	A	South Carolina	59 61									124	H	Little Rock	66 49
21	H	Georgia	84 92									128	H	Rice	82 76

LAST 12 Division I GAMES:															
72	A	Alabama	73 54	212	H	SMU	79 57	7	N	Oregon	62 84	238	N	Hawaii	103 59
21	H	Georgia	84 92	7	N	Oregon	62 84	44	A	Southern California	75 74	95	H	Central Ark.	72 61
8	H	Tennessee	79 76	238	N	Hawaii	103 59	70	H	TCU	71 58				
107	A	Auburn	82 73												
106	H	Kentucky	74 70												
18	A	South Carolina	59 61												

Non-Div I Games:

Texas A&M

Average RPI Win:	296	WON-LOST	WINNING	LAST 10	STRENGTH OF	OPP. STRENGTH	TEAM	ADJ.	CONF.	ADJ CONF.
Average RPI Loss:	163	RECORD	PCT. RANK	GAMES	SCHEDULE	OF SCHEDULE	RPI	RPI	RPI	RPI
DIV. I ONLY	7- 8	205	0- 0	319	298	251	251	32	32	
DIV. I NON-CONF.	3- 6	239	0- 0	267	204	238	238	32	32	

TOTALS	RPI 1-25	RPI 26-50	W-L RECORDS	RPI 51-100	RPI 101-999	RPI 201+				
7- 8	0- 0	0- 0	OVERALL	0- 1	7- 7	7- 2				
2- 3	0- 0	0- 0	HOME	0- 0	2- 3	2- 2				
3- 5	0- 0	0- 0	AWAY	0- 1	3- 4	3- 0				
2- 0	0- 0	0- 0	NEUTRAL	0- 0	2- 0	2- 0				
3- 6	0- 0	0- 0	NON-CONFERENCE	0- 1	3- 5	3- 0				
0- 1	0- 0	0- 0	HOME	0- 0	0- 1	0- 0				
1- 5	0- 0	0- 0	AWAY	0- 1	1- 4	1- 0				
2- 0	0- 0	0- 0	NEUTRAL	0- 0	2- 0	2- 0				
4- 2	0- 0	0- 0	CONFERENCE	0- 0	4- 2	4- 2				
2- 2	0- 0	0- 0	HOME	0- 0	2- 2	2- 2				
2- 0	0- 0	0- 0	AWAY	0- 0	2- 0	2- 0				
0- 0	0- 0	0- 0	NEUTRAL	0- 0	0- 0	0- 0				

RPI 1-25				RPI 26-50				RPI 51-100				RPI 101+				Team's RPI: 251
RPI	S	Opponent	Score	RPI	S	Opponent	Score	RPI	S	Opponent	Score	RPI	S	Opponent	Score	
								99	A	Ole Miss	58 73	101	A	Wake Forest	56 73	
												115	A	Kansas	37 72	
												131	A	UTEP	55 65	
												163	H	Texas St.	56 70	
												185	A	New Orleans	69 72	
												214	H	Southern U.	57 67	
												246	N	New Mexico St.	66 50	
												254	A	Grambling	73 63	
												279	H	Alcorn	91 57	
												295	H	Prairie View	56 61	
												296	A	Jackson St.	77 74	
												316	N	Northwestern St.	56 43	
												339	A	Sam Houston St.	77 58	
												344	H	Mississippi Val.	55 39	
LAST 12 Division I GAMES:																
344	H	Mississippi Val.	55 39	99	A	Ole Miss	58 73	185	A	New Orleans	69 72	316	N	Northwestern St.	56 43	
254	A	Grambling	73 63					339	A	Sam Houston St.	77 58	131	A	UTEP	55 65	
296	A	Jackson St.	77 74					246	N	New Mexico St.	66 50					
295	H	Prairie View	56 61													
279	H	Alcorn	91 57													
214	H	Southern U.	57 67													

Non-Div I Games: Wiley 74 36 Paul Quinn 85 59

Texas Southern

Average RPI Win:	255	WON-LOST	WINNING	LAST 10	STRENGTH OF	OPP. STRENGTH	TEAM	ADJ.	CONF.	ADJ CONF.
Average RPI Loss:	142	RECORD	PCT. RANK	GAMES	SCHEDULE	OF SCHEDULE	RPI	RPI	RPI	RPI
DIV. I ONLY	12- 7	95	5- 5	282	235	163	163	23	23	
DIV. I NON-CONF.	7- 4	102	2- 2	298	238	165	165	23	23	

TOTALS	RPI 1-25	RPI 26-50	W-L RECORDS	RPI 51-100	RPI 101-999	RPI 201+				
12- 7	0- 0	0- 1	OVERALL	1- 1	11- 5	10- 2				
6- 2	0- 0	0- 1	HOME	1- 0	5- 1	4- 0				
6- 4	0- 0	0- 0	AWAY	0- 0	6- 0	6- 0				
0- 1	0- 0	0- 0	NEUTRAL	0- 0	0- 1	0- 1				
7- 4	0- 0	0- 1	NON-CONFERENCE	0- 1	7- 2	6- 1				
3- 1	0- 0	0- 1	HOME	0- 0	3- 0	2- 0				
4- 2	0- 0	0- 0	AWAY	0- 1	4- 1	4- 0				
0- 1	0- 0	0- 0	NEUTRAL	0- 0	0- 1	0- 1				
5- 3	0- 0	0- 0	CONFERENCE	1- 0	4- 3	4- 1				
3- 1	0- 0	0- 0	HOME	1- 0	2- 1	2- 0				
2- 2	0- 0	0- 0	AWAY	0- 0	2- 2	2- 1				
0- 0	0- 0	0- 0	NEUTRAL	0- 0	0- 0	0- 0				

RPI	S	Opponent	Score	RPI	S	Opponent	Score	RPI	S	Opponent	Score	RPI	S	Opponent	Score	Team's RPI: 163
48	H	Houston	67 72	70	A	TCU	58 82	97	H	South Ala.	78 63	117	H	Louisiana	58 65	
												124	A	Little Rock	48 63	
												154	A	Stetson	54 61	
												187	H	Fresno St.	76 59	
												209	A	Arkansas St.	67 55	
												211	N	Bethune-Cookman	56 62	
												232	A	Texas Tech	87 70	
												243	H	Troy	83 75	
												251	A	Texas Southern	70 56	
												273	A	Coastal Caro.	64 65	
												277	A	Appalachian St.	69 54	
												287	A	Incarnate Word	74 33	
												295	H	Prairie View	84 57	
												311	H	UTSA	91 38	
												328	H	La.-Monroe	86 52	
												339	A	Sam Houston St.	73 41	

LAST 12 Division I GAMES:																
117	H	Louisiana	58 65	273	A	Coastal Caro.	64 65									
328	H	La.-Monroe	86 52	277	A	Appalachian St.	69 54									
124	A	Little Rock	48 63	154	A	Stetson	54 61									
209	A	Arkansas St.	67 55	211	N	Bethune-Cookman	56 62									
243	H	Troy	83 75	339	A	Sam Houston St.	73 41									
97	H	South Ala.	78 63	311	H	UTSA	91 38									

Non-Div I Games:

Texas St.

Average RPI Win: 290		WON-LOST	WINNING	LAST 10	STRENGTH OF	OPP. STRENGTH	TEAM	ADJ.	CONF.	ADJ CONF.
Average RPI Loss: 65		RECORD	PCT. RANK	GAMES	SCHEDULE	OF SCHEDULE	RPI	RPI	RPI	RPI
DIV. I ONLY		7- 12	252	3- 7	130	102	232	232	5	5
DIV. I NON-CONF.		6- 5	153	3- 1	297	260	269	269	6	6

TOTALS		RPI 1-25		RPI 26-50	W-L RECORDS		RPI 51-100	RPI 101-999	RPI 201+	
7- 12		0- 3		0- 4	OVERALL		0- 2	7- 3	6- 0	
6- 8		0- 2		0- 3	HOME		0- 0	6- 3	6- 0	
1- 4		0- 1		0- 1	AWAY		0- 2	1- 0	0- 0	
0- 0		0- 0		0- 0	NEUTRAL		0- 0	0- 0	0- 0	
6- 5		0- 1		0- 2	NON-CONFERENCE		0- 1	6- 1	6- 0	
6- 3		0- 1		0- 1	HOME		0- 0	6- 1	6- 0	
0- 2		0- 0		0- 1	AWAY		0- 1	0- 0	0- 0	
0- 0		0- 0		0- 0	NEUTRAL		0- 0	0- 0	0- 0	
1- 7		0- 2		0- 2	CONFERENCE		0- 1	1- 2	0- 0	
0- 5		0- 1		0- 2	HOME		0- 0	0- 2	0- 0	
1- 2		0- 1		0- 0	AWAY		0- 1	1- 0	0- 0	
0- 0		0- 0		0- 0	NEUTRAL		0- 0	0- 0	0- 0	

RPI 1-25				RPI 26-50				RPI 51-100				RPI 101+ Team's RPI: 232			
RPI	S	Opponent	Score	RPI	S	Opponent	Score	RPI	S	Opponent	Score	RPI	S	Opponent	Score
10	H	Texas	39 90	35	H	Oklahoma	52 73	70	A	TCU	72 93	115	A	Kansas	68 56
14	A	Baylor	49 97	37	H	Oklahoma St.	57 98	71	A	New Mexico	56 90	115	H	Kansas	47 60
16	H	Texas A&M	56 90	43	H	LSU	40 48					158	H	Iowa St.	54 66
				48	A	Houston	75 79					163	H	Texas St.	70 87
												287	H	Incarnate Word	80 54
												295	H	Prairie View	89 60
												313	H	UTRGV	80 64
												329	H	Florida A&M	82 63
												341	H	Ark. -Pine Bluff	74 47
												349	H	UMass Lowell	93 65

LAST 12 Division I GAMES:															
10	H	Texas	39 90	14	A	Baylor	49 97	37	H	Oklahoma St.	57 98	287	H	Incarnate Word	80 54
115	A	Kansas	68 56	37	H	Oklahoma St.	57 98	313	H	UTRGV	80 64	295	H	Prairie View	89 60
158	H	Iowa St.	54 66	43	H	LSU	40 48	341	H	Ark. -Pine Bluff	74 47	349	H	UMass Lowell	93 65
35	H	Oklahoma	52 73	70	A	TCU	72 93								
70	A	TCU	72 93												
115	H	Kansas	47 60												

Non-Div I Games:

Texas Tech

Average RPI Win:	161	WON-LOST	WINNING	LAST 10	STRENGTH OF	OPP. STRENGTH	TEAM	ADJ.	CONF.	ADJ CONF.
Average RPI Loss:	71	RECORD	PCT. RANK	GAMES	SCHEDULE	OF SCHEDULE	RPI	RPI	RPI	RPI
DIV. I ONLY	13- 6	76	1- 1	65	83	49	49	7	7	
DIV. I NON-CONF.	9- 3	61	1- 1	97	111	43	43	8	8	

TOTALS	RPI 1-25	RPI 26-50	W-L RECORDS	RPI 51-100	RPI 101-999	RPI 201+				
13- 6	0- 2	1- 0	OVERALL	3- 3	9- 1	5- 0				
9- 0	0- 0	1- 0	HOME	3- 0	5- 0	1- 0				
3- 5	0- 2	0- 0	AWAY	0- 2	3- 1	3- 0				
1- 1	0- 0	0- 0	NEUTRAL	0- 1	1- 0	1- 0				
9- 3	0- 1	0- 0	NON-CONFERENCE	2- 2	7- 0	4- 0				
5- 0	0- 0	0- 0	HOME	2- 0	3- 0	0- 0				
3- 2	0- 1	0- 0	AWAY	0- 1	3- 0	3- 0				
1- 1	0- 0	0- 0	NEUTRAL	0- 1	1- 0	1- 0				
4- 3	0- 1	1- 0	CONFERENCE	1- 1	2- 1	1- 0				
4- 0	0- 0	1- 0	HOME	1- 0	2- 0	1- 0				
0- 3	0- 1	0- 0	AWAY	0- 1	0- 1	0- 0				
0- 0	0- 0	0- 0	NEUTRAL	0- 0	0- 0	0- 0				

RPI 1-25				RPI 26-50				Team's RPI: 49				RPI 51-100				RPI 101+			
RPI	S	Opponent	Score	RPI	S	Opponent	Score					RPI	S	Opponent	Score	RPI	S	Opponent	Score
4	A	Louisville	55 90	36	H	Ball St.	72 66					52	N	Western Ky.	56 70	117	H	Louisiana	79 55
22	A	Buffalo	69 87									62	H	Dayton	68 50	133	H	Cleveland St.	65 56
												73	A	Duquesne	54 73	146	H	Northern Ill.	63 60
												79	A	Ohio	61 78	149	H	Saint Francis (PA)	74 66
												79	H	Ohio	75 57	193	A	Eastern Mich.	57 70
												83	H	Maine	65 64	214	N	Southern U.	81 76
																221	H	Akron	60 54
																234	A	St. Bonaventure	58 39
																284	A	Detroit Mercy	81 64
																331	A	Iona	74 57

LAST 12 Division I GAMES:																			
117	H	Louisiana	79 55	193	A	Eastern Mich.	57 70												
4	A	Louisville	55 90	221	H	Akron	60 54												
22	A	Buffalo	69 87	79	A	Ohio	61 78												
36	H	Ball St.	72 66	284	A	Detroit Mercy	81 64												
146	H	Northern Ill.	63 60	214	N	Southern U.	81 76												
79	H	Ohio	75 57	52	N	Western Ky.	56 70												

Non-Div I Games:

Toledo

Average RPI Win:	256	WON-LOST	WINNING	LAST 10	STRENGTH OF	OPP. STRENGTH	TEAM	ADJ.	CONF.	ADJ CONF.
Average RPI Loss:	176	RECORD	PCT. RANK	GAMES	SCHEDULE	OF SCHEDULE	RPI	RPI	RPI	RPI
DIV. I ONLY	7- 11	235	3- 7	307	213	285	285	10	10	
DIV. I NON-CONF.	5- 6	187	3- 2	340	273	311	311	13	13	

TOTALS	RPI 1-25	RPI 26-50	W-L RECORDS	RPI 51-100	RPI 101-999	RPI 201+				
7- 11	0- 0	0- 0	OVERALL	0- 4	7- 7	5- 5				
4- 4	0- 0	0- 0	HOME	0- 1	4- 3	3- 3				
2- 6	0- 0	0- 0	AWAY	0- 3	2- 3	1- 1				
1- 1	0- 0	0- 0	NEUTRAL	0- 0	1- 1	1- 1				
5- 6	0- 0	0- 0	NON-CONFERENCE	0- 1	5- 5	4- 3				
3- 2	0- 0	0- 0	HOME	0- 1	3- 1	2- 1				
1- 3	0- 0	0- 0	AWAY	0- 0	1- 3	1- 1				
1- 1	0- 0	0- 0	NEUTRAL	0- 0	1- 1	1- 1				
2- 5	0- 0	0- 0	CONFERENCE	0- 3	2- 2	1- 2				
1- 2	0- 0	0- 0	HOME	0- 0	1- 2	1- 2				
1- 3	0- 0	0- 0	AWAY	0- 3	1- 0	0- 0				
0- 0	0- 0	0- 0	NEUTRAL	0- 0	0- 0	0- 0				

RPI 1-25				RPI 26-50				RPI 51-100				RPI 101+ Team's RPI: 285			
RPI	S	Opponent	Score	RPI	S	Opponent	Score	RPI	S	Opponent	Score	RPI	S	Opponent	Score
								84	A	Elon	61 84	134	A	William & Mary	67 66
								85	A	James Madison	45 69	156	H	Saint Joseph's	90 66
								92	H	George Washington	43 66	160	A	Pittsburgh	63 81
								100	A	Delaware	49 51	188	A	Norfolk St.	76 86
												213	H	Northeastern	61 70
												219	N	Radford	66 69
												236	A	Loyola Maryland	76 67
												239	H	Col. of Charleston	67 80
												258	H	Colgate	61 65
												271	H	UNCW	72 71
												299	A	Massachusetts	49 72
												317	H	Wagner	64 42
												336	H	UMBC	95 64
												341	N	Ark.-Pine Bluff	70 44

LAST 12 Division I GAMES:															
				84	A	Elon	61 84	213	H	Northeastern	61 70				
				100	A	Delaware	49 51	219	N	Radford	66 69				
				271	H	UNCW	72 71	341	N	Ark.-Pine Bluff	70 44				
				134	A	William & Mary	67 66	188	A	Norfolk St.	76 86				
				85	A	James Madison	45 69	236	A	Loyola Maryland	76 67				
				239	H	Col. of Charleston	67 80	156	H	Saint Joseph's	90 66				

Non-Div I Games:

Towson

Average RPI Win:	285	WON-LOST	WINNING	LAST 10	STRENGTH OF	OPP. STRENGTH	TEAM	ADJ.	CONF.	ADJ CONF.
Average RPI Loss:	140	RECORD	PCT. RANK	GAMES	SCHEDULE	OF SCHEDULE	RPI	RPI	RPI	RPI
DIV. I ONLY	5- 10	258	2- 7	233	216	243	243	23	23	
DIV. I NON-CONF.	3- 6	239	0- 4	199	140	197	197	23	23	

TOTALS	RPI 1-25	RPI 26-50	W-L RECORDS	RPI 51-100	RPI 101-999	RPI 201+				
5- 10	0- 1	0- 0	OVERALL	0- 2	5- 7	4- 1				
3- 1	0- 0	0- 0	HOME	0- 0	3- 1	2- 1				
2- 8	0- 1	0- 0	AWAY	0- 2	2- 5	2- 0				
0- 1	0- 0	0- 0	NEUTRAL	0- 0	0- 1	0- 0				
3- 6	0- 1	0- 0	NON-CONFERENCE	0- 1	3- 4	2- 0				
1- 0	0- 0	0- 0	HOME	0- 0	1- 0	0- 0				
2- 5	0- 1	0- 0	AWAY	0- 1	2- 3	2- 0				
0- 1	0- 0	0- 0	NEUTRAL	0- 0	0- 1	0- 0				
2- 4	0- 0	0- 0	CONFERENCE	0- 1	2- 3	2- 1				
2- 1	0- 0	0- 0	HOME	0- 0	2- 1	2- 1				
0- 3	0- 0	0- 0	AWAY	0- 1	0- 2	0- 0				
0- 0	0- 0	0- 0	NEUTRAL	0- 0	0- 0	0- 0				

RPI 1-25				RPI 26-50				RPI 51-100				RPI 101+ Team's RPI: 243			
RPI	S	Opponent	Score	RPI	S	Opponent	Score	RPI	S	Opponent	Score	RPI	S	Opponent	Score
8	A	Tennessee	69 131					97	A	South Ala.	68 79	110	A	Tulane	75 106
								99	A	Ole Miss	93 96	118	A	Middle Tenn.	57 73
												125	H	Jacksonville	89 88
												163	A	Texas St.	75 83
												178	A	Samford	73 80
												178	N	Samford	76 82
												180	A	UT Arlington	57 76
												273	H	Coastal Caro.	92 97
												308	A	Alabama St.	93 63
												314	H	Georgia St.	90 86
												334	H	Ga. Southern	88 47
												345	A	Tennessee St.	95 66
LAST 12 Division I GAMES:															
273	H	Coastal Caro.	92 97	178	N	Samford	76 82	110	A	Tulane	75 106				
97	A	South Ala.	68 79	178	A	Samford	73 80	118	A	Middle Tenn.	57 73				
163	A	Texas St.	75 83	8	A	Tennessee	69 131								
180	A	UT Arlington	57 76	125	H	Jacksonville	89 88								
314	H	Georgia St.	90 86												
334	H	Ga. Southern	88 47												

Non-Div I Games: Montevallo 130 50 Stillman 89 62

Troy

T
u
l
a
n
e

Tulane				Through Games Of Jan. 20, 2018							
Average RPI	Win:	174	WON-LOST	WINNING	LAST 10	STRENGTH OF	OPP. STRENGTH	TEAM	ADJ.	CONF.	ADJ CONF.
Average RPI	Loss:	78	RECORD	PCT. RANK	GAMES	SCHEDULE	OF SCHEDULE	RPI	RPI	RPI	RPI
DIV. I ONLY		9- 9		170	5- 5	88	60	110	110	8	8
DIV. I NON-CONF.		8- 5		112	5- 2	121	83	99	99	7	7

TOTALS		RPI 1-25		RPI 26-50		W-L RECORDS		RPI 51-100	RPI 101-999	RPI 201+	
9- 9		0- 2		0- 2		OVERALL		1- 2	8- 3	3- 0	
5- 3		0- 0		0- 2		HOME		0- 0	5- 1	1- 0	
3- 4		0- 0		0- 0		AWAY		1- 0	2- 0	1- 0	
1- 2		0- 0		0- 0		NEUTRAL		0- 1	1- 1	1- 0	
8- 5		0- 1		0- 1		NON-CONFERENCE		1- 1	7- 2	3- 0	
5- 1		0- 0		0- 1		HOME		0- 0	5- 0	1- 0	
2- 2		0- 1		0- 0		AWAY		1- 0	1- 1	1- 0	
1- 2		0- 0		0- 0		NEUTRAL		0- 1	1- 1	1- 0	
1- 4		0- 1		0- 1		CONFERENCE		0- 1	1- 1	0- 0	
0- 2		0- 0		0- 1		HOME		0- 0	0- 1	0- 0	
1- 2		0- 1		0- 0		AWAY		0- 1	1- 0	0- 0	
0- 0		0- 0		0- 0		NEUTRAL		0- 0	0- 0	0- 0	

RPI 1-25				RPI 26-50				RPI 51-100				RPI 101+ Team's RPI: 110			
RPI	S	Opponent	Score	RPI	S	Opponent	Score	RPI	S	Opponent	Score	RPI	S	Opponent	Score
19	A	NC State	55 79	43	H	LSU	50 73	54	A	UCF	51 59	118	H	Mi dd l e Tenn.	62 44
20	A	South Fla.	46 75	48	H	Houston	92 98	62	N	Dayton	65 71	123	A	Southern Mi ss.	58 66
								83	A	Maine	42 34	126	H	Vanderbi l t	71 59
												131	H	UTEP	67 56
												151	A	Tul sa	72 63
												158	N	Iowa St.	64 67
												177	H	Wi chi ta St.	56 64
												185	H	New Orleans	79 56
												231	N	San Diego St.	80 46
												243	H	Troy	106 75
												294	A	McNeese	70 66

LAST 12 Division I GAMES:															
54	A	UCF	51 59	243	H	Troy	106 75								
177	H	Wi chi ta St.	56 64	118	H	Mi dd l e Tenn.	62 44								
48	H	Houston	92 98	43	H	LSU	50 73								
151	A	Tul sa	72 63	185	H	New Orleans	79 56								
20	A	South Fla.	46 75	19	A	NC State	55 79								
131	H	UTEP	67 56	294	A	McNeese	70 66								

Non-Div I Games:

Tulane

T
u
l
a
n
e

T
u
l
s
a

Tul sa			Through Games Of Jan. 20, 2018								
Average RPI	Win:	188	WON-LOST	WINNING	LAST 10	STRENGTH OF	OPP. STRENGTH	TEAM	ADJ.	CONF.	ADJ CONF.
Average RPI	Loss:	126	RECORD	PCT. RANK	GAMES	SCHEDULE	OF SCHEDULE	RPI	RPI	RPI	RPI
DIV. I ONLY			8- 10	210	4- 6	83	147	151	151	8	8
DIV. I NON-CONF.			6- 6	170	3- 3	102	267	146	146	7	7

TOTALS		RPI 1-25	RPI 26-50		W-L RECORDS		RPI 51-100	RPI 101-999	RPI 201+		
8- 10		0- 1	0- 0		OVERALL		1- 3	7- 6	3- 2		
4- 5		0- 0	0- 0		HOME		0- 2	4- 3	3- 0		
3- 5		0- 1	0- 0		AWAY		1- 1	2- 3	0- 2		
1- 0		0- 0	0- 0		NEUTRAL		0- 0	1- 0	0- 0		
6- 6		0- 0	0- 0		NON-CONFERENCE		1- 3	5- 3	3- 1		
3- 3		0- 0	0- 0		HOME		0- 2	3- 1	3- 0		
2- 3		0- 0	0- 0		AWAY		1- 1	1- 2	0- 1		
1- 0		0- 0	0- 0		NEUTRAL		0- 0	1- 0	0- 0		
2- 4		0- 1	0- 0		CONFERENCE		0- 0	2- 3	0- 1		
1- 2		0- 0	0- 0		HOME		0- 0	1- 2	0- 0		
1- 2		0- 1	0- 0		AWAY		0- 0	1- 1	0- 1		
0- 0		0- 0	0- 0		NEUTRAL		0- 0	0- 0	0- 0		

T
u
l
s
a

RPI 1-25				RPI 26-50				RPI 51-100				RPI 101+ Team's RPI: 151			
RPI	S	Opponent	Score	RPI	S	Opponent	Score	RPI	S	Opponent	Score	RPI	S	Opponent	Score
1	A	UConn	60 78					65	H	American	67 72	110	H	Tulane	63 72
								74	H	Belmont	65 90	116	A	Saint Louis	66 77
								82	A	Arkansas	41 67	124	A	Little Rock	74 61
								98	A	South Dakota	64 61	141	H	Cincinnati	64 51
												165	N	Binghamton	60 55
												169	H	Memphis	48 69
												177	A	Wichita St.	67 62
												183	H	Oral Roberts	41 53
												209	H	Arkansas St.	68 58
												217	A	North Texas	43 66
												242	A	East Carolina	67 73
												247	H	UMKC	76 52
												341	H	Ark. -Pine Bluff	87 37

LAST 12 Division I GAMES:															
1	A	UConn	60 78	209	H	Arkansas St.	68 58								
169	H	Memphis	48 69	116	A	Saint Louis	66 77								
242	A	East Carolina	67 73	98	A	South Dakota	64 61								
141	H	Cincinnati	64 51	82	A	Arkansas	41 67								
110	H	Tulane	63 72	341	H	Ark. -Pine Bluff	87 37								
177	A	Wichita St.	67 62	217	A	North Texas	43 66								

Non-Div I Games: Alas. Anchorage 53 59

Tul sa

UU

Non-Div I Games: Tuskegee

105 50

Miles

85 42

■ Loss, ■ Non-Conf, S Site, H Home A Away N Neutral

U
C
D
a
v
i
s

U
C
D
a
v
i
s

UC Davi s

UC Irvine				Through Games Of Jan. 20, 2018							
Average RPI	Win:	250	WON-LOST	WINNING	LAST 10	STRENGTH OF	OPP. STRENGTH	TEAM	ADJ.	CONF.	ADJ CONF.
Average RPI	Loss:	127	RECORD	PCT. RANK	GAMES	SCHEDULE	OF SCHEDULE	RPI	RPI	RPI	RPI
DIV. I ONLY			10- 8	140	6- 3	262	171	190	190	21	21
DIV. I NON-CONF.			7- 6	165	5- 1	296	186	217	217	20	20

TOTALS		RPI 1-25		RPI 26-50		W-L RECORDS		RPI 51-100		RPI 101-999	RPI 201+
10- 8		0- 0		0- 1		OVERALL		0- 1		10- 6	10- 0
5- 3		0- 0		0- 1		HOME		0- 0		5- 2	5- 0
5- 3		0- 0		0- 0		AWAY		0- 1		5- 2	5- 0
0- 2		0- 0		0- 0		NEUTRAL		0- 0		0- 2	0- 0
7- 6		0- 0		0- 0		NON-CONFERENCE		0- 1		7- 5	7- 0
3- 2		0- 0		0- 0		HOME		0- 0		3- 2	3- 0
4- 2		0- 0		0- 0		AWAY		0- 1		4- 1	4- 0
0- 2		0- 0		0- 0		NEUTRAL		0- 0		0- 2	0- 0
3- 2		0- 0		0- 1		CONFERENCE		0- 0		3- 1	3- 0
2- 1		0- 0		0- 1		HOME		0- 0		2- 0	2- 0
1- 1		0- 0		0- 0		AWAY		0- 0		1- 1	1- 0
0- 0		0- 0		0- 0		NEUTRAL		0- 0		0- 0	0- 0

RPI 1-25				RPI 26-50				RPI 51-100				RPI 101+ Team's RPI: 190			
RPI	S	Opponent	Score	RPI	S	Opponent	Score	RPI	S	Opponent	Score	RPI	S	Opponent	Score
				50	H	UC Davis	67 76	71	A	New Mexico	61 83	102	A	UNLV	54 73
												138	H	Portland St.	72 82
												144	H	Idaho St.	72 78
												161	N	Illinois	59 65
												173	A	Cal Poly	76 79
												177	N	Wichita St.	53 76
												202	H	Pepperdine	75 74
												207	H	UC Santa Barbara	77 74
												210	A	Seattle U	84 79
												231	A	San Diego St.	67 65
												238	A	Hawaii	74 67
												238	H	Hawaii	70 66
												262	A	CSU Bakersfield	72 59
												290	H	Utah St.	87 84
												303	A	Southern Utah	71 64
												322	H	Portland	63 52

LAST 12 Division I GAMES:															
				238	H	Hawaii	70 66	210	A	Seattle U	84 79				
				173	A	Cal Poly	76 79	138	H	Portland St.	72 82				
				207	H	UC Santa Barbara	77 74	231	A	San Diego St.	67 65				
				238	A	Hawaii	74 67	303	A	Southern Utah	71 64				
				50	H	UC Davis	67 76	202	H	Pepperdine	75 74				
				262	A	CSU Bakersfield	72 59	177	N	Wichita St.	53 76				

Non-Div I Games: Chapman 92 57

Average RPI Win:	239	WON-LOST	WINNING	LAST 10	STRENGTH OF	OPP. STRENGTH	TEAM	ADJ.	CONF.	ADJ CONF.
Average RPI Loss:	117	RECORD	PCT. RANK	GAMES	SCHEDULE	OF SCHEDULE	RPI	RPI	RPI	RPI
DIV. I ONLY	6- 14	279	3- 7	124	114	227	227	21	21	
DIV. I NON-CONF.	3- 11	289	1- 5	79	41	223	223	20	20	

TOTALS	RPI 1-25	RPI 26-50	W-L RECORDS	RPI 51-100	RPI 101-999	RPI 201+				
6- 14	0- 2	0- 4	OVERALL	0- 1	6- 7	4- 3				
4- 4	0- 0	0- 1	HOME	0- 0	4- 3	4- 0				
1- 8	0- 2	0- 3	AWAY	0- 1	1- 2	0- 1				
1- 2	0- 0	0- 0	NEUTRAL	0- 0	1- 2	0- 2				
3- 11	0- 2	0- 3	NON-CONFERENCE	0- 1	3- 5	1- 2				
1- 3	0- 0	0- 1	HOME	0- 0	1- 2	1- 0				
1- 6	0- 2	0- 2	AWAY	0- 1	1- 1	0- 0				
1- 2	0- 0	0- 0	NEUTRAL	0- 0	1- 2	0- 2				
3- 3	0- 0	0- 1	CONFERENCE	0- 0	3- 2	3- 1				
3- 1	0- 0	0- 0	HOME	0- 0	3- 1	3- 0				
0- 2	0- 0	0- 1	AWAY	0- 0	0- 1	0- 1				
0- 0	0- 0	0- 0	NEUTRAL	0- 0	0- 0	0- 0				

RPI 1-25				RPI 26-50				RPI 51-100				RPI 101+ Team's RPI: 227			
RPI	S	Opponent	Score	RPI	S	Opponent	Score	RPI	S	Opponent	Score	RPI	S	Opponent	Score
9	A	UCLA	48 68	33	A	Arizona St.	48 73	98	A	South Dakota	66 75	102	N	UNLV	95 88
23	A	Stanford	43 53	44	H	Southern Cal i forni a	46 64					131	H	UTEP	62 73
				47	A	Minnesota	75 101					158	A	Iowa St.	66 89
				50	A	UC Davis	63 74					167	H	Loyola Marymount	59 67
												173	H	Cal Poly	82 87
												187	A	Fresno St.	68 56
												212	N	SMU	51 73
												224	A	CSUN	55 60
												238	H	Hawaii	79 57
												262	H	CSU Bakersfi eld	68 65
												272	N	Sacramento St.	72 99
												310	H	Cal St. Fullerton	63 50
												332	H	Long Beach St.	77 53

LAST 12 Division I GAMES:															
224	A	CSUN	55 60	131	H	UTEP	62 73								
238	H	Hawaii	79 57	47	A	Minnesota	75 101								
310	H	Cal St. Fullerton	63 50	98	A	South Dakota	66 75								
50	A	UC Davis	63 74	158	A	Iowa St.	66 89								
332	H	Long Beach St.	77 53	262	H	CSU Bakersfi eld	68 65								
173	H	Cal Poly	82 87	33	A	Arizona St.	48 73								

Non-Div I Games:

UC Riverside

Average RPI Win:	266	WON-LOST	WINNING	LAST 10	STRENGTH OF	OPP. STRENGTH	TEAM	ADJ.	CONF.	ADJ CONF.
Average RPI Loss:	133	RECORD	PCT. RANK	GAMES	SCHEDULE	OF SCHEDULE	RPI	RPI	RPI	RPI
DIV. I ONLY	7- 11	235	6- 4	150	238	207	207	21	21	
DIV. I NON-CONF.	3- 9	280	2- 4	110	219	232	232	20	20	

TOTALS	RPI 1-25	RPI 26-50	W-L RECORDS	RPI 51-100	RPI 101-999	RPI 201+				
7- 11	0- 1	0- 1	OVERALL	0- 3	7- 6	6- 2				
3- 4	0- 0	0- 1	HOME	0- 0	3- 3	2- 1				
4- 6	0- 1	0- 0	AWAY	0- 2	4- 3	4- 1				
0- 1	0- 0	0- 0	NEUTRAL	0- 1	0- 0	0- 0				
3- 9	0- 1	0- 0	NON-CONFERENCE	0- 3	3- 5	3- 2				
1- 3	0- 0	0- 0	HOME	0- 0	1- 3	1- 1				
2- 5	0- 1	0- 0	AWAY	0- 2	2- 2	2- 1				
0- 1	0- 0	0- 0	NEUTRAL	0- 1	0- 0	0- 0				
4- 2	0- 0	0- 1	CONFERENCE	0- 0	4- 1	3- 0				
2- 1	0- 0	0- 1	HOME	0- 0	2- 0	1- 0				
2- 1	0- 0	0- 0	AWAY	0- 0	2- 1	2- 0				
0- 0	0- 0	0- 0	NEUTRAL	0- 0	0- 0	0- 0				

RPI 1-25				RPI 26-50				RPI 51-100				RPI 101+ Team's RPI: 207			
RPI	S	Opponent	Score	RPI	S	Opponent	Score	RPI	S	Opponent	Score	RPI	S	Opponent	Score
9	A	UCLA	44 74	50	H	UC Davis	61 68	55	A	Oregon St.	49 74	167	A	Loyola Marymount	61 67
								66	A	Saint Mary's (CA)	59 89	173	H	Cal Poly	73 68
								86	N	UAB	54 67	174	H	San Diego	58 71
												187	H	Fresno St.	57 64
												190	A	UC Irvine	74 77
												210	H	Seattle U	71 77
												224	A	CSUN	74 73
												231	H	San Diego St.	77 64
												246	A	New Mexico St.	77 47
												265	A	Santa Clara	63 68
												324	A	Northern Ariz.	96 93
												332	A	Long Beach St.	90 74
												332	H	Long Beach St.	51 44
LAST 12 Division I GAMES:															
332	A	Long Beach St.	90 74	246	A	New Mexico St.	77 47	231	H	San Diego St.	77 64	167	A	Loyola Marymount	61 67
50	H	UC Davis	61 68	231	H	San Diego St.	77 64	55	A	Oregon St.	49 74	9	A	UCLA	44 74
190	A	UC Irvine	74 77	167	A	Loyola Marymount	61 67	9	A	UCLA	44 74	187	H	Fresno St.	57 64
224	A	CSUN	74 73	55	A	Oregon St.	49 74								
173	H	Cal Poly	73 68												
332	H	Long Beach St.	51 44												

Non-Div I Games:

UC Santa Barbara

Average RPI	Win:	165	WON-LOST	WINNING	LAST 10	STRENGTH OF	OPP. STRENGTH	TEAM	ADJ.	CONF.	ADJ CONF.
Average RPI	Loss:	80	RECORD	PCT. RANK	GAMES	SCHEDULE	OF SCHEDULE	RPI	RPI	RPI	RPI
DIV. I ONLY		13- 7		92	7- 3	38	84	54	54	8	8
DIV. I NON-CONF.		8- 5		112	4- 1	55	158	65	65	7	7

TOTALS	RPI 1-25		RPI 26-50		W-L RECORDS	RPI 51-100		RPI 101-999		RPI 201+	
13- 7	0- 2		1- 0		OVERALL	2- 3		10- 2		3- 0	
8- 2	0- 0		0- 0		HOME	1- 2		7- 0		2- 0	
5- 5	0- 2		1- 0		AWAY	1- 1		3- 2		1- 0	
0- 0	0- 0		0- 0		NEUTRAL	0- 0		0- 0		0- 0	
8- 5	0- 0		1- 0		NON-CONFERENCE	2- 3		5- 2		1- 0	
4- 2	0- 0		0- 0		HOME	1- 2		3- 0		1- 0	
4- 3	0- 0		1- 0		AWAY	1- 1		2- 2		0- 0	
0- 0	0- 0		0- 0		NEUTRAL	0- 0		0- 0		0- 0	
5- 2	0- 2		0- 0		CONFERENCE	0- 0		5- 0		2- 0	
4- 0	0- 0		0- 0		HOME	0- 0		4- 0		1- 0	
1- 2	0- 2		0- 0		AWAY	0- 0		1- 0		1- 0	
0- 0	0- 0		0- 0		NEUTRAL	0- 0		0- 0		0- 0	

RPI 1-25				RPI 26-50				RPI 51-100				RPI 101+			
RPI	S	Opponent	Score	RPI	S	Opponent	Score	RPI	S	Opponent	Score	RPI	S	Opponent	Score
1	A	UConn	44 80	50	A	UC Davi s	62 55	63	A	Vi rgi nia Tech	69 86	110	H	Tul ane	59 51
20	A	South Fla.	45 62					80	H	Mercer	64 73	132	A	Paci fi c	74 78
								84	H	El on	57 71	145	H	Davi dson	62 54
								94	A	Chattanooga	58 57	168	A	Boston U.	47 32
								96	H	IUPUI	63 59	171	H	Temple	76 46
												177	H	Wi chi ta St.	59 53
												178	A	Samford	51 58
												184	A	Gardner-Webb	65 30
												194	H	UNI	53 43
												212	A	SMU	60 42
												212	H	SMU	58 43
												334	H	Ga. Southern	62 38
LAST 12 Division I GAMES:															
212	H	SMU	58 43	171	H	Temple	76 46								
110	H	Tul ane	59 51	145	H	Davi dson	62 54								
20	A	South Fla.	45 62	132	A	Paci fi c	74 78								
1	A	UConn	44 80	50	A	UC Davi s	62 55								
177	H	Wi chi ta St.	59 53	168	A	Boston U.	47 32								
212	A	SMU	60 42	334	H	Ga. Southern	62 38								

Non-Div I Games:

UCF

U
C
L
A

UCLA				Through Games Of Jan. 20, 2018								
Average RPI Win:		112	WON-LOST	WINNING	LAST 10	STRENGTH OF	OPP. STRENGTH	TEAM	ADJ.	CONF.	ADJ CONF.	
Average RPI Loss:		17	RECORD	PCT. RANK	GAMES	SCHEDULE	OF SCHEDULE	RPI	RPI	RPI	RPI	
DIV. I ONLY			14- 4	41	7- 3	6	7	9	9	3	3	
DIV. I NON-CONF.			9- 2	34	4- 1	28	10	15	15	3	3	

TOTALS		RPI 1-25	RPI 26-50		W-L RECORDS		RPI 51-100	RPI 101-999	RPI 201+			
14- 4		3- 3	0- 1		OVERALL		5- 0	6- 0	4- 0			
7- 2		2- 2	0- 0		HOME		1- 0	4- 0	4- 0			
5- 2		1- 1	0- 1		AWAY		2- 0	2- 0	0- 0			
2- 0		0- 0	0- 0		NEUTRAL		2- 0	0- 0	0- 0			
9- 2		1- 1	0- 1		NON-CONFERENCE		3- 0	5- 0	4- 0			
5- 1		1- 1	0- 0		HOME		0- 0	4- 0	4- 0			
2- 1		0- 0	0- 1		AWAY		1- 0	1- 0	0- 0			
2- 0		0- 0	0- 0		NEUTRAL		2- 0	0- 0	0- 0			
5- 2		2- 2	0- 0		CONFERENCE		2- 0	1- 0	0- 0			
2- 1		1- 1	0- 0		HOME		1- 0	0- 0	0- 0			
3- 1		1- 1	0- 0		AWAY		1- 0	1- 0	0- 0			
0- 0		0- 0	0- 0		NEUTRAL		0- 0	0- 0	0- 0			

RPI 1-25		Team's RPI: 9		RPI 26-50			RPI 51-100			RPI 101+		
RPI	S	Opponent	Score	RPI	S	Opponent	Score	RPI	S	Opponent	Score	
1	H	UConn	60 78	37	A	Oklahoma St.	72 87	55	H	Oregon St.	84 49	
7	H	Oregon	61 70					60	A	Utah	81 74	
14	H	Baylor	82 68					61	N	Creighton	72 63	
23	A	Stanford	65 76					69	N	Kansas St.	64 55	
25	A	Cal i forni a	82 46					76	A	Fordham	67 30	
25	H	Cal i forni a	60 52									

LAST 12 Division I GAMES:												
25	H	Cal i forni a	60 52	23	A	Stanford	65 76					
137	A	Col orado	93 55	76	A	Fordham	67 30					
60	A	Utah	81 74	103	A	Seton Hall	77 68					
7	H	Oregon	61 70	37	A	Oklahoma St.	72 87					
55	H	Oregon St.	84 49	207	H	UC Santa Barbara	74 44					
25	A	Cal i forni a	82 46	227	H	UC Ri versi de	68 48					

U
C
L
A

Non-Div I Games:

UCLA

Average RPI Win:	65	WON-LOST	WINNING	LAST 10	STRENGTH OF	OPP. STRENGTH	TEAM	ADJ.	CONF.	ADJ CONF.
Average RPI Loss:	0	RECORD	PCT. RANK	GAMES	SCHEDULE	OF SCHEDULE	RPI	RPI	RPI	RPI
DIV. I ONLY	17- 0	1	10- 0	2	1	1	1	8	8	
DIV. I NON-CONF.	11- 0	1	6- 0	1	1	1	1	7	7	

TOTALS	RPI 1-25	RPI 26-50	W-L RECORDS	RPI 51-100	RPI 101-999	RPI 201+				
17- 0	6- 0	5- 0	OVERALL	2- 0	4- 0	1- 0				
6- 0	2- 0	1- 0	HOME	1- 0	2- 0	0- 0				
7- 0	3- 0	2- 0	AWAY	0- 0	2- 0	1- 0				
4- 0	1- 0	2- 0	NEUTRAL	1- 0	0- 0	0- 0				
11- 0	5- 0	4- 0	NON-CONFERENCE	1- 0	1- 0	0- 0				
3- 0	2- 0	1- 0	HOME	0- 0	0- 0	0- 0				
4- 0	2- 0	1- 0	AWAY	0- 0	1- 0	0- 0				
4- 0	1- 0	2- 0	NEUTRAL	1- 0	0- 0	0- 0				
6- 0	1- 0	1- 0	CONFERENCE	1- 0	3- 0	1- 0				
3- 0	0- 0	0- 0	HOME	1- 0	2- 0	0- 0				
3- 0	1- 0	1- 0	AWAY	0- 0	1- 0	1- 0				
0- 0	0- 0	0- 0	NEUTRAL	0- 0	0- 0	0- 0				

RPI	S	Opponent	Score	RPI	S	Opponent	Score	RPI	S	Opponent	Score	RPI	S	Opponent	Score
2	H	Notre Dame	80 71	28	A	DePaul	103 69	54	H	UCF	80 44	150	A	Nevada	88 57
9	A	UCLA	78 60	32	H	Maryl and	97 72	73	N	Duquesne	104 52	151	H	Tul sa	78 60
10	A	Texas	75 71	35	N	Okl ahoma	88 64					169	H	Memphi s	97 49
20	A	South Fla.	100 49	42	N	Mi chi gan St.	96 62					242	A	East Carol i na	96 35
23	N	Stanford	78 53	48	A	Houston	95 35								
25	H	Cal i forn i a	82 47												

LAST 12 Division I GAMES:															
151	H	Tul sa	78 60	169	H	Memphi s	97 49								
10	A	Texas	75 71	73	N	Duquesne	104 52								
48	A	Houston	95 35	35	N	Okl ahoma	88 64								
54	H	UCF	80 44	28	A	DePaul	103 69								
20	A	South Fla.	100 49	2	H	Notre Dame	80 71								
242	A	East Carol i na	96 35	150	A	Nevada	88 57								

Non-Div I Games:

UConn

**U
M
E
S**

U
M
E
S

Non-Div I Games:	Wesley	97	30	Alas. Anchorage	59	69	Valley Forge	92	38
------------------	--------	----	----	-----------------	----	----	--------------	----	----

Page 306

Average RPI		WON-LOST RECORD	WINNING PCT. RANK	LAST 10 GAMES	STRENGTH OF SCHEDULE	OPP. STRENGTH OF SCHEDULE	TEAM RPI	ADJ. RPI	CONF. RPI	ADJ. CONF. RPI
Div. I ONLY	271	2- 15	325	1- 9	346	343	349	349	20	20
Div. I NON-CONF.	252	2- 10	300	1- 6	347	347	348	348	24	24
TOTALS	RPI 1-25		RPI 26-50	W-L RECORDS		RPI 51-100	RPI 101-999		RPI 201+	
2- 15	0- 0		0- 0	OVERALL		0- 1	2- 14		2- 12	
1- 6	0- 0		0- 0	HOME		0- 1	1- 5		1- 4	
1- 9	0- 0		0- 0	AWAY		0- 0	1- 9		1- 8	
0- 0	0- 0		0- 0	NEUTRAL		0- 0	0- 0		0- 0	
2- 10	0- 0		0- 0	NON-CONFERENCE		0- 0	2- 10		2- 10	
1- 4	0- 0		0- 0	HOME		0- 0	1- 4		1- 4	
1- 6	0- 0		0- 0	AWAY		0- 0	1- 6		1- 6	
0- 0	0- 0		0- 0	NEUTRAL		0- 0	0- 0		0- 0	
0- 5	0- 0		0- 0	CONFERENCE		0- 1	0- 4		0- 2	
0- 2	0- 0		0- 0	HOME		0- 1	0- 1		0- 0	
0- 3	0- 0		0- 0	AWAY		0- 0	0- 3		0- 2	
0- 0	0- 0		0- 0	NEUTRAL		0- 0	0- 0		0- 0	

RPI 1-25				RPI 26-50				RPI 51-100				RPI 101+				Team's RPI: 349			
RPI	S	Opponent	Score	RPI	S	Opponent	Score	RPI	S	Opponent	Score	RPI	S	Opponent	Score				
								56	H	Albany (NY)	52 61	112	H	Hartford	42 81				
												164	A	New Hampshire	45 66				
												203	H	Columbia	77 70				
												225	H	Holy Cross	56 84				
												232	A	Texas Tech	65 93				
												258	A	Colgate	64 84				
												267	H	Cornell	53 71				
												274	A	Fairfield	67 78				
												276	H	Morgan St.	59 65				
												291	A	Fairleigh Dickinson	51 60				
												299	H	Massachusetts	63 73				
												318	A	Vermont	55 63				
												320	A	Rhode Island	64 81				
												336	A	UMBC	54 66				
												338	A	Saint Peter's	66 60				
												348	A	Longwood	82 84				
LAST 12 Division I GAMES:																			
								56	H	Albany (NY)	52 61					276	H	Morgan St.	59 65
								164	A	New Hampshire	45 66					299	H	Massachusetts	63 73
								336	A	UMBC	54 66					291	A	Fairleigh Dickinson	51 60
								112	H	Hartford	42 81					338	A	Saint Peter's	66 60
								318	A	Vermont	55 63					258	A	Colgate	64 84
								267	H	Cornell	53 71					274	A	Fairfield	67 78

Non-Div I Games:	Fisher	102	47
------------------	--------	-----	----

UMass Lowell I

■ Loss, ■ Non-Conf, S Site, H Home A Away N Neutral

Average RPI Win:	274	WON-LOST	WINNING	LAST 10	STRENGTH OF	OPP. STRENGTH	TEAM	ADJ.	CONF.	ADJ CONF.
Average RPI Loss:	159	RECORD	PCT. RANK	GAMES	SCHEDULE	OF SCHEDULE	RPI	RPI	RPI	RPI
DIV. I ONLY	7- 9	217	7- 3	298	255	255	255	29	29	
DIV. I NON-CONF.	2- 8	290	2- 3	295	154	323	323	29	29	

TOTALS	RPI 1-25	RPI 26-50	W-L RECORDS	RPI 51-100	RPI 101-999	RPI 201+				
7- 9	0- 1	0- 0	OVERALL	0- 1	7- 7	6- 2				
3- 5	0- 0	0- 0	HOME	0- 1	3- 4	2- 0				
4- 4	0- 1	0- 0	AWAY	0- 0	4- 3	4- 2				
0- 0	0- 0	0- 0	NEUTRAL	0- 0	0- 0	0- 0				
2- 8	0- 1	0- 0	NON-CONFERENCE	0- 1	2- 6	2- 2				
1- 4	0- 0	0- 0	HOME	0- 1	1- 3	1- 0				
1- 4	0- 1	0- 0	AWAY	0- 0	1- 3	1- 2				
0- 0	0- 0	0- 0	NEUTRAL	0- 0	0- 0	0- 0				
5- 1	0- 0	0- 0	CONFERENCE	0- 0	5- 1	4- 0				
2- 1	0- 0	0- 0	HOME	0- 0	2- 1	1- 0				
3- 0	0- 0	0- 0	AWAY	0- 0	3- 0	3- 0				
0- 0	0- 0	0- 0	NEUTRAL	0- 0	0- 0	0- 0				

RPI 1-25				RPI 26-50				RPI 51-100				RPI 101+				Team's RPI: 255
RPI	S	Opponent	Score	RPI	S	Opponent	Score	RPI	S	Opponent	Score	RPI	S	Opponent	Score	
19	A	NC State	55 87					80	H	Mercer	56 67	108	H	High Point	45 58	
												118	H	Middle Tenn.	57 72	
												145	A	Davidson	50 58	
												147	H	Liberty	48 41	
												166	H	Furman	63 71	
												192	H	Charlotte	47 51	
												219	A	Radford	67 56	
												275	A	Campbell	60 52	
												277	H	Appalachian St.	69 60	
												289	A	Wofford	68 70	
												307	A	USC Upstate	76 70	
												315	A	Western Caro.	52 62	
												343	A	Winthrop	70 48	
												348	H	Longwood	82 52	

LAST 12 Division I GAMES:																
343	A	Winthrop	70 48	166	H	Furman	63 71	277	H	Appalachian St.	69 60					
147	H	Liberty	48 41	307	A	USC Upstate	76 70	80	H	Mercer	56 67					
348	H	Longwood	82 52	289	A	Wofford	68 70	118	H	Middle Tenn.	57 72					
219	A	Radford	67 56													
108	H	High Point	45 58													
275	A	Campbell	60 52													

Non-Div I Games: Warren Wilson 100 53

UNC Asheville

Average RPI Win:	255	WON-LOST	WINNING	LAST 10	STRENGTH OF	OPP. STRENGTH	TEAM	ADJ.	CONF.	ADJ CONF.
Average RPI Loss:	159	RECORD	PCT. RANK	GAMES	SCHEDULE	OF SCHEDULE	RPI	RPI	RPI	RPI
DIV. I ONLY	5- 12	280	3- 5	123	307	230	230	17	17	
DIV. I NON-CONF.	3- 8	268	1- 3	183	335	255	255	15	15	

TOTALS	RPI 1-25	RPI 26-50	W-L RECORDS	RPI 51-100	RPI 101-999	RPI 201+				
5- 12	0- 1	0- 1	OVERALL	0- 2	5- 8	4- 4				
3- 3	0- 0	0- 0	HOME	0- 0	3- 3	2- 2				
2- 9	0- 1	0- 1	AWAY	0- 2	2- 5	2- 2				
0- 0	0- 0	0- 0	NEUTRAL	0- 0	0- 0	0- 0				
3- 8	0- 1	0- 1	NON-CONFERENCE	0- 0	3- 6	3- 4				
1- 3	0- 0	0- 0	HOME	0- 0	1- 3	1- 2				
2- 5	0- 1	0- 1	AWAY	0- 0	2- 3	2- 2				
0- 0	0- 0	0- 0	NEUTRAL	0- 0	0- 0	0- 0				
2- 4	0- 0	0- 0	CONFERENCE	0- 2	2- 2	1- 0				
2- 0	0- 0	0- 0	HOME	0- 0	2- 0	1- 0				
0- 4	0- 0	0- 0	AWAY	0- 2	0- 2	0- 0				
0- 0	0- 0	0- 0	NEUTRAL	0- 0	0- 0	0- 0				

RPI 1-25				RPI 26-50				RPI 51-100				RPI 101+				Team's RPI: 230
RPI	S	Opponent	Score	RPI	S	Opponent	Score	RPI	S	Opponent	Score	RPI	S	Opponent	Score	
13	A	Duke	54 85	41	A	Virginia	50 68	80	A	Mercer	57 80	108	H	High Point	72 81	
								94	A	Chattanooga	42 49	127	A	ETSU	52 60	
												166	H	Furman	76 74	
												178	A	Samford	48 56	
												188	A	Norfolk St.	63 64	
												219	A	Radford	53 56	
												250	A	Presbyteria n	64 57	
												273	A	Coastal Caro.	60 54	
												275	H	Campbel l	61 72	
												288	A	Eastern Ky.	59 70	
												289	H	Wofford	66 51	
												298	H	VCU	74 61	
												300	H	Murray St.	52 63	

LAST 12 Division I GAMES:																
178	A	Samford	48 56	108	H	High Point	72 81	250	A	Presbyteria n	64 57					
80	A	Mercer	57 80	188	A	Norfolk St.	63 64	300	H	Murray St.	52 63					
166	H	Furman	76 74	300	H	Murray St.	52 63	13	A	Duke	54 85					
289	H	Wofford	66 51	127	A	ETSU	52 60	41	A	Virginia	50 68					
127	A	ETSU	52 60													
94	A	Chattanooga	42 49													

Non-Div I Games: Greensboro 82 34 Tuscul um 69 71 Lees-McRae 78 62 Southern Wesleyan 96 35
UNCG

Loss, Non-Conf, S Site, H Home A Away N Neutral

UNCW				Average RPI Win: 294		WON-LOST RECORD		WINNING PCT. RANK		LAST 10 GAMES		STRENGTH OF SCHEDULE		OPP. STRENGTH OF SCHEDULE		TEAM RPI		ADJ. RPI		CONF. RPI		ADJ. CONF. RPI	
Average RPI Loss: 160																							
DIV. I ONLY				5- 11		275		2- 8		199		296		271		271		10		10			
DIV. I NON-CONF.				5- 4		146		4- 1		305		322		210		210		13		13			
TOTALS				RPI 1-25		RPI 26-50		W-L RECORDS		RPI 51-100		RPI 101-999		RPI 201+									
5- 11				0- 0		0- 0		OVERALL		0- 4		5- 7		5- 3									
4- 4				0- 0		0- 0		HOME		0- 1		4- 3		4- 1									
1- 7				0- 0		0- 0		AWAY		0- 3		1- 4		1- 2									
0- 0				0- 0		0- 0		NEUTRAL		0- 0		0- 0		0- 0									
5- 4				0- 0		0- 0		NON-CONFERENCE		0- 1		5- 3		5- 1									
4- 0				0- 0		0- 0		HOME		0- 0		4- 0		4- 0									
1- 4				0- 0		0- 0		AWAY		0- 1		1- 3		1- 1									
0- 0				0- 0		0- 0		NEUTRAL		0- 0		0- 0		0- 0									
0- 7				0- 0		0- 0		CONFERENCE		0- 3		0- 4		0- 2									
0- 4				0- 0		0- 0		HOME		0- 1		0- 3		0- 1									
0- 3				0- 0		0- 0		AWAY		0- 2		0- 1		0- 1									
0- 0				0- 0		0- 0		NEUTRAL		0- 0		0- 0		0- 0									

RPI 1-25				RPI 26-50				RPI 51-100				RPI 101+ Team's RPI: 271			
RPI	S	Opponent	Score	RPI	S	Opponent	Score	RPI	S	Opponent	Score	RPI	S	Opponent	Score
								57	A	Drexel	42 68	134	H	William & Mary	53 66
								84	A	Elon	67 75	160	A	Pittsburgh	55 74
								88	A	North Carolina	60 86	166	A	Furman	71 76
								100	H	Delaware	49 82	200	H	Hofstra	61 69
												213	H	Northeastern	47 54
												242	H	East Carolina	66 62
												273	A	Coastal Caro.	41 57
												285	A	Towson	71 72
												289	A	Wofford	65 60
												298	H	VCU	83 67
												314	H	Georgia St.	74 62
												327	H	N. C. Central	89 63
LAST 12 Division I GAMES:															
				100	H	Delaware	49 82	84	A	Elon	67 75				
				57	A	Drexel	42 68	314	H	Georgia St.	74 62				
				285	A	Towson	71 72	289	A	Wofford	65 60				
				200	H	Hofstra	61 69	160	A	Pittsburgh	55 74				
				213	H	Northeastern	47 54	327	H	N. C. Central	89 63				
				134	H	William & Mary	53 66	298	H	VCU	83 67				

Non-Div I Games: Catawba 74 59 UNC Pembroke 73 64

UNCW

■ Loss,
 ■ Non-Conf, S Site,
 ■ Home
 ■ Away
 N Neutral

Average RPI Win:	212	WON-LOST	WINNING	LAST 10	STRENGTH OF	OPP. STRENGTH	TEAM	ADJ.	CONF.	ADJ CONF.
Average RPI Loss:	105	RECORD	PCT. RANK	GAMES	SCHEDULE	OF SCHEDULE	RPI	RPI	RPI	RPI
DIV. I ONLY	7- 10	224	5- 4	163	99	194	194	24	24	
DIV. I NON-CONF.	3- 7	254	1- 3	40	11	130	130	22	22	

TOTALS	RPI 1-25	RPI 26-50	W-L RECORDS	RPI 51-100	RPI 101-999	RPI 201+				
7- 10	0- 0	0- 2	OVERALL	2- 3	5- 5	4- 1				
5- 2	0- 0	0- 1	HOME	0- 1	5- 0	4- 0				
1- 8	0- 0	0- 1	AWAY	1- 2	0- 5	0- 1				
1- 0	0- 0	0- 0	NEUTRAL	1- 0	0- 0	0- 0				
3- 7	0- 0	0- 2	NON-CONFERENCE	2- 3	1- 2	0- 1				
1- 2	0- 0	0- 1	HOME	0- 1	1- 0	0- 0				
1- 5	0- 0	0- 1	AWAY	1- 2	0- 2	0- 1				
1- 0	0- 0	0- 0	NEUTRAL	1- 0	0- 0	0- 0				
4- 3	0- 0	0- 0	CONFERENCE	0- 0	4- 3	4- 0				
4- 0	0- 0	0- 0	HOME	0- 0	4- 0	4- 0				
0- 3	0- 0	0- 0	AWAY	0- 0	0- 3	0- 0				
0- 0	0- 0	0- 0	NEUTRAL	0- 0	0- 0	0- 0				

RPI 1-25				RPI 26-50				RPI 51-100				RPI 101+				Team's RPI: 194	
RPI	S	Opponent	Score	RPI	S	Opponent	Score	RPI	S	Opponent	Score	RPI	S	Opponent	Score		
				29	H	Iowa	47 71	54	A	UCF	43 53	109	A	Missouri St.	52 62		
				30	A	South Dakota St.	47 57	61	A	Creighton	78 89	120	A	Drake	64 81		
								67	N	Wyoming	55 40	142	A	North Dakota	72 80		
								69	A	Kansas St.	72 71	158	H	Iowa St.	57 53		
								96	H	IUPUI	48 54	172	A	Southern Ill.	53 60		
												240	A	Omaha	74 78		
												260	H	Valparaiso	77 56		
												292	H	Indiana St.	59 53		
												293	H	Loyola Chicago	70 41		
												347	H	Evansville	65 41		
LAST 12 Division I GAMES:																	
				120	A	Drake	64 81	293	H	Loyola Chicago	70 41						
				292	H	Indiana St.	59 53	69	A	Kansas St.	72 71						
				347	H	Evansville	65 41	29	H	Iowa	47 71						
				109	A	Missouri St.	52 62	240	A	Omaha	74 78						
				172	A	Southern Ill.	53 60	142	A	North Dakota	72 80						
				260	H	Valparaiso	77 56	30	A	South Dakota St.	47 57						

Non-Div I Games: Wis.-Parkside 92 62

UNI

U
N
L
V

UNLV			Through Games Of Jan. 20, 2018								
Average RPI	Win:	197	WON-LOST	WINNING	LAST 10	STRENGTH OF	OPP. STRENGTH	TEAM	ADJ.	CONF.	ADJ CONF.
Average RPI	Loss:	76	RECORD	PCT. RANK	GAMES	SCHEDULE	OF SCHEDULE	RPI	RPI	RPI	RPI
DIV. I ONLY		10- 7	118	6- 4	61	103	102	102	16	16	
DIV. I NON-CONF.		5- 6	187	1- 5	9	60	97	97	14	14	

TOTALS	RPI 1-25		RPI 26-50		W-L RECORDS	RPI 51-100		RPI 101-999		RPI 201+	
10- 7	0- 4		0- 1		OVERALL	2- 0		8- 2		4- 1	
7- 3	0- 2		0- 1		HOME	0- 0		7- 0		3- 0	
3- 2	0- 1		0- 0		AWAY	2- 0		1- 1		1- 0	
0- 2	0- 1		0- 0		NEUTRAL	0- 0		0- 1		0- 1	
5- 6	0- 4		0- 1		NON-CONFERENCE	1- 0		4- 1		1- 1	
4- 3	0- 2		0- 1		HOME	0- 0		4- 0		1- 0	
1- 1	0- 1		0- 0		AWAY	1- 0		0- 0		0- 0	
0- 2	0- 1		0- 0		NEUTRAL	0- 0		0- 1		0- 1	
5- 1	0- 0		0- 0		CONFERENCE	1- 0		4- 1		3- 0	
3- 0	0- 0		0- 0		HOME	0- 0		3- 0		2- 0	
2- 1	0- 0		0- 0		AWAY	1- 0		1- 1		1- 0	
0- 0	0- 0		0- 0		NEUTRAL	0- 0		0- 0		0- 0	

U
N
L
V

RPI 1-25				RPI 26-50				RPI 51-100				RPI 101+ Team's RPI: 102			
RPI	S	Opponent	Score	RPI	S	Opponent	Score	RPI	S	Opponent	Score	RPI	S	Opponent	Score
3	H	Mississippi St.	63 103	47	H	Minnesota	72 79	59	A	Gonzaga	52 50	138	H	Portland St.	88 80
22	N	Buffalo	53 80					71	A	New Mexico	68 66	181	H	Colorado St.	56 52
23	A	Stanford	33 74									186	A	Boise St.	60 69
24	H	Syracuse	55 69									190	H	UC Irvine	73 54
												200	H	Hofstra	68 52
												227	N	UC Riverside	88 95
												252	H	San Jose St.	79 60
												281	H	Grand Canyon	76 47
												290	A	Utah St.	63 54
												306	H	Air Force	69 57

LAST 12 Division I GAMES:															
181	H	Colorado St.	56 52	24	H	Syracuse	55 69	3	H	Mississippi St.	63 103				
71	A	New Mexico	68 66					23	A	Stanford	33 74				
306	H	Air Force	69 57					59	A	Gonzaga	52 50				
290	A	Utah St.	63 54					22	N	Buffalo	53 80				
252	H	San Jose St.	79 60					227	N	UC Riverside	88 95				
186	A	Boise St.	60 69												

Non-Div I Games:

UNLV

Average RPI Win: 334

Average RPI Loss: 174

WON-LOST
RECORDWINNING
PCT. RANKLAST 10
GAMESSTRENGTH OF
SCHEDULEOPP. STRENGTH
OF SCHEDULETEAM
RPIADJ.
RPICONF.
RPIADJ CONF.
RPIDIV. I ONLY
DIV. I NON-CONF.3- 13
2- 10305
3003- 6
2- 4221
219321
340307
331307
33122
2122
21

TOTALS

RPI 1-25

RPI 26-50

W-L RECORDS

RPI 51-100

RPI 101-999

RPI 201+

3- 13

0- 0

0- 2

OVERALL

0- 1

3- 10

3- 6

2- 5

0- 0

0- 0

HOME

0- 0

2- 5

2- 4

1- 8

0- 0

0- 2

AWAY

0- 1

1- 5

1- 2

0- 0

0- 0

0- 0

NEUTRAL

0- 0

0- 0

0- 0

2- 10

0- 0

0- 1

NON-CONFERENCE

0- 1

2- 8

2- 5

2- 4

0- 0

0- 0

HOME

0- 0

2- 4

2- 3

0- 6

0- 0

0- 1

AWAY

0- 1

0- 4

0- 2

0- 0

0- 0

0- 0

NEUTRAL

0- 0

0- 0

0- 0

1- 3

0- 0

0- 1

CONFERENCE

0- 0

1- 2

1- 1

0- 1

0- 0

0- 0

HOME

0- 0

0- 1

0- 1

1- 2

0- 0

0- 1

AWAY

0- 0

1- 1

1- 0

0- 0

0- 0

0- 0

NEUTRAL

0- 0

0- 0

0- 0

RPI 1-25

RPI 26-50

RPI 51-100

RPI 101+

Team's RPI: 307

RPI S Opponent Score

RPI S Opponent Score

RPI S Opponent Score

RPI S Opponent Score

37 A Oklahoma St. 71 108
40 A FGCU 60 93

63 A Virginia Tech 56 87

134 A William & Mary 63 83
154 A Stetson 61 62
166 H Furman 59 80
184 A Gardner-Webb 39 60
220 H North Florida 61 65
240 H Omaha 66 69
242 A East Carolina 53 66
250 H Presbyterian 69 83
255 H UNC Asheville 70 76
275 A Campbell 49 69
327 H N. C. Central 66 61
333 H South Carolina St. 63 44
342 A NJIT 95 57

LAST 12 Division I GAMES:

220 H North Florida 61 65
40 A FGCU 60 93
154 A Stetson 61 62
342 A NJIT 95 57
327 H N. C. Central 66 61
37 A Oklahoma St. 71 108
255 H UNC Asheville 70 76
333 H South Carolina St. 63 44
134 A William & Mary 63 83
166 H Furman 59 80
184 A Gardner-Webb 39 60
240 H Omaha 66 69

Non-Div I Games:

Brevard

109 39

Converse

71 51

Bob Jones

79 45

USC Upstate

Average RPI Win:	232	WON-LOST	WINNING	LAST 10	STRENGTH OF	OPP. STRENGTH	TEAM	ADJ.	CONF.	ADJ CONF.
Average RPI Loss:	113	RECORD	PCT. RANK	GAMES	SCHEDULE	OF SCHEDULE	RPI	RPI	RPI	RPI
DIV. I ONLY	10- 9	166	5- 5	215	135	180	180	23	23	
DIV. I NON-CONF.	6- 5	153	1- 3	190	46	142	142	23	23	

TOTALS	RPI 1-25	RPI 26-50	W-L RECORDS	RPI 51-100	RPI 101-999	RPI 201+				
10- 9	0- 0	0- 1	OVERALL	0- 5	10- 3	6- 2				
8- 2	0- 0	0- 1	HOME	0- 1	8- 0	4- 0				
2- 7	0- 0	0- 0	AWAY	0- 4	2- 3	2- 2				
0- 0	0- 0	0- 0	NEUTRAL	0- 0	0- 0	0- 0				
6- 5	0- 0	0- 1	NON-CONFERENCE	0- 4	6- 0	3- 0				
5- 1	0- 0	0- 1	HOME	0- 0	5- 0	2- 0				
1- 4	0- 0	0- 0	AWAY	0- 4	1- 0	1- 0				
0- 0	0- 0	0- 0	NEUTRAL	0- 0	0- 0	0- 0				
4- 4	0- 0	0- 0	CONFERENCE	0- 1	4- 3	3- 2				
3- 1	0- 0	0- 0	HOME	0- 1	3- 0	2- 0				
1- 3	0- 0	0- 0	AWAY	0- 0	1- 3	1- 2				
0- 0	0- 0	0- 0	NEUTRAL	0- 0	0- 0	0- 0				

RPI 1-25				RPI 26-50				RPI 51-100				RPI 101+				Team's RPI: 180
RPI	S	Opponent	Score	RPI	S	Opponent	Score	RPI	S	Opponent	Score	RPI	S	Opponent	Score	
				48	H	Houston	58 62	58	A	Georgia Tech	52 80	117	H	Louisiana	63 61	
								60	A	Utah	41 71	124	A	Little Rock	57 59	
								69	A	Kansas St.	56 70	175	H	San Francisco	56 54	
								82	A	Arkansas	57 91	183	H	Oral Roberts	70 46	
								97	H	South Ala.	63 76	187	H	Fresno St.	67 54	
												209	A	Arkansas St.	80 85	
												212	H	SMU	58 55	
												243	H	Troy	76 57	
												273	A	Coastal Caro.	76 89	
												277	A	Appalachian St.	64 60	
												287	H	Incarnate Word	61 48	
												311	A	UTSA	69 68	
												328	H	La. -Monroe	70 61	
LAST 12 Division I GAMES:																
				328	H	La. -Monroe	70 61	277	A	Appalachian St.	64 60					
				117	H	Louisiana	63 61	273	A	Coastal Caro.	76 89					
				209	A	Arkansas St.	80 85	175	H	San Francisco	56 54					
				124	A	Little Rock	57 59	82	A	Arkansas	57 91					
				97	H	South Ala.	63 76	58	A	Georgia Tech	52 80					
				243	H	Troy	76 57	69	A	Kansas St.	56 70					

Non-Div I Games:

UT Arlington

Average RPI Win:	306	WON-LOST	WINNING	LAST 10	STRENGTH OF	OPP. STRENGTH	TEAM	ADJ.	CONF.	ADJ CONF.
Average RPI Loss:	138	RECORD	PCT. RANK	GAMES	SCHEDULE	OF SCHEDULE	RPI	RPI	RPI	RPI
DIV. I ONLY	6- 12	258	4- 6	174	285	245	245	26	26	
DIV. I NON-CONF.	2- 8	290	0- 3	105	131	259	259	27	27	

TOTALS	RPI 1-25	RPI 26-50	W-L RECORDS	RPI 51-100	RPI 101-999	RPI 201+				
6- 12	0- 1	0- 1	OVERALL	0- 3	6- 7	6- 4				
4- 3	0- 0	0- 0	HOME	0- 1	4- 2	4- 1				
2- 7	0- 1	0- 1	AWAY	0- 1	2- 4	2- 2				
0- 2	0- 0	0- 0	NEUTRAL	0- 1	0- 1	0- 1				
2- 8	0- 1	0- 1	NON-CONFERENCE	0- 2	2- 4	2- 2				
2- 1	0- 0	0- 0	HOME	0- 0	2- 1	2- 0				
0- 5	0- 1	0- 1	AWAY	0- 1	0- 2	0- 1				
0- 2	0- 0	0- 0	NEUTRAL	0- 1	0- 1	0- 1				
4- 4	0- 0	0- 0	CONFERENCE	0- 1	4- 3	4- 2				
2- 2	0- 0	0- 0	HOME	0- 1	2- 1	2- 1				
2- 2	0- 0	0- 0	AWAY	0- 0	2- 2	2- 1				
0- 0	0- 0	0- 0	NEUTRAL	0- 0	0- 0	0- 0				

RPI 1-25				RPI 26-50				RPI 51-100				RPI 101+ Team's RPI: 245			
RPI	S	Opponent	Score	RPI	S	Opponent	Score	RPI	S	Opponent	Score	RPI	S	Opponent	Score
4	A	Louisville	56 91	45	A	Purdue	58 60	66	N	Saint Mary's (CA)	58 69	153	A	SIUE	70 73
								74	H	Belmont	63 65	170	H	Northwestern	63 71
								94	A	Chattanooga	82 87	172	A	Southern Ill.	72 84
												207	N	Eastern Wash.	58 61
												209	A	Arkansas St.	73 84
												226	H	Morehead St.	76 81
												235	A	Austin Peay	62 69
												249	H	N.C. A&T	76 63
												288	H	Eastern Ky.	77 49
												300	A	Murray St.	97 80
												315	H	Western Caro.	62 54
												340	A	Eastern Ill.	72 44
												345	H	Tennessee St.	80 68

LAST 12 Division I GAMES:															
153	A	SIUE	70 73	74	H	Belmont	63 65	345	H	Tennessee St.	80 68	207	N	Eastern Wash.	58 61
340	A	Eastern Ill.	72 44	45	A	Purdue	58 60	66	N	Saint Mary's (CA)	58 69	4	A	Louisville	56 91
226	H	Morehead St.	76 81												
288	H	Eastern Ky.	77 49												
300	A	Murray St.	97 80												
235	A	Austin Peay	62 69												

Non-Div I Games: Rhodes 90 49 Ala.-Huntsville 104 73

UT Martin

Average RPI Win: 295
Average RPI Loss: 207

WON-LOST
RECORD

WINNING
PCT. RANK

LAST 10
GAMES

STRENGTH OF
SCHEDULE

OPP. STRENGTH
OF SCHEDULE

TEAM
RPI

ADJ.
RPI

CONF.
RPI

ADJ CONF.
RPI

DIV. I ONLY	7- 10	224	2- 8	336	325	313	313	30	30
DIV. I NON-CONF.	7- 5	132	4- 3	331	301	245	245	30	30
<hr/>									
TOTALS	RPI 1-25	RPI 26-50	W-L RECORDS	RPI 51-100	RPI 101-999	RPI 201+			
7- 10	0- 0	0- 2	OVERALL	0- 0	7- 8	7- 7			
6- 4	0- 0	0- 1	HOME	0- 0	6- 3	6- 3			
1- 6	0- 0	0- 1	AWAY	0- 0	1- 5	1- 4			
0- 0	0- 0	0- 0	NEUTRAL	0- 0	0- 0	0- 0			
7- 5	0- 0	0- 2	NON-CONFERENCE	0- 0	7- 3	7- 2			
6- 1	0- 0	0- 1	HOME	0- 0	6- 0	6- 0			
1- 4	0- 0	0- 1	AWAY	0- 0	1- 3	1- 2			
0- 0	0- 0	0- 0	NEUTRAL	0- 0	0- 0	0- 0			
0- 5	0- 0	0- 0	CONFERENCE	0- 0	0- 5	0- 5			
0- 3	0- 0	0- 0	HOME	0- 0	0- 3	0- 3			
0- 2	0- 0	0- 0	AWAY	0- 0	0- 2	0- 2			
0- 0	0- 0	0- 0	NEUTRAL	0- 0	0- 0	0- 0			

RPI	S	Opponent	Score	RPI	S	Opponent	Score	RPI	S	Opponent	Score	RPI	S	Opponent	Score
37	A	Oklahoma St.	80	44	H	Southern California	71					189	A	Wisconsin	82
												210	A	Seattle U	64
												232	A	Texas Tech	80
												247	H	UMKC	54
												262	H	CSU Bakersfield	67
												264	A	North Dakota St.	79
												268	A	A&M-Corpus Christi	71
												268	H	A&M-Corpus Christi	53
												281	H	Grand Canyon	65
												295	H	Prairie View	62
												299	H	Massachusetts	59
												301	H	Canisius	46
												302	A	Utah Valley	69
												311	H	UTSA	58
												329	H	Florida A&M	38
<hr/>															
Team's RPI: 313															
<hr/>															
LAST 12 Division I GAMES:															
210	A	Seattle U	64	301	H	Canisius	46	232	A	Texas Tech	80	189	A	Wisconsin	82
302	A	Utah Valley	69	264	A	North Dakota St.	79	311	H	UTSA	58	299	H	Massachusetts	59
281	H	Grand Canyon	65	268	A	A&M-Corpus Christi	71	295	H	Prairie View	62	268	H	A&M-Corpus Christi	53
262	H	CSU Bakersfield	67	281	H	Grand Canyon	65	247	H	UMKC	54	262	H	CSU Bakersfield	67
247	H	UMKC	54	264	A	North Dakota St.	79	232	A	Texas Tech	80	210	A	Seattle U	64
44	H	Southern California	71	301	H	Canisius	46	189	A	Wisconsin	82	189	A	Wisconsin	82

UTRGV

UTRGV

Non-Div I Games: Texas Lutheran 78 43 Concordia (TX) 67 49 Trinity (TX) 62 57

UTRGV

Loss, Non-Conf, S Site, H Home A Away N Neutral

Average RPI Win:	334	WON-LOST	WINNING	LAST 10	STRENGTH OF	OPP. STRENGTH	TEAM	ADJ.	CONF.	ADJ CONF.
Average RPI Loss:	163	RECORD	PCT. RANK	GAMES	SCHEDULE	OF SCHEDULE	RPI	RPI	RPI	RPI
DIV. I ONLY	2- 14	321	1- 8	192	276	311	311	18	18	
DIV. I NON-CONF.	1- 9	318	1- 4	214	254	318	318	19	19	

TOTALS	RPI 1-25	RPI 26-50	W-L RECORDS	RPI 51-100	RPI 101-999	RPI 201+				
2- 14	0- 1	0- 1	OVERALL	0- 1	2- 11	2- 3				
1- 4	0- 0	0- 0	HOME	0- 0	1- 4	1- 0				
0- 10	0- 1	0- 1	AWAY	0- 1	0- 7	0- 3				
1- 0	0- 0	0- 0	NEUTRAL	0- 0	1- 0	1- 0				
1- 9	0- 1	0- 1	NON-CONFERENCE	0- 0	1- 7	1- 2				
0- 3	0- 0	0- 0	HOME	0- 0	0- 3	0- 0				
0- 6	0- 1	0- 1	AWAY	0- 0	0- 4	0- 2				
1- 0	0- 0	0- 0	NEUTRAL	0- 0	1- 0	1- 0				
1- 5	0- 0	0- 0	CONFERENCE	0- 1	1- 4	1- 1				
1- 1	0- 0	0- 0	HOME	0- 0	1- 1	1- 0				
0- 4	0- 0	0- 0	AWAY	0- 1	0- 3	0- 1				
0- 0	0- 0	0- 0	NEUTRAL	0- 0	0- 0	0- 0				

RPI 1-25				RPI 26-50				RPI 51-100				RPI 101+ Team's RPI: 311			
RPI	S	Opponent	Score	RPI	S	Opponent	Score	RPI	S	Opponent	Score	RPI	S	Opponent	Score
10	A	Texas	70 120	33	A	Arizona St.	42 74	52	A	Western Ky.	38 73	118	H	Middle Tenn.	47 62
												128	A	Rice	52 83
												142	H	North Dakota	47 60
												146	H	Northern Ill.	55 69
												163	A	Texas St.	38 91
												174	A	San Diego	69 78
												180	H	UT Arlington	68 69
												191	A	Louisiana Tech	55 63
												310	A	Cal St. Fullerton	46 55
												313	A	UTRGV	58 70
												323	A	Old Dominion	63 69
												323	H	Old Dominion	64 56
												344	N	Mississippi Val.	68 55

LAST 12 Division I GAMES:															
323	A	Old Dominion	63 69	310	A	Cal St. Fullerton	46 55								
52	A	Western Ky.	38 73	174	A	San Diego	69 78								
323	H	Old Dominion	64 56	163	A	Texas St.	38 91								
118	H	Middle Tenn.	47 62	313	A	UTRGV	58 70								
128	A	Rice	52 83	344	N	Mississippi Val.	68 55								
191	A	Louisiana Tech	55 63	142	H	North Dakota	47 60								

Non-Div I Games: Sul Ross St. 97 47 Tex. A&M-Commerce 60 69

UTSA

Average RPI Win:	158	WON-LOST	WINNING	LAST 10	STRENGTH OF	OPP. STRENGTH	TEAM	ADJ.	CONF.	ADJ CONF.
Average RPI Loss:	55	RECORD	PCT. RANK	GAMES	SCHEDULE	OF SCHEDULE	RPI	RPI	RPI	RPI
DIV. I ONLY	13- 5	58	6- 4	84	39	60	60	3	3	
DIV. I NON-CONF.	9- 2	34	4- 1	118	136	37	37	3	3	

TOTALS	RPI 1-25	RPI 26-50	W-L RECORDS	RPI 51-100	RPI 101-999	RPI 201+				
13- 5	0- 1	2- 2	OVERALL	2- 1	9- 1	4- 0				
8- 3	0- 1	1- 2	HOME	1- 0	6- 0	3- 0				
5- 2	0- 0	1- 0	AWAY	1- 1	3- 1	1- 0				
0- 0	0- 0	0- 0	NEUTRAL	0- 0	0- 0	0- 0				
9- 2	0- 0	1- 0	NON-CONFERENCE	1- 1	7- 1	3- 0				
7- 0	0- 0	1- 0	HOME	1- 0	5- 0	2- 0				
2- 2	0- 0	0- 0	AWAY	0- 1	2- 1	1- 0				
0- 0	0- 0	0- 0	NEUTRAL	0- 0	0- 0	0- 0				
4- 3	0- 1	1- 2	CONFERENCE	1- 0	2- 0	1- 0				
1- 3	0- 1	0- 2	HOME	0- 0	1- 0	1- 0				
3- 0	0- 0	1- 0	AWAY	1- 0	1- 0	0- 0				
0- 0	0- 0	0- 0	NEUTRAL	0- 0	0- 0	0- 0				

RPI 1-25				RPI 26-50				RPI 51-100				RPI 101+			
RPI	S	Opponent	Score	RPI	S	Opponent	Score	RPI	S	Opponent	Score	RPI	S	Opponent	Score
9	H	UCLA	74 81	33	A	Arizona St.	58 56	51	A	Washington St.	81 79	119	A	BYU	68 77
				33	H	Arizona St.	81 83	66	H	Saint Mary's (CA)	74 63	140	A	Washington	74 65
				44	H	Southern Cal i forn i a	47 58	72	A	Al abama	60 65	148	A	Weber St.	85 58
				45	H	Purdue	81 68					150	H	Nevada	87 61
												180	H	UT Arlington	71 41
												183	H	Oral Roberts	71 50
												202	H	Pepperdi ne	89 65
												283	H	Ari zona	89 55
												287	H	Incarnate Word	90 31
												290	A	Utah St.	79 44

LAST 12 Di v i s i o n I GAMES:															
				33	A	Ari zona St.	58 56	283	H	Ari zona	89 55				
				44	H	Southern Cal i forn i a	47 58	183	H	Oral Roberts	71 50				
				9	H	UCLA	74 81	290	A	Utah St.	79 44				
				51	A	Washington St.	81 79	119	A	BYU	68 77				
				140	A	Washington	74 65	202	H	Pepperdi ne	89 65				
				33	H	Ari zona St.	81 83	66	H	Saint Mary's (CA)	74 63				

Non-Di v I Games:

Utah

Average RPI Win: 167

Average RPI Loss: 183

WON-LOST
RECORDWINNING
PCT. RANKLAST 10
GAMESSTRENGTH OF
SCHEDULEOPP. STRENGTH
OF SCHEDULETEAM
RPIADJ.
RPICONF.
RPIADJ CONF.
RPIDIV. I ONLY
DIV. I NON-CONF.3- 15
1- 9314
3182- 8
1- 3158
192240
318290
309290
30916
1416
14

TOTALS

RPI 1-25

RPI 26-50

W-L RECORDS

RPI 51-100

RPI 101-999

RPI 201+

3- 15

0- 0

0- 0

OVERALL

0- 3

3- 12

1- 6

2- 5

0- 0

0- 0

HOME

0- 1

2- 4

1- 2

1- 8

0- 0

0- 0

AWAY

0- 1

1- 7

0- 3

0- 2

0- 0

0- 0

NEUTRAL

0- 1

0- 1

0- 1

1- 9

0- 0

0- 0

NON-CONFERENCE

0- 2

1- 7

0- 5

0- 3

0- 0

0- 0

HOME

0- 1

0- 2

0- 2

1- 4

0- 0

0- 0

AWAY

0- 0

1- 4

0- 2

0- 2

0- 0

0- 0

NEUTRAL

0- 1

0- 1

0- 1

2- 6

0- 0

0- 0

CONFERENCE

0- 1

2- 5

1- 1

2- 2

0- 0

0- 0

HOME

0- 0

2- 2

1- 0

0- 4

0- 0

0- 0

AWAY

0- 1

0- 3

0- 1

0- 0

0- 0

0- 0

NEUTRAL

0- 0

0- 0

0- 0

RPI 1-25

RPI 26-50

RPI 51-100

RPI 101+

Team's RPI: 290

RPI S Opponent Score

RPI S Opponent Score

RPI S Opponent Score

RPI S Opponent Score

55 N Oregon St. 55 94
 60 H Utah 44 79
 67 A Wyomi ng 44 61

102 H UNLV 54 63
 119 A BYU 76 69
 144 A Idaho St. 44 64
 150 H Nevada 79 57
 181 A Colorado St. 45 56
 186 H Boise St. 42 64
 187 A Fresno St. 56 57
 190 A UC Irvi ne 84 87
 204 H Denver 72 74
 223 N Montana St. 52 64
 231 H San Diego St. 62 58
 252 A San Jose St. 66 79
 283 H Ari zona 49 65
 302 A Utah Valley 43 61
 303 A Southern Utah 67 70

LAST 12 Division I GAMES:

67 A Wyomi ng 44 61 231 H San Diego St. 62 58
 186 H Boise St. 42 64 252 A San Jose St. 66 79
 150 H Nevada 79 57 60 H Utah 44 79
 181 A Colorado St. 45 56 204 H Denver 72 74
 102 H UNLV 54 63 302 A Utah Valley 43 61
 187 A Fresno St. 56 57 119 A BYU 76 69

Non-Div I Games:

Dixie St.

92 72

Utah St.

Average RPI Win:	281	WON-LOST	WINNING	LAST 10	STRENGTH OF	OPP. STRENGTH	TEAM	ADJ.	CONF.	ADJ CONF.
Average RPI Loss:	202	RECORD	PCT. RANK	GAMES	SCHEDULE	OF SCHEDULE	RPI	RPI	RPI	RPI
DIV. I ONLY	7- 11	235	4- 5	340	301	302	302	30	30	
DIV. I NON-CONF.	4- 9	249	3- 3	322	282	328	328	30	30	

TOTALS	RPI 1-25	RPI 26-50	W-L RECORDS	RPI 51-100	RPI 101-999	RPI 201+				
7- 11	0- 0	0- 0	OVERALL	0- 1	7- 10	6- 7				
5- 3	0- 0	0- 0	HOME	0- 0	5- 3	4- 2				
2- 8	0- 0	0- 0	AWAY	0- 0	2- 1	2- 1				
0- 0	0- 0	0- 0	NEUTRAL	0- 0	0- 0	0- 0				
4- 9	0- 0	0- 0	NON-CONFERENCE	0- 1	4- 8	3- 5				
4- 2	0- 0	0- 0	HOME	0- 0	4- 2	3- 1				
0- 7	0- 0	0- 0	AWAY	0- 1	0- 6	0- 4				
0- 0	0- 0	0- 0	NEUTRAL	0- 0	0- 0	0- 0				
3- 2	0- 0	0- 0	CONFERENCE	0- 0	3- 2	3- 2				
1- 1	0- 0	0- 0	HOME	0- 0	1- 1	1- 1				
2- 1	0- 0	0- 0	AWAY	0- 0	2- 1	2- 1				
0- 0	0- 0	0- 0	NEUTRAL	0- 0	0- 0	0- 0				

RPI 1-25				RPI 26-50				RPI 51-100				RPI 101+ Team's RPI: 302					
RPI	S	Opponent	Score	RPI	S	Opponent	Score	RPI	S	Opponent	Score	RPI	S	Opponent	Score		
								55	A	Oregon St.	41	98	119	A	BYU	54	75
												144	H	Idaho St.	58	70	
												148	A	Weber St.	57	75	
												173	H	Cal Poly	89	70	
												202	A	Pepperdine	44	71	
												204	A	Denver	53	72	
												207	A	Eastern Wash.	41	61	
												246	H	New Mexico St.	72	82	
												247	A	UMKC	66	59	
												262	A	CSU Bakersfield	58	63	
												290	H	Utah St.	61	43	
												303	H	Southern Utah	69	61	
												306	H	Air Force	59	56	
												310	H	Cal St. Fullerton	36	73	
												313	H	UTRGV	69	60	
												322	A	Portland	64	71	
												337	A	Chicago St.	68	30	

LAST 12 Division I GAMES:																	
246	H	New Mexico St.	72	82	310	H	Cal St. Fullerton	36	73								
313	H	UTRGV	69	60	173	H	Cal Poly	89	70								
337	A	Chicago St.	68	30	144	H	Idaho St.	58	70								
247	A	UMKC	66	59	290	H	Utah St.	61	43								
262	A	CSU Bakersfield	58	63	306	H	Air Force	59	56								
204	A	Denver	53	72	202	A	Pepperdine	44	71								

Non-Div I Games: Dixie St. 72 63 Antelope Valley 78 54

Utah Valley

Loss, Non-Conf, S Site, H Home A Away N Neutral

Average RPI Win:	320	WON-LOST	WINNING	LAST 10	STRENGTH OF	OPP. STRENGTH	TEAM	ADJ.	CONF.	ADJ CONF.
Average RPI Loss:	154	RECORD	PCT. RANK	GAMES	SCHEDULE	OF SCHEDULE	RPI	RPI	RPI	RPI
DIV. I ONLY	4- 13	293	3- 7	249	254	298	298	13	13	
DIV. I NON-CONF.	3- 9	280	3- 4	292	316	326	326	11	11	

TOTALS	RPI 1-25	RPI 26-50	W-L RECORDS	RPI 51-100	RPI 101-999	RPI 201+				
4- 13	0- 0	0- 1	OVERALL	0- 4	4- 8	4- 4				
2- 5	0- 0	0- 0	HOME	0- 3	2- 2	2- 0				
1- 6	0- 0	0- 0	AWAY	0- 0	1- 0	1- 0				
1- 2	0- 0	0- 0	NEUTRAL	0- 1	1- 1	1- 0				
3- 9	0- 0	0- 1	NON-CONFERENCE	0- 1	3- 7	3- 4				
2- 2	0- 0	0- 0	HOME	0- 0	2- 2	2- 0				
0- 5	0- 0	0- 1	AWAY	0- 0	0- 4	0- 4				
1- 2	0- 0	0- 0	NEUTRAL	0- 1	1- 1	1- 0				
1- 4	0- 0	0- 0	CONFERENCE	0- 3	1- 1	1- 0				
0- 3	0- 0	0- 0	HOME	0- 3	0- 0	0- 0				
1- 1	0- 0	0- 0	AWAY	0- 0	1- 1	1- 0				
0- 0	0- 0	0- 0	NEUTRAL	0- 0	0- 0	0- 0				

RPI 1-25				RPI 26-50				RPI 51-100				RPI 101+				Team's RPI: 298	
RPI	S	Opponent	Score	RPI	S	Opponent	Score	RPI	S	Opponent	Score	RPI	S	Opponent	Score		
				47	A	Minnesota	63 108										
								73	H	Duquesne	51 70	114	N	Penn	52 82		
								76	H	Fordham	54 64	139	H	Georgetown	59 71		
								80	N	Mercer	54 70	156	A	Saint Joseph's	41 79		
								92	H	George Washington	39 61	188	H	Norfolk St.	52 66		
												219	A	Radford	62 79		
												230	A	UNCG	61 74		
												271	A	UNCW	67 83		
												304	H	Coppin St.	62 47		
												314	A	Georgia St.	56 61		
												320	A	Rhode Island	61 49		
												323	H	Old Dominion	68 39		
												332	N	Long Beach St.	69 59		
LAST 12 Division I GAMES:																	
				76	H	Fordham	54 64					114	N	Penn	52 82		
				320	A	Rhode Island	61 49					139	H	Georgetown	59 71		
				73	H	Duquesne	51 70					304	H	Coppin St.	62 47		
				92	H	George Washington	39 61					219	A	Radford	62 79		
				156	A	Saint Joseph's	41 79					323	H	Old Dominion	68 39		
				332	N	Long Beach St.	69 59					271	A	UNCW	67 83		

Non-Div I Games:

VCU

Average RPI Win:	307	WON-LOST	WINNING	LAST 10	STRENGTH OF	OPP. STRENGTH	TEAM	ADJ.	CONF.	ADJ CONF.
Average RPI Loss:	136	RECORD	PCT. RANK	GAMES	SCHEDULE	OF SCHEDULE	RPI	RPI	RPI	RPI
DIV. I ONLY	7- 8	205	5- 4	337	202	260	260	24	24	
DIV. I NON-CONF.	5- 4	146	4- 1	341	229	243	243	22	22	

TOTALS	RPI 1-25	RPI 26-50	W-L RECORDS	RPI 51-100	RPI 101-999	RPI 201+				
7- 8	0- 0	0- 1	OVERALL	0- 0	7- 7	7- 1				
5- 1	0- 0	0- 0	HOME	0- 0	5- 1	5- 1				
2- 7	0- 0	0- 0	AWAY	0- 0	2- 0	2- 0				
0- 0	0- 0	0- 0	NEUTRAL	0- 0	0- 0	0- 0				
5- 4	0- 0	0- 1	NON-CONFERENCE	0- 0	5- 3	5- 0				
3- 0	0- 0	0- 0	HOME	0- 0	3- 0	3- 0				
2- 4	0- 0	0- 1	AWAY	0- 0	2- 3	2- 0				
0- 0	0- 0	0- 0	NEUTRAL	0- 0	0- 0	0- 0				
2- 4	0- 0	0- 0	CONFERENCE	0- 0	2- 4	2- 1				
2- 1	0- 0	0- 0	HOME	0- 0	2- 1	2- 1				
0- 3	0- 0	0- 0	AWAY	0- 0	0- 3	0- 0				
0- 0	0- 0	0- 0	NEUTRAL	0- 0	0- 0	0- 0				

RPI	S	Opponent	Score	RPI	S	Opponent	Score	RPI	S	Opponent	Score	RPI	S	Opponent	Score
				45	A	Purdue	49 95					109	A	Missouri St.	60 83
												120	A	Drake	50 86
												129	A	Miami (OH)	68 77
												130	A	Bowling Green	77 90
												147	A	Liberty	40 61
												194	A	UNI	56 77
												216	H	Bradley	69 88
												244	H	Illinois St.	56 50
												281	H	Grand Canyon	80 75
												293	H	Loyola Chicago	76 60
												305	H	Fort Wayne	68 50
												337	H	Chicago St.	71 60
												340	A	Eastern Ill.	76 67
												348	A	Longwood	81 68
LAST 12 Division I GAMES:															
				109	A	Missouri St.	60 83	305	H	Fort Wayne	68 50				
				293	H	Loyola Chicago	76 60	340	A	Eastern Ill.	76 67				
				216	H	Bradley	69 88	337	H	Chicago St.	71 60				
				244	H	Illinois St.	56 50	45	A	Purdue	49 95				
				194	A	UNI	56 77	348	A	Longwood	81 68				
				120	A	Drake	50 86	147	A	Liberty	40 61				

Non-Div I Games: Ind.-Northwest 99 59 Ind.-Kokomo 81 47

Valparaiso

Average RPI Win:	146	WON-LOST	WINNING	LAST 10	STRENGTH OF	OPP. STRENGTH	TEAM	ADJ.	CONF.	ADJ CONF.
Average RPI Loss:	59	RECORD	PCT. RANK	GAMES	SCHEDULE	OF SCHEDULE	RPI	RPI	RPI	RPI
DIV. I ONLY	5- 15	292	2- 8	11	22	126	126	2	2	
DIV. I NON-CONF.	4- 10	267	2- 4	35	20	156	156	2	2	

TOTALS	RPI 1-25	RPI 26-50	W-L RECORDS	RPI 51-100	RPI 101-999	RPI 201+				
5- 15	0- 7	0- 3	OVERALL	1- 1	4- 4	1- 0				
3- 8	0- 4	0- 1	HOME	0- 1	3- 2	1- 0				
2- 5	0- 2	0- 2	AWAY	1- 0	1- 1	0- 0				
0- 2	0- 1	0- 0	NEUTRAL	0- 0	0- 1	0- 0				
4- 10	0- 3	0- 2	NON-CONFERENCE	1- 1	3- 4	1- 0				
2- 5	0- 1	0- 1	HOME	0- 1	2- 2	1- 0				
2- 3	0- 1	0- 1	AWAY	1- 0	1- 1	0- 0				
0- 2	0- 1	0- 0	NEUTRAL	0- 0	0- 1	0- 0				
1- 5	0- 4	0- 1	CONFERENCE	0- 0	1- 0	0- 0				
1- 3	0- 3	0- 0	HOME	0- 0	1- 0	0- 0				
0- 2	0- 1	0- 1	AWAY	0- 0	0- 0	0- 0				
0- 0	0- 0	0- 0	NEUTRAL	0- 0	0- 0	0- 0				

RPI 1-25				RPI 26-50				RPI 51-100				RPI 101+ Team's RPI: 126			
RPI	S	Opponent	Score	RPI	S	Opponent	Score	RPI	S	Opponent	Score	RPI	S	Opponent	Score
4	A	Louisville	57 79	36	H	Bail St.	79 88	74	H	Belmont	74 111	106	H	Kentucky	70 55
8	A	Tennessee	73 86	38	A	Central Mich.	75 92	92	A	George Washington	69 59	110	A	Tulane	59 71
12	H	Missouri	70 81	43	A	LSU	65 85					116	A	Saint Louis	74 69
18	H	South Carolina	82 95									118	H	Middle Tenn.	54 65
19	H	NC State	72 83									158	H	Iowa St.	77 74
21	H	Georgia	52 81									169	H	Memphis	60 71
24	N	Syracuse	78 84									189	N	Wisconsin	71 73
												257	H	Lipscomb	92 82

LAST 12 Division I GAMES:															
18	H	South Carolina	82 95	257	H	Lipscomb	92 82	74	H	Belmont	74 111	19	H	NC State	72 83
106	H	Kentucky	70 55					169	H	Memphis	60 71	4	A	Louisville	57 79
12	H	Missouri	70 81					158	H	Iowa St.	77 74				
8	A	Tennessee	73 86												
21	H	Georgia	52 81												
43	A	LSU	65 85												

Non-Div I Games:

Vanderbilt

Average RPI Win:	306	WON-LOST	WINNING	LAST 10	STRENGTH OF	OPP. STRENGTH	TEAM	ADJ.	CONF.	ADJ CONF.
Average RPI Loss:	165	RECORD	PCT. RANK	GAMES	SCHEDULE	OF SCHEDULE	RPI	RPI	RPI	RPI
DIV. I ONLY	4- 13	293	3- 7	293	204	318	318	20	20	
DIV. I NON-CONF.	2- 10	300	1- 6	269	139	335	335	24	24	

TOTALS	RPI 1-25	RPI 26-50	W-L RECORDS	RPI 51-100	RPI 101-999	RPI 201+				
4- 13	0- 0	0- 0	OVERALL	0- 4	4- 9	4- 6				
3- 6	0- 0	0- 0	HOME	0- 2	3- 4	3- 2				
1- 7	0- 0	0- 0	AWAY	0- 0	1- 0	1- 0				
0- 0	0- 0	0- 0	NEUTRAL	0- 0	0- 0	0- 0				
2- 10	0- 0	0- 0	NON-CONFERENCE	0- 3	2- 7	2- 5				
2- 5	0- 0	0- 0	HOME	0- 2	2- 3	2- 2				
0- 5	0- 0	0- 0	AWAY	0- 1	0- 4	0- 3				
0- 0	0- 0	0- 0	NEUTRAL	0- 0	0- 0	0- 0				
2- 3	0- 0	0- 0	CONFERENCE	0- 1	2- 2	2- 1				
1- 1	0- 0	0- 0	HOME	0- 0	1- 1	1- 0				
1- 2	0- 0	0- 0	AWAY	0- 1	1- 1	1- 1				
0- 0	0- 0	0- 0	NEUTRAL	0- 0	0- 0	0- 0				

RPI 1-25				RPI 26-50				RPI 51-100				RPI 101+				Team's RPI: 318
RPI	S	Opponent	Score	RPI	S	Opponent	Score	RPI	S	Opponent	Score	RPI	S	Opponent	Score	
								64	A	Mi ami (FL)	49 73	105	A	Dartmouth	56 66	
								65	H	Ameri can	62 64	164	H	New Hampshi re	49 52	
								83	A	Main e	55 64	168	H	Boston U.	41 57	
								85	H	James Madi son	56 68	203	H	Col umbi a	66 73	
												213	H	Northeastern	66 71	
												218	A	Stony Brook	57 80	
												225	A	Holy Cross	53 64	
												228	H	Howard	88 65	
												269	A	Ri der	49 64	
												278	A	FIU	70 80	
												309	H	Central Conn. St.	62 48	
												336	A	UMBC	72 58	
												349	H	UMass Lowell	63 55	

LAST 12 Division I GAMES:																
164	H	New Hampshi re	49 52	309	H	Central Conn. St.	62 48									
83	A	Main e	55 64	213	H	Northeastern	66 71									
218	A	Stony Brook	57 80	225	A	Holy Cross	53 64									
336	A	UMBC	72 58	168	H	Boston U.	41 57									
349	H	UMass Lowell	63 55	269	A	Ri der	49 64									
278	A	FIU	70 80	85	H	James Madi son	56 68									

Non-Div I Games: Norwich 75 31

Vermont

Average RPI Win:	125	WON-LOST	WINNING	LAST 10	STRENGTH OF	OPP. STRENGTH	TEAM	ADJ.	CONF.	ADJ CONF.
Average RPI Loss:	71	RECORD	PCT. RANK	GAMES	SCHEDULE	OF SCHEDULE	RPI	RPI	RPI	RPI
DIV. I ONLY	15- 4	33	6- 4	29	49	17	17	6	6	
DIV. I NON-CONF.	10- 1	16	3- 1	13	126	8	8	5	5	

TOTALS	RPI 1-25	RPI 26-50	W-L RECORDS	RPI 51-100	RPI 101-999	RPI 201+				
15- 4	1- 0	2- 1	OVERALL	2- 2	10- 1	2- 0				
4- 2	1- 0	1- 0	HOME	0- 1	2- 1	0- 0				
8- 2	0- 0	1- 1	AWAY	0- 1	7- 0	2- 0				
3- 0	0- 0	0- 0	NEUTRAL	2- 0	1- 0	0- 0				
10- 1	1- 0	1- 0	NON-CONFERENCE	2- 0	6- 1	2- 0				
2- 1	1- 0	0- 0	HOME	0- 0	1- 1	0- 0				
5- 0	0- 0	1- 0	AWAY	0- 0	4- 0	2- 0				
3- 0	0- 0	0- 0	NEUTRAL	2- 0	1- 0	0- 0				
5- 3	0- 0	1- 1	CONFERENCE	0- 2	4- 0	0- 0				
2- 1	0- 0	1- 0	HOME	0- 1	1- 0	0- 0				
3- 2	0- 0	0- 1	AWAY	0- 1	3- 0	0- 0				
0- 0	0- 0	0- 0	NEUTRAL	0- 0	0- 0	0- 0				

RPI	S	Opponent	Score	RPI	S	Opponent	Score	RPI	S	Opponent	Score	RPI	S	Opponent	Score
13	H	Duke	64 55	28	H	DePaul	84 58	61	A	Creighton	54 69	103	A	Seton Hall	67 59
				31	A	St. John's (NY)	64 70	65	N	American	65 60	112	A	Hartford	71 53
				46	A	Princeton	62 59	77	H	Butler	53 76	114	H	Penn	77 79
								85	N	James Madison	60 57	139	A	Georgetown	60 58
												143	H	Xavier	75 57
												156	H	Saint Joseph's	79 44
												159	N	Lehigh	62 42
												171	A	Temple	69 65
												176	A	Providence	63 55
												205	A	La Salle	76 49
												274	A	Fairfield	73 44

LAST 12 Division I GAMES:															
				28	H	DePaul	84 58	77	H	Butler	53 76				
				114	H	Penn	77 79	176	A	Providence	63 55				
				31	A	St. John's (NY)	64 70	61	A	Creighton	54 69				
				103	A	Seton Hall	67 59	205	A	La Salle	76 49				
				139	A	Georgetown	60 58	171	A	Temple	69 65				
				143	H	Xavier	75 57	274	A	Fairfield	73 44				

Non-Div I Games:

Villanova

Average RPI Win:	140	WON-LOST	WINNING	LAST 10	STRENGTH OF	OPP. STRENGTH	TEAM	ADJ.	CONF.	ADJ CONF.
Average RPI Loss:	31	RECORD	PCT. RANK	GAMES	SCHEDULE	OF SCHEDULE	RPI	RPI	RPI	RPI
DIV. I ONLY	12- 7	95	8- 2	16	16	41	41	1	1	
DIV. I NON-CONF.	7- 6	165	4- 2	18	16	76	76	1	1	

TOTALS	RPI 1-25	RPI 26-50	W-L RECORDS	RPI 51-100	RPI 101-999	RPI 201+				
12- 7	2- 4	0- 1	OVERALL	3- 2	7- 0	3- 0				
8- 3	1- 1	0- 1	HOME	1- 1	6- 0	3- 0				
2- 4	1- 3	0- 0	AWAY	0- 1	1- 0	0- 0				
2- 0	0- 0	0- 0	NEUTRAL	2- 0	0- 0	0- 0				
7- 6	0- 3	0- 1	NON-CONFERENCE	3- 2	4- 0	3- 0				
5- 3	0- 1	0- 1	HOME	1- 1	4- 0	3- 0				
0- 3	0- 2	0- 0	AWAY	0- 1	0- 0	0- 0				
2- 0	0- 0	0- 0	NEUTRAL	2- 0	0- 0	0- 0				
5- 1	2- 1	0- 0	CONFERENCE	0- 0	3- 0	0- 0				
3- 0	1- 0	0- 0	HOME	0- 0	2- 0	0- 0				
2- 1	1- 1	0- 0	AWAY	0- 0	1- 0	0- 0				
0- 0	0- 0	0- 0	NEUTRAL	0- 0	0- 0	0- 0				

RPI 1-25				RPI 26-50				Team's RPI: 41				RPI 51-100				RPI 101+			
RPI	S	Opponent	Score	RPI	S	Opponent	Score	RPI	S	Opponent	Score	RPI	S	Opponent	Score	RPI	S	Opponent	Score
3	A	Mississippi St.	53 68	32	H	Maryland	59 60	62	A	Dayton	46 61	122	H	Clemson	70 41				
11	A	Rutgers	43 52					68	N	Indiana	82 72	160	H	Pittsburgh	62 50				
13	A	Duke	48 55					73	H	Duquesne	63 74	162	H	Hampton	66 62				
19	A	NC State	73 63					79	N	Ohio	77 59	179	A	Boston College	68 57				
21	H	Georgia	61 64					89	H	Harvard	50 48	230	H	UNCG	68 50				
24	H	Syracuse	68 63									233	H	Manhattan	69 47				
												309	H	Central Conn. St.	103 59				

LAST 12 Division I GAMES:																			
13	A	Duke	48 55	233	H	Manhattan	69 47												
179	A	Boston College	68 57	68	N	Indiana	82 72												
122	H	Clemson	70 41	79	N	Ohio	77 59												
19	A	NC State	73 63	11	A	Rutgers	43 52												
24	H	Syracuse	68 63	230	H	UNCG	68 50												
160	H	Pittsburgh	62 50	32	H	Maryland	59 60												

Non-Div I Games:

Virginia

Average RPI Win: 181		WON-LOST RECORD	WINNING PCT. RANK	LAST 10 GAMES	STRENGTH OF SCHEDULE	OPP. STRENGTH OF SCHEDULE	TEAM RPI	ADJ. RPI	CONF. RPI	ADJ. CONF. RPI
Average RPI Loss: 25										
DIV. I ONLY		13- 6	76	6- 4	45	46	63	63	1	1
DIV. I NON-CONF.		11- 2	23	6- 0	168	122	50	50	1	1
TOTALS		RPI 1-25	RPI 26-50	W-L RECORDS		RPI 51-100	RPI 101-999	RPI 201+		
13- 6	0- 4		0- 1	OVERALL		3- 1	10- 0	5- 0		
9- 2	0- 2		0- 0	HOME		1- 0	8- 0	4- 0		
3- 2	0- 2		0- 0	AWAY		1- 0	2- 0	1- 0		
1- 2	0- 0		0- 1	NEUTRAL		1- 1	0- 0	0- 0		
11- 2	0- 0		0- 1	NON-CONFERENCE		3- 1	8- 0	5- 0		
7- 0	0- 0		0- 0	HOME		1- 0	6- 0	4- 0		
3- 0	0- 0		0- 0	AWAY		1- 0	2- 0	1- 0		
1- 2	0- 0		0- 1	NEUTRAL		1- 1	0- 0	0- 0		
2- 4	0- 4		0- 0	CONFERENCE		0- 0	2- 0	0- 0		
2- 2	0- 2		0- 0	HOME		0- 0	2- 0	0- 0		
0- 2	0- 2		0- 0	AWAY		0- 0	0- 0	0- 0		
0- 0	0- 0		0- 0	NEUTRAL		0- 0	0- 0	0- 0		

RPI 1-25				RPI 26-50				RPI 51-100				RPI 101+			
RPI	S	Opponent	Score	RPI	S	Opponent	Score	RPI	S	Opponent	Score	RPI	S	Opponent	Score
4	A	Louisville	56 67	34	N	West Virginia	61 79	54	H	UCF	86 69	107	H	Auburn	72 63
5	A	Florida St.	62 107					57	N	Drexel	79 67	108	H	High Point	86 63
13	H	Duke	75 86					77	N	Butler	77 79	160	H	Pittsburgh	89 66
19	H	NC State	51 68					94	A	Chattanooga	64 44	161	A	Illinois	96 49
												179	H	Boston College	89 58
												219	H	Radford	68 42
												280	A	Monmouth	84 34
												307	H	USC Upstate	87 56
												312	H	UMES	90 52
												317	H	Wagner	99 32
LAST 12 Division I GAMES:															
13	H	Duke	75 86	108	H	High Point	86 63								
5	A	Florida St.	62 107	280	A	Monmouth	84 34								
160	H	Pittsburgh	89 66	94	A	Chattanooga	64 44								
4	A	Louisville	56 67	312	H	UMES	90 52								
179	H	Boston College	89 58	219	H	Radford	68 42								
19	H	NC State	51 68	161	A	Illinois	96 49								

Non-Div I Games:

Virginia Tech

Loss, Non-Conf, S Site, H Home A Away N Neutral

Average RPI Win: 317
Average RPI Loss: 192

WON-LOST
RECORD

WINNING
PCT. RANK

LAST 10
GAMES

STRENGTH OF
SCHEDULE

OPP. STRENGTH
OF SCHEDULE

TEAM
RPI

ADJ.
RPI

CONF.
RPI

ADJ CONF.
RPI

DIV. I ONLY	2- 15	325	2- 8	211	323	317	317	28	28
DIV. I NON-CONF.	1- 9	318	1- 4	111	270	291	291	28	28
TOTALS	RPI 1-25	RPI 26-50	W-L RECORDS	RPI 51-100	RPI 101-999	RPI 201+			
2- 15	0- 0	0- 1	OVERALL	0- 3	2- 11	2- 8			
1- 5	0- 0	0- 1	HOME	0- 0	1- 4	1- 2			
1- 10	0- 0	0- 0	AWAY	0- 3	1- 7	1- 6			
0- 0	0- 0	0- 0	NEUTRAL	0- 0	0- 0	0- 0			
1- 9	0- 0	0- 1	NON-CONFERENCE	0- 3	1- 5	1- 3			
1- 2	0- 0	0- 1	HOME	0- 0	1- 1	1- 0			
0- 7	0- 0	0- 0	AWAY	0- 3	0- 4	0- 3			
0- 0	0- 0	0- 0	NEUTRAL	0- 0	0- 0	0- 0			
1- 6	0- 0	0- 0	CONFERENCE	0- 0	1- 6	1- 5			
0- 3	0- 0	0- 0	HOME	0- 0	0- 3	0- 2			
1- 3	0- 0	0- 0	AWAY	0- 0	1- 3	1- 3			
0- 0	0- 0	0- 0	NEUTRAL	0- 0	0- 0	0- 0			

RPI S Opponent	Score	RPI S Opponent	Score	RPI S Opponent	Score	RPI S Opponent	Score	Team's RPI: 317
		46 H Princeton	37 58	56 A Albany (NY)	44 89	157 H Robert Morris	52 58	
				63 A Virginia Tech	32 99	164 H New Hampshire	53 65	
				85 A James Madison	45 68	171 A Temple	36 70	
						218 A Stony Brook	50 69	
						241 A Lafayette	52 70	
						259 H Sacred Heart	55 72	
						263 A LIU Brooklyn	69 74	
						270 A St. Francis Brooklyn	76 80	
						285 A Towson	42 64	
						286 A Bryant	75 66	
						291 H Fairleigh Dickinson	64 74	
						309 A Central Conn. St.	56 59	
						348 H Longwood	60 43	
LAST 12 Division I GAMES:								
157 H Robert Morris	52 58	286 A Bryant	75 66					
270 A St. Francis Brooklyn	76 80	241 A Lafayette	52 70					
263 A LIU Brooklyn	69 74	46 H Princeton	37 58					
259 H Sacred Heart	55 72	348 H Longwood	60 43					
291 H Fairleigh Dickinson	64 74	285 A Towson	42 64					
309 A Central Conn. St.	56 59	218 A Stony Brook	50 69					

Non-Div I Games: Staten Island 63 58

Wagner

Average RPI Win:	194	WON-LOST	WINNING	LAST 10	STRENGTH OF	OPP. STRENGTH	TEAM	ADJ.	CONF.	ADJ CONF.
Average RPI Loss:	61	RECORD	PCT. RANK	GAMES	SCHEDULE	OF SCHEDULE	RPI	RPI	RPI	RPI
DIV. I ONLY	10- 9	166	6- 4	53	35	101	101	1	1	
DIV. I NON-CONF.	8- 5	112	6- 0	198	99	125	125	1	1	

TOTALS	RPI 1-25	RPI 26-50	W-L RECORDS	RPI 51-100	RPI 101-999	RPI 201+				
10- 9	0- 4	0- 1	OVERALL	2- 2	8- 2	5- 0				
5- 5	0- 3	0- 0	HOME	1- 1	4- 1	3- 0				
5- 2	0- 1	0- 0	AWAY	1- 1	4- 0	2- 0				
0- 2	0- 0	0- 1	NEUTRAL	0- 0	0- 1	0- 0				
8- 5	0- 1	0- 1	NON-CONFERENCE	1- 1	7- 2	5- 0				
5- 1	0- 0	0- 0	HOME	1- 0	4- 1	3- 0				
3- 2	0- 1	0- 0	AWAY	0- 1	3- 0	2- 0				
0- 2	0- 0	0- 1	NEUTRAL	0- 0	0- 1	0- 0				
2- 4	0- 3	0- 0	CONFERENCE	1- 1	1- 0	0- 0				
0- 4	0- 3	0- 0	HOME	0- 1	0- 0	0- 0				
2- 0	0- 0	0- 0	AWAY	1- 0	1- 0	0- 0				
0- 0	0- 0	0- 0	NEUTRAL	0- 0	0- 0	0- 0				

RPI 1-25				RPI 26-50				RPI 51-100				RPI 101+				Team's RPI: 101
RPI	S	Opponent	Score	RPI	S	Opponent	Score	RPI	S	Opponent	Score	RPI	S	Opponent	Score	
2	H	Notre Dame	73 96	47	N	Minnesota	81 93	64	A	Miami (FL)	61 50	103	H	Seton Hall	57 67	
5	H	Florida St.	79 81					78	A	Penn St.	58 68	143	A	Xavier	62 57	
11	A	Rutgers	51 65					84	H	Elon	53 51	160	A	Pittsburgh	58 49	
13	H	Duke	67 80					88	H	North Carolina	76 79	192	H	Charlotte	71 69	
												200	N	Hofstra	66 69	
												222	A	Richmond	85 81	
												239	A	Col. of Charleston	77 40	
												251	H	Texas Southern	73 56	
												277	H	Appalachian St.	78 49	
												312	H	UMES	92 50	

LAST 12 Division I GAMES:																
5	H	Florida St.	79 81	239	A	Col. of Charleston	77 40	192	H	Charlotte	71 69	312	H	UMES	92 50	
88	H	North Carolina	76 79	143	A	Xavier	62 57	84	H	Elon	53 51					
13	H	Duke	67 80													
64	A	Miami (FL)	61 50													
160	A	Pittsburgh	58 49													
2	H	Notre Dame	73 96													

Non-Div I Games:

Wake Forest

Average RPI Win:	201	WON-LOST	WINNING	LAST 10	STRENGTH OF	OPP. STRENGTH	TEAM	ADJ.	CONF.	ADJ CONF.
Average RPI Loss:	66	RECORD	PCT. RANK	GAMES	SCHEDULE	OF SCHEDULE	RPI	RPI	RPI	RPI
DIV. I ONLY	6- 12	258	2- 8	30	37	140	140	3	3	
DIV. I NON-CONF.	6- 5	153	3- 2	77	98	113	113	3	3	

TOTALS	RPI 1-25	RPI 26-50	W-L RECORDS	RPI 51-100	RPI 101-999	RPI 201+				
6- 12	0- 5	0- 0	OVERALL	1- 4	5- 3	4- 0				
4- 3	0- 0	0- 0	HOME	0- 1	4- 2	3- 0				
1- 7	0- 4	0- 0	AWAY	0- 2	1- 1	1- 0				
1- 2	0- 1	0- 0	NEUTRAL	1- 1	0- 0	0- 0				
6- 5	0- 2	0- 0	NON-CONFERENCE	1- 1	5- 2	4- 0				
4- 1	0- 0	0- 0	HOME	0- 0	4- 1	3- 0				
1- 2	0- 1	0- 0	AWAY	0- 0	1- 1	1- 0				
1- 2	0- 1	0- 0	NEUTRAL	1- 1	0- 0	0- 0				
0- 7	0- 3	0- 0	CONFERENCE	0- 3	0- 1	0- 0				
0- 2	0- 0	0- 0	HOME	0- 1	0- 1	0- 0				
0- 5	0- 3	0- 0	AWAY	0- 2	0- 0	0- 0				
0- 0	0- 0	0- 0	NEUTRAL	0- 0	0- 0	0- 0				

RPI 1-25					RPI 26-50					RPI 51-100					RPI 101+					Team's RPI: 140	
RPI	S	Opponent	Score		RPI	S	Opponent	Score		RPI	S	Opponent	Score		RPI	S	Opponent	Score			
6	A	Ohio St.	76	85						51	A	Washington St.	75	78	119	H	BYU	80	72		
7	A	Oregon	83	94						55	A	Oregon St.	63	75	137	H	Colorado	61	66		
10	N	Texas	68	92						60	H	Utah	65	74	144	H	Idaho St.	59	79		
23	A	Stanford	45	71						61	N	Creighton	67	64	186	A	Boise St.	62	85		
25	A	Cal i forni a	60	69						88	N	North Carolina	78	90	210	H	Seattle U	84	76		
</																					

Average RPI Win: 123		WON-LOST RECORD		WINNING PCT. RANK		LAST 10 GAMES		STRENGTH OF SCHEDULE		OPP. STRENGTH OF SCHEDULE		TEAM RPI		ADJ. RPI		CONF. RPI		ADJ. CONF. RPI	
Average RPI Loss: 47																			
DIV. I ONLY		9- 10		185		4- 6		8		32		51		51		3		3	
DIV. I NON-CONF.		7- 5		132		4- 1		7		61		32		32		3		3	
TOTALS		RPI 1-25		RPI 26-50		W-L RECORDS		RPI 51-100		RPI 101-999		RPI 201+							
9- 10		1- 4		0- 1		OVERALL		1- 4		7- 1		0- 0							
4- 3		0- 0		0- 0		HOME		0- 2		4- 1		0- 0							
3- 6		0- 3		0- 1		AWAY		1- 2		2- 0		0- 0							
2- 1		1- 1		0- 0		NEUTRAL		0- 0		1- 0		0- 0							
7- 5		1- 1		0- 1		NON-CONFERENCE		1- 2		5- 1		0- 0							
2- 2		0- 0		0- 0		HOME		0- 1		2- 1		0- 0							
3- 2		0- 0		0- 1		AWAY		1- 1		2- 0		0- 0							
2- 1		1- 1		0- 0		NEUTRAL		0- 0		1- 0		0- 0							
2- 5		0- 3		0- 0		CONFERENCE		0- 2		2- 0		0- 0							
2- 1		0- 0		0- 0		HOME		0- 1		2- 0		0- 0							
0- 4		0- 3		0- 0		AWAY		0- 1		0- 0		0- 0							
0- 0		0- 0		0- 0		NEUTRAL		0- 0		0- 0		0- 0							

RPI 1-25				RPI 26-50				RPI 51-100				Team's RPI : 51				RPI 101+			
RPI	S	Opponent	Score	RPI	S	Opponent	Score	RPI	S	Opponent	Score	RPI	S	Opponent	Score	RPI	S	Opponent	Score
7	A	Oregon	56 89	50	A	UC Davis	76 91	55	A	Oregon St.	53 71	106	H	Kentucky	68 73				
11	N	Rutgers	63 60					59	H	Gonzaga	56 64	116	H	Saint Louis	85 63				
20	N	South Fla.	45 82					60	H	Utah	79 81	127	N	ETSU	80 76				
23	A	Stanford	57 70					66	A	Saint Mary's (CA)	75 81	137	H	Colorado	89 75				
25	A	Cal i forni a	60 66					75	A	Nebraska	73 61	140	H	Washi ngton	78 75				
												144	H	Idaho St.	72 55				
												175	A	San Franci sco	74 70				
												186	A	Boi se St.	61 53				
LAST 12 Di vi si on I GAMES:																			
140	H	Washi ngton	78 75	7	A	Oregon	56 89												
25	A	Cal i forni a	60 66	75	A	Nebraska	73 61												
23	A	Stanford	57 70	186	A	Boi se St.	61 53												
60	H	Utah	79 81	59	H	Gonzaga	56 64												
137	H	Col orado	89 75	116	H	Sai nt Loui s	85 63												
55	A	Oregon St.	53 71	144	H	Idaho St.	72 55												

Non-Div I Games:

Washington St.

Average RPI Win:	231	WON-LOST	WINNING	LAST 10	STRENGTH OF	OPP. STRENGTH	TEAM	ADJ.	CONF.	ADJ CONF.
Average RPI Loss:	143	RECORD	PCT. RANK	GAMES	SCHEDULE	OF SCHEDULE	RPI	RPI	RPI	RPI
DIV. I ONLY	11- 5	74	7- 3	314	130	148	148	19	19	
DIV. I NON-CONF.	6- 3	87	3- 2	317	119	174	174	16	16	

TOTALS	RPI 1-25	RPI 26-50	W-L RECORDS	RPI 51-100	RPI 101-999	RPI 201+				
11- 5	0- 1	1- 0	OVERALL	0- 1	10- 3	8- 1				
6- 1	0- 0	1- 0	HOME	0- 1	5- 0	4- 0				
5- 4	0- 1	0- 0	AWAY	0- 0	5- 3	4- 1				
0- 0	0- 0	0- 0	NEUTRAL	0- 0	0- 0	0- 0				
6- 3	0- 1	0- 0	NON-CONFERENCE	0- 1	6- 1	6- 0				
4- 1	0- 0	0- 0	HOME	0- 1	4- 0	4- 0				
2- 2	0- 1	0- 0	AWAY	0- 0	2- 1	2- 0				
0- 0	0- 0	0- 0	NEUTRAL	0- 0	0- 0	0- 0				
5- 2	0- 0	1- 0	CONFERENCE	0- 0	4- 2	2- 1				
2- 0	0- 0	1- 0	HOME	0- 0	1- 0	0- 0				
3- 2	0- 0	0- 0	AWAY	0- 0	3- 2	2- 1				
0- 0	0- 0	0- 0	NEUTRAL	0- 0	0- 0	0- 0				

RPI 1-25				RPI 26-50				RPI 51-100				RPI 101+ Team's RPI: 148			
RPI	S	Opponent	Score	RPI	S	Opponent	Score	RPI	S	Opponent	Score	RPI	S	Opponent	Score
7	A	Oregon	87 114	39	H	Northern Colo.	82 73	60	H	Utah	58 85	138	A	Portland St.	64 77
												142	H	North Dakota	80 69
												144	A	Idaho St.	76 70
												187	A	Fresno St.	78 81
												202	H	Pepperdine	71 61
												224	A	CSUN	64 61
												272	A	Sacramento St.	78 56
												287	H	Incarinate Word	79 55
												302	H	Utah Valley	75 57
												303	A	Southern Utah	77 64
												306	H	Air Force	62 52
												322	A	Portland	91 70
												324	A	Northern Ari z.	75 76

LAST 12 Division I GAMES:															
138	A	Portland St.	64 77	144	A	Idaho St.	76 70								
272	A	Sacramento St.	78 56	187	A	Fresno St.	78 81								
142	H	North Dakota	80 69	322	A	Portland	91 70								
39	H	Northern Colo.	82 73	306	H	Air Force	62 52								
303	A	Southern Utah	77 64	202	H	Pepperdine	71 61								
324	A	Northern Ari z.	75 76	7	A	Oregon	87 114								

Non-Div I Games: Westminster (UT) 64 58 Antelope Valley 80 70

Weber St.

Average RPI Win:	169	WON-LOST	WINNING	LAST 10	STRENGTH OF	OPP. STRENGTH	TEAM	ADJ.	CONF.	ADJ CONF.
Average RPI Loss:	47	RECORD	PCT. RANK	GAMES	SCHEDULE	OF SCHEDULE	RPI	RPI	RPI	RPI
DIV. I ONLY	16- 4	32	6- 4	58	79	34	34	5	5	
DIV. I NON-CONF.	12- 0	1	4- 0	160	168	19	19	6	6	

TOTALS	RPI 1-25	RPI 26-50	W-L RECORDS	RPI 51-100	RPI 101-999	RPI 201+				
16- 4	1- 1	0- 1	OVERALL	4- 2	11- 0	7- 0				
8- 2	0- 0	0- 0	HOME	0- 2	8- 0	6- 0				
4- 2	1- 1	0- 1	AWAY	1- 0	2- 0	0- 0				
4- 0	0- 0	0- 0	NEUTRAL	3- 0	1- 0	1- 0				
12- 0	1- 0	0- 0	NON-CONFERENCE	3- 0	8- 0	7- 0				
7- 0	0- 0	0- 0	HOME	0- 0	7- 0	6- 0				
1- 0	1- 0	0- 0	AWAY	0- 0	0- 0	0- 0				
4- 0	0- 0	0- 0	NEUTRAL	3- 0	1- 0	1- 0				
4- 4	0- 1	0- 1	CONFERENCE	1- 2	3- 0	0- 0				
1- 2	0- 0	0- 0	HOME	0- 2	1- 0	0- 0				
3- 2	0- 1	0- 1	AWAY	1- 0	2- 0	0- 0				
0- 0	0- 0	0- 0	NEUTRAL	0- 0	0- 0	0- 0				

RPI 1-25				RPI 26-50				Team's RPI: 34				RPI 51-100				RPI 101+			
RPI	S	Opponent	Score	RPI	S	Opponent	Score	RPI	S	Opponent	Score	RPI	S	Opponent	Score	RPI	S	Opponent	Score
10	A	Texas	58 79	37	A	Oklahoma St.	73 79	57	N	Drexel	75 42	115	A	Kansas	74 54				
16	A	Texas A&M	70 56					63	N	Virginia Tech	79 61	158	A	Iowa St.	69 59				
								69	H	Kansas St.	52 60	158	H	Iowa St.	57 49				
								70	A	TCU	87 82	160	H	Pittsburgh	73 52				
								70	H	TCU	74 76	219	N	Radford	75 55				
								77	N	Butler	75 68	220	H	North Florida	87 59				
												226	H	Morehead St.	66 56				
												272	H	Sacramento St.	101 47				
												276	H	Morgan St.	84 41				
												304	H	Coppin St.	101 43				
												309	H	Central Conn. St.	102 52				
LAST 12 Division I GAMES:																			
158	A	Iowa St.	69 59	10	A	Texas	58 79	226	H	Morehead St.	66 56								
37	A	Oklahoma St.	73 79	70	A	TCU	87 82	276	H	Morgan St.	84 41								
70	H	TCU	74 76					219	N	Radford	75 55								
115	A	Kansas	74 54					304	H	Coppin St.	101 43								
158	H	Iowa St.	57 49																
69	H	Kansas St.	52 60																

Non-Div I Games:

West Virginia

Average RPI Win:	237	WON-LOST	WINNING	LAST 10	STRENGTH OF	OPP. STRENGTH	TEAM	ADJ.	CONF.	ADJ CONF.
Average RPI Loss:	184	RECORD	PCT. RANK	GAMES	SCHEDULE	OF SCHEDULE	RPI	RPI	RPI	RPI
DIV. I ONLY	2- 17	332	0- 9	148	329	315	315	17	17	
DIV. I NON-CONF.	2- 11	305	1- 4	194	343	325	325	15	15	

TOTALS	RPI 1-25	RPI 26-50	W-L RECORDS	RPI 51-100	RPI 101-999	RPI 201+				
2- 17	0- 2	0- 0	OVERALL	0- 2	2- 13	2- 7				
2- 5	0- 0	0- 0	HOME	0- 0	2- 5	2- 3				
0- 12	0- 2	0- 0	AWAY	0- 2	0- 8	0- 4				
0- 0	0- 0	0- 0	NEUTRAL	0- 0	0- 0	0- 0				
2- 11	0- 2	0- 0	NON-CONFERENCE	0- 0	2- 9	2- 6				
2- 3	0- 0	0- 0	HOME	0- 0	2- 3	2- 2				
0- 8	0- 2	0- 0	AWAY	0- 0	0- 6	0- 4				
0- 0	0- 0	0- 0	NEUTRAL	0- 0	0- 0	0- 0				
0- 6	0- 0	0- 0	CONFERENCE	0- 2	0- 4	0- 1				
0- 2	0- 0	0- 0	HOME	0- 0	0- 2	0- 1				
0- 4	0- 0	0- 0	AWAY	0- 2	0- 2	0- 0				
0- 0	0- 0	0- 0	NEUTRAL	0- 0	0- 0	0- 0				

RPI 1-25				RPI 26-50				RPI 51-100				RPI 101+ Team's RPI: 315			
RPI	S	Opponent	Score	RPI	S	Opponent	Score	RPI	S	Opponent	Score	RPI	S	Opponent	Score
18	A	South Carolina	43 101					80	A	Mercer	50 72	108	A	High Point	69 75
21	A	Georgia	50 76					94	A	Chattanooga	32 47	127	A	ETSU	50 66
												145	H	Davids on	57 70
												166	H	Furman	59 68
												178	A	Samford	54 62
												184	A	Gardner-Webb	67 70
												219	H	Radford	39 27
												245	A	UT Martin	54 62
												249	A	N. C. A&T	59 68
												255	H	UNC Asheville	62 52
												275	A	Campbell	51 58
												288	H	Eastern Ky.	59 62
												289	H	Wofford	48 54
												329	H	Florida A&M	63 80
												333	A	South Carolina St.	45 75

LAST 12 Division I GAMES:															
				80	A	Mercer	50 72	184	A	Gardner-Webb	67 70				
				178	A	Samford	54 62	108	A	High Point	69 75				
				289	H	Wofford	48 54	249	A	N. C. A&T	59 68				
				166	H	Furman	59 68	333	A	South Carolina St.	45 75				
				94	A	Chattanooga	32 47	219	H	Radford	39 27				
				127	A	ETSU	50 66	275	A	Campbell	51 58				

Non-Div I Games: Brevard 79 34

Western Caro.

Average RPI Win:	230	WON-LOST	WINNING	LAST 10	STRENGTH OF	OPP. STRENGTH	TEAM	ADJ.	CONF.	ADJ CONF.
Average RPI Loss:	107	RECORD	PCT. RANK	GAMES	SCHEDULE	OF SCHEDULE	RPI	RPI	RPI	RPI
DIV. I ONLY	12- 6	85	6- 4	255	155	111	111	14	14	
DIV. I NON-CONF.	8- 4	87	4- 2	276	151	119	119	17	17	

TOTALS	RPI 1-25	RPI 26-50	W-L RECORDS	RPI 51-100	RPI 101-999	RPI 201+				
12- 6	1- 0	0- 1	OVERALL	0- 3	11- 2	8- 1				
5- 2	0- 0	0- 0	HOME	0- 2	5- 0	4- 0				
7- 4	1- 0	0- 1	AWAY	0- 1	6- 2	4- 1				
0- 0	0- 0	0- 0	NEUTRAL	0- 0	0- 0	0- 0				
8- 4	1- 0	0- 0	NON-CONFERENCE	0- 2	7- 2	5- 1				
3- 1	0- 0	0- 0	HOME	0- 1	3- 0	3- 0				
5- 3	1- 0	0- 0	AWAY	0- 1	4- 2	2- 1				
0- 0	0- 0	0- 0	NEUTRAL	0- 0	0- 0	0- 0				
4- 2	0- 0	0- 1	CONFERENCE	0- 1	4- 0	3- 0				
2- 1	0- 0	0- 0	HOME	0- 1	2- 0	1- 0				
2- 1	0- 0	0- 1	AWAY	0- 0	2- 0	2- 0				
0- 0	0- 0	0- 0	NEUTRAL	0- 0	0- 0	0- 0				

RPI 1-25				RPI 26-50				RPI 51-100				RPI 101+ Team's RPI: 111			
RPI	S	Opponent	Score	RPI	S	Opponent	Score	RPI	S	Opponent	Score	RPI	S	Opponent	Score
23	A	Stanford	71 64	30	A	South Dakota St.	48 84	59	A	Gonzaga	65 80	146	A	Northern Ill.	94 96
								93	H	Milwaukee	67 77	161	A	Illinois	77 67
								98	H	South Dakota	58 82	177	A	Wichita St.	78 65
												183	H	Oral Roberts	56 49
												206	H	Southeast Mo. St.	87 59
												216	A	Bradley	80 87
												235	A	Austin Peay	81 68
												240	A	Omaha	90 51
												247	H	UMKC	90 71
												305	A	Fort Wayne	100 64
												305	H	Fort Wayne	91 44
												337	A	Chicago St.	83 45
												337	H	Chicago St.	71 54

LAST 12 Division I GAMES:															
				30	A	South Dakota St.	48 84	216	A	Bradley	80 87				
				305	H	Fort Wayne	91 44	59	A	Gonzaga	65 80				
				240	A	Omaha	90 51	23	A	Stanford	71 64				
				183	H	Oral Roberts	56 49	235	A	Austin Peay	81 68				
				98	H	South Dakota	58 82	206	H	Southeast Mo. St.	87 59				
				305	A	Fort Wayne	100 64	177	A	Wichita St.	78 65				

Non-Div I Games: Illinois Col. 122 40 William Woods 96 57

Western Ill.

Average RPI Win:	192	WON-LOST	WINNING	LAST 10	STRENGTH OF	OPP. STRENGTH	TEAM	ADJ.	CONF.	ADJ CONF.
Average RPI Loss:	44	RECORD	PCT. RANK	GAMES	SCHEDULE	OF SCHEDULE	RPI	RPI	RPI	RPI
DIV. I ONLY	12- 5	66	7- 2	76	97	52	52	18	18	
DIV. I NON-CONF.	8- 4	87	5- 1	56	48	42	42	19	19	

TOTALS	RPI 1-25	RPI 26-50	W-L RECORDS	RPI 51-100	RPI 101-999	RPI 201+				
12- 5	1- 1	1- 2	OVERALL	1- 2	9- 0	5- 0				
6- 1	0- 1	0- 0	HOME	0- 0	6- 0	4- 0				
2- 4	0- 0	0- 2	AWAY	0- 2	2- 0	1- 0				
4- 0	1- 0	1- 0	NEUTRAL	1- 0	1- 0	0- 0				
8- 4	1- 1	1- 2	NON-CONFERENCE	1- 1	5- 0	3- 0				
2- 1	0- 1	0- 0	HOME	0- 0	2- 0	2- 0				
2- 3	0- 0	0- 2	AWAY	0- 1	2- 0	1- 0				
4- 0	1- 0	1- 0	NEUTRAL	1- 0	1- 0	0- 0				
4- 1	0- 0	0- 0	CONFERENCE	0- 1	4- 0	2- 0				
4- 0	0- 0	0- 0	HOME	0- 0	4- 0	2- 0				
0- 1	0- 0	0- 0	AWAY	0- 1	0- 0	0- 0				
0- 0	0- 0	0- 0	NEUTRAL	0- 0	0- 0	0- 0				

RPI 1-25				RPI 26-50				RPI 51-100 Team's RPI: 52				RPI 101+			
RPI	S	Opponent	Score	RPI	S	Opponent	Score	RPI	S	Opponent	Score	RPI	S	Opponent	Score
2	H	Notre Dame	65 78	29	A	Iowa	97 104	68	A	Indiana	71 73	118	H	Middle Tenn.	57 43
12	N	Missouri	79 76	36	A	Ball St.	81 93	80	N	Mercer	67 62	123	H	Southern Miss.	81 60
				49	N	Toledo	70 56	86	A	UAB	61 79	154	N	Stetson	66 58
												172	A	Southern Ill.	75 49
												278	H	FIU	101 47
												311	H	UTSA	73 38
												314	A	Georgia St.	74 63
												344	H	Mississippi Val.	87 48
												347	H	Evansville	92 54

LAST 12 Division I GAMES:															
				311	H	UTSA	73 38	49	N	Toledo	70 56				
				86	A	UAB	61 79	154	N	Stetson	66 58				
				278	H	FIU	101 47	344	H	Mississippi Val.	87 48				
				123	H	Southern Miss.	81 60	172	A	Southern Ill.	75 49				
				118	H	Middle Tenn.	57 43	347	H	Evansville	92 54				
				36	A	Ball St.	81 93	314	A	Georgia St.	74 63				

Non-Div I Games: Lee 88 64

Western Ky.

Average RPI Win:	184	WON-LOST	WINNING	LAST 10	STRENGTH OF	OPP. STRENGTH	TEAM	ADJ.	CONF.	ADJ CONF.
Average RPI Loss:	60	RECORD	PCT. RANK	GAMES	SCHEDULE	OF SCHEDULE	RPI	RPI	RPI	RPI
DIV. I ONLY	8- 8	170	5- 3	67	49	91	91	7	7	
DIV. I NON-CONF.	4- 5	202	1- 1	86	29	98	98	8	8	

TOTALS	RPI 1-25	RPI 26-50	W-L RECORDS	RPI 51-100	RPI 101-999	RPI 201+				
8- 8	0- 2	0- 3	OVERALL	0- 2	8- 1	3- 0				
4- 1	0- 0	0- 0	HOME	0- 1	4- 0	1- 0				
3- 5	0- 1	0- 2	AWAY	0- 1	3- 1	2- 0				
1- 2	0- 1	0- 1	NEUTRAL	0- 0	1- 0	0- 0				
4- 5	0- 1	0- 3	NON-CONFERENCE	0- 1	4- 0	3- 0				
1- 0	0- 0	0- 0	HOME	0- 0	1- 0	1- 0				
2- 3	0- 0	0- 2	AWAY	0- 1	2- 0	2- 0				
1- 2	0- 1	0- 1	NEUTRAL	0- 0	1- 0	0- 0				
4- 3	0- 1	0- 0	CONFERENCE	0- 1	4- 1	0- 0				
3- 1	0- 0	0- 0	HOME	0- 1	3- 0	0- 0				
1- 2	0- 1	0- 0	AWAY	0- 0	1- 1	0- 0				
0- 0	0- 0	0- 0	NEUTRAL	0- 0	0- 0	0- 0				

RPI 1-25				RPI 26-50				RPI 51-100				Team's RPI: 91				RPI 101+			
RPI	S	Opponent	Score	RPI	S	Opponent	Score	RPI	S	Opponent	Score	RPI	S	Opponent	Score	RPI	S	Opponent	Score
11	N	Rutgers	64 75	29	A	Iowa	56 79	71	A	New Mexico	76 88	113	A	Kent St.	66 61				
22	A	Buffalo	49 71	31	N	St. John's (NY)	48 76	79	H	Ohio	54 69	127	N	ETSU	87 79				
				42	A	Michigan St.	62 65					129	H	Miami (OH)	81 70				
												130	H	Bowling Green	67 58				
												146	H	Northern Ill.	88 83				
												193	A	Eastern Mich.	67 69				
												246	A	New Mexico St.	64 55				
												284	H	Detroit Mercy	74 62				
												293	A	Loyola Chicago	65 47				

				LAST 12 Division I GAMES:															
				129	H	Miami (OH)	81 70	130	H	Bowling Green	67 58								
				193	A	Eastern Mich.	67 69	284	H	Detroit Mercy	74 62								
				79	H	Ohio	54 69	42	A	Michigan St.	62 65								
				146	H	Northern Ill.	88 83	127	N	ETSU	87 79								
				113	A	Kent St.	66 61	11	N	Rutgers	64 75								
				22	A	Buffalo	49 71	31	N	St. John's (NY)	48 76								

Non-Div I Games: Goshen 87 36 Kentucky St. 85 50 Olivet 86 37

Western Mich.

Average RPI	Win: 207	WON-LOST	WINNING	LAST 10	STRENGTH OF	OPP. STRENGTH	TEAM	ADJ.	CONF.	ADJ CONF.
Average RPI	Loss: 78	RECORD	PCT. RANK	GAMES	SCHEDULE	OF SCHEDULE	RPI	RPI	RPI	RPI
DIV. I ONLY	8- 12	231	6- 4	99	72	177	177	8	8	
DIV. I NON-CONF.	5- 9	238	3- 3	88	96	199	199	7	7	

TOTALS	RPI 1-25	RPI 26-50	W-L RECORDS	RPI 51-100	RPI 101-999	RPI 201+				
8- 12	0- 1	0- 3	OVERALL	0- 4	8- 4	4- 0				
6- 3	0- 0	0- 0	HOME	0- 1	6- 2	4- 0				
1- 8	0- 1	0- 3	AWAY	0- 3	1- 1	0- 0				
1- 1	0- 0	0- 0	NEUTRAL	0- 0	1- 1	0- 0				
5- 9	0- 1	0- 2	NON-CONFERENCE	0- 3	5- 3	3- 0				
4- 2	0- 0	0- 0	HOME	0- 1	4- 1	3- 0				
0- 6	0- 1	0- 2	AWAY	0- 2	0- 1	0- 0				
1- 1	0- 0	0- 0	NEUTRAL	0- 0	1- 1	0- 0				
3- 3	0- 0	0- 1	CONFERENCE	0- 1	3- 1	1- 0				
2- 1	0- 0	0- 0	HOME	0- 0	2- 1	1- 0				
1- 2	0- 0	0- 1	AWAY	0- 1	1- 0	0- 0				
0- 0	0- 0	0- 0	NEUTRAL	0- 0	0- 0	0- 0				

RPI 1-25				RPI 26-50				RPI 51-100				RPI 101+ Team's RPI: 177			
RPI	S	Opponent	Score	RPI	S	Opponent	Score	RPI	S	Opponent	Score	RPI	S	Opponent	Score
8	A	Tennessee	56 68	30	A	South Dakota St.	64 96	54	A	UCF	53 59	109	A	Missouri St.	71 94
				37	A	Oklahoma St.	67 91	61	A	Creighton	61 66	109	H	Missouri St.	72 58
				48	A	Houston	55 73	71	A	New Mexico	62 76	110	A	Tulane	64 56
								98	H	South Dakota	48 62	111	H	Western Ill.	65 78
												151	H	Tulsa	62 67
												161	N	Illinois	67 68
												169	H	Memphis	69 61
												190	N	UC Irvine	76 53
												212	H	SMU	66 43
												247	H	UMKC	72 63
												279	H	Alcorn	87 46
												337	H	Chicago St.	66 63

LAST 12 Division I GAMES:															
				212	H	SMU	66 43	30	A	South Dakota St.	64 96				
				110	A	Tulane	64 56	279	H	Alcorn	87 46				
				169	H	Memphis	69 61	337	H	Chicago St.	66 63				
				54	A	UCF	53 59	247	H	UMKC	72 63				
				48	A	Houston	55 73	109	A	Missouri St.	71 94				
				151	H	Tulsa	62 67	111	H	Western Ill.	65 78				

Non-Div I Games:

Wichita St.

Average RPI Win:	227	WON-LOST	WINNING	LAST 10	STRENGTH OF	OPP. STRENGTH	TEAM	ADJ.	CONF.	ADJ CONF.
Average RPI Loss:	152	RECORD	PCT. RANK	GAMES	SCHEDULE	OF SCHEDULE	RPI	RPI	RPI	RPI
DIV. I ONLY	12- 5	66	6- 4	268	184	134	134	10	10	
DIV. I NON-CONF.	9- 2	34	5- 1	293	185	108	108	13	13	

TOTALS	RPI 1-25	RPI 26-50	W-L RECORDS	RPI 51-100	RPI 101-999	RPI 201+				
12- 5	0- 0	0- 1	OVERALL	1- 1	11- 3	9- 1				
6- 3	0- 0	0- 0	HOME	1- 1	5- 2	4- 1				
6- 2	0- 0	0- 1	AWAY	0- 0	6- 1	5- 0				
0- 0	0- 0	0- 0	NEUTRAL	0- 0	0- 0	0- 0				
9- 2	0- 0	0- 1	NON-CONFERENCE	0- 0	9- 1	7- 0				
5- 1	0- 0	0- 0	HOME	0- 0	5- 1	4- 0				
4- 1	0- 0	0- 1	AWAY	0- 0	4- 0	3- 0				
0- 0	0- 0	0- 0	NEUTRAL	0- 0	0- 0	0- 0				
3- 3	0- 0	0- 0	CONFERENCE	1- 1	2- 2	2- 1				
1- 2	0- 0	0- 0	HOME	1- 1	0- 1	0- 1				
2- 1	0- 0	0- 0	AWAY	0- 0	2- 1	2- 0				
0- 0	0- 0	0- 0	NEUTRAL	0- 0	0- 0	0- 0				

RPI	S	Opponent	Score	RPI	S	Opponent	Score	RPI	S	Opponent	Score	RPI	S	Opponent	Score
				31	A	St. John's (NY)	81 92	57	H	Drexel	58 65	145	H	Davidson	73 55
								84	H	Elon	81 75	149	A	Saint Francis (PA)	92 86
												188	H	Norfolk St.	74 80
												200	A	Hofstra	54 65
												222	A	Richmond	78 64
												228	A	Howard	83 71
												236	H	Loyola Maryland	70 49
												239	A	Col. of Charleston	68 54
												242	A	East Carolina	71 65
												271	A	UNCW	66 53
												274	H	Fairfield	57 47
												285	H	Towson	66 67
												307	H	USC Upstate	83 63
												323	H	Old Dominion	75 58
LAST 12 Division I GAMES:															
200	A	Hofstra	54 65	188	H	Norfolk St.	74 80								
84	H	Elon	81 75	323	H	Old Dominion	75 58								
285	H	Towson	66 67	307	H	USC Upstate	83 63								
57	H	Drexel	58 65	149	A	Saint Francis (PA)	92 86								
271	A	UNCW	66 53	222	A	Richmond	78 64								
239	A	Col. of Charleston	68 54	145	H	Davidson	73 55								

Non-Div I Games:

William & Mary

Average RPI Win:	0	WON-LOST	WINNING	LAST 10	STRENGTH OF	OPP. STRENGTH	TEAM	ADJ.	CONF.	ADJ CONF.
Average RPI Loss:	200	RECORD	PCT. RANK	GAMES	SCHEDULE	OF SCHEDULE	RPI	RPI	RPI	RPI
DIV. I ONLY	0- 16	345	0- 10	226	333	343	343	29	29	
DIV. I NON-CONF.	0- 10	337	0- 6	238	292	342	342	29	29	

TOTALS	RPI 1-25	RPI 26-50	W-L RECORDS	RPI 51-100	RPI 101-999	RPI 201+				
0- 16	0- 1	0- 0	OVERALL	0- 3	0- 12	0- 9				
0- 7	0- 0	0- 0	HOME	0- 1	0- 6	0- 4				
0- 9	0- 1	0- 0	AWAY	0- 2	0- 6	0- 5				
0- 0	0- 0	0- 0	NEUTRAL	0- 0	0- 0	0- 0				
0- 10	0- 1	0- 0	NON-CONFERENCE	0- 3	0- 6	0- 5				
0- 4	0- 0	0- 0	HOME	0- 1	0- 3	0- 2				
0- 6	0- 1	0- 0	AWAY	0- 2	0- 3	0- 3				
0- 0	0- 0	0- 0	NEUTRAL	0- 0	0- 0	0- 0				
0- 6	0- 0	0- 0	CONFERENCE	0- 0	0- 6	0- 4				
0- 3	0- 0	0- 0	HOME	0- 0	0- 3	0- 2				
0- 3	0- 0	0- 0	AWAY	0- 0	0- 3	0- 2				
0- 0	0- 0	0- 0	NEUTRAL	0- 0	0- 0	0- 0				

RPI 1-25				RPI 26-50				RPI 51-100				RPI 101+				Team's RPI: 343
RPI	S	Opponent	Score	RPI	S	Opponent	Score	RPI	S	Opponent	Score	RPI	S	Opponent	Score	
13	A	Duke	30 101					73	H	Duquesne	54 81	108	H	High Point	58 79	
								80	A	Mercer	45 93	127	H	ETSU	63 74	
								84	A	El on	37 98	147	A	Li berty	37 63	
												219	A	Radford	52 78	
												221	A	Akron	43 69	
												255	H	UNC Asheville	48 70	
												275	H	Campbel l	48 72	
												289	H	Wofford	68 73	
												325	A	Tennessee Tech	41 70	
												326	A	Charleston So.	45 81	
												330	A	Marshall	40 70	
												333	H	South Carolina St.	37 65	
LAST 12 Division I GAMES:																
255	H	UNC Asheville	48 70	325	A	Tennessee Tech	41 70									
326	A	Charleston So.	45 81	80	A	Mercer	45 93									
108	H	High Point	58 79	13	A	Duke	30 101									
147	A	Li berty	37 63	289	H	Wofford	68 73									
275	H	Campbel l	48 72	127	H	ETSU	63 74									
219	A	Radford	52 78	330	A	Marshall	40 70									

Non-Div I Games: N. C. Wesleyan 94 50

Winthrop

W
i
s
c
o
n
s
i
n

Wisc onsi n				Through Games Of Jan. 20, 2018							
Average RPI	Win:	222	WON-LOST	WINNING	LAST 10	STRENGTH OF	OPP. STRENGTH	TEAM	ADJ.	CONF.	ADJ CONF.
Average RPI	Loss:	58	RECORD	PCT. RANK	GAMES	SCHEDULE	OF SCHEDULE	RPI	RPI	RPI	RPI
DIV. I ONLY			7- 13	256	1- 9	68	40	189	189	4	4
DIV. I NON-CONF.			7- 6	165	2- 3	185	54	162	162	4	4

TOTALS		RPI 1-25		RPI 26-50		W-L RECORDS	RPI 51-100	RPI 101-999		RPI 201+	
7- 13		0- 2		0- 6		OVERALL	0- 4	7- 1		4- 0	
5- 6		0- 1		0- 3		HOME	0- 2	5- 0		4- 0	
1- 6		0- 0		0- 3		AWAY	0- 2	1- 1		0- 0	
1- 1		0- 1		0- 0		NEUTRAL	0- 0	1- 0		0- 0	
7- 6		0- 2		0- 1		NON-CONFERENCE	0- 3	7- 0		4- 0	
5- 2		0- 1		0- 0		HOME	0- 1	5- 0		4- 0	
1- 3		0- 0		0- 1		AWAY	0- 2	1- 0		0- 0	
1- 1		0- 1		0- 0		NEUTRAL	0- 0	1- 0		0- 0	
0- 7		0- 0		0- 5		CONFERENCE	0- 1	0- 1		0- 0	
0- 4		0- 0		0- 3		HOME	0- 1	0- 0		0- 0	
0- 3		0- 0		0- 2		AWAY	0- 0	0- 1		0- 0	
0- 0		0- 0		0- 0		NEUTRAL	0- 0	0- 0		0- 0	

RPI 1-25				RPI 26-50				RPI 51-100				RPI 101+ Team's RPI: 189			
RPI	S	Opponent	Score	RPI	S	Opponent	Score	RPI	S	Opponent	Score	RPI	S	Opponent	Score
15	H	Green Bay	34 67	26	H	Mi chi gan	57 80	77	A	Butler	62 69	126	N	Vanderbil t	73 71
24	N	Syracuse	74 77	27	A	Marquette	65 88	78	H	Penn St.	62 69	160	A	Pi ttsburgh	58 57
				29	H	I owa	46 56	92	A	George Washi ngton	46 61	170	A	Northwestern	60 69
				32	H	Maryl and	44 71	93	H	Mi lwaukee	64 67	192	H	Charlotte	80 66
				45	A	Purdue	35 57					205	H	La Salle	71 60
				47	A	Mi nnesota	65 90					214	H	Southern U.	77 74
												313	H	UTRGV	82 54
												346	H	Savannah St.	82 24

LAST 12 Di vi si on I GAMES:															
47	A	Minnesota	65 90	29	H	I owa	46 56								
78	H	Penn St.	62 69	93	H	Mi lwaukee	64 67								
170	A	Northwestern	60 69	346	H	Savannah St.	82 24								
32	H	Maryl and	44 71	77	A	Butler	62 69								
26	H	Mi chi gan	57 80	313	H	UTRGV	82 54								
45	A	Purdue	35 57	27	A	Marquette	65 88								

Non-Di v I Games:

Wisconsin

W
i
s
c
o
n
s
i
n

RPI 1-25					
RPI	S	Opponent	Score		
18	A	South Carolina	60	94	
21	A	Georgia	56	95	
RPI 26-50					
RPI	S	Opponent	Score		
RPI 51-100					
RPI	S	Opponent	Score		
80	H	Mercer	46	71	
94	H	Chattanooga	47	54	
RPI 101+					
RPI	S	Opponent	Score		
127	H	ETSU	58	61	
178	H	Samford	58	46	
184	A	Gardner-Webb	55	73	
220	H	North Florida	69	57	
230	A	UNCG	51	66	
239	A	Col. of Charleston	51	59	
240	H	Omaha	60	64	
255	H	UNC Asheville	70	68	
271	H	UNCW	60	65	
273	A	Coastal Caro.	51	67	
315	A	Western Caro.	54	48	
326	H	Charleston So.	45	68	
327	H	N.C. Central	77	56	
343	A	Winthrop	73	68	
Team's RPI: 289					
LAST 12 Division I GAMES:					
127	H	ETSU	58	61	
94	H	Chattanooga	47	54	
315	A	Western Caro.	54	48	
230	A	UNCG	51	66	
178	H	Samford	58	46	
80	H	Mercer	46	71	
220	H	North Florida	69	57	
326	H	Charleston So.	45	68	
273	A	Coastal Caro.	51	67	
239	A	Col. of Charleston	51	59	
271	H	UNCW	60	65	
343	A	Winthrop	73	68	

Non-Div I Games:	Bob Jones	96	54	Brevard	85	46	Southern Wesleyan	104	57
------------------	-----------	----	----	---------	----	----	-------------------	-----	----

Average RPI Win:	224	WON-LOST	WINNING	LAST 10	STRENGTH OF	OPP. STRENGTH	TEAM	ADJ.	CONF.	ADJ CONF.
Average RPI Loss:	56	RECORD	PCT. RANK	GAMES	SCHEDULE	OF SCHEDULE	RPI	RPI	RPI	RPI
DIV. I ONLY	13- 4	45	7- 2	238	139	90	90	11	11	
DIV. I NON-CONF.	7- 3	74	3- 1	227	124	88	88	12	12	

TOTALS	RPI 1-25	RPI 26-50	W-L RECORDS	RPI 51-100	RPI 101-999	RPI 201+				
13- 4	0- 3	0- 0	OVERALL	2- 0	11- 1	8- 0				
6- 1	0- 1	0- 0	HOME	1- 0	5- 0	5- 0				
5- 2	0- 2	0- 0	AWAY	1- 0	4- 0	2- 0				
2- 1	0- 0	0- 0	NEUTRAL	0- 0	2- 1	1- 0				
7- 3	0- 2	0- 0	NON-CONFERENCE	1- 0	6- 1	4- 0				
3- 0	0- 0	0- 0	HOME	0- 0	3- 0	3- 0				
2- 2	0- 2	0- 0	AWAY	1- 0	1- 0	0- 0				
2- 1	0- 0	0- 0	NEUTRAL	0- 0	2- 1	1- 0				
6- 1	0- 1	0- 0	CONFERENCE	1- 0	5- 0	4- 0				
3- 1	0- 1	0- 0	HOME	1- 0	2- 0	2- 0				
3- 0	0- 0	0- 0	AWAY	0- 0	3- 0	2- 0				
0- 0	0- 0	0- 0	NEUTRAL	0- 0	0- 0	0- 0				

RPI	S	Opponent	Score	RPI	S	Opponent	Score	RPI	S	Opponent	Score	RPI	S	Opponent	Score
12	A	Missouri	80 82					74	A	Belmont	91 81	113	A	Kent St.	72 60
15	H	Green Bay	51 58					93	H	Milwaukee	56 51	154	N	Stetson	64 59
21	A	Georgia	71 87									155	A	Oakland	77 57
												176	N	Providence	69 74
												222	N	Richmond	85 69
												237	H	Youngstown St.	73 50
												256	A	Northern Ky.	68 63
												284	A	Detroit Mercy	88 60
												321	H	Ill. -Chicago	60 50
												325	H	Tennessee Tech	82 59
												337	H	Chicago St.	84 39
												340	H	Eastern Ill.	81 46

LAST 12 Division I GAMES:															
321	H	Ill. -Chicago	60 50	15	H	Green Bay	51 58	21	A	Georgia	71 87	74	A	Belmont	91 81
237	H	Youngstown St.	73 50									113	A	Kent St.	72 60
256	A	Northern Ky.	68 63									337	H	Chicago St.	84 39
284	A	Detroit Mercy	88 60									325	H	Tennessee Tech	82 59
155	A	Oakland	77 57												
93	H	Milwaukee	56 51												

Non-Div I Games: Northwestern Ohio 106 52 Cincinnati Christian 99 36

Wright St.

W
Y
o
m
i
n
g

Wyoming

Average RPI Win: 181

Average RPI Loss: 151

WON-LOST
RECORD

10- 5

5- 4

WINNING
PCT. RANK

85

146

LAST 10
GAMES

7- 2

2- 3

STRENGTH OF
SCHEDULE

61

52

OPP. STRENGTH
OF SCHEDULE

234

277

TEAM
RPI

67

81

ADJ.
RPI

67

81

CONF.
RPI

16

14

ADJ CONF.
RPI

16

14

DIV. I ONLY

10- 5

85

7- 2

61

234

67

67

16

16

DIV. I NON-CONF.

5- 4

146

2- 3

52

277

81

81

14

14

TOTALS

RPI 1-25

RPI 26-50

W-L RECORDS

RPI 51-100

RPI 101-999

RPI 201+

10- 5

0- 1

0- 0

OVERALL

1- 1

9- 3

4- 2

6- 0

0- 0

0- 0

HOME

1- 0

5- 0

2- 0

4- 3

0- 1

0- 0

AWAY

0- 0

4- 2

2- 2

0- 2

0- 0

0- 0

NEUTRAL

0- 1

0- 1

0- 0

5- 4

0- 1

0- 0

NON-CONFERENCE

0- 1

5- 2

3- 1

3- 0

0- 0

0- 0

HOME

0- 0

3- 0

1- 0

2- 2

0- 1

0- 0

AWAY

0- 0

2- 1

2- 1

0- 2

0- 0

0- 0

NEUTRAL

0- 1

0- 1

0- 0

5- 1

0- 0

0- 0

CONFERENCE

1- 0

4- 1

1- 1

3- 0

0- 0

0- 0

HOME

1- 0

2- 0

1- 0

2- 1

0- 0

0- 0

AWAY

0- 0

2- 1

0- 1

0- 0

0- 0

0- 0

NEUTRAL

0- 0

0- 0

0- 0

RPI 1-25

RPI S Opponent Score

13 A Duke 40 63

RPI 26-50

RPI S Opponent Score

RPI 51-100

Team's RPI: 67

RPI S Opponent Score

71 H New Mexico 66 55

96 N IUPUI 59 65

RPI 101+

RPI S Opponent Score

120 H Drake 75 61

144 H Idaho St. 61 53

150 H Nevada 66 60

181 A Colorado St. 53 49

186 A Boise St. 66 51

194 N UNI 40 55

204 A Denver 61 51

215 A Idaho 70 64

223 A Montana St. 46 50

231 A San Diego St. 62 68

248 H Montana 67 62

290 H Utah St. 61 44

LAST 12 Division I GAMES:

290 H Utah St. 61 44

181 A Colorado St. 53 49

71 H New Mexico 66 55

186 A Boise St. 66 51

150 H Nevada 66 60

231 A San Diego St. 62 68

13 A Duke 40 63

215 A Idaho 70 64

144 H Idaho St. 61 53

223 A Montana St. 46 50

96 N IUPUI 59 65

194 N UNI 40 55

Non-Div I Games:

Colo. Christian 62 33

Adams St. 73 47

Wyoming

Loss, Non-Conf, S Site, H Home A Away N Neutral

Page 346

W
Y
o
m
i
n
g

Average RPI Win: 208	WON-LOST RECORD	WINNING PCT. RANK	LAST 10 GAMES	STRENGTH OF SCHEDULE	OPP. STRENGTH OF SCHEDULE	TEAM RPI	ADJ. RPI	CONF. RPI	ADJ CONF. RPI
Average RPI Loss: 64									
DIV. I ONLY	9- 10	185	3- 7	81	86	143	143	6	6
DIV. I NON-CONF.	7- 4	102	3- 1	140	237	132	132	5	5

TOTALS	RPI 1-25	RPI 26-50	W-L RECORDS	RPI 51-100	RPI 101-999	RPI 201+			
9- 10	0- 2	0- 4	OVERALL	1- 0	8- 4	4- 0			
7- 3	0- 0	0- 1	HOME	0- 0	7- 2	4- 0			
1- 6	0- 1	0- 3	AWAY	1- 0	0- 2	0- 0			
1- 1	0- 1	0- 0	NEUTRAL	0- 0	1- 0	0- 0			
7- 4	0- 1	0- 1	NON-CONFERENCE	0- 0	7- 2	4- 0			
6- 1	0- 0	0- 0	HOME	0- 0	6- 1	4- 0			
0- 2	0- 0	0- 1	AWAY	0- 0	0- 1	0- 0			
1- 1	0- 1	0- 0	NEUTRAL	0- 0	1- 0	0- 0			
2- 6	0- 1	0- 3	CONFERENCE	1- 0	1- 2	0- 0			
1- 2	0- 0	0- 1	HOME	0- 0	1- 1	0- 0			
1- 4	0- 1	0- 2	AWAY	1- 0	0- 1	0- 0			
0- 0	0- 0	0- 0	NEUTRAL	0- 0	0- 0	0- 0			

RPI S Opponent Score	RPI S Opponent Score	RPI S Opponent Score	RPI S Opponent Score
12 N Missouri 48 74	27 A Marquette 67 88	77 A Butler 69 62	101 H Wake Forest 57 62
17 A Villanova 57 75	28 A DePaul 48 79		103 H Seton Hall 51 62
	31 H St. John's (NY) 63 67		130 A Bowling Green 53 63
	47 A Minnesota 62 74		139 A Georgetown 60 65
			141 H Cincinnati 53 50
			164 H New Hampshire 71 66
			166 N Furman 75 62
			176 H Providence 68 59
			254 H Grambling 72 67
			261 H Mt. St. Mary's 66 45
			305 H Fort Wayne 62 50
			329 H Florida A&M 70 52

Team's RPI: 143			
LAST 12 Division I GAMES:			
176 H Providence 68 59	139 A Georgetown 60 65		
27 A Marquette 67 88	77 A Butler 69 62		
28 A DePaul 48 79	329 H Florida A&M 70 52		
103 H Seton Hall 51 62	12 N Missouri 48 74		
31 H St. John's (NY) 63 67	166 N Furman 75 62		
17 A Villanova 57 75	141 H Cincinnati 53 50		

Non-Div I Games:

Xavier

Average RPI Win:	214	WON-LOST	WINNING	LAST 10	STRENGTH OF	OPP. STRENGTH	TEAM	ADJ.	CONF.	ADJ CONF.
Average RPI Loss:	115	RECORD	PCT. RANK	GAMES	SCHEDULE	OF SCHEDULE	RPI	RPI	RPI	RPI
DIV. I ONLY	8- 7	151	5- 5	114	186	121	121	9	9	
DIV. I NON-CONF.	7- 6	165	5- 5	235	159	170	170	9	9	

TOTALS	RPI 1-25	RPI 26-50	W-L RECORDS	RPI 51-100	RPI 101-999	RPI 201+				
8- 7	0- 0	0- 1	OVERALL	2- 2	6- 4	5- 0				
3- 3	0- 0	0- 0	HOME	1- 1	2- 2	2- 0				
5- 2	0- 0	0- 0	AWAY	1- 1	4- 1	3- 0				
0- 2	0- 0	0- 1	NEUTRAL	0- 0	0- 1	0- 0				
7- 6	0- 0	0- 1	NON-CONFERENCE	1- 1	6- 4	5- 0				
2- 3	0- 0	0- 0	HOME	0- 1	2- 2	2- 0				
5- 1	0- 0	0- 0	AWAY	1- 0	4- 1	3- 0				
0- 2	0- 0	0- 1	NEUTRAL	0- 0	0- 1	0- 0				
1- 1	0- 0	0- 0	CONFERENCE	1- 1	0- 0	0- 0				
1- 0	0- 0	0- 0	HOME	1- 0	0- 0	0- 0				
0- 1	0- 0	0- 0	AWAY	0- 1	0- 0	0- 0				
0- 0	0- 0	0- 0	NEUTRAL	0- 0	0- 0	0- 0				

RPI 1-25				RPI 26-50				RPI 51-100				RPI 101+				Team's RPI: 121	
RPI	S	Opponent	Score	RPI	S	Opponent	Score	RPI	S	Opponent	Score	RPI	S	Opponent	Score		
				50	N	UC Davis	61 71										
								68	H	Indiana	68 72	112	N	Hartford	70 78		
								70	A	TCU	82 72	115	A	Kansas	75 81		
								87	A	Brown	71 81	165	A	Binghamton	73 69		
								87	H	Brown	77 63	176	H	Providence	51 55		
												198	H	Army West Point	65 82		
												218	A	Stony Brook	77 71		
												258	H	Colgate	82 56		
												263	H	LIU Brooklyn	62 51		
												309	A	Central Conn. St.	75 62		
												338	A	Saint Peter's	70 49		
LAST 12 Division I GAMES:																	
				87	A	Brown	71 81	309	A	Central Conn. St.	75 62						
				87	H	Brown	77 63	218	A	Stony Brook	77 71						
				112	N	Hartford	70 78	165	A	Binghamton	73 69						
				50	N	UC Davis	61 71	176	H	Providence	51 55						
				68	H	Indiana	68 72	198	H	Army West Point	65 82						
				338	A	Saint Peter's	70 49	70	A	TCU	82 72						

Non-Div I Games:

Yale

Average RPI Win:	271	WON-LOST	WINNING	LAST 10	STRENGTH OF	OPP. STRENGTH	TEAM	ADJ.	CONF.	ADJ CONF.
Average RPI Loss:	125	RECORD	PCT. RANK	GAMES	SCHEDULE	OF SCHEDULE	RPI	RPI	RPI	RPI
DIV. I ONLY	5- 12	280	4- 5	139	203	237	237	11	11	
DIV. I NON-CONF.	2- 7	286	1- 2	260	218	288	288	12	12	

TOTALS	RPI 1-25	RPI 26-50	W-L RECORDS	RPI 51-100	RPI 101-999	RPI 201+				
5- 12	0- 1	0- 0	OVERALL	0- 4	5- 7	4- 1				
3- 4	0- 0	0- 0	HOME	0- 1	3- 3	3- 0				
2- 8	0- 1	0- 0	AWAY	0- 3	2- 4	1- 1				
0- 0	0- 0	0- 0	NEUTRAL	0- 0	0- 0	0- 0				
2- 7	0- 0	0- 0	NON-CONFERENCE	0- 1	2- 6	2- 1				
1- 2	0- 0	0- 0	HOME	0- 0	1- 2	1- 0				
1- 5	0- 0	0- 0	AWAY	0- 1	1- 4	1- 1				
0- 0	0- 0	0- 0	NEUTRAL	0- 0	0- 0	0- 0				
3- 5	0- 1	0- 0	CONFERENCE	0- 3	3- 1	2- 0				
2- 2	0- 0	0- 0	HOME	0- 1	2- 1	2- 0				
1- 3	0- 1	0- 0	AWAY	0- 2	1- 0	0- 0				
0- 0	0- 0	0- 0	NEUTRAL	0- 0	0- 0	0- 0				

RPI 1-25				RPI 26-50				RPI 51-100				RPI 101+ Team's RPI: 237			
RPI	S	Opponent	Score	RPI	S	Opponent	Score	RPI	S	Opponent	Score	RPI	S	Opponent	Score
15	A	Green Bay	56 65					65	A	American	72 78	113	H	Kent St.	44 55
								90	A	Wright St.	50 73	133	A	Cleveland St.	66 52
								93	A	Milwaukee	61 62	149	A	Saint Francis (PA)	65 79
								96	H	IUPUI	43 65	155	H	Oakland	48 58
												157	A	Robert Morris	52 84
												160	A	Pittsburgh	58 66
												182	H	Bucknell	60 66
												221	A	Akron	58 75
												284	H	Detroit Mercy	76 59
												293	A	Loyola Chicago	73 49
												321	H	Ill. - Chicago	76 63
												324	H	Northern Ariz.	69 67

LAST 12 Division I GAMES:															
133	A	Cleveland St.	66 52	155	H	Oakland	48 58	284	H	Detroit Mercy	76 59	324	H	Northern Ariz.	69 67
90	A	Wright St.	50 73	221	A	Akron	58 75	65	A	American	72 78				
93	A	Milwaukee	61 62												
15	A	Green Bay	56 65												
96	H	IUPUI	43 65												
321	H	Ill. - Chicago	76 63												

Non-Div I Games: Ohio Valley 86 59 Penn St. -Beaver 97 40

Youngstown St.