

Average RPI Win:	266	WON-LOST	WINNING	LAST 10	STRENGTH OF	OPP. STRENGTH	TEAM	ADJ.	CONF.	ADJ CONF.
Average RPI Loss:	157	RECORD	PCT. RANK	GAMES	SCHEDULE	OF SCHEDULE	RPI	RPI	RPI	RPI
DIV. I ONLY	8- 6	135	6-4	273	250	177	177	25	25	
DIV. I NON-CONF.	3- 4	201	1-2	274	186	196	196	22	22	
TOTALS	RPI 1-25	RPI 26-50	W-L RECORDS	RPI 51-100	RPI 101-150	RPI 150+				
8- 6	0- 2	0- 0	OVERALL	0- 0	1- 1	7- 3				
4- 1	0- 0	0- 0	HOME	0- 0	0- 1	4- 0				
3- 5	0- 2	0- 0	AWAY	0- 0	1- 0	2- 3				
1- 0	0- 0	0- 0	NEUTRAL	0- 0	0- 0	1- 0				
3- 4	0- 2	0- 0	NON-CONFERENCE	0- 0	0- 0	3- 2				
1- 0	0- 0	0- 0	HOME	0- 0	0- 0	1- 0				
1- 4	0- 2	0- 0	AWAY	0- 0	0- 0	1- 2				
1- 0	0- 0	0- 0	NEUTRAL	0- 0	0- 0	1- 0				
5- 2	0- 0	0- 0	CONFERENCE	0- 0	1- 1	4- 1				
3- 1	0- 0	0- 0	HOME	0- 0	0- 1	3- 0				
2- 1	0- 0	0- 0	AWAY	0- 0	1- 0	1- 1				
0- 0	0- 0	0- 0	NEUTRAL	0- 0	0- 0	0- 0				

RPI 1-25				RPI 26-50				RPI 51-100				RPI 101+ Team's RPI: 177			
RPI	S	Opponent	Score	RPI	S	Opponent	Score	RPI	S	Opponent	Score	RPI	S	Opponent	Score
2	A	Missouri St.	51 79									115	A	Abilene Christian	70 58
17	A	Texas A&M	48 85									148	H	SFA	44 66
												195	H	Lamar University	49 39
												221	H	Central Ark.	67 47
												238	A	South Alabama	82 83
												247	A	Southeastern La.	44 48
												291	A	Texas St.	48 57
												301	N	Prairie View	64 52
												304	H	Nicholls St.	55 49
												325	A	UTRGV	59 54
												325	H	UTRGV	61 50
												345	A	Northwestern St.	72 59
LAST 10 Division I															
195	H	Lamar University	49 39	17	A	Texas A&M	48 85	221	H	Central Ark.	67 47				
115	A	Abilene Christian	70 58					304	H	Nicholls St.	55 49				
148	H	SFA	44 66					325	A	UTRGV	59 54				
247	A	Southeastern La.	44 48					291	A	Texas St.	48 57				
345	A	Northwestern St.	72 59												

Non-Div I Games: UNKNOWN 75 55 Huston-Tillotson 63 49 Texas Wesleyan 90 52

A&M-Corpus Christi

Loss, Non-Conf, S Site, H Home A Away N Neutral

Division I				Through Games of Jan. 19, 1910						
Average RPI Win:	217	WON-LOST	WINNING	LAST 10	STRENGTH OF	OPP. STRENGTH	TEAM	ADJ.	CONF.	ADJ CONF.
Average RPI Loss:	102	RECORD	PCT. RANK	GAMES	SCHEDULE	OF SCHEDULE	RPI	RPI	RPI	RPI
DIV. I ONLY	9- 2	30	8-2	314	91	115	115	25	25	
DIV. I NON-CONF.	4- 1	54	3-1	239	19	54	54	22	22	

TOTALS	RPI 1-25	RPI 26-50		W-L RECORDS		RPI 51-100	RPI 101-150	RPI 150+		
9- 2	0- 0	0- 1		OVERALL		0- 0	3- 0	6- 1		
5- 1	0- 0	0- 0		HOME		0- 0	1- 0	4- 1		
4- 1	0- 0	0- 1		AWAY		0- 0	2- 0	2- 0		
0- 0	0- 0	0- 0		NEUTRAL		0- 0	0- 0	0- 0		
4- 1	0- 0	0- 1		NON-CONFERENCE		0- 0	2- 0	2- 0		
2- 0	0- 0	0- 0		HOME		0- 0	0- 0	2- 0		
2- 1	0- 0	0- 1		AWAY		0- 0	2- 0	0- 0		
0- 0	0- 0	0- 0		NEUTRAL		0- 0	0- 0	0- 0		
5- 1	0- 0	0- 0		CONFERENCE		0- 0	1- 0	4- 1		
3- 1	0- 0	0- 0		HOME		0- 0	1- 0	2- 1		
2- 0	0- 0	0- 0		AWAY		0- 0	0- 0	2- 0		
0- 0	0- 0	0- 0		NEUTRAL		0- 0	0- 0	0- 0		

RPI 1-25				RPI 26-50				RPI 51-100				RPI 101+				Team's RPI: 115	
RPI	S	Opponent	Score	RPI	S	Opponent	Score	RPI	S	Opponent	Score	RPI	S	Opponent	Score		
				27	A	Oklahoma	65 78					122	H	New Orleans	76 62		
												128	A	Portland	76 69		
												133	A	Wright St.	83 64		
												177	H	A&M-Corpus Christi	58 70		
												195	H	Lamar University	78 72		
												205	H	Tulsa	73 63		
												247	H	Southeastern La.	61 53		
												304	A	Nicholls St.	95 84		
												309	H	New Mexico St.	67 54		
												313	A	McNeese	90 73		
LAST 10 Division I																	
				247	H	Southeastern La.	61 53	304	A	Nicholls St.	95 84						
				177	H	A&M-Corpus Christi	58 70	122	H	New Orleans	76 62						
				313	A	McNeese	90 73	205	H	Tulsa	73 63						
				195	H	Lamar University	78 72	128	A	Portland	76 69						
				309	H	New Mexico St.	67 54	27	A	Oklahoma	65 78						

Non-Div I Games:	Howard Payne	96	38	Schreiner	110	37	Southwest (NM)	104	52	McMurry	111	43	Abilene Christian
------------------	--------------	----	----	-----------	-----	----	----------------	-----	----	---------	-----	----	-------------------

■ Loss, ■ Non-Conf, S Site, H Home A Away N Neutral

Air Force

Through Games Of Jan. 19, 2020

Average RPI Win: 300	WON-LOST	WINNING	LAST 10	STRENGTH OF	OPP. STRENGTH	TEAM	ADJ.	CONF.	ADJ CONF.
Average RPI Loss: 183	RECORD	PCT. RANK	GAMES	SCHEDULE	OF SCHEDULE	RPI	RPI	RPI	RPI
DIV. I ONLY	3- 14	317	2-8	241	254	310	310	17	17
DIV. I NON-CONF.	1- 9	326	0-3	250	263	332	332	24	24
TOTALS	RPI 1-25	RPI 26-50	W-L RECORDS	RPI 51-100	RPI 101-150	RPI 150+			
3- 14	0- 0	0- 1	OVERALL	0- 2	0- 1	3- 10			
1- 6	0- 0	0- 0	HOME	0- 0	0- 1	1- 5			
2- 8	0- 0	0- 1	AWAY	0- 2	0- 0	2- 5			
0- 0	0- 0	0- 0	NEUTRAL	0- 0	0- 0	0- 0			
1- 9	0- 0	0- 1	NON-CONFERENCE	0- 1	0- 1	1- 6			
1- 3	0- 0	0- 0	HOME	0- 0	0- 1	1- 2			
0- 6	0- 0	0- 1	AWAY	0- 1	0- 0	0- 4			
0- 0	0- 0	0- 0	NEUTRAL	0- 0	0- 0	0- 0			
2- 5	0- 0	0- 0	CONFERENCE	0- 1	0- 0	2- 4			
0- 3	0- 0	0- 0	HOME	0- 0	0- 0	0- 3			
2- 2	0- 0	0- 0	AWAY	0- 1	0- 0	2- 1			
0- 0	0- 0	0- 0	NEUTRAL	0- 0	0- 0	0- 0			

RPI S	Opponent	Score	RPI S	Opponent	Score	RPI S	Opponent	Score	RPI S	Opponent	Score	Team's RPI: 310
28	A Arizona St.	56 87	71	A Tennessee	54 81	128	H Portland	56 72	155	H San Diego	59 70	
			96	A Boise St.	61 70	178	H New Mexico	53 75	194	H UNLV	60 67	
						200	A Northern Colo.	62 72	217	H Wyoming	63 65	
						223	A Cal St. Fullerton	70 79	257	A Colorado St.	40 60	
						263	H Army West Point	66 68	271	A Navy	59 67	
						284	A Long Beach St.	68 74	287	A Utah St.	62 45	
						288	A Nevada	68 61	324	H NJIT	68 48	
LAST 10 Division I												
257	A Colorado St.	40 60	223	A Cal St. Fullerton	70 79							
96	A Boise St.	61 70	284	A Long Beach St.	68 74							
178	H New Mexico	53 75	288	A Nevada	68 61							
287	A Utah St.	62 45	217	H Wyoming	63 65							
194	H UNLV	60 67	71	A Tennessee	54 81							

Non-Div I Games: Neb. Wesleyan 93 42

Air Force

Loss, Non-Conf, S Site, H Home A Away N Neutral

Average RPI Win: 248	WON-LOST	WINNING	LAST 10	STRENGTH OF	OPP. STRENGTH	TEAM	ADJ.	CONF.	ADJ CONF.
Average RPI Loss: 121	RECORD	PCT. RANK	GAMES	SCHEDULE	OF SCHEDULE	RPI	RPI	RPI	RPI
DIV. I ONLY	8- 8	169	4-6	200	210	198	198	10	10
DIV. I NON-CONF.	7- 4	100	3-2	207	303	148	148	10	10
TOTALS	RPI 1-25	RPI 26-50	W-L RECORDS	RPI 51-100	RPI 101-150	RPI 150+			
8- 8	0- 1	0- 0	OVERALL	0- 1	1- 3	7- 3			
3- 5	0- 1	0- 0	HOME	0- 1	1- 2	2- 1			
3- 3	0- 0	0- 0	AWAY	0- 0	0- 1	3- 2			
2- 0	0- 0	0- 0	NEUTRAL	0- 0	0- 0	2- 0			
7- 4	0- 0	0- 0	NON-CONFERENCE	0- 1	1- 2	6- 1			
3- 2	0- 0	0- 0	HOME	0- 1	1- 1	2- 0			
2- 2	0- 0	0- 0	AWAY	0- 0	0- 1	2- 1			
2- 0	0- 0	0- 0	NEUTRAL	0- 0	0- 0	2- 0			
1- 4	0- 1	0- 0	CONFERENCE	0- 0	0- 1	1- 2			
0- 3	0- 1	0- 0	HOME	0- 0	0- 1	0- 1			
1- 1	0- 0	0- 0	AWAY	0- 0	0- 0	1- 1			
0- 0	0- 0	0- 0	NEUTRAL	0- 0	0- 0	0- 0			

RPI	S	Opponent	Score	RPI	S	Opponent	Score	RPI	S	Opponent	Score	RPI	S	Opponent	Score	Team's RPI: 198
23	H	Central Mich.	72 77					56	H	Michigan	71 80	102	H	N.C. A&T	64 52	
												105	H	Duquesne	63 88	
												114	A	Butler	55 76	
												129	H	Western Mich.	51 56	
												161	H	Youngstown St.	91 62	
												162	A	Toledo	61 65	
												186	A	Cleveland St.	62 66	
												190	H	Northern Ill.	65 70	
												213	A	Bowling Green	76 73	
												278	A	St. Bonaventure	63 54	
												290	N	Morgan St.	52 45	
												295	N	Denver	88 72	
												312	A	Detroit Mercy	81 60	
												329	H	Purdue Fort Wayne	64 53	
LAST 10 Division I																
190	H	Northern Ill.	65 70	290	N	Morgan St.	52 45									
162	A	Toledo	61 65	295	N	Denver	88 72									
213	A	Bowling Green	76 73	102	H	N.C. A&T	64 52									
129	H	Western Mich.	51 56	114	A	Butler	55 76									
23	H	Central Mich.	72 77	105	H	Duquesne	63 88									

Non-Div I Games:

Akron

■ Loss,
 ■ Non-Conf,
 S Site,
 ■ Home
 ■ Away
 N Neutral

Alabama

Through Games Of Jan. 19, 2020

Average RPI Win:	173	WON-LOST	WINNING	LAST 10	STRENGTH OF	OPP. STRENGTH	TEAM	ADJ.	CONF.	ADJ CONF.
Average RPI Loss:	60	RECORD	PCT. RANK	GAMES	SCHEDULE	OF SCHEDULE	RPI	RPI	RPI	RPI
DIV. I ONLY	11- 6	88	6-4	48	86	68	68	4	4	
DIV. I NON-CONF.	10- 3	60	5-1	117	190	74	74	5	5	
TOTALS	RPI 1-25	RPI 26-50	W-L RECORDS	RPI 51-100	RPI 101-150	RPI 150+				
11- 6	0- 3	1- 0	OVERALL	2- 2	2- 0	6- 1				
6- 4	0- 2	0- 0	HOME	2- 1	0- 0	4- 1				
4- 1	0- 1	0- 0	AWAY	0- 0	2- 0	2- 0				
1- 1	0- 0	1- 0	NEUTRAL	0- 1	0- 0	0- 0				
10- 3	0- 0	1- 0	NON-CONFERENCE	2- 2	1- 0	6- 1				
6- 2	0- 0	0- 0	HOME	2- 1	0- 0	4- 1				
3- 0	0- 0	0- 0	AWAY	0- 0	1- 0	2- 0				
1- 1	0- 0	1- 0	NEUTRAL	0- 1	0- 0	0- 0				
1- 3	0- 3	0- 0	CONFERENCE	0- 0	1- 0	0- 0				
0- 2	0- 2	0- 0	HOME	0- 0	0- 0	0- 0				
1- 1	0- 1	0- 0	AWAY	0- 0	1- 0	0- 0				
0- 0	0- 0	0- 0	NEUTRAL	0- 0	0- 0	0- 0				

RPI 1-25				RPI 26-50				RPI 51-100 Team's RPI: 68				RPI 101+			
RPI	S	Opponent	Score	RPI	S	Opponent	Score	RPI	S	Opponent	Score	RPI	S	Opponent	Score
3	H	South Carolina	78 93	48	N	UNI	87 77	64	H	Iowa St.	66 75	127	A	Tulane	66 56
19	H	Kentucky	71 81					74	H	North Carolina	83 77	147	A	Auburn	75 48
25	A	LSU	60 71					76	N	Southern California	57 60	171	A	Clemson	67 54
								89	H	Colgate	72 52	173	H	Hampton	61 64
												185	H	Bethune-Cookman	60 49
												238	A	South Alabama	74 62
												247	H	Southeastern La.	87 50
												259	H	Radford	85 51
												322	H	Mercer	111 56
LAST 10 Division I															
147	A	Auburn	75 48	259	H	Radford	85 51								
19	H	Kentucky	71 81	185	H	Bethune-Cookman	60 49								
3	H	South Carolina	78 93	74	H	North Carolina	83 77								
25	A	LSU	60 71	89	H	Colgate	72 52								
247	H	Southeastern La.	87 50	64	H	Iowa St.	66 75								

Non-Div I Games:

Alabama

■ Loss,
 ■ Non-Conf, S Site,
 ■ Home
 ■ Away
 N Neutral

Average RPI Win: 313		WON-LOST	WINNING	LAST 10	STRENGTH OF	OPP. STRENGTH	TEAM	ADJ.	CONF.	ADJ CONF.
Average RPI Loss: 173		RECORD	PCT. RANK	GAMES	SCHEDULE	OF SCHEDULE	RPI	RPI	RPI	RPI
DIV. I ONLY		7- 9	206	5-5	333	317	277	277	31	31
DIV. I NON-CONF.		4- 7	225	2-3	246	299	226	226	28	28
TOTALS		RPI 1-25	RPI 26-50	W-L RECORDS	RPI 51-100	RPI 101-150	RPI 150+			
7- 9	0- 0		0- 1	OVERALL	0- 1	0- 1	7- 6			
2- 2	0- 0		0- 0	HOME	0- 1	0- 0	2- 1			
4- 6	0- 0		0- 1	AWAY	0- 0	0- 1	4- 4			
1- 1	0- 0		0- 0	NEUTRAL	0- 0	0- 0	1- 1			
4- 7	0- 0		0- 1	NON-CONFERENCE	0- 1	0- 1	4- 4			
0- 2	0- 0		0- 0	HOME	0- 1	0- 0	0- 1			
4- 4	0- 0		0- 1	AWAY	0- 0	0- 1	4- 2			
0- 1	0- 0		0- 0	NEUTRAL	0- 0	0- 0	0- 1			
3- 2	0- 0		0- 0	CONFERENCE	0- 0	0- 0	3- 2			
2- 0	0- 0		0- 0	HOME	0- 0	0- 0	2- 0			
0- 2	0- 0		0- 0	AWAY	0- 0	0- 0	0- 2			
1- 0	0- 0		0- 0	NEUTRAL	0- 0	0- 0	1- 0			

RPI 1-25				RPI 26-50				RPI 51-100				RPI 101+				Team's RPI: 277	
RPI	S	Opponent	Score	RPI	S	Opponent	Score	RPI	S	Opponent	Score	RPI	S	Opponent	Score		
				47	A	Nebraska	46 68	94	H	North Florida	64 73	124	A	Cincinnati	47 62		
												151	H	Austin Peay	61 67		
												158	A	Jackson St.	53 67		
												166	N	North Ala.	65 80		
												170	A	Memphis	71 79		
												272	A	San Diego St.	61 53		
												292	H	Ark.-Pine Bluff	74 55		
												295	A	Denver	86 83		
												303	A	California Baptist	55 60		
												314	N	Alabama St.	75 48		
												318	A	Georgia St.	67 52		
												341	A	Grambling	59 69		
												349	A	Florida A&M	77 53		
												351	H	Mississippi Val.	68 48		
LAST 10 Division I																	
				314	N	Alabama St.	75 48	170	A	Memphis	71 79						
				351	H	Mississippi Val.	68 48	349	A	Florida A&M	77 53						
				292	H	Ark.-Pine Bluff	74 55	124	A	Cincinnati	47 62						
				158	A	Jackson St.	53 67	151	H	Austin Peay	61 67						
				341	A	Grambling	59 69	295	A	Denver	86 83						

Non-Div I Games:

Alabama A&M

■ Loss, ■ Non-Conf, S Site, H Home A Away N Neutral

Average RPI Win: 333	WON-LOST	WINNING	LAST 10	STRENGTH OF	OPP. STRENGTH	TEAM	ADJ.	CONF.	ADJ CONF.
Average RPI Loss: 159	RECORD	PCT. RANK	GAMES	SCHEDULE	OF SCHEDULE	RPI	RPI	RPI	RPI
DIV. I ONLY	3- 11	306	2-8	286	194	314	314	31	31
DIV. I NON-CONF.	1- 8	322	0-5	95	74	289	289	28	28
TOTALS	RPI 1-25	RPI 26-50	W-L RECORDS	RPI 51-100	RPI 101-150	RPI 150+			
3- 11	0- 2	0- 0	OVERALL	0- 1	0- 1	3- 7			
2- 3	0- 0	0- 0	HOME	0- 0	0- 0	2- 3			
1- 7	0- 2	0- 0	AWAY	0- 1	0- 1	1- 3			
0- 1	0- 0	0- 0	NEUTRAL	0- 0	0- 0	0- 1			
1- 8	0- 2	0- 0	NON-CONFERENCE	0- 1	0- 1	1- 4			
1- 2	0- 0	0- 0	HOME	0- 0	0- 0	1- 2			
0- 6	0- 2	0- 0	AWAY	0- 1	0- 1	0- 2			
0- 0	0- 0	0- 0	NEUTRAL	0- 0	0- 0	0- 0			
2- 3	0- 0	0- 0	CONFERENCE	0- 0	0- 0	2- 3			
1- 1	0- 0	0- 0	HOME	0- 0	0- 0	1- 1			
1- 1	0- 0	0- 0	AWAY	0- 0	0- 0	1- 1			
0- 1	0- 0	0- 0	NEUTRAL	0- 0	0- 0	0- 1			

RPI 1-25				RPI 26-50				RPI 51-100				RPI 101+ Team's RPI: 314			
RPI	S	Opponent	Score	RPI	S	Opponent	Score	RPI	S	Opponent	Score	RPI	S	Opponent	Score
3	A	South Carolina	43 103					97	A	South Fla.	29 80	139	A	Wisconsin	67 85
13	A	DePaul	76 105									158	A	Jackson St.	62 94
												163	H	Samford	48 83
												166	H	North Ala.	60 81
												171	A	Clemson	43 76
												273	A	Ole Miss	66 93
												277	N	Alabama A&M	48 75
												292	H	Ark.-Pine Bluff	62 73
												306	H	Jacksonville St.	68 63
												341	A	Grambling	73 59
												351	H	Mississippi Val.	77 64
LAST 10 Division I															
		277	N	Alabama A&M	48	75				273	A	Ole Miss	66	93	
		292	H	Ark.-Pine Bluff	62	73				166	H	North Ala.	60	81	
		351	H	Mississippi Val.	77	64				13	A	DePaul	76	105	
		341	A	Grambling	73	59				139	A	Wisconsin	67	85	
		158	A	Jackson St.	62	94				97	A	South Fla.	29	80	

Non-Div I Games: Mobile 76 66 Paine 84 58

Alabama St.

■ Loss,
 ■ Non-Conf,
 ■ S Site,
 ■ Home
 ■ A Away
 N Neutral

Albany (NY)

Through Games Of Jan. 19, 2020

Average RPI Win:	255	WON-LOST	WINNING	LAST 10	STRENGTH OF	OPP. STRENGTH	TEAM	ADJ.	CONF.	ADJ CONF.
Average RPI Loss:	217	RECORD	PCT. RANK	GAMES	SCHEDULE	OF SCHEDULE	RPI	RPI	RPI	RPI
DIV. I ONLY	5- 12	271	3-7	297	331	316	316	28	28	
DIV. I NON-CONF.	3- 9	279	1-4	332	302	333	333	27	27	
TOTALS	RPI 1-25	RPI 26-50	W-L RECORDS	RPI 51-100	RPI 101-150	RPI 150+				
5- 12	0- 0	0- 0	OVERALL	0- 2	0- 1	5- 9				
3- 7	0- 0	0- 0	HOME	0- 0	0- 1	3- 6				
2- 5	0- 0	0- 0	AWAY	0- 2	0- 0	2- 3				
0- 0	0- 0	0- 0	NEUTRAL	0- 0	0- 0	0- 0				
3- 9	0- 0	0- 0	NON-CONFERENCE	0- 2	0- 0	3- 7				
1- 5	0- 0	0- 0	HOME	0- 0	0- 0	1- 5				
2- 4	0- 0	0- 0	AWAY	0- 2	0- 0	2- 2				
0- 0	0- 0	0- 0	NEUTRAL	0- 0	0- 0	0- 0				
2- 3	0- 0	0- 0	CONFERENCE	0- 0	0- 1	2- 2				
2- 2	0- 0	0- 0	HOME	0- 0	0- 1	2- 1				
0- 1	0- 0	0- 0	AWAY	0- 0	0- 0	0- 1				
0- 0	0- 0	0- 0	NEUTRAL	0- 0	0- 0	0- 0				

RPI S	Opponent	Score	RPI S	Opponent	Score	RPI S	Opponent	Score	RPI S	Opponent	Score
						79	A Marist	52 76	103	H Stony Brook	53 73
						92	A Syracuse	53 75	152	H Cornell	51 71
									153	H Columbia	82 78
									196	H Boston U.	58 60
									199	H Binghamton	56 53
									237	H Lafayette	47 54
									246	A Maine	49 60
									251	H Vermont	58 49
									281	H New Hampshire	47 48
									285	H Monmouth	41 53
									305	H St. Francis Brooklyn	41 49
									311	A Siena	46 52
									319	A Bryant	55 68
									330	A Canisius	70 53
									344	A Central Conn. St.	73 63
LAST 10 Division I											
103	H Stony Brook	53 73	285	H Monmouth	41 53						
281	H New Hampshire	47 48	319	A Bryant	55 68						
246	A Maine	49 60	305	H St. Francis Brooklyn	41 49						
199	H Binghamton	56 53	311	A Siena	46 52						
251	H Vermont	58 49	344	A Central Conn. St.	73 63						

Non-Div I Games: FDU-Florham 81 21

Albany (NY)

Loss, Non-Conf, S Site, H Home A Away N Neutral

Average RPI Win: 335	WON-LOST	WINNING	LAST 10	STRENGTH OF	OPP. STRENGTH	TEAM	ADJ.	CONF.	ADJ CONF.
Average RPI Loss: 192	RECORD	PCT. RANK	GAMES	SCHEDULE	OF SCHEDULE	RPI	RPI	RPI	RPI
DIV. I ONLY	5- 10	258	4-6	349	288	321	321	31	31
DIV. I NON-CONF.	2- 8	295	1-4	317	307	330	330	28	28
TOTALS	RPI 1-25	RPI 26-50	W-L RECORDS	RPI 51-100	RPI 101-150	RPI 150+			
5- 10	0- 0	0- 0	OVERALL	0- 1	0- 1	5- 8			
2- 2	0- 0	0- 0	HOME	0- 0	0- 0	2- 2			
3- 6	0- 0	0- 0	AWAY	0- 1	0- 1	3- 4			
0- 2	0- 0	0- 0	NEUTRAL	0- 0	0- 0	0- 2			
2- 8	0- 0	0- 0	NON-CONFERENCE	0- 0	0- 1	2- 7			
1- 1	0- 0	0- 0	HOME	0- 0	0- 0	1- 1			
1- 5	0- 0	0- 0	AWAY	0- 0	0- 1	1- 4			
0- 2	0- 0	0- 0	NEUTRAL	0- 0	0- 0	0- 2			
3- 2	0- 0	0- 0	CONFERENCE	0- 1	0- 0	3- 1			
1- 1	0- 0	0- 0	HOME	0- 0	0- 0	1- 1			
2- 1	0- 0	0- 0	AWAY	0- 1	0- 0	2- 0			
0- 0	0- 0	0- 0	NEUTRAL	0- 0	0- 0	0- 0			

RPI 1-25				RPI 26-50				RPI 51-100				RPI 101+				Team's RPI: 321	
RPI	S	Opponent	Score	RPI	S	Opponent	Score	RPI	S	Opponent	Score	RPI	S	Opponent	Score		
								91	A	Texas Southern	70	105	148	A	SFA	62	67
													158	H	Jackson St.	67	83
													159	H	UAB	65	86
													170	A	Memphis	51	57
													171	N	Clemson	46	77
													206	A	UTEP	47	92
													249	A	North Texas	31	67
													273	N	Ole Miss	55	73
													291	A	Texas St.	59	67
													301	A	Prairie View	68	63
													334	A	Tennessee St.	62	57
													341	H	Grambling	80	54
													349	H	Florida A&M	58	42
													351	A	Mississippi Val.	81	67
LAST 10 Division I																	
				351	A	Mississippi Val.	81	67		291	A	Texas St.	59	67			
				341	H	Grambling	80	54		159	H	UAB	65	86			
				158	H	Jackson St.	67	83		349	H	Florida A&M	58	42			
				91	A	Texas Southern	70	105		171	N	Clemson	46	77			
				301	A	Prairie View	68	63		273	N	Ole Miss	55	73			

Non-Div I Games: Tougaloo 85 61 Louisiana Col. 86 50

Alcorn

Loss, Non-Conf, S Site, H Home A Away N Neutral

American

A
m
e
r
i
c
a
n

American

Page 10

Average RPI Win:	310	WON-LOST	WINNING	LAST 10	STRENGTH OF	OPP. STRENGTH	TEAM	ADJ.	CONF.	ADJ CONF.
Average RPI Loss:	142	RECORD	PCT. RANK	GAMES	SCHEDULE	OF SCHEDULE	RPI	RPI	RPI	RPI
DIV. I ONLY	4- 13	296	2-8	159	245	270	270	22	22	
DIV. I NON-CONF.	3- 8	268	1-3	205	228	266	266	23	23	
TOTALS	RPI 1-25	RPI 26-50	W-L RECORDS	RPI 51-100	RPI 101-150	RPI 150+				
4- 13	0- 1	0- 0	OVERALL	0- 2	0- 5	4- 5				
2- 4	0- 0	0- 0	HOME	0- 0	0- 2	2- 2				
1- 8	0- 1	0- 0	AWAY	0- 2	0- 3	1- 2				
1- 1	0- 0	0- 0	NEUTRAL	0- 0	0- 0	1- 1				
3- 8	0- 1	0- 0	NON-CONFERENCE	0- 1	0- 3	3- 3				
1- 2	0- 0	0- 0	HOME	0- 0	0- 0	1- 2				
1- 5	0- 1	0- 0	AWAY	0- 1	0- 3	1- 0				
1- 1	0- 0	0- 0	NEUTRAL	0- 0	0- 0	1- 1				
1- 5	0- 0	0- 0	CONFERENCE	0- 1	0- 2	1- 2				
1- 2	0- 0	0- 0	HOME	0- 0	0- 2	1- 0				
0- 3	0- 0	0- 0	AWAY	0- 1	0- 0	0- 2				
0- 0	0- 0	0- 0	NEUTRAL	0- 0	0- 0	0- 0				

RPI 1-25				RPI 26-50				RPI 51-100				RPI 101+ Team's RPI: 270			
RPI	S	Opponent	Score	RPI	S	Opponent	Score	RPI	S	Opponent	Score	RPI	S	Opponent	Score
3	A	South Carolina	50 92					56	A	Michigan	35 62	107	A	Elon	66 67
								70	A	Troy	55 84	109	H	Coastal Caro.	53 80
												116	H	UT Arlington	60 82
												119	A	UNC Greensboro	47 54
												138	A	VCU	38 66
												185	N	Bethune-Cookman	44 61
												228	H	ETSU	61 67
												233	A	Arkansas St.	58 76
												238	A	South Alabama	66 81
												241	H	Gardner-Webb	56 67
												291	H	Texas St.	73 65
												298	A	Wofford	54 51
												322	H	Mercer	77 68
												330	N	Canisius	74 57
LAST 10 Division I															
109	H	Coastal Caro.	53 80	238	A	South Alabama	66 81								
233	A	Arkansas St.	58 76	119	A	UNC Greensboro	47 54								
291	H	Texas St.	73 65	330	N	Canisius	74 57								
116	H	UT Arlington	60 82	185	N	Bethune-Cookman	44 61								
70	A	Troy	55 84	56	A	Michigan	35 62								

Non-Div I Games:

Appalachian St.

■ Loss,
 ■ Non-Conf, S Site,
 ■ Home
 ■ Away
 N Neutral

Arizona

Through Games Of Jan. 19, 2020

Average RPI Win:	190	WON-LOST	WINNING	LAST 10	STRENGTH OF	OPP. STRENGTH	TEAM	ADJ.	CONF.	ADJ CONF.
Average RPI Loss:	8	RECORD	PCT. RANK	GAMES	SCHEDULE	OF SCHEDULE	RPI	RPI	RPI	RPI
DIV. I ONLY	15- 3	22	7-3	115	81	42	42	1	1	
DIV. I NON-CONF.	11- 0	1	3-0	324	257	77	77	1	1	
TOTALS	RPI 1-25	RPI 26-50	W-L RECORDS	RPI 51-100	RPI 101-150	RPI 150+				
15- 3	0- 3	1- 0	OVERALL	3- 0	1- 0	10- 0				
7- 2	0- 2	0- 0	HOME	0- 0	0- 0	7- 0				
8- 1	0- 1	1- 0	AWAY	3- 0	1- 0	3- 0				
0- 0	0- 0	0- 0	NEUTRAL	0- 0	0- 0	0- 0				
11- 0	0- 0	0- 0	NON-CONFERENCE	1- 0	0- 0	10- 0				
7- 0	0- 0	0- 0	HOME	0- 0	0- 0	7- 0				
4- 0	0- 0	0- 0	AWAY	1- 0	0- 0	3- 0				
0- 0	0- 0	0- 0	NEUTRAL	0- 0	0- 0	0- 0				
4- 3	0- 3	1- 0	CONFERENCE	2- 0	1- 0	0- 0				
0- 2	0- 2	0- 0	HOME	0- 0	0- 0	0- 0				
4- 1	0- 1	1- 0	AWAY	2- 0	1- 0	0- 0				
0- 0	0- 0	0- 0	NEUTRAL	0- 0	0- 0	0- 0				

RPI	S	Opponent	Score	RPI	S	Opponent	Score	RPI	S	Opponent	Score	RPI	S	Opponent	Score
7	A	UCLA	58 70	28	A	Arizona St.	58 53	52	A	Texas	83 58	106	A	Washington	66 58
8	H	Oregon	64 71					73	A	Washington St.	74 67	164	A	Montana	77 42
10	H	Oregon St.	61 63					76	A	Southern California	65 57	165	H	Santa Clara	65 52
												192	H	North Dakota	74 42
												206	A	UTEP	54 43
												235	H	UC Riverside	70 27
												280	H	UC Santa Barbara	61 42
												285	H	Monmouth	86 34
												301	H	Prairie View	83 48
												334	H	Tennessee St.	77 42
												346	A	Chicago St.	82 50
LAST 10 Division I															
106	A	Washington	66 58	76	A	Southern California	65 57								
73	A	Washington St.	74 67	28	A	Arizona St.	58 53								
8	H	Oregon	64 71	280	H	UC Santa Barbara	61 42								
10	H	Oregon St.	61 63	334	H	Tennessee St.	77 42								
7	A	UCLA	58 70	206	A	UTEP	54 43								

Non-Div I Games:

Arizona

Loss, Non-Conf, S Site, H Home A Away N Neutral

Average RPI Win:	156	WON-LOST	WINNING	LAST 10	STRENGTH OF	OPP. STRENGTH	TEAM	ADJ.	CONF.	ADJ CONF.
Average RPI Loss:	34	RECORD	PCT. RANK	GAMES	SCHEDULE	OF SCHEDULE	RPI	RPI	RPI	RPI
DIV. I ONLY	15- 4	37	8-2	61	29	28	28	1	1	
DIV. I NON-CONF.	10- 2	30	3-0	249	79	71	71	1	1	
TOTALS	RPI 1-25	RPI 26-50	W-L RECORDS	RPI 51-100	RPI 101-150	RPI 150+				
15- 4	3- 1	0- 2	OVERALL	4- 1	1- 0	7- 0				
9- 1	3- 0	0- 1	HOME	1- 0	0- 0	5- 0				
4- 2	0- 1	0- 0	AWAY	2- 1	1- 0	1- 0				
2- 1	0- 0	0- 1	NEUTRAL	1- 0	0- 0	1- 0				
10- 2	1- 0	0- 1	NON-CONFERENCE	2- 1	0- 0	7- 0				
7- 0	1- 0	0- 0	HOME	1- 0	0- 0	5- 0				
1- 1	0- 0	0- 0	AWAY	0- 1	0- 0	1- 0				
2- 1	0- 0	0- 1	NEUTRAL	1- 0	0- 0	1- 0				
5- 2	2- 1	0- 1	CONFERENCE	2- 0	1- 0	0- 0				
2- 1	2- 0	0- 1	HOME	0- 0	0- 0	0- 0				
3- 1	0- 1	0- 0	AWAY	2- 0	1- 0	0- 0				
0- 0	0- 0	0- 0	NEUTRAL	0- 0	0- 0	0- 0				

RPI 1-25				RPI 26-50				Team's RPI: 28				RPI 51-100				RPI 101+			
RPI	S	Opponent	Score	RPI	S	Opponent	Score	RPI	S	Opponent	Score	RPI	S	Opponent	Score	RPI	S	Opponent	Score
7	A	UCLA	66 68	33	N	Purdue	52 59	53	A	Minnesota	66 80	106	A	Washington	67 50				
8	H	Oregon	72 66	42	H	Arizona	53 58	53	N	Middle Tenn.	61 60	178	H	New Mexico	84 47				
10	H	Oregon St.	55 47					67	H	BYU	60 52	246	N	Maine	57 31				
22	H	Creighton	70 55					73	A	Washington St.	65 56	263	H	Army West Point	83 51				
								76	A	Southern California	63 54	282	H	Idaho St.	74 69				
												309	A	New Mexico St.	70 47				
												310	H	Air Force	87 56				
												337	H	Cal Poly	66 41				
LAST 10 Division I																			
73	A	Washington St.	65 56	7	A	UCLA	66 68												
106	A	Washington	67 50	42	H	Arizona	53 58												
10	H	Oregon St.	55 47	22	H	Creighton	70 55												
8	H	Oregon	72 66	309	A	New Mexico St.	70 47												
76	A	Southern California	63 54	178	H	New Mexico	84 47												

Non-Div I Games:

Arizona St.

■ Loss,
 ■ Non-Conf, S Site,
 ■ Home
 ■ Away
 N Neutral

Average RPI Win:	333	WON-LOST	WINNING	LAST 10	STRENGTH OF	OPP. STRENGTH	TEAM	ADJ.	CONF.	ADJ CONF.
Average RPI Loss:	163	RECORD	PCT. RANK	GAMES	SCHEDULE	OF SCHEDULE	RPI	RPI	RPI	RPI
DIV. I ONLY	2- 11	323	2-8	234	290	292	292	31	31	
DIV. I NON-CONF.	0- 9	338	0-6	65	226	302	302	28	28	
TOTALS	RPI 1-25	RPI 26-50	W-L RECORDS	RPI 51-100	RPI 101-150	RPI 150+				
2- 11	0- 0	0- 0	OVERALL	0- 3	0- 3	2- 5				
0- 1	0- 0	0- 0	HOME	0- 0	0- 0	0- 1				
2- 10	0- 0	0- 0	AWAY	0- 3	0- 3	2- 4				
0- 0	0- 0	0- 0	NEUTRAL	0- 0	0- 0	0- 0				
0- 9	0- 0	0- 0	NON-CONFERENCE	0- 3	0- 3	0- 3				
0- 0	0- 0	0- 0	HOME	0- 0	0- 0	0- 0				
0- 9	0- 0	0- 0	AWAY	0- 3	0- 3	0- 3				
0- 0	0- 0	0- 0	NEUTRAL	0- 0	0- 0	0- 0				
2- 2	0- 0	0- 0	CONFERENCE	0- 0	0- 0	2- 2				
0- 1	0- 0	0- 0	HOME	0- 0	0- 0	0- 1				
2- 1	0- 0	0- 0	AWAY	0- 0	0- 0	2- 1				
0- 0	0- 0	0- 0	NEUTRAL	0- 0	0- 0	0- 0				

RPI 1-25				RPI 26-50				RPI 51-100				RPI 101+				Team's RPI: 292	
RPI	S	Opponent	Score	RPI	S	Opponent	Score	RPI	S	Opponent	Score	RPI	S	Opponent	Score		
								64	A	Iowa St.	40	90	109	A	Coastal Caro.	69	76
								71	A	Tennessee	51	92	134	A	Wichita St.	50	100
								73	A	Washington St.	56	85	135	A	Illinois	50	65
												179	A	Texas Tech	55	81	
												233	A	Arkansas St.	60	81	
												236	H	Southern U.	43	70	
												277	A	Alabama A&M	55	74	
												283	A	Milwaukee	55	69	
												314	A	Alabama St.	73	62	
												351	A	Mississippi Val.	80	77	
LAST 10 Division I																	
				236	H	Southern U.	43	70	134	A	Wichita St.	50	100				
				314	A	Alabama St.	73	62	233	A	Arkansas St.	60	81				
				277	A	Alabama A&M	55	74	73	A	Washington St.	56	85				
				351	A	Mississippi Val.	80	77	64	A	Iowa St.	40	90				
				179	A	Texas Tech	55	81	71	A	Tennessee	51	92				

Non-Div I Games: Philander Smith 66 54

Ark.-Pine Bluff

■ Loss,
 ■ Non-Conf,
 ■ S Site,
 ■ Home
 ■ A Away
 N Neutral

Arkansas

Through Games Of Jan. 19, 2020

Average RPI Win:	165	WON-LOST	WINNING	LAST 10	STRENGTH OF	OPP. STRENGTH	TEAM	ADJ.	CONF.	ADJ CONF.
Average RPI Loss:	40	RECORD	PCT. RANK	GAMES	SCHEDULE	OF SCHEDULE	RPI	RPI	RPI	RPI
DIV. I ONLY	15- 3	22	8-2	112	36	36	36	4	4	
DIV. I NON-CONF.	12- 1	9	5-0	188	112	33	33	5	5	
TOTALS	RPI 1-25	RPI 26-50	W-L RECORDS	RPI 51-100	RPI 101-150	RPI 150+				
15- 3	0- 2	0- 0	OVERALL	3- 1	6- 0	6- 0				
11- 1	0- 1	0- 0	HOME	2- 0	3- 0	6- 0				
2- 2	0- 1	0- 0	AWAY	1- 1	1- 0	0- 0				
2- 0	0- 0	0- 0	NEUTRAL	0- 0	2- 0	0- 0				
12- 1	0- 0	0- 0	NON-CONFERENCE	2- 1	4- 0	6- 0				
10- 0	0- 0	0- 0	HOME	2- 0	2- 0	6- 0				
0- 1	0- 0	0- 0	AWAY	0- 1	0- 0	0- 0				
2- 0	0- 0	0- 0	NEUTRAL	0- 0	2- 0	0- 0				
3- 2	0- 2	0- 0	CONFERENCE	1- 0	2- 0	0- 0				
1- 1	0- 1	0- 0	HOME	0- 0	1- 0	0- 0				
2- 1	0- 1	0- 0	AWAY	1- 0	1- 0	0- 0				
0- 0	0- 0	0- 0	NEUTRAL	0- 0	0- 0	0- 0				

RPI 1-25				RPI 26-50				Team's RPI: 36				RPI 51-100				RPI 101+			
RPI	S	Opponent	Score	RPI	S	Opponent	Score	RPI	S	Opponent	Score	RPI	S	Opponent	Score	RPI	S	Opponent	Score
3	A	South Carolina	82 91									63	A	Vanderbilt	100 66	103	H	Stony Brook	88 58
17	H	Texas A&M	77 84									65	H	UT Martin	96 46	117	N	Fordham	71 59
												84	H	Belmont	91 60	122	H	New Orleans	82 52
												100	A	California	80 84	139	N	Wisconsin	68 64
																143	H	Missouri	90 73
																147	A	Auburn	86 70
																180	H	Kansas St.	81 72
																201	H	Little Rock	86 53
																205	H	Tulsa	91 41
																244	H	Oral Roberts	96 64
																313	H	McNeese	101 58
																345	H	Northwestern St.	99 39
LAST 10 Division I																			
63	A	Vanderbilt	100 66	65	H	UT Martin	96 46												
143	H	Missouri	90 73	201	H	Little Rock	86 53												
3	A	South Carolina	82 91	345	H	Northwestern St.	99 39												
147	A	Auburn	86 70	205	H	Tulsa	91 41												
17	H	Texas A&M	77 84	180	H	Kansas St.	81 72												

Non-Div I Games:

Arkansas

■ Loss,
 ■ Non-Conf, S Site,
 ■ Home
 ■ Away
 N Neutral

Average RPI Win:	290	WON-LOST	WINNING	LAST 10	STRENGTH OF	OPP. STRENGTH	TEAM	ADJ.	CONF.	ADJ CONF.
Average RPI Loss:	145	RECORD	PCT. RANK	GAMES	SCHEDULE	OF SCHEDULE	RPI	RPI	RPI	RPI
DIV. I ONLY	6- 10	238	5-5	239	201	233	233	22	22	
DIV. I NON-CONF.	2- 8	295	1-3	128	232	254	254	23	23	
TOTALS	RPI 1-25	RPI 26-50	W-L RECORDS	RPI 51-100	RPI 101-150	RPI 150+				
6- 10	0- 2	0- 0	OVERALL	0- 0	0- 2	6- 6				
4- 1	0- 0	0- 0	HOME	0- 0	0- 0	4- 1				
2- 8	0- 2	0- 0	AWAY	0- 0	0- 1	2- 5				
0- 1	0- 0	0- 0	NEUTRAL	0- 0	0- 1	0- 0				
2- 8	0- 2	0- 0	NON-CONFERENCE	0- 0	0- 1	2- 5				
1- 1	0- 0	0- 0	HOME	0- 0	0- 0	1- 1				
1- 6	0- 2	0- 0	AWAY	0- 0	0- 0	1- 4				
0- 1	0- 0	0- 0	NEUTRAL	0- 0	0- 1	0- 0				
4- 2	0- 0	0- 0	CONFERENCE	0- 0	0- 1	4- 1				
3- 0	0- 0	0- 0	HOME	0- 0	0- 0	3- 0				
1- 2	0- 0	0- 0	AWAY	0- 0	0- 1	1- 1				
0- 0	0- 0	0- 0	NEUTRAL	0- 0	0- 0	0- 0				

RPI 1-25				RPI 26-50				RPI 51-100				RPI 101+ Team's RPI: 233			
RPI	S	Opponent	Score	RPI	S	Opponent	Score	RPI	S	Opponent	Score	RPI	S	Opponent	Score
12	A	Baylor	43 111									102	N	N.C. A&T	50 55
13	A	DePaul	64 109									116	A	UT Arlington	44 71
												168	H	Southeast Mo. St.	67 79
												170	A	Memphis	50 78
												201	A	Little Rock	58 67
												205	A	Tulsa	77 79
												207	A	Murray St.	62 77
												256	A	Louisiana Tech	54 67
												270	H	Appalachian St.	76 58
												272	A	San Diego St.	71 62
												291	A	Texas St.	56 53
												292	H	Ark.-Pine Bluff	81 60
												296	H	Ga. Southern	69 62
												318	H	Georgia St.	70 68
LAST 10 Division I															
201	A	Little Rock	58 67	116	A	UT Arlington	44 71								
270	H	Appalachian St.	76 58	256	A	Louisiana Tech	54 67								
296	H	Ga. Southern	69 62	12	A	Baylor	43 111								
318	H	Georgia St.	70 68	170	A	Memphis	50 78								
291	A	Texas St.	56 53	292	H	Ark.-Pine Bluff	81 60								

Non-Div I Games: Central Baptist 88 63

Arkansas St.

Army West Point

Through Games Of Jan. 19, 2020

Average RPI Win:	289	WON-LOST	WINNING	LAST 10	STRENGTH OF	OPP. STRENGTH	TEAM	ADJ.	CONF.	ADJ CONF.
Average RPI Loss:	145	RECORD	PCT. RANK	GAMES	SCHEDULE	OF SCHEDULE	RPI	RPI	RPI	RPI
DIV. I ONLY	5- 12	271	3-7	182	277	263	263	15	15	
DIV. I NON-CONF.	4- 7	225	2-2	218	319	255	255	15	15	
TOTALS	RPI 1-25	RPI 26-50	W-L RECORDS	RPI 51-100	RPI 101-150	RPI 150+				
5- 12	0- 1	0- 2	OVERALL	0- 2	1- 0	4- 7				
3- 5	0- 1	0- 0	HOME	0- 1	1- 0	2- 3				
2- 7	0- 0	0- 2	AWAY	0- 1	0- 0	2- 4				
0- 0	0- 0	0- 0	NEUTRAL	0- 0	0- 0	0- 0				
4- 7	0- 1	0- 2	NON-CONFERENCE	0- 0	0- 0	4- 4				
2- 3	0- 1	0- 0	HOME	0- 0	0- 0	2- 2				
2- 4	0- 0	0- 2	AWAY	0- 0	0- 0	2- 2				
0- 0	0- 0	0- 0	NEUTRAL	0- 0	0- 0	0- 0				
1- 5	0- 0	0- 0	CONFERENCE	0- 2	1- 0	0- 3				
1- 2	0- 0	0- 0	HOME	0- 1	1- 0	0- 1				
0- 3	0- 0	0- 0	AWAY	0- 1	0- 0	0- 2				
0- 0	0- 0	0- 0	NEUTRAL	0- 0	0- 0	0- 0				

RPI S	Opponent	Score	RPI S	Opponent	Score	RPI S	Opponent	Score	RPI S	Opponent	Score	Team's RPI: 263
24	H TCU	52 66	28	A Arizona St.	51 83	58	H Bucknell	52 63	137	H Holy Cross	61 48	
			46	A St. John's (NY)	60 96	89	A Colgate	93 100	153	H Columbia	62 71	
									160	H William & Mary	65 77	
									193	A American	57 73	
									196	H Boston U.	66 72	
									212	A Manhattan	56 86	
									279	A Loyola Maryland	59 68	
									305	A St. Francis Brooklyn	64 70	
									310	A Air Force	68 66	
									319	H Bryant	81 75	
									333	A Fairleigh Dickinson	70 68	
									348	H LIU Brooklyn	67 60	
LAST 10 Division I												
279	A Loyola Maryland	59 68	58	H Bucknell	52 63							
137	H Holy Cross	61 48	319	H Bryant	81 75							
196	H Boston U.	66 72	212	A Manhattan	56 86							
193	A American	57 73	46	A St. John's (NY)	60 96							
89	A Colgate	93 100	348	H LIU Brooklyn	67 60							

Non-Div I Games:

Army West Point

Loss, Non-Conf, S Site, H Home A Away N Neutral

Average RPI Win: 216	WON-LOST	WINNING	LAST 10	STRENGTH OF	OPP. STRENGTH	TEAM	ADJ.	CONF.	ADJ CONF.
Average RPI Loss: 70	RECORD	PCT. RANK	GAMES	SCHEDULE	OF SCHEDULE	RPI	RPI	RPI	RPI
DIV. I ONLY	6- 10	238	3-7	26	96	147	147	4	4
DIV. I NON-CONF.	6- 5	151	3-2	49	198	96	96	5	5
TOTALS	RPI 1-25	RPI 26-50	W-L RECORDS	RPI 51-100	RPI 101-150	RPI 150+			
6- 10	0- 1	0- 3	OVERALL	1- 4	0- 1	5- 1			
4- 4	0- 0	0- 2	HOME	0- 1	0- 1	4- 0			
1- 4	0- 1	0- 0	AWAY	0- 2	0- 0	1- 1			
1- 2	0- 0	0- 1	NEUTRAL	1- 1	0- 0	0- 0			
6- 5	0- 1	0- 2	NON-CONFERENCE	1- 1	0- 0	5- 1			
4- 1	0- 0	0- 1	HOME	0- 0	0- 0	4- 0			
1- 2	0- 1	0- 0	AWAY	0- 0	0- 0	1- 1			
1- 2	0- 0	0- 1	NEUTRAL	1- 1	0- 0	0- 0			
0- 5	0- 0	0- 1	CONFERENCE	0- 3	0- 1	0- 0			
0- 3	0- 0	0- 1	HOME	0- 1	0- 1	0- 0			
0- 2	0- 0	0- 0	AWAY	0- 2	0- 0	0- 0			
0- 0	0- 0	0- 0	NEUTRAL	0- 0	0- 0	0- 0			

RPI 1-25				RPI 26-50				RPI 51-100				RPI 101+ Team's RPI: 147			
RPI	S	Opponent	Score	RPI	S	Opponent	Score	RPI	S	Opponent	Score	RPI	S	Opponent	Score
24	A	TCU	65 80	36	H	Arkansas	70 86	53	N	Middle Tenn.	50 73	136	H	Florida	63 83
				37	H	Old Dominion	77 89	63	A	Vanderbilt	55 77	159	A	UAB	75 80
				38	N	Drake	82 83	68	H	Alabama	48 75	181	H	Saint Joseph's	66 62
								83	A	Georgia	50 61	185	H	Bethune-Cookman	74 56
								88	N	Dayton	76 74	238	A	South Alabama	82 62
												298	H	Wofford	84 82
												306	H	Jacksonville St.	62 53
LAST 10 Division I															
				83	A	Georgia	50 61	306	H	Jacksonville St.	62 53				
				68	H	Alabama	48 75	185	H	Bethune-Cookman	74 56				
				136	H	Florida	63 83	24	A	TCU	65 80				
				36	H	Arkansas	70 86	238	A	South Alabama	82 62				
				63	A	Vanderbilt	55 77	38	N	Drake	82 83				

Non-Div I Games:

Auburn

■ Loss,
■ Non-Conf,
■ S Site,
■ H Home
■ A Away
N Neutral

Average RPI Win:	256	WON-LOST	WINNING	LAST 10	STRENGTH OF	OPP. STRENGTH	TEAM	ADJ.	CONF.	ADJ CONF.
Average RPI Loss:	109	RECORD	PCT. RANK	GAMES	SCHEDULE	OF SCHEDULE	RPI	RPI	RPI	RPI
DIV. I ONLY	8- 7	156	5-5	188	311	151	151	18	18	
DIV. I NON-CONF.	7- 2	56	4-0	270	287	86	86	21	21	
TOTALS	RPI 1-25	RPI 26-50	W-L RECORDS	RPI 51-100	RPI 101-150	RPI 150+				
8- 7	0- 1	0- 0	OVERALL	1- 2	0- 2	7- 2				
2- 2	0- 0	0- 0	HOME	1- 1	0- 0	1- 1				
5- 5	0- 1	0- 0	AWAY	0- 1	0- 2	5- 1				
1- 0	0- 0	0- 0	NEUTRAL	0- 0	0- 0	1- 0				
7- 2	0- 1	0- 0	NON-CONFERENCE	1- 0	0- 1	6- 0				
2- 0	0- 0	0- 0	HOME	1- 0	0- 0	1- 0				
4- 2	0- 1	0- 0	AWAY	0- 0	0- 1	4- 0				
1- 0	0- 0	0- 0	NEUTRAL	0- 0	0- 0	1- 0				
1- 5	0- 0	0- 0	CONFERENCE	0- 2	0- 1	1- 2				
0- 2	0- 0	0- 0	HOME	0- 1	0- 0	0- 1				
1- 3	0- 0	0- 0	AWAY	0- 1	0- 1	1- 1				
0- 0	0- 0	0- 0	NEUTRAL	0- 0	0- 0	0- 0				

RPI 1-25				RPI 26-50				RPI 51-100				RPI 101+ Team's RPI: 151			
RPI	S	Opponent	Score	RPI	S	Opponent	Score	RPI	S	Opponent	Score	RPI	S	Opponent	Score
19	A	Kentucky	52 81					65	A	UT Martin	61 65	135	A	Illinois	62 76
								65	H	UT Martin	61 69	145	A	Tennessee Tech	49 58
								78	H	Illinois St.	77 72	168	A	Southeast Mo. St.	43 81
												168	H	Southeast Mo. St.	66 79
												199	N	Binghamton	80 63
												202	A	Chattanooga	50 49
												277	A	Alabama A&M	67 61
												306	A	Jacksonville St.	63 57
												308	A	FIU	58 56
												327	H	Evansville	80 64
												351	A	Mississippi Val.	100 82
LAST 10 Division I															
65	A	UT Martin	61 65	168	H	Southeast Mo. St.	66 79								
168	A	Southeast Mo. St.	43 81	78	H	Illinois St.	77 72								
306	A	Jacksonville St.	63 57	308	A	FIU	58 56								
145	A	Tennessee Tech	49 58	199	N	Binghamton	80 63								
65	H	UT Martin	61 69	277	A	Alabama A&M	67 61								

Non-Div I Games: Christian Bros. 82 62 Ky. Wesleyan 103 70

Austin Peay

Loss, Non-Conf, S Site, H Home A Away N Neutral

Average RPI Win:	200	WON-LOST	WINNING	LAST 10	STRENGTH OF	OPP. STRENGTH	TEAM	ADJ.	CONF.	ADJ CONF.
Average RPI Loss:	65	RECORD	PCT. RANK	GAMES	SCHEDULE	OF SCHEDULE	RPI	RPI	RPI	RPI
DIV. I ONLY	9- 7	139	7-3	41	118	67	67	11	11	
DIV. I NON-CONF.	4- 5	195	2-1	32	107	98	98	11	11	
TOTALS	RPI 1-25	RPI 26-50	W-L RECORDS	RPI 51-100	RPI 101-150	RPI 150+				
9- 7	0- 2	0- 1	OVERALL	1- 2	1- 2	7- 0				
3- 3	0- 1	0- 0	HOME	0- 0	0- 2	3- 0				
5- 3	0- 0	0- 1	AWAY	1- 2	1- 0	3- 0				
1- 1	0- 1	0- 0	NEUTRAL	0- 0	0- 0	1- 0				
4- 5	0- 1	0- 1	NON-CONFERENCE	1- 2	0- 1	3- 0				
2- 1	0- 0	0- 0	HOME	0- 0	0- 1	2- 0				
1- 3	0- 0	0- 1	AWAY	1- 2	0- 0	0- 0				
1- 1	0- 1	0- 0	NEUTRAL	0- 0	0- 0	1- 0				
5- 2	0- 1	0- 0	CONFERENCE	0- 0	1- 1	4- 0				
1- 2	0- 1	0- 0	HOME	0- 0	0- 1	1- 0				
4- 0	0- 0	0- 0	AWAY	0- 0	1- 0	3- 0				
0- 0	0- 0	0- 0	NEUTRAL	0- 0	0- 0	0- 0				

RPI 1-25				RPI 26-50				RPI 51-100 Team's RPI: 67				RPI 101+			
RPI	S	Opponent	Score	RPI	S	Opponent	Score	RPI	S	Opponent	Score	RPI	S	Opponent	Score
9	H	Gonzaga	43 55	28	A	Arizona St.	52 60	73	A	Washington St.	50 67	112	H	Utah	73 77
10	N	Oregon St.	34 65					93	A	Fresno St.	71 65	113	A	Pacific	76 66
								96	A	Boise St.	55 66	128	H	Portland	48 57
												154	N	San Jose St.	75 56
												155	H	San Diego	52 36
												167	A	Saint Mary's (CA)	65 55
												254	A	LMU (CA)	59 44
												261	A	Pepperdine	65 47
												287	H	Utah St.	67 50
												317	H	Utah Valley	71 57
LAST 10 Division I															
167	A	Saint Mary's (CA)	65 55	261	A	Pepperdine	65 47								
113	A	Pacific	76 66	254	A	LMU (CA)	59 44								
155	H	San Diego	52 36	10	N	Oregon St.	34 65								
128	H	Portland	48 57	154	N	San Jose St.	75 56								
9	H	Gonzaga	43 55	317	H	Utah Valley	71 57								

Non-Div I Games: Tex. A&M-Kingsville90 38

BYU

■ Loss,
 ■ Non-Conf,
 ■ S Site,
 ■ H Home
 ■ A Away
 N Neutral

Average RPI Win:	180	WON-LOST	WINNING	LAST 10	STRENGTH OF	OPP. STRENGTH	TEAM	ADJ.	CONF.	ADJ CONF.
Average RPI Loss:	75	RECORD	PCT. RANK	GAMES	SCHEDULE	OF SCHEDULE	RPI	RPI	RPI	RPI
DIV. I ONLY	10- 6	106	6-4	131	85	80	80	10	10	
DIV. I NON-CONF.	7- 4	100	3-2	173	96	99	99	10	10	
TOTALS	RPI 1-25	RPI 26-50	W-L RECORDS	RPI 51-100	RPI 101-150	RPI 150+				
10- 6	0- 1	0- 1	OVERALL	0- 2	4- 2	6- 0				
4- 1	0- 0	0- 1	HOME	0- 0	2- 0	2- 0				
3- 4	0- 1	0- 0	AWAY	0- 2	0- 1	3- 0				
3- 1	0- 0	0- 0	NEUTRAL	0- 0	2- 1	1- 0				
7- 4	0- 0	0- 1	NON-CONFERENCE	0- 1	3- 2	4- 0				
2- 1	0- 0	0- 1	HOME	0- 0	1- 0	1- 0				
2- 2	0- 0	0- 0	AWAY	0- 1	0- 1	2- 0				
3- 1	0- 0	0- 0	NEUTRAL	0- 0	2- 1	1- 0				
3- 2	0- 1	0- 0	CONFERENCE	0- 1	1- 0	2- 0				
2- 0	0- 0	0- 0	HOME	0- 0	1- 0	1- 0				
1- 2	0- 1	0- 0	AWAY	0- 1	0- 0	1- 0				
0- 0	0- 0	0- 0	NEUTRAL	0- 0	0- 0	0- 0				

RPI 1-25				RPI 26-50				RPI 51-100				RPI 101+			
RPI	S	Opponent	Score	RPI	S	Opponent	Score	RPI	S	Opponent	Score	RPI	S	Opponent	Score
23	A	Central Mich.	39 66	34	H	Western Ky.	86 91	55	A	IUPUI	48 65	101	N	Lehigh	54 52
								75	A	Ohio	71 79	104	H	Kent St.	66 62
												110	N	Providence	52 51
												114	H	Butler	74 70
												124	A	Cincinnati	56 63
												139	N	Wisconsin	56 67
												174	H	Eastern Mich.	59 54
												178	A	New Mexico	70 57
												213	A	Bowling Green	86 80
												219	H	Xavier	70 49
												254	N	LMU (CA)	77 72
												329	A	Purdue Fort Wayne	83 52
LAST 10 Division I															
75	A	Ohio	71 79	178	A	New Mexico	70 57								
23	A	Central Mich.	39 66	110	N	Providence	52 51								
174	H	Eastern Mich.	59 54	254	N	LMU (CA)	77 72								
213	A	Bowling Green	86 80	34	H	Western Ky.	86 91								
104	H	Kent St.	66 62	139	N	Wisconsin	56 67								

Non-Div I Games: Urbana 84 49

Ball St.

■ Loss,
 ■ Non-Conf, S Site,
 ■ Home
 ■ Away
 N Neutral

Average RPI Win:	137	WON-LOST	WINNING	LAST 10	STRENGTH OF	OPP. STRENGTH	TEAM	ADJ.	CONF.	ADJ CONF.
Average RPI Loss:	3	RECORD	PCT. RANK	GAMES	SCHEDULE	OF SCHEDULE	RPI	RPI	RPI	RPI
DIV. I ONLY	15- 1	8	9-1	56	9	12	12	3	3	
DIV. I NON-CONF.	11- 1	13	5-1	142	21	27	27	4	4	
TOTALS	RPI 1-25	RPI 26-50	W-L RECORDS	RPI 51-100	RPI 101-150	RPI 150+				
15- 1	2- 1	3- 0	OVERALL	4- 0	0- 0	6- 0				
10- 0	0- 0	2- 0	HOME	2- 0	0- 0	6- 0				
3- 0	1- 0	1- 0	AWAY	1- 0	0- 0	0- 0				
2- 1	1- 1	0- 0	NEUTRAL	1- 0	0- 0	0- 0				
11- 1	2- 1	0- 0	NON-CONFERENCE	3- 0	0- 0	6- 0				
8- 0	0- 0	0- 0	HOME	2- 0	0- 0	6- 0				
1- 0	1- 0	0- 0	AWAY	0- 0	0- 0	0- 0				
2- 1	1- 1	0- 0	NEUTRAL	1- 0	0- 0	0- 0				
4- 0	0- 0	3- 0	CONFERENCE	1- 0	0- 0	0- 0				
2- 0	0- 0	2- 0	HOME	0- 0	0- 0	0- 0				
2- 0	0- 0	1- 0	AWAY	1- 0	0- 0	0- 0				
0- 0	0- 0	0- 0	NEUTRAL	0- 0	0- 0	0- 0				

RPI 1-25				RPI 26-50				RPI 51-100				RPI 101+			
RPI	S	Opponent	Score	RPI	S	Opponent	Score	RPI	S	Opponent	Score	RPI	S	Opponent	Score
3	N	South Carolina	59 74	27	A	Oklahoma	77 56	69	A	Kansas	90 47	195	H	Lamar University	90 28
5	A	UConn	74 58	29	H	West Virginia	91 51	73	N	Washington St.	89 66	233	H	Arkansas St.	111 43
11	N	Indiana	77 62	44	H	Oklahoma St.	94 48	83	H	Georgia	72 38	264	H	Morehead St.	94 47
								97	H	South Fla.	58 46	281	H	New Hampshire	97 29
												299	H	Houston Baptist	112 42
												341	H	Grambling	120 46
LAST 10 Division I															
				29	H	West Virginia	91 51	264	H	Morehead St.	94 47				
				69	A	Kansas	90 47	233	H	Arkansas St.	111 43				
				44	H	Oklahoma St.	94 48	83	H	Georgia	72 38				
				5	A	UConn	74 58	3	N	South Carolina	59 74				
				27	A	Oklahoma	77 56	11	N	Indiana	77 62				

Non-Div I Games:

Baylor

■ Loss,
 ■ Non-Conf, S Site,
 ■ Home
 ■ Away
 N Neutral

Belmont

Through Games Of Jan. 19, 2020

Average RPI Win:	206	WON-LOST	WINNING	LAST 10	STRENGTH OF	OPP. STRENGTH	TEAM	ADJ.	CONF.	ADJ CONF.
Average RPI Loss:	55	RECORD	PCT. RANK	GAMES	SCHEDULE	OF SCHEDULE	RPI	RPI	RPI	RPI
DIV. I ONLY	10- 7	123	7-3	77	110	84	84	18	18	
DIV. I NON-CONF.	5- 6	187	2-2	48	13	92	92	21	21	
TOTALS	RPI 1-25	RPI 26-50	W-L RECORDS	RPI 51-100	RPI 101-150	RPI 150+				
10- 7	0- 1	0- 4	OVERALL	2- 1	0- 0	8- 1				
8- 0	0- 0	0- 0	HOME	2- 0	0- 0	6- 0				
2- 5	0- 0	0- 3	AWAY	0- 1	0- 0	2- 1				
0- 2	0- 1	0- 1	NEUTRAL	0- 0	0- 0	0- 0				
5- 6	0- 1	0- 4	NON-CONFERENCE	2- 0	0- 0	3- 1				
4- 0	0- 0	0- 0	HOME	2- 0	0- 0	2- 0				
1- 4	0- 0	0- 3	AWAY	0- 0	0- 0	1- 1				
0- 2	0- 1	0- 1	NEUTRAL	0- 0	0- 0	0- 0				
5- 1	0- 0	0- 0	CONFERENCE	0- 1	0- 0	5- 0				
4- 0	0- 0	0- 0	HOME	0- 0	0- 0	4- 0				
1- 1	0- 0	0- 0	AWAY	0- 1	0- 0	1- 0				
0- 0	0- 0	0- 0	NEUTRAL	0- 0	0- 0	0- 0				

RPI 1-25				RPI 26-50				RPI 51-100				Team's RPI: 84	RPI 101+			
RPI	S	Opponent	Score	RPI	S	Opponent	Score	RPI	S	Opponent	Score		RPI	S	Opponent	Score
20	N	Maryland	26 90	30	N	Virginia Tech	58 60	53	H	Middle Tenn.	68 57		162	A	Toledo	48 53
				34	A	Western Ky.	46 77	61	H	UCF	72 37		168	A	Southeast Mo. St.	57 45
				36	A	Arkansas	60 91	65	A	UT Martin	57 74		202	H	Chattanooga	63 50
				40	A	Marquette	51 53						224	H	Northern Ky.	62 45
													250	H	Eastern Ill.	69 45
													255	A	Lipscomb	69 68
													258	H	Eastern Ky.	68 48
													264	H	Morehead St.	71 62
													323	H	SIUE	69 48
LAST 10 Division I																
				264	H	Morehead St.	71 62	323	H	SIUE	69 48					
				258	H	Eastern Ky.	68 48	40	A	Marquette	51 53					
				65	A	UT Martin	57 74	53	H	Middle Tenn.	68 57					
				168	A	Southeast Mo. St.	57 45	255	A	Lipscomb	69 68					
				250	H	Eastern Ill.	69 45	162	A	Toledo	48 53					

Non-Div I Games:

Belmont

Loss, Non-Conf, S Site, H Home A Away N Neutral

Bethune-Cookman

Through Games Of Jan. 19, 2020

Average RPI Win:	286	WON-LOST	WINNING	LAST 10	STRENGTH OF	OPP. STRENGTH	TEAM	ADJ.	CONF.	ADJ CONF.
Average RPI Loss:	95	RECORD	PCT. RANK	GAMES	SCHEDULE	OF SCHEDULE	RPI	RPI	RPI	RPI
DIV. I ONLY	10- 5	72	6-4	320	218	185	185	30	30	
DIV. I NON-CONF.	6- 4	122	2-3	289	149	170	170	31	31	
TOTALS	RPI 1-25	RPI 26-50	W-L RECORDS	RPI 51-100	RPI 101-150	RPI 150+				
10- 5	0- 1	0- 0	OVERALL	0- 2	0- 1	10- 1				
4- 2	0- 1	0- 0	HOME	0- 1	0- 0	4- 0				
5- 3	0- 0	0- 0	AWAY	0- 1	0- 1	5- 1				
1- 0	0- 0	0- 0	NEUTRAL	0- 0	0- 0	1- 0				
6- 4	0- 1	0- 0	NON-CONFERENCE	0- 2	0- 1	6- 0				
1- 2	0- 1	0- 0	HOME	0- 1	0- 0	1- 0				
4- 2	0- 0	0- 0	AWAY	0- 1	0- 1	4- 0				
1- 0	0- 0	0- 0	NEUTRAL	0- 0	0- 0	1- 0				
4- 1	0- 0	0- 0	CONFERENCE	0- 0	0- 0	4- 1				
3- 0	0- 0	0- 0	HOME	0- 0	0- 0	3- 0				
1- 1	0- 0	0- 0	AWAY	0- 0	0- 0	1- 1				
0- 0	0- 0	0- 0	NEUTRAL	0- 0	0- 0	0- 0				

RPI 1-25				RPI 26-50				RPI 51-100				RPI 101+ Team's RPI: 185			
RPI	S	Opponent	Score	RPI	S	Opponent	Score	RPI	S	Opponent	Score	RPI	S	Opponent	Score
23	H	Central Mich.	67 92					68	A	Alabama	49 60	147	A	Auburn	56 74
								70	H	Troy	62 68	169	A	Norfolk St.	51 61
												220	A	Jacksonville	53 52
												230	A	Stetson	59 55
												234	A	Howard	75 59
												270	N	Appalachian St.	61 44
												290	H	Morgan St.	74 65
												296	H	Ga. Southern	75 57
												308	A	FIU	65 60
												326	H	N.C. Central	73 52
												339	A	Charleston So.	81 41
												342	H	Coppin St.	82 51
LAST 10 Division I															
326	H	N.C. Central	73 52	23	H	Central Mich.	67 92	230	A	Stetson	59 55	270	N	Appalachian St.	61 44
290	H	Morgan St.	74 65	68	A	Alabama	49 60	147	A	Auburn	56 74				
342	H	Coppin St.	82 51												
234	A	Howard	75 59												
169	A	Norfolk St.	51 61												

Non-Div I Games: Edward Waters 79 46 Palm Beach Atl. 68 45

Bethune-Cookman

Loss, Non-Conf, S Site, H Home A Away N Neutral

Average RPI Win: 266		WON-LOST	WINNING	LAST 10	STRENGTH OF	OPP. STRENGTH	TEAM	ADJ.	CONF.	ADJ CONF.
Average RPI Loss: 199		RECORD	PCT. RANK	GAMES	SCHEDULE	OF SCHEDULE	RPI	RPI	RPI	RPI
DIV. I ONLY		12- 5	67	5-5	343	222	199	199	28	28
DIV. I NON-CONF.		10- 2	30	3-2	335	203	133	133	27	27
TOTALS		RPI 1-25	RPI 26-50	W-L RECORDS	RPI 51-100	RPI 101-150	RPI 150+			
12- 5	0- 0		0- 1	OVERALL	0- 0	0- 0	12- 4			
6- 1	0- 0		0- 0	HOME	0- 0	0- 0	6- 1			
5- 3	0- 0		0- 1	AWAY	0- 0	0- 0	5- 2			
1- 1	0- 0		0- 0	NEUTRAL	0- 0	0- 0	1- 1			
10- 2	0- 0		0- 1	NON-CONFERENCE	0- 0	0- 0	10- 1			
5- 0	0- 0		0- 0	HOME	0- 0	0- 0	5- 0			
4- 1	0- 0		0- 1	AWAY	0- 0	0- 0	4- 0			
1- 1	0- 0		0- 0	NEUTRAL	0- 0	0- 0	1- 1			
2- 3	0- 0		0- 0	CONFERENCE	0- 0	0- 0	2- 3			
1- 1	0- 0		0- 0	HOME	0- 0	0- 0	1- 1			
1- 2	0- 0		0- 0	AWAY	0- 0	0- 0	1- 2			
0- 0	0- 0		0- 0	NEUTRAL	0- 0	0- 0	0- 0			

RPI 1-25				RPI 26-50				RPI 51-100				RPI 101+				Team's RPI: 199	
RPI	S	Opponent	Score	RPI	S	Opponent	Score	RPI	S	Opponent	Score	RPI	S	Opponent	Score		
				50	A	Miami (FL)	56 79					151	N	Austin Peay	63 80		
												152	A	Cornell	59 56		
												174	H	Eastern Mich.	78 67		
												218	H	Niagara	74 55		
												225	H	UMass Lowell	56 66		
												237	H	Lafayette	74 64		
												246	H	Maine	73 63		
												251	A	Vermont	62 65		
												260	A	Delaware St.	75 66		
												278	H	St. Bonaventure	78 67		
												311	A	Siena	89 62		
												316	A	Albany (NY)	53 56		
												320	A	UMBC	61 43		
												324	H	NJIT	75 40		
												333	A	Fairleigh Dickinson	60 48		
												341	N	Grambling	88 67		
LAST 10 Division I																	
				246	H	Maine	73 63	324	H	NJIT	75 40						
				251	A	Vermont	62 65	341	N	Grambling	88 67						
				225	H	UMass Lowell	56 66	151	N	Austin Peay	63 80						
				320	A	UMBC	61 43	50	A	Miami (FL)	56 79						
				316	A	Albany (NY)	53 56	152	A	Cornell	59 56						

Non-Div I Games:	Bloomsburg	70	45
------------------	------------	----	----

Binghamton

Loss, Non-Conf, S Site, H Home A Away N Neutral

Average RPI Win:	238	WON-LOST	WINNING	LAST 10	STRENGTH OF	OPP. STRENGTH	TEAM	ADJ.	CONF.	ADJ CONF.
Average RPI Loss:	85	RECORD	PCT. RANK	GAMES	SCHEDULE	OF SCHEDULE	RPI	RPI	RPI	RPI
DIV. I ONLY	12- 6	72	8-2	168	126	96	96	17	17	
DIV. I NON-CONF.	6- 4	122	3-0	57	31	72	72	24	24	
TOTALS	RPI 1-25	RPI 26-50	W-L RECORDS	RPI 51-100	RPI 101-150	RPI 150+				
12- 6	0- 3	0- 0	OVERALL	1- 1	0- 0	11- 2				
8- 2	0- 1	0- 0	HOME	1- 1	0- 0	7- 0				
4- 4	0- 2	0- 0	AWAY	0- 0	0- 0	4- 2				
0- 0	0- 0	0- 0	NEUTRAL	0- 0	0- 0	0- 0				
6- 4	0- 3	0- 0	NON-CONFERENCE	1- 1	0- 0	5- 0				
4- 2	0- 1	0- 0	HOME	1- 1	0- 0	3- 0				
2- 2	0- 2	0- 0	AWAY	0- 0	0- 0	2- 0				
0- 0	0- 0	0- 0	NEUTRAL	0- 0	0- 0	0- 0				
6- 2	0- 0	0- 0	CONFERENCE	0- 0	0- 0	6- 2				
4- 0	0- 0	0- 0	HOME	0- 0	0- 0	4- 0				
2- 2	0- 0	0- 0	AWAY	0- 0	0- 0	2- 2				
0- 0	0- 0	0- 0	NEUTRAL	0- 0	0- 0	0- 0				

RPI 1-25				RPI 26-50				RPI 51-100 Team's RPI: 96				RPI 101+			
RPI	S	Opponent	Score	RPI	S	Opponent	Score	RPI	S	Opponent	Score	RPI	S	Opponent	Score
1	A	Louisville	82 98					67	H	BYU	66 55	159	A	UAB	83 81
2	H	Missouri St.	69 72					73	H	Washington St.	68 80	172	H	Portland St.	82 57
24	A	TCU	65 77									178	H	New Mexico	83 82
												194	A	UNLV	65 66
												217	A	Wyoming	68 73
												257	A	Colorado St.	72 69
												261	H	Pepperdine	76 74
												272	H	San Diego St.	86 72
												287	A	Utah St.	65 59
												288	H	Nevada	54 40
												289	A	Eastern Wash.	63 61
												310	H	Air Force	70 61
												317	H	Utah Valley	77 69
LAST 10 Division I															
287	A	Utah St.	65 59	217	A	Wyoming	68 73								
310	H	Air Force	70 61	261	H	Pepperdine	76 74								
272	H	San Diego St.	86 72	289	A	Eastern Wash.	63 61								
194	A	UNLV	65 66	67	H	BYU	66 55								
288	H	Nevada	54 40	257	A	Colorado St.	72 69								

Non-Div I Games: Lewis-Clark St. 88 34 Western Ore. 75 32

Boise St.

Average RPI Win:	185	WON-LOST	WINNING	LAST 10	STRENGTH OF	OPP. STRENGTH	TEAM	ADJ.	CONF.	ADJ CONF.
Average RPI Loss:	53	RECORD	PCT. RANK	GAMES	SCHEDULE	OF SCHEDULE	RPI	RPI	RPI	RPI
DIV. I ONLY	10- 8	147	5-5	67	30	81	81	5	5	
DIV. I NON-CONF.	7- 4	100	2-1	92	126	75	75	3	3	
TOTALS	RPI 1-25	RPI 26-50	W-L RECORDS	RPI 51-100	RPI 101-150	RPI 150+				
10- 8	0- 3	1- 2	OVERALL	0- 1	4- 2	5- 0				
5- 3	0- 2	0- 1	HOME	0- 0	2- 0	3- 0				
4- 4	0- 1	1- 1	AWAY	0- 0	1- 2	2- 0				
1- 1	0- 0	0- 0	NEUTRAL	0- 1	1- 0	0- 0				
7- 4	0- 1	0- 0	NON-CONFERENCE	0- 1	3- 2	4- 0				
5- 0	0- 0	0- 0	HOME	0- 0	2- 0	3- 0				
1- 3	0- 1	0- 0	AWAY	0- 0	0- 2	1- 0				
1- 1	0- 0	0- 0	NEUTRAL	0- 1	1- 0	0- 0				
3- 4	0- 2	1- 2	CONFERENCE	0- 0	1- 0	1- 0				
0- 3	0- 2	0- 1	HOME	0- 0	0- 0	0- 0				
3- 1	0- 0	1- 1	AWAY	0- 0	1- 0	1- 0				
0- 0	0- 0	0- 0	NEUTRAL	0- 0	0- 0	0- 0				

RPI 1-25				RPI 26-50				RPI 51-100				RPI 101+			
RPI	S	Opponent	Score	RPI	S	Opponent	Score	RPI	S	Opponent	Score	RPI	S	Opponent	Score
1	H	Louisville	70 81	35	H	Virginia	52 69	62	N	Charlotte	68 84	110	A	Providence	60 76
14	H	NC State	54 72	39	A	Georgia Tech	55 48					118	A	Notre Dame	75 65
16	A	Northwestern	63 66	49	A	Duke	73 85					127	N	Tulane	89 76
												137	A	Holy Cross	71 80
												138	H	VCU	87 52
												142	H	Rhode Island	66 55
												196	A	Boston U.	88 57
												225	H	UMass Lowell	89 46
												260	H	Delaware St.	109 69
												302	A	Pittsburgh	79 70
												305	H	St. Francis Brooklyn	106 69
LAST 10 Division I															
39	A	Georgia Tech	55 48	14	H	NC State	54 72								
1	H	Louisville	70 81	260	H	Delaware St.	109 69								
35	H	Virginia	52 69	196	A	Boston U.	88 57								
118	A	Notre Dame	75 65	49	A	Duke	73 85								
302	A	Pittsburgh	79 70	16	A	Northwestern	63 66								

Non-Div I Games:

RPI 1-25			RPI 26-50			RPI 51-100			RPI 101+			Team's RPI: 196			
RPI	S	Opponent	Score	RPI	S	Opponent	Score	RPI	S	Opponent	Score	RPI	S	Opponent	Score
								79	H	Marist	75 89	101	A	Lehigh	34 51
								81	H	Boston College	57 88	123	H	Massachusetts	45 58
								89	H	Colgate	61 70	140	H	Northeastern	72 56
								100	A	California	62 73	141	H	Harvard	39 66
												156	H	Dartmouth	74 56
												193	H	American	59 44
												222	A	UC Davis	68 75
												237	A	Lafayette	57 59
												246	A	Maine	62 49
												263	A	Army West Point	72 66
												279	H	Loyola Maryland	44 42
												281	A	New Hampshire	78 64
												316	A	Albany (NY)	60 58
EAST 10 Division I															
				89	H	Colgate	61 70	237	A	Lafayette	57 59				
				279	H	Loyola Maryland	44 42	140	H	Northeastern	72 56				
				263	A	Army West Point	72 66	156	H	Dartmouth	74 56				
				101	A	Lehigh	34 51	81	H	Boston College	57 88				
				193	H	American	59 44	123	H	Massachusetts	45 58				

Non-Div I Games:

Bowling Green

Through Games Of Jan. 19, 2020

Average RPI Win:	256	WON-LOST	WINNING	LAST 10	STRENGTH OF	OPP. STRENGTH	TEAM	ADJ.	CONF.	ADJ CONF.
Average RPI Loss:	141	RECORD	PCT. RANK	GAMES	SCHEDULE	OF SCHEDULE	RPI	RPI	RPI	RPI
DIV. I ONLY	5- 10	258	3-7	147	219	213	213	10	10	
DIV. I NON-CONF.	5- 5	164	3-2	191	261	155	155	10	10	
TOTALS	RPI 1-25	RPI 26-50	W-L RECORDS	RPI 51-100	RPI 101-150	RPI 150+				
5- 10	0- 0	0- 1	OVERALL	0- 3	0- 0	5- 6				
2- 2	0- 0	0- 0	HOME	0- 1	0- 0	2- 1				
2- 6	0- 0	0- 1	AWAY	0- 2	0- 0	2- 3				
1- 2	0- 0	0- 0	NEUTRAL	0- 0	0- 0	1- 2				
5- 5	0- 0	0- 1	NON-CONFERENCE	0- 1	0- 0	5- 3				
2- 0	0- 0	0- 0	HOME	0- 0	0- 0	2- 0				
2- 3	0- 0	0- 1	AWAY	0- 1	0- 0	2- 1				
1- 2	0- 0	0- 0	NEUTRAL	0- 0	0- 0	1- 2				
0- 5	0- 0	0- 0	CONFERENCE	0- 2	0- 0	0- 3				
0- 2	0- 0	0- 0	HOME	0- 1	0- 0	0- 1				
0- 3	0- 0	0- 0	AWAY	0- 1	0- 0	0- 2				
0- 0	0- 0	0- 0	NEUTRAL	0- 0	0- 0	0- 0				

RPI 1-25				RPI 26-50				RPI 51-100				RPI 101+				Team's RPI: 213	
RPI	S	Opponent	Score	RPI	S	Opponent	Score	RPI	S	Opponent	Score	RPI	S	Opponent	Score		
				33	A	Purdue	74 81	77	A	Buffalo	59 65	162	A	Toledo	72 79		
								80	H	Ball St.	80 86	174	A	Eastern Mich.	61 78		
								95	A	Loyola Chicago	76 84	182	N	Green Bay	54 73		
												183	A	Valparaiso	90 95		
												186	H	Cleveland St.	89 62		
												198	H	Akron	73 76		
												227	N	San Francisco	56 64		
												243	A	Marshall	82 69		
												264	H	Morehead St.	79 65		
												283	A	Milwaukee	63 51		
												303	N	California Baptist	98 60		
LAST 10 Division I																	
				162	A	Toledo	72 79	33	A	Purdue	74 81						
				77	A	Buffalo	59 65	95	A	Loyola Chicago	76 84						
				198	H	Akron	73 76	283	A	Milwaukee	63 51						
				80	H	Ball St.	80 86	243	A	Marshall	82 69						
				174	A	Eastern Mich.	61 78	303	N	California Baptist	98 60						

Non-Div I Games: Davis & Elkins 91 52 Notre Dame (OH) 88 54

Bowling Green

■ Loss,
 ■ Non-Conf,
 ■ S Site,
 ■ H Home
 ■ A Away
 N Neutral

Average RPI Win:	208	WON-LOST	WINNING	LAST 10	STRENGTH OF	OPP. STRENGTH	TEAM	ADJ.	CONF.	ADJ CONF.
Average RPI Loss:	82	RECORD	PCT. RANK	GAMES	SCHEDULE	OF SCHEDULE	RPI	RPI	RPI	RPI
DIV. I ONLY	13- 2	19	9-1	281	124	72	72	7	7	
DIV. I NON-CONF.	8- 2	54	4-1	308	98	106	106	7	7	
TOTALS	RPI 1-25	RPI 26-50	W-L RECORDS	RPI 51-100	RPI 101-150	RPI 150+				
13- 2	0- 0	0- 0	OVERALL	2- 1	1- 1	10- 0				
6- 0	0- 0	0- 0	HOME	1- 0	0- 0	5- 0				
4- 1	0- 0	0- 0	AWAY	1- 1	0- 0	3- 0				
3- 1	0- 0	0- 0	NEUTRAL	0- 0	1- 1	2- 0				
8- 2	0- 0	0- 0	NON-CONFERENCE	0- 1	1- 1	7- 0				
3- 0	0- 0	0- 0	HOME	0- 0	0- 0	3- 0				
2- 1	0- 0	0- 0	AWAY	0- 1	0- 0	2- 0				
3- 1	0- 0	0- 0	NEUTRAL	0- 0	1- 1	2- 0				
5- 0	0- 0	0- 0	CONFERENCE	2- 0	0- 0	3- 0				
3- 0	0- 0	0- 0	HOME	1- 0	0- 0	2- 0				
2- 0	0- 0	0- 0	AWAY	1- 0	0- 0	1- 0				
0- 0	0- 0	0- 0	NEUTRAL	0- 0	0- 0	0- 0				

RPI 1-25				RPI 26-50				RPI 51-100				Team's RPI: 72	RPI 101+				
RPI	S	Opponent	Score	RPI	S	Opponent	Score	RPI	S	Opponent	Score		RPI	S	Opponent	Score	
								56	A	Michigan	57	77	108	N	Liberty	63	75
								78	H	Illinois St.	76	61	130	N	Richmond	61	57
								95	A	Loyola Chicago	60	47	158	H	Jackson St.	78	69
													183	A	Valparaiso	75	61
													188	H	Miami (OH)	79	68
													210	N	George Mason	61	59
													216	A	Western Ill.	84	49
													267	A	Oakland	74	58
													269	H	Indiana St.	91	75
													289	N	Eastern Wash.	66	46
													293	H	North Dakota St.	70	64
													327	H	Evansville	82	51
LAST 10 Division I																	
183	A	Valparaiso	75	61	289	N	Eastern Wash.	66	46								
95	A	Loyola Chicago	60	47	108	N	Liberty	63	75								
78	H	Illinois St.	76	61	158	H	Jackson St.	78	69								
269	H	Indiana St.	91	75	293	H	North Dakota St.	70	64								
327	H	Evansville	82	51	130	N	Richmond	61	57								

Non-Div I Games: Eureka 101 39

Bradley

**B
r
o
w
n**

B
r
o
w
n

Brown

Average RPI Win:	307	WON-LOST	WINNING	LAST 10	STRENGTH OF	OPP. STRENGTH	TEAM	ADJ.	CONF.	ADJ CONF.
Average RPI Loss:	191	RECORD	PCT. RANK	GAMES	SCHEDULE	OF SCHEDULE	RPI	RPI	RPI	RPI
DIV. I ONLY	4- 12	292	3-7	295	321	319	319	29	29	
DIV. I NON-CONF.	2- 9	304	1-4	276	280	326	326	29	29	
TOTALS	RPI 1-25	RPI 26-50	W-L RECORDS	RPI 51-100	RPI 101-150	RPI 150+				
4- 12	0- 0	0- 0	OVERALL	0- 1	0- 3	4- 8				
2- 6	0- 0	0- 0	HOME	0- 0	0- 1	2- 5				
2- 6	0- 0	0- 0	AWAY	0- 1	0- 2	2- 3				
0- 0	0- 0	0- 0	NEUTRAL	0- 0	0- 0	0- 0				
2- 9	0- 0	0- 0	NON-CONFERENCE	0- 1	0- 3	2- 5				
1- 4	0- 0	0- 0	HOME	0- 0	0- 1	1- 3				
1- 5	0- 0	0- 0	AWAY	0- 1	0- 2	1- 2				
0- 0	0- 0	0- 0	NEUTRAL	0- 0	0- 0	0- 0				
2- 3	0- 0	0- 0	CONFERENCE	0- 0	0- 0	2- 3				
1- 2	0- 0	0- 0	HOME	0- 0	0- 0	1- 2				
1- 1	0- 0	0- 0	AWAY	0- 0	0- 0	1- 1				
0- 0	0- 0	0- 0	NEUTRAL	0- 0	0- 0	0- 0				

RPI 1-25				RPI 26-50				RPI 51-100				RPI 101+ Team's RPI: 319					
RPI	S	Opponent	Score	RPI	S	Opponent	Score	RPI	S	Opponent	Score	RPI	S	Opponent	Score		
								53	A	Minnesota	56	101	110	H	Providence	32	76
													135	A	Illinois	55	69
													137	A	Holy Cross	75	87
													184	A	Merrimack	66	78
													214	H	Saint Francis (PA)	60	63
													214	H	Mt. St. Mary's	70	76
													225	H	UMass Lowell	35	55
													229	A	Brown	45	44
													229	H	Brown	50	56
													251	A	Vermont	66	71
													263	A	Army West Point	75	81
													281	H	New Hampshire	56	68
													316	H	Albany (NY)	68	55
													333	A	Fairleigh Dickinson	57	45
													348	H	LIU Brooklyn	57	53
LAST 10 Division I																	
				348	H	LIU Brooklyn	57	53		263	A	Army West Point	75	81			
				214	H	Mt. St. Mary's	70	76		316	H	Albany (NY)	68	55			
				184	A	Merrimack	66	78		229	H	Brown	50	56			
				333	A	Fairleigh Dickinson	57	45		110	H	Providence	32	76			
				214	H	Saint Francis (PA)	60	63		225	H	UMass Lowell	35	55			

Non-Div I Games:

Bryant

Bucknell

Through Games Of Jan. 19, 2020

Average RPI Win:	203	WON-LOST	WINNING	LAST 10	STRENGTH OF	OPP. STRENGTH	TEAM	ADJ.	CONF.	ADJ CONF.
Average RPI Loss:	101	RECORD	PCT. RANK	GAMES	SCHEDULE	OF SCHEDULE	RPI	RPI	RPI	RPI
DIV. I ONLY	13- 4	44	9-1	158	166	58	58	15	15	
DIV. I NON-CONF.	7- 4	100	3-1	148	165	90	90	15	15	
TOTALS	RPI 1-25	RPI 26-50	W-L RECORDS	RPI 51-100	RPI 101-150	RPI 150+				
13- 4	0- 0	0- 1	OVERALL	1- 1	3- 1	9- 1				
5- 1	0- 0	0- 0	HOME	1- 1	0- 0	4- 0				
6- 3	0- 0	0- 1	AWAY	0- 0	2- 1	4- 1				
2- 0	0- 0	0- 0	NEUTRAL	0- 0	1- 0	1- 0				
7- 4	0- 0	0- 1	NON-CONFERENCE	1- 1	1- 1	5- 1				
3- 1	0- 0	0- 0	HOME	1- 1	0- 0	2- 0				
2- 3	0- 0	0- 1	AWAY	0- 0	0- 1	2- 1				
2- 0	0- 0	0- 0	NEUTRAL	0- 0	1- 0	1- 0				
6- 0	0- 0	0- 0	CONFERENCE	0- 0	2- 0	4- 0				
2- 0	0- 0	0- 0	HOME	0- 0	0- 0	2- 0				
4- 0	0- 0	0- 0	AWAY	0- 0	2- 0	2- 0				
0- 0	0- 0	0- 0	NEUTRAL	0- 0	0- 0	0- 0				

RPI S	Opponent	Score	RPI S	Opponent	Score	RPI S	Opponent	Score	RPI S	Opponent	Score
			35 A	Virginia	60 84	57 H	Temple	61 72	101 A	Lehigh	71 50
						87 H	Drexel	60 49	103 A	Stony Brook	73 78
									124 N	Cincinnati	56 48
									137 A	Holy Cross	51 40
									193 H	American	68 43
									208 A	Quinnipiac	69 76
									210 A	George Mason	64 51
									214 A	Saint Francis (PA)	70 46
									234 N	Howard	70 60
									237 H	Lafayette	50 36
									263 A	Army West Point	63 52
									271 A	Navy	61 34
									278 H	St. Bonaventure	68 60
									285 H	Monmouth	71 37
LAST 10 Division I											
			101 A	Lehigh	71 50	263 A	Army West Point	63 52			
			193 H	American	68 43	103 A	Stony Brook	73 78			
			137 A	Holy Cross	51 40	214 A	Saint Francis (PA)	70 46			
			271 A	Navy	61 34	87 H	Drexel	60 49			
			237 H	Lafayette	50 36	210 A	George Mason	64 51			

Non-Div I Games:

Bucknell

Loss, Non-Conf, S Site, H Home A Away N Neutral

Average RPI Win:	202	WON-LOST	WINNING	LAST 10	STRENGTH OF	OPP. STRENGTH	TEAM	ADJ.	CONF.	ADJ CONF.
Average RPI Loss:	99	RECORD	PCT. RANK	GAMES	SCHEDULE	OF SCHEDULE	RPI	RPI	RPI	RPI
DIV. I ONLY	12- 4	51	8-2	191	161	77	77	10	10	
DIV. I NON-CONF.	9- 2	39	5-0	195	200	58	58	10	10	
TOTALS	RPI 1-25	RPI 26-50	W-L RECORDS	RPI 51-100	RPI 101-150	RPI 150+				
12- 4	0- 1	0- 0	OVERALL	2- 1	0- 0	10- 2				
7- 1	0- 0	0- 0	HOME	1- 1	0- 0	6- 0				
3- 3	0- 1	0- 0	AWAY	0- 0	0- 0	3- 2				
2- 0	0- 0	0- 0	NEUTRAL	1- 0	0- 0	1- 0				
9- 2	0- 1	0- 0	NON-CONFERENCE	2- 0	0- 0	7- 1				
5- 0	0- 0	0- 0	HOME	1- 0	0- 0	4- 0				
2- 2	0- 1	0- 0	AWAY	0- 0	0- 0	2- 1				
2- 0	0- 0	0- 0	NEUTRAL	1- 0	0- 0	1- 0				
3- 2	0- 0	0- 0	CONFERENCE	0- 1	0- 0	3- 1				
2- 1	0- 0	0- 0	HOME	0- 1	0- 0	2- 0				
1- 1	0- 0	0- 0	AWAY	0- 0	0- 0	1- 1				
0- 0	0- 0	0- 0	NEUTRAL	0- 0	0- 0	0- 0				

RPI 1-25				RPI 26-50				RPI 51-100 Team's RPI: 77				RPI 101+			
RPI	S	Opponent	Score	RPI	S	Opponent	Score	RPI	S	Opponent	Score	RPI	S	Opponent	Score
4	A	Stanford	69 88					75	H	Ohio	65 76	153	H	Columbia	82 75
								87	N	Drexel	63 59	154	A	San Jose St.	88 95
								88	H	Dayton	67 59	156	H	Dartmouth	73 49
												162	A	Toledo	59 71
												174	H	Eastern Mich.	66 63
												188	A	Miami (OH)	86 72
												193	N	American	73 55
												213	H	Bowling Green	65 59
												218	A	Niagara	81 67
												278	A	St. Bonaventure	46 36
												330	H	Canisius	71 55
												344	H	Central Conn. St.	61 56
LAST 10 Division I															
174	H	Eastern Mich.	66 63	156	H	Dartmouth	73 49								
213	H	Bowling Green	65 59	88	H	Dayton	67 59								
75	H	Ohio	65 76	278	A	St. Bonaventure	46 36								
162	A	Toledo	59 71	193	N	American	73 55								
188	A	Miami (OH)	86 72	87	N	Drexel	63 59								

Non-Div I Games:

Buffalo

■ Loss,
 ■ Non-Conf,
 S Site,
 ■ Home
 ■ Away
 N Neutral

Average RPI Win:	193	WON-LOST	WINNING	LAST 10	STRENGTH OF	OPP. STRENGTH	TEAM	ADJ.	CONF.	ADJ CONF.
Average RPI Loss:	49	RECORD	PCT. RANK	GAMES	SCHEDULE	OF SCHEDULE	RPI	RPI	RPI	RPI
DIV. I ONLY	12- 6	72	6-4	154	49	114	114	6	6	
DIV. I NON-CONF.	8- 3	68	2-1	209	88	123	123	6	6	
TOTALS	RPI 1-25	RPI 26-50	W-L RECORDS	RPI 51-100	RPI 101-150	RPI 150+				
12- 6	0- 2	1- 1	OVERALL	3- 3	0- 0	8- 0				
8- 4	0- 2	1- 1	HOME	1- 1	0- 0	6- 0				
3- 1	0- 0	0- 0	AWAY	1- 1	0- 0	2- 0				
1- 1	0- 0	0- 0	NEUTRAL	1- 1	0- 0	0- 0				
8- 3	0- 1	0- 0	NON-CONFERENCE	2- 2	0- 0	6- 0				
7- 1	0- 1	0- 0	HOME	1- 0	0- 0	6- 0				
0- 1	0- 0	0- 0	AWAY	0- 1	0- 0	0- 0				
1- 1	0- 0	0- 0	NEUTRAL	1- 1	0- 0	0- 0				
4- 3	0- 1	1- 1	CONFERENCE	1- 1	0- 0	2- 0				
1- 3	0- 1	1- 1	HOME	0- 1	0- 0	0- 0				
3- 0	0- 0	0- 0	AWAY	1- 0	0- 0	2- 0				
0- 0	0- 0	0- 0	NEUTRAL	0- 0	0- 0	0- 0				

RPI	S	Opponent	Score	RPI	S	Opponent	Score	RPI	S	Opponent	Score	RPI	S	Opponent	Score	Team's RPI: 114
11	H	Indiana	53 64	40	H	Marquette	61 55	55	H	IUPUI	64 61	198	H	Akron	76 55	
13	H	DePaul	65 80	46	H	St. John's (NY)	42 67	60	H	Seton Hall	62 67	219	A	Xavier	78 70	
								75	N	Ohio	60 55	232	A	Georgetown	47 46	
								80	A	Ball St.	70 74	239	H	High Point	74 52	
								83	N	Georgia	36 69	258	H	Eastern Ky.	73 41	
								85	A	Villanova	58 41	268	H	Wagner	74 58	
												312	H	Detroit Mercy	82 60	
												329	H	Purdue Fort Wayne	85 58	
LAST 10 Division I																
13	H	DePaul	65 80	46	H	St. John's (NY)	42 67	55	H	IUPUI	64 61	198	H	Akron	76 55	
40	H	Marquette	61 55	60	H	Seton Hall	62 67	75	N	Ohio	60 55	219	A	Xavier	78 70	
232	A	Georgetown	47 46	329	H	Purdue Fort Wayne	85 58	80	A	Ball St.	70 74	232	A	Georgetown	47 46	
85	A	Villanova	58 41	239	H	High Point	74 52	83	N	Georgia	36 69	239	H	High Point	74 52	
219	A	Xavier	78 70	11	H	Indiana	53 64	85	A	Villanova	58 41	258	H	Eastern Ky.	73 41	

Non-Div I Games:

Butler

■ Loss,
■ Non-Conf,
■ S Site,
■ H Home
■ A Away
N Neutral

CSU Bakersfield

Through Games Of Jan. 19, 2020

Average RPI Win:	241	WON-LOST	WINNING	LAST 10	STRENGTH OF	OPP. STRENGTH	TEAM	ADJ.	CONF.	ADJ CONF.
Average RPI Loss:	140	RECORD	PCT. RANK	GAMES	SCHEDULE	OF SCHEDULE	RPI	RPI	RPI	RPI
DIV. I ONLY	8- 6	135	7-3	183	215	146	146	32	32	
DIV. I NON-CONF.	5- 5	164	4-2	82	162	122	122	32	32	
TOTALS	RPI 1-25	RPI 26-50	W-L RECORDS	RPI 51-100	RPI 101-150	RPI 150+				
8- 6	0- 2	0- 0	OVERALL	0- 0	1- 2	7- 2				
6- 1	0- 0	0- 0	HOME	0- 0	1- 0	5- 1				
2- 5	0- 2	0- 0	AWAY	0- 0	0- 2	2- 1				
0- 0	0- 0	0- 0	NEUTRAL	0- 0	0- 0	0- 0				
5- 5	0- 2	0- 0	NON-CONFERENCE	0- 0	1- 2	4- 1				
5- 0	0- 0	0- 0	HOME	0- 0	1- 0	4- 0				
0- 5	0- 2	0- 0	AWAY	0- 0	0- 2	0- 1				
0- 0	0- 0	0- 0	NEUTRAL	0- 0	0- 0	0- 0				
3- 1	0- 0	0- 0	CONFERENCE	0- 0	0- 0	3- 1				
1- 1	0- 0	0- 0	HOME	0- 0	0- 0	1- 1				
2- 0	0- 0	0- 0	AWAY	0- 0	0- 0	2- 0				
0- 0	0- 0	0- 0	NEUTRAL	0- 0	0- 0	0- 0				

RPI 1-25				RPI 26-50				RPI 51-100				RPI 101+ Team's RPI: 146			
RPI	S	Opponent	Score	RPI	S	Opponent	Score	RPI	S	Opponent	Score	RPI	S	Opponent	Score
9	A	Gonzaga	48 92									106	A	Washington	49 80
10	A	Oregon St.	50 69									113	H	Pacific	80 70
												133	A	Wright St.	60 65
												154	H	San Jose St.	75 71
												226	H	UMKC	70 60
												235	A	UC Riverside	52 53
												249	H	North Texas	61 52
												276	A	Grand Canyon	59 54
												280	H	UC Santa Barbara	66 62
												303	A	California Baptist	66 61
												326	H	N.C. Central	80 71
												346	H	Chicago St.	58 60
LAST 10 Division I															
346	H	Chicago St.	58 60	10	A	Oregon St.	50 69								
226	H	UMKC	70 60	280	H	UC Santa Barbara	66 62								
303	A	California Baptist	66 61	113	H	Pacific	80 70								
276	A	Grand Canyon	59 54	326	H	N.C. Central	80 71								
235	A	UC Riverside	52 53	154	H	San Jose St.	75 71								

Non-Div I Games: Fresno Pacific 95 64 Westcliff 100 44 Cal St. Dom. Hills 83 74

CSU Bakersfield

Loss, Non-Conf, S Site, H Home A Away N Neutral

Average RPI Win:	228	WON-LOST	WINNING	LAST 10	STRENGTH OF	OPP. STRENGTH	TEAM	ADJ.	CONF.	ADJ CONF.
Average RPI Loss:	153	RECORD	PCT. RANK	GAMES	SCHEDULE	OF SCHEDULE	RPI	RPI	RPI	RPI
DIV. I ONLY	7- 10	219	6-4	279	82	253	253	26	26	
DIV. I NON-CONF.	4- 9	250	3-3	278	20	274	274	26	26	
TOTALS	RPI 1-25	RPI 26-50	W-L RECORDS	RPI 51-100	RPI 101-150	RPI 150+				
7- 10	0- 1	0- 1	OVERALL	0- 2	1- 0	6- 6				
4- 4	0- 1	0- 1	HOME	0- 1	1- 0	3- 1				
2- 5	0- 0	0- 0	AWAY	0- 1	0- 0	2- 4				
1- 1	0- 0	0- 0	NEUTRAL	0- 0	0- 0	1- 1				
4- 9	0- 1	0- 1	NON-CONFERENCE	0- 2	1- 0	3- 5				
1- 4	0- 1	0- 1	HOME	0- 1	1- 0	0- 1				
2- 4	0- 0	0- 0	AWAY	0- 1	0- 0	2- 3				
1- 1	0- 0	0- 0	NEUTRAL	0- 0	0- 0	1- 1				
3- 1	0- 0	0- 0	CONFERENCE	0- 0	0- 0	3- 1				
3- 0	0- 0	0- 0	HOME	0- 0	0- 0	3- 0				
0- 1	0- 0	0- 0	AWAY	0- 0	0- 0	0- 1				
0- 0	0- 0	0- 0	NEUTRAL	0- 0	0- 0	0- 0				

RPI 1-25				RPI 26-50				RPI 51-100				RPI 101+ Team's RPI: 253			
RPI	S	Opponent	Score	RPI	S	Opponent	Score	RPI	S	Opponent	Score	RPI	S	Opponent	Score
7	H	UCLA	44 58	35	H	Virginia	47 72	73	A	Washington St.	61 71	128	H	Portland	73 64
								76	H	Southern California	53 69	155	A	San Diego	40 59
												165	H	Santa Clara	55 76
												187	H	Hawaii	58 54
												209	N	SMU	58 68
												223	H	Cal St. Fullerton	63 57
												227	A	San Francisco	61 79
												254	A	LMU (CA)	56 54
												266	H	UC Irvine	70 62
												269	N	Indiana St.	67 59
												272	A	San Diego St.	74 69
												284	A	Long Beach St.	52 60
												303	A	California Baptist	56 64
LAST 10 Division I															
284	A	Long Beach St.	52 60	155	A	San Diego	40 59								
223	H	Cal St. Fullerton	63 57	165	H	Santa Clara	55 76								
266	H	UC Irvine	70 62	7	H	UCLA	44 58								
187	H	Hawaii	58 54	254	A	LMU (CA)	56 54								
272	A	San Diego St.	74 69	269	N	Indiana St.	67 59								

Non-Div I Games: Hope Int'l 77 54

CSUN

■ Loss,
 ■ Non-Conf,
 ■ S Site,
 ■ H Home
 ■ A Away
 N Neutral

Average RPI Win:	267	WON-LOST	WINNING	LAST 10	STRENGTH OF	OPP. STRENGTH	TEAM	ADJ.	CONF.	ADJ CONF.
Average RPI Loss:	213	RECORD	PCT. RANK	GAMES	SCHEDULE	OF SCHEDULE	RPI	RPI	RPI	RPI
DIV. I ONLY	2- 11	323	2-8	275	316	337	337	26	26	
DIV. I NON-CONF.	2- 8	295	2-5	209	315	320	320	26	26	
TOTALS	RPI 1-25	RPI 26-50	W-L RECORDS	RPI 51-100	RPI 101-150	RPI 150+				
2- 11	0- 0	0- 2	OVERALL	0- 1	0- 0	2- 8				
2- 4	0- 0	0- 1	HOME	0- 1	0- 0	2- 2				
0- 7	0- 0	0- 1	AWAY	0- 0	0- 0	0- 6				
0- 0	0- 0	0- 0	NEUTRAL	0- 0	0- 0	0- 0				
2- 8	0- 0	0- 2	NON-CONFERENCE	0- 1	0- 0	2- 5				
2- 3	0- 0	0- 1	HOME	0- 1	0- 0	2- 1				
0- 5	0- 0	0- 1	AWAY	0- 0	0- 0	0- 4				
0- 0	0- 0	0- 0	NEUTRAL	0- 0	0- 0	0- 0				
0- 3	0- 0	0- 0	CONFERENCE	0- 0	0- 0	0- 3				
0- 1	0- 0	0- 0	HOME	0- 0	0- 0	0- 1				
0- 2	0- 0	0- 0	AWAY	0- 0	0- 0	0- 2				
0- 0	0- 0	0- 0	NEUTRAL	0- 0	0- 0	0- 0				

RPI	S	Opponent	Score	RPI	S	Opponent	Score	RPI	S	Opponent	Score	RPI	S	Opponent	Score	Team's RPI: 337
28	A	Arizona St.	41 66	93	H	Fresno St.	52 79	167	A	Saint Mary's (CA)	67 84	195	H	Lamar University	57 56	
37	H	Old Dominion	55 61					261	A	Pepperdine	53 63	266	H	UC Irvine	57 68	
								280	A	UC Santa Barbara	50 52	284	A	Long Beach St.	69 72	
								288	A	Nevada	40 71	295	A	Denver	66 96	
								338	H	Sacramento St.	62 43	343	H	Seattle U	49 72	
LAST 10 Division I																
266	H	UC Irvine	57 68	167	A	Saint Mary's (CA)	67 84									
280	A	UC Santa Barbara	50 52	195	H	Lamar University	57 56									
284	A	Long Beach St.	69 72	37	H	Old Dominion	55 61									
288	A	Nevada	40 71	28	A	Arizona St.	41 66									
343	H	Seattle U	49 72	338	H	Sacramento St.	62 43									

Non-Div I Games: Holy Names 100 35

Cal Poly

■ Loss,
 ■ Non-Conf,
 ■ S Site,
 ■ H Home
 ■ A Away
 N Neutral

Average RPI Win: 269		WON-LOST	WINNING	LAST 10	STRENGTH OF	OPP. STRENGTH	TEAM	ADJ.	CONF.	ADJ CONF.
Average RPI Loss: 222		RECORD	PCT. RANK	GAMES	SCHEDULE	OF SCHEDULE	RPI	RPI	RPI	RPI
DIV. I ONLY		10- 7	123	6-4	331	287	223	223	26	26
DIV. I NON-CONF.		8- 5	117	4-2	329	293	230	230	26	26
TOTALS	RPI 1-25		RPI 26-50		W-L RECORDS		RPI 51-100		RPI 101-150	RPI 150+
10- 7	0- 0		0- 0		OVERALL		0- 0		0- 0	10- 7
5- 2	0- 0		0- 0		HOME		0- 0		0- 0	5- 2
5- 5	0- 0		0- 0		AWAY		0- 0		0- 0	5- 5
0- 0	0- 0		0- 0		NEUTRAL		0- 0		0- 0	0- 0
8- 5	0- 0		0- 0		NON-CONFERENCE		0- 0		0- 0	8- 5
4- 2	0- 0		0- 0		HOME		0- 0		0- 0	4- 2
4- 3	0- 0		0- 0		AWAY		0- 0		0- 0	4- 3
0- 0	0- 0		0- 0		NEUTRAL		0- 0		0- 0	0- 0
2- 2	0- 0		0- 0		CONFERENCE		0- 0		0- 0	2- 2
1- 0	0- 0		0- 0		HOME		0- 0		0- 0	1- 0
1- 2	0- 0		0- 0		AWAY		0- 0		0- 0	1- 2
0- 0	0- 0		0- 0		NEUTRAL		0- 0		0- 0	0- 0

RPI 1-25				RPI 26-50				RPI 51-100				RPI 101+				Team's RPI: 223	
RPI	S	Opponent	Score	RPI	S	Opponent	Score	RPI	S	Opponent	Score	RPI	S	Opponent	Score		
												155	A	San Diego	72	67	
												164	H	Montana	69	71	
												187	A	Hawaii	72	79	
												194	A	UNLV	64	58	
												197	A	Southern Utah	63	79	
												227	A	San Francisco	63	71	
												252	H	Delaware	55	72	
												253	A	CSUN	57	63	
												254	A	LMU (CA)	79	74	
												272	A	San Diego St.	45	55	
												276	A	Grand Canyon	80	70	
												280	A	UC Santa Barbara	70	68	
												284	H	Long Beach St.	69	65	
												287	H	Utah St.	83	62	
												303	H	California Baptist	97	93	
												310	H	Air Force	79	70	
												343	H	Seattle U	81	63	
EAST 10 Division I																	
				187	A	Hawaii	72 79	310	H	Air Force	79 70						
				253	A	CSUN	57 63	303	H	California Baptist	97 93						
				284	H	Long Beach St.	69 65	155	A	San Diego	72 67						
				280	A	UC Santa Barbara	70 68	227	A	San Francisco	63 71						
				343	H	Seattle U	81 63	164	H	Montana	69 71						

Non-Div I Games:

Cal St. Fullerton

Loss, Non-Conf, S Site, H Home A Away N Neutral

California

Through Games Of Jan. 19, 2020

Average RPI Win:	224	WON-LOST	WINNING	LAST 10	STRENGTH OF	OPP. STRENGTH	TEAM	ADJ.	CONF.	ADJ CONF.
Average RPI Loss:	41	RECORD	PCT. RANK	GAMES	SCHEDULE	OF SCHEDULE	RPI	RPI	RPI	RPI
DIV. I ONLY	8- 9	193	3-7	19	67	100	100	1	1	
DIV. I NON-CONF.	8- 3	68	3-1	99	205	73	73	1	1	
TOTALS	RPI 1-25	RPI 26-50	W-L RECORDS	RPI 51-100	RPI 101-150	RPI 150+				
8- 9	0- 6	1- 0	OVERALL	0- 1	0- 2	7- 0				
7- 4	0- 2	1- 0	HOME	0- 1	0- 1	6- 0				
1- 5	0- 4	0- 0	AWAY	0- 0	0- 1	1- 0				
0- 0	0- 0	0- 0	NEUTRAL	0- 0	0- 0	0- 0				
8- 3	0- 2	1- 0	NON-CONFERENCE	0- 0	0- 1	7- 0				
7- 1	0- 1	1- 0	HOME	0- 0	0- 0	6- 0				
1- 2	0- 1	0- 0	AWAY	0- 0	0- 1	1- 0				
0- 0	0- 0	0- 0	NEUTRAL	0- 0	0- 0	0- 0				
0- 6	0- 4	0- 0	CONFERENCE	0- 1	0- 1	0- 0				
0- 3	0- 1	0- 0	HOME	0- 1	0- 1	0- 0				
0- 3	0- 3	0- 0	AWAY	0- 0	0- 0	0- 0				
0- 0	0- 0	0- 0	NEUTRAL	0- 0	0- 0	0- 0				

RPI S	Opponent	Score	RPI S	Opponent	Score	RPI S	Opponent	Score	RPI S	Opponent	Score
4	A Stanford	40 73	36	H Arkansas	84 80	73	H Washington St.	75 96	106	H Washington	64 67
4	H Stanford	65 79							141	A Harvard	53 56
5	A UConn	61 72							165	H Santa Clara	69 65
8	A Oregon	55 105							196	H Boston U.	73 62
10	A Oregon St.	44 81							235	H UC Riverside	84 61
19	H Kentucky	61 63							272	A San Diego St.	74 48
									276	H Grand Canyon	72 53
									284	H Long Beach St.	68 45
									326	H N.C. Central	90 69
LAST 10 Division I											
8	A Oregon	55 105	106	H Washington	64 67						
10	A Oregon St.	44 81	276	H Grand Canyon	72 53						
4	H Stanford	65 79	19	H Kentucky	61 63						
4	A Stanford	40 73	165	H Santa Clara	69 65						
73	H Washington St.	75 96	196	H Boston U.	73 62						

Non-Div I Games:

California

Loss, Non-Conf, S Site, H Home A Away N Neutral

California Sports				Through Games of Jan. 19, 1910						
Average RPI Win:	265	WON-LOST	WINNING	LAST 10	STRENGTH OF	OPP. STRENGTH	TEAM	ADJ.	CONF.	ADJ CONF.
Average RPI Loss:	216	RECORD	PCT. RANK	GAMES	SCHEDULE	OF SCHEDULE	RPI	RPI	RPI	RPI
DIV. I ONLY	6- 10	238	1-9	288	315	303	303	32	32	
DIV. I NON-CONF.	6- 6	164	1-5	253	311	246	246	32	32	
TOTALS	RPI 1-25	RPI 26-50	W-L RECORDS	RPI 51-100	RPI 101-150	RPI 150+				
6- 10	0- 1	0- 0	OVERALL	0- 0	0- 1	6- 8				
5- 3	0- 0	0- 0	HOME	0- 0	0- 1	5- 2				
1- 4	0- 0	0- 0	AWAY	0- 0	0- 0	1- 4				
0- 3	0- 1	0- 0	NEUTRAL	0- 0	0- 0	0- 2				
6- 6	0- 1	0- 0	NON-CONFERENCE	0- 0	0- 0	6- 5				
5- 1	0- 0	0- 0	HOME	0- 0	0- 0	5- 1				
1- 2	0- 0	0- 0	AWAY	0- 0	0- 0	1- 2				
0- 3	0- 1	0- 0	NEUTRAL	0- 0	0- 0	0- 2				
0- 4	0- 0	0- 0	CONFERENCE	0- 0	0- 1	0- 3				
0- 2	0- 0	0- 0	HOME	0- 0	0- 1	0- 1				
0- 2	0- 0	0- 0	AWAY	0- 0	0- 0	0- 2				
0- 0	0- 0	0- 0	NEUTRAL	0- 0	0- 0	0- 0				

RPI 1-25				RPI 26-50				RPI 51-100				RPI 101+				Team's RPI: 303	
RPI	S	Opponent	Score	RPI	S	Opponent	Score	RPI	S	Opponent	Score	RPI	S	Opponent	Score		
4	N	Stanford	78 83									146	H	CSU Bakersfield	61 66		
												157	N	Houston	75 96		
												211	H	Northern Ariz.	98 79		
												213	N	Bowling Green	60 98		
												223	A	Cal St. Fullerton	93 97		
												235	A	UC Riverside	64 80		
												253	H	CSUN	64 56		
												272	H	San Diego St.	68 80		
												276	H	Grand Canyon	58 62		
												277	H	Alabama A&M	60 55		
												280	H	UC Santa Barbara	85 81		
												282	A	Idaho St.	74 68		
												284	H	Long Beach St.	79 70		
												309	A	New Mexico St.	56 57		
												325	A	UTRGV	68 87		
EAST 10 Division I																	
				276	H	Grand Canyon	58 62	282	A	Idaho St.	74 68						
				146	H	CSU Bakersfield	61 66	223	A	Cal St. Fullerton	93 97						
				325	A	UTRGV	68 87	235	A	UC Riverside	64 80						
				309	A	New Mexico St.	56 57	213	N	Bowling Green	60 98						
				272	H	San Diego St.	68 80	157	N	Houston	75 96						

Non-Div I Games:	Ottawa (AZ)	103	75	LIFE Pacific	93	48
------------------	-------------	-----	----	--------------	----	----

California Baptist

■ Loss, ■ Non-Conf, S Site, H Home A Away N Neutral

Average RPI Win:	253	WON-LOST	WINNING	LAST 10	STRENGTH OF	OPP. STRENGTH	TEAM	ADJ.	CONF.	ADJ CONF.
Average RPI Loss:	194	RECORD	PCT. RANK	GAMES	SCHEDULE	OF SCHEDULE	RPI	RPI	RPI	RPI
DIV. I ONLY	10- 5	72	7-3	257	342	131	131	27	27	
DIV. I NON-CONF.	3- 4	201	0-2	273	285	225	225	30	30	
TOTALS	RPI 1-25	RPI 26-50	W-L RECORDS	RPI 51-100	RPI 101-150	RPI 150+				
10- 5	0- 0	0- 1	OVERALL	0- 1	1- 0	9- 3				
6- 0	0- 0	0- 0	HOME	0- 0	1- 0	5- 0				
4- 5	0- 0	0- 1	AWAY	0- 1	0- 0	4- 3				
0- 0	0- 0	0- 0	NEUTRAL	0- 0	0- 0	0- 0				
3- 4	0- 0	0- 1	NON-CONFERENCE	0- 1	1- 0	2- 2				
2- 0	0- 0	0- 0	HOME	0- 0	1- 0	1- 0				
1- 4	0- 0	0- 1	AWAY	0- 1	0- 0	1- 2				
0- 0	0- 0	0- 0	NEUTRAL	0- 0	0- 0	0- 0				
7- 1	0- 0	0- 0	CONFERENCE	0- 0	0- 0	7- 1				
4- 0	0- 0	0- 0	HOME	0- 0	0- 0	4- 0				
3- 1	0- 0	0- 0	AWAY	0- 0	0- 0	3- 1				
0- 0	0- 0	0- 0	NEUTRAL	0- 0	0- 0	0- 0				

RPI	S	Opponent	Score	RPI	S	Opponent	Score	RPI	S	Opponent	Score	RPI	S	Opponent	Score	Team's RPI: 131
37	A	Old Dominion	44 59	59	A	Wake Forest	46 74	119	H	UNC Greensboro	72 64	173	A	Hampton	68 31	
								231	A	UNC Asheville	52 60	239	H	High Point	73 36	
								241	H	Gardner-Webb	48 44	245	H	Kennesaw St.	63 51	
								265	H	Winthrop	63 47	286	A	Longwood	70 55	
								297	A	Presbyterian	53 47	315	A	Hofstra	55 58	
								326	A	N.C. Central	64 67	328	A	Western Caro.	61 40	
								332	H	USC Upstate	50 38					
LAST 10 Division I																
297	A	Presbyterian	53 47	231	A	UNC Asheville	52 60									
265	H	Winthrop	63 47	332	H	USC Upstate	50 38									
173	A	Hampton	68 31	239	H	High Point	73 36									
241	H	Gardner-Webb	48 44	315	A	Hofstra	55 58									
286	A	Longwood	70 55	59	A	Wake Forest	46 74									

Non-Div I Games: St. Andrews 122 56 Bluefield Col. 65 41

Campbell

Loss, Non-Conf, S Site, H Home A Away N Neutral

Average RPI Win:	282	WON-LOST	WINNING	LAST 10	STRENGTH OF	OPP. STRENGTH	TEAM	ADJ.	CONF.	ADJ CONF.
Average RPI Loss:	201	RECORD	PCT. RANK	GAMES	SCHEDULE	OF SCHEDULE	RPI	RPI	RPI	RPI
DIV. I ONLY	2- 13	329	1-9	277	280	330	330	24	24	
DIV. I NON-CONF.	1- 8	322	0-4	280	272	340	340	25	25	
TOTALS	RPI 1-25	RPI 26-50	W-L RECORDS	RPI 51-100	RPI 101-150	RPI 150+				
2- 13	0- 0	0- 0	OVERALL	0- 3	0- 0	2- 10				
1- 4	0- 0	0- 0	HOME	0- 2	0- 0	1- 2				
1- 8	0- 0	0- 0	AWAY	0- 1	0- 0	1- 7				
0- 1	0- 0	0- 0	NEUTRAL	0- 0	0- 0	0- 1				
1- 8	0- 0	0- 0	NON-CONFERENCE	0- 2	0- 0	1- 6				
1- 2	0- 0	0- 0	HOME	0- 1	0- 0	1- 1				
0- 5	0- 0	0- 0	AWAY	0- 1	0- 0	0- 4				
0- 1	0- 0	0- 0	NEUTRAL	0- 0	0- 0	0- 1				
1- 5	0- 0	0- 0	CONFERENCE	0- 1	0- 0	1- 4				
0- 2	0- 0	0- 0	HOME	0- 1	0- 0	0- 1				
1- 3	0- 0	0- 0	AWAY	0- 0	0- 0	1- 3				
0- 0	0- 0	0- 0	NEUTRAL	0- 0	0- 0	0- 0				

RPI 1-25			RPI 26-50			RPI 51-100			RPI 101+			Team's RPI: 330
RPI	S	Opponent	Score	RPI	S	Opponent	Score	RPI	S	Opponent	Score	
						77 A Buffalo	55 71	161 A Youngstown St.		59 87		
						79 H Marist	59 90	162 A Toledo		65 83		
						89 H Colgate	69 90	208 A Quinnipiac		71 74		
								212 A Manhattan		50 68		
								230 A Stetson		52 68		
								242 A Fairfield		70 72		
								251 A Vermont		53 76		
								270 N Appalachian St.		57 74		
								278 H St. Bonaventure		84 82		
								285 A Monmouth		71 62		
								311 H Siena		63 68		
								316 H Albany (NY)		53 70		
LAST 10 Division I												
208 A		Quinnipiac	71 74	212 A		Manhattan	50 68					
242 A		Fairfield	70 72	162 A		Toledo	65 83					
311 H		Siena	63 68	270 N		Appalachian St.	57 74					
79 H		Marist	59 90	230 A		Stetson	52 68					
285 A		Monmouth	71 62	251 A		Vermont	53 76					

Non-Div I Games:

Canisius

Central Ark.

Through Games Of Jan. 19, 2020

Average RPI Win:	281	WON-LOST	WINNING	LAST 10	STRENGTH OF	OPP. STRENGTH	TEAM	ADJ.	CONF.	ADJ CONF.
Average RPI Loss:	137	RECORD	PCT. RANK	GAMES	SCHEDULE	OF SCHEDULE	RPI	RPI	RPI	RPI
DIV. I ONLY	5- 9	252	5-5	215	246	221	221	25	25	
DIV. I NON-CONF.	1- 5	313	1-1	66	111	237	237	22	22	
TOTALS	RPI 1-25	RPI 26-50	W-L RECORDS	RPI 51-100	RPI 101-150	RPI 150+				
5- 9	0- 1	0- 0	OVERALL	0- 1	0- 4	5- 3				
2- 2	0- 0	0- 0	HOME	0- 0	0- 2	2- 0				
3- 7	0- 1	0- 0	AWAY	0- 1	0- 2	3- 3				
0- 0	0- 0	0- 0	NEUTRAL	0- 0	0- 0	0- 0				
1- 5	0- 1	0- 0	NON-CONFERENCE	0- 1	0- 1	1- 2				
1- 0	0- 0	0- 0	HOME	0- 0	0- 0	1- 0				
0- 5	0- 1	0- 0	AWAY	0- 1	0- 1	0- 2				
0- 0	0- 0	0- 0	NEUTRAL	0- 0	0- 0	0- 0				
4- 4	0- 0	0- 0	CONFERENCE	0- 0	0- 3	4- 1				
1- 2	0- 0	0- 0	HOME	0- 0	0- 2	1- 0				
3- 2	0- 0	0- 0	AWAY	0- 0	0- 1	3- 1				
0- 0	0- 0	0- 0	NEUTRAL	0- 0	0- 0	0- 0				

RPI 1-25				RPI 26-50				RPI 51-100				RPI 101+ Team's RPI: 221			
RPI	S	Opponent	Score	RPI	S	Opponent	Score	RPI	S	Opponent	Score	RPI	S	Opponent	Score
17	A	Texas A&M	46 76					71	A	Tennessee	36 63	122	H	New Orleans	37 49
												127	A	Tulane	38 65
												148	A	SFA	41 102
												150	H	Sam Houston St.	54 72
												158	H	Jackson St.	57 54
												177	A	A&M-Corpus Christi	47 67
												201	A	Little Rock	48 63
												224	A	Northern Ky.	56 72
												299	H	Houston Baptist	63 39
												304	A	Nicholls St.	53 46
												313	A	McNeese	70 57
												331	A	Incarinate Word	47 37
LAST 10 Division I															
304	A	Nicholls St.	53 46	299	H	Houston Baptist	63 39								
148	A	SFA	41 102	177	A	A&M-Corpus Christi	47 67								
150	H	Sam Houston St.	54 72	331	A	Incarinate Word	47 37								
122	H	New Orleans	37 49	17	A	Texas A&M	46 76								
313	A	McNeese	70 57	158	H	Jackson St.	57 54								

Non-Div I Games: Hendrix 104 28 Central Baptist 66 43 Crowley's Ridge 82 26

Central Ark.

Loss, Non-Conf, S Site, H Home A Away N Neutral

Average RPI Win:	336	WON-LOST	WINNING	LAST 10	STRENGTH OF	OPP. STRENGTH	TEAM	ADJ.	CONF.	ADJ CONF.
Average RPI Loss:	201	RECORD	PCT. RANK	GAMES	SCHEDULE	OF SCHEDULE	RPI	RPI	RPI	RPI
DIV. I ONLY	1- 16	347	1-9	289	308	344	344	29	29	
DIV. I NON-CONF.	1- 10	329	1-3	265	292	328	328	29	29	
TOTALS	RPI 1-25	RPI 26-50	W-L RECORDS	RPI 51-100	RPI 101-150	RPI 150+				
1- 16	0- 0	0- 1	OVERALL	0- 1	0- 3	1- 11				
0- 6	0- 0	0- 0	HOME	0- 0	0- 1	0- 5				
1- 10	0- 0	0- 1	AWAY	0- 1	0- 2	1- 6				
0- 0	0- 0	0- 0	NEUTRAL	0- 0	0- 0	0- 0				
1- 10	0- 0	0- 1	NON-CONFERENCE	0- 1	0- 2	1- 6				
0- 3	0- 0	0- 0	HOME	0- 0	0- 0	0- 3				
1- 7	0- 0	0- 1	AWAY	0- 1	0- 2	1- 3				
0- 0	0- 0	0- 0	NEUTRAL	0- 0	0- 0	0- 0				
0- 6	0- 0	0- 0	CONFERENCE	0- 0	0- 1	0- 5				
0- 3	0- 0	0- 0	HOME	0- 0	0- 1	0- 2				
0- 3	0- 0	0- 0	AWAY	0- 0	0- 0	0- 3				
0- 0	0- 0	0- 0	NEUTRAL	0- 0	0- 0	0- 0				

RPI S	Opponent	Score	RPI S	Opponent	Score	RPI S	Opponent	Score	RPI S	Opponent	Score	Team's RPI: 344
			31 A	FGCU	60 94	77 A	Buffalo	56 61	101 A	Lehigh	51 70	
									105 A	Duquesne	33 72	
									132 H	Robert Morris	56 86	
									184 H	Merrimack	56 65	
									189 A	Fla. Atlantic	54 72	
									214 A	Mt. St. Mary's	64 72	
									214 H	Saint Francis (PA)	52 64	
									225 H	UMass Lowell	54 56	
									229 H	Brown	73 83	
									274 A	Sacred Heart	58 66	
									281 A	New Hampshire	59 70	
									302 A	Pittsburgh	73 81	
									316 H	Albany (NY)	63 73	
									336 A	Hartford	61 54	
									348 A	LIU Brooklyn	61 63	
LAST 10 Division I												
214 A	Mt. St. Mary's	64 72	132 H	Robert Morris	56 86							
348 A	LIU Brooklyn	61 63	336 A	Hartford	61 54							
184 H	Merrimack	56 65	31 A	FGCU	60 94							
274 A	Sacred Heart	58 66	189 A	Fla. Atlantic	54 72							
214 H	Saint Francis (PA)	52 64	281 A	New Hampshire	59 70							

Non-Div I Games:

Central Conn. St.

■ Loss,
 ■ Non-Conf,
 ■ S Site,
 ■ Home
 ■ A Away
 N Neutral

Central Mich.

Through Games Of Jan. 19, 2020

Average RPI Win:	143	WON-LOST	WINNING	LAST 10	STRENGTH OF	OPP. STRENGTH	TEAM	ADJ.	CONF.	ADJ CONF.
Average RPI Loss:	70	RECORD	PCT. RANK	GAMES	SCHEDULE	OF SCHEDULE	RPI	RPI	RPI	RPI
DIV. I ONLY	12- 4	51	9-1	28	98	23	23	10	10	
DIV. I NON-CONF.	7- 4	100	4-1	28	75	39	39	10	10	
TOTALS	RPI 1-25	RPI 26-50	W-L RECORDS	RPI 51-100	RPI 101-150	RPI 150+				
12- 4	0- 1	0- 1	OVERALL	5- 1	2- 0	5- 1				
6- 1	0- 0	0- 0	HOME	3- 0	1- 0	2- 1				
6- 3	0- 1	0- 1	AWAY	2- 1	1- 0	3- 0				
0- 0	0- 0	0- 0	NEUTRAL	0- 0	0- 0	0- 0				
7- 4	0- 1	0- 1	NON-CONFERENCE	3- 1	1- 0	3- 1				
4- 1	0- 0	0- 0	HOME	2- 0	1- 0	1- 1				
3- 3	0- 1	0- 1	AWAY	1- 1	0- 0	2- 0				
0- 0	0- 0	0- 0	NEUTRAL	0- 0	0- 0	0- 0				
5- 0	0- 0	0- 0	CONFERENCE	2- 0	1- 0	2- 0				
2- 0	0- 0	0- 0	HOME	1- 0	0- 0	1- 0				
3- 0	0- 0	0- 0	AWAY	1- 0	1- 0	1- 0				
0- 0	0- 0	0- 0	NEUTRAL	0- 0	0- 0	0- 0				

RPI 1-25				RPI 26-50				RPI 51-100				RPI 101+			
RPI	S	Opponent	Score	RPI	S	Opponent	Score	RPI	S	Opponent	Score	RPI	S	Opponent	Score
1	A	Louisville	63 76	34	A	Western Ky.	58 93	61	A	UCF	58 64	129	A	Western Mich.	80 70
								75	A	Ohio	73 71	140	H	Northeastern	79 63
								79	H	Marist	77 54	182	H	Green Bay	105 111
								80	H	Ball St.	66 39	185	A	Bethune-Cookman	92 67
								82	A	South Dakota St.	79 74	188	H	Miami (OH)	76 70
								88	H	Dayton	81 80	198	A	Akron	77 72
												203	H	Iona	70 50
												267	A	Oakland	65 47
LAST 10 Division I															
				129	A	Western Mich.	80 70	61	A	UCF	58 64				
				80	H	Ball St.	66 39	185	A	Bethune-Cookman	92 67				
				188	H	Miami (OH)	76 70	267	A	Oakland	65 47				
				75	A	Ohio	73 71	82	A	South Dakota St.	79 74				
				198	A	Akron	77 72	203	H	Iona	70 50				

Non-Div I Games:

Central Mich.

■ Loss,
 ■ Non-Conf, S Site,
 ■ Home
 ■ Away
 N Neutral

Charleston So.

Through Games Of Jan. 19, 2020

Average RPI Win:	231	WON-LOST	WINNING	LAST 10	STRENGTH OF	OPP. STRENGTH	TEAM	ADJ.	CONF.	ADJ CONF.
Average RPI Loss:	225	RECORD	PCT. RANK	GAMES	SCHEDULE	OF SCHEDULE	RPI	RPI	RPI	RPI
DIV. I ONLY	1- 13	342	1-9	252	346	339	339	27	27	
DIV. I NON-CONF.	0- 7	338	0-3	240	336	342	342	30	30	
TOTALS	RPI 1-25	RPI 26-50	W-L RECORDS	RPI 51-100	RPI 101-150	RPI 150+				
1- 13	0- 1	0- 0	OVERALL	0- 1	0- 0	1- 11				
0- 7	0- 0	0- 0	HOME	0- 0	0- 0	0- 7				
1- 6	0- 1	0- 0	AWAY	0- 1	0- 0	1- 4				
0- 0	0- 0	0- 0	NEUTRAL	0- 0	0- 0	0- 0				
0- 7	0- 1	0- 0	NON-CONFERENCE	0- 1	0- 0	0- 5				
0- 4	0- 0	0- 0	HOME	0- 0	0- 0	0- 4				
0- 3	0- 1	0- 0	AWAY	0- 1	0- 0	0- 1				
0- 0	0- 0	0- 0	NEUTRAL	0- 0	0- 0	0- 0				
1- 6	0- 0	0- 0	CONFERENCE	0- 0	0- 0	1- 6				
0- 3	0- 0	0- 0	HOME	0- 0	0- 0	0- 3				
1- 3	0- 0	0- 0	AWAY	0- 0	0- 0	1- 3				
0- 0	0- 0	0- 0	NEUTRAL	0- 0	0- 0	0- 0				

RPI S	Opponent	Score	RPI S	Opponent	Score	RPI S	Opponent	Score	RPI S	Opponent	Score	Team's RPI: 339
18	A Florida St.	36 88				74	A North Carolina	54 85	173	H Hampton	59 64	
									185	H Bethune-Cookman	41 81	
									192	H North Dakota	57 73	
									231	A UNC Asheville	60 48	
									239	H High Point	70 84	
									241	H Gardner-Webb	52 79	
									248	H Col. of Charleston	70 79	
									259	A Radford	35 72	
									286	A Longwood	64 84	
									328	A Western Caro.	64 69	
									332	A USC Upstate	53 70	
									350	H South Carolina St.	75 81	
LAST 10 Division I												
173	H Hampton	59 64	241	H Gardner-Webb	52 79							
231	A UNC Asheville	60 48	332	A USC Upstate	53 70							
239	H High Point	70 84	248	H Col. of Charleston	70 79							
286	A Longwood	64 84	328	A Western Caro.	64 69							
259	A Radford	35 72	192	H North Dakota	57 73							

Non-Div I Games: Columbia (SC) 76 59 Virginia-Lynchburg 92 55

Charleston So.

Loss, Non-Conf, S Site, H Home A Away N Neutral

Average RPI Win:	177	WON-LOST	WINNING	LAST 10	STRENGTH OF	OPP. STRENGTH	TEAM	ADJ.	CONF.	ADJ CONF.
Average RPI Loss:	52	RECORD	PCT. RANK	GAMES	SCHEDULE	OF SCHEDULE	RPI	RPI	RPI	RPI
DIV. I ONLY	11- 5	69	6-4	98	79	62	62	13	13	
DIV. I NON-CONF.	9- 2	39	4-1	165	72	53	53	14	14	
TOTALS	RPI 1-25	RPI 26-50	W-L RECORDS	RPI 51-100	RPI 101-150	RPI 150+				
11- 5	0- 1	0- 2	OVERALL	3- 1	2- 1	6- 0				
5- 2	0- 0	0- 1	HOME	0- 0	1- 1	4- 0				
4- 3	0- 1	0- 1	AWAY	2- 1	0- 0	2- 0				
2- 0	0- 0	0- 0	NEUTRAL	1- 0	1- 0	0- 0				
9- 2	0- 1	0- 0	NON-CONFERENCE	3- 0	2- 1	4- 0				
4- 1	0- 0	0- 0	HOME	0- 0	1- 1	3- 0				
3- 1	0- 1	0- 0	AWAY	2- 0	0- 0	1- 0				
2- 0	0- 0	0- 0	NEUTRAL	1- 0	1- 0	0- 0				
2- 3	0- 0	0- 2	CONFERENCE	0- 1	0- 0	2- 0				
1- 1	0- 0	0- 1	HOME	0- 0	0- 0	1- 0				
1- 2	0- 0	0- 1	AWAY	0- 1	0- 0	1- 0				
0- 0	0- 0	0- 0	NEUTRAL	0- 0	0- 0	0- 0				

RPI 1-25				RPI 26-50				RPI 51-100				Team's RPI: 62	RPI 101+			
RPI	S	Opponent	Score	RPI	S	Opponent	Score	RPI	S	Opponent	Score		RPI	S	Opponent	Score
19	A	Kentucky	39 86	34	H	Western Ky.	56 60	53	A	Middle Tenn.	59 83		117	H	Fordham	51 76
				37	A	Old Dominion	51 54	59	A	Wake Forest	77 65		127	N	Tulane	60 56
								81	N	Boston College	84 68		130	H	Richmond	78 59
								86	A	Davidson	75 64		159	A	UAB	83 75
													241	H	Gardner-Webb	74 49
													243	H	Marshall	52 46
													252	H	Delaware	61 57
													262	A	East Carolina	59 47
													307	H	UMES	64 44
LAST 10 Division I																
				34	H	Western Ky.	56 60	307	H	UMES	64 44					
				243	H	Marshall	52 46	86	A	Davidson	75 64					
				37	A	Old Dominion	51 54	252	H	Delaware	61 57					
				53	A	Middle Tenn.	59 83	19	A	Kentucky	39 86					
				159	A	UAB	83 75	127	N	Tulane	60 56					

Non-Div I Games:

Charlotte

Chattanooga

Through Games Of Jan. 19, 2020

Average RPI Win: 221	WON-LOST	WINNING	LAST 10	STRENGTH OF	OPP. STRENGTH	TEAM	ADJ.	CONF.	ADJ CONF.
Average RPI Loss: 104	RECORD	PCT. RANK	GAMES	SCHEDULE	OF SCHEDULE	RPI	RPI	RPI	RPI
DIV. I ONLY	4- 14	303	3-7	43	138	202	202	23	23
DIV. I NON-CONF.	1- 13	337	0-6	18	82	220	220	20	20
TOTALS	RPI 1-25	RPI 26-50	W-L RECORDS	RPI 51-100	RPI 101-150	RPI 150+			
4- 14	0- 2	0- 1	OVERALL	0- 5	2- 2	2- 4			
2- 6	0- 0	0- 1	HOME	0- 2	1- 0	1- 3			
2- 8	0- 2	0- 0	AWAY	0- 3	1- 2	1- 1			
0- 0	0- 0	0- 0	NEUTRAL	0- 0	0- 0	0- 0			
1- 13	0- 2	0- 1	NON-CONFERENCE	0- 5	1- 1	0- 4			
0- 6	0- 0	0- 1	HOME	0- 2	0- 0	0- 3			
1- 7	0- 2	0- 0	AWAY	0- 3	1- 1	0- 1			
0- 0	0- 0	0- 0	NEUTRAL	0- 0	0- 0	0- 0			
3- 1	0- 0	0- 0	CONFERENCE	0- 0	1- 1	2- 0			
2- 0	0- 0	0- 0	HOME	0- 0	1- 0	1- 0			
1- 1	0- 0	0- 0	AWAY	0- 0	0- 1	1- 0			
0- 0	0- 0	0- 0	NEUTRAL	0- 0	0- 0	0- 0			

RPI 1-25				RPI 26-50				RPI 51-100				RPI 101+ Team's RPI: 202			
RPI	S	Opponent	Score	RPI	S	Opponent	Score	RPI	S	Opponent	Score	RPI	S	Opponent	Score
1	A	Louisville	37 86	33	H	Purdue	34 66	65	A	UT Martin	51 78	108	A	Liberty	71 54
14	A	NC State	38 74					70	H	Troy	51 90	119	A	UNC Greensboro	41 49
								75	H	Ohio	58 70	124	A	Cincinnati	53 72
								82	A	South Dakota St.	56 71	149	H	Furman	60 52
								84	A	Belmont	50 63	151	H	Austin Peay	49 50
												173	H	Hampton	55 84
												200	H	Northern Colo.	42 59
												258	A	Eastern Ky.	65 71
												298	H	Wofford	80 76
												328	A	Western Caro.	59 52
LAST 10 Division I															
149	H	Furman	60 52	14	A	NC State	38 74	70	H	Troy	51 90				
298	H	Wofford	80 76					82	A	South Dakota St.	56 71				
119	A	UNC Greensboro	41 49					65	A	UT Martin	51 78				
328	A	Western Caro.	59 52					258	A	Eastern Ky.	65 71				
75	H	Ohio	58 70												

Non-Div I Games:

Chattanooga

■ Loss,
 ■ Non-Conf, S Site,
 ■ Home
 ■ Away
 N Neutral

Average RPI Win: 146		WON-LOST	WINNING	LAST 10	STRENGTH OF	OPP. STRENGTH	TEAM	ADJ.	CONF.	ADJ CONF.
Average RPI Loss: 232		RECORD	PCT. RANK	GAMES	SCHEDULE	OF SCHEDULE	RPI	RPI	RPI	RPI
DIV. I ONLY		1- 18	348	1-9	300	318	346	346	32	32
DIV. I NON-CONF.		0- 13	338	0-4	255	270	341	341	32	32
TOTALS	RPI 1-25		RPI 26-50		W-L RECORDS		RPI 51-100		RPI 101-150	RPI 150+
1- 18	0- 0		0- 1		OVERALL		0- 1		1- 3	0- 13
0- 8	0- 0		0- 1		HOME		0- 1		0- 0	0- 6
1- 9	0- 0		0- 0		AWAY		0- 0		1- 3	0- 6
0- 1	0- 0		0- 0		NEUTRAL		0- 0		0- 0	0- 1
0- 13	0- 0		0- 1		NON-CONFERENCE		0- 1		0- 3	0- 8
0- 6	0- 0		0- 1		HOME		0- 1		0- 0	0- 4
0- 6	0- 0		0- 0		AWAY		0- 0		0- 3	0- 3
0- 1	0- 0		0- 0		NEUTRAL		0- 0		0- 0	0- 1
1- 5	0- 0		0- 0		CONFERENCE		0- 0		1- 0	0- 5
0- 2	0- 0		0- 0		HOME		0- 0		0- 0	0- 2
1- 3	0- 0		0- 0		AWAY		0- 0		1- 0	0- 3
0- 0	0- 0		0- 0		NEUTRAL		0- 0		0- 0	0- 0

RPI 1-25				RPI 26-50				RPI 51-100				RPI 101+				Team's RPI: 346	
RPI	S	Opponent	Score	RPI	S	Opponent	Score	RPI	S	Opponent	Score	RPI	S	Opponent	Score		
				42	H	Arizona	50 82	95	H	Loyola Chicago	53 98	116	A	UT Arlington	53 84		
												129	A	Western Mich.	69 90		
												135	A	Illinois	66 96		
												146	A	CSU Bakersfield	60 58		
												182	H	Green Bay	46 102		
												183	A	Valparaiso	49 95		
												216	H	Western Ill.	78 88		
												267	H	Oakland	70 98		
												276	A	Grand Canyon	49 69		
												280	N	UC Santa Barbara	65 96		
												288	A	Nevada	60 80		
												309	H	New Mexico St.	60 73		
												317	A	Utah Valley	58 89		
												325	H	UTRGV	67 87		
												327	A	Evansville	42 76		
												340	H	UIC	61 73		
												343	A	Seattle U	51 80		
LAST 10 Division I																	
				146	A	CSU Bakersfield	60 58	317	A	Utah Valley	58 89						
				276	A	Grand Canyon	49 69	183	A	Valparaiso	49 95						
				325	H	UTRGV	67 87	327	A	Evansville	42 76						
				309	H	New Mexico St.	60 73	129	A	Western Mich.	69 90						
				343	A	Seattle U	51 80	216	H	Western Ill.	78 88						

Non-Div I Games:

Chicago St.

■ Loss, ■ Non-Conf, S Site, H Home A Away N Neutral

Average RPI Win:	190	WON-LOST	WINNING	LAST 10	STRENGTH OF	OPP. STRENGTH	TEAM	ADJ.	CONF.	ADJ CONF.
Average RPI Loss:	70	RECORD	PCT. RANK	GAMES	SCHEDULE	OF SCHEDULE	RPI	RPI	RPI	RPI
DIV. I ONLY	11- 6	88	8-2	198	40	124	124	9	9	
DIV. I NON-CONF.	9- 4	84	6-0	251	32	145	145	9	9	
TOTALS	RPI 1-25	RPI 26-50	W-L RECORDS	RPI 51-100	RPI 101-150	RPI 150+				
11- 6	0- 1	0- 1	OVERALL	2- 3	2- 1	7- 0				
8- 2	0- 0	0- 1	HOME	2- 1	1- 0	5- 0				
3- 2	0- 0	0- 0	AWAY	0- 1	1- 1	2- 0				
0- 2	0- 1	0- 0	NEUTRAL	0- 1	0- 0	0- 0				
9- 4	0- 1	0- 1	NON-CONFERENCE	1- 2	2- 0	6- 0				
7- 2	0- 0	0- 1	HOME	1- 1	1- 0	5- 0				
2- 0	0- 0	0- 0	AWAY	0- 0	1- 0	1- 0				
0- 2	0- 1	0- 0	NEUTRAL	0- 1	0- 0	0- 0				
2- 2	0- 0	0- 0	CONFERENCE	1- 1	0- 1	1- 0				
1- 0	0- 0	0- 0	HOME	1- 0	0- 0	0- 0				
1- 2	0- 0	0- 0	AWAY	0- 1	0- 1	1- 0				
0- 0	0- 0	0- 0	NEUTRAL	0- 0	0- 0	0- 0				

RPI S	Opponent	Score	RPI S	Opponent	Score	RPI S	Opponent	Score	RPI S	Opponent	Score	Team's RPI: 124
6 N	Iowa	61 69	32 H	Ohio St.	73 78	58 N	Bucknell	48 56	112 H	Utah	68 62	
						61 H	UCF	81 64	127 A	Tulane	59 64	
						80 H	Ball St.	63 56	138 A	VCU	58 56	
						97 A	South Fla.	68 76	170 A	Memphis	73 66	
						98 H	Saint Louis	50 60	188 H	Miami (OH)	98 68	
									202 H	Chattanooga	72 53	
									219 A	Xavier	85 78	
									277 H	Alabama A&M	62 47	
									302 H	Pittsburgh	69 53	
									342 H	Coppin St.	86 40	
LAST 10 Division I												
127 A	Tulane	59 64	302 H	Pittsburgh	69 53							
61 H	UCF	81 64	277 H	Alabama A&M	62 47							
170 A	Memphis	73 66	219 A	Xavier	85 78							
97 A	South Fla.	68 76	188 H	Miami (OH)	98 68							
342 H	Coppin St.	86 40	138 A	VCU	58 56							

Non-Div I Games:

Cincinnati

Average RPI Win:	225	WON-LOST	WINNING	LAST 10	STRENGTH OF	OPP. STRENGTH	TEAM	ADJ.	CONF.	ADJ CONF.
Average RPI Loss:	71	RECORD	PCT. RANK	GAMES	SCHEDULE	OF SCHEDULE	RPI	RPI	RPI	RPI
DIV. I ONLY	7- 11	229	4-6	75	51	171	171	5	5	
DIV. I NON-CONF.	4- 7	225	1-2	135	136	217	217	3	3	
TOTALS	RPI 1-25	RPI 26-50	W-L RECORDS	RPI 51-100	RPI 101-150	RPI 150+				
7- 11	0- 5	1- 1	OVERALL	0- 2	2- 1	4- 2				
4- 6	0- 3	1- 0	HOME	0- 1	1- 1	2- 1				
2- 4	0- 1	0- 1	AWAY	0- 1	1- 0	1- 1				
1- 1	0- 1	0- 0	NEUTRAL	0- 0	0- 0	1- 0				
4- 7	0- 3	0- 0	NON-CONFERENCE	0- 1	1- 1	3- 2				
2- 4	0- 1	0- 0	HOME	0- 1	1- 1	1- 1				
1- 2	0- 1	0- 0	AWAY	0- 0	0- 0	1- 1				
1- 1	0- 1	0- 0	NEUTRAL	0- 0	0- 0	1- 0				
3- 4	0- 2	1- 1	CONFERENCE	0- 1	1- 0	1- 0				
2- 2	0- 2	1- 0	HOME	0- 0	0- 0	1- 0				
1- 2	0- 0	0- 1	AWAY	0- 1	1- 0	0- 0				
0- 0	0- 0	0- 0	NEUTRAL	0- 0	0- 0	0- 0				

RPI 1-25				RPI 26-50				RPI 51-100				RPI 101+ Team's RPI: 171			
RPI	S	Opponent	Score	RPI	S	Opponent	Score	RPI	S	Opponent	Score	RPI	S	Opponent	Score
1	H	Louisville	50 75	39	A	Georgia Tech	47 49	59	A	Wake Forest	58 63	102	H	N.C. A&T	74 82
3	H	South Carolina	48 84	49	H	Duke	62 58	68	H	Alabama	54 67	118	A	Notre Dame	71 55
6	A	Iowa	60 74									149	H	Furman	77 71
18	H	Florida St.	64 81									191	A	Penn St.	55 68
20	N	Maryland	44 63									271	H	Navy	52 65
												302	H	Pittsburgh	75 67
												314	H	Alabama St.	76 43
												321	N	Alcorn	77 46
												322	A	Mercer	65 61
LAST 10 Division I															
49	H	Duke	62 58	118	A	Notre Dame	71 55								
302	H	Pittsburgh	75 67	102	H	N.C. A&T	74 82								
39	A	Georgia Tech	47 49	322	A	Mercer	65 61								
59	A	Wake Forest	58 63	18	H	Florida St.	64 81								
1	H	Louisville	50 75	6	A	Iowa	60 74								

Non-Div I Games:

Clemson

Cleveland St.

Through Games Of Jan. 19, 2020

Average RPI Win:	269	WON-LOST	WINNING	LAST 10	STRENGTH OF	OPP. STRENGTH	TEAM	ADJ.	CONF.	ADJ CONF.
Average RPI Loss:	178	RECORD	PCT. RANK	GAMES	SCHEDULE	OF SCHEDULE	RPI	RPI	RPI	RPI
DIV. I ONLY	12- 4	51	7-3	350	208	186	186	19	19	
DIV. I NON-CONF.	8- 1	27	3-0	351	168	174	174	18	18	
TOTALS	RPI 1-25	RPI 26-50	W-L RECORDS	RPI 51-100	RPI 101-150	RPI 150+				
12- 4	0- 0	0- 0	OVERALL	0- 1	0- 1	12- 2				
3- 1	0- 0	0- 0	HOME	0- 1	0- 0	3- 0				
9- 3	0- 0	0- 0	AWAY	0- 0	0- 1	9- 2				
0- 0	0- 0	0- 0	NEUTRAL	0- 0	0- 0	0- 0				
8- 1	0- 0	0- 0	NON-CONFERENCE	0- 0	0- 0	8- 1				
1- 0	0- 0	0- 0	HOME	0- 0	0- 0	1- 0				
7- 1	0- 0	0- 0	AWAY	0- 0	0- 0	7- 1				
0- 0	0- 0	0- 0	NEUTRAL	0- 0	0- 0	0- 0				
4- 3	0- 0	0- 0	CONFERENCE	0- 1	0- 1	4- 1				
2- 1	0- 0	0- 0	HOME	0- 1	0- 0	2- 0				
2- 2	0- 0	0- 0	AWAY	0- 0	0- 1	2- 1				
0- 0	0- 0	0- 0	NEUTRAL	0- 0	0- 0	0- 0				

RPI S	Opponent	Score	RPI S	Opponent	Score	RPI S	Opponent	Score	RPI S	Opponent	Score	Team's RPI: 186
						55	H IUPUI	53 78	133	A Wright St.	62 78	
									161	H Youngstown St.	60 52	
									198	H Akron	66 62	
									213	A Bowling Green	62 89	
									224	A Northern Ky.	73 68	
									228	A ETSU	62 54	
									260	A Delaware St.	57 49	
									267	A Oakland	79 58	
									275	A Omaha	79 66	
									278	A St. Bonaventure	65 62	
									312	A Detroit Mercy	59 70	
									315	A Hofstra	61 51	
									328	A Western Caro.	68 61	
									340	H UIC	84 44	
									348	A LIU Brooklyn	79 49	
LAST 10 Division I												
267	A Oakland	79 58	55	H IUPUI	53 78							
312	A Detroit Mercy	59 70	340	H UIC	84 44							
161	H Youngstown St.	60 52	275	A Omaha	79 66							
224	A Northern Ky.	73 68	228	A ETSU	62 54							
133	A Wright St.	62 78	328	A Western Caro.	68 61							

Non-Div I Games: Davis & Elkins 110 41 Lake Erie 95 49

Cleveland St.

■ Loss,
 ■ Non-Conf,
 ■ S Site,
 ■ Home
 ■ A Away
 N Neutral

Coastal Caro.

Through Games Of Jan. 19, 2020

Average RPI Win:	235	WON-LOST	WINNING	LAST 10	STRENGTH OF	OPP. STRENGTH	TEAM	ADJ.	CONF.	ADJ CONF.
Average RPI Loss:	100	RECORD	PCT. RANK	GAMES	SCHEDULE	OF SCHEDULE	RPI	RPI	RPI	RPI
DIV. I ONLY	13- 2	19	9-1	315	205	109	109	22	22	
DIV. I NON-CONF.	8- 1	27	4-0	341	243	160	160	23	23	
TOTALS	RPI 1-25	RPI 26-50	W-L RECORDS	RPI 51-100	RPI 101-150	RPI 150+				
13- 2	0- 0	0- 0	OVERALL	0- 1	3- 1	10- 0				
6- 1	0- 0	0- 0	HOME	0- 0	2- 1	4- 0				
6- 1	0- 0	0- 0	AWAY	0- 1	0- 0	6- 0				
1- 0	0- 0	0- 0	NEUTRAL	0- 0	1- 0	0- 0				
8- 1	0- 0	0- 0	NON-CONFERENCE	0- 0	2- 1	6- 0				
4- 1	0- 0	0- 0	HOME	0- 0	1- 1	3- 0				
3- 0	0- 0	0- 0	AWAY	0- 0	0- 0	3- 0				
1- 0	0- 0	0- 0	NEUTRAL	0- 0	1- 0	0- 0				
5- 1	0- 0	0- 0	CONFERENCE	0- 1	1- 0	4- 0				
2- 0	0- 0	0- 0	HOME	0- 0	1- 0	1- 0				
3- 1	0- 0	0- 0	AWAY	0- 1	0- 0	3- 0				
0- 0	0- 0	0- 0	NEUTRAL	0- 0	0- 0	0- 0				

RPI 1-25				RPI 26-50				RPI 51-100				RPI 101+				Team's RPI: 109	
RPI	S	Opponent	Score	RPI	S	Opponent	Score	RPI	S	Opponent	Score	RPI	S	Opponent	Score		
								70	A	Troy	77	84	107	N	Elon	76	65
													116	H	UT Arlington	62	56
													119	H	UNC Greensboro	63	54
													130	H	Richmond	67	79
													201	A	Little Rock	68	48
													210	H	George Mason	74	59
													238	A	South Alabama	71	62
													239	A	UNCW	62	43
													270	A	Appalachian St.	80	53
													291	H	Texas St.	75	67
													292	H	Ark.-Pine Bluff	76	69
													298	A	Wofford	78	73
													328	A	Western Caro.	66	43
													350	H	South Carolina St.	85	44
LAST 10 Division I																	
				270	A	Appalachian St.	80 53	70	A	Troy	77	84					
				201	A	Little Rock	68 48	350	H	South Carolina St.	85	44					
				116	H	UT Arlington	62 56	107	N	Elon	76	65					
				291	H	Texas St.	75 67	239	A	UNCW	62	43					
				238	A	South Alabama	71 62	210	H	George Mason	74	59					

Non-Div I Games: UNC Pembroke 86 44 Wesleyan (GA) 132 32

Coastal Caro.

Loss, Non-Conf, S Site, H Home A Away N Neutral

Average RPI Win:	273	WON-LOST	WINNING	LAST 10	STRENGTH OF	OPP. STRENGTH	TEAM	ADJ.	CONF.	ADJ CONF.
Average RPI Loss:	146	RECORD	PCT. RANK	GAMES	SCHEDULE	OF SCHEDULE	RPI	RPI	RPI	RPI
DIV. I ONLY	8- 8	169	5-5	307	264	248	248	14	14	
DIV. I NON-CONF.	6- 4	122	3-1	347	322	283	283	13	13	
TOTALS	RPI 1-25	RPI 26-50	W-L RECORDS	RPI 51-100	RPI 101-150	RPI 150+				
8- 8	0- 0	0- 1	OVERALL	1- 1	0- 2	7- 4				
4- 4	0- 0	0- 1	HOME	1- 0	0- 1	3- 2				
4- 4	0- 0	0- 0	AWAY	0- 1	0- 1	4- 2				
0- 0	0- 0	0- 0	NEUTRAL	0- 0	0- 0	0- 0				
6- 4	0- 0	0- 0	NON-CONFERENCE	0- 1	0- 1	6- 2				
2- 2	0- 0	0- 0	HOME	0- 0	0- 1	2- 1				
4- 2	0- 0	0- 0	AWAY	0- 1	0- 0	4- 1				
0- 0	0- 0	0- 0	NEUTRAL	0- 0	0- 0	0- 0				
2- 4	0- 0	0- 1	CONFERENCE	1- 0	0- 1	1- 2				
2- 2	0- 0	0- 1	HOME	1- 0	0- 0	1- 1				
0- 2	0- 0	0- 0	AWAY	0- 0	0- 1	0- 1				
0- 0	0- 0	0- 0	NEUTRAL	0- 0	0- 0	0- 0				

RPI S	Opponent	Score	RPI S	Opponent	Score	RPI S	Opponent	Score	RPI S	Opponent	Score	Team's RPI: 248
41	H James Madison	53 87	59	A Wake Forest	50 106	107	A Elon	48 90	119	H UNC Greensboro	56 69	
			87	H Drexel	73 59	160	A William & Mary	60 85	176	H Towson	62 79	
						210	H George Mason	61 72	239	A High Point	79 70	
						252	H Delaware	84 73	265	A Winthrop	84 73	
						297	A Presbyterian	54 58	326	H N.C. Central	85 78	
						328	H Western Caro.	73 62	339	A Charleston So.	79 70	
						350	A South Carolina St.	76 55				
LAST 10 Division I												
41	H James Madison	53 87	87	H Drexel	73 59							
176	H Towson	62 79	328	H Western Caro.	73 62							
160	A William & Mary	60 85	339	A Charleston So.	79 70							
107	A Elon	48 90	119	H UNC Greensboro	56 69							
252	H Delaware	84 73	265	A Winthrop	84 73							

Non-Div I Games: Coker 82 57

Col. of Charleston

■ Loss,
 ■ Non-Conf, S Site,
 ■ Home
 ■ Away
 N Neutral

Average RPI Win:	240	WON-LOST	WINNING	LAST 10	STRENGTH OF	OPP. STRENGTH	TEAM	ADJ.	CONF.	ADJ CONF.
Average RPI Loss:	94	RECORD	PCT. RANK	GAMES	SCHEDULE	OF SCHEDULE	RPI	RPI	RPI	RPI
DIV. I ONLY	13- 4	44	8-2	283	132	89	89	15	15	
DIV. I NON-CONF.	8- 3	68	3-1	229	138	78	78	15	15	
TOTALS	RPI 1-25	RPI 26-50	W-L RECORDS	RPI 51-100	RPI 101-150	RPI 150+				
13- 4	0- 1	1- 0	OVERALL	0- 2	0- 0	12- 1				
8- 0	0- 0	1- 0	HOME	0- 0	0- 0	7- 0				
5- 4	0- 1	0- 0	AWAY	0- 2	0- 0	5- 1				
0- 0	0- 0	0- 0	NEUTRAL	0- 0	0- 0	0- 0				
8- 3	0- 1	1- 0	NON-CONFERENCE	0- 2	0- 0	7- 0				
5- 0	0- 0	1- 0	HOME	0- 0	0- 0	4- 0				
3- 3	0- 1	0- 0	AWAY	0- 2	0- 0	3- 0				
0- 0	0- 0	0- 0	NEUTRAL	0- 0	0- 0	0- 0				
5- 1	0- 0	0- 0	CONFERENCE	0- 0	0- 0	5- 1				
3- 0	0- 0	0- 0	HOME	0- 0	0- 0	3- 0				
2- 1	0- 0	0- 0	AWAY	0- 0	0- 0	2- 1				
0- 0	0- 0	0- 0	NEUTRAL	0- 0	0- 0	0- 0				

RPI 1-25				RPI 26-50				RPI 51-100 Team's RPI: 89				RPI 101+			
RPI	S	Opponent	Score	RPI	S	Opponent	Score	RPI	S	Opponent	Score	RPI	S	Opponent	Score
16	A	Northwestern	44 73	45	H	Yale	70 67	68	A	Alabama	52 72	152	A	Cornell	62 58
								98	A	Saint Louis	51 61	193	A	American	61 63
												196	A	Boston U.	70 61
												218	H	Niagara	85 72
												225	H	UMass Lowell	73 51
												237	H	Lafayette	73 52
												263	H	Army West Point	100 93
												268	H	Wagner	74 58
												271	H	Navy	80 55
												279	A	Loyola Maryland	76 74
												311	H	Siena	88 51
												324	A	NJIT	79 52
												330	A	Canisius	90 69
LAST 10 Division I															
196	A	Boston U.	70 61	193	A	American	61 63								
237	H	Lafayette	73 52	268	H	Wagner	74 58								
271	H	Navy	80 55	68	A	Alabama	52 72								
279	A	Loyola Maryland	76 74	311	H	Siena	88 51								
263	H	Army West Point	100 93	218	H	Niagara	85 72								

Non-Div I Games:

Colgate

■ Loss,
 ■ Non-Conf, S Site,
 ■ Home
 ■ Away
 N Neutral

Colorado

Through Games Of Jan. 19, 2020

Average RPI Win:	193	WON-LOST	WINNING	LAST 10	STRENGTH OF	OPP. STRENGTH	TEAM	ADJ.	CONF.	ADJ CONF.
Average RPI Loss:	34	RECORD	PCT. RANK	GAMES	SCHEDULE	OF SCHEDULE	RPI	RPI	RPI	RPI
DIV. I ONLY	13- 4	44	6-4	118	60	51	51	1	1	
DIV. I NON-CONF.	11- 0	1	4-0	292	152	55	55	1	1	
TOTALS	RPI 1-25	RPI 26-50	W-L RECORDS	RPI 51-100	RPI 101-150	RPI 150+				
13- 4	0- 3	0- 0	OVERALL	2- 0	3- 1	8- 0				
7- 2	0- 1	0- 0	HOME	2- 0	1- 1	4- 0				
5- 2	0- 2	0- 0	AWAY	0- 0	2- 0	3- 0				
1- 0	0- 0	0- 0	NEUTRAL	0- 0	0- 0	1- 0				
11- 0	0- 0	0- 0	NON-CONFERENCE	1- 0	2- 0	8- 0				
6- 0	0- 0	0- 0	HOME	1- 0	1- 0	4- 0				
4- 0	0- 0	0- 0	AWAY	0- 0	1- 0	3- 0				
1- 0	0- 0	0- 0	NEUTRAL	0- 0	0- 0	1- 0				
2- 4	0- 3	0- 0	CONFERENCE	1- 0	1- 1	0- 0				
1- 2	0- 1	0- 0	HOME	1- 0	0- 1	0- 0				
1- 2	0- 2	0- 0	AWAY	0- 0	1- 0	0- 0				
0- 0	0- 0	0- 0	NEUTRAL	0- 0	0- 0	0- 0				

RPI S	Opponent	Score	RPI S	Opponent	Score	RPI S	Opponent	Score	RPI S	Opponent	Score
7	H UCLA	62 65				76	H Southern California	66 53	112	A Utah	80 70
8	A Oregon	46 104				91	H Texas Southern	74 50	112	H Utah	69 84
10	A Oregon St.	60 72							127	A Tulane	62 52
									139	H Wisconsin	74 57
									159	N UAB	77 69
									217	A Wyoming	66 56
									219	A Xavier	62 53
									220	H Jacksonville	66 44
									257	A Colorado St.	79 75
									269	H Indiana St.	59 46
									295	H Denver	96 70
									324	H NJIT	80 57
LAST 10 Division I											
112	H Utah	69 84	112	A Utah	80 70						
7	H UCLA	62 65	127	A Tulane	62 52						
76	H Southern California	66 53	159	N UAB	77 69						
10	A Oregon St.	60 72	295	H Denver	96 70						
8	A Oregon	46 104	219	A Xavier	62 53						

Non-Div I Games:

Colorado

Loss, Non-Conf, S Site, H Home A Away N Neutral

Colorado Buffaloes 2010-11				Through Games Of Jan. 19, 2011						
Average RPI Win:	276	WON-LOST	WINNING	LAST 10	STRENGTH OF	OPP. STRENGTH	TEAM	ADJ.	CONF.	ADJ CONF.
Average RPI Loss:	149	RECORD	PCT. RANK	GAMES	SCHEDULE	OF SCHEDULE	RPI	RPI	RPI	RPI
DIV. I ONLY	7- 9	206	4-6	255	285	257	257	17	17	
DIV. I NON-CONF.	4- 5	195	1-2	271	295	265	265	24	24	
TOTALS	RPI 1-25	RPI 26-50	W-L RECORDS	RPI 51-100	RPI 101-150	RPI 150+				
7- 9	0- 0	0- 0	OVERALL	0- 3	0- 1	7- 5				
5- 4	0- 0	0- 0	HOME	0- 2	0- 0	5- 2				
2- 5	0- 0	0- 0	AWAY	0- 1	0- 1	2- 3				
0- 0	0- 0	0- 0	NEUTRAL	0- 0	0- 0	0- 0				
4- 5	0- 0	0- 0	NON-CONFERENCE	0- 2	0- 1	4- 2				
3- 2	0- 0	0- 0	HOME	0- 1	0- 0	3- 1				
1- 3	0- 0	0- 0	AWAY	0- 1	0- 1	1- 1				
0- 0	0- 0	0- 0	NEUTRAL	0- 0	0- 0	0- 0				
3- 4	0- 0	0- 0	CONFERENCE	0- 1	0- 0	3- 3				
2- 2	0- 0	0- 0	HOME	0- 1	0- 0	2- 1				
1- 2	0- 0	0- 0	AWAY	0- 0	0- 0	1- 2				
0- 0	0- 0	0- 0	NEUTRAL	0- 0	0- 0	0- 0				

RPI 1-25				RPI 26-50				RPI 51-100				RPI 101+				Team's RPI: 257	
RPI	S	Opponent	Score	RPI	S	Opponent	Score	RPI	S	Opponent	Score	RPI	S	Opponent	Score		
								51	H	Colorado	75 79	120	A	Idaho	54 61		
								71	A	Tennessee	41 79	154	H	San Jose St.	53 58		
								96	H	Boise St.	69 72	178	A	New Mexico	62 73		
												190	H	Northern Ill.	75 80		
												200	A	Northern Colo.	75 58		
												205	A	Tulsa	55 61		
												217	A	Wyoming	56 49		
												235	H	UC Riverside	52 40		
												272	A	San Diego St.	49 59		
												288	H	Nevada	75 70		
												310	H	Air Force	60 40		
												331	H	Incarnate Word	75 47		
												351	H	Mississippi Val.	65 46		
LAST 10 Division I																	
				310	H	Air Force	60 40	205	A	Tulsa	55 61						
				178	A	New Mexico	62 73	351	H	Mississippi Val.	65 46						
				154	H	San Jose St.	53 58	71	A	Tennessee	41 79						
				217	A	Wyoming	56 49	96	H	Boise St.	69 72						
				288	H	Nevada	75 70	272	A	San Diego St.	49 59						

Non-Div I Games:	Western St.	56	47	Chadron St.	102	51
------------------	-------------	----	----	-------------	-----	----

Colorado St.

Loss, Non-Conf, S Site, H Home A Away N Neutral

Average RPI Win:	225	WON-LOST	WINNING	LAST 10	STRENGTH OF	OPP. STRENGTH	TEAM	ADJ.	CONF.	ADJ CONF.
Average RPI Loss:	159	RECORD	PCT. RANK	GAMES	SCHEDULE	OF SCHEDULE	RPI	RPI	RPI	RPI
DIV. I ONLY	10- 4	64	9-1	303	175	153	153	8	8	
DIV. I NON-CONF.	9- 4	84	8-1	312	206	169	169	8	8	
TOTALS	RPI 1-25	RPI 26-50	W-L RECORDS	RPI 51-100	RPI 101-150	RPI 150+				
10- 4	0- 0	0- 0	OVERALL	1- 2	2- 0	7- 2				
7- 1	0- 0	0- 0	HOME	1- 0	1- 0	5- 1				
3- 3	0- 0	0- 0	AWAY	0- 2	1- 0	2- 1				
0- 0	0- 0	0- 0	NEUTRAL	0- 0	0- 0	0- 0				
9- 4	0- 0	0- 0	NON-CONFERENCE	1- 2	2- 0	6- 2				
6- 1	0- 0	0- 0	HOME	1- 0	1- 0	4- 1				
3- 3	0- 0	0- 0	AWAY	0- 2	1- 0	2- 1				
0- 0	0- 0	0- 0	NEUTRAL	0- 0	0- 0	0- 0				
1- 0	0- 0	0- 0	CONFERENCE	0- 0	0- 0	1- 0				
1- 0	0- 0	0- 0	HOME	0- 0	0- 0	1- 0				
0- 0	0- 0	0- 0	AWAY	0- 0	0- 0	0- 0				
0- 0	0- 0	0- 0	NEUTRAL	0- 0	0- 0	0- 0				

RPI 1-25			RPI 26-50			RPI 51-100			RPI 101+			Team's RPI: 153
RPI	S	Opponent	Score	RPI	S	Opponent	Score	RPI	S	Opponent	Score	
						63	A Vanderbilt	51	72	117	H Fordham	70 51
						77	A Buffalo	75	82	132	A Robert Morris	61 59
						86	H Davidson	63	60	152	H Cornell	76 66
										181	H Saint Joseph's	57 71
										232	H Georgetown	54 49
										263	A Army West Point	71 62
										283	H Milwaukee	74 46
										316	A Albany (NY)	78 82
										322	H Mercer	77 48
										324	H NJIT	99 43
										334	A Tennessee St.	75 65
LAST 10 Division I												
						152	H Cornell	76	66	86	H Davidson	63 60
						322	H Mercer	77	48	232	H Georgetown	54 49
						334	A Tennessee St.	75	65	283	H Milwaukee	74 46
						63	A Vanderbilt	51	72	263	A Army West Point	71 62
						324	H NJIT	99	43	132	A Robert Morris	61 59

Non-Div I Games:

Columbia

■ Loss,
 ■ Non-Conf,
 ■ S Site,
 ■ H Home
 ■ A Away
 N Neutral

Average RPI Win:	0	WON-LOST	WINNING	LAST 10	STRENGTH OF	OPP. STRENGTH	TEAM	ADJ.	CONF.	ADJ CONF.
Average RPI Loss:	177	RECORD	PCT. RANK	GAMES	SCHEDULE	OF SCHEDULE	RPI	RPI	RPI	RPI
DIV. I ONLY	0- 17	349	0-10	214	281	342	342	30	30	
DIV. I NON-CONF.	0- 12	338	0-5	158	202	327	327	31	31	
TOTALS	RPI 1-25	RPI 26-50	W-L RECORDS	RPI 51-100	RPI 101-150	RPI 150+				
0- 17	0- 0	0- 3	OVERALL	0- 2	0- 3	0- 9				
0- 5	0- 0	0- 0	HOME	0- 0	0- 1	0- 4				
0- 12	0- 0	0- 3	AWAY	0- 2	0- 2	0- 5				
0- 0	0- 0	0- 0	NEUTRAL	0- 0	0- 0	0- 0				
0- 12	0- 0	0- 3	NON-CONFERENCE	0- 2	0- 2	0- 5				
0- 2	0- 0	0- 0	HOME	0- 0	0- 0	0- 2				
0- 10	0- 0	0- 3	AWAY	0- 2	0- 2	0- 3				
0- 0	0- 0	0- 0	NEUTRAL	0- 0	0- 0	0- 0				
0- 5	0- 0	0- 0	CONFERENCE	0- 0	0- 1	0- 4				
0- 3	0- 0	0- 0	HOME	0- 0	0- 1	0- 2				
0- 2	0- 0	0- 0	AWAY	0- 0	0- 0	0- 2				
0- 0	0- 0	0- 0	NEUTRAL	0- 0	0- 0	0- 0				

RPI S	Opponent	Score	RPI S	Opponent	Score	RPI S	Opponent	Score	RPI S	Opponent	Score	Team's RPI: 342
26	A Rutgers	33 107	82	A South Dakota St.	41 94	102	H N.C. A&T	38 84	124	A Cincinnati	40 86	
29	A West Virginia	47 82	88	A Dayton	48 78	144	A George Washington	35 54	169	H Norfolk St.	48 85	
43	A South Dakota	44 82				185	A Bethune-Cookman	51 82	204	A La Salle	46 79	
						218	H Niagara	67 82	243	A Marshall	47 60	
						320	A UMBC	48 71	335	H Saint Peter's	57 82	
						349	A Florida A&M	48 58	350	H South Carolina St.	60 71	
LAST 10 Division I												
102	H N.C. A&T	38 84	88	A Dayton	48 78							
349	A Florida A&M	48 58	124	A Cincinnati	40 86							
185	A Bethune-Cookman	51 82	218	H Niagara	67 82							
169	H Norfolk St.	48 85	43	A South Dakota	44 82							
350	H South Carolina St.	60 71	82	A South Dakota St.	41 94							

Non-Div I Games:

Coppin St.

Average RPI Win: 264	WON-LOST	WINNING	LAST 10	STRENGTH OF	OPP. STRENGTH	TEAM	ADJ.	CONF.	ADJ CONF.
Average RPI Loss: 100	RECORD	PCT. RANK	GAMES	SCHEDULE	OF SCHEDULE	RPI	RPI	RPI	RPI
DIV. I ONLY	7- 6	155	6-4	153	226	152	152	8	8
DIV. I NON-CONF.	7- 5	130	6-3	185	231	144	144	8	8
TOTALS	RPI 1-25	RPI 26-50	W-L RECORDS	RPI 51-100	RPI 101-150	RPI 150+			
7- 6	0- 1	0- 1	OVERALL	0- 1	0- 1	7- 2			
3- 3	0- 0	0- 0	HOME	0- 1	0- 1	3- 1			
4- 3	0- 1	0- 1	AWAY	0- 0	0- 0	4- 1			
0- 0	0- 0	0- 0	NEUTRAL	0- 0	0- 0	0- 0			
7- 5	0- 1	0- 1	NON-CONFERENCE	0- 1	0- 1	7- 1			
3- 3	0- 0	0- 0	HOME	0- 1	0- 1	3- 1			
4- 2	0- 1	0- 1	AWAY	0- 0	0- 0	4- 0			
0- 0	0- 0	0- 0	NEUTRAL	0- 0	0- 0	0- 0			
0- 1	0- 0	0- 0	CONFERENCE	0- 0	0- 0	0- 1			
0- 0	0- 0	0- 0	HOME	0- 0	0- 0	0- 0			
0- 1	0- 0	0- 0	AWAY	0- 0	0- 0	0- 1			
0- 0	0- 0	0- 0	NEUTRAL	0- 0	0- 0	0- 0			

RPI 1-25				RPI 26-50				RPI 51-100				RPI 101+ Team's RPI: 152			
RPI	S	Opponent	Score	RPI	S	Opponent	Score	RPI	S	Opponent	Score	RPI	S	Opponent	Score
24	A	TCU	49 59	29	A	West Virginia	62 68	89	H	Colgate	58 62	105	H	Duquesne	62 72
												153	A	Columbia	66 76
												199	H	Binghamton	56 59
												218	H	Niagara	82 59
												225	A	UMass Lowell	70 56
												228	H	ETSU	71 43
												260	A	Delaware St.	77 51
												278	A	St. Bonaventure	70 42
												316	A	Albany (NY)	71 51
												324	H	NJIT	68 44
LAST 10 Division I															
153	A	Columbia	66 76	199	H	Binghamton	56 59								
228	H	ETSU	71 43	225	A	UMass Lowell	70 56								
29	A	West Virginia	62 68	260	A	Delaware St.	77 51								
278	A	St. Bonaventure	70 42	218	H	Niagara	82 59								
105	H	Duquesne	62 72	324	H	NJIT	68 44								

Non-Div I Games:

Cornell

■ Loss,
 ■ Non-Conf, S Site,
 ■ Home
 ■ Away
 N Neutral

Average RPI Win:	119	WON-LOST	WINNING	LAST 10	STRENGTH OF	OPP. STRENGTH	TEAM	ADJ.	CONF.	ADJ CONF.
Average RPI Loss:	38	RECORD	PCT. RANK	GAMES	SCHEDULE	OF SCHEDULE	RPI	RPI	RPI	RPI
DIV. I ONLY	12- 6	72	6-4	11	43	22	22	6	6	
DIV. I NON-CONF.	8- 3	68	2-1	11	51	8	8	6	6	
TOTALS	RPI 1-25	RPI 26-50	W-L RECORDS	RPI 51-100	RPI 101-150	RPI 150+				
12- 6	0- 1	4- 4	OVERALL	3- 1	2- 0	3- 0				
6- 1	0- 1	2- 0	HOME	1- 0	2- 0	1- 0				
4- 5	0- 0	1- 4	AWAY	1- 1	0- 0	2- 0				
2- 0	0- 0	1- 0	NEUTRAL	1- 0	0- 0	0- 0				
8- 3	0- 0	3- 3	NON-CONFERENCE	2- 0	1- 0	2- 0				
4- 0	0- 0	1- 0	HOME	1- 0	1- 0	1- 0				
2- 3	0- 0	1- 3	AWAY	0- 0	0- 0	1- 0				
2- 0	0- 0	1- 0	NEUTRAL	1- 0	0- 0	0- 0				
4- 3	0- 1	1- 1	CONFERENCE	1- 1	1- 0	1- 0				
2- 1	0- 1	1- 0	HOME	0- 0	1- 0	0- 0				
2- 2	0- 0	0- 1	AWAY	1- 1	0- 0	1- 0				
0- 0	0- 0	0- 0	NEUTRAL	0- 0	0- 0	0- 0				

RPI	S	Opponent	Score	RPI	S	Opponent	Score	RPI	S	Opponent	Score	RPI	S	Opponent	Score
13	H	DePaul	71 74	28	A	Arizona St.	55 70	57	N	Temple	69 59	110	H	Providence	72 63
				29	N	West Virginia	82 75	60	A	Seton Hall	70 82	134	H	Wichita St.	56 46
				38	A	Drake	53 63	82	H	South Dakota St.	61 48	232	A	Georgetown	65 56
				40	H	Marquette	72 62	85	A	Villanova	58 42	275	A	Omaha	67 54
				43	A	South Dakota	65 72					293	H	North Dakota St.	70 59
				46	A	St. John's (NY)	58 63								
				47	A	Nebraska	79 74								
				48	H	UNI	57 54								
LAST 10 Division I															
				46	A	St. John's (NY)	58 63	85	A	Villanova	58 42				
				60	A	Seton Hall	70 82	232	A	Georgetown	65 56				
				110	H	Providence	72 63	28	A	Arizona St.	55 70				
				13	H	DePaul	71 74	134	H	Wichita St.	56 46				
				40	H	Marquette	72 62	48	H	UNI	57 54				

Non-Div I Games:

Creighton

■ Loss,
 ■ Non-Conf,
 ■ S Site,
 ■ H Home
 ■ A Away
 N Neutral

Average RPI Win: 224	WON-LOST	WINNING	LAST 10	STRENGTH OF	OPP. STRENGTH	TEAM	ADJ.	CONF.	ADJ CONF.
Average RPI Loss: 167	RECORD	PCT. RANK	GAMES	SCHEDULE	OF SCHEDULE	RPI	RPI	RPI	RPI
DIV. I ONLY	7- 7	169	4-6	138	261	156	156	8	8
DIV. I NON-CONF.	6- 7	182	3-6	170	266	171	171	8	8
TOTALS	RPI 1-25	RPI 26-50	W-L RECORDS	RPI 51-100	RPI 101-150	RPI 150+			
7- 7	0- 1	0- 0	OVERALL	0- 2	1- 0	6- 4			
5- 1	0- 0	0- 0	HOME	0- 0	1- 0	4- 1			
2- 6	0- 1	0- 0	AWAY	0- 2	0- 0	2- 3			
0- 0	0- 0	0- 0	NEUTRAL	0- 0	0- 0	0- 0			
6- 7	0- 1	0- 0	NON-CONFERENCE	0- 2	0- 0	6- 4			
4- 1	0- 0	0- 0	HOME	0- 0	0- 0	4- 1			
2- 6	0- 1	0- 0	AWAY	0- 2	0- 0	2- 3			
0- 0	0- 0	0- 0	NEUTRAL	0- 0	0- 0	0- 0			
1- 0	0- 0	0- 0	CONFERENCE	0- 0	1- 0	0- 0			
1- 0	0- 0	0- 0	HOME	0- 0	1- 0	0- 0			
0- 0	0- 0	0- 0	AWAY	0- 0	0- 0	0- 0			
0- 0	0- 0	0- 0	NEUTRAL	0- 0	0- 0	0- 0			

RPI 1-25				RPI 26-50				RPI 51-100				RPI 101+ Team's RPI: 156			
RPI	S	Opponent	Score	RPI	S	Opponent	Score	RPI	S	Opponent	Score	RPI	S	Opponent	Score
16	A	Northwestern	37 79					77	A	Buffalo	49 73	141	H	Harvard	63 62
								95	A	Loyola Chicago	40 61	184	H	Merrimack	57 52
												196	A	Boston U.	56 74
												212	A	Manhattan	58 70
												225	A	UMass Lowell	62 51
												242	A	Fairfield	52 51
												246	H	Maine	57 41
												251	H	Vermont	72 55
												279	A	Loyola Maryland	56 72
												281	H	New Hampshire	66 47
												291	H	Texas St.	51 61
LAST 10 Division I															
141	H	Harvard	63 62	291	H	Texas St.	51 61	225	A	UMass Lowell	62 51				
279	A	Loyola Maryland	56 72	246	H	Maine	57 41	16	A	Northwestern	37 79				
77	A	Buffalo	49 73	95	A	Loyola Chicago	40 61								
196	A	Boston U.	56 74												
281	H	New Hampshire	66 47												

Non-Div I Games:

Dartmouth

■ Loss,
 ■ Non-Conf,
 ■ S Site,
 ■ H Home
 ■ A Away
 N Neutral

Average RPI Win: 203		WON-LOST	WINNING	LAST 10	STRENGTH OF	OPP. STRENGTH	TEAM	ADJ.	CONF.	ADJ CONF.
Average RPI Loss: 86		RECORD	PCT. RANK	GAMES	SCHEDULE	OF SCHEDULE	RPI	RPI	RPI	RPI
DIV. I ONLY		11- 6	88	7-3	192	105	86	86	12	12
DIV. I NON-CONF.		6- 6	164	2-3	245	117	152	152	12	12
TOTALS		RPI 1-25	RPI 26-50	W-L RECORDS	RPI 51-100	RPI 101-150	RPI 150+			
11- 6	0- 0		0- 2	OVERALL	1- 2	3- 1	7- 1			
5- 1	0- 0		0- 0	HOME	0- 1	3- 0	2- 0			
5- 5	0- 0		0- 2	AWAY	1- 1	0- 1	4- 1			
1- 0	0- 0		0- 0	NEUTRAL	0- 0	0- 0	1- 0			
6- 6	0- 0		0- 2	NON-CONFERENCE	0- 2	0- 1	6- 1			
2- 1	0- 0		0- 0	HOME	0- 1	0- 0	2- 0			
3- 5	0- 0		0- 2	AWAY	0- 1	0- 1	3- 1			
1- 0	0- 0		0- 0	NEUTRAL	0- 0	0- 0	1- 0			
5- 0	0- 0		0- 0	CONFERENCE	1- 0	3- 0	1- 0			
3- 0	0- 0		0- 0	HOME	0- 0	3- 0	0- 0			
2- 0	0- 0		0- 0	AWAY	1- 0	0- 0	1- 0			
0- 0	0- 0		0- 0	NEUTRAL	0- 0	0- 0	0- 0			

RPI 1-25				RPI 26-50				RPI 51-100				Team's RPI: 86				RPI 101+			
RPI	S	Opponent	Score	RPI	S	Opponent	Score	RPI	S	Opponent	Score	RPI	S	Opponent	Score	RPI	S	Opponent	Score
				30	A	Virginia Tech	68 88	62	H	Charlotte	64 75	117	H	Fordham	74 62				
				49	A	Duke	52 82	87	A	Drexel	63 74	136	A	Florida	50 55				
								98	A	Saint Louis	65 58	142	H	Rhode Island	79 67				
												144	H	George Washington	62 55				
												153	A	Columbia	60 63				
												210	A	George Mason	76 69				
												226	A	UMKC	74 64				
												228	A	ETSU	75 60				
												232	H	Georgetown	66 52				
												239	A	High Point	73 63				
												266	N	UC Irvine	78 72				
												328	H	Western Caro.	101 51				
LAST 10 Division I																			
				144	H	George Washington	62 55	136	A	Florida	50 55								
				210	A	George Mason	76 69	62	H	Charlotte	64 75								
				142	H	Rhode Island	79 67	153	A	Columbia	60 63								
				117	H	Fordham	74 62	239	A	High Point	73 63								
				98	A	Saint Louis	65 58	228	A	ETSU	75 60								

Non-Div I Games:	Newberry	75	46
------------------	----------	----	----

Davidson

■ Loss, ■ Non-Conf, S Site, H Home A Away N Neutral

Average RPI Win:	202	WON-LOST	WINNING	LAST 10	STRENGTH OF	OPP. STRENGTH	TEAM	ADJ.	CONF.	ADJ CONF.
Average RPI Loss:	46	RECORD	PCT. RANK	GAMES	SCHEDULE	OF SCHEDULE	RPI	RPI	RPI	RPI
DIV. I ONLY	12- 7	102	8-2	130	46	88	88	12	12	
DIV. I NON-CONF.	7- 7	164	3-2	127	17	131	131	12	12	
TOTALS	RPI 1-25	RPI 26-50	W-L RECORDS	RPI 51-100	RPI 101-150	RPI 150+				
12- 7	0- 4	0- 0	OVERALL	1- 2	3- 1	8- 0				
6- 2	0- 2	0- 0	HOME	1- 0	1- 0	4- 0				
4- 2	0- 1	0- 0	AWAY	0- 1	2- 0	2- 0				
2- 3	0- 1	0- 0	NEUTRAL	0- 1	0- 1	2- 0				
7- 7	0- 4	0- 0	NON-CONFERENCE	0- 2	1- 1	6- 0				
3- 2	0- 2	0- 0	HOME	0- 0	0- 0	3- 0				
2- 2	0- 1	0- 0	AWAY	0- 1	1- 0	1- 0				
2- 3	0- 1	0- 0	NEUTRAL	0- 1	0- 1	2- 0				
5- 0	0- 0	0- 0	CONFERENCE	1- 0	2- 0	2- 0				
3- 0	0- 0	0- 0	HOME	1- 0	1- 0	1- 0				
2- 0	0- 0	0- 0	AWAY	0- 0	1- 0	1- 0				
0- 0	0- 0	0- 0	NEUTRAL	0- 0	0- 0	0- 0				

RPI 1-25				RPI 26-50				RPI 51-100 Team's RPI: 88				RPI 101+			
RPI	S	Opponent	Score	RPI	S	Opponent	Score	RPI	S	Opponent	Score	RPI	S	Opponent	Score
3	H	South Carolina	49 75					59	N	Wake Forest	59 78	105	H	Duquesne	54 41
5	H	UConn	37 75					77	A	Buffalo	59 67	130	A	Richmond	65 51
9	N	Gonzaga	65 76					98	H	Saint Louis	48 47	140	A	Northeastern	71 60
23	A	Central Mich.	80 81									147	N	Auburn	74 76
												162	A	Toledo	60 42
												204	A	La Salle	98 58
												210	H	George Mason	59 55
												246	N	Maine	78 49
												255	H	Lipscomb	82 60
												262	N	East Carolina	94 68
												264	H	Morehead St.	58 41
												342	H	Coppin St.	78 48
LAST 10 Division I															
				98	H	Saint Louis	48 47	342	H	Coppin St.	78 48				
				105	H	Duquesne	54 41	262	N	East Carolina	94 68				
				130	A	Richmond	65 51	59	N	Wake Forest	59 78				
				210	H	George Mason	59 55	77	A	Buffalo	59 67				
				204	A	La Salle	98 58	264	H	Morehead St.	58 41				

Non-Div I Games:

Dayton

■ Loss,
■ Non-Conf,
■ S Site,
■ H Home
■ A Away
N Neutral

Average RPI Win:	128	WON-LOST	WINNING	LAST 10	STRENGTH OF	OPP. STRENGTH	TEAM	ADJ.	CONF.	ADJ CONF.
Average RPI Loss:	8	RECORD	PCT. RANK	GAMES	SCHEDULE	OF SCHEDULE	RPI	RPI	RPI	RPI
DIV. I ONLY	17- 2	10	9-1	38	22	13	13	6	6	
DIV. I NON-CONF.	10- 2	30	2-1	43	30	14	14	6	6	
TOTALS	RPI 1-25	RPI 26-50	W-L RECORDS	RPI 51-100	RPI 101-150	RPI 150+				
17- 2	2- 2	3- 0	OVERALL	3- 0	3- 0	6- 0				
9- 1	0- 1	3- 0	HOME	2- 0	0- 0	4- 0				
8- 1	2- 1	0- 0	AWAY	1- 0	3- 0	2- 0				
0- 0	0- 0	0- 0	NEUTRAL	0- 0	0- 0	0- 0				
10- 2	1- 2	1- 0	NON-CONFERENCE	2- 0	1- 0	5- 0				
6- 1	0- 1	1- 0	HOME	1- 0	0- 0	4- 0				
4- 1	1- 1	0- 0	AWAY	1- 0	1- 0	1- 0				
0- 0	0- 0	0- 0	NEUTRAL	0- 0	0- 0	0- 0				
7- 0	1- 0	2- 0	CONFERENCE	1- 0	2- 0	1- 0				
3- 0	0- 0	2- 0	HOME	1- 0	0- 0	0- 0				
4- 0	1- 0	0- 0	AWAY	0- 0	2- 0	1- 0				
0- 0	0- 0	0- 0	NEUTRAL	0- 0	0- 0	0- 0				

RPI 1-25				RPI 26-50				RPI 51-100				RPI 101+			
RPI	S	Opponent	Score	RPI	S	Opponent	Score	RPI	S	Opponent	Score	RPI	S	Opponent	Score
5	H	UConn	74 84	40	H	Marquette	89 71	60	H	Seton Hall	85 68	110	A	Providence	80 67
10	A	Oregon St.	77 98	46	H	St. John's (NY)	74 69	87	H	Drexel	81 57	114	A	Butler	80 65
16	A	Northwestern	70 68	50	H	Miami (FL)	89 83	95	A	Loyola Chicago	83 76	118	A	Notre Dame	105 94
22	A	Creighton	74 71									182	A	Green Bay	76 65
												188	H	Miami (OH)	98 79
												219	A	Xavier	91 68
												233	H	Arkansas St.	109 64
												283	H	Milwaukee	94 65
												314	H	Alabama St.	105 76
LAST 10 Division I															
114	A	Butler	80 65	110	A	Providence	80 67								
219	A	Xavier	91 68	40	H	Marquette	89 71								
46	H	St. John's (NY)	74 69	95	A	Loyola Chicago	83 76								
60	H	Seton Hall	85 68	5	H	UConn	74 84								
22	A	Creighton	74 71	314	H	Alabama St.	105 76								

Non-Div I Games:

DePaul

Delaware

Through Games Of Jan. 19, 2020

Average RPI Win:	209	WON-LOST	WINNING	LAST 10	STRENGTH OF	OPP. STRENGTH	TEAM	ADJ.	CONF.	ADJ CONF.
Average RPI Loss:	159	RECORD	PCT. RANK	GAMES	SCHEDULE	OF SCHEDULE	RPI	RPI	RPI	RPI
DIV. I ONLY	5- 11	267	3-7	230	121	252	252	14	14	
DIV. I NON-CONF.	4- 7	225	2-3	177	101	203	203	13	13	
TOTALS	RPI 1-25	RPI 26-50	W-L RECORDS	RPI 51-100	RPI 101-150	RPI 150+				
5- 11	0- 1	0- 0	OVERALL	0- 3	1- 2	4- 5				
2- 4	0- 0	0- 0	HOME	0- 0	0- 2	2- 2				
2- 7	0- 1	0- 0	AWAY	0- 3	1- 0	1- 3				
1- 0	0- 0	0- 0	NEUTRAL	0- 0	0- 0	1- 0				
4- 7	0- 1	0- 0	NON-CONFERENCE	0- 2	1- 1	3- 3				
1- 3	0- 0	0- 0	HOME	0- 0	0- 1	1- 2				
2- 4	0- 1	0- 0	AWAY	0- 2	1- 0	1- 1				
1- 0	0- 0	0- 0	NEUTRAL	0- 0	0- 0	1- 0				
1- 4	0- 0	0- 0	CONFERENCE	0- 1	0- 1	1- 2				
1- 1	0- 0	0- 0	HOME	0- 0	0- 1	1- 0				
0- 3	0- 0	0- 0	AWAY	0- 1	0- 0	0- 2				
0- 0	0- 0	0- 0	NEUTRAL	0- 0	0- 0	0- 0				

RPI 1-25				RPI 26-50				RPI 51-100				RPI 101+ Team's RPI: 252			
RPI	S	Opponent	Score	RPI	S	Opponent	Score	RPI	S	Opponent	Score	RPI	S	Opponent	Score
20	A	Maryland	55 99					61	A	UCF	49 75	132	A	Robert Morris	73 62
								62	A	Charlotte	57 61	140	H	Northeastern	62 72
								87	A	Drexel	59 63	144	H	George Washington	49 63
												165	N	Santa Clara	81 80
												210	H	George Mason	63 44
												223	A	Cal St. Fullerton	72 55
												239	A	UNCW	65 71
												241	A	Gardner-Webb	65 67
												246	H	Maine	56 69
												248	A	Col. of Charleston	73 84
												260	H	Delaware St.	64 67
												315	H	Hofstra	80 59
LAST 10 Division I															
87	A	Drexel	59 63	210	H	George Mason	63 44								
140	H	Northeastern	62 72	62	A	Charlotte	57 61								
315	H	Hofstra	80 59	241	A	Gardner-Webb	65 67								
248	A	Col. of Charleston	73 84	132	A	Robert Morris	73 62								
239	A	UNCW	65 71	144	H	George Washington	49 63								

Non-Div I Games:

Delaware

Loss, Non-Conf, S Site, H Home A Away N Neutral

Average RPI Win:	301	WON-LOST	WINNING	LAST 10	STRENGTH OF	OPP. STRENGTH	TEAM	ADJ.	CONF.	ADJ CONF.
Average RPI Loss:	140	RECORD	PCT. RANK	GAMES	SCHEDULE	OF SCHEDULE	RPI	RPI	RPI	RPI
DIV. I ONLY	4- 10	278	3-7	68	348	260	260	30	30	
DIV. I NON-CONF.	2- 9	304	1-6	38	346	252	252	31	31	
TOTALS	RPI 1-25	RPI 26-50	W-L RECORDS	RPI 51-100	RPI 101-150	RPI 150+				
4- 10	0- 0	0- 1	OVERALL	0- 2	0- 2	4- 5				
3- 7	0- 0	0- 0	HOME	0- 1	0- 2	3- 4				
1- 3	0- 0	0- 1	AWAY	0- 1	0- 0	1- 1				
0- 0	0- 0	0- 0	NEUTRAL	0- 0	0- 0	0- 0				
2- 9	0- 0	0- 1	NON-CONFERENCE	0- 2	0- 1	2- 5				
1- 6	0- 0	0- 0	HOME	0- 1	0- 1	1- 4				
1- 3	0- 0	0- 1	AWAY	0- 1	0- 0	1- 1				
0- 0	0- 0	0- 0	NEUTRAL	0- 0	0- 0	0- 0				
2- 1	0- 0	0- 0	CONFERENCE	0- 0	0- 1	2- 0				
2- 1	0- 0	0- 0	HOME	0- 0	0- 1	2- 0				
0- 0	0- 0	0- 0	AWAY	0- 0	0- 0	0- 0				
0- 0	0- 0	0- 0	NEUTRAL	0- 0	0- 0	0- 0				

RPI S	Opponent	Score	RPI S	Opponent	Score	RPI S	Opponent	Score	RPI S	Opponent	Score	Team's RPI: 260
41	A James Madison	64 83	81	A Boston College	69 109	90	H Rider	69 71	101	H Lehigh	38 68	
									102	H N.C. A&T	45 69	
									152	H Cornell	51 77	
									160	H William & Mary	52 73	
									186	H Cleveland St.	49 57	
									199	H Binghamton	66 75	
									252	A Delaware	67 64	
									286	A Longwood	62 78	
									290	H Morgan St.	69 61	
									326	H N.C. Central	64 54	
									335	H Saint Peter's	89 66	
LAST 10 Division I												
102	H N.C. A&T	45 69	41	A James Madison	64 83							
326	H N.C. Central	64 54	286	A Longwood	62 78							
290	H Morgan St.	69 61	335	H Saint Peter's	89 66							
90	H Rider	69 71	186	H Cleveland St.	49 57							
81	A Boston College	69 109	160	H William & Mary	52 73							

Non-Div I Games: Post 67 41 Georgian Court 69 48

Delaware St.

Loss, Non-Conf, S Site, H Home A Away N Neutral

Average RPI Win: 255	WON-LOST	WINNING	LAST 10	STRENGTH OF	OPP. STRENGTH	TEAM	ADJ.	CONF.	ADJ CONF.
Average RPI Loss: 174	RECORD	PCT. RANK	GAMES	SCHEDULE	OF SCHEDULE	RPI	RPI	RPI	RPI
DIV. I ONLY	7- 11	229	3-7	254	262	295	295	20	20
DIV. I NON-CONF.	5- 7	205	1-3	275	305	300	300	19	19
TOTALS	RPI 1-25	RPI 26-50	W-L RECORDS	RPI 51-100	RPI 101-150	RPI 150+			
7- 11	0- 0	0- 1	OVERALL	0- 2	0- 1	7- 7			
7- 4	0- 0	0- 0	HOME	0- 1	0- 0	7- 3			
0- 5	0- 0	0- 1	AWAY	0- 1	0- 0	0- 3			
0- 2	0- 0	0- 0	NEUTRAL	0- 0	0- 1	0- 1			
5- 7	0- 0	0- 0	NON-CONFERENCE	0- 1	0- 1	5- 5			
5- 2	0- 0	0- 0	HOME	0- 0	0- 0	5- 2			
0- 3	0- 0	0- 0	AWAY	0- 1	0- 0	0- 2			
0- 2	0- 0	0- 0	NEUTRAL	0- 0	0- 1	0- 1			
2- 4	0- 0	0- 1	CONFERENCE	0- 1	0- 0	2- 2			
2- 2	0- 0	0- 0	HOME	0- 1	0- 0	2- 1			
0- 2	0- 0	0- 1	AWAY	0- 0	0- 0	0- 1			
0- 0	0- 0	0- 0	NEUTRAL	0- 0	0- 0	0- 0			

RPI S	Opponent	Score	RPI S	Opponent	Score	RPI S	Opponent	Score	RPI S	Opponent	Score
			43 A	South Dakota	61 104	51 A	Colorado	70 96	129 N	Western Mich.	70 79
						82 H	South Dakota St.	79 86	192 H	North Dakota	82 90
									195 A	Lamar University	59 71
									197 H	Southern Utah	81 73
									198 N	Akron	72 88
									200 H	Northern Colo.	74 55
									216 A	Western Ill.	75 82
									217 H	Wyoming	71 57
									226 A	UMKC	79 83
									266 H	UC Irvine	83 75
									275 H	Omaha	66 60
									277 H	Alabama A&M	83 86
									293 H	North Dakota St.	91 82
									309 H	New Mexico St.	75 78
									337 H	Cal Poly	96 66
LAST 10 Division I											
			275 H	Omaha	66 60	293 H	North Dakota St.	91 82			
			216 A	Western Ill.	75 82	129 N	Western Mich.	70 79			
			82 H	South Dakota St.	79 86	198 N	Akron	72 88			
			43 A	South Dakota	61 104	197 H	Southern Utah	81 73			
			192 H	North Dakota	82 90	51 A	Colorado	70 96			

Non-Div I Games: Colo. Christian 89 49

Denver

Drake

Through Games Of Jan. 19, 2020

Average RPI Win:	152	WON-LOST	WINNING	LAST 10	STRENGTH OF	OPP. STRENGTH	TEAM	ADJ.	CONF.	ADJ CONF.
Average RPI Loss:	22	RECORD	PCT. RANK	GAMES	SCHEDULE	OF SCHEDULE	RPI	RPI	RPI	RPI
DIV. I ONLY	11- 5	69	7-3	73	3	38	38	7	7	
DIV. I NON-CONF.	7- 4	100	3-2	52	3	32	32	7	7	
TOTALS	RPI 1-25	RPI 26-50	W-L RECORDS	RPI 51-100	RPI 101-150	RPI 150+				
11- 5	1- 2	1- 3	OVERALL	3- 0	1- 0	5- 0				
7- 0	1- 0	1- 0	HOME	2- 0	0- 0	3- 0				
2- 4	0- 2	0- 2	AWAY	1- 0	0- 0	1- 0				
2- 1	0- 0	0- 1	NEUTRAL	0- 0	1- 0	1- 0				
7- 4	1- 1	0- 3	NON-CONFERENCE	2- 0	1- 0	3- 0				
4- 0	1- 0	0- 0	HOME	2- 0	0- 0	1- 0				
1- 3	0- 1	0- 2	AWAY	0- 0	0- 0	1- 0				
2- 1	0- 0	0- 1	NEUTRAL	0- 0	1- 0	1- 0				
4- 1	0- 1	1- 0	CONFERENCE	1- 0	0- 0	2- 0				
3- 0	0- 0	1- 0	HOME	0- 0	0- 0	2- 0				
1- 1	0- 1	0- 0	AWAY	1- 0	0- 0	0- 0				
0- 0	0- 0	0- 0	NEUTRAL	0- 0	0- 0	0- 0				

RPI 1-25				RPI 26-50				RPI 51-100				RPI 101+			
RPI	S	Opponent	Score	RPI	S	Opponent	Score	RPI	S	Opponent	Score	RPI	S	Opponent	Score
2	A	Missouri St.	67 69	27	A	Oklahoma	84 93	64	H	Iowa St.	86 81	147	N	Auburn	83 82
6	A	Iowa	67 79	33	N	Purdue	47 67	66	A	Southern Ill.	73 65	190	A	Northern Ill.	73 49
22	H	Creighton	63 53	43	A	South Dakota	94 102	82	H	South Dakota St.	74 67	216	H	Western Ill.	94 75
				48	H	UNI	104 87					246	N	Maine	94 62
												269	H	Indiana St.	105 65
												327	H	Evansville	108 44
LAST 10 Division I															
327	H	Evansville	108 44	190	A	Northern Ill.	73 49								
269	H	Indiana St.	105 65	6	A	Iowa	67 79								
66	A	Southern Ill.	73 65	27	A	Oklahoma	84 93								
2	A	Missouri St.	67 69	147	N	Auburn	83 82								
48	H	UNI	104 87	246	N	Maine	94 62								

Non-Div I Games: Waldorf 103 18

Drake

Loss, Non-Conf, S Site, H Home A Away N Neutral

Average RPI Win:	190	WON-LOST	WINNING	LAST 10	STRENGTH OF	OPP. STRENGTH	TEAM	ADJ.	CONF.	ADJ CONF.
Average RPI Loss:	105	RECORD	PCT. RANK	GAMES	SCHEDULE	OF SCHEDULE	RPI	RPI	RPI	RPI
DIV. I ONLY	11- 6	88	7-3	121	128	87	87	14	14	
DIV. I NON-CONF.	7- 5	130	3-2	50	106	69	69	13	13	
TOTALS	RPI 1-25	RPI 26-50	W-L RECORDS	RPI 51-100	RPI 101-150	RPI 150+				
11- 6	0- 1	0- 0	OVERALL	2- 2	2- 2	7- 1				
8- 1	0- 0	0- 0	HOME	2- 0	2- 1	4- 0				
3- 4	0- 1	0- 0	AWAY	0- 1	0- 1	3- 1				
0- 1	0- 0	0- 0	NEUTRAL	0- 1	0- 0	0- 0				
7- 5	0- 1	0- 0	NON-CONFERENCE	2- 2	1- 2	4- 0				
5- 1	0- 0	0- 0	HOME	2- 0	1- 1	2- 0				
2- 3	0- 1	0- 0	AWAY	0- 1	0- 1	2- 0				
0- 1	0- 0	0- 0	NEUTRAL	0- 1	0- 0	0- 0				
4- 1	0- 0	0- 0	CONFERENCE	0- 0	1- 0	3- 1				
3- 0	0- 0	0- 0	HOME	0- 0	1- 0	2- 0				
1- 1	0- 0	0- 0	AWAY	0- 0	0- 0	1- 1				
0- 0	0- 0	0- 0	NEUTRAL	0- 0	0- 0	0- 0				

RPI 1-25				RPI 26-50				RPI 51-100 Team's RPI: 87				RPI 101+			
RPI	S	Opponent	Score	RPI	S	Opponent	Score	RPI	S	Opponent	Score	RPI	S	Opponent	Score
13	A	DePaul	57 81					58	A	Bucknell	49 60	113	H	Pacific	51 58
								77	N	Buffalo	59 63	121	A	Penn	49 53
								85	H	Villanova	54 52	130	H	Richmond	58 52
								86	H	Davidson	74 63	140	H	Northeastern	50 41
												181	A	Saint Joseph's	62 52
												204	H	La Salle	69 31
												208	A	Quinnipiac	66 62
												239	A	UNCW	73 72
												246	H	Maine	70 57
												248	A	Col. of Charleston	59 73
												252	H	Delaware	63 59
												315	H	Hofstra	74 54
LAST 10 Division I															
252	H	Delaware	63 59	246	H	Maine	70 57								
315	H	Hofstra	74 54	121	A	Penn	49 53								
140	H	Northeastern	50 41	204	H	La Salle	69 31								
239	A	UNCW	73 72	58	A	Bucknell	49 60								
248	A	Col. of Charleston	59 73	85	H	Villanova	54 52								

Non-Div I Games:

Drexel

■ Loss,
■ Non-Conf,
■ S Site,
■ H Home
■ A Away
N Neutral

Average RPI Win:	136	WON-LOST	WINNING	LAST 10	STRENGTH OF	OPP. STRENGTH	TEAM	ADJ.	CONF.	ADJ CONF.
Average RPI Loss:	42	RECORD	PCT. RANK	GAMES	SCHEDULE	OF SCHEDULE	RPI	RPI	RPI	RPI
DIV. I ONLY	9- 9	169	3-7	6	35	49	49	5	5	
DIV. I NON-CONF.	6- 5	151	0-3	2	147	24	24	3	3	
TOTALS	RPI 1-25	RPI 26-50	W-L RECORDS	RPI 51-100	RPI 101-150	RPI 150+				
9- 9	0- 4	1- 3	OVERALL	3- 1	2- 0	3- 1				
8- 2	0- 1	1- 0	HOME	3- 1	2- 0	2- 0				
1- 7	0- 3	0- 3	AWAY	0- 0	0- 0	1- 1				
0- 0	0- 0	0- 0	NEUTRAL	0- 0	0- 0	0- 0				
6- 5	0- 3	0- 2	NON-CONFERENCE	2- 0	1- 0	3- 0				
5- 1	0- 1	0- 0	HOME	2- 0	1- 0	2- 0				
1- 4	0- 2	0- 2	AWAY	0- 0	0- 0	1- 0				
0- 0	0- 0	0- 0	NEUTRAL	0- 0	0- 0	0- 0				
3- 4	0- 1	1- 1	CONFERENCE	1- 1	1- 0	0- 1				
3- 1	0- 0	1- 0	HOME	1- 1	1- 0	0- 0				
0- 3	0- 1	0- 1	AWAY	0- 0	0- 0	0- 1				
0- 0	0- 0	0- 0	NEUTRAL	0- 0	0- 0	0- 0				

RPI 1-25				RPI 26-50				Team's RPI: 49				RPI 51-100				RPI 101+			
RPI	S	Opponent	Score	RPI	S	Opponent	Score	RPI	S	Opponent	Score	RPI	S	Opponent	Score	RPI	S	Opponent	Score
1	A	Louisville	55 60	30	H	Virginia Tech	72 67	59	H	Wake Forest	58 60	118	H	Notre Dame	50 47				
3	A	South Carolina	46 89	31	A	FGCU	56 78	70	H	Troy	99 85	121	H	Penn	66 50				
16	H	Northwestern	42 63	35	A	Virginia	63 66	81	H	Boston College	85 73	171	A	Clemson	58 62				
17	A	Texas A&M	58 79	47	A	Nebraska	79 83	86	H	Davidson	82 52	194	A	UNLV	57 45				
																239 H High Point 93 57			
																282 H Idaho St. 85 66			

Average RPI Win:	221	WON-LOST	WINNING	LAST 10	STRENGTH OF	OPP. STRENGTH	TEAM	ADJ.	CONF.	ADJ CONF.
Average RPI Loss:	93	RECORD	PCT. RANK	GAMES	SCHEDULE	OF SCHEDULE	RPI	RPI	RPI	RPI
DIV. I ONLY	12- 6	72	6-4	223	137	105	105	12	12	
DIV. I NON-CONF.	10- 3	60	4-1	256	179	87	87	12	12	
TOTALS	RPI 1-25	RPI 26-50	W-L RECORDS	RPI 51-100	RPI 101-150	RPI 150+				
12- 6	0- 0	0- 1	OVERALL	0- 2	0- 3	12- 0				
5- 2	0- 0	0- 0	HOME	0- 0	0- 2	5- 0				
7- 4	0- 0	0- 1	AWAY	0- 2	0- 1	7- 0				
0- 0	0- 0	0- 0	NEUTRAL	0- 0	0- 0	0- 0				
10- 3	0- 0	0- 1	NON-CONFERENCE	0- 1	0- 1	10- 0				
4- 1	0- 0	0- 0	HOME	0- 0	0- 1	4- 0				
6- 2	0- 0	0- 1	AWAY	0- 1	0- 0	6- 0				
0- 0	0- 0	0- 0	NEUTRAL	0- 0	0- 0	0- 0				
2- 3	0- 0	0- 0	CONFERENCE	0- 1	0- 2	2- 0				
1- 1	0- 0	0- 0	HOME	0- 0	0- 1	1- 0				
1- 2	0- 0	0- 0	AWAY	0- 1	0- 1	1- 0				
0- 0	0- 0	0- 0	NEUTRAL	0- 0	0- 0	0- 0				

RPI S	Opponent	Score	RPI S	Opponent	Score	RPI S	Opponent	Score	RPI S	Opponent	Score	Team's RPI: 105
44	A Oklahoma St.	41 84	57	A Temple	72 85	104	H Kent St.	75 77	123	H Massachusetts	77 81	
			88	A Dayton	41 54	144	A George Washington	60 65	152	A Cornell	72 62	
						162	H Toledo	79 74	181	A Saint Joseph's	58 51	
						198	A Akron	88 63	203	A Iona	76 74	
						204	H La Salle	82 56	212	A Manhattan	76 65	
						214	H Saint Francis (PA)	72 69	237	A Lafayette	73 65	
						245	H Kennesaw St.	75 72	302	A Pittsburgh	81 62	
						344	H Central Conn. St.	72 33				
LAST 10 Division I												
181	A Saint Joseph's	58 51	44	A Oklahoma St.	41 84	245	H Kennesaw St.	75 72				
88	A Dayton	41 54	214	H Saint Francis (PA)	72 69	152	A Cornell	72 62				
204	H La Salle	82 56	162	H Toledo	79 74							
144	A George Washington	60 65										
123	H Massachusetts	77 81										

Non-Div I Games:

Duquesne

■ Loss,
 ■ Non-Conf,
 ■ S Site,
 ■ H Home
 ■ A Away
 N Neutral

Average RPI Win:	201	WON-LOST	WINNING	LAST 10	STRENGTH OF	OPP. STRENGTH	TEAM	ADJ.	CONF.	ADJ CONF.
Average RPI Loss:	154	RECORD	PCT. RANK	GAMES	SCHEDULE	OF SCHEDULE	RPI	RPI	RPI	RPI
DIV. I ONLY	5- 13	282	3-7	89	307	228	228	23	23	
DIV. I NON-CONF.	4- 10	259	2-4	58	300	201	201	20	20	
TOTALS	RPI 1-25	RPI 26-50	W-L RECORDS	RPI 51-100	RPI 101-150	RPI 150+				
5- 13	0- 0	0- 1	OVERALL	1- 3	1- 3	3- 6				
2- 7	0- 0	0- 0	HOME	1- 2	0- 1	1- 4				
3- 6	0- 0	0- 1	AWAY	0- 1	1- 2	2- 2				
0- 0	0- 0	0- 0	NEUTRAL	0- 0	0- 0	0- 0				
4- 10	0- 0	0- 1	NON-CONFERENCE	1- 3	1- 1	2- 5				
2- 5	0- 0	0- 0	HOME	1- 2	0- 0	1- 3				
2- 5	0- 0	0- 1	AWAY	0- 1	1- 1	1- 2				
0- 0	0- 0	0- 0	NEUTRAL	0- 0	0- 0	0- 0				
1- 3	0- 0	0- 0	CONFERENCE	0- 0	0- 2	1- 1				
0- 2	0- 0	0- 0	HOME	0- 0	0- 1	0- 1				
1- 1	0- 0	0- 0	AWAY	0- 0	0- 1	1- 0				
0- 0	0- 0	0- 0	NEUTRAL	0- 0	0- 0	0- 0				

RPI 1-25				RPI 26-50				RPI 51-100				RPI 101+				Team's RPI: 228	
RPI	S	Opponent	Score	RPI	S	Opponent	Score	RPI	S	Opponent	Score	RPI	S	Opponent	Score		
				39	A	Georgia Tech	48 87	59	H	Wake Forest	67 60	102	A	N.C. A&T	69 80		
								70	A	Troy	61 79	108	A	Liberty	63 62		
								71	H	Tennessee	68 72	119	A	UNC Greensboro	47 63		
								86	H	Davidson	60 75	149	H	Furman	62 81		
												152	A	Cornell	43 71		
												186	H	Cleveland St.	54 62		
												231	H	UNC Asheville	54 72		
												238	H	South Alabama	65 60		
												239	A	High Point	62 80		
												259	H	Radford	43 67		
												270	A	Appalachian St.	67 61		
												298	H	Wofford	47 76		
												328	A	Western Caro.	62 57		
LAST 10 Division I																	
				298	H	Wofford	47 76	238	H	South Alabama	65 60						
				149	H	Furman	62 81	39	A	Georgia Tech	48 87						
				328	A	Western Caro.	62 57	70	A	Troy	61 79						
				119	A	UNC Greensboro	47 63	186	H	Cleveland St.	54 62						
				152	A	Cornell	43 71	59	H	Wake Forest	67 60						

Non-Div I Games: Converse 73 35

ETSU

■ Loss,
 ■ Non-Conf,
 ■ S Site,
 ■ H Home
 ■ A Away
 N Neutral

East Carolina

Through Games Of Jan. 19, 2020

Average RPI Win:	308	WON-LOST	WINNING	LAST 10	STRENGTH OF	OPP. STRENGTH	TEAM	ADJ.	CONF.	ADJ CONF.
Average RPI Loss:	112	RECORD	PCT. RANK	GAMES	SCHEDULE	OF SCHEDULE	RPI	RPI	RPI	RPI
DIV. I ONLY	3- 14	317	0-10	93	116	262	262	9	9	
DIV. I NON-CONF.	3- 10	282	0-6	85	156	243	243	9	9	
TOTALS	RPI 1-25	RPI 26-50	W-L RECORDS	RPI 51-100	RPI 101-150	RPI 150+				
3- 14	0- 1	0- 0	OVERALL	0- 6	0- 3	3- 4				
2- 6	0- 0	0- 0	HOME	0- 2	0- 1	2- 3				
1- 6	0- 0	0- 0	AWAY	0- 3	0- 2	1- 1				
0- 2	0- 1	0- 0	NEUTRAL	0- 1	0- 0	0- 0				
3- 10	0- 1	0- 0	NON-CONFERENCE	0- 5	0- 2	3- 2				
2- 4	0- 0	0- 0	HOME	0- 2	0- 0	2- 2				
1- 4	0- 0	0- 0	AWAY	0- 2	0- 2	1- 0				
0- 2	0- 1	0- 0	NEUTRAL	0- 1	0- 0	0- 0				
0- 4	0- 0	0- 0	CONFERENCE	0- 1	0- 1	0- 2				
0- 2	0- 0	0- 0	HOME	0- 0	0- 1	0- 1				
0- 2	0- 0	0- 0	AWAY	0- 1	0- 0	0- 1				
0- 0	0- 0	0- 0	NEUTRAL	0- 0	0- 0	0- 0				

RPI 1-25				RPI 26-50				RPI 51-100				RPI 101+ Team's RPI: 262			
RPI	S	Opponent	Score	RPI	S	Opponent	Score	RPI	S	Opponent	Score	RPI	S	Opponent	Score
16	N	Northwestern	45 64					53	H	Middle Tenn.	66 68	108	A	Liberty	66 81
								59	A	Wake Forest	53 76	134	H	Wichita St.	53 61
								61	A	UCF	55 91	138	A	VCU	40 53
								62	H	Charlotte	47 59	157	A	Houston	63 72
								83	A	Georgia	50 67	160	H	William & Mary	68 78
								88	N	Dayton	68 94	209	H	SMU	47 55
												234	H	Howard	51 67
												286	A	Longwood	64 61
												307	H	UMES	57 42
												332	H	USC Upstate	69 48
LAST 10 Division I															
157	A	Houston	63 72	88	N	Dayton	68 94	16	N	Northwestern	45 64	234	H	Howard	51 67
134	H	Wichita St.	53 61	16	N	Northwestern	45 64	108	A	Liberty	66 81	59	A	Wake Forest	53 76
209	H	SMU	47 55	234	H	Howard	51 67								
61	A	UCF	55 91												
83	A	Georgia	50 67												

Non-Div I Games:

East Carolina

Loss, Non-Conf, S Site, H Home A Away N Neutral

Average RPI Win:	286	WON-LOST	WINNING	LAST 10	STRENGTH OF	OPP. STRENGTH	TEAM	ADJ.	CONF.	ADJ CONF.
Average RPI Loss:	158	RECORD	PCT. RANK	GAMES	SCHEDULE	OF SCHEDULE	RPI	RPI	RPI	RPI
DIV. I ONLY	9- 7	139	6-4	342	211	250	250	18	18	
DIV. I NON-CONF.	5- 5	164	2-2	345	164	297	297	21	21	
TOTALS	RPI 1-25	RPI 26-50	W-L RECORDS	RPI 51-100	RPI 101-150	RPI 150+				
9- 7	0- 0	0- 0	OVERALL	0- 2	0- 2	9- 3				
2- 4	0- 0	0- 0	HOME	0- 1	0- 1	2- 2				
6- 3	0- 0	0- 0	AWAY	0- 1	0- 1	6- 1				
1- 0	0- 0	0- 0	NEUTRAL	0- 0	0- 0	1- 0				
5- 5	0- 0	0- 0	NON-CONFERENCE	0- 1	0- 1	5- 3				
1- 3	0- 0	0- 0	HOME	0- 1	0- 0	1- 2				
3- 2	0- 0	0- 0	AWAY	0- 0	0- 1	3- 1				
1- 0	0- 0	0- 0	NEUTRAL	0- 0	0- 0	1- 0				
4- 2	0- 0	0- 0	CONFERENCE	0- 1	0- 1	4- 0				
1- 1	0- 0	0- 0	HOME	0- 0	0- 1	1- 0				
3- 1	0- 0	0- 0	AWAY	0- 1	0- 0	3- 0				
0- 0	0- 0	0- 0	NEUTRAL	0- 0	0- 0	0- 0				

RPI 1-25			RPI 26-50			RPI 51-100			RPI 101+			Team's RPI: 250
RPI	S	Opponent	Score	RPI	S	Opponent	Score	RPI	S	Opponent	Score	
						84 A Belmont	45 69	139 A Wisconsin		55 63		
						95 H Loyola Chicago	51 67	145 H Tennessee Tech		62 75		
								183 H Valparaiso		66 78		
								190 A Northern Ill.		48 61		
								216 N Western Ill.		60 52		
								255 A Lipscomb		66 56		
								258 A Eastern Ky.		83 63		
								264 A Morehead St.		57 51		
								269 H Indiana St.		57 59		
								275 H Omaha		65 52		
								306 H Jacksonville St.		55 52		
								327 A Evansville		90 44		
								334 A Tennessee St.		73 52		
								340 A UIC		80 45		
LAST 10 Division I												
145 H Tennessee Tech		62 75	334 A Tennessee St.		73 52							
306 H Jacksonville St.		55 52	183 H Valparaiso		66 78							
264 A Morehead St.		57 51	216 N Western Ill.		60 52							
258 A Eastern Ky.		83 63	190 A Northern Ill.		48 61							
84 A Belmont		45 69	275 H Omaha		65 52							

Non-Div I Games: Lindenwood (MO) 88 66

Eastern Ill.

■ Loss,
 ■ Non-Conf,
 ■ S Site,
 ■ H Home
 ■ A Away
 N Neutral

Average RPI Win:	256	WON-LOST	WINNING	LAST 10	STRENGTH OF	OPP. STRENGTH	TEAM	ADJ.	CONF.	ADJ CONF.
Average RPI Loss:	152	RECORD	PCT. RANK	GAMES	SCHEDULE	OF SCHEDULE	RPI	RPI	RPI	RPI
DIV. I ONLY	7- 9	206	3-7	296	206	258	258	18	18	
DIV. I NON-CONF.	5- 5	164	1-3	266	102	188	188	21	21	
TOTALS	RPI 1-25	RPI 26-50	W-L RECORDS	RPI 51-100	RPI 101-150	RPI 150+				
7- 9	0- 0	0- 0	OVERALL	0- 3	0- 2	7- 4				
3- 5	0- 0	0- 0	HOME	0- 0	0- 1	3- 4				
4- 4	0- 0	0- 0	AWAY	0- 3	0- 1	4- 0				
0- 0	0- 0	0- 0	NEUTRAL	0- 0	0- 0	0- 0				
5- 5	0- 0	0- 0	NON-CONFERENCE	0- 2	0- 1	5- 2				
2- 2	0- 0	0- 0	HOME	0- 0	0- 0	2- 2				
3- 3	0- 0	0- 0	AWAY	0- 2	0- 1	3- 0				
0- 0	0- 0	0- 0	NEUTRAL	0- 0	0- 0	0- 0				
2- 4	0- 0	0- 0	CONFERENCE	0- 1	0- 1	2- 2				
1- 3	0- 0	0- 0	HOME	0- 0	0- 1	1- 2				
1- 1	0- 0	0- 0	AWAY	0- 1	0- 0	1- 0				
0- 0	0- 0	0- 0	NEUTRAL	0- 0	0- 0	0- 0				

RPI 1-25			RPI 26-50			RPI 51-100			RPI 101+			Team's RPI: 258
RPI	S	Opponent	Score	RPI	S	Opponent	Score	RPI	S	Opponent	Score	
						55 A IUPUI	42 72	114 A Butler		41 73		
						63 A Vanderbilt	69 75	145 H Tennessee Tech		42 60		
						84 A Belmont	48 68	161 H Youngstown St.		63 72		
								170 A Memphis		63 60		
								188 H Miami (OH)		57 75		
								202 H Chattanooga		71 65		
								219 A Xavier		56 55		
								224 H Northern Ky.		69 62		
								250 H Eastern Ill.		63 83		
								306 H Jacksonville St.		33 43		
								322 A Mercer		61 60		
								323 H SIUE		49 46		
								334 A Tennessee St.		61 55		
LAST 10 Division I												
334 A		Tennessee St.	61 55	145 H		Tennessee Tech	42 60					
84 A		Belmont	48 68	55 A		IUPUI	42 72					
323 H		SIUE	49 46	63 A		Vanderbilt	69 75					
250 H		Eastern Ill.	63 83	219 A		Xavier	56 55					
306 H		Jacksonville St.	33 43	161 H		Youngstown St.	63 72					

Non-Div I Games: Alice Lloyd 102 65

Eastern Ky.

■ Loss,
■ Non-Conf,
■ S Site,
■ H Home
■ A Away
N Neutral

Average RPI Win:	236	WON-LOST	WINNING	LAST 10	STRENGTH OF	OPP. STRENGTH	TEAM	ADJ.	CONF.	ADJ CONF.
Average RPI Loss:	109	RECORD	PCT. RANK	GAMES	SCHEDULE	OF SCHEDULE	RPI	RPI	RPI	RPI
DIV. I ONLY	7- 8	198	6-4	170	217	174	174	10	10	
DIV. I NON-CONF.	4- 6	212	3-2	231	272	232	232	10	10	
TOTALS	RPI 1-25	RPI 26-50	W-L RECORDS	RPI 51-100	RPI 101-150	RPI 150+				
7- 8	0- 0	0- 0	OVERALL	0- 5	1- 1	6- 2				
4- 2	0- 0	0- 0	HOME	0- 2	0- 0	4- 0				
3- 6	0- 0	0- 0	AWAY	0- 3	1- 1	2- 2				
0- 0	0- 0	0- 0	NEUTRAL	0- 0	0- 0	0- 0				
4- 6	0- 0	0- 0	NON-CONFERENCE	0- 3	0- 1	4- 2				
2- 2	0- 0	0- 0	HOME	0- 2	0- 0	2- 0				
2- 4	0- 0	0- 0	AWAY	0- 1	0- 1	2- 2				
0- 0	0- 0	0- 0	NEUTRAL	0- 0	0- 0	0- 0				
3- 2	0- 0	0- 0	CONFERENCE	0- 2	1- 0	2- 0				
2- 0	0- 0	0- 0	HOME	0- 0	0- 0	2- 0				
1- 2	0- 0	0- 0	AWAY	0- 2	1- 0	0- 0				
0- 0	0- 0	0- 0	NEUTRAL	0- 0	0- 0	0- 0				

RPI 1-25			RPI 26-50			RPI 51-100			RPI 101+			Team's RPI: 174
RPI	S	Opponent	Score	RPI	S	Opponent	Score	RPI	S	Opponent	Score	
						56	H Michigan	38	57	104	A Kent St.	74 69
						66	H Southern Ill.	54	85	134	A Wichita St.	52 63
						77	A Buffalo	63	66	161	A Youngstown St.	77 79
						80	A Ball St.	54	59	168	H Southeast Mo. St.	69 64
						99	A Michigan St.	50	85	188	H Miami (OH)	80 53
										199	A Binghamton	67 78
										213	H Bowling Green	78 61
										312	A Detroit Mercy	84 70
										329	H Purdue Fort Wayne	64 40
										340	A UIC	68 59
LAST 10 Division I												
						77	A Buffalo	63	66	312	A Detroit Mercy	84 70
						188	H Miami (OH)	80	53	340	A UIC	68 59
						80	A Ball St.	54	59	329	H Purdue Fort Wayne	64 40
						104	A Kent St.	74	69	134	A Wichita St.	52 63
						213	H Bowling Green	78	61	199	A Binghamton	67 78

Non-Div I Games: Olivet 95 38

Eastern Mich.

■ Loss,
 ■ Non-Conf,
 ■ S Site,
 ■ H Home
 ■ A Away
 N Neutral

Average RPI Win:	300	WON-LOST	WINNING	LAST 10	STRENGTH OF	OPP. STRENGTH	TEAM	ADJ.	CONF.	ADJ CONF.
Average RPI Loss:	137	RECORD	PCT. RANK	GAMES	SCHEDULE	OF SCHEDULE	RPI	RPI	RPI	RPI
DIV. I ONLY	1- 13	342	1-9	57	209	289	289	21	21	
DIV. I NON-CONF.	0- 8	338	0-4	7	196	235	235	17	17	
TOTALS	RPI 1-25	RPI 26-50	W-L RECORDS	RPI 51-100	RPI 101-150	RPI 150+				
1- 13	0- 2	0- 0	OVERALL	0- 2	0- 3	1- 6				
1- 4	0- 0	0- 0	HOME	0- 1	0- 1	1- 2				
0- 8	0- 2	0- 0	AWAY	0- 0	0- 2	0- 4				
0- 1	0- 0	0- 0	NEUTRAL	0- 1	0- 0	0- 0				
0- 8	0- 2	0- 0	NON-CONFERENCE	0- 2	0- 1	0- 3				
0- 2	0- 0	0- 0	HOME	0- 1	0- 0	0- 1				
0- 5	0- 2	0- 0	AWAY	0- 0	0- 1	0- 2				
0- 1	0- 0	0- 0	NEUTRAL	0- 1	0- 0	0- 0				
1- 5	0- 0	0- 0	CONFERENCE	0- 0	0- 2	1- 3				
1- 2	0- 0	0- 0	HOME	0- 0	0- 1	1- 1				
0- 3	0- 0	0- 0	AWAY	0- 0	0- 1	0- 2				
0- 0	0- 0	0- 0	NEUTRAL	0- 0	0- 0	0- 0				

RPI 1-25				RPI 26-50				RPI 51-100				RPI 101+ Team's RPI: 289			
RPI	S	Opponent	Score	RPI	S	Opponent	Score	RPI	S	Opponent	Score	RPI	S	Opponent	Score
4	A	Stanford	27 92					72	N	Bradley	46 66	111	H	Montana St.	85 89
9	A	Gonzaga	44 84					96	H	Boise St.	61 63	112	A	Utah	49 87
												120	A	Idaho	60 69
												154	A	San Jose St.	66 84
												164	A	Montana	54 92
												172	A	Portland St.	58 75
												226	A	UMKC	55 66
												261	H	Pepperdine	52 53
												282	H	Idaho St.	47 67
												300	H	Weber St.	63 53
LAST 10 Division I															
				111	H	Montana St.	85 89	300	H	Weber St.	63 53				
				120	A	Idaho	60 69	72	N	Bradley	46 66				
				164	A	Montana	54 92	226	A	UMKC	55 66				
				172	A	Portland St.	58 75	96	H	Boise St.	61 63				
				282	H	Idaho St.	47 67	261	H	Pepperdine	52 53				

Non-Div I Games: Northwest Chrst. 81 62

Eastern Wash.

■ Loss,
 ■ Non-Conf,
 ■ S Site,
 ■ H Home
 ■ A Away
 N Neutral

Average RPI Win:	240	WON-LOST	WINNING	LAST 10	STRENGTH OF	OPP. STRENGTH	TEAM	ADJ.	CONF.	ADJ CONF.
Average RPI Loss:	71	RECORD	PCT. RANK	GAMES	SCHEDULE	OF SCHEDULE	RPI	RPI	RPI	RPI
DIV. I ONLY	8- 8	169	5-5	80	163	107	107	14	14	
DIV. I NON-CONF.	4- 6	212	1-3	34	201	111	111	13	13	
TOTALS	RPI 1-25	RPI 26-50	W-L RECORDS	RPI 51-100	RPI 101-150	RPI 150+				
8- 8	0- 1	0- 1	OVERALL	0- 4	1- 2	7- 0				
4- 1	0- 0	0- 0	HOME	0- 1	0- 0	4- 0				
4- 5	0- 1	0- 1	AWAY	0- 2	1- 1	3- 0				
0- 2	0- 0	0- 0	NEUTRAL	0- 1	0- 1	0- 0				
4- 6	0- 1	0- 0	NON-CONFERENCE	0- 4	1- 1	3- 0				
2- 1	0- 0	0- 0	HOME	0- 1	0- 0	2- 0				
2- 3	0- 1	0- 0	AWAY	0- 2	1- 0	1- 0				
0- 2	0- 0	0- 0	NEUTRAL	0- 1	0- 1	0- 0				
4- 2	0- 0	0- 1	CONFERENCE	0- 0	0- 1	4- 0				
2- 0	0- 0	0- 0	HOME	0- 0	0- 0	2- 0				
2- 2	0- 0	0- 1	AWAY	0- 0	0- 1	2- 0				
0- 0	0- 0	0- 0	NEUTRAL	0- 0	0- 0	0- 0				

RPI 1-25				RPI 26-50				RPI 51-100				RPI 101+ Team's RPI: 107			
RPI	S	Opponent	Score	RPI	S	Opponent	Score	RPI	S	Opponent	Score	RPI	S	Opponent	Score
14	A	NC State	49 62	41	A	James Madison	48 61	55	N	IUPUI	53 59	109	N	Coastal Caro.	65 76
								59	H	Wake Forest	57 69	140	A	Northeastern	65 68
								74	A	North Carolina	46 76	149	A	Furman	87 76
								79	A	Marist	55 63	176	A	Towson	74 61
												194	A	UNLV	50 44
												239	H	UNCW	77 53
												248	H	Col. of Charleston	90 48
												270	H	Appalachian St.	67 66
												315	A	Hofstra	69 56
												328	H	Western Caro.	68 24
LAST 10 Division I															
315	A	Hofstra	69 56	176	A	Towson	74 61								
140	A	Northeastern	65 68	149	A	Furman	87 76								
239	H	UNCW	77 53	109	N	Coastal Caro.	65 76								
248	H	Col. of Charleston	90 48	14	A	NC State	49 62								
41	A	James Madison	48 61	55	N	IUPUI	53 59								

Non-Div I Games: Newberry 73 53

Elon

■ Loss,
 ■ Non-Conf,
 ■ S Site,
 ■ Home
 ■ A Away
 N Neutral

Evansville

Through Games Of Jan. 19, 2020

Average RPI Win:	295	WON-LOST	WINNING	LAST 10	STRENGTH OF	OPP. STRENGTH	TEAM	ADJ.	CONF.	ADJ CONF.
Average RPI Loss:	162	RECORD	PCT. RANK	GAMES	SCHEDULE	OF SCHEDULE	RPI	RPI	RPI	RPI
DIV. I ONLY	2- 14	333	1-9	205	294	327	327	7	7	
DIV. I NON-CONF.	2- 8	295	1-3	338	335	345	345	7	7	
TOTALS	RPI 1-25	RPI 26-50	W-L RECORDS	RPI 51-100	RPI 101-150	RPI 150+				
2- 14	0- 0	0- 2	OVERALL	0- 3	0- 1	2- 8				
2- 4	0- 0	0- 0	HOME	0- 1	0- 0	2- 3				
0- 10	0- 0	0- 2	AWAY	0- 2	0- 1	0- 5				
0- 0	0- 0	0- 0	NEUTRAL	0- 0	0- 0	0- 0				
2- 8	0- 0	0- 0	NON-CONFERENCE	0- 0	0- 1	2- 7				
2- 2	0- 0	0- 0	HOME	0- 0	0- 0	2- 2				
0- 6	0- 0	0- 0	AWAY	0- 0	0- 1	0- 5				
0- 0	0- 0	0- 0	NEUTRAL	0- 0	0- 0	0- 0				
0- 6	0- 0	0- 2	CONFERENCE	0- 3	0- 0	0- 1				
0- 2	0- 0	0- 0	HOME	0- 1	0- 0	0- 1				
0- 4	0- 0	0- 2	AWAY	0- 2	0- 0	0- 0				
0- 0	0- 0	0- 0	NEUTRAL	0- 0	0- 0	0- 0				

RPI 1-25				RPI 26-50				RPI 51-100				RPI 101+				Team's RPI: 327	
RPI	S	Opponent	Score	RPI	S	Opponent	Score	RPI	S	Opponent	Score	RPI	S	Opponent	Score		
				38	A	Drake	44 108	72	A	Bradley	51 82	135	A	Illinois	44 59		
				48	A	UNI	60 76	78	A	Illinois St.	58 81	151	A	Austin Peay	64 80		
								95	H	Loyola Chicago	61 71	168	A	Southeast Mo. St.	60 83		
												183	H	Valparaiso	66 88		
												188	A	Miami (OH)	64 72		
												207	H	Murray St.	59 61		
												243	H	Marshall	66 62		
												250	H	Eastern Ill.	44 90		
												323	A	SIUE	74 85		
												329	A	Purdue Fort Wayne	64 67		
												346	H	Chicago St.	76 42		
LAST 10 Division I																	
				38	A	Drake	44 108	72	A	Bradley	51 82						
				48	A	UNI	60 76	188	A	Miami (OH)	64 72						
				183	H	Valparaiso	66 88	346	H	Chicago St.	76 42						
				95	H	Loyola Chicago	61 71	135	A	Illinois	44 59						
				78	A	Illinois St.	58 81	329	A	Purdue Fort Wayne	64 67						

Non-Div I Games: Brescia 77 61

Evansville

Loss, Non-Conf, S Site, H Home A Away N Neutral

Average RPI Win:	156	WON-LOST	WINNING	LAST 10	STRENGTH OF	OPP. STRENGTH	TEAM	ADJ.	CONF.	ADJ CONF.
Average RPI Loss:	23	RECORD	PCT. RANK	GAMES	SCHEDULE	OF SCHEDULE	RPI	RPI	RPI	RPI
DIV. I ONLY	15- 2	16	9-1	134	50	31	31	16	16	
DIV. I NON-CONF.	10- 2	30	4-1	106	14	28	28	16	16	
TOTALS	RPI 1-25	RPI 26-50	W-L RECORDS	RPI 51-100	RPI 101-150	RPI 150+				
15- 2	0- 2	1- 0	OVERALL	5- 0	2- 0	7- 0				
5- 1	0- 1	1- 0	HOME	1- 0	1- 0	2- 0				
6- 1	0- 1	0- 0	AWAY	2- 0	0- 0	4- 0				
4- 0	0- 0	0- 0	NEUTRAL	2- 0	1- 0	1- 0				
10- 2	0- 2	1- 0	NON-CONFERENCE	4- 0	1- 0	4- 0				
3- 1	0- 1	1- 0	HOME	1- 0	0- 0	1- 0				
3- 1	0- 1	0- 0	AWAY	1- 0	0- 0	2- 0				
4- 0	0- 0	0- 0	NEUTRAL	2- 0	1- 0	1- 0				
5- 0	0- 0	0- 0	CONFERENCE	1- 0	1- 0	3- 0				
2- 0	0- 0	0- 0	HOME	0- 0	1- 0	1- 0				
3- 0	0- 0	0- 0	AWAY	1- 0	0- 0	2- 0				
0- 0	0- 0	0- 0	NEUTRAL	0- 0	0- 0	0- 0				

RPI 1-25				RPI 26-50				Team's RPI: 31				RPI 51-100				RPI 101+			
RPI	S	Opponent	Score	RPI	S	Opponent	Score	RPI	S	Opponent	Score	RPI	S	Opponent	Score	RPI	S	Opponent	Score
21	A	Princeton	53 67	49	H	Duke	78 56	57	A	Temple	93 67	108	H	Liberty	64 57				
25	H	LSU	63 74					61	H	UCF	72 50	118	N	Notre Dame	69 60				
								82	N	South Dakota St.	71 70	157	A	Houston	57 45				
								94	A	North Florida	72 50	166	A	North Ala.	74 63				
								97	N	South Fla.	81 77	214	N	Saint Francis (PA)	97 64				
												230	A	Stetson	89 47				
												255	H	Lipscomb	82 56				
												308	A	FIU	100 54				
												344	H	Central Conn. St.	94 60				
LAST 10 Division I																			
166	A	North Ala.	74 63	49	H	Duke	78 56	57	A	Temple	93 67								
94	A	North Florida	72 50					25	H	LSU	63 74								
230	A	Stetson	89 47					344	H	Central Conn. St.	94 60								
108	H	Liberty	64 57					157	A	Houston	57 45								
255	H	Lipscomb	82 56																

Non-Div I Games: Webber Int'l 99 48 Fla. Memorial 91 47 Johnson & Wales (FL89 56

FGCU

Loss, Non-Conf, S Site, H Home A Away N Neutral

Average RPI Win:	309	WON-LOST	WINNING	LAST 10	STRENGTH OF	OPP. STRENGTH	TEAM	ADJ.	CONF.	ADJ CONF.
Average RPI Loss:	172	RECORD	PCT. RANK	GAMES	SCHEDULE	OF SCHEDULE	RPI	RPI	RPI	RPI
DIV. I ONLY	4- 13	296	2-8	243	273	308	308	13	13	
DIV. I NON-CONF.	3- 8	268	1-3	288	321	322	322	14	14	
TOTALS	RPI 1-25	RPI 26-50	W-L RECORDS	RPI 51-100	RPI 101-150	RPI 150+				
4- 13	0- 0	0- 1	OVERALL	0- 2	0- 1	4- 9				
2- 8	0- 0	0- 1	HOME	0- 1	0- 1	2- 5				
2- 5	0- 0	0- 0	AWAY	0- 1	0- 0	2- 4				
0- 0	0- 0	0- 0	NEUTRAL	0- 0	0- 0	0- 0				
3- 8	0- 0	0- 1	NON-CONFERENCE	0- 1	0- 0	3- 6				
1- 7	0- 0	0- 1	HOME	0- 1	0- 0	1- 5				
2- 1	0- 0	0- 0	AWAY	0- 0	0- 0	2- 1				
0- 0	0- 0	0- 0	NEUTRAL	0- 0	0- 0	0- 0				
1- 5	0- 0	0- 0	CONFERENCE	0- 1	0- 1	1- 3				
1- 1	0- 0	0- 0	HOME	0- 0	0- 1	1- 0				
0- 4	0- 0	0- 0	AWAY	0- 1	0- 0	0- 3				
0- 0	0- 0	0- 0	NEUTRAL	0- 0	0- 0	0- 0				

RPI 1-25	RPI 26-50	RPI 51-100	RPI 101+	Team's RPI: 308
RPI S Opponent Score	RPI S Opponent Score	RPI S Opponent Score	RPI S Opponent Score	Score
	31 FGCU 54 100	53 Middle Tenn. 56 72	126 Rice 47 68	
		94 North Florida 49 64	151 Austin Peay 56 58	
			159 UAB 58 71	
			185 Bethune-Cookman 60 65	
			206 UTEP 34 64	
			220 Jacksonville 52 77	
			224 Northern Ky. 45 67	
			229 Brown 57 72	
			249 North Texas 58 56	
			267 Oakland 49 58	
			294 UTSA 45 60	
			318 Georgia St. 70 63	
			326 N.C. Central 59 58	
			341 Grambling 56 55	
LAST 10 Division I				
53 Middle Tenn.	56 72	206 UTEP	34 64	
159 UAB	58 71	229 Brown	57 72	
126 Rice	47 68	151 Austin Peay	56 58	
249 North Texas	58 56	341 Grambling	56 55	
294 UTSA	45 60	220 Jacksonville	52 77	

Non-Div I Games:

FIU

Fairfield

Through Games Of Jan. 19, 2020

Average RPI Win:	300	WON-LOST	WINNING	LAST 10	STRENGTH OF	OPP. STRENGTH	TEAM	ADJ.	CONF.	ADJ CONF.
Average RPI Loss:	115	RECORD	PCT. RANK	GAMES	SCHEDULE	OF SCHEDULE	RPI	RPI	RPI	RPI
DIV. I ONLY	8- 6	135	7-3	337	183	242	242	24	24	
DIV. I NON-CONF.	3- 6	235	2-3	282	131	286	286	25	25	
TOTALS	RPI 1-25	RPI 26-50	W-L RECORDS	RPI 51-100	RPI 101-150	RPI 150+				
8- 6	0- 0	0- 1	OVERALL	0- 2	0- 1	8- 2				
5- 2	0- 0	0- 0	HOME	0- 0	0- 0	5- 2				
3- 4	0- 0	0- 1	AWAY	0- 2	0- 1	3- 0				
0- 0	0- 0	0- 0	NEUTRAL	0- 0	0- 0	0- 0				
3- 6	0- 0	0- 1	NON-CONFERENCE	0- 2	0- 1	3- 2				
2- 2	0- 0	0- 0	HOME	0- 0	0- 0	2- 2				
1- 4	0- 0	0- 1	AWAY	0- 2	0- 1	1- 0				
0- 0	0- 0	0- 0	NEUTRAL	0- 0	0- 0	0- 0				
5- 0	0- 0	0- 0	CONFERENCE	0- 0	0- 0	5- 0				
3- 0	0- 0	0- 0	HOME	0- 0	0- 0	3- 0				
2- 0	0- 0	0- 0	AWAY	0- 0	0- 0	2- 0				
0- 0	0- 0	0- 0	NEUTRAL	0- 0	0- 0	0- 0				

RPI S	Opponent	Score	RPI S	Opponent	Score	RPI S	Opponent	Score	RPI S	Opponent	Score	Team's RPI: 242
46	A St. John's (NY)	69 71	57	A Temple	59 77	142	A Rhode Island	41 74	156	H Dartmouth	51 52	
			60	A Seton Hall	44 74	203	A Iona	52 40	229	H Brown	44 58	
						271	H Navy	66 52	285	H Monmouth	49 38	
						311	A Siena	65 35	315	H Hofstra	73 64	
						330	H Canisius	72 70	335	H Saint Peter's	67 48	
						348	A LIU Brooklyn	53 51				
LAST 10 Division I												
203	A Iona	52 40	229	H Brown	44 58							
330	H Canisius	72 70	46	A St. John's (NY)	69 71							
335	H Saint Peter's	67 48	315	H Hofstra	73 64							
285	H Monmouth	49 38	271	H Navy	66 52							
311	A Siena	65 35	142	A Rhode Island	41 74							

Non-Div I Games:

Fairfield

■ Loss,
■ Non-Conf,
■ S Site,
■ H Home
■ A Away
N Neutral

Average RPI Win:	294	WON-LOST	WINNING	LAST 10	STRENGTH OF	OPP. STRENGTH	TEAM	ADJ.	CONF.	ADJ CONF.
Average RPI Loss:	262	RECORD	PCT. RANK	GAMES	SCHEDULE	OF SCHEDULE	RPI	RPI	RPI	RPI
DIV. I ONLY	6- 10	238	6-4	351	341	333	333	29	29	
DIV. I NON-CONF.	3- 8	268	3-2	343	338	339	339	29	29	
TOTALS	RPI 1-25	RPI 26-50	W-L RECORDS	RPI 51-100	RPI 101-150	RPI 150+				
6- 10	0- 0	0- 0	OVERALL	0- 0	0- 0	6- 10				
3- 5	0- 0	0- 0	HOME	0- 0	0- 0	3- 5				
3- 5	0- 0	0- 0	AWAY	0- 0	0- 0	3- 5				
0- 0	0- 0	0- 0	NEUTRAL	0- 0	0- 0	0- 0				
3- 8	0- 0	0- 0	NON-CONFERENCE	0- 0	0- 0	3- 8				
1- 4	0- 0	0- 0	HOME	0- 0	0- 0	1- 4				
2- 4	0- 0	0- 0	AWAY	0- 0	0- 0	2- 4				
0- 0	0- 0	0- 0	NEUTRAL	0- 0	0- 0	0- 0				
3- 2	0- 0	0- 0	CONFERENCE	0- 0	0- 0	3- 2				
2- 1	0- 0	0- 0	HOME	0- 0	0- 0	2- 1				
1- 1	0- 0	0- 0	AWAY	0- 0	0- 0	1- 1				
0- 0	0- 0	0- 0	NEUTRAL	0- 0	0- 0	0- 0				

RPI 1-25				RPI 26-50				RPI 51-100				RPI 101+				Team's RPI: 333	
RPI	S	Opponent	Score	RPI	S	Opponent	Score	RPI	S	Opponent	Score	RPI	S	Opponent	Score		
												199	H	Binghamton	48	60	
												212	H	Manhattan	61	62	
												214	H	Saint Francis (PA)	56	47	
												225	A	UMass Lowell	56	61	
												234	A	Howard	56	64	
												237	A	Lafayette	29	61	
												263	H	Army West Point	68	70	
												274	H	Sacred Heart	65	60	
												279	H	Loyola Maryland	46	75	
												302	A	Pittsburgh	60	69	
												305	A	St. Francis Brooklyn	62	57	
												311	H	Siena	67	58	
												319	H	Bryant	45	57	
												324	A	NJIT	68	59	
												335	A	Saint Peter's	77	71	
												348	A	LIU Brooklyn	63	68	
LAST 10 Division I																	
				274	H	Sacred Heart	65 60	225	A	UMass Lowell	56 61						
				348	A	LIU Brooklyn	63 68	335	A	Saint Peter's	77 71						
				214	H	Saint Francis (PA)	56 47	311	H	Siena	67 58						
				319	H	Bryant	45 57	324	A	NJIT	68 59						
				305	A	St. Francis Brooklyn	62 57	234	A	Howard	56 64						

Non-Div I Games:

Fairleigh Dickinson

■ Loss, ■ Non-Conf, S Site, H Home A Away N Neutral

Fla. Atlantic

Through Games Of Jan. 19, 2020

Average RPI Win:	248	WON-LOST	WINNING	LAST 10	STRENGTH OF	OPP. STRENGTH	TEAM	ADJ.	CONF.	ADJ CONF.
Average RPI Loss:	115	RECORD	PCT. RANK	GAMES	SCHEDULE	OF SCHEDULE	RPI	RPI	RPI	RPI
DIV. I ONLY	8- 9	193	3-7	175	153	189	189	13	13	
DIV. I NON-CONF.	6- 5	151	1-3	206	148	184	184	14	14	
TOTALS	RPI 1-25	RPI 26-50	W-L RECORDS	RPI 51-100	RPI 101-150	RPI 150+				
8- 9	0- 1	0- 0	OVERALL	0- 2	1- 4	7- 2				
5- 4	0- 0	0- 0	HOME	0- 1	0- 3	5- 0				
3- 5	0- 1	0- 0	AWAY	0- 1	1- 1	2- 2				
0- 0	0- 0	0- 0	NEUTRAL	0- 0	0- 0	0- 0				
6- 5	0- 1	0- 0	NON-CONFERENCE	0- 1	1- 3	5- 0				
4- 3	0- 0	0- 0	HOME	0- 1	0- 2	4- 0				
2- 2	0- 1	0- 0	AWAY	0- 0	1- 1	1- 0				
0- 0	0- 0	0- 0	NEUTRAL	0- 0	0- 0	0- 0				
2- 4	0- 0	0- 0	CONFERENCE	0- 1	0- 1	2- 2				
1- 1	0- 0	0- 0	HOME	0- 0	0- 1	1- 0				
1- 3	0- 0	0- 0	AWAY	0- 1	0- 0	1- 2				
0- 0	0- 0	0- 0	NEUTRAL	0- 0	0- 0	0- 0				

RPI 1-25				RPI 26-50				RPI 51-100				RPI 101+ Team's RPI: 189			
RPI	S	Opponent	Score	RPI	S	Opponent	Score	RPI	S	Opponent	Score	RPI	S	Opponent	Score
6	A	Iowa	53 85					53	A	Middle Tenn.	66 81	126	H	Rice	69 78
								69	H	Kansas	60 90	129	A	Western Mich.	80 79
												130	A	Richmond	55 57
												141	H	Harvard	51 65
												149	H	Furman	63 69
												159	A	UAB	73 92
												173	A	Hampton	64 63
												201	H	Little Rock	79 72
												206	A	UTEP	65 96
												249	H	North Texas	84 78
												279	H	Loyola Maryland	72 61
												294	A	UTSA	80 53
												311	H	Siena	83 39
												344	H	Central Conn. St.	72 54
LAST 10 Division I															
159	A	UAB	73 92	294	A	UTSA	80 53								
53	A	Middle Tenn.	66 81	141	H	Harvard	51 65								
249	H	North Texas	84 78	149	H	Furman	63 69								
126	H	Rice	69 78	344	H	Central Conn. St.	72 54								
206	A	UTEP	65 96	69	H	Kansas	60 90								

Non-Div I Games:

Fla. Atlantic

Loss, Non-Conf, S Site, H Home A Away N Neutral

Average RPI Win: 234	WON-LOST	WINNING	LAST 10	STRENGTH OF	OPP. STRENGTH	TEAM	ADJ.	CONF.	ADJ CONF.
Average RPI Loss: 35	RECORD	PCT. RANK	GAMES	SCHEDULE	OF SCHEDULE	RPI	RPI	RPI	RPI
DIV. I ONLY	11- 8	133	5-5	145	72	136	136	4	4
DIV. I NON-CONF.	9- 4	84	3-1	305	127	186	186	5	5
TOTALS	RPI 1-25	RPI 26-50	W-L RECORDS	RPI 51-100	RPI 101-150	RPI 150+			
11- 8	0- 5	0- 0	OVERALL	2- 3	1- 0	8- 0			
7- 4	0- 3	0- 0	HOME	2- 1	0- 0	5- 0			
3- 3	0- 2	0- 0	AWAY	0- 1	1- 0	2- 0			
1- 1	0- 0	0- 0	NEUTRAL	0- 1	0- 0	1- 0			
9- 4	0- 2	0- 0	NON-CONFERENCE	1- 2	0- 0	8- 0			
6- 2	0- 2	0- 0	HOME	1- 0	0- 0	5- 0			
2- 1	0- 0	0- 0	AWAY	0- 1	0- 0	2- 0			
1- 1	0- 0	0- 0	NEUTRAL	0- 1	0- 0	1- 0			
2- 4	0- 3	0- 0	CONFERENCE	1- 1	1- 0	0- 0			
1- 2	0- 1	0- 0	HOME	1- 1	0- 0	0- 0			
1- 2	0- 2	0- 0	AWAY	0- 0	1- 0	0- 0			
0- 0	0- 0	0- 0	NEUTRAL	0- 0	0- 0	0- 0			

RPI	S	Opponent	Score
11	H	Indiana	49 73
15	A	Mississippi St.	47 93
17	A	Texas A&M	42 69
18	H	Florida St.	55 66
19	H	Kentucky	45 65

RPI	S	Opponent	Score

RPI	S	Opponent	Score
59	N	Wake Forest	68 73
63	H	Vanderbilt	68 60
69	A	Kansas	66 76
71	H	Tennessee	50 78
86	H	Davidson	55 50

RPI	S	Opponent	Score	Team's RPI: 136
147	A	Auburn	83 63	
163	H	Samford	84 48	
219	N	Xavier	67 64	
286	H	Longwood	71 54	
297	H	Presbyterian	60 46	
301	A	Prairie View	51 44	
322	H	Mercer	71 50	
341	A	Grambling	72 65	
349	H	Florida A&M	84 40	

LAST 10 Division I

17	A	Texas A&M	42 69	15	A	Mississippi St.	47 93
71	H	Tennessee	50 78	86	H	Davidson	55 50
19	H	Kentucky	45 65	59	N	Wake Forest	68 73
147	A	Auburn	83 63	219	N	Xavier	67 64
63	H	Vanderbilt	68 60	322	H	Mercer	71 50

Non-Div I Games:

Florida

■ Loss,
 ■ Non-Conf,
 ■ S Site,
 ■ H Home
 ■ A Away
 N Neutral

Average RPI Win:	346	WON-LOST	WINNING	LAST 10	STRENGTH OF	OPP. STRENGTH	TEAM	ADJ.	CONF.	ADJ CONF.
Average RPI Loss:	239	RECORD	PCT. RANK	GAMES	SCHEDULE	OF SCHEDULE	RPI	RPI	RPI	RPI
DIV. I ONLY	2- 12	326	2-8	344	350	349	349	30	30	
DIV. I NON-CONF.	0- 9	338	0-5	299	348	349	349	31	31	
TOTALS	RPI 1-25	RPI 26-50	W-L RECORDS	RPI 51-100	RPI 101-150	RPI 150+				
2- 12	0- 1	0- 0	OVERALL	0- 0	0- 2	2- 9				
1- 3	0- 0	0- 0	HOME	0- 0	0- 0	1- 3				
1- 9	0- 1	0- 0	AWAY	0- 0	0- 2	1- 6				
0- 0	0- 0	0- 0	NEUTRAL	0- 0	0- 0	0- 0				
0- 9	0- 1	0- 0	NON-CONFERENCE	0- 0	0- 1	0- 7				
0- 2	0- 0	0- 0	HOME	0- 0	0- 0	0- 2				
0- 7	0- 1	0- 0	AWAY	0- 0	0- 1	0- 5				
0- 0	0- 0	0- 0	NEUTRAL	0- 0	0- 0	0- 0				
2- 3	0- 0	0- 0	CONFERENCE	0- 0	0- 1	2- 2				
1- 1	0- 0	0- 0	HOME	0- 0	0- 0	1- 1				
1- 2	0- 0	0- 0	AWAY	0- 0	0- 1	1- 1				
0- 0	0- 0	0- 0	NEUTRAL	0- 0	0- 0	0- 0				

RPI 1-25				RPI 26-50				RPI 51-100				RPI 101+ Team's RPI: 349			
RPI	S	Opponent	Score	RPI	S	Opponent	Score	RPI	S	Opponent	Score	RPI	S	Opponent	Score
25	A	LSU	45 73									102	A	N.C. A&T	44 71
												136	A	Florida	40 84
												179	A	Texas Tech	60 98
												220	H	Jacksonville	54 88
												277	H	Alabama A&M	53 77
												290	H	Morgan St.	47 59
												306	A	Jacksonville St.	67 72
												321	A	Alcorn	42 58
												326	A	N.C. Central	57 66
												332	A	USC Upstate	61 74
												342	H	Coppin St.	58 48
												350	A	South Carolina St.	44 39
												351	A	Mississippi Val.	70 71
LAST 10 Division I															
350	A	South Carolina St.	44 39	25	A	LSU	45 73	277	H	Alabama A&M	53 77				
342	H	Coppin St.	58 48					220	H	Jacksonville	54 88				
290	H	Morgan St.	47 59					321	A	Alcorn	42 58				
102	A	N.C. A&T	44 71					351	A	Mississippi Val.	70 71				
326	A	N.C. Central	57 66												

Non-Div I Games: Johnson (FL) 102 40 Trinity Baptist 103 54

Florida A&M

■ Loss,
 ■ Non-Conf, S Site,
 ■ Home
 ■ Away
 N Neutral

Average RPI Win: 124		WON-LOST	WINNING	LAST 10	STRENGTH OF	OPP. STRENGTH	TEAM	ADJ.	CONF.	ADJ CONF.
Average RPI Loss: 48		RECORD	PCT. RANK	GAMES	SCHEDULE	OF SCHEDULE	RPI	RPI	RPI	RPI
DIV. I ONLY		15- 3	22	7-3	34	42	18	18	5	5
DIV. I NON-CONF.		11- 0	1	3-0	104	61	10	10	3	3
TOTALS		RPI 1-25	RPI 26-50		W-L RECORDS		RPI 51-100	RPI 101-150		RPI 150+
15- 3	2- 1	3- 1		OVERALL		4- 1	1- 0		5- 0	
8- 1	0- 0	2- 1		HOME		3- 0	0- 0		3- 0	
5- 2	1- 1	1- 0		AWAY		0- 1	1- 0		2- 0	
2- 0	1- 0	0- 0		NEUTRAL		1- 0	0- 0		0- 0	
11- 0	2- 0	1- 0		NON-CONFERENCE		3- 0	1- 0		4- 0	
6- 0	0- 0	1- 0		HOME		2- 0	0- 0		3- 0	
3- 0	1- 0	0- 0		AWAY		0- 0	1- 0		1- 0	
2- 0	1- 0	0- 0		NEUTRAL		1- 0	0- 0		0- 0	
4- 3	0- 1	2- 1		CONFERENCE		1- 1	0- 0		1- 0	
2- 1	0- 0	1- 1		HOME		1- 0	0- 0		0- 0	
2- 2	0- 1	1- 0		AWAY		0- 1	0- 0		1- 0	
0- 0	0- 0	0- 0		NEUTRAL		0- 0	0- 0		0- 0	

RPI	S	Opponent	Score	RPI	S	Opponent	Score	RPI	S	Opponent	Score	RPI	S	Opponent	Score
14	A	NC State	51 68	30	H	Virginia Tech	86 62	56	N	Michigan	79 69	136	A	Florida	66 55
17	N	Texas A&M	80 58	39	H	Georgia Tech	52 67	74	H	North Carolina	78 64	163	H	Samford	88 59
25	A	LSU	70 62	46	H	St. John's (NY)	74 70	92	A	Syracuse	89 90	171	A	Clemson	81 64
				50	A	Miami (FL)	73 62	94	H	North Florida	70 41	220	H	Jacksonville	75 41
								99	H	Michigan St.	78 68	339	H	Charleston So.	88 36
												340	A	UIC	86 42
LAST 10 Division I															
14	A	NC State	51 68	30	H	Virginia Tech	86 62	56	N	Michigan	79 69				
74	H	North Carolina	78 64	56	N	Michigan	79 69	94	H	North Florida	70 41				
39	H	Georgia Tech	52 67	46	H	St. John's (NY)	74 70								
50	A	Miami (FL)	73 62												
92	A	Syracuse	89 90	171	A	Clemson	81 64								

Non-Div I Games:

Florida St.

Fordham

Through Games Of Jan. 19, 2020

Average RPI Win: 176	WON-LOST	WINNING	LAST 10	STRENGTH OF	OPP. STRENGTH	TEAM	ADJ.	CONF.	ADJ CONF.
Average RPI Loss: 112	RECORD	PCT. RANK	GAMES	SCHEDULE	OF SCHEDULE	RPI	RPI	RPI	RPI
DIV. I ONLY	11- 6	88	9-1	178	95	117	117	12	12
DIV. I NON-CONF.	8- 5	117	6-0	149	95	119	119	12	12
TOTALS	RPI 1-25	RPI 26-50	W-L RECORDS	RPI 51-100	RPI 101-150	RPI 150+			
11- 6	0- 0	0- 1	OVERALL	1- 2	3- 1	7- 2			
7- 2	0- 0	0- 0	HOME	0- 1	2- 1	5- 0			
3- 3	0- 0	0- 0	AWAY	1- 1	0- 0	2- 2			
1- 1	0- 0	0- 1	NEUTRAL	0- 0	1- 0	0- 0			
8- 5	0- 0	0- 1	NON-CONFERENCE	1- 1	2- 1	5- 2			
5- 2	0- 0	0- 0	HOME	0- 1	1- 1	4- 0			
2- 2	0- 0	0- 0	AWAY	1- 0	0- 0	1- 2			
1- 1	0- 0	0- 1	NEUTRAL	0- 0	1- 0	0- 0			
3- 1	0- 0	0- 0	CONFERENCE	0- 1	1- 0	2- 0			
2- 0	0- 0	0- 0	HOME	0- 0	1- 0	1- 0			
1- 1	0- 0	0- 0	AWAY	0- 1	0- 0	1- 0			
0- 0	0- 0	0- 0	NEUTRAL	0- 0	0- 0	0- 0			

RPI S	Opponent	Score	RPI S	Opponent	Score	RPI S	Opponent	Score	RPI S	Opponent	Score
			36 N	Arkansas	59 71	62 A	Charlotte	76 51	101 N	Lehigh	59 57
						85 H	Villanova	66 73	118 H	Notre Dame	55 60
						86 A	Davidson	62 74	140 H	Northeastern	74 58
									144 H	George Washington	53 47
									153 A	Columbia	51 70
									157 H	Houston	63 54
									163 H	Samford	68 37
									191 A	Penn St.	59 72
									210 A	George Mason	66 54
									212 A	Manhattan	51 45
									232 H	Georgetown	67 54
									236 H	Southern U.	65 52
									278 H	St. Bonaventure	79 53
LAST 10 Division I											
			210 A	George Mason	66 54	163 H	Samford	68 37			
			144 H	George Washington	53 47	236 H	Southern U.	65 52			
			86 A	Davidson	62 74	232 H	Georgetown	67 54			
			278 H	St. Bonaventure	79 53	212 A	Manhattan	51 45			
			157 H	Houston	63 54	101 N	Lehigh	59 57			

Non-Div I Games:

Fordham

Loss, Non-Conf, S Site, H Home A Away N Neutral

Average RPI Win:	228	WON-LOST	WINNING	LAST 10	STRENGTH OF	OPP. STRENGTH	TEAM	ADJ.	CONF.	ADJ CONF.
Average RPI Loss:	101	RECORD	PCT. RANK	GAMES	SCHEDULE	OF SCHEDULE	RPI	RPI	RPI	RPI
DIV. I ONLY	12- 4	51	8-2	233	167	93	93	17	17	
DIV. I NON-CONF.	5- 4	140	1-2	252	129	167	167	24	24	
TOTALS	RPI 1-25	RPI 26-50	W-L RECORDS	RPI 51-100	RPI 101-150	RPI 150+				
12- 4	0- 0	0- 1	OVERALL	0- 1	0- 1	12- 1				
6- 1	0- 0	0- 0	HOME	0- 1	0- 0	6- 0				
5- 2	0- 0	0- 0	AWAY	0- 0	0- 1	5- 1				
1- 1	0- 0	0- 1	NEUTRAL	0- 0	0- 0	1- 0				
5- 4	0- 0	0- 1	NON-CONFERENCE	0- 1	0- 1	5- 1				
2- 1	0- 0	0- 0	HOME	0- 1	0- 0	2- 0				
2- 2	0- 0	0- 0	AWAY	0- 0	0- 1	2- 1				
1- 1	0- 0	0- 1	NEUTRAL	0- 0	0- 0	1- 0				
7- 0	0- 0	0- 0	CONFERENCE	0- 0	0- 0	7- 0				
4- 0	0- 0	0- 0	HOME	0- 0	0- 0	4- 0				
3- 0	0- 0	0- 0	AWAY	0- 0	0- 0	3- 0				
0- 0	0- 0	0- 0	NEUTRAL	0- 0	0- 0	0- 0				






















RPI S	Opponent	Score	RPI S	Opponent	Score	RPI S	Opponent	Score	RPI S	Opponent	Score
45 N	Yale	67 87	67 H	BYU	65 71	128 A	Portland	64 75	154 A	San Jose St.	85 76
						164 A	Montana	76 63	165 A	Santa Clara	66 90
						178 H	New Mexico	84 81	194 A	UNLV	72 66
						211 H	Northern Ariz.	83 66	217 H	Wyoming	89 59
						222 H	UC Davis	73 65	232 N	Georgetown	82 69
						272 A	San Diego St.	65 60	272 H	San Diego St.	79 54
						287 H	Utah St.	76 64	337 A	Cal Poly	79 52
LAST 10 Division I											
217 H	Wyoming	89 59	165 A	Santa Clara	66 90	287 H	Utah St.	76 64	232 N	Georgetown	82 69
272 A	San Diego St.	65 60	45 N	Yale	67 87	194 A	UNLV	72 66			
178 H	New Mexico	84 81									
154 A	San Jose St.	85 76									
272 H	San Diego St.	79 54									













Non-Div I Games: La Verne 111 56 UC Merced 92 26

Fresno St.

Average RPI Win: 224	WON-LOST	WINNING	LAST 10	STRENGTH OF	OPP. STRENGTH	TEAM	ADJ.	CONF.	ADJ CONF.
Average RPI Loss: 113	RECORD	PCT. RANK	GAMES	SCHEDULE	OF SCHEDULE	RPI	RPI	RPI	RPI
DIV. I ONLY	10- 6	106	7-3	294	73	149	149	23	23
DIV. I NON-CONF.	7- 5	130	4-2	203	68	114	114	20	20



TOTALS	RPI 1-25	RPI 26-50	W-L RECORDS	RPI 51-100	RPI 101-150	RPI 150+			
10- 6	0- 0	0- 0	OVERALL	0- 3	1- 1	9- 2			
5- 1	0- 0	0- 0	HOME	0- 0	0- 1	5- 0			
4- 5	0- 0	0- 0	AWAY	0- 3	1- 0	3- 2			
1- 0	0- 0	0- 0	NEUTRAL	0- 0	0- 0	1- 0			
7- 5	0- 0	0- 0	NON-CONFERENCE	0- 3	1- 1	6- 1			
3- 1	0- 0	0- 0	HOME	0- 0	0- 1	3- 0			
3- 4	0- 0	0- 0	AWAY	0- 3	1- 0	2- 1			
1- 0	0- 0	0- 0	NEUTRAL	0- 0	0- 0	1- 0			
3- 1	0- 0	0- 0	CONFERENCE	0- 0	0- 0	3- 1			
2- 0	0- 0	0- 0	HOME	0- 0	0- 0	2- 0			
1- 1	0- 0	0- 0	AWAY	0- 0	0- 0	1- 1			
0- 0	0- 0	0- 0	NEUTRAL	0- 0	0- 0	0- 0			

RPI 1-25			RPI 26-50			RPI 51-100			RPI 101+			Team's RPI: 149
RPI	S	Opponent	Score	RPI	S	Opponent	Score	RPI	S	Opponent	Score	
						53  Middle Tenn.	62  78	107  Elon			76  87	
						63  Vanderbilt	46  74	130  Richmond			70 69	
						83  Georgia	48  77	163  Samford			77 69	
								171  Clemson			71  77	
								173  Hampton			70 65	
								181 N Saint Joseph's			63 48	
								189  Fla. Atlantic			69 63	
								202  Chattanooga			52  60	
								228  ETSU			81 62	
								241  Gardner-Webb			72 67	
								296  Ga. Southern			78 63	
								318  Georgia St.			62 55	
								322  Mercer			62 49	

LAST 10 Division I												
						202  Chattanooga	52  60	181 N Saint Joseph's			63 48	
						228  ETSU	81 62	189  Fla. Atlantic			69 63	
						163  Samford	77 69	83  Georgia			48  77	
						322  Mercer	62 49	130  Richmond			70 69	
						107  Elon	76  87	318  Georgia St.			62 55	

Non-Div I Games: North Greenville 88 51 Newberry 62 43

Furman

 Loss,  Non-Conf, S Site,  Home  Away N Neutral

Ga. Southern

Through Games Of Jan. 19, 2020

Average RPI Win:	268	WON-LOST	WINNING	LAST 10	STRENGTH OF	OPP. STRENGTH	TEAM	ADJ.	CONF.	ADJ CONF.
Average RPI Loss:	195	RECORD	PCT. RANK	GAMES	SCHEDULE	OF SCHEDULE	RPI	RPI	RPI	RPI
DIV. I ONLY	5- 12	271	3-7	259	334	296	296	22	22	
DIV. I NON-CONF.	3- 8	268	1-3	262	342	293	293	23	23	
TOTALS	RPI 1-25	RPI 26-50	W-L RECORDS	RPI 51-100	RPI 101-150	RPI 150+				
5- 12	0- 0	0- 0	OVERALL	0- 1	1- 3	4- 8				
2- 4	0- 0	0- 0	HOME	0- 1	1- 0	1- 3				
2- 7	0- 0	0- 0	AWAY	0- 0	0- 2	2- 5				
1- 1	0- 0	0- 0	NEUTRAL	0- 0	0- 1	1- 0				
3- 8	0- 0	0- 0	NON-CONFERENCE	0- 0	0- 3	3- 5				
0- 2	0- 0	0- 0	HOME	0- 0	0- 0	0- 2				
2- 5	0- 0	0- 0	AWAY	0- 0	0- 2	2- 3				
1- 1	0- 0	0- 0	NEUTRAL	0- 0	0- 1	1- 0				
2- 4	0- 0	0- 0	CONFERENCE	0- 1	1- 0	1- 3				
2- 2	0- 0	0- 0	HOME	0- 1	1- 0	1- 1				
0- 2	0- 0	0- 0	AWAY	0- 0	0- 0	0- 2				
0- 0	0- 0	0- 0	NEUTRAL	0- 0	0- 0	0- 0				

RPI S	Opponent	Score	RPI S	Opponent	Score	RPI S	Opponent	Score	RPI S	Opponent	Score	Team's RPI: 296
						70	H Troy	69 79	104	N Kent St.	48 62	
									125	H Louisiana	83 67	
									127	A Tulane	40 56	
									149	A Furman	63 78	
									185	A Bethune-Cookman	57 75	
									192	H North Dakota	56 69	
									201	A Little Rock	46 58	
									233	A Arkansas St.	62 69	
									238	H South Alabama	65 71	
									245	H Kennesaw St.	69 95	
									265	A Winthrop	91 47	
									273	A Ole Miss	66 69	
									298	A Wofford	70 57	
									305	N St. Francis Brooklyn	78 47	
									322	A Mercer	52 62	
									347	H La.-Monroe	64 47	
LAST 10 Division I												
			238	H South Alabama	65 71		347	H La.-Monroe	64 47			
			70	H Troy	69 79		127	A Tulane	40 56			
			233	A Arkansas St.	62 69		305	N St. Francis Brooklyn	78 47			
			201	A Little Rock	46 58		104	N Kent St.	48 62			
			125	H Louisiana	83 67		273	A Ole Miss	66 69			

Non-Div I Games:

Ga. Southern

■ Loss,
 ■ Non-Conf,
 ■ S Site,
 ■ H Home
 ■ A Away
 N Neutral

Gardner-Webb

Through Games Of Jan. 19, 2020

Average RPI Win:	301	WON-LOST	WINNING	LAST 10	STRENGTH OF	OPP. STRENGTH	TEAM	ADJ.	CONF.	ADJ CONF.
Average RPI Loss:	151	RECORD	PCT. RANK	GAMES	SCHEDULE	OF SCHEDULE	RPI	RPI	RPI	RPI
DIV. I ONLY	8- 8	169	5-5	312	272	241	241	27	27	
DIV. I NON-CONF.	5- 4	140	2-1	293	191	197	197	30	30	
TOTALS	RPI 1-25	RPI 26-50	W-L RECORDS	RPI 51-100	RPI 101-150	RPI 150+				
8- 8	0- 0	0- 1	OVERALL	0- 2	0- 2	8- 3				
5- 2	0- 0	0- 0	HOME	0- 0	0- 1	5- 1				
3- 6	0- 0	0- 1	AWAY	0- 2	0- 1	3- 2				
0- 0	0- 0	0- 0	NEUTRAL	0- 0	0- 0	0- 0				
5- 4	0- 0	0- 1	NON-CONFERENCE	0- 2	0- 1	5- 0				
3- 1	0- 0	0- 0	HOME	0- 0	0- 1	3- 0				
2- 3	0- 0	0- 1	AWAY	0- 2	0- 0	2- 0				
0- 0	0- 0	0- 0	NEUTRAL	0- 0	0- 0	0- 0				
3- 4	0- 0	0- 0	CONFERENCE	0- 0	0- 1	3- 3				
2- 1	0- 0	0- 0	HOME	0- 0	0- 0	2- 1				
1- 3	0- 0	0- 0	AWAY	0- 0	0- 1	1- 2				
0- 0	0- 0	0- 0	NEUTRAL	0- 0	0- 0	0- 0				

RPI 1-25				RPI 26-50				RPI 51-100				RPI 101+				Team's RPI: 241	
RPI	S	Opponent	Score	RPI	S	Opponent	Score	RPI	S	Opponent	Score	RPI	S	Opponent	Score		
				30	A	Virginia Tech	65 87	62	A	Charlotte	49 74	131	A	Campbell	44 48		
								83	A	Georgia	56 84	149	H	Furman	67 72		
												173	A	Hampton	58 63		
												252	H	Delaware	67 65		
												265	H	Winthrop	71 59		
												270	A	Appalachian St.	67 56		
												286	A	Longwood	70 80		
												297	H	Presbyterian	53 56		
												298	H	Wofford	67 53		
												322	A	Mercer	65 62		
												328	H	Western Caro.	88 62		
												332	H	USC Upstate	63 53		
												339	A	Charleston So.	79 52		
LAST 10 Division I																	
				332	H	USC Upstate	63 53	339	A	Charleston So.	79 52						
				297	H	Presbyterian	53 56	286	A	Longwood	70 80						
				131	A	Campbell	44 48	83	A	Georgia	56 84						
				265	H	Winthrop	71 59	322	A	Mercer	65 62						
				173	A	Hampton	58 63	252	H	Delaware	67 65						

Non-Div I Games:

Gardner-Webb

Loss, Non-Conf, S Site, H Home A Away N Neutral

George Mason

Through Games Of Jan. 19, 2020

Average RPI Win: 224	WON-LOST	WINNING	LAST 10	STRENGTH OF	OPP. STRENGTH	TEAM	ADJ.	CONF.	ADJ CONF.
Average RPI Loss: 141	RECORD	PCT. RANK	GAMES	SCHEDULE	OF SCHEDULE	RPI	RPI	RPI	RPI
DIV. I ONLY	7- 11	229	3-7	149	195	210	210	12	12
DIV. I NON-CONF.	6- 7	182	2-3	151	253	178	178	12	12
TOTALS	RPI 1-25	RPI 26-50	W-L RECORDS	RPI 51-100	RPI 101-150	RPI 150+			
7- 11	0- 0	0- 1	OVERALL	0- 4	1- 2	6- 4			
3- 6	0- 0	0- 1	HOME	0- 2	1- 1	2- 2			
4- 4	0- 0	0- 0	AWAY	0- 1	0- 1	4- 2			
0- 1	0- 0	0- 0	NEUTRAL	0- 1	0- 0	0- 0			
6- 7	0- 0	0- 1	NON-CONFERENCE	0- 2	0- 1	6- 3			
2- 4	0- 0	0- 1	HOME	0- 1	0- 0	2- 2			
4- 2	0- 0	0- 0	AWAY	0- 0	0- 1	4- 1			
0- 1	0- 0	0- 0	NEUTRAL	0- 1	0- 0	0- 0			
1- 4	0- 0	0- 0	CONFERENCE	0- 2	1- 1	0- 1			
1- 2	0- 0	0- 0	HOME	0- 1	1- 1	0- 0			
0- 2	0- 0	0- 0	AWAY	0- 1	0- 0	0- 1			
0- 0	0- 0	0- 0	NEUTRAL	0- 0	0- 0	0- 0			

RPI 1-25				RPI 26-50				RPI 51-100				RPI 101+				Team's RPI: 210	
RPI	S	Opponent	Score	RPI	S	Opponent	Score	RPI	S	Opponent	Score	RPI	S	Opponent	Score		
				30	H	Virginia Tech	58 77	58	H	Bucknell	51 64	109	A	Coastal Caro.	59 74		
								72	N	Bradley	59 61	117	H	Fordham	54 66		
								86	H	Davidson	69 76	144	H	George Washington	70 60		
								88	A	Dayton	55 59	191	A	Penn St.	78 68		
												193	H	American	73 55		
												209	A	SMU	59 58		
												226	H	UMKC	58 64		
												234	H	Howard	75 86		
												248	A	Col. of Charleston	72 61		
												252	A	Delaware	44 63		
												271	A	Navy	67 58		
												278	A	St. Bonaventure	47 62		
												312	H	Detroit Mercy	75 62		
LAST 10 Division I																	
				117	H	Fordham	54 66	209	A	SMU	59 58						
				86	H	Davidson	69 76	252	A	Delaware	44 63						
				278	A	St. Bonaventure	47 62	234	H	Howard	75 86						
				88	A	Dayton	55 59	271	A	Navy	67 58						
				144	H	George Washington	70 60	58	H	Bucknell	51 64						

Non-Div I Games:

George Mason

■ Loss,
 ■ Non-Conf,
 ■ S Site,
 ■ H Home
 ■ A Away
 N Neutral

George Washington

Through Games Of Jan. 19, 2020

Average RPI Win: 199	WON-LOST	WINNING	LAST 10	STRENGTH OF	OPP. STRENGTH	TEAM	ADJ.	CONF.	ADJ CONF.
Average RPI Loss: 100	RECORD	PCT. RANK	GAMES	SCHEDULE	OF SCHEDULE	RPI	RPI	RPI	RPI
DIV. I ONLY	7- 10	219	3-7	71	136	144	144	12	12
DIV. I NON-CONF.	6- 7	182	2-4	90	130	130	130	12	12
TOTALS	RPI 1-25	RPI 26-50	W-L RECORDS	RPI 51-100	RPI 101-150	RPI 150+			
7- 10	0- 2	0- 1	OVERALL	1- 2	1- 2	5- 3			
3- 4	0- 1	0- 1	HOME	0- 1	1- 0	2- 1			
4- 6	0- 1	0- 0	AWAY	1- 1	0- 2	3- 2			
0- 0	0- 0	0- 0	NEUTRAL	0- 0	0- 0	0- 0			
6- 7	0- 2	0- 1	NON-CONFERENCE	1- 1	0- 1	5- 2			
2- 4	0- 1	0- 1	HOME	0- 1	0- 0	2- 1			
4- 3	0- 1	0- 0	AWAY	1- 0	0- 1	3- 1			
0- 0	0- 0	0- 0	NEUTRAL	0- 0	0- 0	0- 0			
1- 3	0- 0	0- 0	CONFERENCE	0- 1	1- 1	0- 1			
1- 0	0- 0	0- 0	HOME	0- 0	1- 0	0- 0			
0- 3	0- 0	0- 0	AWAY	0- 1	0- 1	0- 1			
0- 0	0- 0	0- 0	NEUTRAL	0- 0	0- 0	0- 0			

RPI 1-25				RPI 26-50				RPI 51-100				RPI 101+ Team's RPI: 144			
RPI	S	Opponent	Score	RPI	S	Opponent	Score	RPI	S	Opponent	Score	RPI	S	Opponent	Score
20	A	Maryland	54 88	41	H	James Madison	50 69	53	H	Minnesota	50 83	101	A	Lehigh	53 59
21	H	Princeton	50 75					85	A	Villanova	68 56	105	H	Duquesne	65 60
								86	A	Davidson	55 62	117	A	Fordham	47 53
												160	H	William & Mary	51 63
												170	A	Memphis	64 63
												193	A	American	53 66
												208	A	Quinnipiac	78 67
												210	A	George Mason	60 70
												232	H	Georgetown	52 49
												252	A	Delaware	63 49
												342	H	Coppin St.	54 35
LAST 10 Division I															
86	A	Davidson	55 62	193	A	American	53 66								
117	A	Fordham	47 53	41	H	James Madison	50 69								
105	H	Duquesne	65 60	53	H	Minnesota	50 83								
210	A	George Mason	60 70	208	A	Quinnipiac	78 67								
160	H	William & Mary	51 63	252	A	Delaware	63 49								

Non-Div I Games:

George Washington

■ Loss,
 ■ Non-Conf, S Site,
 ■ Home
 ■ Away
 N Neutral

Average RPI Win:	243	WON-LOST	WINNING	LAST 10	STRENGTH OF	OPP. STRENGTH	TEAM	ADJ.	CONF.	ADJ CONF.
Average RPI Loss:	100	RECORD	PCT. RANK	GAMES	SCHEDULE	OF SCHEDULE	RPI	RPI	RPI	RPI
DIV. I ONLY	4- 14	303	2-8	133	88	232	232	6	6	
DIV. I NON-CONF.	3- 8	268	1-2	144	215	213	213	6	6	
TOTALS	RPI 1-25	RPI 26-50	W-L RECORDS	RPI 51-100	RPI 101-150	RPI 150+				
4- 14	0- 1	0- 2	OVERALL	0- 5	1- 4	3- 2				
1- 6	0- 1	0- 1	HOME	0- 1	1- 2	0- 1				
3- 7	0- 0	0- 1	AWAY	0- 3	0- 2	3- 1				
0- 1	0- 0	0- 0	NEUTRAL	0- 1	0- 0	0- 0				
3- 8	0- 0	0- 1	NON-CONFERENCE	0- 3	0- 3	3- 1				
0- 3	0- 0	0- 1	HOME	0- 1	0- 1	0- 0				
3- 4	0- 0	0- 0	AWAY	0- 1	0- 2	3- 1				
0- 1	0- 0	0- 0	NEUTRAL	0- 1	0- 0	0- 0				
1- 6	0- 1	0- 1	CONFERENCE	0- 2	1- 1	0- 1				
1- 3	0- 1	0- 0	HOME	0- 0	1- 1	0- 1				
0- 3	0- 0	0- 1	AWAY	0- 2	0- 0	0- 0				
0- 0	0- 0	0- 0	NEUTRAL	0- 0	0- 0	0- 0				

RPI S	Opponent	Score	RPI S	Opponent	Score	RPI S	Opponent	Score	RPI S	Opponent	Score	Team's RPI: 232
22	H Creighton	56 65	41	H James Madison	59 66	60	A Seton Hall	60 79	110	H Providence	62 53	
			46	A St. John's (NY)	54 71	85	A Villanova	53 74	114	H Butler	46 47	
						86	A Davidson	52 66	117	A Fordham	54 67	
						90	H Rider	64 65	130	H Richmond	49 51	
						93	N Fresno St.	69 82	144	A George Washington	49 52	
									153	A Columbia	49 54	
									219	H Xavier	64 85	
									254	A LMU (CA)	64 53	
									302	A Pittsburgh	66 56	
									307	A UMES	57 39	
LAST 10 Division I												
85	A Villanova	53 74	110	H Providence	62 53							
114	H Butler	46 47	22	H Creighton	56 65							
219	H Xavier	64 85	307	A UMES	57 39							
60	A Seton Hall	60 79	90	H Rider	64 65							
46	A St. John's (NY)	54 71	117	A Fordham	54 67							

Non-Div I Games:

Georgetown

■ Loss,
 ■ Non-Conf,
 ■ S Site,
 ■ H Home
 ■ A Away
 N Neutral

Average RPI Win:	202	WON-LOST	WINNING	LAST 10	STRENGTH OF	OPP. STRENGTH	TEAM	ADJ.	CONF.	ADJ CONF.
Average RPI Loss:	42	RECORD	PCT. RANK	GAMES	SCHEDULE	OF SCHEDULE	RPI	RPI	RPI	RPI
DIV. I ONLY	11- 7	112	5-5	25	140	83	83	4	4	
DIV. I NON-CONF.	9- 4	84	3-2	36	225	76	76	5	5	
TOTALS	RPI 1-25	RPI 26-50	W-L RECORDS	RPI 51-100	RPI 101-150	RPI 150+				
11- 7	0- 3	1- 1	OVERALL	0- 3	4- 0	6- 0				
8- 5	0- 2	0- 1	HOME	0- 2	3- 0	5- 0				
1- 2	0- 1	0- 0	AWAY	0- 1	0- 0	1- 0				
2- 0	0- 0	1- 0	NEUTRAL	0- 0	1- 0	0- 0				
9- 4	0- 2	1- 1	NON-CONFERENCE	0- 1	3- 0	5- 0				
7- 3	0- 1	0- 1	HOME	0- 1	2- 0	5- 0				
0- 1	0- 1	0- 0	AWAY	0- 0	0- 0	0- 0				
2- 0	0- 0	1- 0	NEUTRAL	0- 0	1- 0	0- 0				
2- 3	0- 1	0- 0	CONFERENCE	0- 2	1- 0	1- 0				
1- 2	0- 1	0- 0	HOME	0- 1	1- 0	0- 0				
1- 1	0- 0	0- 0	AWAY	0- 1	0- 0	1- 0				
0- 0	0- 0	0- 0	NEUTRAL	0- 0	0- 0	0- 0				

RPI 1-25				RPI 26-50				RPI 51-100				Team's RPI: 83	RPI 101+			
RPI	S	Opponent	Score	RPI	S	Opponent	Score	RPI	S	Opponent	Score		RPI	S	Opponent	Score
7	H	UCLA	50 59	30	N	Virginia Tech	77 72	63	H	Vanderbilt	55 63		102	H	N.C. A&T	72 54
12	A	Baylor	38 72	39	H	Georgia Tech	40 73	71	A	Tennessee	56 73		114	N	Butler	69 36
15	H	Mississippi St.	66 73					85	H	Villanova	58 63		147	H	Auburn	61 50
													149	H	Furman	77 48
													241	H	Gardner-Webb	84 56
													245	H	Kennesaw St.	80 65
													262	H	East Carolina	67 50
													273	A	Ole Miss	58 51
													322	H	Mercer	76 60
													332	H	USC Upstate	67 53
LAST 10 Division I																
147	H	Auburn	61 50	262	H	East Carolina	67 50	71	A	Tennessee	56 73	241	H	Gardner-Webb	84 56	
63	H	Vanderbilt	55 63	7	H	UCLA	50 59	149	H	Furman	77 48	12	A	Baylor	38 72	
15	H	Mississippi St.	66 73													
273	A	Ole Miss	58 51													

Non-Div I Games:

Georgia

Average RPI Win:	332	WON-LOST	WINNING	LAST 10	STRENGTH OF	OPP. STRENGTH	TEAM	ADJ.	CONF.	ADJ CONF.
Average RPI Loss:	165	RECORD	PCT. RANK	GAMES	SCHEDULE	OF SCHEDULE	RPI	RPI	RPI	RPI
DIV. I ONLY	4- 13	296	3-7	238	325	318	318	22	22	
DIV. I NON-CONF.	3- 8	268	2-2	214	332	308	308	23	23	
TOTALS	RPI 1-25	RPI 26-50	W-L RECORDS	RPI 51-100	RPI 101-150	RPI 150+				
4- 13	0- 1	0- 1	OVERALL	0- 1	0- 3	4- 7				
3- 7	0- 1	0- 0	HOME	0- 1	0- 1	3- 4				
0- 6	0- 0	0- 1	AWAY	0- 0	0- 2	0- 3				
1- 0	0- 0	0- 0	NEUTRAL	0- 0	0- 0	1- 0				
3- 8	0- 1	0- 1	NON-CONFERENCE	0- 0	0- 2	3- 4				
2- 4	0- 1	0- 0	HOME	0- 0	0- 0	2- 3				
0- 4	0- 0	0- 1	AWAY	0- 0	0- 2	0- 1				
1- 0	0- 0	0- 0	NEUTRAL	0- 0	0- 0	1- 0				
1- 5	0- 0	0- 0	CONFERENCE	0- 1	0- 1	1- 3				
1- 3	0- 0	0- 0	HOME	0- 1	0- 1	1- 1				
0- 2	0- 0	0- 0	AWAY	0- 0	0- 0	0- 2				
0- 0	0- 0	0- 0	NEUTRAL	0- 0	0- 0	0- 0				

RPI 1-25				RPI 26-50				RPI 51-100				RPI 101+ Team's RPI: 318			
RPI	S	Opponent	Score	RPI	S	Opponent	Score	RPI	S	Opponent	Score	RPI	S	Opponent	Score
20	H	Maryland	41 114	39	A	Georgia Tech	28 69	70	H	Troy	57 71	119	A	UNC Greensboro	49 64
												125	H	Louisiana	65 75
												149	A	Furman	55 62
												162	H	Toledo	48 74
												201	A	Little Rock	46 66
												206	A	UTEP	68 71
												233	A	Arkansas St.	68 70
												238	H	South Alabama	64 81
												277	H	Alabama A&M	52 67
												308	H	FIU	63 70
												309	N	New Mexico St.	59 51
												323	H	SIUE	74 73
												347	H	La.-Monroe	68 52
												350	H	South Carolina St.	77 52
LAST 10 Division I															
70	H	Troy	57 71	125	H	Louisiana	65 75								
238	H	South Alabama	64 81	323	H	SIUE	74 73								
201	A	Little Rock	46 66	350	H	South Carolina St.	77 52								
233	A	Arkansas St.	68 70	20	H	Maryland	41 114								
347	H	La.-Monroe	68 52	119	A	UNC Greensboro	49 64								

Non-Div I Games:

Georgia St.

Average RPI Win:	147	WON-LOST	WINNING	LAST 10	STRENGTH OF	OPP. STRENGTH	TEAM	ADJ.	CONF.	ADJ CONF.
Average RPI Loss:	46	RECORD	PCT. RANK	GAMES	SCHEDULE	OF SCHEDULE	RPI	RPI	RPI	RPI
DIV. I ONLY	14- 4	39	7-3	84	13	39	39	5	5	
DIV. I NON-CONF.	9- 2	39	2-1	108	83	43	43	3	3	
TOTALS	RPI 1-25	RPI 26-50	W-L RECORDS	RPI 51-100	RPI 101-150	RPI 150+				
14- 4	1- 1	2- 1	OVERALL	3- 2	2- 0	6- 0				
8- 1	0- 0	2- 0	HOME	0- 1	1- 0	5- 0				
4- 1	1- 0	0- 0	AWAY	2- 1	0- 0	1- 0				
2- 2	0- 1	0- 1	NEUTRAL	1- 0	1- 0	0- 0				
9- 2	0- 1	0- 1	NON-CONFERENCE	2- 0	2- 0	5- 0				
5- 0	0- 0	0- 0	HOME	0- 0	1- 0	4- 0				
2- 0	0- 0	0- 0	AWAY	1- 0	0- 0	1- 0				
2- 2	0- 1	0- 1	NEUTRAL	1- 0	1- 0	0- 0				
5- 2	1- 0	2- 0	CONFERENCE	1- 2	0- 0	1- 0				
3- 1	0- 0	2- 0	HOME	0- 1	0- 0	1- 0				
2- 1	1- 0	0- 0	AWAY	1- 1	0- 0	0- 0				
0- 0	0- 0	0- 0	NEUTRAL	0- 0	0- 0	0- 0				

RPI 1-25				RPI 26-50				Team's RPI: 39				RPI 51-100				RPI 101+			
RPI	S	Opponent	Score	RPI	S	Opponent	Score	RPI	S	Opponent	Score	RPI	S	Opponent	Score	RPI	S	Opponent	Score
17	N	Texas A&M	48 60	26	N	Rutgers	43 46	59	A	Wake Forest	60 65	126	N	Rice	54 52				
18	A	Florida St.	67 52	35	H	Virginia	61 51	60	N	Seton Hall	79 54	139	H	Wisconsin	60 41				
				50	H	Miami (FL)	61 54	81	H	Boston College	48 55	157	H	Houston	69 38				
								83	A	Georgia	73 40	171	H	Clemson	49 47				
								92	A	Syracuse	82 64	228	H	ETSU	87 48				
												245	A	Kennesaw St.	63 47				
												318	H	Georgia St.	69 28				
												341	H	Grambling	89 42				
LAST 10 Division I																			
				81	H	Boston College	48 55	50	H	Miami (FL)	61 54								
				92	A	Syracuse	82 64	35	H	Virginia	61 51								
				171	H	Clemson	49 47	126	N	Rice	54 52								
				18	A	Florida St.	67 52	17	N	Texas A&M	48 60								
				59	A	Wake Forest	60 65	228	H	ETSU	87 48								

Non-Div I Games:

Georgia Tech

■ Loss,
 ■ Non-Conf,
 S Site,
 ■ Home
 ■ Away
 N Neutral

Gonzaga

Through Games Of Jan. 19, 2020

Average RPI Win:	122	WON-LOST	WINNING	LAST 10	STRENGTH OF	OPP. STRENGTH	TEAM	ADJ.	CONF.	ADJ CONF.
Average RPI Loss:	4	RECORD	PCT. RANK	GAMES	SCHEDULE	OF SCHEDULE	RPI	RPI	RPI	RPI
DIV. I ONLY	18- 1	1	10-0	55	14	9	9	11	11	
DIV. I NON-CONF.	11- 1	13	3-0	30	6	4	4	11	11	
TOTALS	RPI 1-25	RPI 26-50	W-L RECORDS	RPI 51-100	RPI 101-150	RPI 150+				
18- 1	1- 1	1- 0	OVERALL	6- 0	4- 0	6- 0				
8- 0	1- 0	0- 0	HOME	2- 0	3- 0	2- 0				
7- 1	0- 1	0- 0	AWAY	2- 0	1- 0	4- 0				
3- 0	0- 0	1- 0	NEUTRAL	2- 0	0- 0	0- 0				
11- 1	1- 1	1- 0	NON-CONFERENCE	5- 0	2- 0	2- 0				
5- 0	1- 0	0- 0	HOME	2- 0	1- 0	1- 0				
3- 1	0- 1	0- 0	AWAY	1- 0	1- 0	1- 0				
3- 0	0- 0	1- 0	NEUTRAL	2- 0	0- 0	0- 0				
7- 0	0- 0	0- 0	CONFERENCE	1- 0	2- 0	4- 0				
3- 0	0- 0	0- 0	HOME	0- 0	2- 0	1- 0				
4- 0	0- 0	0- 0	AWAY	1- 0	0- 0	3- 0				
0- 0	0- 0	0- 0	NEUTRAL	0- 0	0- 0	0- 0				

RPI	S	Opponent	Score	RPI	S	Opponent	Score	RPI	S	Opponent	Score	RPI	S	Opponent	Score
2	H	Missouri St.	64 52	33	N	Purdue	63 50	53	N	Middle Tenn.	62 50	111	A	Montana St.	70 55
4	A	Stanford	70 76					65	H	UT Martin	78 55	113	H	Pacific	68 67
								67	A	BYU	55 43	128	H	Portland	62 57
								73	A	Washington St.	76 53	146	H	CSU Bakersfield	92 48
								88	N	Dayton	76 65	155	A	San Diego	57 42
								91	H	Texas Southern	80 45	165	A	Santa Clara	67 52
												167	H	Saint Mary's (CA)	74 49
												217	A	Wyoming	65 54
												227	A	San Francisco	69 46
												289	H	Eastern Wash.	84 44
LAST 10 Division I															
227	A	San Francisco	69 46	67	A	BYU	55 43								
165	A	Santa Clara	67 52	128	H	Portland	62 57								
113	H	Pacific	68 67	2	H	Missouri St.	64 52								
167	H	Saint Mary's (CA)	74 49	217	A	Wyoming	65 54								
155	A	San Diego	57 42	91	H	Texas Southern	80 45								

Non-Div I Games:

Gonzaga

■ Loss,
 ■ Non-Conf, S Site,
 ■ Home
 ■ Away
 N Neutral

Grambling

Through Games Of Jan. 19, 2020

Average RPI Win: 277	WON-LOST	WINNING	LAST 10	STRENGTH OF	OPP. STRENGTH	TEAM	ADJ.	CONF.	ADJ CONF.
Average RPI Loss: 195	RECORD	PCT. RANK	GAMES	SCHEDULE	OF SCHEDULE	RPI	RPI	RPI	RPI
DIV. I ONLY	1- 14	344	1-9	245	289	341	341	31	31
DIV. I NON-CONF.	0- 10	338	0-5	63	245	303	303	28	28
TOTALS	RPI 1-25	RPI 26-50	W-L RECORDS	RPI 51-100	RPI 101-150	RPI 150+			
1- 14	0- 2	0- 1	OVERALL	0- 0	0- 3	1- 8			
1- 4	0- 0	0- 0	HOME	0- 0	0- 2	1- 2			
0- 9	0- 2	0- 1	AWAY	0- 0	0- 1	0- 5			
0- 1	0- 0	0- 0	NEUTRAL	0- 0	0- 0	0- 1			
0- 10	0- 2	0- 1	NON-CONFERENCE	0- 0	0- 3	0- 4			
0- 2	0- 0	0- 0	HOME	0- 0	0- 2	0- 0			
0- 7	0- 2	0- 1	AWAY	0- 0	0- 1	0- 3			
0- 1	0- 0	0- 0	NEUTRAL	0- 0	0- 0	0- 1			
1- 4	0- 0	0- 0	CONFERENCE	0- 0	0- 0	1- 4			
1- 2	0- 0	0- 0	HOME	0- 0	0- 0	1- 2			
0- 2	0- 0	0- 0	AWAY	0- 0	0- 0	0- 2			
0- 0	0- 0	0- 0	NEUTRAL	0- 0	0- 0	0- 0			

RPI 1-25				RPI 26-50				RPI 51-100				RPI 101+ Team's RPI: 341			
RPI	S	Opponent	Score	RPI	S	Opponent	Score	RPI	S	Opponent	Score	RPI	S	Opponent	Score
12	A	Baylor	46 120	39	A	Georgia Tech	42 89					116	H	UT Arlington	54 88
19	A	Kentucky	35 81									134	A	Wichita St.	65 77
												136	H	Florida	65 72
												199	N	Binghamton	67 88
												236	A	Southern U.	57 81
												256	A	Louisiana Tech	66 70
												277	H	Alabama A&M	69 59
												301	H	Prairie View	54 67
												308	A	FIU	55 56
												314	H	Alabama St.	59 73
												321	A	Alcorn	54 80
												345	A	Northwestern St.	61 65
LAST 10 Division I															
301	H	Prairie View	54 67	134	A	Wichita St.	65 77								
321	A	Alcorn	54 80	199	N	Binghamton	67 88								
236	A	Southern U.	57 81	308	A	FIU	55 56								
314	H	Alabama St.	59 73	256	A	Louisiana Tech	66 70								
277	H	Alabama A&M	69 59	345	A	Northwestern St.	61 65								

Non-Div I Games: Centenary (LA) 106 42

Grambling

■ Loss,
 ■ Non-Conf,
 ■ S Site,
 ■ H Home
 ■ A Away
 N Neutral

Grand Canyon

Through Games Of Jan. 19, 2020

Average RPI Win:	264	WON-LOST	WINNING	LAST 10	STRENGTH OF	OPP. STRENGTH	TEAM	ADJ.	CONF.	ADJ CONF.
Average RPI Loss:	169	RECORD	PCT. RANK	GAMES	SCHEDULE	OF SCHEDULE	RPI	RPI	RPI	RPI
DIV. I ONLY	5- 8	237	4-6	231	299	276	276	32	32	
DIV. I NON-CONF.	3- 6	235	2-4	156	278	269	269	32	32	
TOTALS	RPI 1-25	RPI 26-50	W-L RECORDS	RPI 51-100	RPI 101-150	RPI 150+				
5- 8	0- 0	0- 0	OVERALL	0- 1	0- 2	5- 5				
4- 4	0- 0	0- 0	HOME	0- 0	0- 1	4- 3				
1- 4	0- 0	0- 0	AWAY	0- 1	0- 1	1- 2				
0- 0	0- 0	0- 0	NEUTRAL	0- 0	0- 0	0- 0				
3- 6	0- 0	0- 0	NON-CONFERENCE	0- 1	0- 1	3- 4				
3- 2	0- 0	0- 0	HOME	0- 0	0- 0	3- 2				
0- 4	0- 0	0- 0	AWAY	0- 1	0- 1	0- 2				
0- 0	0- 0	0- 0	NEUTRAL	0- 0	0- 0	0- 0				
2- 2	0- 0	0- 0	CONFERENCE	0- 0	0- 1	2- 1				
1- 2	0- 0	0- 0	HOME	0- 0	0- 1	1- 1				
1- 0	0- 0	0- 0	AWAY	0- 0	0- 0	1- 0				
0- 0	0- 0	0- 0	NEUTRAL	0- 0	0- 0	0- 0				

RPI 1-25			RPI 26-50			RPI 51-100			RPI 101+			Team's RPI: 276
RPI	S	Opponent	Score	RPI	S	Opponent	Score	RPI	S	Opponent	Score	
						100 A California	53 72			128 A Portland	41 73	
										146 H CSU Bakersfield	54 59	
										164 A Montana	67 72	
										172 A Portland St.	46 69	
										192 H North Dakota	76 78	
										194 H UNLV	53 51	
										197 H Southern Utah	69 65	
										223 H Cal St. Fullerton	70 80	
										226 H UMKC	53 74	
										280 H UC Santa Barbara	58 57	
										303 A California Baptist	62 58	
										346 H Chicago St.	69 49	
LAST 10 Division I												
226	H	UMKC	53 74	280	H	UC Santa Barbara	58 57					
346	H	Chicago St.	69 49	194	H	UNLV	53 51					
303	A	California Baptist	62 58	128	A	Portland	41 73					
146	H	CSU Bakersfield	54 59	172	A	Portland St.	46 69					
100	A	California	53 72	223	H	Cal St. Fullerton	70 80					

Non-Div I Games: Benedictine Mesa 72 53 Whittier 77 41

Grand Canyon

Loss, Non-Conf, S Site, H Home A Away N Neutral

Average RPI Win:	220	WON-LOST	WINNING	LAST 10	STRENGTH OF	OPP. STRENGTH	TEAM	ADJ.	CONF.	ADJ CONF.
Average RPI Loss:	97	RECORD	PCT. RANK	GAMES	SCHEDULE	OF SCHEDULE	RPI	RPI	RPI	RPI
DIV. I ONLY	9- 10	190	4-6	150	106	182	182	19	19	
DIV. I NON-CONF.	5- 7	205	0-3	47	25	112	112	18	18	
TOTALS	RPI 1-25	RPI 26-50	W-L RECORDS	RPI 51-100	RPI 101-150	RPI 150+				
9- 10	1- 2	0- 2	OVERALL	1- 3	1- 1	6- 2				
4- 6	0- 1	0- 2	HOME	0- 2	1- 1	3- 0				
3- 3	1- 0	0- 0	AWAY	0- 1	0- 0	2- 2				
2- 1	0- 1	0- 0	NEUTRAL	1- 0	0- 0	1- 0				
5- 7	1- 2	0- 2	NON-CONFERENCE	1- 2	1- 0	2- 1				
1- 4	0- 1	0- 2	HOME	0- 1	1- 0	0- 0				
2- 2	1- 0	0- 0	AWAY	0- 1	0- 0	1- 1				
2- 1	0- 1	0- 0	NEUTRAL	1- 0	0- 0	1- 0				
4- 3	0- 0	0- 0	CONFERENCE	0- 1	0- 1	4- 1				
3- 2	0- 0	0- 0	HOME	0- 1	0- 1	3- 0				
1- 1	0- 0	0- 0	AWAY	0- 0	0- 0	1- 1				
0- 0	0- 0	0- 0	NEUTRAL	0- 0	0- 0	0- 0				

RPI 1-25				RPI 26-50				RPI 51-100				RPI 101+ Team's RPI: 182			
RPI	S	Opponent	Score	RPI	S	Opponent	Score	RPI	S	Opponent	Score	RPI	S	Opponent	Score
13	H	DePaul	65 76	40	H	Marquette	47 60	55	H	IUPUI	42 54	133	H	Wright St.	58 70
15	N	Mississippi St.	58 83	43	H	South Dakota	60 66	79	A	Marist	60 72	143	H	Missouri	72 64
23	A	Central Mich.	111 105					82	H	South Dakota St.	55 60	213	N	Bowling Green	73 54
								92	N	Syracuse	79 73	224	H	Northern Ky.	65 44
												246	A	Maine	60 61
												267	A	Oakland	88 93
												283	H	Milwaukee	61 48
												312	A	Detroit Mercy	65 48
												340	H	UIC	73 36
												346	A	Chicago St.	102 46
LAST 10 Division I															
340	H	UIC	73 36	133	H	Wright St.	58 70								
55	H	IUPUI	42 54	224	H	Northern Ky.	65 44								
312	A	Detroit Mercy	65 48	82	H	South Dakota St.	55 60								
267	A	Oakland	88 93	79	A	Marist	60 72								
283	H	Milwaukee	61 48	246	A	Maine	60 61								

Non-Div I Games:

Green Bay

■ Loss,
■ Non-Conf,
■ S Site,
■ H Home
■ A Away
N Neutral

Average RPI Win:	231	WON-LOST	WINNING	LAST 10	STRENGTH OF	OPP. STRENGTH	TEAM	ADJ.	CONF.	ADJ CONF.
Average RPI Loss:	150	RECORD	PCT. RANK	GAMES	SCHEDULE	OF SCHEDULE	RPI	RPI	RPI	RPI
DIV. I ONLY	10- 7	123	7-3	221	268	173	173	27	27	
DIV. I NON-CONF.	4- 5	195	1-1	120	114	147	147	30	30	
TOTALS	RPI 1-25	RPI 26-50	W-L RECORDS	RPI 51-100	RPI 101-150	RPI 150+				
10- 7	0- 0	0- 1	OVERALL	1- 0	1- 3	8- 3				
4- 4	0- 0	0- 0	HOME	0- 0	0- 2	4- 2				
4- 3	0- 0	0- 1	AWAY	1- 0	0- 1	3- 1				
2- 0	0- 0	0- 0	NEUTRAL	0- 0	1- 0	1- 0				
4- 5	0- 0	0- 1	NON-CONFERENCE	1- 0	1- 2	2- 2				
0- 3	0- 0	0- 0	HOME	0- 0	0- 1	0- 2				
2- 2	0- 0	0- 1	AWAY	1- 0	0- 1	1- 0				
2- 0	0- 0	0- 0	NEUTRAL	0- 0	1- 0	1- 0				
6- 2	0- 0	0- 0	CONFERENCE	0- 0	0- 1	6- 1				
4- 1	0- 0	0- 0	HOME	0- 0	0- 1	4- 0				
2- 1	0- 0	0- 0	AWAY	0- 0	0- 0	2- 1				
0- 0	0- 0	0- 0	NEUTRAL	0- 0	0- 0	0- 0				

RPI S	Opponent	Score	RPI S	Opponent	Score	RPI S	Opponent	Score	RPI S	Opponent	Score
			37 A	Old Dominion	38 75	68 A	Alabama	64 61			
									108 H	Liberty	59 83
									130 N	Richmond	69 65
									131 H	Campbell	31 68
									149 A	Furman	65 70
									169 H	Norfolk St.	56 77
									189 H	Fla. Atlantic	63 64
									202 A	Chattanooga	84 55
									214 N	Mt. St. Mary's	68 60
									231 H	UNC Asheville	68 59
									241 H	Gardner-Webb	63 58
									259 H	Radford	51 48
									265 A	Winthrop	66 72
									297 A	Presbyterian	71 42
									332 H	USC Upstate	60 40
									339 A	Charleston So.	64 59
LAST 10 Division I											
			339 A	Charleston So.	64 59				241 H	Gardner-Webb	63 58
			332 H	USC Upstate	60 40				231 H	UNC Asheville	68 59
			131 H	Campbell	31 68				265 A	Winthrop	66 72
			259 H	Radford	51 48				130 N	Richmond	69 65
			297 A	Presbyterian	71 42				37 A	Old Dominion	38 75

Non-Div I Games:

Hampton

■ Loss,
 ■ Non-Conf,
 ■ S Site,
 ■ H Home
 ■ A Away
 N Neutral

Average RPI Win:	0	WON-LOST	WINNING	LAST 10	STRENGTH OF	OPP. STRENGTH	TEAM	ADJ.	CONF.	ADJ CONF.
Average RPI Loss:	186	RECORD	PCT. RANK	GAMES	SCHEDULE	OF SCHEDULE	RPI	RPI	RPI	RPI
DIV. I ONLY	0- 18	349	0-10	190	303	336	336	28	28	
DIV. I NON-CONF.	0- 13	338	0-5	183	284	335	335	27	27	
TOTALS	RPI 1-25	RPI 26-50	W-L RECORDS	RPI 51-100	RPI 101-150	RPI 150+				
0- 18	0- 1	0- 0	OVERALL	0- 1	0- 7	0- 9				
0- 8	0- 0	0- 0	HOME	0- 0	0- 2	0- 6				
0- 10	0- 1	0- 0	AWAY	0- 1	0- 5	0- 3				
0- 0	0- 0	0- 0	NEUTRAL	0- 0	0- 0	0- 0				
0- 13	0- 1	0- 0	NON-CONFERENCE	0- 1	0- 6	0- 5				
0- 6	0- 0	0- 0	HOME	0- 0	0- 2	0- 4				
0- 7	0- 1	0- 0	AWAY	0- 1	0- 4	0- 1				
0- 0	0- 0	0- 0	NEUTRAL	0- 0	0- 0	0- 0				
0- 5	0- 0	0- 0	CONFERENCE	0- 0	0- 1	0- 4				
0- 2	0- 0	0- 0	HOME	0- 0	0- 0	0- 2				
0- 3	0- 0	0- 0	AWAY	0- 0	0- 1	0- 2				
0- 0	0- 0	0- 0	NEUTRAL	0- 0	0- 0	0- 0				

RPI 1-25				RPI 26-50				RPI 51-100				RPI 101+ Team's RPI: 336			
RPI	S	Opponent	Score	RPI	S	Opponent	Score	RPI	S	Opponent	Score	RPI	S	Opponent	Score
21	A	Princeton	42 73					99	A	Michigan St.	34 79	103	A	Stony Brook	55 66
												110	H	Providence	57 75
												121	A	Penn	46 74
												123	A	Massachusetts	48 74
												140	A	Northeastern	47 60
												141	A	Harvard	44 53
												142	H	Rhode Island	56 68
												160	A	William & Mary	44 61
												208	H	Quinnipiac	50 87
												225	H	UMass Lowell	63 68
												246	A	Maine	73 87
												251	H	Vermont	53 63
												281	A	New Hampshire	71 72
												315	H	Hofstra	41 43
												324	H	NJIT	52 61
												344	H	Central Conn. St.	54 61
LAST 10 Division I															
251	H	Vermont	53 63	208	H	Quinnipiac	50 87								
103	A	Stony Brook	55 66	344	H	Central Conn. St.	54 61								
225	H	UMass Lowell	63 68	140	A	Northeastern	47 60								
281	A	New Hampshire	71 72	21	A	Princeton	42 73								
246	A	Maine	73 87	324	H	NJIT	52 61								

Non-Div I Games:

Hartford

■ Loss,
 ■ Non-Conf,
 ■ S Site,
 ■ H Home
 ■ A Away
 N Neutral

HarvardHarvard

Harvard

Average RPI Win:	206	WON-LOST	WINNING	LAST 10	STRENGTH OF	OPP. STRENGTH	TEAM	ADJ.	CONF.	ADJ CONF.
Average RPI Loss:	148	RECORD	PCT. RANK	GAMES	SCHEDULE	OF SCHEDULE	RPI	RPI	RPI	RPI
DIV. I ONLY	7- 9	206	4-6	106	196	187	187	26	26	
DIV. I NON-CONF.	5- 7	205	2-4	71	161	161	161	26	26	
TOTALS	RPI 1-25	RPI 26-50	W-L RECORDS	RPI 51-100	RPI 101-150	RPI 150+				
7- 9	0- 2	0- 0	OVERALL	1- 1	1- 2	5- 4				
5- 4	0- 1	0- 0	HOME	1- 1	0- 1	4- 1				
2- 5	0- 1	0- 0	AWAY	0- 0	1- 1	1- 3				
0- 0	0- 0	0- 0	NEUTRAL	0- 0	0- 0	0- 0				
5- 7	0- 2	0- 0	NON-CONFERENCE	1- 1	1- 2	3- 2				
3- 4	0- 1	0- 0	HOME	1- 1	0- 1	2- 1				
2- 3	0- 1	0- 0	AWAY	0- 0	1- 1	1- 1				
0- 0	0- 0	0- 0	NEUTRAL	0- 0	0- 0	0- 0				
2- 2	0- 0	0- 0	CONFERENCE	0- 0	0- 0	2- 2				
2- 0	0- 0	0- 0	HOME	0- 0	0- 0	2- 0				
0- 2	0- 0	0- 0	AWAY	0- 0	0- 0	0- 2				
0- 0	0- 0	0- 0	NEUTRAL	0- 0	0- 0	0- 0				

RPI 1-25				RPI 26-50				RPI 51-100				RPI 101+ Team's RPI: 187			
RPI	S	Opponent	Score	RPI	S	Opponent	Score	RPI	S	Opponent	Score	RPI	S	Opponent	Score
10	A	Oregon St.	32 64					52	H	Texas	73 60	106	A	Washington	62 50
14	H	NC State	59 68					91	H	Texas Southern	57 74	120	A	Idaho	52 67
												121	H	Penn	55 70
												222	A	UC Davis	49 62
												223	H	Cal St. Fullerton	79 72
												235	H	UC Riverside	80 57
												249	H	North Texas	60 66
												253	A	CSUN	54 58
												254	A	LMU (CA)	51 65
												261	A	Pepperdine	52 51
												272	H	San Diego St.	61 58
												294	H	UTSA	62 50
LAST 10 Division I															
223	H	Cal St. Fullerton	79 72	120	A	Idaho	52 67								
235	H	UC Riverside	80 57	106	A	Washington	62 50								
222	A	UC Davis	49 62	10	A	Oregon St.	32 64								
253	A	CSUN	54 58	52	H	Texas	73 60								
121	H	Penn	55 70	14	H	NC State	59 68								

Non-Div I Games: Hope Int'l 86 49

Hawaii

Average RPI Win:	295	WON-LOST	WINNING	LAST 10	STRENGTH OF	OPP. STRENGTH	TEAM	ADJ.	CONF.	ADJ CONF.
Average RPI Loss:	161	RECORD	PCT. RANK	GAMES	SCHEDULE	OF SCHEDULE	RPI	RPI	RPI	RPI
DIV. I ONLY	6- 10	238	4-6	247	314	239	239	27	27	
DIV. I NON-CONF.	2- 7	288	0-3	215	188	285	285	30	30	
TOTALS	RPI 1-25	RPI 26-50	W-L RECORDS	RPI 51-100	RPI 101-150	RPI 150+				
6- 10	0- 0	0- 1	OVERALL	0- 1	0- 3	6- 5				
3- 2	0- 0	0- 0	HOME	0- 1	0- 0	3- 1				
3- 8	0- 0	0- 1	AWAY	0- 0	0- 3	3- 4				
0- 0	0- 0	0- 0	NEUTRAL	0- 0	0- 0	0- 0				
2- 7	0- 0	0- 1	NON-CONFERENCE	0- 1	0- 2	2- 3				
1- 2	0- 0	0- 0	HOME	0- 1	0- 0	1- 1				
1- 5	0- 0	0- 1	AWAY	0- 0	0- 2	1- 2				
0- 0	0- 0	0- 0	NEUTRAL	0- 0	0- 0	0- 0				
4- 3	0- 0	0- 0	CONFERENCE	0- 0	0- 1	4- 2				
2- 0	0- 0	0- 0	HOME	0- 0	0- 0	2- 0				
2- 3	0- 0	0- 0	AWAY	0- 0	0- 1	2- 2				
0- 0	0- 0	0- 0	NEUTRAL	0- 0	0- 0	0- 0				

RPI 1-25				RPI 26-50				RPI 51-100				RPI 101+				Team's RPI: 239			
RPI	S	Opponent	Score	RPI	S	Opponent	Score	RPI	S	Opponent	Score	RPI	S	Opponent	Score				
				49	A	Duke	57 93					86	H	Davidson	63 73	114	A	Butler	52 74
																119	A	UNC Greensboro	70 82
																131	A	Campbell	36 73
																169	A	Norfolk St.	58 72
																193	A	American	48 56
																228	H	ETSU	80 62
																231	A	UNC Asheville	60 76
																248	H	Col. of Charleston	70 79
																259	H	Radford	68 58
																265	A	Winthrop	63 69
																286	A	Longwood	76 69
																326	A	N.C. Central	78 58
																332	H	USC Upstate	85 46
																339	A	Charleston So.	84 70
LAST 10 Division I																			
				286	A	Longwood	76 69					265	A	Winthrop	63 69				
				339	A	Charleston So.	84 70					131	A	Campbell	36 73				
				231	A	UNC Asheville	60 76					119	A	UNC Greensboro	70 82				
				259	H	Radford	68 58					114	A	Butler	52 74				
				332	H	USC Upstate	85 46					86	H	Davidson	63 73				

Non-Div I Games:

High Point

■ Loss,
 ■ Non-Conf,
 ■ S Site,
 ■ H Home
 ■ A Away
 N Neutral

Hofstra

Through Games Of Jan. 19, 2020

Average RPI Win:	252	WON-LOST	WINNING	LAST 10	STRENGTH OF	OPP. STRENGTH	TEAM	ADJ.	CONF.	ADJ CONF.
Average RPI Loss:	189	RECORD	PCT. RANK	GAMES	SCHEDULE	OF SCHEDULE	RPI	RPI	RPI	RPI
DIV. I ONLY	3- 13	313	2-8	226	333	315	315	14	14	
DIV. I NON-CONF.	3- 8	268	2-3	254	345	316	316	13	13	
TOTALS	RPI 1-25	RPI 26-50	W-L RECORDS	RPI 51-100	RPI 101-150	RPI 150+				
3- 13	0- 0	0- 0	OVERALL	0- 1	1- 3	2- 9				
2- 5	0- 0	0- 0	HOME	0- 0	1- 2	1- 3				
1- 6	0- 0	0- 0	AWAY	0- 1	0- 1	1- 4				
0- 2	0- 0	0- 0	NEUTRAL	0- 0	0- 0	0- 2				
3- 8	0- 0	0- 0	NON-CONFERENCE	0- 0	1- 1	2- 7				
2- 3	0- 0	0- 0	HOME	0- 0	1- 1	1- 2				
1- 3	0- 0	0- 0	AWAY	0- 0	0- 0	1- 3				
0- 2	0- 0	0- 0	NEUTRAL	0- 0	0- 0	0- 2				
0- 5	0- 0	0- 0	CONFERENCE	0- 1	0- 2	0- 2				
0- 2	0- 0	0- 0	HOME	0- 0	0- 1	0- 1				
0- 3	0- 0	0- 0	AWAY	0- 1	0- 1	0- 1				
0- 0	0- 0	0- 0	NEUTRAL	0- 0	0- 0	0- 0				

RPI S	Opponent	Score	RPI S	Opponent	Score	RPI S	Opponent	Score	RPI S	Opponent	Score
						87	A Drexel	54 74	103	H Stony Brook	38 81
									107	H Elon	56 69
									131	H Campbell	58 55
									140	A Northeastern	51 74
									157	N Houston	44 54
									160	H William & Mary	53 66
									163	N Samford	45 65
									186	H Cleveland St.	51 61
									234	H Howard	64 73
									242	A Fairfield	64 73
									252	A Delaware	59 80
									274	A Sacred Heart	44 71
									290	H Morgan St.	51 39
									336	A Hartford	43 41
									348	A LIU Brooklyn	46 85
LAST 10 Division I											
107	H	Elon	56	69	163	N	Samford	45	65		
160	H	William & Mary	53	66	157	N	Houston	44	54		
87	A	Drexel	54	74	131	H	Campbell	58	55		
252	A	Delaware	59	80	242	A	Fairfield	64	73		
140	A	Northeastern	51	74	290	H	Morgan St.	51	39		

Non-Div I Games:

Hofstra

Loss, Non-Conf, S Site, H Home A Away N Neutral

Holy Cross

Through Games Of Jan. 19, 2020

Average RPI Win:	234	WON-LOST	WINNING	LAST 10	STRENGTH OF	OPP. STRENGTH	TEAM	ADJ.	CONF.	ADJ CONF.
Average RPI Loss:	136	RECORD	PCT. RANK	GAMES	SCHEDULE	OF SCHEDULE	RPI	RPI	RPI	RPI
DIV. I ONLY	11- 6	88	7-3	268	185	137	137	15	15	
DIV. I NON-CONF.	7- 4	100	3-1	237	233	107	107	15	15	
TOTALS	RPI 1-25	RPI 26-50	W-L RECORDS	RPI 51-100	RPI 101-150	RPI 150+				
11- 6	0- 0	0- 0	OVERALL	1- 2	0- 3	10- 1				
6- 1	0- 0	0- 0	HOME	1- 1	0- 0	5- 0				
5- 5	0- 0	0- 0	AWAY	0- 1	0- 3	5- 1				
0- 0	0- 0	0- 0	NEUTRAL	0- 0	0- 0	0- 0				
7- 4	0- 0	0- 0	NON-CONFERENCE	1- 1	0- 3	6- 0				
4- 0	0- 0	0- 0	HOME	1- 0	0- 0	3- 0				
3- 4	0- 0	0- 0	AWAY	0- 1	0- 3	3- 0				
0- 0	0- 0	0- 0	NEUTRAL	0- 0	0- 0	0- 0				
4- 2	0- 0	0- 0	CONFERENCE	0- 1	0- 0	4- 1				
2- 1	0- 0	0- 0	HOME	0- 1	0- 0	2- 0				
2- 1	0- 0	0- 0	AWAY	0- 0	0- 0	2- 1				
0- 0	0- 0	0- 0	NEUTRAL	0- 0	0- 0	0- 0				

RPI S	Opponent	Score	RPI S	Opponent	Score	RPI S	Opponent	Score	RPI S	Opponent	Score	Team's RPI: 137
58	H Bucknell	40 51	123	A Massachusetts	72 75							
81	H Boston College	80 71	135	A Illinois	75 78							
94	A North Florida	60 80	142	A Rhode Island	58 73							
			184	H Merrimack	68 42							
			193	H American	72 59							
			229	A Brown	83 71							
			230	A Stetson	75 63							
			237	H Lafayette	57 56							
			263	A Army West Point	48 61							
			271	A Navy	58 49							
			274	A Sacred Heart	65 52							
			279	A Loyola Maryland	64 56							
			281	H New Hampshire	82 61							
			319	H Bryant	87 75							
LAST 10 Division I												
193	H American	72 59	279	A Loyola Maryland	64 56							
263	A Army West Point	48 61	230	A Stetson	75 63							
58	H Bucknell	40 51	94	A North Florida	60 80							
237	H Lafayette	57 56	281	H New Hampshire	82 61							
271	A Navy	58 49	274	A Sacred Heart	65 52							

Non-Div I Games:

Holy Cross

Loss, Non-Conf, S Site, H Home A Away N Neutral

Average RPI Win:	228	WON-LOST	WINNING	LAST 10	STRENGTH OF	OPP. STRENGTH	TEAM	ADJ.	CONF.	ADJ CONF.
Average RPI Loss:	85	RECORD	PCT. RANK	GAMES	SCHEDULE	OF SCHEDULE	RPI	RPI	RPI	RPI
DIV. I ONLY	9- 9	169	5-5	103	78	157	157	9	9	
DIV. I NON-CONF.	7- 7	164	3-3	137	109	154	154	9	9	
TOTALS	RPI 1-25	RPI 26-50	W-L RECORDS	RPI 51-100	RPI 101-150	RPI 150+				
9- 9	0- 2	1- 2	OVERALL	0- 2	0- 1	8- 2				
7- 2	0- 0	1- 1	HOME	0- 1	0- 0	6- 0				
0- 5	0- 2	0- 1	AWAY	0- 0	0- 1	0- 1				
2- 2	0- 0	0- 0	NEUTRAL	0- 1	0- 0	2- 1				
7- 7	0- 1	1- 2	NON-CONFERENCE	0- 1	0- 1	6- 2				
5- 1	0- 0	1- 1	HOME	0- 0	0- 0	4- 0				
0- 4	0- 1	0- 1	AWAY	0- 0	0- 1	0- 1				
2- 2	0- 0	0- 0	NEUTRAL	0- 1	0- 0	2- 1				
2- 2	0- 1	0- 0	CONFERENCE	0- 1	0- 0	2- 0				
2- 1	0- 0	0- 0	HOME	0- 1	0- 0	2- 0				
0- 1	0- 1	0- 0	AWAY	0- 0	0- 0	0- 0				
0- 0	0- 0	0- 0	NEUTRAL	0- 0	0- 0	0- 0				

RPI 1-25				RPI 26-50				RPI 51-100				RPI 101+ Team's RPI: 157			
RPI	S	Opponent	Score	RPI	S	Opponent	Score	RPI	S	Opponent	Score	RPI	S	Opponent	Score
5	A	UConn	51 91	27	H	Oklahoma	85 69	57	H	Temple	58 61	117	A	Fordham	54 63
17	A	Texas A&M	43 72	31	H	FGCU	45 57	92	N	Syracuse	62 87	170	H	Memphis	75 65
				39	A	Georgia Tech	38 69					175	H	Southern Miss.	75 60
												178	A	New Mexico	71 81
												227	N	San Francisco	57 80
												247	H	Southeastern La.	78 65
												256	H	Louisiana Tech	67 53
												262	H	East Carolina	72 63
												299	H	Houston Baptist	82 60
												303	N	California Baptist	96 75
												315	N	Hofstra	54 44
LAST 10 Division I															
262	H	East Carolina	72 63	315	N	Hofstra	54 44								
5	A	UConn	51 91	175	H	Southern Miss.	75 60								
57	H	Temple	58 61	17	A	Texas A&M	43 72								
170	H	Memphis	75 65	256	H	Louisiana Tech	67 53								
117	A	Fordham	54 63	31	H	FGCU	45 57								

Non-Div I Games:

Houston

■ Loss,
 ■ Non-Conf,
 S Site,
 ■ Home
 ■ Away
 N Neutral

Houston Baptist

Through Games Of Jan. 19, 2020

Average RPI Win:	296	WON-LOST	WINNING	LAST 10	STRENGTH OF	OPP. STRENGTH	TEAM	ADJ.	CONF.	ADJ CONF.
Average RPI Loss:	182	RECORD	PCT. RANK	GAMES	SCHEDULE	OF SCHEDULE	RPI	RPI	RPI	RPI
DIV. I ONLY	2- 11	323	1-9	208	324	299	299	25	25	
DIV. I NON-CONF.	2- 5	259	1-3	112	298	182	182	22	22	
TOTALS	RPI 1-25	RPI 26-50	W-L RECORDS	RPI 51-100	RPI 101-150	RPI 150+				
2- 11	0- 1	0- 0	OVERALL	0- 0	0- 3	2- 7				
0- 4	0- 0	0- 0	HOME	0- 0	0- 2	0- 2				
2- 7	0- 1	0- 0	AWAY	0- 0	0- 1	2- 5				
0- 0	0- 0	0- 0	NEUTRAL	0- 0	0- 0	0- 0				
2- 5	0- 1	0- 0	NON-CONFERENCE	0- 0	0- 1	2- 3				
0- 1	0- 0	0- 0	HOME	0- 0	0- 0	0- 1				
2- 4	0- 1	0- 0	AWAY	0- 0	0- 1	2- 2				
0- 0	0- 0	0- 0	NEUTRAL	0- 0	0- 0	0- 0				
0- 6	0- 0	0- 0	CONFERENCE	0- 0	0- 2	0- 4				
0- 3	0- 0	0- 0	HOME	0- 0	0- 2	0- 1				
0- 3	0- 0	0- 0	AWAY	0- 0	0- 0	0- 3				
0- 0	0- 0	0- 0	NEUTRAL	0- 0	0- 0	0- 0				

RPI 1-25				RPI 26-50				RPI 51-100				RPI 101+ Team's RPI: 299			
RPI	S	Opponent	Score	RPI	S	Opponent	Score	RPI	S	Opponent	Score	RPI	S	Opponent	Score
12	A	Baylor	42 112									134	A	Wichita St.	42 59
												148	H	SFA	42 59
												150	H	Sam Houston St.	69 97
												157	A	Houston	60 82
												179	A	Texas Tech	51 59
												195	A	Lamar University	53 60
												211	H	Northern Ariz.	62 79
												221	A	Central Ark.	39 63
												244	A	Oral Roberts	74 73
												247	H	Southeastern La.	59 69
												345	A	Northwestern St.	60 69
												347	A	La.-Monroe	72 65
LAST 10 Division I															
150	H	Sam Houston St.	69 97	148	H	SFA	42 59								
195	A	Lamar University	53 60	179	A	Texas Tech	51 59								
345	A	Northwestern St.	60 69	347	A	La.-Monroe	72 65								
221	A	Central Ark.	39 63	211	H	Northern Ariz.	62 79								
247	H	Southeastern La.	59 69	134	A	Wichita St.	42 59								

Non-Div I Games: LSU-Shreveport 67 44 Paul Quinn 63 34

Houston Baptist

Loss, Non-Conf, S Site, H Home A Away N Neutral

Average RPI Win: 293	WON-LOST	WINNING	LAST 10	STRENGTH OF	OPP. STRENGTH	TEAM	ADJ.	CONF.	ADJ CONF.
Average RPI Loss: 148	RECORD	PCT. RANK	GAMES	SCHEDULE	OF SCHEDULE	RPI	RPI	RPI	RPI
DIV. I ONLY	10- 8	147	6-4	321	282	234	234	30	30
DIV. I NON-CONF.	8- 5	117	4-1	303	250	183	183	31	31

TOTALS	RPI 1-25	RPI 26-50	W-L RECORDS	RPI 51-100	RPI 101-150	RPI 150+			
10- 8	0- 0	0- 0	OVERALL	0- 3	0- 1	10- 4			
4- 3	0- 0	0- 0	HOME	0- 0	0- 0	4- 3			
6- 3	0- 0	0- 0	AWAY	0- 2	0- 0	6- 1			
0- 2	0- 0	0- 0	NEUTRAL	0- 1	0- 1	0- 0			
8- 5	0- 0	0- 0	NON-CONFERENCE	0- 3	0- 1	8- 1			
3- 1	0- 0	0- 0	HOME	0- 0	0- 0	3- 1			
5- 2	0- 0	0- 0	AWAY	0- 2	0- 0	5- 0			
0- 2	0- 0	0- 0	NEUTRAL	0- 1	0- 1	0- 0			
2- 3	0- 0	0- 0	CONFERENCE	0- 0	0- 0	2- 3			
1- 2	0- 0	0- 0	HOME	0- 0	0- 0	1- 2			
1- 1	0- 0	0- 0	AWAY	0- 0	0- 0	1- 1			
0- 0	0- 0	0- 0	NEUTRAL	0- 0	0- 0	0- 0			

RPI 1-25				RPI 26-50				RPI 51-100				RPI 101+ Team's RPI: 234					
RPI	S	Opponent	Score	RPI	S	Opponent	Score	RPI	S	Opponent	Score	RPI	S	Opponent	Score		
								58	N	Bucknell	60	70	106	N	Washington	58	75
								71	A	Tennessee	38	88	169	H	Norfolk St.	80	83
								97	A	South Fla.	53	82	185	H	Bethune-Cookman	59	75
													204	H	La Salle	62	78
													210	A	George Mason	86	75
													218	H	Niagara	91	42
													262	A	East Carolina	67	51
													279	A	Loyola Maryland	75	69
													290	A	Morgan St.	67	74
													307	A	UMES	79	58
													315	A	Hofstra	73	64
													320	A	UMBC	72	61
													333	H	Fairleigh Dickinson	64	56
													335	H	Saint Peter's	92	80
													350	H	South Carolina St.	78	47

LAST 10 Division I																	
				290	A	Morgan St.	67	74	71	A	Tennessee	38	88				
				350	H	South Carolina St.	78	47	210	A	George Mason	86	75				
				169	H	Norfolk St.	80	83	262	A	East Carolina	67	51				
				185	H	Bethune-Cookman	59	75	218	H	Niagara	91	42				
				307	A	UMES	79	58	333	H	Fairleigh Dickinson	64	56				

Non-Div I Games:

Howard

Average RPI Win:	179	WON-LOST	WINNING	LAST 10	STRENGTH OF	OPP. STRENGTH	TEAM	ADJ.	CONF.	ADJ CONF.
Average RPI Loss:	86	RECORD	PCT. RANK	GAMES	SCHEDULE	OF SCHEDULE	RPI	RPI	RPI	RPI
DIV. I ONLY	12- 6	72	8-2	95	146	55	55	19	19	
DIV. I NON-CONF.	5- 5	164	1-1	42	22	64	64	18	18	
TOTALS	RPI 1-25	RPI 26-50	W-L RECORDS	RPI 51-100	RPI 101-150	RPI 150+				
12- 6	0- 0	1- 2	OVERALL	2- 2	2- 1	7- 1				
7- 0	0- 0	0- 0	HOME	2- 0	1- 0	4- 0				
3- 6	0- 0	0- 2	AWAY	0- 2	0- 1	3- 1				
2- 0	0- 0	1- 0	NEUTRAL	0- 0	1- 0	0- 0				
5- 5	0- 0	1- 2	NON-CONFERENCE	2- 2	1- 1	1- 0				
3- 0	0- 0	0- 0	HOME	2- 0	0- 0	1- 0				
0- 5	0- 0	0- 2	AWAY	0- 2	0- 1	0- 0				
2- 0	0- 0	1- 0	NEUTRAL	0- 0	1- 0	0- 0				
7- 1	0- 0	0- 0	CONFERENCE	0- 0	1- 0	6- 1				
4- 0	0- 0	0- 0	HOME	0- 0	1- 0	3- 0				
3- 1	0- 0	0- 0	AWAY	0- 0	0- 0	3- 1				
0- 0	0- 0	0- 0	NEUTRAL	0- 0	0- 0	0- 0				

RPI S	Opponent	Score	RPI S	Opponent	Score	RPI S	Opponent	Score	RPI S	Opponent	Score
46	N St. John's (NY)	85 78	46	N St. John's (NY)	85 78	65	A UT Martin	51 57	107	N Elon	59 53
48	A UNI	50 51	48	A UNI	50 51	66	H Southern Ill.	81 78	114	A Butler	61 64
50	A Miami (FL)	65 74	50	A Miami (FL)	65 74	75	A Ohio	64 70	133	H Wright St.	80 60
						80	H Ball St.	65 48	161	A Youngstown St.	73 75
									182	A Green Bay	54 42
									186	A Cleveland St.	78 53
									224	H Northern Ky.	89 61
									258	H Eastern Ky.	72 42
									267	H Oakland	76 41
									283	A Milwaukee	75 52
									312	H Detroit Mercy	82 45
LAST 10 Division I											
283	A Milwaukee	75 52	267	H Oakland	76 41						
182	A Green Bay	54 42	186	A Cleveland St.	78 53						
133	H Wright St.	80 60	161	A Youngstown St.	73 75						
224	H Northern Ky.	89 61	258	H Eastern Ky.	72 42						
312	H Detroit Mercy	82 45	48	A UNI	50 51						

Non-Div I Games: Ind.-Northwest 103 45

IUPUI

■ Loss,
 ■ Non-Conf, S Site,
 ■ Home
 ■ Away
 N Neutral

Idaho

Through Games Of Jan. 19, 2020

Average RPI Win:	232	WON-LOST	WINNING	LAST 10	STRENGTH OF	OPP. STRENGTH	TEAM	ADJ.	CONF.	ADJ CONF.
Average RPI Loss:	109	RECORD	PCT. RANK	GAMES	SCHEDULE	OF SCHEDULE	RPI	RPI	RPI	RPI
DIV. I ONLY	10- 5	72	7-3	240	148	120	120	21	21	
DIV. I NON-CONF.	5- 4	140	2-2	176	128	113	113	17	17	
TOTALS	RPI 1-25	RPI 26-50	W-L RECORDS	RPI 51-100	RPI 101-150	RPI 150+				
10- 5	0- 0	0- 2	OVERALL	0- 1	1- 0	9- 2				
6- 0	0- 0	0- 0	HOME	0- 0	0- 0	6- 0				
4- 3	0- 0	0- 1	AWAY	0- 1	1- 0	3- 1				
0- 2	0- 0	0- 1	NEUTRAL	0- 0	0- 0	0- 1				
5- 4	0- 0	0- 2	NON-CONFERENCE	0- 1	0- 0	5- 1				
2- 0	0- 0	0- 0	HOME	0- 0	0- 0	2- 0				
3- 2	0- 0	0- 1	AWAY	0- 1	0- 0	3- 0				
0- 2	0- 0	0- 1	NEUTRAL	0- 0	0- 0	0- 1				
5- 1	0- 0	0- 0	CONFERENCE	0- 0	1- 0	4- 1				
4- 0	0- 0	0- 0	HOME	0- 0	0- 0	4- 0				
1- 1	0- 0	0- 0	AWAY	0- 0	1- 0	0- 1				
0- 0	0- 0	0- 0	NEUTRAL	0- 0	0- 0	0- 0				

RPI 1-25				RPI 26-50				RPI 51-100				RPI 101+				Team's RPI: 120	
RPI	S	Opponent	Score	RPI	S	Opponent	Score	RPI	S	Opponent	Score	RPI	S	Opponent	Score		
				37	N	Old Dominion	55 67	97	A	South Fla.	64 67	111	A	Montana St.	69 68		
				44	A	Oklahoma St.	47 62					155	A	San Diego	65 32		
												164	H	Montana	52 51		
												172	A	Portland St.	53 74		
												187	H	Hawaii	67 52		
												195	N	Lamar University	44 47		
												227	A	San Francisco	66 60		
												257	H	Colorado St.	61 54		
												282	H	Idaho St.	62 56		
												289	H	Eastern Wash.	69 60		
												300	H	Weber St.	70 50		
												343	A	Seattle U	90 84		
LAST 10 Division I																	
				164	H	Montana	52 51	282	H	Idaho St.	62 56						
				289	H	Eastern Wash.	69 60	187	H	Hawaii	67 52						
				111	A	Montana St.	69 68	97	A	South Fla.	64 67						
				172	A	Portland St.	53 74	155	A	San Diego	65 32						
				300	H	Weber St.	70 50	37	N	Old Dominion	55 67						

Non-Div I Games:

Idaho

■ Loss,
■ Non-Conf,
■ S Site,
■ H Home
■ A Away
N Neutral

Average RPI Win:	317	WON-LOST	WINNING	LAST 10	STRENGTH OF	OPP. STRENGTH	TEAM	ADJ.	CONF.	ADJ CONF.
Average RPI Loss:	157	RECORD	PCT. RANK	GAMES	SCHEDULE	OF SCHEDULE	RPI	RPI	RPI	RPI
DIV. I ONLY	5- 9	252	3-7	309	220	282	282	21	21	
DIV. I NON-CONF.	2- 5	259	0-3	267	182	277	277	17	17	
TOTALS	RPI 1-25	RPI 26-50	W-L RECORDS	RPI 51-100	RPI 101-150	RPI 150+				
5- 9	0- 0	0- 3	OVERALL	0- 0	0- 1	5- 5				
2- 3	0- 0	0- 0	HOME	0- 0	0- 0	2- 3				
3- 6	0- 0	0- 3	AWAY	0- 0	0- 1	3- 2				
0- 0	0- 0	0- 0	NEUTRAL	0- 0	0- 0	0- 0				
2- 5	0- 0	0- 3	NON-CONFERENCE	0- 0	0- 0	2- 2				
1- 1	0- 0	0- 0	HOME	0- 0	0- 0	1- 1				
1- 4	0- 0	0- 3	AWAY	0- 0	0- 0	1- 1				
0- 0	0- 0	0- 0	NEUTRAL	0- 0	0- 0	0- 0				
3- 4	0- 0	0- 0	CONFERENCE	0- 0	0- 1	3- 3				
1- 2	0- 0	0- 0	HOME	0- 0	0- 0	1- 2				
2- 2	0- 0	0- 0	AWAY	0- 0	0- 1	2- 1				
0- 0	0- 0	0- 0	NEUTRAL	0- 0	0- 0	0- 0				

RPI 1-25			RPI 26-50			RPI 51-100			RPI 101+			Team's RPI: 282
RPI	S	Opponent	Score	RPI	S	Opponent	Score	RPI	S	Opponent	Score	
				28	A	Arizona St.	69 74					
				44	A	Oklahoma St.	52 70					
				49	A	Duke	66 85					
LAST 10 Division I												
				172	H	Portland St.	64 69					
				300	A	Weber St.	65 54					
				211	H	Northern Ariz.	59 70					
				197	A	Southern Utah	65 72					
				338	H	Sacramento St.	80 62					
				289	A	Eastern Wash.	67 47					
				120	A	Idaho	56 62					
				287	A	Utah St.	61 69					
				303	H	California Baptist	68 74					
				317	A	Utah Valley	88 61					
				343	H	Seattle U	73 48					

Non-Div I Games: Arizona Christian 93 36 Montana Tech 83 57

Idaho St.

■ Loss,
 ■ Non-Conf,
 ■ S Site,
 ■ Home
 ■ A Away
 N Neutral

Average RPI Win:	225	WON-LOST	WINNING	LAST 10	STRENGTH OF	OPP. STRENGTH	TEAM	ADJ.	CONF.	ADJ CONF.
Average RPI Loss:	35	RECORD	PCT. RANK	GAMES	SCHEDULE	OF SCHEDULE	RPI	RPI	RPI	RPI
DIV. I ONLY	10- 8	147	4-6	109	62	135	135	2	2	
DIV. I NON-CONF.	9- 2	39	3-0	322	242	159	159	2	2	
TOTALS	RPI 1-25	RPI 26-50	W-L RECORDS	RPI 51-100	RPI 101-150	RPI 150+				
10- 8	0- 3	0- 3	OVERALL	1- 2	2- 0	7- 0				
9- 3	0- 1	0- 1	HOME	1- 1	1- 0	7- 0				
1- 5	0- 2	0- 2	AWAY	0- 1	1- 0	0- 0				
0- 0	0- 0	0- 0	NEUTRAL	0- 0	0- 0	0- 0				
9- 2	0- 0	0- 0	NON-CONFERENCE	0- 2	2- 0	7- 0				
8- 1	0- 0	0- 0	HOME	0- 1	1- 0	7- 0				
1- 1	0- 0	0- 0	AWAY	0- 1	1- 0	0- 0				
0- 0	0- 0	0- 0	NEUTRAL	0- 0	0- 0	0- 0				
1- 6	0- 3	0- 3	CONFERENCE	1- 0	0- 0	0- 0				
1- 2	0- 1	0- 1	HOME	1- 0	0- 0	0- 0				
0- 4	0- 2	0- 2	AWAY	0- 0	0- 0	0- 0				
0- 0	0- 0	0- 0	NEUTRAL	0- 0	0- 0	0- 0				

RPI S	Opponent	Score	RPI S	Opponent	Score	RPI S	Opponent	Score	RPI S	Opponent	Score	Team's RPI: 135
6	A Iowa	72 108	26	H Rutgers	51 75	53	H Minnesota	74 71	137	H Holy Cross	78 75	
11	A Indiana	42 83	32	A Ohio St.	47 77	74	A North Carolina	60 85	143	A Missouri	58 51	
16	H Northwestern	50 77	33	A Purdue	67 81	78	H Illinois St.	58 74	151	H Austin Peay	76 62	
									184	H Merrimack	75 72	
									292	H Ark.-Pine Bluff	65 50	
									297	H Presbyterian	71 52	
									319	H Bryant	69 55	
									327	H Evansville	59 44	
									346	H Chicago St.	96 66	
LAST 10 Division I												
32	A Ohio St.	47 77	6	A Iowa	72 108							
33	A Purdue	67 81	16	H Northwestern	50 77							
53	H Minnesota	74 71	143	A Missouri	58 51							
26	H Rutgers	51 75	327	H Evansville	59 44							
11	A Indiana	42 83	184	H Merrimack	75 72							

Non-Div I Games:

Illinois

Average RPI Win:	206	WON-LOST	WINNING	LAST 10	STRENGTH OF	OPP. STRENGTH	TEAM	ADJ.	CONF.	ADJ CONF.
Average RPI Loss:	91	RECORD	PCT. RANK	GAMES	SCHEDULE	OF SCHEDULE	RPI	RPI	RPI	RPI
DIV. I ONLY	10- 5	72	6-4	163	173	78	78	7	7	
DIV. I NON-CONF.	7- 3	80	3-2	162	158	67	67	7	7	
TOTALS	RPI 1-25	RPI 26-50	W-L RECORDS	RPI 51-100	RPI 101-150	RPI 150+				
10- 5	0- 0	0- 1	OVERALL	1- 3	1- 0	8- 1				
7- 0	0- 0	0- 0	HOME	1- 0	0- 0	6- 0				
3- 5	0- 0	0- 1	AWAY	0- 3	1- 0	2- 1				
0- 0	0- 0	0- 0	NEUTRAL	0- 0	0- 0	0- 0				
7- 3	0- 0	0- 1	NON-CONFERENCE	1- 1	1- 0	5- 1				
5- 0	0- 0	0- 0	HOME	1- 0	0- 0	4- 0				
2- 3	0- 0	0- 1	AWAY	0- 1	1- 0	1- 1				
0- 0	0- 0	0- 0	NEUTRAL	0- 0	0- 0	0- 0				
3- 2	0- 0	0- 0	CONFERENCE	0- 2	0- 0	3- 0				
2- 0	0- 0	0- 0	HOME	0- 0	0- 0	2- 0				
1- 2	0- 0	0- 0	AWAY	0- 2	0- 0	1- 0				
0- 0	0- 0	0- 0	NEUTRAL	0- 0	0- 0	0- 0				

RPI 1-25				RPI 26-50				RPI 51-100				Team's RPI: 78	RPI 101+			
RPI	S	Opponent	Score	RPI	S	Opponent	Score	RPI	S	Opponent	Score		RPI	S	Opponent	Score
				40	A	Marquette	41 58									
								65	H	UT Martin	70 47		135	A	Illinois	74 58
								72	A	Bradley	61 76		151	A	Austin Peay	72 77
								95	A	Loyola Chicago	64 69		158	H	Jackson St.	77 55
								98	A	Saint Louis	56 61		183	A	Valparaiso	72 60
													190	H	Northern Ill.	69 66
													192	A	North Dakota	66 58
													216	H	Western Ill.	78 65
													269	H	Indiana St.	83 69
													323	H	SIUE	74 53
													327	H	Evansville	81 58
LAST 10 Division I																
				95	A	Loyola Chicago	64 69	151	A	Austin Peay	72 77					
				183	A	Valparaiso	72 60	158	H	Jackson St.	77 55					
				72	A	Bradley	61 76	323	H	SIUE	74 53					
				327	H	Evansville	81 58	98	A	Saint Louis	56 61					
				269	H	Indiana St.	83 69	216	H	Western Ill.	78 65					

Non-Div I Games: Truman 87 60

Illinois St.

Average RPI Win:	321	WON-LOST	WINNING	LAST 10	STRENGTH OF	OPP. STRENGTH	TEAM	ADJ.	CONF.	ADJ CONF.
Average RPI Loss:	196	RECORD	PCT. RANK	GAMES	SCHEDULE	OF SCHEDULE	RPI	RPI	RPI	RPI
DIV. I ONLY	3- 8	284	3-7	336	236	331	331	25	25	
DIV. I NON-CONF.	0- 5	338	0-4	325	208	348	348	22	22	
TOTALS	RPI 1-25	RPI 26-50	W-L RECORDS	RPI 51-100	RPI 101-150	RPI 150+				
3- 8	0- 0	0- 0	OVERALL	0- 1	0- 2	3- 5				
2- 3	0- 0	0- 0	HOME	0- 0	0- 1	2- 2				
1- 5	0- 0	0- 0	AWAY	0- 1	0- 1	1- 3				
0- 0	0- 0	0- 0	NEUTRAL	0- 0	0- 0	0- 0				
0- 5	0- 0	0- 0	NON-CONFERENCE	0- 1	0- 0	0- 4				
0- 1	0- 0	0- 0	HOME	0- 0	0- 0	0- 1				
0- 4	0- 0	0- 0	AWAY	0- 1	0- 0	0- 3				
0- 0	0- 0	0- 0	NEUTRAL	0- 0	0- 0	0- 0				
3- 3	0- 0	0- 0	CONFERENCE	0- 0	0- 2	3- 1				
2- 2	0- 0	0- 0	HOME	0- 0	0- 1	2- 1				
1- 1	0- 0	0- 0	AWAY	0- 0	0- 1	1- 0				
0- 0	0- 0	0- 0	NEUTRAL	0- 0	0- 0	0- 0				

RPI S	Opponent	Score	RPI S	Opponent	Score	RPI S	Opponent	Score	RPI S	Opponent	Score	Team's RPI: 331
						75	A Ohio	41 78	122	H New Orleans	55 67	
									148	A SFA	45 67	
									180	A Kansas St.	41 85	
									221	H Central Ark.	37 47	
									257	A Colorado St.	47 75	
									272	H San Diego St.	48 57	
									294	A UTSA	56 63	
									304	H Nicholls St.	53 51	
									313	H McNeese	73 56	
									345	A Northwestern St.	69 67	
LAST 10 Division I												
148	A SFA	45 67	272	H San Diego St.	48 57							
313	H McNeese	73 56	221	H Central Ark.	37 47							
122	H New Orleans	55 67	180	A Kansas St.	41 85							
345	A Northwestern St.	69 67	257	A Colorado St.	47 75							
304	H Nicholls St.	53 51	75	A Ohio	41 78							

Non-Div I Games: Schreiner 70 35 Tex. A&M Int'l 55 38 Paul Quinn 79 62 UNKNOWN 74 52 Incarnate Word

Indiana

Through Games Of Jan. 19, 2020

Average RPI Win:	114	WON-LOST	WINNING	LAST 10	STRENGTH OF	OPP. STRENGTH	TEAM	ADJ.	CONF.	ADJ CONF.
Average RPI Loss:	10	RECORD	PCT. RANK	GAMES	SCHEDULE	OF SCHEDULE	RPI	RPI	RPI	RPI
DIV. I ONLY	14- 4	39	7-3	5	12	11	11	2	2	
DIV. I NON-CONF.	10- 2	30	3-1	14	23	12	12	2	2	
TOTALS	RPI 1-25	RPI 26-50	W-L RECORDS	RPI 51-100	RPI 101-150	RPI 150+				
14- 4	1- 4	3- 0	OVERALL	3- 0	3- 0	4- 0				
8- 2	0- 2	1- 0	HOME	2- 0	1- 0	4- 0				
4- 1	0- 1	2- 0	AWAY	0- 0	2- 0	0- 0				
2- 1	1- 1	0- 0	NEUTRAL	1- 0	0- 0	0- 0				
10- 2	1- 2	1- 0	NON-CONFERENCE	2- 0	2- 0	4- 0				
5- 1	0- 1	0- 0	HOME	1- 0	0- 0	4- 0				
3- 0	0- 0	1- 0	AWAY	0- 0	2- 0	0- 0				
2- 1	1- 1	0- 0	NEUTRAL	1- 0	0- 0	0- 0				
4- 2	0- 2	2- 0	CONFERENCE	1- 0	1- 0	0- 0				
3- 1	0- 1	1- 0	HOME	1- 0	1- 0	0- 0				
1- 1	0- 1	1- 0	AWAY	0- 0	0- 0	0- 0				
0- 0	0- 0	0- 0	NEUTRAL	0- 0	0- 0	0- 0				

RPI	S	Opponent	Score	RPI	S	Opponent	Score	RPI	S	Opponent	Score	RPI	S	Opponent	Score
3	N	South Carolina	71 57	26	A	Rutgers	66 56	73	N	Washington St.	78 44	114	A	Butler	64 53
6	A	Iowa	85 91	33	H	Purdue	66 48	94	H	North Florida	72 45	135	H	Illinois	83 42
7	H	UCLA	58 68	50	A	Miami (FL)	58 45	99	H	Michigan St.	79 67	136	A	Florida	73 49
12	N	Baylor	62 77									158	H	Jackson St.	91 51
16	H	Northwestern	69 71									161	H	Youngstown St.	93 56
												214	H	Mt. St. Mary's	75 52
												304	H	Nicholls St.	111 47
LAST 10 Division I															
16	H	Northwestern	69 71	99	H	Michigan St.	79 67	7	H	UCLA	58 68	161	H	Youngstown St.	93 56
6	A	Iowa	85 91	7	H	UCLA	58 68	114	A	Butler	64 53	94	H	North Florida	72 45
33	H	Purdue	66 48												
135	H	Illinois	83 42												
26	A	Rutgers	66 56												

Non-Div I Games:

Indiana

■ Loss,
■ Non-Conf,
■ S Site,
■ H Home
■ A Away
N Neutral

Average RPI Win:	295	WON-LOST	WINNING	LAST 10	STRENGTH OF	OPP. STRENGTH	TEAM	ADJ.	CONF.	ADJ CONF.
Average RPI Loss:	135	RECORD	PCT. RANK	GAMES	SCHEDULE	OF SCHEDULE	RPI	RPI	RPI	RPI
DIV. I ONLY	2- 16	337	0-10	79	263	269	269	7	7	
DIV. I NON-CONF.	2- 10	313	0-4	199	309	299	299	7	7	
TOTALS	RPI 1-25	RPI 26-50	W-L RECORDS	RPI 51-100	RPI 101-150	RPI 150+				
2- 16	0- 0	0- 2	OVERALL	0- 6	0- 1	2- 7				
0- 6	0- 0	0- 0	HOME	0- 2	0- 0	0- 4				
2- 9	0- 0	0- 2	AWAY	0- 4	0- 1	2- 2				
0- 1	0- 0	0- 0	NEUTRAL	0- 0	0- 0	0- 1				
2- 10	0- 0	0- 0	NON-CONFERENCE	0- 3	0- 1	2- 6				
0- 4	0- 0	0- 0	HOME	0- 1	0- 0	0- 3				
2- 5	0- 0	0- 0	AWAY	0- 2	0- 1	2- 2				
0- 1	0- 0	0- 0	NEUTRAL	0- 0	0- 0	0- 1				
0- 6	0- 0	0- 2	CONFERENCE	0- 3	0- 0	0- 1				
0- 2	0- 0	0- 0	HOME	0- 1	0- 0	0- 1				
0- 4	0- 0	0- 2	AWAY	0- 2	0- 0	0- 0				
0- 0	0- 0	0- 0	NEUTRAL	0- 0	0- 0	0- 0				

RPI S	Opponent	Score	RPI S	Opponent	Score	RPI S	Opponent	Score	RPI S	Opponent	Score	Team's RPI: 269
38	A Drake	65 105	48	A UNI	43 73	51	A Colorado	46 59	113	A Pacific	66 83	
						69	A Kansas	72 84	168	H Southeast Mo. St.	58 68	
						72	A Bradley	75 91	183	H Valparaiso	56 75	
						78	A Illinois St.	69 83	207	A Murray St.	62 70	
						95	H Loyola Chicago	51 58	216	A Western Ill.	72 83	
						98	H Saint Louis	53 55	224	H Northern Ky.	68 70	
									243	H Marshall	60 72	
									250	A Eastern Ill.	59 57	
									253	N CSUN	59 67	
									340	A UIC	61 40	
LAST 10 Division I												
48	A UNI	43 73	78	A Illinois St.	69 83							
38	A Drake	65 105	98	H Saint Louis	53 55							
95	H Loyola Chicago	51 58	168	H Southeast Mo. St.	58 68							
183	H Valparaiso	56 75	224	H Northern Ky.	68 70							
72	A Bradley	75 91	207	A Murray St.	62 70							

Non-Div I Games:

Indiana St.

Average RPI Win:	253	WON-LOST	WINNING	LAST 10	STRENGTH OF	OPP. STRENGTH	TEAM	ADJ.	CONF.	ADJ CONF.
Average RPI Loss:	124	RECORD	PCT. RANK	GAMES	SCHEDULE	OF SCHEDULE	RPI	RPI	RPI	RPI
DIV. I ONLY	3- 11	306	2-8	33	291	203	203	24	24	
DIV. I NON-CONF.	1- 8	322	0-5	9	249	195	195	25	25	
TOTALS	RPI 1-25	RPI 26-50	W-L RECORDS	RPI 51-100	RPI 101-150	RPI 150+				
3- 11	0- 1	0- 0	OVERALL	0- 2	0- 5	3- 3				
0- 6	0- 0	0- 0	HOME	0- 2	0- 2	0- 2				
3- 3	0- 1	0- 0	AWAY	0- 0	0- 2	3- 0				
0- 2	0- 0	0- 0	NEUTRAL	0- 0	0- 1	0- 1				
1- 8	0- 1	0- 0	NON-CONFERENCE	0- 1	0- 5	1- 1				
0- 3	0- 0	0- 0	HOME	0- 1	0- 2	0- 0				
1- 3	0- 1	0- 0	AWAY	0- 0	0- 2	1- 0				
0- 2	0- 0	0- 0	NEUTRAL	0- 0	0- 1	0- 1				
2- 3	0- 0	0- 0	CONFERENCE	0- 1	0- 0	2- 2				
0- 3	0- 0	0- 0	HOME	0- 1	0- 0	0- 2				
2- 0	0- 0	0- 0	AWAY	0- 0	0- 0	2- 0				
0- 0	0- 0	0- 0	NEUTRAL	0- 0	0- 0	0- 0				

RPI 1-25				RPI 26-50				RPI 51-100				RPI 101+ Team's RPI: 203			
RPI	S	Opponent	Score	RPI	S	Opponent	Score	RPI	S	Opponent	Score	RPI	S	Opponent	Score
23	A	Central Mich.	50 70					60	H	Seton Hall	37 89	103	A	Stony Brook	40 59
								90	H	Rider	37 81	105	H	Duquesne	74 76
												106	N	Washington	34 65
												121	A	Penn	42 74
												123	H	Massachusetts	51 65
												176	N	Towson	58 75
												208	A	Quinnipiac	75 71
												218	H	Niagara	57 63
												242	H	Fairfield	40 52
												265	A	Winthrop	68 61
												285	A	Monmouth	36 33
LAST 10 Division I															
242	H	Fairfield	40 52	123	H	Massachusetts	51 65								
218	H	Niagara	57 63	60	H	Seton Hall	37 89								
285	A	Monmouth	36 33	23	A	Central Mich.	50 70								
90	H	Rider	37 81	176	N	Towson	58 75								
208	A	Quinnipiac	75 71	106	N	Washington	34 65								

Non-Div I Games:

Iona

Average RPI Win:	110	WON-LOST	WINNING	LAST 10	STRENGTH OF	OPP. STRENGTH	TEAM	ADJ.	CONF.	ADJ CONF.
Average RPI Loss:	67	RECORD	PCT. RANK	GAMES	SCHEDULE	OF SCHEDULE	RPI	RPI	RPI	RPI
DIV. I ONLY	15- 3	22	9-1	8	58	6	6	2	2	
DIV. I NON-CONF.	9- 2	39	3-0	26	136	16	16	2	2	
TOTALS	RPI 1-25	RPI 26-50	W-L RECORDS	RPI 51-100	RPI 101-150	RPI 150+				
15- 3	4- 0	1- 2	OVERALL	2- 0	3- 1	5- 0				
9- 0	3- 0	1- 0	HOME	0- 0	1- 0	4- 0				
4- 2	1- 0	0- 2	AWAY	2- 0	1- 0	0- 0				
2- 1	0- 0	0- 0	NEUTRAL	0- 0	1- 1	1- 0				
9- 2	1- 0	1- 1	NON-CONFERENCE	1- 0	1- 1	5- 0				
6- 0	1- 0	1- 0	HOME	0- 0	0- 0	4- 0				
1- 1	0- 0	0- 1	AWAY	1- 0	0- 0	0- 0				
2- 1	0- 0	0- 0	NEUTRAL	0- 0	1- 1	1- 0				
6- 1	3- 0	0- 1	CONFERENCE	1- 0	2- 0	0- 0				
3- 0	2- 0	0- 0	HOME	0- 0	1- 0	0- 0				
3- 1	1- 0	0- 1	AWAY	1- 0	1- 0	0- 0				
0- 0	0- 0	0- 0	NEUTRAL	0- 0	0- 0	0- 0				

RPI S	Opponent	Score	RPI S	Opponent	Score	RPI S	Opponent	Score	RPI S	Opponent	Score
11	H Indiana	91 85	38	H Drake	79 67	53	A Minnesota	76 75	106	N Washington	63 70
16	A Northwestern	77 51	47	A Nebraska	69 78	64	A Iowa St.	75 69	124	N Cincinnati	69 61
20	H Maryland	66 61	48	A UNI	66 88				135	H Illinois	108 72
21	H Princeton	77 75							139	A Wisconsin	85 78
									166	H North Ala.	86 81
									171	H Clemson	74 60
									176	N Towson	100 72
									189	H Fla. Atlantic	85 53
									326	H N.C. Central	102 50
LAST 10 Division I											
139	A Wisconsin	85 78	135	H Illinois	108 72						
53	A Minnesota	76 75	47	A Nebraska	69 78						
11	H Indiana	91 85	38	H Drake	79 67						
20	H Maryland	66 61	326	H N.C. Central	102 50						
16	A Northwestern	77 51	64	A Iowa St.	75 69						

Non-Div I Games:

Iowa

Average RPI Win:	162	WON-LOST	WINNING	LAST 10	STRENGTH OF	OPP. STRENGTH	TEAM	ADJ.	CONF.	ADJ CONF.
Average RPI Loss:	33	RECORD	PCT. RANK	GAMES	SCHEDULE	OF SCHEDULE	RPI	RPI	RPI	RPI
DIV. I ONLY	10- 6	106	5-5	49	48	64	64	3	3	
DIV. I NON-CONF.	8- 3	68	3-2	126	78	81	81	4	4	
TOTALS	RPI 1-25	RPI 26-50	W-L RECORDS	RPI 51-100	RPI 101-150	RPI 150+				
10- 6	0- 2	1- 3	OVERALL	2- 1	2- 0	5- 0				
6- 4	0- 2	0- 1	HOME	1- 1	2- 0	3- 0				
4- 2	0- 0	1- 2	AWAY	1- 0	0- 0	2- 0				
0- 0	0- 0	0- 0	NEUTRAL	0- 0	0- 0	0- 0				
8- 3	0- 1	0- 2	NON-CONFERENCE	2- 0	2- 0	4- 0				
6- 2	0- 1	0- 1	HOME	1- 0	2- 0	3- 0				
2- 1	0- 0	0- 1	AWAY	1- 0	0- 0	1- 0				
0- 0	0- 0	0- 0	NEUTRAL	0- 0	0- 0	0- 0				
2- 3	0- 1	1- 1	CONFERENCE	0- 1	0- 0	1- 0				
0- 2	0- 1	0- 0	HOME	0- 1	0- 0	0- 0				
2- 1	0- 0	1- 1	AWAY	0- 0	0- 0	1- 0				
0- 0	0- 0	0- 0	NEUTRAL	0- 0	0- 0	0- 0				

RPI 1-25				RPI 26-50				RPI 51-100 Team's RPI: 64				RPI 101+			
RPI	S	Opponent	Score	RPI	S	Opponent	Score	RPI	S	Opponent	Score	RPI	S	Opponent	Score
6	H	Iowa	69 75	27	A	Oklahoma	72 81	52	H	Texas	75 81	122	H	New Orleans	71 53
24	H	TCU	74 77	38	A	Drake	81 86	68	A	Alabama	75 66	133	H	Wright St.	79 71
				44	A	Oklahoma St.	64 63	91	H	Texas Southern	79 59	166	H	North Ala.	80 72
				48	H	UNI	63 71					179	A	Texas Tech	96 66
LAST 10 Division I															
				44	A	Oklahoma St.	64 63	166	H	North Ala.	80 72				
				24	H	TCU	74 77	48	H	UNI	63 71				
				27	A	Oklahoma	72 81	133	H	Wright St.	79 71				
				52	H	Texas	75 81	6	H	Iowa	69 75				
				179	A	Texas Tech	96 66	68	A	Alabama	75 66				

Non-Div I Games:

Iowa St.

■ Loss,
 ■ Non-Conf, S Site,
 ■ Home
 ■ Away
 N Neutral

Average RPI Win: 244	WON-LOST	WINNING	LAST 10	STRENGTH OF	OPP. STRENGTH	TEAM	ADJ.	CONF.	ADJ CONF.
Average RPI Loss: 103	RECORD	PCT. RANK	GAMES	SCHEDULE	OF SCHEDULE	RPI	RPI	RPI	RPI
DIV. I ONLY	7- 8	198	6-4	172	170	158	158	31	31
DIV. I NON-CONF.	2- 8	295	1-4	75	67	204	204	28	28
TOTALS	RPI 1-25	RPI 26-50	W-L RECORDS	RPI 51-100	RPI 101-150	RPI 150+			
7- 8	0- 2	0- 1	OVERALL	1- 2	1- 1	5- 2			
4- 1	0- 1	0- 0	HOME	1- 0	1- 0	2- 0			
3- 7	0- 1	0- 1	AWAY	0- 2	0- 1	3- 2			
0- 0	0- 0	0- 0	NEUTRAL	0- 0	0- 0	0- 0			
2- 8	0- 2	0- 1	NON-CONFERENCE	0- 2	1- 1	1- 2			
1- 1	0- 1	0- 0	HOME	0- 0	1- 0	0- 0			
1- 7	0- 1	0- 1	AWAY	0- 2	0- 1	1- 2			
0- 0	0- 0	0- 0	NEUTRAL	0- 0	0- 0	0- 0			
5- 0	0- 0	0- 0	CONFERENCE	1- 0	0- 0	4- 0			
3- 0	0- 0	0- 0	HOME	1- 0	0- 0	2- 0			
2- 0	0- 0	0- 0	AWAY	0- 0	0- 0	2- 0			
0- 0	0- 0	0- 0	NEUTRAL	0- 0	0- 0	0- 0			

RPI 1-25				RPI 26-50				RPI 51-100				RPI 101+ Team's RPI: 158			
RPI	S	Opponent	Score	RPI	S	Opponent	Score	RPI	S	Opponent	Score	RPI	S	Opponent	Score
11	A	Indiana	51 91	50	A	Miami (FL)	68 83	72	A	Bradley	69 78	125	H	Louisiana	65 54
15	H	Mississippi St.	53 92					78	A	Illinois St.	55 77	127	A	Tulane	46 82
								91	H	Texas Southern	81 79	221	A	Central Ark.	54 57
												236	A	Southern U.	72 51
												247	A	Southeastern La.	59 63
												277	H	Alabama A&M	67 53
												314	H	Alabama St.	94 62
												321	A	Alcorn	83 67
												345	A	Northwestern St.	66 49
LAST 10 Division I															
				91	H	Texas Southern	81 79	125	H	Louisiana	65 54				
				236	A	Southern U.	72 51	78	A	Illinois St.	55 77				
				321	A	Alcorn	83 67	72	A	Bradley	69 78				
				277	H	Alabama A&M	67 53	247	A	Southeastern La.	59 63				
				314	H	Alabama St.	94 62	221	A	Central Ark.	54 57				

Non-Div I Games:

Jackson St.

■ Loss,
 ■ Non-Conf, S Site,
 ■ Home
 ■ Away
 N Neutral

Jacksonville

Through Games Of Jan. 19, 2020

Average RPI Win:	309	WON-LOST	WINNING	LAST 10	STRENGTH OF	OPP. STRENGTH	TEAM	ADJ.	CONF.	ADJ CONF.
Average RPI Loss:	113	RECORD	PCT. RANK	GAMES	SCHEDULE	OF SCHEDULE	RPI	RPI	RPI	RPI
DIV. I ONLY	8- 7	156	6-4	293	265	220	220	16	16	
DIV. I NON-CONF.	6- 5	151	4-2	297	294	222	222	16	16	
TOTALS	RPI 1-25	RPI 26-50	W-L RECORDS	RPI 51-100	RPI 101-150	RPI 150+				
8- 7	0- 1	0- 0	OVERALL	0- 2	0- 1	8- 3				
5- 2	0- 0	0- 0	HOME	0- 0	0- 0	5- 2				
3- 5	0- 1	0- 0	AWAY	0- 2	0- 1	3- 1				
0- 0	0- 0	0- 0	NEUTRAL	0- 0	0- 0	0- 0				
6- 5	0- 1	0- 0	NON-CONFERENCE	0- 2	0- 0	6- 2				
3- 2	0- 0	0- 0	HOME	0- 0	0- 0	3- 2				
3- 3	0- 1	0- 0	AWAY	0- 2	0- 0	3- 0				
0- 0	0- 0	0- 0	NEUTRAL	0- 0	0- 0	0- 0				
2- 2	0- 0	0- 0	CONFERENCE	0- 0	0- 1	2- 1				
2- 0	0- 0	0- 0	HOME	0- 0	0- 0	2- 0				
0- 2	0- 0	0- 0	AWAY	0- 0	0- 1	0- 1				
0- 0	0- 0	0- 0	NEUTRAL	0- 0	0- 0	0- 0				

RPI S	Opponent	Score	RPI S	Opponent	Score	RPI S	Opponent	Score	RPI S	Opponent	Score	Team's RPI: 220
18	A Florida St.	41 75				51	A Colorado	44 66	108	A Liberty	76 85	
						97	A South Fla.	39 70	166	A North Ala.	65 76	
									169	H Norfolk St.	64 71	
									185	H Bethune-Cookman	52 53	
									230	H Stetson	57 52	
									304	H Nicholls St.	72 55	
									306	A Jacksonville St.	55 40	
									308	H FIU	77 52	
									322	A Mercer	87 83	
									324	H NJIT	88 67	
									332	H USC Upstate	87 43	
									349	A Florida A&M	88 54	
LAST 10 Division I												
230	H Stetson	57 52	306	A Jacksonville St.	55 40							
324	H NJIT	88 67	349	A Florida A&M	88 54							
108	A Liberty	76 85	308	H FIU	77 52							
166	A North Ala.	65 76	185	H Bethune-Cookman	52 53							
322	A Mercer	87 83	169	H Norfolk St.	64 71							

Non-Div I Games: Thomas (GA) 94 36 Johnson (FL) 114 35

Jacksonville

Loss, Non-Conf, S Site, H Home A Away N Neutral

Jacksonville St.

Through Games Of Jan. 19, 2020

Average RPI Win:	278	WON-LOST	WINNING	LAST 10	STRENGTH OF	OPP. STRENGTH	TEAM	ADJ.	CONF.	ADJ CONF.
Average RPI Loss:	197	RECORD	PCT. RANK	GAMES	SCHEDULE	OF SCHEDULE	RPI	RPI	RPI	RPI
DIV. I ONLY	5- 10	258	3-7	318	302	306	306	18	18	
DIV. I NON-CONF.	2- 7	288	0-4	314	265	337	337	21	21	
TOTALS	RPI 1-25	RPI 26-50	W-L RECORDS	RPI 51-100	RPI 101-150	RPI 150+				
5- 10	0- 0	0- 0	OVERALL	0- 2	0- 1	5- 7				
3- 2	0- 0	0- 0	HOME	0- 0	0- 0	3- 2				
2- 6	0- 0	0- 0	AWAY	0- 2	0- 1	2- 3				
0- 2	0- 0	0- 0	NEUTRAL	0- 0	0- 0	0- 2				
2- 7	0- 0	0- 0	NON-CONFERENCE	0- 2	0- 1	2- 4				
2- 1	0- 0	0- 0	HOME	0- 0	0- 0	2- 1				
0- 4	0- 0	0- 0	AWAY	0- 2	0- 1	0- 1				
0- 2	0- 0	0- 0	NEUTRAL	0- 0	0- 0	0- 2				
3- 3	0- 0	0- 0	CONFERENCE	0- 0	0- 0	3- 3				
1- 1	0- 0	0- 0	HOME	0- 0	0- 0	1- 1				
2- 2	0- 0	0- 0	AWAY	0- 0	0- 0	2- 2				
0- 0	0- 0	0- 0	NEUTRAL	0- 0	0- 0	0- 0				

RPI 1-25				RPI 26-50				RPI 51-100				RPI 101+				Team's RPI: 306	
RPI	S	Opponent	Score	RPI	S	Opponent	Score	RPI	S	Opponent	Score	RPI	S	Opponent	Score		
								63	A	Vanderbilt	66	88	147	A	Auburn	53	62
								70	A	Troy	64	94	151	H	Austin Peay	57	63
													207	H	Murray St.	68	51
													220	H	Jacksonville	40	55
													224	N	Northern Ky.	63	66
													250	A	Eastern Ill.	52	55
													255	H	Lipscomb	65	63
													258	A	Eastern Ky.	43	33
													264	A	Morehead St.	48	67
													267	N	Oakland	55	61
													314	A	Alabama St.	63	68
													323	A	SIUE	53	44
													349	H	Florida A&M	72	67
LAST 10 Division I																	
				323	A	SIUE	53	44		264	A	Morehead St.	48	67			
				250	A	Eastern Ill.	52	55		147	A	Auburn	53	62			
				151	H	Austin Peay	57	63		220	H	Jacksonville	40	55			
				207	H	Murray St.	68	51		267	N	Oakland	55	61			
				258	A	Eastern Ky.	43	33		224	N	Northern Ky.	63	66			

Non-Div I Games: Clark Atlanta 75 46 Fort Valley St. 87 65

Jacksonville St.

■ Loss,
■ Non-Conf, S Site,
■ Home
■ Away
N Neutral

Average RPI Win:	162	WON-LOST	WINNING	LAST 10	STRENGTH OF	OPP. STRENGTH	TEAM	ADJ.	CONF.	ADJ CONF.
Average RPI Loss:	77	RECORD	PCT. RANK	GAMES	SCHEDULE	OF SCHEDULE	RPI	RPI	RPI	RPI
DIV. I ONLY	13- 3	31	8-2	127	71	41	41	14	14	
DIV. I NON-CONF.	9- 2	39	4-1	125	11	38	38	13	13	
TOTALS	RPI 1-25	RPI 26-50	W-L RECORDS	RPI 51-100	RPI 101-150	RPI 150+				
13- 3	0- 1	1- 1	OVERALL	2- 0	4- 0	6- 1				
7- 1	0- 1	1- 0	HOME	0- 0	3- 0	3- 0				
5- 2	0- 0	0- 1	AWAY	1- 0	1- 0	3- 1				
1- 0	0- 0	0- 0	NEUTRAL	1- 0	0- 0	0- 0				
9- 2	0- 1	1- 1	NON-CONFERENCE	2- 0	3- 0	3- 0				
5- 1	0- 1	1- 0	HOME	0- 0	2- 0	2- 0				
3- 1	0- 0	0- 1	AWAY	1- 0	1- 0	1- 0				
1- 0	0- 0	0- 0	NEUTRAL	1- 0	0- 0	0- 0				
4- 1	0- 0	0- 0	CONFERENCE	0- 0	1- 0	3- 1				
2- 0	0- 0	0- 0	HOME	0- 0	1- 0	1- 0				
2- 1	0- 0	0- 0	AWAY	0- 0	0- 0	2- 1				
0- 0	0- 0	0- 0	NEUTRAL	0- 0	0- 0	0- 0				

RPI 1-25				RPI 26-50				Team's RPI: 41				RPI 51-100				RPI 101+			
RPI	S	Opponent	Score	RPI	S	Opponent	Score	RPI	S	Opponent	Score	RPI	S	Opponent	Score	RPI	S	Opponent	Score
20	H	Maryland	68 70	35	A	Virginia	49 55	61	N	UCF	46 43	107	H	Elon	61 48				
				46	H	St. John's (NY)	76 73	85	A	Villanova	56 52	108	H	Liberty	76 53				
												132	H	Robert Morris	59 32				
												144	A	George Washington	69 50				
												160	H	William & Mary	84 70				
												176	A	Towson	75 76				
												232	A	Georgetown	66 59				
												239	A	UNCW	66 58				
												248	A	Col. of Charleston	87 53				
												260	H	Delaware St.	83 64				
												286	H	Longwood	93 53				
LAST 10 Division I																			
248	A	Col. of Charleston	87 53	132	H	Robert Morris	59 32												
239	A	UNCW	66 58	144	A	George Washington	69 50												
176	A	Towson	75 76	260	H	Delaware St.	83 64												
107	H	Elon	61 48	61	N	UCF	46 43												
160	H	William & Mary	84 70	35	A	Virginia	49 55												

Non-Div I Games:

James Madison

■ Loss,
■ Non-Conf, S Site,
■ Home
■ Away
N Neutral

Kansas

Through Games Of Jan. 19, 2020

Average RPI Win:	217	WON-LOST	WINNING	LAST 10	STRENGTH OF	OPP. STRENGTH	TEAM	ADJ.	CONF.	ADJ CONF.
Average RPI Loss:	27	RECORD	PCT. RANK	GAMES	SCHEDULE	OF SCHEDULE	RPI	RPI	RPI	RPI
DIV. I ONLY	12- 4	51	6-4	108	131	69	69	3	3	
DIV. I NON-CONF.	11- 0	1	5-0	301	221	60	60	4	4	
TOTALS	RPI 1-25	RPI 26-50	W-L RECORDS	RPI 51-100	RPI 101-150	RPI 150+				
12- 4	0- 2	0- 2	OVERALL	1- 0	2- 0	9- 0				
9- 2	0- 1	0- 1	HOME	0- 0	1- 0	8- 0				
2- 2	0- 1	0- 1	AWAY	1- 0	0- 0	1- 0				
1- 0	0- 0	0- 0	NEUTRAL	0- 0	1- 0	0- 0				
11- 0	0- 0	0- 0	NON-CONFERENCE	1- 0	2- 0	8- 0				
8- 0	0- 0	0- 0	HOME	0- 0	1- 0	7- 0				
2- 0	0- 0	0- 0	AWAY	1- 0	0- 0	1- 0				
1- 0	0- 0	0- 0	NEUTRAL	0- 0	1- 0	0- 0				
1- 4	0- 2	0- 2	CONFERENCE	0- 0	0- 0	1- 0				
1- 2	0- 1	0- 1	HOME	0- 0	0- 0	1- 0				
0- 2	0- 1	0- 1	AWAY	0- 0	0- 0	0- 0				
0- 0	0- 0	0- 0	NEUTRAL	0- 0	0- 0	0- 0				

RPI S	Opponent	Score	RPI S	Opponent	Score	RPI S	Opponent	Score	RPI S	Opponent	Score
12	H Baylor	47 90	29	H West Virginia	49 68	98	A Saint Louis	68 60	133	N Wright St.	74 63
24	A TCU	59 73	44	A Oklahoma St.	49 67				136	H Florida	76 66
									167	H Saint Mary's (CA)	86 81
									179	H Texas Tech	67 50
									189	A Fla. Atlantic	90 60
									225	H UMass Lowell	79 44
									269	H Indiana St.	84 72
									275	H Omaha	63 48
									291	H Texas St.	68 48
									298	H Wofford	83 64
									340	H UIC	91 50
LAST 10 Division I											
179	H Texas Tech	67 50	298	H Wofford	83 64						
12	H Baylor	47 90	98	A Saint Louis	68 60						
24	A TCU	59 73	167	H Saint Mary's (CA)	86 81						
29	H West Virginia	49 68	136	H Florida	76 66						
44	A Oklahoma St.	49 67	189	A Fla. Atlantic	90 60						

Non-Div I Games:

Kansas

Loss, Non-Conf, S Site, H Home A Away N Neutral

Average RPI Win:	274	WON-LOST	WINNING	LAST 10	STRENGTH OF	OPP. STRENGTH	TEAM	ADJ.	CONF.	ADJ CONF.
Average RPI Loss:	69	RECORD	PCT. RANK	GAMES	SCHEDULE	OF SCHEDULE	RPI	RPI	RPI	RPI
DIV. I ONLY	7- 8	198	4-6	97	156	180	180	3	3	
DIV. I NON-CONF.	6- 5	151	3-3	217	246	198	198	4	4	
TOTALS	RPI 1-25	RPI 26-50	W-L RECORDS	RPI 51-100	RPI 101-150	RPI 150+				
7- 8	0- 1	0- 3	OVERALL	0- 2	0- 1	7- 1				
5- 4	0- 0	0- 2	HOME	0- 1	0- 1	5- 0				
2- 2	0- 1	0- 1	AWAY	0- 0	0- 0	2- 0				
0- 2	0- 0	0- 0	NEUTRAL	0- 1	0- 0	0- 1				
6- 5	0- 1	0- 1	NON-CONFERENCE	0- 1	0- 1	6- 1				
5- 1	0- 0	0- 0	HOME	0- 0	0- 1	5- 0				
1- 2	0- 1	0- 1	AWAY	0- 0	0- 0	1- 0				
0- 2	0- 0	0- 0	NEUTRAL	0- 1	0- 0	0- 1				
1- 3	0- 0	0- 2	CONFERENCE	0- 1	0- 0	1- 0				
0- 3	0- 0	0- 2	HOME	0- 1	0- 0	0- 0				
1- 0	0- 0	0- 0	AWAY	0- 0	0- 0	1- 0				
0- 0	0- 0	0- 0	NEUTRAL	0- 0	0- 0	0- 0				

RPI 1-25				RPI 26-50				RPI 51-100				RPI 101+ Team's RPI: 180			
RPI	S	Opponent	Score	RPI	S	Opponent	Score	RPI	S	Opponent	Score	RPI	S	Opponent	Score
8	A	Oregon	51 89	29	H	West Virginia	63 74	52	H	Texas	63 71	116	H	UT Arlington	53 57
				36	A	Arkansas	72 81	99	N	Michigan St.	60 65	170	N	Memphis	68 72
				44	H	Oklahoma St.	63 70					179	A	Texas Tech	76 72
												226	A	UMKC	74 67
												244	H	Oral Roberts	109 69
												275	H	Omaha	73 48
												325	H	UTRGV	79 66
												331	H	Incarnate Word	85 41
												340	H	UIC	84 40
LAST 10 Division I															
				52	H	Texas	63 71	8	A	Oregon	51 89				
				44	H	Oklahoma St.	63 70	226	A	UMKC	74 67				
				179	A	Texas Tech	76 72	36	A	Arkansas	72 81				
				29	H	West Virginia	63 74	331	H	Incarnate Word	85 41				
				325	H	UTRGV	79 66	99	N	Michigan St.	60 65				

Non-Div I Games:

Kansas St.

■ Loss,
 ■ Non-Conf,
 S Site,
 ■ Home
 ■ Away
 N Neutral

Average RPI Win:	274	WON-LOST	WINNING	LAST 10	STRENGTH OF	OPP. STRENGTH	TEAM	ADJ.	CONF.	ADJ CONF.
Average RPI Loss:	136	RECORD	PCT. RANK	GAMES	SCHEDULE	OF SCHEDULE	RPI	RPI	RPI	RPI
DIV. I ONLY	7- 7	169	4-6	335	120	245	245	16	16	
DIV. I NON-CONF.	5- 5	164	2-4	298	160	208	208	16	16	
TOTALS	RPI 1-25	RPI 26-50	W-L RECORDS	RPI 51-100	RPI 101-150	RPI 150+				
7- 7	0- 0	0- 1	OVERALL	0- 2	0- 2	7- 2				
2- 3	0- 0	0- 1	HOME	0- 1	0- 0	2- 1				
4- 4	0- 0	0- 0	AWAY	0- 1	0- 2	4- 1				
1- 0	0- 0	0- 0	NEUTRAL	0- 0	0- 0	1- 0				
5- 5	0- 0	0- 1	NON-CONFERENCE	0- 1	0- 2	5- 1				
2- 1	0- 0	0- 1	HOME	0- 0	0- 0	2- 0				
2- 4	0- 0	0- 0	AWAY	0- 1	0- 2	2- 1				
1- 0	0- 0	0- 0	NEUTRAL	0- 0	0- 0	1- 0				
2- 2	0- 0	0- 0	CONFERENCE	0- 1	0- 0	2- 1				
0- 2	0- 0	0- 0	HOME	0- 1	0- 0	0- 1				
2- 0	0- 0	0- 0	AWAY	0- 0	0- 0	2- 0				
0- 0	0- 0	0- 0	NEUTRAL	0- 0	0- 0	0- 0				

RPI 1-25				RPI 26-50				RPI 51-100				RPI 101+				Team's RPI: 245	
RPI	S	Opponent	Score	RPI	S	Opponent	Score	RPI	S	Opponent	Score	RPI	S	Opponent	Score		
				39	H	Georgia Tech	47 63	83	A	Georgia	65 80	105	A	Duquesne	72 75		
								94	H	North Florida	55 64	131	A	Campbell	51 63		
												163	H	Samford	60 55		
												230	H	Stetson	61 67		
												239	A	UNCW	58 56		
												255	A	Lipscomb	74 66		
												271	A	Navy	62 82		
												296	A	Ga. Southern	95 69		
												320	N	UMBC	59 44		
												322	H	Mercer	92 64		
												324	A	NJIT	77 64		
LAST 10 Division I																	
				324	A	NJIT	77 64	39	H	Georgia Tech	47 63						
				255	A	Lipscomb	74 66	320	N	UMBC	59 44						
				94	H	North Florida	55 64	271	A	Navy	62 82						
				230	H	Stetson	61 67	131	A	Campbell	51 63						
				105	A	Duquesne	72 75	239	A	UNCW	58 56						

Non-Div I Games: Middle Ga. St. 88 49

Kennesaw St.

Average RPI Win:	201	WON-LOST	WINNING	LAST 10	STRENGTH OF	OPP. STRENGTH	TEAM	ADJ.	CONF.	ADJ CONF.
Average RPI Loss:	74	RECORD	PCT. RANK	GAMES	SCHEDULE	OF SCHEDULE	RPI	RPI	RPI	RPI
DIV. I ONLY	9- 6	119	6-4	142	102	104	104	10	10	
DIV. I NON-CONF.	6- 4	122	3-2	129	94	102	102	10	10	
TOTALS	RPI 1-25	RPI 26-50	W-L RECORDS	RPI 51-100	RPI 101-150	RPI 150+				
9- 6	0- 0	0- 2	OVERALL	0- 3	3- 0	6- 1				
3- 2	0- 0	0- 1	HOME	0- 0	2- 0	1- 1				
4- 2	0- 0	0- 1	AWAY	0- 1	1- 0	3- 0				
2- 2	0- 0	0- 0	NEUTRAL	0- 2	0- 0	2- 0				
6- 4	0- 0	0- 2	NON-CONFERENCE	0- 2	2- 0	4- 0				
2- 1	0- 0	0- 1	HOME	0- 0	1- 0	1- 0				
2- 1	0- 0	0- 1	AWAY	0- 0	1- 0	1- 0				
2- 2	0- 0	0- 0	NEUTRAL	0- 2	0- 0	2- 0				
3- 2	0- 0	0- 0	CONFERENCE	0- 1	1- 0	2- 1				
1- 1	0- 0	0- 0	HOME	0- 0	1- 0	0- 1				
2- 1	0- 0	0- 0	AWAY	0- 1	0- 0	2- 0				
0- 0	0- 0	0- 0	NEUTRAL	0- 0	0- 0	0- 0				

RPI S	Opponent	Score	RPI S	Opponent	Score	RPI S	Opponent	Score	RPI S	Opponent	Score	Team's RPI: 104
32	H Ohio St.	65 75	56	N Michigan	53 88	105	A Duquesne	77 75				
33	A Purdue	64 77	70	N Troy	64 71	129	H Western Mich.	75 63				
			80	A Ball St.	62 66	132	H Robert Morris	82 81				
						161	A Youngstown St.	82 73				
						174	H Eastern Mich.	69 74				
						188	A Miami (OH)	78 75				
						190	A Northern Ill.	79 71				
						278	H St. Bonaventure	81 58				
						296	N Ga. Southern	62 48				
						329	N Purdue Fort Wayne	75 67				
LAST 10 Division I												
188	A Miami (OH)	78 75	70	N Troy	64 71							
190	A Northern Ill.	79 71	296	N Ga. Southern	62 48							
129	H Western Mich.	75 63	33	A Purdue	64 77							
174	H Eastern Mich.	69 74	278	H St. Bonaventure	81 58							
80	A Ball St.	62 66	132	H Robert Morris	82 81							

Non-Div I Games: Hiram

92 36

Kent St.

Average RPI Win:	145	WON-LOST	WINNING	LAST 10	STRENGTH OF	OPP. STRENGTH	TEAM	ADJ.	CONF.	ADJ CONF.
Average RPI Loss:	10	RECORD	PCT. RANK	GAMES	SCHEDULE	OF SCHEDULE	RPI	RPI	RPI	RPI
DIV. I ONLY	15- 3	22	7-3	37	37	19	19	4	4	
DIV. I NON-CONF.	11- 1	13	3-1	180	36	42	42	5	5	
TOTALS	RPI 1-25	RPI 26-50	W-L RECORDS	RPI 51-100	RPI 101-150	RPI 150+				
15- 3	1- 3	1- 0	OVERALL	5- 0	1- 0	7- 0				
10- 1	1- 1	0- 0	HOME	2- 0	0- 0	7- 0				
5- 2	0- 2	1- 0	AWAY	3- 0	1- 0	0- 0				
0- 0	0- 0	0- 0	NEUTRAL	0- 0	0- 0	0- 0				
11- 1	0- 1	1- 0	NON-CONFERENCE	3- 0	0- 0	7- 0				
8- 1	0- 1	0- 0	HOME	1- 0	0- 0	7- 0				
3- 0	0- 0	1- 0	AWAY	2- 0	0- 0	0- 0				
0- 0	0- 0	0- 0	NEUTRAL	0- 0	0- 0	0- 0				
4- 2	1- 2	0- 0	CONFERENCE	2- 0	1- 0	0- 0				
2- 0	1- 0	0- 0	HOME	1- 0	0- 0	0- 0				
2- 2	0- 2	0- 0	AWAY	1- 0	1- 0	0- 0				
0- 0	0- 0	0- 0	NEUTRAL	0- 0	0- 0	0- 0				

RPI 1-25				Team's RPI: 19	RPI 26-50				RPI 51-100				RPI 101+			
RPI	S	Opponent	Score		RPI	S	Opponent	Score	RPI	S	Opponent	Score	RPI	S	Opponent	Score
1	H	Louisville	66 67		35	A	Virginia	50 47	53	A	Middle Tenn.	67 52	136	A	Florida	65 45
3	A	South Carolina	72 99						62	H	Charlotte	86 39	151	H	Austin Peay	81 52
17	H	Texas A&M	76 54						68	A	Alabama	81 71	163	H	Samford	79 49
25	A	LSU	59 65						71	H	Tennessee	80 76	214	H	Mt. St. Mary's	67 44
									100	A	California	63 61	230	H	Stetson	67 48
													264	H	Morehead St.	79 54
													265	H	Winthrop	91 36
													341	H	Grambling	81 35
LAST 10 Division I																
25	A	LSU	59 65		3	A	South Carolina	72 99								
17	H	Texas A&M	76 54		100	A	California	63 61								
136	A	Florida	65 45		1	H	Louisville	66 67								
68	A	Alabama	81 71		265	H	Winthrop	91 36								
71	H	Tennessee	80 76		163	H	Samford	79 49								

Non-Div I Games:

Kentucky

■ Loss,
■ Non-Conf, S Site,
■ Home
■ Away
N Neutral

Average RPI Win:	217	WON-LOST	WINNING	LAST 10	STRENGTH OF	OPP. STRENGTH	TEAM	ADJ.	CONF.	ADJ CONF.
Average RPI Loss:	148	RECORD	PCT. RANK	GAMES	SCHEDULE	OF SCHEDULE	RPI	RPI	RPI	RPI
DIV. I ONLY	6- 13	265	4-6	212	129	254	254	11	11	
DIV. I NON-CONF.	3- 9	279	1-2	216	170	279	279	11	11	
TOTALS	RPI 1-25	RPI 26-50	W-L RECORDS	RPI 51-100	RPI 101-150	RPI 150+				
6- 13	0- 1	0- 1	OVERALL	0- 2	0- 2	6- 7				
3- 6	0- 0	0- 1	HOME	0- 1	0- 0	3- 4				
3- 5	0- 1	0- 0	AWAY	0- 0	0- 1	3- 3				
0- 2	0- 0	0- 0	NEUTRAL	0- 1	0- 1	0- 0				
3- 9	0- 1	0- 1	NON-CONFERENCE	0- 1	0- 1	3- 5				
1- 4	0- 0	0- 1	HOME	0- 0	0- 0	1- 3				
2- 3	0- 1	0- 0	AWAY	0- 0	0- 0	2- 2				
0- 2	0- 0	0- 0	NEUTRAL	0- 1	0- 1	0- 0				
3- 4	0- 0	0- 0	CONFERENCE	0- 1	0- 1	3- 2				
2- 2	0- 0	0- 0	HOME	0- 1	0- 0	2- 1				
1- 2	0- 0	0- 0	AWAY	0- 0	0- 1	1- 1				
0- 0	0- 0	0- 0	NEUTRAL	0- 0	0- 0	0- 0				

RPI 1-25				RPI 26-50				RPI 51-100				RPI 101+ Team's RPI: 254			
RPI	S	Opponent	Score	RPI	S	Opponent	Score	RPI	S	Opponent	Score	RPI	S	Opponent	Score
7	A	UCLA	52 74	45	H	Yale	65 81	67	H	BYU	44 59	110	N	Providence	45 48
								80	N	Ball St.	72 77	113	A	Pacific	67 76
												155	H	San Diego	59 67
												165	H	Santa Clara	75 59
												167	A	Saint Mary's (CA)	70 86
												178	A	New Mexico	73 72
												187	H	Hawaii	65 51
												205	A	Tulsa	56 75
												223	H	Cal St. Fullerton	74 79
												227	H	San Francisco	76 69
												232	H	Georgetown	53 64
												253	H	CSUN	54 56
												261	A	Pepperdine	84 77
												266	A	UC Irvine	65 80
												284	A	Long Beach St.	70 57
LAST 10 Division I															
261	A	Pepperdine	84 77	155	H	San Diego	59 67								
165	H	Santa Clara	75 59	67	H	BYU	44 59								
227	H	San Francisco	76 69	110	N	Providence	45 48								
167	A	Saint Mary's (CA)	70 86	178	A	New Mexico	73 72								
113	A	Pacific	67 76	80	N	Ball St.	72 77								

Non-Div I Games: Cal St. San B'dino 94 46

LMU (CA)

■ Loss,
 ■ Non-Conf,
 ■ S Site,
 ■ H Home
 ■ A Away
 N Neutral

Average RPI Win:	147	WON-LOST	WINNING	LAST 10	STRENGTH OF	OPP. STRENGTH	TEAM	ADJ.	CONF.	ADJ CONF.
Average RPI Loss:	51	RECORD	PCT. RANK	GAMES	SCHEDULE	OF SCHEDULE	RPI	RPI	RPI	RPI
DIV. I ONLY	14- 4	39	7-3	47	25	25	25	4	4	
DIV. I NON-CONF.	10- 2	30	3-1	100	48	30	30	5	5	
TOTALS	RPI 1-25	RPI 26-50	W-L RECORDS	RPI 51-100	RPI 101-150	RPI 150+				
14- 4	2- 2	2- 1	OVERALL	2- 0	2- 1	6- 0				
8- 1	1- 1	1- 0	HOME	1- 0	1- 0	4- 0				
4- 3	1- 1	1- 1	AWAY	0- 0	1- 1	1- 0				
2- 0	0- 0	0- 0	NEUTRAL	1- 0	0- 0	1- 0				
10- 2	0- 1	2- 1	NON-CONFERENCE	1- 0	2- 0	5- 0				
5- 1	0- 1	1- 0	HOME	0- 0	1- 0	3- 0				
3- 1	0- 0	1- 1	AWAY	0- 0	1- 0	1- 0				
2- 0	0- 0	0- 0	NEUTRAL	1- 0	0- 0	1- 0				
4- 2	2- 1	0- 0	CONFERENCE	1- 0	0- 1	1- 0				
3- 0	1- 0	0- 0	HOME	1- 0	0- 0	1- 0				
1- 2	1- 1	0- 0	AWAY	0- 0	0- 1	0- 0				
0- 0	0- 0	0- 0	NEUTRAL	0- 0	0- 0	0- 0				

RPI	S	Opponent	Score	RPI	S	Opponent	Score	RPI	S	Opponent	Score	RPI	S	Opponent	Score
15	A	Mississippi St.	60 64	26	H	Rutgers	64 58	68	H	Alabama	71 60	122	H	New Orleans	83 49
17	A	Texas A&M	57 54	27	A	Oklahoma	68 90	99	N	Michigan St.	58 56	127	A	Tulane	59 54
18	H	Florida St.	62 70	31	A	FGCU	74 63					143	A	Missouri	65 69
19	H	Kentucky	65 59									170	N	Memphis	89 58
												201	A	Little Rock	65 50
												247	H	Southeastern La.	62 52
												273	H	Ole Miss	52 44
												304	H	Nicholls St.	63 32
												349	H	Florida A&M	73 45
LAST 10 Division I															
19	H	Kentucky	65 59	68	H	Alabama	71 60								
15	A	Mississippi St.	60 64	349	H	Florida A&M	73 45								
273	H	Ole Miss	52 44	31	A	FGCU	74 63								
17	A	Texas A&M	57 54	27	A	Oklahoma	68 90								
143	A	Missouri	65 69	304	H	Nicholls St.	63 32								

Non-Div I Games:

LSU

■ Loss,
 ■ Non-Conf,
 ■ S Site,
 ■ Home
 ■ Away
 N Neutral

Average RPI Win:	239	WON-LOST	WINNING	LAST 10	STRENGTH OF	OPP. STRENGTH	TEAM	ADJ.	CONF.	ADJ CONF.
Average RPI Loss:	114	RECORD	PCT. RANK	GAMES	SCHEDULE	OF SCHEDULE	RPI	RPI	RPI	RPI
DIV. I ONLY	7- 11	229	1-9	122	213	204	204	12	12	
DIV. I NON-CONF.	6- 7	182	0-5	153	254	180	180	12	12	
TOTALS	RPI 1-25	RPI 26-50	W-L RECORDS	RPI 51-100	RPI 101-150	RPI 150+				
7- 11	0- 0	0- 0	OVERALL	0- 6	1- 4	6- 1				
3- 6	0- 0	0- 0	HOME	0- 4	1- 2	2- 0				
3- 5	0- 0	0- 0	AWAY	0- 2	0- 2	3- 1				
1- 0	0- 0	0- 0	NEUTRAL	0- 0	0- 0	1- 0				
6- 7	0- 0	0- 0	NON-CONFERENCE	0- 4	1- 2	5- 1				
2- 4	0- 0	0- 0	HOME	0- 2	1- 2	1- 0				
3- 3	0- 0	0- 0	AWAY	0- 2	0- 0	3- 1				
1- 0	0- 0	0- 0	NEUTRAL	0- 0	0- 0	1- 0				
1- 4	0- 0	0- 0	CONFERENCE	0- 2	0- 2	1- 0				
1- 2	0- 0	0- 0	HOME	0- 2	0- 0	1- 0				
0- 2	0- 0	0- 0	AWAY	0- 0	0- 2	0- 0				
0- 0	0- 0	0- 0	NEUTRAL	0- 0	0- 0	0- 0				

RPI 1-25				RPI 26-50				RPI 51-100				RPI 101+				Team's RPI: 204	
RPI	S	Opponent	Score	RPI	S	Opponent	Score	RPI	S	Opponent	Score	RPI	S	Opponent	Score		
								57	H	Temple	69	72	105	A	Duquesne	56	82
								85	H	Villanova	69	77	121	H	Penn	49	65
								87	A	Drexel	31	69	123	A	Massachusetts	62	76
								88	H	Dayton	58	98	132	H	Robert Morris	68	71
								90	A	Rider	43	70	141	H	Harvard	75	69
								98	H	Saint Louis	61	77	169	A	Norfolk St.	55	52
													191	A	Penn St.	69	67
													234	A	Howard	78	62
													271	A	Navy	46	61
													278	H	St. Bonaventure	67	61
													320	N	UMBC	74	58
													342	H	Coppin St.	79	46
LAST 10 Division I																	
278	H	St. Bonaventure	67	61	57	H	Temple	69	72								
123	A	Massachusetts	62	76	85	H	Villanova	69	77								
105	A	Duquesne	56	82	87	A	Drexel	31	69								
98	H	Saint Louis	61	77	90	A	Rider	43	70								
88	H	Dayton	58	98	121	H	Penn	49	65								

Non-Div I Games:

La Salle

Average RPI Win:	329	WON-LOST	WINNING	LAST 10	STRENGTH OF	OPP. STRENGTH	TEAM	ADJ.	CONF.	ADJ CONF.
Average RPI Loss:	230	RECORD	PCT. RANK	GAMES	SCHEDULE	OF SCHEDULE	RPI	RPI	RPI	RPI
DIV. I ONLY	3- 14	317	2-8	340	322	347	347	22	22	
DIV. I NON-CONF.	2- 9	304	1-3	346	337	350	350	23	23	
TOTALS	RPI 1-25	RPI 26-50	W-L RECORDS	RPI 51-100	RPI 101-150	RPI 150+				
3- 14	0- 0	0- 0	OVERALL	0- 1	0- 2	3- 11				
2- 4	0- 0	0- 0	HOME	0- 1	0- 0	2- 3				
1- 10	0- 0	0- 0	AWAY	0- 0	0- 2	1- 8				
0- 0	0- 0	0- 0	NEUTRAL	0- 0	0- 0	0- 0				
2- 9	0- 0	0- 0	NON-CONFERENCE	0- 0	0- 1	2- 8				
2- 3	0- 0	0- 0	HOME	0- 0	0- 0	2- 3				
0- 6	0- 0	0- 0	AWAY	0- 0	0- 1	0- 5				
0- 0	0- 0	0- 0	NEUTRAL	0- 0	0- 0	0- 0				
1- 5	0- 0	0- 0	CONFERENCE	0- 1	0- 1	1- 3				
0- 1	0- 0	0- 0	HOME	0- 1	0- 0	0- 0				
1- 4	0- 0	0- 0	AWAY	0- 0	0- 1	1- 3				
0- 0	0- 0	0- 0	NEUTRAL	0- 0	0- 0	0- 0				

RPI S	Opponent	Score	RPI S	Opponent	Score	RPI S	Opponent	Score	RPI S	Opponent	Score	Team's RPI: 347
						70	H Troy	65 72	116	A UT Arlington	34 72	
									145	A Tennessee Tech	68 75	
									175	H Southern Miss.	42 57	
									179	A Texas Tech	38 83	
									238	A South Alabama	63 72	
									247	H Southeastern La.	52 65	
									249	A North Texas	51 63	
									273	A Ole Miss	42 66	
									291	A Texas St.	58 55	
									296	A Ga. Southern	47 64	
									299	H Houston Baptist	65 72	
									304	A Nicholls St.	59 74	
									313	A McNeese	69 72	
									318	A Georgia St.	52 68	
									345	H Northwestern St.	63 54	
									351	H Mississippi Val.	74 66	
LAST 10 Division I												
			116	A UT Arlington	34 72		296	A Ga. Southern	47 64			
			291	A Texas St.	58 55		351	H Mississippi Val.	74 66			
			238	A South Alabama	63 72		179	A Texas Tech	38 83			
			70	H Troy	65 72		249	A North Texas	51 63			
			318	A Georgia St.	52 68		304	A Nicholls St.	59 74			

Non-Div I Games:

La.-Monroe

■ Loss,
 ■ Non-Conf,
 ■ S Site,
 ■ H Home
 ■ A Away
 N Neutral

Average RPI Win:	279	WON-LOST	WINNING	LAST 10	STRENGTH OF	OPP. STRENGTH	TEAM	ADJ.	CONF.	ADJ CONF.
Average RPI Loss:	144	RECORD	PCT. RANK	GAMES	SCHEDULE	OF SCHEDULE	RPI	RPI	RPI	RPI
DIV. I ONLY	7- 9	206	4-6	229	305	237	237	15	15	
DIV. I NON-CONF.	4- 6	212	1-3	279	333	292	292	15	15	
TOTALS	RPI 1-25	RPI 26-50	W-L RECORDS	RPI 51-100	RPI 101-150	RPI 150+				
7- 9	0- 0	0- 1	OVERALL	0- 3	0- 2	7- 3				
6- 2	0- 0	0- 0	HOME	0- 0	0- 1	6- 1				
1- 7	0- 0	0- 1	AWAY	0- 3	0- 1	1- 2				
0- 0	0- 0	0- 0	NEUTRAL	0- 0	0- 0	0- 0				
4- 6	0- 0	0- 1	NON-CONFERENCE	0- 1	0- 1	4- 3				
3- 2	0- 0	0- 0	HOME	0- 0	0- 1	3- 1				
1- 4	0- 0	0- 1	AWAY	0- 1	0- 0	1- 2				
0- 0	0- 0	0- 0	NEUTRAL	0- 0	0- 0	0- 0				
3- 3	0- 0	0- 0	CONFERENCE	0- 2	0- 1	3- 0				
3- 0	0- 0	0- 0	HOME	0- 0	0- 0	3- 0				
0- 3	0- 0	0- 0	AWAY	0- 2	0- 1	0- 0				
0- 0	0- 0	0- 0	NEUTRAL	0- 0	0- 0	0- 0				

RPI S	Opponent	Score	RPI S	Opponent	Score	RPI S	Opponent	Score	RPI S	Opponent	Score	Team's RPI: 237
46	A St. John's (NY)	44 76	58	A Bucknell	36 50	105	H Duquesne	65 73				
			60	A Seton Hall	50 74	137	A Holy Cross	56 57				
			89	A Colgate	52 73	196	H Boston U.	59 57				
						199	A Binghamton	64 74				
						212	H Manhattan	60 53				
						271	H Navy	79 52				
						279	H Loyola Maryland	55 52				
						285	A Monmouth	44 52				
						316	A Albany (NY)	54 47				
						320	H UMBC	58 65				
						333	H Fairleigh Dickinson	61 29				
						348	H LIU Brooklyn	65 60				
LAST 10 Division I												
271	H Navy	79 52	196	H Boston U.	59 57							
89	A Colgate	52 73	320	H UMBC	58 65							
279	H Loyola Maryland	55 52	60	A Seton Hall	50 74							
137	A Holy Cross	56 57	285	A Monmouth	44 52							
58	A Bucknell	36 50	212	H Manhattan	60 53							

Non-Div I Games:

Lafayette

Lamar University

Through Games Of Jan. 19, 2020

Average RPI Win:	268	WON-LOST	WINNING	LAST 10	STRENGTH OF	OPP. STRENGTH	TEAM	ADJ.	CONF.	ADJ CONF.
Average RPI Loss:	122	RECORD	PCT. RANK	GAMES	SCHEDULE	OF SCHEDULE	RPI	RPI	RPI	RPI
DIV. I ONLY	6- 9	224	5-5	152	240	195	195	25	25	
DIV. I NON-CONF.	2- 5	259	1-1	25	151	156	156	22	22	
TOTALS	RPI 1-25	RPI 26-50	W-L RECORDS	RPI 51-100	RPI 101-150	RPI 150+				
6- 9	0- 2	0- 1	OVERALL	0- 0	1- 4	5- 2				
3- 2	0- 0	0- 0	HOME	0- 0	0- 2	3- 0				
2- 7	0- 2	0- 1	AWAY	0- 0	0- 2	2- 2				
1- 0	0- 0	0- 0	NEUTRAL	0- 0	1- 0	0- 0				
2- 5	0- 2	0- 1	NON-CONFERENCE	0- 0	1- 1	1- 1				
1- 1	0- 0	0- 0	HOME	0- 0	0- 1	1- 0				
0- 4	0- 2	0- 1	AWAY	0- 0	0- 0	0- 1				
1- 0	0- 0	0- 0	NEUTRAL	0- 0	1- 0	0- 0				
4- 4	0- 0	0- 0	CONFERENCE	0- 0	0- 3	4- 1				
2- 1	0- 0	0- 0	HOME	0- 0	0- 1	2- 0				
2- 3	0- 0	0- 0	AWAY	0- 0	0- 2	2- 1				
0- 0	0- 0	0- 0	NEUTRAL	0- 0	0- 0	0- 0				

RPI 1-25				RPI 26-50				RPI 51-100				RPI 101+ Team's RPI: 195			
RPI	S	Opponent	Score	RPI	S	Opponent	Score	RPI	S	Opponent	Score	RPI	S	Opponent	Score
12	A	Baylor	28 90	44	A	Oklahoma St.	53 74					115	A	Abilene Christian	72 78
14	A	NC State	40 81									120	N	Idaho	47 44
												122	H	New Orleans	57 62
												125	H	Louisiana	63 74
												150	A	Sam Houston St.	47 68
												177	A	A&M-Corpus Christi	39 49
												247	A	Southeastern La.	65 57
												295	H	Denver	71 59
												299	H	Houston Baptist	60 53
												304	A	Nicholls St.	84 78
												337	A	Cal Poly	56 57
												345	H	Northwestern St.	61 58
LAST 10 Division I															
177	A	A&M-Corpus Christi	39 49	122	H	New Orleans	57 62								
150	A	Sam Houston St.	47 68	345	H	Northwestern St.	61 58								
299	H	Houston Baptist	60 53	247	A	Southeastern La.	65 57								
304	A	Nicholls St.	84 78	295	H	Denver	71 59								
115	A	Abilene Christian	72 78	337	A	Cal Poly	56 57								

Non-Div I Games: Howard Payne 96 36 LeTourneau 90 38

Lamar University

Loss, Non-Conf, S Site, H Home A Away N Neutral

Average RPI Win: 229	WON-LOST	WINNING	LAST 10	STRENGTH OF	OPP. STRENGTH	TEAM	ADJ.	CONF.	ADJ CONF.
Average RPI Loss: 77	RECORD	PCT. RANK	GAMES	SCHEDULE	OF SCHEDULE	RPI	RPI	RPI	RPI
DIV. I ONLY	12- 4	51	7-3	253	149	101	101	15	15
DIV. I NON-CONF.	7- 3	80	2-2	219	199	97	97	15	15
<hr/>									
TOTALS	RPI 1-25	RPI 26-50	W-L RECORDS	RPI 51-100	RPI 101-150	RPI 150+			
12- 4	0- 0	0- 0	OVERALL	1- 3	1- 1	10- 0			
5- 1	0- 0	0- 0	HOME	1- 1	1- 0	3- 0			
7- 1	0- 0	0- 0	AWAY	0- 1	0- 0	7- 0			
0- 2	0- 0	0- 0	NEUTRAL	0- 1	0- 1	0- 0			
7- 3	0- 0	0- 0	NON-CONFERENCE	1- 2	1- 1	5- 0			
3- 0	0- 0	0- 0	HOME	1- 0	1- 0	1- 0			
4- 1	0- 0	0- 0	AWAY	0- 1	0- 0	4- 0			
0- 2	0- 0	0- 0	NEUTRAL	0- 1	0- 1	0- 0			
5- 1	0- 0	0- 0	CONFERENCE	0- 1	0- 0	5- 0			
2- 1	0- 0	0- 0	HOME	0- 1	0- 0	2- 0			
3- 0	0- 0	0- 0	AWAY	0- 0	0- 0	3- 0			
0- 0	0- 0	0- 0	NEUTRAL	0- 0	0- 0	0- 0			

RPI 1-25			RPI 26-50			RPI 51-100			RPI 101+			Team's RPI: 101
RPI	S	Opponent	Score	RPI	S	Opponent	Score	RPI	S	Opponent	Score	
						53 A Minnesota	49 77	117 N Fordham		57 59		
						58 H Bucknell	50 71	144 H George Washington		59 53		
						60 H Seton Hall	75 68	184 A Merrimack		72 68		
						80 N Ball St.	52 54	193 A American		64 63		
								196 H Boston U.		51 34		
								214 A Mt. St. Mary's		66 65		
								260 A Delaware St.		68 38		
								271 A Navy		60 53		
								271 H Navy		70 40		
								279 A Loyola Maryland		55 53		
								335 A Saint Peter's		80 71		
								344 H Central Conn. St.		70 51		
<hr/>												
LAST 10 Division I												
						58 H Bucknell	50 71	271 H Navy		70 40		
						271 A Navy	60 53	335 A Saint Peter's		80 71		
						193 A American	64 63	53 A Minnesota		49 77		
						196 H Boston U.	51 34	214 A Mt. St. Mary's		66 65		
						279 A Loyola Maryland	55 53	117 N Fordham		57 59		

Non-Div I Games: Bloomsburg 91 43

Lehigh






































































■ Loss,
 ■ Non-Conf,
 S Site,
 ■ Home
 ■ Away
 N Neutral

RPI 1-25				RPI 26-50				RPI 51-100				RPI 101+				Team's RPI: 108	
RPI	S	Opponent	Score	RPI	S	Opponent	Score	RPI	S	Opponent	Score	RPI	S	Opponent	Score		
10	N	Oregon St.	55 68	30	A	Virginia Tech	69 73	72	N	Bradley	75 63	119	H	UNC Greensboro	53 58		
				31	A	FGCU	57 64					166	H	North Ala.	71 76		
				41	A	James Madison	53 76					169	A	Norfolk St.	67 48		
												173	A	Hampton	83 59		
												188	N	Miami (OH)	65 53		
												202	H	Chattanooga	54 71		
												214	A	Saint Francis (PA)	71 52		
												220	H	Jacksonville	85 76		
												226	A	UMKC	68 44		
												228	H	ETSU	62 63		
												255	H	Lipscomb	64 60		
												262	H	East Carolina	81 66		
												324	A	NJIT	67 53		
LAST 10 Division I																	
				255	H	Lipscomb	64 60	226	A	UMKC	68 44						
				166	H	North Ala.	71 76	72	N	Bradley	75 63						
				220	H	Jacksonville	85 76	214	A	Saint Francis (PA)	71 52						
				31	A	FGCU	57 64	173	A	Hampton	83 59						
				324	A	NJIT	67 53	262	H	East Carolina	81 66						

Liberty

Page 144

Average RPI Win: 263	WON-LOST	WINNING	LAST 10	STRENGTH OF	OPP. STRENGTH	TEAM	ADJ.	CONF.	ADJ CONF.
Average RPI Loss: 137	RECORD	PCT. RANK	GAMES	SCHEDULE	OF SCHEDULE	RPI	RPI	RPI	RPI
DIV. I ONLY	3- 14	317	2-8	86	270	255	255	16	16
DIV. I NON-CONF.	2- 10	313	1-4	113	288	281	281	16	16
TOTALS	RPI 1-25	RPI 26-50	W-L RECORDS	RPI 51-100	RPI 101-150	RPI 150+			
3- 14	0- 0	0- 1	OVERALL	0- 6	0- 2	3- 5			
1- 5	0- 0	0- 0	HOME	0- 1	0- 0	1- 4			
2- 7	0- 0	0- 1	AWAY	0- 3	0- 2	2- 1			
0- 2	0- 0	0- 0	NEUTRAL	0- 2	0- 0	0- 0			
2- 10	0- 0	0- 0	NON-CONFERENCE	0- 6	0- 1	2- 3			
1- 3	0- 0	0- 0	HOME	0- 1	0- 0	1- 2			
1- 5	0- 0	0- 0	AWAY	0- 3	0- 1	1- 1			
0- 2	0- 0	0- 0	NEUTRAL	0- 2	0- 0	0- 0			
1- 4	0- 0	0- 1	CONFERENCE	0- 0	0- 1	1- 2			
0- 2	0- 0	0- 0	HOME	0- 0	0- 0	0- 2			
1- 2	0- 0	0- 1	AWAY	0- 0	0- 1	1- 0			
0- 0	0- 0	0- 0	NEUTRAL	0- 0	0- 0	0- 0			

RPI S	Opponent	Score	RPI S	Opponent	Score	RPI S	Opponent	Score	RPI S	Opponent	Score	Team's RPI: 255
			31  FGCU		56  	53  Middle Tenn.		49  	108  Liberty		60  	
						65  UT Martin		67  	145  Tennessee Tech		58  	
						79 N Marist		63  	166  North Ala.		72  	
						84  Belmont		68  	207  Murray St.		57  	
						88  Dayton		60  	224  Northern Ky.		71 69	
						90 N Rider		76  	230  Stetson		65 59	
									245  Kennesaw St.		66  	
									250  Eastern Ill.		56  	
									306  Jacksonville St.		63  	
									334  Tennessee St.		74 64	
LAST 10 Division I												
			108  Liberty		60  	145  Tennessee Tech		58  				
			245  Kennesaw St.		66  	65  UT Martin		67  				
			166  North Ala.		72  	84  Belmont		68  				
			230  Stetson		65 59	334  Tennessee St.		74 64				
			31  FGCU		56  	53  Middle Tenn.		49  				

Non-Div I Games: Queens (NC) 86 45

Lipscomb

 Loss,  Non-Conf, S Site,  Home  Away N Neutral

Little Rock

Through Games Of Jan. 19, 2020

Average RPI Win:	261	WON-LOST	WINNING	LAST 10	STRENGTH OF	OPP. STRENGTH	TEAM	ADJ.	CONF.	ADJ CONF.
Average RPI Loss:	99	RECORD	PCT. RANK	GAMES	SCHEDULE	OF SCHEDULE	RPI	RPI	RPI	RPI
DIV. I ONLY	6- 11	254	5-5	78	142	201	201	22	22	
DIV. I NON-CONF.	2- 9	304	1-3	39	56	224	224	23	23	
TOTALS	RPI 1-25	RPI 26-50	W-L RECORDS	RPI 51-100	RPI 101-150	RPI 150+				
6- 11	0- 3	0- 2	OVERALL	0- 0	0- 3	6- 3				
5- 4	0- 1	0- 0	HOME	0- 0	0- 1	5- 2				
1- 7	0- 2	0- 2	AWAY	0- 0	0- 2	1- 1				
0- 0	0- 0	0- 0	NEUTRAL	0- 0	0- 0	0- 0				
2- 9	0- 3	0- 2	NON-CONFERENCE	0- 0	0- 1	2- 3				
2- 3	0- 1	0- 0	HOME	0- 0	0- 0	2- 2				
0- 6	0- 2	0- 2	AWAY	0- 0	0- 1	0- 1				
0- 0	0- 0	0- 0	NEUTRAL	0- 0	0- 0	0- 0				
4- 2	0- 0	0- 0	CONFERENCE	0- 0	0- 2	4- 0				
3- 1	0- 0	0- 0	HOME	0- 0	0- 1	3- 0				
1- 1	0- 0	0- 0	AWAY	0- 0	0- 1	1- 0				
0- 0	0- 0	0- 0	NEUTRAL	0- 0	0- 0	0- 0				

RPI S	Opponent	Score	RPI S	Opponent	Score	RPI S	Opponent	Score	RPI S	Opponent	Score	Team's RPI: 201
15	A Mississippi St.	50 89	34	A Western Ky.	58 77				109	H Coastal Caro.	48 68	
17	A Texas A&M	35 78	36	A Arkansas	53 86				116	A UT Arlington	58 65	
25	H LSU	50 65							126	A Rice	40 66	
									170	H Memphis	50 68	
									189	A Fla. Atlantic	72 79	
									205	H Tulsa	63 51	
									221	H Central Ark.	63 48	
									233	H Arkansas St.	67 58	
									256	H Louisiana Tech	38 43	
									291	A Texas St.	78 66	
									296	H Ga. Southern	58 46	
									318	H Georgia St.	66 46	
LAST 10 Division I												
233	H Arkansas St.	67 58	291	A Texas St.	78 66							
109	H Coastal Caro.	48 68	15	A Mississippi St.	50 89							
318	H Georgia St.	66 46	36	A Arkansas	53 86							
296	H Ga. Southern	58 46	170	H Memphis	50 68							
116	A UT Arlington	58 65	205	H Tulsa	63 51							

Non-Div I Games:

Little Rock

Loss, Non-Conf, S Site, H Home A Away N Neutral

Average RPI Win:	264	WON-LOST	WINNING	LAST 10	STRENGTH OF	OPP. STRENGTH	TEAM	ADJ.	CONF.	ADJ CONF.
Average RPI Loss:	182	RECORD	PCT. RANK	GAMES	SCHEDULE	OF SCHEDULE	RPI	RPI	RPI	RPI
DIV. I ONLY	6- 10	238	5-5	301	184	284	284	26	26	
DIV. I NON-CONF.	4- 8	235	3-3	287	123	280	280	26	26	
TOTALS	RPI 1-25	RPI 26-50	W-L RECORDS	RPI 51-100	RPI 101-150	RPI 150+				
6- 10	0- 2	0- 0	OVERALL	0- 2	0- 0	6- 6				
3- 3	0- 1	0- 0	HOME	0- 0	0- 0	3- 2				
1- 7	0- 1	0- 0	AWAY	0- 2	0- 0	1- 4				
2- 0	0- 0	0- 0	NEUTRAL	0- 0	0- 0	2- 0				
4- 8	0- 2	0- 0	NON-CONFERENCE	0- 2	0- 0	4- 4				
1- 3	0- 1	0- 0	HOME	0- 0	0- 0	1- 2				
1- 5	0- 1	0- 0	AWAY	0- 2	0- 0	1- 2				
2- 0	0- 0	0- 0	NEUTRAL	0- 0	0- 0	2- 0				
2- 2	0- 0	0- 0	CONFERENCE	0- 0	0- 0	2- 2				
2- 0	0- 0	0- 0	HOME	0- 0	0- 0	2- 0				
0- 2	0- 0	0- 0	AWAY	0- 0	0- 0	0- 2				
0- 0	0- 0	0- 0	NEUTRAL	0- 0	0- 0	0- 0				

RPI 1-25				RPI 26-50				RPI 51-100				RPI 101+ Team's RPI: 284			
RPI	S	Opponent	Score	RPI	S	Opponent	Score	RPI	S	Opponent	Score	RPI	S	Opponent	Score
7	A	UCLA	51 86					76	A	Southern California	40 57	165	A	Santa Clara	54 46
8	H	Oregon	45 81					100	A	California	45 68	191	N	Penn St.	64 56
												222	A	UC Davis	55 57
												223	A	Cal St. Fullerton	65 69
												253	H	CSUN	60 52
												254	H	LMU (CA)	57 70
												287	H	Utah St.	48 56
												303	A	California Baptist	70 79
												310	H	Air Force	74 68
												325	N	UTRGV	69 65
												337	H	Cal Poly	72 69
												343	A	Seattle U	54 66
LAST 10 Division I															
253	H	CSUN	60 52	325	N	UTRGV	69 65								
222	A	UC Davis	55 57	310	H	Air Force	74 68								
223	A	Cal St. Fullerton	65 69	8	H	Oregon	45 81								
337	H	Cal Poly	72 69	343	A	Seattle U	54 66								
76	A	Southern California	40 57	165	A	Santa Clara	54 46								

Non-Div I Games: Westcliff 94 47 Bethesda (CA) 90 43

Long Beach St.

Loss, Non-Conf, S Site, H Home A Away N Neutral

Average RPI Win:	281	WON-LOST	WINNING	LAST 10	STRENGTH OF	OPP. STRENGTH	TEAM	ADJ.	CONF.	ADJ CONF.
Average RPI Loss:	192	RECORD	PCT. RANK	GAMES	SCHEDULE	OF SCHEDULE	RPI	RPI	RPI	RPI
DIV. I ONLY	8- 8	169	6-4	332	252	286	286	27	27	
DIV. I NON-CONF.	4- 5	195	2-1	319	167	270	270	30	30	
TOTALS	RPI 1-25	RPI 26-50	W-L RECORDS	RPI 51-100	RPI 101-150	RPI 150+				
8- 8	0- 0	0- 1	OVERALL	0- 0	0- 2	8- 5				
5- 4	0- 0	0- 0	HOME	0- 0	0- 1	5- 3				
3- 4	0- 0	0- 1	AWAY	0- 0	0- 1	3- 2				
0- 0	0- 0	0- 0	NEUTRAL	0- 0	0- 0	0- 0				
4- 5	0- 0	0- 1	NON-CONFERENCE	0- 0	0- 1	4- 3				
3- 1	0- 0	0- 0	HOME	0- 0	0- 0	3- 1				
1- 4	0- 0	0- 1	AWAY	0- 0	0- 1	1- 2				
0- 0	0- 0	0- 0	NEUTRAL	0- 0	0- 0	0- 0				
4- 3	0- 0	0- 0	CONFERENCE	0- 0	0- 1	4- 2				
2- 3	0- 0	0- 0	HOME	0- 0	0- 1	2- 2				
2- 0	0- 0	0- 0	AWAY	0- 0	0- 0	2- 0				
0- 0	0- 0	0- 0	NEUTRAL	0- 0	0- 0	0- 0				

RPI S	Opponent	Score	RPI S	Opponent	Score	RPI S	Opponent	Score	RPI S	Opponent	Score	Team's RPI: 286
			41	A James Madison	53 93				131	H Campbell	55 70	
									136	A Florida	54 71	
									169	A Norfolk St.	46 49	
									229	H Brown	86 76	
									239	H UNCW	59 58	
									239	H High Point	69 76	
									241	H Gardner-Webb	80 70	
									259	H Radford	61 62	
									260	H Delaware St.	78 62	
									262	H East Carolina	61 64	
									297	A Presbyterian	71 60	
									298	A Wofford	76 79	
									307	A UMES	71 62	
									332	A USC Upstate	70 62	
									339	H Charleston So.	84 64	
LAST 10 Division I												
			239	H High Point	69 76		297	A Presbyterian	71	60		
			259	H Radford	61 62		241	H Gardner-Webb	80	70		
			332	A USC Upstate	70	62	307	A UMES	71	62		
			339	H Charleston So.	84	64	260	H Delaware St.	78	62		
			131	H Campbell	55	70	169	A Norfolk St.	46	49		

Non-Div I Games:

Longwood

■ Loss,
 ■ Non-Conf,
 ■ S Site,
 ■ H Home
 ■ A Away
 N Neutral

Louisiana

Through Games Of Jan. 19, 2020

Average RPI Win:	230	WON-LOST	WINNING	LAST 10	STRENGTH OF	OPP. STRENGTH	TEAM	ADJ.	CONF.	ADJ CONF.
Average RPI Loss:	164	RECORD	PCT. RANK	GAMES	SCHEDULE	OF SCHEDULE	RPI	RPI	RPI	RPI
DIV. I ONLY	9- 6	119	5-5	235	203	125	125	22	22	
DIV. I NON-CONF.	5- 4	140	1-3	243	173	140	140	23	23	
TOTALS	RPI 1-25	RPI 26-50	W-L RECORDS	RPI 51-100	RPI 101-150	RPI 150+				
9- 6	0- 1	0- 0	OVERALL	1- 0	1- 2	7- 3				
3- 1	0- 1	0- 0	HOME	0- 0	0- 0	3- 0				
6- 5	0- 0	0- 0	AWAY	1- 0	1- 2	4- 3				
0- 0	0- 0	0- 0	NEUTRAL	0- 0	0- 0	0- 0				
5- 4	0- 1	0- 0	NON-CONFERENCE	0- 0	1- 1	4- 2				
2- 1	0- 1	0- 0	HOME	0- 0	0- 0	2- 0				
3- 3	0- 0	0- 0	AWAY	0- 0	1- 1	2- 2				
0- 0	0- 0	0- 0	NEUTRAL	0- 0	0- 0	0- 0				
4- 2	0- 0	0- 0	CONFERENCE	1- 0	0- 1	3- 1				
1- 0	0- 0	0- 0	HOME	0- 0	0- 0	1- 0				
3- 2	0- 0	0- 0	AWAY	1- 0	0- 1	2- 1				
0- 0	0- 0	0- 0	NEUTRAL	0- 0	0- 0	0- 0				

RPI	S	Opponent	Score	RPI	S	Opponent	Score	RPI	S	Opponent	Score	RPI	S	Opponent	Score	Team's RPI: 125
15	H	Mississippi St.	48 64					70	A	Troy	79 73	116	A	UT Arlington	52 79	
												122	A	New Orleans	65 60	
												150	A	Sam Houston St.	73 77	
												158	A	Jackson St.	54 65	
												195	A	Lamar University	74 63	
												238	H	South Alabama	73 68	
												247	H	Southeastern La.	60 50	
												249	A	North Texas	66 69	
												273	A	Ole Miss	53 42	
												291	A	Texas St.	73 67	
												296	A	Ga. Southern	67 83	
												313	H	McNeese	75 55	
												318	A	Georgia St.	75 65	
LAST 10 Division I																
291	A	Texas St.	73 67	318	A	Georgia St.	75 65									
116	A	UT Arlington	52 79	158	A	Jackson St.	54 65									
70	A	Troy	79 73	273	A	Ole Miss	53 42									
238	H	South Alabama	73 68	15	H	Mississippi St.	48 64									
296	A	Ga. Southern	67 83	249	A	North Texas	66 69									

Non-Div I Games: Loyola (LA) 67 51 Xavier (LA) 62 49

Louisiana

Loss, Non-Conf, S Site, H Home A Away N Neutral

Average RPI Win:	244	WON-LOST	WINNING	LAST 10	STRENGTH OF	OPP. STRENGTH	TEAM	ADJ.	CONF.	ADJ CONF.
Average RPI Loss:	201	RECORD	PCT. RANK	GAMES	SCHEDULE	OF SCHEDULE	RPI	RPI	RPI	RPI
DIV. I ONLY	7- 7	169	5-5	306	212	256	256	13	13	
DIV. I NON-CONF.	6- 3	90	4-1	334	193	230	230	14	14	
TOTALS	RPI 1-25	RPI 26-50	W-L RECORDS	RPI 51-100	RPI 101-150	RPI 150+				
7- 7	0- 0	0- 0	OVERALL	0- 0	0- 2	7- 5				
6- 2	0- 0	0- 0	HOME	0- 0	0- 1	6- 1				
1- 5	0- 0	0- 0	AWAY	0- 0	0- 1	1- 4				
0- 0	0- 0	0- 0	NEUTRAL	0- 0	0- 0	0- 0				
6- 3	0- 0	0- 0	NON-CONFERENCE	0- 0	0- 1	6- 2				
5- 1	0- 0	0- 0	HOME	0- 0	0- 1	5- 0				
1- 2	0- 0	0- 0	AWAY	0- 0	0- 0	1- 2				
0- 0	0- 0	0- 0	NEUTRAL	0- 0	0- 0	0- 0				
1- 4	0- 0	0- 0	CONFERENCE	0- 0	0- 1	1- 3				
1- 1	0- 0	0- 0	HOME	0- 0	0- 0	1- 1				
0- 3	0- 0	0- 0	AWAY	0- 0	0- 1	0- 2				
0- 0	0- 0	0- 0	NEUTRAL	0- 0	0- 0	0- 0				

RPI 1-25			RPI 26-50			RPI 51-100			RPI 101+			Team's RPI: 256
RPI	S	Opponent	Score	RPI	S	Opponent	Score	RPI	S	Opponent	Score	
								126	A	Rice	47	60
								134	H	Wichita St.	80	88
								157	A	Houston	53	67
								170	H	Memphis	83	74
								175	A	Southern Miss.	60	66
								201	A	Little Rock	43	38
								206	H	UTEP	87	80
								233	H	Arkansas St.	67	54
								247	H	Southeastern La.	92	78
								249	A	North Texas	69	74
								273	A	Ole Miss	53	76
								294	H	UTSA	73	82
								313	H	McNeese	79	54
								341	H	Grambling	70	66
LAST 10 Division I												
249	A	North Texas	69	74	233	H	Arkansas St.	67	54			
126	A	Rice	47	60	341	H	Grambling	70	66			
206	H	UTEP	87	80	247	H	Southeastern La.	92	78			
294	H	UTSA	73	82	157	A	Houston	53	67			
175	A	Southern Miss.	60	66	313	H	McNeese	79	54			

Non-Div I Games: Loyola (LA) 71 52 LSU-Alexandria 93 61

Louisiana Tech

Loss, Non-Conf, S Site, H Home A Away N Neutral

Average RPI Win:	90	WON-LOST	WINNING	LAST 10	STRENGTH OF	OPP. STRENGTH	TEAM	ADJ.	CONF.	ADJ CONF.
Average RPI Loss:	32	RECORD	PCT. RANK	GAMES	SCHEDULE	OF SCHEDULE	RPI	RPI	RPI	RPI
DIV. I ONLY	18- 1	1	10-0	15	4	1	1	5	5	
DIV. I NON-CONF.	11- 1	13	3-0	12	7	1	1	3	3	
TOTALS	RPI 1-25	RPI 26-50	W-L RECORDS	RPI 51-100	RPI 101-150	RPI 150+				
18- 1	3- 0	4- 1	OVERALL	6- 0	1- 0	4- 0				
8- 0	1- 0	2- 0	HOME	3- 0	0- 0	2- 0				
7- 1	1- 0	1- 1	AWAY	3- 0	0- 0	2- 0				
3- 0	1- 0	1- 0	NEUTRAL	0- 0	1- 0	0- 0				
11- 1	3- 0	2- 1	NON-CONFERENCE	2- 0	1- 0	3- 0				
5- 0	1- 0	1- 0	HOME	1- 0	0- 0	2- 0				
3- 1	1- 0	0- 1	AWAY	1- 0	0- 0	1- 0				
3- 0	1- 0	1- 0	NEUTRAL	0- 0	1- 0	0- 0				
7- 0	0- 0	2- 0	CONFERENCE	4- 0	0- 0	1- 0				
3- 0	0- 0	1- 0	HOME	2- 0	0- 0	0- 0				
4- 0	0- 0	1- 0	AWAY	2- 0	0- 0	1- 0				
0- 0	0- 0	0- 0	NEUTRAL	0- 0	0- 0	0- 0				

RPI	S	Opponent	Score	RPI	S	Opponent	Score	RPI	S	Opponent	Score	RPI	S	Opponent	Score
8	N	Oregon	72 62	32	A	Ohio St.	60 67	59	H	Wake Forest	75 61	116	N	UT Arlington	76 67
19	A	Kentucky	67 66	34	H	Western Ky.	75 56	65	A	UT Martin	71 63	171	A	Clemson	75 50
23	H	Central Mich.	76 63	44	N	Oklahoma St.	69 48	74	A	North Carolina	74 67	202	H	Chattanooga	86 37
				49	H	Duke	60 55	81	A	Boston College	81 70	207	H	Murray St.	76 40
				50	A	Miami (FL)	87 41	92	H	Syracuse	62 58	224	A	Northern Ky.	85 57
								96	H	Boise St.	98 82				
LAST 10 Division I															
				74	A	North Carolina	74 67	171	A	Clemson	75 50				
				81	A	Boston College	81 70	92	H	Syracuse	62 58				
				59	H	Wake Forest	75 61	65	A	UT Martin	71 63				
				50	A	Miami (FL)	87 41	19	A	Kentucky	67 66				
				49	H	Duke	60 55	224	A	Northern Ky.	85 57				

Non-Div I Games:

Louisville

■ Loss,
 ■ Non-Conf, S Site,
 ■ Home
 ■ Away
 N Neutral

Average RPI Win:	227	WON-LOST	WINNING	LAST 10	STRENGTH OF	OPP. STRENGTH	TEAM	ADJ.	CONF.	ADJ CONF.
Average RPI Loss:	54	RECORD	PCT. RANK	GAMES	SCHEDULE	OF SCHEDULE	RPI	RPI	RPI	RPI
DIV. I ONLY	13- 4	44	6-4	197	176	95	95	7	7	
DIV. I NON-CONF.	9- 2	39	2-2	260	275	104	104	7	7	
TOTALS	RPI 1-25	RPI 26-50	W-L RECORDS	RPI 51-100	RPI 101-150	RPI 150+				
13- 4	0- 2	0- 0	OVERALL	2- 1	1- 1	10- 0				
5- 4	0- 2	0- 0	HOME	2- 1	0- 1	3- 0				
8- 0	0- 0	0- 0	AWAY	0- 0	1- 0	7- 0				
0- 0	0- 0	0- 0	NEUTRAL	0- 0	0- 0	0- 0				
9- 2	0- 1	0- 0	NON-CONFERENCE	0- 0	1- 1	8- 0				
3- 2	0- 1	0- 0	HOME	0- 0	0- 1	3- 0				
6- 0	0- 0	0- 0	AWAY	0- 0	1- 0	5- 0				
0- 0	0- 0	0- 0	NEUTRAL	0- 0	0- 0	0- 0				
4- 2	0- 1	0- 0	CONFERENCE	2- 1	0- 0	2- 0				
2- 2	0- 1	0- 0	HOME	2- 1	0- 0	0- 0				
2- 0	0- 0	0- 0	AWAY	0- 0	0- 0	2- 0				
0- 0	0- 0	0- 0	NEUTRAL	0- 0	0- 0	0- 0				

RPI 1-25				RPI 26-50				RPI 51-100				RPI 101+			
RPI	S	Opponent	Score	RPI	S	Opponent	Score	RPI	S	Opponent	Score	RPI	S	Opponent	Score
2	H	Missouri St.	72 74					66	H	Southern Ill.	51 49	128	A	Portland	78 64
13	H	DePaul	76 83					72	H	Bradley	47 60	129	H	Western Mich.	60 70
								78	H	Illinois St.	69 64	156	H	Dartmouth	61 40
												213	H	Bowling Green	84 76
												226	A	UMKC	72 67
												250	A	Eastern Ill.	67 51
												251	H	Vermont	78 76
												269	A	Indiana St.	58 51
												312	A	Detroit Mercy	89 60
												323	A	SIUE	63 50
												327	A	Evansville	71 61
												346	A	Chicago St.	98 53
LAST 10 Division I															
78	H	Illinois St.	69 64	2	H	Missouri St.	72 74	129	H	Western Mich.	60 70				
72	H	Bradley	47 60	13	H	DePaul	76 83	213	H	Bowling Green	84 76				
269	A	Indiana St.	58 51	323	A	SIUE	63 50								
327	A	Evansville	71 61												
66	H	Southern Ill.	51 49												

Non-Div I Games:

Loyola Chicago

■ Loss,
 ■ Non-Conf, S Site,
 ■ Home
 ■ Away
 N Neutral

Loyola Maryland

Through Games Of Jan. 19, 2020

Average RPI Win:	259	WON-LOST	WINNING	LAST 10	STRENGTH OF	OPP. STRENGTH	TEAM	ADJ.	CONF.	ADJ CONF.
Average RPI Loss:	153	RECORD	PCT. RANK	GAMES	SCHEDULE	OF SCHEDULE	RPI	RPI	RPI	RPI
DIV. I ONLY	4- 13	296	3-7	155	238	279	279	15	15	
DIV. I NON-CONF.	3- 8	268	2-2	196	230	263	263	15	15	
TOTALS	RPI 1-25	RPI 26-50	W-L RECORDS	RPI 51-100	RPI 101-150	RPI 150+				
4- 13	0- 2	0- 0	OVERALL	0- 1	0- 4	4- 6				
3- 4	0- 0	0- 0	HOME	0- 1	0- 2	3- 1				
1- 8	0- 2	0- 0	AWAY	0- 0	0- 1	1- 5				
0- 1	0- 0	0- 0	NEUTRAL	0- 0	0- 1	0- 0				
3- 8	0- 2	0- 0	NON-CONFERENCE	0- 0	0- 2	3- 4				
2- 1	0- 0	0- 0	HOME	0- 0	0- 0	2- 1				
1- 6	0- 2	0- 0	AWAY	0- 0	0- 1	1- 3				
0- 1	0- 0	0- 0	NEUTRAL	0- 0	0- 1	0- 0				
1- 5	0- 0	0- 0	CONFERENCE	0- 1	0- 2	1- 2				
1- 3	0- 0	0- 0	HOME	0- 1	0- 2	1- 0				
0- 2	0- 0	0- 0	AWAY	0- 0	0- 0	0- 2				
0- 0	0- 0	0- 0	NEUTRAL	0- 0	0- 0	0- 0				

RPI 1-25				RPI 26-50				RPI 51-100				RPI 101+ Team's RPI: 279			
RPI	S	Opponent	Score	RPI	S	Opponent	Score	RPI	S	Opponent	Score	RPI	S	Opponent	Score
16	A	Northwestern	46 67					89	H	Colgate	74 76	101	H	Lehigh	53 55
20	A	Maryland	45 105									118	A	Notre Dame	60 84
												133	N	Wright St.	51 66
												137	H	Holy Cross	56 64
												156	H	Dartmouth	72 56
												189	A	Fla. Atlantic	61 72
												196	A	Boston U.	42 44
												214	A	Mt. St. Mary's	75 81
												234	H	Howard	69 75
												237	A	Lafayette	52 55
												263	H	Army West Point	68 59
												285	H	Monmouth	64 48
												305	A	St. Francis Brooklyn	78 89
												333	A	Fairleigh Dickinson	75 46
LAST 10 Division I															
263	H	Army West Point	68 59	137	H	Holy Cross	56 64								
196	A	Boston U.	42 44	156	H	Dartmouth	72 56								
237	A	Lafayette	52 55	285	H	Monmouth	64 48								
89	H	Colgate	74 76	20	A	Maryland	45 105								
101	H	Lehigh	53 55	214	A	Mt. St. Mary's	75 81								

Non-Div I Games:

Loyola Maryland

Loss, Non-Conf, S Site, H Home A Away N Neutral

Maine

Through Games Of Jan. 19, 2020

Average RPI Win:	273	WON-LOST	WINNING	LAST 10	STRENGTH OF	OPP. STRENGTH	TEAM	ADJ.	CONF.	ADJ CONF.
Average RPI Loss:	126	RECORD	PCT. RANK	GAMES	SCHEDULE	OF SCHEDULE	RPI	RPI	RPI	RPI
DIV. I ONLY	6- 13	265	4-6	139	229	246	246	28	28	
DIV. I NON-CONF.	3- 10	282	1-3	97	141	247	247	27	27	
TOTALS	RPI 1-25	RPI 26-50	W-L RECORDS	RPI 51-100	RPI 101-150	RPI 150+				
6- 13	0- 1	0- 2	OVERALL	0- 2	0- 3	6- 5				
5- 3	0- 0	0- 0	HOME	0- 0	0- 2	5- 1				
1- 7	0- 1	0- 0	AWAY	0- 1	0- 1	1- 4				
0- 3	0- 0	0- 2	NEUTRAL	0- 1	0- 0	0- 0				
3- 10	0- 1	0- 2	NON-CONFERENCE	0- 2	0- 2	3- 3				
2- 3	0- 0	0- 0	HOME	0- 0	0- 2	2- 1				
1- 4	0- 1	0- 0	AWAY	0- 1	0- 0	1- 2				
0- 3	0- 0	0- 2	NEUTRAL	0- 1	0- 0	0- 0				
3- 3	0- 0	0- 0	CONFERENCE	0- 0	0- 1	3- 2				
3- 0	0- 0	0- 0	HOME	0- 0	0- 0	3- 0				
0- 3	0- 0	0- 0	AWAY	0- 0	0- 1	0- 2				
0- 0	0- 0	0- 0	NEUTRAL	0- 0	0- 0	0- 0				

RPI 1-25				RPI 26-50				RPI 51-100				RPI 101+ Team's RPI: 246			
RPI	S	Opponent	Score	RPI	S	Opponent	Score	RPI	S	Opponent	Score	RPI	S	Opponent	Score
14	A	NC State	34 62	28	N	Arizona St.	31 57	87	A	Drexel	57 70	103	A	Stony Brook	69 73
				38	N	Drake	62 94	88	N	Dayton	49 78	140	H	Northeastern	58 66
												141	H	Harvard	40 69
												156	A	Dartmouth	41 57
												182	H	Green Bay	61 60
												196	H	Boston U.	49 62
												199	A	Binghamton	63 73
												225	A	UMass Lowell	57 66
												229	A	Brown	70 76
												252	A	Delaware	69 56
												271	H	Navy	46 41
												281	H	New Hampshire	67 50
												316	H	Albany (NY)	60 49
												336	H	Hartford	87 73
LAST 10 Division I															
199	A	Binghamton	63 73	336	H	Hartford	87 73								
225	A	UMass Lowell	57 66	87	A	Drexel	57 70								
316	H	Albany (NY)	60 49	140	H	Northeastern	58 66								
281	H	New Hampshire	67 50	182	H	Green Bay	61 60								
103	A	Stony Brook	69 73	156	A	Dartmouth	41 57								

Non-Div I Games: Husson 104 43

Maine

■ Loss,
 ■ Non-Conf, S Site,
 ■ Home
 ■ Away
 N Neutral

Average RPI Win:	278	WON-LOST	WINNING	LAST 10	STRENGTH OF	OPP. STRENGTH	TEAM	ADJ.	CONF.	ADJ CONF.
Average RPI Loss:	141	RECORD	PCT. RANK	GAMES	SCHEDULE	OF SCHEDULE	RPI	RPI	RPI	RPI
DIV. I ONLY	7- 9	206	5-5	207	313	212	212	24	24	
DIV. I NON-CONF.	3- 6	235	1-2	61	306	185	185	25	25	
TOTALS	RPI 1-25	RPI 26-50	W-L RECORDS	RPI 51-100	RPI 101-150	RPI 150+				
7- 9	0- 0	0- 1	OVERALL	0- 2	0- 3	7- 3				
4- 3	0- 0	0- 0	HOME	0- 1	0- 2	4- 0				
3- 6	0- 0	0- 1	AWAY	0- 1	0- 1	3- 3				
0- 0	0- 0	0- 0	NEUTRAL	0- 0	0- 0	0- 0				
3- 6	0- 0	0- 1	NON-CONFERENCE	0- 1	0- 3	3- 1				
2- 2	0- 0	0- 0	HOME	0- 0	0- 2	2- 0				
1- 4	0- 0	0- 1	AWAY	0- 1	0- 1	1- 1				
0- 0	0- 0	0- 0	NEUTRAL	0- 0	0- 0	0- 0				
4- 3	0- 0	0- 0	CONFERENCE	0- 1	0- 0	4- 2				
2- 1	0- 0	0- 0	HOME	0- 1	0- 0	2- 0				
2- 2	0- 0	0- 0	AWAY	0- 0	0- 0	2- 2				
0- 0	0- 0	0- 0	NEUTRAL	0- 0	0- 0	0- 0				

RPI S	Opponent	Score	RPI S	Opponent	Score	RPI S	Opponent	Score	RPI S	Opponent	Score	Team's RPI: 212
47	A Nebraska	51 71	79	H Marist	66 71	103	A Stony Brook	54 59	105	H Duquesne	65 76	
			85	A Villanova	51 63	117	H Fordham	45 51	156	H Dartmouth	70 58	
						208	A Quinnipiac	58 70	218	H Niagara	68 65	
						237	A Lafayette	53 60	263	H Army West Point	86 56	
						285	A Monmouth	60 62	311	A Siena	80 50	
						330	H Canisius	68 50	333	A Fairleigh Dickinson	62 61	
						335	A Saint Peter's	85 52				
LAST 10 Division I												
79	H Marist	66 71	330	H Canisius	68 50							
311	A Siena	80 50	47	A Nebraska	51 71							
208	A Quinnipiac	58 70	285	A Monmouth	60 62							
335	A Saint Peter's	85 52	263	H Army West Point	86 56							
218	H Niagara	68 65	117	H Fordham	45 51							

Non-Div I Games:

Manhattan

Average RPI Win:	221	WON-LOST	WINNING	LAST 10	STRENGTH OF	OPP. STRENGTH	TEAM	ADJ.	CONF.	ADJ CONF.
Average RPI Loss:	45	RECORD	PCT. RANK	GAMES	SCHEDULE	OF SCHEDULE	RPI	RPI	RPI	RPI
DIV. I ONLY	12- 3	35	7-3	199	192	79	79	24	24	
DIV. I NON-CONF.	7- 2	56	2-2	109	59	50	50	25	25	
TOTALS	RPI 1-25	RPI 26-50	W-L RECORDS	RPI 51-100	RPI 101-150	RPI 150+				
12- 3	0- 2	0- 0	OVERALL	1- 1	2- 0	9- 0				
5- 2	0- 1	0- 0	HOME	0- 1	1- 0	4- 0				
5- 1	0- 1	0- 0	AWAY	0- 0	1- 0	4- 0				
2- 0	0- 0	0- 0	NEUTRAL	1- 0	0- 0	1- 0				
7- 2	0- 2	0- 0	NON-CONFERENCE	1- 0	2- 0	4- 0				
3- 1	0- 1	0- 0	HOME	0- 0	1- 0	2- 0				
2- 1	0- 1	0- 0	AWAY	0- 0	1- 0	1- 0				
2- 0	0- 0	0- 0	NEUTRAL	1- 0	0- 0	1- 0				
5- 1	0- 0	0- 0	CONFERENCE	0- 1	0- 0	5- 0				
2- 1	0- 0	0- 0	HOME	0- 1	0- 0	2- 0				
3- 0	0- 0	0- 0	AWAY	0- 0	0- 0	3- 0				
0- 0	0- 0	0- 0	NEUTRAL	0- 0	0- 0	0- 0				

RPI	S	Opponent	Score
21	H	Princeton	50 62
23	A	Central Mich.	54 77

RPI	S	Opponent	Score
-----	---	----------	-------

RPI	S	Opponent	Score
90	H	Rider	72 76
94	N	North Florida	69 54

RPI	S	Opponent	Score
107	H	Elon	63 55
116	A	UT Arlington	73 57
182	H	Green Bay	72 60
196	A	Boston U.	89 75
212	A	Manhattan	71 66
218	A	Niagara	94 67
255	N	Lipscomb	74 63
285	H	Monmouth	76 66
316	H	Albany (NY)	76 52
330	A	Canisius	90 59
335	H	Saint Peter's	96 76

LAST 10 Division I

212	A	Manhattan	71 66	285	H	Monmouth	76 66
90	H	Rider	72 76	116	A	UT Arlington	73 57
218	A	Niagara	94 67	182	H	Green Bay	72 60
330	A	Canisius	90 59	21	H	Princeton	50 62
335	H	Saint Peter's	96 76	23	A	Central Mich.	54 77

Non-Div I Games:

Marist

■ Loss,
 ■ Non-Conf,
 S Site,
 ■ Home
 ■ Away
 N Neutral

Average RPI Win:	162	WON-LOST	WINNING	LAST 10	STRENGTH OF	OPP. STRENGTH	TEAM	ADJ.	CONF.	ADJ CONF.
Average RPI Loss:	36	RECORD	PCT. RANK	GAMES	SCHEDULE	OF SCHEDULE	RPI	RPI	RPI	RPI
DIV. I ONLY	13- 5	62	7-3	66	47	40	40	6	6	
DIV. I NON-CONF.	9- 2	39	3-0	94	97	47	47	6	6	
TOTALS	RPI 1-25	RPI 26-50	W-L RECORDS	RPI 51-100	RPI 101-150	RPI 150+				
13- 5	0- 4	1- 0	OVERALL	4- 0	1- 1	7- 0				
6- 2	0- 2	1- 0	HOME	3- 0	0- 0	2- 0				
6- 3	0- 2	0- 0	AWAY	1- 0	1- 1	4- 0				
1- 0	0- 0	0- 0	NEUTRAL	0- 0	0- 0	1- 0				
9- 2	0- 2	0- 0	NON-CONFERENCE	3- 0	0- 0	6- 0				
4- 2	0- 2	0- 0	HOME	2- 0	0- 0	2- 0				
4- 0	0- 0	0- 0	AWAY	1- 0	0- 0	3- 0				
1- 0	0- 0	0- 0	NEUTRAL	0- 0	0- 0	1- 0				
4- 3	0- 2	1- 0	CONFERENCE	1- 0	1- 1	1- 0				
2- 0	0- 0	1- 0	HOME	1- 0	0- 0	0- 0				
2- 3	0- 2	0- 0	AWAY	0- 0	1- 1	1- 0				
0- 0	0- 0	0- 0	NEUTRAL	0- 0	0- 0	0- 0				

RPI 1-25				RPI 26-50				Team's RPI: 40				RPI 51-100				RPI 101+			
RPI	S	Opponent	Score	RPI	S	Opponent	Score	RPI	S	Opponent	Score	RPI	S	Opponent	Score	RPI	S	Opponent	Score
13	A	DePaul	71 89	46	H	St. John's (NY)	94 85	60	H	Seton Hall	81 60	110	A	Providence	60 50				
15	H	Mississippi St.	68 74					78	H	Illinois St.	58 41	114	A	Butler	55 61				
16	H	Northwestern	56 64					82	A	South Dakota St.	65 58	167	A	Saint Mary's (CA)	77 63				
22	A	Creighton	62 72					84	H	Belmont	53 51	182	A	Green Bay	60 47				
												205	N	Tulsa	61 60				
												219	A	Xavier	80 60				
												283	A	Milwaukee	78 56				
												290	H	Morgan St.	70 48				
												305	H	St. Francis Brooklyn	92 71				
LAST 10 Division I																			
219	A	Xavier	80 60	22	A	Creighton	62 72	13	A	DePaul	71 89								
114	A	Butler	55 61	84	H	Belmont	53 51	82	A	South Dakota St.	65 58								
60	H	Seton Hall	81 60	283	A	Milwaukee	78 56												
46	H	St. John's (NY)	94 85																
110	A	Providence	60 50																

Non-Div I Games:

Marquette

■ Loss,
■ Non-Conf,
■ S Site,
■ H Home
■ A Away
N Neutral

Marshall

Through Games Of Jan. 19, 2020

Average RPI Win:	238	WON-LOST	WINNING	LAST 10	STRENGTH OF	OPP. STRENGTH	TEAM	ADJ.	CONF.	ADJ CONF.
Average RPI Loss:	139	RECORD	PCT. RANK	GAMES	SCHEDULE	OF SCHEDULE	RPI	RPI	RPI	RPI
DIV. I ONLY	5- 10	258	3-7	227	130	243	243	13	13	
DIV. I NON-CONF.	3- 6	235	1-3	336	187	321	321	14	14	
TOTALS	RPI 1-25	RPI 26-50	W-L RECORDS	RPI 51-100	RPI 101-150	RPI 150+				
5- 10	0- 0	0- 2	OVERALL	0- 3	0- 1	5- 4				
3- 3	0- 0	0- 0	HOME	0- 1	0- 0	3- 2				
2- 7	0- 0	0- 2	AWAY	0- 2	0- 1	2- 2				
0- 0	0- 0	0- 0	NEUTRAL	0- 0	0- 0	0- 0				
3- 6	0- 0	0- 1	NON-CONFERENCE	0- 1	0- 0	3- 4				
2- 2	0- 0	0- 0	HOME	0- 0	0- 0	2- 2				
1- 4	0- 0	0- 1	AWAY	0- 1	0- 0	1- 2				
0- 0	0- 0	0- 0	NEUTRAL	0- 0	0- 0	0- 0				
2- 4	0- 0	0- 1	CONFERENCE	0- 2	0- 1	2- 0				
1- 1	0- 0	0- 0	HOME	0- 1	0- 0	1- 0				
1- 3	0- 0	0- 1	AWAY	0- 1	0- 1	1- 0				
0- 0	0- 0	0- 0	NEUTRAL	0- 0	0- 0	0- 0				

RPI S	Opponent	Score	RPI S	Opponent	Score	RPI S	Opponent	Score	RPI S	Opponent	Score	Team's RPI: 243
26	A Rutgers	41 66	53	H Middle Tenn.	55 75	126	A Rice	43 81				
37	A Old Dominion	46 57	62	A Charlotte	46 52	159	H UAB	61 56				
			75	A Ohio	51 67	169	H Norfolk St.	75 69				
						176	A Towson	56 59				
						213	H Bowling Green	69 82				
						249	A North Texas	68 59				
						269	A Indiana St.	72 60				
						290	H Morgan St.	52 57				
						327	A Evansville	62 66				
						342	H Coppin St.	60 47				
LAST 10 Division I												
37	A Old Dominion	46 57	126	A Rice	43 81							
62	A Charlotte	46 52	176	A Towson	56 59							
159	H UAB	61 56	26	A Rutgers	41 66							
53	H Middle Tenn.	55 75	213	H Bowling Green	69 82							
249	A North Texas	68 59	269	A Indiana St.	72 60							

Non-Div I Games: Alderson Broadus 85 41 Ky. Christian 89 40

Marshall

Loss, Non-Conf, S Site, H Home A Away N Neutral

Maryland

Through Games Of Jan. 19, 2020

Average RPI Win:	150	WON-LOST	WINNING	LAST 10	STRENGTH OF	OPP. STRENGTH	TEAM	ADJ.	CONF.	ADJ CONF.
Average RPI Loss:	10	RECORD	PCT. RANK	GAMES	SCHEDULE	OF SCHEDULE	RPI	RPI	RPI	RPI
DIV. I ONLY	13- 4	44	7-3	20	26	20	20	2	2	
DIV. I NON-CONF.	9- 2	39	3-1	121	65	46	46	2	2	
TOTALS	RPI 1-25	RPI 26-50	W-L RECORDS	RPI 51-100	RPI 101-150	RPI 150+				
13- 4	0- 4	3- 0	OVERALL	3- 0	1- 0	6- 0				
8- 1	0- 1	2- 0	HOME	1- 0	1- 0	4- 0				
3- 3	0- 3	1- 0	AWAY	1- 0	0- 0	1- 0				
2- 0	0- 0	0- 0	NEUTRAL	1- 0	0- 0	1- 0				
9- 2	0- 2	1- 0	NON-CONFERENCE	1- 0	1- 0	6- 0				
5- 1	0- 1	0- 0	HOME	0- 0	1- 0	4- 0				
2- 1	0- 1	1- 0	AWAY	0- 0	0- 0	1- 0				
2- 0	0- 0	0- 0	NEUTRAL	1- 0	0- 0	1- 0				
4- 2	0- 2	2- 0	CONFERENCE	2- 0	0- 0	0- 0				
3- 0	0- 0	2- 0	HOME	1- 0	0- 0	0- 0				
1- 2	0- 2	0- 0	AWAY	1- 0	0- 0	0- 0				
0- 0	0- 0	0- 0	NEUTRAL	0- 0	0- 0	0- 0				

RPI 1-25				RPI 26-50				RPI 51-100				RPI 101+			
RPI	S	Opponent	Score	RPI	S	Opponent	Score	RPI	S	Opponent	Score	RPI	S	Opponent	Score
3	H	South Carolina	54 63	32	H	Ohio St.	72 62	56	A	Michigan	77 49	144	H	George Washington	88 54
6	A	Iowa	61 66	41	A	James Madison	70 68	56	H	Michigan	70 55	171	N	Clemson	63 44
14	A	NC State	59 66	47	H	Nebraska	87 69	84	N	Belmont	90 26	208	H	Quinnipiac	107 52
16	A	Northwestern	58 81									252	H	Delaware	99 55
												268	H	Wagner	119 56
												279	H	Loyola Maryland	105 45
												318	A	Georgia St.	114 41
LAST 10 Division I															
				47	H	Nebraska	87 69	56	H	Michigan	70 55				
				56	A	Michigan	77 49	318	A	Georgia St.	114 41				
				6	A	Iowa	61 66	279	H	Loyola Maryland	105 45				
				32	H	Ohio St.	72 62	14	A	NC State	59 66				
				16	A	Northwestern	58 81	84	N	Belmont	90 26				

Non-Div I Games:

Maryland

Loss, Non-Conf, S Site, H Home A Away N Neutral

Massachusetts

Through Games Of Jan. 19, 2020

Average RPI Win:	226	WON-LOST	WINNING	LAST 10	STRENGTH OF	OPP. STRENGTH	TEAM	ADJ.	CONF.	ADJ CONF.
Average RPI Loss:	121	RECORD	PCT. RANK	GAMES	SCHEDULE	OF SCHEDULE	RPI	RPI	RPI	RPI
DIV. I ONLY	13- 4	44	9-1	280	168	123	123	12	12	
DIV. I NON-CONF.	9- 3	64	5-0	300	224	150	150	12	12	
TOTALS	RPI 1-25	RPI 26-50	W-L RECORDS	RPI 51-100	RPI 101-150	RPI 150+				
13- 4	0- 0	0- 1	OVERALL	0- 0	2- 2	11- 1				
7- 2	0- 0	0- 0	HOME	0- 0	1- 1	6- 1				
6- 2	0- 0	0- 1	AWAY	0- 0	1- 1	5- 0				
0- 0	0- 0	0- 0	NEUTRAL	0- 0	0- 0	0- 0				
9- 3	0- 0	0- 1	NON-CONFERENCE	0- 0	1- 1	8- 1				
5- 2	0- 0	0- 0	HOME	0- 0	1- 1	4- 1				
4- 1	0- 0	0- 1	AWAY	0- 0	0- 0	4- 0				
0- 0	0- 0	0- 0	NEUTRAL	0- 0	0- 0	0- 0				
4- 1	0- 0	0- 0	CONFERENCE	0- 0	1- 1	3- 0				
2- 0	0- 0	0- 0	HOME	0- 0	0- 0	2- 0				
2- 1	0- 0	0- 0	AWAY	0- 0	1- 1	1- 0				
0- 0	0- 0	0- 0	NEUTRAL	0- 0	0- 0	0- 0				

RPI S	Opponent	Score	RPI S	Opponent	Score	RPI S	Opponent	Score	RPI S	Opponent	Score	Team's RPI: 123
46	A St. John's (NY)	71 82							105	A Duquesne	81 77	
									110	H Providence	63 72	
									137	H Holy Cross	75 72	
									142	A Rhode Island	66 69	
									181	H Saint Joseph's	61 43	
									184	H Merrimack	64 79	
									196	A Boston U.	58 45	
									203	A Iona	65 51	
									204	H La Salle	76 62	
									225	A UMass Lowell	74 58	
									229	H Brown	95 42	
									251	A Vermont	83 49	
									278	A St. Bonaventure	62 52	
									281	H New Hampshire	67 65	
									311	H Siena	61 55	
									336	H Hartford	74 48	
LAST 10 Division I												
142	A Rhode Island	66 69	203	A Iona	65 51							
204	H La Salle	76 62	311	H Siena	61 55							
181	H Saint Joseph's	61 43	196	A Boston U.	58 45							
278	A St. Bonaventure	62 52	137	H Holy Cross	75 72							
105	A Duquesne	81 77	281	H New Hampshire	67 65							

Non-Div I Games: Southern Conn. St. 86 43

Massachusetts

Loss, Non-Conf, S Site, H Home A Away N Neutral

RPI 1-25				RPI 26-50				RPI 51-100				RPI 101+				Team's RPI: 313	
RPI	S	Opponent	Score	RPI	S	Opponent	Score	RPI	S	Opponent	Score	RPI	S	Opponent	Score		
				36	A	Arkansas	58 101					115	H	Abilene Christian	73 90		
												122	A	New Orleans	59 78		
												125	A	Louisiana	55 75		
												126	H	Rice	50 81		
												148	A	SFA	51 82		
												150	A	Sam Houston St.	59 92		
												159	A	UAB	70 97		
												209	A	SMU	60 81		
												221	H	Central Ark.	57 70		
												256	A	Louisiana Tech	54 79		
												331	A	Incarnate Word	56 73		
												345	H	Northwestern St.	61 51		
												347	H	La.-Monroe	72 69		
LAST 10 Division I																	
				122	A	New Orleans	59 78					150	A	Sam Houston St.	59 92		
				331	A	Incarnate Word	56 73					148	A	SFA	51 82		
				345	H	Northwestern St.	61 51					256	A	Louisiana Tech	54 79		
				115	H	Abilene Christian	73 90					347	H	La.-Monroe	72 69		
				221	H	Central Ark.	57 70					126	H	Rice	50 81		

Page 161

Average RPI Win:	217	WON-LOST	WINNING	LAST 10	STRENGTH OF	OPP. STRENGTH	TEAM	ADJ.	CONF.	ADJ CONF.
Average RPI Loss:	137	RECORD	PCT. RANK	GAMES	SCHEDULE	OF SCHEDULE	RPI	RPI	RPI	RPI
DIV. I ONLY	9- 8	161	5-5	160	199	170	170	9	9	
DIV. I NON-CONF.	9- 4	84	5-1	242	281	142	142	9	9	
TOTALS	RPI 1-25	RPI 26-50	W-L RECORDS	RPI 51-100	RPI 101-150	RPI 150+				
9- 8	0- 2	0- 0	OVERALL	1- 0	0- 3	8- 3				
5- 4	0- 1	0- 0	HOME	0- 0	0- 2	5- 1				
3- 3	0- 0	0- 0	AWAY	1- 0	0- 1	2- 2				
1- 1	0- 1	0- 0	NEUTRAL	0- 0	0- 0	1- 0				
9- 4	0- 1	0- 0	NON-CONFERENCE	1- 0	0- 1	8- 2				
5- 2	0- 0	0- 0	HOME	0- 0	0- 1	5- 1				
3- 1	0- 0	0- 0	AWAY	1- 0	0- 0	2- 1				
1- 1	0- 1	0- 0	NEUTRAL	0- 0	0- 0	1- 0				
0- 4	0- 1	0- 0	CONFERENCE	0- 0	0- 2	0- 1				
0- 2	0- 1	0- 0	HOME	0- 0	0- 1	0- 0				
0- 2	0- 0	0- 0	AWAY	0- 0	0- 1	0- 1				
0- 0	0- 0	0- 0	NEUTRAL	0- 0	0- 0	0- 0				

RPI 1-25				RPI 26-50				RPI 51-100				RPI 101+ Team's RPI: 170			
RPI	S	Opponent	Score	RPI	S	Opponent	Score	RPI	S	Opponent	Score	RPI	S	Opponent	Score
5	H	UConn	56 68					66	A	Southern Ill.	70 66	124	H	Cincinnati	66 73
25	N	LSU	58 89									127	A	Tulane	55 59
												144	H	George Washington	63 64
												157	A	Houston	65 75
												159	H	UAB	77 52
												162	A	Toledo	83 76
												180	N	Kansas St.	72 68
												201	A	Little Rock	68 50
												233	H	Arkansas St.	78 50
												256	A	Louisiana Tech	74 83
												258	H	Eastern Ky.	60 63
												277	H	Alabama A&M	79 71
												321	H	Alcorn	57 51
												351	H	Mississippi Val.	91 54
LAST 10 Division I															
5	H	UConn	56 68	351	H	Mississippi Val.	91 54								
127	A	Tulane	55 59	201	A	Little Rock	68 50								
124	H	Cincinnati	66 73	233	H	Arkansas St.	78 50								
157	A	Houston	65 75	159	H	UAB	77 52								
277	H	Alabama A&M	79 71	25	N	LSU	58 89								

Non-Div I Games:

Memphis

■ Loss,
 ■ Non-Conf,
 ■ S Site,
 ■ H Home
 ■ A Away
 N Neutral

Mercer

Through Games Of Jan. 19, 2020

Average RPI Win: 323	WON-LOST	WINNING	LAST 10	STRENGTH OF	OPP. STRENGTH	TEAM	ADJ.	CONF.	ADJ CONF.
Average RPI Loss: 169	RECORD	PCT. RANK	GAMES	SCHEDULE	OF SCHEDULE	RPI	RPI	RPI	RPI
DIV. I ONLY	2- 15	335	1-9	232	257	322	322	23	23
DIV. I NON-CONF.	2- 12	318	1-6	220	260	315	315	20	20
TOTALS	RPI 1-25	RPI 26-50	W-L RECORDS	RPI 51-100	RPI 101-150	RPI 150+			
2- 15	0- 0	0- 2	OVERALL	0- 2	0- 2	2- 9			
1- 5	0- 0	0- 1	HOME	0- 0	0- 0	1- 4			
1- 10	0- 0	0- 1	AWAY	0- 2	0- 2	1- 5			
0- 0	0- 0	0- 0	NEUTRAL	0- 0	0- 0	0- 0			
2- 12	0- 0	0- 2	NON-CONFERENCE	0- 2	0- 1	2- 7			
1- 5	0- 0	0- 1	HOME	0- 0	0- 0	1- 4			
1- 7	0- 0	0- 1	AWAY	0- 2	0- 1	1- 3			
0- 0	0- 0	0- 0	NEUTRAL	0- 0	0- 0	0- 0			
0- 3	0- 0	0- 0	CONFERENCE	0- 0	0- 1	0- 2			
0- 0	0- 0	0- 0	HOME	0- 0	0- 0	0- 0			
0- 3	0- 0	0- 0	AWAY	0- 0	0- 1	0- 2			
0- 0	0- 0	0- 0	NEUTRAL	0- 0	0- 0	0- 0			

RPI S	Opponent	Score	RPI S	Opponent	Score	RPI S	Opponent	Score	RPI S	Opponent	Score
34	H Western Ky.	62 75	45	A Yale	60 68	68	A Alabama	56 111	136	A Florida	50 71
						83	A Georgia	60 76	149	A Furman	49 62
									153	A Columbia	48 77
									163	A Samford	64 72
									171	H Clemson	61 65
									220	H Jacksonville	83 87
									241	H Gardner-Webb	62 65
									245	A Kennesaw St.	64 92
									258	H Eastern Ky.	60 61
									270	A Appalachian St.	68 77
									296	H Ga. Southern	62 52
									298	A Wofford	49 77
									350	A South Carolina St.	66 55
LAST 10 Division I											
163	A Samford	64 72	220	H Jacksonville	83 87						
298	A Wofford	49 77	241	H Gardner-Webb	62 65						
149	A Furman	49 62	136	A Florida	50 71						
153	A Columbia	48 77	171	H Clemson	61 65						
45	A Yale	60 68	296	H Ga. Southern	62 52						

Non-Div I Games: LaGrange 74 47

Mercer

Loss, Non-Conf, S Site, H Home A Away N Neutral

Average RPI Win:	248	WON-LOST	WINNING	LAST 10	STRENGTH OF	OPP. STRENGTH	TEAM	ADJ.	CONF.	ADJ CONF.
Average RPI Loss:	152	RECORD	PCT. RANK	GAMES	SCHEDULE	OF SCHEDULE	RPI	RPI	RPI	RPI
DIV. I ONLY	8- 7	156	6-4	210	328	184	184	29	29	
DIV. I NON-CONF.	5- 4	140	3-1	88	318	109	109	29	29	
TOTALS	RPI 1-25	RPI 26-50	W-L RECORDS	RPI 51-100	RPI 101-150	RPI 150+				
8- 7	0- 0	0- 0	OVERALL	0- 0	1- 5	7- 2				
5- 2	0- 0	0- 0	HOME	0- 0	0- 2	5- 0				
3- 5	0- 0	0- 0	AWAY	0- 0	1- 3	2- 2				
0- 0	0- 0	0- 0	NEUTRAL	0- 0	0- 0	0- 0				
5- 4	0- 0	0- 0	NON-CONFERENCE	0- 0	1- 3	4- 1				
3- 1	0- 0	0- 0	HOME	0- 0	0- 1	3- 0				
2- 3	0- 0	0- 0	AWAY	0- 0	1- 2	1- 1				
0- 0	0- 0	0- 0	NEUTRAL	0- 0	0- 0	0- 0				
3- 3	0- 0	0- 0	CONFERENCE	0- 0	0- 2	3- 1				
2- 1	0- 0	0- 0	HOME	0- 0	0- 1	2- 0				
1- 2	0- 0	0- 0	AWAY	0- 0	0- 1	1- 1				
0- 0	0- 0	0- 0	NEUTRAL	0- 0	0- 0	0- 0				

RPI 1-25				RPI 26-50				RPI 51-100				RPI 101+ Team's RPI: 184			
RPI	S	Opponent	Score	RPI	S	Opponent	Score	RPI	S	Opponent	Score	RPI	S	Opponent	Score
												101	H	Lehigh	68 72
												123	A	Massachusetts	79 64
												132	A	Robert Morris	50 72
												132	H	Robert Morris	62 68
												135	A	Illinois	72 75
												137	A	Holy Cross	42 68
												156	A	Dartmouth	52 57
												214	H	Mt. St. Mary's	76 55
												225	H	UMass Lowell	73 50
												229	A	Brown	72 57
												251	H	Vermont	78 53
												274	A	Sacred Heart	60 63
												281	H	New Hampshire	64 54
												319	H	Bryant	78 66
												344	A	Central Conn. St.	65 56
LAST 10 Division I															
				132	A	Robert Morris	50 72					274	A	Sacred Heart	60 63
				214	H	Mt. St. Mary's	76 55					251	H	Vermont	78 53
				344	A	Central Conn. St.	65 56					225	H	UMass Lowell	73 50
				319	H	Bryant	78 66					135	A	Illinois	72 75
				132	H	Robert Morris	62 68					229	A	Brown	72 57

Non-Div I Games: Eastern Nazarene 82 50 Fisher 81 42

Merrimack

Loss, Non-Conf, S Site, H Home A Away N Neutral

Average RPI Win:	125	WON-LOST	WINNING	LAST 10	STRENGTH OF	OPP. STRENGTH	TEAM	ADJ.	CONF.	ADJ CONF.
Average RPI Loss:	36	RECORD	PCT. RANK	GAMES	SCHEDULE	OF SCHEDULE	RPI	RPI	RPI	RPI
DIV. I ONLY	10- 8	147	5-5	3	45	50	50	5	5	
DIV. I NON-CONF.	8- 3	68	3-0	6	86	26	26	3	3	
TOTALS	RPI 1-25	RPI 26-50	W-L RECORDS	RPI 51-100	RPI 101-150	RPI 150+				
10- 8	0- 5	0- 1	OVERALL	5- 1	1- 1	4- 0				
9- 4	0- 4	0- 0	HOME	5- 0	0- 0	4- 0				
0- 4	0- 1	0- 1	AWAY	0- 1	0- 1	0- 0				
1- 0	0- 0	0- 0	NEUTRAL	0- 0	1- 0	0- 0				
8- 3	0- 3	0- 0	NON-CONFERENCE	3- 0	1- 0	4- 0				
7- 2	0- 2	0- 0	HOME	3- 0	0- 0	4- 0				
0- 1	0- 1	0- 0	AWAY	0- 0	0- 0	0- 0				
1- 0	0- 0	0- 0	NEUTRAL	0- 0	1- 0	0- 0				
2- 5	0- 2	0- 1	CONFERENCE	2- 1	0- 1	0- 0				
2- 2	0- 2	0- 0	HOME	2- 0	0- 0	0- 0				
0- 3	0- 0	0- 1	AWAY	0- 1	0- 1	0- 0				
0- 0	0- 0	0- 0	NEUTRAL	0- 0	0- 0	0- 0				

RPI S	Opponent	Score	RPI S	Opponent	Score	RPI S	Opponent	Score	RPI S	Opponent	Score
1	H Louisville	41 87	39	A Georgia Tech	54 61	55	H IUPUI	74 65	102	N N.C. A&T	68 67
10	H Oregon St.	53 75				59	H Wake Forest	59 56	118	A Notre Dame	53 76
11	H Indiana	45 58				73	H Washington St.	74 68	158	H Jackson St.	83 68
13	A DePaul	83 89				74	A North Carolina	58 78	188	H Miami (OH)	80 62
18	H Florida St.	62 73				92	H Syracuse	77 62	199	H Binghamton	79 56
						94	H North Florida	78 55	231	H UNC Asheville	75 46
LAST 10 Division I											
118	A Notre Dame	53 76	39	A Georgia Tech	54 61						
74	A North Carolina	58 78	59	H Wake Forest	59 56						
92	H Syracuse	77 62	73	H Washington St.	74 68						
1	H Louisville	41 87	231	H UNC Asheville	75 46						
18	H Florida St.	62 73	199	H Binghamton	79 56						

Non-Div I Games:

Miami (FL)

■ Loss,
 ■ Non-Conf, S Site,
 ■ Home
 ■ Away
 N Neutral

Average RPI Win:	279	WON-LOST	WINNING	LAST 10	STRENGTH OF	OPP. STRENGTH	TEAM	ADJ.	CONF.	ADJ CONF.
Average RPI Loss:	83	RECORD	PCT. RANK	GAMES	SCHEDULE	OF SCHEDULE	RPI	RPI	RPI	RPI
DIV. I ONLY	7- 9	206	3-7	209	122	188	188	10	10	
DIV. I NON-CONF.	6- 5	151	2-3	268	181	149	149	10	10	
TOTALS	RPI 1-25	RPI 26-50	W-L RECORDS	RPI 51-100	RPI 101-150	RPI 150+				
7- 9	0- 2	0- 1	OVERALL	0- 2	0- 3	7- 1				
3- 2	0- 0	0- 0	HOME	0- 1	0- 1	3- 0				
3- 6	0- 2	0- 1	AWAY	0- 1	0- 1	3- 1				
1- 1	0- 0	0- 0	NEUTRAL	0- 0	0- 1	1- 0				
6- 5	0- 1	0- 1	NON-CONFERENCE	0- 1	0- 2	6- 0				
2- 0	0- 0	0- 0	HOME	0- 0	0- 0	2- 0				
3- 4	0- 1	0- 1	AWAY	0- 1	0- 1	3- 0				
1- 1	0- 0	0- 0	NEUTRAL	0- 0	0- 1	1- 0				
1- 4	0- 1	0- 0	CONFERENCE	0- 1	0- 1	1- 1				
1- 2	0- 0	0- 0	HOME	0- 1	0- 1	1- 0				
0- 2	0- 1	0- 0	AWAY	0- 0	0- 0	0- 1				
0- 0	0- 0	0- 0	NEUTRAL	0- 0	0- 0	0- 0				

RPI 1-25				RPI 26-50				RPI 51-100				RPI 101+ Team's RPI: 188			
RPI	S	Opponent	Score	RPI	S	Opponent	Score	RPI	S	Opponent	Score	RPI	S	Opponent	Score
13	A	DePaul	79 98	50	A	Miami (FL)	62 80	72	A	Bradley	68 79	104	H	Kent St.	75 78
23	A	Central Mich.	70 76					77	H	Buffalo	72 86	108	N	Liberty	53 65
												124	A	Cincinnati	68 98
												174	A	Eastern Mich.	53 80
												190	H	Northern Ill.	66 64
												238	A	South Alabama	76 73
												258	A	Eastern Ky.	75 57
												301	N	Prairie View	65 52
												302	A	Pittsburgh	80 71
												327	H	Evansville	72 64
												340	H	UIC	85 35
LAST 10 Division I															
104	H	Kent St.	75 78	327	H	Evansville	72 64								
174	A	Eastern Mich.	53 80	302	A	Pittsburgh	80 71								
23	A	Central Mich.	70 76	124	A	Cincinnati	68 98								
190	H	Northern Ill.	66 64	50	A	Miami (FL)	62 80								
77	H	Buffalo	72 86	108	N	Liberty	53 65								

Non-Div I Games: Tiffin 83 51

Miami (OH)

Michigan

Through Games Of Jan. 19, 2020

Average RPI Win:	169	WON-LOST	WINNING	LAST 10	STRENGTH OF	OPP. STRENGTH	TEAM	ADJ.	CONF.	ADJ CONF.
Average RPI Loss:	43	RECORD	PCT. RANK	GAMES	SCHEDULE	OF SCHEDULE	RPI	RPI	RPI	RPI
DIV. I ONLY	12- 6	72	5-5	60	69	56	56	2	2	
DIV. I NON-CONF.	9- 2	39	2-1	102	150	56	56	2	2	
TOTALS	RPI 1-25	RPI 26-50	W-L RECORDS	RPI 51-100	RPI 101-150	RPI 150+				
12- 6	0- 3	0- 2	OVERALL	3- 0	3- 1	6- 0				
8- 2	0- 1	0- 0	HOME	3- 0	1- 1	4- 0				
3- 3	0- 1	0- 2	AWAY	0- 0	1- 0	2- 0				
1- 1	0- 1	0- 0	NEUTRAL	0- 0	1- 0	0- 0				
9- 2	0- 1	0- 0	NON-CONFERENCE	2- 0	2- 1	5- 0				
6- 1	0- 0	0- 0	HOME	2- 0	1- 1	3- 0				
2- 0	0- 0	0- 0	AWAY	0- 0	0- 0	2- 0				
1- 1	0- 1	0- 0	NEUTRAL	0- 0	1- 0	0- 0				
3- 4	0- 2	0- 2	CONFERENCE	1- 0	1- 0	1- 0				
2- 1	0- 1	0- 0	HOME	1- 0	0- 0	1- 0				
1- 3	0- 1	0- 2	AWAY	0- 0	1- 0	0- 0				
0- 0	0- 0	0- 0	NEUTRAL	0- 0	0- 0	0- 0				

RPI 1-25				RPI 26-50				RPI 51-100				Team's RPI: 56	RPI 101+			
RPI	S	Opponent	Score	RPI	S	Opponent	Score	RPI	S	Opponent	Score		RPI	S	Opponent	Score
18	N	Florida St.	69 79	32	A	Ohio St.	69 78	72	H	Bradley	77 57		104	N	Kent St.	88 53
20	A	Maryland	55 70	47	A	Nebraska	71 74	92	H	Syracuse	84 76		118	H	Notre Dame	72 76
20	H	Maryland	49 77					99	H	Michigan St.	89 69		129	H	Western Mich.	76 55
													139	A	Wisconsin	68 56
													174	A	Eastern Mich.	57 38
													191	H	Penn St.	82 48
													198	A	Akron	80 71
													267	H	Oakland	79 64
													270	H	Appalachian St.	62 35
													290	H	Morgan St.	80 48
LAST 10 Division I																
				47	A	Nebraska	71 74									
				139	A	Wisconsin	68 56						20	A	Maryland	55 70
				20	H	Maryland	49 77						18	N	Florida St.	69 79
				32	A	Ohio St.	69 78						270	H	Appalachian St.	62 35
				99	H	Michigan St.	89 69						267	H	Oakland	79 64

Non-Div I Games:

Michigan

■ Loss,
■ Non-Conf, S Site,
■ Home
■ Away
N Neutral

Average RPI Win:	187	WON-LOST	WINNING	LAST 10	STRENGTH OF	OPP. STRENGTH	TEAM	ADJ.	CONF.	ADJ CONF.
Average RPI Loss:	60	RECORD	PCT. RANK	GAMES	SCHEDULE	OF SCHEDULE	RPI	RPI	RPI	RPI
DIV. I ONLY	10- 7	123	4-6	124	18	99	99	2	2	
DIV. I NON-CONF.	7- 4	100	1-3	241	43	136	136	2	2	
TOTALS	RPI 1-25	RPI 26-50	W-L RECORDS	RPI 51-100	RPI 101-150	RPI 150+				
10- 7	0- 3	2- 1	OVERALL	0- 2	2- 0	6- 1				
8- 0	0- 0	2- 0	HOME	0- 0	1- 0	5- 0				
1- 4	0- 2	0- 0	AWAY	0- 1	1- 0	0- 1				
1- 3	0- 1	0- 1	NEUTRAL	0- 1	0- 0	1- 0				
7- 4	0- 2	0- 1	NON-CONFERENCE	0- 1	1- 0	6- 0				
5- 0	0- 0	0- 0	HOME	0- 0	0- 0	5- 0				
1- 1	0- 1	0- 0	AWAY	0- 0	1- 0	0- 0				
1- 3	0- 1	0- 1	NEUTRAL	0- 1	0- 0	1- 0				
3- 3	0- 1	2- 0	CONFERENCE	0- 1	1- 0	0- 1				
3- 0	0- 0	2- 0	HOME	0- 0	1- 0	0- 0				
0- 3	0- 1	0- 0	AWAY	0- 1	0- 0	0- 1				
0- 0	0- 0	0- 0	NEUTRAL	0- 0	0- 0	0- 0				

RPI 1-25				RPI 26-50				RPI 51-100 Team's RPI: 99				RPI 101+			
RPI	S	Opponent	Score	RPI	S	Opponent	Score	RPI	S	Opponent	Score	RPI	S	Opponent	Score
11	A	Indiana	67 79	29	N	West Virginia	57 63	56	A	Michigan	69 89	118	A	Notre Dame	72 69
18	A	Florida St.	68 78	32	H	Ohio St.	68 65	92	N	Syracuse	63 77	139	H	Wisconsin	69 52
25	N	LSU	56 58	47	H	Nebraska	78 70					174	H	Eastern Mich.	85 50
												180	N	Kansas St.	65 60
												191	A	Penn St.	73 86
												264	H	Morehead St.	93 48
												267	H	Oakland	76 56
												312	H	Detroit Mercy	110 52
												336	H	Hartford	79 34
LAST 10 Division I															
32	H	Ohio St.	68 65	11	A	Indiana	67 79								
139	H	Wisconsin	69 52	29	N	West Virginia	57 63								
191	A	Penn St.	73 86	92	N	Syracuse	63 77								
56	A	Michigan	69 89	264	H	Morehead St.	93 48								
47	H	Nebraska	78 70	18	A	Florida St.	68 78								

Non-Div I Games:

Michigan St.

Middle Tenn.

Through Games Of Jan. 19, 2020

Average RPI Win:	171	WON-LOST	WINNING	LAST 10	STRENGTH OF	OPP. STRENGTH	TEAM	ADJ.	CONF.	ADJ CONF.
Average RPI Loss:	35	RECORD	PCT. RANK	GAMES	SCHEDULE	OF SCHEDULE	RPI	RPI	RPI	RPI
DIV. I ONLY	12- 6	72	7-3	40	76	53	53	13	13	
DIV. I NON-CONF.	8- 4	90	3-1	22	33	44	44	14	14	
TOTALS	RPI 1-25	RPI 26-50	W-L RECORDS	RPI 51-100	RPI 101-150	RPI 150+				
12- 6	1- 2	0- 3	OVERALL	1- 1	5- 0	5- 0				
8- 2	1- 1	0- 1	HOME	1- 0	3- 0	3- 0				
3- 2	0- 0	0- 1	AWAY	0- 1	1- 0	2- 0				
1- 2	0- 1	0- 1	NEUTRAL	0- 0	1- 0	0- 0				
8- 4	1- 2	0- 1	NON-CONFERENCE	0- 1	5- 0	2- 0				
5- 1	1- 1	0- 0	HOME	0- 0	3- 0	1- 0				
2- 1	0- 0	0- 0	AWAY	0- 1	1- 0	1- 0				
1- 2	0- 1	0- 1	NEUTRAL	0- 0	1- 0	0- 0				
4- 2	0- 0	0- 2	CONFERENCE	1- 0	0- 0	3- 0				
3- 1	0- 0	0- 1	HOME	1- 0	0- 0	2- 0				
1- 1	0- 0	0- 1	AWAY	0- 0	0- 0	1- 0				
0- 0	0- 0	0- 0	NEUTRAL	0- 0	0- 0	0- 0				

RPI 1-25				RPI 26-50				RPI 51-100				RPI 101+			
RPI	S	Opponent	Score	RPI	S	Opponent	Score	RPI	S	Opponent	Score	RPI	S	Opponent	Score
9	N	Gonzaga	50 62	28	N	Arizona St.	60 61	62	H	Charlotte	83 59	127	A	Tulane	64 62
19	H	Kentucky	52 67	34	A	Western Ky.	63 71	84	A	Belmont	57 68	138	H	VCU	86 63
24	H	TCU	82 70	37	H	Old Dominion	56 67					145	H	Tennessee Tech	64 58
												147	N	Auburn	73 50
												149	H	Furman	78 62
												189	H	Fla. Atlantic	81 66
												243	A	Marshall	75 55
												255	H	Lipscomb	70 49
												262	A	East Carolina	68 66
												308	H	FIU	72 56
LAST 10 Division I															
308	H	FIU	72 56	37	H	Old Dominion	56 67								
189	H	Fla. Atlantic	81 66	24	H	TCU	82 70								
34	A	Western Ky.	63 71	138	H	VCU	86 63								
243	A	Marshall	75 55	84	A	Belmont	57 68								
62	H	Charlotte	83 59	255	H	Lipscomb	70 49								

Non-Div I Games:

Middle Tenn.

■ Loss,
 ■ Non-Conf, S Site,
 ■ Home
 ■ Away
 N Neutral

Average RPI Win:	253	WON-LOST	WINNING	LAST 10	STRENGTH OF	OPP. STRENGTH	TEAM	ADJ.	CONF.	ADJ CONF.
Average RPI Loss:	130	RECORD	PCT. RANK	GAMES	SCHEDULE	OF SCHEDULE	RPI	RPI	RPI	RPI
DIV. I ONLY	5- 12	271	3-7	219	143	283	283	19	19	
DIV. I NON-CONF.	2- 8	295	0-3	111	70	275	275	18	18	
TOTALS	RPI 1-25	RPI 26-50	W-L RECORDS	RPI 51-100	RPI 101-150	RPI 150+				
5- 12	0- 1	0- 2	OVERALL	0- 2	1- 1	4- 6				
4- 5	0- 0	0- 1	HOME	0- 1	1- 0	3- 3				
1- 7	0- 1	0- 1	AWAY	0- 1	0- 1	1- 3				
0- 0	0- 0	0- 0	NEUTRAL	0- 0	0- 0	0- 0				
2- 8	0- 1	0- 2	NON-CONFERENCE	0- 1	0- 1	2- 3				
2- 3	0- 0	0- 1	HOME	0- 0	0- 0	2- 2				
0- 5	0- 1	0- 1	AWAY	0- 1	0- 1	0- 1				
0- 0	0- 0	0- 0	NEUTRAL	0- 0	0- 0	0- 0				
3- 4	0- 0	0- 0	CONFERENCE	0- 1	1- 0	2- 3				
2- 2	0- 0	0- 0	HOME	0- 1	1- 0	1- 1				
1- 2	0- 0	0- 0	AWAY	0- 0	0- 0	1- 2				
0- 0	0- 0	0- 0	NEUTRAL	0- 0	0- 0	0- 0				

RPI	S	Opponent	Score	RPI	S	Opponent	Score	RPI	S	Opponent	Score	RPI	S	Opponent	Score	Team's RPI: 283
13	A	DePaul	65 94	33	A	Purdue	55 68	53	A	Minnesota	61 77	133	H	Wright St.	60 58	
				40	H	Marquette	56 78	55	H	IUPUI	52 75	139	A	Wisconsin	40 71	
												153	A	Columbia	46 74	
												182	A	Green Bay	48 61	
												190	H	Northern Ill.	78 65	
												192	H	North Dakota	58 66	
												213	H	Bowling Green	51 63	
												224	H	Northern Ky.	49 61	
												267	A	Oakland	62 78	
												292	H	Ark.-Pine Bluff	69 55	
												312	A	Detroit Mercy	63 48	
												340	H	UIC	71 55	
LAST 10 Division I																
55	H	IUPUI	52 75	224	H	Northern Ky.	49 61									
340	H	UIC	71 55	133	H	Wright St.	60 58									
267	A	Oakland	62 78	192	H	North Dakota	58 66									
312	A	Detroit Mercy	63 48	213	H	Bowling Green	51 63									
182	A	Green Bay	48 61	40	H	Marquette	56 78									

Non-Div I Games: Wis.-Parkside 84 77

Milwaukee

Loss, Non-Conf, S Site, H Home A Away N Neutral

Through Games of Jan. 19, 1910

Average RPI Win:	166	WON-LOST	WINNING	LAST 10	STRENGTH OF	OPP. STRENGTH	TEAM	ADJ.	CONF.	ADJ CONF.
Average RPI Loss:	40	RECORD	PCT. RANK	GAMES	SCHEDULE	OF SCHEDULE	RPI	RPI	RPI	RPI
DIV. I ONLY	12- 6	72	5-5	50	27	53	53	2	2	
DIV. I NON-CONF.	10- 1	19	3-0	131	80	31	31	2	2	
TOTALS	RPI 1-25	RPI 26-50	W-L RECORDS	RPI 51-100	RPI 101-150	RPI 150+				
12- 6	0- 3	2- 2	OVERALL	0- 0	4- 1	6- 0				
7- 4	0- 3	1- 1	HOME	0- 0	2- 0	4- 0				
5- 2	0- 0	1- 1	AWAY	0- 0	2- 1	2- 0				
0- 0	0- 0	0- 0	NEUTRAL	0- 0	0- 0	0- 0				
10- 1	0- 1	1- 0	NON-CONFERENCE	0- 0	4- 0	5- 0				
7- 1	0- 1	1- 0	HOME	0- 0	2- 0	4- 0				
3- 0	0- 0	0- 0	AWAY	0- 0	2- 0	1- 0				
0- 0	0- 0	0- 0	NEUTRAL	0- 0	0- 0	0- 0				
2- 5	0- 2	1- 2	CONFERENCE	0- 0	0- 1	1- 0				
0- 3	0- 2	0- 1	HOME	0- 0	0- 0	0- 0				
2- 2	0- 0	1- 1	AWAY	0- 0	0- 1	1- 0				
0- 0	0- 0	0- 0	NEUTRAL	0- 0	0- 0	0- 0				

RPI	S	Opponent	Score	RPI	S	Opponent	Score	RPI	S	Opponent	Score	RPI	S	Opponent	Score
2	H	Missouri St.	69 77	28	H	Arizona St.	80 66					101	H	Lehigh	77 49
6	H	Iowa	75 76	32	H	Ohio St.	63 66					111	H	Montana St.	71 60
16	H	Northwestern	54 56	33	A	Purdue	72 59					118	A	Notre Dame	75 67
				47	A	Nebraska	58 72					135	A	Illinois	71 74
												144	A	George Washington	83 50
												191	A	Penn St.	81 74
												193	A	American	70 53
												222	H	UC Davis	76 67
												251	H	Vermont	90 58
												283	H	Milwaukee	77 61
												319	H	Bryant	101 56
LAST 10 Division I															
33	A	Purdue	72 59	32	H	Ohio St.	63 66								
6	H	Iowa	75 76	191	A	Penn St.	81 74								
135	A	Illinois	71 74	101	H	Lehigh	77 49								
16	H	Northwestern	54 56	222	H	UC Davis	76 67								
47	A	Nebraska	58 72	144	A	George Washington	83 50								

Non-Div I Games:

Minnesota

■ Loss,
■ Non-Conf, S Site,
■ Home
■ Away
N Neutral

Mississippi St.

Through Games Of Jan. 19, 2020

Average RPI Win:	123	WON-LOST	WINNING	LAST 10	STRENGTH OF	OPP. STRENGTH	TEAM	ADJ.	CONF.	ADJ CONF.
Average RPI Loss:	17	RECORD	PCT. RANK	GAMES	SCHEDULE	OF SCHEDULE	RPI	RPI	RPI	RPI
DIV. I ONLY	16- 2	11	8-2	29	24	15	15	4	4	
DIV. I NON-CONF.	12- 2	29	4-2	33	29	13	13	5	5	
TOTALS	RPI 1-25	RPI 26-50	W-L RECORDS	RPI 51-100	RPI 101-150	RPI 150+				
16- 2	1- 1	2- 1	OVERALL	4- 0	3- 0	6- 0				
7- 1	1- 0	0- 1	HOME	2- 0	1- 0	3- 0				
5- 0	0- 0	1- 0	AWAY	1- 0	2- 0	1- 0				
4- 1	0- 1	1- 0	NEUTRAL	1- 0	0- 0	2- 0				
12- 2	0- 1	2- 1	NON-CONFERENCE	3- 0	1- 0	6- 0				
5- 1	0- 0	0- 1	HOME	2- 0	0- 0	3- 0				
3- 0	0- 0	1- 0	AWAY	0- 0	1- 0	1- 0				
4- 1	0- 1	1- 0	NEUTRAL	1- 0	0- 0	2- 0				
4- 0	1- 0	0- 0	CONFERENCE	1- 0	2- 0	0- 0				
2- 0	1- 0	0- 0	HOME	0- 0	1- 0	0- 0				
2- 0	0- 0	0- 0	AWAY	1- 0	1- 0	0- 0				
0- 0	0- 0	0- 0	NEUTRAL	0- 0	0- 0	0- 0				

RPI 1-25				RPI 26-50				RPI 51-100				RPI 101+			
RPI	S	Opponent	Score	RPI	S	Opponent	Score	RPI	S	Opponent	Score	RPI	S	Opponent	Score
4	N	Stanford	62 67	29	H	West Virginia	65 71	65	H	UT Martin	82 46	125	A	Louisiana	64 48
25	H	LSU	64 60	35	N	Virginia	72 59	70	H	Troy	122 82	136	H	Florida	93 47
				40	A	Marquette	74 68	83	A	Georgia	73 66	143	A	Missouri	79 64
								97	N	South Fla.	86 61	158	A	Jackson St.	92 53
												175	H	Southern Miss.	91 58
												182	N	Green Bay	83 58
												201	H	Little Rock	89 50
												207	H	Murray St.	124 43
												227	N	San Francisco	73 38
LAST 10 Division I															
25	H	LSU	64 60	35	N	Virginia	72 59								
143	A	Missouri	79 64	97	N	South Fla.	86 61								
83	A	Georgia	73 66	125	A	Louisiana	64 48								
136	H	Florida	93 47	29	H	West Virginia	65 71								
201	H	Little Rock	89 50	4	N	Stanford	62 67								

Non-Div I Games:

Mississippi St.

 Loss,
 Non-Conf,
S Site,
 Home
 Away
N Neutral

Average RPI Win:	349	WON-LOST	WINNING	LAST 10	STRENGTH OF	OPP. STRENGTH	TEAM	ADJ.	CONF.	ADJ CONF.
Average RPI Loss:	246	RECORD	PCT. RANK	GAMES	SCHEDULE	OF SCHEDULE	RPI	RPI	RPI	RPI
DIV. I ONLY	1- 14	344	1-9	345	345	351	351	31	31	
DIV. I NON-CONF.	1- 10	329	1-5	320	331	346	346	28	28	
TOTALS	RPI 1-25	RPI 26-50	W-L RECORDS	RPI 51-100	RPI 101-150	RPI 150+				
1- 14	0- 0	0- 0	OVERALL	0- 0	0- 0	1- 14				
1- 4	0- 0	0- 0	HOME	0- 0	0- 0	1- 4				
0- 9	0- 0	0- 0	AWAY	0- 0	0- 0	0- 9				
0- 1	0- 0	0- 0	NEUTRAL	0- 0	0- 0	0- 1				
1- 10	0- 0	0- 0	NON-CONFERENCE	0- 0	0- 0	1- 10				
1- 2	0- 0	0- 0	HOME	0- 0	0- 0	1- 2				
0- 7	0- 0	0- 0	AWAY	0- 0	0- 0	0- 7				
0- 1	0- 0	0- 0	NEUTRAL	0- 0	0- 0	0- 1				
0- 4	0- 0	0- 0	CONFERENCE	0- 0	0- 0	0- 4				
0- 2	0- 0	0- 0	HOME	0- 0	0- 0	0- 2				
0- 2	0- 0	0- 0	AWAY	0- 0	0- 0	0- 2				
0- 0	0- 0	0- 0	NEUTRAL	0- 0	0- 0	0- 0				

RPI 1-25			RPI 26-50			RPI 51-100			RPI 101+			Team's RPI: 351
RPI	S	Opponent	Score	RPI	S	Opponent	Score	RPI	S	Opponent	Score	
								151	H	Austin Peay	82	100
								166	A	North Ala.	60	86
								170	A	Memphis	54	91
								175	A	Southern Miss.	80	84
								207	H	Murray St.	66	72
								217	A	Wyoming	22	95
								257	A	Colorado St.	46	65
								273	A	Ole Miss	53	72
								275	N	Omaha	70	78
								277	A	Alabama A&M	48	68
								292	H	Ark.-Pine Bluff	77	80
								314	A	Alabama St.	64	77
								321	H	Alcorn	67	81
								347	A	La.-Monroe	66	74
								349	H	Florida A&M	71	70
LAST 10 Division I												
321	H	Alcorn	67	81	170	A	Memphis	54	91			
277	A	Alabama A&M	48	68	257	A	Colorado St.	46	65			
314	A	Alabama St.	64	77	217	A	Wyoming	22	95			
292	H	Ark.-Pine Bluff	77	80	349	H	Florida A&M	71	70			
347	A	La.-Monroe	66	74	275	N	Omaha	70	78			

Non-Div I Games:

Mississippi Val.

■ Loss,
 ■ Non-Conf,
 ■ S Site,
 ■ H Home
 ■ A Away
 N Neutral

Average RPI Win:	187	WON-LOST	WINNING	LAST 10	STRENGTH OF	OPP. STRENGTH	TEAM	ADJ.	CONF.	ADJ CONF.
Average RPI Loss:	77	RECORD	PCT. RANK	GAMES	SCHEDULE	OF SCHEDULE	RPI	RPI	RPI	RPI
DIV. I ONLY	5- 14	291	2-8	7	83	143	143	4	4	
DIV. I NON-CONF.	3- 10	282	0-4	29	120	214	214	5	5	
TOTALS	RPI 1-25	RPI 26-50	W-L RECORDS	RPI 51-100	RPI 101-150	RPI 150+				
5- 14	1- 4	0- 4	OVERALL	1- 2	0- 1	3- 3				
4- 6	1- 3	0- 2	HOME	1- 0	0- 1	2- 0				
1- 6	0- 1	0- 2	AWAY	0- 1	0- 0	1- 2				
0- 2	0- 0	0- 0	NEUTRAL	0- 1	0- 0	0- 1				
3- 10	0- 2	0- 3	NON-CONFERENCE	1- 1	0- 1	2- 3				
3- 4	0- 1	0- 2	HOME	1- 0	0- 1	2- 0				
0- 4	0- 1	0- 1	AWAY	0- 0	0- 0	0- 2				
0- 2	0- 0	0- 0	NEUTRAL	0- 1	0- 0	0- 1				
2- 4	1- 2	0- 1	CONFERENCE	0- 1	0- 0	1- 0				
1- 2	1- 2	0- 0	HOME	0- 0	0- 0	0- 0				
1- 2	0- 0	0- 1	AWAY	0- 1	0- 0	1- 0				
0- 0	0- 0	0- 0	NEUTRAL	0- 0	0- 0	0- 0				

RPI 1-25				RPI 26-50				RPI 51-100				RPI 101+ Team's RPI: 143			
RPI	S	Opponent	Score	RPI	S	Opponent	Score	RPI	S	Opponent	Score	RPI	S	Opponent	Score
2	A	Missouri St.	72 79	36	A	Arkansas	73 90	71	A	Tennessee	66 77	135	H	Illinois	51 58
3	H	South Carolina	45 78	43	A	South Dakota	56 72	74	N	North Carolina	69 82	178	N	New Mexico	68 71
15	H	Mississippi St.	64 79	47	H	Nebraska	85 90	98	H	Saint Louis	83 58	182	A	Green Bay	64 72
21	H	Princeton	33 68	48	H	UNI	73 78					216	H	Western Ill.	97 89
25	H	LSU	69 65									226	A	UMKC	56 59
												273	A	Ole Miss	71 57
												323	H	SIUE	68 51
LAST 10 Division I															
273	A	Ole Miss	71 57	71	A	Tennessee	66 77								
3	H	South Carolina	45 78	135	H	Illinois	51 58								
36	A	Arkansas	73 90	21	H	Princeton	33 68								
15	H	Mississippi St.	64 79	2	A	Missouri St.	72 79								
25	H	LSU	69 65	226	A	UMKC	56 59								

Non-Div I Games:

Missouri

■ Loss,
 ■ Non-Conf, S Site,
 ■ Home
 ■ Away
 N Neutral

Average RPI Win:	110	WON-LOST	WINNING	LAST 10	STRENGTH OF	OPP. STRENGTH	TEAM	ADJ.	CONF.	ADJ CONF.
Average RPI Loss:	28	RECORD	PCT. RANK	GAMES	SCHEDULE	OF SCHEDULE	RPI	RPI	RPI	RPI
DIV. I ONLY	13- 3	31	8-2	4	57	2	2	7	7	
DIV. I NON-CONF.	9- 2	39	4-1	8	15	3	3	7	7	
TOTALS	RPI 1-25	RPI 26-50	W-L RECORDS	RPI 51-100	RPI 101-150	RPI 150+				
13- 3	0- 2	4- 0	OVERALL	3- 1	2- 0	4- 0				
7- 0	0- 0	2- 0	HOME	0- 0	2- 0	3- 0				
6- 3	0- 2	2- 0	AWAY	3- 1	0- 0	1- 0				
0- 0	0- 0	0- 0	NEUTRAL	0- 0	0- 0	0- 0				
9- 2	0- 2	2- 0	NON-CONFERENCE	2- 0	2- 0	3- 0				
5- 0	0- 0	0- 0	HOME	0- 0	2- 0	3- 0				
4- 2	0- 2	2- 0	AWAY	2- 0	0- 0	0- 0				
0- 0	0- 0	0- 0	NEUTRAL	0- 0	0- 0	0- 0				
4- 1	0- 0	2- 0	CONFERENCE	1- 1	0- 0	1- 0				
2- 0	0- 0	2- 0	HOME	0- 0	0- 0	0- 0				
2- 1	0- 0	0- 0	AWAY	1- 1	0- 0	1- 0				
0- 0	0- 0	0- 0	NEUTRAL	0- 0	0- 0	0- 0				

RPI 1-25				Team's RPI: 2		RPI 26-50				RPI 51-100				RPI 101+			
RPI	S	Opponent	Score	RPI	S	Opponent	Score	RPI	S	Opponent	Score	RPI	S	Opponent	Score		
9	A	Gonzaga	52 64	27	A	Oklahoma	96 90	53	A	Minnesota	77 69	134	H	Wichita St.	68 55		
10	A	Oregon St.	69 80	38	H	Drake	69 67	66	A	Southern Ill.	68 70	143	H	Missouri	79 72		
				43	A	South Dakota	74 66	95	A	Loyola Chicago	74 72	165	H	Santa Clara	71 64		
				48	H	UNI	80 66	96	A	Boise St.	72 69	177	H	A&M-Corpus Christi	79 51		
												183	A	Valparaiso	81 68		
												226	H	UMKC	83 58		
LAST 10 Division I																	
				66	A	Southern Ill.	68 70	9	A	Gonzaga	52 64						
				48	H	UNI	80 66	143	H	Missouri	79 72						
				38	H	Drake	69 67	134	H	Wichita St.	68 55						
				183	A	Valparaiso	81 68	226	H	UMKC	83 58						
				95	A	Loyola Chicago	74 72	43	A	South Dakota	74 66						

Non-Div I Games: William Jewell 111 39

Missouri St.

Average RPI Win: 286	WON-LOST	WINNING	LAST 10	STRENGTH OF	OPP. STRENGTH	TEAM	ADJ.	CONF.	ADJ CONF.
Average RPI Loss: 162	RECORD	PCT. RANK	GAMES	SCHEDULE	OF SCHEDULE	RPI	RPI	RPI	RPI
DIV. I ONLY	5- 12	271	3-7	263	228	285	285	24	24
DIV. I NON-CONF.	3- 6	235	1-1	167	189	205	205	25	25
TOTALS	RPI 1-25	RPI 26-50	W-L RECORDS	RPI 51-100	RPI 101-150	RPI 150+			
5- 12	0- 1	0- 1	OVERALL	0- 2	0- 1	5- 7			
2- 4	0- 0	0- 0	HOME	0- 0	0- 1	2- 3			
2- 8	0- 1	0- 1	AWAY	0- 2	0- 0	2- 4			
1- 0	0- 0	0- 0	NEUTRAL	0- 0	0- 0	1- 0			
3- 6	0- 1	0- 1	NON-CONFERENCE	0- 1	0- 1	3- 2			
1- 1	0- 0	0- 0	HOME	0- 0	0- 1	1- 0			
1- 5	0- 1	0- 1	AWAY	0- 1	0- 0	1- 2			
1- 0	0- 0	0- 0	NEUTRAL	0- 0	0- 0	1- 0			
2- 6	0- 0	0- 0	CONFERENCE	0- 1	0- 0	2- 5			
1- 3	0- 0	0- 0	HOME	0- 0	0- 0	1- 3			
1- 3	0- 0	0- 0	AWAY	0- 1	0- 0	1- 2			
0- 0	0- 0	0- 0	NEUTRAL	0- 0	0- 0	0- 0			

RPI 1-25				RPI 26-50				RPI 51-100				RPI 101+ Team's RPI: 285			
RPI	S	Opponent	Score	RPI	S	Opponent	Score	RPI	S	Opponent	Score	RPI	S	Opponent	Score
21	A	Princeton	40 52	42	A	Arizona	34 86	58	A	Bucknell	37 71	110	H	Providence	52 68
								79	A	Marist	66 76	155	A	San Diego	49 57
												203	H	Iona	33 36
												208	A	Quinnipiac	53 60
												212	H	Manhattan	62 60
												218	H	Niagara	70 73
												237	H	Lafayette	52 44
												242	A	Fairfield	38 49
												279	A	Loyola Maryland	48 64
												316	A	Albany (NY)	53 41
												329	N	Purdue Fort Wayne	60 46
												330	H	Canisius	62 71
												335	A	Saint Peter's	81 67
LAST 10 Division I															
218	H	Niagara	70 73	330	H	Canisius	62 71								
208	A	Quinnipiac	53 60	79	A	Marist	66 76								
335	A	Saint Peter's	81 67	316	A	Albany (NY)	53 41								
203	H	Iona	33 36	279	A	Loyola Maryland	48 64								
242	A	Fairfield	38 49	212	H	Manhattan	62 60								

Non-Div I Games:

Monmouth

Montana

Through Games Of Jan. 19, 2020

Average RPI Win:	264	WON-LOST	WINNING	LAST 10	STRENGTH OF	OPP. STRENGTH	TEAM	ADJ.	CONF.	ADJ CONF.
Average RPI Loss:	119	RECORD	PCT. RANK	GAMES	SCHEDULE	OF SCHEDULE	RPI	RPI	RPI	RPI
DIV. I ONLY	7- 7	169	6-4	140	304	164	164	21	21	
DIV. I NON-CONF.	3- 4	201	2-1	24	317	120	120	17	17	
TOTALS	RPI 1-25	RPI 26-50	W-L RECORDS	RPI 51-100	RPI 101-150	RPI 150+				
7- 7	0- 0	0- 2	OVERALL	0- 1	0- 1	7- 3				
3- 3	0- 0	0- 1	HOME	0- 1	0- 0	3- 1				
4- 3	0- 0	0- 1	AWAY	0- 0	0- 1	4- 1				
0- 1	0- 0	0- 0	NEUTRAL	0- 0	0- 0	0- 1				
3- 4	0- 0	0- 2	NON-CONFERENCE	0- 1	0- 0	3- 1				
1- 2	0- 0	0- 1	HOME	0- 1	0- 0	1- 0				
2- 1	0- 0	0- 1	AWAY	0- 0	0- 0	2- 0				
0- 1	0- 0	0- 0	NEUTRAL	0- 0	0- 0	0- 1				
4- 3	0- 0	0- 0	CONFERENCE	0- 0	0- 1	4- 2				
2- 1	0- 0	0- 0	HOME	0- 0	0- 0	2- 1				
2- 2	0- 0	0- 0	AWAY	0- 0	0- 1	2- 1				
0- 0	0- 0	0- 0	NEUTRAL	0- 0	0- 0	0- 0				

RPI S	Opponent	Score	RPI S	Opponent	Score	RPI S	Opponent	Score	RPI S	Opponent	Score	Team's RPI: 164
42	H Arizona	42 77	43	A South Dakota	64 96	93	H Fresno St.	63 76	120	A Idaho	51 52	
									165	N Santa Clara	58 68	
									172	A Portland St.	65 78	
									197	H Southern Utah	81 74	
									200	H Northern Colo.	58 67	
									211	A Northern Ariz.	79 71	
									223	A Cal St. Fullerton	71 69	
									276	H Grand Canyon	72 67	
									289	H Eastern Wash.	92 54	
									317	A Utah Valley	63 52	
									338	A Sacramento St.	64 60	
LAST 10 Division I												
120	A Idaho	51 52	338	A Sacramento St.	64 60							
172	A Portland St.	65 78	211	A Northern Ariz.	79 71							
289	H Eastern Wash.	92 54	43	A South Dakota	64 96							
200	H Northern Colo.	58 67	317	A Utah Valley	63 52							
197	H Southern Utah	81 74	223	A Cal St. Fullerton	71 69							

Non-Div I Games: Mont. St.-Northern 98 45 Mont. St. Billings 70 53

Montana

Loss, Non-Conf, S Site, H Home A Away N Neutral

Average RPI Win:	247	WON-LOST	WINNING	LAST 10	STRENGTH OF	OPP. STRENGTH	TEAM	ADJ.	CONF.	ADJ CONF.
Average RPI Loss:	69	RECORD	PCT. RANK	GAMES	SCHEDULE	OF SCHEDULE	RPI	RPI	RPI	RPI
DIV. I ONLY	8- 6	135	6-4	111	189	111	111	21	21	
DIV. I NON-CONF.	2- 5	259	0-3	19	104	137	137	17	17	
TOTALS	RPI 1-25	RPI 26-50	W-L RECORDS	RPI 51-100	RPI 101-150	RPI 150+				
8- 6	0- 2	0- 0	OVERALL	0- 2	0- 2	8- 0				
3- 2	0- 1	0- 0	HOME	0- 0	0- 1	3- 0				
5- 2	0- 0	0- 0	AWAY	0- 2	0- 0	5- 0				
0- 2	0- 1	0- 0	NEUTRAL	0- 0	0- 1	0- 0				
2- 5	0- 2	0- 0	NON-CONFERENCE	0- 2	0- 1	2- 0				
1- 1	0- 1	0- 0	HOME	0- 0	0- 0	1- 0				
1- 2	0- 0	0- 0	AWAY	0- 2	0- 0	1- 0				
0- 2	0- 1	0- 0	NEUTRAL	0- 0	0- 1	0- 0				
6- 1	0- 0	0- 0	CONFERENCE	0- 0	0- 1	6- 0				
2- 1	0- 0	0- 0	HOME	0- 0	0- 1	2- 0				
4- 0	0- 0	0- 0	AWAY	0- 0	0- 0	4- 0				
0- 0	0- 0	0- 0	NEUTRAL	0- 0	0- 0	0- 0				

RPI 1-25				RPI 26-50				RPI 51-100				RPI 101+ Team's RPI: 111			
RPI	S	Opponent	Score	RPI	S	Opponent	Score	RPI	S	Opponent	Score	RPI	S	Opponent	Score
9	H	Gonzaga	55 70					53	A	Minnesota	60 71	120	H	Idaho	68 69
17	N	Texas A&M	67 78					82	A	South Dakota St.	50 60	134	N	Wichita St.	64 66
												172	A	Portland St.	73 62
												197	H	Southern Utah	91 65
												200	H	Northern Colo.	91 58
												211	A	Northern Ariz.	72 64
												222	H	UC Davis	77 65
												289	A	Eastern Wash.	89 85
												338	A	Sacramento St.	85 48
												343	A	Seattle U	73 65
LAST 10 Division I															
289	A	Eastern Wash.	89 85	211	A	Northern Ariz.	72 64								
172	A	Portland St.	73 62	338	A	Sacramento St.	85 48								
120	H	Idaho	68 69	17	N	Texas A&M	67 78								
197	H	Southern Utah	91 65	134	N	Wichita St.	64 66								
200	H	Northern Colo.	91 58	9	H	Gonzaga	55 70								

Non-Div I Games: Carroll (MT) 67 33 Mont. St.-Northern 93 34

Montana St.

Loss, Non-Conf, S Site, H Home A Away N Neutral

Average RPI Win:	287	WON-LOST	WINNING	LAST 10	STRENGTH OF	OPP. STRENGTH	TEAM	ADJ.	CONF.	ADJ CONF.
Average RPI Loss:	130	RECORD	PCT. RANK	GAMES	SCHEDULE	OF SCHEDULE	RPI	RPI	RPI	RPI
DIV. I ONLY	5- 11	267	3-7	179	244	264	264	18	18	
DIV. I NON-CONF.	2- 8	295	0-4	83	168	262	262	21	21	
TOTALS	RPI 1-25	RPI 26-50	W-L RECORDS	RPI 51-100	RPI 101-150	RPI 150+				
5- 11	0- 2	0- 0	OVERALL	0- 3	0- 2	5- 4				
4- 4	0- 0	0- 0	HOME	0- 0	0- 2	4- 2				
1- 7	0- 2	0- 0	AWAY	0- 3	0- 0	1- 2				
0- 0	0- 0	0- 0	NEUTRAL	0- 0	0- 0	0- 0				
2- 8	0- 2	0- 0	NON-CONFERENCE	0- 2	0- 1	2- 3				
2- 2	0- 0	0- 0	HOME	0- 0	0- 1	2- 1				
0- 6	0- 2	0- 0	AWAY	0- 2	0- 0	0- 2				
0- 0	0- 0	0- 0	NEUTRAL	0- 0	0- 0	0- 0				
3- 3	0- 0	0- 0	CONFERENCE	0- 1	0- 1	3- 1				
2- 2	0- 0	0- 0	HOME	0- 0	0- 1	2- 1				
1- 1	0- 0	0- 0	AWAY	0- 1	0- 0	1- 0				
0- 0	0- 0	0- 0	NEUTRAL	0- 0	0- 0	0- 0				

RPI 1-25				RPI 26-50				RPI 51-100				RPI 101+ Team's RPI: 264			
RPI	S	Opponent	Score	RPI	S	Opponent	Score	RPI	S	Opponent	Score	RPI	S	Opponent	Score
12	A	Baylor	47 94					84	A	Belmont	62 71	102	H	N.C. A&T	56 74
19	A	Kentucky	54 79					88	A	Dayton	41 58	145	H	Tennessee Tech	55 75
								99	A	Michigan St.	48 93	183	A	Valparaiso	53 55
												213	A	Bowling Green	65 79
												214	H	Saint Francis (PA)	65 54
												230	H	Stetson	55 58
												250	H	Eastern Ill.	51 57
												259	H	Radford	73 62
												306	H	Jacksonville St.	67 48
												323	H	SIUE	75 69
												334	A	Tennessee St.	84 47
LAST 10 Division I															
				84	A	Belmont	62 71	306	H	Jacksonville St.	67 48				
				334	A	Tennessee St.	84 47	12	A	Baylor	47 94				
				250	H	Eastern Ill.	51 57	183	A	Valparaiso	53 55				
				323	H	SIUE	75 69	99	A	Michigan St.	48 93				
				145	H	Tennessee Tech	55 75	88	A	Dayton	41 58				

Non-Div I Games: Asbury 107 55 Midway 107 55

Morehead St.

Loss, Non-Conf, S Site, H Home A Away N Neutral

Average RPI Win: 293		WON-LOST	WINNING	LAST 10	STRENGTH OF	OPP. STRENGTH	TEAM	ADJ.	CONF.	ADJ CONF.
Average RPI Loss: 194		RECORD	PCT. RANK	GAMES	SCHEDULE	OF SCHEDULE	RPI	RPI	RPI	RPI
DIV. I ONLY		5- 11	267	4-6	298	327	290	290	30	30
DIV. I NON-CONF.		2- 9	304	1-4	261	268	309	309	31	31
TOTALS		RPI 1-25	RPI 26-50	W-L RECORDS	RPI 51-100	RPI 101-150	RPI 150+			
5- 11	0- 0		0- 2	OVERALL	0- 1	0- 1	5- 7			
3- 0	0- 0		0- 0	HOME	0- 0	0- 0	3- 0			
2- 9	0- 0		0- 2	AWAY	0- 1	0- 0	2- 6			
0- 2	0- 0		0- 0	NEUTRAL	0- 0	0- 1	0- 1			
2- 9	0- 0		0- 2	NON-CONFERENCE	0- 1	0- 1	2- 5			
1- 0	0- 0		0- 0	HOME	0- 0	0- 0	1- 0			
1- 7	0- 0		0- 2	AWAY	0- 1	0- 0	1- 4			
0- 2	0- 0		0- 0	NEUTRAL	0- 0	0- 1	0- 1			
3- 2	0- 0		0- 0	CONFERENCE	0- 0	0- 0	3- 2			
2- 0	0- 0		0- 0	HOME	0- 0	0- 0	2- 0			
1- 2	0- 0		0- 0	AWAY	0- 0	0- 0	1- 2			
0- 0	0- 0		0- 0	NEUTRAL	0- 0	0- 0	0- 0			

RPI 1-25				RPI 26-50				RPI 51-100				RPI 101+				Team's RPI: 290	
RPI	S	Opponent	Score	RPI	S	Opponent	Score	RPI	S	Opponent	Score	RPI	S	Opponent	Score		
				40	A	Marquette	48 70	56	A	Michigan	48 80	103	N	Stony Brook	56 63		
				47	A	Nebraska	55 78					185	A	Bethune-Cookman	65 74		
												198	N	Akron	45 52		
												234	H	Howard	74 67		
												243	A	Marshall	57 52		
												260	A	Delaware St.	61 69		
												275	A	Omaha	64 70		
												291	H	Texas St.	72 62		
												315	A	Hofstra	39 51		
												320	A	UMBC	63 65		
												335	A	Saint Peter's	77 78		
												349	A	Florida A&M	59 47		
												350	H	South Carolina St.	77 47		
EAST 10 Division I																	
				234	H	Howard	74 67	198	N	Akron	45 52						
				185	A	Bethune-Cookman	65 74	103	N	Stony Brook	56 63						
				349	A	Florida A&M	59 47	291	H	Texas St.	72 62						
				350	H	South Carolina St.	77 47	320	A	UMBC	63 65						
				260	A	Delaware St.	61 69	315	A	Hofstra	39 51						

Non-Div I Games:	Washington Adventis	84	52	Notre Dame (MD)	113	34
------------------	---------------------	----	----	-----------------	-----	----

Morgan St.

■ Loss, ■ Non-Conf, S Site, H Home A Away N Neutral

Mt. St. Mary's

Through Games Of Jan. 19, 2020

Average RPI Win:	283	WON-LOST	WINNING	LAST 10	STRENGTH OF	OPP. STRENGTH	TEAM	ADJ.	CONF.	ADJ CONF.
Average RPI Loss:	126	RECORD	PCT. RANK	GAMES	SCHEDULE	OF SCHEDULE	RPI	RPI	RPI	RPI
DIV. I ONLY	8- 8	169	5-5	290	162	214	214	29	29	
DIV. I NON-CONF.	4- 7	225	1-4	179	89	202	202	29	29	
TOTALS	RPI 1-25	RPI 26-50	W-L RECORDS	RPI 51-100	RPI 101-150	RPI 150+				
8- 8	0- 2	0- 1	OVERALL	0- 0	1- 1	7- 4				
5- 1	0- 0	0- 0	HOME	0- 0	0- 1	5- 0				
2- 6	0- 2	0- 1	AWAY	0- 0	0- 0	2- 3				
1- 1	0- 0	0- 0	NEUTRAL	0- 0	1- 0	0- 1				
4- 7	0- 2	0- 1	NON-CONFERENCE	0- 0	1- 1	3- 3				
2- 1	0- 0	0- 0	HOME	0- 0	0- 1	2- 0				
1- 5	0- 2	0- 1	AWAY	0- 0	0- 0	1- 2				
1- 1	0- 0	0- 0	NEUTRAL	0- 0	1- 0	0- 1				
4- 1	0- 0	0- 0	CONFERENCE	0- 0	0- 0	4- 1				
3- 0	0- 0	0- 0	HOME	0- 0	0- 0	3- 0				
1- 1	0- 0	0- 0	AWAY	0- 0	0- 0	1- 1				
0- 0	0- 0	0- 0	NEUTRAL	0- 0	0- 0	0- 0				

RPI 1-25				RPI 26-50				RPI 51-100				RPI 101+ Team's RPI: 214			
RPI	S	Opponent	Score	RPI	S	Opponent	Score	RPI	S	Opponent	Score	RPI	S	Opponent	Score
11	A	Indiana	52 75	37	A	Old Dominion	34 85					101	H	Lehigh	65 66
19	A	Kentucky	44 67									130	N	Richmond	75 67
												173	N	Hampton	60 68
												176	A	Towson	57 73
												184	A	Merrimack	55 76
												259	A	Radford	75 58
												268	H	Wagner	78 63
												279	H	Loyola Maryland	81 75
												307	A	UMES	76 78
												319	A	Bryant	76 70
												320	H	UMBC	71 61
												344	H	Central Conn. St.	72 64
												348	H	LIU Brooklyn	75 57
LAST 10 Division I															
344	H	Central Conn. St.	72 64	37	A	Old Dominion	34 85								
184	A	Merrimack	55 76	130	N	Richmond	75 67								
319	A	Bryant	76 70	173	N	Hampton	60 68								
348	H	LIU Brooklyn	75 57	307	A	UMES	76 78								
268	H	Wagner	78 63	101	H	Lehigh	65 66								

Non-Div I Games: Frostburg St. 94 40

Mt. St. Mary's

Loss, Non-Conf, S Site, H Home A Away N Neutral

Average RPI Win:	267	WON-LOST	WINNING	LAST 10	STRENGTH OF	OPP. STRENGTH	TEAM	ADJ.	CONF.	ADJ CONF.
Average RPI Loss:	110	RECORD	PCT. RANK	GAMES	SCHEDULE	OF SCHEDULE	RPI	RPI	RPI	RPI
DIV. I ONLY	6- 9	224	3-7	220	178	207	207	18	18	
DIV. I NON-CONF.	5- 4	140	2-2	307	71	181	181	21	21	
TOTALS	RPI 1-25	RPI 26-50	W-L RECORDS	RPI 51-100	RPI 101-150	RPI 150+				
6- 9	0- 2	0- 0	OVERALL	0- 3	0- 1	6- 3				
3- 2	0- 0	0- 0	HOME	0- 1	0- 0	3- 1				
3- 7	0- 2	0- 0	AWAY	0- 2	0- 1	3- 2				
0- 0	0- 0	0- 0	NEUTRAL	0- 0	0- 0	0- 0				
5- 4	0- 2	0- 0	NON-CONFERENCE	0- 1	0- 0	5- 1				
2- 1	0- 0	0- 0	HOME	0- 0	0- 0	2- 1				
3- 3	0- 2	0- 0	AWAY	0- 1	0- 0	3- 0				
0- 0	0- 0	0- 0	NEUTRAL	0- 0	0- 0	0- 0				
1- 5	0- 0	0- 0	CONFERENCE	0- 2	0- 1	1- 2				
1- 1	0- 0	0- 0	HOME	0- 1	0- 0	1- 0				
0- 4	0- 0	0- 0	AWAY	0- 1	0- 1	0- 2				
0- 0	0- 0	0- 0	NEUTRAL	0- 0	0- 0	0- 0				

RPI	S	Opponent	Score
1	A	Louisville	40 76
15	A	Mississippi St.	43 124

RPI	S	Opponent	Score

RPI	S	Opponent	Score
65	A	UT Martin	56 98
65	H	UT Martin	64 89
66	A	Southern Ill.	66 76

RPI	S	Opponent	Score	Team's RPI: 207
145	A	Tennessee Tech	72 77	
163	H	Samford	56 84	
168	A	Southeast Mo. St.	73 88	
168	H	Southeast Mo. St.	70 62	
233	H	Arkansas St.	77 62	
255	A	Lipscomb	67 57	
269	H	Indiana St.	70 62	
306	A	Jacksonville St.	51 68	
327	A	Evansville	61 59	
351	A	Mississippi Val.	72 66	

LAST 10 Division I

168	A	Southeast Mo. St.	73 88	65	H	UT Martin	64 89
65	A	UT Martin	56 98	163	H	Samford	56 84
145	A	Tennessee Tech	72 77	66	A	Southern Ill.	66 76
306	A	Jacksonville St.	51 68	269	H	Indiana St.	70 62
168	H	Southeast Mo. St.	70 62	327	A	Evansville	61 59

Non-Div I Games: Cumberland (TN) 93 60 Christian Bros. 95 59

Murray St.

Loss, Non-Conf, S Site, H Home A Away N Neutral

Average RPI Win:	241	WON-LOST	WINNING	LAST 10	STRENGTH OF	OPP. STRENGTH	TEAM	ADJ.	CONF.	ADJ CONF.
Average RPI Loss:	86	RECORD	PCT. RANK	GAMES	SCHEDULE	OF SCHEDULE	RPI	RPI	RPI	RPI
DIV. I ONLY	10- 4	64	9-1	292	99	102	102	30	30	
DIV. I NON-CONF.	6- 4	122	5-1	119	45	66	66	31	31	
TOTALS	RPI 1-25	RPI 26-50	W-L RECORDS	RPI 51-100	RPI 101-150	RPI 150+				
10- 4	0- 1	0- 1	OVERALL	0- 1	2- 0	8- 1				
3- 0	0- 0	0- 0	HOME	0- 0	1- 0	2- 0				
6- 3	0- 1	0- 0	AWAY	0- 1	1- 0	5- 1				
1- 1	0- 0	0- 1	NEUTRAL	0- 0	0- 0	1- 0				
6- 4	0- 1	0- 1	NON-CONFERENCE	0- 1	2- 0	4- 1				
2- 0	0- 0	0- 0	HOME	0- 0	1- 0	1- 0				
3- 3	0- 1	0- 0	AWAY	0- 1	1- 0	2- 1				
1- 1	0- 0	0- 1	NEUTRAL	0- 0	0- 0	1- 0				
4- 0	0- 0	0- 0	CONFERENCE	0- 0	0- 0	4- 0				
1- 0	0- 0	0- 0	HOME	0- 0	0- 0	1- 0				
3- 0	0- 0	0- 0	AWAY	0- 0	0- 0	3- 0				
0- 0	0- 0	0- 0	NEUTRAL	0- 0	0- 0	0- 0				

RPI S	Opponent	Score	RPI S	Opponent	Score	RPI S	Opponent	Score	RPI S	Opponent	Score	Team's RPI: 102
14	A NC State	44 80	50	N Miami (FL)	67 68	83	A Georgia	54 72	119	H UNC Greensboro	57 48	
									138	A VCU	69 58	
									171	A Clemson	82 74	
									198	A Akron	52 64	
									228	H ETSU	80 69	
									233	N Arkansas St.	55 50	
									260	A Delaware St.	69 45	
									264	A Morehead St.	74 56	
									307	A UMES	67 31	
									342	A Coppin St.	84 38	
									349	H Florida A&M	71 44	
LAST 10 Division I												
342	A Coppin St.	84 38	171	A Clemson	82 74							
260	A Delaware St.	69 45	198	A Akron	52 64							
307	A UMES	67 31	119	H UNC Greensboro	57 48							
349	H Florida A&M	71 44	264	A Morehead St.	74 56							
138	A VCU	69 58	233	N Arkansas St.	55 50							

Non-Div I Games: Saint Augustine's 75 44 Johnson & Wales (NC121 61

N.C. A&T

■ Loss,
■ Non-Conf, S Site,
■ Home
■ Away
N Neutral

N.C. Central

Through Games Of Jan. 19, 2020

Average RPI Win:	276	WON-LOST	WINNING	LAST 10	STRENGTH OF	OPP. STRENGTH	TEAM	ADJ.	CONF.	ADJ CONF.
Average RPI Loss:	194	RECORD	PCT. RANK	GAMES	SCHEDULE	OF SCHEDULE	RPI	RPI	RPI	RPI
DIV. I ONLY	3- 12	310	2-8	299	231	326	326	30	30	
DIV. I NON-CONF.	2- 9	304	1-5	232	222	307	307	31	31	
TOTALS	RPI 1-25	RPI 26-50	W-L RECORDS	RPI 51-100	RPI 101-150	RPI 150+				
3- 12	0- 1	0- 0	OVERALL	0- 2	1- 1	2- 8				
2- 3	0- 0	0- 0	HOME	0- 0	1- 0	1- 3				
1- 8	0- 1	0- 0	AWAY	0- 2	0- 1	1- 4				
0- 1	0- 0	0- 0	NEUTRAL	0- 0	0- 0	0- 1				
2- 9	0- 1	0- 0	NON-CONFERENCE	0- 2	1- 1	1- 5				
1- 3	0- 0	0- 0	HOME	0- 0	1- 0	0- 3				
1- 5	0- 1	0- 0	AWAY	0- 2	0- 1	1- 1				
0- 1	0- 0	0- 0	NEUTRAL	0- 0	0- 0	0- 1				
1- 3	0- 0	0- 0	CONFERENCE	0- 0	0- 0	1- 3				
1- 0	0- 0	0- 0	HOME	0- 0	0- 0	1- 0				
0- 3	0- 0	0- 0	AWAY	0- 0	0- 0	0- 3				
0- 0	0- 0	0- 0	NEUTRAL	0- 0	0- 0	0- 0				

RPI S	Opponent	Score	RPI S	Opponent	Score	RPI S	Opponent	Score	RPI S	Opponent	Score	Team's RPI: 326
6	A Iowa	50 102				74	A North Carolina	53 92	131	H Campbell	67 64	
						100	A California	69 90	146	A CSU Bakersfield	71 80	
									185	A Bethune-Cookman	52 73	
									191	N Penn St.	68 92	
									239	H High Point	58 78	
									248	A Col. of Charleston	78 85	
									260	A Delaware St.	54 64	
									265	H Winthrop	46 56	
									307	A UMES	63 65	
									308	H FIU	58 59	
									348	A LIU Brooklyn	61 59	
									349	H Florida A&M	66 57	
LAST 10 Division I												
185	A Bethune-Cookman	52 73	6	A Iowa	50 102							
307	A UMES	63 65	74	A North Carolina	53 92							
260	A Delaware St.	54 64	308	H FIU	58 59							
349	H Florida A&M	66 57	146	A CSU Bakersfield	71 80							
348	A LIU Brooklyn	61 59	191	N Penn St.	68 92							

Non-Div I Games: Washington Adventis83 48 Lincoln (PA) 53 68

N.C. Central

Loss, Non-Conf, S Site, H Home A Away N Neutral

N
C
S
t
a
t
e

NC State				Through Games Of Jan. 19, 2020							
Average RPI Win:	124	WON-LOST	WINNING	LAST 10	STRENGTH OF	OPP. STRENGTH	TEAM	ADJ.	CONF.	ADJ CONF.	
Average RPI Loss:	74	RECORD	PCT. RANK	GAMES	SCHEDULE	OF SCHEDULE	RPI	RPI	RPI	RPI	
DIV. I ONLY		17- 1	3	9-1	81	11	14	14	5	5	
DIV. I NON-CONF.		11- 0	1	3-0	178	44	18	18	3	3	
<hr/>											
TOTALS	RPI 1-25	RPI 26-50		W-L RECORDS	RPI 51-100		RPI 101-150		RPI 150+		
17- 1	2- 0	2- 0		OVERALL	3- 1		3- 0		7- 0		
11- 0	2- 0	2- 0		HOME	1- 0		2- 0		4- 0		
4- 1	0- 0	0- 0		AWAY	1- 1		1- 0		2- 0		
2- 0	0- 0	0- 0		NEUTRAL	1- 0		0- 0		1- 0		
<hr/>											
11- 0	1- 0	0- 0		NON-CONFERENCE	1- 0		2- 0		7- 0		
7- 0	1- 0	0- 0		HOME	0- 0		2- 0		4- 0		
2- 0	0- 0	0- 0		AWAY	0- 0		0- 0		2- 0		
2- 0	0- 0	0- 0		NEUTRAL	1- 0		0- 0		1- 0		
<hr/>											
6- 1	1- 0	2- 0		CONFERENCE	2- 1		1- 0		0- 0		
4- 0	1- 0	2- 0		HOME	1- 0		0- 0		0- 0		
2- 1	0- 0	0- 0		AWAY	1- 1		1- 0		0- 0		
0- 0	0- 0	0- 0		NEUTRAL	0- 0		0- 0		0- 0		
<hr/>											
RPI 1-25		Team's RPI: 14		RPI 26-50		RPI 51-100		RPI 101+			
RPI	S	Opponent	Score	RPI	S	Opponent	Score	RPI	S	Opponent	Score
18	H	Florida St.	68 51	30	H	Virginia Tech	76 69	52	N	Texas	84 73
20	H	Maryland	66 59	35	H	Virginia	80 60	59	H	Wake Forest	59 45
								74	A	North Carolina	60 66
								81	A	Boston College	72 54
								102 H N.C. A&T 80 44			
								107 H Elon 62 49			
								118 A Notre Dame 90 56			
								167 A Saint Mary's (CA) 87 70			
								187 A Hawaii 68 59			
								195 H Lamar University 81 40			
								202 H Chattanooga 74 38			
								239 H UNCW 80 40			
								246 H Maine 62 34			
								249 N North Texas 76 65			
<hr/>											
LAST 10 Division I											
59 H Wake Forest 59 45				30 H Virginia Tech 76 69							
18 H Florida St. 68 51				81 A Boston College 72 54							
118 A Notre Dame 90 56				202 H Chattanooga 74 38							
74 A North Carolina 60 66				107 H Elon 62 49							
35 H Virginia 80 60				20 H Maryland 66 59							

N
C
S
t
a
t
e

Non-Div I Games:

NC State

Average RPI Win:	325	WON-LOST	WINNING	LAST 10	STRENGTH OF	OPP. STRENGTH	TEAM	ADJ.	CONF.	ADJ CONF.
Average RPI Loss:	185	RECORD	PCT. RANK	GAMES	SCHEDULE	OF SCHEDULE	RPI	RPI	RPI	RPI
DIV. I ONLY	3- 14	317	2-8	244	337	324	324	16	16	
DIV. I NON-CONF.	3- 10	282	2-4	263	344	318	318	16	16	
TOTALS	RPI 1-25	RPI 26-50	W-L RECORDS	RPI 51-100	RPI 101-150	RPI 150+				
3- 14	0- 0	0- 0	OVERALL	0- 3	0- 2	3- 9				
2- 5	0- 0	0- 0	HOME	0- 1	0- 2	2- 2				
1- 9	0- 0	0- 0	AWAY	0- 2	0- 0	1- 7				
0- 0	0- 0	0- 0	NEUTRAL	0- 0	0- 0	0- 0				
3- 10	0- 0	0- 0	NON-CONFERENCE	0- 2	0- 1	3- 7				
2- 3	0- 0	0- 0	HOME	0- 1	0- 1	2- 1				
1- 7	0- 0	0- 0	AWAY	0- 1	0- 0	1- 6				
0- 0	0- 0	0- 0	NEUTRAL	0- 0	0- 0	0- 0				
0- 4	0- 0	0- 0	CONFERENCE	0- 1	0- 1	0- 2				
0- 2	0- 0	0- 0	HOME	0- 0	0- 1	0- 1				
0- 2	0- 0	0- 0	AWAY	0- 1	0- 0	0- 1				
0- 0	0- 0	0- 0	NEUTRAL	0- 0	0- 0	0- 0				

RPI 1-25				RPI 26-50				RPI 51-100				RPI 101+				Team's RPI: 324	
RPI	S	Opponent	Score	RPI	S	Opponent	Score	RPI	S	Opponent	Score	RPI	S	Opponent	Score		
								51	A	Colorado	57	80	108	H	Liberty	53	67
								89	H	Colgate	52	79	121	H	Penn	51	85
								94	A	North Florida	48	71	152	A	Cornell	44	68
													153	A	Columbia	43	99
													199	A	Binghamton	40	75
													220	A	Jacksonville	67	88
													245	H	Kennesaw St.	64	77
													251	A	Vermont	59	65
													268	A	Wagner	59	61
													305	H	St. Francis Brooklyn	88	69
													310	A	Air Force	48	68
													333	H	Fairleigh Dickinson	59	68
													335	H	Saint Peter's	76	73
													336	A	Hartford	61	52
LAST 10 Division I																	
				245	H	Kennesaw St.	64	77	153	A	Columbia	43	99				
				220	A	Jacksonville	67	88	251	A	Vermont	59	65				
				94	A	North Florida	48	71	333	H	Fairleigh Dickinson	59	68				
				108	H	Liberty	53	67	336	A	Hartford	61	52				
				199	A	Binghamton	40	75	335	H	Saint Peter's	76	73				

Non-Div I Games:

NJIT

■ Loss,
 ■ Non-Conf,
 ■ S Site,
 ■ H Home
 ■ A Away
 N Neutral

Average RPI Win: 233	WON-LOST	WINNING	LAST 10	STRENGTH OF	OPP. STRENGTH	TEAM	ADJ.	CONF.	ADJ CONF.
Average RPI Loss: 161	RECORD	PCT. RANK	GAMES	SCHEDULE	OF SCHEDULE	RPI	RPI	RPI	RPI
DIV. I ONLY	4- 12	292	1-9	146	269	271	271	15	15
DIV. I NON-CONF.	4- 6	212	1-3	291	258	272	272	15	15
TOTALS	RPI 1-25	RPI 26-50	W-L RECORDS	RPI 51-100	RPI 101-150	RPI 150+			
4- 12	0- 0	0- 0	OVERALL	0- 3	0- 3	4- 6			
3- 4	0- 0	0- 0	HOME	0- 1	0- 2	3- 1			
1- 8	0- 0	0- 0	AWAY	0- 2	0- 1	1- 5			
0- 0	0- 0	0- 0	NEUTRAL	0- 0	0- 0	0- 0			
4- 6	0- 0	0- 0	NON-CONFERENCE	0- 1	0- 0	4- 5			
3- 1	0- 0	0- 0	HOME	0- 0	0- 0	3- 1			
1- 5	0- 0	0- 0	AWAY	0- 1	0- 0	1- 4			
0- 0	0- 0	0- 0	NEUTRAL	0- 0	0- 0	0- 0			
0- 6	0- 0	0- 0	CONFERENCE	0- 2	0- 3	0- 1			
0- 3	0- 0	0- 0	HOME	0- 1	0- 2	0- 0			
0- 3	0- 0	0- 0	AWAY	0- 1	0- 1	0- 1			
0- 0	0- 0	0- 0	NEUTRAL	0- 0	0- 0	0- 0			

RPI 1-25				RPI 26-50				RPI 51-100				RPI 101+				Team's RPI: 271	
RPI	S	Opponent	Score	RPI	S	Opponent	Score	RPI	S	Opponent	Score	RPI	S	Opponent	Score		
								58	H	Bucknell	34	61	101	A	Lehigh	40	70
								74	A	North Carolina	40	80	101	H	Lehigh	53	60
								89	A	Colgate	55	80	137	H	Holy Cross	49	58
												171	A	Clemson	65	52	
												181	A	Saint Joseph's	40	49	
												204	H	La Salle	61	46	
												210	H	George Mason	58	67	
												237	A	Lafayette	52	79	
												242	A	Fairfield	52	66	
												245	H	Kennesaw St.	82	62	
												246	A	Maine	41	46	
												251	A	Vermont	56	64	
												310	H	Air Force	67	59	
LAST 10 Division I																	
237	A	Lafayette	52	79	101	A	Lehigh	40	70								
101	H	Lehigh	53	60	181	A	Saint Joseph's	40	49								
89	A	Colgate	55	80	210	H	George Mason	58	67								
58	H	Bucknell	34	61	242	A	Fairfield	52	66								
137	H	Holy Cross	49	58	204	H	La Salle	61	46								

Non-Div I Games: Stevenson 70 36

Navy

Nebraska

Through Games Of Jan. 19, 2020

Average RPI Win:	170	WON-LOST	WINNING	LAST 10	STRENGTH OF	OPP. STRENGTH	TEAM	ADJ.	CONF.	ADJ CONF.
Average RPI Loss:	42	RECORD	PCT. RANK	GAMES	SCHEDULE	OF SCHEDULE	RPI	RPI	RPI	RPI
DIV. I ONLY	14- 4	39	7-3	119	54	47	47	2	2	
DIV. I NON-CONF.	10- 1	19	3-0	309	113	103	103	2	2	
TOTALS	RPI 1-25	RPI 26-50	W-L RECORDS	RPI 51-100	RPI 101-150	RPI 150+				
14- 4	1- 2	1- 1	OVERALL	3- 1	2- 0	7- 0				
11- 1	1- 1	1- 0	HOME	2- 0	1- 0	6- 0				
1- 3	0- 1	0- 1	AWAY	0- 1	1- 0	0- 0				
2- 0	0- 0	0- 0	NEUTRAL	1- 0	0- 0	1- 0				
10- 1	0- 1	1- 0	NON-CONFERENCE	1- 0	1- 0	7- 0				
7- 1	0- 1	1- 0	HOME	0- 0	0- 0	6- 0				
1- 0	0- 0	0- 0	AWAY	0- 0	1- 0	0- 0				
2- 0	0- 0	0- 0	NEUTRAL	1- 0	0- 0	1- 0				
4- 3	1- 1	0- 1	CONFERENCE	2- 1	1- 0	0- 0				
4- 0	1- 0	0- 0	HOME	2- 0	1- 0	0- 0				
0- 3	0- 1	0- 1	AWAY	0- 1	0- 0	0- 0				
0- 0	0- 0	0- 0	NEUTRAL	0- 0	0- 0	0- 0				

RPI 1-25				RPI 26-50				Team's RPI: 47				RPI 51-100				RPI 101+			
RPI	S	Opponent	Score	RPI	S	Opponent	Score	RPI	S	Opponent	Score	RPI	S	Opponent	Score	RPI	S	Opponent	Score
6	H	Iowa	78 69	26	A	Rutgers	65 69	53	H	Minnesota	72 58	139	H	Wisconsin	65 50				
20	A	Maryland	69 87	49	H	Duke	83 79	56	H	Michigan	74 71	143	A	Missouri	90 85				
22	H	Creighton	74 79					76	N	Southern California	67 54	212	H	Manhattan	71 51				
								99	A	Michigan St.	70 78	236	H	Southern U.	73 39				
												244	H	Oral Roberts	77 67				
												274	N	Sacred Heart	72 49				
												277	H	Alabama A&M	68 46				
												290	H	Morgan St.	78 55				
												323	H	SIUE	63 49				
LAST 10 Division I																			
56	H	Michigan	74 71	99	A	Michigan St.	70 78	6	H	Iowa	78 69	212	H	Manhattan	71 51	244	H	Oral Roberts	77 67
20	A	Maryland	69 87					49	H	Duke	83 79								
26	A	Rutgers	65 69																
139	H	Wisconsin	65 50																
53	H	Minnesota	72 58																

Non-Div I Games:

Nebraska

■ Loss,
 ■ Non-Conf, S Site,
 ■ Home
 ■ Away
 N Neutral

Nevada

Through Games Of Jan. 19, 2020

Average RPI Win:	299	WON-LOST	WINNING	LAST 10	STRENGTH OF	OPP. STRENGTH	TEAM	ADJ.	CONF.	ADJ CONF.
Average RPI Loss:	171	RECORD	PCT. RANK	GAMES	SCHEDULE	OF SCHEDULE	RPI	RPI	RPI	RPI
DIV. I ONLY	8- 9	193	4-6	319	301	288	288	17	17	
DIV. I NON-CONF.	6- 4	122	2-2	323	324	236	236	24	24	
TOTALS	RPI 1-25	RPI 26-50	W-L RECORDS	RPI 51-100	RPI 101-150	RPI 150+				
8- 9	0- 0	0- 0	OVERALL	0- 2	0- 2	8- 5				
6- 3	0- 0	0- 0	HOME	0- 0	0- 1	6- 2				
1- 6	0- 0	0- 0	AWAY	0- 2	0- 1	1- 3				
1- 0	0- 0	0- 0	NEUTRAL	0- 0	0- 0	1- 0				
6- 4	0- 0	0- 0	NON-CONFERENCE	0- 1	0- 2	6- 1				
4- 1	0- 0	0- 0	HOME	0- 0	0- 1	4- 0				
1- 3	0- 0	0- 0	AWAY	0- 1	0- 1	1- 1				
1- 0	0- 0	0- 0	NEUTRAL	0- 0	0- 0	1- 0				
2- 5	0- 0	0- 0	CONFERENCE	0- 1	0- 0	2- 4				
2- 2	0- 0	0- 0	HOME	0- 0	0- 0	2- 2				
0- 3	0- 0	0- 0	AWAY	0- 1	0- 0	0- 2				
0- 0	0- 0	0- 0	NEUTRAL	0- 0	0- 0	0- 0				

RPI S	Opponent	Score	RPI S	Opponent	Score	RPI S	Opponent	Score	RPI S	Opponent	Score
						76	A Southern California	47 50	112	A Utah	62 68
						96	A Boise St.	40 54	148	H SFA	65 80
									154	H San Jose St.	70 72
									167	H Saint Mary's (CA)	78 72
									172	A Portland St.	75 80
									217	A Wyoming	59 83
									257	A Colorado St.	70 75
									272	H San Diego St.	70 69
									287	H Utah St.	69 60
									310	H Air Force	61 68
									317	A Utah Valley	60 57
									325	N UTRGV	62 57
									337	H Cal Poly	71 40
									338	H Sacramento St.	83 72
									346	H Chicago St.	80 60
LAST 10 Division I											
272	H	San Diego St.	70	69	257	A	Colorado St.	70	75		
217	A	Wyoming	59	83	337	H	Cal Poly	71	40		
287	H	Utah St.	69	60	325	N	UTRGV	62	57		
154	H	San Jose St.	70	72	76	A	Southern California	47	50		
96	A	Boise St.	40	54	112	A	Utah	62	68		

Non-Div I Games: Stanislaus St. 80 62

Nevada

Loss, Non-Conf, S Site, H Home A Away N Neutral

New Hampshire

Through Games Of Jan. 19, 2020

Average RPI Win:	327	WON-LOST	WINNING	LAST 10	STRENGTH OF	OPP. STRENGTH	TEAM	ADJ.	CONF.	ADJ CONF.
Average RPI Loss:	160	RECORD	PCT. RANK	GAMES	SCHEDULE	OF SCHEDULE	RPI	RPI	RPI	RPI
DIV. I ONLY	5- 12	271	4-6	258	275	281	281	28	28	
DIV. I NON-CONF.	2- 9	304	1-3	186	252	298	298	27	27	
TOTALS	RPI 1-25	RPI 26-50	W-L RECORDS	RPI 51-100	RPI 101-150	RPI 150+				
5- 12	0- 2	0- 0	OVERALL	0- 0	0- 3	5- 7				
2- 4	0- 0	0- 0	HOME	0- 0	0- 1	2- 3				
3- 8	0- 2	0- 0	AWAY	0- 0	0- 2	3- 4				
0- 0	0- 0	0- 0	NEUTRAL	0- 0	0- 0	0- 0				
2- 9	0- 2	0- 0	NON-CONFERENCE	0- 0	0- 2	2- 5				
1- 3	0- 0	0- 0	HOME	0- 0	0- 0	1- 3				
1- 6	0- 2	0- 0	AWAY	0- 0	0- 2	1- 2				
0- 0	0- 0	0- 0	NEUTRAL	0- 0	0- 0	0- 0				
3- 3	0- 0	0- 0	CONFERENCE	0- 0	0- 1	3- 2				
1- 1	0- 0	0- 0	HOME	0- 0	0- 1	1- 0				
2- 2	0- 0	0- 0	AWAY	0- 0	0- 0	2- 2				
0- 0	0- 0	0- 0	NEUTRAL	0- 0	0- 0	0- 0				

RPI 1-25				RPI 26-50				RPI 51-100				RPI 101+ Team's RPI: 281			
RPI	S	Opponent	Score	RPI	S	Opponent	Score	RPI	S	Opponent	Score	RPI	S	Opponent	Score
12	A	Baylor	29 97									103	H	Stony Brook	44 53
21	A	Princeton	37 77									123	A	Massachusetts	65 67
												137	A	Holy Cross	61 82
												156	A	Dartmouth	47 66
												184	A	Merrimack	54 64
												196	H	Boston U.	64 78
												225	A	UMass Lowell	53 58
												229	H	Brown	68 76
												246	A	Maine	50 67
												293	H	North Dakota St.	61 67
												316	A	Albany (NY)	48 47
												319	A	Bryant	68 56
												320	A	UMBC	72 63
												336	H	Hartford	72 71
												344	H	Central Conn. St.	70 59
LAST 10 Division I															
320	A	UMBC	72 63	225	A	UMass Lowell	53 58								
316	A	Albany (NY)	48 47	21	A	Princeton	37 77								
103	H	Stony Brook	44 53	137	A	Holy Cross	61 82								
246	A	Maine	50 67	156	A	Dartmouth	47 66								
336	H	Hartford	72 71	344	H	Central Conn. St.	70 59								

Non-Div I Games: Wheaton (MA) 89 44

New Hampshire

■ Loss,
 ■ Non-Conf,
 ■ S Site,
 ■ H Home
 ■ A Away
 N Neutral

Non-Conference				Through Games of Jan. 15, 1910						
Average RPI Win:	225	WON-LOST	WINNING	LAST 10	STRENGTH OF	OPP. STRENGTH	TEAM	ADJ.	CONF.	ADJ CONF.
Average RPI Loss:	127	RECORD	PCT. RANK	GAMES	SCHEDULE	OF SCHEDULE	RPI	RPI	RPI	RPI
DIV. I ONLY	10- 9	168	4-6	161	180	178	178	17	17	
DIV. I NON-CONF.	8- 4	90	2-3	166	140	118	118	24	24	

TOTALS	RPI 1-25		RPI 26-50		W-L RECORDS		RPI 51-100		RPI 101-150	RPI 150+
10- 9	0- 0		0- 2		OVERALL		0- 3		2- 0	8- 4
6- 5	0- 0		0- 0		HOME		0- 1		1- 0	5- 4
3- 3	0- 0		0- 1		AWAY		0- 2		0- 0	3- 0
1- 1	0- 0		0- 1		NEUTRAL		0- 0		1- 0	0- 0
8- 4	0- 0		0- 2		NON-CONFERENCE		0- 1		2- 0	6- 1
5- 2	0- 0		0- 0		HOME		0- 1		1- 0	4- 1
2- 1	0- 0		0- 1		AWAY		0- 0		0- 0	2- 0
1- 1	0- 0		0- 1		NEUTRAL		0- 0		1- 0	0- 0
2- 5	0- 0		0- 0		CONFERENCE		0- 2		0- 0	2- 3
1- 3	0- 0		0- 0		HOME		0- 0		0- 0	1- 3
1- 2	0- 0		0- 0		AWAY		0- 2		0- 0	1- 0
0- 0	0- 0		0- 0		NEUTRAL		0- 0		0- 0	0- 0

RPI 1-25				RPI 26-50				RPI 51-100				RPI 101+				Team's RPI: 178	
RPI	S	Opponent	Score	RPI	S	Opponent	Score	RPI	S	Opponent	Score	RPI	S	Opponent	Score		
				28	A	Arizona St.	47 84	80	H	Ball St.	57 70	110	H	Providence	86 68		
				29	N	West Virginia	60 73	93	A	Fresno St.	81 84	143	N	Missouri	71 68		
								96	A	Boise St.	82 83	154	H	San Jose St.	80 81		
												157	H	Houston	81 71		
												194	H	UNLV	51 68		
												206	A	UTEP	93 78		
												211	H	Northern Ariz.	83 76		
												217	H	Wyoming	66 73		
												235	H	UC Riverside	80 70		
												254	H	LMU (CA)	72 73		
												257	H	Colorado St.	73 62		
												309	A	New Mexico St.	86 67		
												309	H	New Mexico St.	107 53		
												310	A	Air Force	75 53		
LAST 10 Division I																	
				194	H	UNLV	51 68	80	H	Ball St.	57 70						
				257	H	Colorado St.	73 62	254	H	LMU (CA)	72 73						
				310	A	Air Force	75 53	110	H	Providence	86 68						
				93	A	Fresno St.	81 84	309	H	New Mexico St.	107 53						
				154	H	San Jose St.	80 81	28	A	Arizona St.	47 84						

Non-Div I Games:	Northern N.M.	92	44
------------------	---------------	----	----

New Mexico

■ Loss, ■ Non-Conf, S Site, H Home A Away N Neutral

Average RPI Win:	317	WON-LOST	WINNING	LAST 10	STRENGTH OF	OPP. STRENGTH	TEAM	ADJ.	CONF.	ADJ CONF.
Average RPI Loss:	200	RECORD	PCT. RANK	GAMES	SCHEDULE	OF SCHEDULE	RPI	RPI	RPI	RPI
DIV. I ONLY	5- 12	271	4-6	270	336	309	309	32	32	
DIV. I NON-CONF.	2- 10	313	1-4	184	304	312	312	32	32	
TOTALS	RPI 1-25	RPI 26-50	W-L RECORDS	RPI 51-100	RPI 101-150	RPI 150+				
5- 12	0- 0	0- 1	OVERALL	0- 0	0- 2	5- 9				
3- 6	0- 0	0- 1	HOME	0- 0	0- 0	3- 5				
2- 4	0- 0	0- 0	AWAY	0- 0	0- 1	2- 3				
0- 2	0- 0	0- 0	NEUTRAL	0- 0	0- 1	0- 1				
2- 10	0- 0	0- 1	NON-CONFERENCE	0- 0	0- 2	2- 7				
1- 5	0- 0	0- 1	HOME	0- 0	0- 0	1- 4				
1- 3	0- 0	0- 0	AWAY	0- 0	0- 1	1- 2				
0- 2	0- 0	0- 0	NEUTRAL	0- 0	0- 1	0- 1				
3- 2	0- 0	0- 0	CONFERENCE	0- 0	0- 0	3- 2				
2- 1	0- 0	0- 0	HOME	0- 0	0- 0	2- 1				
1- 1	0- 0	0- 0	AWAY	0- 0	0- 0	1- 1				
0- 0	0- 0	0- 0	NEUTRAL	0- 0	0- 0	0- 0				

RPI 1-25			RPI 26-50			RPI 51-100			RPI 101+			Team's RPI: 309
RPI	S	Opponent	Score	RPI	S	Opponent	Score	RPI	S	Opponent	Score	
				28	H	Arizona St.	47 70					
								115	A	Abilene Christian	54 67	
								129	N	Western Mich.	76 79	
								178	A	New Mexico	53 107	
								178	H	New Mexico	67 86	
								206	A	UTEP	45 65	
								206	H	UTEP	57 63	
								226	A	UMKC	52 56	
								235	H	UC Riverside	58 60	
								261	H	Pepperdine	69 72	
								295	A	Denver	78 75	
								300	H	Weber St.	77 47	
								303	H	California Baptist	57 56	
								317	H	Utah Valley	54 58	
								318	N	Georgia St.	51 59	
								343	H	Seattle U	83 65	
								346	A	Chicago St.	73 60	
LAST 10 Division I												
343	H	Seattle U	83 65	115	A	Abilene Christian	54 67					
317	H	Utah Valley	54 58	28	H	Arizona St.	47 70					
226	A	UMKC	52 56	178	A	New Mexico	53 107					
346	A	Chicago St.	73 60	300	H	Weber St.	77 47					
303	H	California Baptist	57 56	129	N	Western Mich.	76 79					

Non-Div I Games: Western N.M. 75 56

New Mexico St.

■ Loss,
 ■ Non-Conf,
 ■ S Site,
 ■ H Home
 ■ A Away
 N Neutral

New Orleans

Through Games Of Jan. 19, 2020

Average RPI Win:	239	WON-LOST	WINNING	LAST 10	STRENGTH OF	OPP. STRENGTH	TEAM	ADJ.	CONF.	ADJ CONF.
Average RPI Loss:	115	RECORD	PCT. RANK	GAMES	SCHEDULE	OF SCHEDULE	RPI	RPI	RPI	RPI
DIV. I ONLY	7- 7	169	6-4	88	295	122	122	25	25	
DIV. I NON-CONF.	2- 5	259	1-2	55	194	166	166	22	22	
TOTALS	RPI 1-25	RPI 26-50	W-L RECORDS	RPI 51-100	RPI 101-150	RPI 150+				
7- 7	0- 1	0- 1	OVERALL	0- 1	1- 3	6- 1				
3- 2	0- 0	0- 0	HOME	0- 0	1- 2	2- 0				
4- 5	0- 1	0- 1	AWAY	0- 1	0- 1	4- 1				
0- 0	0- 0	0- 0	NEUTRAL	0- 0	0- 0	0- 0				
2- 5	0- 1	0- 1	NON-CONFERENCE	0- 1	0- 1	2- 1				
1- 1	0- 0	0- 0	HOME	0- 0	0- 1	1- 0				
1- 4	0- 1	0- 1	AWAY	0- 1	0- 0	1- 1				
0- 0	0- 0	0- 0	NEUTRAL	0- 0	0- 0	0- 0				
5- 2	0- 0	0- 0	CONFERENCE	0- 0	1- 2	4- 0				
2- 1	0- 0	0- 0	HOME	0- 0	1- 1	1- 0				
3- 1	0- 0	0- 0	AWAY	0- 0	0- 1	3- 0				
0- 0	0- 0	0- 0	NEUTRAL	0- 0	0- 0	0- 0				

RPI S	Opponent	Score	RPI S	Opponent	Score	RPI S	Opponent	Score	RPI S	Opponent	Score	Team's RPI: 122
25	A LSU	49 83	36	A Arkansas	52 82	64	A Iowa St.	53 71	115	A Abilene Christian	62 76	
									125	H Louisiana	60 65	
									148	H SFA	53 50	
									150	H Sam Houston St.	46 78	
									192	H North Dakota	79 73	
									195	A Lamar University	62 57	
									221	A Central Ark.	49 37	
									273	A Ole Miss	69 64	
									291	A Texas St.	49 51	
									313	H McNeese	78 59	
									331	A Incarnate Word	67 55	
LAST 10 Division I												
313	H McNeese	78 59	192	H North Dakota	79 73							
331	A Incarnate Word	67 55	150	H Sam Houston St.	46 78							
221	A Central Ark.	49 37	115	A Abilene Christian	62 76							
148	H SFA	53 50	64	A Iowa St.	53 71							
195	A Lamar University	62 57	291	A Texas St.	49 51							

Non-Div I Games: Pensacola Christian91 31 Tougaloo 91 69









































New Orleans

Loss, Non-Conf, S Site, H Home A Away N Neutral

Niagara





Through Games Of Jan. 19, 2020

Average RPI Win: 282	WON-LOST	WINNING	LAST 10	STRENGTH OF	OPP. STRENGTH	TEAM	ADJ.	CONF.	ADJ CONF.
Average RPI Loss: 144	RECORD	PCT. RANK	GAMES	SCHEDULE	OF SCHEDULE	RPI	RPI	RPI	RPI
DIV. I ONLY	5- 10	258	5-5	176	278	218	218	24	24
DIV. I NON-CONF.	2- 7	288	2-2	146	314	257	257	25	25
TOTALS	RPI 1-25	RPI 26-50	W-L RECORDS	RPI 51-100	RPI 101-150	RPI 150+			
5- 10	0- 0	0- 1	OVERALL	0- 4	0- 0	5- 5			
2- 2	0- 0	0- 0	HOME	0- 2	0- 0	2- 0			
3- 8	0- 0	0- 1	AWAY	0- 2	0- 0	3- 5			
0- 0	0- 0	0- 0	NEUTRAL	0- 0	0- 0	0- 0			
2- 7	0- 0	0- 1	NON-CONFERENCE	0- 2	0- 0	2- 4			
1- 1	0- 0	0- 0	HOME	0- 1	0- 0	1- 0			
1- 6	0- 0	0- 1	AWAY	0- 1	0- 0	1- 4			
0- 0	0- 0	0- 0	NEUTRAL	0- 0	0- 0	0- 0			
3- 3	0- 0	0- 0	CONFERENCE	0- 2	0- 0	3- 1			
1- 1	0- 0	0- 0	HOME	0- 1	0- 0	1- 0			
2- 2	0- 0	0- 0	AWAY	0- 1	0- 0	2- 1			
0- 0	0- 0	0- 0	NEUTRAL	0- 0	0- 0	0- 0			

RPI S	Opponent	Score	RPI S	Opponent	Score	RPI S	Opponent	Score	RPI S	Opponent	Score	Team's RPI: 218
			26  Rutgers		37  87	77  Buffalo		67  81	152  Cornell		59  82	
						79  Marist		67  94	199  Binghamton		55  74	
						89  Colgate		72  85	203  Iona		63 57	
						90  Rider		75  79	212  Manhattan		65  68	
									234  Howard		42  91	
									267  Oakland		77 63	
									278  St. Bonaventure		67  71	
									285  Monmouth		73 70	
									311  Siena		68 61	
									342  Coppin St.		82 67	
LAST 10 Division I												
			285  Monmouth		73 70	90  Rider		75  79				
			203  Iona		63 57	342  Coppin St.		82 67				
			79  Marist		67  94	234  Howard		42  91				
			311  Siena		68 61	89  Colgate		72  85				
			212  Manhattan		65  68	267  Oakland		77 63				

Non-Div I Games:

Niagara

 Loss,
  Non-Conf,
 S Site,
  Home
  Away
 N Neutral

Average RPI Win: 297	WON-LOST	WINNING	LAST 10	STRENGTH OF	OPP. STRENGTH	TEAM	ADJ.	CONF.	ADJ CONF.
Average RPI Loss: 156	RECORD	PCT. RANK	GAMES	SCHEDULE	OF SCHEDULE	RPI	RPI	RPI	RPI
DIV. I ONLY	2- 13	329	2-8	177	255	304	304	25	25
DIV. I NON-CONF.	1- 6	318	1-1	59	76	244	244	22	22
TOTALS	RPI 1-25	RPI 26-50	W-L RECORDS	RPI 51-100	RPI 101-150	RPI 150+			
2- 13	0- 3	0- 0	OVERALL	0- 1	0- 3	2- 6			
1- 3	0- 0	0- 0	HOME	0- 0	0- 1	1- 2			
1- 9	0- 3	0- 0	AWAY	0- 0	0- 2	1- 4			
0- 1	0- 0	0- 0	NEUTRAL	0- 1	0- 0	0- 0			
1- 6	0- 3	0- 0	NON-CONFERENCE	0- 1	0- 1	1- 1			
1- 0	0- 0	0- 0	HOME	0- 0	0- 0	1- 0			
0- 5	0- 3	0- 0	AWAY	0- 0	0- 1	0- 1			
0- 1	0- 0	0- 0	NEUTRAL	0- 1	0- 0	0- 0			
1- 7	0- 0	0- 0	CONFERENCE	0- 0	0- 2	1- 5			
0- 3	0- 0	0- 0	HOME	0- 0	0- 1	0- 2			
1- 4	0- 0	0- 0	AWAY	0- 0	0- 1	1- 3			
0- 0	0- 0	0- 0	NEUTRAL	0- 0	0- 0	0- 0			

RPI 1-25				RPI 26-50				RPI 51-100				RPI 101+ Team's RPI: 304			
RPI	S	Opponent	Score	RPI	S	Opponent	Score	RPI	S	Opponent	Score	RPI	S	Opponent	Score
11	A	Indiana	47 111					94	N	North Florida	61 64	115	H	Abilene Christian	84 95
24	A	TCU	47 72									126	A	Rice	47 71
25	A	LSU	32 63									150	A	Sam Houston St.	71 87
												177	A	A&M-Corpus Christi	49 55
												195	H	Lamar University	78 84
												220	A	Jacksonville	55 72
												221	H	Central Ark.	46 53
												247	A	Southeastern La.	67 65
												331	A	Incarinate Word	51 53
												345	A	Northwestern St.	54 58
												347	H	La.-Monroe	74 59
LAST 10 Division I															
221	H	Central Ark.	46 53	331	A	Incarinate Word	51 53								
345	A	Northwestern St.	54 58	115	H	Abilene Christian	84 95								
247	A	Southeastern La.	67 65	177	A	A&M-Corpus Christi	49 55								
195	H	Lamar University	78 84	347	H	La.-Monroe	74 59								
150	A	Sam Houston St.	71 87	25	A	LSU	32 63								

Non-Div I Games: Southern-N.O. 94 61 Paul Quinn 101 68

Nicholls St.

Loss, Non-Conf, S Site, H Home A Away N Neutral

Non-Conference				Through Games of Jan. 15, 1910						
Average RPI Win:	231	WON-LOST	WINNING	LAST 10	STRENGTH OF	OPP. STRENGTH	TEAM	ADJ.	CONF.	ADJ CONF.
Average RPI Loss:	144	RECORD	PCT. RANK	GAMES	SCHEDULE	OF SCHEDULE	RPI	RPI	RPI	RPI
DIV. I ONLY	9- 7	139	6-4	211	243	169	169	30	30	
DIV. I NON-CONF.	5- 7	205	2-4	145	222	192	192	31	31	

TOTALS	RPI 1-25	RPI 26-50		W-L RECORDS		RPI 51-100	RPI 101-150	RPI 150+		
9- 7	0- 0	0- 1		OVERALL		1- 0	0- 3	8- 3		
4- 3	0- 0	0- 0		HOME		0- 0	0- 2	4- 1		
4- 3	0- 0	0- 0		AWAY		0- 0	0- 1	4- 2		
1- 1	0- 0	0- 1		NEUTRAL		1- 0	0- 0	0- 0		
5- 7	0- 0	0- 1		NON-CONFERENCE		1- 0	0- 3	4- 3		
2- 3	0- 0	0- 0		HOME		0- 0	0- 2	2- 1		
2- 3	0- 0	0- 0		AWAY		0- 0	0- 1	2- 2		
1- 1	0- 0	0- 1		NEUTRAL		1- 0	0- 0	0- 0		
4- 0	0- 0	0- 0		CONFERENCE		0- 0	0- 0	4- 0		
2- 0	0- 0	0- 0		HOME		0- 0	0- 0	2- 0		
2- 0	0- 0	0- 0		AWAY		0- 0	0- 0	2- 0		
0- 0	0- 0	0- 0		NEUTRAL		0- 0	0- 0	0- 0		

RPI 1-25				RPI 26-50				RPI 51-100				RPI 101+				Team's RPI: 169	
RPI	S	Opponent	Score	RPI	S	Opponent	Score	RPI	S	Opponent	Score	RPI	S	Opponent	Score		
				29	N	West Virginia	55 72	94	N	North Florida	57 54	108	H	Liberty	48 67		
												130	A	Richmond	69 77		
												132	H	Robert Morris	62 69		
												160	A	William & Mary	56 65		
												173	A	Hampton	77 56		
												185	H	Bethune-Cookman	61 51		
												204	H	La Salle	52 55		
												220	A	Jacksonville	71 64		
												234	A	Howard	83 80		
												239	H	High Point	72 58		
												243	A	Marshall	69 75		
												286	H	Longwood	49 46		
												307	H	UMES	68 45		
												342	A	Coppin St.	85 48		
LAST 10 Division I																	
				307	H	UMES	68 45	160	A	William & Mary	56 65						
				234	A	Howard	83 80	132	H	Robert Morris	62 69						
				342	A	Coppin St.	85 48	29	N	West Virginia	55 72						
				185	H	Bethune-Cookman	61 51	173	A	Hampton	77 56						
				130	A	Richmond	69 77	286	H	Longwood	49 46						

Non-Div I Games: Virginia-Lynchburg 123 48

Norfolk St.

Loss, Non-Conf, S Site, H Home A Away N Neutral

Average RPI Win:	263	WON-LOST	WINNING	LAST 10	STRENGTH OF	OPP. STRENGTH	TEAM	ADJ.	CONF.	ADJ CONF.
Average RPI Loss:	66	RECORD	PCT. RANK	GAMES	SCHEDULE	OF SCHEDULE	RPI	RPI	RPI	RPI
DIV. I ONLY	11- 4	59	8-2	327	202	166	166	16	16	
DIV. I NON-CONF.	7- 3	80	4-1	348	286	238	238	16	16	
TOTALS	RPI 1-25	RPI 26-50	W-L RECORDS	RPI 51-100	RPI 101-150	RPI 150+				
11- 4	0- 1	0- 1	OVERALL	1- 1	1- 0	9- 1				
3- 2	0- 0	0- 1	HOME	1- 0	0- 0	2- 1				
4- 2	0- 1	0- 0	AWAY	0- 1	1- 0	3- 0				
4- 0	0- 0	0- 0	NEUTRAL	0- 0	0- 0	4- 0				
7- 3	0- 1	0- 0	NON-CONFERENCE	0- 1	0- 0	7- 1				
1- 1	0- 0	0- 0	HOME	0- 0	0- 0	1- 1				
2- 2	0- 1	0- 0	AWAY	0- 1	0- 0	2- 0				
4- 0	0- 0	0- 0	NEUTRAL	0- 0	0- 0	4- 0				
4- 1	0- 0	0- 1	CONFERENCE	1- 0	1- 0	2- 0				
2- 1	0- 0	0- 1	HOME	1- 0	0- 0	1- 0				
2- 0	0- 0	0- 0	AWAY	0- 0	1- 0	1- 0				
0- 0	0- 0	0- 0	NEUTRAL	0- 0	0- 0	0- 0				

RPI 1-25				RPI 26-50				RPI 51-100				RPI 101+				Team's RPI: 166
RPI	S	Opponent	Score	RPI	S	Opponent	Score	RPI	S	Opponent	Score	RPI	S	Opponent	Score	
6	A	Iowa	81 86	31	H	FGCU	63 74	64	A	Iowa St.	72 80	108	A	Liberty	76 71	
								94	H	North Florida	54 51	163	H	Samford	63 79	
												220	H	Jacksonville	76 65	
												255	A	Lipscomb	84 72	
												266	N	UC Irvine	88 60	
												277	N	Alabama A&M	80 65	
												314	A	Alabama St.	81 60	
												323	N	SIUE	85 67	
												334	A	Tennessee St.	88 63	
												350	N	South Carolina St.	99 46	
												351	H	Mississippi Val.	86 60	
LAST 10 Division I																
				31	H	FGCU	63 74	64	A	Iowa St.	72 80					
				108	A	Liberty	76 71	350	N	South Carolina St.	99 46					
				255	A	Lipscomb	84 72	323	N	SIUE	85 67					
				220	H	Jacksonville	76 65	314	A	Alabama St.	81 60					
				94	H	North Florida	54 51	266	N	UC Irvine	88 60					

Non-Div I Games: Virginia-Lynchburg 128 26 Oakwood 120 38

North Ala.

■ Loss,
 ■ Non-Conf, S Site,
 ■ Home
 ■ Away
 N Neutral

North Carolina

Through Games Of Jan. 19, 2020

Average RPI Win:	180	WON-LOST	WINNING	LAST 10	STRENGTH OF	OPP. STRENGTH	TEAM	ADJ.	CONF.	ADJ CONF.
Average RPI Loss:	32	RECORD	PCT. RANK	GAMES	SCHEDULE	OF SCHEDULE	RPI	RPI	RPI	RPI
DIV. I ONLY	13- 5	62	5-5	165	8	74	74	5	5	
DIV. I NON-CONF.	9- 2	39	1-2	315	42	129	129	3	3	
TOTALS	RPI 1-25	RPI 26-50	W-L RECORDS	RPI 51-100	RPI 101-150	RPI 150+				
13- 5	1- 2	2- 2	OVERALL	1- 1	3- 0	6- 0				
9- 2	1- 1	1- 1	HOME	0- 0	2- 0	5- 0				
1- 3	0- 1	1- 1	AWAY	0- 1	0- 0	0- 0				
3- 0	0- 0	0- 0	NEUTRAL	1- 0	1- 0	1- 0				
9- 2	0- 0	0- 1	NON-CONFERENCE	1- 1	3- 0	5- 0				
6- 1	0- 0	0- 1	HOME	0- 0	2- 0	4- 0				
0- 1	0- 0	0- 0	AWAY	0- 1	0- 0	0- 0				
3- 0	0- 0	0- 0	NEUTRAL	1- 0	1- 0	1- 0				
4- 3	1- 2	2- 1	CONFERENCE	0- 0	0- 0	1- 0				
3- 1	1- 1	1- 0	HOME	0- 0	0- 0	1- 0				
1- 2	0- 1	1- 1	AWAY	0- 0	0- 0	0- 0				
0- 0	0- 0	0- 0	NEUTRAL	0- 0	0- 0	0- 0				

RPI S	Opponent	Score	RPI S	Opponent	Score	RPI S	Opponent	Score	RPI S	Opponent	Score
1	H Louisville	67 74	30	A Virginia Tech	70 76	57	N Temple	71 58	107	H Elon	76 46
14	H NC State	66 60	35	A Virginia	65 47	68	A Alabama	77 83	135	H Illinois	85 60
18	A Florida St.	64 78	45	H Yale	63 66				143	N Missouri	82 69
			50	H Miami (FL)	78 58				239	N UNCW	85 45
									271	H Navy	80 40
									302	H Pittsburgh	70 62
									326	H N.C. Central	92 53
									328	H Western Caro.	92 55
									339	H Charleston So.	85 54
LAST 10 Division I											
1	H Louisville	67 74	35	A Virginia	65 47						
50	H Miami (FL)	78 58	302	H Pittsburgh	70 62						
18	A Florida St.	64 78	45	H Yale	63 66						
14	H NC State	66 60	239	N UNCW	85 45						
30	A Virginia Tech	70 76	68	A Alabama	77 83						

Non-Div I Games:

North Carolina

Loss, Non-Conf, S Site, H Home A Away N Neutral

North Dakota

Through Games Of Jan. 19, 2020

Average RPI Win:	277	WON-LOST	WINNING	LAST 10	STRENGTH OF	OPP. STRENGTH	TEAM	ADJ.	CONF.	ADJ CONF.
Average RPI Loss:	153	RECORD	PCT. RANK	GAMES	SCHEDULE	OF SCHEDULE	RPI	RPI	RPI	RPI
DIV. I ONLY	10- 7	123	5-5	322	230	192	192	20	20	
DIV. I NON-CONF.	7- 4	100	2-2	272	271	135	135	19	19	
TOTALS	RPI 1-25	RPI 26-50	W-L RECORDS	RPI 51-100	RPI 101-150	RPI 150+				
10- 7	0- 0	0- 1	OVERALL	0- 2	1- 1	9- 3				
4- 1	0- 0	0- 0	HOME	0- 1	1- 0	3- 0				
6- 6	0- 0	0- 1	AWAY	0- 1	0- 1	6- 3				
0- 0	0- 0	0- 0	NEUTRAL	0- 0	0- 0	0- 0				
7- 4	0- 0	0- 1	NON-CONFERENCE	0- 1	1- 1	6- 1				
2- 1	0- 0	0- 0	HOME	0- 1	1- 0	1- 0				
5- 3	0- 0	0- 1	AWAY	0- 0	0- 1	5- 1				
0- 0	0- 0	0- 0	NEUTRAL	0- 0	0- 0	0- 0				
3- 3	0- 0	0- 0	CONFERENCE	0- 1	0- 0	3- 2				
2- 0	0- 0	0- 0	HOME	0- 0	0- 0	2- 0				
1- 3	0- 0	0- 0	AWAY	0- 1	0- 0	1- 2				
0- 0	0- 0	0- 0	NEUTRAL	0- 0	0- 0	0- 0				

RPI S	Opponent	Score	RPI S	Opponent	Score	RPI S	Opponent	Score	RPI S	Opponent	Score	Team's RPI: 192
42	A Arizona	42 74	78	H Illinois St.	58 66	122	A New Orleans	73 79				
			82	A South Dakota St.	64 99	142	H Rhode Island	67 61				
						183	H Valparaiso	65 63				
						209	A SMU	51 66				
						244	A Oral Roberts	52 75				
						275	H Omaha	63 57				
						276	A Grand Canyon	78 76				
						283	A Milwaukee	66 58				
						293	A North Dakota St.	82 92				
						295	A Denver	90 82				
						296	A Ga. Southern	69 56				
						329	H Purdue Fort Wayne	91 85				
						339	A Charleston So.	73 57				
						350	A South Carolina St.	95 53				
LAST 10 Division I												
293	A North Dakota St.	82 92	295	A Denver	90 82							
82	A South Dakota St.	64 99	122	A New Orleans	73 79							
244	A Oral Roberts	52 75	283	A Milwaukee	66 58							
275	H Omaha	63 57	209	A SMU	51 66							
329	H Purdue Fort Wayne	91 85	339	A Charleston So.	73 57							

Non-Div I Games: Northland 118 35 Mayville St. 83 52

North Dakota

Loss, Non-Conf, S Site, H Home A Away N Neutral

Average RPI Win:	237	WON-LOST	WINNING	LAST 10	STRENGTH OF	OPP. STRENGTH	TEAM	ADJ.	CONF.	ADJ CONF.
Average RPI Loss:	144	RECORD	PCT. RANK	GAMES	SCHEDULE	OF SCHEDULE	RPI	RPI	RPI	RPI
DIV. I ONLY	2- 13	329	2-8	135	174	293	293	20	20	
DIV. I NON-CONF.	1- 9	326	1-4	138	103	294	294	19	19	
TOTALS	RPI 1-25	RPI 26-50	W-L RECORDS	RPI 51-100	RPI 101-150	RPI 150+				
2- 13	0- 1	0- 2	OVERALL	0- 2	0- 2	2- 6				
1- 7	0- 0	0- 1	HOME	0- 1	0- 1	1- 4				
1- 6	0- 1	0- 1	AWAY	0- 1	0- 1	1- 2				
0- 0	0- 0	0- 0	NEUTRAL	0- 0	0- 0	0- 0				
1- 9	0- 1	0- 1	NON-CONFERENCE	0- 2	0- 2	1- 3				
0- 5	0- 0	0- 0	HOME	0- 1	0- 1	0- 3				
1- 4	0- 1	0- 1	AWAY	0- 1	0- 1	1- 0				
0- 0	0- 0	0- 0	NEUTRAL	0- 0	0- 0	0- 0				
1- 4	0- 0	0- 1	CONFERENCE	0- 0	0- 0	1- 3				
1- 2	0- 0	0- 1	HOME	0- 0	0- 0	1- 1				
0- 2	0- 0	0- 0	AWAY	0- 0	0- 0	0- 2				
0- 0	0- 0	0- 0	NEUTRAL	0- 0	0- 0	0- 0				

RPI 1-25				RPI 26-50				RPI 51-100				RPI 101+ Team's RPI: 293			
RPI	S	Opponent	Score	RPI	S	Opponent	Score	RPI	S	Opponent	Score	RPI	S	Opponent	Score
22	A	Creighton	59 70	43	H	South Dakota	36 80	64	H	Iowa St.	58 86	139	H	Wisconsin	63 64
				48	A	UNI	63 95	72	A	Bradley	64 70	140	A	Northeastern	61 72
												183	H	Valparaiso	54 66
												190	H	Northern Ill.	68 74
												192	H	North Dakota	92 82
												216	H	Western Ill.	78 79
												217	H	Wyoming	57 66
												244	A	Oral Roberts	62 70
												281	A	New Hampshire	67 61
												295	A	Denver	82 91
LAST 10 Division I															
192	H	North Dakota	92 82	139	H	Wisconsin	63 64								
43	H	South Dakota	36 80	72	A	Bradley	64 70								
244	A	Oral Roberts	62 70	281	A	New Hampshire	67 61								
216	H	Western Ill.	78 79	140	A	Northeastern	61 72								
295	A	Denver	82 91	217	H	Wyoming	57 66								

Non-Div I Games: Waldorf 92 26 Mayville St. 97 59

North Dakota St.

North Florida

Through Games Of Jan. 19, 2020

Average RPI Win:	241	WON-LOST	WINNING	LAST 10	STRENGTH OF	OPP. STRENGTH	TEAM	ADJ.	CONF.	ADJ CONF.
Average RPI Loss:	83	RECORD	PCT. RANK	GAMES	SCHEDULE	OF SCHEDULE	RPI	RPI	RPI	RPI
DIV. I ONLY	7- 8	198	5-5	51	198	94	94	16	16	
DIV. I NON-CONF.	5- 6	187	3-3	60	134	84	84	16	16	
TOTALS	RPI 1-25	RPI 26-50	W-L RECORDS	RPI 51-100	RPI 101-150	RPI 150+				
7- 8	0- 2	0- 2	OVERALL	1- 1	1- 1	5- 2				
2- 1	0- 0	0- 1	HOME	0- 0	1- 0	1- 0				
3- 5	0- 2	0- 1	AWAY	0- 0	0- 1	3- 1				
2- 2	0- 0	0- 0	NEUTRAL	1- 1	0- 0	1- 1				
5- 6	0- 2	0- 1	NON-CONFERENCE	1- 1	1- 1	3- 1				
1- 0	0- 0	0- 0	HOME	0- 0	1- 0	0- 0				
2- 4	0- 2	0- 1	AWAY	0- 0	0- 1	2- 0				
2- 2	0- 0	0- 0	NEUTRAL	1- 1	0- 0	1- 1				
2- 2	0- 0	0- 1	CONFERENCE	0- 0	0- 0	2- 1				
1- 1	0- 0	0- 1	HOME	0- 0	0- 0	1- 0				
1- 1	0- 0	0- 0	AWAY	0- 0	0- 0	1- 1				
0- 0	0- 0	0- 0	NEUTRAL	0- 0	0- 0	0- 0				

RPI 1-25				RPI 26-50				RPI 51-100				RPI 101+			
RPI	S	Opponent	Score	RPI	S	Opponent	Score	RPI	S	Opponent	Score	RPI	S	Opponent	Score
11	A	Indiana	45 72	31	H	FGCU	50 72	79	N	Marist	54 69	137	H	Holy Cross	80 60
18	A	Florida St.	41 70	50	A	Miami (FL)	55 78	90	N	Rider	80 70	139	A	Wisconsin	62 75
												166	A	North Ala.	51 54
												169	N	Norfolk St.	54 57
												245	A	Kennesaw St.	64 55
												277	A	Alabama A&M	73 64
												304	N	Nicholls St.	64 61
												308	A	FIU	64 49
												324	H	NJIT	71 48
LAST 10 Division I															
31	H	FGCU	50 72	18	A	Florida St.	41 70								
324	H	NJIT	71 48	11	A	Indiana	45 72								
245	A	Kennesaw St.	64 55	304	N	Nicholls St.	64 61								
166	A	North Ala.	51 54	169	N	Norfolk St.	54 57								
137	H	Holy Cross	80 60	90	N	Rider	80 70								

Non-Div I Games: Warner 110 46 Edward Waters 80 51

North Florida

Loss, Non-Conf, S Site, H Home A Away N Neutral

North Texas

Through Games Of Jan. 19, 2020

Average RPI Win:	212	WON-LOST	WINNING	LAST 10	STRENGTH OF	OPP. STRENGTH	TEAM	ADJ.	CONF.	ADJ CONF.
Average RPI Loss:	170	RECORD	PCT. RANK	GAMES	SCHEDULE	OF SCHEDULE	RPI	RPI	RPI	RPI
DIV. I ONLY	6- 9	224	4-6	196	227	249	249	13	13	
DIV. I NON-CONF.	4- 5	195	2-2	169	241	209	209	14	14	
TOTALS	RPI 1-25	RPI 26-50	W-L RECORDS	RPI 51-100	RPI 101-150	RPI 150+				
6- 9	0- 1	1- 0	OVERALL	0- 1	1- 2	4- 5				
5- 3	0- 0	1- 0	HOME	0- 0	1- 1	3- 2				
1- 4	0- 0	0- 0	AWAY	0- 0	0- 1	1- 3				
0- 2	0- 1	0- 0	NEUTRAL	0- 1	0- 0	0- 0				
4- 5	0- 1	0- 0	NON-CONFERENCE	0- 1	1- 2	3- 1				
3- 1	0- 0	0- 0	HOME	0- 0	1- 1	2- 0				
1- 2	0- 0	0- 0	AWAY	0- 0	0- 1	1- 1				
0- 2	0- 1	0- 0	NEUTRAL	0- 1	0- 0	0- 0				
2- 4	0- 0	1- 0	CONFERENCE	0- 0	0- 0	1- 4				
2- 2	0- 0	1- 0	HOME	0- 0	0- 0	1- 2				
0- 2	0- 0	0- 0	AWAY	0- 0	0- 0	0- 2				
0- 0	0- 0	0- 0	NEUTRAL	0- 0	0- 0	0- 0				

RPI S	Opponent	Score	RPI S	Opponent	Score	RPI S	Opponent	Score	RPI S	Opponent	Score	Team's RPI: 249
14 N	NC State	65 76	34 H	Western Ky.	61 54	52 N	Texas	57 63	116 H	UT Arlington	49 68	
									125 H	Louisiana	69 66	
									146 A	CSU Bakersfield	52 61	
									175 H	Southern Miss.	57 65	
									187 A	Hawaii	66 60	
									189 A	Fla. Atlantic	78 84	
									243 H	Marshall	59 68	
									256 H	Louisiana Tech	74 69	
									287 A	Utah St.	55 66	
									308 A	FIU	56 58	
									321 H	Alcorn	67 31	
									347 H	La.-Monroe	63 51	
LAST 10 Division I												
256 H	Louisiana Tech	74 69	34 H	Western Ky.	61 54							
175 H	Southern Miss.	57 65	347 H	La.-Monroe	63 51							
189 A	Fla. Atlantic	78 84	287 A	Utah St.	55 66							
308 A	FIU	56 58	125 H	Louisiana	69 66							
243 H	Marshall	59 68	14 N	NC State	65 76							

Non-Div I Games: Mid-Amer. Christian59 61 Xavier (LA) 68 31 Tex. A&M-Texarkana 114 54

North Texas

Loss, Non-Conf, S Site, H Home A Away N Neutral

Northeastern

Through Games Of Jan. 19, 2020

Average RPI Win:	231	WON-LOST	WINNING	LAST 10	STRENGTH OF	OPP. STRENGTH	TEAM	ADJ.	CONF.	ADJ CONF.
Average RPI Loss:	76	RECORD	PCT. RANK	GAMES	SCHEDULE	OF SCHEDULE	RPI	RPI	RPI	RPI
DIV. I ONLY	8- 8	169	8-2	102	134	140	140	14	14	
DIV. I NON-CONF.	4- 7	225	4-1	81	99	168	168	13	13	
TOTALS	RPI 1-25	RPI 26-50	W-L RECORDS	RPI 51-100	RPI 101-150	RPI 150+				
8- 8	0- 2	0- 2	OVERALL	0- 2	2- 1	6- 1				
5- 3	0- 0	0- 2	HOME	0- 1	1- 0	4- 0				
3- 5	0- 2	0- 0	AWAY	0- 1	1- 1	2- 1				
0- 0	0- 0	0- 0	NEUTRAL	0- 0	0- 0	0- 0				
4- 7	0- 2	0- 2	NON-CONFERENCE	0- 1	1- 1	3- 1				
2- 3	0- 0	0- 2	HOME	0- 1	0- 0	2- 0				
2- 4	0- 2	0- 0	AWAY	0- 0	1- 1	1- 1				
0- 0	0- 0	0- 0	NEUTRAL	0- 0	0- 0	0- 0				
4- 1	0- 0	0- 0	CONFERENCE	0- 1	1- 0	3- 0				
3- 0	0- 0	0- 0	HOME	0- 0	1- 0	2- 0				
1- 1	0- 0	0- 0	AWAY	0- 1	0- 0	1- 0				
0- 0	0- 0	0- 0	NEUTRAL	0- 0	0- 0	0- 0				

RPI 1-25				RPI 26-50				RPI 51-100				RPI 101+ Team's RPI: 140			
RPI	S	Opponent	Score	RPI	S	Opponent	Score	RPI	S	Opponent	Score	RPI	S	Opponent	Score
8	A	Oregon	47 89	43	H	South Dakota	76 80	87	A	Drexel	41 50	107	H	Elon	68 65
23	A	Central Mich.	63 79	45	H	Yale	63 78	88	H	Dayton	60 71	117	A	Fordham	58 74
												141	A	Harvard	46 44
												160	H	William & Mary	61 55
												196	A	Boston U.	56 72
												246	A	Maine	66 58
												252	A	Delaware	72 62
												293	H	North Dakota St.	72 61
												315	H	Hofstra	74 51
												336	H	Hartford	60 47
LAST 10 Division I															
				160	H	William & Mary	61 55	196	A	Boston U.	56 72				
				107	H	Elon	68 65	246	A	Maine	66 58				
				252	A	Delaware	72 62	336	H	Hartford	60 47				
				87	A	Drexel	41 50	141	A	Harvard	46 44				
				315	H	Hofstra	74 51	293	H	North Dakota St.	72 61				

Non-Div I Games:

Northeastern

■ Loss,
 ■ Non-Conf, S Site,
 ■ Home
 ■ Away
 N Neutral

Non-Conference				Through Games of Jan. 15, 1910						
Average RPI Win:	264	WON-LOST	WINNING	LAST 10	STRENGTH OF	OPP. STRENGTH	TEAM	ADJ.	CONF.	ADJ CONF.
Average RPI Loss:	151	RECORD	PCT. RANK	GAMES	SCHEDULE	OF SCHEDULE	RPI	RPI	RPI	RPI
DIV. I ONLY	8- 8	169	6-4	237	283	211	211	21	21	
DIV. I NON-CONF.	3- 6	235	1-2	160	269	216	216	17	17	
TOTALS	RPI 1-25	RPI 26-50	W-L RECORDS	RPI 51-100	RPI 101-150	RPI 150+				
8- 8	0- 1	0- 0	OVERALL	0- 1	0- 2	8- 4				
4- 3	0- 0	0- 0	HOME	0- 0	0- 1	4- 2				
3- 4	0- 0	0- 0	AWAY	0- 1	0- 1	3- 2				
1- 1	0- 1	0- 0	NEUTRAL	0- 0	0- 0	1- 0				
3- 6	0- 1	0- 0	NON-CONFERENCE	0- 1	0- 1	3- 3				
1- 1	0- 0	0- 0	HOME	0- 0	0- 0	1- 1				
1- 4	0- 0	0- 0	AWAY	0- 1	0- 1	1- 2				
1- 1	0- 1	0- 0	NEUTRAL	0- 0	0- 0	1- 0				
5- 2	0- 0	0- 0	CONFERENCE	0- 0	0- 1	5- 1				
3- 2	0- 0	0- 0	HOME	0- 0	0- 1	3- 1				
2- 0	0- 0	0- 0	AWAY	0- 0	0- 0	2- 0				
0- 0	0- 0	0- 0	NEUTRAL	0- 0	0- 0	0- 0				

RPI 1-25				RPI 26-50				RPI 51-100				RPI 101+				Team's RPI: 211	
RPI	S	Opponent	Score	RPI	S	Opponent	Score	RPI	S	Opponent	Score	RPI	S	Opponent	Score		
10	N	Oregon St.	57 91					93	A	Fresno St.	66 83	111	H	Montana St.	64 72		
												126	A	Rice	57 71		
												154	N	San Jose St.	67 64		
												164	H	Montana	71 79		
												178	A	New Mexico	76 83		
												197	H	Southern Utah	84 76		
												200	H	Northern Colo.	72 45		
												222	H	UC Davis	61 71		
												282	A	Idaho St.	70 59		
												299	A	Houston Baptist	79 62		
												300	A	Weber St.	88 82		
												303	A	California Baptist	79 98		
												338	H	Sacramento St.	114 107		
												343	H	Seattle U	88 80		
LAST 10 Division I																	
				200	H	Northern Colo.	72 45					111	H	Montana St.	64 72		
				197	H	Southern Utah	84 76					164	H	Montana	71 79		
				282	A	Idaho St.	70 59					154	N	San Jose St.	67 64		
				338	H	Sacramento St.	114 107					10	N	Oregon St.	57 91		
				300	A	Weber St.	88 82					222	H	UC Davis	61 71		

Non-Div I Games:

Northern Ariz.

■ Loss, ■ Non-Conf, S Site, H Home A Away N Neutral

Average RPI Win:	230	WON-LOST	WINNING	LAST 10	STRENGTH OF	OPP. STRENGTH	TEAM	ADJ.	CONF.	ADJ CONF.
Average RPI Loss:	177	RECORD	PCT. RANK	GAMES	SCHEDULE	OF SCHEDULE	RPI	RPI	RPI	RPI
DIV. I ONLY	7- 8	198	5-5	260	155	200	200	21	21	
DIV. I NON-CONF.	4- 5	195	2-2	225	93	176	176	17	17	
TOTALS	RPI 1-25	RPI 26-50	W-L RECORDS	RPI 51-100	RPI 101-150	RPI 150+				
7- 8	0- 2	0- 0	OVERALL	0- 0	0- 1	7- 5				
2- 3	0- 0	0- 0	HOME	0- 0	0- 0	2- 3				
5- 5	0- 2	0- 0	AWAY	0- 0	0- 1	5- 2				
0- 0	0- 0	0- 0	NEUTRAL	0- 0	0- 0	0- 0				
4- 5	0- 2	0- 0	NON-CONFERENCE	0- 0	0- 0	4- 3				
1- 2	0- 0	0- 0	HOME	0- 0	0- 0	1- 2				
3- 3	0- 2	0- 0	AWAY	0- 0	0- 0	3- 1				
0- 0	0- 0	0- 0	NEUTRAL	0- 0	0- 0	0- 0				
3- 3	0- 0	0- 0	CONFERENCE	0- 0	0- 1	3- 2				
1- 1	0- 0	0- 0	HOME	0- 0	0- 0	1- 1				
2- 2	0- 0	0- 0	AWAY	0- 0	0- 1	2- 1				
0- 0	0- 0	0- 0	NEUTRAL	0- 0	0- 0	0- 0				

RPI	S	Opponent	Score	RPI	S	Opponent	Score	RPI	S	Opponent	Score	RPI	S	Opponent	Score	Team's RPI: 200
4	A	Stanford	36 90					111	A	Montana St.	58 91					
7	A	UCLA	58 92					164	A	Montana	67 58					
								172	H	Portland St.	77 58					
								202	A	Chattanooga	59 42					
								209	A	SMU	61 52					
								211	A	Northern Ariz.	45 72					
								217	A	Wyoming	46 44					
								227	H	San Francisco	83 90					
								257	H	Colorado St.	58 75					
								295	A	Denver	55 74					
								300	H	Weber St.	60 65					
								310	H	Air Force	72 62					
								338	A	Sacramento St.	73 63					
LAST 10 Division I																
211	A	Northern Ariz.	45 72	172	H	Portland St.	77 58									
338	A	Sacramento St.	73 63	217	A	Wyoming	46 44									
300	H	Weber St.	60 65	295	A	Denver	55 74									
164	A	Montana	67 58	202	A	Chattanooga	59 42									
111	A	Montana St.	58 91	7	A	UCLA	58 92									

Non-Div I Games:

Northern Colo.

Average RPI Win:	229	WON-LOST	WINNING	LAST 10	STRENGTH OF	OPP. STRENGTH	TEAM	ADJ.	CONF.	ADJ CONF.
Average RPI Loss:	110	RECORD	PCT. RANK	GAMES	SCHEDULE	OF SCHEDULE	RPI	RPI	RPI	RPI
DIV. I ONLY	5- 11	267	2-8	72	188	190	190	10	10	
DIV. I NON-CONF.	4- 7	225	1-4	68	227	164	164	10	10	
TOTALS	RPI 1-25	RPI 26-50	W-L RECORDS	RPI 51-100	RPI 101-150	RPI 150+				
5- 11	0- 0	0- 3	OVERALL	0- 3	1- 2	4- 3				
1- 5	0- 0	0- 1	HOME	0- 1	0- 2	1- 1				
3- 5	0- 0	0- 1	AWAY	0- 2	0- 0	3- 2				
1- 1	0- 0	0- 1	NEUTRAL	0- 0	1- 0	0- 0				
4- 7	0- 0	0- 3	NON-CONFERENCE	0- 2	1- 1	3- 1				
1- 3	0- 0	0- 1	HOME	0- 1	0- 1	1- 0				
2- 3	0- 0	0- 1	AWAY	0- 1	0- 0	2- 1				
1- 1	0- 0	0- 1	NEUTRAL	0- 0	1- 0	0- 0				
1- 4	0- 0	0- 0	CONFERENCE	0- 1	0- 1	1- 2				
0- 2	0- 0	0- 0	HOME	0- 0	0- 1	0- 1				
1- 2	0- 0	0- 0	AWAY	0- 1	0- 0	1- 1				
0- 0	0- 0	0- 0	NEUTRAL	0- 0	0- 0	0- 0				

RPI S	Opponent	Score	RPI S	Opponent	Score	RPI S	Opponent	Score	RPI S	Opponent	Score	Team's RPI: 190
33	A Purdue	63 68	38	H Drake	49 73	66	H Southern Ill.	61 80	104	H Kent St.	71 79	
43	N South Dakota	48 91				75	A Ohio	67 87	141	H Harvard	53 59	
						78	A Illinois St.	66 69	145	N Tennessee Tech	82 74	
									162	H Toledo	51 63	
									188	A Miami (OH)	64 66	
									198	A Akron	70 65	
									250	H Eastern Ill.	61 48	
									257	A Colorado St.	80 75	
									283	A Milwaukee	65 78	
									293	A North Dakota St.	74 68	
LAST 10 Division I												
198	A Akron	70 65	38	H Drake	49 73	66	H Southern Ill.	61 80				
104	H Kent St.	71 79	250	H Eastern Ill.	61 48	283	A Milwaukee	65 78				
162	H Toledo	51 63	43	N South Dakota	48 91							
188	A Miami (OH)	64 66										
75	A Ohio	67 87										

Non-Div I Games:

Northern Ill.

Average RPI Win:	273	WON-LOST	WINNING	LAST 10	STRENGTH OF	OPP. STRENGTH	TEAM	ADJ.	CONF.	ADJ CONF.
Average RPI Loss:	139	RECORD	PCT. RANK	GAMES	SCHEDULE	OF SCHEDULE	RPI	RPI	RPI	RPI
DIV. I ONLY	9- 9	169	5-5	285	214	224	224	19	19	
DIV. I NON-CONF.	6- 5	151	2-1	318	180	234	234	18	18	
TOTALS	RPI 1-25	RPI 26-50	W-L RECORDS	RPI 51-100	RPI 101-150	RPI 150+				
9- 9	0- 1	0- 0	OVERALL	0- 3	0- 1	9- 4				
4- 4	0- 1	0- 0	HOME	0- 1	0- 1	4- 1				
4- 5	0- 0	0- 0	AWAY	0- 2	0- 0	4- 3				
1- 0	0- 0	0- 0	NEUTRAL	0- 0	0- 0	1- 0				
6- 5	0- 1	0- 0	NON-CONFERENCE	0- 2	0- 0	6- 2				
3- 2	0- 1	0- 0	HOME	0- 1	0- 0	3- 0				
2- 3	0- 0	0- 0	AWAY	0- 1	0- 0	2- 2				
1- 0	0- 0	0- 0	NEUTRAL	0- 0	0- 0	1- 0				
3- 4	0- 0	0- 0	CONFERENCE	0- 1	0- 1	3- 2				
1- 2	0- 0	0- 0	HOME	0- 0	0- 1	1- 1				
2- 2	0- 0	0- 0	AWAY	0- 1	0- 0	2- 1				
0- 0	0- 0	0- 0	NEUTRAL	0- 0	0- 0	0- 0				

RPI	S	Opponent	Score	RPI	S	Opponent	Score	RPI	S	Opponent	Score	RPI	S	Opponent	Score	Team's RPI: 224
1	H	Louisville	57 85					55	A	IUPUI	61 89	133	H	Wright St.	55 63	
								84	A	Belmont	45 62	161	H	Youngstown St.	75 56	
								98	H	Saint Louis	42 67	182	A	Green Bay	44 65	
												186	H	Cleveland St.	68 73	
												221	H	Central Ark.	72 56	
												255	A	Lipscomb	69 71	
												258	A	Eastern Ky.	62 69	
												269	A	Indiana St.	70 68	
												275	H	Omaha	57 40	
												283	A	Milwaukee	61 49	
												298	H	Wofford	80 72	
												306	N	Jacksonville St.	66 63	
												308	A	FIU	67 45	
												340	A	UIC	88 46	
LAST 10 Division I																
133	H	Wright St.	55 63	283	A	Milwaukee	61 49									
340	A	UIC	88 46	182	A	Green Bay	44 65									
55	A	IUPUI	61 89	298	H	Wofford	80 72									
186	H	Cleveland St.	68 73	269	A	Indiana St.	70 68									
161	H	Youngstown St.	75 56	1	H	Louisville	57 85									

Non-Div I Games:

Northern Ky.

■ Loss,
■ Non-Conf,
■ S Site,
■ H Home
■ A Away
N Neutral

Northwestern

Through Games Of Jan. 19, 2020

Average RPI Win:	120	WON-LOST	WINNING	LAST 10	STRENGTH OF	OPP. STRENGTH	TEAM	ADJ.	CONF.	ADJ CONF.
Average RPI Loss:	10	RECORD	PCT. RANK	GAMES	SCHEDULE	OF SCHEDULE	RPI	RPI	RPI	RPI
DIV. I ONLY	16- 2	11	9-1	31	6	16	16	2	2	
DIV. I NON-CONF.	10- 1	19	3-0	103	28	25	25	2	2	
TOTALS	RPI 1-25	RPI 26-50	W-L RECORDS	RPI 51-100	RPI 101-150	RPI 150+				
16- 2	2- 2	3- 0	OVERALL	3- 0	2- 0	6- 0				
9- 2	1- 2	1- 0	HOME	2- 0	1- 0	4- 0				
5- 0	1- 0	2- 0	AWAY	1- 0	1- 0	0- 0				
2- 0	0- 0	0- 0	NEUTRAL	0- 0	0- 0	2- 0				
10- 1	0- 1	2- 0	NON-CONFERENCE	2- 0	1- 0	5- 0				
6- 1	0- 1	0- 0	HOME	2- 0	1- 0	3- 0				
2- 0	0- 0	2- 0	AWAY	0- 0	0- 0	0- 0				
2- 0	0- 0	0- 0	NEUTRAL	0- 0	0- 0	2- 0				
6- 1	2- 1	1- 0	CONFERENCE	1- 0	1- 0	1- 0				
3- 1	1- 1	1- 0	HOME	0- 0	0- 0	1- 0				
3- 0	1- 0	0- 0	AWAY	1- 0	1- 0	0- 0				
0- 0	0- 0	0- 0	NEUTRAL	0- 0	0- 0	0- 0				

RPI	S	Opponent	Score	RPI	S	Opponent	Score	RPI	S	Opponent	Score	RPI	S	Opponent	Score
6	H	Iowa	51 77	33	H	Purdue	61 56	53	A	Minnesota	56 54	116	H	UT Arlington	74 47
11	A	Indiana	71 69	40	A	Marquette	64 56	81	H	Boston College	66 63	135	A	Illinois	77 50
13	H	DePaul	68 70	49	A	Duke	63 42	89	H	Colgate	73 44	156	H	Dartmouth	79 37
20	H	Maryland	81 58									183	H	Valparaiso	69 48
												191	H	Penn St.	85 59
												219	N	Xavier	79 59
												262	N	East Carolina	64 45
												279	H	Loyola Maryland	67 46
LAST 10 Division I															
191	H	Penn St.	85 59	20	H	Maryland	81 58								
11	A	Indiana	71 69	135	A	Illinois	77 50								
33	H	Purdue	61 56	219	N	Xavier	79 59								
53	A	Minnesota	56 54	262	N	East Carolina	64 45								
6	H	Iowa	51 77	116	H	UT Arlington	74 47								

Non-Div I Games:

Northwestern

■ Loss,
■ Non-Conf, S Site,
■ Home
■ Away
N Neutral

Average RPI Win:	315	WON-LOST	WINNING	LAST 10	STRENGTH OF	OPP. STRENGTH	TEAM	ADJ.	CONF.	ADJ CONF.
Average RPI Loss:	194	RECORD	PCT. RANK	GAMES	SCHEDULE	OF SCHEDULE	RPI	RPI	RPI	RPI
DIV. I ONLY	3- 10	301	3-7	329	309	345	345	25	25	
DIV. I NON-CONF.	1- 5	313	1-2	234	276	325	325	22	22	
TOTALS	RPI 1-25	RPI 26-50	W-L RECORDS	RPI 51-100	RPI 101-150	RPI 150+				
3- 10	0- 0	0- 1	OVERALL	0- 1	0- 1	3- 7				
3- 4	0- 0	0- 0	HOME	0- 0	0- 1	3- 3				
0- 6	0- 0	0- 1	AWAY	0- 1	0- 0	0- 4				
0- 0	0- 0	0- 0	NEUTRAL	0- 0	0- 0	0- 0				
1- 5	0- 0	0- 1	NON-CONFERENCE	0- 1	0- 0	1- 3				
1- 1	0- 0	0- 0	HOME	0- 0	0- 0	1- 1				
0- 4	0- 0	0- 1	AWAY	0- 1	0- 0	0- 2				
0- 0	0- 0	0- 0	NEUTRAL	0- 0	0- 0	0- 0				
2- 5	0- 0	0- 0	CONFERENCE	0- 0	0- 1	2- 4				
2- 3	0- 0	0- 0	HOME	0- 0	0- 1	2- 2				
0- 2	0- 0	0- 0	AWAY	0- 0	0- 0	0- 2				
0- 0	0- 0	0- 0	NEUTRAL	0- 0	0- 0	0- 0				

RPI 1-25				RPI 26-50				RPI 51-100				RPI 101+				Team's RPI: 345	
RPI	S	Opponent	Score	RPI	S	Opponent	Score	RPI	S	Opponent	Score	RPI	S	Opponent	Score		
				36	A	Arkansas	39 99	52	A	Texas	49 91	150	H	Sam Houston St.	69 79		
												158	H	Jackson St.	49 66		
												177	H	A&M-Corpus Christi	59 72		
												179	A	Texas Tech	49 79		
												195	A	Lamar University	58 61		
												299	H	Houston Baptist	69 60		
												304	H	Nicholls St.	58 54		
												313	A	McNeese	51 61		
												331	H	Incarinate Word	67 69		
												341	H	Grambling	65 61		
												347	A	La.-Monroe	54 63		
LAST 10 Division I																	
				304	H	Nicholls St.	58 54	52	A	Texas	49 91						
				313	A	McNeese	51 61	195	A	Lamar University	58 61						
				331	H	Incarinate Word	67 69	150	H	Sam Houston St.	69 79						
				299	H	Houston Baptist	69 60	36	A	Arkansas	39 99						
				177	H	A&M-Corpus Christi	59 72	341	H	Grambling	65 61						

Non-Div I Games: LeTourneau 91 61 LSU-Shreveport 63 68 Central Baptist 61 59

Northwestern St.

Average RPI Win:	152	WON-LOST	WINNING	LAST 10	STRENGTH OF	OPP. STRENGTH	TEAM	ADJ.	CONF.	ADJ CONF.
Average RPI Loss:	63	RECORD	PCT. RANK	GAMES	SCHEDULE	OF SCHEDULE	RPI	RPI	RPI	RPI
DIV. I ONLY	7- 12	249	2-8	20	19	118	118	5	5	
DIV. I NON-CONF.	5- 7	205	0-3	4	37	68	68	3	3	
TOTALS	RPI 1-25	RPI 26-50	W-L RECORDS	RPI 51-100	RPI 101-150	RPI 150+				
7- 12	0- 3	1- 2	OVERALL	2- 6	1- 0	3- 1				
3- 7	0- 2	1- 0	HOME	0- 4	0- 0	2- 1				
3- 3	0- 1	0- 1	AWAY	1- 1	1- 0	1- 0				
1- 2	0- 0	0- 1	NEUTRAL	1- 1	0- 0	0- 0				
5- 7	0- 2	0- 1	NON-CONFERENCE	2- 4	1- 0	2- 0				
2- 4	0- 1	0- 0	HOME	0- 3	0- 0	2- 0				
2- 1	0- 1	0- 0	AWAY	1- 0	1- 0	0- 0				
1- 2	0- 0	0- 1	NEUTRAL	1- 1	0- 0	0- 0				
2- 5	0- 1	1- 1	CONFERENCE	0- 2	0- 0	1- 1				
1- 3	0- 1	1- 0	HOME	0- 1	0- 0	0- 1				
1- 2	0- 0	0- 1	AWAY	0- 1	0- 0	1- 0				
0- 0	0- 0	0- 0	NEUTRAL	0- 0	0- 0	0- 0				

RPI S	Opponent	Score	RPI S	Opponent	Score	RPI S	Opponent	Score	RPI S	Opponent	Score	Team's RPI: 118
5	A UConn	57 81	31	N FGCU	60 69	53	H Minnesota	67 75	117	A Fordham	60 55	
13	H DePaul	94 105	49	A Duke	47 50	56	A Michigan	76 72	162	H Toledo	54 51	
14	H NC State	56 90	50	H Miami (FL)	76 53	71	H Tennessee	63 74	171	H Clemson	55 71	
						81	H Boston College	65 75	279	H Loyola Maryland	84 60	
						82	N South Dakota St.	59 65	302	A Pittsburgh	60 52	
						92	A Syracuse	63 74				
						97	N South Fla.	67 51				
						99	H Michigan St.	69 72				
LAST 10 Division I												
50	H Miami (FL)	76 53	302	A Pittsburgh	60 52							
49	A Duke	47 50	171	H Clemson	55 71							
14	H NC State	56 90	13	H DePaul	94 105							
81	H Boston College	65 75	5	A UConn	57 81							
92	A Syracuse	63 74	53	H Minnesota	67 75							

Non-Div I Games:

Notre Dame

Average RPI Win:	290	WON-LOST	WINNING	LAST 10	STRENGTH OF	OPP. STRENGTH	TEAM	ADJ.	CONF.	ADJ CONF.
Average RPI Loss:	149	RECORD	PCT. RANK	GAMES	SCHEDULE	OF SCHEDULE	RPI	RPI	RPI	RPI
DIV. I ONLY	6- 10	238	3-7	287	242	267	267	19	19	
DIV. I NON-CONF.	3- 6	235	0-3	277	214	256	256	18	18	
TOTALS	RPI 1-25	RPI 26-50	W-L RECORDS	RPI 51-100	RPI 101-150	RPI 150+				
6- 10	0- 1	0- 0	OVERALL	0- 4	0- 0	6- 5				
2- 4	0- 1	0- 0	HOME	0- 1	0- 0	2- 2				
3- 6	0- 0	0- 0	AWAY	0- 3	0- 0	3- 3				
1- 0	0- 0	0- 0	NEUTRAL	0- 0	0- 0	1- 0				
3- 6	0- 1	0- 0	NON-CONFERENCE	0- 3	0- 0	3- 2				
0- 2	0- 1	0- 0	HOME	0- 1	0- 0	0- 0				
2- 4	0- 0	0- 0	AWAY	0- 2	0- 0	2- 2				
1- 0	0- 0	0- 0	NEUTRAL	0- 0	0- 0	1- 0				
3- 4	0- 0	0- 0	CONFERENCE	0- 1	0- 0	3- 3				
2- 2	0- 0	0- 0	HOME	0- 0	0- 0	2- 2				
1- 2	0- 0	0- 0	AWAY	0- 1	0- 0	1- 1				
0- 0	0- 0	0- 0	NEUTRAL	0- 0	0- 0	0- 0				

RPI 1-25				RPI 26-50				RPI 51-100				RPI 101+				Team's RPI: 267
RPI	S	Opponent	Score	RPI	S	Opponent	Score	RPI	S	Opponent	Score	RPI	S	Opponent	Score	
23	H	Central Mich.	47 65					55	A	IUPUI	41 76	161	H	Youngstown St.	74 79	
								56	A	Michigan	64 79	182	H	Green Bay	93 88	
								72	H	Bradley	58 74	186	H	Cleveland St.	58 79	
								99	A	Michigan St.	56 76	218	A	Niagara	63 77	
												278	A	St. Bonaventure	66 80	
												283	H	Milwaukee	78 62	
												306	N	Jacksonville St.	61 55	
												308	A	FIU	58 49	
												312	A	Detroit Mercy	71 57	
												340	A	UIC	64 70	
												346	A	Chicago St.	98 70	
LAST 10 Division I																
186	H	Cleveland St.	58 79	55	A	IUPUI	41 76									
161	H	Youngstown St.	74 79	312	A	Detroit Mercy	71 57									
283	H	Milwaukee	78 62	23	H	Central Mich.	47 65									
182	H	Green Bay	93 88	278	A	St. Bonaventure	66 80									
340	A	UIC	64 70	56	A	Michigan	64 79									

Non-Div I Games: Lourdes 72 53 Concordia (MI) 76 42

Oakland

Through Games of Jan. 19, 1910										
Average RPI Win:	171	WON-LOST	WINNING	LAST 10	STRENGTH OF	OPP. STRENGTH	TEAM	ADJ.	CONF.	ADJ CONF.
Average RPI Loss:	72	RECORD	PCT. RANK	GAMES	SCHEDULE	OF SCHEDULE	RPI	RPI	RPI	RPI
DIV. I ONLY	10- 6	106	5-5	107	64	75	75	10	10	
DIV. I NON-CONF.	7- 4	100	2-3	189	34	89	89	10	10	

TOTALS	RPI 1-25	RPI 26-50		W-L RECORDS		RPI 51-100	RPI 101-150	RPI 150+		
10- 6	0- 2	1- 0		OVERALL		3- 2	0- 2	6- 0		
6- 1	0- 1	0- 0		HOME		2- 0	0- 0	4- 0		
3- 4	0- 1	1- 0		AWAY		1- 2	0- 1	1- 0		
1- 1	0- 0	0- 0		NEUTRAL		0- 0	0- 1	1- 0		
7- 4	0- 1	1- 0		NON-CONFERENCE		1- 2	0- 1	5- 0		
4- 0	0- 0	0- 0		HOME		1- 0	0- 0	3- 0		
2- 3	0- 1	1- 0		AWAY		0- 2	0- 0	1- 0		
1- 1	0- 0	0- 0		NEUTRAL		0- 0	0- 1	1- 0		
3- 2	0- 1	0- 0		CONFERENCE		2- 0	0- 1	1- 0		
2- 1	0- 1	0- 0		HOME		1- 0	0- 0	1- 0		
1- 1	0- 0	0- 0		AWAY		1- 0	0- 1	0- 0		
0- 0	0- 0	0- 0		NEUTRAL		0- 0	0- 0	0- 0		

RPI 1-25				RPI 26-50				RPI 51-100 Team's RPI: 75				RPI 101+			
RPI	S	Opponent	Score	RPI	S	Opponent	Score	RPI	S	Opponent	Score	RPI	S	Opponent	Score
23	H	Central Mich.	71 73	32	A	Ohio St.	74 68	52	A	Texas	60 73	114	N	Butler	55 60
24	A	TCU	72 79					55	H	IUPUI	70 64	129	A	Western Mich.	72 73
								77	A	Buffalo	76 65	190	H	Northern Ill.	87 67
								80	H	Ball St.	79 71	193	H	American	81 69
								92	A	Syracuse	54 66	202	A	Chattanooga	70 58
												243	H	Marshall	67 51
												302	N	Pittsburgh	72 50
												331	H	Incarnate Word	78 41
LAST 10 Division I															
80	H	Ball St.	79 71	202	A	Chattanooga	70 58								
129	A	Western Mich.	72 73	52	A	Texas	60 73								
77	A	Buffalo	76 65	24	A	TCU	72 79								
23	H	Central Mich.	71 73	55	H	IUPUI	70 64								
190	H	Northern Ill.	87 67	114	N	Butler	55 60								

Non-Div I Games:

Ohio

Average RPI Win:	136	WON-LOST	WINNING	LAST 10	STRENGTH OF	OPP. STRENGTH	TEAM	ADJ.	CONF.	ADJ CONF.
Average RPI Loss:	40	RECORD	PCT. RANK	GAMES	SCHEDULE	OF SCHEDULE	RPI	RPI	RPI	RPI
DIV. I ONLY	11- 7	112	6-4	9	59	32	32	2	2	
DIV. I NON-CONF.	7- 4	100	2-1	3	116	21	21	2	2	
TOTALS	RPI 1-25	RPI 26-50	W-L RECORDS	RPI 51-100	RPI 101-150	RPI 150+				
11- 7	1- 3	1- 2	OVERALL	2- 2	3- 0	4- 0				
5- 3	1- 1	0- 1	HOME	1- 1	1- 0	2- 0				
4- 3	0- 2	0- 0	AWAY	1- 1	2- 0	1- 0				
2- 1	0- 0	1- 1	NEUTRAL	0- 0	0- 0	1- 0				
7- 4	1- 2	1- 1	NON-CONFERENCE	0- 1	2- 0	3- 0				
2- 2	1- 1	0- 0	HOME	0- 1	0- 0	1- 0				
3- 1	0- 1	0- 0	AWAY	0- 0	2- 0	1- 0				
2- 1	0- 0	1- 1	NEUTRAL	0- 0	0- 0	1- 0				
4- 3	0- 1	0- 1	CONFERENCE	2- 1	1- 0	1- 0				
3- 1	0- 0	0- 1	HOME	1- 0	1- 0	1- 0				
1- 2	0- 1	0- 0	AWAY	1- 1	0- 0	0- 0				
0- 0	0- 0	0- 0	NEUTRAL	0- 0	0- 0	0- 0				

RPI 1-25				RPI 26-50				Team's RPI: 32				RPI 51-100				RPI 101+			
RPI	S	Opponent	Score	RPI	S	Opponent	Score	RPI	S	Opponent	Score	RPI	S	Opponent	Score	RPI	S	Opponent	Score
1	H	Louisville	67 60	33	H	Purdue	50 66	53	A	Minnesota	66 63	104	A	Kent St.	75 65				
4	A	Stanford	52 71	43	N	South Dakota	53 68	56	H	Michigan	78 69	124	A	Cincinnati	78 73				
5	H	UConn	62 73	48	N	UNI	64 46	75	H	Ohio	68 74	135	H	Illinois	77 47				
20	A	Maryland	62 72					99	A	Michigan St.	65 68	183	N	Valparaiso	89 38				
												</							

Average RPI Win:	107	WON-LOST	WINNING	LAST 10	STRENGTH OF	OPP. STRENGTH	TEAM	ADJ.	CONF.	ADJ CONF.
Average RPI Loss:	53	RECORD	PCT. RANK	GAMES	SCHEDULE	OF SCHEDULE	RPI	RPI	RPI	RPI
DIV. I ONLY	10- 7	123	6-4	2	70	27	27	3	3	
DIV. I NON-CONF.	7- 5	130	3-2	5	121	48	48	4	4	
TOTALS	RPI 1-25	RPI 26-50	W-L RECORDS	RPI 51-100	RPI 101-150	RPI 150+				
10- 7	1- 4	3- 1	OVERALL	1- 0	3- 1	2- 1				
8- 3	1- 3	1- 0	HOME	1- 0	3- 0	2- 0				
2- 3	0- 0	2- 1	AWAY	0- 0	0- 1	0- 1				
0- 1	0- 1	0- 0	NEUTRAL	0- 0	0- 0	0- 0				
7- 5	1- 2	1- 1	NON-CONFERENCE	0- 0	3- 1	2- 1				
7- 1	1- 1	1- 0	HOME	0- 0	3- 0	2- 0				
0- 3	0- 0	0- 1	AWAY	0- 0	0- 1	0- 1				
0- 1	0- 1	0- 0	NEUTRAL	0- 0	0- 0	0- 0				
3- 2	0- 2	2- 0	CONFERENCE	1- 0	0- 0	0- 0				
1- 2	0- 2	0- 0	HOME	1- 0	0- 0	0- 0				
2- 0	0- 0	2- 0	AWAY	0- 0	0- 0	0- 0				
0- 0	0- 0	0- 0	NEUTRAL	0- 0	0- 0	0- 0				

RPI 1-25				RPI 26-50				Team's RPI: 27	RPI 51-100				RPI 101+			
RPI	S	Opponent	Score	RPI	S	Opponent	Score		RPI	S	Opponent	Score	RPI	S	Opponent	Score
2	H	Missouri St.	90 96	29	A	West Virginia	73 49		64	H	Iowa St.	81 72	115	H	Abilene Christian	78 65
5	N	UConn	53 97	34	A	Western Ky.	63 74						134	A	Wichita St.	83 88
12	H	Baylor	56 77	38	H	Drake	93 84						148	H	SFA	75 62
24	H	TCU	63 82	44	A	Oklahoma St.	77 75						150	H	Sam Houston St.	95 71
25	H	LSU	90 68										157	A	Houston	69 85
													159	H	UAB	82 75
													301	H	Prairie View	94 48
LAST 10 Division I																
24	H	TCU	63 82	5	N	UConn	53 97									
29	A	West Virginia	73 49	38	H	Drake	93 84									
64	H	Iowa St.	81 72	150	H	Sam Houston St.	95 71									
44	A	Oklahoma St.	77 75	25	H	LSU	90 68									
12	H	Baylor	56 77	34	A	Western Ky.	63 74									

Non-Div I Games:

Oklahoma

Average RPI Win:	171	WON-LOST	WINNING	LAST 10	STRENGTH OF	OPP. STRENGTH	TEAM	ADJ.	CONF.	ADJ CONF.
Average RPI Loss:	22	RECORD	PCT. RANK	GAMES	SCHEDULE	OF SCHEDULE	RPI	RPI	RPI	RPI
DIV. I ONLY	11- 6	88	6-4	22	52	44	44	3	3	
DIV. I NON-CONF.	9- 3	64	4-1	46	90	36	36	4	4	
TOTALS	RPI 1-25	RPI 26-50	W-L RECORDS	RPI 51-100	RPI 101-150	RPI 150+				
11- 6	0- 4	0- 1	OVERALL	1- 1	4- 0	6- 0				
8- 2	0- 0	0- 1	HOME	1- 1	3- 0	4- 0				
2- 2	0- 2	0- 0	AWAY	0- 0	0- 0	2- 0				
1- 2	0- 2	0- 0	NEUTRAL	0- 0	1- 0	0- 0				
9- 3	0- 3	0- 0	NON-CONFERENCE	0- 0	4- 0	5- 0				
7- 0	0- 0	0- 0	HOME	0- 0	3- 0	4- 0				
1- 1	0- 1	0- 0	AWAY	0- 0	0- 0	1- 0				
1- 2	0- 2	0- 0	NEUTRAL	0- 0	1- 0	0- 0				
2- 3	0- 1	0- 1	CONFERENCE	1- 1	0- 0	1- 0				
1- 2	0- 0	0- 1	HOME	1- 1	0- 0	0- 0				
1- 1	0- 1	0- 0	AWAY	0- 0	0- 0	1- 0				
0- 0	0- 0	0- 0	NEUTRAL	0- 0	0- 0	0- 0				

RPI 1-25				RPI 26-50				Team's RPI: 44				RPI 51-100				RPI 101+			
RPI	S	Opponent	Score	RPI	S	Opponent	Score	RPI	S	Opponent	Score	RPI	S	Opponent	Score	RPI	S	Opponent	Score
1	N	Louisville	48 69	27	H	Oklahoma	75 77	64	H	Iowa St.	63 64	105	H	Duquesne	84 41				
8	N	Oregon	72 89					69	H	Kansas	67 49	116	N	UT Arlington	60 47				
12	A	Baylor	48 94									120	H	Idaho	62 47				
17	A	Texas A&M	62 74									126	H	Rice	69 38				
												180	A	Kansas St.	70 63				
												195	H	Lamar University	74 53				
												205	A	Tulsa	78 48				
												236	H	Southern U.	72 59				
												244	H	Oral Roberts	78 44				
												282	H	Idaho St.	70 52				
LAST 10 Division I																			
64	H	Iowa St.	63 64	105	H	Duquesne	84 41												
180	A	Kansas St.	70 63	244	H	Oral Roberts	78 44												
12	A	Baylor	48 94	236	H	Southern U.	72 59												
27	H	Oklahoma	75 77	17	A	Texas A&M	62 74												
69	H	Kansas	67 49	116	N	UT Arlington	60 47												

Non-Div I Games:

Oklahoma St.

Old Dominion

Through Games Of Jan. 19, 2020

Average RPI Win:	170	WON-LOST	WINNING	LAST 10	STRENGTH OF	OPP. STRENGTH	TEAM	ADJ.	CONF.	ADJ CONF.
Average RPI Loss:	111	RECORD	PCT. RANK	GAMES	SCHEDULE	OF SCHEDULE	RPI	RPI	RPI	RPI
DIV. I ONLY	14- 3	28	8-2	136	123	37	37	13	13	
DIV. I NON-CONF.	10- 2	30	4-1	202	185	57	57	14	14	
TOTALS	RPI 1-25	RPI 26-50	W-L RECORDS	RPI 51-100	RPI 101-150	RPI 150+				
14- 3	0- 0	1- 1	OVERALL	2- 0	4- 1	7- 1				
9- 0	0- 0	1- 0	HOME	1- 0	2- 0	5- 0				
4- 3	0- 0	0- 1	AWAY	1- 0	1- 1	2- 1				
1- 0	0- 0	0- 0	NEUTRAL	0- 0	1- 0	0- 0				
10- 2	0- 0	0- 1	NON-CONFERENCE	0- 0	4- 1	6- 0				
6- 0	0- 0	0- 0	HOME	0- 0	2- 0	4- 0				
3- 2	0- 0	0- 1	AWAY	0- 0	1- 1	2- 0				
1- 0	0- 0	0- 0	NEUTRAL	0- 0	1- 0	0- 0				
4- 1	0- 0	1- 0	CONFERENCE	2- 0	0- 0	1- 1				
3- 0	0- 0	1- 0	HOME	1- 0	0- 0	1- 0				
1- 1	0- 0	0- 0	AWAY	1- 0	0- 0	0- 1				
0- 0	0- 0	0- 0	NEUTRAL	0- 0	0- 0	0- 0				

RPI S	Opponent	Score	RPI S	Opponent	Score	RPI S	Opponent	Score	RPI S	Opponent	Score
34	H Western Ky.	76 65	35	A Virginia	53 56	53	A Middle Tenn.	67 56	120	N Idaho	67 55
						62	H Charlotte	54 51	130	H Richmond	73 51
									131	H Campbell	59 44
									138	A VCU	49 62
									147	A Auburn	89 77
									159	A UAB	65 76
									160	A William & Mary	69 58
									173	H Hampton	75 38
									214	H Mt. St. Mary's	85 34
									243	H Marshall	57 46
									265	H Winthrop	68 44
									307	H UMES	48 39
									337	A Cal Poly	61 55
LAST 10 Division I											
243	H Marshall	57 46	214	H Mt. St. Mary's	85 34						
34	H Western Ky.	76 65	173	H Hampton	75 38						
62	H Charlotte	54 51	130	H Richmond	73 51						
159	A UAB	65 76	138	A VCU	49 62						
53	A Middle Tenn.	67 56	307	H UMES	48 39						

Non-Div I Games:

Old Dominion

Loss, Non-Conf, S Site, H Home A Away N Neutral

Average RPI Win:	291	WON-LOST	WINNING	LAST 10	STRENGTH OF	OPP. STRENGTH	TEAM	ADJ.	CONF.	ADJ CONF.
Average RPI Loss:	128	RECORD	PCT. RANK	GAMES	SCHEDULE	OF SCHEDULE	RPI	RPI	RPI	RPI
DIV. I ONLY	7- 11	229	2-8	185	292	273	273	4	4	
DIV. I NON-CONF.	7- 6	161	2-3	281	350	291	291	5	5	
TOTALS	RPI 1-25	RPI 26-50	W-L RECORDS	RPI 51-100	RPI 101-150	RPI 150+				
7- 11	0- 2	0- 0	OVERALL	0- 2	1- 3	6- 4				
6- 6	0- 0	0- 0	HOME	0- 2	1- 3	5- 1				
0- 4	0- 2	0- 0	AWAY	0- 0	0- 0	0- 2				
1- 1	0- 0	0- 0	NEUTRAL	0- 0	0- 0	1- 1				
7- 6	0- 0	0- 0	NON-CONFERENCE	0- 0	1- 2	6- 4				
6- 3	0- 0	0- 0	HOME	0- 0	1- 2	5- 1				
0- 2	0- 0	0- 0	AWAY	0- 0	0- 0	0- 2				
1- 1	0- 0	0- 0	NEUTRAL	0- 0	0- 0	1- 1				
0- 5	0- 2	0- 0	CONFERENCE	0- 2	0- 1	0- 0				
0- 3	0- 0	0- 0	HOME	0- 2	0- 1	0- 0				
0- 2	0- 2	0- 0	AWAY	0- 0	0- 0	0- 0				
0- 0	0- 0	0- 0	NEUTRAL	0- 0	0- 0	0- 0				

RPI 1-25				RPI 26-50				RPI 51-100				RPI 101+ Team's RPI: 273			
RPI	S	Opponent	Score	RPI	S	Opponent	Score	RPI	S	Opponent	Score	RPI	S	Opponent	Score
17	A	Texas A&M	35 79					71	H	Tennessee	28 84	122	H	New Orleans	64 69
25	A	LSU	44 52					83	H	Georgia	51 58	125	H	Louisiana	42 53
												143	H	Missouri	57 71
												150	H	Sam Houston St.	75 69
												168	H	Southeast Mo. St.	53 70
												175	A	Southern Miss.	53 59
												179	A	Texas Tech	48 84
												256	H	Louisiana Tech	76 53
												296	H	Ga. Southern	69 66
												302	N	Pittsburgh	50 58
												314	H	Alabama St.	93 66
												321	N	Alcorn	73 55
												347	H	La.-Monroe	66 42
												351	H	Mississippi Val.	72 53
LAST 10 Division I															
143	H	Missouri	57 71	314	H	Alabama St.	93 66								
25	A	LSU	44 52	125	H	Louisiana	42 53								
71	H	Tennessee	28 84	296	H	Ga. Southern	69 66								
17	A	Texas A&M	35 79	168	H	Southeast Mo. St.	53 70								
83	H	Georgia	51 58	179	A	Texas Tech	48 84								

Non-Div I Games:

Ole Miss

■ Loss,
 ■ Non-Conf,
 S Site,
 ■ Home
 ■ Away
 N Neutral

Average RPI Win:	278	WON-LOST	WINNING	LAST 10	STRENGTH OF	OPP. STRENGTH	TEAM	ADJ.	CONF.	ADJ CONF.
Average RPI Loss:	144	RECORD	PCT. RANK	GAMES	SCHEDULE	OF SCHEDULE	RPI	RPI	RPI	RPI
DIV. I ONLY	4- 12	292	3-7	116	310	275	275	20	20	
DIV. I NON-CONF.	3- 8	268	2-3	154	313	287	287	19	19	
TOTALS	RPI 1-25	RPI 26-50	W-L RECORDS	RPI 51-100	RPI 101-150	RPI 150+				
4- 12	0- 1	0- 2	OVERALL	0- 2	0- 1	4- 6				
3- 4	0- 1	0- 1	HOME	0- 1	0- 0	3- 1				
0- 7	0- 0	0- 1	AWAY	0- 1	0- 0	0- 5				
1- 1	0- 0	0- 0	NEUTRAL	0- 0	0- 1	1- 0				
3- 8	0- 1	0- 1	NON-CONFERENCE	0- 1	0- 1	3- 4				
2- 3	0- 1	0- 1	HOME	0- 0	0- 0	2- 1				
0- 4	0- 0	0- 0	AWAY	0- 1	0- 0	0- 3				
1- 1	0- 0	0- 0	NEUTRAL	0- 0	0- 1	1- 0				
1- 4	0- 0	0- 1	CONFERENCE	0- 1	0- 0	1- 2				
1- 1	0- 0	0- 0	HOME	0- 1	0- 0	1- 0				
0- 3	0- 0	0- 1	AWAY	0- 0	0- 0	0- 2				
0- 0	0- 0	0- 0	NEUTRAL	0- 0	0- 0	0- 0				

RPI 1-25				RPI 26-50				RPI 51-100				RPI 101+ Team's RPI: 275			
RPI	S	Opponent	Score	RPI	S	Opponent	Score	RPI	S	Opponent	Score	RPI	S	Opponent	Score
22	H	Creighton	54 67	43	A	South Dakota	44 77	69	A	Kansas	48 63	138	N	VCU	66 74
				48	H	UNI	45 81	82	H	South Dakota St.	51 68	180	A	Kansas St.	48 73
												186	H	Cleveland St.	66 79
												192	A	North Dakota	57 63
												224	A	Northern Ky.	40 57
												226	H	UMKC	57 53
												244	H	Oral Roberts	60 54
												250	A	Eastern Ill.	52 65
												290	H	Morgan St.	70 64
												295	A	Denver	60 66
												351	N	Mississippi Val.	78 70
LAST 10 Division I															
295	A	Denver	60 66	186	H	Cleveland St.	66 79								
43	A	South Dakota	44 77	48	H	UNI	45 81								
192	A	North Dakota	57 63	250	A	Eastern Ill.	52 65								
244	H	Oral Roberts	60 54	226	H	UMKC	57 53								
82	H	South Dakota St.	51 68	351	N	Mississippi Val.	78 70								

Non-Div I Games: Peru St. 92 58 Graceland (IA) 85 46

Omaha

Loss, Non-Conf, S Site, H Home A Away N Neutral

Oral Roberts

Through Games Of Jan. 19, 2020

Average RPI Win:	232	WON-LOST	WINNING	LAST 10	STRENGTH OF	OPP. STRENGTH	TEAM	ADJ.	CONF.	ADJ CONF.
Average RPI Loss:	154	RECORD	PCT. RANK	GAMES	SCHEDULE	OF SCHEDULE	RPI	RPI	RPI	RPI
DIV. I ONLY	6- 11	254	3-7	236	160	244	244	20	20	
DIV. I NON-CONF.	3- 8	268	0-4	141	153	253	253	19	19	
TOTALS	RPI 1-25	RPI 26-50	W-L RECORDS	RPI 51-100	RPI 101-150	RPI 150+				
6- 11	0- 0	0- 3	OVERALL	0- 1	2- 1	4- 6				
5- 1	0- 0	0- 0	HOME	0- 0	2- 0	3- 1				
1- 10	0- 0	0- 3	AWAY	0- 1	0- 1	1- 5				
0- 0	0- 0	0- 0	NEUTRAL	0- 0	0- 0	0- 0				
3- 8	0- 0	0- 3	NON-CONFERENCE	0- 0	2- 1	1- 4				
3- 1	0- 0	0- 0	HOME	0- 0	2- 0	1- 1				
0- 7	0- 0	0- 3	AWAY	0- 0	0- 1	0- 3				
0- 0	0- 0	0- 0	NEUTRAL	0- 0	0- 0	0- 0				
3- 3	0- 0	0- 0	CONFERENCE	0- 1	0- 0	3- 2				
2- 0	0- 0	0- 0	HOME	0- 0	0- 0	2- 0				
1- 3	0- 0	0- 0	AWAY	0- 1	0- 0	1- 2				
0- 0	0- 0	0- 0	NEUTRAL	0- 0	0- 0	0- 0				

RPI S	Opponent	Score	RPI S	Opponent	Score	RPI S	Opponent	Score	RPI S	Opponent	Score	Team's RPI: 244
36	A Arkansas	64 96	82	A South Dakota St.	44 58	112	A Utah	58 78				
44	A Oklahoma St.	44 78				134	H Wichita St.	79 66				
47	A Nebraska	67 77				150	H Sam Houston St.	64 41				
						180	A Kansas St.	69 109				
						192	H North Dakota	75 52				
						197	A Southern Utah	58 72				
						205	A Tulsa	65 67				
						216	A Western Ill.	61 75				
						275	A Omaha	54 60				
						291	H Texas St.	63 57				
						293	H North Dakota St.	70 62				
						299	H Houston Baptist	73 74				
						329	A Purdue Fort Wayne	79 73				
LAST 10 Division I												
216	A Western Ill.	61 75	82	A South Dakota St.	44 58							
329	A Purdue Fort Wayne	79 73	44	A Oklahoma St.	44 78							
192	H North Dakota	75 52	47	A Nebraska	67 77							
293	H North Dakota St.	70 62	112	A Utah	58 78							
275	A Omaha	54 60	197	A Southern Utah	58 72							

Non-Div I Games: Rogers St. 80 40 Cent. Christian (KS114 60

Oral Roberts

Loss, Non-Conf, S Site, H Home A Away N Neutral

Oregon

Through Games Of Jan. 19, 2020

Average RPI Win:	124	WON-LOST	WINNING	LAST 10	STRENGTH OF	OPP. STRENGTH	TEAM	ADJ.	CONF.	ADJ CONF.
Average RPI Loss:	15	RECORD	PCT. RANK	GAMES	SCHEDULE	OF SCHEDULE	RPI	RPI	RPI	RPI
DIV. I ONLY	15- 2	16	9-1	14	31	8	8	1	1	
DIV. I NON-CONF.	10- 1	19	4-0	77	46	15	15	1	1	
TOTALS	RPI 1-25	RPI 26-50	W-L RECORDS	RPI 51-100	RPI 101-150	RPI 150+				
15- 2	1- 1	2- 1	OVERALL	5- 0	3- 0	4- 0				
10- 0	1- 0	0- 0	HOME	4- 0	2- 0	3- 0				
3- 1	0- 0	1- 1	AWAY	1- 0	0- 0	1- 0				
2- 1	0- 1	1- 0	NEUTRAL	0- 0	1- 0	0- 0				
10- 1	0- 1	1- 0	NON-CONFERENCE	3- 0	2- 0	4- 0				
6- 0	0- 0	0- 0	HOME	2- 0	1- 0	3- 0				
2- 0	0- 0	0- 0	AWAY	1- 0	0- 0	1- 0				
2- 1	0- 1	1- 0	NEUTRAL	0- 0	1- 0	0- 0				
5- 1	1- 0	1- 1	CONFERENCE	2- 0	1- 0	0- 0				
4- 0	1- 0	0- 0	HOME	2- 0	1- 0	0- 0				
1- 1	0- 0	1- 1	AWAY	0- 0	0- 0	0- 0				
0- 0	0- 0	0- 0	NEUTRAL	0- 0	0- 0	0- 0				

RPI S	Opponent	Score	RPI S	Opponent	Score	RPI S	Opponent	Score	RPI S	Opponent	Score
1 N	Louisville	62 72	28 A	Arizona St.	66 72	51 H	Colorado	104 46	112 H	Utah	88 51
4 H	Stanford	87 55	42 A	Arizona	71 64	82 H	South Dakota St.	95 56	116 N	UT Arlington	91 54
			44 N	Oklahoma St.	89 72	91 H	Texas Southern	99 63	140 H	Northeastern	89 47
						92 A	Syracuse	81 64	180 H	Kansas St.	89 51
						100 H	California	105 55	235 H	UC Riverside	84 41
									284 A	Long Beach St.	81 45
									287 H	Utah St.	109 52
LAST 10 Division I											
100 H	California	105 55	51 H	Colorado	104 46						
4 H	Stanford	87 55	180 H	Kansas St.	89 51						
42 A	Arizona	71 64	235 H	UC Riverside	84 41						
28 A	Arizona St.	66 72	284 A	Long Beach St.	81 45						
112 H	Utah	88 51	82 H	South Dakota St.	95 56						

Non-Div I Games: Corban 125 42

Oregon

Loss, Non-Conf, S Site, H Home A Away N Neutral

Average RPI Win:	122	WON-LOST	WINNING	LAST 10	STRENGTH OF	OPP. STRENGTH	TEAM	ADJ.	CONF.	ADJ CONF.
Average RPI Loss:	16	RECORD	PCT. RANK	GAMES	SCHEDULE	OF SCHEDULE	RPI	RPI	RPI	RPI
DIV. I ONLY	16- 2	11	8-2	12	22	10	10	1	1	
DIV. I NON-CONF.	12- 0	1	4-0	64	26	5	5	1	1	
TOTALS	RPI 1-25	RPI 26-50	W-L RECORDS	RPI 51-100	RPI 101-150	RPI 150+				
16- 2	2- 1	2- 1	OVERALL	3- 0	4- 0	5- 0				
11- 1	2- 1	0- 0	HOME	2- 0	3- 0	4- 0				
2- 1	0- 0	2- 1	AWAY	0- 0	0- 0	0- 0				
3- 0	0- 0	0- 0	NEUTRAL	1- 0	1- 0	1- 0				
12- 0	2- 0	1- 0	NON-CONFERENCE	1- 0	3- 0	5- 0				
8- 0	2- 0	0- 0	HOME	0- 0	2- 0	4- 0				
1- 0	0- 0	1- 0	AWAY	0- 0	0- 0	0- 0				
3- 0	0- 0	0- 0	NEUTRAL	1- 0	1- 0	1- 0				
4- 2	0- 1	1- 1	CONFERENCE	2- 0	1- 0	0- 0				
3- 1	0- 1	0- 0	HOME	2- 0	1- 0	0- 0				
1- 1	0- 0	1- 1	AWAY	0- 0	0- 0	0- 0				
0- 0	0- 0	0- 0	NEUTRAL	0- 0	0- 0	0- 0				

RPI 1-25				Team's RPI: 10		RPI 26-50				RPI 51-100				RPI 101+			
RPI	S	Opponent	Score	RPI	S	Opponent	Score	RPI	S	Opponent	Score	RPI	S	Opponent	Score		
2	H	Missouri St.	80 69	28	A	Arizona St.	47 55	51	H	Colorado	72 60	108	N	Liberty	68 55		
4	H	Stanford	58 61	42	A	Arizona	63 61	67	N	BYU	65 34	112	H	Utah	77 48		
13	H	DePaul	98 77	50	A	Miami (FL)	75 53	100	H	California	81 44	113	H	Pacific	69 57		

Average RPI Win:	231	WON-LOST	WINNING	LAST 10	STRENGTH OF	OPP. STRENGTH	TEAM	ADJ.	CONF.	ADJ CONF.
Average RPI Loss:	90	RECORD	PCT. RANK	GAMES	SCHEDULE	OF SCHEDULE	RPI	RPI	RPI	RPI
DIV. I ONLY	11- 8	133	5-5	143	119	113	113	11	11	
DIV. I NON-CONF.	7- 4	100	1-1	157	155	88	88	11	11	
<hr/>										
TOTALS	RPI 1-25	RPI 26-50	W-L RECORDS	RPI 51-100	RPI 101-150	RPI 150+				
11- 8	0- 3	0- 0	OVERALL	1- 1	1- 1	9- 3				
6- 2	0- 0	0- 0	HOME	0- 1	0- 0	6- 1				
4- 5	0- 3	0- 0	AWAY	1- 0	1- 1	2- 1				
1- 1	0- 0	0- 0	NEUTRAL	0- 0	0- 0	1- 1				
7- 4	0- 2	0- 0	NON-CONFERENCE	1- 0	0- 1	6- 1				
4- 0	0- 0	0- 0	HOME	0- 0	0- 0	4- 0				
2- 3	0- 2	0- 0	AWAY	1- 0	0- 1	1- 0				
1- 1	0- 0	0- 0	NEUTRAL	0- 0	0- 0	1- 1				
4- 4	0- 1	0- 0	CONFERENCE	0- 1	1- 0	3- 2				
2- 2	0- 0	0- 0	HOME	0- 1	0- 0	2- 1				
2- 2	0- 1	0- 0	AWAY	0- 0	1- 0	1- 1				
0- 0	0- 0	0- 0	NEUTRAL	0- 0	0- 0	0- 0				

RPI 1-25				RPI 26-50				RPI 51-100				RPI 101+				Team's RPI: 113
RPI	S	Opponent	Score	RPI	S	Opponent	Score	RPI	S	Opponent	Score	RPI	S	Opponent	Score	
7	A	UCLA	57 68					67	H	BYU	66 76	128	A	Portland	77 73	
9	A	Gonzaga	67 68					87	A	Drexel	58 51	146	A	CSU Bakersfield	70 80	
10	A	Oregon St.	57 69									155	H	San Diego	64 66	
												162	N	Toledo	65 66	
												165	A	Santa Clara	65 75	
												209	H	SMU	77 49	
												226	H	UMKC	89 60	
												227	A	San Francisco	84 61	
												254	H	LMU (CA)	76 67	
												261	H	Pepperdine	64 63	
												269	H	Indiana St.	83 66	
												280	A	UC Santa Barbara	63 53	
												300	H	Weber St.	76 53	
												305	N	St. Francis Brooklyn	71 62	
<hr/>																
LAST 10 Division I																
155	H	San Diego	64 66	254	H	LMU (CA)	76 67									
67	H	BYU	66 76	227	A	San Francisco	84 61									
9	A	Gonzaga	67 68	165	A	Santa Clara	65 75									
128	A	Portland	77 73	162	N	Toledo	65 66									
261	H	Pepperdine	64 63	305	N	St. Francis Brooklyn	71 62									

Non-Div I Games:

Pacific

■ Loss,
■ Non-Conf,
■ S Site,
■ H Home
■ A Away
N Neutral

Average RPI Win:	229	WON-LOST	WINNING	LAST 10	STRENGTH OF	OPP. STRENGTH	TEAM	ADJ.	CONF.	ADJ CONF.
Average RPI Loss:	52	RECORD	PCT. RANK	GAMES	SCHEDULE	OF SCHEDULE	RPI	RPI	RPI	RPI
DIV. I ONLY	9- 3	51	7-3	308	65	121	121	8	8	
DIV. I NON-CONF.	9- 2	39	7-2	333	40	110	110	8	8	
TOTALS	RPI 1-25	RPI 26-50	W-L RECORDS	RPI 51-100	RPI 101-150	RPI 150+				
9- 3	0- 1	0- 1	OVERALL	1- 1	0- 0	8- 0				
5- 1	0- 1	0- 0	HOME	1- 0	0- 0	4- 0				
4- 2	0- 0	0- 1	AWAY	0- 1	0- 0	4- 0				
0- 0	0- 0	0- 0	NEUTRAL	0- 0	0- 0	0- 0				
9- 2	0- 0	0- 1	NON-CONFERENCE	1- 1	0- 0	8- 0				
5- 0	0- 0	0- 0	HOME	1- 0	0- 0	4- 0				
4- 2	0- 0	0- 1	AWAY	0- 1	0- 0	4- 0				
0- 0	0- 0	0- 0	NEUTRAL	0- 0	0- 0	0- 0				
0- 1	0- 1	0- 0	CONFERENCE	0- 0	0- 0	0- 0				
0- 1	0- 1	0- 0	HOME	0- 0	0- 0	0- 0				
0- 0	0- 0	0- 0	AWAY	0- 0	0- 0	0- 0				
0- 0	0- 0	0- 0	NEUTRAL	0- 0	0- 0	0- 0				

RPI	S	Opponent	Score	RPI	S	Opponent	Score	RPI	S	Opponent	Score	RPI	S	Opponent	Score	Team's RPI: 121
21	H	Princeton	55 75	49	A	Duke	50 66	85	A	Villanova	58 70	181	A	Saint Joseph's	55 45	
								87	H	Drexel	53 49	187	A	Hawaii	70 55	
												203	H	Iona	74 42	
												204	A	La Salle	65 49	
												230	H	Stetson	81 41	
												311	H	Siena	92 44	
												324	A	NJIT	85 51	
												336	H	Hartford	74 46	
LAST 10 Division I																
85	A	Villanova	58 70	204	A	La Salle	65 49									
21	H	Princeton	55 75	336	H	Hartford	74 46									
187	A	Hawaii	70 55	49	A	Duke	50 66									
87	H	Drexel	53 49	181	A	Saint Joseph's	55 45									
230	H	Stetson	81 41	203	H	Iona	74 42									

Non-Div I Games: Chaminade 90 39

Penn

Average RPI Win:	209	WON-LOST	WINNING	LAST 10	STRENGTH OF	OPP. STRENGTH	TEAM	ADJ.	CONF.	ADJ CONF.
Average RPI Loss:	103	RECORD	PCT. RANK	GAMES	SCHEDULE	OF SCHEDULE	RPI	RPI	RPI	RPI
DIV. I ONLY	7- 11	229	3-7	83	101	191	191	2	2	
DIV. I NON-CONF.	6- 5	151	2-1	230	251	218	218	2	2	
TOTALS	RPI 1-25	RPI 26-50	W-L RECORDS	RPI 51-100	RPI 101-150	RPI 150+				
7- 11	0- 2	0- 2	OVERALL	1- 3	1- 1	5- 3				
5- 5	0- 0	0- 1	HOME	1- 2	1- 0	3- 2				
1- 5	0- 2	0- 1	AWAY	0- 1	0- 1	1- 0				
1- 1	0- 0	0- 0	NEUTRAL	0- 0	0- 0	1- 1				
6- 5	0- 1	0- 0	NON-CONFERENCE	0- 1	1- 0	5- 3				
4- 3	0- 0	0- 0	HOME	0- 1	1- 0	3- 2				
1- 1	0- 1	0- 0	AWAY	0- 0	0- 0	1- 0				
1- 1	0- 0	0- 0	NEUTRAL	0- 0	0- 0	1- 1				
1- 6	0- 1	0- 2	CONFERENCE	1- 2	0- 1	0- 0				
1- 2	0- 0	0- 1	HOME	1- 1	0- 0	0- 0				
0- 4	0- 1	0- 1	AWAY	0- 1	0- 1	0- 0				
0- 0	0- 0	0- 0	NEUTRAL	0- 0	0- 0	0- 0				

RPI 1-25				RPI 26-50				RPI 51-100				RPI 101+ Team's RPI: 191			
RPI	S	Opponent	Score	RPI	S	Opponent	Score	RPI	S	Opponent	Score	RPI	S	Opponent	Score
16	A	Northwestern	59 85	26	H	Rutgers	57 62	53	H	Minnesota	74 81	117	H	Fordham	72 59
21	A	Princeton	55 72	32	A	Ohio St.	70 80	56	A	Michigan	48 82	139	A	Wisconsin	65 71
								90	H	Rider	70 78	171	H	Clemson	68 55
								99	H	Michigan St.	86 73	176	A	Towson	73 67
												204	H	La Salle	67 69
												210	H	George Mason	68 78
												274	H	Sacred Heart	88 65
												284	N	Long Beach St.	56 64
												302	H	Pittsburgh	78 73
												326	N	N.C. Central	92 68
LAST 10 Division I															
16	A	Northwestern	59 85	56	A	Michigan	48 82								
26	H	Rutgers	57 62	53	H	Minnesota	74 81								
32	A	Ohio St.	70 80	274	H	Sacred Heart	88 65								
99	H	Michigan St.	86 73	21	A	Princeton	55 72								
139	A	Wisconsin	65 71	302	H	Pittsburgh	78 73								

Non-Div I Games:

Penn St.

Pepperdine

Through Games Of Jan. 19, 2020

Average RPI Win:	243	WON-LOST	WINNING	LAST 10	STRENGTH OF	OPP. STRENGTH	TEAM	ADJ.	CONF.	ADJ CONF.
Average RPI Loss:	144	RECORD	PCT. RANK	GAMES	SCHEDULE	OF SCHEDULE	RPI	RPI	RPI	RPI
DIV. I ONLY	7- 8	198	4-6	305	107	261	261	11	11	
DIV. I NON-CONF.	4- 4	164	1-2	330	142	268	268	11	11	
TOTALS	RPI 1-25	RPI 26-50	W-L RECORDS	RPI 51-100	RPI 101-150	RPI 150+				
7- 8	0- 0	0- 0	OVERALL	0- 3	0- 1	7- 4				
5- 4	0- 0	0- 0	HOME	0- 1	0- 0	5- 3				
2- 4	0- 0	0- 0	AWAY	0- 2	0- 1	2- 1				
0- 0	0- 0	0- 0	NEUTRAL	0- 0	0- 0	0- 0				
4- 4	0- 0	0- 0	NON-CONFERENCE	0- 2	0- 0	4- 2				
2- 2	0- 0	0- 0	HOME	0- 0	0- 0	2- 2				
2- 2	0- 0	0- 0	AWAY	0- 2	0- 0	2- 0				
0- 0	0- 0	0- 0	NEUTRAL	0- 0	0- 0	0- 0				
3- 4	0- 0	0- 0	CONFERENCE	0- 1	0- 1	3- 2				
3- 2	0- 0	0- 0	HOME	0- 1	0- 0	3- 1				
0- 2	0- 0	0- 0	AWAY	0- 0	0- 1	0- 1				
0- 0	0- 0	0- 0	NEUTRAL	0- 0	0- 0	0- 0				

RPI 1-25				RPI 26-50				RPI 51-100				RPI 101+				Team's RPI: 261	
RPI	S	Opponent	Score	RPI	S	Opponent	Score	RPI	S	Opponent	Score	RPI	S	Opponent	Score		
								67	H	BYU	47	65	113	A	Pacific	63	64
								73	A	Washington St.	48	85	155	H	San Diego	73	57
								96	A	Boise St.	74	76	165	H	Santa Clara	79	71
													167	A	Saint Mary's (CA)	78	85
													187	H	Hawaii	51	52
													194	H	UNLV	44	69
													222	H	UC Davis	70	67
													227	H	San Francisco	82	70
													254	H	LMU (CA)	77	84
													289	A	Eastern Wash.	53	52
													309	A	New Mexico St.	72	69
													337	H	Cal Poly	63	53
LAST 10 Division I																	
254	H	LMU (CA)	77	84	67	H	BYU	47	65								
227	H	San Francisco	82	70	155	H	San Diego	73	57								
165	H	Santa Clara	79	71	96	A	Boise St.	74	76								
113	A	Pacific	63	64	222	H	UC Davis	70	67								
167	A	Saint Mary's (CA)	78	85	194	H	UNLV	44	69								

Non-Div I Games: Concordia (CA) 76 57 Cal St. L.A. 79 56

Pepperdine

Loss, Non-Conf, S Site, H Home A Away N Neutral

Pittsburgh

Through Games Of Jan. 19, 2020

Average RPI Win:	317	WON-LOST	WINNING	LAST 10	STRENGTH OF	OPP. STRENGTH	TEAM	ADJ.	CONF.	ADJ CONF.
Average RPI Loss:	118	RECORD	PCT. RANK	GAMES	SCHEDULE	OF SCHEDULE	RPI	RPI	RPI	RPI
DIV. I ONLY	3- 14	317	0-10	180	135	302	302	5	5	
DIV. I NON-CONF.	3- 8	268	0-4	223	264	304	304	3	3	
TOTALS	RPI 1-25	RPI 26-50	W-L RECORDS	RPI 51-100	RPI 101-150	RPI 150+				
3- 14	0- 0	0- 1	OVERALL	0- 5	0- 4	3- 4				
2- 7	0- 0	0- 0	HOME	0- 2	0- 3	2- 2				
0- 6	0- 0	0- 1	AWAY	0- 2	0- 1	0- 2				
1- 1	0- 0	0- 0	NEUTRAL	0- 1	0- 0	1- 0				
3- 8	0- 0	0- 0	NON-CONFERENCE	0- 2	0- 3	3- 3				
2- 4	0- 0	0- 0	HOME	0- 0	0- 2	2- 2				
0- 3	0- 0	0- 0	AWAY	0- 1	0- 1	0- 1				
1- 1	0- 0	0- 0	NEUTRAL	0- 1	0- 0	1- 0				
0- 6	0- 0	0- 1	CONFERENCE	0- 3	0- 1	0- 1				
0- 3	0- 0	0- 0	HOME	0- 2	0- 1	0- 0				
0- 3	0- 0	0- 1	AWAY	0- 1	0- 0	0- 1				
0- 0	0- 0	0- 0	NEUTRAL	0- 0	0- 0	0- 0				

RPI 1-25				RPI 26-50				RPI 51-100				RPI 101+ Team's RPI: 302			
RPI	S	Opponent	Score	RPI	S	Opponent	Score	RPI	S	Opponent	Score	RPI	S	Opponent	Score
				30	A	Virginia Tech	56 68	61	A	UCF	58 74	103	H	Stony Brook	56 59
								74	A	North Carolina	62 70	105	H	Duquesne	62 81
								75	N	Ohio	50 72	118	H	Notre Dame	52 60
								81	H	Boston College	70 79	124	A	Cincinnati	53 69
								92	H	Syracuse	51 69	171	A	Clemson	67 75
												188	H	Miami (OH)	71 80
												191	A	Penn St.	73 78
												232	H	Georgetown	56 66
												273	N	Ole Miss	58 50
												333	H	Fairleigh Dickinson	69 60
												344	H	Central Conn. St.	81 73
LAST 10 Division I															
				92	H	Syracuse	51 69	74	A	North Carolina	62 70				
				171	A	Clemson	67 75	124	A	Cincinnati	53 69				
				30	A	Virginia Tech	56 68	188	H	Miami (OH)	71 80				
				81	H	Boston College	70 79	103	H	Stony Brook	56 59				
				118	H	Notre Dame	52 60	191	A	Penn St.	73 78				

Non-Div I Games:

Pittsburgh

■ Loss,
 ■ Non-Conf,
 ■ S Site,
 ■ H Home
 ■ A Away
 N Neutral

Average RPI Win:	210	WON-LOST	WINNING	LAST 10	STRENGTH OF	OPP. STRENGTH	TEAM	ADJ.	CONF.	ADJ CONF.
Average RPI Loss:	130	RECORD	PCT. RANK	GAMES	SCHEDULE	OF SCHEDULE	RPI	RPI	RPI	RPI
DIV. I ONLY	9- 7	139	5-5	141	179	128	128	11	11	
DIV. I NON-CONF.	5- 4	140	1-2	204	320	187	187	11	11	
TOTALS	RPI 1-25	RPI 26-50	W-L RECORDS	RPI 51-100	RPI 101-150	RPI 150+				
9- 7	0- 1	0- 0	OVERALL	2- 1	0- 2	7- 3				
3- 4	0- 0	0- 0	HOME	1- 1	0- 2	2- 1				
6- 3	0- 1	0- 0	AWAY	1- 0	0- 0	5- 2				
0- 0	0- 0	0- 0	NEUTRAL	0- 0	0- 0	0- 0				
5- 4	0- 0	0- 0	NON-CONFERENCE	1- 1	0- 1	4- 2				
2- 3	0- 0	0- 0	HOME	1- 1	0- 1	1- 1				
3- 1	0- 0	0- 0	AWAY	0- 0	0- 0	3- 1				
0- 0	0- 0	0- 0	NEUTRAL	0- 0	0- 0	0- 0				
4- 3	0- 1	0- 0	CONFERENCE	1- 0	0- 1	3- 1				
1- 1	0- 0	0- 0	HOME	0- 0	0- 1	1- 0				
3- 2	0- 1	0- 0	AWAY	1- 0	0- 0	2- 1				
0- 0	0- 0	0- 0	NEUTRAL	0- 0	0- 0	0- 0				

RPI 1-25				RPI 26-50				RPI 51-100				RPI 101+ Team's RPI: 128			
RPI	S	Opponent	Score	RPI	S	Opponent	Score	RPI	S	Opponent	Score	RPI	S	Opponent	Score
9	A	Gonzaga	57 62					67	A	BYU	57 48	113	H	Pacific	73 77
								93	H	Fresno St.	75 64	115	H	Abilene Christian	69 76
								95	H	Loyola Chicago	64 78	155	A	San Diego	55 74
												165	A	Santa Clara	80 77
												167	H	Saint Mary's (CA)	78 65
												172	H	Portland St.	71 77
												227	A	San Francisco	73 66
												253	A	CSUN	64 73
												276	H	Grand Canyon	73 41
												287	A	Utah St.	70 64
												300	A	Weber St.	78 59
												310	A	Air Force	72 56
LAST 10 Division I															
165	A	Santa Clara	80 77	155	A	San Diego	55 74								
227	A	San Francisco	73 66	9	A	Gonzaga	57 62								
167	H	Saint Mary's (CA)	78 65	172	H	Portland St.	71 77								
113	H	Pacific	73 77	276	H	Grand Canyon	73 41								
67	A	BYU	57 48	95	H	Loyola Chicago	64 78								

Non-Div I Games: Warner Pacific 78 36 Willamette 82 42

Portland

Loss, Non-Conf, S Site, H Home A Away N Neutral

Average RPI Win:	226	WON-LOST	WINNING	LAST 10	STRENGTH OF	OPP. STRENGTH	TEAM	ADJ.	CONF.	ADJ CONF.
Average RPI Loss:	167	RECORD	PCT. RANK	GAMES	SCHEDULE	OF SCHEDULE	RPI	RPI	RPI	RPI
DIV. I ONLY	9- 7	139	6-4	228	249	172	172	21	21	
DIV. I NON-CONF.	5- 4	140	2-1	212	282	153	153	17	17	
TOTALS	RPI 1-25	RPI 26-50	W-L RECORDS	RPI 51-100	RPI 101-150	RPI 150+				
9- 7	0- 0	0- 0	OVERALL	0- 2	2- 1	7- 4				
5- 2	0- 0	0- 0	HOME	0- 1	1- 1	4- 0				
4- 4	0- 0	0- 0	AWAY	0- 1	1- 0	3- 3				
0- 1	0- 0	0- 0	NEUTRAL	0- 0	0- 0	0- 1				
5- 4	0- 0	0- 0	NON-CONFERENCE	0- 2	1- 0	4- 2				
2- 1	0- 0	0- 0	HOME	0- 1	0- 0	2- 0				
3- 2	0- 0	0- 0	AWAY	0- 1	1- 0	2- 1				
0- 1	0- 0	0- 0	NEUTRAL	0- 0	0- 0	0- 1				
4- 3	0- 0	0- 0	CONFERENCE	0- 0	1- 1	3- 2				
3- 1	0- 0	0- 0	HOME	0- 0	1- 1	2- 0				
1- 2	0- 0	0- 0	AWAY	0- 0	0- 0	1- 2				
0- 0	0- 0	0- 0	NEUTRAL	0- 0	0- 0	0- 0				

RPI 1-25				RPI 26-50				RPI 51-100				RPI 101+				Team's RPI: 172	
RPI	S	Opponent	Score	RPI	S	Opponent	Score	RPI	S	Opponent	Score	RPI	S	Opponent	Score		
								71	H	Tennessee	61	88	111	H	Montana St.	62	73
								96	A	Boise St.	57	82	120	H	Idaho	74	53
													128	A	Portland	77	71
													164	H	Montana	78	65
													197	A	Southern Utah	58	71
													200	A	Northern Colo.	58	77
													222	A	UC Davis	76	70
													226	A	UMKC	69	87
													266	A	UC Irvine	70	61
													266	N	UC Irvine	75	83
													276	H	Grand Canyon	69	46
													282	A	Idaho St.	69	64
													288	H	Nevada	80	75
													289	H	Eastern Wash.	75	58
LAST 10 Division I																	
				282	A	Idaho St.	69	64	197	A	Southern Utah	58	71				
				164	H	Montana	78	65	200	A	Northern Colo.	58	77				
				111	H	Montana St.	62	73	71	H	Tennessee	61	88				
				289	H	Eastern Wash.	75	58	128	A	Portland	77	71				
				120	H	Idaho	74	53	276	H	Grand Canyon	69	46				

Non-Div I Games: Multnomah 104 48

Portland St.

Average RPI Win:	341	WON-LOST	WINNING	LAST 10	STRENGTH OF	OPP. STRENGTH	TEAM	ADJ.	CONF.	ADJ CONF.
Average RPI Loss:	140	RECORD	PCT. RANK	GAMES	SCHEDULE	OF SCHEDULE	RPI	RPI	RPI	RPI
DIV. I ONLY	1- 12	341	1-9	164	147	301	301	31	31	
DIV. I NON-CONF.	0- 9	338	0-6	20	77	267	267	28	28	
TOTALS	RPI 1-25	RPI 26-50	W-L RECORDS	RPI 51-100	RPI 101-150	RPI 150+				
1- 12	0- 1	0- 2	OVERALL	0- 1	0- 3	1- 5				
0- 3	0- 0	0- 0	HOME	0- 0	0- 1	0- 2				
1- 7	0- 1	0- 2	AWAY	0- 1	0- 2	1- 1				
0- 2	0- 0	0- 0	NEUTRAL	0- 0	0- 0	0- 2				
0- 9	0- 1	0- 2	NON-CONFERENCE	0- 0	0- 3	0- 3				
0- 1	0- 0	0- 0	HOME	0- 0	0- 1	0- 0				
0- 6	0- 1	0- 2	AWAY	0- 0	0- 2	0- 1				
0- 2	0- 0	0- 0	NEUTRAL	0- 0	0- 0	0- 2				
1- 3	0- 0	0- 0	CONFERENCE	0- 1	0- 0	1- 2				
0- 2	0- 0	0- 0	HOME	0- 0	0- 0	0- 2				
1- 1	0- 0	0- 0	AWAY	0- 1	0- 0	1- 0				
0- 0	0- 0	0- 0	NEUTRAL	0- 0	0- 0	0- 0				

RPI 1-25				RPI 26-50				RPI 51-100				RPI 101+ Team's RPI: 301			
RPI	S	Opponent	Score	RPI	S	Opponent	Score	RPI	S	Opponent	Score	RPI	S	Opponent	Score
17	A	Texas A&M	38 80	27	A	Oklahoma	48 94	91	A	Texas Southern	65 88	126	A	Rice	55 77
				42	A	Arizona	48 83					136	H	Florida	44 51
												139	A	Wisconsin	42 68
												177	N	A&M-Corpus Christi	52 64
												179	A	Texas Tech	48 82
												188	N	Miami (OH)	52 65
												236	H	Southern U.	48 68
												321	H	Alcorn	63 68
												341	A	Grambling	67 54
LAST 10 Division I															
341	A	Grambling	67 54	179	A	Texas Tech	48 82								
91	A	Texas Southern	65 88	126	A	Rice	55 77								
236	H	Southern U.	48 68	136	H	Florida	44 51								
321	H	Alcorn	63 68	17	A	Texas A&M	38 80								
139	A	Wisconsin	42 68	42	A	Arizona	48 83								

Non-Div I Games: Huston-Tillotson 79 60 Wiley 75 42 Tex. A&M-Kingsville85 55

Prairie View

Loss, Non-Conf, S Site, H Home A Away N Neutral

Average RPI Win: 280		WON-LOST	WINNING	LAST 10	STRENGTH OF	OPP. STRENGTH	TEAM	ADJ.	CONF.	ADJ CONF.
Average RPI Loss: 198		RECORD	PCT. RANK	GAMES	SCHEDULE	OF SCHEDULE	RPI	RPI	RPI	RPI
DIV. I ONLY		3- 11	306	1-9	218	339	297	297	27	27
DIV. I NON-CONF.		2- 5	259	0-3	269	274	290	290	30	30
TOTALS	RPI 1-25	RPI 26-50		W-L RECORDS	RPI 51-100		RPI 101-150		RPI 150+	
3- 11	0- 0	0- 1		OVERALL	0- 0		0- 3		3- 7	
1- 4	0- 0	0- 0		HOME	0- 0		0- 1		1- 3	
2- 7	0- 0	0- 1		AWAY	0- 0		0- 2		2- 4	
0- 0	0- 0	0- 0		NEUTRAL	0- 0		0- 0		0- 0	
2- 5	0- 0	0- 1		NON-CONFERENCE	0- 0		0- 2		2- 2	
1- 1	0- 0	0- 0		HOME	0- 0		0- 0		1- 1	
1- 4	0- 0	0- 1		AWAY	0- 0		0- 2		1- 1	
0- 0	0- 0	0- 0		NEUTRAL	0- 0		0- 0		0- 0	
1- 6	0- 0	0- 0		CONFERENCE	0- 0		0- 1		1- 5	
0- 3	0- 0	0- 0		HOME	0- 0		0- 1		0- 2	
1- 3	0- 0	0- 0		AWAY	0- 0		0- 0		1- 3	
0- 0	0- 0	0- 0		NEUTRAL	0- 0		0- 0		0- 0	

RPI 1-25				RPI 26-50				RPI 51-100				RPI 101+				Team's RPI: 297	
RPI	S	Opponent	Score	RPI	S	Opponent	Score	RPI	S	Opponent	Score	RPI	S	Opponent	Score		
				29	A	West Virginia	40 56					131	H	Campbell	47 53		
												135	A	Illinois	52 71		
												136	A	Florida	46 60		
												173	H	Hampton	42 71		
												231	A	UNC Asheville	39 54		
												239	H	UNCW	60 70		
												241	A	Gardner-Webb	56 53		
												248	H	Col. of Charleston	58 54		
												259	A	Radford	42 54		
												265	A	Winthrop	54 61		
												286	H	Longwood	60 71		
												298	A	Wofford	60 67		
												350	A	South Carolina St.	70 49		
LAST 10 Division I																	
				131	H	Campbell	47 53	259	A	Radford	42 54						
				241	A	Gardner-Webb	56 53	231	A	UNC Asheville	39 54						
				265	A	Winthrop	54 61	239	H	UNCW	60 70						
				173	H	Hampton	42 71	135	A	Illinois	52 71						
				286	H	Longwood	60 71	298	A	Wofford	60 67						

Non-Div I Games:	William Peace	72	35	Brevard	74	45
------------------	---------------	----	----	---------	----	----

Presbyterian

■ Loss, ■ Non-Conf, S Site, H Home A Away N Neutral

Page 230

Average RPI Win:	166	WON-LOST	WINNING	LAST 10	STRENGTH OF	OPP. STRENGTH	TEAM	ADJ.	CONF.	ADJ CONF.
Average RPI Loss:	6	RECORD	PCT. RANK	GAMES	SCHEDULE	OF SCHEDULE	RPI	RPI	RPI	RPI
DIV. I ONLY	13- 1	9	9-1	90	111	21	21	8	8	
DIV. I NON-CONF.	12- 1	9	8-1	132	87	19	19	8	8	
TOTALS	RPI 1-25	RPI 26-50	W-L RECORDS	RPI 51-100	RPI 101-150	RPI 150+				
13- 1	0- 1	1- 0	OVERALL	4- 0	3- 0	5- 0				
7- 0	0- 0	1- 0	HOME	1- 0	0- 0	5- 0				
6- 1	0- 1	0- 0	AWAY	3- 0	3- 0	0- 0				
0- 0	0- 0	0- 0	NEUTRAL	0- 0	0- 0	0- 0				
12- 1	0- 1	1- 0	NON-CONFERENCE	4- 0	2- 0	5- 0				
7- 0	0- 0	1- 0	HOME	1- 0	0- 0	5- 0				
5- 1	0- 1	0- 0	AWAY	3- 0	2- 0	0- 0				
0- 0	0- 0	0- 0	NEUTRAL	0- 0	0- 0	0- 0				
1- 0	0- 0	0- 0	CONFERENCE	0- 0	1- 0	0- 0				
0- 0	0- 0	0- 0	HOME	0- 0	0- 0	0- 0				
1- 0	0- 0	0- 0	AWAY	0- 0	1- 0	0- 0				
0- 0	0- 0	0- 0	NEUTRAL	0- 0	0- 0	0- 0				

RPI 1-25				RPI 26-50				RPI 51-100				RPI 101+			
RPI	S	Opponent	Score	RPI	S	Opponent	Score	RPI	S	Opponent	Score	RPI	S	Opponent	Score
6	A	Iowa	75 77	31	H	FGCU	67 53	60	A	Seton Hall	78 76	121	A	Penn	75 55
								79	A	Marist	62 50	143	A	Missouri	68 33
								90	H	Rider	80 47	144	A	George Washington	75 50
								98	A	Saint Louis	66 50	191	H	Penn St.	72 55
												281	H	New Hampshire	77 37
												285	H	Monmouth	52 40
												305	H	St. Francis Brooklyn	76 44
												336	H	Hartford	73 42
LAST 10 Division I															
				121	A	Penn	75 55	336	H	Hartford	73 42				
				281	H	New Hampshire	77 37	79	A	Marist	62 50				
				98	A	Saint Louis	66 50	305	H	St. Francis Brooklyn	76 44				
				143	A	Missouri	68 33	285	H	Monmouth	52 40				
				191	H	Penn St.	72 55	6	A	Iowa	75 77				

Non-Div I Games:

Princeton

Providence

Through Games Of Jan. 19, 2020

Average RPI Win:	209	WON-LOST	WINNING	LAST 10	STRENGTH OF	OPP. STRENGTH	TEAM	ADJ.	CONF.	ADJ CONF.
Average RPI Loss:	80	RECORD	PCT. RANK	GAMES	SCHEDULE	OF SCHEDULE	RPI	RPI	RPI	RPI
DIV. I ONLY	9- 10	190	1-9	105	92	110	110	6	6	
DIV. I NON-CONF.	9- 3	64	1-2	187	217	65	65	6	6	
TOTALS	RPI 1-25	RPI 26-50	W-L RECORDS	RPI 51-100	RPI 101-150	RPI 150+				
9- 10	0- 2	0- 3	OVERALL	1- 3	3- 0	5- 2				
2- 2	0- 1	0- 1	HOME	1- 0	0- 0	1- 0				
5- 7	0- 1	0- 2	AWAY	0- 2	2- 0	3- 2				
2- 1	0- 0	0- 0	NEUTRAL	0- 1	1- 0	1- 0				
9- 3	0- 0	0- 1	NON-CONFERENCE	1- 1	3- 0	5- 1				
2- 0	0- 0	0- 0	HOME	1- 0	0- 0	1- 0				
5- 2	0- 0	0- 1	AWAY	0- 0	2- 0	3- 1				
2- 1	0- 0	0- 0	NEUTRAL	0- 1	1- 0	1- 0				
0- 7	0- 2	0- 2	CONFERENCE	0- 2	0- 0	0- 1				
0- 2	0- 1	0- 1	HOME	0- 0	0- 0	0- 0				
0- 5	0- 1	0- 1	AWAY	0- 2	0- 0	0- 1				
0- 0	0- 0	0- 0	NEUTRAL	0- 0	0- 0	0- 0				

RPI S	Opponent	Score	RPI S	Opponent	Score	RPI S	Opponent	Score	RPI S	Opponent	Score	Team's RPI: 110
13	H DePaul	67 80	40	H Marquette	50 60	60	A Seton Hall	55 97	112	A Utah	67 60	
22	A Creighton	63 72	45	A Yale	79 82	80	N Ball St.	51 52	123	A Massachusetts	72 63	
			46	A St. John's (NY)	58 64	81	H Boston College	76 60	142	N Rhode Island	58 51	
						85	A Villanova	49 51	178	A New Mexico	68 86	
									225	H UMass Lowell	63 38	
									232	A Georgetown	53 62	
									254	N LMU (CA)	48 45	
									285	A Monmouth	68 52	
									319	A Bryant	76 32	
									336	A Hartford	75 57	
LAST 10 Division I												
60	A Seton Hall	55 97	232	A Georgetown	53 62							
46	A St. John's (NY)	58 64	85	A Villanova	49 51							
22	A Creighton	63 72	254	N LMU (CA)	48 45							
40	H Marquette	50 60	80	N Ball St.	51 52							
13	H DePaul	67 80	178	A New Mexico	68 86							

Non-Div I Games:

Providence

Loss, Non-Conf, S Site, H Home A Away N Neutral

Average RPI Win:	135	WON-LOST	WINNING	LAST 10	STRENGTH OF	OPP. STRENGTH	TEAM	ADJ.	CONF.	ADJ CONF.
Average RPI Loss:	21	RECORD	PCT. RANK	GAMES	SCHEDULE	OF SCHEDULE	RPI	RPI	RPI	RPI
DIV. I ONLY	12- 7	102	5-5	10	7	33	33	2	2	
DIV. I NON-CONF.	9- 3	64	2-1	37	18	20	20	2	2	
TOTALS	RPI 1-25	RPI 26-50	W-L RECORDS	RPI 51-100	RPI 101-150	RPI 150+				
12- 7	0- 4	4- 2	OVERALL	0- 1	3- 0	5- 0				
8- 2	0- 0	1- 1	HOME	0- 1	3- 0	4- 0				
2- 4	0- 3	1- 1	AWAY	0- 0	0- 0	1- 0				
2- 1	0- 1	2- 0	NEUTRAL	0- 0	0- 0	0- 0				
9- 3	0- 2	3- 1	NON-CONFERENCE	0- 0	1- 0	5- 0				
6- 0	0- 0	1- 0	HOME	0- 0	1- 0	4- 0				
1- 2	0- 1	0- 1	AWAY	0- 0	0- 0	1- 0				
2- 1	0- 1	2- 0	NEUTRAL	0- 0	0- 0	0- 0				
3- 4	0- 2	1- 1	CONFERENCE	0- 1	2- 0	0- 0				
2- 2	0- 0	0- 1	HOME	0- 1	2- 0	0- 0				
1- 2	0- 2	1- 0	AWAY	0- 0	0- 0	0- 0				
0- 0	0- 0	0- 0	NEUTRAL	0- 0	0- 0	0- 0				

RPI 1-25				RPI 26-50				Team's RPI: 33	RPI 51-100				RPI 101+			
RPI	S	Opponent	Score	RPI	S	Opponent	Score		RPI	S	Opponent	Score	RPI	S	Opponent	Score
3	A	South Carolina	49 85	26	H	Rutgers	53 59		53	H	Minnesota	59 72	104	H	Kent St.	77 64
9	N	Gonzaga	50 63	28	N	Arizona St.	59 52						135	H	Illinois	81 67
11	A	Indiana	48 66	30	A	Virginia Tech	54 67						139	H	Wisconsin	72 61
16	A	Northwestern	56 61	32	A	Ohio St.	66 50						190	H	Northern Ill.	68 63
				34	H	Western Ky.	67 50						202	A	Chattanooga	66 34
				38	N	Drake	67 47						213	H	Bowling Green	81 74
													216	H	Western Ill.	66 59
													283	H	Milwaukee	68 55
LAST 10 Division I																
				53	H	Minnesota	59 72		139	H	Wisconsin	72 61				
				135	H	Illinois	81 67		32	A	Ohio St.	66 50				
				16	A	Northwestern	56 61		213	H	Bowling Green	81 74				
				11	A	Indiana	48 66		34	H	Western Ky.	67 50				
				26	H	Rutgers	53 59		3	A	South Carolina	49 85				

Non-Div I Games:

Purdue

■ Loss,
■ Non-Conf,
■ S Site,
■ H Home
■ A Away
N Neutral

Average RPI Win:	334	WON-LOST	WINNING	LAST 10	STRENGTH OF	OPP. STRENGTH	TEAM	ADJ.	CONF.	ADJ CONF.
Average RPI Loss:	172	RECORD	PCT. RANK	GAMES	SCHEDULE	OF SCHEDULE	RPI	RPI	RPI	RPI
DIV. I ONLY	2- 14	333	1-9	225	298	329	329	20	20	
DIV. I NON-CONF.	2- 9	304	1-4	284	310	336	336	19	19	
TOTALS	RPI 1-25	RPI 26-50	W-L RECORDS	RPI 51-100	RPI 101-150	RPI 150+				
2- 14	0- 0	0- 1	OVERALL	0- 2	0- 2	2- 9				
2- 5	0- 0	0- 1	HOME	0- 2	0- 0	2- 2				
0- 6	0- 0	0- 0	AWAY	0- 0	0- 1	0- 5				
0- 3	0- 0	0- 0	NEUTRAL	0- 0	0- 1	0- 2				
2- 9	0- 0	0- 0	NON-CONFERENCE	0- 1	0- 2	2- 6				
2- 2	0- 0	0- 0	HOME	0- 1	0- 0	2- 1				
0- 4	0- 0	0- 0	AWAY	0- 0	0- 1	0- 3				
0- 3	0- 0	0- 0	NEUTRAL	0- 0	0- 1	0- 2				
0- 5	0- 0	0- 1	CONFERENCE	0- 1	0- 0	0- 3				
0- 3	0- 0	0- 1	HOME	0- 1	0- 0	0- 1				
0- 2	0- 0	0- 0	AWAY	0- 0	0- 0	0- 2				
0- 0	0- 0	0- 0	NEUTRAL	0- 0	0- 0	0- 0				

RPI S	Opponent	Score	RPI S	Opponent	Score	RPI S	Opponent	Score	RPI S	Opponent	Score	Team's RPI: 329
43	H South Dakota	41 62	80	H Ball St.	52 83	104	N Kent St.	67 75				
			82	H South Dakota St.	69 100	114	A Butler	58 85				
						168	H Southeast Mo. St.	48 58				
						174	A Eastern Mich.	40 64				
						179	N Texas Tech	48 82				
						192	A North Dakota	85 91				
						198	A Akron	53 64				
						216	A Western Ill.	68 79				
						244	H Oral Roberts	73 79				
						285	N Monmouth	46 60				
						323	A SIUE	53 57				
						327	H Evansville	67 64				
						340	H UIC	61 50				
LAST 10 Division I												
244	H Oral Roberts	73 79	114	A Butler	58 85							
82	H South Dakota St.	69 100	327	H Evansville	67 64							
216	A Western Ill.	68 79	174	A Eastern Mich.	40 64							
192	A North Dakota	85 91	323	A SIUE	53 57							
43	H South Dakota	41 62	285	N Monmouth	46 60							

Non-Div I Games: Heidelberg 82 55 Purdue Northwest 73 50

Purdue Fort Wayne

Loss, Non-Conf, S Site, H Home A Away N Neutral

Quinnipiac

Through Games Of Jan. 19, 2020

Average RPI Win:	239	WON-LOST	WINNING	LAST 10	STRENGTH OF	OPP. STRENGTH	TEAM	ADJ.	CONF.	ADJ CONF.
Average RPI Loss:	99	RECORD	PCT. RANK	GAMES	SCHEDULE	OF SCHEDULE	RPI	RPI	RPI	RPI
DIV. I ONLY	7- 8	198	6-4	194	139	208	208	24	24	
DIV. I NON-CONF.	3- 6	235	2-2	67	63	173	173	25	25	
TOTALS	RPI 1-25	RPI 26-50	W-L RECORDS	RPI 51-100	RPI 101-150	RPI 150+				
7- 8	0- 1	0- 1	OVERALL	1- 3	1- 2	5- 1				
5- 4	0- 0	0- 0	HOME	1- 1	1- 2	3- 1				
2- 4	0- 1	0- 1	AWAY	0- 2	0- 0	2- 0				
0- 0	0- 0	0- 0	NEUTRAL	0- 0	0- 0	0- 0				
3- 6	0- 1	0- 1	NON-CONFERENCE	1- 2	1- 2	1- 0				
2- 3	0- 0	0- 0	HOME	1- 1	1- 2	0- 0				
1- 3	0- 1	0- 1	AWAY	0- 1	0- 0	1- 0				
0- 0	0- 0	0- 0	NEUTRAL	0- 0	0- 0	0- 0				
4- 2	0- 0	0- 0	CONFERENCE	0- 1	0- 0	4- 1				
3- 1	0- 0	0- 0	HOME	0- 0	0- 0	3- 1				
1- 1	0- 0	0- 0	AWAY	0- 1	0- 0	1- 0				
0- 0	0- 0	0- 0	NEUTRAL	0- 0	0- 0	0- 0				

RPI 1-25				RPI 26-50				RPI 51-100				RPI 101+ Team's RPI: 208			
RPI	S	Opponent	Score	RPI	S	Opponent	Score	RPI	S	Opponent	Score	RPI	S	Opponent	Score
20	A	Maryland	52 107	45	A	Yale	59 63	58	H	Bucknell	76 69	141	H	Harvard	68 77
								61	A	UCF	58 80	142	H	Rhode Island	75 63
								87	H	Drexel	62 66	144	H	George Washington	67 78
								90	A	Rider	59 75	203	H	Iona	71 75
												212	H	Manhattan	70 58
												285	H	Monmouth	60 53
												311	A	Siena	66 52
												330	H	Canisius	74 71
												336	A	Hartford	87 50
LAST 10 Division I															
330	H	Canisius	74 71	203	H	Iona	71 75								
285	H	Monmouth	60 53	336	A	Hartford	87 50								
212	H	Manhattan	70 58	142	H	Rhode Island	75 63								
90	A	Rider	59 75	61	A	UCF	58 80								
311	A	Siena	66 52	144	H	George Washington	67 78								

Non-Div I Games:

Quinnipiac

Loss, Non-Conf, S Site, H Home A Away N Neutral

RPI 1-25				RPI 26-50				RPI 51-100				RPI 101+				Team's RPI: 259	
RPI	S	Opponent	Score	RPI	S	Opponent	Score	RPI	S	Opponent	Score	RPI	S	Opponent	Score		
				29	A	West Virginia	37 74	63	A	Vanderbilt	46 80	173	A	Hampton	48 51		
				32	A	Ohio St.	57 70	68	A	Alabama	51 85	193	H	American	55 59		
												214	H	Mt. St. Mary's	58 75		
												228	A	ETSU	67 43		
												231	H	UNC Asheville	50 63		
												239	A	High Point	58 68		
												264	A	Morehead St.	62 73		
												265	H	Winthrop	54 53		
												286	A	Longwood	62 61		
												297	H	Presbyterian	54 42		
												339	H	Charleston So.	72 35		
												350	A	South Carolina St.	60 45		
LAST 10 Division I																	
				265	H	Winthrop	54 53	339	H	Charleston So.	72 35						
				286	A	Longwood	62 61	297	H	Presbyterian	54 42						
				231	H	UNC Asheville	50 63	68	A	Alabama	51 85						
				173	A	Hampton	48 51	193	H	American	55 59						
				239	A	High Point	58 68	32	A	Ohio St.	57 70						

Radford

Rhode Island

Through Games Of Jan. 19, 2020

Average RPI Win:	211	WON-LOST	WINNING	LAST 10	STRENGTH OF	OPP. STRENGTH	TEAM	ADJ.	CONF.	ADJ CONF.
Average RPI Loss:	137	RECORD	PCT. RANK	GAMES	SCHEDULE	OF SCHEDULE	RPI	RPI	RPI	RPI
DIV. I ONLY	10- 7	123	5-5	173	260	142	142	12	12	
DIV. I NON-CONF.	7- 5	130	2-3	224	330	162	162	12	12	
TOTALS	RPI 1-25	RPI 26-50	W-L RECORDS	RPI 51-100	RPI 101-150	RPI 150+				
10- 7	0- 0	0- 0	OVERALL	0- 2	4- 3	6- 2				
7- 1	0- 0	0- 0	HOME	0- 0	4- 1	3- 0				
2- 5	0- 0	0- 0	AWAY	0- 2	0- 1	2- 2				
1- 1	0- 0	0- 0	NEUTRAL	0- 0	0- 1	1- 0				
7- 5	0- 0	0- 0	NON-CONFERENCE	0- 1	2- 2	5- 2				
5- 0	0- 0	0- 0	HOME	0- 0	2- 0	3- 0				
1- 4	0- 0	0- 0	AWAY	0- 1	0- 1	1- 2				
1- 1	0- 0	0- 0	NEUTRAL	0- 0	0- 1	1- 0				
3- 2	0- 0	0- 0	CONFERENCE	0- 1	2- 1	1- 0				
2- 1	0- 0	0- 0	HOME	0- 0	2- 1	0- 0				
1- 1	0- 0	0- 0	AWAY	0- 1	0- 0	1- 0				
0- 0	0- 0	0- 0	NEUTRAL	0- 0	0- 0	0- 0				

RPI 1-25				RPI 26-50				RPI 51-100				RPI 101+				Team's RPI: 142	
RPI	S	Opponent	Score	RPI	S	Opponent	Score	RPI	S	Opponent	Score	RPI	S	Opponent	Score		
								81	A	Boston College	55	66	110	N	Providence	51	58
								86	A	Davidson	67	79	123	H	Massachusetts	69	66
													130	H	Richmond	76	70
													132	H	Robert Morris	71	59
													137	H	Holy Cross	73	58
													138	H	VCU	54	75
													141	A	Harvard	58	61
													181	A	Saint Joseph's	49	47
													192	A	North Dakota	61	67
													208	A	Quinnipiac	63	75
													229	N	Brown	89	44
													242	H	Fairfield	74	41
													251	H	Vermont	77	74
													336	A	Hartford	68	56
													348	H	LIU Brooklyn	79	56
LAST 10 Division I																	
				123	H	Massachusetts	69	66					141	A	Harvard	58	61
				181	A	Saint Joseph's	49	47					208	A	Quinnipiac	63	75
				86	A	Davidson	67	79					132	H	Robert Morris	71	59
				130	H	Richmond	76	70					110	N	Providence	51	58
				138	H	VCU	54	75					229	N	Brown	89	44

Non-Div I Games:

Rhode Island

■ Loss,
 ■ Non-Conf,
 ■ S Site,
 ■ H Home
 ■ A Away
 N Neutral

Average RPI Win:	230	WON-LOST	WINNING	LAST 10	STRENGTH OF	OPP. STRENGTH	TEAM	ADJ.	CONF.	ADJ CONF.
Average RPI Loss:	72	RECORD	PCT. RANK	GAMES	SCHEDULE	OF SCHEDULE	RPI	RPI	RPI	RPI
DIV. I ONLY	11- 6	88	7-3	206	108	126	126	13	13	
DIV. I NON-CONF.	5- 6	187	1-3	233	35	210	210	14	14	
TOTALS	RPI 1-25	RPI 26-50	W-L RECORDS	RPI 51-100	RPI 101-150	RPI 150+				
11- 6	0- 1	1- 3	OVERALL	0- 1	0- 0	10- 1				
8- 1	0- 1	1- 0	HOME	0- 0	0- 0	7- 0				
3- 3	0- 0	0- 1	AWAY	0- 1	0- 0	3- 1				
0- 2	0- 0	0- 2	NEUTRAL	0- 0	0- 0	0- 0				
5- 6	0- 1	0- 3	NON-CONFERENCE	0- 1	0- 0	5- 1				
4- 1	0- 1	0- 0	HOME	0- 0	0- 0	4- 0				
1- 3	0- 0	0- 1	AWAY	0- 1	0- 0	1- 1				
0- 2	0- 0	0- 2	NEUTRAL	0- 0	0- 0	0- 0				
6- 0	0- 0	1- 0	CONFERENCE	0- 0	0- 0	5- 0				
4- 0	0- 0	1- 0	HOME	0- 0	0- 0	3- 0				
2- 0	0- 0	0- 0	AWAY	0- 0	0- 0	2- 0				
0- 0	0- 0	0- 0	NEUTRAL	0- 0	0- 0	0- 0				

RPI 1-25			RPI 26-50			RPI 51-100			RPI 101+			Team's RPI: 126
RPI	S	Opponent	Score	RPI	S	Opponent	Score	RPI	S	Opponent	Score	
17	H	Texas A&M	61 62	30	N	Virginia Tech	45 54	91	A	Texas Southern	56 63	175 H Southern Miss. 75 64
				34	H	Western Ky.	73 65					189 A Fla. Atlantic 78 69
				39	N	Georgia Tech	52 54					201 H Little Rock 66 40
				44	A	Oklahoma St.	38 69					209 A SMU 43 55
												211 H Northern Ariz. 71 57
												243 H Marshall 81 43
												256 H Louisiana Tech 60 47
												301 H Prairie View 77 55
												304 H Nicholls St. 71 47
												308 A FIU 68 47
												313 A McNeese 81 50
LAST 10 Division I												
				175	H	Southern Miss.	75 64					243 H Marshall 81 43
				256	H	Louisiana Tech	60 47					39 N Georgia Tech 52 54
				308	A	FIU	68 47					30 N Virginia Tech 45 54
				189	A	Fla. Atlantic	78 69					301 H Prairie View 77 55
				34	H	Western Ky.	73 65					91 A Texas Southern 56 63

Non-Div I Games:

Rice

Average RPI Win: 184	WON-LOST	WINNING	LAST 10	STRENGTH OF	OPP. STRENGTH	TEAM	ADJ.	CONF.	ADJ CONF.
Average RPI Loss: 122	RECORD	PCT. RANK	GAMES	SCHEDULE	OF SCHEDULE	RPI	RPI	RPI	RPI
DIV. I ONLY	7- 11	229	2-8	44	224	130	130	12	12
DIV. I NON-CONF.	7- 7	164	2-4	27	291	83	83	12	12
TOTALS	RPI 1-25	RPI 26-50	W-L RECORDS	RPI 51-100	RPI 101-150	RPI 150+			
7- 11	0- 0	0- 1	OVERALL	0- 4	2- 3	5- 3			
3- 2	0- 0	0- 0	HOME	0- 1	0- 1	3- 0			
4- 6	0- 0	0- 1	AWAY	0- 2	2- 2	2- 1			
0- 3	0- 0	0- 0	NEUTRAL	0- 1	0- 0	0- 2			
7- 7	0- 0	0- 1	NON-CONFERENCE	0- 3	2- 1	5- 2			
3- 1	0- 0	0- 0	HOME	0- 0	0- 1	3- 0			
4- 3	0- 0	0- 1	AWAY	0- 2	2- 0	2- 0			
0- 3	0- 0	0- 0	NEUTRAL	0- 1	0- 0	0- 2			
0- 4	0- 0	0- 0	CONFERENCE	0- 1	0- 2	0- 1			
0- 1	0- 0	0- 0	HOME	0- 1	0- 0	0- 0			
0- 3	0- 0	0- 0	AWAY	0- 0	0- 2	0- 1			
0- 0	0- 0	0- 0	NEUTRAL	0- 0	0- 0	0- 0			

RPI S	Opponent	Score	RPI S	Opponent	Score	RPI S	Opponent	Score	RPI S	Opponent	Score	Team's RPI: 130
			37 A	Old Dominion	51 73	62 A	Charlotte	59 78	109 A	Coastal Caro.	79 67	
						72 N	Bradley	57 61	119 A	UNC Greensboro	70 62	
						87 A	Drexel	52 58	138 A	VCU	50 53	
						88 H	Dayton	51 65	142 A	Rhode Island	70 76	
									149 H	Furman	69 70	
									160 H	William & Mary	76 73	
									169 H	Norfolk St.	77 69	
									173 N	Hampton	65 69	
									181 A	Saint Joseph's	56 67	
									189 H	Fla. Atlantic	57 55	
									214 N	Mt. St. Mary's	67 75	
									232 A	Georgetown	51 49	
									307 A	UMES	64 52	
LAST 10 Division I												
			138 A	VCU	50 53	173 N	Hampton	65 69				
			88 H	Dayton	51 65	214 N	Mt. St. Mary's	67 75				
			142 A	Rhode Island	70 76	37 A	Old Dominion	51 73				
			181 A	Saint Joseph's	56 67	149 H	Furman	69 70				
			169 H	Norfolk St.	77 69	307 A	UMES	64 52				

Non-Div I Games:

Richmond

 Loss,
 Non-Conf,
 S Site,
 H Home
 A Away
N Neutral

Average RPI Win:	221	WON-LOST	WINNING	LAST 10	STRENGTH OF	OPP. STRENGTH	TEAM	ADJ.	CONF.	ADJ CONF.
Average RPI Loss:	58	RECORD	PCT. RANK	GAMES	SCHEDULE	OF SCHEDULE	RPI	RPI	RPI	RPI
DIV. I ONLY	12- 2	21	9-1	326	61	90	90	24	24	
DIV. I NON-CONF.	7- 2	56	4-1	331	12	127	127	25	25	
TOTALS	RPI 1-25	RPI 26-50	W-L RECORDS	RPI 51-100	RPI 101-150	RPI 150+				
12- 2	0- 1	0- 0	OVERALL	1- 1	0- 0	11- 0				
6- 0	0- 0	0- 0	HOME	0- 0	0- 0	6- 0				
5- 1	0- 1	0- 0	AWAY	1- 0	0- 0	4- 0				
1- 1	0- 0	0- 0	NEUTRAL	0- 1	0- 0	1- 0				
7- 2	0- 1	0- 0	NON-CONFERENCE	0- 1	0- 0	7- 0				
3- 0	0- 0	0- 0	HOME	0- 0	0- 0	3- 0				
3- 1	0- 1	0- 0	AWAY	0- 0	0- 0	3- 0				
1- 1	0- 0	0- 0	NEUTRAL	0- 1	0- 0	1- 0				
5- 0	0- 0	0- 0	CONFERENCE	1- 0	0- 0	4- 0				
3- 0	0- 0	0- 0	HOME	0- 0	0- 0	3- 0				
2- 0	0- 0	0- 0	AWAY	1- 0	0- 0	1- 0				
0- 0	0- 0	0- 0	NEUTRAL	0- 0	0- 0	0- 0				

RPI 1-25				RPI 26-50				RPI 51-100 Team's RPI: 90				RPI 101+			
RPI	S	Opponent	Score	RPI	S	Opponent	Score	RPI	S	Opponent	Score	RPI	S	Opponent	Score
21	A	Princeton	47 80					79	A	Marist	76 72	191	A	Penn St.	78 70
								94	N	North Florida	70 80	203	A	Iona	81 37
												204	H	La Salle	70 43
												208	H	Quinnipiac	75 59
												218	H	Niagara	79 75
												219	H	Xavier	64 57
												232	A	Georgetown	65 64
												255	N	Lipscomb	81 76
												260	A	Delaware St.	71 69
												268	H	Wagner	77 63
												311	H	Siena	70 66
LAST 10 Division I															
311	H	Siena	70 66	260	A	Delaware St.	71 69								
79	A	Marist	76 72	268	H	Wagner	77 63								
208	H	Quinnipiac	75 59	232	A	Georgetown	65 64								
203	A	Iona	81 37	204	H	La Salle	70 43								
218	H	Niagara	79 75	94	N	North Florida	70 80								

Non-Div I Games:

Rider

Robert Morris

Through Games Of Jan. 19, 2020

Average RPI Win:	226	WON-LOST	WINNING	LAST 10	STRENGTH OF	OPP. STRENGTH	TEAM	ADJ.	CONF.	ADJ CONF.
Average RPI Loss:	119	RECORD	PCT. RANK	GAMES	SCHEDULE	OF SCHEDULE	RPI	RPI	RPI	RPI
DIV. I ONLY	9- 6	119	7-3	195	177	132	132	29	29	
DIV. I NON-CONF.	4- 6	212	2-3	101	154	158	158	29	29	
TOTALS	RPI 1-25	RPI 26-50	W-L RECORDS	RPI 51-100	RPI 101-150	RPI 150+				
9- 6	0- 1	0- 1	OVERALL	0- 0	0- 2	9- 2				
5- 2	0- 0	0- 0	HOME	0- 0	0- 0	5- 2				
4- 4	0- 1	0- 1	AWAY	0- 0	0- 2	4- 0				
0- 0	0- 0	0- 0	NEUTRAL	0- 0	0- 0	0- 0				
4- 6	0- 1	0- 1	NON-CONFERENCE	0- 0	0- 2	4- 2				
2- 2	0- 0	0- 0	HOME	0- 0	0- 0	2- 2				
2- 4	0- 1	0- 1	AWAY	0- 0	0- 2	2- 0				
0- 0	0- 0	0- 0	NEUTRAL	0- 0	0- 0	0- 0				
5- 0	0- 0	0- 0	CONFERENCE	0- 0	0- 0	5- 0				
3- 0	0- 0	0- 0	HOME	0- 0	0- 0	3- 0				
2- 0	0- 0	0- 0	AWAY	0- 0	0- 0	2- 0				
0- 0	0- 0	0- 0	NEUTRAL	0- 0	0- 0	0- 0				

RPI 1-25				RPI 26-50				RPI 51-100				RPI 101+ Team's RPI: 132			
RPI	S	Opponent	Score	RPI	S	Opponent	Score	RPI	S	Opponent	Score	RPI	S	Opponent	Score
24	A	TCU	61 66	41	A	James Madison	32 59					104	A	Kent St.	81 82
												142	A	Rhode Island	59 71
												153	H	Columbia	59 61
												161	H	Youngstown St.	58 43
												169	A	Norfolk St.	69 62
												184	A	Merrimack	68 62
												184	H	Merrimack	72 50
												204	A	La Salle	71 68
												219	H	Xavier	71 57
												252	H	Delaware	62 73
												268	H	Wagner	51 47
												305	H	St. Francis Brooklyn	69 44
												344	A	Central Conn. St.	86 56
LAST 10 Division I															
184	H	Merrimack	72 50	41	A	James Madison	32 59								
305	H	St. Francis Brooklyn	69 44	169	A	Norfolk St.	69 62								
268	H	Wagner	51 47	142	A	Rhode Island	59 71								
184	A	Merrimack	68 62	252	H	Delaware	62 73								
344	A	Central Conn. St.	86 56	219	H	Xavier	71 57								

Non-Div I Games: Pitt.-Johnstown 63 30

Robert Morris

■ Loss,
 ■ Non-Conf,
 ■ S Site,
 ■ H Home
 ■ A Away
 N Neutral

Average RPI Win: 152		WON-LOST	WINNING	LAST 10	STRENGTH OF	OPP. STRENGTH	TEAM	ADJ.	CONF.	ADJ CONF.
Average RPI Loss: 18		RECORD	PCT. RANK	GAMES	SCHEDULE	OF SCHEDULE	RPI	RPI	RPI	RPI
DIV. I ONLY		15- 2	16	9-1	100	34	26	26	2	2
DIV. I NON-CONF.		10- 1	19	4-0	200	62	37	37	2	2
TOTALS		RPI 1-25	RPI 26-50		W-L RECORDS		RPI 51-100	RPI 101-150	RPI 150+	
15- 2	0- 2	4- 0		OVERALL		1- 0	3- 0	7- 0		
8- 1	0- 1	2- 0		HOME		0- 0	1- 0	5- 0		
5- 1	0- 1	1- 0		AWAY		0- 0	2- 0	2- 0		
2- 0	0- 0	1- 0		NEUTRAL		1- 0	0- 0	0- 0		
10- 1	0- 1	2- 0		NON-CONFERENCE		1- 0	1- 0	6- 0		
7- 0	0- 0	1- 0		HOME		0- 0	1- 0	5- 0		
1- 1	0- 1	0- 0		AWAY		0- 0	0- 0	1- 0		
2- 0	0- 0	1- 0		NEUTRAL		1- 0	0- 0	0- 0		
5- 1	0- 1	2- 0		CONFERENCE		0- 0	2- 0	1- 0		
1- 1	0- 1	1- 0		HOME		0- 0	0- 0	0- 0		
4- 0	0- 0	1- 0		AWAY		0- 0	2- 0	1- 0		
0- 0	0- 0	0- 0		NEUTRAL		0- 0	0- 0	0- 0		

RPI	S	Opponent	Score	RPI	S	Opponent	Score	Team's RPI: 26	RPI	S	Opponent	Score	RPI	S	Opponent	Score
11	H	Indiana	56 66	33	A	Purdue	59 53		63	N	Vanderbilt	62 56	135	A	Illinois	75 51
25	A	LSU	58 64	35	H	Virginia	73 63						139	A	Wisconsin	64 61
				39	N	Georgia Tech	46 43						141	H	Harvard	74 46
				47	H	Nebraska	69 65						176	H	Towson	67 53
													191	A	Penn St.	62 57
													218	H	Niagara	87 37
													236	H	Southern U.	78 58
													238	A	South Alabama	77 56
													243	H	Marshall	66 41
													342	H	Coppin St.	107 33
LAST 10 Division I																
191	A	Penn St.	62 57	139	A	Wisconsin	64 61									
47	H	Nebraska	69 65	243	H	Marshall	66 41									
135	A	Illinois	75 51	236	H	Southern U.	78 58									
33	A	Purdue	59 53	176	H	Towson	67 53									
11	H	Indiana	56 66	35	H	Virginia	73 63									

Non-Div I Games:

Rutgers

■ Loss,
 ■ Non-Conf, S Site,
 ■ Home
 ■ Away
 N Neutral

Average RPI Win:	268	WON-LOST	WINNING	LAST 10	STRENGTH OF	OPP. STRENGTH	TEAM	ADJ.	CONF.	ADJ CONF.
Average RPI Loss:	70	RECORD	PCT. RANK	GAMES	SCHEDULE	OF SCHEDULE	RPI	RPI	RPI	RPI
DIV. I ONLY	10- 3	43	8-2	323	190	148	148	25	25	
DIV. I NON-CONF.	4- 2	90	2-1	258	132	126	126	22	22	
TOTALS	RPI 1-25	RPI 26-50	W-L RECORDS	RPI 51-100	RPI 101-150	RPI 150+				
10- 3	0- 0	0- 1	OVERALL	0- 1	0- 1	10- 0				
5- 1	0- 0	0- 0	HOME	0- 1	0- 0	5- 0				
4- 2	0- 0	0- 1	AWAY	0- 0	0- 1	4- 0				
1- 0	0- 0	0- 0	NEUTRAL	0- 0	0- 0	1- 0				
4- 2	0- 0	0- 1	NON-CONFERENCE	0- 1	0- 0	4- 0				
1- 1	0- 0	0- 0	HOME	0- 1	0- 0	1- 0				
2- 1	0- 0	0- 1	AWAY	0- 0	0- 0	2- 0				
1- 0	0- 0	0- 0	NEUTRAL	0- 0	0- 0	1- 0				
6- 1	0- 0	0- 0	CONFERENCE	0- 0	0- 1	6- 0				
4- 0	0- 0	0- 0	HOME	0- 0	0- 0	4- 0				
2- 1	0- 0	0- 0	AWAY	0- 0	0- 1	2- 0				
0- 0	0- 0	0- 0	NEUTRAL	0- 0	0- 0	0- 0				

RPI	S	Opponent	Score	RPI	S	Opponent	Score	RPI	S	Opponent	Score	RPI	S	Opponent	Score	Team's RPI: 148
27	A	Oklahoma	62 75	61	H	UCF	57 63	122	A	New Orleans	50 53	177	A	A&M-Corpus Christi	66 44	
								205	A	Tulsa	67 63	221	H	Central Ark.	102 41	
								247	H	Southeastern La.	77 51	280	N	UC Santa Barbara	67 56	
								288	A	Nevada	80 65	299	A	Houston Baptist	59 42	
								313	H	McNeese	82 51	321	H	Alcorn	67 62	
								331	H	Incarinate Word	67 45					
LAST 10 Division I																
331	H	Incarinate Word	67 45	313	H	McNeese	82 51									
221	H	Central Ark.	102 41	299	A	Houston Baptist	59 42									
177	A	A&M-Corpus Christi	66 44	288	A	Nevada	80 65									
122	A	New Orleans	50 53	280	N	UC Santa Barbara	67 56									
247	H	Southeastern La.	77 51	27	A	Oklahoma	62 75									

Non-Div I Games: LSU-Shreveport 75 32 Our Lady of the Lak87 75 Cent. Christian (KS104 46

SFA

Loss, Non-Conf, S Site, H Home A Away N Neutral

S
I
U
E

SIUE				Through Games Of Jan. 19, 2020						
Average RPI Win:	330	WON-LOST	WINNING	LAST 10	STRENGTH OF	OPP. STRENGTH	TEAM	ADJ.	CONF.	ADJ CONF.
Average RPI Loss:	159	RECORD	PCT. RANK	GAMES	SCHEDULE	OF SCHEDULE	RPI	RPI	RPI	RPI
DIV. I ONLY		3- 13	313	1-9	278	191	323	323	18	18
DIV. I NON-CONF.		2- 8	295	0-4	235	135	314	314	21	21

TOTALS	RPI 1-25	RPI 26-50		W-L RECORDS		RPI 51-100		RPI 101-150		RPI 150+
3- 13	0- 0	0- 1		OVERALL		0- 5		0- 2		3- 5
2- 5	0- 0	0- 0		HOME		0- 3		0- 1		2- 1
1- 7	0- 0	0- 1		AWAY		0- 2		0- 1		1- 3
0- 1	0- 0	0- 0		NEUTRAL		0- 0		0- 0		0- 1
2- 8	0- 0	0- 1		NON-CONFERENCE		0- 4		0- 1		2- 2
2- 3	0- 0	0- 0		HOME		0- 3		0- 0		2- 0
0- 4	0- 0	0- 1		AWAY		0- 1		0- 1		0- 1
0- 1	0- 0	0- 0		NEUTRAL		0- 0		0- 0		0- 1
1- 5	0- 0	0- 0		CONFERENCE		0- 1		0- 1		1- 3
0- 2	0- 0	0- 0		HOME		0- 0		0- 1		0- 1
1- 3	0- 0	0- 0		AWAY		0- 1		0- 0		1- 2
0- 0	0- 0	0- 0		NEUTRAL		0- 0		0- 0		0- 0

S
I
U
E

RPI 1-25				RPI 26-50				RPI 51-100				RPI 101+				Team's RPI: 323	
RPI	S	Opponent	Score	RPI	S	Opponent	Score	RPI	S	Opponent	Score	RPI	S	Opponent	Score		
				47	A	Nebraska	49 63	66	H	Southern Ill.	67 103	143	A	Missouri	51 68		
								78	A	Illinois St.	53 74	145	H	Tennessee Tech	50 65		
								84	A	Belmont	48 69	166	N	North Ala.	67 85		
								95	H	Loyola Chicago	50 63	258	A	Eastern Ky.	46 49		
								98	H	Saint Louis	35 68	264	A	Morehead St.	69 75		
												306	H	Jacksonville St.	44 53		
												318	A	Georgia St.	73 74		
												327	H	Evansville	85 74		
												329	H	Purdue Fort Wayne	57 53		
												334	A	Tennessee St.	76 63		

LAST 10 Division I																	
				306	H	Jacksonville St.	44 53	84	A	Belmont	48 69						
				145	H	Tennessee Tech	50 65	318	A	Georgia St.	73 74						
				258	A	Eastern Ky.	46 49	166	N	North Ala.	67 85						
				264	A	Morehead St.	69 75	78	A	Illinois St.	53 74						
				334	A	Tennessee St.	76 63	95	H	Loyola Chicago	50 63						

Non-Div I Games: Quincy 65 70

SIUE

SMU				STRENGTH OF SCHEDULE	OPP. STRENGTH OF SCHEDULE	TEAM RPI	ADJ. RPI	CONF. RPI	ADJ CONF. RPI
Average RPI Win:	231	WON-LOST RECORD	WINNING PCT. RANK						
Average RPI Loss:	109		LAST 10 GAMES						
DIV. I ONLY	7- 9	206	4-6	123	141	209	209	9	9
DIV. I NON-CONF.	6- 6	164	3-3	155	248	219	219	9	9

TOTALS	RPI 1-25		RPI 26-50	W-L RECORDS	RPI 51-100	RPI 101-150		RPI 150+	
7- 9	0- 2		0- 0	OVERALL	0- 1	1- 4		6- 2	
5- 6	0- 2		0- 0	HOME	0- 0	1- 2		4- 2	
1- 3	0- 0		0- 0	AWAY	0- 1	0- 2		1- 0	
1- 0	0- 0		0- 0	NEUTRAL	0- 0	0- 0		1- 0	
6- 6	0- 1		0- 0	NON-CONFERENCE	0- 0	1- 3		5- 2	
5- 4	0- 1		0- 0	HOME	0- 0	1- 1		4- 2	
0- 2	0- 0		0- 0	AWAY	0- 0	0- 2		0- 0	
1- 0	0- 0		0- 0	NEUTRAL	0- 0	0- 0		1- 0	
1- 3	0- 1		0- 0	CONFERENCE	0- 1	0- 1		1- 0	
0- 2	0- 1		0- 0	HOME	0- 0	0- 1		0- 0	
1- 1	0- 0		0- 0	AWAY	0- 1	0- 0		1- 0	
0- 0	0- 0		0- 0	NEUTRAL	0- 0	0- 0		0- 0	

RPI 1-25				RPI 26-50				RPI 51-100				RPI 101+ Team's RPI: 209			
RPI	S	Opponent	Score	RPI	S	Opponent	Score	RPI	S	Opponent	Score	RPI	S	Opponent	Score
5	H	UConn	42 80					57	A	Temple	62 85	113	A	Pacific	49 77
24	H	TCU	56 57									116	A	UT Arlington	46 51
												126	H	Rice	55 43
												127	H	Tulane	66 67
												133	H	Wright St.	61 69
												192	H	North Dakota	66 51
												200	H	Northern Colo.	52 61
												206	H	UTEP	60 56
												210	H	George Mason	58 59
												253	N	CSUN	68 58
												262	A	East Carolina	55 47
												266	H	UC Irvine	59 56
												313	H	McNeese	81 60

LAST 10 Division I															
127	H	Tulane	66 67	266	H	UC Irvine	59 56								
57	A	Temple	62 85	116	A	UT Arlington	46 51								
262	A	East Carolina	55 47	206	H	UTEP	60 56								
5	H	UConn	42 80	192	H	North Dakota	66 51								
210	H	George Mason	58 59	133	H	Wright St.	61 69								

Non-Div I Games:

SMU

■ Loss,
 ■ Non-Conf,
 ■ S Site,
 ■ H Home
 ■ A Away
 N Neutral

Average RPI Win:	249	WON-LOST	WINNING	LAST 10	STRENGTH OF	OPP. STRENGTH	TEAM	ADJ.	CONF.	ADJ CONF.
Average RPI Loss:	214	RECORD	PCT. RANK	GAMES	SCHEDULE	OF SCHEDULE	RPI	RPI	RPI	RPI
DIV. I ONLY	2- 12	326	2-8	313	279	338	338	21	21	
DIV. I NON-CONF.	0- 7	338	0-3	328	288	351	351	17	17	
TOTALS	RPI 1-25	RPI 26-50	W-L RECORDS	RPI 51-100	RPI 101-150	RPI 150+				
2- 12	0- 0	0- 1	OVERALL	0- 0	0- 1	2- 10				
1- 4	0- 0	0- 1	HOME	0- 0	0- 1	1- 2				
1- 8	0- 0	0- 0	AWAY	0- 0	0- 0	1- 8				
0- 0	0- 0	0- 0	NEUTRAL	0- 0	0- 0	0- 0				
0- 7	0- 0	0- 1	NON-CONFERENCE	0- 0	0- 0	0- 6				
0- 1	0- 0	0- 1	HOME	0- 0	0- 0	0- 0				
0- 6	0- 0	0- 0	AWAY	0- 0	0- 0	0- 6				
0- 0	0- 0	0- 0	NEUTRAL	0- 0	0- 0	0- 0				
2- 5	0- 0	0- 0	CONFERENCE	0- 0	0- 1	2- 4				
1- 3	0- 0	0- 0	HOME	0- 0	0- 1	1- 2				
1- 2	0- 0	0- 0	AWAY	0- 0	0- 0	1- 2				
0- 0	0- 0	0- 0	NEUTRAL	0- 0	0- 0	0- 0				

RPI 1-25			RPI 26-50			RPI 51-100			RPI 101+			Team's RPI: 338
RPI	S	Opponent	Score	RPI	S	Opponent	Score	RPI	S	Opponent	Score	
				32	H	Ohio St.	74 104					
								111	H	Montana St.	48 85	
								154	A	San Jose St.	67 73	
								164	H	Montana	60 64	
								197	H	Southern Utah	87 82	
								200	H	Northern Colo.	63 73	
								211	A	Northern Ariz.	107 114	
								222	A	UC Davis	75 77	
								227	A	San Francisco	82 87	
								282	A	Idaho St.	62 80	
								288	A	Nevada	72 83	
								300	A	Weber St.	91 67	
								337	A	Cal Poly	43 62	
								343	A	Seattle U	84 88	
LAST 10 Division I												
				197	H	Southern Utah	87 82	164	H	Montana	60 64	
				200	H	Northern Colo.	63 73	111	H	Montana St.	48 85	
				300	A	Weber St.	91 67	32	H	Ohio St.	74 104	
				211	A	Northern Ariz.	107 114	227	A	San Francisco	82 87	
				282	A	Idaho St.	62 80	343	A	Seattle U	84 88	

Non-Div I Games: Cal Maritime 86 55 Pacific Union 94 35

Sacramento St.

Loss, Non-Conf, S Site, H Home A Away N Neutral

Average RPI Win: 285		WON-LOST	WINNING	LAST 10	STRENGTH OF	OPP. STRENGTH	TEAM	ADJ.	CONF.	ADJ CONF.
Average RPI Loss: 162		RECORD	PCT. RANK	GAMES	SCHEDULE	OF SCHEDULE	RPI	RPI	RPI	RPI
DIV. I ONLY		5- 10	258	3-7	276	221	274	274	29	29
DIV. I NON-CONF.		2- 8	295	0-5	194	174	295	295	29	29
TOTALS		RPI 1-25	RPI 26-50	W-L RECORDS	RPI 51-100	RPI 101-150	RPI 150+			
5- 10	0- 0		0- 2	OVERALL	0- 1	0- 2	5- 5			
3- 1	0- 0		0- 0	HOME	0- 0	0- 1	3- 0			
1- 8	0- 0		0- 1	AWAY	0- 1	0- 1	1- 5			
1- 1	0- 0		0- 1	NEUTRAL	0- 0	0- 0	1- 0			
2- 8	0- 0		0- 2	NON-CONFERENCE	0- 1	0- 2	2- 3			
1- 1	0- 0		0- 0	HOME	0- 0	0- 1	1- 0			
0- 6	0- 0		0- 1	AWAY	0- 1	0- 1	0- 3			
1- 1	0- 0		0- 1	NEUTRAL	0- 0	0- 0	1- 0			
3- 2	0- 0		0- 0	CONFERENCE	0- 0	0- 0	3- 2			
2- 0	0- 0		0- 0	HOME	0- 0	0- 0	2- 0			
1- 2	0- 0		0- 0	AWAY	0- 0	0- 0	1- 2			
0- 0	0- 0		0- 0	NEUTRAL	0- 0	0- 0	0- 0			

RPI 1-25				RPI 26-50				RPI 51-100				RPI 101+				Team's RPI: 274	
RPI	S	Opponent	Score	RPI	S	Opponent	Score	RPI	S	Opponent	Score	RPI	S	Opponent	Score		
				45	A	Yale	40 87	60	A	Seton Hall	69 95	103	A	Stony Brook	50 54		
				47	N	Nebraska	49 72					137	H	Holy Cross	52 65		
												181	A	Saint Joseph's	44 71		
												184	H	Merrimack	63 60		
												191	A	Penn St.	65 88		
												214	A	Saint Francis (PA)	58 60		
												268	A	Wagner	79 65		
												311	A	Siena	57 68		
												312	N	Detroit Mercy	66 60		
												315	H	Hofstra	71 44		
												333	A	Fairleigh Dickinson	60 65		
												344	H	Central Conn. St.	66 58		
LAST 10 Division I																	
				214	A	Saint Francis (PA)	58 60	191	A	Penn St.	65 88						
				333	A	Fairleigh Dickinson	60 65	45	A	Yale	40 87						
				344	H	Central Conn. St.	66 58	137	H	Holy Cross	52 65						
				268	A	Wagner	79 65	181	A	Saint Joseph's	44 71						
				184	H	Merrimack	63 60	47	N	Nebraska	49 72						

Non-Div I Games:	Bridgeport	77	63
------------------	------------	----	----

Sacred Heart

■ Loss, ■ Non-Conf, S Site, H Home A Away N Neutral

Average RPI Win:	284	WON-LOST	WINNING	LAST 10	STRENGTH OF	OPP. STRENGTH	TEAM	ADJ.	CONF.	ADJ CONF.
Average RPI Loss:	122	RECORD	PCT. RANK	GAMES	SCHEDULE	OF SCHEDULE	RPI	RPI	RPI	RPI
DIV. I ONLY	7- 10	219	5-5	216	216	214	214	29	29	
DIV. I NON-CONF.	2- 9	304	0-4	51	118	200	200	29	29	
TOTALS	RPI 1-25	RPI 26-50	W-L RECORDS	RPI 51-100	RPI 101-150	RPI 150+				
7- 10	0- 0	0- 3	OVERALL	0- 2	0- 2	7- 3				
3- 3	0- 0	0- 0	HOME	0- 1	0- 1	3- 1				
3- 6	0- 0	0- 2	AWAY	0- 1	0- 1	3- 2				
1- 1	0- 0	0- 1	NEUTRAL	0- 0	0- 0	1- 0				
2- 9	0- 0	0- 3	NON-CONFERENCE	0- 2	0- 2	2- 2				
0- 3	0- 0	0- 0	HOME	0- 1	0- 1	0- 1				
1- 5	0- 0	0- 2	AWAY	0- 1	0- 1	1- 1				
1- 1	0- 0	0- 1	NEUTRAL	0- 0	0- 0	1- 0				
5- 1	0- 0	0- 0	CONFERENCE	0- 0	0- 0	5- 1				
3- 0	0- 0	0- 0	HOME	0- 0	0- 0	3- 0				
2- 1	0- 0	0- 0	AWAY	0- 0	0- 0	2- 1				
0- 0	0- 0	0- 0	NEUTRAL	0- 0	0- 0	0- 0				

RPI 1-25			RPI 26-50			RPI 51-100			RPI 101+			Team's RPI: 214
RPI	S	Opponent	Score	RPI	S	Opponent	Score	RPI	S	Opponent	Score	
29	A	West Virginia	45 74	58	H	Bucknell	46 70	105	A	Duquesne	69 72	
30	A	Virginia Tech	41 105	97	A	South Fla.	23 62	108	H	Liberty	52 71	
31	N	FGCU	64 97					161	H	Youngstown St.	46 56	
								230	N	Stetson	78 73	
								251	A	Vermont	73 69	
								264	A	Morehead St.	54 65	
								268	H	Wagner	51 50	
								274	H	Sacred Heart	60 58	
								305	H	St. Francis Brooklyn	82 72	
								319	A	Bryant	63 60	
								333	A	Fairleigh Dickinson	47 56	
								344	A	Central Conn. St.	64 52	
LAST 10 Division I												
274	H	Sacred Heart	60 58	319	A	Bryant	63 60					
268	H	Wagner	51 50	58	H	Bucknell	46 70					
305	H	St. Francis Brooklyn	82 72	108	H	Liberty	52 71					
333	A	Fairleigh Dickinson	47 56	105	A	Duquesne	69 72					
344	A	Central Conn. St.	64 52	161	H	Youngstown St.	46 56					

Non-Div I Games:

Saint Francis (PA)

■ Loss,
 ■ Non-Conf,
 ■ S Site,
 ■ Home
 ■ A Away
 N Neutral

Saint Joseph's

Through Games Of Jan. 19, 2020

Average RPI Win:	174	WON-LOST	WINNING	LAST 10	STRENGTH OF	OPP. STRENGTH	TEAM	ADJ.	CONF.	ADJ CONF.
Average RPI Loss:	116	RECORD	PCT. RANK	GAMES	SCHEDULE	OF SCHEDULE	RPI	RPI	RPI	RPI
DIV. I ONLY	7- 10	219	4-6	70	154	181	181	12	12	
DIV. I NON-CONF.	6- 6	164	3-2	89	178	146	146	12	12	
TOTALS	RPI 1-25	RPI 26-50	W-L RECORDS	RPI 51-100	RPI 101-150	RPI 150+				
7- 10	0- 0	0- 0	OVERALL	1- 3	2- 7	4- 0				
5- 4	0- 0	0- 0	HOME	1- 1	1- 3	3- 0				
1- 4	0- 0	0- 0	AWAY	0- 1	0- 3	1- 0				
1- 2	0- 0	0- 0	NEUTRAL	0- 1	1- 1	0- 0				
6- 6	0- 0	0- 0	NON-CONFERENCE	1- 3	1- 3	4- 0				
4- 2	0- 0	0- 0	HOME	1- 1	0- 1	3- 0				
1- 2	0- 0	0- 0	AWAY	0- 1	0- 1	1- 0				
1- 2	0- 0	0- 0	NEUTRAL	0- 1	1- 1	0- 0				
1- 4	0- 0	0- 0	CONFERENCE	0- 0	1- 4	0- 0				
1- 2	0- 0	0- 0	HOME	0- 0	1- 2	0- 0				
0- 2	0- 0	0- 0	AWAY	0- 0	0- 2	0- 0				
0- 0	0- 0	0- 0	NEUTRAL	0- 0	0- 0	0- 0				

RPI 1-25			RPI 26-50			RPI 51-100			RPI 101+			Team's RPI: 181
RPI	S	Opponent	Score	RPI	S	Opponent	Score	RPI	S	Opponent	Score	
						57 H Temple	67 63	105 H Duquesne		51 58		
						60 N Seton Hall	39 55	121 H Penn		45 55		
						85 A Villanova	44 60	123 A Massachusetts		43 61		
						87 H Drexel	52 62	130 H Richmond		67 56		
								138 A VCU		40 47		
								141 N Harvard		63 39		
								142 H Rhode Island		47 49		
								147 A Auburn		62 66		
								149 N Furman		48 63		
								153 A Columbia		71 57		
								193 H American		72 51		
								271 H Navy		49 40		
								274 H Sacred Heart		71 44		
LAST 10 Division I												
105 H Duquesne		51 58	271 H Navy		49 40							
142 H Rhode Island		47 49	149 N Furman		48 63							
123 A Massachusetts		43 61	141 N Harvard		63 39							
138 A VCU		40 47	85 A Villanova		44 60							
130 H Richmond		67 56	274 H Sacred Heart		71 44							

Non-Div I Games:

Saint Joseph's

■ Loss,
 ■ Non-Conf,
 ■ S Site,
 ■ H Home
 ■ A Away
 N Neutral

Saint Louis

Through Games Of Jan. 19, 2020

Average RPI Win:	182	WON-LOST	WINNING	LAST 10	STRENGTH OF	OPP. STRENGTH	TEAM	ADJ.	CONF.	ADJ CONF.
Average RPI Loss:	84	RECORD	PCT. RANK	GAMES	SCHEDULE	OF SCHEDULE	RPI	RPI	RPI	RPI
DIV. I ONLY	10- 8	147	4-6	82	109	98	98	12	12	
DIV. I NON-CONF.	8- 5	117	2-3	62	119	62	62	12	12	
TOTALS	RPI 1-25	RPI 26-50	W-L RECORDS	RPI 51-100	RPI 101-150	RPI 150+				
10- 8	0- 1	0- 0	OVERALL	3- 5	1- 2	6- 0				
5- 4	0- 1	0- 0	HOME	3- 2	0- 1	2- 0				
5- 4	0- 0	0- 0	AWAY	0- 3	1- 1	4- 0				
0- 0	0- 0	0- 0	NEUTRAL	0- 0	0- 0	0- 0				
8- 5	0- 1	0- 0	NON-CONFERENCE	3- 3	1- 1	4- 0				
4- 2	0- 1	0- 0	HOME	3- 1	0- 0	1- 0				
4- 3	0- 0	0- 0	AWAY	0- 2	1- 1	3- 0				
0- 0	0- 0	0- 0	NEUTRAL	0- 0	0- 0	0- 0				
2- 3	0- 0	0- 0	CONFERENCE	0- 2	0- 1	2- 0				
1- 2	0- 0	0- 0	HOME	0- 1	0- 1	1- 0				
1- 1	0- 0	0- 0	AWAY	0- 1	0- 0	1- 0				
0- 0	0- 0	0- 0	NEUTRAL	0- 0	0- 0	0- 0				

RPI 1-25				RPI 26-50				RPI 51-100 Team's RPI: 98				RPI 101+			
RPI	S	Opponent	Score	RPI	S	Opponent	Score	RPI	S	Opponent	Score	RPI	S	Opponent	Score
21	H	Princeton	50 66					63	A	Vanderbilt	50 62	124	A	Cincinnati	60 50
								65	H	UT Martin	56 50	138	H	VCU	52 65
								66	A	Southern Ill.	53 61	143	A	Missouri	58 83
								69	H	Kansas	60 68	168	H	Southeast Mo. St.	76 61
								78	H	Illinois St.	61 56	204	A	La Salle	77 61
								86	H	Davidson	58 65	224	A	Northern Ky.	67 42
								88	A	Dayton	47 48	269	A	Indiana St.	55 53
								89	H	Colgate	61 51	278	H	St. Bonaventure	72 51
												323	A	SIUE	68 35
LAST 10 Division I															
88	A	Dayton	47 48	269	A	Indiana St.	55 53								
278	H	St. Bonaventure	72 51	69	H	Kansas	60 68								
138	H	VCU	52 65	21	H	Princeton	50 66								
204	A	La Salle	77 61	78	H	Illinois St.	61 56								
86	H	Davidson	58 65	143	A	Missouri	58 83								

Non-Div I Games:

Saint Louis

■ Loss,
 ■ Non-Conf,
 ■ S Site,
 ■ H Home
 ■ A Away
 N Neutral

Average RPI Win:	229	WON-LOST	WINNING	LAST 10	STRENGTH OF	OPP. STRENGTH	TEAM	ADJ.	CONF.	ADJ CONF.
Average RPI Loss:	105	RECORD	PCT. RANK	GAMES	SCHEDULE	OF SCHEDULE	RPI	RPI	RPI	RPI
DIV. I ONLY	9- 10	190	5-5	132	117	167	167	11	11	
DIV. I NON-CONF.	5- 6	187	1-1	140	144	189	189	11	11	
TOTALS	RPI 1-25	RPI 26-50	W-L RECORDS	RPI 51-100	RPI 101-150	RPI 150+				
9- 10	0- 2	1- 1	OVERALL	0- 3	0- 1	8- 3				
6- 4	0- 1	1- 1	HOME	0- 1	0- 0	5- 1				
2- 6	0- 1	0- 0	AWAY	0- 2	0- 1	2- 2				
1- 0	0- 0	0- 0	NEUTRAL	0- 0	0- 0	1- 0				
5- 6	0- 1	1- 1	NON-CONFERENCE	0- 2	0- 0	4- 2				
4- 2	0- 1	1- 1	HOME	0- 0	0- 0	3- 0				
0- 4	0- 0	0- 0	AWAY	0- 2	0- 0	0- 2				
1- 0	0- 0	0- 0	NEUTRAL	0- 0	0- 0	1- 0				
4- 4	0- 1	0- 0	CONFERENCE	0- 1	0- 1	4- 1				
2- 2	0- 0	0- 0	HOME	0- 1	0- 0	2- 1				
2- 2	0- 1	0- 0	AWAY	0- 0	0- 1	2- 0				
0- 0	0- 0	0- 0	NEUTRAL	0- 0	0- 0	0- 0				

RPI 1-25				RPI 26-50				RPI 51-100				RPI 101+ Team's RPI: 167			
RPI	S	Opponent	Score	RPI	S	Opponent	Score	RPI	S	Opponent	Score	RPI	S	Opponent	Score
9	A	Gonzaga	49 74	34	H	Western Ky.	80 73	61	A	UCF	58 67	128	A	Portland	65 78
14	H	NC State	70 87	40	H	Marquette	63 77	67	H	BYU	55 65	155	H	San Diego	54 72
								69	A	Kansas	81 86	165	A	Santa Clara	95 87
												217	A	Wyoming	67 69
												222	H	UC Davis	83 74
												227	A	San Francisco	86 79
												254	H	LMU (CA)	86 70
												261	H	Pepperdine	85 78
												278	N	St. Bonaventure	72 57
												280	H	UC Santa Barbara	64 43
												288	A	Nevada	72 78
												337	H	Cal Poly	84 67
LAST 10 Division I															
67	H	BYU	55 65	261	H	Pepperdine	85 78								
155	H	San Diego	54 72	165	A	Santa Clara	95 87								
128	A	Portland	65 78	227	A	San Francisco	86 79								
9	A	Gonzaga	49 74	278	N	St. Bonaventure	72 57								
254	H	LMU (CA)	86 70	61	A	UCF	58 67								

Non-Div I Games:

Saint Mary's (CA)

■ Loss,
 ■ Non-Conf,
 ■ S Site,
 ■ Home
 ■ A Away
 N Neutral

Saint Peter's

Through Games Of Jan. 19, 2020

Average RPI Win:	323	WON-LOST	WINNING	LAST 10	STRENGTH OF	OPP. STRENGTH	TEAM	ADJ.	CONF.	ADJ CONF.
Average RPI Loss:	234	RECORD	PCT. RANK	GAMES	SCHEDULE	OF SCHEDULE	RPI	RPI	RPI	RPI
DIV. I ONLY	4- 10	278	2-8	347	335	335	335	24	24	
DIV. I NON-CONF.	3- 6	235	1-4	349	339	338	338	25	25	
TOTALS	RPI 1-25	RPI 26-50	W-L RECORDS	RPI 51-100	RPI 101-150	RPI 150+				
4- 10	0- 0	0- 0	OVERALL	0- 1	0- 1	4- 8				
2- 4	0- 0	0- 0	HOME	0- 0	0- 1	2- 3				
2- 6	0- 0	0- 0	AWAY	0- 1	0- 0	2- 5				
0- 0	0- 0	0- 0	NEUTRAL	0- 0	0- 0	0- 0				
3- 6	0- 0	0- 0	NON-CONFERENCE	0- 0	0- 1	3- 5				
1- 2	0- 0	0- 0	HOME	0- 0	0- 1	1- 1				
2- 4	0- 0	0- 0	AWAY	0- 0	0- 0	2- 4				
0- 0	0- 0	0- 0	NEUTRAL	0- 0	0- 0	0- 0				
1- 4	0- 0	0- 0	CONFERENCE	0- 1	0- 0	1- 3				
1- 2	0- 0	0- 0	HOME	0- 0	0- 0	1- 2				
0- 2	0- 0	0- 0	AWAY	0- 1	0- 0	0- 1				
0- 0	0- 0	0- 0	NEUTRAL	0- 0	0- 0	0- 0				

RPI 1-25				RPI 26-50				RPI 51-100				RPI 101+ Team's RPI: 335					
RPI	S	Opponent	Score	RPI	S	Opponent	Score	RPI	S	Opponent	Score	RPI	S	Opponent	Score		
								79	A	Marist	76	96	101	H	Lehigh	71	80
													212	H	Manhattan	52	85
													234	A	Howard	80	92
													242	A	Fairfield	48	67
													260	A	Delaware St.	66	89
													268	A	Wagner	89	90
													285	H	Monmouth	67	81
													290	H	Morgan St.	78	77
													311	H	Siena	87	83
													324	A	NJIT	73	76
													333	H	Fairleigh Dickinson	71	77
													342	A	Coppin St.	82	57
													348	A	LIU Brooklyn	89	74
LAST 10 Division I																	
				285	H	Monmouth	67	81		101	H	Lehigh	71	80			
				242	A	Fairfield	48	67		333	H	Fairleigh Dickinson	71	77			
				212	H	Manhattan	52	85		260	A	Delaware St.	66	89			
				311	H	Siena	87	83		324	A	NJIT	73	76			
				79	A	Marist	76	96		290	H	Morgan St.	78	77			

Non-Div I Games:

Saint Peter's

■ Loss,
 ■ Non-Conf,
 ■ S Site,
 ■ H Home
 ■ A Away
 N Neutral

Average RPI Win:	247	WON-LOST	WINNING	LAST 10	STRENGTH OF	OPP. STRENGTH	TEAM	ADJ.	CONF.	ADJ CONF.
Average RPI Loss:	181	RECORD	PCT. RANK	GAMES	SCHEDULE	OF SCHEDULE	RPI	RPI	RPI	RPI
DIV. I ONLY	10- 4	64	9-1	334	182	150	150	25	25	
DIV. I NON-CONF.	2- 4	235	1-1	221	175	207	207	22	22	
TOTALS	RPI 1-25	RPI 26-50	W-L RECORDS	RPI 51-100	RPI 101-150	RPI 150+				
10- 4	0- 0	0- 1	OVERALL	0- 0	2- 0	8- 3				
4- 0	0- 0	0- 0	HOME	0- 0	1- 0	3- 0				
6- 4	0- 0	0- 1	AWAY	0- 0	1- 0	5- 3				
0- 0	0- 0	0- 0	NEUTRAL	0- 0	0- 0	0- 0				
2- 4	0- 0	0- 1	NON-CONFERENCE	0- 0	1- 0	1- 3				
1- 0	0- 0	0- 0	HOME	0- 0	1- 0	0- 0				
1- 4	0- 0	0- 1	AWAY	0- 0	0- 0	1- 3				
0- 0	0- 0	0- 0	NEUTRAL	0- 0	0- 0	0- 0				
8- 0	0- 0	0- 0	CONFERENCE	0- 0	1- 0	7- 0				
3- 0	0- 0	0- 0	HOME	0- 0	0- 0	3- 0				
5- 0	0- 0	0- 0	AWAY	0- 0	1- 0	4- 0				
0- 0	0- 0	0- 0	NEUTRAL	0- 0	0- 0	0- 0				

RPI 1-25			RPI 26-50			RPI 51-100			RPI 101+			Team's RPI: 150
RPI	S	Opponent	Score	RPI	S	Opponent	Score	RPI	S	Opponent	Score	
				27	A	Oklahoma	71 95					
								122	A	New Orleans	78 46	
								125	H	Louisiana	77 73	
								179	A	Texas Tech	57 99	
								195	H	Lamar University	68 47	
								221	A	Central Ark.	72 54	
								244	A	Oral Roberts	41 64	
								247	A	Southeastern La.	84 69	
								273	A	Ole Miss	69 75	
								294	A	UTSA	81 77	
								299	A	Houston Baptist	97 69	
								304	H	Nicholls St.	87 71	
								313	H	McNeese	92 59	
								345	A	Northwestern St.	79 69	
LAST 10 Division I												
299	A	Houston Baptist	97 69	313	H	McNeese	92 59					
195	H	Lamar University	68 47	122	A	New Orleans	78 46					
221	A	Central Ark.	72 54	345	A	Northwestern St.	79 69					
247	A	Southeastern La.	84 69	27	A	Oklahoma	71 95					
304	H	Nicholls St.	87 71	294	A	UTSA	81 77					

Non-Div I Games: Jarvis Christian 114 46 Howard Payne 91 49 Wiley 102 52

Sam Houston St.

Average RPI Win:	270	WON-LOST	WINNING	LAST 10	STRENGTH OF	OPP. STRENGTH	TEAM	ADJ.	CONF.	ADJ CONF.
Average RPI Loss:	105	RECORD	PCT. RANK	GAMES	SCHEDULE	OF SCHEDULE	RPI	RPI	RPI	RPI
DIV. I ONLY	6- 11	254	5-5	91	248	163	163	23	23	
DIV. I NON-CONF.	4- 10	259	3-4	56	237	151	151	20	20	
TOTALS	RPI 1-25	RPI 26-50	W-L RECORDS	RPI 51-100	RPI 101-150	RPI 150+				
6- 11	0- 2	0- 1	OVERALL	0- 2	0- 4	6- 2				
1- 3	0- 0	0- 1	HOME	0- 1	0- 1	1- 0				
4- 8	0- 2	0- 0	AWAY	0- 1	0- 3	4- 2				
1- 0	0- 0	0- 0	NEUTRAL	0- 0	0- 0	1- 0				
4- 10	0- 2	0- 1	NON-CONFERENCE	0- 2	0- 3	4- 2				
0- 3	0- 0	0- 1	HOME	0- 1	0- 1	0- 0				
3- 7	0- 2	0- 0	AWAY	0- 1	0- 2	3- 2				
1- 0	0- 0	0- 0	NEUTRAL	0- 0	0- 0	1- 0				
2- 1	0- 0	0- 0	CONFERENCE	0- 0	0- 1	2- 0				
1- 0	0- 0	0- 0	HOME	0- 0	0- 0	1- 0				
1- 1	0- 0	0- 0	AWAY	0- 0	0- 1	1- 0				
0- 0	0- 0	0- 0	NEUTRAL	0- 0	0- 0	0- 0				

RPI 1-25				RPI 26-50				RPI 51-100				RPI 101+ Team's RPI: 163			
RPI	S	Opponent	Score	RPI	S	Opponent	Score	RPI	S	Opponent	Score	RPI	S	Opponent	Score
18	A	Florida St.	59 88	34	H	Western Ky.	84 88	65	A	UT Martin	75 80	117	A	Fordham	37 68
19	A	Kentucky	49 79					70	H	Troy	65 74	136	A	Florida	48 84
												145	H	Tennessee Tech	57 72
												149	A	Furman	69 77
												159	A	UAB	69 76
												166	A	North Ala.	79 63
												207	A	Murray St.	84 56
												245	A	Kennesaw St.	55 60
												298	A	Wofford	74 58
												314	A	Alabama St.	83 48
												315	N	Hofstra	65 45
												322	H	Mercer	72 64
LAST 10 Division I															
322	H	Mercer	72 64	207	A	Murray St.	84 56								
149	A	Furman	69 77	34	H	Western Ky.	84 88								
298	A	Wofford	74 58	19	A	Kentucky	49 79								
315	N	Hofstra	65 45	159	A	UAB	69 76								
117	A	Fordham	37 68	314	A	Alabama St.	83 48								

Non-Div I Games: Montevallo 81 60

Samford

■ Loss,
 ■ Non-Conf,
 ■ S Site,
 ■ H Home
 ■ A Away
 N Neutral

Average RPI Win:	218	WON-LOST	WINNING	LAST 10	STRENGTH OF	OPP. STRENGTH	TEAM	ADJ.	CONF.	ADJ CONF.
Average RPI Loss:	140	RECORD	PCT. RANK	GAMES	SCHEDULE	OF SCHEDULE	RPI	RPI	RPI	RPI
DIV. I ONLY	9- 8	161	6-4	120	234	155	155	11	11	
DIV. I NON-CONF.	5- 5	164	2-1	181	327	221	221	11	11	
TOTALS	RPI 1-25	RPI 26-50	W-L RECORDS	RPI 51-100	RPI 101-150	RPI 150+				
9- 8	0- 1	0- 0	OVERALL	0- 1	2- 2	7- 4				
4- 5	0- 1	0- 0	HOME	0- 0	1- 2	3- 2				
5- 3	0- 0	0- 0	AWAY	0- 1	1- 0	4- 2				
0- 0	0- 0	0- 0	NEUTRAL	0- 0	0- 0	0- 0				
5- 5	0- 0	0- 0	NON-CONFERENCE	0- 0	0- 2	5- 3				
3- 4	0- 0	0- 0	HOME	0- 0	0- 2	3- 2				
2- 1	0- 0	0- 0	AWAY	0- 0	0- 0	2- 1				
0- 0	0- 0	0- 0	NEUTRAL	0- 0	0- 0	0- 0				
4- 3	0- 1	0- 0	CONFERENCE	0- 1	2- 0	2- 1				
1- 1	0- 1	0- 0	HOME	0- 0	1- 0	0- 0				
3- 2	0- 0	0- 0	AWAY	0- 1	1- 0	2- 1				
0- 0	0- 0	0- 0	NEUTRAL	0- 0	0- 0	0- 0				

RPI	S	Opponent	Score	RPI	S	Opponent	Score	RPI	S	Opponent	Score	RPI	S	Opponent	Score	Team's RPI: 155
9	H	Gonzaga	42 57					67	A	BYU	36 52	106	H	Washington	47 65	
												113	A	Pacific	66 64	
												120	H	Idaho	32 65	
												128	H	Portland	74 55	
												154	A	San Jose St.	82 88	
												167	A	Saint Mary's (CA)	72 54	
												176	H	Towson	81 67	
												179	H	Texas Tech	60 64	
												223	H	Cal St. Fullerton	67 72	
												253	H	CSUN	59 40	
												254	A	LMU (CA)	67 59	
												261	A	Pepperdine	57 73	
												272	A	San Diego St.	70 47	
												285	H	Monmouth	57 49	
												310	A	Air Force	70 59	
LAST 10 Division I																
113	A	Pacific	66 64	254	A	LMU (CA)	67 59									
167	A	Saint Mary's (CA)	72 54	261	A	Pepperdine	57 73									
67	A	BYU	36 52	253	H	CSUN	59 40									
9	H	Gonzaga	42 57	106	H	Washington	47 65									
128	H	Portland	74 55	272	A	San Diego St.	70 47									

Non-Div I Games: Biola 81 28

San Diego

■ Loss,
 ■ Non-Conf,
 ■ S Site,
 ■ H Home
 ■ A Away
 N Neutral

Average RPI Win:	256	WON-LOST	WINNING	LAST 10	STRENGTH OF	OPP. STRENGTH	TEAM	ADJ.	CONF.	ADJ CONF.
Average RPI Loss:	184	RECORD	PCT. RANK	GAMES	SCHEDULE	OF SCHEDULE	RPI	RPI	RPI	RPI
DIV. I ONLY	7- 12	249	4-6	224	306	272	272	17	17	
DIV. I NON-CONF.	4- 7	225	2-2	294	312	306	306	24	24	
TOTALS	RPI 1-25	RPI 26-50	W-L RECORDS	RPI 51-100	RPI 101-150	RPI 150+				
7- 12	0- 0	0- 0	OVERALL	0- 4	0- 0	7- 8				
5- 6	0- 0	0- 0	HOME	0- 2	0- 0	5- 4				
2- 6	0- 0	0- 0	AWAY	0- 2	0- 0	2- 4				
0- 0	0- 0	0- 0	NEUTRAL	0- 0	0- 0	0- 0				
4- 7	0- 0	0- 0	NON-CONFERENCE	0- 1	0- 0	4- 6				
2- 5	0- 0	0- 0	HOME	0- 1	0- 0	2- 4				
2- 2	0- 0	0- 0	AWAY	0- 0	0- 0	2- 2				
0- 0	0- 0	0- 0	NEUTRAL	0- 0	0- 0	0- 0				
3- 5	0- 0	0- 0	CONFERENCE	0- 3	0- 0	3- 2				
3- 1	0- 0	0- 0	HOME	0- 1	0- 0	3- 0				
0- 4	0- 0	0- 0	AWAY	0- 2	0- 0	0- 2				
0- 0	0- 0	0- 0	NEUTRAL	0- 0	0- 0	0- 0				

RPI 1-25			RPI 26-50			RPI 51-100			RPI 101+			Team's RPI: 272
RPI	S	Opponent	Score	RPI	S	Opponent	Score	RPI	S	Opponent	Score	
						93 A Fresno St.	54 79	154 A San Jose St.		67 84		
						93 H Fresno St.	60 65	155 H San Diego		47 70		
						96 A Boise St.	72 86	176 H Towson		80 72		
						100 H California	48 74	187 A Hawaii		58 61		
								217 H Wyoming		67 60		
								223 H Cal St. Fullerton		55 45		
								233 H Arkansas St.		62 71		
								253 H CSUN		69 74		
								257 H Colorado St.		59 49		
								277 H Alabama A&M		53 61		
								280 A UC Santa Barbara		52 64		
								287 H Utah St.		66 62		
								288 A Nevada		69 70		
								303 A California Baptist		80 68		
								331 A Incarnate Word		57 48		
LAST 10 Division I												
						288 A Nevada	69 70	93 A Fresno St.		54 79		
						93 H Fresno St.	60 65	253 H CSUN		69 74		
						96 A Boise St.	72 86	331 A Incarnate Word		57 48		
						217 H Wyoming	67 60	303 A California Baptist		80 68		
						287 H Utah St.	66 62	155 H San Diego		47 70		

Non-Div I Games: Westcliff 77 56

San Diego St.

San Francisco

Through Games Of Jan. 19, 2020

Average RPI Win:	236	WON-LOST	WINNING	LAST 10	STRENGTH OF	OPP. STRENGTH	TEAM	ADJ.	CONF.	ADJ CONF.
Average RPI Loss:	130	RECORD	PCT. RANK	GAMES	SCHEDULE	OF SCHEDULE	RPI	RPI	RPI	RPI
DIV. I ONLY	7- 12	249	2-8	144	159	227	227	11	11	
DIV. I NON-CONF.	7- 5	130	2-1	147	211	132	132	11	11	
TOTALS	RPI 1-25	RPI 26-50	W-L RECORDS	RPI 51-100	RPI 101-150	RPI 150+				
7- 12	0- 3	0- 0	OVERALL	0- 0	0- 4	7- 5				
3- 7	0- 2	0- 0	HOME	0- 0	0- 3	3- 2				
1- 4	0- 0	0- 0	AWAY	0- 0	0- 1	1- 3				
3- 1	0- 1	0- 0	NEUTRAL	0- 0	0- 0	3- 0				
7- 5	0- 2	0- 0	NON-CONFERENCE	0- 0	0- 2	7- 1				
3- 2	0- 1	0- 0	HOME	0- 0	0- 1	3- 0				
1- 2	0- 0	0- 0	AWAY	0- 0	0- 1	1- 1				
3- 1	0- 1	0- 0	NEUTRAL	0- 0	0- 0	3- 0				
0- 7	0- 1	0- 0	CONFERENCE	0- 0	0- 2	0- 4				
0- 5	0- 1	0- 0	HOME	0- 0	0- 2	0- 2				
0- 2	0- 0	0- 0	AWAY	0- 0	0- 0	0- 2				
0- 0	0- 0	0- 0	NEUTRAL	0- 0	0- 0	0- 0				

RPI	S	Opponent	Score	RPI	S	Opponent	Score	RPI	S	Opponent	Score	RPI	S	Opponent	Score	Team's RPI: 227
4	H	Stanford	71 97					106	A	Washington	54 73					
9	H	Gonzaga	46 69					113	H	Pacific	61 84					
15	N	Mississippi St.	38 73					120	H	Idaho	60 66					
								128	H	Portland	66 73					
								157	N	Houston	80 57					
								165	H	Santa Clara	72 80					
								167	H	Saint Mary's (CA)	79 86					
								200	A	Northern Colo.	90 83					
								213	N	Bowling Green	64 56					
								222	A	UC Davis	67 79					
								223	H	Cal St. Fullerton	71 63					
								253	H	CSUN	79 61					
								254	A	LMU (CA)	69 76					
								261	A	Pepperdine	70 82					
								266	N	UC Irvine	68 61					
								338	H	Sacramento St.	87 82					
LAST 10 Division I																
9	H	Gonzaga	46 69	113	H	Pacific	61 84									
128	H	Portland	66 73	167	H	Saint Mary's (CA)	79 86									
261	A	Pepperdine	70 82	266	N	UC Irvine	68 61									
254	A	LMU (CA)	69 76	106	A	Washington	54 73									
165	H	Santa Clara	72 80	338	H	Sacramento St.	87 82									

Non-Div I Games:

San Francisco

■ Loss,
■ Non-Conf,
■ S Site,
■ H Home
■ A Away
N Neutral

Average RPI Win:	238	WON-LOST	WINNING	LAST 10	STRENGTH OF	OPP. STRENGTH	TEAM	ADJ.	CONF.	ADJ CONF.
Average RPI Loss:	158	RECORD	PCT. RANK	GAMES	SCHEDULE	OF SCHEDULE	RPI	RPI	RPI	RPI
DIV. I ONLY	11- 6	88	6-4	267	207	154	154	17	17	
DIV. I NON-CONF.	5- 5	164	0-3	302	176	239	239	24	24	
TOTALS	RPI 1-25	RPI 26-50	W-L RECORDS	RPI 51-100	RPI 101-150	RPI 150+				
11- 6	0- 0	0- 0	OVERALL	1- 2	0- 1	10- 3				
6- 1	0- 0	0- 0	HOME	1- 1	0- 0	5- 0				
5- 3	0- 0	0- 0	AWAY	0- 0	0- 1	5- 2				
0- 2	0- 0	0- 0	NEUTRAL	0- 1	0- 0	0- 1				
5- 5	0- 0	0- 0	NON-CONFERENCE	1- 1	0- 1	4- 3				
4- 0	0- 0	0- 0	HOME	1- 0	0- 0	3- 0				
1- 3	0- 0	0- 0	AWAY	0- 0	0- 1	1- 2				
0- 2	0- 0	0- 0	NEUTRAL	0- 1	0- 0	0- 1				
6- 1	0- 0	0- 0	CONFERENCE	0- 1	0- 0	6- 0				
2- 1	0- 0	0- 0	HOME	0- 1	0- 0	2- 0				
4- 0	0- 0	0- 0	AWAY	0- 0	0- 0	4- 0				
0- 0	0- 0	0- 0	NEUTRAL	0- 0	0- 0	0- 0				

RPI 1-25				RPI 26-50				RPI 51-100				RPI 101+				Team's RPI: 154	
RPI	S	Opponent	Score	RPI	S	Opponent	Score	RPI	S	Opponent	Score	RPI	S	Opponent	Score		
								67	N	BYU	56	75	146	A	CSU Bakersfield	71	75
								77	H	Buffalo	95	88	155	H	San Diego	88	82
								93	H	Fresno St.	76	85	165	A	Santa Clara	81	89
													178	A	New Mexico	81	80
													194	H	UNLV	62	60
													211	N	Northern Ariz.	64	67
													257	A	Colorado St.	58	53
													266	A	UC Irvine	77	79
													272	H	San Diego St.	84	67
													280	A	UC Santa Barbara	73	70
													287	A	Utah St.	76	61
													288	A	Nevada	72	70
													289	H	Eastern Wash.	84	66
													338	H	Sacramento St.	73	67
LAST 10 Division I																	
				194	H	UNLV	62	60	211	N	Northern Ariz.	64	67				
				257	A	Colorado St.	58	53	67	N	BYU	56	75				
				288	A	Nevada	72	70	272	H	San Diego St.	84	67				
				93	H	Fresno St.	76	85	287	A	Utah St.	76	61				
				178	A	New Mexico	81	80	146	A	CSU Bakersfield	71	75				

Non-Div I Games: La Verne 128 62

San Jose St.

Santa Clara

Through Games Of Jan. 19, 2020

Average RPI Win:	175	WON-LOST	WINNING	LAST 10	STRENGTH OF	OPP. STRENGTH	TEAM	ADJ.	CONF.	ADJ CONF.
Average RPI Loss:	150	RECORD	PCT. RANK	GAMES	SCHEDULE	OF SCHEDULE	RPI	RPI	RPI	RPI
DIV. I ONLY	7- 10	219	4-6	96	144	165	165	11	11	
DIV. I NON-CONF.	5- 5	164	2-1	80	163	105	105	11	11	
TOTALS	RPI 1-25	RPI 26-50	W-L RECORDS	RPI 51-100	RPI 101-150	RPI 150+				
7- 10	0- 2	0- 1	OVERALL	1- 1	1- 1	5- 5				
3- 4	0- 1	0- 0	HOME	1- 0	1- 1	1- 2				
3- 5	0- 1	0- 1	AWAY	0- 1	0- 0	3- 2				
1- 1	0- 0	0- 0	NEUTRAL	0- 0	0- 0	1- 1				
5- 5	0- 1	0- 1	NON-CONFERENCE	1- 1	0- 0	4- 2				
2- 1	0- 0	0- 0	HOME	1- 0	0- 0	1- 1				
2- 3	0- 1	0- 1	AWAY	0- 1	0- 0	2- 0				
1- 1	0- 0	0- 0	NEUTRAL	0- 0	0- 0	1- 1				
2- 5	0- 1	0- 0	CONFERENCE	0- 0	1- 1	1- 3				
1- 3	0- 1	0- 0	HOME	0- 0	1- 1	0- 1				
1- 2	0- 0	0- 0	AWAY	0- 0	0- 0	1- 2				
0- 0	0- 0	0- 0	NEUTRAL	0- 0	0- 0	0- 0				

RPI 1-25				RPI 26-50				RPI 51-100				RPI 101+ Team's RPI: 165			
RPI	S	Opponent	Score	RPI	S	Opponent	Score	RPI	S	Opponent	Score	RPI	S	Opponent	Score
2	A	Missouri St.	64 71	42	A	Arizona	52 65	93	H	Fresno St.	90 66	113	H	Pacific	75 65
9	H	Gonzaga	52 67					100	A	California	65 69	128	H	Portland	77 80
												154	H	San Jose St.	89 81
												164	N	Montana	68 58
												167	H	Saint Mary's (CA)	87 95
												222	A	UC Davis	62 61
												227	A	San Francisco	80 72
												252	N	Delaware	80 81
												253	A	CSUN	76 55
												254	A	LMU (CA)	59 75
												261	A	Pepperdine	71 79
												284	H	Long Beach St.	46 54
LAST 10 Division I															
128	H	Portland	77 80	167	H	Saint Mary's (CA)	87 95								
9	H	Gonzaga	52 67	113	H	Pacific	75 65								
254	A	LMU (CA)	59 75	93	H	Fresno St.	90 66								
261	A	Pepperdine	71 79	253	A	CSUN	76 55								
227	A	San Francisco	80 72	100	A	California	65 69								

Non-Div I Games: UC Santa Cruz 109 51

Santa Clara

Loss, Non-Conf, S Site, H Home A Away N Neutral

Average RPI Win:	326	WON-LOST	WINNING	LAST 10	STRENGTH OF	OPP. STRENGTH	TEAM	ADJ.	CONF.	ADJ CONF.
Average RPI Loss:	229	RECORD	PCT. RANK	GAMES	SCHEDULE	OF SCHEDULE	RPI	RPI	RPI	RPI
DIV. I ONLY	4- 11	285	4-6	341	344	343	343	32	32	
DIV. I NON-CONF.	3- 7	252	3-2	313	329	319	319	32	32	
TOTALS	RPI 1-25	RPI 26-50	W-L RECORDS	RPI 51-100	RPI 101-150	RPI 150+				
4- 11	0- 0	0- 0	OVERALL	0- 0	0- 3	4- 8				
3- 3	0- 0	0- 0	HOME	0- 0	0- 2	3- 1				
1- 8	0- 0	0- 0	AWAY	0- 0	0- 1	1- 7				
0- 0	0- 0	0- 0	NEUTRAL	0- 0	0- 0	0- 0				
3- 7	0- 0	0- 0	NON-CONFERENCE	0- 0	0- 3	3- 4				
2- 2	0- 0	0- 0	HOME	0- 0	0- 2	2- 0				
1- 5	0- 0	0- 0	AWAY	0- 0	0- 1	1- 4				
0- 0	0- 0	0- 0	NEUTRAL	0- 0	0- 0	0- 0				
1- 4	0- 0	0- 0	CONFERENCE	0- 0	0- 0	1- 4				
1- 1	0- 0	0- 0	HOME	0- 0	0- 0	1- 1				
0- 3	0- 0	0- 0	AWAY	0- 0	0- 0	0- 3				
0- 0	0- 0	0- 0	NEUTRAL	0- 0	0- 0	0- 0				

RPI 1-25			RPI 26-50			RPI 51-100			RPI 101+			Team's RPI: 343
RPI	S	Opponent	Score	RPI	S	Opponent	Score	RPI	S	Opponent	Score	
								106	A	Washington	46	78
								111	H	Montana St.	65	73
								120	H	Idaho	84	90
								211	A	Northern Ariz.	80	88
								223	A	Cal St. Fullerton	63	81
								226	H	UMKC	65	76
								282	A	Idaho St.	48	73
								284	H	Long Beach St.	66	54
								287	A	Utah St.	63	70
								309	A	New Mexico St.	65	83
								317	A	Utah Valley	58	70
								325	A	UTRGV	81	85
								337	A	Cal Poly	72	49
								338	H	Sacramento St.	88	84
								346	H	Chicago St.	80	51
LAST 10 Division I												
309	A	New Mexico St.	65	83	223	A	Cal St. Fullerton	63	81			
325	A	UTRGV	81	85	337	A	Cal Poly	72	49			
317	A	Utah Valley	58	70	284	H	Long Beach St.	66	54			
346	H	Chicago St.	80	51	338	H	Sacramento St.	88	84			
226	H	UMKC	65	76	111	H	Montana St.	65	73			

Non-Div I Games: Warner Pacific 89 47 Saint Martin's 91 81 Central Wash. 75 65

Seattle U

Loss, Non-Conf, S Site, H Home A Away N Neutral

Average RPI Win: 170	WON-LOST	WINNING	LAST 10	STRENGTH OF	OPP. STRENGTH	TEAM	ADJ.	CONF.	ADJ CONF.
Average RPI Loss: 43	RECORD	PCT. RANK	GAMES	SCHEDULE	OF SCHEDULE	RPI	RPI	RPI	RPI
DIV. I ONLY	12- 7	102	7-3	42	66	60	60	6	6
DIV. I NON-CONF.	7- 4	100	2-0	23	105	61	61	6	6
TOTALS	RPI 1-25	RPI 26-50	W-L RECORDS	RPI 51-100	RPI 101-150	RPI 150+			
12- 7	1- 3	0- 2	OVERALL	1- 1	3- 1	7- 0			
7- 3	1- 2	0- 0	HOME	0- 1	2- 0	4- 0			
3- 3	0- 1	0- 1	AWAY	0- 0	1- 1	2- 0			
2- 1	0- 0	0- 1	NEUTRAL	1- 0	0- 0	1- 0			
7- 4	0- 2	0- 1	NON-CONFERENCE	1- 0	1- 1	5- 0			
4- 2	0- 2	0- 0	HOME	0- 0	1- 0	3- 0			
1- 1	0- 0	0- 0	AWAY	0- 0	0- 1	1- 0			
2- 1	0- 0	0- 1	NEUTRAL	1- 0	0- 0	1- 0			
5- 3	1- 1	0- 1	CONFERENCE	0- 1	2- 0	2- 0			
3- 1	1- 0	0- 0	HOME	0- 1	1- 0	1- 0			
2- 2	0- 1	0- 1	AWAY	0- 0	1- 0	1- 0			
0- 0	0- 0	0- 0	NEUTRAL	0- 0	0- 0	0- 0			

RPI 1-25				RPI 26-50				RPI 51-100				RPI 101+			
RPI	S	Opponent	Score	RPI	S	Opponent	Score	RPI	S	Opponent	Score	RPI	S	Opponent	Score
5	H	UConn	78 92	39	N	Georgia Tech	54 79	63	N	Vanderbilt	69 65	101	A	Lehigh	68 75
13	A	DePaul	68 85	40	A	Marquette	60 81	85	H	Villanova	55 61	110	H	Providence	97 55
21	H	Princeton	76 78									114	A	Butler	67 62
22	H	Creighton	82 70									138	H	VCU	53 33
												181	N	Saint Joseph's	55 39
												203	A	Iona	89 37
												219	A	Xavier	83 61
												232	H	Georgetown	79 60
												237	H	Lafayette	74 50
												242	H	Fairfield	74 44
												274	H	Sacred Heart	95 69
LAST 10 Division I															
110	H	Providence	97 55	85	H	Villanova	55 61								
22	H	Creighton	82 70	219	A	Xavier	83 61								
40	A	Marquette	60 81	114	A	Butler	67 62								
13	A	DePaul	68 85	237	H	Lafayette	74 50								
232	H	Georgetown	79 60	203	A	Iona	89 37								

Non-Div I Games:

Seton Hall

Average RPI Win:	307	WON-LOST	WINNING	LAST 10	STRENGTH OF	OPP. STRENGTH	TEAM	ADJ.	CONF.	ADJ CONF.
Average RPI Loss:	192	RECORD	PCT. RANK	GAMES	SCHEDULE	OF SCHEDULE	RPI	RPI	RPI	RPI
DIV. I ONLY	3- 13	313	2-8	186	349	311	311	24	24	
DIV. I NON-CONF.	2- 7	288	1-2	87	351	284	284	25	25	
TOTALS	RPI 1-25	RPI 26-50	W-L RECORDS	RPI 51-100	RPI 101-150	RPI 150+				
3- 13	0- 0	0- 0	OVERALL	0- 2	0- 3	3- 8				
2- 4	0- 0	0- 0	HOME	0- 0	0- 0	2- 4				
1- 9	0- 0	0- 0	AWAY	0- 2	0- 3	1- 4				
0- 0	0- 0	0- 0	NEUTRAL	0- 0	0- 0	0- 0				
2- 7	0- 0	0- 0	NON-CONFERENCE	0- 1	0- 3	2- 3				
2- 1	0- 0	0- 0	HOME	0- 0	0- 0	2- 1				
0- 6	0- 0	0- 0	AWAY	0- 1	0- 3	0- 2				
0- 0	0- 0	0- 0	NEUTRAL	0- 0	0- 0	0- 0				
1- 6	0- 0	0- 0	CONFERENCE	0- 1	0- 0	1- 5				
0- 3	0- 0	0- 0	HOME	0- 0	0- 0	0- 3				
1- 3	0- 0	0- 0	AWAY	0- 1	0- 0	1- 2				
0- 0	0- 0	0- 0	NEUTRAL	0- 0	0- 0	0- 0				

RPI 1-25				RPI 26-50				RPI 51-100				RPI 101+				Team's RPI: 311	
RPI	S	Opponent	Score	RPI	S	Opponent	Score	RPI	S	Opponent	Score	RPI	S	Opponent	Score		
								89	A	Colgate	51	88	121	A	Penn	44	92
								90	A	Rider	66	70	123	A	Massachusetts	55	61
												141	A	Harvard	51	68	
												189	A	Fla. Atlantic	39	83	
												199	H	Binghamton	62	89	
												208	H	Quinnipiac	52	66	
												212	H	Manhattan	50	80	
												218	A	Niagara	61	68	
												242	H	Fairfield	35	65	
												274	H	Sacred Heart	68	57	
												316	H	Albany (NY)	52	46	
												330	A	Canisius	68	63	
												333	A	Fairleigh Dickinson	58	67	
												335	A	Saint Peter's	83	87	
LAST 10 Division I																	
				90	A	Rider	66	70	208	H	Quinnipiac	52	66				
				212	H	Manhattan	50	80	242	H	Fairfield	35	65				
				330	A	Canisius	68	63	333	A	Fairleigh Dickinson	58	67				
				218	A	Niagara	61	68	123	A	Massachusetts	55	61				
				335	A	Saint Peter's	83	87	316	H	Albany (NY)	52	46				

Non-Div I Games:

Siena

■ Loss,
 ■ Non-Conf,
 ■ S Site,
 ■ H Home
 ■ A Away
 N Neutral

South Alabama

Through Games Of Jan. 19, 2020

Average RPI Win:	267	WON-LOST	WINNING	LAST 10	STRENGTH OF	OPP. STRENGTH	TEAM	ADJ.	CONF.	ADJ CONF.
Average RPI Loss:	136	RECORD	PCT. RANK	GAMES	SCHEDULE	OF SCHEDULE	RPI	RPI	RPI	RPI
DIV. I ONLY	7- 9	206	5-5	250	197	238	238	22	22	
DIV. I NON-CONF.	3- 7	252	1-3	201	91	273	273	23	23	
TOTALS	RPI 1-25	RPI 26-50	W-L RECORDS	RPI 51-100	RPI 101-150	RPI 150+				
7- 9	0- 0	0- 1	OVERALL	0- 1	1- 3	6- 4				
4- 5	0- 0	0- 1	HOME	0- 1	0- 2	4- 1				
3- 4	0- 0	0- 0	AWAY	0- 0	1- 1	2- 3				
0- 0	0- 0	0- 0	NEUTRAL	0- 0	0- 0	0- 0				
3- 7	0- 0	0- 1	NON-CONFERENCE	0- 1	1- 1	2- 4				
2- 4	0- 0	0- 1	HOME	0- 1	0- 1	2- 1				
1- 3	0- 0	0- 0	AWAY	0- 0	1- 0	0- 3				
0- 0	0- 0	0- 0	NEUTRAL	0- 0	0- 0	0- 0				
4- 2	0- 0	0- 0	CONFERENCE	0- 0	0- 2	4- 0				
2- 1	0- 0	0- 0	HOME	0- 0	0- 1	2- 0				
2- 1	0- 0	0- 0	AWAY	0- 0	0- 1	2- 0				
0- 0	0- 0	0- 0	NEUTRAL	0- 0	0- 0	0- 0				

RPI S	Opponent	Score	RPI S	Opponent	Score	RPI S	Opponent	Score	RPI S	Opponent	Score	Team's RPI: 238
26	H Rutgers	56 77	68	H Alabama	62 74	109	H Coastal Caro.	62 71	125	A Louisiana	68 73	
						127	A Tulane	62 53	147	H Auburn	62 82	
						159	A UAB	61 77	175	A Southern Miss.	55 62	
						177	H A&M-Corpus Christi	83 82	188	H Miami (OH)	73 76	
						228	A ETSU	60 65	270	H Appalachian St.	81 66	
						296	A Ga. Southern	71 65	318	A Georgia St.	81 64	
						334	H Tennessee St.	70 48	347	H La.-Monroe	72 63	
LAST 10 Division I												
296	A Ga. Southern	71 65	270	H Appalachian St.	81 66							
318	A Georgia St.	81 64	228	A ETSU	60 65							
347	H La.-Monroe	72 63	175	A Southern Miss.	55 62							
125	A Louisiana	68 73	127	A Tulane	62 53							
109	H Coastal Caro.	62 71	147	H Auburn	62 82							

Non-Div I Games: William Carey 68 52 Mobile 103 59

South Alabama

Loss, Non-Conf, S Site, H Home A Away N Neutral

South Carolina

Through Games Of Jan. 19, 2020

Average RPI Win: 105	WON-LOST	WINNING	LAST 10	STRENGTH OF	OPP. STRENGTH	TEAM	ADJ.	CONF.	ADJ CONF.
Average RPI Loss: 11	RECORD	PCT. RANK	GAMES	SCHEDULE	OF SCHEDULE	RPI	RPI	RPI	RPI

DIV. I ONLY	17- 1	3	10-0	17	5	3	3	4	4
DIV. I NON-CONF.	12- 1	9	5-0	44	10	7	7	5	5
TOTALS	RPI 1-25	RPI 26-50	W-L RECORDS	RPI 51-100	RPI 101-150	RPI 150+			
17- 1	3- 1	4- 0	OVERALL	5- 0	1- 0	4- 0			
8- 0	1- 0	4- 0	HOME	0- 0	0- 0	3- 0			
7- 0	1- 0	0- 0	AWAY	4- 0	1- 0	1- 0			
2- 1	1- 1	0- 0	NEUTRAL	1- 0	0- 0	0- 0			
12- 1	2- 1	3- 0	NON-CONFERENCE	3- 0	0- 0	4- 0			
6- 0	0- 0	3- 0	HOME	0- 0	0- 0	3- 0			
4- 0	1- 0	0- 0	AWAY	2- 0	0- 0	1- 0			
2- 1	1- 1	0- 0	NEUTRAL	1- 0	0- 0	0- 0			
5- 0	1- 0	1- 0	CONFERENCE	2- 0	1- 0	0- 0			
2- 0	1- 0	1- 0	HOME	0- 0	0- 0	0- 0			
3- 0	0- 0	0- 0	AWAY	2- 0	1- 0	0- 0			
0- 0	0- 0	0- 0	NEUTRAL	0- 0	0- 0	0- 0			

RPI	S	Opponent	Score	RPI	S	Opponent	Score	RPI	S	Opponent	Score	RPI	S	Opponent	Score
11	N	Indiana	57 71	33	H	Purdue	85 49	57	A	Temple	78 71	143	A	Missouri	78 45
12	N	Baylor	74 59	36	H	Arkansas	91 82	63	A	Vanderbilt	93 57	171	A	Clemson	84 48
19	H	Kentucky	99 72	43	H	South Dakota	73 60	68	A	Alabama	93 78	270	H	Appalachian St.	92 50
20	A	Maryland	63 54	49	H	Duke	89 46	73	N	Washington St.	68 53	314	H	Alabama St.	103 43
								88	A	Dayton	75 49	332	H	USC Upstate	112 32
LAST 10 Division I															
143	A	Missouri	78 45	43	H	South Dakota	73 60								
63	A	Vanderbilt	93 57	49	H	Duke	89 46								
36	H	Arkansas	91 82	33	H	Purdue	85 49								
68	A	Alabama	93 78	57	A	Temple	78 71								
19	H	Kentucky	99 72	12	N	Baylor	74 59								

Non-Div I Games:

South Carolina

Loss, Non-Conf, S Site, H Home A Away N Neutral

Average RPI Win: 341				WON-LOST	WINNING	LAST 10	STRENGTH OF		OPP. STRENGTH	TEAM	ADJ.	CONF.	ADJ CONF.
Average RPI Loss: 252				RECORD	PCT. RANK	GAMES	SCHEDULE	OF SCHEDULE	RPI	RPI	RPI	RPI	RPI
DIV. I ONLY				2- 15	335	1-9	348	347	350	350	30	30	
DIV. I NON-CONF.				1- 12	335	0-6	326	343	347	347	31	31	
TOTALS		RPI 1-25		RPI 26-50		W-L RECORDS		RPI 51-100		RPI 101-150		RPI 150+	
2- 15		0- 0		0- 0		OVERALL		0- 0		0- 1		2- 14	
0- 6		0- 0		0- 0		HOME		0- 0		0- 0		0- 6	
2- 8		0- 0		0- 0		AWAY		0- 0		0- 1		2- 7	
0- 1		0- 0		0- 0		NEUTRAL		0- 0		0- 0		0- 1	
1- 12		0- 0		0- 0		NON-CONFERENCE		0- 0		0- 1		1- 11	
0- 5		0- 0		0- 0		HOME		0- 0		0- 0		0- 5	
1- 6		0- 0		0- 0		AWAY		0- 0		0- 1		1- 5	
0- 1		0- 0		0- 0		NEUTRAL		0- 0		0- 0		0- 1	
1- 3		0- 0		0- 0		CONFERENCE		0- 0		0- 0		1- 3	
0- 1		0- 0		0- 0		HOME		0- 0		0- 0		0- 1	
1- 2		0- 0		0- 0		AWAY		0- 0		0- 0		1- 2	
0- 0		0- 0		0- 0		NEUTRAL		0- 0		0- 0		0- 0	

RPI 1-25				RPI 26-50				RPI 51-100				RPI 101+				Team's RPI: 350	
RPI	S	Opponent	Score	RPI	S	Opponent	Score	RPI	S	Opponent	Score	RPI	S	Opponent	Score		
												109	A	Coastal Caro.	44	85	
												166	N	North Ala.	46	99	
												192	H	North Dakota	53	95	
												194	A	UNLV	57	66	
												231	A	UNC Asheville	51	82	
												234	A	Howard	47	78	
												239	A	UNCW	46	84	
												248	H	Col. of Charleston	55	76	
												259	H	Radford	45	60	
												290	A	Morgan St.	47	77	
												297	H	Presbyterian	49	70	
												318	A	Georgia St.	52	77	
												322	H	Mercer	55	66	
												332	A	USC Upstate	47	58	
												339	A	Charleston So.	81	75	
												342	A	Coppin St.	71	60	
												349	H	Florida A&M	39	44	
LAST 10 Division I																	
				349	H	Florida A&M	39	44	166	N	North Ala.	46	99				
				234	A	Howard	47	78	318	A	Georgia St.	52	77				
				290	A	Morgan St.	47	77	332	A	USC Upstate	47	58				
				342	A	Coppin St.	71	60	231	A	UNC Asheville	51	82				
				109	A	Coastal Caro.	44	85	322	H	Mercer	55	66				

Non-Div I Games:

South Carolina St.

■ Loss, ■ Non-Conf, S Site, H Home A Away N Neutral

South Dakota

Through Games Of Jan. 19, 2020

Average RPI Win:	178	WON-LOST	WINNING	LAST 10	STRENGTH OF	OPP. STRENGTH	TEAM	ADJ.	CONF.	ADJ CONF.
Average RPI Loss:	3	RECORD	PCT. RANK	GAMES	SCHEDULE	OF SCHEDULE	RPI	RPI	RPI	RPI
DIV. I ONLY	16- 2	11	9-1	202	28	43	43	20	20	
DIV. I NON-CONF.	10- 2	30	3-1	91	4	23	23	19	19	
TOTALS	RPI 1-25	RPI 26-50	W-L RECORDS	RPI 51-100	RPI 101-150	RPI 150+				
16- 2	1- 2	2- 0	OVERALL	1- 0	3- 0	9- 0				
8- 1	1- 1	1- 0	HOME	1- 0	1- 0	4- 0				
6- 1	0- 1	0- 0	AWAY	0- 0	2- 0	4- 0				
2- 0	0- 0	1- 0	NEUTRAL	0- 0	0- 0	1- 0				
10- 2	1- 2	2- 0	NON-CONFERENCE	0- 0	3- 0	4- 0				
5- 1	1- 1	1- 0	HOME	0- 0	1- 0	2- 0				
3- 1	0- 1	0- 0	AWAY	0- 0	2- 0	1- 0				
2- 0	0- 0	1- 0	NEUTRAL	0- 0	0- 0	1- 0				
6- 0	0- 0	0- 0	CONFERENCE	1- 0	0- 0	5- 0				
3- 0	0- 0	0- 0	HOME	1- 0	0- 0	2- 0				
3- 0	0- 0	0- 0	AWAY	0- 0	0- 0	3- 0				
0- 0	0- 0	0- 0	NEUTRAL	0- 0	0- 0	0- 0				

RPI 1-25				RPI 26-50				Team's RPI: 43				RPI 51-100				RPI 101+			
RPI	S	Opponent	Score	RPI	S	Opponent	Score	RPI	S	Opponent	Score	RPI	S	Opponent	Score	RPI	S	Opponent	Score
2	H	Missouri St.	66 74	32	N	Ohio St.	68 53	82	H	South Dakota St.	83 48	112	A	Utah	84 81				
3	A	South Carolina	60 73	38	H	Drake	102 94					140	A	Northeastern	80 76				
22	H	Creighton	72 65									143	H	Missouri	72 56				
												164	H	Montana	96 64				
												182	A	Green Bay	66 60				
												190	N	Northern Ill.	91 48				
												216	A	Western Ill.	96 65				
												275	H	Omaha	77 44				
												293	A	North Dakota St.	80 36				
												295	H	Denver	104 61				
												329	A	Purdue Fort Wayne	62 41				
												342	H	Coppin St.	82 44				
LAST 10 Division I																			
				82	H	South Dakota St.	83 48	216	A	Western Ill.	96 65								
				293	A	North Dakota St.	80 36	3	A	South Carolina	60 73								
				275	H	Omaha	77 44	164	H	Montana	96 64								
				295	H	Denver	104 61	342	H	Coppin St.	82 44								
				329	A	Purdue Fort Wayne	62 41	22	H	Creighton	72 65								

Non-Div I Games: Mt. Marty 110 39

South Dakota

Loss, Non-Conf, S Site, H Home A Away N Neutral

Average RPI Win:	217	WON-LOST	WINNING	LAST 10	STRENGTH OF	OPP. STRENGTH	TEAM	ADJ.	CONF.	ADJ CONF.
Average RPI Loss:	29	RECORD	PCT. RANK	GAMES	SCHEDULE	OF SCHEDULE	RPI	RPI	RPI	RPI
DIV. I ONLY	13- 7	87	7-3	125	77	82	82	20	20	
DIV. I NON-CONF.	7- 6	161	1-2	76	9	95	95	19	19	
TOTALS	RPI 1-25	RPI 26-50	W-L RECORDS	RPI 51-100	RPI 101-150	RPI 150+				
13- 7	0- 3	0- 4	OVERALL	1- 0	2- 0	10- 0				
7- 2	0- 1	0- 1	HOME	0- 0	1- 0	6- 0				
4- 4	0- 2	0- 2	AWAY	0- 0	0- 0	4- 0				
2- 1	0- 0	0- 1	NEUTRAL	1- 0	1- 0	0- 0				
7- 6	0- 3	0- 3	NON-CONFERENCE	1- 0	2- 0	4- 0				
4- 2	0- 1	0- 1	HOME	0- 0	1- 0	3- 0				
1- 3	0- 2	0- 1	AWAY	0- 0	0- 0	1- 0				
2- 1	0- 0	0- 1	NEUTRAL	1- 0	1- 0	0- 0				
6- 1	0- 0	0- 1	CONFERENCE	0- 0	0- 0	6- 0				
3- 0	0- 0	0- 0	HOME	0- 0	0- 0	3- 0				
3- 1	0- 0	0- 1	AWAY	0- 0	0- 0	3- 0				
0- 0	0- 0	0- 0	NEUTRAL	0- 0	0- 0	0- 0				

RPI 1-25				RPI 26-50				RPI 51-100 Team's RPI: 82				RPI 101+			
RPI	S	Opponent	Score	RPI	S	Opponent	Score	RPI	S	Opponent	Score	RPI	S	Opponent	Score
8	A	Oregon	56 95	31	N	FGCU	70 71	97	N	South Fla.	61 50	111	H	Montana St.	60 50
22	A	Creighton	48 61	38	A	Drake	67 74					118	N	Notre Dame	65 59
23	H	Central Mich.	74 79	40	H	Marquette	58 65					182	A	Green Bay	60 55
				43	A	South Dakota	48 83					192	H	North Dakota	99 64
LAST 10 Division I															
				43	A	South Dakota	48 83	244	H	Oral Roberts	58 44				
				192	H	North Dakota	99 64	275	A	Omaha	68 51				
				329	A	Purdue Fort Wayne	100 69	182	A	Green Bay	60 55				
				295	A	Denver	86 79	40	H	Marquette	58 65				
				216	H	Western Ill.	75 45	23	H	Central Mich.	74 79				

Non-Div I Games: Dakota Wesleyan 77 46

South Dakota St.

■ Loss,
 ■ Non-Conf,
 ■ S Site,
 ■ Home
 ■ A Away
 N Neutral

Average RPI Win:	185	WON-LOST	WINNING	LAST 10	STRENGTH OF	OPP. STRENGTH	TEAM	ADJ.	CONF.	ADJ CONF.
Average RPI Loss:	71	RECORD	PCT. RANK	GAMES	SCHEDULE	OF SCHEDULE	RPI	RPI	RPI	RPI
DIV. I ONLY	10- 8	147	5-5	45	104	97	97	9	9	
DIV. I NON-CONF.	8- 6	138	3-3	41	166	101	101	9	9	
TOTALS	RPI 1-25	RPI 26-50	W-L RECORDS	RPI 51-100	RPI 101-150	RPI 150+				
10- 8	0- 2	0- 1	OVERALL	1- 3	3- 1	6- 1				
9- 1	0- 0	0- 0	HOME	1- 1	3- 0	5- 0				
1- 3	0- 1	0- 0	AWAY	0- 1	0- 0	1- 1				
0- 4	0- 1	0- 1	NEUTRAL	0- 1	0- 1	0- 0				
8- 6	0- 2	0- 1	NON-CONFERENCE	1- 1	2- 1	5- 1				
8- 0	0- 0	0- 0	HOME	1- 0	2- 0	5- 0				
0- 2	0- 1	0- 0	AWAY	0- 0	0- 0	0- 1				
0- 4	0- 1	0- 1	NEUTRAL	0- 1	0- 1	0- 0				
2- 2	0- 0	0- 0	CONFERENCE	0- 2	1- 0	1- 0				
1- 1	0- 0	0- 0	HOME	0- 1	1- 0	0- 0				
1- 1	0- 0	0- 0	AWAY	0- 1	0- 0	1- 0				
0- 0	0- 0	0- 0	NEUTRAL	0- 0	0- 0	0- 0				

RPI 1-25			RPI 26-50			RPI 51-100			Team's RPI: 97	RPI 101+		
RPI	S	Opponent	Score	RPI	S	Opponent	Score	RPI	S	Opponent	Score	
12	A	Baylor	46 58	31	N	FGCU	77 81	52	H	Texas	64 57	118 N Notre Dame 51 67
15	N	Mississippi St.	61 86					57 A Temple 66 69		120 H Idaho 67 64		
								61 H UCF 57 64		124 H Cincinnati 76 68		
								82 N South Dakota St. 50 61		138 H VCU 77 55		
										194 A UNLV 51 61		
										205 A Tulsa 68 52		
										214 H Saint Francis (PA) 62 23		
										220 H Jacksonville 70 39		
										229 H Brown 70 60		
										234 H Howard 82 53		
										314 H Alabama St. 80 29		
LAST 10 Division I												
61	H	UCF	57 64	194	A	UNLV	51 61					
57	A	Temple	66 69	15	N	Mississippi St.	61 86					
205	A	Tulsa	68 52	120	H	Idaho	67 64					
124	H	Cincinnati	76 68	314	H	Alabama St.	80 29					
229	H	Brown	70 60	118	N	Notre Dame	51 67					

Non-Div I Games:

South Fla.

Average RPI Win:	234	WON-LOST	WINNING	LAST 10	STRENGTH OF	OPP. STRENGTH	TEAM	ADJ.	CONF.	ADJ CONF.
Average RPI Loss:	156	RECORD	PCT. RANK	GAMES	SCHEDULE	OF SCHEDULE	RPI	RPI	RPI	RPI
DIV. I ONLY	10- 5	72	7-3	328	151	168	168	18	18	
DIV. I NON-CONF.	6- 3	90	3-1	337	157	165	165	21	21	
TOTALS	RPI 1-25	RPI 26-50	W-L RECORDS	RPI 51-100	RPI 101-150	RPI 150+				
10- 5	0- 0	0- 0	OVERALL	1- 2	0- 0	9- 3				
5- 1	0- 0	0- 0	HOME	1- 1	0- 0	4- 0				
5- 4	0- 0	0- 0	AWAY	0- 1	0- 0	5- 3				
0- 0	0- 0	0- 0	NEUTRAL	0- 0	0- 0	0- 0				
6- 3	0- 0	0- 0	NON-CONFERENCE	1- 1	0- 0	5- 2				
2- 0	0- 0	0- 0	HOME	1- 0	0- 0	1- 0				
4- 3	0- 0	0- 0	AWAY	0- 1	0- 0	4- 2				
0- 0	0- 0	0- 0	NEUTRAL	0- 0	0- 0	0- 0				
4- 2	0- 0	0- 0	CONFERENCE	0- 1	0- 0	4- 1				
3- 1	0- 0	0- 0	HOME	0- 1	0- 0	3- 0				
1- 1	0- 0	0- 0	AWAY	0- 0	0- 0	1- 1				
0- 0	0- 0	0- 0	NEUTRAL	0- 0	0- 0	0- 0				

RPI 1-25				RPI 26-50				RPI 51-100				RPI 101+				Team's RPI: 168	
RPI	S	Opponent	Score	RPI	S	Opponent	Score	RPI	S	Opponent	Score	RPI	S	Opponent	Score		
								66	H	Southern Ill.	79 65	151	A	Austin Peay	79 66		
								84	H	Belmont	45 57	151	H	Austin Peay	81 43		
								98	A	Saint Louis	61 76	174	A	Eastern Mich.	64 69		
												207	A	Murray St.	62 70		
												207	H	Murray St.	88 73		
												216	A	Western Ill.	91 97		
												233	A	Arkansas St.	79 67		
												269	A	Indiana St.	68 58		
												273	A	Ole Miss	70 53		
												327	H	Evansville	83 60		
												329	A	Purdue Fort Wayne	58 48		
												334	H	Tennessee St.	83 54		
LAST 10 Division I																	
				207	H	Murray St.	88 73					151	A	Austin Peay	79 66		
				151	H	Austin Peay	81 43					269	A	Indiana St.	68 58		
				334	H	Tennessee St.	83 54					216	A	Western Ill.	91 97		
				84	H	Belmont	45 57					273	A	Ole Miss	70 53		
				207	A	Murray St.	62 70					66	H	Southern Ill.	79 65		

Non-Div I Games: Harris-Stowe 106 64 Mo.-St. Louis 70 56

Southeast Mo. St.

Loss, Non-Conf, S Site, H Home A Away N Neutral

Southeastern La.

Through Games Of Jan. 19, 2020

Average RPI Win:	245	WON-LOST	WINNING	LAST 10	STRENGTH OF	OPP. STRENGTH	TEAM	ADJ.	CONF.	ADJ CONF.
Average RPI Loss:	156	RECORD	PCT. RANK	GAMES	SCHEDULE	OF SCHEDULE	RPI	RPI	RPI	RPI
DIV. I ONLY	4- 11	285	3-7	148	296	247	247	25	25	
DIV. I NON-CONF.	2- 6	279	1-2	133	240	212	212	22	22	
TOTALS	RPI 1-25	RPI 26-50	W-L RECORDS	RPI 51-100	RPI 101-150	RPI 150+				
4- 11	0- 1	0- 0	OVERALL	0- 1	0- 4	4- 5				
2- 3	0- 0	0- 0	HOME	0- 0	0- 1	2- 2				
2- 8	0- 1	0- 0	AWAY	0- 1	0- 3	2- 3				
0- 0	0- 0	0- 0	NEUTRAL	0- 0	0- 0	0- 0				
2- 6	0- 1	0- 0	NON-CONFERENCE	0- 1	0- 1	2- 3				
1- 0	0- 0	0- 0	HOME	0- 0	0- 0	1- 0				
1- 6	0- 1	0- 0	AWAY	0- 1	0- 1	1- 3				
0- 0	0- 0	0- 0	NEUTRAL	0- 0	0- 0	0- 0				
2- 5	0- 0	0- 0	CONFERENCE	0- 0	0- 3	2- 2				
1- 3	0- 0	0- 0	HOME	0- 0	0- 1	1- 2				
1- 2	0- 0	0- 0	AWAY	0- 0	0- 2	1- 0				
0- 0	0- 0	0- 0	NEUTRAL	0- 0	0- 0	0- 0				

RPI 1-25				RPI 26-50				RPI 51-100				RPI 101+ Team's RPI: 247			
RPI	S	Opponent	Score	RPI	S	Opponent	Score	RPI	S	Opponent	Score	RPI	S	Opponent	Score
25	A	LSU	52 62					68	A	Alabama	50 87	115	A	Abilene Christian	53 61
												125	A	Louisiana	50 60
												148	A	SFA	51 77
												150	H	Sam Houston St.	69 84
												157	A	Houston	65 78
												158	H	Jackson St.	63 59
												175	A	Southern Miss.	54 62
												177	H	A&M-Corpus Christi	48 44
												195	H	Lamar University	57 65
												256	A	Louisiana Tech	78 92
												299	A	Houston Baptist	69 59
												304	H	Nicholls St.	65 67
												347	A	La.-Monroe	65 52
LAST 10 Division I															
115	A	Abilene Christian	53 61	68	A	Alabama	50 87								
304	H	Nicholls St.	65 67	299	A	Houston Baptist	69 59								
150	H	Sam Houston St.	69 84	195	H	Lamar University	57 65								
177	H	A&M-Corpus Christi	48 44	256	A	Louisiana Tech	78 92								
148	A	SFA	51 77	158	H	Jackson St.	63 59								

Non-Div I Games: LSU-Alexandria 89 67

Southeastern La.

■ Loss,
 ■ Non-Conf, S Site,
 ■ Home
 ■ Away
 N Neutral

Average RPI Win:	188	WON-LOST	WINNING	LAST 10	STRENGTH OF	OPP. STRENGTH	TEAM	ADJ.	CONF.	ADJ CONF.
Average RPI Loss:	73	RECORD	PCT. RANK	GAMES	SCHEDULE	OF SCHEDULE	RPI	RPI	RPI	RPI
DIV. I ONLY	9- 8	161	5-5	24	87	76	76	1	1	
DIV. I NON-CONF.	8- 3	68	4-0	164	172	91	91	1	1	
TOTALS	RPI 1-25	RPI 26-50	W-L RECORDS	RPI 51-100	RPI 101-150	RPI 150+				
9- 8	1- 2	1- 3	OVERALL	1- 1	0- 1	6- 1				
6- 3	1- 1	1- 2	HOME	0- 0	0- 0	4- 0				
2- 4	0- 1	0- 0	AWAY	0- 1	0- 1	2- 1				
1- 1	0- 0	0- 1	NEUTRAL	1- 0	0- 0	0- 0				
8- 3	0- 1	1- 1	NON-CONFERENCE	1- 0	0- 0	6- 1				
5- 1	0- 1	1- 0	HOME	0- 0	0- 0	4- 0				
2- 1	0- 0	0- 0	AWAY	0- 0	0- 0	2- 1				
1- 1	0- 0	0- 1	NEUTRAL	1- 0	0- 0	0- 0				
1- 5	1- 1	0- 2	CONFERENCE	0- 1	0- 1	0- 0				
1- 2	1- 0	0- 2	HOME	0- 0	0- 0	0- 0				
0- 3	0- 1	0- 0	AWAY	0- 1	0- 1	0- 0				
0- 0	0- 0	0- 0	NEUTRAL	0- 0	0- 0	0- 0				

RPI	S	Opponent	Score	RPI	S	Opponent	Score	RPI	S	Opponent	Score	RPI	S	Opponent	Score
7	A	UCLA	59 83	28	H	Arizona St.	54 63	51	A	Colorado	53 66	112	A	Utah	65 67
7	H	UCLA	70 68	35	H	Virginia	59 49	68	N	Alabama	60 57	194	H	UNLV	75 54
17	H	Texas A&M	64 74	42	H	Arizona	57 65					235	A	UC Riverside	76 59
				47	N	Nebraska	54 67					253	A	CSUN	69 53
												280	A	UC Santa Barbara	46 57
												284	H	Long Beach St.	57 40
												288	H	Nevada	50 47
												325	H	UTRGV	80 43
LAST 10 Division I															
7	H	UCLA	70 68	7	A	UCLA	59 83								
112	A	Utah	65 67	284	H	Long Beach St.	57 40								
51	A	Colorado	53 66	288	H	Nevada	50 47								
28	H	Arizona St.	54 63	325	H	UTRGV	80 43								
42	H	Arizona	57 65	194	H	UNLV	75 54								

Non-Div I Games:

Southern California

■ Loss,
 ■ Non-Conf,
 ■ S Site,
 ■ Home
 ■ Away
 N Neutral

Average RPI Win: 160	WON-LOST	WINNING	LAST 10	STRENGTH OF	OPP. STRENGTH	TEAM	ADJ.	CONF.	ADJ CONF.
Average RPI Loss: 96	RECORD	PCT. RANK	GAMES	SCHEDULE	OF SCHEDULE	RPI	RPI	RPI	RPI
DIV. I ONLY	10- 6	106	6-4	52	150	66	66	7	7
DIV. I NON-CONF.	8- 3	68	4-1	143	229	70	70	7	7
<hr/>									
TOTALS	RPI 1-25	RPI 26-50	W-L RECORDS	RPI 51-100	RPI 101-150	RPI 150+			
10- 6	1- 0	0- 2	OVERALL	2- 2	1- 0	6- 2			
5- 3	1- 0	0- 2	HOME	2- 0	1- 0	1- 1			
4- 3	0- 0	0- 0	AWAY	0- 2	0- 0	4- 1			
1- 0	0- 0	0- 0	NEUTRAL	0- 0	0- 0	1- 0			
8- 3	0- 0	0- 0	NON-CONFERENCE	2- 1	1- 0	5- 2			
4- 1	0- 0	0- 0	HOME	2- 0	1- 0	1- 1			
3- 2	0- 0	0- 0	AWAY	0- 1	0- 0	3- 1			
1- 0	0- 0	0- 0	NEUTRAL	0- 0	0- 0	1- 0			
2- 3	1- 0	0- 2	CONFERENCE	0- 1	0- 0	1- 0			
1- 2	1- 0	0- 2	HOME	0- 0	0- 0	0- 0			
1- 1	0- 0	0- 0	AWAY	0- 1	0- 0	1- 0			
0- 0	0- 0	0- 0	NEUTRAL	0- 0	0- 0	0- 0			

RPI 1-25				RPI 26-50				RPI 51-100				Team's RPI: 66	RPI 101+			
RPI	S	Opponent	Score	RPI	S	Opponent	Score	RPI	S	Opponent	Score		RPI	S	Opponent	Score
2	H	Missouri St.	70 68	38	H	Drake	65 73	55	A	IUPUI	78 81		145	H	Tennessee Tech	76 65
				48	H	UNI	57 60	65	H	UT Martin	70 59		168	A	Southeast Mo. St.	65 79
								95	A	Loyola Chicago	49 51		170	H	Memphis	66 70
								98	H	Saint Louis	61 53		174	A	Eastern Mich.	85 54
													183	A	Valparaiso	67 51
													190	A	Northern Ill.	80 61
													207	H	Murray St.	76 66
													216	N	Western Ill.	79 65
													323	A	SIUE	103 67
LAST 10 Division I																
				2	H	Missouri St.	70 68			190	A	Northern Ill.	80 61			
				38	H	Drake	65 73			216	N	Western Ill.	79 65			
				48	H	UNI	57 60			207	H	Murray St.	76 66			
				95	A	Loyola Chicago	49 51			168	A	Southeast Mo. St.	65 79			
				183	A	Valparaiso	67 51			65	H	UT Martin	70 59			

Non-Div I Games:

Southern Ill.

Average RPI Win:	266	WON-LOST	WINNING	LAST 10	STRENGTH OF	OPP. STRENGTH	TEAM	ADJ.	CONF.	ADJ CONF.
Average RPI Loss:	126	RECORD	PCT. RANK	GAMES	SCHEDULE	OF SCHEDULE	RPI	RPI	RPI	RPI
DIV. I ONLY	9- 5	99	6-4	242	253	175	175	13	13	
DIV. I NON-CONF.	6- 3	90	3-2	283	235	177	177	14	14	
TOTALS	RPI 1-25	RPI 26-50	W-L RECORDS	RPI 51-100	RPI 101-150	RPI 150+				
9- 5	0- 1	0- 0	OVERALL	0- 0	1- 2	8- 2				
7- 2	0- 0	0- 0	HOME	0- 0	1- 1	6- 1				
2- 3	0- 1	0- 0	AWAY	0- 0	0- 1	2- 1				
0- 0	0- 0	0- 0	NEUTRAL	0- 0	0- 0	0- 0				
6- 3	0- 1	0- 0	NON-CONFERENCE	0- 0	1- 1	5- 1				
5- 1	0- 0	0- 0	HOME	0- 0	1- 1	4- 0				
1- 2	0- 1	0- 0	AWAY	0- 0	0- 0	1- 1				
0- 0	0- 0	0- 0	NEUTRAL	0- 0	0- 0	0- 0				
3- 2	0- 0	0- 0	CONFERENCE	0- 0	0- 1	3- 1				
2- 1	0- 0	0- 0	HOME	0- 0	0- 0	2- 1				
1- 1	0- 0	0- 0	AWAY	0- 0	0- 1	1- 0				
0- 0	0- 0	0- 0	NEUTRAL	0- 0	0- 0	0- 0				

RPI	S	Opponent	Score	RPI	S	Opponent	Score	RPI	S	Opponent	Score	RPI	S	Opponent	Score	Team's RPI: 175
15	A	Mississippi St.	58 91									126	A	Rice	64 75	
												127	H	Tulane	58 62	
												138	H	VCU	51 39	
												157	A	Houston	60 75	
												206	H	UTEP	72 89	
												238	H	South Alabama	62 55	
												247	H	Southeastern La.	62 54	
												249	A	North Texas	65 57	
												256	H	Louisiana Tech	66 60	
												273	H	Ole Miss	59 53	
												294	H	UTSA	82 65	
												347	A	La.-Monroe	57 42	
												351	H	Mississippi Val.	84 80	
LAST 10 Division I																
126	A	Rice	64 75	157	A	Houston	60 75									
249	A	North Texas	65 57	238	H	South Alabama	62 55									
294	H	UTSA	82 65	127	H	Tulane	58 62									
206	H	UTEP	72 89	138	H	VCU	51 39									
256	H	Louisiana Tech	66 60	351	H	Mississippi Val.	84 80									

Non-Div I Games: Faulkner 71 59 William Carey 77 47

Southern Miss.

Southern U.

Through Games Of Jan. 19, 2020

Average RPI Win:	311	WON-LOST	WINNING	LAST 10	STRENGTH OF	OPP. STRENGTH	TEAM	ADJ.	CONF.	ADJ CONF.
Average RPI Loss:	94	RECORD	PCT. RANK	GAMES	SCHEDULE	OF SCHEDULE	RPI	RPI	RPI	RPI
DIV. I ONLY	3- 11	306	3-7	167	100	236	236	31	31	
DIV. I NON-CONF.	0- 9	338	0-5	13	49	242	242	28	28	
TOTALS	RPI 1-25	RPI 26-50	W-L RECORDS	RPI 51-100	RPI 101-150	RPI 150+				
3- 11	0- 0	0- 3	OVERALL	0- 4	0- 2	3- 2				
1- 1	0- 0	0- 0	HOME	0- 0	0- 0	1- 1				
2- 8	0- 0	0- 3	AWAY	0- 3	0- 2	2- 0				
0- 2	0- 0	0- 0	NEUTRAL	0- 1	0- 0	0- 1				
0- 9	0- 0	0- 3	NON-CONFERENCE	0- 3	0- 2	0- 1				
0- 0	0- 0	0- 0	HOME	0- 0	0- 0	0- 0				
0- 7	0- 0	0- 3	AWAY	0- 2	0- 2	0- 0				
0- 2	0- 0	0- 0	NEUTRAL	0- 1	0- 0	0- 1				
3- 2	0- 0	0- 0	CONFERENCE	0- 1	0- 0	3- 1				
1- 1	0- 0	0- 0	HOME	0- 0	0- 0	1- 1				
2- 1	0- 0	0- 0	AWAY	0- 1	0- 0	2- 0				
0- 0	0- 0	0- 0	NEUTRAL	0- 0	0- 0	0- 0				

RPI 1-25				RPI 26-50				RPI 51-100				RPI 101+ Team's RPI: 236			
RPI	S	Opponent	Score	RPI	S	Opponent	Score	RPI	S	Opponent	Score	RPI	S	Opponent	Score
				26	A	Rutgers	58 78	52	A	Texas	39 93	117	A	Fordham	52 65
				44	A	Oklahoma St.	59 72	64	A	Iowa St.	36 69	134	A	Wichita St.	63 69
				47	A	Nebraska	39 73	73	N	Washington St.	54 69	158	H	Jackson St.	51 72
								91	A	Texas Southern	56 61	231	N	UNC Asheville	34 53
												292	A	Ark.-Pine Bluff	70 43
												301	A	Prairie View	68 48
												341	H	Grambling	81 57
LAST 10 Division I															
				292	A	Ark.-Pine Bluff	70 43	231	N	UNC Asheville	34 53				
				158	H	Jackson St.	51 72	73	N	Washington St.	54 69				
				341	H	Grambling	81 57	44	A	Oklahoma St.	59 72				
				301	A	Prairie View	68 48	117	A	Fordham	52 65				
				91	A	Texas Southern	56 61	26	A	Rutgers	58 78				

Non-Div I Games: Tougaloo 100 39 Wiley 78 55

Southern U.

Loss, Non-Conf, S Site, H Home A Away N Neutral

Southern Utah

Through Games Of Jan. 19, 2020

Average RPI Win:	242	WON-LOST	WINNING	LAST 10	STRENGTH OF	OPP. STRENGTH	TEAM	ADJ.	CONF.	ADJ CONF.
Average RPI Loss:	201	RECORD	PCT. RANK	GAMES	SCHEDULE	OF SCHEDULE	RPI	RPI	RPI	RPI
DIV. I ONLY	8- 7	156	5-5	262	286	197	197	21	21	
DIV. I NON-CONF.	6- 3	90	3-1	244	297	125	125	17	17	
TOTALS	RPI 1-25	RPI 26-50	W-L RECORDS	RPI 51-100	RPI 101-150	RPI 150+				
8- 7	0- 1	0- 0	OVERALL	0- 0	0- 1	8- 5				
7- 0	0- 0	0- 0	HOME	0- 0	0- 0	7- 0				
1- 7	0- 1	0- 0	AWAY	0- 0	0- 1	1- 5				
0- 0	0- 0	0- 0	NEUTRAL	0- 0	0- 0	0- 0				
6- 3	0- 1	0- 0	NON-CONFERENCE	0- 0	0- 0	6- 2				
5- 0	0- 0	0- 0	HOME	0- 0	0- 0	5- 0				
1- 3	0- 1	0- 0	AWAY	0- 0	0- 0	1- 2				
0- 0	0- 0	0- 0	NEUTRAL	0- 0	0- 0	0- 0				
2- 4	0- 0	0- 0	CONFERENCE	0- 0	0- 1	2- 3				
2- 0	0- 0	0- 0	HOME	0- 0	0- 0	2- 0				
0- 4	0- 0	0- 0	AWAY	0- 0	0- 1	0- 3				
0- 0	0- 0	0- 0	NEUTRAL	0- 0	0- 0	0- 0				

RPI 1-25				RPI 26-50				RPI 51-100				RPI 101+ Team's RPI: 197			
RPI	S	Opponent	Score	RPI	S	Opponent	Score	RPI	S	Opponent	Score	RPI	S	Opponent	Score
10	A	Oregon St.	45 95									111	A	Montana St.	65 91
												164	A	Montana	74 81
												172	H	Portland St.	71 58
												194	H	UNLV	72 68
												211	A	Northern Ariz.	76 84
												223	H	Cal St. Fullerton	79 63
												235	H	UC Riverside	79 68
												244	H	Oral Roberts	72 58
												266	H	UC Irvine	82 68
												276	A	Grand Canyon	65 69
												282	H	Idaho St.	72 65
												295	A	Denver	73 81
												317	A	Utah Valley	71 58
												338	A	Sacramento St.	82 87
LAST 10 Division I															
338	A	Sacramento St.	82 87	172	H	Portland St.	71 58								
211	A	Northern Ariz.	76 84	235	H	UC Riverside	79 68								
282	H	Idaho St.	72 65	295	A	Denver	73 81								
111	A	Montana St.	65 91	266	H	UC Irvine	82 68								
164	A	Montana	74 81	244	H	Oral Roberts	72 58								

Non-Div I Games:

Southern Utah

■ Loss,
 ■ Non-Conf,
 ■ S Site,
 ■ Home
 ■ A Away
 N Neutral

Average RPI Win:	207	WON-LOST	WINNING	LAST 10	STRENGTH OF	OPP. STRENGTH	TEAM	ADJ.	CONF.	ADJ CONF.
Average RPI Loss:	147	RECORD	PCT. RANK	GAMES	SCHEDULE	OF SCHEDULE	RPI	RPI	RPI	RPI
DIV. I ONLY	4- 14	303	3-7	110	233	278	278	12	12	
DIV. I NON-CONF.	3- 10	282	2-3	124	283	288	288	12	12	
TOTALS	RPI 1-25	RPI 26-50	W-L RECORDS	RPI 51-100	RPI 101-150	RPI 150+				
4- 14	0- 0	0- 1	OVERALL	0- 3	1- 3	3- 7				
3- 6	0- 0	0- 1	HOME	0- 1	0- 1	3- 3				
0- 7	0- 0	0- 0	AWAY	0- 2	0- 2	0- 3				
1- 1	0- 0	0- 0	NEUTRAL	0- 0	1- 0	0- 1				
3- 10	0- 0	0- 1	NON-CONFERENCE	0- 2	1- 1	2- 6				
2- 5	0- 0	0- 1	HOME	0- 1	0- 0	2- 3				
0- 4	0- 0	0- 0	AWAY	0- 1	0- 1	0- 2				
1- 1	0- 0	0- 0	NEUTRAL	0- 0	1- 0	0- 1				
1- 4	0- 0	0- 0	CONFERENCE	0- 1	0- 2	1- 1				
1- 1	0- 0	0- 0	HOME	0- 0	0- 1	1- 0				
0- 3	0- 0	0- 0	AWAY	0- 1	0- 1	0- 1				
0- 0	0- 0	0- 0	NEUTRAL	0- 0	0- 0	0- 0				

RPI 1-25				RPI 26-50				RPI 51-100				RPI 101+				Team's RPI: 278	
RPI	S	Opponent	Score	RPI	S	Opponent	Score	RPI	S	Opponent	Score	RPI	S	Opponent	Score		
				46	H	St. John's (NY)	56 68	58	A	Bucknell	60 68	104	A	Kent St.	58 81		
								77	H	Buffalo	36 46	117	A	Fordham	53 79		
								98	A	Saint Louis	51 72	123	H	Massachusetts	52 62		
												133	N	Wright St.	57 56		
												152	H	Cornell	42 70		
												167	N	Saint Mary's (CA)	57 72		
												186	H	Cleveland St.	62 65		
												198	H	Akron	54 63		
												199	A	Binghamton	67 78		
												204	A	La Salle	61 67		
												210	H	George Mason	62 47		
												218	H	Niagara	71 67		
												267	H	Oakland	80 66		
												330	A	Canisius	82 84		
LAST 10 Division I																	
				204	A	La Salle	61 67	152	H	Cornell	42 70						
				98	A	Saint Louis	51 72	167	N	Saint Mary's (CA)	57 72						
				210	H	George Mason	62 47	133	N	Wright St.	57 56						
				123	H	Massachusetts	52 62	267	H	Oakland	80 66						
				117	A	Fordham	53 79	77	H	Buffalo	36 46						

Non-Div I Games:

St. Bonaventure

St. Francis Brooklyn

Through Games Of Jan. 19, 2020

Average RPI Win:	302	WON-LOST	WINNING	LAST 10	STRENGTH OF	OPP. STRENGTH	TEAM	ADJ.	CONF.	ADJ CONF.
Average RPI Loss:	175	RECORD	PCT. RANK	GAMES	SCHEDULE	OF SCHEDULE	RPI	RPI	RPI	RPI
DIV. I ONLY	4- 11	285	2-8	271	266	305	305	29	29	
DIV. I NON-CONF.	3- 7	252	1-4	190	236	258	258	29	29	
TOTALS	RPI 1-25	RPI 26-50	W-L RECORDS	RPI 51-100	RPI 101-150	RPI 150+				
4- 11	0- 1	0- 1	OVERALL	0- 1	0- 3	4- 5				
3- 2	0- 0	0- 0	HOME	0- 0	0- 1	3- 1				
1- 7	0- 1	0- 1	AWAY	0- 1	0- 1	1- 3				
0- 2	0- 0	0- 0	NEUTRAL	0- 0	0- 1	0- 1				
3- 7	0- 1	0- 1	NON-CONFERENCE	0- 1	0- 2	3- 2				
2- 1	0- 0	0- 0	HOME	0- 0	0- 1	2- 0				
1- 4	0- 1	0- 1	AWAY	0- 1	0- 0	1- 1				
0- 2	0- 0	0- 0	NEUTRAL	0- 0	0- 1	0- 1				
1- 4	0- 0	0- 0	CONFERENCE	0- 0	0- 1	1- 3				
1- 1	0- 0	0- 0	HOME	0- 0	0- 0	1- 1				
0- 3	0- 0	0- 0	AWAY	0- 0	0- 1	0- 2				
0- 0	0- 0	0- 0	NEUTRAL	0- 0	0- 0	0- 0				

RPI 1-25				RPI 26-50				RPI 51-100				RPI 101+ Team's RPI: 305			
RPI	S	Opponent	Score	RPI	S	Opponent	Score	RPI	S	Opponent	Score	RPI	S	Opponent	Score
21	A	Princeton	44 76	40	A	Marquette	71 92	81	A	Boston College	69 106	103	H	Stony Brook	73 86
												113	N	Pacific	62 71
												132	A	Robert Morris	44 69
												214	A	Saint Francis (PA)	72 82
												263	H	Army West Point	70 64
												268	A	Wagner	66 74
												279	H	Loyola Maryland	89 78
												296	N	Ga. Southern	47 78
												316	A	Albany (NY)	49 41
												324	A	NJIT	69 88
												333	H	Fairleigh Dickinson	57 62
												348	H	LIU Brooklyn	88 63
LAST 10 Division I															
268	A	Wagner	66 74	296	N	Ga. Southern	47 78								
132	A	Robert Morris	44 69	113	N	Pacific	62 71								
214	A	Saint Francis (PA)	72 82	316	A	Albany (NY)	49 41								
348	H	LIU Brooklyn	88 63	21	A	Princeton	44 76								
333	H	Fairleigh Dickinson	57 62	324	A	NJIT	69 88								

Non-Div I Games: East Stroudsburg 84 62

St. Francis Brooklyn

Loss, Non-Conf, S Site, H Home A Away N Neutral

Average RPI Win:	162	WON-LOST	WINNING	LAST 10	STRENGTH OF	OPP. STRENGTH	TEAM	ADJ.	CONF.	ADJ CONF.
Average RPI Loss:	64	RECORD	PCT. RANK	GAMES	SCHEDULE	OF SCHEDULE	RPI	RPI	RPI	RPI
DIV. I ONLY	12- 7	102	6-4	46	75	46	46	6	6	
DIV. I NON-CONF.	7- 4	100	1-1	31	171	45	45	6	6	
TOTALS	RPI 1-25	RPI 26-50	W-L RECORDS	RPI 51-100	RPI 101-150	RPI 150+				
12- 7	1- 2	1- 2	OVERALL	1- 2	3- 0	6- 1				
8- 1	1- 0	0- 0	HOME	1- 1	2- 0	4- 0				
4- 5	0- 2	1- 2	AWAY	0- 0	1- 0	2- 1				
0- 1	0- 0	0- 0	NEUTRAL	0- 1	0- 0	0- 0				
7- 4	0- 1	1- 1	NON-CONFERENCE	1- 1	1- 0	4- 1				
5- 0	0- 0	0- 0	HOME	1- 0	1- 0	3- 0				
2- 3	0- 1	1- 1	AWAY	0- 0	0- 0	1- 1				
0- 1	0- 0	0- 0	NEUTRAL	0- 1	0- 0	0- 0				
5- 3	1- 1	0- 1	CONFERENCE	0- 1	2- 0	2- 0				
3- 1	1- 0	0- 0	HOME	0- 1	1- 0	1- 0				
2- 2	0- 1	0- 1	AWAY	0- 0	1- 0	1- 0				
0- 0	0- 0	0- 0	NEUTRAL	0- 0	0- 0	0- 0				

RPI 1-25				RPI 26-50				Team's RPI: 46	RPI 51-100				RPI 101+			
RPI	S	Opponent	Score	RPI	S	Opponent	Score		RPI	S	Opponent	Score	RPI	S	Opponent	Score
13	A	DePaul	69 74	40	A	Marquette	85 94		55	N	IUPUI	78 85	110	H	Providence	64 58
18	A	Florida St.	70 74	41	A	James Madison	73 76		59	H	Wake Forest	82 74	114	A	Butler	67 42
22	H	Creighton	63 58	45	A	Yale	80 66		85	H	Villanova	62 67	123	H	Massachusetts	82 71
													194	A	UNLV	75 79
													219	A	Xavier	75 67
													232	H	Georgetown	71 54
													237	H	Lafayette	76 44
													242	H	Fairfield	71 69
													263	H	Army West Point	96 60
													278	A	St. Bonaventure	68 56
LAST 10 Division I																
				22	H	Creighton	63 58		232	H	Georgetown	71 54				
				110	H	Providence	64 58		114	A	Butler	67 42				
				13	A	DePaul	69 74		219	A	Xavier	75 67				
				40	A	Marquette	85 94		242	H	Fairfield	71 69				
				85	H	Villanova	62 67		18	A	Florida St.	70 74				

Non-Div I Games:

St. John's (NY)

■ Loss,
 ■ Non-Conf,
 ■ S Site,
 ■ H Home
 ■ A Away
 N Neutral

Average RPI Win:	120	WON-LOST	WINNING	LAST 10	STRENGTH OF	OPP. STRENGTH	TEAM	ADJ.	CONF.	ADJ CONF.
Average RPI Loss:	30	RECORD	PCT. RANK	GAMES	SCHEDULE	OF SCHEDULE	RPI	RPI	RPI	RPI
DIV. I ONLY	16- 2	11	8-2	13	10	4	4	1	1	
DIV. I NON-CONF.	11- 1	13	3-1	35	50	6	6	1	1	
TOTALS	RPI 1-25	RPI 26-50	W-L RECORDS	RPI 51-100	RPI 101-150	RPI 150+				
16- 2	3- 1	1- 0	OVERALL	6- 1	1- 0	5- 0				
10- 0	1- 0	1- 0	HOME	4- 0	1- 0	3- 0				
3- 2	1- 1	0- 0	AWAY	1- 1	0- 0	1- 0				
3- 0	1- 0	0- 0	NEUTRAL	1- 0	0- 0	1- 0				
11- 1	2- 0	1- 0	NON-CONFERENCE	3- 1	0- 0	5- 0				
7- 0	1- 0	1- 0	HOME	2- 0	0- 0	3- 0				
1- 1	0- 0	0- 0	AWAY	0- 1	0- 0	1- 0				
3- 0	1- 0	0- 0	NEUTRAL	1- 0	0- 0	1- 0				
5- 1	1- 1	0- 0	CONFERENCE	3- 0	1- 0	0- 0				
3- 0	0- 0	0- 0	HOME	2- 0	1- 0	0- 0				
2- 1	1- 1	0- 0	AWAY	1- 0	0- 0	0- 0				
0- 0	0- 0	0- 0	NEUTRAL	0- 0	0- 0	0- 0				

RPI	S	Opponent	Score	RPI	S	Opponent	Score	RPI	S	Opponent	Score	RPI	S	Opponent	Score
8	A	Oregon	55 87	32	H	Ohio St.	71 52	52	A	Texas	64 69	106	H	Washington	77 56
9	H	Gonzaga	76 70					71	H	Tennessee	78 51	200	H	Northern Colo.	90 36
10	A	Oregon St.	61 58					73	H	Washington St.	77 58	222	H	UC Davis	67 55
15	N	Mississippi St.	67 62					77	H	Buffalo	88 69	227	A	San Francisco	97 71
								92	N	Syracuse	77 59	289	H	Eastern Wash.	92 27
								100	A	California	79 65	303	N	California Baptist	83 78
								100	H	California	73 40				
LAST 10 Division I															
10	A	Oregon St.	61 58	73	H	Washington St.	77 58								
8	A	Oregon	55 87	222	H	UC Davis	67 55								
100	A	California	79 65	52	A	Texas	64 69								
100	H	California	73 40	71	H	Tennessee	78 51								
106	H	Washington	77 56	32	H	Ohio St.	71 52								

Non-Div I Games:

Stanford

Average RPI Win:	261	WON-LOST	WINNING	LAST 10	STRENGTH OF	OPP. STRENGTH	TEAM	ADJ.	CONF.	ADJ CONF.
Average RPI Loss:	131	RECORD	PCT. RANK	GAMES	SCHEDULE	OF SCHEDULE	RPI	RPI	RPI	RPI
DIV. I ONLY	4- 10	278	3-7	113	232	230	230	16	16	
DIV. I NON-CONF.	3- 7	252	2-4	107	238	229	229	16	16	
TOTALS	RPI 1-25	RPI 26-50	W-L RECORDS	RPI 51-100	RPI 101-150	RPI 150+				
4- 10	0- 1	0- 1	OVERALL	0- 2	0- 2	4- 4				
2- 4	0- 0	0- 1	HOME	0- 0	0- 1	2- 2				
2- 5	0- 1	0- 0	AWAY	0- 2	0- 1	2- 1				
0- 1	0- 0	0- 0	NEUTRAL	0- 0	0- 0	0- 1				
3- 7	0- 1	0- 0	NON-CONFERENCE	0- 2	0- 2	3- 2				
2- 2	0- 0	0- 0	HOME	0- 0	0- 1	2- 1				
1- 4	0- 1	0- 0	AWAY	0- 2	0- 1	1- 0				
0- 1	0- 0	0- 0	NEUTRAL	0- 0	0- 0	0- 1				
1- 3	0- 0	0- 1	CONFERENCE	0- 0	0- 0	1- 2				
0- 2	0- 0	0- 1	HOME	0- 0	0- 0	0- 1				
1- 1	0- 0	0- 0	AWAY	0- 0	0- 0	1- 1				
0- 0	0- 0	0- 0	NEUTRAL	0- 0	0- 0	0- 0				

RPI 1-25				RPI 26-50				RPI 51-100				RPI 101+ Team's RPI: 230			
RPI	S	Opponent	Score	RPI	S	Opponent	Score	RPI	S	Opponent	Score	RPI	S	Opponent	Score
19	A	Kentucky	48 67	31	H	FGCU	47 89	61	A	UCF	40 66	121	A	Penn	41 81
								71	A	Tennessee	46 73	137	H	Holy Cross	63 75
												185	H	Bethune-Cookman	55 59
												205	H	Tulsa	66 60
												214	N	Saint Francis (PA)	73 78
												220	A	Jacksonville	52 57
												245	A	Kennesaw St.	67 61
												255	H	Lipscomb	59 65
												264	A	Morehead St.	58 55
												330	H	Canisius	68 52
LAST 10 Division I															
220	A	Jacksonville	52 57	185	H	Bethune-Cookman	55 59	330	H	Canisius	68 52	205	H	Tulsa	66 60
31	H	FGCU	47 89	255	H	Lipscomb	59 65	121	A	Penn	41 81	61	A	UCF	40 66
245	A	Kennesaw St.	67 61	137	H	Holy Cross	63 75								

Non-Div I Games: Palm Beach Atl. 77 46 Trinity Baptist 116 40 Fla. National 80 37

Stetson

Stony Brook

Through Games Of Jan. 19, 2020

Average RPI Win:	262	WON-LOST	WINNING	LAST 10	STRENGTH OF	OPP. STRENGTH	TEAM	ADJ.	CONF.	ADJ CONF.
Average RPI Loss:	36	RECORD	PCT. RANK	GAMES	SCHEDULE	OF SCHEDULE	RPI	RPI	RPI	RPI
DIV. I ONLY	17- 1	3	10-0	339	256	103	103	28	28	
DIV. I NON-CONF.	11- 1	13	4-0	310	247	80	80	27	27	
TOTALS	RPI 1-25	RPI 26-50	W-L RECORDS	RPI 51-100	RPI 101-150	RPI 150+				
17- 1	0- 0	0- 1	OVERALL	1- 0	1- 0	15- 0				
8- 0	0- 0	0- 0	HOME	1- 0	0- 0	7- 0				
7- 1	0- 0	0- 1	AWAY	0- 0	0- 0	7- 0				
2- 0	0- 0	0- 0	NEUTRAL	0- 0	1- 0	1- 0				
11- 1	0- 0	0- 1	NON-CONFERENCE	1- 0	1- 0	9- 0				
4- 0	0- 0	0- 0	HOME	1- 0	0- 0	3- 0				
5- 1	0- 0	0- 1	AWAY	0- 0	0- 0	5- 0				
2- 0	0- 0	0- 0	NEUTRAL	0- 0	1- 0	1- 0				
6- 0	0- 0	0- 0	CONFERENCE	0- 0	0- 0	6- 0				
4- 0	0- 0	0- 0	HOME	0- 0	0- 0	4- 0				
2- 0	0- 0	0- 0	AWAY	0- 0	0- 0	2- 0				
0- 0	0- 0	0- 0	NEUTRAL	0- 0	0- 0	0- 0				

RPI 1-25			RPI 26-50			RPI 51-100			RPI 101+			Team's RPI: 103
RPI	S	Opponent	Score	RPI	S	Opponent	Score	RPI	S	Opponent	Score	
36	A	Arkansas	58 88	58	H	Bucknell	78 73	129	N	Western Mich.	50 47	
								203	H	Iona	59 40	
								212	H	Manhattan	59 54	
								246	H	Maine	73 69	
								251	H	Vermont	67 49	
								268	A	Wagner	66 45	
								274	H	Sacred Heart	54 50	
								281	A	New Hampshire	53 44	
								290	N	Morgan St.	63 56	
								302	A	Pittsburgh	59 56	
								305	A	St. Francis Brooklyn	86 73	
								315	A	Hofstra	81 38	
								316	A	Albany (NY)	73 53	
								320	H	UMBC	57 45	
								336	H	Hartford	66 55	
								348	A	LIU Brooklyn	80 49	
LAST 10 Division I												
316	A	Albany (NY)	73 53	320	H	UMBC	57 45					
336	H	Hartford	66 55	58	H	Bucknell	78 73					
281	A	New Hampshire	53 44	129	N	Western Mich.	50 47					
251	H	Vermont	67 49	290	N	Morgan St.	63 56					
246	H	Maine	73 69	268	A	Wagner	66 45					

Non-Div I Games: Molloy 66 49

Stony Brook

Loss, Non-Conf, S Site, H Home A Away N Neutral

Syracuse

Through Games Of Jan. 19, 2020

Average RPI Win:	190	WON-LOST	WINNING	LAST 10	STRENGTH OF	OPP. STRENGTH	TEAM	ADJ.	CONF.	ADJ CONF.
Average RPI Loss:	46	RECORD	PCT. RANK	GAMES	SCHEDULE	OF SCHEDULE	RPI	RPI	RPI	RPI
DIV. I ONLY	9- 8	161	5-5	54	16	92	92	5	5	
DIV. I NON-CONF.	6- 5	151	2-2	78	47	121	121	3	3	
TOTALS	RPI 1-25	RPI 26-50	W-L RECORDS	RPI 51-100	RPI 101-150	RPI 150+				
9- 8	1- 3	0- 3	OVERALL	2- 1	1- 0	5- 1				
6- 2	1- 1	0- 1	HOME	1- 0	1- 0	3- 0				
1- 3	0- 1	0- 1	AWAY	0- 1	0- 0	1- 0				
2- 3	0- 1	0- 1	NEUTRAL	1- 0	0- 0	1- 1				
6- 5	0- 2	0- 1	NON-CONFERENCE	2- 1	0- 0	4- 1				
4- 1	0- 1	0- 0	HOME	1- 0	0- 0	3- 0				
0- 1	0- 0	0- 0	AWAY	0- 1	0- 0	0- 0				
2- 3	0- 1	0- 1	NEUTRAL	1- 0	0- 0	1- 1				
3- 3	1- 1	0- 2	CONFERENCE	0- 0	1- 0	1- 0				
2- 1	1- 0	0- 1	HOME	0- 0	1- 0	0- 0				
1- 2	0- 1	0- 1	AWAY	0- 0	0- 0	1- 0				
0- 0	0- 0	0- 0	NEUTRAL	0- 0	0- 0	0- 0				

RPI 1-25				RPI 26-50				RPI 51-100 Team's RPI: 92				RPI 101+			
RPI	S	Opponent	Score	RPI	S	Opponent	Score	RPI	S	Opponent	Score	RPI	S	Opponent	Score
1	A	Louisville	58 62	29	N	West Virginia	69 71	56	A	Michigan	76 84	118	H	Notre Dame	74 63
4	N	Stanford	59 77	39	H	Georgia Tech	64 82	75	H	Ohio	66 54	157	N	Houston	87 62
8	H	Oregon	64 81	50	A	Miami (FL)	62 77	99	N	Michigan St.	77 63	182	N	Green Bay	73 79
18	H	Florida St.	90 89									302	A	Pittsburgh	69 51
												307	H	UMES	65 50
												316	H	Albany (NY)	75 53
												320	H	UMBC	82 48
LAST 10 Division I															
302	A	Pittsburgh	69 51	1	A	Louisville	58 62								
39	H	Georgia Tech	64 82	29	N	West Virginia	69 71								
50	A	Miami (FL)	62 77	99	N	Michigan St.	77 63								
118	H	Notre Dame	74 63	320	H	UMBC	82 48								
18	H	Florida St.	90 89	56	A	Michigan	76 84								

Non-Div I Games:

Syracuse

■ Loss,
 ■ Non-Conf,
 ■ S Site,
 ■ H Home
 ■ A Away
 N Neutral

Average RPI Win:	145	WON-LOST	WINNING	LAST 10	STRENGTH OF	OPP. STRENGTH	TEAM	ADJ.	CONF.	ADJ CONF.
Average RPI Loss:	83	RECORD	PCT. RANK	GAMES	SCHEDULE	OF SCHEDULE	RPI	RPI	RPI	RPI
DIV. I ONLY	13- 3	31	7-3	53	55	24	24	3	3	
DIV. I NON-CONF.	9- 2	39	3-2	139	66	34	34	4	4	
TOTALS	RPI 1-25	RPI 26-50	W-L RECORDS	RPI 51-100	RPI 101-150	RPI 150+				
13- 3	0- 1	1- 0	OVERALL	5- 1	2- 0	5- 1				
8- 1	0- 0	0- 0	HOME	3- 0	2- 0	3- 1				
5- 2	0- 1	1- 0	AWAY	2- 1	0- 0	2- 0				
0- 0	0- 0	0- 0	NEUTRAL	0- 0	0- 0	0- 0				
9- 2	0- 1	0- 0	NON-CONFERENCE	2- 1	2- 0	5- 0				
7- 0	0- 0	0- 0	HOME	2- 0	2- 0	3- 0				
2- 2	0- 1	0- 0	AWAY	0- 1	0- 0	2- 0				
0- 0	0- 0	0- 0	NEUTRAL	0- 0	0- 0	0- 0				
4- 1	0- 0	1- 0	CONFERENCE	3- 0	0- 0	0- 1				
1- 1	0- 0	0- 0	HOME	1- 0	0- 0	0- 1				
3- 0	0- 0	1- 0	AWAY	2- 0	0- 0	0- 0				
0- 0	0- 0	0- 0	NEUTRAL	0- 0	0- 0	0- 0				

RPI 1-25				RPI 26-50				RPI 51-100				RPI 101+			
RPI	S	Opponent	Score	RPI	S	Opponent	Score	RPI	S	Opponent	Score	RPI	S	Opponent	Score
17	A	Texas A&M	68 70	27	A	Oklahoma	82 63	52	A	Texas	65 63	132	H	Robert Morris	66 61
								53	A	Middle Tenn.	70 82	147	H	Auburn	80 65
								64	A	Iowa St.	77 74	152	H	Cornell	59 49
								69	H	Kansas	73 59	179	H	Texas Tech	76 80
								75	H	Ohio	79 72	209	A	SMU	57 56
								96	H	Boise St.	77 65	263	A	Army West Point	66 52
												291	H	Texas St.	79 52
												304	H	Nicholls St.	72 47
LAST 10 Division I															
27	A	Oklahoma	82 63	53	A	Middle Tenn.	70 82								
64	A	Iowa St.	77 74	291	H	Texas St.	79 52								
69	H	Kansas	73 59	75	H	Ohio	79 72								
179	H	Texas Tech	76 80	17	A	Texas A&M	68 70								
52	A	Texas	65 63	147	H	Auburn	80 65								

Non-Div I Games:

TCU

Average RPI Win:	160	WON-LOST	WINNING	LAST 10	STRENGTH OF	OPP. STRENGTH	TEAM	ADJ.	CONF.	ADJ CONF.
Average RPI Loss:	64	RECORD	PCT. RANK	GAMES	SCHEDULE	OF SCHEDULE	RPI	RPI	RPI	RPI
DIV. I ONLY	11- 7	112	7-3	32	63	57	57	9	9	
DIV. I NON-CONF.	7- 5	130	3-2	21	55	63	63	9	9	
TOTALS	RPI 1-25	RPI 26-50	W-L RECORDS	RPI 51-100	RPI 101-150	RPI 150+				
11- 7	0- 3	0- 1	OVERALL	3- 1	1- 1	7- 1				
6- 3	0- 2	0- 1	HOME	2- 0	1- 0	3- 0				
5- 2	0- 0	0- 0	AWAY	1- 0	0- 1	4- 1				
0- 2	0- 1	0- 0	NEUTRAL	0- 1	0- 0	0- 0				
7- 5	0- 2	0- 1	NON-CONFERENCE	2- 1	1- 0	4- 1				
4- 2	0- 1	0- 1	HOME	1- 0	1- 0	2- 0				
3- 1	0- 0	0- 0	AWAY	1- 0	0- 0	2- 1				
0- 2	0- 1	0- 0	NEUTRAL	0- 1	0- 0	0- 0				
4- 2	0- 1	0- 0	CONFERENCE	1- 0	0- 1	3- 0				
2- 1	0- 1	0- 0	HOME	1- 0	0- 0	1- 0				
2- 1	0- 0	0- 0	AWAY	0- 0	0- 1	2- 0				
0- 0	0- 0	0- 0	NEUTRAL	0- 0	0- 0	0- 0				

RPI 1-25				RPI 26-50				RPI 51-100				RPI 101+			
RPI	S	Opponent	Score	RPI	S	Opponent	Score	RPI	S	Opponent	Score	RPI	S	Opponent	Score
3	H	South Carolina	71 78	31	H	FGCU	67 93	58	A	Bucknell	72 61	105	H	Duquesne	85 72
5	H	UConn	54 83					74	N	North Carolina	58 71	134	A	Wichita St.	70 72
22	N	Creighton	59 69					85	H	Villanova	74 69	157	A	Houston	61 58
								97	H	South Fla.	69 66	176	A	Towson	74 59
												181	A	Saint Joseph's	63 67
												204	A	La Salle	72 69
												205	A	Tulsa	74 65
												209	H	SMU	85 62
												219	H	Xavier	78 65
												242	H	Fairfield	77 59
LAST 10 Division I															
134	A	Wichita St.	70 72	204	A	La Salle	72 69	31	H	FGCU	67 93				
97	H	South Fla.	69 66	85	H	Villanova	74 69	3	H	South Carolina	71 78				
209	H	SMU	85 62	176	A	Towson	74 59								
157	A	Houston	61 58												
205	A	Tulsa	74 65												

Non-Div I Games:

Temple

Tennessee

Through Games Of Jan. 19, 2020

Average RPI Win:	217	WON-LOST	WINNING	LAST 10	STRENGTH OF	OPP. STRENGTH	TEAM	ADJ.	CONF.	ADJ CONF.
Average RPI Loss:	25	RECORD	PCT. RANK	GAMES	SCHEDULE	OF SCHEDULE	RPI	RPI	RPI	RPI
DIV. I ONLY	14- 3	28	7-3	256	74	71	71	4	4	
DIV. I NON-CONF.	10- 2	30	3-2	304	133	116	116	5	5	
TOTALS	RPI 1-25	RPI 26-50	W-L RECORDS	RPI 51-100	RPI 101-150	RPI 150+				
14- 3	0- 2	0- 0	OVERALL	1- 1	3- 0	10- 0				
9- 1	0- 0	0- 0	HOME	1- 1	1- 0	7- 0				
5- 2	0- 2	0- 0	AWAY	0- 0	2- 0	3- 0				
0- 0	0- 0	0- 0	NEUTRAL	0- 0	0- 0	0- 0				
10- 2	0- 1	0- 0	NON-CONFERENCE	0- 1	1- 0	9- 0				
7- 1	0- 0	0- 0	HOME	0- 1	0- 0	7- 0				
3- 1	0- 1	0- 0	AWAY	0- 0	1- 0	2- 0				
0- 0	0- 0	0- 0	NEUTRAL	0- 0	0- 0	0- 0				
4- 1	0- 1	0- 0	CONFERENCE	1- 0	2- 0	1- 0				
2- 0	0- 0	0- 0	HOME	1- 0	1- 0	0- 0				
2- 1	0- 1	0- 0	AWAY	0- 0	1- 0	1- 0				
0- 0	0- 0	0- 0	NEUTRAL	0- 0	0- 0	0- 0				

RPI	S	Opponent	Score	RPI	S	Opponent	Score	RPI	S	Opponent	Score	RPI	S	Opponent	Score
4	A	Stanford	51 78					52	H	Texas	60 66	118	A	Notre Dame	74 63
19	A	Kentucky	76 80					83	H	Georgia	73 56	136	A	Florida	78 50
												143	H	Missouri	77 66
												172	A	Portland St.	88 61
												221	H	Central Ark.	63 36
												228	A	ETSU	72 68
												230	H	Stetson	73 46
												234	H	Howard	88 38
												257	H	Colorado St.	79 41
												273	A	Ole Miss	84 28
												292	H	Ark.-Pine Bluff	92 51
												310	H	Air Force	81 54
												334	H	Tennessee St.	73 43
LAST 10 Division I															
136	A	Florida	78 50	234	H	Howard	88 38								
83	H	Georgia	73 56	172	A	Portland St.	88 61								
273	A	Ole Miss	84 28	4	A	Stanford	51 78								
19	A	Kentucky	76 80	257	H	Colorado St.	79 41								
143	H	Missouri	77 66	52	H	Texas	60 66								

Non-Div I Games:

Tennessee

■ Loss,
 ■ Non-Conf,
 ■ S Site,
 ■ H Home
 ■ A Away
 N Neutral

Tennessee St.

Through Games Of Jan. 19, 2020

Average RPI Win:	0	WON-LOST	WINNING	LAST 10	STRENGTH OF	OPP. STRENGTH	TEAM	ADJ.	CONF.	ADJ CONF.
Average RPI Loss:	188	RECORD	PCT. RANK	GAMES	SCHEDULE	OF SCHEDULE	RPI	RPI	RPI	RPI
DIV. I ONLY	0- 14	349	0-10	166	323	334	334	18	18	
DIV. I NON-CONF.	0- 8	338	0-4	74	308	313	313	21	21	
TOTALS	RPI 1-25	RPI 26-50	W-L RECORDS	RPI 51-100	RPI 101-150	RPI 150+				
0- 14	0- 0	0- 1	OVERALL	0- 3	0- 0	0- 10				
0- 9	0- 0	0- 0	HOME	0- 1	0- 0	0- 8				
0- 5	0- 0	0- 1	AWAY	0- 2	0- 0	0- 2				
0- 0	0- 0	0- 0	NEUTRAL	0- 0	0- 0	0- 0				
0- 8	0- 0	0- 1	NON-CONFERENCE	0- 2	0- 0	0- 5				
0- 5	0- 0	0- 0	HOME	0- 1	0- 0	0- 4				
0- 3	0- 0	0- 1	AWAY	0- 1	0- 0	0- 1				
0- 0	0- 0	0- 0	NEUTRAL	0- 0	0- 0	0- 0				
0- 6	0- 0	0- 0	CONFERENCE	0- 1	0- 0	0- 5				
0- 4	0- 0	0- 0	HOME	0- 0	0- 0	0- 4				
0- 2	0- 0	0- 0	AWAY	0- 1	0- 0	0- 1				
0- 0	0- 0	0- 0	NEUTRAL	0- 0	0- 0	0- 0				

RPI S	Opponent	Score	RPI S	Opponent	Score	RPI S	Opponent	Score	RPI S	Opponent	Score	Team's RPI: 334
			42 A	Arizona	42 77	63 H	Vanderbilt	55 106	153 H	Columbia	65 75	
						65 A	UT Martin	71 88	166 H	North Ala.	63 88	
						71 A	Tennessee	43 73	168 A	Southeast Mo. St.	54 83	
									238 A	South Alabama	48 70	
									250 H	Eastern Ill.	52 73	
									255 H	Lipscomb	64 74	
									258 H	Eastern Ky.	55 61	
									264 H	Morehead St.	47 84	
									321 H	Alcorn	57 62	
									323 H	SIUE	63 76	
LAST 10 Division I												
			258 H	Eastern Ky.	55 61	250 H	Eastern Ill.	52 73				
			264 H	Morehead St.	47 84	153 H	Columbia	65 75				
			168 A	Southeast Mo. St.	54 83	42 A	Arizona	42 77				
			65 A	UT Martin	71 88	255 H	Lipscomb	64 74				
			323 H	SIUE	63 76	238 A	South Alabama	48 70				

Non-Div I Games: Wilberforce 83 65 Fisk 91 50

Tennessee St.

■ Loss,
 ■ Non-Conf,
 ■ S Site,
 ■ H Home
 ■ A Away
 N Neutral

Tennessee Tech

Through Games Of Jan. 19, 2020

Average RPI Win:	260	WON-LOST	WINNING	LAST 10	STRENGTH OF	OPP. STRENGTH	TEAM	ADJ.	CONF.	ADJ CONF.
Average RPI Loss:	93	RECORD	PCT. RANK	GAMES	SCHEDULE	OF SCHEDULE	RPI	RPI	RPI	RPI
DIV. I ONLY	11- 4	59	9-1	330	171	145	145	18	18	
DIV. I NON-CONF.	5- 4	140	3-1	342	57	228	228	21	21	
TOTALS	RPI 1-25	RPI 26-50	W-L RECORDS	RPI 51-100	RPI 101-150	RPI 150+				
11- 4	0- 0	0- 0	OVERALL	0- 3	0- 0	11- 1				
4- 0	0- 0	0- 0	HOME	0- 0	0- 0	4- 0				
6- 3	0- 0	0- 0	AWAY	0- 3	0- 0	6- 0				
1- 1	0- 0	0- 0	NEUTRAL	0- 0	0- 0	1- 1				
5- 4	0- 0	0- 0	NON-CONFERENCE	0- 3	0- 0	5- 1				
2- 0	0- 0	0- 0	HOME	0- 0	0- 0	2- 0				
2- 3	0- 0	0- 0	AWAY	0- 3	0- 0	2- 0				
1- 1	0- 0	0- 0	NEUTRAL	0- 0	0- 0	1- 1				
6- 0	0- 0	0- 0	CONFERENCE	0- 0	0- 0	6- 0				
2- 0	0- 0	0- 0	HOME	0- 0	0- 0	2- 0				
4- 0	0- 0	0- 0	AWAY	0- 0	0- 0	4- 0				
0- 0	0- 0	0- 0	NEUTRAL	0- 0	0- 0	0- 0				

RPI 1-25				RPI 26-50				RPI 51-100				RPI 101+				Team's RPI: 145	
RPI	S	Opponent	Score	RPI	S	Opponent	Score	RPI	S	Opponent	Score	RPI	S	Opponent	Score		
								53	A	Middle Tenn.	58	64	151	H	Austin Peay	58	49
								63	A	Vanderbilt	61	75	163	A	Samford	72	57
								66	A	Southern Ill.	65	76	190	N	Northern Ill.	74	82
													207	H	Murray St.	77	72
													250	A	Eastern Ill.	75	62
													255	H	Lipscomb	78	58
													258	A	Eastern Ky.	60	42
													264	A	Morehead St.	75	55
													312	N	Detroit Mercy	69	47
													323	A	SIUE	65	50
													328	A	Western Caro.	62	58
													347	H	La.-Monroe	75	68
LAST 10 Division I																	
				250	A	Eastern Ill.	75 62	258	A	Eastern Ky.	60 42						
				323	A	SIUE	65 50	255	H	Lipscomb	78 58						
				207	H	Murray St.	77 72	328	A	Western Caro.	62 58						
				151	H	Austin Peay	58 49	63	A	Vanderbilt	61 75						
				264	A	Morehead St.	75 55	312	N	Detroit Mercy	69 47						

Non-Div I Games: Tenn. Wesleyan 94 45 Cumberland (TN) 88 51

Tennessee Tech

Loss, Non-Conf, S Site, H Home A Away N Neutral

Average RPI Win:	184	WON-LOST	WINNING	LAST 10	STRENGTH OF	OPP. STRENGTH	TEAM	ADJ.	CONF.	ADJ CONF.
Average RPI Loss:	66	RECORD	PCT. RANK	GAMES	SCHEDULE	OF SCHEDULE	RPI	RPI	RPI	RPI
DIV. I ONLY	11- 6	88	7-3	30	115	52	52	3	3	
DIV. I NON-CONF.	8- 4	90	4-1	84	159	79	79	4	4	
TOTALS	RPI 1-25	RPI 26-50	W-L RECORDS	RPI 51-100	RPI 101-150	RPI 150+				
11- 6	1- 2	0- 2	OVERALL	3- 1	0- 0	7- 1				
7- 2	1- 1	0- 1	HOME	1- 0	0- 0	5- 0				
3- 3	0- 0	0- 1	AWAY	2- 1	0- 0	1- 1				
1- 1	0- 1	0- 0	NEUTRAL	0- 0	0- 0	1- 0				
8- 4	1- 1	0- 1	NON-CONFERENCE	2- 1	0- 0	5- 1				
6- 1	1- 0	0- 1	HOME	1- 0	0- 0	4- 0				
1- 2	0- 0	0- 0	AWAY	1- 1	0- 0	0- 1				
1- 1	0- 1	0- 0	NEUTRAL	0- 0	0- 0	1- 0				
3- 2	0- 1	0- 1	CONFERENCE	1- 0	0- 0	2- 0				
1- 1	0- 1	0- 0	HOME	0- 0	0- 0	1- 0				
2- 1	0- 0	0- 1	AWAY	1- 0	0- 0	1- 0				
0- 0	0- 0	0- 0	NEUTRAL	0- 0	0- 0	0- 0				

RPI 1-25				RPI 26-50				RPI 51-100 Team's RPI: 52				RPI 101+			
RPI	S	Opponent	Score	RPI	S	Opponent	Score	RPI	S	Opponent	Score	RPI	S	Opponent	Score
4	H	Stanford	69 64	29	A	West Virginia	63 68	64	A	Iowa St.	81 75	179	H	Texas Tech	92 66
14	N	NC State	73 84	42	H	Arizona	58 83	71	A	Tennessee	66 60	180	A	Kansas St.	71 63
24	H	TCU	63 65					75	H	Ohio	73 60	187	A	Hawaii	60 73
								97	A	South Fla.	57 64	236	H	Southern U.	93 39
												249	N	North Texas	63 57
												294	H	UTSA	84 53
												325	H	UTRGV	85 69
												345	H	Northwestern St.	91 49
LAST 10 Division I															
180	A	Kansas St.	71 63	345	H	Northwestern St.	91 49								
179	H	Texas Tech	92 66	4	H	Stanford	69 64								
29	A	West Virginia	63 68	75	H	Ohio	73 60								
64	A	Iowa St.	81 75	71	A	Tennessee	66 60								
24	H	TCU	63 65	187	A	Hawaii	60 73								

Non-Div I Games:

Texas

Average RPI Win:	131	WON-LOST	WINNING	LAST 10	STRENGTH OF	OPP. STRENGTH	TEAM	ADJ.	CONF.	ADJ CONF.
Average RPI Loss:	21	RECORD	PCT. RANK	GAMES	SCHEDULE	OF SCHEDULE	RPI	RPI	RPI	RPI
DIV. I ONLY	15- 3	22	8-2	23	33	17	17	4	4	
DIV. I NON-CONF.	12- 1	9	5-0	54	16	9	9	5	5	
TOTALS	RPI 1-25	RPI 26-50	W-L RECORDS	RPI 51-100	RPI 101-150	RPI 150+				
15- 3	1- 3	4- 0	OVERALL	1- 0	3- 0	6- 0				
10- 1	1- 1	2- 0	HOME	0- 0	1- 0	6- 0				
3- 1	0- 1	1- 0	AWAY	1- 0	1- 0	0- 0				
2- 1	0- 1	1- 0	NEUTRAL	0- 0	1- 0	0- 0				
12- 1	1- 1	3- 0	NON-CONFERENCE	1- 0	2- 0	5- 0				
8- 0	1- 0	2- 0	HOME	0- 0	0- 0	5- 0				
2- 0	0- 0	0- 0	AWAY	1- 0	1- 0	0- 0				
2- 1	0- 1	1- 0	NEUTRAL	0- 0	1- 0	0- 0				
3- 2	0- 2	1- 0	CONFERENCE	0- 0	1- 0	1- 0				
2- 1	0- 1	0- 0	HOME	0- 0	1- 0	1- 0				
1- 1	0- 1	1- 0	AWAY	0- 0	0- 0	0- 0				
0- 0	0- 0	0- 0	NEUTRAL	0- 0	0- 0	0- 0				

RPI 1-25				Team's RPI: 17		RPI 26-50				RPI 51-100				RPI 101+			
RPI	S	Opponent	Score	RPI	S	Opponent	Score	RPI	S	Opponent	Score	RPI	S	Opponent	Score		
18	N	Florida St.	58 80	36	A	Arkansas	84 77	76	A	Southern California	74 64	111	N	Montana St.	78 67		
19	A	Kentucky	54 76	39	N	Georgia Tech	60 48					126	A	Rice	62 61		
24	H	TCU	70 68	44	H	Oklahoma St.	74 62					136	H	Florida	69 42		
25	H	LSU	54 57	49	H	Duke	79 58					157	H	Houston	72 43		

Texas Southern

Through Games Of Jan. 19, 2020

Average RPI Win:	217	WON-LOST	WINNING	LAST 10	STRENGTH OF	OPP. STRENGTH	TEAM	ADJ.	CONF.	ADJ CONF.
Average RPI Loss:	80	RECORD	PCT. RANK	GAMES	SCHEDULE	OF SCHEDULE	RPI	RPI	RPI	RPI
DIV. I ONLY	8- 7	156	6-4	104	113	91	91	31	31	
DIV. I NON-CONF.	5- 6	187	3-3	15	52	49	49	28	28	
TOTALS	RPI 1-25	RPI 26-50	W-L RECORDS	RPI 51-100	RPI 101-150	RPI 150+				
8- 7	0- 2	0- 0	OVERALL	0- 2	3- 1	5- 2				
4- 0	0- 0	0- 0	HOME	0- 0	1- 0	3- 0				
4- 5	0- 2	0- 0	AWAY	0- 2	2- 0	2- 1				
0- 2	0- 0	0- 0	NEUTRAL	0- 0	0- 1	0- 1				
5- 6	0- 2	0- 0	NON-CONFERENCE	0- 2	3- 1	2- 1				
1- 0	0- 0	0- 0	HOME	0- 0	1- 0	0- 0				
4- 4	0- 2	0- 0	AWAY	0- 2	2- 0	2- 0				
0- 2	0- 0	0- 0	NEUTRAL	0- 0	0- 1	0- 1				
3- 1	0- 0	0- 0	CONFERENCE	0- 0	0- 0	3- 1				
3- 0	0- 0	0- 0	HOME	0- 0	0- 0	3- 0				
0- 1	0- 0	0- 0	AWAY	0- 0	0- 0	0- 1				
0- 0	0- 0	0- 0	NEUTRAL	0- 0	0- 0	0- 0				

RPI 1-25				RPI 26-50				RPI 51-100 Team's RPI: 91				RPI 101+			
RPI	S	Opponent	Score	RPI	S	Opponent	Score	RPI	S	Opponent	Score	RPI	S	Opponent	Score
8	A	Oregon	63 99					51	A	Colorado	50 74	112	N	Utah	52 61
9	A	Gonzaga	45 80					64	A	Iowa St.	59 79	116	A	UT Arlington	74 63
												126	H	Rice	63 56
												127	A	Tulane	72 62
												158	A	Jackson St.	79 81
												159	N	UAB	68 84
												187	A	Hawaii	74 57
												236	H	Southern U.	61 56
												301	H	Prairie View	88 65
												321	H	Alcorn	105 70
												325	A	UTRGV	71 44
LAST 10 Division I															
158	A	Jackson St.	79 81	159	N	UAB	68 84								
301	H	Prairie View	88 65	127	A	Tulane	72 62								
321	H	Alcorn	105 70	9	A	Gonzaga	45 80								
236	H	Southern U.	61 56	126	H	Rice	63 56								
116	A	UT Arlington	74 63	51	A	Colorado	50 74								

Non-Div I Games:

Texas Southern

■ Loss,
 ■ Non-Conf,
 ■ S Site,
 ■ Home
 ■ A Away
 N Neutral

Average RPI Win: 214	WON-LOST	WINNING	LAST 10	STRENGTH OF	OPP. STRENGTH	TEAM	ADJ.	CONF.	ADJ CONF.
Average RPI Loss: 191	RECORD	PCT. RANK	GAMES	SCHEDULE	OF SCHEDULE	RPI	RPI	RPI	RPI
DIV. I ONLY	5- 10	258	2-8	249	271	291	291	22	22
DIV. I NON-CONF.	5- 4	140	2-2	192	255	134	134	23	23
TOTALS	RPI 1-25	RPI 26-50	W-L RECORDS	RPI 51-100	RPI 101-150	RPI 150+			
5- 10	0- 1	0- 0	OVERALL	0- 1	1- 2	4- 6			
4- 4	0- 0	0- 0	HOME	0- 0	1- 1	3- 3			
1- 6	0- 1	0- 0	AWAY	0- 1	0- 1	1- 3			
0- 0	0- 0	0- 0	NEUTRAL	0- 0	0- 0	0- 0			
5- 4	0- 1	0- 0	NON-CONFERENCE	0- 1	1- 0	4- 2			
4- 0	0- 0	0- 0	HOME	0- 0	1- 0	3- 0			
1- 4	0- 1	0- 0	AWAY	0- 1	0- 0	1- 2			
0- 0	0- 0	0- 0	NEUTRAL	0- 0	0- 0	0- 0			
0- 6	0- 0	0- 0	CONFERENCE	0- 0	0- 2	0- 4			
0- 4	0- 0	0- 0	HOME	0- 0	0- 1	0- 3			
0- 2	0- 0	0- 0	AWAY	0- 0	0- 1	0- 1			
0- 0	0- 0	0- 0	NEUTRAL	0- 0	0- 0	0- 0			

RPI 1-25				RPI 26-50				RPI 51-100				RPI 101+ Team's RPI: 291			
RPI	S	Opponent	Score	RPI	S	Opponent	Score	RPI	S	Opponent	Score	RPI	S	Opponent	Score
24	A	TCU	52 79					69	A	Kansas	48 68	109	A	Coastal Caro.	67 75
												122	H	New Orleans	51 49
												125	H	Louisiana	67 73
												156	A	Dartmouth	61 51
												177	H	A&M-Corpus Christi	57 48
												201	H	Little Rock	66 78
												233	H	Arkansas St.	53 56
												244	A	Oral Roberts	57 63
												270	A	Appalachian St.	65 73
												290	A	Morgan St.	62 72
												294	H	UTSA	74 69
												321	H	Alcorn	67 59
												347	H	La.-Monroe	55 58
LAST 10 Division I															
125	H	Louisiana	67 73	201	H	Little Rock	66 78								
347	H	La.-Monroe	55 58	321	H	Alcorn	67 59								
270	A	Appalachian St.	65 73	24	A	TCU	52 79								
109	A	Coastal Caro.	67 75	290	A	Morgan St.	62 72								
233	H	Arkansas St.	53 56	156	A	Dartmouth	61 51								

Non-Div I Games: Texas Lutheran 72 31 Tex. Permian Basin 83 45

Texas St.

■ Loss,
 ■ Non-Conf,
 ■ S Site,
 ■ H Home
 ■ A Away
 N Neutral

Average RPI Win:	263	WON-LOST	WINNING	LAST 10	STRENGTH OF	OPP. STRENGTH	TEAM	ADJ.	CONF.	ADJ CONF.
Average RPI Loss:	91	RECORD	PCT. RANK	GAMES	SCHEDULE	OF SCHEDULE	RPI	RPI	RPI	RPI
DIV. I ONLY	12- 4	51	6-4	317	225	179	179	3	3	
DIV. I NON-CONF.	11- 0	1	5-0	350	340	163	163	4	4	
TOTALS	RPI 1-25	RPI 26-50	W-L RECORDS	RPI 51-100	RPI 101-150	RPI 150+				
12- 4	1- 0	0- 0	OVERALL	0- 3	1- 0	10- 1				
9- 2	0- 0	0- 0	HOME	0- 1	1- 0	8- 1				
2- 2	1- 0	0- 0	AWAY	0- 2	0- 0	1- 0				
1- 0	0- 0	0- 0	NEUTRAL	0- 0	0- 0	1- 0				
11- 0	0- 0	0- 0	NON-CONFERENCE	0- 0	1- 0	10- 0				
9- 0	0- 0	0- 0	HOME	0- 0	1- 0	8- 0				
1- 0	0- 0	0- 0	AWAY	0- 0	0- 0	1- 0				
1- 0	0- 0	0- 0	NEUTRAL	0- 0	0- 0	1- 0				
1- 4	1- 0	0- 0	CONFERENCE	0- 3	0- 0	0- 1				
0- 2	0- 0	0- 0	HOME	0- 1	0- 0	0- 1				
1- 2	1- 0	0- 0	AWAY	0- 2	0- 0	0- 0				
0- 0	0- 0	0- 0	NEUTRAL	0- 0	0- 0	0- 0				

RPI 1-25				RPI 26-50				RPI 51-100				RPI 101+ Team's RPI: 179			
RPI	S	Opponent	Score	RPI	S	Opponent	Score	RPI	S	Opponent	Score	RPI	S	Opponent	Score
24	A	TCU	80 76					52	A	Texas	66 92	150	H	Sam Houston St.	99 57
								64	H	Iowa St.	66 96	155	A	San Diego	64 60
								69	A	Kansas	50 67	180	H	Kansas St.	72 76
												273	H	Ole Miss	84 48
												292	H	Ark.-Pine Bluff	81 55
												294	H	UTSA	115 58
												299	H	Houston Baptist	59 51
												301	H	Prairie View	82 48
												329	N	Purdue Fort Wayne	82 48
												345	H	Northwestern St.	79 49
												347	H	La.-Monroe	83 38
												349	H	Florida A&M	98 60
LAST 10 Division I															
69	A	Kansas	50 67	294	H	UTSA	115 58								
52	A	Texas	66 92	347	H	La.-Monroe	83 38								
180	H	Kansas St.	72 76	292	H	Ark.-Pine Bluff	81 55								
24	A	TCU	80 76	301	H	Prairie View	82 48								
64	H	Iowa St.	66 96	299	H	Houston Baptist	59 51								

Non-Div I Games:

Texas Tech

 Loss,
 Non-Conf,
 S Site,
 H Home
 A Away
N Neutral

Average RPI Win:	204	WON-LOST	WINNING	LAST 10	STRENGTH OF	OPP. STRENGTH	TEAM	ADJ.	CONF.	ADJ CONF.
Average RPI Loss:	123	RECORD	PCT. RANK	GAMES	SCHEDULE	OF SCHEDULE	RPI	RPI	RPI	RPI
DIV. I ONLY	9- 7	139	7-3	193	152	162	162	10	10	
DIV. I NON-CONF.	5- 6	187	3-2	227	192	215	215	10	10	
TOTALS	RPI 1-25	RPI 26-50	W-L RECORDS	RPI 51-100	RPI 101-150	RPI 150+				
9- 7	0- 0	0- 0	OVERALL	2- 2	1- 3	6- 2				
5- 3	0- 0	0- 0	HOME	2- 1	0- 0	3- 2				
3- 3	0- 0	0- 0	AWAY	0- 0	0- 3	3- 0				
1- 1	0- 0	0- 0	NEUTRAL	0- 1	1- 0	0- 0				
5- 6	0- 0	0- 0	NON-CONFERENCE	1- 2	1- 2	3- 2				
2- 3	0- 0	0- 0	HOME	1- 1	0- 0	1- 2				
2- 2	0- 0	0- 0	AWAY	0- 0	0- 2	2- 0				
1- 1	0- 0	0- 0	NEUTRAL	0- 1	1- 0	0- 0				
4- 1	0- 0	0- 0	CONFERENCE	1- 0	0- 1	3- 0				
3- 0	0- 0	0- 0	HOME	1- 0	0- 0	2- 0				
1- 1	0- 0	0- 0	AWAY	0- 0	0- 1	1- 0				
0- 0	0- 0	0- 0	NEUTRAL	0- 0	0- 0	0- 0				

RPI 1-25				RPI 26-50				RPI 51-100				RPI 101+				Team's RPI: 162	
RPI	S	Opponent	Score	RPI	S	Opponent	Score	RPI	S	Opponent	Score	RPI	S	Opponent	Score		
								70	N	Troy	64	71	105	A	Duquesne	74	79
								77	H	Buffalo	71	59	113	N	Pacific	66	65
								84	H	Belmont	53	48	118	A	Notre Dame	51	54
								88	H	Dayton	42	60	129	A	Western Mich.	72	84
													170	H	Memphis	76	83
													183	H	Valparaiso	54	61
													190	A	Northern Ill.	63	51
													198	H	Akron	65	61
													213	H	Bowling Green	79	72
													312	A	Detroit Mercy	82	64
													318	A	Georgia St.	74	48
													330	H	Canisius	83	65
LAST 10 Division I																	
				213	H	Bowling Green	79	72					330	H	Canisius	83	65
				198	H	Akron	65	61					113	N	Pacific	66	65
				190	A	Northern Ill.	63	51					70	N	Troy	64	71
				77	H	Buffalo	71	59					312	A	Detroit Mercy	82	64
				129	A	Western Mich.	72	84					105	A	Duquesne	74	79

Non-Div I Games:

Toledo

Average RPI Win: 197	WON-LOST	WINNING	LAST 10	STRENGTH OF	OPP. STRENGTH	TEAM	ADJ.	CONF.	ADJ CONF.
Average RPI Loss: 122	RECORD	PCT. RANK	GAMES	SCHEDULE	OF SCHEDULE	RPI	RPI	RPI	RPI
DIV. I ONLY	7- 8	198	5-5	128	97	176	176	14	14
DIV. I NON-CONF.	4- 6	212	2-3	175	39	223	223	13	13
TOTALS	RPI 1-25	RPI 26-50	W-L RECORDS	RPI 51-100	RPI 101-150	RPI 150+			
7- 8	0- 1	1- 1	OVERALL	0- 1	0- 1	6- 4			
4- 4	0- 0	1- 0	HOME	0- 1	0- 1	3- 2			
2- 3	0- 0	0- 1	AWAY	0- 0	0- 0	2- 2			
1- 1	0- 1	0- 0	NEUTRAL	0- 0	0- 0	1- 0			
4- 6	0- 1	0- 1	NON-CONFERENCE	0- 1	0- 0	4- 3			
3- 2	0- 0	0- 0	HOME	0- 1	0- 0	3- 1			
0- 3	0- 0	0- 1	AWAY	0- 0	0- 0	0- 2			
1- 1	0- 1	0- 0	NEUTRAL	0- 0	0- 0	1- 0			
3- 2	0- 0	1- 0	CONFERENCE	0- 0	0- 1	2- 1			
1- 2	0- 0	1- 0	HOME	0- 0	0- 1	0- 1			
2- 0	0- 0	0- 0	AWAY	0- 0	0- 0	2- 0			
0- 0	0- 0	0- 0	NEUTRAL	0- 0	0- 0	0- 0			

RPI	S	Opponent	Score	RPI	S	Opponent	Score	RPI	S	Opponent	Score	RPI	S	Opponent	Score	Team's RPI: 176
6	N	Iowa	72 100	26	A	Rutgers	53 67	57	H	Temple	59 74	107	H	Elon	61 74	
				41	H	James Madison	76 75					155	A	San Diego	67 81	
												160	H	William & Mary	75 83	
												191	H	Penn St.	67 73	
												193	H	American	63 60	
												203	N	Iona	75 58	
												214	H	Mt. St. Mary's	73 57	
												239	A	UNCW	62 41	
												243	H	Marshall	59 56	
												248	A	Col. of Charleston	79 62	
												272	A	San Diego St.	72 80	
LAST 10 Division I																
239	A	UNCW	62 41	243	H	Marshall	59 56									
248	A	Col. of Charleston	79 62	26	A	Rutgers	53 67									
41	H	James Madison	76 75	57	H	Temple	59 74									
160	H	William & Mary	75 83	203	N	Iona	75 58									
107	H	Elon	61 74	6	N	Iowa	72 100									

Non-Div I Games: Chestnut Hill 86 49

Towson

■ Loss,
 ■ Non-Conf,
 ■ S Site,
 ■ H Home
 ■ A Away
 N Neutral

Average RPI Win:	224	WON-LOST	WINNING	LAST 10	STRENGTH OF	OPP. STRENGTH	TEAM	ADJ.	CONF.	ADJ CONF.
Average RPI Loss:	63	RECORD	PCT. RANK	GAMES	SCHEDULE	OF SCHEDULE	RPI	RPI	RPI	RPI
DIV. I ONLY	12- 3	35	9-1	222	187	70	70	22	22	
DIV. I NON-CONF.	7- 2	56	4-0	159	69	41	41	23	23	
TOTALS	RPI 1-25	RPI 26-50	W-L RECORDS	RPI 51-100	RPI 101-150	RPI 150+				
12- 3	0- 1	0- 1	OVERALL	0- 0	2- 1	10- 0				
4- 1	0- 0	0- 0	HOME	0- 0	1- 1	3- 0				
6- 2	0- 1	0- 1	AWAY	0- 0	0- 0	6- 0				
2- 0	0- 0	0- 0	NEUTRAL	0- 0	1- 0	1- 0				
7- 2	0- 1	0- 1	NON-CONFERENCE	0- 0	1- 0	6- 0				
2- 0	0- 0	0- 0	HOME	0- 0	0- 0	2- 0				
3- 2	0- 1	0- 1	AWAY	0- 0	0- 0	3- 0				
2- 0	0- 0	0- 0	NEUTRAL	0- 0	1- 0	1- 0				
5- 1	0- 0	0- 0	CONFERENCE	0- 0	1- 1	4- 0				
2- 1	0- 0	0- 0	HOME	0- 0	1- 1	1- 0				
3- 0	0- 0	0- 0	AWAY	0- 0	0- 0	3- 0				
0- 0	0- 0	0- 0	NEUTRAL	0- 0	0- 0	0- 0				

RPI 1-25				RPI 26-50				RPI 51-100				Team's RPI: 70		RPI 101+			
RPI	S	Opponent	Score	RPI	S	Opponent	Score	RPI	S	Opponent	Score			RPI	S	Opponent	Score
15	A	Mississippi St.	82 122	49	A	Duke	85 99							104	N	Kent St.	71 64
														109	H	Coastal Caro.	84 77
														125	H	Louisiana	73 79
														162	N	Toledo	71 64
														163	A	Samford	74 65
														185	A	Bethune-Cookman	68 62
														202	A	Chattanooga	90 51
														228	H	ETSU	79 61
														270	H	Appalachian St.	84 55
														296	A	Ga. Southern	79 69
														306	H	Jacksonville St.	94 64
														318	A	Georgia St.	71 57
														347	A	La.-Monroe	72 65
LAST 10 Division I																	
				318	A	Georgia St.	71 57					109	H	Coastal Caro.		84 77	
				296	A	Ga. Southern	79 69					104	N	Kent St.		71 64	
				125	H	Louisiana	73 79					162	N	Toledo		71 64	
				347	A	La.-Monroe	72 65					202	A	Chattanooga		90 51	
				270	H	Appalachian St.	84 55					228	H	ETSU		79 61	

Non-Div I Games: AUM 72 42 Fort Valley St. 101 52

Troy

Tulane

Through Games Of Jan. 19, 2020

Average RPI Win:	180	WON-LOST	WINNING	LAST 10	STRENGTH OF	OPP. STRENGTH	TEAM	ADJ.	CONF.	ADJ CONF.
Average RPI Loss:	84	RECORD	PCT. RANK	GAMES	SCHEDULE	OF SCHEDULE	RPI	RPI	RPI	RPI
DIV. I ONLY	10- 8	147	7-3	69	94	127	127	9	9	
DIV. I NON-CONF.	5- 8	221	2-3	69	85	179	179	9	9	
TOTALS	RPI 1-25	RPI 26-50	W-L RECORDS	RPI 51-100	RPI 101-150	RPI 150+				
10- 8	0- 1	0- 0	OVERALL	0- 6	3- 0	7- 1				
6- 6	0- 1	0- 0	HOME	0- 4	1- 0	5- 1				
4- 0	0- 0	0- 0	AWAY	0- 0	2- 0	2- 0				
0- 2	0- 0	0- 0	NEUTRAL	0- 2	0- 0	0- 0				
5- 8	0- 1	0- 0	NON-CONFERENCE	0- 6	1- 0	4- 1				
3- 6	0- 1	0- 0	HOME	0- 4	0- 0	3- 1				
2- 0	0- 0	0- 0	AWAY	0- 0	1- 0	1- 0				
0- 2	0- 0	0- 0	NEUTRAL	0- 2	0- 0	0- 0				
5- 0	0- 0	0- 0	CONFERENCE	0- 0	2- 0	3- 0				
3- 0	0- 0	0- 0	HOME	0- 0	1- 0	2- 0				
2- 0	0- 0	0- 0	AWAY	0- 0	1- 0	1- 0				
0- 0	0- 0	0- 0	NEUTRAL	0- 0	0- 0	0- 0				

RPI	S	Opponent	Score	RPI	S	Opponent	Score	RPI	S	Opponent	Score	RPI	S	Opponent	Score	Team's RPI: 127
25	H	LSU	54 59					51	H	Colorado	52 62	106	A	Washington	64 62	
								53	H	Middle Tenn.	62 64	124	H	Cincinnati	64 59	
								62	N	Charlotte	56 60	134	A	Wichita St.	61 56	
								68	H	Alabama	56 66	158	H	Jackson St.	82 46	
								81	N	Boston College	76 89	170	H	Memphis	59 55	
								91	H	Texas Southern	62 72	175	A	Southern Miss.	62 58	
												205	H	Tulsa	64 62	
												209	A	SMU	67 66	
												221	H	Central Ark.	65 38	
												238	H	South Alabama	53 62	
												296	H	Ga. Southern	56 40	
LAST 10 Division I																
124	H	Cincinnati	64 59	296	H	Ga. Southern	56 40	51	H	Colorado	52 62					
209	A	SMU	67 66	91	H	Texas Southern	62 72	238	H	South Alabama	53 62					
170	H	Memphis	59 55	175	A	Southern Miss.	62 58									
205	H	Tulsa	64 62													
134	A	Wichita St.	61 56													

Non-Div I Games:

Tulane

Loss, Non-Conf, S Site, H Home A Away N Neutral

Tulsa

Through Games Of Jan. 19, 2020

Average RPI Win:	239	WON-LOST	WINNING	LAST 10	STRENGTH OF	OPP. STRENGTH	TEAM	ADJ.	CONF.	ADJ CONF.
Average RPI Loss:	98	RECORD	PCT. RANK	GAMES	SCHEDULE	OF SCHEDULE	RPI	RPI	RPI	RPI
DIV. I ONLY	5- 13	282	2-8	58	112	205	205	9	9	
DIV. I NON-CONF.	5- 8	221	2-3	86	210	191	191	9	9	
TOTALS	RPI 1-25	RPI 26-50	W-L RECORDS	RPI 51-100	RPI 101-150	RPI 150+				
5- 13	0- 1	0- 4	OVERALL	0- 2	0- 4	5- 2				
4- 4	0- 0	0- 1	HOME	0- 2	0- 1	4- 0				
1- 7	0- 1	0- 1	AWAY	0- 0	0- 3	1- 2				
0- 2	0- 0	0- 2	NEUTRAL	0- 0	0- 0	0- 0				
5- 8	0- 0	0- 4	NON-CONFERENCE	0- 0	0- 2	5- 2				
4- 2	0- 0	0- 1	HOME	0- 0	0- 1	4- 0				
1- 4	0- 0	0- 1	AWAY	0- 0	0- 1	1- 2				
0- 2	0- 0	0- 2	NEUTRAL	0- 0	0- 0	0- 0				
0- 5	0- 1	0- 0	CONFERENCE	0- 2	0- 2	0- 0				
0- 2	0- 0	0- 0	HOME	0- 2	0- 0	0- 0				
0- 3	0- 1	0- 0	AWAY	0- 0	0- 2	0- 0				
0- 0	0- 0	0- 0	NEUTRAL	0- 0	0- 0	0- 0				

RPI	S	Opponent	Score	RPI	S	Opponent	Score	RPI	S	Opponent	Score	RPI	S	Opponent	Score	Team's RPI: 205
5	A	UConn	34 92	34	N	Western Ky.	63 76	57	H	Temple	65 74	115	A	Abilene Christian	63 73	
				36	A	Arkansas	41 91	97	H	South Fla.	52 68	127	A	Tulane	62 64	
				40	N	Marquette	60 61					134	A	Wichita St.	46 57	
				44	H	Oklahoma St.	48 78					148	H	SFA	63 67	
												201	A	Little Rock	51 63	
												206	A	UTEP	58 51	
												230	A	Stetson	60 66	
												233	H	Arkansas St.	79 77	
												244	H	Oral Roberts	67 65	
												254	H	LMU (CA)	75 56	
												257	H	Colorado St.	61 55	
LAST 10 Division I																
5	A	UConn	34 92	206	A	UTEP	58 51									
134	A	Wichita St.	46 57	257	H	Colorado St.	61 55									
97	H	South Fla.	52 68	230	A	Stetson	60 66									
127	A	Tulane	62 64	36	A	Arkansas	41 91									
57	H	Temple	65 74	201	A	Little Rock	51 63									

Non-Div I Games:

Tulsa

 Loss,
 Non-Conf,
 S Site,
 H Home
 A Away
N Neutral

Average RPI Win:	201	WON-LOST	WINNING	LAST 10	STRENGTH OF	OPP. STRENGTH	TEAM	ADJ.	CONF.	ADJ CONF.
Average RPI Loss:	98	RECORD	PCT. RANK	GAMES	SCHEDULE	OF SCHEDULE	RPI	RPI	RPI	RPI
DIV. I ONLY	9- 7	139	5-5	171	103	159	159	13	13	
DIV. I NON-CONF.	6- 4	122	2-2	211	81	143	143	14	14	
TOTALS	RPI 1-25	RPI 26-50	W-L RECORDS	RPI 51-100	RPI 101-150	RPI 150+				
9- 7	0- 0	1- 2	OVERALL	1- 3	1- 0	6- 2				
7- 2	0- 0	1- 0	HOME	0- 2	1- 0	5- 0				
1- 4	0- 0	0- 2	AWAY	0- 0	0- 0	1- 2				
1- 1	0- 0	0- 0	NEUTRAL	1- 1	0- 0	0- 0				
6- 4	0- 0	0- 1	NON-CONFERENCE	1- 2	1- 0	4- 1				
4- 1	0- 0	0- 0	HOME	0- 1	1- 0	3- 0				
1- 2	0- 0	0- 1	AWAY	0- 0	0- 0	1- 1				
1- 1	0- 0	0- 0	NEUTRAL	1- 1	0- 0	0- 0				
3- 3	0- 0	1- 1	CONFERENCE	0- 1	0- 0	2- 1				
3- 1	0- 0	1- 0	HOME	0- 1	0- 0	2- 0				
0- 2	0- 0	0- 1	AWAY	0- 0	0- 0	0- 1				
0- 0	0- 0	0- 0	NEUTRAL	0- 0	0- 0	0- 0				

RPI 1-25				RPI 26-50				RPI 51-100				RPI 101+				Team's RPI: 159	
RPI	S	Opponent	Score	RPI	S	Opponent	Score	RPI	S	Opponent	Score	RPI	S	Opponent	Score		
				27	A	Oklahoma	75 82	51	N	Colorado	69 77	147	H	Auburn	80 75		
				34	A	Western Ky.	65 69	62	H	Charlotte	75 83	163	H	Samford	76 69		
				37	H	Old Dominion	76 65	91	N	Texas Southern	84 68	170	A	Memphis	52 77		
								96	H	Boise St.	81 83	189	H	Fla. Atlantic	92 73		
												238	H	South Alabama	77 61		
												243	A	Marshall	56 61		
												308	H	FIU	71 58		
												313	H	McNeese	97 70		
												321	A	Alcorn	86 65		
LAST 10 Division I																	
				189	H	Fla. Atlantic	92 73	62	H	Charlotte	75 83						
				308	H	FIU	71 58	91	N	Texas Southern	84 68						
				243	A	Marshall	56 61	51	N	Colorado	69 77						
				34	A	Western Ky.	65 69	321	A	Alcorn	86 65						
				37	H	Old Dominion	76 65	170	A	Memphis	52 77						

Non-Div I Games: Ala.-Huntsville 74 57 Tuskegee 103 60

UAB

Loss, Non-Conf, S Site, H Home A Away N Neutral

Average RPI Win:	241	WON-LOST	WINNING	LAST 10	STRENGTH OF	OPP. STRENGTH	TEAM	ADJ.	CONF.	ADJ CONF.
Average RPI Loss:	140	RECORD	PCT. RANK	GAMES	SCHEDULE	OF SCHEDULE	RPI	RPI	RPI	RPI
DIV. I ONLY	6- 9	224	5-5	189	172	222	222	26	26	
DIV. I NON-CONF.	4- 8	235	3-4	152	184	227	227	26	26	
TOTALS	RPI 1-25	RPI 26-50	W-L RECORDS	RPI 51-100	RPI 101-150	RPI 150+				
6- 9	0- 1	0- 0	OVERALL	0- 2	0- 1	6- 5				
5- 2	0- 0	0- 0	HOME	0- 0	0- 0	5- 2				
1- 7	0- 1	0- 0	AWAY	0- 2	0- 1	1- 3				
0- 0	0- 0	0- 0	NEUTRAL	0- 0	0- 0	0- 0				
4- 8	0- 1	0- 0	NON-CONFERENCE	0- 2	0- 1	4- 4				
3- 2	0- 0	0- 0	HOME	0- 0	0- 0	3- 2				
1- 6	0- 1	0- 0	AWAY	0- 2	0- 1	1- 2				
0- 0	0- 0	0- 0	NEUTRAL	0- 0	0- 0	0- 0				
2- 1	0- 0	0- 0	CONFERENCE	0- 0	0- 0	2- 1				
2- 0	0- 0	0- 0	HOME	0- 0	0- 0	2- 0				
0- 1	0- 0	0- 0	AWAY	0- 0	0- 0	0- 1				
0- 0	0- 0	0- 0	NEUTRAL	0- 0	0- 0	0- 0				

RPI 1-25				RPI 26-50				RPI 51-100				RPI 101+ Team's RPI: 222			
RPI	S	Opponent	Score	RPI	S	Opponent	Score	RPI	S	Opponent	Score	RPI	S	Opponent	Score
4	A	Stanford	55 67					53	A	Minnesota	67 76	111	A	Montana St.	65 77
								93	A	Fresno St.	65 73	165	H	Santa Clara	61 62
												167	A	Saint Mary's (CA)	74 83
												172	H	Portland St.	70 76
												187	H	Hawaii	62 49
												196	H	Boston U.	75 68
												211	A	Northern Ariz.	71 61
												227	H	San Francisco	79 67
												235	A	UC Riverside	70 75
												261	A	Pepperdine	67 70
												284	H	Long Beach St.	57 55
												338	H	Sacramento St.	77 75
LAST 10 Division I															
284	H	Long Beach St.	57 55	53	A	Minnesota	67 76	211	A	Northern Ariz.	71 61				
187	H	Hawaii	62 49					196	H	Boston U.	75 68				
235	A	UC Riverside	70 75					172	H	Portland St.	70 76				
4	A	Stanford	55 67					338	H	Sacramento St.	77 75				
261	A	Pepperdine	67 70												

Non-Div I Games: William Jessup 96 32

UC Davis

Average RPI Win:	229	WON-LOST	WINNING	LAST 10	STRENGTH OF	OPP. STRENGTH	TEAM	ADJ.	CONF.	ADJ CONF.
Average RPI Loss:	169	RECORD	PCT. RANK	GAMES	SCHEDULE	OF SCHEDULE	RPI	RPI	RPI	RPI
DIV. I ONLY	4- 12	292	1-9	174	200	266	266	26	26	
DIV. I NON-CONF.	3- 10	282	0-7	96	183	251	251	26	26	
TOTALS	RPI 1-25	RPI 26-50	W-L RECORDS	RPI 51-100	RPI 101-150	RPI 150+				
4- 12	0- 1	0- 0	OVERALL	0- 3	0- 0	4- 8				
2- 2	0- 0	0- 0	HOME	0- 0	0- 0	2- 2				
1- 6	0- 1	0- 0	AWAY	0- 1	0- 0	1- 4				
1- 4	0- 0	0- 0	NEUTRAL	0- 2	0- 0	1- 2				
3- 10	0- 1	0- 0	NON-CONFERENCE	0- 3	0- 0	3- 6				
2- 1	0- 0	0- 0	HOME	0- 0	0- 0	2- 1				
0- 5	0- 1	0- 0	AWAY	0- 1	0- 0	0- 3				
1- 4	0- 0	0- 0	NEUTRAL	0- 2	0- 0	1- 2				
1- 2	0- 0	0- 0	CONFERENCE	0- 0	0- 0	1- 2				
0- 1	0- 0	0- 0	HOME	0- 0	0- 0	0- 1				
1- 1	0- 0	0- 0	AWAY	0- 0	0- 0	1- 1				
0- 0	0- 0	0- 0	NEUTRAL	0- 0	0- 0	0- 0				

RPI 1-25				RPI 26-50				RPI 51-100				RPI 101+ Team's RPI: 266			
RPI	S	Opponent	Score	RPI	S	Opponent	Score	RPI	S	Opponent	Score	RPI	S	Opponent	Score
10	A	Oregon St.	57 86					63	N	Vanderbilt	63 76	154	H	San Jose St.	79 77
								73	A	Washington St.	59 87	166	N	North Ala.	60 88
								86	N	Davidson	72 78	172	H	Portland St.	61 70
												172	N	Portland St.	83 75
												197	A	Southern Utah	68 82
												209	A	SMU	56 59
												227	N	San Francisco	61 68
												253	A	CSUN	62 70
												254	H	LMU (CA)	80 65
												280	H	UC Santa Barbara	61 65
												295	A	Denver	75 83
												337	A	Cal Poly	68 57
LAST 10 Division I															
337	A	Cal Poly	68 57	63	N	Vanderbilt	63 76								
280	H	UC Santa Barbara	61 65	73	A	Washington St.	59 87								
253	A	CSUN	62 70	197	A	Southern Utah	68 82								
209	A	SMU	56 59	172	H	Portland St.	61 70								
227	N	San Francisco	61 68	166	N	North Ala.	60 88								

Non-Div I Games: Westcliff 93 41

UC Irvine

■ Loss,
 ■ Non-Conf, S Site,
 ■ Home
 ■ Away
 N Neutral

UC Riverside

Through Games Of Jan. 19, 2020

Average RPI Win:	263	WON-LOST	WINNING	LAST 10	STRENGTH OF	OPP. STRENGTH	TEAM	ADJ.	CONF.	ADJ CONF.
Average RPI Loss:	154	RECORD	PCT. RANK	GAMES	SCHEDULE	OF SCHEDULE	RPI	RPI	RPI	RPI
DIV. I ONLY	6- 11	254	4-6	187	186	235	235	26	26	
DIV. I NON-CONF.	4- 10	259	2-5	163	212	249	249	26	26	
TOTALS	RPI 1-25	RPI 26-50	W-L RECORDS	RPI 51-100	RPI 101-150	RPI 150+				
6- 11	0- 1	0- 1	OVERALL	0- 2	1- 1	5- 6				
5- 2	0- 0	0- 0	HOME	0- 1	1- 0	4- 1				
1- 9	0- 1	0- 1	AWAY	0- 1	0- 1	1- 5				
0- 0	0- 0	0- 0	NEUTRAL	0- 0	0- 0	0- 0				
4- 10	0- 1	0- 1	NON-CONFERENCE	0- 2	1- 1	3- 5				
3- 2	0- 0	0- 0	HOME	0- 1	1- 0	2- 1				
1- 8	0- 1	0- 1	AWAY	0- 1	0- 1	1- 4				
0- 0	0- 0	0- 0	NEUTRAL	0- 0	0- 0	0- 0				
2- 1	0- 0	0- 0	CONFERENCE	0- 0	0- 0	2- 1				
2- 0	0- 0	0- 0	HOME	0- 0	0- 0	2- 0				
0- 1	0- 0	0- 0	AWAY	0- 0	0- 0	0- 1				
0- 0	0- 0	0- 0	NEUTRAL	0- 0	0- 0	0- 0				

RPI	S	Opponent	Score	RPI	S	Opponent	Score	RPI	S	Opponent	Score	RPI	S	Opponent	Score	Team's RPI: 235
8	A	Oregon	41 84	42	A	Arizona	27 70	76	H	Southern California	59 76	138	A	VCU	51 67	
								100	A	California	61 84	146	H	CSU Bakersfield	53 52	
												178	A	New Mexico	70 80	
												187	A	Hawaii	57 80	
												197	A	Southern Utah	68 79	
												206	A	UTEP	50 63	
												222	H	UC Davis	75 70	
												257	A	Colorado St.	40 52	
												280	H	UC Santa Barbara	66 61	
												300	H	Weber St.	54 64	
												303	H	California Baptist	80 64	
												309	A	New Mexico St.	60 58	
												317	H	Utah Valley	67 53	
LAST 10 Division I																
280	H	UC Santa Barbara	66 61	197	A	Southern Utah	68 79									
187	A	Hawaii	57 80	8	A	Oregon	41 84									
222	H	UC Davis	75 70	303	H	California Baptist	80 64									
146	H	CSU Bakersfield	53 52	257	A	Colorado St.	40 52									
138	A	VCU	51 67	42	A	Arizona	27 70									

Non-Div I Games:

UC Riverside

■ Loss,
■ Non-Conf,
■ S Site,
■ H Home
■ A Away
N Neutral

Average RPI Win:	269	WON-LOST	WINNING	LAST 10	STRENGTH OF	OPP. STRENGTH	TEAM	ADJ.	CONF.	ADJ CONF.
Average RPI Loss:	181	RECORD	PCT. RANK	GAMES	SCHEDULE	OF SCHEDULE	RPI	RPI	RPI	RPI
DIV. I ONLY	6- 10	238	3-7	261	293	280	280	26	26	
DIV. I NON-CONF.	4- 8	235	1-5	197	290	276	276	26	26	
TOTALS	RPI 1-25	RPI 26-50	W-L RECORDS	RPI 51-100	RPI 101-150	RPI 150+				
6- 10	0- 0	0- 1	OVERALL	1- 0	0- 3	5- 6				
4- 3	0- 0	0- 0	HOME	1- 0	0- 1	3- 2				
1- 6	0- 0	0- 1	AWAY	0- 0	0- 1	1- 4				
1- 1	0- 0	0- 0	NEUTRAL	0- 0	0- 1	1- 0				
4- 8	0- 0	0- 1	NON-CONFERENCE	1- 0	0- 3	3- 4				
3- 2	0- 0	0- 0	HOME	1- 0	0- 1	2- 1				
0- 5	0- 0	0- 1	AWAY	0- 0	0- 1	0- 3				
1- 1	0- 0	0- 0	NEUTRAL	0- 0	0- 1	1- 0				
2- 2	0- 0	0- 0	CONFERENCE	0- 0	0- 0	2- 2				
1- 1	0- 0	0- 0	HOME	0- 0	0- 0	1- 1				
1- 1	0- 0	0- 0	AWAY	0- 0	0- 0	1- 1				
0- 0	0- 0	0- 0	NEUTRAL	0- 0	0- 0	0- 0				

RPI S	Opponent	Score	RPI S	Opponent	Score	RPI S	Opponent	Score	RPI S	Opponent	Score	Team's RPI: 280
42	A Arizona	42 61	76	H Southern California	57 46	113	H Pacific	53 63	146	A CSU Bakersfield	62 66	
						148	N SFA	56 67	154	H San Jose St.	70 73	
						167	A Saint Mary's (CA)	43 64	223	H Cal St. Fullerton	68 70	
						235	A UC Riverside	61 66	266	A UC Irvine	65 61	
						272	H San Diego St.	64 52	276	A Grand Canyon	57 58	
						303	A California Baptist	81 85	317	H Utah Valley	59 51	
						337	H Cal Poly	52 50	346	N Chicago St.	96 65	
LAST 10 Division I												
235	A UC Riverside	61 66	276	A Grand Canyon	57 58							
266	A UC Irvine	65 61	146	A CSU Bakersfield	62 66							
337	H Cal Poly	52 50	113	H Pacific	53 63							
223	H Cal St. Fullerton	68 70	346	N Chicago St.	96 65							
42	A Arizona	42 61	148	N SFA	56 67							

Non-Div I Games: Ottawa (AZ) 72 57

UC Santa Barbara

■ Loss,
 ■ Non-Conf,
 ■ S Site,
 ■ H Home
 ■ A Away
 N Neutral

Average RPI Win:	182	WON-LOST	WINNING	LAST 10	STRENGTH OF	OPP. STRENGTH	TEAM	ADJ.	CONF.	ADJ CONF.
Average RPI Loss:	49	RECORD	PCT. RANK	GAMES	SCHEDULE	OF SCHEDULE	RPI	RPI	RPI	RPI
DIV. I ONLY	10- 6	106	6-4	35	84	61	61	9	9	
DIV. I NON-CONF.	8- 4	90	4-2	40	122	52	52	9	9	
TOTALS	RPI 1-25	RPI 26-50	W-L RECORDS	RPI 51-100	RPI 101-150	RPI 150+				
10- 6	1- 2	0- 2	OVERALL	1- 1	2- 1	6- 0				
8- 1	1- 1	0- 0	HOME	0- 0	1- 0	6- 0				
2- 3	0- 0	0- 1	AWAY	1- 1	1- 1	0- 0				
0- 2	0- 1	0- 1	NEUTRAL	0- 0	0- 0	0- 0				
8- 4	1- 1	0- 2	NON-CONFERENCE	0- 1	2- 0	5- 0				
7- 0	1- 0	0- 0	HOME	0- 0	1- 0	5- 0				
1- 2	0- 0	0- 1	AWAY	0- 1	1- 0	0- 0				
0- 2	0- 1	0- 1	NEUTRAL	0- 0	0- 0	0- 0				
2- 2	0- 1	0- 0	CONFERENCE	1- 0	0- 1	1- 0				
1- 1	0- 1	0- 0	HOME	0- 0	0- 0	1- 0				
1- 1	0- 0	0- 0	AWAY	1- 0	0- 1	0- 0				
0- 0	0- 0	0- 0	NEUTRAL	0- 0	0- 0	0- 0				

RPI	S	Opponent	Score	RPI	S	Opponent	Score	RPI	S	Opponent	Score	RPI	S	Opponent	Score
5	H	UConn	52 59	31	A	FGCU	50 72	84	A	Belmont	37 72	124	A	Cincinnati	64 81
7	N	UCLA	56 61	41	N	James Madison	43 46	97	A	South Fla.	64 57	133	H	Wright St.	69 53
23	H	Central Mich.	64 58									148	A	SFA	63 57
												167	H	Saint Mary's (CA)	67 58
												208	H	Quinnipiac	80 58
												230	H	Stetson	66 40
												252	H	Delaware	75 49
												262	H	East Carolina	91 55
												302	H	Pittsburgh	74 58
LAST 10 Division I															
97	A	South Fla.	64 57	133	H	Wright St.	69 53								
5	H	UConn	52 59	167	H	Saint Mary's (CA)	67 58								
124	A	Cincinnati	64 81	208	H	Quinnipiac	80 58								
262	H	East Carolina	91 55	41	N	James Madison	43 46								
23	H	Central Mich.	64 58	7	N	UCLA	56 61								

Non-Div I Games:

UCF

■ Loss,
 ■ Non-Conf,
 ■ S Site,
 ■ H Home
 ■ A Away
 N Neutral

Average RPI Win:	122	WON-LOST	WINNING	LAST 10	STRENGTH OF	OPP. STRENGTH	TEAM	ADJ.	CONF.	ADJ CONF.
Average RPI Loss:	76	RECORD	PCT. RANK	GAMES	SCHEDULE	OF SCHEDULE	RPI	RPI	RPI	RPI
DIV. I ONLY	16- 1	6	9-1	39	32	7	7	1	1	
DIV. I NON-CONF.	11- 0	1	4-0	114	41	11	11	1	1	
TOTALS	RPI 1-25	RPI 26-50	W-L RECORDS	RPI 51-100	RPI 101-150	RPI 150+				
16- 1	1- 0	4- 0	OVERALL	4- 1	2- 0	5- 0				
9- 0	0- 0	3- 0	HOME	1- 0	1- 0	4- 0				
6- 1	1- 0	1- 0	AWAY	2- 1	1- 0	1- 0				
1- 0	0- 0	0- 0	NEUTRAL	1- 0	0- 0	0- 0				
11- 0	1- 0	2- 0	NON-CONFERENCE	2- 0	1- 0	5- 0				
6- 0	0- 0	1- 0	HOME	0- 0	1- 0	4- 0				
4- 0	1- 0	1- 0	AWAY	1- 0	0- 0	1- 0				
1- 0	0- 0	0- 0	NEUTRAL	1- 0	0- 0	0- 0				
5- 1	0- 0	2- 0	CONFERENCE	2- 1	1- 0	0- 0				
3- 0	0- 0	2- 0	HOME	1- 0	0- 0	0- 0				
2- 1	0- 0	0- 0	AWAY	1- 1	1- 0	0- 0				
0- 0	0- 0	0- 0	NEUTRAL	0- 0	0- 0	0- 0				

RPI 1-25				Team's RPI: 7				RPI 26-50				RPI 51-100				RPI 101+			
RPI	S	Opponent	Score					RPI	S	Opponent	Score	RPI	S	Opponent	Score	RPI	S	Opponent	Score
11	A	Indiana	68 58					28	H	Arizona St.	68 66	51	A	Colorado	65 62	112	A	Utah	84 54
								35	A	Virginia	73 62	61	N	UCF	61 56	113	H	Pacific	68 57
								42	H	Arizona	70 58	76	A	Southern California	68 70	200	H	Northern Colo.	92 58
								45	H	Yale	100 65	76	H	Southern California	83 59	253	A	CSUN	58 44
												83	A	Georgia	59 50	254	H	LMU (CA)	74 52
																284	H	Long Beach St.	86 51
																300	H	Weber St.	85 45
LAST 10 Division I																			
								76	A	Southern California	68 70	76	H	Southern California	83 59				
								51	A	Colorado	65 62	11	A	Indiana	68 58				
								112	A	Utah	84 54	83	A	Georgia	59 50				
								42	H	Arizona	70 58	113	H	Pacific	68 57				
								28	H	Arizona St.	68 66	253	A	CSUN	58 44				

Non-Div I Games:

UCLA

■ Loss,
■ Non-Conf, S Site,
■ Home
■ Away
N Neutral

Average RPI Win:	96	WON-LOST	WINNING	LAST 10	STRENGTH OF	OPP. STRENGTH	TEAM	ADJ.	CONF.	ADJ CONF.
Average RPI Loss:	12	RECORD	PCT. RANK	GAMES	SCHEDULE	OF SCHEDULE	RPI	RPI	RPI	RPI
DIV. I ONLY	16- 1	6	9-1	27	1	5	5	9	9	
DIV. I NON-CONF.	9- 1	26	3-1	10	1	2	2	9	9	
TOTALS	RPI 1-25	RPI 26-50	W-L RECORDS	RPI 51-100	RPI 101-150	RPI 150+				
16- 1	1- 1	3- 0	OVERALL	6- 0	2- 0	4- 0				
6- 1	0- 1	1- 0	HOME	1- 0	2- 0	2- 0				
9- 0	1- 0	1- 0	AWAY	5- 0	0- 0	2- 0				
1- 0	0- 0	1- 0	NEUTRAL	0- 0	0- 0	0- 0				
9- 1	1- 1	3- 0	NON-CONFERENCE	4- 0	1- 0	0- 0				
3- 1	0- 1	1- 0	HOME	1- 0	1- 0	0- 0				
5- 0	1- 0	1- 0	AWAY	3- 0	0- 0	0- 0				
1- 0	0- 0	1- 0	NEUTRAL	0- 0	0- 0	0- 0				
7- 0	0- 0	0- 0	CONFERENCE	2- 0	1- 0	4- 0				
3- 0	0- 0	0- 0	HOME	0- 0	1- 0	2- 0				
4- 0	0- 0	0- 0	AWAY	2- 0	0- 0	2- 0				
0- 0	0- 0	0- 0	NEUTRAL	0- 0	0- 0	0- 0				

RPI 1-25				Team's RPI: 5		RPI 26-50				RPI 51-100				RPI 101+					
RPI	S	Opponent	Score		RPI	S	Opponent	Score		RPI	S	Opponent	Score		RPI	S	Opponent	Score	
12	H	Baylor	58	74	27	N	Oklahoma	97	53	57	A	Temple	83	54	118	H	Notre Dame	81	57
13	A	DePaul	84	74	32	A	Ohio St.	73	62	60	A	Seton Hall	92	78	134	H	Wichita St.	83	55
					35	H	Virginia	83	44	61	A	UCF	59	52	157	H	Houston	91	51
										63	A	Vanderbilt	64	51	170	A	Memphis	68	56
										88	A	Dayton	75	37	205	H	Tulsa	92	34
										100	H	California	72	61	209	A	SMU	80	42
LAST 10 Division I																			
205	H	Tulsa	92	34	209	A	SMU	80	42										
61	A	UCF	59	52	134	H	Wichita St.	83	55										
170	A	Memphis	68	56	27	N	Oklahoma	97	53										
157	H	Houston	91	51	13	A	DePaul	84	74										
12	H	Baylor	58	74	118	H	Notre Dame	81	57										

Non-Div I Games:

UConn

U
I
C

UIC				Through Games Of Jan. 19, 2020						
Average RPI Win: 307		WON-LOST	WINNING	LAST 10	STRENGTH OF	OPP. STRENGTH	TEAM	ADJ.	CONF.	ADJ CONF.
Average RPI Loss: 192		RECORD	PCT. RANK	GAMES	SCHEDULE	OF SCHEDULE	RPI	RPI	RPI	RPI
DIV. I ONLY		2- 17	340	1-9	291	258	340	340	19	19
DIV. I NON-CONF.		1- 10	329	0-2	290	219	334	334	18	18

TOTALS		RPI 1-25	RPI 26-50	W-L RECORDS	RPI 51-100	RPI 101-150	RPI 150+			
2- 17	0- 1	0- 0	OVERALL	0- 1	0- 2	2- 13				
1- 8	0- 1	0- 0	HOME	0- 0	0- 2	1- 5				
1- 9	0- 0	0- 0	AWAY	0- 1	0- 0	1- 8				
0- 0	0- 0	0- 0	NEUTRAL	0- 0	0- 0	0- 0				
1- 10	0- 1	0- 0	NON-CONFERENCE	0- 1	0- 1	1- 7				
0- 5	0- 1	0- 0	HOME	0- 0	0- 1	0- 3				
1- 5	0- 0	0- 0	AWAY	0- 1	0- 0	1- 4				
0- 0	0- 0	0- 0	NEUTRAL	0- 0	0- 0	0- 0				
1- 7	0- 0	0- 0	CONFERENCE	0- 0	0- 1	1- 6				
1- 3	0- 0	0- 0	HOME	0- 0	0- 1	1- 2				
0- 4	0- 0	0- 0	AWAY	0- 0	0- 0	0- 4				
0- 0	0- 0	0- 0	NEUTRAL	0- 0	0- 0	0- 0				

RPI 1-25				RPI 26-50		RPI 51-100		RPI 101+		Team's RPI: 340
RPI S	Opponent	Score	RPI S	Opponent	Score	RPI S	Opponent	Score	Score	
18 H	Florida St.	42 86				69 A	Kansas	50 91	129 H	Western Mich. 52 80
									133 H	Wright St. 43 58
									161 A	Youngstown St. 65 77
									174 H	Eastern Mich. 59 68
									180 A	Kansas St. 40 84
									182 A	Green Bay 36 73
									183 A	Valparaiso 37 63
									186 A	Cleveland St. 44 84
									188 A	Miami (OH) 35 85
									224 H	Northern Ky. 46 88
									250 H	Eastern Ill. 45 80
									267 H	Oakland 70 64
									269 H	Indiana St. 40 61
									283 A	Milwaukee 55 71
									312 H	Detroit Mercy 62 70
									329 A	Purdue Fort Wayne 50 61
									346 A	Chicago St. 73 61

LAST 10 Division I										
182 A	Green Bay	36 73	312 H	Detroit Mercy	62 70					
283 A	Milwaukee	55 71	161 A	Youngstown St.	65 77					
224 H	Northern Ky.	46 88	186 A	Cleveland St.	44 84					
133 H	Wright St.	43 58	174 H	Eastern Mich.	59 68					
267 H	Oakland	70 64	183 A	Valparaiso	37 63					

U
I
C

Non-Div I Games:

UIC

UMBC										
Average RPI Win:	290	WON-LOST	WINNING	LAST 10	STRENGTH OF	OPP. STRENGTH	TEAM	ADJ.	CONF.	ADJ CONF.
Average RPI Loss:	206	RECORD	PCT. RANK	GAMES	SCHEDULE	OF SCHEDULE	RPI	RPI	RPI	RPI
DIV. I ONLY	3- 12	310	2-8	248	343	320	320	28	28	
DIV. I NON-CONF.	3- 7	252	2-3	311	323	317	317	27	27	
TOTALS	RPI 1-25	RPI 26-50	W-L RECORDS	RPI 51-100	RPI 101-150	RPI 150+				
3- 12	0- 0	0- 0	OVERALL	0- 1	0- 1	3- 10				
2- 3	0- 0	0- 0	HOME	0- 0	0- 0	2- 3				
1- 7	0- 0	0- 0	AWAY	0- 1	0- 1	1- 5				
0- 2	0- 0	0- 0	NEUTRAL	0- 0	0- 0	0- 2				
3- 7	0- 0	0- 0	NON-CONFERENCE	0- 1	0- 0	3- 6				
2- 1	0- 0	0- 0	HOME	0- 0	0- 0	2- 1				
1- 4	0- 0	0- 0	AWAY	0- 1	0- 0	1- 3				
0- 2	0- 0	0- 0	NEUTRAL	0- 0	0- 0	0- 2				
0- 5	0- 0	0- 0	CONFERENCE	0- 0	0- 1	0- 4				
0- 2	0- 0	0- 0	HOME	0- 0	0- 0	0- 2				
0- 3	0- 0	0- 0	AWAY	0- 0	0- 1	0- 2				
0- 0	0- 0	0- 0	NEUTRAL	0- 0	0- 0	0- 0				

RPI 1-25			RPI 26-50			RPI 51-100			RPI 101+			Team's RPI: 320
RPI	S	Opponent	Score	RPI	S	Opponent	Score	RPI	S	Opponent	Score	
						92 A Syracuse	48 82	103 A Stony Brook			45 57	
								160 A William & Mary			48 76	
								199 H Binghamton			43 61	
								204 N La Salle			58 74	
								214 A Mt. St. Mary's			61 71	
								225 A UMass Lowell			64 75	
								234 H Howard			61 72	
								237 A Lafayette			65 58	
								245 N Kennesaw St.			44 59	
								251 A Vermont			58 60	
								268 A Wagner			60 67	
								281 H New Hampshire			63 72	
								290 H Morgan St.			65 63	
								342 H Coppin St.			71 48	
LAST 10 Division I												
281 H New Hampshire			63 72	237 A Lafayette			65 58					
251 A Vermont			58 60	290 H Morgan St.			65 63					
199 H Binghamton			43 61	92 A Syracuse			48 82					
225 A UMass Lowell			64 75	245 N Kennesaw St.			44 59					
103 A Stony Brook			45 57	204 N La Salle			58 74					

Non-Div I Games: Gettysburg 92 50

UMBC

Average RPI Win:	270	WON-LOST	WINNING	LAST 10	STRENGTH OF	OPP. STRENGTH	TEAM	ADJ.	CONF.	ADJ CONF.
Average RPI Loss:	147	RECORD	PCT. RANK	GAMES	SCHEDULE	OF SCHEDULE	RPI	RPI	RPI	RPI
DIV. I ONLY	2- 13	329	2-8	137	235	307	307	30	30	
DIV. I NON-CONF.	1- 10	329	1-5	130	195	310	310	31	31	
TOTALS	RPI 1-25	RPI 26-50	W-L RECORDS	RPI 51-100	RPI 101-150	RPI 150+				
2- 13	0- 0	0- 2	OVERALL	0- 2	0- 3	2- 6				
2- 5	0- 0	0- 0	HOME	0- 0	0- 2	2- 3				
0- 8	0- 0	0- 2	AWAY	0- 2	0- 1	0- 3				
0- 0	0- 0	0- 0	NEUTRAL	0- 0	0- 0	0- 0				
1- 10	0- 0	0- 2	NON-CONFERENCE	0- 2	0- 2	1- 4				
1- 3	0- 0	0- 0	HOME	0- 0	0- 1	1- 2				
0- 7	0- 0	0- 2	AWAY	0- 2	0- 1	0- 2				
0- 0	0- 0	0- 0	NEUTRAL	0- 0	0- 0	0- 0				
1- 3	0- 0	0- 0	CONFERENCE	0- 0	0- 1	1- 2				
1- 2	0- 0	0- 0	HOME	0- 0	0- 1	1- 1				
0- 1	0- 0	0- 0	AWAY	0- 0	0- 0	0- 1				
0- 0	0- 0	0- 0	NEUTRAL	0- 0	0- 0	0- 0				

RPI 1-25			RPI 26-50			RPI 51-100			RPI 101+			Team's RPI: 307
RPI	S	Opponent	Score	RPI	S	Opponent	Score	RPI	S	Opponent	Score	
30	A	Virginia Tech	43 86	62	A	Charlotte	44 64	102	H	N.C. A&T	31 67	
37	A	Old Dominion	39 48	92	A	Syracuse	50 65	119	A	UNC Greensboro	48 86	
								130	H	Richmond	52 64	
								160	A	William & Mary	50 78	
								169	A	Norfolk St.	45 68	
								214	H	Mt. St. Mary's	78 76	
								232	H	Georgetown	39 57	
								234	H	Howard	58 79	
								262	A	East Carolina	42 57	
								286	H	Longwood	62 71	
								326	H	N.C. Central	65 63	
LAST 10 Division I												
169	A	Norfolk St.	45 68	232	H	Georgetown	39 57					
326	H	N.C. Central	65 63	286	H	Longwood	62 71					
102	H	N.C. A&T	31 67	214	H	Mt. St. Mary's	78 76					
234	H	Howard	58 79	37	A	Old Dominion	39 48					
62	A	Charlotte	44 64	130	H	Richmond	52 64					

Non-Div I Games: Greensboro 65 48 Wesley 75 29

UMES

Loss, Non-Conf, S Site, H Home A Away N Neutral

Average RPI Win:	262	WON-LOST	WINNING	LAST 10	STRENGTH OF	OPP. STRENGTH	TEAM	ADJ.	CONF.	ADJ CONF.
Average RPI Loss:	147	RECORD	PCT. RANK	GAMES	SCHEDULE	OF SCHEDULE	RPI	RPI	RPI	RPI
DIV. I ONLY	9- 9	169	6-4	272	164	226	226	32	32	
DIV. I NON-CONF.	5- 7	205	2-2	226	38	241	241	32	32	
TOTALS	RPI 1-25	RPI 26-50	W-L RECORDS	RPI 51-100	RPI 101-150	RPI 150+				
9- 9	0- 1	0- 0	OVERALL	0- 2	1- 3	8- 3				
6- 4	0- 0	0- 0	HOME	0- 2	1- 1	5- 1				
3- 5	0- 1	0- 0	AWAY	0- 0	0- 2	3- 2				
0- 0	0- 0	0- 0	NEUTRAL	0- 0	0- 0	0- 0				
5- 7	0- 1	0- 0	NON-CONFERENCE	0- 2	1- 2	4- 2				
4- 4	0- 0	0- 0	HOME	0- 2	1- 1	3- 1				
1- 3	0- 1	0- 0	AWAY	0- 0	0- 1	1- 1				
0- 0	0- 0	0- 0	NEUTRAL	0- 0	0- 0	0- 0				
4- 2	0- 0	0- 0	CONFERENCE	0- 0	0- 1	4- 1				
2- 0	0- 0	0- 0	HOME	0- 0	0- 0	2- 0				
2- 2	0- 0	0- 0	AWAY	0- 0	0- 1	2- 1				
0- 0	0- 0	0- 0	NEUTRAL	0- 0	0- 0	0- 0				

RPI 1-25				RPI 26-50				RPI 51-100				RPI 101+ Team's RPI: 226			
RPI	S	Opponent	Score	RPI	S	Opponent	Score	RPI	S	Opponent	Score	RPI	S	Opponent	Score
2	A	Missouri St.	58 83					86	H	Davidson	64 74	108	H	Liberty	44 68
								95	H	Loyola Chicago	67 72	113	A	Pacific	60 89
												143	H	Missouri	59 56
												146	A	CSU Bakersfield	60 70
												172	H	Portland St.	87 69
												180	H	Kansas St.	67 74
												210	A	George Mason	64 58
												275	A	Omaha	53 57
												276	A	Grand Canyon	74 53
												289	H	Eastern Wash.	66 55
												295	H	Denver	83 79
												309	H	New Mexico St.	56 52
												317	A	Utah Valley	41 62
												325	H	UTRGV	60 56
												343	A	Seattle U	76 65
LAST 10 Division I															
276	A	Grand Canyon	74 53	343	A	Seattle U	76 65								
146	A	CSU Bakersfield	60 70	108	H	Liberty	44 68								
309	H	New Mexico St.	56 52	289	H	Eastern Wash.	66 55								
325	H	UTRGV	60 56	180	H	Kansas St.	67 74								
317	A	Utah Valley	41 62	143	H	Missouri	59 56								

Non-Div I Games: Rockhurst 78 60 Science & Arts Okla74 43

UMKC

Loss, Non-Conf, S Site, H Home A Away N Neutral

Average RPI Win:	303	WON-LOST	WINNING	LAST 10	STRENGTH OF	OPP. STRENGTH	TEAM	ADJ.	CONF.	ADJ CONF.
Average RPI Loss:	112	RECORD	PCT. RANK	GAMES	SCHEDULE	OF SCHEDULE	RPI	RPI	RPI	RPI
DIV. I ONLY	9- 9	169	8-2	265	300	225	225	28	28	
DIV. I NON-CONF.	4- 9	250	3-2	193	296	264	264	27	27	
TOTALS	RPI 1-25	RPI 26-50	W-L RECORDS	RPI 51-100	RPI 101-150	RPI 150+				
9- 9	0- 0	0- 1	OVERALL	0- 3	0- 2	9- 3				
5- 4	0- 0	0- 1	HOME	0- 0	0- 1	5- 2				
4- 5	0- 0	0- 0	AWAY	0- 3	0- 1	4- 1				
0- 0	0- 0	0- 0	NEUTRAL	0- 0	0- 0	0- 0				
4- 9	0- 0	0- 1	NON-CONFERENCE	0- 3	0- 2	4- 3				
2- 4	0- 0	0- 1	HOME	0- 0	0- 1	2- 2				
2- 5	0- 0	0- 0	AWAY	0- 3	0- 1	2- 1				
0- 0	0- 0	0- 0	NEUTRAL	0- 0	0- 0	0- 0				
5- 0	0- 0	0- 0	CONFERENCE	0- 0	0- 0	5- 0				
3- 0	0- 0	0- 0	HOME	0- 0	0- 0	3- 0				
2- 0	0- 0	0- 0	AWAY	0- 0	0- 0	2- 0				
0- 0	0- 0	0- 0	NEUTRAL	0- 0	0- 0	0- 0				

RPI S	Opponent	Score	RPI S	Opponent	Score	RPI S	Opponent	Score	RPI S	Opponent	Score	Team's RPI: 225
45	H Yale	59 67	69	A Kansas	44 79	110	A Providence	38 63	123	H Massachusetts	58 74	
			81	A Boston College	46 89	152	H Cornell	56 70	156	H Dartmouth	51 62	
			89	A Colgate	51 73	184	A Merrimack	50 73	199	A Binghamton	66 56	
						246	H Maine	66 57	281	H New Hampshire	58 53	
						319	A Bryant	55 35	320	H UMBC	75 64	
						333	H Fairleigh Dickinson	61 56	336	A Hartford	68 63	
						344	A Central Conn. St.	56 54	348	H LIU Brooklyn	65 56	
LAST 10 Division I												
246	H Maine	66 57	333	H Fairleigh Dickinson	61 56							
199	A Binghamton	66 56	184	A Merrimack	50 73							
336	A Hartford	68 63	156	H Dartmouth	51 62							
320	H UMBC	75 64	348	H LIU Brooklyn	65 56							
281	H New Hampshire	58 53	344	A Central Conn. St.	56 54							

Non-Div I Games:

UMass Lowell

■ Loss,
 ■ Non-Conf, S Site,
 ■ Home
 ■ Away
 N Neutral

Average RPI Win: 267		WON-LOST	WINNING	LAST 10	STRENGTH OF	OPP. STRENGTH	TEAM	ADJ.	CONF.	ADJ CONF.
Average RPI Loss: 196		RECORD	PCT. RANK	GAMES	SCHEDULE	OF SCHEDULE	RPI	RPI	RPI	RPI
DIV. I ONLY		9- 5	99	6-4	346	274	231	231	27	27
DIV. I NON-CONF.		4- 3	138	1-2	344	218	260	260	30	30
TOTALS	RPI 1-25	RPI 26-50		W-L RECORDS		RPI 51-100	RPI 101-150	RPI 150+		
9- 5	0- 0	0- 1		OVERALL		0- 0	1- 1	8- 3		
4- 2	0- 0	0- 0		HOME		0- 0	1- 1	3- 1		
4- 3	0- 0	0- 1		AWAY		0- 0	0- 0	4- 2		
1- 0	0- 0	0- 0		NEUTRAL		0- 0	0- 0	1- 0		
4- 3	0- 0	0- 1		NON-CONFERENCE		0- 0	0- 1	4- 1		
1- 1	0- 0	0- 0		HOME		0- 0	0- 1	1- 0		
2- 2	0- 0	0- 1		AWAY		0- 0	0- 0	2- 1		
1- 0	0- 0	0- 0		NEUTRAL		0- 0	0- 0	1- 0		
5- 2	0- 0	0- 0		CONFERENCE		0- 0	1- 0	4- 2		
3- 1	0- 0	0- 0		HOME		0- 0	1- 0	2- 1		
2- 1	0- 0	0- 0		AWAY		0- 0	0- 0	2- 1		
0- 0	0- 0	0- 0		NEUTRAL		0- 0	0- 0	0- 0		

RPI 1-25				RPI 26-50				RPI 51-100				RPI 101+				Team's RPI: 231	
RPI	S	Opponent	Score	RPI	S	Opponent	Score	RPI	S	Opponent	Score	RPI	S	Opponent	Score		
				50	A	Miami (FL)	46 75					119	H	UNC Greensboro	40 67		
												131	H	Campbell	60 52		
												173	A	Hampton	59 68		
												228	A	ETSU	72 54		
												236	N	Southern U.	53 34		
												239	H	High Point	76 60		
												259	A	Radford	63 50		
												297	H	Presbyterian	54 39		
												298	A	Wofford	38 75		
												328	A	Western Caro.	64 47		
												332	A	USC Upstate	68 48		
												339	H	Charleston So.	48 60		
												350	H	South Carolina St.	82 51		
LAST 10 Division I																	
				339	H	Charleston So.	48 60	173	A	Hampton	59 68						
				259	A	Radford	63 50	297	H	Presbyterian	54 39						
				239	H	High Point	76 60	236	N	Southern U.	53 34						
				332	A	USC Upstate	68 48	50	A	Miami (FL)	46 75						
				131	H	Campbell	60 52	298	A	Wofford	38 75						

Non-Div I Games:	Montreat	89	45	Lenoir-Rhyne	68	48
------------------	----------	----	----	--------------	----	----

UNC Asheville

■ Loss, ■ Non-Conf, S Site, H Home A Away N Neutral

UNC Greensboro

Through Games Of Jan. 19, 2020

Average RPI Win:	231	WON-LOST	WINNING	LAST 10	STRENGTH OF	OPP. STRENGTH	TEAM	ADJ.	CONF.	ADJ CONF.
Average RPI Loss:	118	RECORD	PCT. RANK	GAMES	SCHEDULE	OF SCHEDULE	RPI	RPI	RPI	RPI
DIV. I ONLY	11- 4	59	8-2	266	204	119	119	23	23	
DIV. I NON-CONF.	8- 4	90	5-2	168	277	94	94	20	20	
TOTALS	RPI 1-25	RPI 26-50	W-L RECORDS	RPI 51-100	RPI 101-150	RPI 150+				
11- 4	0- 0	0- 0	OVERALL	1- 0	1- 4	9- 0				
7- 1	0- 0	0- 0	HOME	0- 0	0- 1	7- 0				
4- 3	0- 0	0- 0	AWAY	1- 0	1- 3	2- 0				
0- 0	0- 0	0- 0	NEUTRAL	0- 0	0- 0	0- 0				
8- 4	0- 0	0- 0	NON-CONFERENCE	1- 0	1- 4	6- 0				
4- 1	0- 0	0- 0	HOME	0- 0	0- 1	4- 0				
4- 3	0- 0	0- 0	AWAY	1- 0	1- 3	2- 0				
0- 0	0- 0	0- 0	NEUTRAL	0- 0	0- 0	0- 0				
3- 0	0- 0	0- 0	CONFERENCE	0- 0	0- 0	3- 0				
3- 0	0- 0	0- 0	HOME	0- 0	0- 0	3- 0				
0- 0	0- 0	0- 0	AWAY	0- 0	0- 0	0- 0				
0- 0	0- 0	0- 0	NEUTRAL	0- 0	0- 0	0- 0				

RPI 1-25			RPI 26-50			RPI 51-100			RPI 101+			Team's RPI: 119
RPI	S	Opponent	Score	RPI	S	Opponent	Score	RPI	S	Opponent	Score	
						59	A Wake Forest	67 65				
									102	A N.C. A&T	48	57
									108	A Liberty	58	53
									109	A Coastal Caro.	54	63
									130	H Richmond	62	70
									131	A Campbell	64	72
									202	H Chattanooga	49	41
									228	H ETSU	63	47
									231	A UNC Asheville	67	40
									239	H High Point	82	70
									248	A Col. of Charleston	69	56
									270	H Appalachian St.	54	47
									307	H UMES	86	48
									318	H Georgia St.	64	49
									328	H Western Caro.	54	43
LAST 10 Division I												
						328	H Western Caro.	54 43				
						202	H Chattanooga	49 41				
						228	H ETSU	63 47				
						270	H Appalachian St.	54 47				
						239	H High Point	82 70				
						248	A Col. of Charleston	69 56				
						102	A N.C. A&T	48	57			
						318	H Georgia St.	64 49				
						131	A Campbell	64	72			
						231	A UNC Asheville	67 40				

Non-Div I Games: Erskine 106 44 Concord 80 45 Lenoir-Rhyne 84 59

UNC Greensboro

Loss, Non-Conf, S Site, H Home A Away N Neutral

Average RPI Win:	265	WON-LOST	WINNING	LAST 10	STRENGTH OF	OPP. STRENGTH	TEAM	ADJ.	CONF.	ADJ CONF.
Average RPI Loss:	133	RECORD	PCT. RANK	GAMES	SCHEDULE	OF SCHEDULE	RPI	RPI	RPI	RPI
DIV. I ONLY	4- 11	285	3-7	92	297	239	239	14	14	
DIV. I NON-CONF.	2- 7	288	1-3	122	341	278	278	13	13	
TOTALS	RPI 1-25	RPI 26-50	W-L RECORDS	RPI 51-100	RPI 101-150	RPI 150+				
4- 11	0- 1	0- 1	OVERALL	0- 3	0- 2	4- 4				
2- 6	0- 0	0- 1	HOME	0- 1	0- 1	2- 3				
2- 4	0- 1	0- 0	AWAY	0- 1	0- 1	2- 1				
0- 1	0- 0	0- 0	NEUTRAL	0- 1	0- 0	0- 0				
2- 7	0- 1	0- 0	NON-CONFERENCE	0- 2	0- 1	2- 3				
1- 3	0- 0	0- 0	HOME	0- 0	0- 1	1- 2				
1- 3	0- 1	0- 0	AWAY	0- 1	0- 0	1- 1				
0- 1	0- 0	0- 0	NEUTRAL	0- 1	0- 0	0- 0				
2- 4	0- 0	0- 1	CONFERENCE	0- 1	0- 1	2- 1				
1- 3	0- 0	0- 1	HOME	0- 1	0- 0	1- 1				
1- 1	0- 0	0- 0	AWAY	0- 0	0- 1	1- 0				
0- 0	0- 0	0- 0	NEUTRAL	0- 0	0- 0	0- 0				

RPI 1-25				RPI 26-50				RPI 51-100				RPI 101+ Team's RPI: 239			
RPI	S	Opponent	Score	RPI	S	Opponent	Score	RPI	S	Opponent	Score	RPI	S	Opponent	Score
14	A	NC State	40 80	41	H	James Madison	58 66	59	A	Wake Forest	55 65	107	A	Elon	53 77
								74	N	North Carolina	45 85	109	H	Coastal Caro.	43 62
								87	H	Drexel	72 73	160	A	William & Mary	72 55
												176	H	Towson	41 62
												245	H	Kennesaw St.	56 58
												252	H	Delaware	71 65
												265	H	Winthrop	63 75
												286	A	Longwood	58 59
												297	A	Presbyterian	70 60
												350	H	South Carolina St.	84 46
LAST 10 Division I															
176	H	Towson	41 62	252	H	Delaware	71 65								
41	H	James Madison	58 66	74	N	North Carolina	45 85								
107	A	Elon	53 77	265	H	Winthrop	63 75								
160	A	William & Mary	72 55	109	H	Coastal Caro.	43 62								
87	H	Drexel	72 73	297	A	Presbyterian	70 60								

Non-Div I Games: Catawba 75 78 Mount Olive 75 67

UNCW

Loss, Non-Conf, S Site, H Home A Away N Neutral

UNI				STRENGTH OF SCHEDULE	OPP. STRENGTH OF SCHEDULE	TEAM RPI	ADJ. RPI	CONF. RPI	ADJ CONF. RPI
Average RPI Win:	163	WON-LOST RECORD	WINNING PCT. RANK						
Average RPI Loss:	32		LAST 10 GAMES						
DIV. I ONLY	10- 5	72	6-4	128	2	48	48	7	7
DIV. I NON-CONF.	7- 3	80	3-2	98	2	40	40	7	7

TOTALS	RPI 1-25	RPI 26-50	W-L RECORDS	RPI 51-100	RPI 101-150	RPI 150+			
10- 5	1- 2	0- 2	OVERALL	3- 1	2- 0	4- 0			
5- 0	1- 0	0- 0	HOME	1- 0	0- 0	3- 0			
5- 3	0- 2	0- 1	AWAY	2- 0	2- 0	1- 0			
0- 2	0- 0	0- 1	NEUTRAL	0- 1	0- 0	0- 0			
7- 3	1- 1	0- 1	NON-CONFERENCE	2- 1	2- 0	2- 0			
3- 0	1- 0	0- 0	HOME	1- 0	0- 0	1- 0			
4- 1	0- 1	0- 0	AWAY	1- 0	2- 0	1- 0			
0- 2	0- 0	0- 1	NEUTRAL	0- 1	0- 0	0- 0			
3- 2	0- 1	0- 1	CONFERENCE	1- 0	0- 0	2- 0			
2- 0	0- 0	0- 0	HOME	0- 0	0- 0	2- 0			
1- 2	0- 1	0- 1	AWAY	1- 0	0- 0	0- 0			
0- 0	0- 0	0- 0	NEUTRAL	0- 0	0- 0	0- 0			

RPI 1-25				RPI 26-50				RPI 51-100				RPI 101+			
RPI	S	Opponent	Score	RPI	S	Opponent	Score	RPI	S	Opponent	Score	RPI	S	Opponent	Score
2	A	Missouri St.	66 80	32	N	Ohio St.	46 64	55	H	IUPUI	51 50	134	A	Wichita St.	61 50
6	H	Iowa	88 66	38	A	Drake	87 104	64	A	Iowa St.	71 63	143	A	Missouri	78 73
22	A	Creighton	54 57					66	A	Southern Ill.	60 57	269	H	Indiana St.	73 43
								68	N	Alabama	77 87	275	A	Omaha	81 45
												293	H	North Dakota St.	95 63
												327	H	Evansville	76 60

LAST 10 Division I															
269	H	Indiana St.	73 43	64	A	Iowa St.	71 63	55	H	IUPUI	51 50	275	A	Omaha	81 45
327	H	Evansville	76 60	55	H	IUPUI	51 50	22	A	Creighton	54 57	32	N	Ohio St.	46 64
2	A	Missouri St.	66 80												
66	A	Southern Ill.	60 57												
38	A	Drake	87 104												

Non-Div I Games: Northwest Mo. St. 78 53

UNI

Average RPI Win:	205	WON-LOST	WINNING	LAST 10	STRENGTH OF	OPP. STRENGTH	TEAM	ADJ.	CONF.	ADJ CONF.
Average RPI Loss:	134	RECORD	PCT. RANK	GAMES	SCHEDULE	OF SCHEDULE	RPI	RPI	RPI	RPI
DIV. I ONLY	9- 9	169	6-4	213	127	194	194	17	17	
DIV. I NON-CONF.	4- 7	225	1-3	248	73	271	271	24	24	
TOTALS	RPI 1-25	RPI 26-50	W-L RECORDS	RPI 51-100	RPI 101-150	RPI 150+				
9- 9	0- 0	1- 2	OVERALL	2- 2	0- 1	6- 4				
5- 5	0- 0	1- 2	HOME	2- 1	0- 1	2- 1				
4- 4	0- 0	0- 0	AWAY	0- 1	0- 0	4- 3				
0- 0	0- 0	0- 0	NEUTRAL	0- 0	0- 0	0- 0				
4- 7	0- 0	1- 2	NON-CONFERENCE	1- 1	0- 1	2- 3				
3- 4	0- 0	1- 2	HOME	1- 0	0- 1	1- 1				
1- 3	0- 0	0- 0	AWAY	0- 1	0- 0	1- 2				
0- 0	0- 0	0- 0	NEUTRAL	0- 0	0- 0	0- 0				
5- 2	0- 0	0- 0	CONFERENCE	1- 1	0- 0	4- 1				
2- 1	0- 0	0- 0	HOME	1- 1	0- 0	1- 0				
3- 1	0- 0	0- 0	AWAY	0- 0	0- 0	3- 1				
0- 0	0- 0	0- 0	NEUTRAL	0- 0	0- 0	0- 0				

RPI 1-25				RPI 26-50				RPI 51-100				RPI 101+				Team's RPI: 194	
RPI	S	Opponent	Score	RPI	S	Opponent	Score	RPI	S	Opponent	Score	RPI	S	Opponent	Score		
				35	H	Virginia	55 63	76	A	Southern California	54 75	107	H	Elon	44 50		
				46	H	St. John's (NY)	79 75	93	H	Fresno St.	66 72	154	A	San Jose St.	60 62		
				49	H	Duke	45 57	96	H	Boise St.	66 65	178	A	New Mexico	68 51		
								97	H	South Fla.	61 51	197	A	Southern Utah	68 72		
												217	H	Wyoming	65 53		
												223	H	Cal St. Fullerton	58 64		
												261	A	Pepperdine	69 44		
												276	A	Grand Canyon	51 53		
												287	A	Utah St.	60 46		
												310	A	Air Force	67 60		
												350	H	South Carolina St.	66 57		
LAST 10 Division I																	
				178	A	New Mexico	68 51	287	A	Utah St.	60 46						
				154	A	San Jose St.	60 62	97	H	South Fla.	61 51						
				217	H	Wyoming	65 53	35	H	Virginia	55 63						
				96	H	Boise St.	66 65	276	A	Grand Canyon	51 53						
				310	A	Air Force	67 60	76	A	Southern California	54 75						

Non-Div I Games:

UNLV

■ Loss,
 ■ Non-Conf, S Site,
 ■ Home
 ■ Away
 N Neutral

USC Upstate

Through Games Of Jan. 19, 2020

Average RPI Win:	342	WON-LOST	WINNING	LAST 10	STRENGTH OF	OPP. STRENGTH	TEAM	ADJ.	CONF.	ADJ CONF.
Average RPI Loss:	194	RECORD	PCT. RANK	GAMES	SCHEDULE	OF SCHEDULE	RPI	RPI	RPI	RPI
DIV. I ONLY	4- 11	285	2-8	310	332	332	332	27	27	
DIV. I NON-CONF.	3- 4	201	1-1	340	239	305	305	30	30	
TOTALS	RPI 1-25	RPI 26-50	W-L RECORDS	RPI 51-100	RPI 101-150	RPI 150+				
4- 11	0- 1	0- 0	OVERALL	0- 1	0- 1	4- 8				
4- 3	0- 0	0- 0	HOME	0- 0	0- 0	4- 3				
0- 8	0- 1	0- 0	AWAY	0- 1	0- 1	0- 5				
0- 0	0- 0	0- 0	NEUTRAL	0- 0	0- 0	0- 0				
3- 4	0- 1	0- 0	NON-CONFERENCE	0- 1	0- 0	3- 2				
3- 0	0- 0	0- 0	HOME	0- 0	0- 0	3- 0				
0- 4	0- 1	0- 0	AWAY	0- 1	0- 0	0- 2				
0- 0	0- 0	0- 0	NEUTRAL	0- 0	0- 0	0- 0				
1- 7	0- 0	0- 0	CONFERENCE	0- 0	0- 1	1- 6				
1- 3	0- 0	0- 0	HOME	0- 0	0- 0	1- 3				
0- 4	0- 0	0- 0	AWAY	0- 0	0- 1	0- 3				
0- 0	0- 0	0- 0	NEUTRAL	0- 0	0- 0	0- 0				

RPI 1-25				RPI 26-50				RPI 51-100				RPI 101+				Team's RPI: 332
RPI	S	Opponent	Score	RPI	S	Opponent	Score	RPI	S	Opponent	Score	RPI	S	Opponent	Score	
3	A	South Carolina	32 112					83	A	Georgia	53 67	131	A	Campbell	38 50	
												173	A	Hampton	40 60	
												220	A	Jacksonville	43 87	
												231	H	UNC Asheville	48 68	
												239	A	High Point	46 85	
												241	A	Gardner-Webb	53 63	
												262	A	East Carolina	48 69	
												265	H	Winthrop	38 52	
												286	H	Longwood	62 70	
												328	H	Western Caro.	70 62	
												339	H	Charleston So.	70 53	
												349	H	Florida A&M	74 61	
												350	H	South Carolina St.	58 47	
LAST 10 Division I																
241	A	Gardner-Webb	53 63	239	A	High Point	46 85									
173	A	Hampton	40 60	131	A	Campbell	38 50									
286	H	Longwood	62 70	339	H	Charleston So.	70 53									
265	H	Winthrop	38 52	350	H	South Carolina St.	58 47									
231	H	UNC Asheville	48 68	83	A	Georgia	53 67									

Non-Div I Games: Mars Hill 89 31 UNKNOWN 71 49

USC Upstate

■ Loss,
 ■ Non-Conf,
 ■ S Site,
 ■ H Home
 ■ A Away
 N Neutral

Average RPI Win:	239	WON-LOST	WINNING	LAST 10	STRENGTH OF	OPP. STRENGTH	TEAM	ADJ.	CONF.	ADJ CONF.
Average RPI Loss:	50	RECORD	PCT. RANK	GAMES	SCHEDULE	OF SCHEDULE	RPI	RPI	RPI	RPI
DIV. I ONLY	11- 7	112	6-4	126	133	116	116	22	22	
DIV. I NON-CONF.	6- 6	164	1-3	79	53	117	117	23	23	
TOTALS	RPI 1-25	RPI 26-50	W-L RECORDS	RPI 51-100	RPI 101-150	RPI 150+				
11- 7	0- 3	0- 1	OVERALL	0- 2	2- 1	9- 0				
7- 2	0- 0	0- 0	HOME	0- 2	2- 0	5- 0				
4- 2	0- 1	0- 0	AWAY	0- 0	0- 1	4- 0				
0- 3	0- 2	0- 1	NEUTRAL	0- 0	0- 0	0- 0				
6- 6	0- 3	0- 1	NON-CONFERENCE	0- 2	1- 0	5- 0				
3- 2	0- 0	0- 0	HOME	0- 2	1- 0	2- 0				
3- 1	0- 1	0- 0	AWAY	0- 0	0- 0	3- 0				
0- 3	0- 2	0- 1	NEUTRAL	0- 0	0- 0	0- 0				
5- 1	0- 0	0- 0	CONFERENCE	0- 0	1- 1	4- 0				
4- 0	0- 0	0- 0	HOME	0- 0	1- 0	3- 0				
1- 1	0- 0	0- 0	AWAY	0- 0	0- 1	1- 0				
0- 0	0- 0	0- 0	NEUTRAL	0- 0	0- 0	0- 0				

RPI 1-25				RPI 26-50				RPI 51-100				RPI 101+ Team's RPI: 116			
RPI	S	Opponent	Score	RPI	S	Opponent	Score	RPI	S	Opponent	Score	RPI	S	Opponent	Score
1	N	Louisville	67 76	44	N	Oklahoma St.	47 60	79	H	Marist	57 73	109	A	Coastal Caro.	56 62
8	N	Oregon	54 91					91	H	Texas Southern	63 74	125	H	Louisiana	79 52
16	A	Northwestern	47 74									133	H	Wright St.	68 62
												180	A	Kansas St.	57 53
												201	H	Little Rock	65 58
												209	H	SMU	51 46
												233	H	Arkansas St.	71 44
												249	A	North Texas	68 49
												270	A	Appalachian St.	82 60
												341	A	Grambling	88 54
												346	H	Chicago St.	84 53
												347	H	La.-Monroe	72 34
LAST 10 Division I															
347	H	La.-Monroe	72 34	233	H	Arkansas St.	71 44								
125	H	Louisiana	79 52	91	H	Texas Southern	63 74								
109	A	Coastal Caro.	56 62	209	H	SMU	51 46								
270	A	Appalachian St.	82 60	79	H	Marist	57 73								
201	H	Little Rock	65 58	16	A	Northwestern	47 74								

Non-Div I Games:

UT Arlington

Average RPI Win:	181	WON-LOST	WINNING	LAST 10	STRENGTH OF	OPP. STRENGTH	TEAM	ADJ.	CONF.	ADJ CONF.
Average RPI Loss:	43	RECORD	PCT. RANK	GAMES	SCHEDULE	OF SCHEDULE	RPI	RPI	RPI	RPI
DIV. I ONLY	10- 7	123	8-2	63	56	65	65	18	18	
DIV. I NON-CONF.	4- 7	225	2-2	17	8	115	115	21	21	
TOTALS	RPI 1-25	RPI 26-50	W-L RECORDS	RPI 51-100	RPI 101-150	RPI 150+				
10- 7	0- 3	0- 1	OVERALL	2- 3	0- 0	8- 0				
8- 1	0- 1	0- 0	HOME	2- 0	0- 0	6- 0				
2- 6	0- 2	0- 1	AWAY	0- 3	0- 0	2- 0				
0- 0	0- 0	0- 0	NEUTRAL	0- 0	0- 0	0- 0				
4- 7	0- 3	0- 1	NON-CONFERENCE	1- 3	0- 0	3- 0				
4- 1	0- 1	0- 0	HOME	1- 0	0- 0	3- 0				
0- 6	0- 2	0- 1	AWAY	0- 3	0- 0	0- 0				
0- 0	0- 0	0- 0	NEUTRAL	0- 0	0- 0	0- 0				
6- 0	0- 0	0- 0	CONFERENCE	1- 0	0- 0	5- 0				
4- 0	0- 0	0- 0	HOME	1- 0	0- 0	3- 0				
2- 0	0- 0	0- 0	AWAY	0- 0	0- 0	2- 0				
0- 0	0- 0	0- 0	NEUTRAL	0- 0	0- 0	0- 0				

RPI 1-25				RPI 26-50				RPI 51-100 Team's RPI: 65				RPI 101+			
RPI	S	Opponent	Score	RPI	S	Opponent	Score	RPI	S	Opponent	Score	RPI	S	Opponent	Score
1	H	Louisville	63 71	36	A	Arkansas	46 96	55	H	IUPUI	57 51	151	A	Austin Peay	69 61
9	A	Gonzaga	55 78					66	A	Southern Ill.	59 70	151	H	Austin Peay	65 61
15	A	Mississippi St.	46 82					78	A	Illinois St.	47 70	163	H	Samford	80 75
								84	H	Belmont	74 57	202	H	Chattanooga	78 51
								98	A	Saint Louis	50 56	207	A	Murray St.	89 64
												207	H	Murray St.	98 56
												255	H	Lipscomb	83 67
												334	H	Tennessee St.	88 71
LAST 10 Division I															
151	H	Austin Peay	65 61	207	A	Murray St.	89 64								
207	H	Murray St.	98 56	36	A	Arkansas	46 96								
84	H	Belmont	74 57	1	H	Louisville	63 71								
334	H	Tennessee St.	88 71	255	H	Lipscomb	83 67								
151	A	Austin Peay	69 61	202	H	Chattanooga	78 51								

Non-Div I Games:

UT Martin

UTEP

Through Games Of Jan. 19, 2020

Average RPI Win:	262	WON-LOST	WINNING	LAST 10	STRENGTH OF	OPP. STRENGTH	TEAM	ADJ.	CONF.	ADJ CONF.
Average RPI Loss:	178	RECORD	PCT. RANK	GAMES	SCHEDULE	OF SCHEDULE	RPI	RPI	RPI	RPI
DIV. I ONLY	11- 5	69	6-4	302	259	206	206	13	13	
DIV. I NON-CONF.	7- 4	100	2-3	306	256	250	250	14	14	
TOTALS	RPI 1-25	RPI 26-50	W-L RECORDS	RPI 51-100	RPI 101-150	RPI 150+				
11- 5	0- 0	0- 1	OVERALL	0- 0	1- 0	10- 4				
9- 3	0- 0	0- 1	HOME	0- 0	1- 0	8- 2				
2- 2	0- 0	0- 0	AWAY	0- 0	0- 0	2- 2				
0- 0	0- 0	0- 0	NEUTRAL	0- 0	0- 0	0- 0				
7- 4	0- 0	0- 1	NON-CONFERENCE	0- 0	1- 0	6- 3				
6- 3	0- 0	0- 1	HOME	0- 0	1- 0	5- 2				
1- 1	0- 0	0- 0	AWAY	0- 0	0- 0	1- 1				
0- 0	0- 0	0- 0	NEUTRAL	0- 0	0- 0	0- 0				
4- 1	0- 0	0- 0	CONFERENCE	0- 0	0- 0	4- 1				
3- 0	0- 0	0- 0	HOME	0- 0	0- 0	3- 0				
1- 1	0- 0	0- 0	AWAY	0- 0	0- 0	1- 1				
0- 0	0- 0	0- 0	NEUTRAL	0- 0	0- 0	0- 0				

RPI 1-25			RPI 26-50			RPI 51-100			RPI 101+			Team's RPI: 206
RPI	S	Opponent	Score	RPI	S	Opponent	Score	RPI	S	Opponent	Score	
				42	H	Arizona	43 54					
								129	H	Western Mich.	76 46	
								175	A	Southern Miss.	89 72	
								178	H	New Mexico	78 93	
								189	H	Fla. Atlantic	96 65	
								205	H	Tulsa	51 58	
								209	A	SMU	56 60	
								235	H	UC Riverside	63 50	
								256	A	Louisiana Tech	80 87	
								294	H	UTSA	94 54	
								300	H	Weber St.	70 51	
								308	H	FIU	64 34	
								309	A	New Mexico St.	63 57	
								309	H	New Mexico St.	65 45	
								318	H	Georgia St.	71 68	
								321	H	Alcorn	92 47	
LAST 10 Division I												
				294	H	UTSA	94 54	205	H	Tulsa	51 58	
				256	A	Louisiana Tech	80 87	209	A	SMU	56 60	
				175	A	Southern Miss.	89 72	42	H	Arizona	43 54	
				189	H	Fla. Atlantic	96 65	300	H	Weber St.	70 51	
				308	H	FIU	64 34	318	H	Georgia St.	71 68	

Non-Div I Games:

UTEP

■ Loss,
 ■ Non-Conf,
 ■ S Site,
 ■ H Home
 ■ A Away
 N Neutral

Average RPI Win:	322	WON-LOST	WINNING	LAST 10	STRENGTH OF	OPP. STRENGTH	TEAM	ADJ.	CONF.	ADJ CONF.
Average RPI Loss:	187	RECORD	PCT. RANK	GAMES	SCHEDULE	OF SCHEDULE	RPI	RPI	RPI	RPI
DIV. I ONLY	4- 10	278	3-7	311	312	325	325	32	32	
DIV. I NON-CONF.	1- 8	322	0-5	257	207	331	331	32	32	
TOTALS	RPI 1-25	RPI 26-50	W-L RECORDS	RPI 51-100	RPI 101-150	RPI 150+				
4- 10	0- 0	0- 0	OVERALL	0- 3	0- 0	4- 7				
3- 3	0- 0	0- 0	HOME	0- 1	0- 0	3- 2				
1- 5	0- 0	0- 0	AWAY	0- 2	0- 0	1- 3				
0- 2	0- 0	0- 0	NEUTRAL	0- 0	0- 0	0- 2				
1- 8	0- 0	0- 0	NON-CONFERENCE	0- 3	0- 0	1- 5				
1- 2	0- 0	0- 0	HOME	0- 1	0- 0	1- 1				
0- 4	0- 0	0- 0	AWAY	0- 2	0- 0	0- 2				
0- 2	0- 0	0- 0	NEUTRAL	0- 0	0- 0	0- 2				
3- 2	0- 0	0- 0	CONFERENCE	0- 0	0- 0	3- 2				
2- 1	0- 0	0- 0	HOME	0- 0	0- 0	2- 1				
1- 1	0- 0	0- 0	AWAY	0- 0	0- 0	1- 1				
0- 0	0- 0	0- 0	NEUTRAL	0- 0	0- 0	0- 0				

RPI S	Opponent	Score	RPI S	Opponent	Score	RPI S	Opponent	Score	RPI S	Opponent	Score	Team's RPI: 325
						52	A Texas	69 85	177	A A&M-Corpus Christi	50 61	
						76	A Southern California	43 80	177	H A&M-Corpus Christi	54 59	
						91	H Texas Southern	44 71	180	A Kansas St.	66 79	
									226	A UMKC	56 60	
									284	N Long Beach St.	65 69	
									288	N Nevada	57 62	
									294	H UTSA	75 64	
									303	H California Baptist	87 68	
									317	H Utah Valley	67 76	
									343	H Seattle U	85 81	
									346	A Chicago St.	87 67	
LAST 10 Division I												
			317	H Utah Valley	67 76	180	A Kansas St.	66 79				
			343	H Seattle U	85 81	288	N Nevada	57 62				
			346	A Chicago St.	87 67	284	N Long Beach St.	65 69				
			226	A UMKC	56 60	76	A Southern California	43 80				
			303	H California Baptist	87 68	177	H A&M-Corpus Christi	54 59				

Non-Div I Games: Tex. A&M Int'l 72 56 Tex. A&M-Kingsville 66 45 Texas Lutheran 98 46 Minot St. 75 56

UTRGV

Loss, Non-Conf, S Site, H Home A Away N Neutral

Average RPI Win:	298	WON-LOST	WINNING	LAST 10	STRENGTH OF	OPP. STRENGTH	TEAM	ADJ.	CONF.	ADJ CONF.
Average RPI Loss:	187	RECORD	PCT. RANK	GAMES	SCHEDULE	OF SCHEDULE	RPI	RPI	RPI	RPI
DIV. I ONLY	3- 10	301	2-8	201	326	294	294	13	13	
DIV. I NON-CONF.	1- 7	321	0-5	228	316	329	329	14	14	
TOTALS	RPI 1-25	RPI 26-50	W-L RECORDS	RPI 51-100	RPI 101-150	RPI 150+				
3- 10	0- 0	0- 0	OVERALL	0- 1	0- 2	3- 7				
2- 2	0- 0	0- 0	HOME	0- 0	0- 1	2- 1				
1- 7	0- 0	0- 0	AWAY	0- 1	0- 0	1- 6				
0- 1	0- 0	0- 0	NEUTRAL	0- 0	0- 1	0- 0				
1- 7	0- 0	0- 0	NON-CONFERENCE	0- 1	0- 2	1- 4				
1- 1	0- 0	0- 0	HOME	0- 0	0- 1	1- 0				
0- 5	0- 0	0- 0	AWAY	0- 1	0- 0	0- 4				
0- 1	0- 0	0- 0	NEUTRAL	0- 0	0- 1	0- 0				
2- 3	0- 0	0- 0	CONFERENCE	0- 0	0- 0	2- 3				
1- 1	0- 0	0- 0	HOME	0- 0	0- 0	1- 1				
1- 2	0- 0	0- 0	AWAY	0- 0	0- 0	1- 2				
0- 0	0- 0	0- 0	NEUTRAL	0- 0	0- 0	0- 0				

RPI 1-25			RPI 26-50			RPI 51-100			RPI 101+			Team's RPI: 294
RPI	S	Opponent	Score	RPI	S	Opponent	Score	RPI	S	Opponent	Score	
						52 A Texas	53 84			112 N Utah	45 91	
										150 H Sam Houston St.	77 81	
										175 A Southern Miss.	65 82	
										179 A Texas Tech	58 115	
										187 A Hawaii	50 62	
										189 H Fla. Atlantic	53 80	
										206 A UTEP	54 94	
										256 A Louisiana Tech	82 73	
										291 A Texas St.	69 74	
										308 H FIU	60 45	
										325 A UTRGV	64 75	
										331 H Incarnate Word	63 56	
LAST 10 Division I												
206	A	UTEP	54 94	179	A	Texas Tech	58 115					
175	A	Southern Miss.	65 82	150	H	Sam Houston St.	77 81					
256	A	Louisiana Tech	82 73	291	A	Texas St.	69 74					
308	H	FIU	60 45	325	A	UTRGV	64 75					
189	H	Fla. Atlantic	53 80	112	N	Utah	45 91					

Non-Div I Games: Texas Wesleyan 80 78 Southwest (NM) 79 62 Concordia (TX) 73 44

UTSA

Loss, Non-Conf, S Site, H Home A Away N Neutral

Average RPI Win:	189	WON-LOST	WINNING	LAST 10	STRENGTH OF	OPP. STRENGTH	TEAM	ADJ.	CONF.	ADJ CONF.
Average RPI Loss:	72	RECORD	PCT. RANK	GAMES	SCHEDULE	OF SCHEDULE	RPI	RPI	RPI	RPI
DIV. I ONLY	9- 8	161	5-5	74	68	112	112	1	1	
DIV. I NON-CONF.	7- 4	100	3-1	296	139	194	194	1	1	
TOTALS	RPI 1-25	RPI 26-50	W-L RECORDS	RPI 51-100	RPI 101-150	RPI 150+				
9- 8	0- 3	0- 1	OVERALL	4- 1	0- 2	5- 1				
5- 4	0- 1	0- 1	HOME	1- 1	0- 1	4- 0				
2- 4	0- 2	0- 0	AWAY	2- 0	0- 1	0- 1				
2- 0	0- 0	0- 0	NEUTRAL	1- 0	0- 0	1- 0				
7- 4	0- 0	0- 1	NON-CONFERENCE	2- 0	0- 2	5- 1				
4- 2	0- 0	0- 1	HOME	0- 0	0- 1	4- 0				
1- 2	0- 0	0- 0	AWAY	1- 0	0- 1	0- 1				
2- 0	0- 0	0- 0	NEUTRAL	1- 0	0- 0	1- 0				
2- 4	0- 3	0- 0	CONFERENCE	2- 1	0- 0	0- 0				
1- 2	0- 1	0- 0	HOME	1- 1	0- 0	0- 0				
1- 2	0- 2	0- 0	AWAY	1- 0	0- 0	0- 0				
0- 0	0- 0	0- 0	NEUTRAL	0- 0	0- 0	0- 0				

RPI 1-25				RPI 26-50				RPI 51-100				RPI 101+				Team's RPI: 112
RPI	S	Opponent	Score	RPI	S	Opponent	Score	RPI	S	Opponent	Score	RPI	S	Opponent	Score	
7	H	UCLA	54 84	43	H	South Dakota	81 84	51	A	Colorado	84 69	110	H	Providence	60 67	
8	A	Oregon	51 88					51	H	Colorado	70 80	124	A	Cincinnati	62 68	
10	A	Oregon St.	48 77					67	A	BYU	77 73	219	A	Xavier	63 70	
								76	H	Southern California	67 65	244	H	Oral Roberts	78 58	
								91	N	Texas Southern	61 52	288	H	Nevada	68 62	
												289	H	Eastern Wash.	87 49	
												294	N	UTSA	91 45	
												300	H	Weber St.	75 46	
LAST 10 Division I																
51	A	Colorado	84 69	51	H	Colorado	70 80									
76	H	Southern California	67 65	300	H	Weber St.	75 46									
7	H	UCLA	54 84	110	H	Providence	60 67									
8	A	Oregon	51 88	288	H	Nevada	68 62									
10	A	Oregon St.	48 77	244	H	Oral Roberts	78 58									

Non-Div I Games:

Utah

Average RPI Win:	290	WON-LOST	WINNING	LAST 10	STRENGTH OF	OPP. STRENGTH	TEAM	ADJ.	CONF.	ADJ CONF.
Average RPI Loss:	166	RECORD	PCT. RANK	GAMES	SCHEDULE	OF SCHEDULE	RPI	RPI	RPI	RPI
DIV. I ONLY	4- 13	296	2-8	157	276	287	287	17	17	
DIV. I NON-CONF.	4- 6	212	2-2	134	262	190	190	24	24	
TOTALS	RPI 1-25	RPI 26-50	W-L RECORDS	RPI 51-100	RPI 101-150	RPI 150+				
4- 13	0- 2	0- 0	OVERALL	0- 3	0- 1	4- 7				
3- 5	0- 0	0- 0	HOME	0- 1	0- 1	3- 3				
1- 8	0- 2	0- 0	AWAY	0- 2	0- 0	1- 4				
0- 0	0- 0	0- 0	NEUTRAL	0- 0	0- 0	0- 0				
4- 6	0- 2	0- 0	NON-CONFERENCE	0- 1	0- 1	4- 2				
3- 1	0- 0	0- 0	HOME	0- 0	0- 1	3- 0				
1- 5	0- 2	0- 0	AWAY	0- 1	0- 0	1- 2				
0- 0	0- 0	0- 0	NEUTRAL	0- 0	0- 0	0- 0				
0- 7	0- 0	0- 0	CONFERENCE	0- 2	0- 0	0- 5				
0- 4	0- 0	0- 0	HOME	0- 1	0- 0	0- 3				
0- 3	0- 0	0- 0	AWAY	0- 1	0- 0	0- 2				
0- 0	0- 0	0- 0	NEUTRAL	0- 0	0- 0	0- 0				

RPI 1-25				RPI 26-50				RPI 51-100				RPI 101+ Team's RPI: 287			
RPI	S	Opponent	Score	RPI	S	Opponent	Score	RPI	S	Opponent	Score	RPI	S	Opponent	Score
8	A	Oregon	52 109					67	A	BYU	50 67	128	H	Portland	64 70
10	A	Oregon St.	46 75					93	A	Fresno St.	64 76	154	H	San Jose St.	61 76
								96	H	Boise St.	59 65	194	H	UNLV	46 60
												223	A	Cal St. Fullerton	62 83
												249	H	North Texas	66 55
												272	A	San Diego St.	62 66
												282	H	Idaho St.	69 61
												284	A	Long Beach St.	56 48
												288	A	Nevada	60 69
												310	H	Air Force	45 62
												317	A	Utah Valley	49 57
												343	H	Seattle U	70 63
LAST 10 Division I															
				96	H	Boise St.	59 65	317	A	Utah Valley	49 57				
				288	A	Nevada	60 69	282	H	Idaho St.	69 61				
				310	H	Air Force	45 62	249	H	North Texas	66 55				
				272	A	San Diego St.	62 66	10	A	Oregon St.	46 75				
				194	H	UNLV	46 60	93	A	Fresno St.	64 76				

Non-Div I Games: Dixie St. 61 49

Utah St.

Utah Valley

Through Games Of Jan. 19, 2020

Average RPI Win:	306	WON-LOST	WINNING	LAST 10	STRENGTH OF	OPP. STRENGTH	TEAM	ADJ.	CONF.	ADJ CONF.
Average RPI Loss:	212	RECORD	PCT. RANK	GAMES	SCHEDULE	OF SCHEDULE	RPI	RPI	RPI	RPI
DIV. I ONLY	6- 9	224	6-4	338	330	317	317	32	32	
DIV. I NON-CONF.	1- 9	326	1-4	321	267	344	344	32	32	
TOTALS	RPI 1-25	RPI 26-50	W-L RECORDS	RPI 51-100	RPI 101-150	RPI 150+				
6- 9	0- 0	0- 0	OVERALL	0- 2	0- 0	6- 7				
4- 4	0- 0	0- 0	HOME	0- 0	0- 0	4- 4				
2- 5	0- 0	0- 0	AWAY	0- 2	0- 0	2- 3				
0- 0	0- 0	0- 0	NEUTRAL	0- 0	0- 0	0- 0				
1- 9	0- 0	0- 0	NON-CONFERENCE	0- 2	0- 0	1- 7				
1- 4	0- 0	0- 0	HOME	0- 0	0- 0	1- 4				
0- 5	0- 0	0- 0	AWAY	0- 2	0- 0	0- 3				
0- 0	0- 0	0- 0	NEUTRAL	0- 0	0- 0	0- 0				
5- 0	0- 0	0- 0	CONFERENCE	0- 0	0- 0	5- 0				
3- 0	0- 0	0- 0	HOME	0- 0	0- 0	3- 0				
2- 0	0- 0	0- 0	AWAY	0- 0	0- 0	2- 0				
0- 0	0- 0	0- 0	NEUTRAL	0- 0	0- 0	0- 0				

RPI S	Opponent	Score	RPI S	Opponent	Score	RPI S	Opponent	Score	RPI S	Opponent	Score
						67	A BYU	57 71	164	H Montana	52 63
						96	A Boise St.	69 77	197	H Southern Utah	58 71
									226	H UMKC	62 41
									235	A UC Riverside	53 67
									280	A UC Santa Barbara	51 59
									282	H Idaho St.	61 88
									287	H Utah St.	57 49
									288	H Nevada	57 60
									300	A Weber St.	46 72
									309	A New Mexico St.	58 54
									325	A UTRGV	76 67
									343	H Seattle U	70 58
									346	H Chicago St.	89 58
LAST 10 Division I											
325	A UTRGV	76 67	287	H Utah St.	57 49						
309	A New Mexico St.	58 54	300	A Weber St.	46 72						
343	H Seattle U	70 58	67	A BYU	57 71						
226	H UMKC	62 41	164	H Montana	52 63						
346	H Chicago St.	89 58	282	H Idaho St.	61 88						

Non-Div I Games: Antelope Valley 77 61 Ottawa (AZ) 99 50

Utah Valley

Loss, Non-Conf, S Site, H Home A Away N Neutral

VCU				STRENGTH OF SCHEDULE	OPP. STRENGTH OF SCHEDULE	TEAM RPI	ADJ. RPI	CONF. RPI	ADJ CONF. RPI
Average RPI Win:	181	WON-LOST RECORD	WINNING PCT. RANK						
Average RPI Loss:	107		LAST 10 GAMES						
DIV. I ONLY	9- 8	161	6-4	117	93	138	138	12	12
DIV. I NON-CONF.	5- 8	221	2-4	123	125	211	211	12	12

TOTALS	RPI 1-25		RPI 26-50	W-L RECORDS	RPI 51-100	RPI 101-150		RPI 150+	
9- 8	0- 0		1- 0	OVERALL	1- 4	2- 2		5- 2	
6- 3	0- 0		1- 0	HOME	0- 0	1- 2		4- 1	
2- 5	0- 0		0- 0	AWAY	1- 4	1- 0		0- 1	
1- 0	0- 0		0- 0	NEUTRAL	0- 0	0- 0		1- 0	
5- 8	0- 0		1- 0	NON-CONFERENCE	0- 4	0- 2		4- 2	
4- 3	0- 0		1- 0	HOME	0- 0	0- 2		3- 1	
0- 5	0- 0		0- 0	AWAY	0- 4	0- 0		0- 1	
1- 0	0- 0		0- 0	NEUTRAL	0- 0	0- 0		1- 0	
4- 0	0- 0		0- 0	CONFERENCE	1- 0	2- 0		1- 0	
2- 0	0- 0		0- 0	HOME	0- 0	1- 0		1- 0	
2- 0	0- 0		0- 0	AWAY	1- 0	1- 0		0- 0	
0- 0	0- 0		0- 0	NEUTRAL	0- 0	0- 0		0- 0	

RPI 1-25				RPI 26-50				RPI 51-100				RPI 101+				Team's RPI: 138
RPI	S	Opponent	Score	RPI	S	Opponent	Score	RPI	S	Opponent	Score	RPI	S	Opponent	Score	
				37	H	Old Dominion	62 49	53	A	Middle Tenn.	63 86	102	H	N.C. A&T	58 69	
								60	A	Seton Hall	33 53	124	H	Cincinnati	56 58	
								81	A	Boston College	52 87	130	H	Richmond	53 50	
								97	A	South Fla.	55 77	142	A	Rhode Island	75 54	
								98	A	Saint Louis	65 52	160	H	William & Mary	55 69	
												175	A	Southern Miss.	39 51	
												181	H	Saint Joseph's	47 40	
												235	H	UC Riverside	67 51	
												262	H	East Carolina	53 40	
												270	H	Appalachian St.	66 38	
												275	N	Omaha	74 66	

LAST 10 Division I																
				130	H	Richmond	53 50	235	H	UC Riverside	67 51					
				98	A	Saint Louis	65 52	53	A	Middle Tenn.	63 86					
				181	H	Saint Joseph's	47 40	37	H	Old Dominion	62 49					
				142	A	Rhode Island	75 54	160	H	William & Mary	55 69					
				102	H	N.C. A&T	58 69	124	H	Cincinnati	56 58					

Non-Div I Games:

VCU

■ Loss,
 ■ Non-Conf,
 ■ S Site,
 ■ H Home
 ■ A Away
 N Neutral

Valparaiso

Through Games Of Jan. 19, 2020

Average RPI Win:	278	WON-LOST	WINNING	LAST 10	STRENGTH OF	OPP. STRENGTH	TEAM	ADJ.	CONF.	ADJ CONF.
Average RPI Loss:	65	RECORD	PCT. RANK	GAMES	SCHEDULE	OF SCHEDULE	RPI	RPI	RPI	RPI
DIV. I ONLY	10- 7	123	6-4	269	145	183	183	7	7	
DIV. I NON-CONF.	8- 3	68	4-0	316	234	138	138	7	7	
TOTALS	RPI 1-25	RPI 26-50	W-L RECORDS	RPI 51-100	RPI 101-150	RPI 150+				
10- 7	0- 2	0- 1	OVERALL	0- 3	0- 0	10- 1				
4- 4	0- 1	0- 0	HOME	0- 3	0- 0	4- 0				
6- 2	0- 1	0- 0	AWAY	0- 0	0- 0	6- 1				
0- 1	0- 0	0- 1	NEUTRAL	0- 0	0- 0	0- 0				
8- 3	0- 1	0- 1	NON-CONFERENCE	0- 0	0- 0	8- 1				
4- 0	0- 0	0- 0	HOME	0- 0	0- 0	4- 0				
4- 2	0- 1	0- 0	AWAY	0- 0	0- 0	4- 1				
0- 1	0- 0	0- 1	NEUTRAL	0- 0	0- 0	0- 0				
2- 4	0- 1	0- 0	CONFERENCE	0- 3	0- 0	2- 0				
0- 4	0- 1	0- 0	HOME	0- 3	0- 0	0- 0				
2- 0	0- 0	0- 0	AWAY	0- 0	0- 0	2- 0				
0- 0	0- 0	0- 0	NEUTRAL	0- 0	0- 0	0- 0				

RPI S	Opponent	Score	RPI S	Opponent	Score	RPI S	Opponent	Score	RPI S	Opponent	Score	Team's RPI: 183
2	H Missouri St.	68 81	32	N Ohio St.	38 89	66	H Southern Ill.	51 67	162	A Toledo	61 54	
16	A Northwestern	48 69				72	H Bradley	61 75	192	A North Dakota	63 65	
						78	H Illinois St.	60 72	213	H Bowling Green	95 90	
									250	A Eastern Ill.	78 66	
									264	H Morehead St.	55 53	
									269	A Indiana St.	75 56	
									293	A North Dakota St.	66 54	
									312	A Detroit Mercy	77 58	
									327	A Evansville	88 66	
									340	H UIC	63 37	
									346	H Chicago St.	95 49	
LAST 10 Division I												
72	H Bradley	61 75	66	H Southern Ill.	51 67							
78	H Illinois St.	60 72	250	A Eastern Ill.	78 66							
327	A Evansville	88 66	346	H Chicago St.	95 49							
269	A Indiana St.	75 56	264	H Morehead St.	55 53							
2	H Missouri St.	68 81	340	H UIC	63 37							

Non-Div I Games:

Valparaiso

■ Loss,
 ■ Non-Conf, S Site,
 ■ Home
 ■ Away
 N Neutral

Vanderbilt

Through Games Of Jan. 19, 2020

Average RPI Win:	192	WON-LOST	WINNING	LAST 10	STRENGTH OF	OPP. STRENGTH	TEAM	ADJ.	CONF.	ADJ CONF.
Average RPI Loss:	44	RECORD	PCT. RANK	GAMES	SCHEDULE	OF SCHEDULE	RPI	RPI	RPI	RPI
DIV. I ONLY	12- 6	72	7-3	36	125	63	63	4	4	
DIV. I NON-CONF.	10- 3	60	5-0	70	244	59	59	5	5	
TOTALS	RPI 1-25	RPI 26-50	W-L RECORDS	RPI 51-100	RPI 101-150	RPI 150+				
12- 6	0- 2	0- 2	OVERALL	2- 1	4- 1	6- 0				
8- 3	0- 2	0- 1	HOME	1- 0	3- 0	4- 0				
3- 1	0- 0	0- 0	AWAY	1- 0	1- 1	1- 0				
1- 2	0- 0	0- 1	NEUTRAL	0- 1	0- 0	1- 0				
10- 3	0- 1	0- 1	NON-CONFERENCE	1- 1	3- 0	6- 0				
7- 1	0- 1	0- 0	HOME	1- 0	2- 0	4- 0				
2- 0	0- 0	0- 0	AWAY	0- 0	1- 0	1- 0				
1- 2	0- 0	0- 1	NEUTRAL	0- 1	0- 0	1- 0				
2- 3	0- 1	0- 1	CONFERENCE	1- 0	1- 1	0- 0				
1- 2	0- 1	0- 1	HOME	0- 0	1- 0	0- 0				
1- 1	0- 0	0- 0	AWAY	1- 0	0- 1	0- 0				
0- 0	0- 0	0- 0	NEUTRAL	0- 0	0- 0	0- 0				

RPI 1-25				RPI 26-50				RPI 51-100 Team's RPI: 63				RPI 101+			
RPI	S	Opponent	Score	RPI	S	Opponent	Score	RPI	S	Opponent	Score	RPI	S	Opponent	Score
3	H	South Carolina	57 93	26	N	Rutgers	56 62	60	N	Seton Hall	65 69	106	A	Washington	76 74
5	H	UConn	51 64	36	H	Arkansas	66 100	83	A	Georgia	63 55	136	A	Florida	60 68
								98	H	Saint Louis	62 50	145	H	Tennessee Tech	75 61
												147	H	Auburn	77 55
												149	H	Furman	74 46
												153	H	Columbia	72 51
												258	H	Eastern Ky.	75 69
												259	H	Radford	80 46
												266	N	UC Irvine	76 63
												306	H	Jacksonville St.	88 66
												334	A	Tennessee St.	106 55
LAST 10 Division I															
36	H	Arkansas	66 100	153	H	Columbia	72 51								
3	H	South Carolina	57 93	106	A	Washington	76 74								
83	A	Georgia	63 55	266	N	UC Irvine	76 63								
136	A	Florida	60 68	258	H	Eastern Ky.	75 69								
147	H	Auburn	77 55	145	H	Tennessee Tech	75 61								

Non-Div I Games:

Vanderbilt

Loss, Non-Conf, S Site, H Home A Away N Neutral

Average RPI Win:	306	WON-LOST	WINNING	LAST 10	STRENGTH OF	OPP. STRENGTH	TEAM	ADJ.	CONF.	ADJ CONF.
Average RPI Loss:	154	RECORD	PCT. RANK	GAMES	SCHEDULE	OF SCHEDULE	RPI	RPI	RPI	RPI
DIV. I ONLY	8- 9	193	6-4	284	320	251	251	28	28	
DIV. I NON-CONF.	5- 7	205	3-2	286	279	282	282	27	27	
TOTALS	RPI 1-25	RPI 26-50	W-L RECORDS	RPI 51-100	RPI 101-150	RPI 150+				
8- 9	0- 0	0- 0	OVERALL	0- 2	0- 3	8- 4				
6- 2	0- 0	0- 0	HOME	0- 0	0- 1	6- 1				
2- 7	0- 0	0- 0	AWAY	0- 2	0- 2	2- 3				
0- 0	0- 0	0- 0	NEUTRAL	0- 0	0- 0	0- 0				
5- 7	0- 0	0- 0	NON-CONFERENCE	0- 2	0- 2	5- 3				
4- 2	0- 0	0- 0	HOME	0- 0	0- 1	4- 1				
1- 5	0- 0	0- 0	AWAY	0- 2	0- 1	1- 2				
0- 0	0- 0	0- 0	NEUTRAL	0- 0	0- 0	0- 0				
3- 2	0- 0	0- 0	CONFERENCE	0- 0	0- 1	3- 1				
2- 0	0- 0	0- 0	HOME	0- 0	0- 0	2- 0				
1- 2	0- 0	0- 0	AWAY	0- 0	0- 1	1- 1				
0- 0	0- 0	0- 0	NEUTRAL	0- 0	0- 0	0- 0				

RPI 1-25				RPI 26-50				RPI 51-100				RPI 101+ Team's RPI: 251					
RPI	S	Opponent	Score	RPI	S	Opponent	Score	RPI	S	Opponent	Score	RPI	S	Opponent	Score		
								53	A	Minnesota	58	90	103	A	Stony Brook	49	67
								95	A	Loyola Chicago	76	78	123	H	Massachusetts	49	83
													142	A	Rhode Island	74	77
													156	A	Dartmouth	55	72
													184	A	Merrimack	53	78
													199	H	Binghamton	65	62
													214	H	Saint Francis (PA)	69	73
													271	H	Navy	64	56
													316	A	Albany (NY)	49	58
													319	H	Bryant	71	66
													320	H	UMBC	60	58
													324	H	NJIT	65	59
													330	H	Canisius	76	53
													336	A	Hartford	63	53
													348	A	LIU Brooklyn	73	62
LAST 10 Division I																	
				336	A	Hartford	63	53		184	A	Merrimack	53	78			
				199	H	Binghamton	65	62		348	A	LIU Brooklyn	73	62			
				320	H	UMBC	60	58		324	H	NJIT	65	59			
				103	A	Stony Brook	49	67		330	H	Canisius	76	53			
				316	A	Albany (NY)	49	58		214	H	Saint Francis (PA)	69	73			

Non-Div I Games: Norwich 86 40

Vermont

Villanova

Through Games Of Jan. 19, 2020

Average RPI Win:	144	WON-LOST	WINNING	LAST 10	STRENGTH OF	OPP. STRENGTH	TEAM	ADJ.	CONF.	ADJ CONF.
Average RPI Loss:	94	RECORD	PCT. RANK	GAMES	SCHEDULE	OF SCHEDULE	RPI	RPI	RPI	RPI
DIV. I ONLY	11- 7	112	7-3	99	39	85	85	6	6	
DIV. I NON-CONF.	6- 5	151	2-1	73	60	85	85	6	6	
TOTALS	RPI 1-25	RPI 26-50	W-L RECORDS	RPI 51-100	RPI 101-150	RPI 150+				
11- 7	0- 1	1- 1	OVERALL	2- 2	3- 2	5- 1				
6- 4	0- 1	0- 1	HOME	0- 0	2- 2	4- 0				
5- 3	0- 0	1- 0	AWAY	2- 2	1- 0	1- 1				
0- 0	0- 0	0- 0	NEUTRAL	0- 0	0- 0	0- 0				
6- 5	0- 0	0- 1	NON-CONFERENCE	1- 2	2- 1	3- 1				
3- 2	0- 0	0- 1	HOME	0- 0	1- 1	2- 0				
3- 3	0- 0	0- 0	AWAY	1- 2	1- 0	1- 1				
0- 0	0- 0	0- 0	NEUTRAL	0- 0	0- 0	0- 0				
5- 2	0- 1	1- 0	CONFERENCE	1- 0	1- 1	2- 0				
3- 2	0- 1	0- 0	HOME	0- 0	1- 1	2- 0				
2- 0	0- 0	1- 0	AWAY	1- 0	0- 0	0- 0				
0- 0	0- 0	0- 0	NEUTRAL	0- 0	0- 0	0- 0				

RPI S	Opponent	Score	RPI S	Opponent	Score	RPI S	Opponent	Score	RPI S	Opponent	Score
22	H Creighton	42 58	41	H James Madison	52 56	57	A Temple	69 74	110	H Providence	51 49
			46	A St. John's (NY)	67 62	60	A Seton Hall	61 55	114	H Butler	41 58
						83	A Georgia	63 58	117	A Fordham	73 66
						87	A Drexel	52 54	121	H Penn	70 58
									144	H George Washington	56 68
									181	H Saint Joseph's	60 44
									193	A American	54 76
									204	A La Salle	77 69
									212	H Manhattan	63 51
									219	H Xavier	66 54
									232	H Georgetown	74 53
LAST 10 Division I											
232	H Georgetown	74 53	60	A Seton Hall	61 55						
121	H Penn	70 58	22	H Creighton	42 58						
219	H Xavier	66 54	110	H Providence	51 49						
114	H Butler	41 58	204	A La Salle	77 69						
46	A St. John's (NY)	67 62	57	A Temple	69 74						

Non-Div I Games:

Villanova

Loss, Non-Conf, S Site, H Home A Away N Neutral

Average RPI Win:	102	WON-LOST	WINNING	LAST 10	STRENGTH OF	OPP. STRENGTH	TEAM	ADJ.	CONF.	ADJ CONF.
Average RPI Loss:	33	RECORD	PCT. RANK	GAMES	SCHEDULE	OF SCHEDULE	RPI	RPI	RPI	RPI
DIV. I ONLY	7- 11	229	3-7	1	21	35	35	5	5	
DIV. I NON-CONF.	5- 6	187	1-2	1	24	17	17	3	3	
TOTALS	RPI 1-25	RPI 26-50	W-L RECORDS	RPI 51-100	RPI 101-150	RPI 150+				
7- 11	0- 5	3- 3	OVERALL	2- 3	0- 0	2- 0				
4- 4	0- 2	3- 1	HOME	1- 1	0- 0	0- 0				
3- 6	0- 2	0- 2	AWAY	1- 2	0- 0	2- 0				
0- 1	0- 1	0- 0	NEUTRAL	0- 0	0- 0	0- 0				
5- 6	0- 4	2- 1	NON-CONFERENCE	1- 1	0- 0	2- 0				
3- 2	0- 2	2- 0	HOME	1- 0	0- 0	0- 0				
2- 3	0- 1	0- 1	AWAY	0- 1	0- 0	2- 0				
0- 1	0- 1	0- 0	NEUTRAL	0- 0	0- 0	0- 0				
2- 5	0- 1	1- 2	CONFERENCE	1- 2	0- 0	0- 0				
1- 2	0- 0	1- 1	HOME	0- 1	0- 0	0- 0				
1- 3	0- 1	0- 1	AWAY	1- 1	0- 0	0- 0				
0- 0	0- 0	0- 0	NEUTRAL	0- 0	0- 0	0- 0				

RPI 1-25				RPI 26-50				Team's RPI: 35	RPI 51-100				RPI 101+			
RPI	S	Opponent	Score	RPI	S	Opponent	Score		RPI	S	Opponent	Score	RPI	S	Opponent	Score
5	A	UConn	44 83	26	A	Rutgers	63 73		58	H	Bucknell	84 60	194	A	UNLV	63 55
7	H	UCLA	62 73	30	H	Virginia Tech	61 69		59	A	Wake Forest	56 62	253	A	CSUN	72 47
14	A	NC State	60 80	37	H	Old Dominion	56 53		74	H	North Carolina	47 65				
15	N	Mississippi St.	59 72	39	A	Georgia Tech	51 61		76	A	Southern California	49 59				
19	H	Kentucky	47 50	41	H	James Madison	55 49		81	A	Boston College	69 52				
				49	H	Duke	66 63									
LAST 10 Division I																
				30	H	Virginia Tech	61 69		74	H	North Carolina	47 65				
				59	A	Wake Forest	56 62		39	A	Georgia Tech	51 61				
				81	A	Boston College	69 52		15	N	Mississippi St.	59 72				
				49	H	Duke	66 63		194	A	UNLV	63 55				
				14	A	NC State	60 80		26	A	Rutgers	63 73				

Non-Div I Games:

Virginia

■ Loss,
 ■ Non-Conf,
 ■ S Site,
 ■ H Home
 ■ A Away
 N Neutral

Average RPI Win:	150	WON-LOST	WINNING	LAST 10	STRENGTH OF	OPP. STRENGTH	TEAM	ADJ.	CONF.	ADJ CONF.
Average RPI Loss:	41	RECORD	PCT. RANK	GAMES	SCHEDULE	OF SCHEDULE	RPI	RPI	RPI	RPI
DIV. I ONLY	13- 4	44	7-3	65	41	30	30	5	5	
DIV. I NON-CONF.	10- 1	19	4-0	93	100	22	22	3	3	
TOTALS	RPI 1-25	RPI 26-50	W-L RECORDS	RPI 51-100	RPI 101-150	RPI 150+				
13- 4	0- 2	2- 1	OVERALL	3- 1	3- 0	5- 0				
8- 0	0- 0	1- 0	HOME	2- 0	1- 0	4- 0				
2- 3	0- 2	1- 1	AWAY	0- 0	0- 0	1- 0				
3- 1	0- 0	0- 0	NEUTRAL	1- 1	2- 0	0- 0				
10- 1	0- 0	1- 0	NON-CONFERENCE	2- 1	3- 0	4- 0				
6- 0	0- 0	1- 0	HOME	1- 0	1- 0	3- 0				
1- 0	0- 0	0- 0	AWAY	0- 0	0- 0	1- 0				
3- 1	0- 0	0- 0	NEUTRAL	1- 1	2- 0	0- 0				
3- 3	0- 2	1- 1	CONFERENCE	1- 0	0- 0	1- 0				
2- 0	0- 0	0- 0	HOME	1- 0	0- 0	1- 0				
1- 3	0- 2	1- 1	AWAY	0- 0	0- 0	0- 0				
0- 0	0- 0	0- 0	NEUTRAL	0- 0	0- 0	0- 0				

RPI 1-25				RPI 26-50				Team's RPI: 30	RPI 51-100				RPI 101+			
RPI	S	Opponent	Score	RPI	S	Opponent	Score		RPI	S	Opponent	Score	RPI	S	Opponent	Score
14	A	NC State	69 76	33	H	Purdue	67 54		74	H	North Carolina	76 70	108	H	Liberty	73 69
18	A	Florida St.	62 86	35	A	Virginia	69 61		83	N	Georgia	72 77	126	N	Rice	54 45
				49	A	Duke	67 72		84	N	Belmont	60 58	134	N	Wichita St.	84 63
									86	H	Davidson	88 68	210	A	George Mason	77 58
													214	H	Saint Francis (PA)	105 41
													241	H	Gardner-Webb	87 65
													302	H	Pittsburgh	68 56
													307	H	UMES	86 43
LAST 10 Division I																
35	A	Virginia	69 61	18	A	Florida St.	62 86									
49	A	Duke	67 72	134	N	Wichita St.	84 63									
302	H	Pittsburgh	68 56	126	N	Rice	54 45									
74	H	North Carolina	76 70	241	H	Gardner-Webb	87 65									
14	A	NC State	69 76	33	H	Purdue	67 54									

Non-Div I Games:

Virginia Tech

■ Loss,
 ■ Non-Conf,
 ■ S Site,
 ■ H Home
 ■ A Away
 N Neutral

Average RPI Win:	321	WON-LOST	WINNING	LAST 10	STRENGTH OF	OPP. STRENGTH	TEAM	ADJ.	CONF.	ADJ CONF.
Average RPI Loss:	132	RECORD	PCT. RANK	GAMES	SCHEDULE	OF SCHEDULE	RPI	RPI	RPI	RPI
DIV. I ONLY	4- 11	285	1-9	114	329	268	268	29	29	
DIV. I NON-CONF.	3- 7	252	0-5	45	328	206	206	29	29	
TOTALS	RPI 1-25	RPI 26-50	W-L RECORDS	RPI 51-100	RPI 101-150	RPI 150+				
4- 11	0- 1	0- 1	OVERALL	0- 2	0- 3	4- 4				
4- 2	0- 0	0- 0	HOME	0- 0	0- 1	4- 1				
0- 9	0- 1	0- 1	AWAY	0- 2	0- 2	0- 3				
0- 0	0- 0	0- 0	NEUTRAL	0- 0	0- 0	0- 0				
3- 7	0- 1	0- 1	NON-CONFERENCE	0- 2	0- 2	3- 1				
3- 1	0- 0	0- 0	HOME	0- 0	0- 1	3- 0				
0- 6	0- 1	0- 1	AWAY	0- 2	0- 1	0- 1				
0- 0	0- 0	0- 0	NEUTRAL	0- 0	0- 0	0- 0				
1- 4	0- 0	0- 0	CONFERENCE	0- 0	0- 1	1- 3				
1- 1	0- 0	0- 0	HOME	0- 0	0- 0	1- 1				
0- 3	0- 0	0- 0	AWAY	0- 0	0- 1	0- 2				
0- 0	0- 0	0- 0	NEUTRAL	0- 0	0- 0	0- 0				

RPI 1-25				RPI 26-50				RPI 51-100				RPI 101+ Team's RPI: 268			
RPI	S	Opponent	Score	RPI	S	Opponent	Score	RPI	S	Opponent	Score	RPI	S	Opponent	Score
20	A	Maryland	56 119	45	A	Yale	68 87	89	A	Colgate	58 74	103	H	Stony Brook	45 66
								90	A	Rider	63 77	114	A	Butler	58 74
												132	A	Robert Morris	47 51
												161	A	Youngstown St.	42 64
												214	A	Mt. St. Mary's	63 78
												214	A	Saint Francis (PA)	50 51
												274	H	Sacred Heart	65 79
												305	H	St. Francis Brooklyn	74 66
												320	H	UMBC	67 60
												324	H	NJIT	61 59
												335	H	Saint Peter's	90 89
LAST 10 Division I															
305	H	St. Francis Brooklyn	74 66	45	A	Yale	68 87	89	A	Colgate	58 74	103	H	Stony Brook	45 66
214	A	Saint Francis (PA)	50 51	90	A	Rider	63 77	114	A	Butler	58 74	132	A	Robert Morris	47 51
132	A	Robert Morris	47 51	161	A	Youngstown St.	42 64	214	A	Mt. St. Mary's	63 78	274	H	Sacred Heart	65 79
274	H	Sacred Heart	65 79												
214	A	Mt. St. Mary's	63 78												

Non-Div I Games: Staten Island 81 57

Wagner

Wake Forest

Through Games Of Jan. 19, 2020

Average RPI Win:	137	WON-LOST	WINNING	LAST 10	STRENGTH OF	OPP. STRENGTH	TEAM	ADJ.	CONF.	ADJ CONF.
Average RPI Loss:	74	RECORD	PCT. RANK	GAMES	SCHEDULE	OF SCHEDULE	RPI	RPI	RPI	RPI
DIV. I ONLY	11- 7	112	7-3	59	15	59	59	5	5	
DIV. I NON-CONF.	7- 4	100	3-0	136	124	108	108	3	3	
TOTALS	RPI 1-25	RPI 26-50	W-L RECORDS	RPI 51-100	RPI 101-150	RPI 150+				
11- 7	0- 2	3- 2	OVERALL	1- 1	3- 1	4- 1				
7- 2	0- 0	2- 0	HOME	0- 1	1- 1	4- 0				
2- 5	0- 2	1- 2	AWAY	0- 0	1- 0	0- 1				
2- 0	0- 0	0- 0	NEUTRAL	1- 0	1- 0	0- 0				
7- 4	0- 0	0- 1	NON-CONFERENCE	1- 1	3- 1	3- 1				
4- 2	0- 0	0- 0	HOME	0- 1	1- 1	3- 0				
1- 2	0- 0	0- 1	AWAY	0- 0	1- 0	0- 1				
2- 0	0- 0	0- 0	NEUTRAL	1- 0	1- 0	0- 0				
4- 3	0- 2	3- 1	CONFERENCE	0- 0	0- 0	1- 0				
3- 0	0- 0	2- 0	HOME	0- 0	0- 0	1- 0				
1- 3	0- 2	1- 1	AWAY	0- 0	0- 0	0- 0				
0- 0	0- 0	0- 0	NEUTRAL	0- 0	0- 0	0- 0				

RPI 1-25				RPI 26-50				RPI 51-100				RPI 101+			
RPI	S	Opponent	Score	RPI	S	Opponent	Score	RPI	S	Opponent	Score	RPI	S	Opponent	Score
1	A	Louisville	61 75	35	H	Virginia	62 56	62	H	Charlotte	65 77	107	A	Elon	69 57
14	A	NC State	45 59	39	H	Georgia Tech	65 60	88	N	Dayton	78 59	119	H	UNC Greensboro	65 67
				46	A	St. John's (NY)	74 82					131	H	Campbell	74 46
				49	A	Duke	60 58					136	N	Florida	73 68
				50	A	Miami (FL)	56 59					171	H	Clemson	63 58
												228	A	ETSU	60 67
												239	H	UNCW	65 55
												248	H	Col. of Charleston	106 50
												262	H	East Carolina	76 53
LAST 10 Division I															
14	A	NC State	45 59	49	A	Duke	60 58								
35	H	Virginia	62 56	50	A	Miami (FL)	56 59								
1	A	Louisville	61 75	136	N	Florida	73 68								
171	H	Clemson	63 58	88	N	Dayton	78 59								
39	H	Georgia Tech	65 60	131	H	Campbell	74 46								

Non-Div I Games:

Wake Forest

■ Loss,
 ■ Non-Conf,
 ■ S Site,
 ■ H Home
 ■ A Away
 N Neutral

Average RPI Win:	179	WON-LOST	WINNING	LAST 10	STRENGTH OF	OPP. STRENGTH	TEAM	ADJ.	CONF.	ADJ CONF.
Average RPI Loss:	75	RECORD	PCT. RANK	GAMES	SCHEDULE	OF SCHEDULE	RPI	RPI	RPI	RPI
DIV. I ONLY	10- 7	123	4-6	85	38	106	106	1	1	
DIV. I NON-CONF.	8- 3	68	2-2	198	115	124	124	1	1	
TOTALS	RPI 1-25	RPI 26-50	W-L RECORDS	RPI 51-100	RPI 101-150	RPI 150+				
10- 7	1- 1	0- 2	OVERALL	2- 2	1- 1	6- 1				
4- 6	0- 0	0- 2	HOME	0- 2	1- 1	3- 1				
3- 1	0- 1	0- 0	AWAY	2- 0	0- 0	1- 0				
3- 0	1- 0	0- 0	NEUTRAL	0- 0	0- 0	2- 0				
8- 3	1- 0	0- 0	NON-CONFERENCE	0- 1	1- 1	6- 1				
4- 3	0- 0	0- 0	HOME	0- 1	1- 1	3- 1				
1- 0	0- 0	0- 0	AWAY	0- 0	0- 0	1- 0				
3- 0	1- 0	0- 0	NEUTRAL	0- 0	0- 0	2- 0				
2- 4	0- 1	0- 2	CONFERENCE	2- 1	0- 0	0- 0				
0- 3	0- 0	0- 2	HOME	0- 1	0- 0	0- 0				
2- 1	0- 1	0- 0	AWAY	2- 0	0- 0	0- 0				
0- 0	0- 0	0- 0	NEUTRAL	0- 0	0- 0	0- 0				

RPI	S	Opponent	Score	RPI	S	Opponent	Score	RPI	S	Opponent	Score	RPI	S	Opponent	Score	Team's RPI: 106
4	A	Stanford	56 77	28	H	Arizona St.	50 67	63	H	Vanderbilt	74 76	127	H	Tulane	62 64	
6	N	Iowa	70 63	42	H	Arizona	58 66	73	A	Washington St.	65 56	146	H	CSU Bakersfield	80 49	
								73	H	Washington St.	59 66	155	A	San Diego	65 47	
								100	A	California	67 64	187	H	Hawaii	50 62	
												203	N	Iona	65 34	
												227	H	San Francisco	73 54	
												234	N	Howard	75 58	
												300	H	Weber St.	94 41	
												343	H	Seattle U	78 46	
LAST 10 Division I																
42	H	Arizona	58 66	73	A	Washington St.	65 56									
28	H	Arizona St.	50 67	63	H	Vanderbilt	74 76									
73	H	Washington St.	59 66	227	H	San Francisco	73 54									
4	A	Stanford	56 77	155	A	San Diego	65 47									
100	A	California	67 64	187	H	Hawaii	50 62									

Non-Div I Games:

Washington

■ Loss,
 ■ Non-Conf,
 S Site,
 ■ Home
 ■ Away
 N Neutral

Average RPI Win:	186	WON-LOST	WINNING	LAST 10	STRENGTH OF	OPP. STRENGTH	TEAM	ADJ.	CONF.	ADJ CONF.
Average RPI Loss:	29	RECORD	PCT. RANK	GAMES	SCHEDULE	OF SCHEDULE	RPI	RPI	RPI	RPI
DIV. I ONLY	9- 9	169	4-6	16	20	73	73	1	1	
DIV. I NON-CONF.	7- 5	130	2-2	53	27	82	82	1	1	
TOTALS	RPI 1-25	RPI 26-50	W-L RECORDS	RPI 51-100	RPI 101-150	RPI 150+				
9- 9	0- 5	0- 3	OVERALL	3- 0	1- 1	5- 0				
5- 4	0- 1	0- 2	HOME	1- 0	0- 1	4- 0				
3- 2	0- 1	0- 1	AWAY	2- 0	1- 0	0- 0				
1- 3	0- 3	0- 0	NEUTRAL	0- 0	0- 0	1- 0				
7- 5	0- 4	0- 1	NON-CONFERENCE	2- 0	0- 0	5- 0				
5- 1	0- 1	0- 0	HOME	1- 0	0- 0	4- 0				
1- 1	0- 0	0- 1	AWAY	1- 0	0- 0	0- 0				
1- 3	0- 3	0- 0	NEUTRAL	0- 0	0- 0	1- 0				
2- 4	0- 1	0- 2	CONFERENCE	1- 0	1- 1	0- 0				
0- 3	0- 0	0- 2	HOME	0- 0	0- 1	0- 0				
2- 1	0- 1	0- 0	AWAY	1- 0	1- 0	0- 0				
0- 0	0- 0	0- 0	NEUTRAL	0- 0	0- 0	0- 0				

RPI 1-25				RPI 26-50				RPI 51-100 Team's RPI: 73				RPI 101+			
RPI	S	Opponent	Score	RPI	S	Opponent	Score	RPI	S	Opponent	Score	RPI	S	Opponent	Score
3	N	South Carolina	53 68	28	H	Arizona St.	56 65	67	H	BYU	67 50	106	A	Washington	66 59
4	A	Stanford	58 77	42	H	Arizona	67 74	96	A	Boise St.	80 68	106	H	Washington	56 65
9	H	Gonzaga	53 76	50	A	Miami (FL)	68 74	100	A	California	96 75	236	N	Southern U.	69 54
11	N	Indiana	44 78									253	H	CSUN	71 61
12	N	Baylor	66 89									261	H	Pepperdine	85 48
												266	H	UC Irvine	87 59
												292	H	Ark.-Pine Bluff	85 56
LAST 10 Division I															
28	H	Arizona St.	56 65	106	H	Washington	56 65								
42	H	Arizona	67 74	50	A	Miami (FL)	68 74								
106	A	Washington	66 59	236	N	Southern U.	69 54								
100	A	California	96 75	266	H	UC Irvine	87 59								
4	A	Stanford	58 77	9	H	Gonzaga	53 76								

Non-Div I Games:

Washington St.

RPI 1-25				RPI 26-50				RPI 51-100				RPI 101+				Team's RPI: 300	
RPI	S	Opponent	Score	RPI	S	Opponent	Score	RPI	S	Opponent	Score	RPI	S	Opponent	Score		
7	A	UCLA	45 85									106	A	Washington	41 94		
												112	A	Utah	46 75		
												113	A	Pacific	53 76		
												120	A	Idaho	50 70		
												128	H	Portland	59 78		
												200	A	Northern Colo.	65 60		
												206	A	UTEP	51 70		
												211	H	Northern Ariz.	82 88		
												235	A	UC Riverside	64 54		
												282	H	Idaho St.	54 65		
												289	A	Eastern Wash.	53 63		
												309	A	New Mexico St.	47 77		
												317	H	Utah Valley	72 46		
												338	H	Sacramento St.	67 91		
EAST 10 Division I																	
				282	H	Idaho St.	54 65	289	A	Eastern Wash.	53 63						
				338	H	Sacramento St.	67 91	112	A	Utah	46 75						
				200	A	Northern Colo.	65 60	317	H	Utah Valley	72 46						
				211	H	Northern Ariz.	82 88	309	A	New Mexico St.	47 77						
				120	A	Idaho	50 70	206	A	UTEP	51 70						

Weber St.

West Virginia

Through Games Of Jan. 19, 2020

Average RPI Win:	163	WON-LOST	WINNING	LAST 10	STRENGTH OF	OPP. STRENGTH	TEAM	ADJ.	CONF.	ADJ CONF.
Average RPI Loss:	20	RECORD	PCT. RANK	GAMES	SCHEDULE	OF SCHEDULE	RPI	RPI	RPI	RPI
DIV. I ONLY	13- 3	31	8-2	64	53	29	29	3	3	
DIV. I NON-CONF.	10- 1	19	5-0	161	110	35	35	4	4	
TOTALS	RPI 1-25	RPI 26-50	W-L RECORDS	RPI 51-100	RPI 101-150	RPI 150+				
13- 3	1- 2	0- 1	OVERALL	4- 0	0- 0	8- 0				
6- 1	0- 0	0- 1	HOME	1- 0	0- 0	5- 0				
3- 1	1- 1	0- 0	AWAY	1- 0	0- 0	1- 0				
4- 1	0- 1	0- 0	NEUTRAL	2- 0	0- 0	2- 0				
10- 1	1- 1	0- 0	NON-CONFERENCE	2- 0	0- 0	7- 0				
5- 0	0- 0	0- 0	HOME	0- 0	0- 0	5- 0				
1- 0	1- 0	0- 0	AWAY	0- 0	0- 0	0- 0				
4- 1	0- 1	0- 0	NEUTRAL	2- 0	0- 0	2- 0				
3- 2	0- 1	0- 1	CONFERENCE	2- 0	0- 0	1- 0				
1- 1	0- 0	0- 1	HOME	1- 0	0- 0	0- 0				
2- 1	0- 1	0- 0	AWAY	1- 0	0- 0	1- 0				
0- 0	0- 0	0- 0	NEUTRAL	0- 0	0- 0	0- 0				

RPI 1-25				RPI 26-50				Team's RPI: 29	RPI 51-100				RPI 101+			
RPI	S	Opponent	Score	RPI	S	Opponent	Score		RPI	S	Opponent	Score	RPI	S	Opponent	Score
12	A	Baylor	51 91	27	H	Oklahoma	49 73		52	H	Texas	68 63	152	H	Cornell	68 62
15	A	Mississippi St.	71 65						69	A	Kansas	68 49	169	N	Norfolk St.	72 55
22	N	Creighton	75 82						92	N	Syracuse	71 69	178	N	New Mexico	73 60
									99	N	Michigan St.	63 57	180	A	Kansas St.	74 63
													214	H	Saint Francis (PA)	74 45
													259	H	Radford	74 37
													297	H	Presbyterian	56 40
													342	H	Coppin St.	82 47
LAST 10 Division I																
12	A	Baylor	51 91	152	H	Cornell	68 62									
27	H	Oklahoma	49 73	92	N	Syracuse	71 69									
52	H	Texas	68 63	99	N	Michigan St.	63 57									
69	A	Kansas	68 49	169	N	Norfolk St.	72 55									
180	A	Kansas St.	74 63	15	A	Mississippi St.	71 65									

Non-Div I Games:

West Virginia

■ Loss,
 ■ Non-Conf, S Site,
 ■ Home
 ■ Away
 N Neutral

Average RPI Win:	339	WON-LOST	WINNING	LAST 10	STRENGTH OF	OPP. STRENGTH	TEAM	ADJ.	CONF.	ADJ CONF.
Average RPI Loss:	180	RECORD	PCT. RANK	GAMES	SCHEDULE	OF SCHEDULE	RPI	RPI	RPI	RPI
DIV. I ONLY	1- 15	346	1-9	156	338	328	328	23	23	
DIV. I NON-CONF.	1- 12	335	1-6	110	347	323	323	20	20	
TOTALS	RPI 1-25	RPI 26-50	W-L RECORDS	RPI 51-100	RPI 101-150	RPI 150+				
1- 15	0- 0	0- 0	OVERALL	0- 2	0- 5	1- 8				
1- 8	0- 0	0- 0	HOME	0- 0	0- 3	1- 5				
0- 7	0- 0	0- 0	AWAY	0- 2	0- 2	0- 3				
0- 0	0- 0	0- 0	NEUTRAL	0- 0	0- 0	0- 0				
1- 12	0- 0	0- 0	NON-CONFERENCE	0- 2	0- 4	1- 6				
1- 6	0- 0	0- 0	HOME	0- 0	0- 3	1- 3				
0- 6	0- 0	0- 0	AWAY	0- 2	0- 1	0- 3				
0- 0	0- 0	0- 0	NEUTRAL	0- 0	0- 0	0- 0				
0- 3	0- 0	0- 0	CONFERENCE	0- 0	0- 1	0- 2				
0- 2	0- 0	0- 0	HOME	0- 0	0- 0	0- 2				
0- 1	0- 0	0- 0	AWAY	0- 0	0- 1	0- 0				
0- 0	0- 0	0- 0	NEUTRAL	0- 0	0- 0	0- 0				

RPI	S	Opponent	Score	RPI	S	Opponent	Score	RPI	S	Opponent	Score	RPI	S	Opponent	Score	Team's RPI: 328
74	A	North Carolina	55	92	107	A	Elon	24	68	109	H	Coastal Caro.	43	66		
86	A	Davidson	51	101	119	A	UNC Greensboro	43	54	131	H	Campbell	40	61		
					145	H	Tennessee Tech	58	62	186	H	Cleveland St.	61	68		
					202	H	Chattanooga	52	59	228	H	ETSU	57	62		
					231	H	UNC Asheville	47	64	241	A	Gardner-Webb	62	88		
					248	A	Col. of Charleston	62	73	265	H	Winthrop	60	63		
					332	A	USC Upstate	62	70	339	H	Charleston So.	69	64		
LAST 10 Division I																
119	A	UNC Greensboro	43	54	145	H	Tennessee Tech	58	62							
228	H	ETSU	57	62	186	H	Cleveland St.	61	68							
202	H	Chattanooga	52	59	339	H	Charleston So.	69	64							
248	A	Col. of Charleston	62	73	241	A	Gardner-Webb	62	88							
265	H	Winthrop	60	63	109	H	Coastal Caro.	43	66							

Non-Div I Games: Southern Wesleyan 70 37 UVa-Wise 64 55

Western Caro.

Average RPI Win:	278	WON-LOST	WINNING	LAST 10	STRENGTH OF	OPP. STRENGTH	TEAM	ADJ.	CONF.	ADJ CONF.
Average RPI Loss:	89	RECORD	PCT. RANK	GAMES	SCHEDULE	OF SCHEDULE	RPI	RPI	RPI	RPI
DIV. I ONLY	7- 9	206	6-4	217	157	216	216	20	20	
DIV. I NON-CONF.	3- 7	252	2-2	172	145	240	240	19	19	
TOTALS	RPI 1-25	RPI 26-50	W-L RECORDS	RPI 51-100	RPI 101-150	RPI 150+				
7- 9	0- 0	0- 3	OVERALL	0- 4	0- 1	7- 1				
5- 2	0- 0	0- 1	HOME	0- 1	0- 0	5- 0				
2- 5	0- 0	0- 2	AWAY	0- 2	0- 1	2- 0				
0- 2	0- 0	0- 0	NEUTRAL	0- 1	0- 0	0- 1				
3- 7	0- 0	0- 2	NON-CONFERENCE	0- 3	0- 1	3- 1				
2- 1	0- 0	0- 0	HOME	0- 1	0- 0	2- 0				
1- 4	0- 0	0- 2	AWAY	0- 1	0- 1	1- 0				
0- 2	0- 0	0- 0	NEUTRAL	0- 1	0- 0	0- 1				
4- 2	0- 0	0- 1	CONFERENCE	0- 1	0- 0	4- 0				
3- 1	0- 0	0- 1	HOME	0- 0	0- 0	3- 0				
1- 1	0- 0	0- 0	AWAY	0- 1	0- 0	1- 0				
0- 0	0- 0	0- 0	NEUTRAL	0- 0	0- 0	0- 0				

RPI 1-25				RPI 26-50				RPI 51-100				RPI 101+				Team's RPI: 216	
RPI	S	Opponent	Score	RPI	S	Opponent	Score	RPI	S	Opponent	Score	RPI	S	Opponent	Score		
				33	A	Purdue	59 66	66	N	Southern Ill.	65 79	143	A	Missouri	89 97		
				38	A	Drake	75 94	72	H	Bradley	49 84	168	H	Southeast Mo. St.	97 91		
				43	H	South Dakota	65 96	78	A	Illinois St.	65 78	244	H	Oral Roberts	75 61		
								82	A	South Dakota St.	45 75	250	N	Eastern Ill.	52 60		
												269	H	Indiana St.	83 72		
												293	A	North Dakota St.	79 78		
												295	H	Denver	82 75		
												329	H	Purdue Fort Wayne	79 68		
												346	A	Chicago St.	88 78		
LAST 10 Division I																	
				244	H	Oral Roberts	75 61	43	H	South Dakota	65 96						
				295	H	Denver	82 75	250	N	Eastern Ill.	52 60						
				329	H	Purdue Fort Wayne	79 68	66	N	Southern Ill.	65 79						
				82	A	South Dakota St.	45 75	168	H	Southeast Mo. St.	97 91						
				293	A	North Dakota St.	79 78	346	A	Chicago St.	88 78						

Non-Div I Games: Culver-Stockton 82 76 Ill.-Springfield 91 51 Mo. Baptist 90 69

Western Ill.

Average RPI Win:	125	WON-LOST	WINNING	LAST 10	STRENGTH OF	OPP. STRENGTH	TEAM	ADJ.	CONF.	ADJ CONF.
Average RPI Loss:	102	RECORD	PCT. RANK	GAMES	SCHEDULE	OF SCHEDULE	RPI	RPI	RPI	RPI
DIV. I ONLY	11- 6	88	6-4	62	17	34	34	13	13	
DIV. I NON-CONF.	8- 3	68	3-1	115	5	29	29	14	14	
TOTALS	RPI 1-25	RPI 26-50	W-L RECORDS	RPI 51-100	RPI 101-150	RPI 150+				
11- 6	1- 1	1- 2	OVERALL	4- 0	0- 1	5- 2				
6- 0	1- 0	1- 0	HOME	2- 0	0- 0	2- 0				
4- 6	0- 1	0- 2	AWAY	2- 0	0- 1	2- 2				
1- 0	0- 0	0- 0	NEUTRAL	0- 0	0- 0	1- 0				
8- 3	1- 1	1- 1	NON-CONFERENCE	2- 0	0- 0	4- 1				
4- 0	1- 0	1- 0	HOME	1- 0	0- 0	1- 0				
3- 3	0- 1	0- 1	AWAY	1- 0	0- 0	2- 1				
1- 0	0- 0	0- 0	NEUTRAL	0- 0	0- 0	1- 0				
3- 3	0- 0	0- 1	CONFERENCE	2- 0	0- 1	1- 1				
2- 0	0- 0	0- 0	HOME	1- 0	0- 0	1- 0				
1- 3	0- 0	0- 1	AWAY	1- 0	0- 1	0- 1				
0- 0	0- 0	0- 0	NEUTRAL	0- 0	0- 0	0- 0				

RPI 1-25				RPI 26-50				Team's RPI: 34				RPI 51-100				RPI 101+			
RPI	S	Opponent	Score	RPI	S	Opponent	Score	RPI	S	Opponent	Score	RPI	S	Opponent	Score	RPI	S	Opponent	Score
1	A	Louisville	56 75	27	H	Oklahoma	74 63	53	H	Middle Tenn.	71 63	126	A	Rice	65 73				
23	H	Central Mich.	93 58	33	A	Purdue	50 67	62	A	Charlotte	60 56	159	H	UAB	69 65				
				37	A	Old Dominion	65 76	80	A	Ball St.	91 86	163	A	Samford	88 84				
								84	H	Belmont	77 46	167	A	Saint Mary's (CA)	73 80				
												201	H	Little Rock	77 58				
												205	N	Tulsa	76 63				
												249	A	North Texas	54 61				
												322	A	Mercer	75 62				
LAST 10 Division I																			
				62	A	Charlotte	60 56	249	A	North Texas	54 61								
				37	A	Old Dominion	65 76	33	A	Purdue	50 67								
				53	H	Middle Tenn.	71 63	163	A	Samford	88 84								
				159	H	UAB	69 65	80	A	Ball St.	91 86								
				126	A	Rice	65 73	27	H	Oklahoma	74 63								

Non-Div I Games:

Western Ky.

■ Loss,
■ Non-Conf,
■ S Site,
■ H Home
■ A Away
N Neutral

Average RPI Win:	237	WON-LOST	WINNING	LAST 10	STRENGTH OF	OPP. STRENGTH	TEAM	ADJ.	CONF.	ADJ CONF.
Average RPI Loss:	114	RECORD	PCT. RANK	GAMES	SCHEDULE	OF SCHEDULE	RPI	RPI	RPI	RPI
DIV. I ONLY	9- 6	119	7-3	151	237	129	129	10	10	
DIV. I NON-CONF.	6- 4	122	4-1	259	325	172	172	10	10	
TOTALS	RPI 1-25	RPI 26-50	W-L RECORDS	RPI 51-100	RPI 101-150	RPI 150+				
9- 6	0- 1	0- 0	OVERALL	2- 1	0- 2	7- 2				
4- 2	0- 1	0- 0	HOME	1- 0	0- 0	3- 1				
3- 3	0- 0	0- 0	AWAY	1- 1	0- 1	2- 1				
2- 1	0- 0	0- 0	NEUTRAL	0- 0	0- 1	2- 0				
6- 4	0- 0	0- 0	NON-CONFERENCE	1- 1	0- 1	5- 2				
2- 1	0- 0	0- 0	HOME	0- 0	0- 0	2- 1				
2- 2	0- 0	0- 0	AWAY	1- 1	0- 0	1- 1				
2- 1	0- 0	0- 0	NEUTRAL	0- 0	0- 1	2- 0				
3- 2	0- 1	0- 0	CONFERENCE	1- 0	0- 1	2- 0				
2- 1	0- 1	0- 0	HOME	1- 0	0- 0	1- 0				
1- 1	0- 0	0- 0	AWAY	0- 0	0- 1	1- 0				
0- 0	0- 0	0- 0	NEUTRAL	0- 0	0- 0	0- 0				

RPI 1-25				RPI 26-50				RPI 51-100				RPI 101+ Team's RPI: 129			
RPI	S	Opponent	Score	RPI	S	Opponent	Score	RPI	S	Opponent	Score	RPI	S	Opponent	Score
23	H	Central Mich.	70 80					56	A	Michigan	55 76	103	N	Stony Brook	47 50
								75	H	Ohio	73 72	104	A	Kent St.	63 75
								95	A	Loyola Chicago	70 60	162	H	Toledo	84 72
												189	H	Fla. Atlantic	79 80
												198	A	Akron	56 51
												206	A	UTEP	46 76
												295	N	Denver	79 70
												309	N	New Mexico St.	79 76
												312	H	Detroit Mercy	82 67
												340	A	UIC	80 52
												346	H	Chicago St.	90 69
LAST 10 Division I															
23	H	Central Mich.	70 80	95	A	Loyola Chicago	70 60								
75	H	Ohio	73 72	103	N	Stony Brook	47 50								
104	A	Kent St.	63 75	295	N	Denver	79 70								
198	A	Akron	56 51	346	H	Chicago St.	90 69								
162	H	Toledo	84 72	340	A	UIC	80 52								

Non-Div I Games: Kentucky St. 80 41

Western Mich.

■ Loss,
■ Non-Conf,
■ S Site,
■ H Home
■ A Away
N Neutral

Average RPI Win:	205	WON-LOST	WINNING	LAST 10	STRENGTH OF	OPP. STRENGTH	TEAM	ADJ.	CONF.	ADJ CONF.
Average RPI Loss:	68	RECORD	PCT. RANK	GAMES	SCHEDULE	OF SCHEDULE	RPI	RPI	RPI	RPI
DIV. I ONLY	11- 7	112	6-4	204	44	134	134	9	9	
DIV. I NON-CONF.	8- 5	117	3-2	238	54	141	141	9	9	
TOTALS	RPI 1-25	RPI 26-50	W-L RECORDS	RPI 51-100	RPI 101-150	RPI 150+				
11- 7	0- 3	1- 2	OVERALL	1- 0	1- 1	8- 1				
8- 2	0- 0	1- 1	HOME	1- 0	0- 1	6- 0				
2- 4	0- 3	0- 0	AWAY	0- 0	0- 0	2- 1				
1- 1	0- 0	0- 1	NEUTRAL	0- 0	1- 0	0- 0				
8- 5	0- 2	1- 2	NON-CONFERENCE	0- 0	1- 0	6- 1				
6- 1	0- 0	1- 1	HOME	0- 0	0- 0	5- 0				
1- 3	0- 2	0- 0	AWAY	0- 0	0- 0	1- 1				
1- 1	0- 0	0- 1	NEUTRAL	0- 0	1- 0	0- 0				
3- 2	0- 1	0- 0	CONFERENCE	1- 0	0- 1	2- 0				
2- 1	0- 0	0- 0	HOME	1- 0	0- 1	1- 0				
1- 1	0- 1	0- 0	AWAY	0- 0	0- 0	1- 0				
0- 0	0- 0	0- 0	NEUTRAL	0- 0	0- 0	0- 0				

RPI	S	Opponent	Score	RPI	S	Opponent	Score	RPI	S	Opponent	Score	RPI	S	Opponent	Score	Team's RPI: 134
2	A	Missouri St.	55 68	27	H	Oklahoma	88 83	57	H	Temple	72 70	111	N	Montana St.	66 64	
5	A	UConn	55 83	30	N	Virginia Tech	63 84					127	H	Tulane	56 61	
22	A	Creighton	46 56	48	H	UNI	50 61					174	H	Eastern Mich.	63 52	
												205	H	Tulsa	57 46	
												236	H	Southern U.	69 63	
												244	A	Oral Roberts	66 79	
												256	A	Louisiana Tech	88 80	
												262	A	East Carolina	61 53	
												292	H	Ark.-Pine Bluff	100 50	
												299	H	Houston Baptist	59 42	
												341	H	Grambling	77 65	
LAST 10 Division I																
				57	H	Temple	72 70					341	H	Grambling	77 65	
				205	H	Tulsa	57 46					30	N	Virginia Tech	63 84	
				262	A	East Carolina	61 53					111	N	Montana St.	66 64	
				127	H	Tulane	56 61					292	H	Ark.-Pine Bluff	100 50	
				5	A	UConn	55 83					22	A	Creighton	46 56	

Non-Div I Games:

Wichita St.

■ Loss,
■ Non-Conf,
■ S Site,
■ H Home
■ A Away
N Neutral

William & Mary

Through Games Of Jan. 19, 2020

Average RPI Win:	245	WON-LOST	WINNING	LAST 10	STRENGTH OF	OPP. STRENGTH	TEAM	ADJ.	CONF.	ADJ CONF.
Average RPI Loss:	117	RECORD	PCT. RANK	GAMES	SCHEDULE	OF SCHEDULE	RPI	RPI	RPI	RPI
DIV. I ONLY	12- 5	67	6-4	324	114	160	160	14	14	
DIV. I NON-CONF.	9- 2	39	3-1	339	92	139	139	13	13	
TOTALS	RPI 1-25	RPI 26-50	W-L RECORDS	RPI 51-100	RPI 101-150	RPI 150+				
12- 5	0- 0	0- 2	OVERALL	0- 0	2- 2	10- 1				
5- 2	0- 0	0- 1	HOME	0- 0	0- 0	5- 1				
7- 3	0- 0	0- 1	AWAY	0- 0	2- 2	5- 0				
0- 0	0- 0	0- 0	NEUTRAL	0- 0	0- 0	0- 0				
9- 2	0- 0	0- 1	NON-CONFERENCE	0- 0	2- 1	7- 0				
4- 1	0- 0	0- 1	HOME	0- 0	0- 0	4- 0				
5- 1	0- 0	0- 0	AWAY	0- 0	2- 1	3- 0				
0- 0	0- 0	0- 0	NEUTRAL	0- 0	0- 0	0- 0				
3- 3	0- 0	0- 1	CONFERENCE	0- 0	0- 1	3- 1				
1- 1	0- 0	0- 0	HOME	0- 0	0- 0	1- 1				
2- 2	0- 0	0- 1	AWAY	0- 0	0- 1	2- 0				
0- 0	0- 0	0- 0	NEUTRAL	0- 0	0- 0	0- 0				

RPI 1-25			RPI 26-50			RPI 51-100			RPI 101+ Team's RPI: 160		
RPI	S	Opponent	Score	RPI	S	Opponent	Score	RPI	S	Opponent	Score
				37	H	Old Dominion	58 69	130	A	Richmond	73 76
				41	A	James Madison	70 84	138	A	VCU	69 55
								140	A	Northeastern	55 61
								144	A	George Washington	63 51
								169	H	Norfolk St.	65 56
								176	A	Towson	83 75
								239	H	UNCW	55 72
								248	H	Col. of Charleston	85 60
								260	A	Delaware St.	73 52
								262	A	East Carolina	78 68
								263	A	Army West Point	77 65
								307	H	UMES	78 50
								315	A	Hofstra	66 53
								320	H	UMBC	76 48
								336	H	Hartford	61 44
LAST 10 Division I											
140	A	Northeastern	55 61	41	A	James Madison	70 84				
315	A	Hofstra	66 53	144	A	George Washington	63 51				
248	H	Col. of Charleston	85 60	169	H	Norfolk St.	65 56				
239	H	UNCW	55 72	138	A	VCU	69 55				
176	A	Towson	83 75	37	H	Old Dominion	58 69				

Non-Div I Games:

William & Mary

Loss, Non-Conf, S Site, H Home A Away N Neutral

Average RPI Win:	276	WON-LOST	WINNING	LAST 10	STRENGTH OF	OPP. STRENGTH	TEAM	ADJ.	CONF.	ADJ CONF.
Average RPI Loss:	192	RECORD	PCT. RANK	GAMES	SCHEDULE	OF SCHEDULE	RPI	RPI	RPI	RPI
DIV. I ONLY	7- 9	206	6-4	316	267	265	265	27	27	
DIV. I NON-CONF.	3- 6	235	2-1	327	209	301	301	30	30	
TOTALS	RPI 1-25	RPI 26-50	W-L RECORDS	RPI 51-100	RPI 101-150	RPI 150+				
7- 9	0- 1	0- 1	OVERALL	0- 0	0- 1	7- 6				
3- 3	0- 0	0- 0	HOME	0- 0	0- 0	3- 3				
4- 5	0- 1	0- 1	AWAY	0- 0	0- 1	4- 2				
0- 1	0- 0	0- 0	NEUTRAL	0- 0	0- 0	0- 1				
3- 6	0- 1	0- 1	NON-CONFERENCE	0- 0	0- 0	3- 4				
0- 3	0- 0	0- 0	HOME	0- 0	0- 0	0- 3				
3- 2	0- 1	0- 1	AWAY	0- 0	0- 0	3- 0				
0- 1	0- 0	0- 0	NEUTRAL	0- 0	0- 0	0- 1				
4- 3	0- 0	0- 0	CONFERENCE	0- 0	0- 1	4- 2				
3- 0	0- 0	0- 0	HOME	0- 0	0- 0	3- 0				
1- 3	0- 0	0- 0	AWAY	0- 0	0- 1	1- 2				
0- 0	0- 0	0- 0	NEUTRAL	0- 0	0- 0	0- 0				

RPI 1-25				RPI 26-50				RPI 51-100				RPI 101+ Team's RPI: 265			
RPI	S	Opponent	Score	RPI	S	Opponent	Score	RPI	S	Opponent	Score	RPI	S	Opponent	Score
19	A	Kentucky	36 91	37	A	Old Dominion	44 68					131	A	Campbell	47 63
												173	H	Hampton	72 66
												203	H	Iona	61 68
												239	A	UNCW	75 63
												239	H	High Point	69 63
												241	A	Gardner-Webb	59 71
												248	H	Col. of Charleston	73 84
												259	A	Radford	53 54
												296	H	Ga. Southern	47 91
												297	H	Presbyterian	61 54
												298	N	Wofford	59 60
												326	A	N.C. Central	56 46
												328	A	Western Caro.	63 60
												332	A	USC Upstate	52 38
LAST 10 Division I															
259	A	Radford	53 54	239	H	High Point	69 63								
131	A	Campbell	47 63	173	H	Hampton	72 66								
297	H	Presbyterian	61 54	328	A	Western Caro.	63 60								
332	A	USC Upstate	52 38	239	A	UNCW	75 63								
241	A	Gardner-Webb	59 71	19	A	Kentucky	36 91								

Non-Div I Games:

Winthrop

■ Loss,
 ■ Non-Conf,
 ■ S Site,
 ■ H Home
 ■ A Away
 N Neutral

Average RPI Win:	234	WON-LOST	WINNING	LAST 10	STRENGTH OF	OPP. STRENGTH	TEAM	ADJ.	CONF.	ADJ CONF.
Average RPI Loss:	44	RECORD	PCT. RANK	GAMES	SCHEDULE	OF SCHEDULE	RPI	RPI	RPI	RPI
DIV. I ONLY	9- 9	169	4-6	76	89	139	139	2	2	
DIV. I NON-CONF.	8- 3	68	3-0	208	216	100	100	2	2	
TOTALS	RPI 1-25	RPI 26-50	W-L RECORDS	RPI 51-100	RPI 101-150	RPI 150+				
9- 9	0- 1	0- 5	OVERALL	2- 3	0- 0	7- 0				
7- 3	0- 1	0- 1	HOME	1- 1	0- 0	6- 0				
1- 5	0- 0	0- 3	AWAY	0- 2	0- 0	1- 0				
1- 1	0- 0	0- 1	NEUTRAL	1- 0	0- 0	0- 0				
8- 3	0- 0	0- 2	NON-CONFERENCE	2- 1	0- 0	6- 0				
6- 0	0- 0	0- 0	HOME	1- 0	0- 0	5- 0				
1- 2	0- 0	0- 1	AWAY	0- 1	0- 0	1- 0				
1- 1	0- 0	0- 1	NEUTRAL	1- 0	0- 0	0- 0				
1- 6	0- 1	0- 3	CONFERENCE	0- 2	0- 0	1- 0				
1- 3	0- 1	0- 1	HOME	0- 1	0- 0	1- 0				
0- 3	0- 0	0- 2	AWAY	0- 1	0- 0	0- 0				
0- 0	0- 0	0- 0	NEUTRAL	0- 0	0- 0	0- 0				

RPI	S	Opponent	Score	RPI	S	Opponent	Score	RPI	S	Opponent	Score	RPI	S	Opponent	Score	Team's RPI: 139
6	H	Iowa	78 85	26	H	Rutgers	61 64	51	A	Colorado	57 74	191	H	Penn St.	71 65	
				33	A	Purdue	61 72	56	H	Michigan	56 68	250	H	Eastern Ill.	63 55	
				36	N	Arkansas	64 68	80	N	Ball St.	67 56	283	H	Milwaukee	71 40	
				39	A	Georgia Tech	41 60	94	H	North Florida	75 62	293	A	North Dakota St.	64 63	
				47	A	Nebraska	50 65	99	A	Michigan St.	52 69	298	H	Wofford	78 65	
												301	H	Prairie View	68 42	
												314	H	Alabama St.	85 67	
LAST 10 Division I																
6	H	Iowa	78 85	33	A	Purdue	61 72									
56	H	Michigan	56 68	26	H	Rutgers	61 64									
99	A	Michigan St.	52 69	301	H	Prairie View	68 42									
47	A	Nebraska	50 65	314	H	Alabama St.	85 67									
191	H	Penn St.	71 65	293	A	North Dakota St.	64 63									

Non-Div I Games:

Wisconsin

■ Loss,
 ■ Non-Conf,
 ■ S Site,
 ■ H Home
 ■ A Away
 N Neutral

Average RPI Win:	272	WON-LOST	WINNING	LAST 10	STRENGTH OF	OPP. STRENGTH	TEAM	ADJ.	CONF.	ADJ CONF.
Average RPI Loss:	186	RECORD	PCT. RANK	GAMES	SCHEDULE	OF SCHEDULE	RPI	RPI	RPI	RPI
DIV. I ONLY	6- 10	238	4-6	304	251	298	298	23	23	
DIV. I NON-CONF.	4- 8	235	2-4	222	325	296	296	20	20	
TOTALS	RPI 1-25	RPI 26-50	W-L RECORDS	RPI 51-100	RPI 101-150	RPI 150+				
6- 10	0- 0	0- 0	OVERALL	0- 1	0- 3	6- 6				
4- 4	0- 0	0- 0	HOME	0- 0	0- 1	4- 3				
1- 6	0- 0	0- 0	AWAY	0- 1	0- 2	1- 3				
1- 0	0- 0	0- 0	NEUTRAL	0- 0	0- 0	1- 0				
4- 8	0- 0	0- 0	NON-CONFERENCE	0- 1	0- 3	4- 4				
3- 3	0- 0	0- 0	HOME	0- 0	0- 1	3- 2				
0- 5	0- 0	0- 0	AWAY	0- 1	0- 2	0- 2				
1- 0	0- 0	0- 0	NEUTRAL	0- 0	0- 0	1- 0				
2- 2	0- 0	0- 0	CONFERENCE	0- 0	0- 0	2- 2				
1- 1	0- 0	0- 0	HOME	0- 0	0- 0	1- 1				
1- 1	0- 0	0- 0	AWAY	0- 0	0- 0	1- 1				
0- 0	0- 0	0- 0	NEUTRAL	0- 0	0- 0	0- 0				

RPI S	Opponent	Score	RPI S	Opponent	Score	RPI S	Opponent	Score	RPI S	Opponent	Score	Team's RPI: 298
						69	A Kansas	64 83	109	H Coastal Caro.	73 78	
									139	A Wisconsin	65 78	
									147	A Auburn	82 84	
									163	H Samford	58 74	
									202	A Chattanooga	76 80	
									224	A Northern Ky.	72 80	
									228	A ETSU	76 47	
									231	H UNC Asheville	75 38	
									241	A Gardner-Webb	53 67	
									265	N Winthrop	60 59	
									270	H Appalachian St.	51 54	
									286	H Longwood	79 76	
									296	H Ga. Southern	57 70	
									297	H Presbyterian	67 60	
									322	H Mercer	77 49	
LAST 10 Division I												
228	A	ETSU	76	47	224	A	Northern Ky.	72	80			
202	A	Chattanooga	76	80	231	H	UNC Asheville	75	38			
322	H	Mercer	77	49	270	H	Appalachian St.	51	54			
163	H	Samford	58	74	296	H	Ga. Southern	57	70			
69	A	Kansas	64	83	297	H	Presbyterian	67	60			

Non-Div I Games: Brevard 82 34 Erskine 100 38 UNKNOWN 89 38

Wofford

Loss, Non-Conf, S Site, H Home A Away N Neutral

Average RPI Win:	216	WON-LOST	WINNING	LAST 10	STRENGTH OF	OPP. STRENGTH	TEAM	ADJ.	CONF.	ADJ CONF.
Average RPI Loss:	130	RECORD	PCT. RANK	GAMES	SCHEDULE	OF SCHEDULE	RPI	RPI	RPI	RPI
DIV. I ONLY	9- 8	161	5-5	181	165	133	133	19	19	
DIV. I NON-CONF.	4- 6	212	0-3	182	58	175	175	18	18	
TOTALS	RPI 1-25	RPI 26-50	W-L RECORDS	RPI 51-100	RPI 101-150	RPI 150+				
9- 8	0- 0	0- 0	OVERALL	0- 4	1- 2	8- 2				
3- 1	0- 0	0- 0	HOME	0- 0	1- 1	2- 0				
5- 5	0- 0	0- 0	AWAY	0- 3	0- 1	5- 1				
1- 2	0- 0	0- 0	NEUTRAL	0- 1	0- 0	1- 1				
4- 6	0- 0	0- 0	NON-CONFERENCE	0- 3	1- 2	3- 1				
1- 1	0- 0	0- 0	HOME	0- 0	1- 1	0- 0				
2- 3	0- 0	0- 0	AWAY	0- 2	0- 1	2- 0				
1- 2	0- 0	0- 0	NEUTRAL	0- 1	0- 0	1- 1				
5- 2	0- 0	0- 0	CONFERENCE	0- 1	0- 0	5- 1				
2- 0	0- 0	0- 0	HOME	0- 0	0- 0	2- 0				
3- 2	0- 0	0- 0	AWAY	0- 1	0- 0	3- 1				
0- 0	0- 0	0- 0	NEUTRAL	0- 0	0- 0	0- 0				

RPI 1-25			RPI 26-50			RPI 51-100			RPI 101+			Team's RPI: 133
RPI	S	Opponent	Score	RPI	S	Opponent	Score	RPI	S	Opponent	Score	
						55 A IUPUI	60 80	115 H Abilene Christian		64 83		
						61 A UCF	53 69	116 A UT Arlington		62 68		
						64 A Iowa St.	71 79	146 H CSU Bakersfield		65 60		
						69 N Kansas	63 74	161 H Youngstown St.		91 41		
								182 A Green Bay		70 58		
								186 H Cleveland St.		78 62		
								209 A SMU		69 61		
								219 A Xavier		86 74		
								224 A Northern Ky.		63 55		
								278 N St. Bonaventure		56 57		
								279 N Loyola Maryland		66 51		
								283 A Milwaukee		58 60		
								340 A UIC		58 43		
LAST 10 Division I												
224 A		Northern Ky.	63 55	182 A		Green Bay	70 58					
55 A		IUPUI	60 80	283 A		Milwaukee	58 60					
340 A		UIC	58 43	61 A		UCF	53 69					
161 H		Youngstown St.	91 41	278 N		St. Bonaventure	56 57					
186 H		Cleveland St.	78 62	64 A		Iowa St.	71 79					

Non-Div I Games: Marian (IN) 64 60

Wright St.

Loss, Non-Conf, S Site, H Home A Away N Neutral

Wyoming

Through Games Of Jan. 19, 2020

Average RPI Win: 240	WON-LOST	WINNING	LAST 10	STRENGTH OF	OPP. STRENGTH	TEAM	ADJ.	CONF.	ADJ CONF.
Average RPI Loss: 161	RECORD	PCT. RANK	GAMES	SCHEDULE	OF SCHEDULE	RPI	RPI	RPI	RPI
DIV. I ONLY	7- 9	206	4-6	203	247	217	217	17	17
DIV. I NON-CONF.	3- 5	224	1-2	213	220	261	261	24	24
TOTALS	RPI 1-25	RPI 26-50	W-L RECORDS	RPI 51-100	RPI 101-150	RPI 150+			
7- 9	0- 1	0- 0	OVERALL	1- 3	0- 0	6- 5			
4- 4	0- 1	0- 0	HOME	1- 1	0- 0	3- 2			
3- 5	0- 0	0- 0	AWAY	0- 2	0- 0	3- 3			
0- 0	0- 0	0- 0	NEUTRAL	0- 0	0- 0	0- 0			
3- 5	0- 1	0- 0	NON-CONFERENCE	0- 2	0- 0	3- 2			
2- 3	0- 1	0- 0	HOME	0- 1	0- 0	2- 1			
1- 2	0- 0	0- 0	AWAY	0- 1	0- 0	1- 1			
0- 0	0- 0	0- 0	NEUTRAL	0- 0	0- 0	0- 0			
4- 4	0- 0	0- 0	CONFERENCE	1- 1	0- 0	3- 3			
2- 1	0- 0	0- 0	HOME	1- 0	0- 0	1- 1			
2- 3	0- 0	0- 0	AWAY	0- 1	0- 0	2- 2			
0- 0	0- 0	0- 0	NEUTRAL	0- 0	0- 0	0- 0			

RPI	S	Opponent	Score	RPI	S	Opponent	Score	RPI	S	Opponent	Score	RPI	S	Opponent	Score	Team's RPI: 217
9	H	Gonzaga	54 65					51	H	Colorado	56 66	167	H	Saint Mary's (CA)	69 67	
								82	A	South Dakota St.	40 67	178	A	New Mexico	73 66	
								93	A	Fresno St.	59 89	194	A	UNLV	53 65	
								96	H	Boise St.	73 68	200	H	Northern Colo.	44 46	
												257	H	Colorado St.	49 56	
												272	A	San Diego St.	60 67	
												288	H	Nevada	83 59	
												293	A	North Dakota St.	66 57	
												295	A	Denver	57 71	
												310	A	Air Force	65 63	
												351	H	Mississippi Val.	95 22	
LAST 10 Division I																
		93	A	Fresno St.	59	89		96	H	Boise St.	73	68				
		288	H	Nevada	83	59		9	H	Gonzaga	54	65				
		194	A	UNLV	53	65		200	H	Northern Colo.	44	46				
		272	A	San Diego St.	60	67		351	H	Mississippi Val.	95	22				
		257	H	Colorado St.	49	56		178	A	New Mexico	73	66				

Non-Div I Games: Colo. Christian 70 31

Wyoming

■ Loss,
 ■ Non-Conf, S Site,
 ■ Home
 ■ Away
 N Neutral

Average RPI Win:	172	WON-LOST	WINNING	LAST 10	STRENGTH OF	OPP. STRENGTH	TEAM	ADJ.	CONF.	ADJ CONF.
Average RPI Loss:	90	RECORD	PCT. RANK	GAMES	SCHEDULE	OF SCHEDULE	RPI	RPI	RPI	RPI
DIV. I ONLY	2- 16	337	1-9	18	80	219	219	6	6	
DIV. I NON-CONF.	1- 10	329	0-3	16	146	245	245	6	6	
TOTALS	RPI 1-25	RPI 26-50	W-L RECORDS	RPI 51-100	RPI 101-150	RPI 150+				
2- 16	0- 2	0- 2	OVERALL	0- 6	1- 5	1- 1				
1- 9	0- 1	0- 2	HOME	0- 2	1- 3	0- 1				
1- 5	0- 0	0- 0	AWAY	0- 4	0- 1	1- 0				
0- 2	0- 1	0- 0	NEUTRAL	0- 0	0- 1	0- 0				
1- 10	0- 1	0- 0	NON-CONFERENCE	0- 4	1- 4	0- 1				
1- 4	0- 0	0- 0	HOME	0- 1	1- 2	0- 1				
0- 4	0- 0	0- 0	AWAY	0- 3	0- 1	0- 0				
0- 2	0- 1	0- 0	NEUTRAL	0- 0	0- 1	0- 0				
1- 6	0- 1	0- 2	CONFERENCE	0- 2	0- 1	1- 0				
0- 5	0- 1	0- 2	HOME	0- 1	0- 1	0- 0				
1- 1	0- 0	0- 0	AWAY	0- 1	0- 0	1- 0				
0- 0	0- 0	0- 0	NEUTRAL	0- 0	0- 0	0- 0				

RPI 1-25				RPI 26-50				RPI 51-100				RPI 101+ Team's RPI: 219			
RPI	S	Opponent	Score	RPI	S	Opponent	Score	RPI	S	Opponent	Score	RPI	S	Opponent	Score
13	H	DePaul	68 91	40	H	Marquette	60 80	51	H	Colorado	53 62	112	H	Utah	70 63
16	N	Northwestern	59 79	46	H	St. John's (NY)	67 75	57	A	Temple	65 78	114	H	Butler	70 78
								60	H	Seton Hall	61 83	124	H	Cincinnati	78 85
								80	A	Ball St.	49 70	132	A	Robert Morris	57 71
								85	A	Villanova	54 66	133	H	Wright St.	74 86
								90	A	Rider	57 64	136	N	Florida	64 67
												232	A	Georgetown	85 64
												258	H	Eastern Ky.	55 56
LAST 10 Division I															
40	H	Marquette	60 80	60	H	Seton Hall	61 83								
13	H	DePaul	68 91	46	H	St. John's (NY)	67 75								
85	A	Villanova	54 66	16	N	Northwestern	59 79								
232	A	Georgetown	85 64	136	N	Florida	64 67								
114	H	Butler	70 78	124	H	Cincinnati	78 85								

Non-Div I Games:

Xavier

■ Loss,
 ■ Non-Conf,
 S Site,
 ■ Home
 ■ Away
 N Neutral

Average RPI Win:	200	WON-LOST	WINNING	LAST 10	STRENGTH OF	OPP. STRENGTH	TEAM	ADJ.	CONF.	ADJ CONF.
Average RPI Loss:	47	RECORD	PCT. RANK	GAMES	SCHEDULE	OF SCHEDULE	RPI	RPI	RPI	RPI
DIV. I ONLY	11- 3	38	8-2	101	181	45	45	8	8	
DIV. I NON-CONF.	10- 3	60	7-2	105	197	51	51	8	8	
TOTALS	RPI 1-25	RPI 26-50	W-L RECORDS	RPI 51-100	RPI 101-150	RPI 150+				
11- 3	0- 1	0- 1	OVERALL	2- 1	2- 0	7- 0				
6- 1	0- 0	0- 1	HOME	0- 0	1- 0	5- 0				
4- 2	0- 1	0- 0	AWAY	1- 1	1- 0	2- 0				
1- 0	0- 0	0- 0	NEUTRAL	1- 0	0- 0	0- 0				
10- 3	0- 1	0- 1	NON-CONFERENCE	2- 1	2- 0	6- 0				
5- 1	0- 0	0- 1	HOME	0- 0	1- 0	4- 0				
4- 2	0- 1	0- 0	AWAY	1- 1	1- 0	2- 0				
1- 0	0- 0	0- 0	NEUTRAL	1- 0	0- 0	0- 0				
1- 0	0- 0	0- 0	CONFERENCE	0- 0	0- 0	1- 0				
1- 0	0- 0	0- 0	HOME	0- 0	0- 0	1- 0				
0- 0	0- 0	0- 0	AWAY	0- 0	0- 0	0- 0				
0- 0	0- 0	0- 0	NEUTRAL	0- 0	0- 0	0- 0				

RPI 1-25				RPI 26-50				RPI 51-100				RPI 101+			
RPI	S	Opponent	Score	RPI	S	Opponent	Score	RPI	S	Opponent	Score	RPI	S	Opponent	Score
7	A	UCLA	65 100	46	H	St. John's (NY)	66 80	74	A	North Carolina	66 63	110	H	Providence	82 79
								89	A	Colgate	67 70	140	A	Northeastern	78 63
								93	N	Fresno St.	87 67	208	H	Quinnipiac	63 59
												225	A	UMass Lowell	67 59
												229	H	Brown	79 72
												254	A	LMU (CA)	81 65
												268	H	Wagner	87 68
												274	H	Sacred Heart	87 40
												322	H	Mercer	68 60
LAST 10 Division I															
229	H	Brown	79 72	46	H	St. John's (NY)	66 80	254	A	LMU (CA)	81 65				
322	H	Mercer	68 60					93	N	Fresno St.	87 67				
268	H	Wagner	87 68					7	A	UCLA	65 100				
74	A	North Carolina	66 63					140	A	Northeastern	78 63				
274	H	Sacred Heart	87 40												

Non-Div I Games:

Yale

Average RPI Win:	246	WON-LOST	WINNING	LAST 10	STRENGTH OF	OPP. STRENGTH	TEAM	ADJ.	CONF.	ADJ CONF.
Average RPI Loss:	141	RECORD	PCT. RANK	GAMES	SCHEDULE	OF SCHEDULE	RPI	RPI	RPI	RPI
DIV. I ONLY	9- 7	139	6-4	251	241	161	161	19	19	
DIV. I NON-CONF.	5- 4	140	2-1	236	177	157	157	18	18	
TOTALS	RPI 1-25	RPI 26-50	W-L RECORDS	RPI 51-100	RPI 101-150	RPI 150+				
9- 7	0- 1	0- 0	OVERALL	1- 0	0- 3	8- 3				
5- 1	0- 0	0- 0	HOME	1- 0	0- 1	4- 0				
4- 6	0- 1	0- 0	AWAY	0- 0	0- 2	4- 3				
0- 0	0- 0	0- 0	NEUTRAL	0- 0	0- 0	0- 0				
5- 4	0- 1	0- 0	NON-CONFERENCE	0- 0	0- 2	5- 1				
3- 1	0- 0	0- 0	HOME	0- 0	0- 1	3- 0				
2- 3	0- 1	0- 0	AWAY	0- 0	0- 1	2- 1				
0- 0	0- 0	0- 0	NEUTRAL	0- 0	0- 0	0- 0				
4- 3	0- 0	0- 0	CONFERENCE	1- 0	0- 1	3- 2				
2- 0	0- 0	0- 0	HOME	1- 0	0- 0	1- 0				
2- 3	0- 0	0- 0	AWAY	0- 0	0- 1	2- 2				
0- 0	0- 0	0- 0	NEUTRAL	0- 0	0- 0	0- 0				

RPI 1-25				RPI 26-50				RPI 51-100				RPI 101+ Team's RPI: 161			
RPI	S	Opponent	Score	RPI	S	Opponent	Score	RPI	S	Opponent	Score	RPI	S	Opponent	Score
11	A	Indiana	56 93					55	H	IUPUI	75 73	104	H	Kent St.	73 82
												132	A	Robert Morris	43 58
												133	A	Wright St.	41 91
												174	H	Eastern Mich.	79 77
												186	A	Cleveland St.	52 60
												198	A	Akron	62 91
												214	A	Saint Francis (PA)	56 46
												224	A	Northern Ky.	56 75
												258	A	Eastern Ky.	72 63
												267	A	Oakland	79 74
												268	H	Wagner	64 42
												312	A	Detroit Mercy	62 47
												330	H	Canisius	87 59
												340	H	UIC	77 65
LAST 10 Division I															
312	A	Detroit Mercy	62 47	340	H	UIC	77 65								
267	A	Oakland	79 74	55	H	IUPUI	75 73								
186	A	Cleveland St.	52 60	11	A	Indiana	56 93								
133	A	Wright St.	41 91	214	A	Saint Francis (PA)	56 46								
224	A	Northern Ky.	56 75	258	A	Eastern Ky.	72 63								

Non-Div I Games: Lake Erie 83 48 Muskingum 92 46

Youngstown St.

Loss, Non-Conf, S Site, H Home A Away N Neutral