

Average RPI		Win: 277	Loss: 162	WON-LOST RECORD	WINNING PCT. RANK	LAST 10 GAMES	STRENGTH OF SCHEDULE	OPP. STRENGTH OF SCHEDULE	TEAM RPI	ADJ. RPI	CONF. RPI	ADJ. CONF. RPI
DIV. I ONLY				6- 6	168	7-3	323	243	272	272	26	26
DIV. I NON-CONF.				2- 5	264	0- 0	274	245	297	297	22	22
TOTALS		RPI 1-25		RPI 26-50		W-L RECORDS		RPI 51-100		RPI 101-150		RPI 150+
6- 6		0- 0		0- 0		OVERALL		0- 1		0- 1		6- 4
3- 3		0- 0		0- 0		HOME		0- 0		0- 1		3- 2
2- 2		0- 0		0- 0		AWAY		0- 1		0- 0		2- 1
1- 1		0- 0		0- 0		NEUTRAL		0- 0		0- 0		1- 1
2- 5		0- 0		0- 0		NON-CONFERENCE		0- 0		0- 1		2- 4
0- 3		0- 0		0- 0		HOME		0- 0		0- 1		0- 2
1- 1		0- 0		0- 0		AWAY		0- 0		0- 0		1- 1
1- 1		0- 0		0- 0		NEUTRAL		0- 0		0- 0		1- 1
4- 1		0- 0		0- 0		CONFERENCE		0- 1		0- 0		4- 0
3- 0		0- 0		0- 0		HOME		0- 0		0- 0		3- 0
1- 1		0- 0		0- 0		AWAY		0- 1		0- 0		1- 0
0- 0		0- 0		0- 0		NEUTRAL		0- 0		0- 0		0- 0

RPI 1-25				RPI 26-50				RPI 51-100				RPI 101+ Team's RPI: 272			
RPI	S	Opponent	Score	RPI	S	Opponent	Score	RPI	S	Opponent	Score	RPI	S	Opponent	Score
								62	A	Lamar University	58 76	135	H	Texas St.	53 60
												160	A	Texas Tech	61 78
												180	H	New Mexico St.	65 67
												189	N	Prairie View	59 67
												216	H	Sam Houston St.	76 61
												248	A	UTRGV	59 49
												248	H	UTRGV	57 70
												264	N	Louisiana	64 63
												284	H	New Orleans	57 51
												324	H	Northwestern St.	79 55
												328	A	Central Ark.	73 65
LAST 12 Division I GAMES:															
												284	H	New Orleans	57 51
												216	H	Sam Houston St.	76 61
												324	H	Northwestern St.	79 55
												62	A	Lamar University	58 76
												328	A	Central Ark.	73 65
												180	H	New Mexico St.	65 67
												248	H	UTRGV	57 70
												189	N	Prairie View	59 67
												264	N	Louisiana	64 63
												135	H	Texas St.	53 60
												160	A	Texas Tech	61 78
												248	A	UTRGV	59 49

Non-Div I Games:	Schreiner	64	34	UNKNOWN	78	40	Tex. A&M Int'l	84	36	Texas Lutheran	73	49	A&M-Corpus Christi
------------------	-----------	----	----	---------	----	----	----------------	----	----	----------------	----	----	--------------------

■ Loss, ■ Non-Conf, S Site, H Home A Away N Neutral

Average RPI Win:	269	WON-LOST	WINNING	LAST 10	STRENGTH OF	OPP. STRENGTH	TEAM	ADJ.	CONF.	ADJ CONF.
Average RPI Loss:	135	RECORD	PCT. RANK	GAMES	SCHEDULE	OF SCHEDULE	RPI	RPI	RPI	RPI

DIV. I ONLY	8- 5	107	6-4	317	209	172	172	26	26
DIV. I NON-CONF.	3- 4	199	0- 0	143	132	141	141	22	22

TOTALS	RPI 1-25	RPI 26-50	W-L RECORDS	RPI 51-100	RPI 101-150	RPI 150+			
8- 5	0- 0	0- 0	OVERALL	0- 2	0- 1	8- 2			
1- 1	0- 0	0- 0	HOME	0- 1	0- 0	1- 0			
6- 4	0- 0	0- 0	AWAY	0- 1	0- 1	6- 2			
1- 0	0- 0	0- 0	NEUTRAL	0- 0	0- 0	1- 0			
3- 4	0- 0	0- 0	NON-CONFERENCE	0- 2	0- 1	3- 1			
0- 1	0- 0	0- 0	HOME	0- 1	0- 0	0- 0			
2- 3	0- 0	0- 0	AWAY	0- 1	0- 1	2- 1			
1- 0	0- 0	0- 0	NEUTRAL	0- 0	0- 0	1- 0			
5- 1	0- 0	0- 0	CONFERENCE	0- 0	0- 0	5- 1			
1- 0	0- 0	0- 0	HOME	0- 0	0- 0	1- 0			
4- 1	0- 0	0- 0	AWAY	0- 0	0- 0	4- 1			
0- 0	0- 0	0- 0	NEUTRAL	0- 0	0- 0	0- 0			

RPI 1-25				RPI 26-50				RPI 51-100				RPI 101+ Team's RPI: 172			
RPI	S	Opponent	Score	RPI	S	Opponent	Score	RPI	S	Opponent	Score	RPI	S	Opponent	Score
								64	H	Arkansas	68 80	137	A	Tulsa	63 75
								81	A	FGCU	65 81	160	A	Texas Tech	54 105
												180	A	New Mexico St.	58 46
												216	A	Sam Houston St.	91 79
												233	A	Southeastern La.	71 74
												241	N	Texas Southern	81 39
												261	A	UTEP	70 69
												284	A	New Orleans	59 52
												320	H	McNeese	109 52
												322	A	Houston Baptist	72 62
												324	A	Northwestern St.	72 63

LAST 12 Division I GAMES:															
324	A	Northwestern St.	72 63	160	A	Texas Tech	54 105	81	A	FGCU	65 81	64	H	Arkansas	68 80
322	A	Houston Baptist	72 62									137	A	Tulsa	63 75
233	A	Southeastern La.	71 74									261	A	UTEP	70 69
320	H	McNeese	109 52									241	N	Texas Southern	81 39
216	A	Sam Houston St.	91 79												
284	A	New Orleans	59 52												

Non-Div I Games: Eastern N.M. 78 46 Southwest (NM) 90 47 Howard Payne 98 43 Schreiner 90 43 Abilene Christian

Average RPI Win:	240	WON-LOST	WINNING	LAST 10	STRENGTH OF	OPP. STRENGTH	TEAM	ADJ.	CONF.	ADJ CONF.
Average RPI Loss:	133	RECORD	PCT. RANK	GAMES	SCHEDULE	OF SCHEDULE	RPI	RPI	RPI	RPI
DIV. I ONLY	5- 11	259	2-8	122	186	218	218	13	13	
DIV. I NON-CONF.	3- 7	256	0- 0	74	240	200	200	11	11	

TOTALS	RPI 1-25	RPI 26-50	W-L RECORDS	RPI 51-100	RPI 101-150	RPI 150+				
5- 11	0- 1	0- 1	OVERALL	0- 2	1- 1	4- 6				
4- 3	0- 0	0- 0	HOME	0- 0	1- 0	3- 3				
1- 8	0- 1	0- 1	AWAY	0- 2	0- 1	1- 3				
0- 0	0- 0	0- 0	NEUTRAL	0- 0	0- 0	0- 0				
3- 7	0- 1	0- 0	NON-CONFERENCE	0- 2	1- 1	2- 3				
2- 2	0- 0	0- 0	HOME	0- 0	1- 0	1- 2				
1- 5	0- 1	0- 0	AWAY	0- 2	0- 1	1- 1				
0- 0	0- 0	0- 0	NEUTRAL	0- 0	0- 0	0- 0				
2- 4	0- 0	0- 1	CONFERENCE	0- 0	0- 0	2- 3				
2- 1	0- 0	0- 0	HOME	0- 0	0- 0	2- 1				
0- 3	0- 0	0- 1	AWAY	0- 0	0- 0	0- 2				
0- 0	0- 0	0- 0	NEUTRAL	0- 0	0- 0	0- 0				

RPI 1-25				RPI 26-50				RPI 51-100				RPI 101+ Team's RPI: 218			
RPI	S	Opponent	Score	RPI	S	Opponent	Score	RPI	S	Opponent	Score	RPI	S	Opponent	Score
5	A	Oregon	36 82	44	A	New Mexico	57 78	52	A	Northeastern	41 54	114	H	Northern Colo.	69 57
								88	A	Minnesota	50 67	125	A	Portland	60 79
												152	H	Utah St.	44 48
												158	A	Denver	66 92
												188	H	Colorado St.	63 48
												199	H	George Mason	71 78
												205	H	Navy	47 54
												206	A	San Diego St.	61 70
												227	A	UNLV	56 66
												265	H	Nevada	79 74
												287	A	Army West Point	71 60
												344	H	Fairleigh Dickinson	85 37
LAST 12 Division I GAMES:															
265	H	Nevada	79 74	5	A	Oregon	36 82	125	A	Portland	60 79	205	H	Navy	47 54
227	A	UNLV	56 66	88	A	Minnesota	50 67	114	H	Northern Colo.	69 57	52	A	Northeastern	41 54
206	A	San Diego St.	61 70												
188	H	Colorado St.	63 48												
152	H	Utah St.	44 48												
44	A	New Mexico	57 78												

Non-Div I Games: Western St. 72 54

Air Force

Loss,
Non-Conf, S Site,
H Home
A Away
N Neutral

Average RPI Win:	279	WON-LOST	WINNING	LAST 10	STRENGTH OF	OPP. STRENGTH	TEAM	ADJ.	CONF.	ADJ CONF.
Average RPI Loss:	81	RECORD	PCT. RANK	GAMES	SCHEDULE	OF SCHEDULE	RPI	RPI	RPI	RPI
DIV. I ONLY	10- 4	67	7-3	320	188	181	181	8	8	
DIV. I NON-CONF.	8- 2	52	0- 0	343	194	195	195	8	8	

TOTALS	RPI 1-25	RPI 26-50	W-L RECORDS	RPI 51-100	RPI 101-150	RPI 150+				
10- 4	0- 2	0- 0	OVERALL	0- 0	0- 1	10- 1				
4- 2	0- 1	0- 0	HOME	0- 0	0- 0	4- 1				
2- 2	0- 1	0- 0	AWAY	0- 0	0- 1	2- 0				
4- 0	0- 0	0- 0	NEUTRAL	0- 0	0- 0	4- 0				
8- 2	0- 1	0- 0	NON-CONFERENCE	0- 0	0- 1	8- 0				
3- 1	0- 1	0- 0	HOME	0- 0	0- 0	3- 0				
1- 1	0- 0	0- 0	AWAY	0- 0	0- 1	1- 0				
4- 0	0- 0	0- 0	NEUTRAL	0- 0	0- 0	4- 0				
2- 2	0- 1	0- 0	CONFERENCE	0- 0	0- 0	2- 1				
1- 1	0- 0	0- 0	HOME	0- 0	0- 0	1- 1				
1- 1	0- 1	0- 0	AWAY	0- 0	0- 0	1- 0				
0- 0	0- 0	0- 0	NEUTRAL	0- 0	0- 0	0- 0				

RPI 1-25				RPI 26-50				RPI 51-100				RPI 101+ Team's RPI: 181			
RPI	S	Opponent	Score	RPI	S	Opponent	Score	RPI	S	Opponent	Score	RPI	S	Opponent	Score
18	A	Central Mich.	71 94									104	A	Youngstown St.	61 72
19	H	Butler	47 63									182	H	Eastern Mich.	60 72
												221	H	St. Bonaventure	67 58
												228	H	Bowling Green	74 71
												261	N	UTEP	64 57
												267	A	N. C. A&T	49 36
												280	N	Northern Ky.	77 60
												292	N	Oakland	85 65
												293	H	Canisius	62 53
												294	A	Western Mich.	72 59
												323	H	Eastern Ky.	63 54
												333	N	Jackson St.	74 57
LAST 12 Division I GAMES:															
182	H	Eastern Mich.	60 72	293	H	Canisius	62 53								
228	H	Bowling Green	74 71	19	H	Butler	47 63								
294	A	Western Mich.	72 59	221	H	St. Bonaventure	67 58								
18	A	Central Mich.	71 94	323	H	Eastern Ky.	63 54								
261	N	UTEP	64 57	104	A	Youngstown St.	61 72								
333	N	Jackson St.	74 57	280	N	Northern Ky.	77 60								

Non-Div I Games: Malone

63 44

Akron

Loss,
Non-Conf, S Site,
H Home
A Away
N Neutral

Average RPI	Win:	166	WON-LOST	WINNING	LAST 10	STRENGTH OF	OPP. STRENGTH	TEAM	ADJ.	CONF.	ADJ CONF.
Average RPI	Loss:	75	RECORD	PCT. RANK	GAMES	SCHEDULE	OF SCHEDULE	RPI	RPI	RPI	RPI
DIV. I ONLY		10- 8		141	5-5	48	72	103	103	6	6
DIV. I NON-CONF.		8- 5		120	0- 1	94	118	102	102	6	6

TOTALS	RPI 1-25		RPI 26-50		W-L RECORDS		RPI 51-100		RPI 101-150		RPI 150+
10- 8	0- 1		2- 4		OVERALL		2- 0		0- 3		6- 0
8- 2	0- 0		2- 1		HOME		1- 0		0- 1		5- 0
1- 3	0- 1		0- 2		AWAY		0- 0		0- 0		1- 0
1- 3	0- 0		0- 1		NEUTRAL		1- 0		0- 2		0- 0
8- 5	0- 0		1- 2		NON-CONFERENCE		2- 0		0- 3		5- 0
6- 1	0- 0		1- 0		HOME		1- 0		0- 1		4- 0
1- 1	0- 0		0- 1		AWAY		0- 0		0- 0		1- 0
1- 3	0- 0		0- 1		NEUTRAL		1- 0		0- 2		0- 0
2- 3	0- 1		1- 2		CONFERENCE		0- 0		0- 0		1- 0
2- 1	0- 0		1- 1		HOME		0- 0		0- 0		1- 0
0- 2	0- 1		0- 1		AWAY		0- 0		0- 0		0- 0
0- 0	0- 0		0- 0		NEUTRAL		0- 0		0- 0		0- 0

RPI 1-25				RPI 26-50				RPI 51-100				RPI 101+				Team's RPI: 103
RPI	S	Opponent	Score	RPI	S	Opponent	Score	RPI	S	Opponent	Score	RPI	S	Opponent	Score	
23	A	South Carolina	59 62	34	A	Texas A&M	43 70	89	H	Tulane	69 58	137	N	Tulsa	73 80	
				36	A	Utah	62 72	97	N	Virginia	64 52	139	N	Louisiana Tech	62 79	
				37	H	Tennessee	86 65					142	H	South Alabama	67 72	
				38	N	Miami (FL)	74 101					167	H	Grambling	73 55	
				39	H	Clemson	76 56					202	H	Florida	74 67	
				48	H	Auburn	56 66					222	A	SMU	62 61	
												233	H	Southeastern La.	88 40	
												246	H	Stetson	59 47	
												324	H	Northwestern St.	87 73	

LAST 12 Division I GAMES:																
139	N	Louisiana Tech	62 79	38	N	Miami (FL)	74 101									
37	H	Tennessee	86 65	97	N	Virginia	64 52									
34	A	Texas A&M	43 70	324	H	Northwestern St.	87 73									
48	H	Auburn	56 66	89	H	Tulane	69 58									
23	A	South Carolina	59 62	142	H	South Alabama	67 72									
202	H	Florida	74 67	137	N	Tulsa	73 80									

Non-Div I Games:

Alabama

Average RPI Win:	286	WON-LOST	WINNING	LAST 10	STRENGTH OF	OPP. STRENGTH	TEAM	ADJ.	CONF.	ADJ CONF.
Average RPI Loss:	203	RECORD	PCT. RANK	GAMES	SCHEDULE	OF SCHEDULE	RPI	RPI	RPI	RPI
DIV. I ONLY	8- 8	168	6-4	347	297	285	285	30	30	
DIV. I NON-CONF.	5- 6	177	0- 0	296	320	256	256	26	26	

TOTALS	RPI 1-25	RPI 26-50	W-L RECORDS	RPI 51-100	RPI 101-150	RPI 150+				
8- 8	0- 0	0- 0	OVERALL	0- 1	0- 0	8- 7				
3- 4	0- 0	0- 0	HOME	0- 0	0- 0	3- 4				
4- 4	0- 0	0- 0	AWAY	0- 1	0- 0	4- 3				
1- 0	0- 0	0- 0	NEUTRAL	0- 0	0- 0	1- 0				
5- 6	0- 0	0- 0	NON-CONFERENCE	0- 1	0- 0	5- 5				
2- 2	0- 0	0- 0	HOME	0- 0	0- 0	2- 2				
2- 4	0- 0	0- 0	AWAY	0- 1	0- 0	2- 3				
1- 0	0- 0	0- 0	NEUTRAL	0- 0	0- 0	1- 0				
3- 2	0- 0	0- 0	CONFERENCE	0- 0	0- 0	3- 2				
1- 2	0- 0	0- 0	HOME	0- 0	0- 0	1- 2				
2- 0	0- 0	0- 0	AWAY	0- 0	0- 0	2- 0				
0- 0	0- 0	0- 0	NEUTRAL	0- 0	0- 0	0- 0				

RPI 1-25				RPI 26-50				RPI 51-100				RPI 101+ Team's RPI: 285			
RPI	S	Opponent	Score	RPI	S	Opponent	Score	RPI	S	Opponent	Score	RPI	S	Opponent	Score
								72	A	Kansas	54 65	153	A	UAB	47 82
												162	A	Illinois	60 88
												167	H	Grambling	51 63
												198	H	Jacksonville St.	48 55
												203	N	Jacksonville	65 60
												230	H	Alabama St.	46 60
												233	H	Southeastern La.	51 48
												279	A	Murray St.	59 53
												290	A	North Florida	63 62
												300	A	Mississippi Val.	80 60
												302	H	Tennessee St.	67 57
												308	A	Austin Peay	58 75
												331	H	Lipscomb	58 62
												333	H	Jackson St.	58 55
												348	A	Ark.-Pine Bluff	78 52
LAST 12 Division I GAMES:															
230	H	Alabama St.	46 60	290	A	North Florida	63 62								
348	A	Ark.-Pine Bluff	78 52	233	H	Southeastern La.	51 48								
300	A	Mississippi Val.	80 60	198	H	Jacksonville St.	48 55								
167	H	Grambling	51 63	308	A	Austin Peay	58 75								
333	H	Jackson St.	58 55	279	A	Murray St.	59 53								
203	N	Jacksonville	65 60	153	A	UAB	47 82								

Non-Div I Games:

Alabama A&M

Average RPI Win: 322		WON-LOST	WINNING	LAST 10	STRENGTH OF		OPP. STRENGTH	TEAM	ADJ.	CONF.	ADJ CONF.
Average RPI Loss: 129		RECORD	PCT. RANK	GAMES	SCHEDULE		OF SCHEDULE	RPI	RPI	RPI	RPI
DIV. I ONLY		3- 12	308	3-7	83		301	230	230	30	30
DIV. I NON-CONF.		0- 10	336	0- 0	4		268	218	218	26	26

TOTALS		RPI 1-25		RPI 26-50	W-L RECORDS		RPI 51-100	RPI 101-150		RPI 150+	
3- 12	0- 1			0- 3	OVERALL		0- 1	0- 1		3- 6	
1- 4	0- 1			0- 0	HOME		0- 0	0- 0		1- 3	
2- 8	0- 0			0- 3	AWAY		0- 1	0- 1		2- 3	
0- 0	0- 0			0- 0	NEUTRAL		0- 0	0- 0		0- 0	
0- 10	0- 1			0- 3	NON-CONFERENCE		0- 1	0- 1		0- 4	
0- 3	0- 1			0- 0	HOME		0- 0	0- 0		0- 2	
0- 7	0- 0			0- 3	AWAY		0- 1	0- 1		0- 2	
0- 0	0- 0			0- 0	NEUTRAL		0- 0	0- 0		0- 0	
3- 2	0- 0			0- 0	CONFERENCE		0- 0	0- 0		3- 2	
1- 1	0- 0			0- 0	HOME		0- 0	0- 0		1- 1	
2- 1	0- 0			0- 0	AWAY		0- 0	0- 0		2- 1	
0- 0	0- 0			0- 0	NEUTRAL		0- 0	0- 0		0- 0	

RPI 1-25				RPI 26-50				RPI 51-100				RPI 101+ Team's RPI: 230			
RPI	S	Opponent	Score	RPI	S	Opponent	Score	RPI	S	Opponent	Score	RPI	S	Opponent	Score
23	H	South Carolina	38 94	27	A	Kentucky	35 87	90	A	Troy	46 116	142	A	South Alabama	65 77
				46	A	Georgia Tech	42 69					153	H	UAB	47 62
				48	A	Auburn	50 83					155	A	North Ala.	42 68
												167	H	Grambling	72 80
												171	A	Xavier	58 87
												224	H	Samford	51 60
												285	A	Alabama A&M	60 46
												300	A	Mississippi Val.	62 64
												333	H	Jackson St.	74 67
												348	A	Ark.-Pine Bluff	58 56

LAST 12 Division I GAMES:															
285	A	Alabama A&M	60 46	171	A	Xavier	58 87								
300	A	Mississippi Val.	62 64	153	H	UAB	47 62								
348	A	Ark.-Pine Bluff	58 56	142	A	South Alabama	65 77								
333	H	Jackson St.	74 67	46	A	Georgia Tech	42 69								
167	H	Grambling	72 80	90	A	Troy	46 116								
48	A	Auburn	50 83	155	A	North Ala.	42 68								

Non-Div I Games: Mobile 69 63

Al abama St.

■ Loss,
 ■ Non-Conf, S Site,
 ■ Home
 ■ Away
 N Neutral

Average RPI Win:	292	WON-LOST	WINNING	LAST 10	STRENGTH OF	OPP. STRENGTH	TEAM	ADJ.	CONF.	ADJ CONF.
Average RPI Loss:	187	RECORD	PCT. RANK	GAMES	SCHEDULE	OF SCHEDULE	RPI	RPI	RPI	RPI
DIV. I ONLY	6- 12	253	5-5	267	310	283	283	23	23	
DIV. I NON-CONF.	3- 10	278	0- 0	232	323	291	291	23	23	

TOTALS	RPI 1-25	RPI 26-50	W-L RECORDS	RPI 51-100	RPI 101-150	RPI 150+				
6- 12	0- 1	0- 1	OVERALL	0- 1	0- 2	6- 7				
4- 4	0- 0	0- 0	HOME	0- 0	0- 1	4- 3				
2- 8	0- 1	0- 1	AWAY	0- 1	0- 1	2- 4				
0- 0	0- 0	0- 0	NEUTRAL	0- 0	0- 0	0- 0				
3- 10	0- 1	0- 1	NON-CONFERENCE	0- 0	0- 2	3- 6				
1- 4	0- 0	0- 0	HOME	0- 0	0- 1	1- 3				
2- 6	0- 1	0- 1	AWAY	0- 0	0- 1	2- 3				
0- 0	0- 0	0- 0	NEUTRAL	0- 0	0- 0	0- 0				
3- 2	0- 0	0- 0	CONFERENCE	0- 1	0- 0	3- 1				
3- 0	0- 0	0- 0	HOME	0- 0	0- 0	3- 0				
0- 2	0- 0	0- 0	AWAY	0- 1	0- 0	0- 1				
0- 0	0- 0	0- 0	NEUTRAL	0- 0	0- 0	0- 0				

RPI 1-25				RPI 26-50				RPI 51-100				RPI 101+ Team's RPI: 283			
RPI	S	Opponent	Score	RPI	S	Opponent	Score	RPI	S	Opponent	Score	RPI	S	Opponent	Score
16	A	Rutgers	39 65	45	A	Purdue	41 53	67	A	Maine	65 76	120	A	South Fla.	37 74
												126	H	Marist	56 74
												195	A	Cornell	34 48
												226	H	Holy Cross	50 56
												254	A	Monmouth	56 64
												257	H	Binghamton	61 56
												260	A	Columbia	62 58
												276	A	Vermont	39 52
												282	A	St. Francis Brooklyn	67 60
												291	H	Central Conn. St.	53 60
												293	H	Canisius	42 48
												295	H	UMass Lowell	63 56
												316	H	UMBC	64 44
												329	A	Lafayette	66 67
												340	H	Manhattan	60 54
LAST 12 Division I GAMES:															
316	H	UMBC	64 44	45	A	Purdue	41 53	282	A	St. Francis Brooklyn	67 60				
295	H	UMass Lowell	63 56					126	H	Marist	56 74				
67	A	Maine	65 76					291	H	Central Conn. St.	53 60				
276	A	Vermont	39 52					329	A	Lafayette	66 67				
257	H	Binghamton	61 56					293	H	Canisius	42 48				
260	A	Columbia	62 58												

Non-Div I Games:

Albany (NY)

Loss,
Non-Conf, S Site, H Home
A Away
N Neutral

Average RPI Win: **271**
 Average RPI Loss: **229**

WON-LOST
RECORD

WINNING
PCT. RANK

LAST 10
GAMES

STRENGTH OF
SCHEDULE

OPP. STRENGTH
OF SCHEDULE

TEAM
RPI

ADJ.
RPI

CONF.
RPI

ADJ CONF.
RPI

DIV. I ONLY	2- 12	328	2-8	349	250	350	350	30	30
DIV. I NON-CONF.	0- 9	336	0- 1	329	261	350	350	26	26

TOTALS	RPI 1-25	RPI 26-50	W-L RECORDS	RPI 51-100	RPI 101-150	RPI 150+			
2- 12	0- 0	0- 0	OVERALL	0- 1	0- 0	2- 11			
2- 3	0- 0	0- 0	HOME	0- 0	0- 0	2- 3			
0- 8	0- 0	0- 0	AWAY	0- 1	0- 0	0- 7			
0- 1	0- 0	0- 0	NEUTRAL	0- 0	0- 0	0- 1			
0- 9	0- 0	0- 0	NON-CONFERENCE	0- 1	0- 0	0- 8			
0- 2	0- 0	0- 0	HOME	0- 0	0- 0	0- 2			
0- 6	0- 0	0- 0	AWAY	0- 1	0- 0	0- 5			
0- 1	0- 0	0- 0	NEUTRAL	0- 0	0- 0	0- 1			
2- 3	0- 0	0- 0	CONFERENCE	0- 0	0- 0	2- 3			
2- 1	0- 0	0- 0	HOME	0- 0	0- 0	2- 1			
0- 2	0- 0	0- 0	AWAY	0- 0	0- 0	0- 2			
0- 0	0- 0	0- 0	NEUTRAL	0- 0	0- 0	0- 0			

RPI 1-25				RPI 26-50				RPI 51-100				RPI 101+ Team's RPI: 350					
RPI	S	Opponent	Score	RPI	S	Opponent	Score	RPI	S	Opponent	Score	RPI	S	Opponent	Score		
								59	A	TCU	31	88	153	A	UAB	53	80
												167	A	Grambling	56	61	
												180	N	New Mexico St.	64	82	
												189	H	Prairie View	61	82	
												212	A	Southern Miss.	47	66	
												233	H	Southeastern La.	59	77	
												241	H	Texas Southern	53	52	
												261	A	UTEP	51	77	
												300	H	Mississippi Val.	73	63	
												311	A	FIU	40	75	
												324	A	Northwestern St.	65	78	
												328	H	Central Ark.	46	57	
												333	A	Jackson St.	66	88	
LAST 12 Division I GAMES:																	
180	N	New Mexico St.	64	82	59	A	TCU	31	88	311	A	FIU	40	75			
300	H	Mississippi Val.	73	63	212	A	Southern Miss.	47	66	153	A	UAB	53	80			
167	A	Grambling	56	61	328	H	Central Ark.	46	57	324	A	Northwestern St.	65	78			
333	A	Jackson St.	66	88													
189	H	Prairie View	61	82													
241	H	Texas Southern	53	52													

Non-Div I Games:

Lane

58

70

Fisk

67

64

Rust

59

78

Alcorn

Loss, **Non-Conf**, **S Site**, **H Home** **A Away** **N Neutral**

Average RPI	Win:	234	WON-LOST	WINNING	LAST 10	STRENGTH OF	OPP. STRENGTH	TEAM	ADJ.	CONF.	ADJ CONF.
Average RPI	Loss:	87	RECORD	PCT. RANK	GAMES	SCHEDULE	OF SCHEDULE	RPI	RPI	RPI	RPI
DIV. I ONLY		9- 8		157	5-5	105	164	131	131	20	20
DIV. I NON-CONF.		4- 7		228	0- 0	78	112	177	177	24	24

TOTALS	RPI 1-25		RPI 26-50		W-L RECORDS	RPI 51-100		RPI 101-150		RPI 150+	
9- 8	0- 1		0- 1		OVERALL	0- 3		2- 1		7- 2	
6- 1	0- 0		0- 1		HOME	0- 0		1- 0		5- 0	
3- 5	0- 0		0- 0		AWAY	0- 2		1- 1		2- 2	
0- 2	0- 1		0- 0		NEUTRAL	0- 1		0- 0		0- 0	
4- 7	0- 1		0- 1		NON-CONFERENCE	0- 2		1- 1		3- 2	
3- 1	0- 0		0- 1		HOME	0- 0		1- 0		2- 0	
1- 4	0- 0		0- 0		AWAY	0- 1		0- 1		1- 2	
0- 2	0- 1		0- 0		NEUTRAL	0- 1		0- 0		0- 0	
5- 1	0- 0		0- 0		CONFERENCE	0- 1		1- 0		4- 0	
3- 0	0- 0		0- 0		HOME	0- 0		0- 0		3- 0	
2- 1	0- 0		0- 0		AWAY	0- 1		1- 0		1- 0	
0- 0	0- 0		0- 0		NEUTRAL	0- 0		0- 0		0- 0	

RPI 1-25				RPI 26-50				RPI 51-100				RPI 101+ Team's RPI: 131			
RPI	S	Opponent	Score	RPI	S	Opponent	Score	RPI	S	Opponent	Score	RPI	S	Opponent	Score
3	N	Stanford	49 71	40	H	Ohio	67 77	51	A	Bucknell	56 71	112	A	Penn St.	59 80
								81	N	FGCU	71 90	137	H	Tulsa	68 52
								97	A	Virginia	54 57	141	A	Lehigh	61 53
												156	A	High Point	61 66
												158	A	Denver	54 83
												199	H	George Mason	86 71
												205	A	Navy	58 45
												232	H	Colgate	76 57
												271	A	Hawaii	69 57
												287	H	Army West Point	61 51
												314	H	Loyola Maryland	82 38
												316	H	UMBC	64 42

LAST 12 Division I GAMES:															
141	A	Lehigh	61 53	40	H	Ohio	67 77	156	A	High Point	61 66				
314	H	Loyola Maryland	82 38					112	A	Penn St.	59 80				
287	H	Army West Point	61 51					97	A	Virginia	54 57				
205	A	Navy	58 45					316	H	UMBC	64 42				
232	H	Colgate	76 57					81	N	FGCU	71 90				
51	A	Bucknell	56 71												

Non-Div I Games:

American

Average RPI Win:	213	WON-LOST	WINNING	LAST 10	STRENGTH OF	OPP. STRENGTH	TEAM	ADJ.	CONF.	ADJ CONF.
Average RPI Loss:	102	RECORD	PCT. RANK	GAMES	SCHEDULE	OF SCHEDULE	RPI	RPI	RPI	RPI
DIV. I ONLY	9- 7	135	5-5	72	242	107	107	14	14	
DIV. I NON-CONF.	6- 5	143	0- 0	135	224	121	121	15	15	

TOTALS	RPI 1-25	RPI 26-50	W-L RECORDS	RPI 51-100	RPI 101-150	RPI 150+				
9- 7	0- 1	0- 2	OVERALL	0- 1	3- 1	6- 2				
7- 1	0- 0	0- 0	HOME	0- 1	1- 0	6- 0				
2- 6	0- 1	0- 2	AWAY	0- 0	2- 1	0- 2				
0- 0	0- 0	0- 0	NEUTRAL	0- 0	0- 0	0- 0				
6- 5	0- 1	0- 2	NON-CONFERENCE	0- 0	1- 0	5- 2				
5- 0	0- 0	0- 0	HOME	0- 0	0- 0	5- 0				
1- 5	0- 1	0- 2	AWAY	0- 0	1- 0	0- 2				
0- 0	0- 0	0- 0	NEUTRAL	0- 0	0- 0	0- 0				
3- 2	0- 0	0- 0	CONFERENCE	0- 1	2- 1	1- 0				
2- 1	0- 0	0- 0	HOME	0- 1	1- 0	1- 0				
1- 1	0- 0	0- 0	AWAY	0- 0	1- 1	0- 0				
0- 0	0- 0	0- 0	NEUTRAL	0- 0	0- 0	0- 0				

RPI 1-25				RPI 26-50				RPI 51-100				RPI 101+				Team's RPI: 107
RPI	S	Opponent	Score	RPI	S	Opponent	Score	RPI	S	Opponent	Score	RPI	S	Opponent	Score	
23	A	South Carolina	50 80	39	A	Clemson	48 87	90	H	Troy	72 83	124	A	UT Arlington	94 99	
				46	A	Georgia Tech	53 71					130	A	Davidson	81 78	
												135	A	Texas St.	62 49	
												142	H	South Alabama	71 63	
												153	A	UAB	61 80	
												185	H	Elon	65 62	
												204	H	Coastal Caro.	67 53	
												229	H	Marshall	74 52	
												239	A	ETSU	64 95	
												274	H	Wofford	94 70	
												299	H	Col. of Charleston	80 66	
												318	H	UNC Greensboro	68 65	
LAST 12 Division I GAMES:																
204	H	Coastal Caro.	67 53	274	H	Wofford	94 70									
135	A	Texas St.	62 49	23	A	South Carolina	50 80									
124	A	UT Arlington	94 99	299	H	Col. of Charleston	80 66									
90	H	Troy	72 83	239	A	ETSU	64 95									
142	H	South Alabama	71 63	229	H	Marshall	74 52									
39	A	Clemson	48 87	185	H	Elon	65 62									

Non-Div I Games:

Appalachian St.

Average RPI Win:	190	WON-LOST	WINNING	LAST 10	STRENGTH OF	OPP. STRENGTH	TEAM	ADJ.	CONF.	ADJ CONF.
Average RPI Loss:	51	RECORD	PCT. RANK	GAMES	SCHEDULE	OF SCHEDULE	RPI	RPI	RPI	RPI
DIV. I ONLY	13- 4	41	7-3	124	78	60	60	2	2	
DIV. I NON-CONF.	10- 1	19	0- 0	336	165	134	134	2	2	

TOTALS	RPI 1-25	RPI 26-50	W-L RECORDS	RPI 51-100	RPI 101-150	RPI 150+				
13- 4	1- 1	1- 2	OVERALL	0- 0	4- 1	7- 0				
8- 2	1- 1	1- 0	HOME	0- 0	2- 1	4- 0				
3- 2	0- 0	0- 2	AWAY	0- 0	1- 0	2- 0				
2- 0	0- 0	0- 0	NEUTRAL	0- 0	1- 0	1- 0				
10- 1	0- 0	0- 0	NON-CONFERENCE	0- 0	3- 1	7- 0				
6- 1	0- 0	0- 0	HOME	0- 0	2- 1	4- 0				
2- 0	0- 0	0- 0	AWAY	0- 0	0- 0	2- 0				
2- 0	0- 0	0- 0	NEUTRAL	0- 0	1- 0	1- 0				
3- 3	1- 1	1- 2	CONFERENCE	0- 0	1- 0	0- 0				
2- 1	1- 1	1- 0	HOME	0- 0	0- 0	0- 0				
1- 2	0- 0	0- 2	AWAY	0- 0	1- 0	0- 0				
0- 0	0- 0	0- 0	NEUTRAL	0- 0	0- 0	0- 0				

RPI 1-25				RPI 26-50				RPI 51-100				RPI 101+			
RPI	S	Opponent	Score	RPI	S	Opponent	Score	RPI	S	Opponent	Score	RPI	S	Opponent	Score
3	H	Stanford	48 78	29	H	Cal i forn i a	60 55					117	H	Idaho St.	71 46
15	H	Ari zona St.	51 39	30	A	Oregon St.	64 86					122	A	Col orado	69 67
				36	A	Utah	64 80					125	N	Portl and	92 70
												134	H	Loyola Marymount	64 66
												145	H	Montana	100 51
												206	A	San Diego St.	69 60
												249	H	Northern Ariz.	71 47
												258	A	Long Beach St.	70 43
												261	H	UTEP	62 40
												297	H	South Carolina St.	73 32
												313	H	Incarnate Word	84 42
												335	N	Seattle U	84 54

LAST 12 Division I GAMES:															
				30	A	Oregon St.	64 86	249	H	Northern Ariz.	71 47				
				3	H	Stanford	48 78	261	H	UTEP	62 40				
				29	H	Cal i forn i a	60 55	258	A	Long Beach St.	70 43				
				36	A	Utah	64 80	145	H	Montana	100 51				
				122	A	Col orado	69 67	206	A	San Diego St.	69 60				
				15	H	Ari zona St.	51 39	313	H	Incarnate Word	84 42				

Non-Div I Games:

Ari zona

Average RPI Win: 130		WON-LOST	WINNING	LAST 10	STRENGTH OF		OPP. STRENGTH	TEAM	ADJ.	CONF.	ADJ CONF.
Average RPI Loss: 15		RECORD	PCT. RANK	GAMES	SCHEDULE		OF SCHEDULE	RPI	RPI	RPI	RPI
DIV. I ONLY		12- 5	68	7-3	5		16	15	15	2	2
DIV. I NON-CONF.		9- 2	43	1- 0	52		22	22	22	2	2
TOTALS		RPI 1-25	RPI 26-50	W-L RECORDS		RPI 51-100	RPI 101-150	RPI 150+			
12- 5	0- 4	3- 0		OVERALL		1- 1	4- 0	4- 0			
6- 2	0- 2	1- 0		HOME		0- 0	3- 0	2- 0			
4- 2	0- 1	1- 0		AWAY		1- 1	1- 0	1- 0			
2- 1	0- 1	1- 0		NEUTRAL		0- 0	0- 0	1- 0			
9- 2	0- 2	1- 0		NON-CONFERENCE		1- 0	3- 0	4- 0			
5- 1	0- 1	0- 0		HOME		0- 0	3- 0	2- 0			
2- 0	0- 0	0- 0		AWAY		1- 0	0- 0	1- 0			
2- 1	0- 1	1- 0		NEUTRAL		0- 0	0- 0	1- 0			
3- 3	0- 2	2- 0		CONFERENCE		0- 1	1- 0	0- 0			
1- 1	0- 1	1- 0		HOME		0- 0	0- 0	0- 0			
2- 2	0- 1	1- 0		AWAY		0- 1	1- 0	0- 0			
0- 0	0- 0	0- 0		NEUTRAL		0- 0	0- 0	0- 0			

RPI 1-25				Team's RPI: 15	
RPI	S	Opponent	Score		
2	H	Bayl or	59	65	
3	H	Stanford	65	72	
5	A	Oregon	71	77	
6	N	Loui sville	56	58	

RPI 26-50				
RPI	S	Opponent	Score	
29	H	Cal i forn i a	62	61
36	A	Utah	65	63
42	N	Kansas St.	65	51

RPI 51-100				
RPI	S	Opponent	Score	
60	A	Ari zona	39	51
64	A	Arkansas	88	85

RPI 101+				
RPI	S	Opponent	Score	
122	A	Col orado	76	70
133	H	Fresno St.	68	52
137	H	Tul sa	70	52
139	H	Loui si ana Tech	80	44
168	N	Southern Ill.	82	38
184	H	Southern U.	69	47
188	A	Col orado St.	70	39
313	H	Incarnate Word	81	43

LAST 12 Division I GAMES:

137	H	Tul sa	70	52	60	A	Ari zona	39	51
5	A	Oregon	71	77	133	H	Fresno St.	68	52
29	H	Cal i forn i a	62	61	42	N	Kansas St.	65	51
3	H	Stanford	65	72	188	A	Col orado St.	70	39
122	A	Col orado	76	70	184	H	Southern U.	69	47
36	A	Utah	65	63	139	H	Loui si ana Tech	80	44

Non-Div I Games:

Arizona St.

Average RPI Win:	0	WON-LOST	WINNING	LAST 10	STRENGTH OF	OPP. STRENGTH	TEAM	ADJ.	CONF.	ADJ CONF.
Average RPI Loss:	198	RECORD	PCT. RANK	GAMES	SCHEDULE	OF SCHEDULE	RPI	RPI	RPI	RPI
DIV. I ONLY	0- 7	349	3-7	272	244	348	348	30	30	
DIV. I NON-CONF.	0- 3	336	0- 0	12	218	236	236	26	26	
<hr/>										
TOTALS	RPI 1-25	RPI 26-50	W-L RECORDS	RPI 51-100	RPI 101-150	RPI 150+				
0- 7	0- 0	0- 1	OVERALL	0- 1	0- 0	0- 5				
0- 3	0- 0	0- 0	HOME	0- 0	0- 0	0- 3				
0- 4	0- 0	0- 1	AWAY	0- 1	0- 0	0- 2				
0- 0	0- 0	0- 0	NEUTRAL	0- 0	0- 0	0- 0				
0- 3	0- 0	0- 1	NON-CONFERENCE	0- 1	0- 0	0- 1				
0- 0	0- 0	0- 0	HOME	0- 0	0- 0	0- 0				
0- 3	0- 0	0- 1	AWAY	0- 1	0- 0	0- 1				
0- 0	0- 0	0- 0	NEUTRAL	0- 0	0- 0	0- 0				
0- 4	0- 0	0- 0	CONFERENCE	0- 0	0- 0	0- 4				
0- 3	0- 0	0- 0	HOME	0- 0	0- 0	0- 3				
0- 1	0- 0	0- 0	AWAY	0- 0	0- 0	0- 1				
0- 0	0- 0	0- 0	NEUTRAL	0- 0	0- 0	0- 0				

RPI 1-25				RPI 26-50				RPI 51-100				RPI 101+				Team's RPI: 348
RPI	S	Opponent	Score	RPI	S	Opponent	Score	RPI	S	Opponent	Score	RPI	S	Opponent	Score	
				30	A	Oregon St.	33 89	88	A	Minnesota	42 84	184	A	Southern U.	41 73	
												230	H	Alabama St.	56 58	
												270	A	Wichita St.	39 76	
												285	H	Alabama A&M	52 78	
												300	H	Mississippi Val.	56 62	
<hr/>																
LAST 12 Division I GAMES:																
				184	A	Southern U.	41 73	270	A	Wichita St.	39 76					
				285	H	Alabama A&M	52 78									
				230	H	Alabama St.	56 58									
				300	H	Mississippi Val.	56 62									
				88	A	Minnesota	42 84									
				30	A	Oregon St.	33 89									

Non-Div I Games: LeMoyne-Owen 52 43 Paul Quinn 68 52 Philander Smith 48 53 Tougaloo 68 60 Ark. -Pine Bluff

Average RPI Win:	189	WON-LOST	WINNING	LAST 10	STRENGTH OF	OPP. STRENGTH	TEAM	ADJ.	CONF.	ADJ CONF.
Average RPI Loss:	29	RECORD	PCT. RANK	GAMES	SCHEDULE	OF SCHEDULE	RPI	RPI	RPI	RPI
DIV. I ONLY	13- 5	60	8-2	115	48	64	64	6	6	
DIV. I NON-CONF.	11- 3	56	0- 0	149	72	58	58	6	6	

TOTALS	RPI 1-25	RPI 26-50	W-L RECORDS	RPI 51-100	RPI 101-150	RPI 150+				
13- 5	0- 3	0- 1	OVERALL	1- 1	3- 0	9- 0				
7- 2	0- 2	0- 0	HOME	1- 0	1- 0	5- 0				
4- 2	0- 1	0- 1	AWAY	0- 0	2- 0	2- 0				
2- 1	0- 0	0- 0	NEUTRAL	0- 1	0- 0	2- 0				
11- 3	0- 2	0- 0	NON-CONFERENCE	1- 1	3- 0	7- 0				
6- 1	0- 1	0- 0	HOME	1- 0	1- 0	4- 0				
3- 1	0- 1	0- 0	AWAY	0- 0	2- 0	1- 0				
2- 1	0- 0	0- 0	NEUTRAL	0- 1	0- 0	2- 0				
2- 2	0- 1	0- 1	CONFERENCE	0- 0	0- 0	2- 0				
1- 1	0- 1	0- 0	HOME	0- 0	0- 0	1- 0				
1- 1	0- 0	0- 1	AWAY	0- 0	0- 0	1- 0				
0- 0	0- 0	0- 0	NEUTRAL	0- 0	0- 0	0- 0				

RPI 1-25				RPI 26-50				RPI 51-100				Team's RPI: 64				RPI 101+			
RPI	S	Opponent	Score	RPI	S	Opponent	Score	RPI	S	Opponent	Score	RPI	S	Opponent	Score	RPI	S	Opponent	Score
9	H	Mississippi St.	69 93	32	A	Missouri	53 71	78	N	Pittsburgh	54 61	104	H	Tennessee Tech	65 42				
12	A	Iowa St.	82 91					80	H	Nebraska	84 80	124	A	UT Arlington	66 65				
15	H	Arizona St.	85 88									137	A	Tulsa	61 59				
												157	N	Wisconsin	69 68				
												165	H	Oral Roberts	74 61				
												172	A	Abilene Christian	80 68				
												174	H	Vanderbilt	83 62				
												189	H	Prairie View	71 44				
												194	A	Ole Miss	85 55				
												302	N	Tennessee St.	79 55				
												324	H	Northwestern St.	98 53				
												333	H	Jackson St.	76 57				
LAST 12 Division I GAMES:																			
137	A	Tulsa	61 59	174	H	Vanderbilt	83 62												
80	H	Nebraska	84 80	32	A	Missouri	53 71												
189	H	Prairie View	71 44	194	A	Ole Miss	85 55	9	H	Mississippi St.	69 93								
172	A	Abilene Christian	80 68					333	H	Jackson St.	76 57								
104	H	Tennessee Tech	65 42					165	H	Oral Roberts	74 61								
12	A	Iowa St.	82 91																

Non-Div I Games:

Arkansas

Average RPI	Win:	245	WON-LOST	WINNING	LAST 10	STRENGTH OF	OPP. STRENGTH	TEAM	ADJ.	CONF.	ADJ CONF.
Average RPI	Loss:	92	RECORD	PCT. RANK	GAMES	SCHEDULE	OF SCHEDULE	RPI	RPI	RPI	RPI
DIV. I ONLY		8- 9		188	5-5	95	221	163	163	14	14
DIV. I NON-CONF.		5- 6		177	0- 0	130	120	168	168	15	15

TOTALS	RPI 1-25		RPI 26-50		W-L RECORDS	RPI 51-100		RPI 101-150		RPI 150+	
8- 9	0- 0		0- 2		OVERALL	0- 3		2- 4		6- 0	
6- 3	0- 0		0- 0		HOME	0- 0		1- 3		5- 0	
2- 6	0- 0		0- 2		AWAY	0- 3		1- 1		1- 0	
0- 0	0- 0		0- 0		NEUTRAL	0- 0		0- 0		0- 0	
5- 6	0- 0		0- 2		NON-CONFERENCE	0- 2		1- 2		4- 0	
4- 1	0- 0		0- 0		HOME	0- 0		1- 1		3- 0	
1- 5	0- 0		0- 2		AWAY	0- 2		0- 1		1- 0	
0- 0	0- 0		0- 0		NEUTRAL	0- 0		0- 0		0- 0	
3- 3	0- 0		0- 0		CONFERENCE	0- 1		1- 2		2- 0	
2- 2	0- 0		0- 0		HOME	0- 0		0- 2		2- 0	
1- 1	0- 0		0- 0		AWAY	0- 1		1- 0		0- 0	
0- 0	0- 0		0- 0		NEUTRAL	0- 0		0- 0		0- 0	

RPI 1-25				RPI 26-50				RPI 51-100				RPI 101+ Team's RPI: 163			
RPI	S	Opponent	Score	RPI	S	Opponent	Score	RPI	S	Opponent	Score	RPI	S	Opponent	Score
				32	A	Missouri	50 70	56	A	Oklahoma St.	60 62	124	H	UT Arlington	73 100
				34	A	Texas A&M	56 97	71	A	Belmont	55 74	135	H	Texas St.	62 85
								90	A	Troy	79 87	137	H	Tulsa	73 60
												139	H	Louisiana Tech	70 80
												142	A	South Alabama	77 64
												143	A	UT Martin	91 97
												252	H	Memphis	77 66
												261	A	UTEP	67 66
												264	H	Louisiana	87 75
												279	H	Murray St.	74 63
												300	H	Mississippi Val.	60 57
												321	H	La.-Monroe	64 54

LAST 12 Division I GAMES:															
				264	H	Louisiana	87 75	135	H	Texas St.	62 85				
				32	A	Missouri	50 70	124	H	UT Arlington	73 100				
				71	A	Belmont	55 74	90	A	Troy	79 87				
				300	H	Mississippi Val.	60 57	142	A	South Alabama	77 64				
				137	H	Tulsa	73 60	321	H	La.-Monroe	64 54				
				261	A	UTEP	67 66	279	H	Murray St.	74 63				

Non-Div I Games:

Arkansas St.

■ Loss,
 ■ Non-Conf, S Site,
 ■ Home
 ■ Away
 N Neutral

Average RPI Win: **306**
 Average RPI Loss: **153**

WON-LOST
RECORD

WINNING
PCT. RANK

LAST 10
GAMES

STRENGTH OF
SCHEDULE

OPP. STRENGTH
OF SCHEDULE

TEAM
RPI

ADJ.
RPI

CONF.
RPI

ADJ CONF.
RPI

DIV. I ONLY	7- 9	205	6-4	318	274	287	287	20	20
DIV. I NON-CONF.	4- 6	212	0- 0	339	309	315	315	24	24
<hr/>									
TOTALS	RPI 1-25	RPI 26-50	W-L RECORDS	RPI 51-100	RPI 101-150	RPI 150+			
7- 9	0- 0	0- 0	OVERALL	0- 2	0- 3	7- 4			
5- 4	0- 0	0- 0	HOME	0- 1	0- 2	5- 1			
2- 5	0- 0	0- 0	AWAY	0- 1	0- 1	2- 3			
0- 0	0- 0	0- 0	NEUTRAL	0- 0	0- 0	0- 0			
4- 6	0- 0	0- 0	NON-CONFERENCE	0- 1	0- 2	4- 3			
2- 3	0- 0	0- 0	HOME	0- 0	0- 2	2- 1			
2- 3	0- 0	0- 0	AWAY	0- 1	0- 0	2- 2			
0- 0	0- 0	0- 0	NEUTRAL	0- 0	0- 0	0- 0			
3- 3	0- 0	0- 0	CONFERENCE	0- 1	0- 1	3- 1			
3- 1	0- 0	0- 0	HOME	0- 1	0- 0	3- 0			
0- 2	0- 0	0- 0	AWAY	0- 0	0- 1	0- 1			
0- 0	0- 0	0- 0	NEUTRAL	0- 0	0- 0	0- 0			

RPI 1-25				RPI 26-50				RPI 51-100				RPI 101+				Team's RPI: 287
RPI	S	Opponent	Score	RPI	S	Opponent	Score	RPI	S	Opponent	Score	RPI	S	Opponent	Score	
								51	H	Bucknell	52 66	116	H	St. John's (NY)	49 60	
								59	A	TCU	38 63	119	H	Yale	51 62	
												131	A	American	51 61	
												170	A	Boston U.	51 63	
												205	H	Navy	55 52	
												218	H	Air Force	60 71	
												257	A	Binghamton	47 60	
												260	A	Columbia	49 70	
												282	H	St. Francis Brooklyn	69 57	
												314	H	Loyola Maryland	69 57	
												315	A	Wagner	61 46	
												329	H	Lafayette	65 50	
												344	H	Fairleigh Dickinson	62 40	
												351	A	LIU Brooklyn	57 42	
<hr/>																
LAST 12 Division I GAMES:																
				170	A	Boston U.	51 63	205	H	Navy	55 52					
				119	H	Yale	51 62	329	H	Lafayette	65 50					
				315	A	Wagner	61 46	131	A	American	51 61					
				344	H	Fairleigh Dickinson	62 40	51	H	Bucknell	52 66					
				59	A	TCU	38 63	314	H	Loyola Maryland	69 57					
				282	H	St. Francis Brooklyn	69 57	257	A	Binghamton	47 60					

Non-Div I Games: Connecticut Col. 74 48

Army West Point

Loss, **Non-Conf**, **S Site**, **H Home** **A Away** **N Neutral**

Average RPI Win: 176

Average RPI Loss: 19

WON-LOST
RECORDWINNING
PCT. RANKLAST 10
GAMESSTRENGTH OF
SCHEDULEOPP. STRENGTH
OF SCHEDULETEAM
RPIADJ.
RPICONF.
RPIADJ CONF.
RPIDIV. I ONLY
DIV. I NON-CONF.14- 3
11- 127
138-2
1- 0168
22324
5448
3348
336
66
6

TOTALS

RPI 1-25

RPI 26-50

W-L RECORDS

RPI 51-100

RPI 101-150

RPI 150+

14- 3

0- 2

2- 1

OVERALL

0- 0

2- 0

10- 0

6- 2

0- 1

0- 1

HOME

0- 0

1- 0

5- 0

6- 1

0- 1

1- 0

AWAY

0- 0

1- 0

4- 0

2- 0

0- 0

1- 0

NEUTRAL

0- 0

0- 0

1- 0

11- 1

0- 1

2- 0

NON-CONFERENCE

0- 0

1- 0

8- 0

6- 0

0- 0

0- 0

HOME

0- 0

1- 0

5- 0

3- 1

0- 1

1- 0

AWAY

0- 0

0- 0

2- 0

2- 0

0- 0

1- 0

NEUTRAL

0- 0

0- 0

1- 0

3- 2

0- 1

0- 1

CONFERENCE

0- 0

1- 0

2- 0

0- 2

0- 1

0- 1

HOME

0- 0

0- 0

0- 0

3- 0

0- 0

0- 0

AWAY

0- 0

1- 0

2- 0

0- 0

0- 0

0- 0

NEUTRAL

0- 0

0- 0

0- 0

RPI 1-25

RPI 26-50

Team's RPI: 48

RPI 51-100

RPI 101+

RPI	S	Opponent	Score
9	H	Mississippi St.	59 85
12	A	Iowa St.	64 67

RPI	S	Opponent	Score
37	H	Tennessee	69 78
41	N	North Carolina	86 81
44	A	New Mexico	79 76

RPI	S	Opponent	Score
103	A	Alabama	66 56
136	H	Oklahoma	95 79
167	H	Grambling	97 48
174	A	Vanderbilt	72 70
185	A	Elon	96 44
202	A	Florida	64 56
204	N	Coastal Caro.	84 78
214	H	Nicholls St.	80 59
224	H	Samford	73 46
230	H	Alabama St.	83 50
264	H	Louisiana	71 59
278	A	Saint Joseph's	81 70

RPI	S	Opponent	Score
103	A	Alabama	66 56
136	H	Oklahoma	95 79
167	H	Grambling	97 48
174	A	Vanderbilt	72 70
185	A	Elon	96 44
202	A	Florida	64 56
204	N	Coastal Caro.	84 78
214	H	Nicholls St.	80 59
224	H	Samford	73 46
230	H	Alabama St.	83 50
264	H	Louisiana	71 59
278	A	Saint Joseph's	81 70

LAST 12 Division I GAMES:

202	A	Florida	64 56	44	A	New Mexico	79 76
37	H	Tennessee	69 78	12	A	Iowa St.	64 67
230	H	Alabama St.	83 50	174	A	Vanderbilt	72 70
185	A	Elon	96 44	9	H	Mississippi St.	59 85
41	N	North Carolina	86 81	103	A	Alabama	66 56
204	N	Coastal Caro.	84 78	224	H	Samford	73 46

Non-Div I Games:

Xavier (LA)

77 58

Auburn

Average RPI Win:	274	WON-LOST	WINNING	LAST 10	STRENGTH OF	OPP. STRENGTH	TEAM	ADJ.	CONF.	ADJ CONF.
Average RPI Loss:	211	RECORD	PCT. RANK	GAMES	SCHEDULE	OF SCHEDULE	RPI	RPI	RPI	RPI
DIV. I ONLY	6- 9	227	4-6	344	272	308	308	22	22	
DIV. I NON-CONF.	3- 6	241	0- 0	348	259	345	345	20	20	

TOTALS	RPI 1-25	RPI 26-50	W-L RECORDS	RPI 51-100	RPI 101-150	RPI 150+				
6- 9	0- 0	0- 0	OVERALL	0- 0	0- 2	6- 7				
5- 1	0- 0	0- 0	HOME	0- 0	0- 0	5- 1				
1- 8	0- 0	0- 0	AWAY	0- 0	0- 2	1- 6				
0- 0	0- 0	0- 0	NEUTRAL	0- 0	0- 0	0- 0				
3- 6	0- 0	0- 0	NON-CONFERENCE	0- 0	0- 1	3- 5				
3- 1	0- 0	0- 0	HOME	0- 0	0- 0	3- 1				
0- 5	0- 0	0- 0	AWAY	0- 0	0- 1	0- 4				
0- 0	0- 0	0- 0	NEUTRAL	0- 0	0- 0	0- 0				
3- 3	0- 0	0- 0	CONFERENCE	0- 0	0- 1	3- 2				
2- 0	0- 0	0- 0	HOME	0- 0	0- 0	2- 0				
1- 3	0- 0	0- 0	AWAY	0- 0	0- 1	1- 2				
0- 0	0- 0	0- 0	NEUTRAL	0- 0	0- 0	0- 0				

RPI 1-25				RPI 26-50				RPI 51-100				RPI 101+				Team's RPI: 308	
RPI	S	Opponent	Score	RPI	S	Opponent	Score	RPI	S	Opponent	Score	RPI	S	Opponent	Score		
												115	A	Cincinnati	48	69	
												143	A	UT Martin	65	74	
												166	A	Illinois St.	49	61	
												169	H	Morehead St.	81	80	
												174	A	Vanderbilt	70	99	
												200	A	SIUE	68	69	
												217	A	Southeast Mo. St.	54	64	
												243	A	Western Ill.	72	77	
												253	A	Eastern Ill.	73	60	
												280	H	Northern Ky.	52	48	
												285	H	Alabama A&M	75	58	
												300	H	Mississippi Val.	89	95	
												323	H	Eastern Ky.	100	65	
												331	H	Lipscomb	70	58	
												341	A	Evansville	52	56	
LAST 12 Division I GAMES:																	
323	H	Eastern Ky.	100	65	253	A	Eastern Ill.	73	60								
341	A	Evansville	52	56	200	A	SIUE	68	69								
285	H	Alabama A&M	75	58	143	A	UT Martin	65	74								
166	A	Illinois St.	49	61	217	A	Southeast Mo. St.	54	64								
243	A	Western Ill.	72	77	169	H	Morehead St.	81	80								
331	H	Lipscomb	70	58	280	H	Northern Ky.	52	48								

Non-Div I Games: Christian Bros. 100 62 Trevecca Nazarene 90 78

Austin Peay

Average RPI Win:	147	WON-LOST	WINNING	LAST 10	STRENGTH OF	OPP. STRENGTH	TEAM	ADJ.	CONF.	ADJ CONF.
Average RPI Loss:	92	RECORD	PCT. RANK	GAMES	SCHEDULE	OF SCHEDULE	RPI	RPI	RPI	RPI
DIV. I ONLY	16- 3	22	10-0	74	85	20	20	7	7	
DIV. I NON-CONF.	8- 3	71	0- 0	127	90	61	61	7	7	

TOTALS	RPI 1-25	RPI 26-50	W-L RECORDS	RPI 51-100	RPI 101-150	RPI 150+				
16- 3	1- 0	1- 2	OVERALL	2- 0	3- 0	9- 1				
8- 1	1- 0	0- 1	HOME	0- 0	3- 0	4- 0				
6- 2	0- 0	1- 1	AWAY	1- 0	0- 0	4- 1				
2- 0	0- 0	0- 0	NEUTRAL	1- 0	0- 0	1- 0				
8- 3	0- 0	0- 2	NON-CONFERENCE	1- 0	1- 0	6- 1				
4- 1	0- 0	0- 1	HOME	0- 0	1- 0	3- 0				
2- 2	0- 0	0- 1	AWAY	0- 0	0- 0	2- 1				
2- 0	0- 0	0- 0	NEUTRAL	1- 0	0- 0	1- 0				
8- 0	1- 0	1- 0	CONFERENCE	1- 0	2- 0	3- 0				
4- 0	1- 0	0- 0	HOME	0- 0	2- 0	1- 0				
4- 0	0- 0	1- 0	AWAY	1- 0	0- 0	2- 0				
0- 0	0- 0	0- 0	NEUTRAL	0- 0	0- 0	0- 0				

RPI	S	Opponent	Score	RPI	S	Opponent	Score	RPI	S	Opponent	Score	RPI	S	Opponent	Score
10	H	Gonzaga	70 68	29	H	Cal i forn i a	52 70	59	N	TCU	61 58	114	H	Northern Colo.	70 50
				36	A	Utah	67 78	65	A	Paci fi c	77 74	125	H	Portl and	79 71
				49	A	Saint Mary's (CA)	74 73					134	H	Loyol a Marymount	55 44
												152	A	Utah St.	62 57
												161	H	Pepperdi ne	83 58
												175	H	Eastern Wash.	80 65
												176	A	Santa Clara	54 44
												187	H	UC Ri versi de	72 70
												188	H	Colorado St.	51 42
												210	A	Southern Utah	64 67
												219	A	Utah Valley	77 51
												250	A	San Franci sco	67 59
												286	N	Cal i forn i a Bapti st	76 69

LAST 12 Di vi si on I GAMES:															
161	H	Pepperdi ne	83 58	125	H	Portl and	79 71								
250	A	San Franci sco	67 59	10	H	Gonzaga	70 68								
176	A	Santa Clara	54 44	49	A	Saint Mary's (CA)	74 73								
114	H	Northern Colo.	70 50	65	A	Paci fi c	77 74								
188	H	Colorado St.	51 42	134	H	Loyol a Marymount	55 44								
36	A	Utah	67 78	219	A	Utah Valley	77 51								

Non-Di v I Games:

BYU

Average RPI Win:	204	WON-LOST	WINNING	LAST 10	STRENGTH OF	OPP. STRENGTH	TEAM	ADJ.	CONF.	ADJ CONF.
Average RPI Loss:	80	RECORD	PCT. RANK	GAMES	SCHEDULE	OF SCHEDULE	RPI	RPI	RPI	RPI
DIV. I ONLY	5- 11	259	4-6	64	60	186	186	8	8	
DIV. I NON-CONF.	4- 7	228	0- 1	151	18	213	213	8	8	

TOTALS	RPI 1-25	RPI 26-50	W-L RECORDS	RPI 51-100	RPI 101-150	RPI 150+				
5- 11	0- 1	0- 4	OVERALL	0- 2	2- 3	3- 1				
4- 3	0- 0	0- 2	HOME	0- 0	1- 0	3- 1				
1- 5	0- 1	0- 1	AWAY	0- 1	1- 2	0- 0				
0- 3	0- 0	0- 1	NEUTRAL	0- 1	0- 1	0- 0				
4- 7	0- 1	0- 2	NON-CONFERENCE	0- 1	2- 2	2- 1				
3- 2	0- 0	0- 1	HOME	0- 0	1- 0	2- 1				
1- 2	0- 1	0- 0	AWAY	0- 0	1- 1	0- 0				
0- 3	0- 0	0- 1	NEUTRAL	0- 1	0- 1	0- 0				
1- 4	0- 0	0- 2	CONFERENCE	0- 1	0- 1	1- 0				
1- 1	0- 0	0- 1	HOME	0- 0	0- 0	1- 0				
0- 3	0- 0	0- 1	AWAY	0- 1	0- 1	0- 0				
0- 0	0- 0	0- 0	NEUTRAL	0- 0	0- 0	0- 0				

RPI 1-25				RPI 26-50				RPI 51-100				RPI 101+				Team's RPI: 186
RPI	S	Opponent	Score	RPI	S	Opponent	Score	RPI	S	Opponent	Score	RPI	S	Opponent	Score	
19	A	Butler	47 64	35	A	Buffalo	65 77	70	N	Quinnipiac	66 69	101	A	Miami (OH)	57 60	
				40	H	Ohio	75 90	94	A	Toledo	58 65	108	A	Western Ky.	86 83	
				45	H	Purdue	38 80					111	A	Missouri St.	54 74	
				50	N	Duke	62 79					115	H	Cincinnati	75 63	
												138	N	Fordham	70 78	
												174	H	Vanderbilt	43 60	
												228	H	Bowling Green	77 70	
												268	H	Cleveland St.	67 62	
												302	H	Tennessee St.	90 51	

LAST 12 Division I GAMES:																
228	H	Bowling Green	77 70	70	N	Quinnipiac	66 69	101	A	Miami (OH)	57 60					
94	A	Toledo	58 65	50	N	Duke	62 79	35	A	Buffalo	65 77					
302	H	Tennessee St.	90 51	101	A	Miami (OH)	57 60	40	H	Ohio	75 90					
108	A	Western Ky.	86 83	43	H	Vanderbilt	43 60	115	H	Cincinnati	75 63					
174	H	Vanderbilt	43 60													
19	A	Butler	47 64													

Non-Div I Games: Urbana 99 62

Ball St.

■ Loss,
 ■ Non-Conf,
 ■ S Site,
 ■ Home
 ■ A Away
 N Neutral

Average RPI	Win:	110	WON-LOST	WINNING	LAST 10	STRENGTH OF	OPP. STRENGTH	TEAM	ADJ.	CONF.	ADJ CONF.
Average RPI	Loss:	3	RECORD	PCT. RANK	GAMES	SCHEDULE	OF SCHEDULE	RPI	RPI	RPI	RPI
DIV. I ONLY			14- 1	10	9-1	9	27	2	2	3	3
DIV. I NON-CONF.			10- 1	19	0- 0	20	28	3	3	3	3

TOTALS	RPI 1-25		RPI 26-50		W-L RECORDS	RPI 51-100		RPI 101-150		RPI 150+	
14- 1	3- 1		2- 0		OVERALL	3- 0		0- 0		6- 0	
7- 0	1- 0		1- 0		HOME	0- 0		0- 0		5- 0	
5- 1	2- 1		0- 0		AWAY	2- 0		0- 0		1- 0	
2- 0	0- 0		1- 0		NEUTRAL	1- 0		0- 0		0- 0	
10- 1	3- 1		1- 0		NON-CONFERENCE	1- 0		0- 0		5- 0	
6- 0	1- 0		0- 0		HOME	0- 0		0- 0		5- 0	
2- 1	2- 1		0- 0		AWAY	0- 0		0- 0		0- 0	
2- 0	0- 0		1- 0		NEUTRAL	1- 0		0- 0		0- 0	
4- 0	0- 0		1- 0		CONFERENCE	2- 0		0- 0		1- 0	
1- 0	0- 0		1- 0		HOME	0- 0		0- 0		0- 0	
3- 0	0- 0		0- 0		AWAY	2- 0		0- 0		1- 0	
0- 0	0- 0		0- 0		NEUTRAL	0- 0		0- 0		0- 0	

RPI	S	Opponent	Score	RPI	S	Opponent	Score	RPI	S	Opponent	Score	RPI	S	Opponent	Score
3	A	Stanford	63 68	28	N	South Dakota St.	72 66	59	A	TCU	79 55	160	A	Texas Tech	73 56
8	H	UConn	68 57	42	H	Kansas St.	65 50	72	A	Kansas	94 68	169	H	Morehead St.	96 58
15	A	Arizona St.	65 59					83	N	Georgetown	67 46	184	H	Southern U.	94 49
23	A	South Carolina	94 69									214	H	Nicholls St.	100 39
												234	H	Saint Francis (PA)	116 58
												248	H	UTRGV	98 37

LAST 12 Division I GAMES:															
248	H	UTRGV	98 37	72	A	Kansas	94 68								
3	A	Stanford	63 68	59	A	TCU	79 55								
169	H	Morehead St.	96 58	42	H	Kansas St.	65 50								
23	A	South Carolina	94 69	160	A	Texas Tech	73 56								
83	N	Georgetown	67 46	8	H	UConn	68 57								
28	N	South Dakota St.	72 66	184	H	Southern U.	94 49								

Non-Div I Games:

Bayl or

Average RPI Win:	198	WON-LOST	WINNING	LAST 10	STRENGTH OF	OPP. STRENGTH	TEAM	ADJ.	CONF.	ADJ CONF.
Average RPI Loss:	56	RECORD	PCT. RANK	GAMES	SCHEDULE	OF SCHEDULE	RPI	RPI	RPI	RPI
DIV. I ONLY	12- 5	68	8-2	123	99	71	71	22	22	
DIV. I NON-CONF.	7- 4	109	0- 0	63	41	40	40	20	20	

TOTALS	RPI 1-25	RPI 26-50	W-L RECORDS	RPI 51-100	RPI 101-150	RPI 150+				
12- 5	0- 1	0- 2	OVERALL	2- 1	2- 1	8- 0				
7- 2	0- 0	0- 0	HOME	0- 1	1- 1	6- 0				
5- 3	0- 1	0- 2	AWAY	2- 0	1- 0	2- 0				
0- 0	0- 0	0- 0	NEUTRAL	0- 0	0- 0	0- 0				
7- 4	0- 1	0- 2	NON-CONFERENCE	2- 1	2- 0	3- 0				
3- 1	0- 0	0- 0	HOME	0- 1	1- 0	2- 0				
4- 3	0- 1	0- 2	AWAY	2- 0	1- 0	1- 0				
0- 0	0- 0	0- 0	NEUTRAL	0- 0	0- 0	0- 0				
5- 1	0- 0	0- 0	CONFERENCE	0- 0	0- 1	5- 0				
4- 1	0- 0	0- 0	HOME	0- 0	0- 1	4- 0				
1- 0	0- 0	0- 0	AWAY	0- 0	0- 0	1- 0				
0- 0	0- 0	0- 0	NEUTRAL	0- 0	0- 0	0- 0				

RPI	S	Opponent	Score	RPI	S	Opponent	Score	RPI	S	Opponent	Score	RPI	S	Opponent	Score
7	A	NC State	62 77	37	A	Tennessee	76 84	68	A	Middle Tenn.	45 38	104	H	Tennessee Tech	72 77
				39	A	Clemson	62 65	79	A	Wright St.	79 63	127	A	Chattanooga	67 51
								94	H	Toledo	69 78	137	H	Tulsa	78 53
												163	H	Arkansas St.	74 55
												169	H	Morehead St.	77 50
												198	A	Jacksonville St.	64 41
												198	H	Jacksonville St.	66 52
												280	A	Northern Ky.	71 53
												302	H	Tennessee St.	80 46
												323	H	Eastern Ky.	69 43
												331	H	Lipscomb	83 43

LAST 12 Division I GAMES:															
198	H	Jacksonville St.	66 52	302	H	Tennessee St.	80 46	198	A	Jacksonville St.	64 41	323	H	Eastern Ky.	69 43
37	A	Tennessee	76 84	198	A	Jacksonville St.	64 41	169	H	Morehead St.	77 50	104	H	Tennessee Tech	72 77
163	H	Arkansas St.	74 55	323	H	Eastern Ky.	69 43	94	H	Toledo	69 78				
127	A	Chattanooga	67 51	169	H	Morehead St.	77 50								
331	H	Lipscomb	83 43	104	H	Tennessee Tech	72 77								
39	A	Clemson	62 65												

Non-Div I Games:

Belmont

Average RPI Win:	294	WON-LOST	WINNING	LAST 10	STRENGTH OF	OPP. STRENGTH	TEAM	ADJ.	CONF.	ADJ CONF.
Average RPI Loss:	205	RECORD	PCT. RANK	GAMES	SCHEDULE	OF SCHEDULE	RPI	RPI	RPI	RPI
DIV. I ONLY	7- 7	168	5-5	341	292	247	247	32	32	
DIV. I NON-CONF.	5- 5	162	0- 0	334	198	239	239	32	32	

TOTALS	RPI 1-25	RPI 26-50	W-L RECORDS	RPI 51-100	RPI 101-150	RPI 150+				
7- 7	0- 0	0- 0	OVERALL	0- 0	0- 1	7- 6				
4- 0	0- 0	0- 0	HOME	0- 0	0- 0	4- 0				
2- 7	0- 0	0- 0	AWAY	0- 0	0- 1	2- 6				
1- 0	0- 0	0- 0	NEUTRAL	0- 0	0- 0	1- 0				
5- 5	0- 0	0- 0	NON-CONFERENCE	0- 0	0- 1	5- 4				
3- 0	0- 0	0- 0	HOME	0- 0	0- 0	3- 0				
1- 5	0- 0	0- 0	AWAY	0- 0	0- 1	1- 4				
1- 0	0- 0	0- 0	NEUTRAL	0- 0	0- 0	1- 0				
2- 2	0- 0	0- 0	CONFERENCE	0- 0	0- 0	2- 2				
1- 0	0- 0	0- 0	HOME	0- 0	0- 0	1- 0				
1- 2	0- 0	0- 0	AWAY	0- 0	0- 0	1- 2				
0- 0	0- 0	0- 0	NEUTRAL	0- 0	0- 0	0- 0				

RPI 1-25				RPI 26-50				RPI 51-100				RPI 101+				Team's RPI: 247
RPI	S	Opponent	Score	RPI	S	Opponent	Score	RPI	S	Opponent	Score	RPI	S	Opponent	Score	
												120	A	South Fla.	39	88
												164	A	Charlotte	69	73
												177	A	Georgia St.	57	62
												202	A	Florida	53	64
												203	A	Jacksonville	58	56
												223	A	Howard	40	61
												263	H	Liberty	81	76
												275	A	Norfolk St.	50	57
												277	A	Ga. Southern	76	77
												290	H	North Florida	76	60
												296	N	Kennesaw St.	64	61
												311	H	FIU	68	57
												347	H	Delaware St.	67	55
												349	A	N. C. Central	67	50
LAST 12 Division I GAMES:																
177	A	Georgia St.	57	62	347	H	Delaware St.	67	55							
296	N	Kennesaw St.	64	61	275	A	Norfolk St.	50	57							
290	H	North Florida	76	60	223	A	Howard	40	61							
202	A	Florida	53	64	349	A	N. C. Central	67	50							
203	A	Jacksonville	58	56	164	A	Charlotte	69	73							
277	A	Ga. Southern	76	77	311	H	FIU	68	57							

Non-Div I Games: Flagler 74 59 Edward Waters 73 46

Bethune-Cookman

Average RPI Win:	290	WON-LOST	WINNING	LAST 10	STRENGTH OF	OPP. STRENGTH	TEAM	ADJ.	CONF.	ADJ CONF.
Average RPI Loss:	173	RECORD	PCT. RANK	GAMES	SCHEDULE	OF SCHEDULE	RPI	RPI	RPI	RPI

DIV. I ONLY	5- 11	259	2-8	143	312	257	257	23	23
DIV. I NON-CONF.	3- 8	267	0- 0	68	296	226	226	23	23

TOTALS	RPI 1-25	RPI 26-50	W-L RECORDS	RPI 51-100	RPI 101-150	RPI 150+			
5- 11	0- 2	0- 1	OVERALL	0- 0	0- 2	5- 6			
4- 4	0- 0	0- 0	HOME	0- 0	0- 2	4- 2			
1- 7	0- 2	0- 1	AWAY	0- 0	0- 0	1- 4			
0- 0	0- 0	0- 0	NEUTRAL	0- 0	0- 0	0- 0			
3- 8	0- 2	0- 1	NON-CONFERENCE	0- 0	0- 1	3- 4			
3- 2	0- 0	0- 0	HOME	0- 0	0- 1	3- 1			
0- 6	0- 2	0- 1	AWAY	0- 0	0- 0	0- 3			
0- 0	0- 0	0- 0	NEUTRAL	0- 0	0- 0	0- 0			
2- 3	0- 0	0- 0	CONFERENCE	0- 0	0- 1	2- 2			
1- 2	0- 0	0- 0	HOME	0- 0	0- 1	1- 1			
1- 1	0- 0	0- 0	AWAY	0- 0	0- 0	1- 1			
0- 0	0- 0	0- 0	NEUTRAL	0- 0	0- 0	0- 0			

RPI 1-25				RPI 26-50				RPI 51-100				RPI 101+ Team's RPI: 257			
RPI	S	Opponent	Score	RPI	S	Opponent	Score	RPI	S	Opponent	Score	RPI	S	Opponent	Score
1	A	Notre Dame	53 103	40	A	Ohio	49 86					141	H	Lehigh	55 65
14	A	Marquette	40 93									147	H	Stony Brook	56 65
												195	H	Cornell	72 61
												207	H	Rider	57 62
												225	A	Dartmouth	39 63
												235	A	Niagara	72 79
												276	H	Vermont	57 58
												283	A	Albany (NY)	56 61
												287	H	Army West Point	60 47
												310	A	New Hampshire	71 62
												316	H	UMBC	67 45
												329	A	Lafayette	50 59
												344	H	Fairleigh Dickinson	73 54
LAST 12 Division I GAMES:															
225	A	Dartmouth	39 63	276	H	Vermont	57 58								
14	A	Marquette	40 93	316	H	UMBC	67 45								
1	A	Notre Dame	53 103	147	H	Stony Brook	56 65								
207	H	Rider	57 62	310	A	New Hampshire	71 62								
235	A	Niagara	72 79	283	A	Albany (NY)	56 61								
344	H	Fairleigh Dickinson	73 54	287	H	Army West Point	60 47								

Non-Div I Games: Charleston (WV) 69 62 Caldwell 73 54

Binghamton

Average RPI	Win:	173	WON-LOST	WINNING	LAST 10	STRENGTH OF	OPP. STRENGTH	TEAM	ADJ.	CONF.	ADJ CONF.
Average RPI	Loss:	52	RECORD	PCT. RANK	GAMES	SCHEDULE	OF SCHEDULE	RPI	RPI	RPI	RPI
DIV. I ONLY		12- 2		20	9-1	241	28	57	57	13	13
DIV. I NON-CONF.		7- 2		58	1- 0	207	7	68	68	11	11

TOTALS	RPI 1-25		RPI 26-50		W-L RECORDS	RPI 51-100		RPI 101-150		RPI 150+	
12- 2	0- 1		0- 0		OVERALL	3- 1		2- 0		7- 0	
5- 1	0- 1		0- 0		HOME	1- 0		0- 0		4- 0	
4- 1	0- 0		0- 0		AWAY	1- 1		1- 0		2- 0	
3- 0	0- 0		0- 0		NEUTRAL	1- 0		1- 0		1- 0	
7- 2	0- 1		0- 0		NON-CONFERENCE	2- 1		1- 0		4- 0	
3- 1	0- 1		0- 0		HOME	0- 0		0- 0		3- 0	
1- 1	0- 0		0- 0		AWAY	1- 1		0- 0		0- 0	
3- 0	0- 0		0- 0		NEUTRAL	1- 0		1- 0		1- 0	
5- 0	0- 0		0- 0		CONFERENCE	1- 0		1- 0		3- 0	
2- 0	0- 0		0- 0		HOME	1- 0		0- 0		1- 0	
3- 0	0- 0		0- 0		AWAY	0- 0		1- 0		2- 0	
0- 0	0- 0		0- 0		NEUTRAL	0- 0		0- 0		0- 0	

RPI 1-25				RPI 26-50				RPI 51-100				RPI 101+			
RPI	S	Opponent	Score	RPI	S	Opponent	Score	RPI	S	Opponent	Score	RPI	S	Opponent	Score
6	H	Louisville	55 74					75	N	UNI	61 60	129	N	Idaho	91 85
								76	H	Wyoming	72 64	133	A	Fresno St.	72 60
								98	A	Washington St.	71 95	154	H	CSUN	74 63
								99	A	Washington	73 69	175	H	Eastern Wash.	67 55
												206	A	San Diego St.	69 66
												210	H	Southern Utah	88 53
												234	N	Saint Francis (PA)	78 64
												265	A	Nevada	75 74
												319	H	San Jose St.	99 68

LAST 12 Division I GAMES:															
76	H	Wyoming	72 64	99	A	Washington	73 69	133	A	Fresno St.	72 60	265	A	Nevada	75 74
210	H	Southern Utah	88 53	133	A	Fresno St.	72 60	206	A	San Diego St.	69 66	319	H	San Jose St.	99 68
234	N	Saint Francis (PA)	78 64	265	A	Nevada	75 74	129	N	Idaho	91 85				
175	H	Eastern Wash.	67 55												
98	A	Washington St.	71 95												
75	N	UNI	61 60												

Non-Div I Games: Southern Ore. 91 46 Northwest Chrst. 93 26

Boi se St.

Loss,
Non-Conf, S Site,
H Home
A Away
N Neutral

Average RPI	Win: 209	WON-LOST	WINNING	LAST 10	STRENGTH OF	OPP. STRENGTH	TEAM	ADJ.	CONF.	ADJ CONF.
Average RPI	Loss: 51	RECORD	PCT. RANK	GAMES	SCHEDULE	OF SCHEDULE	RPI	RPI	RPI	RPI
DIV. I ONLY	13- 5	60	6-4	87	158	85	85	1	1	
DIV. I NON-CONF.	11- 2	33	1- 0	201	284	96	96	1	1	

TOTALS	RPI 1-25	RPI 26-50	W-L RECORDS	RPI 51-100	RPI 101-150	RPI 150+				
13- 5	0- 2	0- 1	OVERALL	1- 2	2- 0	10- 0				
7- 5	0- 2	0- 1	HOME	0- 2	0- 0	7- 0				
4- 0	0- 0	0- 0	AWAY	1- 0	2- 0	1- 0				
2- 0	0- 0	0- 0	NEUTRAL	0- 0	0- 0	2- 0				
11- 2	0- 0	0- 0	NON-CONFERENCE	0- 2	1- 0	10- 0				
7- 2	0- 0	0- 0	HOME	0- 2	0- 0	7- 0				
2- 0	0- 0	0- 0	AWAY	0- 0	1- 0	1- 0				
2- 0	0- 0	0- 0	NEUTRAL	0- 0	0- 0	2- 0				
2- 3	0- 2	0- 1	CONFERENCE	1- 0	1- 0	0- 0				
0- 3	0- 2	0- 1	HOME	0- 0	0- 0	0- 0				
2- 0	0- 0	0- 0	AWAY	1- 0	1- 0	0- 0				
0- 0	0- 0	0- 0	NEUTRAL	0- 0	0- 0	0- 0				

RPI 1-25				RPI 26-50				RPI 51-100				Team's RPI: 85				RPI 101+			
RPI	S	Opponent	Score	RPI	S	Opponent	Score	RPI	S	Opponent	Score	RPI	S	Opponent	Score	RPI	S	Opponent	Score
7	H	NC State	69 85	46	H	Georgi a Tech	76 81	78	A	Pi ttsburgh	59 55	110	A	Wake Forest	65 64				
22	H	Florida St.	71 91					88	H	Mi nnesota	69 77	121	A	Houston	64 57				
								93	H	Provi dence	57 61	170	H	Boston U.	78 51				
												207	N	Ri der	112 61				
												225	H	Dartmouth	99 68				
												226	H	Holy Cross	89 63				
												240	H	Campbel l	76 56				
												260	H	Col umbi a	74 60				
												288	H	Bryant	83 46				
												305	H	Saint Peter's	89 57				
												314	N	Loyol a Maryl and	73 47				
LAST 12 Division I GAMES:																			
46	H	Georgi a Tech	76 81	207	N	Ri der	112 61												
225	H	Dartmouth	99 68	22	H	Florida St.	71 91												
240	H	Campbel l	76 56	78	A	Pi ttsburgh	59 55												
170	H	Boston U.	78 51	110	A	Wake Forest	65 64												
88	H	Mi nnesota	69 77	7	H	NC State	69 85												
288	H	Bryant	83 46	260	H	Col umbi a	74 60												

Non-Div I Games:

Boston College

Average RPI Win:	225	WON-LOST	WINNING	LAST 10	STRENGTH OF	OPP. STRENGTH	TEAM	ADJ.	CONF.	ADJ CONF.
Average RPI Loss:	151	RECORD	PCT. RANK	GAMES	SCHEDULE	OF SCHEDULE	RPI	RPI	RPI	RPI
DIV. I ONLY	8- 8	168	4-6	166	235	170	170	20	20	
DIV. I NON-CONF.	4- 6	212	0- 0	161	210	209	209	24	24	

TOTALS	RPI 1-25	RPI 26-50	W-L RECORDS	RPI 51-100	RPI 101-150	RPI 150+				
8- 8	0- 0	0- 0	OVERALL	1- 3	1- 1	6- 4				
6- 1	0- 0	0- 0	HOME	0- 0	1- 0	5- 1				
2- 7	0- 0	0- 0	AWAY	1- 3	0- 1	1- 3				
0- 0	0- 0	0- 0	NEUTRAL	0- 0	0- 0	0- 0				
4- 6	0- 0	0- 0	NON-CONFERENCE	0- 3	0- 1	4- 2				
4- 0	0- 0	0- 0	HOME	0- 0	0- 0	4- 0				
0- 6	0- 0	0- 0	AWAY	0- 3	0- 1	0- 2				
0- 0	0- 0	0- 0	NEUTRAL	0- 0	0- 0	0- 0				
4- 2	0- 0	0- 0	CONFERENCE	1- 0	1- 0	2- 2				
2- 1	0- 0	0- 0	HOME	0- 0	1- 0	1- 1				
2- 1	0- 0	0- 0	AWAY	1- 0	0- 0	1- 1				
0- 0	0- 0	0- 0	NEUTRAL	0- 0	0- 0	0- 0				

RPI 1-25				RPI 26-50				RPI 51-100				RPI 101+				Team's RPI: 170
RPI	S	Opponent	Score	RPI	S	Opponent	Score	RPI	S	Opponent	Score	RPI	S	Opponent	Score	
								51	A	Bucknell	70 62	126	A	Marist	57 68	
								52	A	Northeastern	51 81	141	H	Lehigh	58 45	
								66	A	Harvard	47 67	192	A	Massachusetts	55 66	
								85	A	Boston College	51 78	196	H	Delaware	72 61	
												211	H	Brown	72 51	
												225	A	Dartmouth	44 64	
												226	A	Holy Cross	69 75	
												232	H	Colgate	72 81	
												287	H	Army West Point	63 51	
												288	H	Bryant	67 65	
												310	H	New Hampshire	60 39	
												314	A	Loyola Maryland	64 62	

LAST 12 Division I GAMES:																
				287	H	Army West Point	63 51	226	A	Holy Cross	69 75					
				66	A	Harvard	47 67	232	H	Colgate	72 81					
				85	A	Boston College	51 78	141	H	Lehigh	58 45					
				192	A	Massachusetts	55 66	314	A	Loyola Maryland	64 62					
				225	A	Dartmouth	44 64	51	A	Bucknell	70 62					
				196	H	Delaware	72 61	310	H	New Hampshire	60 39					

Non-Div I Games:

Boston U.

Average RPI Win:

276

WON-LOST

WINNING

LAST 10

STRENGTH OF

OPP. STRENGTH

TEAM

ADJ.

CONF.

ADJ CONF.

Average RPI Loss:

161

RECORD

PCT. RANK

GAMES

SCHEDULE

OF SCHEDULE

RPI

RPI

RPI

RPI

DIV. I ONLY

6- 9

227

4-6

193

318

228

228

8

8

DIV. I NON-CONF.

6- 4

125

0- 0

226

332

161

161

8

8

TOTALS

RPI 1-25

RPI 26-50

W-L RECORDS

RPI 51-100

RPI 101-150

RPI 150+

6- 9

0- 0

0- 1

OVERALL

0- 1

0- 1

6- 6

4- 3

0- 0

0- 0

HOME

0- 1

0- 1

4- 1

2- 5

0- 0

0- 1

AWAY

0- 0

0- 0

2- 4

0- 1

0- 0

0- 0

NEUTRAL

0- 0

0- 0

0- 1

6- 4

0- 0

0- 1

NON-CONFERENCE

0- 0

0- 0

6- 3

4- 0

0- 0

0- 0

HOME

0- 0

0- 0

4- 0

2- 3

0- 0

0- 1

AWAY

0- 0

0- 0

2- 2

0- 1

0- 0

0- 0

NEUTRAL

0- 0

0- 0

0- 1

0- 5

0- 0

0- 0

CONFERENCE

0- 1

0- 1

0- 3

0- 3

0- 0

0- 0

HOME

0- 1

0- 1

0- 1

0- 2

0- 0

0- 0

AWAY

0- 0

0- 0

0- 2

0- 0

0- 0

0- 0

NEUTRAL

0- 0

0- 0

0- 0

RPI 1-25

RPI 26-50

RPI 51-100

RPI 101+

Team's RPI: 228

RPI S Opponent Score

RPI S Opponent Score

RPI S Opponent Score

RPI S Opponent Score

26 A Michigan St. 69 99

94 H Toledo 65 79

113 H Northern Ill. 52 66

171 A Xavier 49 65

178 N Mercer 63 76

181 A Akron 71 74

186 A Ball St. 70 77

204 A Coastal Caro. 80 81

229 H Marshall 99 76

242 H Loyol a Chi cago 88 74

256 H Robert Morris 61 60

293 A Cani si us 74 53

294 H Western Mi ch. 82 84

306 A Val parai so 79 72

327 H Detroit Mercy 79 73

LAST 12 Division I GAMES:

306 A Val parai so 79 72

94 H Toledo 65 79

327 H Detroit Mercy 79 73

113 H Northern Ill. 52 66

293 A Cani si us 74 53

181 A Akron 71 74

171 A Xavier 49 65

186 A Ball St. 70 77

178 N Mercer 63 76

294 H Western Mi ch. 82 84

204 A Coastal Caro. 80 81

242 H Loyol a Chi cago 88 74

B
o
w
l
i
n
g
G
r
e
e
nB
o
w
l
i
n
g
G
r
e
e
n

Non-Div I Games:

Davis & Elkins

63 28

Bowling Green

Loss, Non-Conf, S Site, H Home A Away N Neutral

Average RPI Win:	264	WON-LOST	WINNING	LAST 10	STRENGTH OF	OPP. STRENGTH	TEAM	ADJ.	CONF.	ADJ CONF.
Average RPI Loss:	61	RECORD	PCT. RANK	GAMES	SCHEDULE	OF SCHEDULE	RPI	RPI	RPI	RPI
DIV. I ONLY	11- 4	56	6-4	329	116	179	179	12	12	
DIV. I NON-CONF.	9- 1	31	1- 0	344	173	139	139	14	14	

TOTALS	RPI 1-25	RPI 26-50	W-L RECORDS	RPI 51-100	RPI 101-150	RPI 150+				
11- 4	0- 1	0- 1	OVERALL	0- 1	1- 1	10- 0				
5- 3	0- 1	0- 0	HOME	0- 1	0- 1	5- 0				
5- 1	0- 0	0- 1	AWAY	0- 0	1- 0	4- 0				
1- 0	0- 0	0- 0	NEUTRAL	0- 0	0- 0	1- 0				
9- 1	0- 0	0- 1	NON-CONFERENCE	0- 0	0- 0	9- 0				
5- 0	0- 0	0- 0	HOME	0- 0	0- 0	5- 0				
3- 1	0- 0	0- 1	AWAY	0- 0	0- 0	3- 0				
1- 0	0- 0	0- 0	NEUTRAL	0- 0	0- 0	1- 0				
2- 3	0- 1	0- 0	CONFERENCE	0- 1	1- 1	1- 0				
0- 3	0- 1	0- 0	HOME	0- 1	0- 1	0- 0				
2- 0	0- 0	0- 0	AWAY	0- 0	1- 0	1- 0				
0- 0	0- 0	0- 0	NEUTRAL	0- 0	0- 0	0- 0				

RPI 1-25				RPI 26-50				RPI 51-100				RPI 101+ Team's RPI: 179			
RPI	S	Opponent	Score	RPI	S	Opponent	Score	RPI	S	Opponent	Score	RPI	S	Opponent	Score
13	H	Drake	63 92	45	A	Purdue	61 74	75	H	UNI	78 81	111	H	Missouri St.	56 68
												150	A	Indiana St.	61 45
												196	N	Delaware	59 47
												217	H	Southeast Mo. St.	85 79
												243	H	Western Ill.	82 68
												253	H	Eastern Ill.	67 64
												268	A	Cleveland St.	67 65
												289	A	Fla. Atlantic	80 59
												292	H	Oakland	73 64
												307	A	Omaha	80 60
												341	A	Evansville	75 68
												343	H	Chicago St.	89 59
LAST 12 Division I GAMES:															
13	H	Drake	63 92	289	A	Fla. Atlantic	80 59	111	H	Missouri St.	56 68	150	A	Indiana St.	61 45
343	H	Chicago St.	89 59	75	H	UNI	78 81	292	H	Oakland	73 64	341	A	Evansville	75 68
45	A	Purdue	61 74	243	H	Western Ill.	82 68	253	H	Eastern Ill.	67 64	268	A	Cleveland St.	67 65
268	A	Cleveland St.	67 65	289	A	Fla. Atlantic	80 59	292	H	Oakland	73 64	307	A	Omaha	80 60
307	A	Omaha	80 60	341	A	Evansville	75 68	343	H	Chicago St.	89 59				
243	H	Western Ill.	82 68												

Non-Div I Games: Rockhurst 83 40

Bradley

Average RPI Win:	269	WON-LOST	WINNING	LAST 10	STRENGTH OF	OPP. STRENGTH	TEAM	ADJ.	CONF.	ADJ CONF.
Average RPI Loss:	134	RECORD	PCT. RANK	GAMES	SCHEDULE	OF SCHEDULE	RPI	RPI	RPI	RPI
DIV. I ONLY	7- 8	195	5-5	263	218	211	211	11	11	
DIV. I NON-CONF.	6- 8	199	0- 1	285	221	246	246	10	10	
<hr/>										
TOTALS	RPI 1-25	RPI 26-50	W-L RECORDS	RPI 51-100	RPI 101-150	RPI 150+				
7- 8	0- 1	0- 0	OVERALL	0- 2	1- 1	6- 4				
4- 2	0- 0	0- 0	HOME	0- 1	1- 0	3- 1				
2- 6	0- 1	0- 0	AWAY	0- 1	0- 1	2- 3				
1- 0	0- 0	0- 0	NEUTRAL	0- 0	0- 0	1- 0				
6- 8	0- 1	0- 0	NON-CONFERENCE	0- 2	0- 1	6- 4				
3- 2	0- 0	0- 0	HOME	0- 1	0- 0	3- 1				
2- 6	0- 1	0- 0	AWAY	0- 1	0- 1	2- 3				
1- 0	0- 0	0- 0	NEUTRAL	0- 0	0- 0	1- 0				
1- 0	0- 0	0- 0	CONFERENCE	0- 0	1- 0	0- 0				
1- 0	0- 0	0- 0	HOME	0- 0	1- 0	0- 0				
0- 0	0- 0	0- 0	AWAY	0- 0	0- 0	0- 0				
0- 0	0- 0	0- 0	NEUTRAL	0- 0	0- 0	0- 0				

RPI	S	Opponent	Score	RPI	S	Opponent	Score	RPI	S	Opponent	Score	RPI	S	Opponent	Score	Team's RPI: 211
16	A	Rutgers	52 73					51	H	Bucknell	78 91	113	A	Northern Ill.	102 109	
								67	A	Maine	96 102	119	H	Yale	86 71	
												170	A	Boston U.	51 72	
												173	A	Rhode Island	67 72	
												192	H	Massachusetts	61 90	
												226	A	Holy Cross	89 85	
												288	A	Bryant	57 75	
												288	N	Bryant	84 68	
												291	H	Central Conn. St.	68 63	
												309	H	Fairfield	68 49	
												310	H	New Hampshire	76 70	
												343	A	Chicago St.	90 65	
<hr/>																
LAST 12 Division I GAMES:																
67	A	Maine	96 102	173	A	Rhode Island	67 72									
288	N	Bryant	84 68	119	H	Yale	86 71									
51	H	Bucknell	78 91	16	A	Rutgers	52 73									
192	H	Massachusetts	61 90	113	A	Northern Ill.	102 109									
309	H	Fairfield	68 49	343	A	Chicago St.	90 65									
226	A	Holy Cross	89 85	310	H	New Hampshire	76 70									

Non-Div I Games: Johnson & Wales (RI) 78 46 Adelphi 75 62

Brown

Average RPI Win:	277	WON-LOST	WINNING	LAST 10	STRENGTH OF	OPP. STRENGTH	TEAM	ADJ.	CONF.	ADJ CONF.
Average RPI Loss:	177	RECORD	PCT. RANK	GAMES	SCHEDULE	OF SCHEDULE	RPI	RPI	RPI	RPI
DIV. I ONLY	4- 12	289	2-8	221	316	288	288	31	31	
DIV. I NON-CONF.	2- 9	297	0- 1	154	231	275	275	31	31	

TOTALS	RPI 1-25	RPI 26-50	W-L RECORDS	RPI 51-100	RPI 101-150	RPI 150+				
4- 12	0- 0	0- 0	OVERALL	0- 4	0- 1	4- 7				
2- 4	0- 0	0- 0	HOME	0- 1	0- 0	2- 3				
2- 6	0- 0	0- 0	AWAY	0- 2	0- 1	2- 3				
0- 2	0- 0	0- 0	NEUTRAL	0- 1	0- 0	0- 1				
2- 9	0- 0	0- 0	NON-CONFERENCE	0- 4	0- 1	2- 4				
1- 2	0- 0	0- 0	HOME	0- 1	0- 0	1- 1				
1- 5	0- 0	0- 0	AWAY	0- 2	0- 1	1- 2				
0- 2	0- 0	0- 0	NEUTRAL	0- 1	0- 0	0- 1				
2- 3	0- 0	0- 0	CONFERENCE	0- 0	0- 0	2- 3				
1- 2	0- 0	0- 0	HOME	0- 0	0- 0	1- 2				
1- 1	0- 0	0- 0	AWAY	0- 0	0- 0	1- 1				
0- 0	0- 0	0- 0	NEUTRAL	0- 0	0- 0	0- 0				

RPI 1-25				RPI 26-50				RPI 51-100				RPI 101+ Team's RPI: 288					
RPI	S	Opponent	Score	RPI	S	Opponent	Score	RPI	S	Opponent	Score	RPI	S	Opponent	Score		
								67	H	Maine	57	74	118	A	West Virginia	48	94
								85	A	Boston College	46	83	170	A	Boston U.	65	67
								92	A	Hartford	57	67	211	H	Brown	75	57
								93	N	Providence	64	72	211	N	Brown	68	84
													215	A	Sacred Heart	48	49
													226	H	Holy Cross	62	81
													251	A	Mt. St. Mary's	73	68
													256	H	Robert Morris	57	60
													282	H	St. Francis Brooklyn	55	60
													295	A	UMass Lowell	58	57
													310	A	New Hampshire	74	79
													351	H	LIU Brooklyn	69	62
LAST 12 Division I GAMES:																	
351	H	LIU Brooklyn	69	62	93	N	Providence	64	72	256	H	Robert Morris	57	60			
226	H	Holy Cross	62	81	215	A	Sacred Heart	48	49	251	A	Mt. St. Mary's	73	68			
92	A	Hartford	57	67	282	H	St. Francis Brooklyn	55	60	310	A	Boston U.	65	67			
85	A	Boston College	46	83													
211	N	Brown	68	84													
310	A	New Hampshire	74	79													

Non-Div I Games:

Bryant

Average RPI Win:	216	WON-LOST	WINNING	LAST 10	STRENGTH OF	OPP. STRENGTH	TEAM	ADJ.	CONF.	ADJ CONF.
Average RPI Loss:	77	RECORD	PCT. RANK	GAMES	SCHEDULE	OF SCHEDULE	RPI	RPI	RPI	RPI
DIV. I ONLY	14- 4	39	8-2	141	178	51	51	20	20	
DIV. I NON-CONF.	9- 3	61	0- 0	138	108	43	43	24	24	

TOTALS	RPI 1-25	RPI 26-50	W-L RECORDS	RPI 51-100	RPI 101-150	RPI 150+				
14- 4	0- 2	0- 0	OVERALL	1- 0	3- 1	10- 1				
6- 1	0- 0	0- 0	HOME	1- 0	3- 0	2- 1				
6- 3	0- 2	0- 0	AWAY	0- 0	0- 1	6- 0				
2- 0	0- 0	0- 0	NEUTRAL	0- 0	0- 0	2- 0				
9- 3	0- 2	0- 0	NON-CONFERENCE	1- 0	1- 1	7- 0				
4- 0	0- 0	0- 0	HOME	1- 0	1- 0	2- 0				
3- 3	0- 2	0- 0	AWAY	0- 0	0- 1	3- 0				
2- 0	0- 0	0- 0	NEUTRAL	0- 0	0- 0	2- 0				
5- 1	0- 0	0- 0	CONFERENCE	0- 0	2- 0	3- 1				
2- 1	0- 0	0- 0	HOME	0- 0	2- 0	0- 1				
3- 0	0- 0	0- 0	AWAY	0- 0	0- 0	3- 0				
0- 0	0- 0	0- 0	NEUTRAL	0- 0	0- 0	0- 0				

RPI 1-25				RPI 26-50				RPI 51-100 Team's RPI: 51				RPI 101+			
RPI	S	Opponent	Score	RPI	S	Opponent	Score	RPI	S	Opponent	Score	RPI	S	Opponent	Score
4	A	Syracuse	56 70					70	H	Quinnipiac	75 58	104	H	Youngstown St.	73 68
12	A	Iowa St.	61 86									123	A	Drexel	42 64
												131	H	American	71 56
												141	H	Lehigh	71 53
												170	H	Boston U.	62 70
												192	N	Massachusetts	77 58
												207	H	Rider	80 59
												211	A	Brown	91 78
												221	A	St. Bonaventure	77 46
												232	A	Colgate	90 62
												254	A	Monmouth	70 32
												287	A	Army West Point	66 52
												309	N	Fairfield	77 54
												329	A	Lafayette	56 47
												332	H	Iona	81 43

LAST 12 Division I GAMES:															
131	H	American	71 56	232	A	Colgate	90 62								
12	A	Iowa St.	61 86	141	H	Lehigh	71 53								
104	H	Youngstown St.	73 68	329	A	Lafayette	56 47								
207	H	Rider	80 59	287	A	Army West Point	66 52								
332	H	Iona	81 43	170	H	Boston U.	62 70								
221	A	St. Bonaventure	77 46	211	A	Brown	91 78								

Non-Div I Games:

Bucknell

Average RPI Win:	199	WON-LOST	WINNING	LAST 10	STRENGTH OF	OPP. STRENGTH	TEAM	ADJ.	CONF.	ADJ CONF.
Average RPI Loss:	39	RECORD	PCT. RANK	GAMES	SCHEDULE	OF SCHEDULE	RPI	RPI	RPI	RPI
DIV. I ONLY	12- 4	49	7-3	71	135	35	35	8	8	
DIV. I NON-CONF.	8- 3	71	0- 0	110	75	45	45	8	8	

TOTALS	RPI 1-25	RPI 26-50	W-L RECORDS	RPI 51-100	RPI 101-150	RPI 150+				
12- 4	0- 2	1- 1	OVERALL	1- 0	1- 1	9- 0				
3- 2	0- 1	0- 1	HOME	0- 0	0- 0	3- 0				
7- 2	0- 1	0- 0	AWAY	0- 0	1- 1	6- 0				
2- 0	0- 0	1- 0	NEUTRAL	1- 0	0- 0	0- 0				
8- 3	0- 2	1- 0	NON-CONFERENCE	1- 0	0- 1	6- 0				
2- 1	0- 1	0- 0	HOME	0- 0	0- 0	2- 0				
4- 2	0- 1	0- 0	AWAY	0- 0	0- 1	4- 0				
2- 0	0- 0	1- 0	NEUTRAL	1- 0	0- 0	0- 0				
4- 1	0- 0	0- 1	CONFERENCE	0- 0	1- 0	3- 0				
1- 1	0- 0	0- 1	HOME	0- 0	0- 0	1- 0				
3- 0	0- 0	0- 0	AWAY	0- 0	1- 0	2- 0				
0- 0	0- 0	0- 0	NEUTRAL	0- 0	0- 0	0- 0				

RPI 1-25				RPI 26-50				RPI 51-100				RPI 101+			
RPI	S	Opponent	Score	RPI	S	Opponent	Score	RPI	S	Opponent	Score	RPI	S	Opponent	Score
3	H	Stanford	55 62	28	N	South Dakota St.	61 55	83	N	Georgetown	73 64	101	A	Miami (OH)	66 59
5	A	Oregon	82 102	40	H	Ohio	71 74					109	A	Dayton	59 72
												182	A	Eastern Mich.	91 84
												186	H	Ball St.	77 65
												221	H	St. Bonaventure	90 43
												225	A	Dartmouth	75 69
												235	H	Niagara	88 61
												244	A	UMES	69 63
												291	A	Central Conn. St.	82 69
												293	A	Canisius	84 66
												294	A	Western Mich.	61 59
LAST 12 Division I GAMES:															
221	H	St. Bonaventure	90 43	294	A	Western Mich.	61 59	186	H	Ball St.	77 65	101	A	Miami (OH)	66 59
3	H	Stanford	55 62					182	H	Ball St.	77 65	182	A	Eastern Mich.	91 84
225	A	Dartmouth	75 69					40	H	Ohio	71 74	293	A	Canisius	84 66
109	A	Dayton	59 72					28	N	South Dakota St.	61 55	294	A	Western Mich.	61 59
293	A	Canisius	84 66												
291	A	Central Conn. St.	82 69												

Non-Div I Games:

Buffalo

ButlerButler

Butler

Average RPI Win: 250	WON-LOST RECORD	WINNING PCT. RANK	LAST 10 GAMES	STRENGTH OF SCHEDULE	OPP. STRENGTH OF SCHEDULE	TEAM RPI	ADJ. RPI	CONF. RPI	ADJ CONF. RPI
Average RPI Loss: 207									
DIV. I ONLY	6- 11	249	4-6	312	273	269	269	29	29
DIV. I NON-CONF.	2- 9	297	0- 0	275	264	311	311	30	30

TOTALS	RPI 1-25	RPI 26-50	W-L RECORDS	RPI 51-100	RPI 101-150	RPI 150+			
6- 11	0- 0	0- 1	OVERALL	1- 0	0- 1	5- 9			
2- 2	0- 0	0- 0	HOME	1- 0	0- 0	1- 2			
4- 9	0- 0	0- 1	AWAY	0- 0	0- 1	4- 7			
0- 0	0- 0	0- 0	NEUTRAL	0- 0	0- 0	0- 0			
2- 9	0- 0	0- 1	NON-CONFERENCE	1- 0	0- 1	1- 7			
1- 1	0- 0	0- 0	HOME	1- 0	0- 0	0- 1			
1- 8	0- 0	0- 1	AWAY	0- 0	0- 1	1- 6			
0- 0	0- 0	0- 0	NEUTRAL	0- 0	0- 0	0- 0			
4- 2	0- 0	0- 0	CONFERENCE	0- 0	0- 0	4- 2			
1- 1	0- 0	0- 0	HOME	0- 0	0- 0	1- 1			
3- 1	0- 0	0- 0	AWAY	0- 0	0- 0	3- 1			
0- 0	0- 0	0- 0	NEUTRAL	0- 0	0- 0	0- 0			

RPI 1-25	RPI 26-50	RPI 51-100	RPI 101+	Team's RPI: 269
RPI S Opponent Score	RPI S Opponent Score	RPI S Opponent Score	RPI S Opponent Score	
	30 Oregon St. 52 92	79 Wright St. 76 74	148 UC Irvine 78 85	
			180 New Mexico St. 59 61	
			187 UC Riverside 67 79	
			190 North Texas 59 71	
			193 UMKC 67 57	
			213 Cal St. Fullerton 56 64	
			219 Utah Valley 70 78	
			222 SMU 43 49	
			248 UTRGV 68 63	
			261 UTEP 47 53	
			301 UC Santa Barbara 56 48	
			307 Omaha 46 53	
			319 San Jose St. 72 82	
			335 Seattle U 70 60	
			343 Chicago St. 67 56	
LAST 12 Division I GAMES:				
	335 Seattle U 70 60	343 Chicago St. 67 56		
	187 UC Riverside 67 79	193 UMKC 67 57		
	30 Oregon St. 52 92	180 New Mexico St. 59 61		
	190 North Texas 59 71	248 UTRGV 68 63		
	222 SMU 43 49	219 Utah Valley 70 78		
	307 Omaha 46 53	213 Cal St. Fullerton 56 64		

Non-Div I Games: Whittier 74 46 Westcliff 91 37

C
S
U
N

C
S
U
N

CSUN

Average RPI Win:	270	WON-LOST	WINNING	LAST 10	STRENGTH OF	OPP. STRENGTH	TEAM	ADJ.	CONF.	ADJ CONF.
Average RPI Loss:	153	RECORD	PCT. RANK	GAMES	SCHEDULE	OF SCHEDULE	RPI	RPI	RPI	RPI
DIV. I ONLY	3- 11	303	3-7	251	167	303	303	21	21	
DIV. I NON-CONF.	2- 8	293	0- 0	257	68	299	299	21	21	

TOTALS	RPI 1-25	RPI 26-50	W-L RECORDS	RPI 51-100	RPI 101-150	RPI 150+				
3- 11	0- 0	0- 3	OVERALL	0- 0	0- 2	3- 6				
2- 4	0- 0	0- 1	HOME	0- 0	0- 1	2- 2				
1- 6	0- 0	0- 2	AWAY	0- 0	0- 1	1- 3				
0- 1	0- 0	0- 0	NEUTRAL	0- 0	0- 0	0- 1				
2- 8	0- 0	0- 3	NON-CONFERENCE	0- 0	0- 1	2- 4				
1- 3	0- 0	0- 1	HOME	0- 0	0- 0	1- 2				
1- 4	0- 0	0- 2	AWAY	0- 0	0- 1	1- 1				
0- 1	0- 0	0- 0	NEUTRAL	0- 0	0- 0	0- 1				
1- 3	0- 0	0- 0	CONFERENCE	0- 0	0- 1	1- 2				
1- 1	0- 0	0- 0	HOME	0- 0	0- 1	1- 0				
0- 2	0- 0	0- 0	AWAY	0- 0	0- 0	0- 2				
0- 0	0- 0	0- 0	NEUTRAL	0- 0	0- 0	0- 0				

RPI 1-25				RPI 26-50				RPI 51-100				RPI 101+ Team's RPI: 303			
RPI	S	Opponent	Score	RPI	S	Opponent	Score	RPI	S	Opponent	Score	RPI	S	Opponent	Score
				30	A	Oregon St.	54 79					133	A	Fresno St.	58 76
				43	A	UCLA	35 81					148	H	UC Irvine	59 75
				49	H	Saint Mary's (CA)	51 69					161	H	Pepperdine	63 70
												162	H	Illinois	51 74
												175	H	Eastern Wash.	59 55
												213	A	Cal St. Fullerton	64 78
												237	A	Sacramento St.	85 88
												250	N	San Francisco	62 65
												258	A	Long Beach St.	58 61
												301	H	UC Santa Barbara	75 67
												335	A	Seattle U	60 50
LAST 12 Division I GAMES:															
				335	A	Seattle U	60 50	213	A	Cal St. Fullerton	64 78				
				49	H	Saint Mary's (CA)	51 69	258	A	Long Beach St.	58 61				
				175	H	Eastern Wash.	59 55	301	H	UC Santa Barbara	75 67				
				161	H	Pepperdine	63 70	148	H	UC Irvine	59 75				
				162	H	Illinois	51 74	43	A	UCLA	35 81				
				250	N	San Francisco	62 65	133	A	Fresno St.	58 76				

Non-Div I Games: Academy of Art 87 65

Cal Poly

Average RPI Win:	275	WON-LOST	WINNING	LAST 10	STRENGTH OF	OPP. STRENGTH	TEAM	ADJ.	CONF.	ADJ CONF.
Average RPI Loss:	129	RECORD	PCT. RANK	GAMES	SCHEDULE	OF SCHEDULE	RPI	RPI	RPI	RPI
DIV. I ONLY	9- 6	115	8-2	324	211	213	213	21	21	
DIV. I NON-CONF.	7- 5	132	0- 0	318	219	224	224	21	21	

TOTALS	RPI 1-25	RPI 26-50	W-L RECORDS	RPI 51-100	RPI 101-150	RPI 150+				
9- 6	0- 0	0- 0	OVERALL	0- 2	0- 2	9- 2				
5- 3	0- 0	0- 0	HOME	0- 1	0- 0	5- 2				
4- 3	0- 0	0- 0	AWAY	0- 1	0- 2	4- 0				
0- 0	0- 0	0- 0	NEUTRAL	0- 0	0- 0	0- 0				
7- 5	0- 0	0- 0	NON-CONFERENCE	0- 2	0- 1	7- 2				
3- 3	0- 0	0- 0	HOME	0- 1	0- 0	3- 2				
4- 2	0- 0	0- 0	AWAY	0- 1	0- 1	4- 0				
0- 0	0- 0	0- 0	NEUTRAL	0- 0	0- 0	0- 0				
2- 1	0- 0	0- 0	CONFERENCE	0- 0	0- 1	2- 0				
2- 0	0- 0	0- 0	HOME	0- 0	0- 0	2- 0				
0- 1	0- 0	0- 0	AWAY	0- 0	0- 1	0- 0				
0- 0	0- 0	0- 0	NEUTRAL	0- 0	0- 0	0- 0				

RPI 1-25				RPI 26-50				RPI 51-100				RPI 101+ Team's RPI: 213					
RPI	S	Opponent	Score	RPI	S	Opponent	Score	RPI	S	Opponent	Score	RPI	S	Opponent	Score		
								65	H	Paci fi c	64	72	102	A	UC Davi s	51	75
								99	A	Washi ngton	74	83	125	A	Portl and	74	83
												176	H	Santa Clara	60	64	
												206	H	San Diego St.	72	83	
												219	H	Utah Valley	56	55	
												225	H	Dartmouth	67	62	
												260	A	Col umbi a	61	58	
												269	H	CSU Bakersfi el d	64	56	
												271	H	Hawai i	72	68	
												286	A	Cal i forni a Bapti st	79	65	
												303	H	Cal Poly	78	64	
												305	A	Saint Peter' s	69	45	
												335	A	Seattle U	57	54	
LAST 12 Division I GAMES:																	
305	A	Saint Peter' s	69	45	303	H	Cal Poly	78	64								
260	A	Col umbi a	61	58	102	A	UC Davi s	51	75								
269	H	CSU Bakersfi el d	64	56	271	H	Hawai i	72	68								
225	H	Dartmouth	67	62	219	H	Utah Valley	56	55								
125	A	Portl and	74	83	65	H	Paci fi c	64	72								
176	H	Santa Clara	60	64	206	H	San Diego St.	72	83								

Non-Div I Games: Antelope Valley 77 65

Cal St. Fullerton

Average RPI	Win:	119	WON-LOST	WINNING	LAST 10	STRENGTH OF	OPP. STRENGTH	TEAM	ADJ.	CONF.	ADJ CONF.
Average RPI	Loss:	38	RECORD	PCT. RANK	GAMES	SCHEDULE	OF SCHEDULE	RPI	RPI	RPI	RPI
DIV. I ONLY		11- 5		77	5-5	24	13	29	29	2	2
DIV. I NON-CONF.		9- 2		43	0- 0	25	48	15	15	2	2

TOTALS	RPI 1-25		RPI 26-50		W-L RECORDS	RPI 51-100		RPI 101-150		RPI 150+	
11- 5	1- 2		1- 1		OVERALL	4- 2		2- 0		3- 0	
5- 3	0- 1		0- 1		HOME	2- 1		1- 0		2- 0	
4- 2	1- 1		1- 0		AWAY	0- 1		1- 0		1- 0	
2- 0	0- 0		0- 0		NEUTRAL	2- 0		0- 0		0- 0	
9- 2	1- 1		1- 0		NON-CONFERENCE	2- 1		2- 0		3- 0	
3- 2	0- 1		0- 0		HOME	0- 1		1- 0		2- 0	
4- 0	1- 0		1- 0		AWAY	0- 0		1- 0		1- 0	
2- 0	0- 0		0- 0		NEUTRAL	2- 0		0- 0		0- 0	
2- 3	0- 1		0- 1		CONFERENCE	2- 1		0- 0		0- 0	
2- 1	0- 0		0- 1		HOME	2- 0		0- 0		0- 0	
0- 2	0- 1		0- 0		AWAY	0- 1		0- 0		0- 0	
0- 0	0- 0		0- 0		NEUTRAL	0- 0		0- 0		0- 0	

RPI 1-25				RPI 26-50				RPI 51-100				RPI 101+			
RPI	S	Opponent	Score	RPI	S	Opponent	Score	RPI	S	Opponent	Score	RPI	S	Opponent	Score
8	H	UConn	66 76	43	H	UCLA	79 84	58	H	Southern Cal i forni a	66 59	112	A	Penn St.	75 58
15	A	Ari zona St.	61 62	49	A	Saint Mary's (CA)	81 78	60	A	Ari zona	55 60	121	H	Houston	80 79
20	A	BYU	70 52					65	N	Paci fi c	81 69	154	H	CSUN	67 42
								66	H	Harvard	79 85	238	A	San Di ego	70 53
								89	N	Tul ane	65 57	301	H	UC Santa Barbara	69 45
								98	H	Washi ngton St.	77 63				

Team's RPI: 29															
LAST 12 Division I GAMES:															
66	H	Harvard	79 85	98	H	Washington St.	77 63	15	A	Ari zona St.	61 62				
8	H	UConn	66 76	15	A	Ari zona	55 60	60	A	Ari zona	55 60				
301	H	UC Santa Barbara	69 45	58	H	Southern Cal i forni a	66 59	58	H	UCLA	79 84				
49	A	Saint Mary's (CA)	81 78	43	H	UCLA	79 84	89	N	Tul ane	65 57				
154	H	CSUN	67 42												
238	A	San Di ego	70 53												

Non-Di v I Games:

Cal i forni a

Average RPI		Win: 272	WON-LOST RECORD	WINNING PCT. RANK	LAST 10 GAMES	STRENGTH OF SCHEDULE	OPP. STRENGTH OF SCHEDULE	TEAM RPI	ADJ. RPI	CONF. RPI	ADJ CONF. RPI
Loss: 176											
DIV. I ONLY		4- 9	273	7-3	276	251	286	286	29	29	
DIV. I NON-CONF.		3- 6	241	0- 0	252	222	258	258	30	30	
TOTALS		RPI 1-25	RPI 26-50	W-L RECORDS		RPI 51-100	RPI 101-150	RPI 150+			
4- 9	0- 1		0- 0	OVERALL		0- 0	0- 1	4- 7			
2- 3	0- 0		0- 0	HOME		0- 0	0- 1	2- 2			
2- 5	0- 0		0- 0	AWAY		0- 0	0- 0	2- 5			
0- 1	0- 1		0- 0	NEUTRAL		0- 0	0- 0	0- 0			
3- 6	0- 1		0- 0	NON-CONFERENCE		0- 0	0- 1	3- 4			
1- 2	0- 0		0- 0	HOME		0- 0	0- 1	1- 1			
2- 3	0- 0		0- 0	AWAY		0- 0	0- 0	2- 3			
0- 1	0- 1		0- 0	NEUTRAL		0- 0	0- 0	0- 0			
1- 3	0- 0		0- 0	CONFERENCE		0- 0	0- 0	1- 3			
1- 1	0- 0		0- 0	HOME		0- 0	0- 0	1- 1			
0- 2	0- 0		0- 0	AWAY		0- 0	0- 0	0- 2			
0- 0	0- 0		0- 0	NEUTRAL		0- 0	0- 0	0- 0			

RPI 1-25				RPI 26-50				RPI 51-100				RPI 101+ Team's RPI: 286			
RPI	S	Opponent	Score	RPI	S	Opponent	Score	RPI	S	Opponent	Score	RPI	S	Opponent	Score
20	N	BYU	69 76									117	H	Idaho St.	57 72
												154	A	CSUN	67 73
												180	A	New Mexico St.	69 76
												187	H	UC Riverside	65 57
												193	H	UMKC	74 78
												206	A	San Diego St.	67 83
												213	H	Cal St. Fullerton	65 79
												248	A	UTRGV	56 60
												249	A	Northern Ariz.	88 91
												258	A	Long Beach St.	85 83
												301	A	UC Santa Barbara	76 64
												343	H	Chicago St.	89 52
LAST 12 Division I GAMES:															
187	H	UC Riverside	65 57	343	H	Chicago St.	89 52								
154	A	CSUN	67 73	193	H	UMKC	74 78								
20	N	BYU	69 76	248	A	UTRGV	56 60								
206	A	San Diego St.	67 83	180	A	New Mexico St.	69 76								
249	A	Northern Ariz.	88 91	301	A	UC Santa Barbara	76 64								
213	H	Cal St. Fullerton	65 79	258	A	Long Beach St.	85 83								

Non-Di v I Games:	La Sierra	91	44	Notre Dame de Namur	80	47	Fresno Paci fi c	93	71	Westcl i ff	133	43	Cal i forni a Bapti st
-------------------	-----------	----	----	---------------------	----	----	------------------	----	----	-------------	-----	----	------------------------

Loss, Non-Conf, S Site, H Home A Away N Neutral

Average RPI Win:	300	WON-LOST	WINNING	LAST 10	STRENGTH OF	OPP. STRENGTH	TEAM	ADJ.	CONF.	ADJ CONF.
Average RPI Loss:	175	RECORD	PCT. RANK	GAMES	SCHEDULE	OF SCHEDULE	RPI	RPI	RPI	RPI
DIV. I ONLY	9- 6	115	5-5	326	329	240	240	28	28	
DIV. I NON-CONF.	6- 3	91	1- 0	307	316	202	202	29	29	

TOTALS	RPI 1-25	RPI 26-50	W-L RECORDS	RPI 51-100	RPI 101-150	RPI 150+				
9- 6	0- 0	0- 0	OVERALL	0- 2	0- 0	9- 4				
4- 4	0- 0	0- 0	HOME	0- 1	0- 0	4- 3				
4- 2	0- 0	0- 0	AWAY	0- 1	0- 0	4- 1				
1- 0	0- 0	0- 0	NEUTRAL	0- 0	0- 0	1- 0				
6- 3	0- 0	0- 0	NON-CONFERENCE	0- 2	0- 0	6- 1				
2- 2	0- 0	0- 0	HOME	0- 1	0- 0	2- 1				
3- 1	0- 0	0- 0	AWAY	0- 1	0- 0	3- 0				
1- 0	0- 0	0- 0	NEUTRAL	0- 0	0- 0	1- 0				
3- 3	0- 0	0- 0	CONFERENCE	0- 0	0- 0	3- 3				
2- 2	0- 0	0- 0	HOME	0- 0	0- 0	2- 2				
1- 1	0- 0	0- 0	AWAY	0- 0	0- 0	1- 1				
0- 0	0- 0	0- 0	NEUTRAL	0- 0	0- 0	0- 0				

RPI 1-25				RPI 26-50				RPI 51-100				RPI 101+				Team's RPI: 240
RPI	S	Opponent	Score	RPI	S	Opponent	Score	RPI	S	Opponent	Score	RPI	S	Opponent	Score	
								55	H	Old Dominion	59 83	191	A	UNC Asheville	52 60	
								85	A	Boston College	56 76	208	H	Hampton	52 46	
												223	H	Howard	64 69	
												231	H	Gardner-Webb	38 52	
												262	H	Winthrop	46 59	
												275	A	Norfolk St.	57 49	
												299	H	Col. of Charleston	66 65	
												307	N	Omaha	65 52	
												311	A	FIU	59 54	
												318	H	UNC Greensboro	53 49	
												325	H	Presbyterian	51 46	
												326	A	Western Caro.	63 37	
												334	A	Charleston So.	60 58	

LAST 12 Division I GAMES:																
231	H	Gardner-Webb	38 52	311	A	FIU	59 54									
325	H	Presbyterian	51 46	208	H	Hampton	52 46									
85	A	Boston College	56 76	262	H	Winthrop	46 59									
223	H	Howard	64 69	191	A	UNC Asheville	52 60									
318	H	UNC Greensboro	53 49	334	A	Charleston So.	60 58									
307	N	Omaha	65 52	275	A	Norfolk St.	57 49									

Non-Div I Games: William Peace 65 36 Columbia (SC) 93 46

Campbell

Average RPI Win:	308	WON-LOST	WINNING	LAST 10	STRENGTH OF	OPP. STRENGTH	TEAM	ADJ.	CONF.	ADJ CONF.
Average RPI Loss:	177	RECORD	PCT. RANK	GAMES	SCHEDULE	OF SCHEDULE	RPI	RPI	RPI	RPI
DIV. I ONLY	6- 10	241	5-5	307	276	293	293	27	27	
DIV. I NON-CONF.	2- 9	297	0- 0	259	249	322	322	28	28	

TOTALS	RPI 1-25	RPI 26-50	W-L RECORDS	RPI 51-100	RPI 101-150	RPI 150+				
6- 10	0- 0	0- 1	OVERALL	0- 0	0- 3	6- 6				
3- 6	0- 0	0- 1	HOME	0- 0	0- 3	3- 2				
3- 4	0- 0	0- 0	AWAY	0- 0	0- 0	3- 4				
0- 0	0- 0	0- 0	NEUTRAL	0- 0	0- 0	0- 0				
2- 9	0- 0	0- 1	NON-CONFERENCE	0- 0	0- 2	2- 6				
1- 5	0- 0	0- 1	HOME	0- 0	0- 2	1- 2				
1- 4	0- 0	0- 0	AWAY	0- 0	0- 0	1- 4				
0- 0	0- 0	0- 0	NEUTRAL	0- 0	0- 0	0- 0				
4- 1	0- 0	0- 0	CONFERENCE	0- 0	0- 1	4- 0				
2- 1	0- 0	0- 0	HOME	0- 0	0- 1	2- 0				
2- 0	0- 0	0- 0	AWAY	0- 0	0- 0	2- 0				
0- 0	0- 0	0- 0	NEUTRAL	0- 0	0- 0	0- 0				

RPI 1-25				RPI 26-50				RPI 51-100				RPI 101+ Team's RPI: 293			
RPI	S	Opponent	Score	RPI	S	Opponent	Score	RPI	S	Opponent	Score	RPI	S	Opponent	Score
				35	H	Buffalo	66 84					101	H	Miami (OH)	59 62
												104	H	Youngstown St.	36 62
												126	H	Marist	66 71
												181	A	Akron	53 62
												221	A	St. Bonaventure	94 100
												228	H	Bowling Green	53 74
												232	A	Colgate	53 67
												248	H	UTRGV	53 57
												276	H	Vermont	67 46
												283	A	Albany (NY)	48 42
												292	A	Oakland	60 71
												305	A	Saint Peter's	75 62
												309	H	Fairfield	53 50
												332	A	Iona	48 40
												340	H	Manhattan	47 44
LAST 12 Division I GAMES:															
				276	H	Vermont	67 46					309	H	Fairfield	53 50
				181	A	Akron	53 62					305	A	Saint Peter's	75 62
				228	H	Bowling Green	53 74					332	A	Iona	48 40
				35	H	Buffalo	66 84					126	H	Marist	66 71
				104	H	Youngstown St.	36 62					340	H	Manhattan	47 44
				283	A	Albany (NY)	48 42					292	A	Oakland	60 71

Non-Div I Games:

Canisius

Central Ark.		Through Games of Sat. 1/7, 2017								
Average RPI	Win: 332	WON-LOST RECORD	WINNING PCT. RANK	LAST 10 GAMES	STRENGTH OF SCHEDULE	OPP. STRENGTH OF SCHEDULE	TEAM RPI	ADJ. RPI	CONF. RPI	ADJ CONF. RPI
168		2- 10	319	2-8	279	265	328	328	26	26
DIV. I ONLY										
DIV. I NON-CONF.		1- 5	311	0- 0	243	214	286	286	22	22
TOTALS		RPI 1-25	RPI 26-50	W-L RECORDS	RPI 51-100	RPI 101-150	RPI 150+			
2- 10	0- 0		0- 2	OVERALL	0- 1	0- 2	2- 5			
1- 3	0- 0		0- 0	HOME	0- 0	0- 1	1- 2			
1- 7	0- 0		0- 2	AWAY	0- 1	0- 1	1- 3			
0- 0	0- 0		0- 0	NEUTRAL	0- 0	0- 0	0- 0			
1- 5	0- 0		0- 2	NON-CONFERENCE	0- 0	0- 2	1- 1			
0- 1	0- 0		0- 0	HOME	0- 0	0- 1	0- 0			
1- 4	0- 0		0- 2	AWAY	0- 0	0- 1	1- 1			
0- 0	0- 0		0- 0	NEUTRAL	0- 0	0- 0	0- 0			
1- 5	0- 0		0- 0	CONFERENCE	0- 1	0- 0	1- 4			
1- 2	0- 0		0- 0	HOME	0- 0	0- 0	1- 2			
0- 3	0- 0		0- 0	AWAY	0- 1	0- 0	0- 2			
0- 0	0- 0		0- 0	NEUTRAL	0- 0	0- 0	0- 0			

RPI 1-25				RPI 26-50				RPI 51-100				RPI 101+				Team's RPI: 328	
RPI	S	Opponent	Score	RPI	S	Opponent	Score	RPI	S	Opponent	Score	RPI	S	Opponent	Score		
				34	A	Texas A&M	27 84	62	A	Lamar University	37 57	136	A	Oklahoma	52 65		
				42	A	Kansas St.	54 70					142	H	South Alabama	50 58		
												214	H	Nicholls St.	60 64		
												216	A	Sam Houston St.	62 66		
												233	A	Southeastern La.	53 62		
												272	H	A&M-Corpus Christi	65 73		
												313	H	Incarnate Word	74 43		
												333	A	Jackson St.	56 65		
												350	A	Alcorn	57 46		
LAST 12 Division I GAMES:																	
				272	H	A&M-Corpus Christi	65 73	214	H	Nicholls St.	60 64						
				42	A	Kansas St.	54 70	313	H	Incarnate Word	74 43						
				34	A	Texas A&M	27 84	62	A	Lamar University	37 57						
				136	A	Oklahoma	52 65	216	A	Sam Houston St.	62 66						
				350	A	Alcorn	57 46	233	A	Southeastern La.	53 62						
				142	H	South Alabama	50 58	333	A	Jackson St.	56 65						

Non-Div I Games:	Central Baptist	55	34	Crowley's Ridge	91	33	Williams Baptist	70	35	Hendrix	72	40	Central Ark.
------------------	-----------------	----	----	-----------------	----	----	------------------	----	----	---------	----	----	--------------

Average RPI Win: **289**
 Average RPI Loss: **176**

WON-LOST
RECORD

WINNING
PCT. RANK

LAST 10
GAMES

STRENGTH OF
SCHEDULE

OPP. STRENGTH
OF SCHEDULE

TEAM
RPI

ADJ.
RPI

CONF.
RPI

ADJ CONF.
RPI

DIV. I ONLY	4- 11	283	3-7	264	275	291	291	31	31
DIV. I NON-CONF.	3- 7	256	0- 0	157	201	225	225	31	31
<hr/>									
TOTALS	RPI 1-25	RPI 26-50	W-L RECORDS	RPI 51-100	RPI 101-150	RPI 150+			
4- 11	0- 1	0- 1	OVERALL	0- 1	0- 2	4- 6			
2- 4	0- 0	0- 1	HOME	0- 1	0- 1	2- 1			
2- 7	0- 1	0- 0	AWAY	0- 0	0- 1	2- 5			
0- 0	0- 0	0- 0	NEUTRAL	0- 0	0- 0	0- 0			
3- 7	0- 1	0- 1	NON-CONFERENCE	0- 1	0- 2	3- 2			
1- 3	0- 0	0- 1	HOME	0- 1	0- 1	1- 0			
2- 4	0- 1	0- 0	AWAY	0- 0	0- 1	2- 2			
0- 0	0- 0	0- 0	NEUTRAL	0- 0	0- 0	0- 0			
1- 4	0- 0	0- 0	CONFERENCE	0- 0	0- 0	1- 4			
1- 1	0- 0	0- 0	HOME	0- 0	0- 0	1- 1			
0- 3	0- 0	0- 0	AWAY	0- 0	0- 0	0- 3			
0- 0	0- 0	0- 0	NEUTRAL	0- 0	0- 0	0- 0			

RPI 1-25				RPI 26-50				RPI 51-100				RPI 101+ Team's RPI: 291			
RPI	S	Opponent	Score	RPI	S	Opponent	Score	RPI	S	Opponent	Score	RPI	S	Opponent	Score
16	A	Rutgers	44 73	35	H	Buffalo	69 82	92	H	Hartford	52 54	119	A	Yale	46 58
												141	H	Lehigh	62 88
												192	A	Massachusetts	59 74
												211	A	Brown	63 68
												215	A	Sacred Heart	61 66
												234	H	Saint Francis (PA)	73 62
												251	A	Mt. St. Mary's	53 84
												283	A	Albany (NY)	60 53
												310	H	New Hampshire	56 47
												315	H	Wagner	63 75
												330	A	Morgan St.	60 36
												344	A	Fairleigh Dickinson	67 74
<hr/>															
LAST 12 Division I GAMES:															
				92	H	Hartford	52 54	234	H	Saint Francis (PA)	73 62				
				119	A	Yale	46 58	251	A	Mt. St. Mary's	53 84				
				310	H	New Hampshire	56 47	344	A	Fairleigh Dickinson	67 74				
				283	A	Albany (NY)	60 53	315	H	Wagner	63 75				
				35	H	Buffalo	69 82	215	A	Sacred Heart	61 66				
				330	A	Morgan St.	60 36	192	A	Massachusetts	59 74				

Non-Div I Games:

Central Conn. St.

Loss, **Non-Conf**, **S Site**, **H Home**, **A Away**, **N Neutral**

Average RPI	Win:	128	WON-LOST	WINNING	LAST 10	STRENGTH OF	OPP. STRENGTH	TEAM	ADJ.	CONF.	ADJ CONF.
Average RPI	Loss:	56	RECORD	PCT. RANK	GAMES	SCHEDULE	OF SCHEDULE	RPI	RPI	RPI	RPI
DIV. I ONLY		13- 4		41	7-3	26	35	18	18	8	8
DIV. I NON-CONF.		9- 3		61	0- 0	93	6	36	36	8	8

TOTALS	RPI 1-25		RPI 26-50		W-L RECORDS	RPI 51-100		RPI 101-150		RPI 150+	
13- 4	1- 1		2- 1		OVERALL	3- 1		3- 1		4- 0	
4- 3	1- 1		0- 1		HOME	0- 0		1- 1		2- 0	
8- 0	0- 0		2- 0		AWAY	3- 0		1- 0		2- 0	
1- 1	0- 0		0- 0		NEUTRAL	0- 1		1- 0		0- 0	
9- 3	1- 1		1- 1		NON-CONFERENCE	2- 1		2- 0		3- 0	
3- 2	1- 1		0- 1		HOME	0- 0		1- 0		1- 0	
5- 0	0- 0		1- 0		AWAY	2- 0		0- 0		2- 0	
1- 1	0- 0		0- 0		NEUTRAL	0- 1		1- 0		0- 0	
4- 1	0- 0		1- 0		CONFERENCE	1- 0		1- 1		1- 0	
1- 1	0- 0		0- 0		HOME	0- 0		0- 1		1- 0	
3- 0	0- 0		1- 0		AWAY	1- 0		1- 0		0- 0	
0- 0	0- 0		0- 0		NEUTRAL	0- 0		0- 0		0- 0	

RPI 1-25				RPI 26-50				RPI 51-100				RPI 101+			
RPI	S	Opponent	Score	RPI	S	Opponent	Score	RPI	S	Opponent	Score	RPI	S	Opponent	Score
6	H	Louisville	68 72	28	H	South Dakota St.	71 80	70	A	Quinnipiac	67 52	101	H	Miami (OH)	67 70
17	H	UCF	75 68	38	A	Miami (FL)	90 80	73	A	Kent St.	82 75	108	H	Western Ky.	108 90
				40	A	Ohio	88 70	89	N	Tulane	57 68	113	A	Northern Ill.	89 66
								97	A	Virginia	74 61	127	N	Chattanooga	73 50
												174	A	Vanderbilt	66 57
												181	H	Akron	94 71
												292	H	Oakland	104 61
												332	A	Iona	82 39

LAST 12 Division I GAMES:															
38	A	Miami (FL)	90 80	73	A	Kent St.	82 75	101	H	Miami (OH)	67 70	113	A	Northern Ill.	89 66
89	N	Tulane	57 68	70	H	Akron	94 71	127	N	Chattanooga	73 50				
6	H	Louisville	68 72												
174	A	Vanderbilt	66 57												
70	A	Quinnipiac	67 52												
332	A	Iona	82 39												

Non-Div I Games:

Central Mich.

Average RPI Win:	342	WON-LOST	WINNING	LAST 10	STRENGTH OF	OPP. STRENGTH	TEAM	ADJ.	CONF.	ADJ CONF.
Average RPI Loss:	206	RECORD	PCT. RANK	GAMES	SCHEDULE	OF SCHEDULE	RPI	RPI	RPI	RPI

DIV. I ONLY	2- 12	328	4-6	291	337	334	334	28	28
DIV. I NON-CONF.	0- 8	336	0- 0	263	315	346	346	29	29

TOTALS	RPI 1-25	RPI 26-50	W-L RECORDS	RPI 51-100	RPI 101-150	RPI 150+			
2- 12	0- 0	0- 0	OVERALL	0- 1	0- 3	2- 8			
0- 6	0- 0	0- 0	HOME	0- 0	0- 3	0- 3			
2- 6	0- 0	0- 0	AWAY	0- 1	0- 0	2- 5			
0- 0	0- 0	0- 0	NEUTRAL	0- 0	0- 0	0- 0			
0- 8	0- 0	0- 0	NON-CONFERENCE	0- 1	0- 2	0- 5			
0- 3	0- 0	0- 0	HOME	0- 0	0- 2	0- 1			
0- 5	0- 0	0- 0	AWAY	0- 1	0- 0	0- 4			
0- 0	0- 0	0- 0	NEUTRAL	0- 0	0- 0	0- 0			
2- 4	0- 0	0- 0	CONFERENCE	0- 0	0- 1	2- 3			
0- 3	0- 0	0- 0	HOME	0- 0	0- 1	0- 2			
2- 1	0- 0	0- 0	AWAY	0- 0	0- 0	2- 1			
0- 0	0- 0	0- 0	NEUTRAL	0- 0	0- 0	0- 0			

RPI 1-25				RPI 26-50				RPI 51-100				RPI 101+ Team's RPI: 334			
RPI	S	Opponent	Score	RPI	S	Opponent	Score	RPI	S	Opponent	Score	RPI	S	Opponent	Score
								95	A	Georgia	75	83			
												104	H	Tennessee Tech	55
												130	H	Davi dson	34
												140	H	Radford	41
												202	A	Fl ori da	60
												203	H	Jacksonville	58
												208	H	Hampton	66
												240	H	Campbel l	58
												262	A	Wi nthrop	52
												290	A	North Florida	76
												297	A	South Carolina St.	58
												299	A	Col. of Charleston	52
												338	A	USC Upstate	78
												346	A	Longwood	81

LAST 12 Division I GAMES:															
208	H	Hampton	66	74	338	A	USC Upstate	78	75						
202	A	Florida	60	70	140	H	Radford	41	67						
299	A	Col. of Charleston	52	79	346	A	Longwood	81	74						
95	A	Georgia	75	83	240	H	Campbel l	58	60						
290	A	North Florida	76	82	262	A	Wi nthrop	52	57						
203	H	Jacksonville	58	68	104	H	Tennessee Tech	55	77						

Non-Div I Games:	Converse	101	50	Col umbi a (SC)	89	57	Erski ne	74	50	Charleston So.
------------------	----------	-----	----	-----------------	----	----	----------	----	----	----------------

Charlotte		Through Games of Sat. 1/7, 2017								
Average RPI	Win: 215	WON-LOST RECORD	WINNING PCT. RANK	LAST 10 GAMES	STRENGTH OF SCHEDULE	OPP. STRENGTH OF SCHEDULE	TEAM RPI	ADJ. RPI	CONF. RPI	ADJ. CONF. RPI
Loss: 151										
DIV. I ONLY		10- 8	141	5-5	196	190	164	164	16	16
DIV. I NON-CONF.		8- 4	91	1- 0	105	235	82	82	19	19
TOTALS		RPI 1-25	RPI 26-50	W-L RECORDS		RPI 51-100	RPI 101-150	RPI 150+		
10- 8	0- 0		0- 0	OVERALL		1- 1	2- 4	7- 3		
8- 1	0- 0		0- 0	HOME		1- 0	1- 1	6- 0		
1- 7	0- 0		0- 0	AWAY		0- 1	1- 3	0- 3		
1- 0	0- 0		0- 0	NEUTRAL		0- 0	0- 0	1- 0		
8- 4	0- 0		0- 0	NON-CONFERENCE		1- 1	2- 2	5- 1		
6- 1	0- 0		0- 0	HOME		1- 0	1- 1	4- 0		
1- 3	0- 0		0- 0	AWAY		0- 1	1- 1	0- 1		
1- 0	0- 0		0- 0	NEUTRAL		0- 0	0- 0	1- 0		
2- 4	0- 0		0- 0	CONFERENCE		0- 0	0- 2	2- 2		
2- 0	0- 0		0- 0	HOME		0- 0	0- 0	2- 0		
0- 4	0- 0		0- 0	AWAY		0- 0	0- 2	0- 2		
0- 0	0- 0		0- 0	NEUTRAL		0- 0	0- 0	0- 0		

RPI 1-25				RPI 26-50				RPI 51-100				RPI 101+				Team's RPI: 164	
RPI	S	Opponent	Score	RPI	S	Opponent	Score	RPI	S	Opponent	Score	RPI	S	Opponent	Score		
								79	H	Wright St.	88 85	108	A	Western Ky.	58 76		
								97	A	Virginia	61 65	110	H	Wake Forest	43 69		
												130	H	Davison	78 66		
												138	A	Fordham	64 71		
												139	A	Louisiana Tech	51 88		
												141	A	Lehigh	62 60		
												178	A	Mercer	40 57		
												191	H	UNC Asheville	70 53		
												212	A	Southern Miss.	54 65		
												220	H	East Carolina	52 46		
												229	A	Marshall	62 63		
												247	H	Bethune-Cookman	73 69		
												263	N	Liberty	63 61		
												274	H	Wofford	85 63		
												289	H	Fla. Atlantic	68 47		
												311	H	FIU	69 54		
LAST 12 Division I GAMES:																	
				229	A	Marshall	62 63	141	A	Lehigh	62 60						
				108	A	Western Ky.	58 76	139	A	Louisiana Tech	51 88						
				97	A	Virginia	61 65	212	A	Southern Miss.	54 65						
				247	H	Bethune-Cookman	73 69	289	H	Fla. Atlantic	68 47						
				130	H	Davison	78 66	311	H	FIU	69 54						
				79	H	Wright St.	88 85	178	A	Mercer	40 57						

Non-Div I Games:

Charlotte

■ Loss, ■ Non-Conf, S Site, H Home A Away N Neutral

Average RPI	Win: 215	WON-LOST	WINNING	LAST 10	STRENGTH OF	OPP. STRENGTH	TEAM	ADJ.	CONF.	ADJ CONF.
Average RPI	Loss: 55	RECORD	PCT. RANK	GAMES	SCHEDULE	OF SCHEDULE	RPI	RPI	RPI	RPI
DIV. I ONLY	7- 10	220	4-6	17	137	127	127	24	24	
DIV. I NON-CONF.	4- 10	264	1- 0	8	78	104	104	25	25	

TOTALS	RPI 1-25	RPI 26-50	W-L RECORDS	RPI 51-100	RPI 101-150	RPI 150+				
7- 10	0- 4	0- 1	OVERALL	1- 3	0- 2	6- 0				
4- 5	0- 2	0- 1	HOME	0- 1	0- 1	4- 0				
1- 3	0- 1	0- 0	AWAY	0- 1	0- 1	1- 0				
2- 2	0- 1	0- 0	NEUTRAL	1- 1	0- 0	1- 0				
4- 10	0- 4	0- 1	NON-CONFERENCE	1- 3	0- 2	3- 0				
1- 5	0- 2	0- 1	HOME	0- 1	0- 1	1- 0				
1- 3	0- 1	0- 0	AWAY	0- 1	0- 1	1- 0				
2- 2	0- 1	0- 0	NEUTRAL	1- 1	0- 0	1- 0				
3- 0	0- 0	0- 0	CONFERENCE	0- 0	0- 0	3- 0				
3- 0	0- 0	0- 0	HOME	0- 0	0- 0	3- 0				
0- 0	0- 0	0- 0	AWAY	0- 0	0- 0	0- 0				
0- 0	0- 0	0- 0	NEUTRAL	0- 0	0- 0	0- 0				

RPI 1-25				RPI 26-50				RPI 51-100				RPI 101+				Team's RPI: 127
RPI	S	Opponent	Score	RPI	S	Opponent	Score	RPI	S	Opponent	Score	RPI	S	Opponent	Score	
6	H	Louisville	49 75	28	H	South Dakota St.	54 71	67	N	Maine	66 61	114	A	Northern Colo.	65 68	
7	H	NC State	58 78					68	N	Middle Tenn.	47 58	143	H	UT Martin	79 81	
17	A	UCF	37 75					71	H	Belmont	51 67	208	A	Hampton	58 50	
18	N	Central Mich.	50 73					77	A	Virginia Tech	59 74	209	N	Saint Louis	71 61	
												239	H	ETSU	76 67	
												245	H	Furman	73 53	
												263	H	Liberty	75 60	
												274	H	Wofford	89 82	

LAST 12 Division I GAMES:																
7	H	NC State	58 78	67	N	Maine	66 61	245	H	Furman	73 53					
71	H	Belmont	51 67	274	H	Wofford	89 82	239	H	ETSU	76 67					
114	A	Northern Colo.	65 68	68	N	Middle Tenn.	47 58									
28	H	South Dakota St.	54 71	18	N	Central Mich.	50 73									
17	A	UCF	37 75													
143	H	UT Martin	79 81													

Non-Div I Games: Lee

61 55

Chattanooga

Average RPI Win:	337	WON-LOST	WINNING	LAST 10	STRENGTH OF	OPP. STRENGTH	TEAM	ADJ.	CONF.	ADJ CONF.
Average RPI Loss:	209	RECORD	PCT. RANK	GAMES	SCHEDULE	OF SCHEDULE	RPI	RPI	RPI	RPI
DIV. I ONLY	1- 16	345	1-9	235	342	343	343	29	29	
DIV. I NON-CONF.	0- 13	336	0- 0	153	340	339	339	30	30	

TOTALS	RPI 1-25	RPI 26-50	W-L RECORDS	RPI 51-100	RPI 101-150	RPI 150+				
1- 16	0- 0	0- 0	OVERALL	0- 1	0- 1	1- 14				
1- 7	0- 0	0- 0	HOME	0- 0	0- 0	1- 7				
0- 8	0- 0	0- 0	AWAY	0- 1	0- 1	0- 6				
0- 1	0- 0	0- 0	NEUTRAL	0- 0	0- 0	0- 1				
0- 13	0- 0	0- 0	NON-CONFERENCE	0- 1	0- 1	0- 11				
0- 5	0- 0	0- 0	HOME	0- 0	0- 0	0- 5				
0- 7	0- 0	0- 0	AWAY	0- 1	0- 1	0- 5				
0- 1	0- 0	0- 0	NEUTRAL	0- 0	0- 0	0- 1				
1- 3	0- 0	0- 0	CONFERENCE	0- 0	0- 0	1- 3				
1- 2	0- 0	0- 0	HOME	0- 0	0- 0	1- 2				
0- 1	0- 0	0- 0	AWAY	0- 0	0- 0	0- 1				
0- 0	0- 0	0- 0	NEUTRAL	0- 0	0- 0	0- 0				

RPI 1-25				RPI 26-50				RPI 51-100				RPI 101+ Team's RPI: 343			
RPI	S	Opponent	Score	RPI	S	Opponent	Score	RPI	S	Opponent	Score	RPI	S	Opponent	Score
								74	A	Northwestern	35 97	113	A	Northern Ill.	52 114
												153	H	UAB	45 90
												157	A	Wisconsin	38 85
												169	A	Morehead St.	68 104
												171	A	Xavier	57 91
												179	A	Bradley	59 89
												193	H	UMKC	58 111
												200	H	SIUE	66 82
												211	H	Brown	65 90
												242	A	Loyola Chicago	40 76
												269	H	CSU Bakersfield	56 67
												282	N	St. Francis Brooklyn	73 110
												286	A	California Baptist	52 89
												306	H	Valparaiso	70 76
												337	H	Grand Canyon	50 48
												341	H	Evansville	58 67
LAST 12 Division I GAMES:															
179	A	Bradley	59 89	269	H	CSU Bakersfield	56 67								
113	A	Northern Ill.	52 114	337	H	Grand Canyon	50 48								
74	A	Northwestern	35 97	286	A	California Baptist	52 89								
157	A	Wisconsin	38 85	193	H	UMKC	58 111								
200	H	SIUE	66 82	211	H	Brown	65 90								
306	H	Valparaiso	70 76	242	A	Loyola Chicago	40 76								

Non-Div I Games:

Chicago St.

Cincinnati				Through Games Of Jan. 19, 2019							
Average RPI	Win:	212	WON-LOST	WINNING	LAST 10	STRENGTH OF	OPP. STRENGTH	TEAM	ADJ.	CONF.	ADJ CONF.
Average RPI	Loss:	75	RECORD	PCT. RANK	GAMES	SCHEDULE	OF SCHEDULE	RPI	RPI	RPI	RPI
DIV. I ONLY			11- 7	109	6-4	130	120	115	115	9	9
DIV. I NON-CONF.			8- 5	120	0- 0	185	176	147	147	9	9

TOTALS		RPI 1-25	RPI 26-50		W-L RECORDS		RPI 51-100	RPI 101-150		RPI 150+	
11- 7		0- 2	0- 0		OVERALL		0- 3	3- 1		8- 1	
9- 1		0- 0	0- 0		HOME		0- 1	2- 0		7- 0	
2- 6		0- 2	0- 0		AWAY		0- 2	1- 1		1- 1	
0- 0		0- 0	0- 0		NEUTRAL		0- 0	0- 0		0- 0	
8- 5		0- 0	0- 0		NON-CONFERENCE		0- 3	2- 1		6- 1	
7- 1		0- 0	0- 0		HOME		0- 1	2- 0		5- 0	
1- 4		0- 0	0- 0		AWAY		0- 2	0- 1		1- 1	
0- 0		0- 0	0- 0		NEUTRAL		0- 0	0- 0		0- 0	
3- 2		0- 2	0- 0		CONFERENCE		0- 0	1- 0		2- 0	
2- 0		0- 0	0- 0		HOME		0- 0	0- 0		2- 0	
1- 2		0- 2	0- 0		AWAY		0- 0	1- 0		0- 0	
0- 0		0- 0	0- 0		NEUTRAL		0- 0	0- 0		0- 0	

RPI 1-25				RPI 26-50				RPI 51-100				RPI 101+				Team's RPI: 115	
RPI	S	Opponent	Score	RPI	S	Opponent	Score	RPI	S	Opponent	Score	RPI	S	Opponent	Score		
8	A	UConn	38 82					55	H	Old Dominion	72 76	101	A	Miami (OH)	65 78		
17	A	UCF	55 56					78	A	Pittsburgh	48 65	119	H	Yale	66 52		
								82	A	Ohio St.	56 69	132	H	VCU	66 54		
												137	A	Tulsa	70 50		
												171	H	Xavier	79 61		
												186	A	Ball St.	63 75		
												209	A	Saint Louis	51 50		
												222	H	SMU	69 57		
												223	H	Howard	85 51		
												236	H	Temple	72 52		
												239	H	ETSU	77 64		
												308	H	Austin Peay	69 48		
												331	H	Lipscomb	71 55		
LAST 12 Division I GAMES:																	
223	H	Howard	85 51	137	A	Tulsa	70 50										
171	H	Xavier	79 61	236	H	Temple	72 52										
132	H	VCU	66 54	17	A	UCF	55 56										
101	A	Miami (OH)	65 78	8	A	UConn	38 82										
82	A	Ohio St.	56 69	222	H	SMU	69 57										
186	A	Ball St.	63 75	331	H	Lipscomb	71 55										

Non-Div I Games:

Cincinnati

Clemson				Through Games Of Jan. 19, 2019																
Average RPI Win:		142	WON-LOST RECORD		WINNING PCT. RANK		LAST 10 GAMES		STRENGTH OF SCHEDULE		OPP. STRENGTH OF SCHEDULE		TEAM RPI	ADJ. RPI	CONF. RPI	ADJ CONF. RPI				
Average RPI Loss:		59																		
DIV. I ONLY		13- 5		60		8-2		41		41		39	39	1	1					
DIV. I NON-CONF.		9- 4		85		1- 0		120		89		91	91	1	1					

TOTALS		RPI 1-25		RPI 26-50		W-L RECORDS		RPI 51-100		RPI 101-150		RPI 150+								
13- 5		1- 2		2- 1		OVERALL		2- 0		2- 2		6- 0								
10- 2		0- 1		1- 0		HOME		2- 0		1- 1		6- 0								
2- 2		1- 1		1- 0		AWAY		0- 0		0- 1		0- 0								
1- 1		0- 0		0- 1		NEUTRAL		0- 0		1- 0		0- 0								
9- 4		0- 1		0- 1		NON-CONFERENCE		1- 0		2- 2		6- 0								
8- 1		0- 0		0- 0		HOME		1- 0		1- 1		6- 0								
0- 2		0- 1		0- 0		AWAY		0- 0		0- 1		0- 0								
1- 1		0- 0		0- 1		NEUTRAL		0- 0		1- 0		0- 0								
4- 1		1- 1		2- 0		CONFERENCE		1- 0		0- 0		0- 0								
2- 1		0- 1		1- 0		HOME		1- 0		0- 0		0- 0								
2- 0		1- 0		1- 0		AWAY		0- 0		0- 0		0- 0								
0- 0		0- 0		0- 0		NEUTRAL		0- 0		0- 0		0- 0								

RPI 1-25				RPI 26-50				Team's RPI: 39				RPI 51-100				RPI 101+				
RPI	S	Opponent	Score	RPI	S	Opponent	Score	RPI	S	Opponent	Score	RPI	S	Opponent	Score					
4	H	Syracuse	75 84	37	N	Tennessee	66 78	71	H	Belmont	65 62	103	A	Alabama	56 76					
22	A	Florida St.	57 45	38	A	Miami (FL)	76 67	97	H	Virginia	71 65	107	H	Appalachian St.	87 48					
23	A	South Carolina	57 69	46	H	Georgia Tech	71 61					130	H	Davidson	80 90					
												136	N	Oklahoma	74 62					
												156	H	High Point	83 64					
												162	H	Illinois	69 67					
												173	H	Rhode Island	80 67					
												229	H	Marshall	68 54					
												274	H	Wofford	85 77					
												331	H	Lipscomb	68 26					

LAST 12 Division I GAMES:																				
4	H	Syracuse	75 84	136	N	Oklahoma	74 62													
107	H	Appalachian St.	87 48	46	H	Georgia Tech	71 61													
229	H	Marshall	68 54	22	A	Florida St.	57 45													
130	H	Davidson	80 90	38	A	Miami (FL)	76 67													
173	H	Rhode Island	80 67	97	H	Virginia	71 65													
156	H	High Point	83 64	71	H	Belmont	65 62													

Non-Div I Games:

Clemson

Average RPI Win: 280		WON-LOST RECORD	WINNING PCT. RANK	LAST 10 GAMES	STRENGTH OF SCHEDULE	OPP. STRENGTH OF SCHEDULE	TEAM RPI	ADJ. RPI	CONF. RPI	ADJ CONF. RPI
Average RPI Loss: 147										
DIV. I ONLY		5- 11	259	4-6	230	245	268	268	19	19
DIV. I NON-CONF.		1- 8	322	0- 0	55	299	271	271	18	18
TOTALS		RPI 1-25	RPI 26-50	W-L RECORDS		RPI 51-100	RPI 101-150	RPI 150+		
5- 11	0- 0		0- 2	OVERALL		0- 2	0- 1	5- 6		
3- 3	0- 0		0- 0	HOME		0- 1	0- 1	3- 1		
2- 7	0- 0		0- 2	AWAY		0- 0	0- 0	2- 5		
0- 1	0- 0		0- 0	NEUTRAL		0- 1	0- 0	0- 0		
1- 8	0- 0		0- 1	NON-CONFERENCE		0- 2	0- 0	1- 5		
1- 2	0- 0		0- 0	HOME		0- 1	0- 0	1- 1		
0- 5	0- 0		0- 1	AWAY		0- 0	0- 0	0- 4		
0- 1	0- 0		0- 0	NEUTRAL		0- 1	0- 0	0- 0		
4- 3	0- 0		0- 1	CONFERENCE		0- 0	0- 1	4- 1		
2- 1	0- 0		0- 0	HOME		0- 0	0- 1	2- 0		
2- 2	0- 0		0- 1	AWAY		0- 0	0- 0	2- 1		
0- 0	0- 0		0- 0	NEUTRAL		0- 0	0- 0	0- 0		

RPI 1-25				RPI 26-50				RPI 51-100				RPI 101+				Team's RPI: 268	
RPI	S	Opponent	Score	RPI	S	Opponent	Score	RPI	S	Opponent	Score	RPI	S	Opponent	Score		
				40	A	Ohi o	54 72	89	N	Tul ane	72 81	149	H	IUPUI	50 75		
				47	A	Green Bay	53 62	94	H	Tol edo	60 65	166	H	Illinois St.	67 63		
												179	H	Bradley	65 67		
												182	A	Eastern Mich.	63 69		
												183	A	Milwaukee	53 59		
												186	A	Ball St.	62 67		
												229	A	Marshall	64 86		
												238	A	San Diego	82 83		
												280	H	Northern Ky.	76 47		
												292	A	Oakland	64 62		
												327	A	Detroit Mercy	67 49		
												336	H	UIC	71 53		
LAST 12 Division I GAMES:																	
				327	A	Detroit Mercy	67 49	280	H	Northern Ky.	76 47						
				292	A	Oakland	64 62	183	A	Milwaukee	53 59						
				179	H	Bradley	65 67	47	A	Green Bay	53 62						
				229	A	Marshall	64 86	336	H	UIC	71 53						
				94	H	Tol edo	60 65	149	H	IUPUI	50 75						
				40	A	Ohi o	54 72	89	N	Tul ane	72 81						

Non-Div I Games:	Lake Erie	79	49	Salem (WV)	113	81
------------------	-----------	----	----	------------	-----	----

Cleveland and St.

■ Loss, ■ Non-Conf, S Site, H Home A Away N Neutral

Average RPI Win:	295	WON-LOST	WINNING	LAST 10	STRENGTH OF	OPP. STRENGTH	TEAM	ADJ.	CONF.	ADJ CONF.
Average RPI Loss:	117	RECORD	PCT. RANK	GAMES	SCHEDULE	OF SCHEDULE	RPI	RPI	RPI	RPI
DIV. I ONLY	6- 8	215	3-7	158	317	204	204	14	14	
DIV. I NON-CONF.	6- 3	91	0- 0	284	333	190	190	15	15	

TOTALS	RPI 1-25	RPI 26-50	W-L RECORDS	RPI 51-100	RPI 101-150	RPI 150+				
6- 8	0- 0	0- 1	OVERALL	0- 2	0- 4	6- 1				
4- 2	0- 0	0- 0	HOME	0- 1	0- 1	4- 0				
2- 4	0- 0	0- 0	AWAY	0- 0	0- 3	2- 1				
0- 2	0- 0	0- 1	NEUTRAL	0- 1	0- 0	0- 0				
6- 3	0- 0	0- 1	NON-CONFERENCE	0- 1	0- 0	6- 1				
4- 0	0- 0	0- 0	HOME	0- 0	0- 0	4- 0				
2- 1	0- 0	0- 0	AWAY	0- 0	0- 0	2- 1				
0- 2	0- 0	0- 1	NEUTRAL	0- 1	0- 0	0- 0				
0- 5	0- 0	0- 0	CONFERENCE	0- 1	0- 4	0- 0				
0- 2	0- 0	0- 0	HOME	0- 1	0- 1	0- 0				
0- 3	0- 0	0- 0	AWAY	0- 0	0- 3	0- 0				
0- 0	0- 0	0- 0	NEUTRAL	0- 0	0- 0	0- 0				

RPI 1-25				RPI 26-50				RPI 51-100				RPI 101+				Team's RPI: 204
RPI	S	Opponent	Score	RPI	S	Opponent	Score	RPI	S	Opponent	Score	RPI	S	Opponent	Score	
				48	N	Auburn	78 84	90	H	Troy	81 82	107	A	Appalachian St.	53 67	
								100	N	Rice	52 56	124	A	UT Arlington	53 79	
												135	A	Texas St.	58 73	
												142	H	South Alabama	78 88	
												187	A	UC Riverside	43 62	
												228	H	Bowling Green	81 80	
												252	H	Memphis	90 71	
												297	H	South Carolina St.	57 44	
												318	A	UNC Greensboro	78 71	
												326	H	Western Caro.	77 59	
												349	A	N.C. Central	89 66	
LAST 12 Division I GAMES:																
				318	A	UNC Greensboro	78 71	107	A	Appalachian St.	53 67					
				100	N	Rice	52 56	124	A	UT Arlington	53 79					
				48	N	Auburn	78 84	135	A	Texas St.	58 73					
				349	A	N.C. Central	89 66	142	H	South Alabama	78 88					
				252	H	Memphis	90 71	90	H	Troy	81 82					
				228	H	Bowling Green	81 80	187	A	UC Riverside	43 62					

Non-Div I Games: N.C. Wesleyan 126 65 Meredith 128 39

Coastal Caro.

Average RPI Win:	280	WON-LOST	WINNING	LAST 10	STRENGTH OF	OPP. STRENGTH	TEAM	ADJ.	CONF.	ADJ CONF.
Average RPI Loss:	206	RECORD	PCT. RANK	GAMES	SCHEDULE	OF SCHEDULE	RPI	RPI	RPI	RPI
DIV. I ONLY	4- 10	278	3-7	258	346	299	299	10	10	
DIV. I NON-CONF.	3- 7	256	0- 0	317	351	334	334	13	13	
<hr/>										
TOTALS	RPI 1-25	RPI 26-50	W-L RECORDS	RPI 51-100	RPI 101-150	RPI 150+				
4- 10	0- 0	0- 0	OVERALL	0- 1	0- 2	4- 7				
2- 4	0- 0	0- 0	HOME	0- 1	0- 0	2- 3				
2- 6	0- 0	0- 0	AWAY	0- 0	0- 2	2- 4				
0- 0	0- 0	0- 0	NEUTRAL	0- 0	0- 0	0- 0				
3- 7	0- 0	0- 0	NON-CONFERENCE	0- 0	0- 1	3- 6				
2- 3	0- 0	0- 0	HOME	0- 0	0- 0	2- 3				
1- 4	0- 0	0- 0	AWAY	0- 0	0- 1	1- 3				
0- 0	0- 0	0- 0	NEUTRAL	0- 0	0- 0	0- 0				
1- 3	0- 0	0- 0	CONFERENCE	0- 1	0- 1	1- 1				
0- 1	0- 0	0- 0	HOME	0- 1	0- 0	0- 0				
1- 2	0- 0	0- 0	AWAY	0- 0	0- 1	1- 1				
0- 0	0- 0	0- 0	NEUTRAL	0- 0	0- 0	0- 0				

RPI 1-25				RPI 26-50				RPI 51-100				RPI 101+ Team's RPI: 299			
RPI	S	Opponent	Score	RPI	S	Opponent	Score	RPI	S	Opponent	Score	RPI	S	Opponent	Score
								96	H	Towson	61	77			
												107	A	Appalachian St.	66
												128	A	UNCW	49
												159	A	William & Mary	66
												185	A	Elon	68
												199	A	George Mason	52
												240	A	Campbell	65
												245	H	Furman	67
												262	H	Winthrop	64
												274	A	Wofford	58
												297	H	South Carolina St.	75
												325	H	Presbyterian	65
												331	A	Lipscomb	65
												334	H	Charleston So.	79
<hr/>															
LAST 12 Division I GAMES:															
325	H	Presbyterian	65	71	96	H	Towson	61	77	159	A	William & Mary	66	54	
334	H	Charleston So.	79	52	128	A	UNCW	49	71	185	A	Elon	68	76	
331	A	Lipscomb	65	63	199	A	George Mason	52	66	240	A	Campbell	65	66	
107	A	Appalachian St.	66	80	245	H	Furman	67	70	262	H	Winthrop	64	71	
262	H	Winthrop	64	71	274	A	Wofford	58	78	297	H	South Carolina St.	75	51	
245	H	Furman	67	70	325	H	Presbyterian	65	71	331	A	Lipscomb	65	63	
										334	H	Charleston So.	79	52	

Non-Div I Games: North Greenville 95 62

Col. of Charleston

C
o
l
g
a
t
e

Colgate				Through Games Of Jan. 19, 2019							
Average RPI	Win:	274	WON-LOST	WINNING	LAST 10	STRENGTH OF	OPP. STRENGTH	TEAM	ADJ.	CONF.	ADJ CONF.
Average RPI	Loss:	181	RECORD	PCT. RANK	GAMES	SCHEDULE	OF SCHEDULE	RPI	RPI	RPI	RPI
DIV. I ONLY		7- 9	205	5-5	253	332	232	232	20	20	
DIV. I NON-CONF.		4- 6	212	0- 0	320	339	295	295	24	24	

TOTALS		RPI 1-25		RPI 26-50	W-L RECORDS		RPI 51-100	RPI 101-150		RPI 150+	
7- 9		0- 0		0- 0	OVERALL		0- 1	0- 3		7- 5	
4- 3		0- 0		0- 0	HOME		0- 1	0- 0		4- 2	
3- 6		0- 0		0- 0	AWAY		0- 0	0- 3		3- 3	
0- 0		0- 0		0- 0	NEUTRAL		0- 0	0- 0		0- 0	
4- 6		0- 0		0- 0	NON-CONFERENCE		0- 0	0- 2		4- 4	
3- 1		0- 0		0- 0	HOME		0- 0	0- 0		3- 1	
1- 5		0- 0		0- 0	AWAY		0- 0	0- 2		1- 3	
0- 0		0- 0		0- 0	NEUTRAL		0- 0	0- 0		0- 0	
3- 3		0- 0		0- 0	CONFERENCE		0- 1	0- 1		3- 1	
1- 2		0- 0		0- 0	HOME		0- 1	0- 0		1- 1	
2- 1		0- 0		0- 0	AWAY		0- 0	0- 1		2- 0	
0- 0		0- 0		0- 0	NEUTRAL		0- 0	0- 0		0- 0	

C
o
l
g
a
t
e

RPI 1-25				RPI 26-50				RPI 51-100				RPI 101+ Team's RPI: 232			
RPI	S	Opponent	Score	RPI	S	Opponent	Score	RPI	S	Opponent	Score	RPI	S	Opponent	Score
								51	H	Bucknell	62 90	109	A	Dayton	58 67
												119	A	Yale	61 80
												131	A	American	57 76
												170	A	Boston U.	81 72
												199	A	George Mason	61 64
												205	H	Navy	49 62
												226	A	Holy Cross	70 67
												235	A	Niagara	69 74
												260	H	Columbia	84 71
												266	A	Siena	53 55
												293	H	Canisius	67 53
												295	A	UMass Lowell	61 52
												312	H	NJIT	53 71
												329	H	Lafayette	60 49
												344	H	Fairleigh Dickinson	71 52

LAST 12 Division I GAMES:															
226	A	Holy Cross	70 67	51	H	Bucknell	62 90	170	A	Boston U.	81 72	205	H	Navy	49 62
235	A	Niagara	69 74									329	H	Lafayette	60 49
312	H	NJIT	53 71					131	A	American	57 76				
295	A	UMass Lowell	61 52					260	H	Columbia	84 71				
344	H	Fairleigh Dickinson	71 52												
266	A	Siena	53 55												

Non-Div I Games:

Colgate

C
o
l
o
r
a
d
o

Col orado				Through Games Of Jan. 19, 2019								
Average RPI	Win:	186	WON-LOST	WINNING	LAST 10	STRENGTH OF	OPP. STRENGTH	TEAM	ADJ.	CONF.	ADJ CONF.	
Average RPI	Loss:	55	RECORD	PCT. RANK	GAMES	SCHEDULE	OF SCHEDULE	RPI	RPI	RPI	RPI	
DIV. I ONLY		10- 7		122	4-6	92	67	122	122	2	2	
DIV. I NON-CONF.		10- 1		19	0- 0	224	116	42	42	2	2	

TOTALS		RPI 1-25		RPI 26-50		W-L RECORDS		RPI 51-100		RPI 101-150		RPI 150+
10- 7		0- 1		1- 3		OVERALL		0- 3		1- 0		8- 0
8- 3		0- 1		1- 1		HOME		0- 1		1- 0		6- 0
1- 4		0- 0		0- 2		AWAY		0- 2		0- 0		1- 0
1- 0		0- 0		0- 0		NEUTRAL		0- 0		0- 0		1- 0
10- 1		0- 0		1- 1		NON-CONFERENCE		0- 0		1- 0		8- 0
8- 0		0- 0		1- 0		HOME		0- 0		1- 0		6- 0
1- 1		0- 0		0- 1		AWAY		0- 0		0- 0		1- 0
1- 0		0- 0		0- 0		NEUTRAL		0- 0		0- 0		1- 0
0- 6		0- 1		0- 2		CONFERENCE		0- 3		0- 0		0- 0
0- 3		0- 1		0- 1		HOME		0- 1		0- 0		0- 0
0- 3		0- 0		0- 1		AWAY		0- 2		0- 0		0- 0
0- 0		0- 0		0- 0		NEUTRAL		0- 0		0- 0		0- 0

RPI 1-25				RPI 26-50				RPI 51-100				RPI 101+ Team's RPI: 122			
RPI	S	Opponent	Score	RPI	S	Opponent	Score	RPI	S	Opponent	Score	RPI	S	Opponent	Score
15	H	Arizona St.	70 76	36	A	Utah	59 78	60	H	Arizona	67 69	114	H	Northern Colo.	77 69
				36	H	Utah	61 76	98	A	Washington St.	48 74	152	N	Utah St.	78 68
				38	A	Mi ami (FL)	58 73	99	A	Washi ngton	58 68	161	H	Pepperdi ne	80 65
				41	H	North Carol ina	86 74					188	H	Col orado St.	59 40
												189	H	Prai ri e Vi ew	79 38
												205	H	Navy	59 43
												224	H	Samford	81 39
												265	A	Nevada	65 52
												319	H	San Jose St.	76 64

LAST 12 Division I GAMES:															
36	H	Utah	61 76	36	A	Utah	59 78								
224	H	Samford	81 39	98	A	Washington St.	48 74								
189	H	Prai ri e Vi ew	79 38	99	A	Washing ton	58 68								
205	H	Navy	59 43	15	H	Arizona St.	70 76								
319	H	San Jose St.	76 64	60	H	Arizona	67 69								
38	A	Mi ami (FL)	58 73	161	H	Pepperdi ne	80 65								

Non-Di v I Games:

Col orado

C
o
l
o
r
a
d
o

Average RPI Win:	224	WON-LOST	WINNING	LAST 10	STRENGTH OF	OPP. STRENGTH	TEAM	ADJ.	CONF.	ADJ CONF.
Average RPI Loss:	92	RECORD	PCT. RANK	GAMES	SCHEDULE	OF SCHEDULE	RPI	RPI	RPI	RPI
DIV. I ONLY	5- 9	245	4-6	47	140	188	188	13	13	
DIV. I NON-CONF.	4- 5	190	0- 0	29	117	136	136	11	11	

TOTALS	RPI 1-25	RPI 26-50	W-L RECORDS	RPI 51-100	RPI 101-150	RPI 150+				
5- 9	0- 3	0- 1	OVERALL	0- 0	0- 3	5- 2				
5- 4	0- 1	0- 0	HOME	0- 0	0- 2	5- 1				
0- 5	0- 2	0- 1	AWAY	0- 0	0- 1	0- 1				
0- 0	0- 0	0- 0	NEUTRAL	0- 0	0- 0	0- 0				
4- 5	0- 3	0- 0	NON-CONFERENCE	0- 0	0- 2	4- 0				
4- 2	0- 1	0- 0	HOME	0- 0	0- 1	4- 0				
0- 3	0- 2	0- 0	AWAY	0- 0	0- 1	0- 0				
0- 0	0- 0	0- 0	NEUTRAL	0- 0	0- 0	0- 0				
1- 4	0- 0	0- 1	CONFERENCE	0- 0	0- 1	1- 2				
1- 2	0- 0	0- 0	HOME	0- 0	0- 1	1- 1				
0- 2	0- 0	0- 1	AWAY	0- 0	0- 0	0- 1				
0- 0	0- 0	0- 0	NEUTRAL	0- 0	0- 0	0- 0				

RPI 1-25				RPI 26-50				RPI 51-100				RPI 101+				Team's RPI: 188
RPI	S	Opponent	Score	RPI	S	Opponent	Score	RPI	S	Opponent	Score	RPI	S	Opponent	Score	
10	A	Gonzaga	39 50	44	A	New Mexico	58 70					114	H	Northern Colo.	47 53	
15	H	Arizona St.	39 70									122	A	Colorado	40 59	
20	A	BYU	42 51									133	H	Fresno St.	55 66	
												152	H	Utah St.	53 72	
												158	H	Denver	84 79	
												195	H	Cornel I	56 53	
												218	A	Air Force	48 63	
												227	H	UNLV	52 49	
												249	H	Northern Ariz.	65 54	
												290	H	North Florida	61 59	

LAST 12 Division I GAMES:																
158	H	Denver	84 79	152	H	Utah St.	53 72									
20	A	BYU	42 51	44	A	New Mexico	58 70									
15	H	Arizona St.	39 70	218	A	Air Force	48 63									
249	H	Northern Ariz.	65 54	133	H	Fresno St.	55 66									
290	H	North Florida	61 59	227	H	UNLV	52 49									
10	A	Gonzaga	39 50	195	H	Cornel I	56 53									

Non-Div I Games: Chadron St. 91 38 Eastern N.M. 72 46

Colorado St.

Average RPI Win:	233	WON-LOST	WINNING	LAST 10	STRENGTH OF	OPP. STRENGTH	TEAM	ADJ.	CONF.	ADJ CONF.
Average RPI Loss:	189	RECORD	PCT. RANK	GAMES	SCHEDULE	OF SCHEDULE	RPI	RPI	RPI	RPI
DIV. I ONLY	4- 10	278	2-8	198	288	260	260	11	11	
DIV. I NON-CONF.	4- 9	253	0- 0	209	283	262	262	10	10	

TOTALS	RPI 1-25	RPI 26-50	W-L RECORDS	RPI 51-100	RPI 101-150	RPI 150+				
4- 10	0- 0	0- 0	OVERALL	0- 1	0- 2	4- 7				
2- 3	0- 0	0- 0	HOME	0- 0	0- 1	2- 2				
2- 7	0- 0	0- 0	AWAY	0- 1	0- 1	2- 5				
0- 0	0- 0	0- 0	NEUTRAL	0- 0	0- 0	0- 0				
4- 9	0- 0	0- 0	NON-CONFERENCE	0- 1	0- 2	4- 6				
2- 3	0- 0	0- 0	HOME	0- 0	0- 1	2- 2				
2- 6	0- 0	0- 0	AWAY	0- 1	0- 1	2- 4				
0- 0	0- 0	0- 0	NEUTRAL	0- 0	0- 0	0- 0				
0- 1	0- 0	0- 0	CONFERENCE	0- 0	0- 0	0- 1				
0- 0	0- 0	0- 0	HOME	0- 0	0- 0	0- 0				
0- 1	0- 0	0- 0	AWAY	0- 0	0- 0	0- 1				
0- 0	0- 0	0- 0	NEUTRAL	0- 0	0- 0	0- 0				

RPI 1-25				RPI 26-50				RPI 51-100				RPI 101+				Team's RPI: 260		
RPI	S	Opponent	Score	RPI	S	Opponent	Score	RPI	S	Opponent	Score	RPI	S	Opponent	Score			
								85	A	Boston College	60	74		121	H	Houston	72	83
														138	A	Fordham	49	68
														162	A	Illinois	69	76
														178	A	Mercer	72	68
														183	A	Milwaukee	65	78
														195	A	Cornell	51	60
														208	H	Hampton	88	63
														213	H	Cal St. Fullerton	58	61
														232	A	Colgate	71	84
														259	A	Hofstra	65	63
														278	A	Saint Joseph's	61	68
														283	H	Albany (NY)	58	62
														287	H	Army West Point	70	49
LAST 12 Division I GAMES:																		
213	H	Cal St. Fullerton	58	61	195	A	Cornell	51	60									
85	A	Boston College	60	74	178	A	Mercer	72	68									
278	A	Saint Joseph's	61	68	208	H	Hampton	88	63									
232	A	Colgate	71	84	283	H	Albany (NY)	58	62									
121	H	Houston	72	83	138	A	Fordham	49	68									
162	A	Illinois	69	76	183	A	Milwaukee	65	78									

Non-Div I Games:

Columbia

Average RPI Win: 347
Average RPI Loss: 170

WON-LOST
RECORD

WINNING
PCT. RANK

LAST 10
GAMES

STRENGTH OF
SCHEDULE

OPP. STRENGTH
OF SCHEDULE

TEAM
RPI

ADJ.
RPI

CONF.
RPI

ADJ CONF.
RPI

DIV. I ONLY	1- 16	345	1-9	104	328	298	298	32	32
DIV. I NON-CONF.	0- 12	336	0- 0	14	227	241	241	32	32
<hr/>									
TOTALS	RPI 1-25	RPI 26-50	W-L RECORDS	RPI 51-100	RPI 101-150	RPI 150+			
1- 16	0- 1	0- 2	OVERALL	0- 4	0- 1	1- 8			
0- 4	0- 0	0- 0	HOME	0- 0	0- 0	0- 4			
1- 11	0- 1	0- 2	AWAY	0- 4	0- 1	1- 3			
0- 1	0- 0	0- 0	NEUTRAL	0- 0	0- 0	0- 1			
0- 12	0- 1	0- 2	NON-CONFERENCE	0- 4	0- 1	0- 4			
0- 1	0- 0	0- 0	HOME	0- 0	0- 0	0- 1			
0- 10	0- 1	0- 2	AWAY	0- 4	0- 1	0- 2			
0- 1	0- 0	0- 0	NEUTRAL	0- 0	0- 0	0- 1			
1- 4	0- 0	0- 0	CONFERENCE	0- 0	0- 0	1- 4			
0- 3	0- 0	0- 0	HOME	0- 0	0- 0	0- 3			
1- 1	0- 0	0- 0	AWAY	0- 0	0- 0	1- 1			
0- 0	0- 0	0- 0	NEUTRAL	0- 0	0- 0	0- 0			

RPI 1-25				RPI 26-50				RPI 51-100				RPI 101+ Team's RPI: 298			
RPI	S	Opponent	Score	RPI	S	Opponent	Score	RPI	S	Opponent	Score	RPI	S	Opponent	Score
9	A	Mississippi St.	38 110	31	A	Maryland	36 93	55	A	Old Dominion	51 81	118	A	West Virginia	37 78
				40	A	Ohio	62 87	81	A	FGCU	61 93	153	N	UAB	61 86
								88	A	Minnesota	52 84	229	A	Marshall	67 88
								97	A	Virginia	41 55	235	A	Niagara	69 71
												275	H	Norfolk St.	63 68
												297	H	South Carolina St.	59 75
												316	H	UMBC	52 57
												342	H	Savannah St.	70 76
												347	A	Delaware St.	71 57
												349	A	N.C. Central	57 62
<hr/>															
LAST 12 Division I GAMES:															
55	A	Old Dominion	51 81	349	A	N.C. Central	57 62	297	H	South Carolina St.	59 75	275	H	Norfolk St.	63 68
153	N	UAB	61 86	297	H	South Carolina St.	59 75	347	A	Delaware St.	71 57	342	H	Savannah St.	70 76
81	A	FGCU	61 93	275	H	Norfolk St.	63 68	97	A	Virginia	41 55				
235	A	Niagara	69 71												
88	A	Minnesota	52 84												
40	A	Ohio	62 87												

Non-Div I Games:

Coppin St.

Loss, Non-Conf, S Site, H Home A Away N Neutral

C
o
r
n
e
l
lC
o
r
n
e
l
l

Cornel I

Creighton				Through Games Of Jan. 19, 2019							
Average RPI	Win:	167	WON-LOST	WINNING	LAST 10	STRENGTH OF	OPP. STRENGTH	TEAM	ADJ.	CONF.	ADJ CONF.
Average RPI	Loss:	39	RECORD	PCT. RANK	GAMES	SCHEDULE	OF SCHEDULE	RPI	RPI	RPI	RPI
DIV. I ONLY	10- 8	141	6-4	45	18	61	61	5	5		
DIV. I NON-CONF.	6- 5	143	0- 0	95	38	83	83	4	4		

TOTALS	RPI 1-25		RPI 26-50		W-L RECORDS	RPI 51-100		RPI 101-150		RPI 150+	
10- 8	0- 4		1- 1		OVERALL	2- 3		2- 0		5- 0	
4- 3	0- 2		0- 0		HOME	2- 1		0- 0		2- 0	
4- 5	0- 2		1- 1		AWAY	0- 2		1- 0		2- 0	
2- 0	0- 0		0- 0		NEUTRAL	0- 0		1- 0		1- 0	
6- 5	0- 3		0- 1		NON-CONFERENCE	1- 1		1- 0		4- 0	
2- 2	0- 2		0- 0		HOME	1- 0		0- 0		1- 0	
2- 3	0- 1		0- 1		AWAY	0- 1		0- 0		2- 0	
2- 0	0- 0		0- 0		NEUTRAL	0- 0		1- 0		1- 0	
4- 3	0- 1		1- 0		CONFERENCE	1- 2		1- 0		1- 0	
2- 1	0- 0		0- 0		HOME	1- 1		0- 0		1- 0	
2- 2	0- 1		1- 0		AWAY	0- 1		1- 0		0- 0	
0- 0	0- 0		0- 0		NEUTRAL	0- 0		0- 0		0- 0	

RPI 1-25				RPI 26-50				Team's RPI: 61		RPI 101+	
RPI	S	Opponent	Score	RPI	S	Opponent	Score	RPI	S	Opponent	Score
13	H	Drake	69 85	28	A	South Dakota St.	48 74	52	H	Villanova	52 54
14	A	Marquette	67 85	33	A	DePaul	85 82	75	A	UNI	55 65
21	H	South Dakota	65 77					80	H	Nebraska	74 65
22	A	Florida St.	52 71					83	H	Georgetown	65 38
								87	A	Seton Hall	75 82

RPI 101+											

Non-Div I Games:

Creighton

Average RPI	Win:	276	WON-LOST	WINNING	LAST 10	STRENGTH OF	OPP. STRENGTH	TEAM	ADJ.	CONF.	ADJ CONF.
Average RPI	Loss:	144	RECORD	PCT. RANK	GAMES	SCHEDULE	OF SCHEDULE	RPI	RPI	RPI	RPI
DIV. I ONLY		7- 7		168	5-5	292	216	225	225	11	11
DIV. I NON-CONF.		7- 6		153	0- 1	301	247	234	234	10	10

TOTALS	RPI 1-25		RPI 26-50		W-L RECORDS	RPI 51-100		RPI 101-150		RPI 150+	
7- 7	0- 0		0- 1		OVERALL	0- 3		0- 0		7- 3	
5- 1	0- 0		0- 1		HOME	0- 0		0- 0		5- 0	
2- 4	0- 0		0- 0		AWAY	0- 2		0- 0		2- 2	
0- 2	0- 0		0- 0		NEUTRAL	0- 1		0- 0		0- 1	
7- 6	0- 0		0- 1		NON-CONFERENCE	0- 2		0- 0		7- 3	
5- 1	0- 0		0- 1		HOME	0- 0		0- 0		5- 0	
2- 3	0- 0		0- 0		AWAY	0- 1		0- 0		2- 2	
0- 2	0- 0		0- 0		NEUTRAL	0- 1		0- 0		0- 1	
0- 1	0- 0		0- 0		CONFERENCE	0- 1		0- 0		0- 0	
0- 0	0- 0		0- 0		HOME	0- 0		0- 0		0- 0	
0- 1	0- 0		0- 0		AWAY	0- 1		0- 0		0- 0	
0- 0	0- 0		0- 0		NEUTRAL	0- 0		0- 0		0- 0	

RPI 1-25				RPI 26-50				RPI 51-100				RPI 101+ Team's RPI: 225			
RPI	S	Opponent	Score	RPI	S	Opponent	Score	RPI	S	Opponent	Score	RPI	S	Opponent	Score
				35	H	Buffalo	69 75	66	A	Harvard	46 56	170	H	Boston U.	64 44
								68	N	Middle Tenn.	58 70	213	A	Cal St. Fullerton	62 67
								85	A	Boston College	68 99	238	A	San Diego	76 78
												257	H	Binghamton	63 39
												276	A	Vermont	66 42
												295	H	UMass Lowell	70 54
												301	N	UC Santa Barbara	56 62
												309	H	Fairfield	59 46
												310	A	New Hampshire	62 42
												314	H	Loyola Maryland	54 41
LAST 12 Division I GAMES:															
				35	H	Buffalo	69 75	301	N	UC Santa Barbara	56 62				
				295	H	UMass Lowell	70 54	66	A	Harvard	46 56				
				309	H	Fairfield	59 46	257	H	Binghamton	63 39				
				170	H	Boston U.	64 44	85	A	Boston College	68 99				
				238	A	San Diego	76 78	310	A	New Hampshire	62 42				
				213	A	Cal St. Fullerton	62 67	68	N	Middle Tenn.	58 70				

Non-Div I Games:

Dartmouth

Average RPI Win:	201	WON-LOST	WINNING	LAST 10	STRENGTH OF	OPP. STRENGTH	TEAM	ADJ.	CONF.	ADJ CONF.
Average RPI Loss:	139	RECORD	PCT. RANK	GAMES	SCHEDULE	OF SCHEDULE	RPI	RPI	RPI	RPI
DIV. I ONLY	9- 7	135	6-4	170	173	130	130	17	17	
DIV. I NON-CONF.	5- 7	206	0- 0	146	169	174	174	17	17	

TOTALS	RPI 1-25	RPI 26-50	W-L RECORDS	RPI 51-100	RPI 101-150	RPI 150+				
9- 7	0- 1	1- 0	OVERALL	0- 1	1- 1	7- 4				
5- 1	0- 0	0- 0	HOME	0- 0	0- 1	5- 0				
4- 6	0- 1	1- 0	AWAY	0- 1	1- 0	2- 4				
0- 0	0- 0	0- 0	NEUTRAL	0- 0	0- 0	0- 0				
5- 7	0- 1	1- 0	NON-CONFERENCE	0- 1	0- 1	4- 4				
3- 1	0- 0	0- 0	HOME	0- 0	0- 1	3- 0				
2- 6	0- 1	1- 0	AWAY	0- 1	0- 0	1- 4				
0- 0	0- 0	0- 0	NEUTRAL	0- 0	0- 0	0- 0				
4- 0	0- 0	0- 0	CONFERENCE	0- 0	1- 0	3- 0				
2- 0	0- 0	0- 0	HOME	0- 0	0- 0	2- 0				
2- 0	0- 0	0- 0	AWAY	0- 0	1- 0	1- 0				
0- 0	0- 0	0- 0	NEUTRAL	0- 0	0- 0	0- 0				

RPI 1-25				RPI 26-50				RPI 51-100				RPI 101+				Team's RPI: 130
RPI	S	Opponent	Score	RPI	S	Opponent	Score	RPI	S	Opponent	Score	RPI	S	Opponent	Score	
7	A	NC State	45 75	39	A	Clemson	90 80	86	A	Princeton	57 65	107	H	Appalachian St.	78 81	
												146	A	Duquesne	62 47	
												156	H	High Point	71 62	
												159	H	William & Mary	76 65	
												164	A	Charlotte	66 78	
												173	A	Rhode Island	77 67	
												185	A	Elon	72 73	
												191	A	UNC Asheville	56 69	
												199	H	George Mason	67 59	
												231	A	Gardner-Webb	49 54	
												281	H	Richmond	78 55	
												325	H	Presbyterian	83 56	
												334	A	Charleston So.	72 34	

LAST 12 Division I GAMES:																
164	A	Charlotte	66 78	281	H	Richmond	78 55									
325	H	Presbyterian	83 56	173	A	Rhode Island	77 67									
39	A	Clemson	90 80	146	A	Duquesne	62 47									
185	A	Elon	72 73	199	H	George Mason	67 59									
86	A	Princeton	57 65	7	A	NC State	45 75									
156	H	High Point	71 62	159	H	William & Mary	76 65									

Non-Div I Games: Queens (NC) 80 47

Davidson

Average RPI Win: 179

Average RPI Loss: 69

WON-LOST
RECORDWINNING
PCT. RANKLAST 10
GAMESSTRENGTH OF
SCHEDULEOPP. STRENGTH
OF SCHEDULETEAM
RPIADJ.
RPICONF.
RPIADJ CONF.
RPIDIV. I ONLY
DIV. I NON-CONF.8- 7
5- 6150
1776-4
0- 065
1794
87109
79109
7917
1717
17

TOTALS

RPI 1-25

RPI 26-50

W-L RECORDS

RPI 51-100

RPI 101-150

RPI 150+

8- 7 0- 1
6- 1 0- 0
1- 5 0- 1
1- 1 0- 02- 2
1- 0
0- 2
1- 0OVERALL
HOME
AWAY
NEUTRAL1- 3
1- 1
0- 1
0- 10- 0
0- 0
0- 0
0- 05- 1
4- 0
1- 1
0- 05- 6 0- 1
4- 1 0- 0
0- 4 0- 1
1- 1 0- 02- 2
1- 0
0- 2
1- 0NON-CONFERENCE
HOME
AWAY
NEUTRAL1- 3
1- 1
0- 1
0- 10- 0
0- 0
0- 0
0- 02- 0
2- 0
0- 0
0- 03- 1 0- 0
2- 0 0- 0
1- 1 0- 0
0- 0 0- 00- 0
0- 0
0- 0
0- 0CONFERENCE
HOME
AWAY
NEUTRAL0- 0
0- 0
0- 0
0- 00- 0
0- 0
0- 0
0- 03- 1
2- 0
1- 1
0- 0

RPI 1-25

RPI 26-50

RPI 51-100

RPI 101+

Team's RPI: 109

RPI S Opponent Score
23 A South Carolina 55 65RPI S Opponent Score
31 A Maryland 71 82
35 H Buffalo 72 59
46 N Georgia Tech 85 66
47 A Green Bay 35 51RPI S Opponent Score
52 H Northeastern 79 84
54 A James Madison 55 68
77 N Virginia Tech 57 69
94 H Toledo 70 49RPI S Opponent Score
192 H Massachusetts 75 47
197 A George Washington 45 46
221 A St. Bonaventure 62 49
232 H Colgate 67 58
273 H La Salle 84 45
341 H Evansville 69 30

LAST 12 Division I GAMES:

77 N Virginia Tech	57	69	221 A St. Bonaventure	62	49
341 H Evansville	69	30	197 A George Washington	45	46
35 H Buffalo	72	59	192 H Massachusetts	75	47
54 A James Madison	55	68	273 H La Salle	84	45
23 A South Carolina	55	65	46 N Georgia Tech	85	66
47 A Green Bay	35	51	94 H Toledo	70	49

Dayton

Dayton

Non-Div I Games:

Dayton

DePaul

DePaul				Through Games Of Jan. 19, 2019							
Average RPI Win:		142	WON-LOST RECORD	WINNING PCT. RANK	LAST 10 GAMES	STRENGTH OF SCHEDULE	OPP. STRENGTH OF SCHEDULE	TEAM RPI	ADJ. RPI	CONF. RPI	ADJ CONF. RPI
Average RPI Loss:		18									
DIV. I ONLY		13- 5	60	8-2	60	4	33	33	5	5	
DIV. I NON-CONF.		9- 3	61	0- 0	90	9	38	38	4	4	

TOTALS		RPI 1-25	RPI 26-50		W-L RECORDS		RPI 51-100	RPI 101-150	RPI 150+		
13- 5		0- 4	2- 0		OVERALL		5- 1	2- 0	4- 0		
7- 2		0- 1	1- 0		HOME		2- 1	1- 0	3- 0		
4- 2		0- 2	0- 0		AWAY		2- 0	1- 0	1- 0		
2- 1		0- 1	1- 0		NEUTRAL		1- 0	0- 0	0- 0		
9- 3		0- 3	2- 0		NON-CONFERENCE		2- 0	1- 0	4- 0		
5- 1		0- 1	1- 0		HOME		1- 0	0- 0	3- 0		
2- 1		0- 1	0- 0		AWAY		0- 0	1- 0	1- 0		
2- 1		0- 1	1- 0		NEUTRAL		1- 0	0- 0	0- 0		
4- 2		0- 1	0- 0		CONFERENCE		3- 1	1- 0	0- 0		
2- 1		0- 0	0- 0		HOME		1- 1	1- 0	0- 0		
2- 1		0- 1	0- 0		AWAY		2- 0	0- 0	0- 0		
0- 0		0- 0	0- 0		NEUTRAL		0- 0	0- 0	0- 0		

RPI 1-25				RPI 26-50		Team's RPI: 33		RPI 51-100		RPI 101+	
RPI	S	Opponent	Score	RPI	S	Opponent	Score	RPI	S	Opponent	Score
1	H	Notre Dame	77 101	42	N	Kansas St.	79 59	52	A	Villanova	66 59
4	N	Syracuse	81 83	47	H	Green Bay	73 64	61	H	Creighton	82 85
8	A	UConn	63 99					74	H	Northwestern	76 60
14	A	Marquette	63 96					83	A	Georgetown	69 64
								86	N	Princeton	82 67
								93	H	Providence	88 62

DePaul

Non-Div I Games:

DePaul

Delaware

Del aware				Through Games Of Jan. 19, 2019						
Average RPI Win:	276	WON-LOST	WINNING	LAST 10	STRENGTH OF	OPP. STRENGTH	TEAM	ADJ.	CONF.	ADJ CONF.
Average RPI Loss:	110	RECORD	PCT. RANK	GAMES	SCHEDULE	OF SCHEDULE	RPI	RPI	RPI	RPI
DIV. I ONLY	6- 10	241	3-7	103	277	196	196	10	10	
DIV. I NON-CONF.	5- 7	206	1- 0	133	308	204	204	13	13	

TOTALS	RPI 1-25	RPI 26-50		W-L RECORDS		RPI 51-100	RPI 101-150	RPI 150+		
6- 10	0- 1	0- 1		OVERALL		0- 3	0- 1	6- 4		
2- 5	0- 1	0- 1		HOME		0- 2	0- 1	2- 0		
2- 3	0- 0	0- 0		AWAY		0- 1	0- 0	2- 2		
2- 2	0- 0	0- 0		NEUTRAL		0- 0	0- 0	2- 2		
5- 7	0- 1	0- 1		NON-CONFERENCE		0- 1	0- 0	5- 4		
2- 2	0- 1	0- 1		HOME		0- 0	0- 0	2- 0		
1- 3	0- 0	0- 0		AWAY		0- 1	0- 0	1- 2		
2- 2	0- 0	0- 0		NEUTRAL		0- 0	0- 0	2- 2		
1- 3	0- 0	0- 0		CONFERENCE		0- 2	0- 1	1- 0		
0- 3	0- 0	0- 0		HOME		0- 2	0- 1	0- 0		
1- 0	0- 0	0- 0		AWAY		0- 0	0- 0	1- 0		
0- 0	0- 0	0- 0		NEUTRAL		0- 0	0- 0	0- 0		

RPI 1-25				RPI 26-50				RPI 51-100				RPI 101+				Team's RPI: 196	
RPI	S	Opponent	Score	RPI	S	Opponent	Score	RPI	S	Opponent	Score	RPI	S	Opponent	Score		
17	H	UCF	60 71	31	H	Maryland	53 77	54	H	James Madison	43 68	123	H	Drexel	40 57		
								75	A	UNI	67 79	151	N	Montana St.	60 69		
								96	H	Towson	48 56	170	A	Boston U.	61 72		
												179	N	Bradley	47 59		
												199	A	George Mason	46 72		
												214	N	Nicholls St.	71 56		
												231	H	Gardner-Webb	69 45		
												259	A	Hofstra	78 59		
												278	H	Saint Joseph's	48 39		
												329	N	Lafayette	65 47		
												347	A	Delaware St.	85 77		
LAST 12 Division I GAMES:																	
				54	H	James Madison	43 68	329	N	Lafayette	65 47						
				278	H	Saint Joseph's	48 39	214	N	Nicholls St.	71 56						
				31	H	Maryland	53 77	259	A	Hofstra	78 59						
				231	H	Gardner-Webb	69 45	123	H	Drexel	40 57						
				17	H	UCF	60 71	96	H	Towson	48 56						
				199	A	George Mason	46 72	170	A	Boston U.	61 72						

Non-Div I Games:

Del aware

Average RPI	Win:	349	WON-LOST	WINNING	LAST 10	STRENGTH OF	OPP. STRENGTH	TEAM	ADJ.	CONF.	ADJ CONF.
Average RPI	Loss:	206	RECORD	PCT. RANK	GAMES	SCHEDULE	OF SCHEDULE	RPI	RPI	RPI	RPI
DIV. I ONLY	1- 13	337	1-9	289	330	347	347	32	32		
DIV. I NON-CONF.	0- 9	336	0- 0	184	269	340	340	32	32		

TOTALS	RPI 1-25	RPI 26-50	W-L RECORDS	RPI 51-100	RPI 101-150	RPI 150+					
1- 13	0- 0	0- 0	OVERALL	0- 1	0- 2	1- 10					
1- 4	0- 0	0- 0	HOME	0- 1	0- 0	1- 3					
0- 9	0- 0	0- 0	AWAY	0- 0	0- 2	0- 7					
0- 0	0- 0	0- 0	NEUTRAL	0- 0	0- 0	0- 0					
0- 9	0- 0	0- 0	NON-CONFERENCE	0- 1	0- 2	0- 6					
0- 2	0- 0	0- 0	HOME	0- 1	0- 0	0- 1					
0- 7	0- 0	0- 0	AWAY	0- 0	0- 2	0- 5					
0- 0	0- 0	0- 0	NEUTRAL	0- 0	0- 0	0- 0					
1- 4	0- 0	0- 0	CONFERENCE	0- 0	0- 0	1- 4					
1- 2	0- 0	0- 0	HOME	0- 0	0- 0	1- 2					
0- 2	0- 0	0- 0	AWAY	0- 0	0- 0	0- 2					
0- 0	0- 0	0- 0	NEUTRAL	0- 0	0- 0	0- 0					

RPI 1-25				RPI 26-50				RPI 51-100				RPI 101+				Team's RPI: 347	
RPI	S	Opponent	Score	RPI	S	Opponent	Score	RPI	S	Opponent	Score	RPI	S	Opponent	Score		
								54	H	James Madison	57	103	116	A	St. John's (NY)	44	82
												132	A	VCU	55	97	
												171	A	Xavier	59	80	
												195	A	Cornell	59	94	
												196	H	Delaware	77	85	
												229	A	Marshall	63	75	
												236	A	Temple	61	75	
												247	A	Bethune-Cookman	55	67	
												256	A	Robert Morris	63	64	
												267	H	N. C. A&T	47	67	
												275	A	Norfolk St.	50	63	
												298	H	Coppin St.	57	71	
												349	H	N. C. Central	71	61	
LAST 12 Division I GAMES:																	
132	A	VCU	55	97	247	A	Bethune-Cookman	55	67								
229	A	Marshall	63	75	349	H	N. C. Central	71	61								
256	A	Robert Morris	63	64	267	H	N. C. A&T	47	67								
195	A	Cornell	59	94	298	H	Coppin St.	57	71								
171	A	Xavier	59	80	275	A	Norfolk St.	50	63								
116	A	St. John's (NY)	44	82	196	H	Delaware	77	85								

Non-Div I Games: Post 65 53 Cheyney 79 59

Delaware St.

Denver

Average RPI Win: 183

Average RPI Loss: 142

WON-LOST RECORD

WINNING PCT. RANK

LAST 10 GAMES

STRENGTH OF SCHEDULE

OPP. STRENGTH OF SCHEDULE

TEAM RPI

ADJ. RPI

CONF. RPI

ADJ CONF. RPI

DIV. I ONLY

DIV. I NON-CONF.

11- 8

7- 6

131

153

4-6

0- 0

232

242

103

53

158

183

158

183

18

16

18

16

TOTALS

RPI 1-25

RPI 26-50

W-L RECORDS

RPI 51-100

RPI 101-150

RPI 150+

11- 8

1- 0

0- 1

OVERALL

1- 2

2- 1

7- 4

9- 1

1- 0

0- 0

HOME

1- 0

2- 0

5- 1

2- 7

0- 0

0- 1

AWAY

0- 2

0- 1

2- 3

0- 0

0- 0

0- 0

NEUTRAL

0- 0

0- 0

0- 0

7- 6

0- 0

0- 0

NON-CONFERENCE

1- 2

2- 1

4- 3

6- 1

0- 0

0- 0

HOME

1- 0

2- 0

3- 1

1- 5

0- 0

0- 0

AWAY

0- 2

0- 1

1- 2

0- 0

0- 0

0- 0

NEUTRAL

0- 0

0- 0

0- 0

4- 2

1- 0

0- 1

CONFERENCE

0- 0

0- 0

3- 1

3- 0

1- 0

0- 0

HOME

0- 0

0- 0

2- 0

1- 2

0- 0

0- 1

AWAY

0- 0

0- 0

1- 1

0- 0

0- 0

0- 0

NEUTRAL

0- 0

0- 0

0- 0

RPI 1-25

RPI 26-50

RPI 51-100

RPI 101+

Team's RPI: 158

RPI S Opponent Score

RPI S Opponent Score

RPI S Opponent Score

RPI S Opponent Score

21 H South Dakota 104 99

28 A South Dakota St. 59 76

62 H Lamar University 117 110

76 A Wyoming 74 78

80 A Nebraska 71 96

114 A Northern Colo. 66 74

131 H American 83 54

134 H Loyola Marymount 104 75

180 A New Mexico St. 64 66

188 A Colorado St. 79 84

193 H UMKC 92 75

201 H North Dakota 87 66

210 A Southern Utah 71 70

218 H Air Force 92 66

221 H St. Bonaventure 76 62

224 H Samford 83 87

243 A Western Ill. 78 87

307 A Omaha 95 68

317 H North Dakota St. 81 54

LAST 12 Division I GAMES:

307 A Omaha 95 68

188 A Colorado St. 79 84

224 H Samford 83 87

80 A Nebraska 71 96

180 A New Mexico St. 64 66

210 A Southern Utah 71 70

317 H North Dakota St. 81 54

28 A South Dakota St. 59 76

201 H North Dakota 87 66

21 H South Dakota 104 99

243 A Western Ill. 78 87

76 A Wyoming 74 78

Non-Div I Games:

Denver

Loss, Non-Conf, S Site, H Home A Away N Neutral

Page 69

Non-Div I Games:

Denver

Average RPI Win:	338	WON-LOST	WINNING	LAST 10	STRENGTH OF	OPP. STRENGTH	TEAM	ADJ.	CONF.	ADJ CONF.
Average RPI Loss:	176	RECORD	PCT. RANK	GAMES	SCHEDULE	OF SCHEDULE	RPI	RPI	RPI	RPI
DIV. I ONLY	2- 14	333	1-9	273	234	327	327	19	19	
DIV. I NON-CONF.	1- 9	326	0- 0	245	276	327	327	18	18	

TOTALS	RPI 1-25	RPI 26-50	W-L RECORDS	RPI 51-100	RPI 101-150	RPI 150+				
2- 14	0- 0	0- 1	OVERALL	0- 3	0- 3	2- 7				
0- 6	0- 0	0- 1	HOME	0- 0	0- 2	0- 3				
2- 8	0- 0	0- 0	AWAY	0- 3	0- 1	2- 4				
0- 0	0- 0	0- 0	NEUTRAL	0- 0	0- 0	0- 0				
1- 9	0- 0	0- 0	NON-CONFERENCE	0- 3	0- 1	1- 5				
0- 3	0- 0	0- 0	HOME	0- 0	0- 1	0- 2				
1- 6	0- 0	0- 0	AWAY	0- 3	0- 0	1- 3				
0- 0	0- 0	0- 0	NEUTRAL	0- 0	0- 0	0- 0				
1- 5	0- 0	0- 1	CONFERENCE	0- 0	0- 2	1- 2				
0- 3	0- 0	0- 1	HOME	0- 0	0- 1	0- 1				
1- 2	0- 0	0- 0	AWAY	0- 0	0- 1	1- 1				
0- 0	0- 0	0- 0	NEUTRAL	0- 0	0- 0	0- 0				

RPI 1-25				RPI 26-50				RPI 51-100				RPI 101+				Team's RPI: 327	
RPI	S	Opponent	Score	RPI	S	Opponent	Score	RPI	S	Opponent	Score	RPI	S	Opponent	Score		
				47	H	Green Bay	40 65	69	A	Michigan	62 95	101	H	Miami (OH)	59 78		
								82	A	Ohio St.	41 55	104	H	Youngstown St.	59 85		
								94	A	Toledo	60 77	149	A	IUPUI	47 82		
												182	A	Eastern Mich.	53 60		
												228	A	Bowling Green	73 79		
												242	A	Loyola Chicago	43 52		
												268	H	Cleveland St.	49 67		
												292	A	Oakland	67 74		
												294	H	Western Mich.	44 54		
												307	H	Omaha	42 51		
												336	A	UIC	42 36		
												340	A	Manhattan	58 56		
LAST 12 Division I GAMES:																	
				104	H	Youngstown St.	59 85	47	H	Green Bay	40 65						
				94	A	Toledo	60 77	336	A	UIC	42 36						
				228	A	Bowling Green	73 79	149	A	IUPUI	47 82						
				294	H	Western Mich.	44 54	292	A	Oakland	67 74						
				182	A	Eastern Mich.	53 60	268	H	Cleveland St.	49 67						
				307	H	Omaha	42 51	340	A	Manhattan	58 56						

Non-Div I Games: Mich. -Dearborn 68 60

Detroit Mercy

Average RPI Win:	131	WON-LOST	WINNING	LAST 10	STRENGTH OF	OPP. STRENGTH	TEAM	ADJ.	CONF.	ADJ CONF.
Average RPI Loss:	13	RECORD	PCT. RANK	GAMES	SCHEDULE	OF SCHEDULE	RPI	RPI	RPI	RPI
DIV. I ONLY	12- 4	49	7-3	11	20	13	13	12	12	
DIV. I NON-CONF.	7- 4	109	1- 0	6	1	12	12	14	14	

TOTALS	RPI 1-25	RPI 26-50	W-L RECORDS	RPI 51-100	RPI 101-150	RPI 150+				
12- 4	3- 3	0- 1	OVERALL	3- 0	0- 0	6- 0				
4- 1	1- 1	0- 0	HOME	0- 0	0- 0	3- 0				
6- 2	0- 1	0- 1	AWAY	3- 0	0- 0	3- 0				
2- 1	2- 1	0- 0	NEUTRAL	0- 0	0- 0	0- 0				
7- 4	3- 3	0- 1	NON-CONFERENCE	2- 0	0- 0	2- 0				
2- 1	1- 1	0- 0	HOME	0- 0	0- 0	1- 0				
3- 2	0- 1	0- 1	AWAY	2- 0	0- 0	1- 0				
2- 1	2- 1	0- 0	NEUTRAL	0- 0	0- 0	0- 0				
5- 0	0- 0	0- 0	CONFERENCE	1- 0	0- 0	4- 0				
2- 0	0- 0	0- 0	HOME	0- 0	0- 0	2- 0				
3- 0	0- 0	0- 0	AWAY	1- 0	0- 0	2- 0				
0- 0	0- 0	0- 0	NEUTRAL	0- 0	0- 0	0- 0				

RPI	S	Opponent	Score	RPI	S	Opponent	Score	RPI	S	Opponent	Score	RPI	S	Opponent	Score
1	N	Notre Dame	64 82	28	A	South Dakota St.	71 80	61	A	Creighton	85 69	154	H	CSUN	73 63
11	H	Iowa	82 91					75	A	UNI	88 64	166	A	Illinois St.	82 64
12	A	Iowa St.	81 86					80	A	Nebraska	83 77	179	A	Bradley	92 63
16	N	Rutgers	69 59									242	H	Loyola Chicago	69 60
21	H	South Dakota	76 64									243	A	Western Ill.	98 71
23	N	South Carolina	90 85									306	H	Valparaiso	84 53

LAST 12 Division I GAMES:															
166	A	Illinois St.	82 64	23	N	South Carolina	90 85	1	N	Notre Dame	64 82	75	A	UNI	88 64
179	A	Bradley	92 63					306	H	Valparaiso	84 53	242	H	Loyola Chicago	69 60
11	H	Iowa	82 91					16	N	Rutgers	69 59				
12	A	Iowa St.	81 86												
28	A	South Dakota St.	71 80												
61	A	Creighton	85 69												

Non-Div I Games: Clarke 91 43

Drake

Average RPI Win: 224

Average RPI Loss: 77

WON-LOST
RECORDWINNING
PCT. RANKLAST 10
GAMESSTRENGTH OF
SCHEDULEOPP. STRENGTH
OF SCHEDULETEAM
RPIADJ.
RPICONF.
RPIADJ CONF.
RPIDIV. I ONLY
DIV. I NON-CONF.10- 5
8- 384
716-4
1- 0142
244198
229123
137123
13710
1310
13

TOTALS

RPI 1-25

RPI 26-50

W-L RECORDS

RPI 51-100

RPI 101-150

RPI 150+

10- 5

0- 0

0- 0

OVERALL

2- 5

0- 0

8- 0

3- 4

0- 0

0- 0

HOME

1- 4

0- 0

2- 0

6- 0

0- 0

0- 0

AWAY

1- 0

0- 0

5- 0

1- 1

0- 0

0- 0

NEUTRAL

0- 1

0- 0

1- 0

8- 3

0- 0

0- 0

NON-CONFERENCE

1- 3

0- 0

7- 0

3- 2

0- 0

0- 0

HOME

1- 2

0- 0

2- 0

4- 0

0- 0

0- 0

AWAY

0- 0

0- 0

4- 0

1- 1

0- 0

0- 0

NEUTRAL

0- 1

0- 0

1- 0

2- 2

0- 0

0- 0

CONFERENCE

1- 2

0- 0

1- 0

0- 2

0- 0

0- 0

HOME

0- 2

0- 0

0- 0

2- 0

0- 0

0- 0

AWAY

1- 0

0- 0

1- 0

0- 0

0- 0

0- 0

NEUTRAL

0- 0

0- 0

0- 0

RPI 1-25

RPI 26-50

RPI 51-100

RPI 101+




Team's RPI: 123








RPI S Opponent Score

RPI S Opponent Score











RPI S Opponent Score

RPI S Opponent Score

51  Bucknell 64 42
 52  Northeastern 61 59
 54  James Madison 35 51
 70  Quinnipiac 52 56
 79 N Wright St. 63 71
 84  Penn 39 55
 96  Towson 54 55

196  Delaware 57 40
 231  Gardner-Webb 65 48
 266 N Siena 51 39
 273  La Salle 58 43
 276  Vermont 60 44
 278  Saint Joseph's 51 34
 281  Richmond 58 35
 340  Manhattan 53 39





LAST 12 Division I GAMES:

281  Richmond 58 35
 84  Penn 39 55
 231  Gardner-Webb 65 48
 79 N Wright St. 63 71
 340  Manhattan 53 39
 273  La Salle 58 43
 276  Vermont 60 44
 52  Northeastern 61 59
 196  Delaware 57 40
 54  James Madison 35 51
 96  Towson 54 55
 266 N Siena 51 39

D
r
e
x
e
lD
r
e
x
e
l

Non-Div I Games:

Drexel

 Loss,  Non-Conf, S Site,  Home  Away N Neutral

Average RPI Loss: 84

DIV. I ONLY	10- 8	141	6-4	172	66	146	146	17	17
DIV. I NON-CONF.	6- 7	172	0- 0	102	27	120	120	17	17
TOTALS	RPI 1-25	RPI 26-50	W-L RECORDS	RPI 51-100	RPI 101-150	RPI 150+			
10- 8	0- 3	0- 0	OVERALL	1- 3	1- 1	8- 1			
5- 3	0- 1	0- 0	HOME	0- 1	0- 1	5- 0			
5- 3	0- 1	0- 0	AWAY	1- 2	1- 0	3- 0			
0- 2	0- 1	0- 0	NEUTRAL	0- 0	0- 0	0- 1			
6- 7	0- 3	0- 0	NON-CONFERENCE	1- 3	1- 0	4- 1			
3- 2	0- 1	0- 0	HOME	0- 1	0- 0	3- 0			
3- 3	0- 1	0- 0	AWAY	1- 2	1- 0	1- 0			
0- 2	0- 1	0- 0	NEUTRAL	0- 0	0- 0	0- 1			
4- 1	0- 0	0- 0	CONFERENCE	0- 0	0- 1	4- 0			
2- 1	0- 0	0- 0	HOME	0- 0	0- 1	2- 0			
2- 0	0- 0	0- 0	AWAY	0- 0	0- 0	2- 0			
0- 0	0- 0	0- 0	NEUTRAL	0- 0	0- 0	0- 0			

RPI 1-25					
RPI	S	Opponent	Score		
4	N	Syracuse	71	87	
17	H	UCF	63	71	
25	A	Texas	41	78	

RPI 26-50					
RPI	S	Opponent	Score		

RPI 51-100					
RPI	S	Opponent	Score		
59	A	TCU	48	61	
73	A	Kent St.	77	72	
78	H	Pittsburgh	58	66	
94	A	Toledo	52	65	

RPI 101+					
RPI	S	Opponent	Score		
112	A	Penn St.	64	58	
130	H	Davi dson	47	62	
199	A	George Mason	60	57	
221	A	St. Bonaventure	60	54	
234	A	Saint Francis (PA)	93	73	
236	H	Temple	54	53	
239	H	ETSU	66	58	
251	H	Mt. St. Mary's	73	64	
263	N	Liberty	51	55	
278	H	Saint Joseph's	81	73	
281	H	Ri chmond	80	54	

Team' s RPI : 146					
-------------------	--	--	--	--	--

LAST 12 Di vi si on I GAMES:					
236	H	Templ e	54	53	
78	H	Pi ttsburgh	58	66	
263	N	Li berty	51	55	
4	N	Syracuse	71	87	
239	H	ETSU	66	58	
17	H	UCF	63	71	
281	H	Ri chmond	80	54	
278	H	Saint Joseph' s	81	73	
199	A	George Mason	60	57	
130	H	Davi dson	47	62	
221	A	St. Bonaventure	60	54	
112	A	Penn St.	64	58	

Non-Div I Games:

Duquesne

Average RPI Win:	223	WON-LOST	WINNING	LAST 10	STRENGTH OF	OPP. STRENGTH	TEAM	ADJ.	CONF.	ADJ CONF.
Average RPI Loss:	113	RECORD	PCT. RANK	GAMES	SCHEDULE	OF SCHEDULE	RPI	RPI	RPI	RPI
DIV. I ONLY	4- 15	307	3-7	62	149	239	239	24	24	
DIV. I NON-CONF.	2- 14	319	0- 2	50	122	255	255	25	25	

TOTALS	RPI 1-25	RPI 26-50	W-L RECORDS	RPI 51-100	RPI 101-150	RPI 150+				
4- 15	0- 2	0- 2	OVERALL	0- 1	1- 7	3- 3				
4- 4	0- 0	0- 0	HOME	0- 1	1- 1	3- 2				
0- 8	0- 0	0- 2	AWAY	0- 0	0- 5	0- 1				
0- 3	0- 2	0- 0	NEUTRAL	0- 0	0- 1	0- 0				
2- 14	0- 2	0- 2	NON-CONFERENCE	0- 1	1- 6	1- 3				
2- 4	0- 0	0- 0	HOME	0- 1	1- 1	1- 2				
0- 7	0- 0	0- 2	AWAY	0- 0	0- 4	0- 1				
0- 3	0- 2	0- 0	NEUTRAL	0- 0	0- 1	0- 0				
2- 1	0- 0	0- 0	CONFERENCE	0- 0	0- 1	2- 0				
2- 0	0- 0	0- 0	HOME	0- 0	0- 0	2- 0				
0- 1	0- 0	0- 0	AWAY	0- 0	0- 1	0- 0				
0- 0	0- 0	0- 0	NEUTRAL	0- 0	0- 0	0- 0				

RPI 1-25				RPI 26-50				RPI 51-100				RPI 101+ Team's RPI: 239			
RPI	S	Opponent	Score	RPI	S	Opponent	Score	RPI	S	Opponent	Score	RPI	S	Opponent	Score
16	N	Rutgers	44 68	26	A	Michigan St.	53 75	90	H	Troy	66 84	107	H	Appalachian St.	95 64
23	N	South Carolina	55 101	37	A	Tennessee	61 80					108	N	Western Ky.	68 82
												115	A	Cincinnati	64 77
												121	H	Houston	77 84
												127	A	Chattanooga	67 76
												140	A	Radford	64 79
												142	A	South Alabama	74 81
												146	A	Duquesne	58 66
												156	H	High Point	65 73
												191	A	UNC Asheville	55 56
												245	H	Furman	75 70
												263	H	Liberty	86 89
												267	H	N.C. A&T	61 56
												274	H	Wofford	92 79
LAST 12 Division I GAMES:															
156	H	High Point	65 73	16	N	Rutgers	44 68	108	N	Western Ky.	68 82	274	H	Wofford	92 79
37	A	Tennessee	61 80	245	H	Furman	75 70	127	A	Chattanooga	67 76	121	H	Houston	77 84
146	A	Duquesne	58 66	121	H	Houston	77 84								
267	H	N.C. A&T	61 56												
191	A	UNC Asheville	55 56												
263	H	Liberty	86 89												

Non-Div I Games:

ETSU

Average RPI Win:	276	WON-LOST	WINNING	LAST 10	STRENGTH OF	OPP. STRENGTH	TEAM	ADJ.	CONF.	ADJ CONF.
Average RPI Loss:	140	RECORD	PCT. RANK	GAMES	SCHEDULE	OF SCHEDULE	RPI	RPI	RPI	RPI
DIV. I ONLY	10- 7	122	5-5	301	252	220	220	9	9	
DIV. I NON-CONF.	9- 4	85	0- 0	325	281	209	209	9	9	

TOTALS	RPI 1-25	RPI 26-50	W-L RECORDS	RPI 51-100	RPI 101-150	RPI 150+				
10- 7	0- 0	0- 1	OVERALL	0- 1	1- 2	9- 3				
8- 2	0- 0	0- 0	HOME	0- 0	1- 2	7- 0				
0- 5	0- 0	0- 1	AWAY	0- 1	0- 0	0- 3				
2- 0	0- 0	0- 0	NEUTRAL	0- 0	0- 0	2- 0				
9- 4	0- 0	0- 1	NON-CONFERENCE	0- 0	1- 1	8- 2				
7- 1	0- 0	0- 0	HOME	0- 0	1- 1	6- 0				
0- 3	0- 0	0- 1	AWAY	0- 0	0- 0	0- 2				
2- 0	0- 0	0- 0	NEUTRAL	0- 0	0- 0	2- 0				
1- 3	0- 0	0- 0	CONFERENCE	0- 1	0- 1	1- 1				
1- 1	0- 0	0- 0	HOME	0- 0	0- 1	1- 0				
0- 2	0- 0	0- 0	AWAY	0- 1	0- 0	0- 1				
0- 0	0- 0	0- 0	NEUTRAL	0- 0	0- 0	0- 0				

RPI	S	Opponent	Score	RPI	S	Opponent	Score	RPI	S	Opponent	Score	RPI	S	Opponent	Score	Team's RPI: 220
50	A	Duke	66 83	89	A	Tulane	57 68	110	H	Wake Forest	70 61	128	H	UNCW	68 71	
								137	H	Tulsa	55 75	159	A	William & Mary	43 63	
								164	A	Charlotte	46 52	244	H	UMES	84 69	
								252	A	Memphis	46 58	254	H	Monmouth	73 67	
								263	H	Liberty	66 63	270	H	Wichita St.	78 56	
								296	H	Kennesaw St.	68 56	297	N	South Carolina St.	71 63	
								337	H	Grand Canyon	59 47	338	H	USC Upstate	63 53	
								346	N	Longwood	61 52					
LAST 12 Division I GAMES:																
50	A	Duke	66 83	252	A	Memphis	46 58	137	H	Tulsa	55 75	270	H	Wichita St.	78 56	
297	N	South Carolina St.	71 63	89	A	Tulane	57 68	128	H	UNCW	68 71	159	A	William & Mary	43 63	
346	N	Longwood	61 52													
338	H	USC Upstate	63 53													
263	H	Liberty	66 63													
164	A	Charlotte	46 52													

Non-Div I Games:

East Carolina

Average RPI Win:	231	WON-LOST	WINNING	LAST 10	STRENGTH OF	OPP. STRENGTH	TEAM	ADJ.	CONF.	ADJ CONF.
Average RPI Loss:	177	RECORD	PCT. RANK	GAMES	SCHEDULE	OF SCHEDULE	RPI	RPI	RPI	RPI
DIV. I ONLY	5- 9	245	4-6	186	321	253	253	22	22	
DIV. I NON-CONF.	3- 5	227	0- 0	195	273	222	222	20	20	

TOTALS	RPI 1-25	RPI 26-50	W-L RECORDS	RPI 51-100	RPI 101-150	RPI 150+				
5- 9	0- 1	0- 0	OVERALL	0- 0	2- 2	3- 6				
4- 2	0- 0	0- 0	HOME	0- 0	2- 0	2- 2				
0- 7	0- 1	0- 0	AWAY	0- 0	0- 2	0- 4				
1- 0	0- 0	0- 0	NEUTRAL	0- 0	0- 0	1- 0				
3- 5	0- 1	0- 0	NON-CONFERENCE	0- 0	1- 1	2- 3				
2- 0	0- 0	0- 0	HOME	0- 0	1- 0	1- 0				
0- 5	0- 1	0- 0	AWAY	0- 0	0- 1	0- 3				
1- 0	0- 0	0- 0	NEUTRAL	0- 0	0- 0	1- 0				
2- 4	0- 0	0- 0	CONFERENCE	0- 0	1- 1	1- 3				
2- 2	0- 0	0- 0	HOME	0- 0	1- 0	1- 2				
0- 2	0- 0	0- 0	AWAY	0- 0	0- 1	0- 1				
0- 0	0- 0	0- 0	NEUTRAL	0- 0	0- 0	0- 0				

RPI 1-25				RPI 26-50				RPI 51-100				RPI 101+ Team's RPI: 253			
RPI	S	Opponent	Score	RPI	S	Opponent	Score	RPI	S	Opponent	Score	RPI	S	Opponent	Score
19	A	Butler	37 72									104	A	Tennessee Tech	88 99
												113	A	Northern Ill.	59 78
												143	H	UT Martin	77 71
												150	H	Indiana St.	63 39
												168	A	Southern Ill.	59 73
												179	A	Bradley	64 67
												198	A	Jacksonville St.	49 78
												200	H	SIUE	56 65
												243	N	Western Ill.	64 62
												279	H	Murray St.	75 67
												306	A	Valparaiso	60 62
												308	H	Austin Peay	60 73
												339	H	Purdue Fort Wayne	72 63

LAST 12 Division I GAMES:															
143	H	UT Martin	77 71	308	H	Austin Peay	60 73								
150	H	Indiana St.	63 39	279	H	Murray St.	75 67								
113	A	Northern Ill.	59 78	104	A	Tennessee Tech	88 99								
168	A	Southern Ill.	59 73	198	A	Jacksonville St.	49 78								
243	N	Western Ill.	64 62	200	H	SIUE	56 65								
306	A	Valparaiso	60 62	179	A	Bradley	64 67								

Non-Div I Games: Lincoln Christian 97 34 Eureka 104 48 Oakland City 102 43

Eastern III.

Average RPI Win:	0	WON-LOST	WINNING	LAST 10	STRENGTH OF	OPP. STRENGTH	TEAM	ADJ.	CONF.	ADJ CONF.
Average RPI Loss:	173	RECORD	PCT. RANK	GAMES	SCHEDULE	OF SCHEDULE	RPI	RPI	RPI	RPI
DIV. I ONLY	0- 15	349	2-8	101	311	323	323	22	22	
DIV. I NON-CONF.	0- 9	336	0- 1	19	322	265	265	20	20	

TOTALS	RPI 1-25	RPI 26-50	W-L RECORDS	RPI 51-100	RPI 101-150	RPI 150+				
0- 15	0- 1	0- 1	OVERALL	0- 1	0- 4	0- 8				
0- 4	0- 0	0- 0	HOME	0- 0	0- 1	0- 3				
0- 9	0- 0	0- 1	AWAY	0- 1	0- 2	0- 5				
0- 2	0- 1	0- 0	NEUTRAL	0- 0	0- 1	0- 0				
0- 9	0- 1	0- 1	NON-CONFERENCE	0- 0	0- 3	0- 4				
0- 2	0- 0	0- 0	HOME	0- 0	0- 0	0- 2				
0- 5	0- 0	0- 1	AWAY	0- 0	0- 2	0- 2				
0- 2	0- 1	0- 0	NEUTRAL	0- 0	0- 1	0- 0				
0- 6	0- 0	0- 0	CONFERENCE	0- 1	0- 1	0- 4				
0- 2	0- 0	0- 0	HOME	0- 0	0- 1	0- 1				
0- 4	0- 0	0- 0	AWAY	0- 1	0- 0	0- 3				
0- 0	0- 0	0- 0	NEUTRAL	0- 0	0- 0	0- 0				

RPI 1-25				RPI 26-50				RPI 51-100				RPI 101+ Team's RPI: 323			
RPI	S	Opponent	Score	RPI	S	Opponent	Score	RPI	S	Opponent	Score	RPI	S	Opponent	Score
22	N	Florida St.	45 62	40	A	Ohio	60 100	71	A	Belmont	43 69	101	A	Miami (OH)	44 60
												118	A	West Virginia	29 78
												118	N	West Virginia	39 81
												143	H	UT Martin	61 87
												181	A	Akron	54 63
												199	H	George Mason	75 91
												209	H	Saint Louis	43 70
												217	H	Southeast Mo. St.	42 52
												279	A	Murray St.	63 81
												294	A	Western Mich.	53 64
												302	A	Tennessee St.	38 60
												308	A	Austin Peay	65 100

LAST 12 Division I GAMES:															
279	A	Murray St.	63 81	118	N	West Virginia	39 81								
308	A	Austin Peay	65 100	217	H	Southeast Mo. St.	42 52								
118	A	West Virginia	29 78	143	H	UT Martin	61 87								
199	H	George Mason	75 91	71	A	Belmont	43 69								
181	A	Akron	54 63	302	A	Tennessee St.	38 60								
294	A	Western Mich.	53 64	22	N	Florida St.	45 62								

Non-Div I Games: Brescia 70 41 Ky. Christian 90 35

Eastern Ky.

Average RPI Win:	282	WON-LOST	WINNING	LAST 10	STRENGTH OF	OPP. STRENGTH	TEAM	ADJ.	CONF.	ADJ CONF.
Average RPI Loss:	94	RECORD	PCT. RANK	GAMES	SCHEDULE	OF SCHEDULE	RPI	RPI	RPI	RPI

DIV. I ONLY	8- 7	150	5-5	206	241	182	182	8	8
DIV. I NON-CONF.	6- 4	125	0- 0	333	246	243	243	8	8
TOTALS	RPI 1-25	RPI 26-50	W-L RECORDS	RPI 51-100	RPI 101-150	RPI 150+			
8- 7	0- 2	0- 2	OVERALL	0- 1	0- 0	8- 2			
5- 1	0- 0	0- 1	HOME	0- 0	0- 0	5- 0			
3- 3	0- 0	0- 1	AWAY	0- 1	0- 0	3- 1			
0- 3	0- 2	0- 0	NEUTRAL	0- 0	0- 0	0- 1			
6- 4	0- 2	0- 0	NON-CONFERENCE	0- 0	0- 0	6- 2			
4- 0	0- 0	0- 0	HOME	0- 0	0- 0	4- 0			
2- 1	0- 0	0- 0	AWAY	0- 0	0- 0	2- 1			
0- 3	0- 2	0- 0	NEUTRAL	0- 0	0- 0	0- 1			
2- 3	0- 0	0- 2	CONFERENCE	0- 1	0- 0	2- 0			
1- 1	0- 0	0- 1	HOME	0- 0	0- 0	1- 0			
1- 2	0- 0	0- 1	AWAY	0- 1	0- 0	1- 0			
0- 0	0- 0	0- 0	NEUTRAL	0- 0	0- 0	0- 0			

RPI S Opponent Score	RPI S Opponent Score	RPI S Opponent Score	RPI S Opponent Score
12 N Iowa St. 59 85	35 H Buffalo 84 91	73 A Kent St. 64 71	162 A Illinois 66 72
19 N Butler 63 73	40 A Ohio 44 85		166 H Illinois St. 50 41
			181 A Akron 72 60
			268 H Cleveland St. 69 63
			294 H Western Mi ch. 64 61
			318 N UNC Greensboro 44 49
			327 H Detroit Mercy 60 53
			336 H UIC 52 38
			339 A Purdue Fort Wayne 87 72
			346 A Longwood 64 45
LAST 12 Division I GAMES:			
19 N Butler 63 73	40 A Ohio 44 85	181 A Akron 72 60	
318 N UNC Greensboro 44 49	294 H Western Mi ch. 64 61	35 H Buffalo 84 91	
346 A Longwood 64 45	73 A Kent St. 64 71	336 H UIC 52 38	
339 A Purdue Fort Wayne 87 72			
327 H Detroit Mercy 60 53			
162 A Illinois 66 72			

Non-Div I Games: Northwood 53 39

Eastern Mich.

Average RPI Win:	200	WON-LOST	WINNING	LAST 10	STRENGTH OF	OPP. STRENGTH	TEAM	ADJ.	CONF.	ADJ CONF.
Average RPI Loss:	103	RECORD	PCT. RANK	GAMES	SCHEDULE	OF SCHEDULE	RPI	RPI	RPI	RPI

DIV. I ONLY	3- 11	303	3-7	34	155	175	175	15	15
DIV. I NON-CONF.	0- 8	336	0- 0	7	167	216	216	12	12

TOTALS	RPI 1-25	RPI 26-50	W-L RECORDS	RPI 51-100	RPI 101-150	RPI 150+			
3- 11	0- 2	0- 2	OVERALL	0- 1	1- 4	2- 2			
0- 4	0- 1	0- 1	HOME	0- 0	0- 2	0- 0			
3- 5	0- 1	0- 0	AWAY	0- 1	1- 2	2- 1			
0- 2	0- 0	0- 1	NEUTRAL	0- 0	0- 0	0- 1			
0- 8	0- 2	0- 2	NON-CONFERENCE	0- 1	0- 1	0- 2			
0- 3	0- 1	0- 1	HOME	0- 0	0- 1	0- 0			
0- 3	0- 1	0- 0	AWAY	0- 1	0- 0	0- 1			
0- 2	0- 0	0- 1	NEUTRAL	0- 0	0- 0	0- 1			
3- 3	0- 0	0- 0	CONFERENCE	0- 0	1- 3	2- 0			
0- 1	0- 0	0- 0	HOME	0- 0	0- 1	0- 0			
3- 2	0- 0	0- 0	AWAY	0- 0	1- 2	2- 0			
0- 0	0- 0	0- 0	NEUTRAL	0- 0	0- 0	0- 0			

RPI 1-25				RPI 26-50				RPI 51-100				RPI 101+ Team's RPI: 175			
RPI	S	Opponent	Score	RPI	S	Opponent	Score	RPI	S	Opponent	Score	RPI	S	Opponent	Score
10	H	Gonzaga	51 63	30	N	Oregon St.	45 93	57	A	Boise St.	55 67	114	H	Northern Colo.	62 67
20	A	BYU	65 80	36	H	Utah	51 95					117	A	Idaho St.	48 63
												129	A	Idaho	68 84
												133	H	Fresno St.	58 68
												145	A	Montana	68 62
												151	A	Montana St.	89 87
												187	N	UC Ri versi de	45 57
												303	A	Cal Poly	55 59
												304	A	Weber St.	64 58

LAST 12 Division I GAMES:															
304	A	Weber St.	64 58	151	A	Montana St.	89 87								
187	N	UC Ri versi de	45 57	145	A	Montana	68 62								
30	N	Oregon St.	45 93	114	H	Northern Colo.	62 67								
57	A	Boise St.	55 67	129	A	Idaho	68 84								
133	H	Fresno St.	58 68	117	A	Idaho St.	48 63								
303	A	Cal Poly	55 59	36	H	Utah	51 95								

Non-Div I Games: Eastern Ore. 66 45

Eastern Wash.

Average RPI	Win: 252	WON-LOST RECORD	WINNING PCT. RANK	LAST 10 GAMES	STRENGTH OF SCHEDULE	OPP. STRENGTH OF SCHEDULE	TEAM RPI	ADJ. RPI	CONF. RPI	ADJ CONF. RPI
Average RPI	Loss: 102									
DIV. I ONLY	6- 8	215	5-5	138	200	185	185	10	10	
DIV. I NON-CONF.	4- 6	212	0- 0	128	207	197	197	13	13	

TOTALS	RPI 1-25	RPI 26-50	W-L RECORDS	RPI 51-100	RPI 101-150	RPI 150+				
6- 8	0- 0	0- 3	OVERALL	0- 1	1- 3	5- 1				
3- 4	0- 0	0- 2	HOME	0- 0	1- 2	2- 0				
3- 4	0- 0	0- 1	AWAY	0- 1	0- 1	3- 1				
0- 0	0- 0	0- 0	NEUTRAL	0- 0	0- 0	0- 0				
4- 6	0- 0	0- 3	NON-CONFERENCE	0- 0	1- 2	3- 1				
2- 3	0- 0	0- 2	HOME	0- 0	1- 1	1- 0				
2- 3	0- 0	0- 1	AWAY	0- 0	0- 1	2- 1				
0- 0	0- 0	0- 0	NEUTRAL	0- 0	0- 0	0- 0				
2- 2	0- 0	0- 0	CONFERENCE	0- 1	0- 1	2- 0				
1- 1	0- 0	0- 0	HOME	0- 0	0- 1	1- 0				
1- 1	0- 0	0- 0	AWAY	0- 1	0- 0	1- 0				
0- 0	0- 0	0- 0	NEUTRAL	0- 0	0- 0	0- 0				

RPI	S	Opponent	Score	RPI	S	Opponent	Score	RPI	S	Opponent	Score	RPI	S	Opponent	Score	Team's RPI: 185
41	H	North Carolina	69 100	52	A	Northeastern	71 79	107	A	Appalachian St.	62 65	126	H	Marist	57 61	
48	H	Auburn	44 96					128	H	UNCW	70 75	130	H	Davi dson	73 72	
50	A	Duke	64 81					208	A	Hampton	77 62	259	A	Hofstra	77 64	
								262	A	Winthrop	57 58	267	H	N. C. A&T	73 64	
								299	H	Col. of Charleston	76 68	349	A	N. C. Central	83 54	

LAST 12 Division I GAMES:																
267	H	N. C. A&T	73 64	128	H	UNCW	70 75									
262	A	Winthrop	57 58	299	H	Col. of Charleston	76 68									
130	H	Davi dson	73 72	259	A	Hofstra	77 64									
208	A	Hampton	77 62	52	A	Northeastern	71 79									
126	H	Marist	57 61	48	H	Auburn	44 96									
107	A	Appalachian St.	62 65	50	A	Duke	64 81									

Non-Div I Games: Chowan 88 74

El on

Average RPI Win:	326	WON-LOST	WINNING	LAST 10	STRENGTH OF	OPP. STRENGTH	TEAM	ADJ.	CONF.	ADJ CONF.
Average RPI Loss:	207	RECORD	PCT. RANK	GAMES	SCHEDULE	OF SCHEDULE	RPI	RPI	RPI	RPI

DIV. I ONLY	2- 14	333	1-9	299	331	341	341	12	12
DIV. I NON-CONF.	2- 9	297	0- 0	341	335	348	348	14	14

TOTALS	RPI 1-25	RPI 26-50	W-L RECORDS	RPI 51-100	RPI 101-150	RPI 150+			
2- 14	0- 0	0- 0	OVERALL	0- 0	0- 2	2- 12			
1- 6	0- 0	0- 0	HOME	0- 0	0- 0	1- 6			
1- 8	0- 0	0- 0	AWAY	0- 0	0- 2	1- 6			
0- 0	0- 0	0- 0	NEUTRAL	0- 0	0- 0	0- 0			
2- 9	0- 0	0- 0	NON-CONFERENCE	0- 0	0- 1	2- 8			
1- 4	0- 0	0- 0	HOME	0- 0	0- 0	1- 4			
1- 5	0- 0	0- 0	AWAY	0- 0	0- 1	1- 4			
0- 0	0- 0	0- 0	NEUTRAL	0- 0	0- 0	0- 0			
0- 5	0- 0	0- 0	CONFERENCE	0- 0	0- 1	0- 4			
0- 2	0- 0	0- 0	HOME	0- 0	0- 0	0- 2			
0- 3	0- 0	0- 0	AWAY	0- 0	0- 1	0- 2			
0- 0	0- 0	0- 0	NEUTRAL	0- 0	0- 0	0- 0			

RPI 1-25	RPI 26-50	RPI 51-100	RPI 101+	Team's RPI: 341
RPI S Opponent Score	RPI S Opponent Score	RPI S Opponent Score	RPI S Opponent Score	
			109 A Dayton 30 69	
			111 A Missouri St. 66 88	
			157 A Wisconsin 60 96	
			166 H Illinois St. 61 72	
			168 A Southern Ill. 47 67	
			169 A Morehead St. 63 85	
			179 H Bradley 68 75	
			200 H SIUE 45 54	
			217 H Southeast Mo. St. 50 54	
			229 A Marshall 65 72	
			242 A Loyola Chicago 56 61	
			279 A Murray St. 53 81	
			308 H Austin Peay 56 52	
			336 H UIC 54 62	
			339 H Purdue Fort Wayne 66 72	
			343 A Chicago St. 67 58	
LAST 12 Division I GAMES:				
157 A Wisconsin 60 96	242 A Loyola Chicago 56 61			
308 H Austin Peay 56 52	166 H Illinois St. 61 72			
109 A Dayton 30 69	179 H Bradley 68 75			
217 H Southeast Mo. St. 50 54	111 A Missouri St. 66 88			
336 H UIC 54 62	168 A Southern Ill. 47 67			
169 A Morehead St. 63 85	229 A Marshall 65 72			

Non-Div I Games:

Average RPI Win:	231	WON-LOST	WINNING	LAST 10	STRENGTH OF	OPP. STRENGTH	TEAM	ADJ.	CONF.	ADJ CONF.
Average RPI Loss:	59	RECORD	PCT. RANK	GAMES	SCHEDULE	OF SCHEDULE	RPI	RPI	RPI	RPI
DIV. I ONLY	11- 4	56	8-2	176	157	81	81	25	25	
DIV. I NON-CONF.	7- 4	109	0- 0	156	71	100	100	27	27	

TOTALS	RPI 1-25	RPI 26-50	W-L RECORDS	RPI 51-100	RPI 101-150	RPI 150+				
11- 4	0- 1	0- 2	OVERALL	0- 0	2- 0	9- 1				
5- 1	0- 0	0- 0	HOME	0- 0	1- 0	4- 1				
5- 2	0- 0	0- 2	AWAY	0- 0	0- 0	5- 0				
1- 1	0- 1	0- 0	NEUTRAL	0- 0	1- 0	0- 0				
7- 4	0- 1	0- 2	NON-CONFERENCE	0- 0	2- 0	5- 1				
4- 1	0- 0	0- 0	HOME	0- 0	1- 0	3- 1				
2- 2	0- 0	0- 2	AWAY	0- 0	0- 0	2- 0				
1- 1	0- 1	0- 0	NEUTRAL	0- 0	1- 0	0- 0				
4- 0	0- 0	0- 0	CONFERENCE	0- 0	0- 0	4- 0				
1- 0	0- 0	0- 0	HOME	0- 0	0- 0	1- 0				
3- 0	0- 0	0- 0	AWAY	0- 0	0- 0	3- 0				
0- 0	0- 0	0- 0	NEUTRAL	0- 0	0- 0	0- 0				

RPI 1-25				RPI 26-50				RPI 51-100				Team's RPI: 81				RPI 101+			
RPI	S	Opponent	Score	RPI	S	Opponent	Score	RPI	S	Opponent	Score	RPI	S	Opponent	Score	RPI	S	Opponent	Score
3	N	Stanford	65 88	28	A	South Dakota St.	62 80					121	H	Houston	76 71				
				50	A	Duke	41 57					131	N	American	90 71				
												153	H	UAB	60 62				
												155	A	North Ala.	68 52				
												172	H	Abilene Christian	81 65				
												234	A	Saint Francis (PA)	83 69				
												263	H	Liberty	68 50				
												271	A	Hawai i	73 67				
												290	A	North Florida	105 66				
												296	A	Kennesaw St.	69 46				
												298	H	Coppin St.	93 61				
												311	H	FIU	100 58				
LAST 12 Division I GAMES:																			
153	H	UAB	60 62	296	A	Kennesaw St.	69 46												
298	H	Coppin St.	93 61	290	A	North Florida	105 66												
172	H	Abilene Christian	81 65	155	A	North Ala.	68 52												
234	A	Saint Francis (PA)	83 69	263	H	Liberty	68 50												
121	H	Houston	76 71	50	A	Duke	41 57												
131	N	American	90 71	271	A	Hawai i	73 67												

Average RPI Win:	342	WON-LOST	WINNING	LAST 10	STRENGTH OF	OPP. STRENGTH	TEAM	ADJ.	CONF.	ADJ CONF.
Average RPI Loss:	161	RECORD	PCT. RANK	GAMES	SCHEDULE	OF SCHEDULE	RPI	RPI	RPI	RPI
DIV. I ONLY	3- 15	319	1-9	128	339	311	311	16	16	
DIV. I NON-CONF.	3- 9	271	0- 1	248	347	332	332	19	19	

TOTALS	RPI 1-25	RPI 26-50	W-L RECORDS	RPI 51-100	RPI 101-150	RPI 150+				
3- 15	0- 0	0- 1	OVERALL	0- 3	0- 2	3- 9				
3- 10	0- 0	0- 1	HOME	0- 1	0- 2	3- 6				
0- 5	0- 0	0- 0	AWAY	0- 2	0- 0	0- 3				
0- 0	0- 0	0- 0	NEUTRAL	0- 0	0- 0	0- 0				
3- 9	0- 0	0- 1	NON-CONFERENCE	0- 1	0- 1	3- 6				
3- 6	0- 0	0- 1	HOME	0- 0	0- 1	3- 4				
0- 3	0- 0	0- 0	AWAY	0- 1	0- 0	0- 2				
0- 0	0- 0	0- 0	NEUTRAL	0- 0	0- 0	0- 0				
0- 6	0- 0	0- 0	CONFERENCE	0- 2	0- 1	0- 3				
0- 4	0- 0	0- 0	HOME	0- 1	0- 1	0- 2				
0- 2	0- 0	0- 0	AWAY	0- 1	0- 0	0- 1				
0- 0	0- 0	0- 0	NEUTRAL	0- 0	0- 0	0- 0				

RPI	S	Opponent	Score	RPI	S	Opponent	Score	RPI	S	Opponent	Score	RPI	S	Opponent	Score	Team's RPI: 311
38	H	Miami (FL)	43 94	55	A	Old Dominion	68 95	108	H	Western Ky.	82 94	142	H	South Alabama	77 84	
				68	H	Middle Tenn.	43 49	153	H	UAB	59 83	164	A	Charlotte	54 69	
				81	A	FGCU	58 100	177	H	Georgia St.	61 67	203	H	Jacksonville	62 73	
								223	H	Howard	62 89	229	H	Marshall	58 86	
								240	H	Campbell	54 59	247	A	Bethune-Cookman	57 68	
								290	A	North Florida	53 62	330	H	Morgan St.	59 50	
								345	H	Florida A&M	77 54	350	H	Alcorn	75 40	

LAST 12 Division I GAMES:																
164	A	Charlotte	54 69	142	H	South Alabama	77 84	240	H	Campbell	54 59	229	H	Marshall	58 86	
153	H	UAB	59 83	108	H	Western Ky.	82 94	55	A	Old Dominion	68 95	290	A	North Florida	53 62	
68	H	Middle Tenn.	43 49	58	A	FGCU	58 100									
203	H	Jacksonville	62 73													
350	H	Alcorn	75 40													
223	H	Howard	62 89													

Non-Div I Games: Palm Beach Atl. 63 66

FIU

Average RPI Win:	323	WON-LOST	WINNING	LAST 10	STRENGTH OF	OPP. STRENGTH	TEAM	ADJ.	CONF.	ADJ CONF.
Average RPI Loss:	177	RECORD	PCT. RANK	GAMES	SCHEDULE	OF SCHEDULE	RPI	RPI	RPI	RPI
DIV. I ONLY	3- 13	312	1-9	227	320	309	309	27	27	
DIV. I NON-CONF.	3- 8	267	0- 0	255	326	298	298	28	28	

TOTALS	RPI 1-25	RPI 26-50	W-L RECORDS	RPI 51-100	RPI 101-150	RPI 150+				
3- 13	0- 0	0- 0	OVERALL	0- 3	0- 1	3- 9				
1- 4	0- 0	0- 0	HOME	0- 1	0- 1	1- 2				
1- 6	0- 0	0- 0	AWAY	0- 1	0- 0	1- 5				
1- 3	0- 0	0- 0	NEUTRAL	0- 1	0- 0	1- 2				
3- 8	0- 0	0- 0	NON-CONFERENCE	0- 2	0- 0	3- 6				
1- 2	0- 0	0- 0	HOME	0- 1	0- 0	1- 1				
1- 3	0- 0	0- 0	AWAY	0- 0	0- 0	1- 3				
1- 3	0- 0	0- 0	NEUTRAL	0- 1	0- 0	1- 2				
0- 5	0- 0	0- 0	CONFERENCE	0- 1	0- 1	0- 3				
0- 2	0- 0	0- 0	HOME	0- 0	0- 1	0- 1				
0- 3	0- 0	0- 0	AWAY	0- 1	0- 0	0- 2				
0- 0	0- 0	0- 0	NEUTRAL	0- 0	0- 0	0- 0				

RPI 1-25				RPI 26-50				RPI 51-100				RPI 101+				Team's RPI: 309			
RPI	S	Opponent	Score	RPI	S	Opponent	Score	RPI	S	Opponent	Score	RPI	S	Opponent	Score				
								51	N	Bucknell I	54	77	126	H	Marist	46	56		
								52	H	Northeastern	50	59	159	H	William & Mary	54	60		
								70	A	Quinnipiac	36	81	171	A	Xavier	35	48		
												192	N	Massachusetts	49	59			
												207	A	Rider	59	62			
												211	A	Brown	49	68			
												225	A	Dartmouth	46	59			
												245	N	Furman	70	77			
												281	A	Richmond	58	40			
												293	A	Canisius	50	53			
												305	H	Saint Peter's	65	68			
												336	N	UIC	68	60			
												351	H	LIU Brooklyn	71	43			
LAST 12 Division I GAMES:																			
336	N	UIC	68	60	293	A	Canisius	50	53	305	H	Saint Peter's	65	68	126	H	Marist	46	56
245	N	Furman	70	77	207	A	Rider	59	62	70	A	Quinnipiac	36	81	51	N	Bucknell I	54	77
225	A	Dartmouth	46	59	52	H	Northeastern	50	59	159	H	William & Mary	54	60	171	A	Xavier	35	48
52	H	Northeastern	50	59	192	N	Massachusetts	49	59	281	A	Richmond	58	40	293	A	Canisius	50	53
159	H	William & Mary	54	60	305	H	Saint Peter's	65	68	336	N	UIC	68	60	351	H	LIU Brooklyn	71	43
192	N	Massachusetts	49	59															

Non-Div I Games:

Fairfield

Average RPI Win: 318

Average RPI Loss: 255

WON-LOST
RECORDWINNING
PCT. RANKLAST 10
GAMESSTRENGTH OF
SCHEDULEOPP. STRENGTH
OF SCHEDULETEAM
RPIADJ.
RPICONF.
RPIADJ CONF.
RPIDIV. I ONLY
DIV. I NON-CONF.3- 11
1- 8303
3223-7
0- 0346
314348
346344
349344
34931
3131
31

TOTALS

RPI 1-25

RPI 26-50

W-L RECORDS

RPI 51-100

RPI 101-150

RPI 150+

3- 11

0- 0

0- 0

OVERALL

0- 0

0- 1

3- 10

2- 2

0- 0

0- 0

HOME

0- 0

0- 0

2- 2

1- 9

0- 0

0- 0

AWAY

0- 0

0- 1

1- 8

0- 0

0- 0

0- 0

NEUTRAL

0- 0

0- 0

0- 0

1- 8

0- 0

0- 0

NON-CONFERENCE

0- 0

0- 1

1- 7

1- 2

0- 0

0- 0

HOME

0- 0

0- 0

1- 2

0- 6

0- 0

0- 0

AWAY

0- 0

0- 1

0- 5

0- 0

0- 0

0- 0

NEUTRAL

0- 0

0- 0

0- 0

2- 3

0- 0

0- 0

CONFERENCE

0- 0

0- 0

2- 3

1- 0

0- 0

0- 0

HOME

0- 0

0- 0

1- 0

1- 3

0- 0

0- 0

AWAY

0- 0

0- 0

1- 3

0- 0

0- 0

0- 0

NEUTRAL

0- 0

0- 0

0- 0

RPI 1-25

RPI 26-50

RPI 51-100

RPI 101+

Team's RPI: 344

RPI S Opponent Score

RPI S Opponent Score

RPI S Opponent Score

RPI S Opponent Score

147	A	Stony Brook	49	63
218	A	Air Force	37	85
223	H	Howard	58	79
232	A	Colgate	52	71
234	A	Saint Francis (PA)	64	75
256	A	Robert Morris	49	71
257	A	Binghamton	54	73
287	A	Army West Point	40	62
291	H	Central Conn. St.	74	67
305	A	Saint Peter's	58	75
312	H	NJIT	64	43
315	A	Wagner	59	71
329	H	Lafayette	57	63
351	A	LIU Brooklyn	69	52

LAST 12 Division I GAMES:

305	A	Saint Peter's	58	75	351	A	LIU Brooklyn	69	52
147	A	Stony Brook	49	63	315	A	Wagner	59	71
287	A	Army West Point	40	62	291	H	Central Conn. St.	74	67
232	A	Colgate	52	71	256	A	Robert Morris	49	71
257	A	Binghamton	54	73	234	A	Saint Francis (PA)	64	75
223	H	Howard	58	79	312	H	NJIT	64	43

Non-Div I Games: Georgian Court 70 45 Rutgers-Newark 97 51

Fairleigh Dickinson

Loss, Non-Conf, S Site, H Home A Away N Neutral

Average RPI Win:	292	WON-LOST	WINNING	LAST 10	STRENGTH OF	OPP. STRENGTH	TEAM	ADJ.	CONF.	ADJ CONF.
Average RPI Loss:	161	RECORD	PCT. RANK	GAMES	SCHEDULE	OF SCHEDULE	RPI	RPI	RPI	RPI
DIV. I ONLY	3- 16	326	0-10	116	294	289	289	16	16	
DIV. I NON-CONF.	3- 10	278	0- 1	211	312	308	308	19	19	

TOTALS	RPI 1-25	RPI 26-50	W-L RECORDS	RPI 51-100	RPI 101-150	RPI 150+				
3- 16	0- 0	0- 1	OVERALL	0- 3	0- 2	3- 10				
2- 10	0- 0	0- 0	HOME	0- 1	0- 1	2- 8				
1- 6	0- 0	0- 1	AWAY	0- 2	0- 1	1- 2				
0- 0	0- 0	0- 0	NEUTRAL	0- 0	0- 0	0- 0				
3- 10	0- 0	0- 1	NON-CONFERENCE	0- 1	0- 1	3- 7				
2- 6	0- 0	0- 0	HOME	0- 0	0- 0	2- 6				
1- 4	0- 0	0- 1	AWAY	0- 1	0- 1	1- 1				
0- 0	0- 0	0- 0	NEUTRAL	0- 0	0- 0	0- 0				
0- 6	0- 0	0- 0	CONFERENCE	0- 2	0- 1	0- 3				
0- 4	0- 0	0- 0	HOME	0- 1	0- 1	0- 2				
0- 2	0- 0	0- 0	AWAY	0- 1	0- 0	0- 1				
0- 0	0- 0	0- 0	NEUTRAL	0- 0	0- 0	0- 0				

RPI	S	Opponent	Score	RPI	S	Opponent	Score	RPI	S	Opponent	Score	RPI	S	Opponent	Score	Team's RPI: 289
26	A	Michigan St.	74 89	55	A	Old Domini on	53 87	106	A	Little Rock	38 61	108	H	Western Ky.	50 81	
				68	H	Middle Tenn.	55 74	153	H	UAB	64 89	164	A	Charlotte	47 68	
				89	A	Tulane	45 88	177	H	Georgia St.	59 75	179	H	Bradley	59 80	
								208	H	Hampton	68 72	209	H	Saint Louis	61 93	
								229	H	Marshall	67 72	245	A	Furman	57 73	
								266	A	Siena	70 66	267	H	N. C. A&T	65 67	
								281	H	Richmond	69 55	294	H	Western Mich.	59 69	
								329	H	Lafayette	53 49					
LAST 12 Division I GAMES:																
55	A	Old Domini on	53 87	209	H	Saint Louis	61 93									
68	H	Middle Tenn.	55 74	179	H	Bradley	59 80									
153	H	UAB	64 89	108	H	Western Ky.	50 81									
267	H	N. C. A&T	65 67	229	H	Marshall	67 72									
26	A	Michigan St.	74 89	164	A	Charlotte	47 68									
294	H	Western Mich.	59 69	245	A	Furman	57 73									

Non-Div I Games:

Fla. Atlantic

F
l
o
r
i
d
a

Florida				Through Games Of Jan. 19, 2019							
Average RPI	Win:	224	WON-LOST	WINNING	LAST 10	STRENGTH OF	OPP. STRENGTH	TEAM	ADJ.	CONF.	ADJ CONF.
Average RPI	Loss:	92	RECORD	PCT. RANK	GAMES	SCHEDULE	OF SCHEDULE	RPI	RPI	RPI	RPI
DIV. I ONLY			5- 12	274	4-6	56	121	202	202	6	6
DIV. I NON-CONF.			4- 9	253	0- 1	113	192	247	247	6	6

TOTALS		RPI 1-25	RPI 26-50		W-L RECORDS		RPI 51-100	RPI 101-150		RPI 150+	
5- 12	0- 3	1- 2		OVERALL		0- 3	0- 1		4- 3		
5- 4	0- 0	1- 1		HOME		0- 2	0- 0		4- 1		
0- 7	0- 3	0- 0		AWAY		0- 1	0- 1		0- 2		
0- 1	0- 0	0- 1		NEUTRAL		0- 0	0- 0		0- 0		
4- 9	0- 2	0- 1		NON-CONFERENCE		0- 3	0- 0		4- 3		
4- 3	0- 0	0- 0		HOME		0- 2	0- 0		4- 1		
0- 5	0- 2	0- 0		AWAY		0- 1	0- 0		0- 2		
0- 1	0- 0	0- 1		NEUTRAL		0- 0	0- 0		0- 0		
1- 3	0- 1	1- 1		CONFERENCE		0- 0	0- 1		0- 0		
1- 1	0- 0	1- 1		HOME		0- 0	0- 0		0- 0		
0- 2	0- 1	0- 0		AWAY		0- 0	0- 1		0- 0		
0- 0	0- 0	0- 0		NEUTRAL		0- 0	0- 0		0- 0		

RPI 1-25					RPI 26-50					RPI 51-100					RPI 101+ Team's RPI: 202				
RPI	S	Opponent	Score		RPI	S	Opponent	Score		RPI	S	Opponent	Score		RPI	S	Opponent	Score	
22	A	Florida St.	56	63	32	H	Missouri	58	56	52	H	Northeastern	66	79	103	A	Alabama	67	74
23	A	South Carolina	40	71	36	N	Utah	58	74	74	H	Northwestern	74	83	160	H	Texas Tech	72	67
24	A	Indiana	64	83	48	H	Auburn	56	64	82	A	Ohio St.	41	46	178	A	Mercer	82	92
															227	A	UNLV	53	56
															231	H	Gardner-Webb	58	60
															247	H	Bethune-Cookman	64	53
															334	H	Charleston So.	70	60
															345	H	Florida A&M	62	38
LAST 12 Division I GAMES:																			
334	H	Charleston So.	70	60	227	A	UNLV	53	56										
36	N	Utah	58	74	32	H	Missouri	58	56										
82	A	Ohio St.	41	46	23	A	South Carolina	40	71										
345	H	Florida A&M	62	38	48	H	Auburn	56	64										
247	H	Bethune-Cookman	64	53	103	A	Alabama	67	74										
160	H	Texas Tech	72	67	52	H	Northeastern	66	79										

Non-Div I Games:

Florida

F
l
o
r
i
d
a

Average RPI Win:	101	WON-LOST	WINNING	LAST 10	STRENGTH OF	OPP. STRENGTH	TEAM	ADJ.	CONF.	ADJ CONF.
Average RPI Loss:	221	RECORD	PCT. RANK	GAMES	SCHEDULE	OF SCHEDULE	RPI	RPI	RPI	RPI
DIV. I ONLY	1- 14	338	1-9	283	295	345	345	32	32	
DIV. I NON-CONF.	1- 10	330	0- 1	264	206	338	338	32	32	

TOTALS	RPI 1-25	RPI 26-50	W-L RECORDS	RPI 51-100	RPI 101-150	RPI 150+				
1- 14	0- 0	0- 2	OVERALL	0- 1	1- 0	0- 11				
1- 3	0- 0	0- 0	HOME	0- 0	1- 0	0- 3				
0- 8	0- 0	0- 2	AWAY	0- 0	0- 0	0- 6				
0- 3	0- 0	0- 0	NEUTRAL	0- 1	0- 0	0- 2				
1- 10	0- 0	0- 2	NON-CONFERENCE	0- 1	1- 0	0- 7				
1- 1	0- 0	0- 0	HOME	0- 0	1- 0	0- 1				
0- 6	0- 0	0- 2	AWAY	0- 0	0- 0	0- 4				
0- 3	0- 0	0- 0	NEUTRAL	0- 1	0- 0	0- 2				
0- 4	0- 0	0- 0	CONFERENCE	0- 0	0- 0	0- 4				
0- 2	0- 0	0- 0	HOME	0- 0	0- 0	0- 2				
0- 2	0- 0	0- 0	AWAY	0- 0	0- 0	0- 2				
0- 0	0- 0	0- 0	NEUTRAL	0- 0	0- 0	0- 0				

RPI 1-25				RPI 26-50				RPI 51-100				RPI 101+ Team's RPI: 345			
RPI	S	Opponent	Score	RPI	S	Opponent	Score	RPI	S	Opponent	Score	RPI	S	Opponent	Score
37	A	Tennessee	31 96	89	N	Tulane	34 78	101	H	Miami (OH)	57 56	198	H	Jacksonville St.	31 62
38	A	Miami (FL)	54 103					202	A	Florida	38 62	223	A	Howard	68 74
								244	H	UMES	36 68	246	A	Stetson	44 69
								275	A	Norfolk St.	58 60	290	A	North Florida	53 64
								294	N	Western Mich.	50 69	307	N	Omaha	50 57
								311	A	FIU	54 77	342	H	Savannah St.	50 54
LAST 12 Division I GAMES:															
89	N	Tulane	34 78	307	N	Omaha	50 57	244	H	UMES	36 68	342	H	Savannah St.	50 54
38	A	Miami (FL)	54 103	244	H	UMES	36 68	275	A	Norfolk St.	58 60	223	A	Howard	68 74
294	N	Western Mich.	50 69	342	H	Savannah St.	50 54	223	A	Howard	68 74	311	A	FIU	54 77
246	A	Stetson	44 69	275	A	Norfolk St.	58 60								
101	H	Miami (OH)	57 56	223	A	Howard	68 74								
202	A	Florida	38 62	311	A	FIU	54 77								

Non-Div I Games: Edward Waters 70 64

Florida A&M

Average RPI Win:	145	WON-LOST	WINNING	LAST 10	STRENGTH OF	OPP. STRENGTH	TEAM	ADJ.	CONF.	ADJ CONF.
Average RPI Loss:	51	RECORD	PCT. RANK	GAMES	SCHEDULE	OF SCHEDULE	RPI	RPI	RPI	RPI
DIV. I ONLY	15- 2	14	9-1	86	30	22	22	1	1	
DIV. I NON-CONF.	12- 1	10	1- 0	124	66	27	27	1	1	

TOTALS	RPI 1-25	RPI 26-50	W-L RECORDS	RPI 51-100	RPI 101-150	RPI 150+				
15- 2	1- 0	1- 1	OVERALL	4- 1	2- 0	7- 0				
7- 2	0- 0	0- 1	HOME	2- 1	1- 0	4- 0				
6- 0	0- 0	1- 0	AWAY	2- 0	1- 0	2- 0				
2- 0	1- 0	0- 0	NEUTRAL	0- 0	0- 0	1- 0				
12- 1	1- 0	0- 0	NON-CONFERENCE	2- 1	2- 0	7- 0				
7- 1	0- 0	0- 0	HOME	2- 1	1- 0	4- 0				
3- 0	0- 0	0- 0	AWAY	0- 0	1- 0	2- 0				
2- 0	1- 0	0- 0	NEUTRAL	0- 0	0- 0	1- 0				
3- 1	0- 0	1- 1	CONFERENCE	2- 0	0- 0	0- 0				
0- 1	0- 0	0- 1	HOME	0- 0	0- 0	0- 0				
3- 0	0- 0	1- 0	AWAY	2- 0	0- 0	0- 0				
0- 0	0- 0	0- 0	NEUTRAL	0- 0	0- 0	0- 0				

RPI	S	Opponent	Score
11	N	Iowa	71 67

RPI	S	Opponent	Score
39	H	Clemson	45 57
41	A	North Carolina	64 63

RPI	S	Opponent	Score
61	H	Creighton	71 52
63	H	LSU	45 58
85	A	Boston College	91 71
90	H	Troy	103 67
97	A	Virginia	63 61

RPI	S	Opponent	Score
112	H	Penn St.	87 58
116	A	St. John's (NY)	57 53
177	H	Georgia St.	79 43
178	A	Mercer	57 56
183	A	Milwaukee	87 62
202	H	Florida	63 56
203	H	Jacksonville	79 46
290	H	North Florida	74 53
323	N	Eastern Ky.	62 45

LAST 12 Division I GAMES:

177	H	Georgia St.	79 43	11	N	Iowa	71 67
183	A	Milwaukee	87 62	85	A	Boston College	91 71
61	H	Creighton	71 52	39	H	Clemson	45 57
116	A	St. John's (NY)	57 53	41	A	North Carolina	64 63
178	A	Mercer	57 56	97	A	Virginia	63 61
112	H	Penn St.	87 58	323	N	Eastern Ky.	62 45

Non-Div I Games:

Florida St.

Average RPI	Win: 210	WON-LOST	WINNING	LAST 10	STRENGTH OF	OPP. STRENGTH	TEAM	ADJ.	CONF.	ADJ CONF.
Average RPI	Loss: 80	RECORD	PCT. RANK	GAMES	SCHEDULE	OF SCHEDULE	RPI	RPI	RPI	RPI
DIV. I ONLY	12- 6	84	8-2	233	76	138	138	17	17	
DIV. I NON-CONF.	9- 5	105	1- 0	198	47	116	116	17	17	

TOTALS	RPI 1-25	RPI 26-50	W-L RECORDS	RPI 51-100	RPI 101-150	RPI 150+				
12- 6	0- 1	0- 0	OVERALL	3- 3	0- 2	9- 0				
7- 2	0- 0	0- 0	HOME	2- 0	0- 2	5- 0				
3- 3	0- 0	0- 0	AWAY	0- 3	0- 0	3- 0				
2- 1	0- 1	0- 0	NEUTRAL	1- 0	0- 0	1- 0				
9- 5	0- 1	0- 0	NON-CONFERENCE	3- 3	0- 1	6- 0				
6- 1	0- 0	0- 0	HOME	2- 0	0- 1	4- 0				
1- 3	0- 0	0- 0	AWAY	0- 3	0- 0	1- 0				
2- 1	0- 1	0- 0	NEUTRAL	1- 0	0- 0	1- 0				
3- 1	0- 0	0- 0	CONFERENCE	0- 0	0- 1	3- 0				
1- 1	0- 0	0- 0	HOME	0- 0	0- 1	1- 0				
2- 0	0- 0	0- 0	AWAY	0- 0	0- 0	2- 0				
0- 0	0- 0	0- 0	NEUTRAL	0- 0	0- 0	0- 0				

RPI 1-25				RPI 26-50				RPI 51-100				RPI 101+				Team's RPI: 138
RPI	S	Opponent	Score	RPI	S	Opponent	Score	RPI	S	Opponent	Score	RPI	S	Opponent	Score	
25	N	Texas	54 72					52	A	Northeastern	54 58	112	H	Penn St.	55 72	
								67	H	Maine	72 64	132	H	VCU	44 47	
								68	H	Middle Tenn.	61 49	164	H	Charlotte	71 64	
								78	A	Pittsburgh	62 65	186	N	Ball St.	78 70	
								83	A	Georgetown	38 58	197	A	George Washington	50 38	
								99	N	Washington	65 57	209	A	Saint Louis	56 53	
												260	H	Columbia	68 49	
												281	H	Richmond	60 48	
												315	H	Wagner	80 59	
												332	A	Iona	57 40	
												340	H	Manhattan	65 61	

LAST 12 Division I GAMES:																
281	H	Richmond	60 48	68	H	Middle Tenn.	61 49	25	N	Texas	54 72					
197	A	George Washington	50 38	99	N	Washington	65 57	209	A	Saint Louis	56 53					
67	H	Maine	72 64	132	H	VCU	44 47	340	H	Manhattan	65 61					
332	A	Iona	57 40													
260	H	Columbia	68 49													
78	A	Pittsburgh	62 65													

Non-Div I Games:

Fordham

Average RPI Win:	209	WON-LOST	WINNING	LAST 10	STRENGTH OF	OPP. STRENGTH	TEAM	ADJ.	CONF.	ADJ CONF.
Average RPI Loss:	84	RECORD	PCT. RANK	GAMES	SCHEDULE	OF SCHEDULE	RPI	RPI	RPI	RPI

DIV. I ONLY	9- 5	96	7-3	238	73	133	133	13	13
DIV. I NON-CONF.	5- 4	139	0- 0	221	40	129	129	11	11

TOTALS	RPI 1-25	RPI 26-50	W-L RECORDS	RPI 51-100	RPI 101-150	RPI 150+			
9- 5	0- 1	0- 1	OVERALL	0- 2	1- 0	8- 1			
6- 1	0- 0	0- 0	HOME	0- 1	1- 0	5- 0			
3- 4	0- 1	0- 1	AWAY	0- 1	0- 0	3- 1			
0- 0	0- 0	0- 0	NEUTRAL	0- 0	0- 0	0- 0			
5- 4	0- 1	0- 1	NON-CONFERENCE	0- 1	1- 0	4- 1			
4- 0	0- 0	0- 0	HOME	0- 0	1- 0	3- 0			
1- 4	0- 1	0- 1	AWAY	0- 1	0- 0	1- 1			
0- 0	0- 0	0- 0	NEUTRAL	0- 0	0- 0	0- 0			
4- 1	0- 0	0- 0	CONFERENCE	0- 1	0- 0	4- 0			
2- 1	0- 0	0- 0	HOME	0- 1	0- 0	2- 0			
2- 0	0- 0	0- 0	AWAY	0- 0	0- 0	2- 0			
0- 0	0- 0	0- 0	NEUTRAL	0- 0	0- 0	0- 0			

RPI 1-25				RPI 26-50				RPI 51-100				RPI 101+ Team's RPI: 133			
RPI	S	Opponent	Score	RPI	S	Opponent	Score	RPI	S	Opponent	Score	RPI	S	Opponent	Score
15	A	Arizona St.	52 68	43	A	UCLA	80 89	57	H	Boise St.	60 72	124	H	UT Arlington	70 61
								58	A	Southern California	61 62	152	H	Utah St.	70 59
												175	A	Eastern Wash.	68 58
												176	H	Santa Clara	80 53
												183	H	Milwaukee	65 48
												188	A	Colorado St.	66 55
												249	A	Northern Ariz.	73 86
												265	A	Nevada	79 63
												303	H	Cal Poly	76 58
												319	H	San Jose St.	77 48

LAST 12 Division I GAMES:															
15	A	Arizona St.	52 68	57	H	Boise St.	60 72	265	A	Nevada	79 63	152	H	Utah St.	70 59
176	H	Santa Clara	80 53	188	A	Colorado St.	66 55	319	H	San Jose St.	77 48	183	H	Milwaukee	65 48
43	A	UCLA	80 89	124	H	UT Arlington	70 61								
175	A	Eastern Wash.	68 58												
58	A	Southern California	61 62												

Non-Div I Games: Stanislaus St. 86 51 Fresno Pacific 90 51

Fresno St.

Average RPI Win:	292	WON-LOST	WINNING	LAST 10	STRENGTH OF	OPP. STRENGTH	TEAM	ADJ.	CONF.	ADJ CONF.
Average RPI Loss:	138	RECORD	PCT. RANK	GAMES	SCHEDULE	OF SCHEDULE	RPI	RPI	RPI	RPI
DIV. I ONLY	9- 8	157	5-5	331	169	245	245	24	24	
DIV. I NON-CONF.	7- 6	153	0- 0	283	215	217	217	25	25	

TOTALS	RPI 1-25	RPI 26-50	W-L RECORDS	RPI 51-100	RPI 101-150	RPI 150+				
9- 8	0- 2	0- 0	OVERALL	0- 2	0- 1	9- 3				
7- 1	0- 0	0- 0	HOME	0- 1	0- 0	7- 0				
1- 6	0- 2	0- 0	AWAY	0- 1	0- 1	1- 2				
1- 1	0- 0	0- 0	NEUTRAL	0- 0	0- 0	1- 1				
7- 6	0- 2	0- 0	NON-CONFERENCE	0- 2	0- 0	7- 2				
5- 1	0- 0	0- 0	HOME	0- 1	0- 0	5- 0				
1- 4	0- 2	0- 0	AWAY	0- 1	0- 0	1- 1				
1- 1	0- 0	0- 0	NEUTRAL	0- 0	0- 0	1- 1				
2- 2	0- 0	0- 0	CONFERENCE	0- 0	0- 1	2- 1				
2- 0	0- 0	0- 0	HOME	0- 0	0- 0	2- 0				
0- 2	0- 0	0- 0	AWAY	0- 0	0- 1	0- 1				
0- 0	0- 0	0- 0	NEUTRAL	0- 0	0- 0	0- 0				

RPI	S	Opponent	Score	RPI	S	Opponent	Score	RPI	S	Opponent	Score	RPI	S	Opponent	Score	Team's RPI: 245
9	A	Mississippi St.	41 106					68	H	Middle Tenn.	71 78	127	A	Chattanooga	53 73	
23	A	South Carolina	53 66					95	A	Georgia	38 61	191	H	UNC Asheville	58 47	
												231	H	Gardner-Webb	70 57	
												239	A	ETSU	70 75	
												243	N	Western Ill.	78 85	
												289	H	Fla. Atlantic	73 57	
												296	A	Kennesaw St.	63 74	
												299	A	Col. of Charleston	70 67	
												309	N	Fairfield	77 70	
												318	H	UNC Greensboro	64 61	
												325	H	Presbyterian	76 68	
												326	H	Western Caro.	65 55	
												338	H	USC Upstate	78 67	
LAST 12 Division I GAMES:																
23	A	South Carolina	53 66	127	A	Chattanooga	53 73	239	A	ETSU	70 75	326	H	Western Caro.	65 55	
243	N	Western Ill.	78 85	318	H	UNC Greensboro	64 61	325	H	Presbyterian	76 68	191	H	UNC Asheville	58 47	
309	N	Fairfield	77 70	326	H	Western Caro.	65 55									
289	H	Fla. Atlantic	73 57	318	H	UNC Greensboro	64 61									
231	H	Gardner-Webb	70 57	325	H	Presbyterian	76 68									
95	A	Georgia	38 61	191	H	UNC Asheville	58 47									

Non-Div I Games: Coker 71 42 North Greenville 74 78

Furman

Average RPI Win:	294	WON-LOST	WINNING	LAST 10	STRENGTH OF	OPP. STRENGTH	TEAM	ADJ.	CONF.	ADJ CONF.
Average RPI Loss:	179	RECORD	PCT. RANK	GAMES	SCHEDULE	OF SCHEDULE	RPI	RPI	RPI	RPI
DIV. I ONLY	4- 12	289	3-7	146	351	277	277	14	14	
DIV. I NON-CONF.	4- 6	212	0- 0	191	350	235	235	15	15	

TOTALS	RPI 1-25	RPI 26-50	W-L RECORDS	RPI 51-100	RPI 101-150	RPI 150+				
4- 12	0- 0	0- 0	OVERALL	0- 3	0- 4	4- 5				
2- 6	0- 0	0- 0	HOME	0- 1	0- 3	2- 2				
2- 6	0- 0	0- 0	AWAY	0- 2	0- 1	2- 3				
0- 0	0- 0	0- 0	NEUTRAL	0- 0	0- 0	0- 0				
4- 6	0- 0	0- 0	NON-CONFERENCE	0- 2	0- 1	4- 3				
2- 2	0- 0	0- 0	HOME	0- 0	0- 0	2- 2				
2- 4	0- 0	0- 0	AWAY	0- 2	0- 1	2- 1				
0- 0	0- 0	0- 0	NEUTRAL	0- 0	0- 0	0- 0				
0- 6	0- 0	0- 0	CONFERENCE	0- 1	0- 3	0- 2				
0- 4	0- 0	0- 0	HOME	0- 1	0- 3	0- 0				
0- 2	0- 0	0- 0	AWAY	0- 0	0- 0	0- 2				
0- 0	0- 0	0- 0	NEUTRAL	0- 0	0- 0	0- 0				

RPI 1-25				RPI 26-50				RPI 51-100				RPI 101+				Team's RPI: 277
RPI	S	Opponent	Score	RPI	S	Opponent	Score	RPI	S	Opponent	Score	RPI	S	Opponent	Score	
								77	A	Virginia Tech	49 78	124	H	UT Arlington	53 74	
								90	H	Troy	81 97	135	H	Texas St.	52 64	
								95	A	Georgia	38 81	142	H	South Alabama	53 69	
												147	A	Stony Brook	43 72	
												178	H	Mercer	72 79	
												247	H	Bethune-Cookman	77 76	
												262	H	Wintthrop	64 55	
												264	A	Louisiana	48 59	
												274	H	Wofford	65 81	
												296	A	Kennesaw St.	59 78	
												321	A	La.-Monroe	57 58	
												325	A	Presbyterian	69 68	
												342	A	Savannah St.	82 71	
LAST 12 Division I GAMES:																
135	H	Texas St.	52 64	142	H	South Alabama	53 69									
95	A	Georgia	38 81	90	H	Troy	81 97									
262	H	Wintthrop	64 55	264	A	Louisiana	48 59									
325	A	Presbyterian	69 68	321	A	La.-Monroe	57 58									
296	A	Kennesaw St.	59 78	124	H	UT Arlington	53 74									
247	H	Bethune-Cookman	77 76	147	A	Stony Brook	43 72									

Non-Div I Games: Coastal Ga. 68 46

Ga. Southern

Average RPI Win:	236	WON-LOST	WINNING	LAST 10	STRENGTH OF	OPP. STRENGTH	TEAM	ADJ.	CONF.	ADJ CONF.
Average RPI Loss:	210	RECORD	PCT. RANK	GAMES	SCHEDULE	OF SCHEDULE	RPI	RPI	RPI	RPI
DIV. I ONLY	6- 8	215	5-5	254	322	231	231	28	28	
DIV. I NON-CONF.	3- 6	241	0- 0	279	298	270	270	29	29	
<hr/>										
TOTALS	RPI 1-25	RPI 26-50	W-L RECORDS	RPI 51-100	RPI 101-150	RPI 150+				
6- 8	0- 0	0- 0	OVERALL	0- 0	1- 1	5- 7				
2- 4	0- 0	0- 0	HOME	0- 0	1- 0	1- 4				
4- 4	0- 0	0- 0	AWAY	0- 0	0- 1	4- 3				
0- 0	0- 0	0- 0	NEUTRAL	0- 0	0- 0	0- 0				
3- 6	0- 0	0- 0	NON-CONFERENCE	0- 0	1- 1	2- 5				
1- 2	0- 0	0- 0	HOME	0- 0	1- 0	0- 2				
2- 4	0- 0	0- 0	AWAY	0- 0	0- 1	2- 3				
0- 0	0- 0	0- 0	NEUTRAL	0- 0	0- 0	0- 0				
3- 2	0- 0	0- 0	CONFERENCE	0- 0	0- 0	3- 2				
1- 2	0- 0	0- 0	HOME	0- 0	0- 0	1- 2				
2- 0	0- 0	0- 0	AWAY	0- 0	0- 0	2- 0				
0- 0	0- 0	0- 0	NEUTRAL	0- 0	0- 0	0- 0				

RPI 1-25				RPI 26-50				RPI 51-100				RPI 101+				Team's RPI: 231
RPI	S	Opponent	Score	RPI	S	Opponent	Score	RPI	S	Opponent	Score	RPI	S	Opponent	Score	
												123	A	Drexel	48	65
												130	H	Davi dson	54	49
												156	H	Hi gh Poi nt	61	78
												169	H	Morehead St.	69	84
												191	H	UNC Asheville	69	59
												196	A	Del aware	45	69
												202	A	Fl ori da	60	58
												240	A	Campbel l	52	38
												245	A	Furman	57	70
												251	H	Mt. St. Mary' s	62	69
												262	H	Winthrop	62	64
												274	A	Wofford	53	59
												325	A	Presbyteri an	66	58
												326	A	Western Caro.	62	52
<hr/>																
LAST 12 Division I GAMES:																
				326	A	Western Caro.	62	52	262	H	Winthrop	62				64
				196	A	Del aware	45	69	325	A	Presbyteri an	66				58
				123	A	Drexel	48	65	156	H	Hi gh Poi nt	61				78
				245	A	Furman	57	70	191	H	UNC Asheville	69				59
				251	H	Mt. St. Mary' s	62	69	240	A	Campbel l	52				38
				274	A	Wofford	53	59	130	H	Davi dson	54				49

Non-Div I Games: Converse 79 51 Warren Wilson 100 37 Pfeiffer 82 46

Gardner-Webb

Average RPI	Win: 241	WON-LOST	WINNING	LAST 10	STRENGTH OF	OPP. STRENGTH	TEAM	ADJ.	CONF.	ADJ CONF.
Average RPI	Loss: 143	RECORD	PCT. RANK	GAMES	SCHEDULE	OF SCHEDULE	RPI	RPI	RPI	RPI
DIV. I ONLY	10- 8	141	6-4	313	145	199	199	17	17	
DIV. I NON-CONF.	8- 5	120	0- 0	322	163	198	198	17	17	

TOTALS	RPI 1-25	RPI 26-50	W-L RECORDS	RPI 51-100	RPI 101-150	RPI 150+				
10- 8	0- 0	0- 0	OVERALL	0- 2	0- 4	10- 2				
5- 3	0- 0	0- 0	HOME	0- 0	0- 2	5- 1				
5- 5	0- 0	0- 0	AWAY	0- 2	0- 2	5- 1				
0- 0	0- 0	0- 0	NEUTRAL	0- 0	0- 0	0- 0				
8- 5	0- 0	0- 0	NON-CONFERENCE	0- 2	0- 2	8- 1				
5- 1	0- 0	0- 0	HOME	0- 0	0- 1	5- 0				
3- 4	0- 0	0- 0	AWAY	0- 2	0- 1	3- 1				
0- 0	0- 0	0- 0	NEUTRAL	0- 0	0- 0	0- 0				
2- 3	0- 0	0- 0	CONFERENCE	0- 0	0- 2	2- 1				
0- 2	0- 0	0- 0	HOME	0- 0	0- 1	0- 1				
2- 1	0- 0	0- 0	AWAY	0- 0	0- 1	2- 0				
0- 0	0- 0	0- 0	NEUTRAL	0- 0	0- 0	0- 0				

RPI 1-25				RPI 26-50				RPI 51-100				RPI 101+ Team's RPI: 199					
RPI	S	Opponent	Score	RPI	S	Opponent	Score	RPI	S	Opponent	Score	RPI	S	Opponent	Score		
								72	A	Kansas	56	77	121	H	Houston	56	66
								99	A	Washi ngton	52	81	130	A	Davi dson	59	67
													131	A	Ameri can	71	86
													146	H	Duquesne	57	60
													192	A	Massachusetts	70	52
													193	A	UMKC	91	84
													196	H	Del aware	72	46
													197	A	George Washi ngton	64	60
													218	A	Air Force	78	71
													221	H	St. Bonaventure	57	68
													223	A	Howard	59	73
													232	H	Col gate	64	61
													244	H	UMES	70	49
													299	H	Col. of Charleston	66	52
													314	H	Loyol a Maryl and	70	38
													323	A	Eastern Ky.	91	75
LAST 12 Division I GAMES:																	
299	H	Col. of Charleston	66	52	197	A	George Washi ngton	64	60								
244	H	UMES	70	49	192	A	Massachusetts	70	52								
121	H	Houston	56	66	146	H	Duquesne	57	60								
323	A	Eastern Ky.	91	75	221	H	St. Bonaventure	57	68								
196	H	Del aware	72	46	130	A	Davi dson	59	67								
99	A	Washi ngton	52	81	223	A	Howard	59	73								

Non-Div I Games:

George Mason

Average RPI Win:	165	WON-LOST	WINNING	LAST 10	STRENGTH OF	OPP. STRENGTH	TEAM	ADJ.	CONF.	ADJ CONF.
Average RPI Loss:	131	RECORD	PCT. RANK	GAMES	SCHEDULE	OF SCHEDULE	RPI	RPI	RPI	RPI
DIV. I ONLY	6- 12	253	4-6	82	136	197	197	17	17	
DIV. I NON-CONF.	3- 10	278	0- 0	59	129	233	233	17	17	

TOTALS	RPI 1-25	RPI 26-50	W-L RECORDS	RPI 51-100	RPI 101-150	RPI 150+				
6- 12	0- 1	0- 2	OVERALL	2- 2	1- 2	3- 5				
4- 6	0- 0	0- 1	HOME	2- 1	1- 1	1- 3				
2- 4	0- 0	0- 0	AWAY	0- 1	0- 1	2- 2				
0- 2	0- 1	0- 1	NEUTRAL	0- 0	0- 0	0- 0				
3- 10	0- 1	0- 2	NON-CONFERENCE	2- 2	0- 1	1- 4				
3- 4	0- 0	0- 1	HOME	2- 1	0- 0	1- 2				
0- 4	0- 0	0- 0	AWAY	0- 1	0- 1	0- 2				
0- 2	0- 1	0- 1	NEUTRAL	0- 0	0- 0	0- 0				
3- 2	0- 0	0- 0	CONFERENCE	0- 0	1- 1	2- 1				
1- 2	0- 0	0- 0	HOME	0- 0	1- 1	0- 1				
2- 0	0- 0	0- 0	AWAY	0- 0	0- 0	2- 0				
0- 0	0- 0	0- 0	NEUTRAL	0- 0	0- 0	0- 0				

RPI 1-25				RPI 26-50				RPI 51-100				RPI 101+				Team's RPI: 197
RPI	S	Opponent	Score	RPI	S	Opponent	Score	RPI	S	Opponent	Score	RPI	S	Opponent	Score	
7	N	NC State	61 69	31	H	Maryland	30 69	52	H	Villanova	45 60	109	H	Dayton	46 45	
				46	N	Georgia Tech	55 70	54	A	James Madison	37 50	120	A	South Fla.	30 63	
								86	H	Princeton	64 49	138	H	Fordham	38 50	
								96	H	Towson	76 63	159	A	William & Mary	59 73	
												173	A	Rhode Island	64 59	
												178	H	Mercer	53 61	
												199	H	George Mason	60 64	
												252	H	Memphis	51 38	
												254	H	Monmouth	51 55	
												273	A	La Salle	67 59	
												332	A	Iona	43 52	

LAST 12 Division I GAMES:																
252	H	Memphis	51 38	199	H	George Mason	60 64									
159	A	William & Mary	59 73	273	A	La Salle	67 59									
178	H	Mercer	53 61	109	H	Dayton	46 45									
120	A	South Fla.	30 63	173	A	Rhode Island	64 59									
52	H	Villanova	45 60	138	H	Fordham	38 50									
254	H	Monmouth	51 55	96	H	Towson	76 63									

Non-Div I Games:

George Washington

■ Loss,
 ■ Non-Conf, S Site,
 ■ Home
 ■ Away
 N Neutral

Average RPI Win:	175	WON-LOST	WINNING	LAST 10	STRENGTH OF	OPP. STRENGTH	TEAM	ADJ.	CONF.	ADJ CONF.
Average RPI Loss:	40	RECORD	PCT. RANK	GAMES	SCHEDULE	OF SCHEDULE	RPI	RPI	RPI	RPI
DIV. I ONLY	9- 9	168	4-6	18	57	83	83	5	5	
DIV. I NON-CONF.	6- 5	143	0- 0	41	101	93	93	4	4	

TOTALS	RPI 1-25	RPI 26-50	W-L RECORDS	RPI 51-100	RPI 101-150	RPI 150+				
9- 9	0- 4	0- 2	OVERALL	3- 2	1- 1	5- 0				
6- 5	0- 3	0- 1	HOME	2- 0	1- 1	3- 0				
3- 2	0- 0	0- 0	AWAY	1- 2	0- 0	2- 0				
0- 2	0- 1	0- 1	NEUTRAL	0- 0	0- 0	0- 0				
6- 5	0- 2	0- 1	NON-CONFERENCE	1- 1	1- 1	4- 0				
4- 2	0- 1	0- 0	HOME	1- 0	1- 1	2- 0				
2- 1	0- 0	0- 0	AWAY	0- 1	0- 0	2- 0				
0- 2	0- 1	0- 1	NEUTRAL	0- 0	0- 0	0- 0				
3- 4	0- 2	0- 1	CONFERENCE	2- 1	0- 0	1- 0				
2- 3	0- 2	0- 1	HOME	1- 0	0- 0	1- 0				
1- 1	0- 0	0- 0	AWAY	1- 1	0- 0	0- 0				
0- 0	0- 0	0- 0	NEUTRAL	0- 0	0- 0	0- 0				

RPI 1-25				RPI 26-50				RPI 51-100				Team's RPI : 83				RPI 101+				
RPI	S	Opponent	Score	RPI	S	Opponent	Score	RPI	S	Opponent	Score	RPI	S	Opponent	Score	RPI	S	Opponent	Score	
2	N	Bayl or	46 67	33	H	DePaul	64 69	52	H	Vi l l anova	68 63	132	H	VCU	45 47					
7	H	NC State	65 76	35	N	Buffal o	64 73	54	A	James Madi son	57 69	138	H	Fordham	58 38					
14	H	Marquette	62 72					61	A	Crei ghton	38 65	171	H	Xavi er	68 61					
19	H	Butl er	50 59					78	H	Pi ttsburgh	70 41	207	A	Ri der	79 49					
								93	A	Provi dence	68 52	244	H	UMES	74 55					
												281	A	Ri chmond	73 53					
												314	H	Loyol a Maryl and	45 30					
LAST 12 Di vi si on I GAMES:																				
19	H	Butl er	50 59	52	H	Vi l l anova	68 63													
171	H	Xavi er	68 61					14	H	Marquette	62 72									
207	A	Ri der	79 49					33	H	DePaul	64 69									
7	H	NC State	65 76					61	A	Crei ghton	38 65									
132	H	VCU	45 47					93	A	Provi dence	68 52									
138	H	Fordham	58 38					2	N	Bayl or	46 67									

Non-Div I Games:

Georgetown

Average RPI Win:	231	WON-LOST	WINNING	LAST 10	STRENGTH OF	OPP. STRENGTH	TEAM	ADJ.	CONF.	ADJ CONF.
Average RPI Loss:	36	RECORD	PCT. RANK	GAMES	SCHEDULE	OF SCHEDULE	RPI	RPI	RPI	RPI
DIV. I ONLY	12- 6	84	7-3	161	98	95	95	6	6	
DIV. I NON-CONF.	9- 4	85	0- 0	282	217	167	167	6	6	

TOTALS	RPI 1-25	RPI 26-50	W-L RECORDS	RPI 51-100	RPI 101-150	RPI 150+				
12- 6	0- 1	1- 4	OVERALL	1- 1	0- 0	10- 0				
10- 0	0- 0	1- 0	HOME	1- 0	0- 0	8- 0				
1- 5	0- 1	0- 3	AWAY	0- 1	0- 0	1- 0				
1- 1	0- 0	0- 1	NEUTRAL	0- 0	0- 0	1- 0				
9- 4	0- 0	0- 3	NON-CONFERENCE	0- 1	0- 0	9- 0				
8- 0	0- 0	0- 0	HOME	0- 0	0- 0	8- 0				
0- 3	0- 0	0- 2	AWAY	0- 1	0- 0	0- 0				
1- 1	0- 0	0- 1	NEUTRAL	0- 0	0- 0	1- 0				
3- 2	0- 1	1- 1	CONFERENCE	1- 0	0- 0	1- 0				
2- 0	0- 0	1- 0	HOME	1- 0	0- 0	0- 0				
1- 2	0- 1	0- 1	AWAY	0- 0	0- 0	1- 0				
0- 0	0- 0	0- 0	NEUTRAL	0- 0	0- 0	0- 0				

RPI 1-25				RPI 26-50				RPI 51-100				Team's RPI : 95				RPI 101+			
RPI	S	Opponent	Score	RPI	S	Opponent	Score	RPI	S	Opponent	Score	RPI	S	Opponent	Score	RPI	S	Opponent	Score
9	A	Mississippi St.	71 80	31	N	Maryland	51 58	52	A	Villanova	56 62	174	A	Vanderbilt	71 64				
				32	A	Missouri	35 61	63	H	LSU	63 50	178	H	Mercer	67 60				
				37	H	Tennessee	66 62					221	H	St. Bonaventure	67 40				
				43	A	UCLA	69 80					245	H	Furman	61 38				
				46	A	Georgia Tech	53 63					262	H	Winthrop	85 39				
												277	H	Ga. Southern	81 38				
												325	H	Presbyterian	83 59				
												330	N	Morgan St.	60 33				
												331	H	Lipscomb	77 45				
												334	H	Charleston So.	83 75				
LAST 12 Division I GAMES:																			
325	H	Presbyterian	83 59	32	A	Missouri	35 61												
277	H	Ga. Southern	81 38	37	H	Tennessee	66 62												
331	H	Lipscomb	77 45	9	A	Mississippi St.	71 80												
52	A	Villanova	56 62	174	A	Vanderbilt	71 64												
245	H	Furman	61 38	63	H	LSU	63 50												
334	H	Charleston So.	83 75	178	H	Mercer	67 60												

Non-Div I Games:

Georgia

Average RPI Win:	261	WON-LOST	WINNING	LAST 10	STRENGTH OF	OPP. STRENGTH	TEAM	ADJ.	CONF.	ADJ CONF.
Average RPI Loss:	122	RECORD	PCT. RANK	GAMES	SCHEDULE	OF SCHEDULE	RPI	RPI	RPI	RPI
DIV. I ONLY	9- 8	157	5-5	163	313	177	177	14	14	
DIV. I NON-CONF.	6- 5	143	0- 0	241	279	189	189	15	15	

TOTALS	RPI 1-25	RPI 26-50	W-L RECORDS	RPI 51-100	RPI 101-150	RPI 150+				
9- 8	0- 1	0- 1	OVERALL	1- 2	1- 2	7- 2				
6- 3	0- 0	0- 1	HOME	1- 0	1- 2	4- 0				
3- 5	0- 1	0- 0	AWAY	0- 2	0- 0	3- 2				
0- 0	0- 0	0- 0	NEUTRAL	0- 0	0- 0	0- 0				
6- 5	0- 1	0- 1	NON-CONFERENCE	0- 2	0- 0	6- 1				
4- 1	0- 0	0- 1	HOME	0- 0	0- 0	4- 0				
2- 4	0- 1	0- 0	AWAY	0- 2	0- 0	2- 1				
0- 0	0- 0	0- 0	NEUTRAL	0- 0	0- 0	0- 0				
3- 3	0- 0	0- 0	CONFERENCE	1- 0	1- 2	1- 1				
2- 2	0- 0	0- 0	HOME	1- 0	1- 2	0- 0				
1- 1	0- 0	0- 0	AWAY	0- 0	0- 0	1- 1				
0- 0	0- 0	0- 0	NEUTRAL	0- 0	0- 0	0- 0				

RPI 1-25				RPI 26-50				RPI 51-100				RPI 101+ Team's RPI: 177			
RPI	S	Opponent	Score	RPI	S	Opponent	Score	RPI	S	Opponent	Score	RPI	S	Opponent	Score
22	A	Florida St.	43 79	46	H	Georgia Tech	71 78	68	A	Middle Tenn.	54 69	124	H	UT Arlington	50 48
								90	H	Troy	84 80	135	H	Texas St.	60 69
								100	A	Rice	49 66	142	H	South Alabama	59 68
												198	A	Jacksonville St.	56 61
												247	H	Bethune-Cookman	62 57
												264	A	Louisiana	54 57
												289	A	Fla. Atlantic	75 59
												296	H	Kennesaw St.	79 73
												311	A	FIU	67 61
												318	H	UNC Greensboro	70 63
												321	A	La. -Monroe	56 41
												349	H	N.C. Central	65 54
LAST 12 Division I GAMES:															
124	H	UT Arlington	50 48	90	H	Troy	84 80	142	H	South Alabama	59 68				
22	A	Florida St.	43 79	321	A	La. -Monroe	56 41	264	A	Louisiana	54 57				
247	H	Bethune-Cookman	62 57	135	H	Texas St.	60 69	46	H	Georgia Tech	71 78				
349	H	N.C. Central	65 54												
198	A	Jacksonville St.	56 61												
296	H	Kennesaw St.	79 73												

Non-Div I Games:

Georgia St.

Average RPI Win:	170	WON-LOST	WINNING	LAST 10	STRENGTH OF	OPP. STRENGTH	TEAM	ADJ.	CONF.	ADJ CONF.
Average RPI Loss:	51	RECORD	PCT. RANK	GAMES	SCHEDULE	OF SCHEDULE	RPI	RPI	RPI	RPI
DIV. I ONLY	12- 6	84	6-4	58	40	46	46	1	1	
DIV. I NON-CONF.	10- 3	59	0- 0	168	137	66	66	1	1	

TOTALS	RPI 1-25	RPI 26-50	W-L RECORDS	RPI 51-100	RPI 101-150	RPI 150+				
12- 6	0- 2	1- 2	OVERALL	3- 0	2- 2	6- 0				
7- 1	0- 1	1- 0	HOME	1- 0	1- 0	4- 0				
2- 4	0- 1	0- 2	AWAY	1- 0	0- 1	1- 0				
3- 1	0- 0	0- 0	NEUTRAL	1- 0	1- 1	1- 0				
10- 3	0- 0	0- 1	NON-CONFERENCE	2- 0	2- 2	6- 0				
6- 0	0- 0	0- 0	HOME	1- 0	1- 0	4- 0				
1- 2	0- 0	0- 1	AWAY	0- 0	0- 1	1- 0				
3- 1	0- 0	0- 0	NEUTRAL	1- 0	1- 1	1- 0				
2- 3	0- 2	1- 1	CONFERENCE	1- 0	0- 0	0- 0				
1- 1	0- 1	1- 0	HOME	0- 0	0- 0	0- 0				
1- 2	0- 1	0- 1	AWAY	1- 0	0- 0	0- 0				
0- 0	0- 0	0- 0	NEUTRAL	0- 0	0- 0	0- 0				

RPI 1-25				RPI 26-50				RPI 51-100				RPI 101+			
RPI	S	Opponent	Score	RPI	S	Opponent	Score	RPI	S	Opponent	Score	RPI	S	Opponent	Score
1	H	Notre Dame	55 76	31	A	Maryland	54 67	85	A	Boston College	81 76	107	H	Appalachian St.	71 53
6	A	Louisville	44 61	39	A	Clemson	61 71	87	N	Seton Hall	84 73	109	N	Dayton	66 85
				50	H	Duke	70 64	95	H	Georgia	63 53	117	N	Idaho St.	74 51
												121	A	Houston	89 95
												177	A	Georgia St.	78 71
												197	N	George Washington	70 55
												230	H	Alabama St.	69 42
												274	H	Wofford	81 40
												296	H	Kennesaw St.	60 35
												326	H	Western Caro.	84 49

LAST 12 Division I GAMES:															
274	H	Wofford	81 40	39	A	Clemson	61 71	6	A	Louisville	44 61	50	H	Duke	70 64
109	N	Dayton	66 85	6	A	Louisville	44 61	1	H	Notre Dame	55 76	85	A	Boston College	81 76
87	N	Seton Hall	84 73	50	H	Duke	70 64	31	A	Maryland	54 67				
296	H	Kennesaw St.	60 35	1	H	Notre Dame	55 76								
230	H	Alabama St.	69 42	85	A	Boston College	81 76								
177	A	Georgia St.	78 71	31	A	Maryland	54 67								

Non-Div I Games:

Georgia Tech

Average RPI	Win: 123	WON-LOST	WINNING	LAST 10	STRENGTH OF	OPP. STRENGTH	TEAM	ADJ.	CONF.	ADJ CONF.
Average RPI	Loss: 11	RECORD	PCT. RANK	GAMES	SCHEDULE	OF SCHEDULE	RPI	RPI	RPI	RPI
DIV. I ONLY	17- 2	11	9-1	35	12	10	10	7	7	
DIV. I NON-CONF.	11- 1	13	1- 0	54	4	11	11	7	7	

TOTALS	RPI 1-25	RPI 26-50	W-L RECORDS	RPI 51-100	RPI 101-150	RPI 150+				
17- 2	2- 2	1- 0	OVERALL	2- 0	7- 0	5- 0				
9- 0	1- 0	1- 0	HOME	2- 0	4- 0	1- 0				
6- 1	0- 1	0- 0	AWAY	0- 0	2- 0	4- 0				
2- 1	1- 1	0- 0	NEUTRAL	0- 0	1- 0	0- 0				
11- 1	2- 1	0- 0	NON-CONFERENCE	1- 0	5- 0	3- 0				
6- 0	1- 0	0- 0	HOME	1- 0	3- 0	1- 0				
3- 0	0- 0	0- 0	AWAY	0- 0	1- 0	2- 0				
2- 1	1- 1	0- 0	NEUTRAL	0- 0	1- 0	0- 0				
6- 1	0- 1	1- 0	CONFERENCE	1- 0	2- 0	2- 0				
3- 0	0- 0	1- 0	HOME	1- 0	1- 0	0- 0				
3- 1	0- 1	0- 0	AWAY	0- 0	1- 0	2- 0				
0- 0	0- 0	0- 0	NEUTRAL	0- 0	0- 0	0- 0				

RPI	S	Opponent	Score	RPI	S	Opponent	Score	RPI	S	Opponent	Score	RPI	S	Opponent	Score
1	N	Notre Dame	65 81	49	H	Saint Mary's (CA)	74 62	65	H	Paci fic	88 65	108	N	Western Ky.	76 55
3	H	Stanford	79 73					98	H	Washing ton St.	76 53	111	A	Missouri St.	70 67
16	N	Rutgers	57 40									117	H	Idaho St.	70 51
20	A	BYU	68 70									125	H	Portland	97 71
												129	H	Idaho	88 51
												134	A	Loyol a Marymount	78 53
												145	H	Montana	76 52
												161	A	Pepperdi ne	79 54
												175	A	Eastern Wash.	63 51
												188	H	Col orado St.	50 39
												227	A	UNLV	70 59
												238	A	San Di ego	86 61
LAST 12 Division I GAMES:															
65	H	Paci fic	88 65	108	N	Western Ky.	76 55	16	N	Rutgers	57 40	238	A	San Di ego	86 61
49	H	Saint Mary's (CA)	74 62	129	H	Idaho	88 51	20	A	BYU	68 70	125	H	Portland	97 71
161	A	Pepperdine	79 54	111	A	Missouri St.	70 67	98	H	Washing ton St.	76 53				

Non-Div I Games:

Gonzaga

Average RPI Win:	226	WON-LOST	WINNING	LAST 10	STRENGTH OF	OPP. STRENGTH	TEAM	ADJ.	CONF.	ADJ CONF.
Average RPI Loss:	121	RECORD	PCT. RANK	GAMES	SCHEDULE	OF SCHEDULE	RPI	RPI	RPI	RPI
DIV. I ONLY	7- 10	220	6-4	152	175	167	167	30	30	
DIV. I NON-CONF.	3- 9	271	0- 0	39	97	169	169	26	26	

TOTALS	RPI 1-25	RPI 26-50	W-L RECORDS	RPI 51-100	RPI 101-150	RPI 150+				
7- 10	1- 1	0- 1	OVERALL	0- 2	1- 3	5- 3				
2- 1	0- 0	0- 0	HOME	0- 0	0- 0	2- 1				
3- 8	0- 0	0- 1	AWAY	0- 2	0- 3	3- 2				
2- 1	1- 1	0- 0	NEUTRAL	0- 0	1- 0	0- 0				
3- 9	1- 1	0- 1	NON-CONFERENCE	0- 2	1- 3	1- 2				
1- 0	0- 0	0- 0	HOME	0- 0	0- 0	1- 0				
0- 8	0- 0	0- 1	AWAY	0- 2	0- 3	0- 2				
2- 1	1- 1	0- 0	NEUTRAL	0- 0	1- 0	0- 0				
4- 1	0- 0	0- 0	CONFERENCE	0- 0	0- 0	4- 1				
1- 1	0- 0	0- 0	HOME	0- 0	0- 0	1- 1				
3- 0	0- 0	0- 0	AWAY	0- 0	0- 0	3- 0				
0- 0	0- 0	0- 0	NEUTRAL	0- 0	0- 0	0- 0				

RPI 1-25				RPI 26-50				RPI 51-100				RPI 101+ Team's RPI: 167			
RPI	S	Opponent	Score	RPI	S	Opponent	Score	RPI	S	Opponent	Score	RPI	S	Opponent	Score
21	N	South Dakota	53 67	48	A	Auburn	48 97	56	A	Oklahoma St.	40 86	103	A	Alabama	55 73
24	N	Indiana	65 62					72	A	Kansas	45 76	120	A	South Fla.	50 67
												124	A	UT Arlington	54 78
												134	N	Loyola Marymount	62 61
												184	H	Southern U.	81 86
												212	A	Southern Miss.	47 68
												230	A	Alabama St.	80 72
												241	A	Texas Southern	75 67
												270	A	Wichita St.	61 70
												285	A	Alabama A&M	63 51
												320	H	McNeese	75 51
												350	H	Alcorn	61 56
LAST 12 Division I GAMES:															
				56	A	Oklahoma St.	40 86	241	A	Texas Southern	75 67				
				134	N	Loyola Marymount	62 61	350	H	Alcorn	61 56				
				24	N	Indiana	65 62	184	H	Southern U.	81 86				
				21	N	South Dakota	53 67	285	A	Alabama A&M	63 51				
				120	A	South Fla.	50 67	230	A	Alabama St.	80 72				
				270	A	Wichita St.	61 70	72	A	Kansas	45 76				

Non-Div I Games:

Grambling

■ Loss,
 ■ Non-Conf,
 ■ S Site,
 ■ Home
 ■ A Away
 N Neutral

Grand Canyon

Through Games Of Jan. 19, 2019

Average RPI Win:	295	WON-LOST	WINNING	LAST 10	STRENGTH OF	OPP. STRENGTH	TEAM	ADJ.	CONF.	ADJ CONF.
Average RPI Loss:	210	RECORD	PCT. RANK	GAMES	SCHEDULE	OF SCHEDULE	RPI	RPI	RPI	RPI
DIV. I ONLY	4- 12	289	2-8	336	305	337	337	29	29	
DIV. I NON-CONF.	2- 8	293	0- 0	308	314	343	343	30	30	

TOTALS	RPI 1-25	RPI 26-50	W-L RECORDS	RPI 51-100	RPI 101-150	RPI 150+				
4- 12	0- 0	0- 0	OVERALL	0- 0	0- 4	4- 8				
3- 4	0- 0	0- 0	HOME	0- 0	0- 3	3- 1				
1- 8	0- 0	0- 0	AWAY	0- 0	0- 1	1- 7				
0- 0	0- 0	0- 0	NEUTRAL	0- 0	0- 0	0- 0				
2- 8	0- 0	0- 0	NON-CONFERENCE	0- 0	0- 4	2- 4				
2- 3	0- 0	0- 0	HOME	0- 0	0- 3	2- 0				
0- 5	0- 0	0- 0	AWAY	0- 0	0- 1	0- 4				
0- 0	0- 0	0- 0	NEUTRAL	0- 0	0- 0	0- 0				
2- 4	0- 0	0- 0	CONFERENCE	0- 0	0- 0	2- 4				
1- 1	0- 0	0- 0	HOME	0- 0	0- 0	1- 1				
1- 3	0- 0	0- 0	AWAY	0- 0	0- 0	1- 3				
0- 0	0- 0	0- 0	NEUTRAL	0- 0	0- 0	0- 0				

RPI 1-25				RPI 26-50				RPI 51-100				RPI 101+ Team's RPI: 337			
RPI	S	Opponent	Score	RPI	S	Opponent	Score	RPI	S	Opponent	Score	RPI	S	Opponent	Score
												128	A	UNCW	55 77
												144	H	Portland St.	55 60
												145	H	Montana	47 69
												150	H	Indiana St.	81 88
												176	A	Santa Clara	55 75
												180	H	New Mexico St.	54 51
												193	A	UMKC	45 73
												219	A	Utah Valley	46 57
												220	A	East Carolina	47 59
												248	H	UTRGV	50 66
												258	A	Long Beach St.	50 57
												301	A	UC Santa Barbara	55 66
												313	H	Incarnate Word	74 63
												335	A	Seattle U	74 73
												343	A	Chicago St.	48 50
												351	H	LIU Brooklyn	65 62

LAST 12 Division I GAMES:															
219	A	Utah Valley	46 57	193	A	UMKC	45 73								
176	A	Santa Clara	55 75	343	A	Chicago St.	48 50								
258	A	Long Beach St.	50 57	248	H	UTRGV	50 66								
144	H	Portland St.	55 60	180	H	New Mexico St.	54 51								
145	H	Montana	47 69	335	A	Seattle U	74 73								
301	A	UC Santa Barbara	55 66	351	H	LIU Brooklyn	65 62								

Non-Div I Games:

Grand Canyon

■ Loss,
 ■ Non-Conf,
 ■ S Site,
 ■ H Home
 ■ A Away
 N Neutral

Average RPI Win:	170	WON-LOST	WINNING	LAST 10	STRENGTH OF	OPP. STRENGTH	TEAM	ADJ.	CONF.	ADJ CONF.
Average RPI Loss:	42	RECORD	PCT. RANK	GAMES	SCHEDULE	OF SCHEDULE	RPI	RPI	RPI	RPI
DIV. I ONLY	9- 6	115	7-3	49	65	47	47	19	19	
DIV. I NON-CONF.	4- 5	190	0- 0	5	8	35	35	18	18	

TOTALS	RPI 1-25	RPI 26-50	W-L RECORDS	RPI 51-100	RPI 101-150	RPI 150+				
9- 6	0- 2	1- 2	OVERALL	1- 2	2- 0	5- 0				
5- 1	0- 0	0- 0	HOME	1- 1	2- 0	2- 0				
4- 5	0- 2	1- 2	AWAY	0- 1	0- 0	3- 0				
0- 0	0- 0	0- 0	NEUTRAL	0- 0	0- 0	0- 0				
4- 5	0- 2	1- 2	NON-CONFERENCE	1- 1	1- 0	1- 0				
3- 1	0- 0	0- 0	HOME	1- 1	1- 0	1- 0				
1- 4	0- 2	1- 2	AWAY	0- 0	0- 0	0- 0				
0- 0	0- 0	0- 0	NEUTRAL	0- 0	0- 0	0- 0				
5- 1	0- 0	0- 0	CONFERENCE	0- 1	1- 0	4- 0				
2- 0	0- 0	0- 0	HOME	0- 0	1- 0	1- 0				
3- 1	0- 0	0- 0	AWAY	0- 1	0- 0	3- 0				
0- 0	0- 0	0- 0	NEUTRAL	0- 0	0- 0	0- 0				

RPI 1-25				RPI 26-50				RPI 51-100				RPI 101+			
RPI	S	Opponent	Score	RPI	S	Opponent	Score	RPI	S	Opponent	Score	RPI	S	Opponent	Score
14	A	Marquette	54 80	28	A	South Dakota St.	47 77	67	H	Maine	70 39	104	H	Youngstown St.	60 42
21	A	South Dakota	49 55	32	A	Missouri	56 49	74	H	Northwestern	55 57	109	H	Dayton	51 35
				33	A	DePaul	64 73	79	A	Wright St.	67 85	157	H	Wisconsin	55 46
												183	A	Milwaukee	76 62
												268	H	Cleveland St.	62 53
												280	A	Northern Ky.	81 61
												327	A	Detroit Mercy	65 40
LAST 12 Division I GAMES:															
183	A	Milwaukee	76 62	327	A	Detroit Mercy	65 40	104	H	Youngstown St.	60 42	268	H	Cleveland St.	62 53
14	A	Marquette	54 80	104	H	Youngstown St.	60 42	280	A	Northern Ky.	81 61	79	A	Wright St.	67 85
157	H	Wisconsin	55 46	268	H	Cleveland St.	62 53	74	H	Northwestern	55 57	67	H	Maine	70 39
21	A	South Dakota	49 55	79	A	Wright St.	67 85	157	H	Wisconsin	55 46	109	H	Dayton	51 35
28	A	South Dakota St.	47 77	109	H	Dayton	51 35	183	A	Milwaukee	76 62	280	A	Northern Ky.	81 61
								327	A	Detroit Mercy	65 40	327	A	Detroit Mercy	65 40

Non-Div I Games: Wis.-Parkside 81 32

Green Bay

Average RPI Win:	225	WON-LOST	WINNING	LAST 10	STRENGTH OF	OPP. STRENGTH	TEAM	ADJ.	CONF.	ADJ CONF.
Average RPI Loss:	168	RECORD	PCT. RANK	GAMES	SCHEDULE	OF SCHEDULE	RPI	RPI	RPI	RPI
DIV. I ONLY	7- 8	195	5-5	248	207	208	208	28	28	
DIV. I NON-CONF.	3- 7	256	0- 1	192	142	260	260	29	29	

TOTALS	RPI 1-25	RPI 26-50	W-L RECORDS	RPI 51-100	RPI 101-150	RPI 150+				
7- 8	0- 1	0- 0	OVERALL	1- 1	1- 1	5- 5				
4- 2	0- 0	0- 0	HOME	1- 0	1- 1	2- 1				
3- 4	0- 1	0- 0	AWAY	0- 0	0- 0	3- 3				
0- 2	0- 0	0- 0	NEUTRAL	0- 1	0- 0	0- 1				
3- 7	0- 1	0- 0	NON-CONFERENCE	1- 1	0- 1	2- 4				
2- 2	0- 0	0- 0	HOME	1- 0	0- 1	1- 1				
1- 3	0- 1	0- 0	AWAY	0- 0	0- 0	1- 2				
0- 2	0- 0	0- 0	NEUTRAL	0- 1	0- 0	0- 1				
4- 1	0- 0	0- 0	CONFERENCE	0- 0	1- 0	3- 1				
2- 0	0- 0	0- 0	HOME	0- 0	1- 0	1- 0				
2- 1	0- 0	0- 0	AWAY	0- 0	0- 0	2- 1				
0- 0	0- 0	0- 0	NEUTRAL	0- 0	0- 0	0- 0				

RPI 1-25				RPI 26-50				RPI 51-100				RPI 101+				Team's RPI: 208
RPI	S	Opponent	Score	RPI	S	Opponent	Score	RPI	S	Opponent	Score	RPI	S	Opponent	Score	
7	A	NC State	51 83					54	H	James Madison	72 65	127	H	Chattanooga	50 58	
								91	N	SFA	68 70	140	H	Radford	68 54	
												185	H	Elon	62 77	
												191	A	UNC Asheville	61 58	
												195	A	Cornell	53 79	
												224	H	Samford	64 57	
												237	N	Sacramento St.	61 65	
												240	A	Campbell	46 52	
												260	A	Columbia	63 88	
												289	A	Fla. Atlantic	72 68	
												334	A	Charleston So.	74 66	
												346	H	Longwood	66 40	

LAST 12 Division I GAMES:																
334	A	Charleston So.	74 66	237	N	Sacramento St.	61 65									
260	A	Columbia	63 88	240	A	Campbell	46 52									
195	A	Cornell	53 79	346	H	Longwood	66 40									
91	N	SFA	68 70	140	H	Radford	68 54									
7	A	NC State	51 83	191	A	UNC Asheville	61 58									
185	H	Elon	62 77	224	H	Samford	64 57									

Non-Div I Games: Mid-Atlantic Christ.115 48

Hampton

Average RPI	Win:	227	WON-LOST	WINNING	LAST 10	STRENGTH OF	OPP. STRENGTH	TEAM	ADJ.	CONF.	ADJ CONF.
Average RPI	Loss:	60	RECORD	PCT. RANK	GAMES	SCHEDULE	OF SCHEDULE	RPI	RPI	RPI	RPI
DIV. I ONLY		12- 7		97	8-2	114	162	92	92	23	23
DIV. I NON-CONF.		7- 7		162	0- 1	100	98	123	123	23	23

TOTALS	RPI 1-25		RPI 26-50		W-L RECORDS	RPI 51-100		RPI 101-150		RPI 150+	
12- 7	0- 1		0- 3		OVERALL	2- 2		1- 0		9- 1	
6- 2	0- 0		0- 1		HOME	2- 1		0- 0		4- 0	
6- 3	0- 0		0- 2		AWAY	0- 1		1- 0		5- 0	
0- 2	0- 1		0- 0		NEUTRAL	0- 0		0- 0		0- 1	
7- 7	0- 1		0- 3		NON-CONFERENCE	1- 2		0- 0		6- 1	
4- 2	0- 0		0- 1		HOME	1- 1		0- 0		3- 0	
3- 3	0- 0		0- 2		AWAY	0- 1		0- 0		3- 0	
0- 2	0- 1		0- 0		NEUTRAL	0- 0		0- 0		0- 1	
5- 0	0- 0		0- 0		CONFERENCE	1- 0		1- 0		3- 0	
2- 0	0- 0		0- 0		HOME	1- 0		0- 0		1- 0	
3- 0	0- 0		0- 0		AWAY	0- 0		1- 0		2- 0	
0- 0	0- 0		0- 0		NEUTRAL	0- 0		0- 0		0- 0	

RPI 1-25				RPI 26-50				RPI 51-100				Team's RPI : 92				RPI 101+			
RPI	S	Opponent	Score	RPI	S	Opponent	Score	RPI	S	Opponent	Score	RPI	S	Opponent	Score	RPI	S	Opponent	Score
6	N	Louisville	69 86	26	H	Michigan St.	66 74	52	A	Villanova	41 59	147	A	Stony Brook	64 36				
				38	A	Miami (FL)	62 75	66	H	Harvard	73 60	159	H	William & Mary	50 45				
				44	A	New Mexico	65 72	67	H	Maine	49 46	168	N	Southern Ill.	50 72				
								86	H	Princeton	38 75	173	A	Rhode Island	65 51				
												276	H	Vermont	61 32				
												288	H	Bryant	67 57				
												291	A	Central Conn. St.	54 52				
												295	A	UMass Lowell	66 44				
												312	A	NJIT	84 53				
												316	A	UMBC	66 52				
												330	H	Morgan St.	80 59				
LAST 12 Division I GAMES:																			
				316	A	UMBC	66 52	44	A	New Mexico	65 72								
				147	A	Stony Brook	64 36	38	A	Miami (FL)	62 75								
				312	A	NJIT	84 53	295	A	UMass Lowell	66 44								
				291	A	Central Conn. St.	54 52	67	H	Maine	49 46								
				86	H	Princeton	38 75	276	H	Vermont	61 32								
				26	H	Michigan St.	66 74	173	A	Rhode Island	65 51								

Non-Div I Games:

Hartford

Average RPI Win:	186	WON-LOST	WINNING	LAST 10	STRENGTH OF	OPP. STRENGTH	TEAM	ADJ.	CONF.	ADJ CONF.
Average RPI Loss:	49	RECORD	PCT. RANK	GAMES	SCHEDULE	OF SCHEDULE	RPI	RPI	RPI	RPI
DIV. I ONLY	8- 6	133	6-4	46	45	66	66	11	11	
DIV. I NON-CONF.	7- 6	153	1- 0	53	24	63	63	10	10	

TOTALS	RPI 1-25	RPI 26-50	W-L RECORDS	RPI 51-100	RPI 101-150	RPI 150+				
8- 6	0- 2	1- 1	OVERALL	0- 3	0- 0	7- 0				
3- 3	0- 1	0- 0	HOME	0- 2	0- 0	3- 0				
4- 3	0- 1	1- 1	AWAY	0- 1	0- 0	3- 0				
1- 0	0- 0	0- 0	NEUTRAL	0- 0	0- 0	1- 0				
7- 6	0- 2	1- 1	NON-CONFERENCE	0- 3	0- 0	6- 0				
2- 3	0- 1	0- 0	HOME	0- 2	0- 0	2- 0				
4- 3	0- 1	1- 1	AWAY	0- 1	0- 0	3- 0				
1- 0	0- 0	0- 0	NEUTRAL	0- 0	0- 0	1- 0				
1- 0	0- 0	0- 0	CONFERENCE	0- 0	0- 0	1- 0				
1- 0	0- 0	0- 0	HOME	0- 0	0- 0	1- 0				
0- 0	0- 0	0- 0	AWAY	0- 0	0- 0	0- 0				
0- 0	0- 0	0- 0	NEUTRAL	0- 0	0- 0	0- 0				

RPI 1-25				RPI 26-50				RPI 51-100				RPI 101+			
RPI	S	Opponent	Score	RPI	S	Opponent	Score	RPI	S	Opponent	Score	RPI	S	Opponent	Score
1	A	Notre Dame	58 103	29	A	Cal i forni a	85 79	67	H	Mai ne	60 67	154	A	CSUN	75 55
16	H	Rutgers	49 60	45	A	Purdue	65 66	70	H	Qui nni pi ac	67 72	170	H	Boston U.	67 47
								92	A	Hartford	60 73	173	A	Rhode Island	80 47
												198 N	H	Jacksonville St.	69 62
												225	H	Dartmouth	56 46
												266	A	Si ena	73 54
												273	H	La Salle	88 43
LAST 12 Division I GAMES:															
16	H	Rutgers	49 60	154	A	CSUN	75 55	225	H	Dartmouth	56 46	29	A	Cal i forni a	85 79
67	H	Mai ne	60 67	225	H	Dartmouth	56 46	173	A	Rhode Island	80 47	170	H	Boston U.	67 47
70	H	Qui nni pi ac	67 72	29	A	Cal i forni a	85 79	170	H	Boston U.	67 47	273	H	La Salle	88 43
198 N	H	Jacksonville St.	69 62	173	A	Rhode Island	80 47								
92	A	Hartford	60 73												
266	A	Si ena	73 54												

Non-Div I Games:

Harvard

Average RPI Win: 198

Average RPI Loss: 147

WON-LOST
RECORDWINNING
PCT. RANKLAST 10
GAMESSTRENGTH OF
SCHEDULEOPP. STRENGTH
OF SCHEDULETEAM
RPIADJ.
RPICONF.
RPIADJ CONF.
RPIDIV. I ONLY
DIV. I NON-CONF.4- 11
3- 9283
2714-6
0- 1157
189150
115271
278271
27821
2121
21

TOTALS

RPI 1-25

RPI 26-50

W-L RECORDS

RPI 51-100

RPI 101-150

RPI 150+

4- 11

0- 1

0- 1

OVERALL

0- 1

2- 2

2- 6

3- 6

0- 1

0- 0

HOME

0- 1

2- 2

1- 2

1- 4

0- 0

0- 0

AWAY

0- 0

0- 0

1- 4

0- 1

0- 0

0- 1

NEUTRAL

0- 0

0- 0

0- 0

3- 9

0- 1

0- 1

NON-CONFERENCE

0- 1

1- 2

2- 4

2- 5

0- 1

0- 0

HOME

0- 1

1- 2

1- 1

1- 3

0- 0

0- 0

AWAY

0- 0

0- 0

1- 3

0- 1

0- 0

0- 1

NEUTRAL

0- 0

0- 0

0- 0

1- 2

0- 0

0- 0

CONFERENCE

0- 0

1- 0

0- 2

1- 1

0- 0

0- 0

HOME

0- 0

1- 0

0- 1

0- 1

0- 0

0- 0

AWAY

0- 0

0- 0

0- 1

0- 0

0- 0

0- 0

NEUTRAL

0- 0

0- 0

0- 0

RPI 1-25

RPI 26-50

RPI 51-100

RPI 101+

Team's RPI: 271

RPI	S	Opponent	Score
3	H	Stanford	59 81

RPI	S	Opponent	Score
36	N	Utah	48 73

RPI	S	Opponent	Score
81	H	FGCU	67 73

RPI	S	Opponent	Score
102	H	UC Davis	65 60
125	H	Portland	65 72
129	H	Idaho	69 61
131	H	American	57 69
154	H	CSUN	29 49
161	H	Pepperdine	64 65
206	A	San Diego St.	57 58
213	A	Cal St. Fullerton	68 72
227	A	UNLV	66 61
238	A	San Diego	50 58
265	A	Nevada	78 79
335	H	Seattle U	67 51

LAST 12 Division I GAMES:

227	A	UNLV	66 61
129	H	Idaho	69 61
3	H	Stanford	59 81
81	H	FGCU	67 73
131	H	American	57 69
335	H	Seattle U	67 51

36	N	Utah	48 73
154	H	CSUN	29 49
102	H	UC Davis	65 60
213	A	Cal St. Fullerton	68 72
265	A	Nevada	78 79
125	H	Portland	65 72

Non-Div I Games: Hawai i Paci fic 66 51

Hawai i

Average RPI Win:	276	WON-LOST	WINNING	LAST 10	STRENGTH OF	OPP. STRENGTH	TEAM	ADJ.	CONF.	ADJ CONF.
Average RPI Loss:	105	RECORD	PCT. RANK	GAMES	SCHEDULE	OF SCHEDULE	RPI	RPI	RPI	RPI
DIV. I ONLY	8- 6	133	7-3	239	269	156	156	28	28	
DIV. I NON-CONF.	5- 4	139	0- 0	163	228	132	132	29	29	

TOTALS	RPI 1-25	RPI 26-50	W-L RECORDS	RPI 51-100	RPI 101-150	RPI 150+				
8- 6	0- 0	0- 2	OVERALL	0- 0	1- 3	7- 1				
5- 0	0- 0	0- 0	HOME	0- 0	1- 0	4- 0				
3- 6	0- 0	0- 2	AWAY	0- 0	0- 3	3- 1				
0- 0	0- 0	0- 0	NEUTRAL	0- 0	0- 0	0- 0				
5- 4	0- 0	0- 2	NON-CONFERENCE	0- 0	1- 2	4- 0				
4- 0	0- 0	0- 0	HOME	0- 0	1- 0	3- 0				
1- 4	0- 0	0- 2	AWAY	0- 0	0- 2	1- 0				
0- 0	0- 0	0- 0	NEUTRAL	0- 0	0- 0	0- 0				
3- 2	0- 0	0- 0	CONFERENCE	0- 0	0- 1	3- 1				
1- 0	0- 0	0- 0	HOME	0- 0	0- 0	1- 0				
2- 2	0- 0	0- 0	AWAY	0- 0	0- 1	2- 1				
0- 0	0- 0	0- 0	NEUTRAL	0- 0	0- 0	0- 0				

RPI 1-25				RPI 26-50				RPI 51-100				RPI 101+				Team's RPI: 156			
RPI	S	Opponent	Score	RPI	S	Opponent	Score	RPI	S	Opponent	Score	RPI	S	Opponent	Score				
27	A	Kentucky	49	71								101	A	Mi ami (OH)	55	68			
39	A	Cl emson	64	83								130	A	Davi dson	62	71			
												131	H	Ameri can	66	61			
												140	A	Radford	58	80			
												191	A	UNC Ashevi lle	56	67			
												231	A	Gardner-Webb	78	61			
												239	A	ETSU	73	65			
												275	H	Norfol k St.	83	51			
												318	H	UNC Greensboro	82	75			
												325	H	Presbyteri an	79	40			
												338	A	USC Upstate	87	61			
												349	H	N. C. Central	80	69			
LAST 12 Division I GAMES:																			
239	A	ETSU	73	65	191	A	UNC Ashevi lle	56	67	231	A	Gardner-Webb	78	61	325	H	Presbyteri an	79	40
131	H	Ameri can	66	61	140	A	Radford	58	80	338	A	USC Upstate	87	61	101	A	Mi ami (OH)	55	68
275	H	Norfol k St.	83	51															
39	A	Cl emson	64	83															
318	H	UNC Greensboro	82	75															
130	A	Davi dson	62	71															

Non-Div I Games: Greensboro 102 50 Mars Hill 86 36

High Point

H
o
f
s
t
r
a

Hofstra				Through Games Of Jan. 19, 2019							
Average RPI Win:		276	WON-LOST RECORD	WINNING PCT. RANK	LAST 10 GAMES	STRENGTH OF SCHEDULE	OPP. STRENGTH OF SCHEDULE	TEAM RPI	ADJ. RPI	CONF. RPI	ADJ CONF. RPI
Average RPI Loss:		158									
DIV. I ONLY			5- 11	259	3-7	211	278	259	259	10	10
DIV. I NON-CONF.			5- 6	177	0- 0	265	324	228	228	13	13

TOTALS		RPI 1-25		RPI 26-50	W-L RECORDS	RPI 51-100		RPI 101-150		RPI 150+	
5- 11		0- 0		0- 0	OVERALL	0- 3		0- 2		5- 6	
1- 5		0- 0		0- 0	HOME	0- 0		0- 0		1- 5	
3- 4		0- 0		0- 0	AWAY	0- 2		0- 1		3- 1	
1- 2		0- 0		0- 0	NEUTRAL	0- 1		0- 1		1- 0	
5- 6		0- 0		0- 0	NON-CONFERENCE	0- 1		0- 2		5- 3	
1- 2		0- 0		0- 0	HOME	0- 0		0- 0		1- 2	
3- 2		0- 0		0- 0	AWAY	0- 0		0- 1		3- 1	
1- 2		0- 0		0- 0	NEUTRAL	0- 1		0- 1		1- 0	
0- 5		0- 0		0- 0	CONFERENCE	0- 2		0- 0		0- 3	
0- 3		0- 0		0- 0	HOME	0- 0		0- 0		0- 3	
0- 2		0- 0		0- 0	AWAY	0- 2		0- 0		0- 0	
0- 0		0- 0		0- 0	NEUTRAL	0- 0		0- 0		0- 0	

H
o
f
s
t
r
a

RPI 1-25				RPI 26-50				RPI 51-100				RPI 101+ Team's RPI: 259			
RPI	S	Opponent	Score	RPI	S	Opponent	Score	RPI	S	Opponent	Score	RPI	S	Opponent	Score
								54	A	James Madison	54 77	126	N	Marist	57 71
								79	N	Wright St.	64 93	147	A	Stony Brook	49 77
								96	A	Towson	68 92	159	H	William & Mary	55 60
												185	H	Elon	64 77
												196	H	Delaware	59 78
												215	H	Sacred Heart	64 70
												221	A	St. Bonaventure	67 59
												226	A	Holy Cross	66 72
												246	N	Stetson	53 50
												260	H	Col umbi a	63 65
												266	A	Si ena	57 50
												316	A	UMBC	45 42
												332	H	Iona	74 49

LAST 12 Division I GAMES:															
266	A	Si ena	57 50	196	H	Del aware	59 78								
316	A	UMBC	45 42	96	A	Towson	68 92								
226	A	Hol y Cross	66 72	54	A	James Madi son	54 77								
215	H	Sacred Heart	64 70	185	H	Elon	64 77								
246	N	Stetson	53 50	159	H	William & Mary	55 60								
126	N	Marist	57 71	79	N	Wright St.	64 93								

Non-Div I Games: Wilmington (DE) 77 56

Hofstra

Average RPI Win:	261	WON-LOST	WINNING	LAST 10	STRENGTH OF	OPP. STRENGTH	TEAM	ADJ.	CONF.	ADJ CONF.
Average RPI Loss:	216	RECORD	PCT. RANK	GAMES	SCHEDULE	OF SCHEDULE	RPI	RPI	RPI	RPI

DIV. I ONLY	10- 7	122	5-5	328	289	226	226	20	20
DIV. I NON-CONF.	8- 3	71	0- 0	328	301	193	193	24	24

TOTALS	RPI 1-25	RPI 26-50	W-L RECORDS	RPI 51-100	RPI 101-150	RPI 150+			
10- 7	0- 0	0- 0	OVERALL	0- 1	0- 1	10- 5			
7- 2	0- 0	0- 0	HOME	0- 0	0- 0	7- 2			
3- 5	0- 0	0- 0	AWAY	0- 1	0- 1	3- 3			
0- 0	0- 0	0- 0	NEUTRAL	0- 0	0- 0	0- 0			
8- 3	0- 0	0- 0	NON-CONFERENCE	0- 1	0- 0	8- 2			
5- 1	0- 0	0- 0	HOME	0- 0	0- 0	5- 1			
3- 2	0- 0	0- 0	AWAY	0- 1	0- 0	3- 1			
0- 0	0- 0	0- 0	NEUTRAL	0- 0	0- 0	0- 0			
2- 4	0- 0	0- 0	CONFERENCE	0- 0	0- 1	2- 3			
2- 1	0- 0	0- 0	HOME	0- 0	0- 0	2- 1			
0- 3	0- 0	0- 0	AWAY	0- 0	0- 1	0- 2			
0- 0	0- 0	0- 0	NEUTRAL	0- 0	0- 0	0- 0			

RPI 1-25	RPI 26-50	RPI 51-100	RPI 101+	Team's RPI: 226
RPI S Opponent Score	RPI S Opponent Score	RPI S Opponent Score	RPI S Opponent Score	
		85 A Boston College 63 89	141 A Lehigh 55 64	
			170 H Boston U. 75 69	
			173 H Rhode Island 73 65	
			205 A Navy 47 54	
			207 H Rider 71 61	
			211 H Brown 85 89	
			232 H Colgate 67 70	
			259 H Hofstra 72 66	
			276 A Vermont 65 40	
			283 A Albany (NY) 56 50	
			288 A Bryant 81 62	
			295 H UMass Lowell 63 54	
			310 A New Hampshire 62 74	
			314 H Loyola Maryland 78 60	
			329 A Lafayette 63 73	
			340 H Manhattan 61 53	
LAST 12 Division I GAMES:				
232 H Colgate 67 70	170 H Boston U. 75 69	205 A Navy 47 54	314 H Loyola Maryland 78 60	
288 A Bryant 81 62	141 A Lehigh 55 64	329 A Lafayette 63 73		
340 H Manhattan 61 53	276 A Vermont 65 40			
310 A New Hampshire 62 74				
259 H Hofstra 72 66				
295 H UMass Lowell 63 54				

Non-Div I Games:

Holy Cross

RPI 1-25				RPI 26-50				RPI 51-100				RPI 101+				Team's RPI: 121	
RPI	S	Opponent	Score	RPI	S	Opponent	Score	RPI	S	Opponent	Score	RPI	S	Opponent	Score		
8	H	UConn	61 81	29	A	Cal i forn i a	79 80	81	A	FGCU	71 76	124	H	UT Ar l ington	61 65		
				34	H	Texas A&M	52 68	85	H	Boston Col l ege	57 64	139	A	Loui si ana Tech	88 100		
				44	H	New Mexi co	84 89					199	A	George Mason	66 56		
				46	H	Georgi a Tech	95 89					212	A	Southern Mi ss.	61 44		
												222	A	SMU	72 61		
												236	H	Temple	78 65		
												239	A	ETSU	84 77		
												260	A	Col umbi a	83 72		
												313	A	Incarnate Word	79 60		
LAST 12 Division I GAMES:																	
				124	H	UT Ar l ington	61 65	236	H	Temple	78 65						
				34	H	Texas A&M	52 68	222	A	SMU	72 61						
				239	A	ETSU	84 77	8	H	UConn	61 81						
				81	A	FGCU	71 76	212	A	Southern Mi ss.	61 44						
				44	H	New Mexi co	84 89	199	A	George Mason	66 56						
				260	A	Col umbi a	83 72	85	H	Boston Col l ege	57 64						

Non-Div l Games:

Average RPI Win:	303	WON-LOST	WINNING	LAST 10	STRENGTH OF	OPP. STRENGTH	TEAM	ADJ.	CONF.	ADJ CONF.
Average RPI Loss:	167	RECORD	PCT. RANK	GAMES	SCHEDULE	OF SCHEDULE	RPI	RPI	RPI	RPI
DIV. I ONLY	2- 9	315	3-7	214	291	322	322	26	26	
DIV. I NON-CONF.	1- 5	311	0- 0	179	293	312	312	22	22	

TOTALS	RPI 1-25	RPI 26-50	W-L RECORDS	RPI 51-100	RPI 101-150	RPI 150+				
2- 9	0- 0	0- 0	OVERALL	0- 2	0- 0	2- 7				
2- 3	0- 0	0- 0	HOME	0- 0	0- 0	2- 3				
0- 6	0- 0	0- 0	AWAY	0- 2	0- 0	0- 4				
0- 0	0- 0	0- 0	NEUTRAL	0- 0	0- 0	0- 0				
1- 5	0- 0	0- 0	NON-CONFERENCE	0- 1	0- 0	1- 4				
1- 1	0- 0	0- 0	HOME	0- 0	0- 0	1- 1				
0- 4	0- 0	0- 0	AWAY	0- 1	0- 0	0- 3				
0- 0	0- 0	0- 0	NEUTRAL	0- 0	0- 0	0- 0				
1- 4	0- 0	0- 0	CONFERENCE	0- 1	0- 0	1- 3				
1- 2	0- 0	0- 0	HOME	0- 0	0- 0	1- 2				
0- 2	0- 0	0- 0	AWAY	0- 1	0- 0	0- 1				
0- 0	0- 0	0- 0	NEUTRAL	0- 0	0- 0	0- 0				

RPI 1-25				RPI 26-50				RPI 51-100				RPI 101+				Team's RPI: 322	
RPI	S	Opponent	Score	RPI	S	Opponent	Score	RPI	S	Opponent	Score	RPI	S	Opponent	Score		
								56	A	Oklahoma St.	44	77	160	A	Texas Tech	76	82
								62	A	Lamar University	50	63	165	H	Oral Roberts	56	74
													172	H	Abilene Christian	62	72
													190	A	North Texas	75	100
													214	A	Nicholls St.	54	77
													216	H	Sam Houston St.	63	74
													270	A	Wichita St.	50	68
													284	H	New Orleans	83	74
													321	H	La. -Monroe	68	60
LAST 12 Division I GAMES:																	
321	H	La. -Monroe	68	60	216	H	Sam Houston St.	63	74	172	H	Abilene Christian	62	72			
165	H	Oral Roberts	56	74	214	A	Nicholls St.	54	77	284	H	New Orleans	83	74			
56	A	Oklahoma St.	44	77	62	A	Lamar University	50	63								
190	A	North Texas	75	100													
160	A	Texas Tech	76	82													
270	A	Wichita St.	50	68													

Non-Div I Games: Howard Payne 93 60 Tex. A&M Int'l 81 48 McMurry 92 41 Southwest (NM) 100 57
Houston Baptist

Average RPI Win: **284**
 Average RPI Loss: **198**

WON-LOST
RECORD

WINNING
PCT. RANK

LAST 10
GAMES

STRENGTH OF
SCHEDULE

OPP. STRENGTH
OF SCHEDULE

TEAM
RPI

ADJ.
RPI

CONF.
RPI

ADJ CONF.
RPI

DIV. I ONLY	10- 8	141	5-5	327	327	223	223	32	32
DIV. I NON-CONF.	7- 6	153	0- 0	295	282	205	205	32	32
<hr/>									
TOTALS	RPI 1-25	RPI 26-50	W-L RECORDS	RPI 51-100	RPI 101-150	RPI 150+			
10- 8	0- 0	0- 1	OVERALL	0- 0	0- 1	10- 6			
5- 2	0- 0	0- 0	HOME	0- 0	0- 0	5- 2			
5- 6	0- 0	0- 1	AWAY	0- 0	0- 1	5- 4			
0- 0	0- 0	0- 0	NEUTRAL	0- 0	0- 0	0- 0			
7- 6	0- 0	0- 1	NON-CONFERENCE	0- 0	0- 1	7- 4			
2- 2	0- 0	0- 0	HOME	0- 0	0- 0	2- 2			
5- 4	0- 0	0- 1	AWAY	0- 0	0- 1	5- 2			
0- 0	0- 0	0- 0	NEUTRAL	0- 0	0- 0	0- 0			
3- 2	0- 0	0- 0	CONFERENCE	0- 0	0- 0	3- 2			
3- 0	0- 0	0- 0	HOME	0- 0	0- 0	3- 0			
0- 2	0- 0	0- 0	AWAY	0- 0	0- 0	0- 2			
0- 0	0- 0	0- 0	NEUTRAL	0- 0	0- 0	0- 0			

RPI	S	Opponent	Score	RPI	S	Opponent	Score	RPI	S	Opponent	Score	RPI	S	Opponent	Score
41	A	North Carolina	63 85									115	A	Cincinnati	51 85
												159	A	William & Mary	75 88
												178	H	Mercer	70 85
												199	H	George Mason	73 59
												235	A	Niagara	68 61
												240	A	Campbell	69 64
												244	A	UMES	72 80
												247	H	Bethune-Cookman	61 40
												266	H	Siena	81 86
												273	A	La Salle	57 54
												281	A	Richmond	60 67
												297	A	South Carolina St.	63 72
												311	A	FIU	89 62
												312	H	NJIT	77 57
												330	H	Morgan St.	79 56
												344	A	Fairleigh Dickinson	79 58
												345	H	Florida A&M	74 68
<hr/>															
LAST 12 Division I GAMES:															
115	A	Cincinnati	51 85	297	A	South Carolina St.	63 72								
178	H	Mercer	70 85	330	H	Morgan St.	79 56								
311	A	FIU	89 62	247	H	Bethune-Cookman	61 40								
240	A	Campbell	69 64	244	A	UMES	72 80								
281	A	Richmond	60 67	345	H	Florida A&M	74 68								
235	A	Niagara	68 61	41	A	North Carolina	63 85								

Howard

Howard

Non-Div I Games:

Howard

Average RPI Win:	238	WON-LOST	WINNING	LAST 10	STRENGTH OF	OPP. STRENGTH	TEAM	ADJ.	CONF.	ADJ CONF.
Average RPI Loss:	91	RECORD	PCT. RANK	GAMES	SCHEDULE	OF SCHEDULE	RPI	RPI	RPI	RPI
DIV. I ONLY	10- 7	122	5-5	195	161	149	149	19	19	
DIV. I NON-CONF.	5- 5	162	0- 0	37	104	70	70	18	18	

TOTALS	RPI 1-25	RPI 26-50	W-L RECORDS	RPI 51-100	RPI 101-150	RPI 150+				
10- 7	0- 1	0- 1	OVERALL	0- 2	3- 1	7- 2				
5- 3	0- 0	0- 1	HOME	0- 2	1- 0	4- 0				
4- 4	0- 1	0- 0	AWAY	0- 0	1- 1	3- 2				
1- 0	0- 0	0- 0	NEUTRAL	0- 0	1- 0	0- 0				
5- 5	0- 1	0- 1	NON-CONFERENCE	0- 1	3- 0	2- 2				
1- 2	0- 0	0- 1	HOME	0- 1	1- 0	0- 0				
3- 3	0- 1	0- 0	AWAY	0- 0	1- 0	2- 2				
1- 0	0- 0	0- 0	NEUTRAL	0- 0	1- 0	0- 0				
5- 2	0- 0	0- 0	CONFERENCE	0- 1	0- 1	5- 0				
4- 1	0- 0	0- 0	HOME	0- 1	0- 0	4- 0				
1- 1	0- 0	0- 0	AWAY	0- 0	0- 1	1- 0				
0- 0	0- 0	0- 0	NEUTRAL	0- 0	0- 0	0- 0				

RPI 1-25				RPI 26-50				RPI 51-100				RPI 101+ Team's RPI: 149			
RPI	S	Opponent	Score	RPI	S	Opponent	Score	RPI	S	Opponent	Score	RPI	S	Opponent	Score
11	A	Iowa	58 72	40	H	Ohio	66 73	75	H	UNI	40 53	104	A	Youngstown St.	52 70
								79	H	Wright St.	75 78	132	N	VCU	63 61
												143	H	UT Martin	73 72
												150	A	Indiana St.	64 59
												157	A	Wisconsin	64 65
												168	A	Southern Ill.	73 78
												194	A	Ole Miss	66 58
												255	A	UTSA	58 50
												268	A	Cleveland St.	75 50
												280	H	Northern Ky.	70 48
												292	H	Oakland	82 53
												327	H	Detroit Mercy	82 47
												336	H	UIC	71 43
LAST 12 Division I GAMES:															
79	H	Wright St.	75 78	336	H	UIC	71 43								
168	A	Southern Ill.	73 78	292	H	Oakland	82 53								
40	H	Ohio	66 73	327	H	Detroit Mercy	82 47								
11	A	Iowa	58 72	104	A	Youngstown St.	52 70								
150	A	Indiana St.	64 59	268	A	Cleveland St.	75 50								
75	H	UNI	40 53	280	H	Northern Ky.	70 48								

Non-Div I Games: Purdue Northwest 101 40

IUPUI

I
d
a
h
o

I
d
a
h
o

I daho

Average RPI	Win:	237	WON-LOST	WINNING	LAST 10	STRENGTH OF	OPP. STRENGTH	TEAM	ADJ.	CONF.	ADJ CONF.
Average RPI	Loss:	66	RECORD	PCT. RANK	GAMES	SCHEDULE	OF SCHEDULE	RPI	RPI	RPI	RPI
DIV. I ONLY		9- 6		115	8-2	155	170	117	117	15	15
DIV. I NON-CONF.		4- 4		162	0- 0	23	208	60	60	12	12

TOTALS	RPI 1-25		RPI 26-50		W-L RECORDS	RPI 51-100		RPI 101-150		RPI 150+	
9- 6	0- 1		0- 2		OVERALL	0- 1		0- 2		9- 0	
4- 1	0- 0		0- 0		HOME	0- 0		0- 1		4- 0	
4- 4	0- 1		0- 1		AWAY	0- 1		0- 1		4- 0	
1- 1	0- 0		0- 1		NEUTRAL	0- 0		0- 0		1- 0	
4- 4	0- 1		0- 2		NON-CONFERENCE	0- 1		0- 0		4- 0	
2- 0	0- 0		0- 0		HOME	0- 0		0- 0		2- 0	
1- 3	0- 1		0- 1		AWAY	0- 1		0- 0		1- 0	
1- 1	0- 0		0- 1		NEUTRAL	0- 0		0- 0		1- 0	
5- 2	0- 0		0- 0		CONFERENCE	0- 0		0- 2		5- 0	
2- 1	0- 0		0- 0		HOME	0- 0		0- 1		2- 0	
3- 1	0- 0		0- 0		AWAY	0- 0		0- 1		3- 0	
0- 0	0- 0		0- 0		NEUTRAL	0- 0		0- 0		0- 0	

RPI 1-25				RPI 26-50				RPI 51-100				RPI 101+ Team's RPI: 117			
RPI	S	Opponent	Score	RPI	S	Opponent	Score	RPI	S	Opponent	Score	RPI	S	Opponent	Score
10	A	Gonzaga	51 70	36	A	Utah	60 74	60	A	Arizona	46 71	114	A	Northern Colo.	56 60
				46	N	Georgia Tech	51 74					129	H	Idaho	72 86
												161	H	Pepperdine	65 63
												175	H	Eastern Wash.	63 48
												210	A	Southern Utah	69 57
												219	H	Utah Valley	80 68
												237	H	Sacramento St.	73 43
												249	A	Northern Ariz.	80 69
												286	A	California Baptist	72 57
												296	N	Kennesaw St.	60 49
												304	A	Weber St.	70 57

LAST 12 Division I GAMES:															
129	H	Idaho	72 86	114	A	Northern Colo.	56 60	237	H	Sacramento St.	73 43				
161	H	Pepperdine	65 63	304	A	Weber St.	70 57	249	A	Northern Ariz.	80 69				
219	H	Utah Valley	80 68	296	N	Kennesaw St.	60 49	210	A	Southern Utah	69 57				
46	N	Georgia Tech	51 74	175	H	Eastern Wash.	63 48								
296	N	Kennesaw St.	60 49												
36	A	Utah	60 74												

Non-Div I Games: Benedictine Mesa 88 51

Idaho St.

Average RPI	Win: 228	WON-LOST RECORD	WINNING PCT. RANK	LAST 10 GAMES	STRENGTH OF SCHEDULE	OPP. STRENGTH OF SCHEDULE	TEAM RPI	ADJ. RPI	CONF. RPI	ADJ CONF. RPI
Average RPI	Loss: 77									
DIV. I ONLY	9- 8	157	4-6	112	131	162	162	4	4	
DIV. I NON-CONF.	8- 3	71	0- 0	234	267	156	156	5	5	

TOTALS	RPI 1-25	RPI 26-50	W-L RECORDS	RPI 51-100	RPI 101-150	RPI 150+				
9- 8	0- 2	0- 2	OVERALL	1- 2	1- 1	7- 1				
7- 4	0- 2	0- 1	HOME	0- 1	1- 0	6- 0				
2- 3	0- 0	0- 1	AWAY	1- 1	0- 1	1- 0				
0- 1	0- 0	0- 0	NEUTRAL	0- 0	0- 0	0- 1				
8- 3	0- 0	0- 2	NON-CONFERENCE	0- 0	1- 0	7- 1				
7- 1	0- 0	0- 1	HOME	0- 0	1- 0	6- 0				
1- 1	0- 0	0- 1	AWAY	0- 0	0- 0	1- 0				
0- 1	0- 0	0- 0	NEUTRAL	0- 0	0- 0	0- 1				
1- 5	0- 2	0- 0	CONFERENCE	1- 2	0- 1	0- 0				
0- 3	0- 2	0- 0	HOME	0- 1	0- 0	0- 0				
1- 2	0- 0	0- 0	AWAY	1- 1	0- 1	0- 0				
0- 0	0- 0	0- 0	NEUTRAL	0- 0	0- 0	0- 0				

RPI 1-25				RPI 26-50				RPI 51-100				RPI 101+ Team's RPI: 162			
RPI	S	Opponent	Score	RPI	S	Opponent	Score	RPI	S	Opponent	Score	RPI	S	Opponent	Score
16	H	Rutgers	60 71	32	H	Missouri	45 67	74	A	Northwestern	45 68	112	A	Penn St.	48 62
24	H	Indiana	83 85	39	A	Clemson	67 69	80	H	Nebraska	67 77	150	H	Indiana St.	75 57
								88	A	Minnesota	66 62	182	H	Eastern Mich.	72 66
												200	H	SIUE	74 57
												237	N	Sacramento St.	107 109
												260	H	Columbia	76 69
												279	H	Murray St.	84 52
												285	H	Alabama A&M	88 60
												303	A	Cal Poly	74 51
												306	H	Valparaiso	73 54

LAST 12 Division I GAMES:															
32	H	Missouri	45 67	80	H	Nebraska	67 77	112	A	Penn St.	48 62	16	H	Rutgers	60 71
200	H	SIUE	74 57	74	A	Northwestern	45 68	88	A	Minnesota	66 62	150	H	Indiana St.	75 57
279	H	Murray St.	84 52	39	A	Clemson	67 69	80	H	Nebraska	67 77	182	H	Eastern Mich.	72 66
150	H	Indiana St.	75 57					74	A	Northwestern	45 68	200	H	SIUE	74 57
182	H	Eastern Mich.	72 66					88	A	Minnesota	66 62	237	N	Sacramento St.	107 109
39	A	Clemson	67 69					74	A	Northwestern	45 68	260	H	Columbia	76 69
								80	H	Nebraska	67 77	279	H	Murray St.	84 52
								88	A	Minnesota	66 62	285	H	Alabama A&M	88 60
								74	A	Northwestern	45 68	303	A	Cal Poly	74 51
								24	H	Indiana	83 85	306	H	Valparaiso	73 54

Non-Div I Games:

Illinois

Average RPI Win:	230	WON-LOST	WINNING	LAST 10	STRENGTH OF	OPP. STRENGTH	TEAM	ADJ.	CONF.	ADJ CONF.
Average RPI Loss:	139	RECORD	PCT. RANK	GAMES	SCHEDULE	OF SCHEDULE	RPI	RPI	RPI	RPI
DIV. I ONLY	9- 6	115	8-2	262	195	166	166	12	12	
DIV. I NON-CONF.	6- 4	125	0- 0	300	270	186	186	14	14	

TOTALS	RPI 1-25	RPI 26-50	W-L RECORDS	RPI 51-100	RPI 101-150	RPI 150+				
9- 6	0- 2	0- 0	OVERALL	1- 0	0- 1	8- 3				
6- 1	0- 1	0- 0	HOME	1- 0	0- 0	5- 0				
3- 5	0- 1	0- 0	AWAY	0- 0	0- 1	3- 3				
0- 0	0- 0	0- 0	NEUTRAL	0- 0	0- 0	0- 0				
6- 4	0- 1	0- 0	NON-CONFERENCE	0- 0	0- 0	6- 3				
4- 0	0- 0	0- 0	HOME	0- 0	0- 0	4- 0				
2- 4	0- 1	0- 0	AWAY	0- 0	0- 0	2- 3				
0- 0	0- 0	0- 0	NEUTRAL	0- 0	0- 0	0- 0				
3- 2	0- 1	0- 0	CONFERENCE	1- 0	0- 1	2- 0				
2- 1	0- 1	0- 0	HOME	1- 0	0- 0	1- 0				
1- 1	0- 0	0- 0	AWAY	0- 0	0- 1	1- 0				
0- 0	0- 0	0- 0	NEUTRAL	0- 0	0- 0	0- 0				

RPI 1-25				RPI 26-50				RPI 51-100				RPI 101+				Team's RPI: 166
RPI	S	Opponent	Score	RPI	S	Opponent	Score	RPI	S	Opponent	Score	RPI	S	Opponent	Score	
13	H	Drake	64 82					75	H	UNI	66 64	150	A	Indiana St.	44 59	
19	A	Butler	56 58									168	H	Southern Ill.	60 52	
												182	A	Eastern Mi ch.	41 50	
												193	A	UMKC	62 55	
												200	A	SIUE	61 68	
												201	H	North Dakota	67 55	
												209	H	Saint Louis	72 67	
												268	A	Cleveland St.	63 67	
												280	A	Northern Ky.	58 53	
												292	H	Oakland	62 56	
												308	H	Austin Peay	61 49	
												341	A	Evansville	72 61	

LAST 12 Division I GAMES:																
209	H	Saint Louis	72 67	168	H	Southern Ill.	60 52	341	A	Evansville	72 61	150	A	Indiana St.	44 59	
280	A	Northern Ky.	58 53	292	H	Oakland	62 56	13	H	Drake	64 82	19	A	Butler	56 58	
308	H	Austin Peay	61 49	75	H	UNI	66 64	193	A	UMKC	62 55	268	A	Cleveland St.	63 67	

Non-Div I Games: Maryville (MO) 61 52

Illinois St.

Average RPI Win:	320	WON-LOST	WINNING	LAST 10	STRENGTH OF	OPP. STRENGTH	TEAM	ADJ.	CONF.	ADJ CONF.
Average RPI Loss:	161	RECORD	PCT. RANK	GAMES	SCHEDULE	OF SCHEDULE	RPI	RPI	RPI	RPI

DIV. I ONLY	1- 15	342	1-9	164	257	313	313	26	26
DIV. I NON-CONF.	0- 11	336	0- 0	81	211	307	307	22	22

TOTALS	RPI 1-25	RPI 26-50	W-L RECORDS	RPI 51-100	RPI 101-150	RPI 150+			
1- 15	0- 2	0- 0	OVERALL	0- 4	0- 2	1- 7			
0- 6	0- 0	0- 0	HOME	0- 2	0- 2	0- 2			
1- 9	0- 2	0- 0	AWAY	0- 2	0- 0	1- 5			
0- 0	0- 0	0- 0	NEUTRAL	0- 0	0- 0	0- 0			
0- 11	0- 2	0- 0	NON-CONFERENCE	0- 3	0- 2	0- 4			
0- 4	0- 0	0- 0	HOME	0- 1	0- 2	0- 1			
0- 7	0- 2	0- 0	AWAY	0- 2	0- 0	0- 3			
0- 0	0- 0	0- 0	NEUTRAL	0- 0	0- 0	0- 0			
1- 4	0- 0	0- 0	CONFERENCE	0- 1	0- 0	1- 3			
0- 2	0- 0	0- 0	HOME	0- 1	0- 0	0- 1			
1- 2	0- 0	0- 0	AWAY	0- 0	0- 0	1- 2			
0- 0	0- 0	0- 0	NEUTRAL	0- 0	0- 0	0- 0			

RPI 1-25				RPI 26-50				RPI 51-100				RPI 101+ Team's RPI: 313			
RPI	S	Opponent	Score	RPI	S	Opponent	Score	RPI	S	Opponent	Score	RPI	S	Opponent	Score
15	A	Arizona St.	43 81					60	A	Arizona	42 84	121	H	Houston	60 79
21	A	South Dakota	43 96					88	A	Minnesota	39 75	124	H	UT Arlington	49 97
								91	H	SFA	56 66	192	A	Massachusetts	59 71
								100	H	Rice	63 74	206	A	San Diego St.	38 81

LAST 12 Division I GAMES:															
192	A	Massachusetts	59 71	91	H	SFA	56 66	328	A	Central Ark.	43 74	216	H	Sam Houston St.	56 76
88	A	Minnesota	39 75	328	A	Central Ark.	43 74	216	H	Sam Houston St.	56 76	328	A	Central Ark.	43 74
124	H	UT Arlington	49 97	216	H	Sam Houston St.	56 76	216	A	Nicholls St.	62 86	320	A	McNeese	68 66
60	A	Arizona	42 84	216	A	Nicholls St.	62 86	320	A	McNeese	68 66	337	A	Grand Canyon	63 74
304	H	Weber St.	64 72	100	H	Rice	63 74								
206	A	San Diego St.	38 81												

Non-Div I Games:

Incarnate Word

I
n
d
i
a
n
a

Indiana				Through Games Of Jan. 19, 2019							
Average RPI	Win:	132	WON-LOST	WINNING	LAST 10	STRENGTH OF	OPP. STRENGTH	TEAM	ADJ.	CONF.	ADJ CONF.
Average RPI	Loss:	108	RECORD	PCT. RANK	GAMES	SCHEDULE	OF SCHEDULE	RPI	RPI	RPI	RPI
DIV. I ONLY	15- 3	24	7-3	79	21	24	24	4	4		
DIV. I NON-CONF.	11- 1	13	0- 0	115	37	19	19	5	5		

TOTALS	RPI 1-25		RPI 26-50		W-L RECORDS	RPI 51-100		RPI 101-150		RPI 150+	
15- 3	2- 0		2- 0		OVERALL	0- 2		5- 0		6- 1	
8- 1	1- 0		1- 0		HOME	0- 1		3- 0		3- 0	
5- 1	0- 0		1- 0		AWAY	0- 1		1- 0		3- 0	
2- 1	1- 0		0- 0		NEUTRAL	0- 0		1- 0		0- 1	
11- 1	2- 0		1- 0		NON-CONFERENCE	0- 0		4- 0		4- 1	
6- 0	1- 0		0- 0		HOME	0- 0		2- 0		3- 0	
3- 0	0- 0		1- 0		AWAY	0- 0		1- 0		1- 0	
2- 1	1- 0		0- 0		NEUTRAL	0- 0		1- 0		0- 1	
4- 2	0- 0		1- 0		CONFERENCE	0- 2		1- 0		2- 0	
2- 1	0- 0		1- 0		HOME	0- 1		1- 0		0- 0	
2- 1	0- 0		0- 0		AWAY	0- 1		0- 0		2- 0	
0- 0	0- 0		0- 0		NEUTRAL	0- 0		0- 0		0- 0	

RPI 1-25 Team's RPI: 24				RPI 26-50				RPI 51-100			
RPI S	Opponent	Score		RPI S	Opponent	Score		RPI S	Opponent	Score	
19 H	Butler	66 46		26 H	Michigan St.	68 64		74 H	Northwestern	69 75	
21 N	South Dakota	68 60		43 A	UCLA	67 65		82 A	Ohio St.	50 55	

RPI 101+											
RPI S	Opponent	Score		RPI S	Opponent	Score		RPI S	Opponent	Score	
110 A	Wake Forest	87 73									
111 H	Missouri St.	98 74									
112 H	Penn St.	83 75									
113 H	Northern Ill.	91 73									
134 N	Loyola Marymount	67 43									
157 A	Wisconsin	75 68									
162 A	Illinois	85 83									
167 N	Grambling	62 65									
183 H	Milwaukee	68 66									
202 H	Florida	83 64									
290 H	North Florida	75 52									
292 A	Oakland	59 32									

LAST 12 Division I GAMES:											
21 N	South Dakota	68 60		74 H	Northwestern	69 75					
167 N	Grambling	62 65		157 A	Wisconsin	75 68					
134 N	Loyola Marymount	67 43		82 A	Ohio St.	50 55					
111 H	Missouri St.	98 74		26 H	Michigan St.	68 64					
19 H	Butler	66 46		112 H	Penn St.	83 75					
43 A	UCLA	67 65		162 A	Illinois	85 83					

I
n
d
i
a
n
a

Non-Div I Games:

Indiana

Average RPI Win:	246	WON-LOST	WINNING	LAST 10	STRENGTH OF	OPP. STRENGTH	TEAM	ADJ.	CONF.	ADJ CONF.
Average RPI Loss:	146	RECORD	PCT. RANK	GAMES	SCHEDULE	OF SCHEDULE	RPI	RPI	RPI	RPI
DIV. I ONLY	8- 7	150	5-5	170	295	150	150	12	12	
DIV. I NON-CONF.	5- 5	162	0- 0	213	317	173	173	14	14	

TOTALS	RPI 1-25	RPI 26-50	W-L RECORDS	RPI 51-100	RPI 101-150	RPI 150+				
8- 7	0- 1	0- 0	OVERALL	0- 0	0- 3	8- 3				
2- 2	0- 0	0- 0	HOME	0- 0	0- 1	2- 1				
6- 4	0- 1	0- 0	AWAY	0- 0	0- 1	6- 2				
0- 1	0- 0	0- 0	NEUTRAL	0- 0	0- 1	0- 0				
5- 5	0- 1	0- 0	NON-CONFERENCE	0- 0	0- 2	5- 2				
1- 1	0- 0	0- 0	HOME	0- 0	0- 1	1- 0				
4- 3	0- 1	0- 0	AWAY	0- 0	0- 0	4- 2				
0- 1	0- 0	0- 0	NEUTRAL	0- 0	0- 1	0- 0				
3- 2	0- 0	0- 0	CONFERENCE	0- 0	0- 1	3- 1				
1- 1	0- 0	0- 0	HOME	0- 0	0- 0	1- 1				
2- 1	0- 0	0- 0	AWAY	0- 0	0- 1	2- 0				
0- 0	0- 0	0- 0	NEUTRAL	0- 0	0- 0	0- 0				

RPI 1-25				RPI 26-50				RPI 51-100				RPI 101+				Team's RPI: 150
RPI	S	Opponent	Score	RPI	S	Opponent	Score	RPI	S	Opponent	Score	RPI	S	Opponent	Score	
19	A	Butler	49 72									111	A	Missouri St.	58 71	
												148	N	UC Irvine	61 77	
												149	H	IUPUI	59 64	
												162	A	Illinois	57 75	
												166	H	Illinois St.	59 44	
												168	A	Southern Ill.	61 58	
												179	H	Bradley	45 61	
												209	A	Saint Louis	60 56	
												217	A	Southeast Mo. St.	62 51	
												229	A	Marshall	62 53	
												253	A	Eastern Ill.	39 63	
												306	A	Valparaiso	86 82	
												336	H	UIC	60 53	
												337	A	Grand Canyon	88 81	
LAST 12 Division I GAMES:																
19	A	Butler	49 72	306	A	Valparaiso	86 82									
336	H	UIC	60 53	179	H	Bradley	45 61									
162	A	Illinois	57 75	166	H	Illinois St.	59 44									
149	H	IUPUI	59 64	168	A	Southern Ill.	61 58									
217	A	Southeast Mo. St.	62 51	111	A	Missouri St.	58 71									
148	N	UC Irvine	61 77	253	A	Eastern Ill.	39 63									

Non-Div I Games: Davenport 79 43

Indiana St.

Average RPI Win:	126	WON-LOST	WINNING	LAST 10	STRENGTH OF	OPP. STRENGTH	TEAM	ADJ.	CONF.	ADJ CONF.
Average RPI Loss:	24	RECORD	PCT. RANK	GAMES	SCHEDULE	OF SCHEDULE	RPI	RPI	RPI	RPI
DIV. I ONLY	13- 4	41	8-2	10	32	11	11	4	4	
DIV. I NON-CONF.	9- 2	43	0- 1	16	36	10	10	5	5	

TOTALS	RPI 1-25	RPI 26-50	W-L RECORDS	RPI 51-100	RPI 101-150	RPI 150+				
13- 4	2- 2	0- 2	OVERALL	4- 0	3- 0	4- 0				
9- 0	1- 0	0- 0	HOME	3- 0	1- 0	4- 0				
3- 3	1- 1	0- 2	AWAY	1- 0	1- 0	0- 0				
1- 1	0- 1	0- 0	NEUTRAL	0- 0	1- 0	0- 0				
9- 2	2- 2	0- 0	NON-CONFERENCE	1- 0	3- 0	3- 0				
6- 0	1- 0	0- 0	HOME	1- 0	1- 0	3- 0				
2- 1	1- 1	0- 0	AWAY	0- 0	1- 0	0- 0				
1- 1	0- 1	0- 0	NEUTRAL	0- 0	1- 0	0- 0				
4- 2	0- 0	0- 2	CONFERENCE	3- 0	0- 0	1- 0				
3- 0	0- 0	0- 0	HOME	2- 0	0- 0	1- 0				
1- 2	0- 0	0- 2	AWAY	1- 0	0- 0	0- 0				
0- 0	0- 0	0- 0	NEUTRAL	0- 0	0- 0	0- 0				

RPI	S	Opponent	Score	RPI	S	Opponent	Score	RPI	S	Opponent	Score	RPI	S	Opponent	Score
1	A	Notre Dame	71 105	26	A	Michigan St.	70 84	69	H	Michigan	75 61	108	A	Western Ky.	104 67
12	H	Iowa St.	73 70	45	A	Purdue	57 62	75	H	UNI	83 57	118	N	West Virginia	84 81
13	A	Drake	91 82					80	H	Nebraska	77 71	149	H	IUPUI	72 58
22	N	Florida St.	67 71					88	A	Minnesota	81 63	157	H	Wisconsin	71 53
												165	H	Oral Roberts	90 77
												256	H	Robert Morris	92 63
												349	H	N. C. Central	106 39

LAST 12 Division I GAMES:															
26	A	Michigan St.	70 84	22	N	Florida St.	67 71	69	H	Michigan	75 61				
13	A	Drake	91 82					88	A	Minnesota	81 63				
75	H	UNI	83 57					45	A	Purdue	57 62				
149	H	IUPUI	72 58					157	H	Wisconsin	71 53				
12	H	Iowa St.	73 70					80	H	Nebraska	77 71				
256	H	Robert Morris	92 63												

Non-Div I Games:

Iowa

Average RPI Win:	103	WON-LOST	WINNING	LAST 10	STRENGTH OF	OPP. STRENGTH	TEAM	ADJ.	CONF.	ADJ CONF.
Average RPI Loss:	44	RECORD	PCT. RANK	GAMES	SCHEDULE	OF SCHEDULE	RPI	RPI	RPI	RPI
DIV. I ONLY	14- 4	39	8-2	4	42	12	12	3	3	
DIV. I NON-CONF.	10- 2	37	3- 0	10	61	9	9	3	3	
<hr/>										
TOTALS	RPI 1-25	RPI 26-50	W-L RECORDS	RPI 51-100	RPI 101-150	RPI 150+				
14- 4	1- 3	3- 0	OVERALL	4- 0	2- 1	4- 0				
12- 1	1- 1	3- 0	HOME	3- 0	2- 0	3- 0				
1- 3	0- 2	0- 0	AWAY	1- 0	0- 1	0- 0				
1- 0	0- 0	0- 0	NEUTRAL	0- 0	0- 0	1- 0				
10- 2	1- 2	2- 0	NON-CONFERENCE	2- 0	1- 0	4- 0				
9- 0	1- 0	2- 0	HOME	2- 0	1- 0	3- 0				
0- 2	0- 2	0- 0	AWAY	0- 0	0- 0	0- 0				
1- 0	0- 0	0- 0	NEUTRAL	0- 0	0- 0	1- 0				
4- 2	0- 1	1- 0	CONFERENCE	2- 0	1- 1	0- 0				
3- 1	0- 1	1- 0	HOME	1- 0	1- 0	0- 0				
1- 1	0- 0	0- 0	AWAY	1- 0	0- 1	0- 0				
0- 0	0- 0	0- 0	NEUTRAL	0- 0	0- 0	0- 0				

RPI	S	Opponent	Score	RPI	S	Opponent	Score	RPI	S	Opponent	Score	RPI	S	Opponent	Score
11	A	Iowa	70 73	38	H	Miami (FL)	75 52	51	H	Bucknell	86 61	113	H	Northern Ill.	70 60
13	H	Drake	86 81	42	H	Kansas St.	96 58	59	H	TCU	92 54	118	A	West Virginia	64 73
21	A	South Dakota	59 64	48	H	Auburn	67 64	64	H	Arkansas	91 82	136	H	Oklahoma	104 78
25	H	Texas	62 64					72	A	Kansas	82 73	182	N	Eastern Mich.	85 59
												189	H	Prairie View	94 46
												201	H	North Dakota	87 35
												235	H	Niagara	95 35
<hr/>															
LAST 12 Division I GAMES:															
59	H	TCU	92 54	113	H	Northern Ill.	70 60	48	H	Auburn	67 64	38	H	Miami (FL)	75 52
72	A	Kansas	82 73	42	H	Kansas St.	96 58	136	H	Oklahoma	104 78	118	A	West Virginia	64 73
51	H	Bucknell	86 61	189	H	Prairie View	94 46	25	H	Texas	62 64				
13	H	Drake	86 81												

Non-Div I Games:

Iowa St.

Average RPI Win:	338	WON-LOST	WINNING	LAST 10	STRENGTH OF	OPP. STRENGTH	TEAM	ADJ.	CONF.	ADJ CONF.
Average RPI Loss:	183	RECORD	PCT. RANK	GAMES	SCHEDULE	OF SCHEDULE	RPI	RPI	RPI	RPI
DIV. I ONLY	3- 11	303	4-6	304	299	333	333	30	30	
DIV. I NON-CONF.	2- 7	288	0- 0	181	303	287	287	26	26	

TOTALS	RPI 1-25	RPI 26-50	W-L RECORDS	RPI 51-100	RPI 101-150	RPI 150+				
3- 11	0- 1	0- 0	OVERALL	0- 1	0- 1	3- 8				
2- 2	0- 0	0- 0	HOME	0- 0	0- 0	2- 2				
0- 8	0- 1	0- 0	AWAY	0- 1	0- 1	0- 5				
1- 1	0- 0	0- 0	NEUTRAL	0- 0	0- 0	1- 1				
2- 7	0- 1	0- 0	NON-CONFERENCE	0- 1	0- 1	2- 4				
1- 1	0- 0	0- 0	HOME	0- 0	0- 0	1- 1				
0- 5	0- 1	0- 0	AWAY	0- 1	0- 1	0- 2				
1- 1	0- 0	0- 0	NEUTRAL	0- 0	0- 0	1- 1				
1- 4	0- 0	0- 0	CONFERENCE	0- 0	0- 0	1- 4				
1- 1	0- 0	0- 0	HOME	0- 0	0- 0	1- 1				
0- 3	0- 0	0- 0	AWAY	0- 0	0- 0	0- 3				
0- 0	0- 0	0- 0	NEUTRAL	0- 0	0- 0	0- 0				

RPI 1-25				RPI 26-50				RPI 51-100				RPI 101+ Team's RPI: 333			
RPI	S	Opponent	Score	RPI	S	Opponent	Score	RPI	S	Opponent	Score	RPI	S	Opponent	Score
9	A	Mississippi St.	38 105					64	A	Arkansas	57 76	124	A	UT Arlington	63 99
												181	N	Akron	57 74
												184	H	Southern U.	74 76
												189	A	Prairie View	57 76
												230	A	Alabama St.	67 74
												233	H	Southeastern La.	45 50
												252	A	Memphis	67 68
												264	A	Louisiana	61 68
												285	A	Alabama A&M	55 58
												328	H	Central Ark.	65 56
												336	N	UIC	72 57
												350	H	Alcorn	88 66
LAST 12 Division I GAMES:															
336	N	UIC	72 57	189	A	Prairie View	57 76								
181	N	Akron	57 74	184	H	Southern U.	74 76								
233	H	Southeastern La.	45 50	350	H	Alcorn	88 66								
9	A	Mississippi St.	38 105	230	A	Alabama St.	67 74								
264	A	Louisiana	61 68	285	A	Alabama A&M	55 58								
328	H	Central Ark.	65 56	64	A	Arkansas	57 76								

Non-Div I Games: Spring Hill 105 57 Millsaps 88 38

Jackson St.

Average RPI Win:	296	WON-LOST	WINNING	LAST 10	STRENGTH OF	OPP. STRENGTH	TEAM	ADJ.	CONF.	ADJ CONF.
Average RPI Loss:	151	RECORD	PCT. RANK	GAMES	SCHEDULE	OF SCHEDULE	RPI	RPI	RPI	RPI
DIV. I ONLY	7- 8	195	7-3	257	307	203	203	25	25	
DIV. I NON-CONF.	4- 6	212	0- 0	177	288	199	199	27	27	

TOTALS	RPI 1-25	RPI 26-50	W-L RECORDS	RPI 51-100	RPI 101-150	RPI 150+				
7- 8	0- 1	0- 1	OVERALL	0- 1	0- 1	7- 4				
2- 2	0- 0	0- 0	HOME	0- 0	0- 0	2- 2				
5- 4	0- 1	0- 1	AWAY	0- 0	0- 1	5- 1				
0- 2	0- 0	0- 0	NEUTRAL	0- 1	0- 0	0- 1				
4- 6	0- 1	0- 1	NON-CONFERENCE	0- 1	0- 1	4- 2				
1- 1	0- 0	0- 0	HOME	0- 0	0- 0	1- 1				
3- 3	0- 1	0- 1	AWAY	0- 0	0- 1	3- 0				
0- 2	0- 0	0- 0	NEUTRAL	0- 1	0- 0	0- 1				
3- 2	0- 0	0- 0	CONFERENCE	0- 0	0- 0	3- 2				
1- 1	0- 0	0- 0	HOME	0- 0	0- 0	1- 1				
2- 1	0- 0	0- 0	AWAY	0- 0	0- 0	2- 1				
0- 0	0- 0	0- 0	NEUTRAL	0- 0	0- 0	0- 0				

RPI 1-25				RPI 26-50				RPI 51-100				RPI 101+ Team's RPI: 203			
RPI	S	Opponent	Score	RPI	S	Opponent	Score	RPI	S	Opponent	Score	RPI	S	Opponent	Score
22	A	Florida St.	46 79	34	A	Texas A&M	53 73	55	N	Old Domini on	76 78	112	A	Penn St.	61 80
												155	H	North Ala.	59 62
												178	H	Mercer	71 66
												247	H	Bethune-Cookman	56 58
												263	A	Li berty	64 52
												285	N	Al abama A&M	60 65
												296	A	Kennesaw St.	55 75
												311	A	FIU	73 62
												312	A	NJIT	61 56
												331	H	Li pscomb	62 47
												334	A	Charleston So.	68 58
												342	A	Savannah St.	68 58
LAST 12 Division I GAMES:															
311	A	FIU	73 62	312	A	NJIT	61 56								
285	N	Al abama A&M	60 65	155	H	North Ala.	59 62								
112	A	Penn St.	61 80	263	A	Li berty	64 52								
247	H	Bethune-Cookman	56 58	296	A	Kennesaw St.	55 75								
334	A	Charleston So.	68 58	331	H	Li pscomb	62 47								
55	N	Old Domini on	76 78	178	H	Mercer	71 66								

Non-Div I Games: Webber Int'l 73 39 Edward Waters 100 48 Warner 105 55

Jacksonville

Average RPI Win:	270	WON-LOST	WINNING	LAST 10	STRENGTH OF	OPP. STRENGTH	TEAM	ADJ.	CONF.	ADJ CONF.
Average RPI Loss:	107	RECORD	PCT. RANK	GAMES	SCHEDULE	OF SCHEDULE	RPI	RPI	RPI	RPI
DIV. I ONLY	7- 9	205	4-6	199	202	198	198	22	22	
DIV. I NON-CONF.	5- 5	162	0- 1	231	213	191	191	20	20	
<hr/>										
TOTALS	RPI 1-25	RPI 26-50	W-L RECORDS	RPI 51-100	RPI 101-150	RPI 150+				
7- 9	0- 0	0- 0	OVERALL	0- 5	0- 2	7- 2				
2- 5	0- 0	0- 0	HOME	0- 2	0- 2	2- 1				
5- 2	0- 0	0- 0	AWAY	0- 1	0- 0	5- 1				
0- 2	0- 0	0- 0	NEUTRAL	0- 2	0- 0	0- 0				
5- 5	0- 0	0- 0	NON-CONFERENCE	0- 3	0- 1	5- 1				
1- 2	0- 0	0- 0	HOME	0- 1	0- 1	1- 0				
4- 1	0- 0	0- 0	AWAY	0- 0	0- 0	4- 1				
0- 2	0- 0	0- 0	NEUTRAL	0- 2	0- 0	0- 0				
2- 4	0- 0	0- 0	CONFERENCE	0- 2	0- 1	2- 1				
1- 3	0- 0	0- 0	HOME	0- 1	0- 1	1- 1				
1- 1	0- 0	0- 0	AWAY	0- 1	0- 0	1- 0				
0- 0	0- 0	0- 0	NEUTRAL	0- 0	0- 0	0- 0				

RPI 1-25				RPI 26-50				RPI 51-100				RPI 101+				Team's RPI: 198	
RPI	S	Opponent	Score	RPI	S	Opponent	Score	RPI	S	Opponent	Score	RPI	S	Opponent	Score		
								66	N	Harvard	62	69	101	H	Mi ami (OH)	41	58
								71	A	Bel mont	52	66	104	H	Tennessee Tech	49	66
								71	H	Bel mont	41	64	160	A	Texas Tech	58	71
								90	H	Troy	63	89	177	H	Georgi a St.	61	56
								98	N	Washi ngton St.	51	64	194	A	Ole Mi ss	60	49
													200	H	SIUE	47	51
													253	H	Eastern Ill.	78	49
													285	A	Al abama A&M	55	48
													302	A	Tennessee St.	62	52
													331	A	Li pscomb	58	46
													345	A	Fl ori da A&M	62	31
LAST 12 Division I GAMES:																	
				71	A	Bel mont	52	66	98	N	Washington St.	51	64				
				90	H	Troy	63	89	104	H	Tennessee Tech	49	66				
				101	H	Mi ami (OH)	41	58	71	H	Bel mont	41	64				
				177	H	Georgi a St.	61	56	200	H	SIUE	47	51				
				285	A	Al abama A&M	55	48	253	H	Eastern Ill.	78	49				
				194	A	Ole Mi ss	60	49	302	A	Tennessee St.	62	52				

Non-Div I Games: Montevallo 84 52

Jacksonville St.

Average RPI Win:	189	WON-LOST	WINNING	LAST 10	STRENGTH OF	OPP. STRENGTH	TEAM	ADJ.	CONF.	ADJ CONF.
Average RPI Loss:	119	RECORD	PCT. RANK	GAMES	SCHEDULE	OF SCHEDULE	RPI	RPI	RPI	RPI
DIV. I ONLY	12- 4	49	7-3	167	143	54	54	10	10	
DIV. I NON-CONF.	8- 3	71	0- 0	230	154	77	77	13	13	

TOTALS	RPI 1-25	RPI 26-50	W-L RECORDS	RPI 51-100	RPI 101-150	RPI 150+				
12- 4	0- 0	0- 1	OVERALL	2- 0	3- 2	7- 1				
7- 0	0- 0	0- 0	HOME	2- 0	2- 0	3- 0				
5- 4	0- 0	0- 1	AWAY	0- 0	1- 2	4- 1				
0- 0	0- 0	0- 0	NEUTRAL	0- 0	0- 0	0- 0				
8- 3	0- 0	0- 1	NON-CONFERENCE	1- 0	2- 1	5- 1				
5- 0	0- 0	0- 0	HOME	1- 0	2- 0	2- 0				
3- 3	0- 0	0- 1	AWAY	0- 0	0- 1	3- 1				
0- 0	0- 0	0- 0	NEUTRAL	0- 0	0- 0	0- 0				
4- 1	0- 0	0- 0	CONFERENCE	1- 0	1- 1	2- 0				
2- 0	0- 0	0- 0	HOME	1- 0	0- 0	1- 0				
2- 1	0- 0	0- 0	AWAY	0- 0	1- 1	1- 0				
0- 0	0- 0	0- 0	NEUTRAL	0- 0	0- 0	0- 0				

RPI 1-25				RPI 26-50				RPI 51-100				Team's RPI : 54				RPI 101+			
RPI	S	Opponent	Score	RPI	S	Opponent	Score	RPI	S	Opponent	Score	RPI	S	Opponent	Score	RPI	S	Opponent	Score
				31	A	Maryland	63 87					52	H	Northeastern	84 49	109	H	Dayton	68 55
												83	H	Georgetown	69 57	110	A	Wake Forest	49 50
																116	H	St. John's (NY)	64 51
																123	A	Drexel	51 35
																128	A	UNCW	63 66
																196	A	Delaware	68 43
																197	H	George Washington	50 37
																208	A	Hampton	65 72
																256	A	Robert Morris	59 36
																259	H	Hofstra	77 54
																262	H	Winthrop	56 39
																263	A	Liberty	74 53
																347	A	Delaware St.	103 57
LAST 12 Division I GAMES:																			
				116	H	St. John's (NY)	64 51					128	A	UNCW	63 66				
				110	A	Wake Forest	49 50					52	H	Northeastern	84 49				
				31	A	Maryland	63 87					259	H	Hofstra	77 54				
				109	H	Dayton	68 55					123	A	Drexel	51 35				
				263	A	Liberty	74 53					196	A	Delaware	68 43				
				262	H	Winthrop	56 39					256	A	Robert Morris	59 36				

Non-Div I Games:

James Madison

Average RPI Win:	172	WON-LOST	WINNING	LAST 10	STRENGTH OF	OPP. STRENGTH	TEAM	ADJ.	CONF.	ADJ CONF.
Average RPI Loss:	62	RECORD	PCT. RANK	GAMES	SCHEDULE	OF SCHEDULE	RPI	RPI	RPI	RPI
DIV. I ONLY	11- 5	77	5-5	76	58	72	72	3	3	
DIV. I NON-CONF.	10- 1	19	1- 0	229	136	44	44	3	3	

TOTALS	RPI 1-25	RPI 26-50	W-L RECORDS	RPI 51-100	RPI 101-150	RPI 150+				
11- 5	0- 2	1- 0	OVERALL	3- 2	0- 0	7- 1				
7- 3	0- 2	0- 0	HOME	0- 1	0- 0	7- 0				
2- 2	0- 0	1- 0	AWAY	1- 1	0- 0	0- 1				
2- 0	0- 0	0- 0	NEUTRAL	2- 0	0- 0	0- 0				
10- 1	0- 0	0- 0	NON-CONFERENCE	3- 1	0- 0	7- 0				
7- 0	0- 0	0- 0	HOME	0- 0	0- 0	7- 0				
1- 1	0- 0	0- 0	AWAY	1- 1	0- 0	0- 0				
2- 0	0- 0	0- 0	NEUTRAL	2- 0	0- 0	0- 0				
1- 4	0- 2	1- 0	CONFERENCE	0- 1	0- 0	0- 1				
0- 3	0- 2	0- 0	HOME	0- 1	0- 0	0- 0				
1- 1	0- 0	1- 0	AWAY	0- 0	0- 0	0- 1				
0- 0	0- 0	0- 0	NEUTRAL	0- 0	0- 0	0- 0				

RPI 1-25				RPI 26-50				RPI 51-100				RPI 101+			
RPI	S	Opponent	Score	RPI	S	Opponent	Score	RPI	S	Opponent	Score	RPI	S	Opponent	Score
2	H	Baylor	68 94	42	A	Kansas St.	61 54	56	H	Oklahoma St.	62 72	160	A	Texas Tech	66 69
12	H	Iowa St.	73 82					63	A	LSU	68 61	165	H	Oral Roberts	70 58
								74	N	Northwestern	66 57	167	H	Grambling	76 45
								80	A	Nebraska	52 58	193	H	UMKC	67 55
								98	N	Washington St.	71 63	199	H	George Mason	77 56
												276	H	Vermont	77 36
												285	H	Alabama A&M	65 54
												332	H	Iona	75 44

LAST 12 Division I GAMES:															
276	H	Vermont	77 36	74	N	Northwestern	66 57	56	H	Oklahoma St.	62 72				
98	N	Washington St.	71 63	56	H	Oklahoma St.	62 72	2	H	Baylor	68 94				
167	H	Grambling	76 45	42	A	Kansas St.	61 54	160	A	Texas Tech	66 69				
80	A	Nebraska	52 58	160	A	Texas Tech	66 69	12	H	Iowa St.	73 82				
63	A	LSU	68 61												
332	H	Iona	75 44												

Non-Div I Games:

Kansas

Average RPI Win: 154

Average RPI Loss: 23

WON-LOST
RECORDWINNING
PCT. RANKLAST 10
GAMESSTRENGTH OF
SCHEDULEOPP. STRENGTH
OF SCHEDULETEAM
RPIADJ.
RPICONF.
RPIADJ CONF.
RPIDIV. I ONLY
DIV. I NON-CONF.12- 6
9- 384
616-4
0- 038
1037
2142
5642
563
33
3

TOTALS

RPI 1-25

RPI 26-50

W-L RECORDS

RPI 51-100

RPI 101-150

RPI 150+

12- 6

1- 4

0- 1

OVERALL

3- 1

2- 0

6- 0

9- 1

1- 0

0- 0

HOME

2- 1

1- 0

5- 0

2- 2

0- 2

0- 0

AWAY

0- 0

1- 0

1- 0

1- 3

0- 2

0- 1

NEUTRAL

1- 0

0- 0

0- 0

9- 3

0- 2

0- 1

NON-CONFERENCE

3- 0

1- 0

5- 0

7- 0

0- 0

0- 0

HOME

2- 0

0- 0

5- 0

1- 0

0- 0

0- 0

AWAY

0- 0

1- 0

0- 0

1- 3

0- 2

0- 1

NEUTRAL

1- 0

0- 0

0- 0

3- 3

1- 2

0- 0

CONFERENCE

0- 1

1- 0

1- 0

2- 1

1- 0

0- 0

HOME

0- 1

1- 0

0- 0

1- 2

0- 2

0- 0

AWAY

0- 0

0- 0

1- 0

0- 0

0- 0

0- 0

NEUTRAL

0- 0

0- 0

0- 0

RPI 1-25

RPI	S	Opponent	Score
2	A	Baylor	50 65
4	N	Syracuse	61 70
12	A	Iowa St.	58 96
15	N	Arizona St.	51 65
25	H	Texas	87 69

RPI 26-50

Team's RPI: 42

RPI	S	Opponent	Score
33	N	DePaul	59 79

RPI 51-100

RPI	S	Opponent	Score
62	H	Lamar University	73 55
72	H	Kansas	54 61
75	H	UNI	72 62
86	N	Princeton	80 61

RPI 101+

RPI	S	Opponent	Score
106	A	Little Rock	53 47
136	H	Oklahoma	86 56
160	A	Texas Tech	66 62
174	H	Vanderbilt	72 61
190	H	North Texas	60 42
193	H	UMKC	61 50
307	H	Omaha	61 46
328	H	Central Ark.	70 54

LAST 12 Division I GAMES:

75	H	UNI	72	62	160	A	Texas Tech	66	62
328	H	Central Ark.	70	54	25	H	Texas	87	69
15	N	Arizona St.	51	65	72	H	Kansas	54	61
106	A	Little Rock	53	47	2	A	Baylor	50	65
62	H	Lamar University	73	55	136	H	Oklahoma	86	56
174	H	Vanderbilt	72	61	12	A	Iowa St.	58	96

Non-Div I Games:

Kansas St.

■ Loss,
 ■ Non-Conf,
 ■ S Site,
 ■ Home
 ■ A Away
 N Neutral

Average RPI Win:	269	WON-LOST	WINNING	LAST 10	STRENGTH OF	OPP. STRENGTH	TEAM	ADJ.	CONF.	ADJ CONF.
Average RPI Loss:	173	RECORD	PCT. RANK	GAMES	SCHEDULE	OF SCHEDULE	RPI	RPI	RPI	RPI

DIV. I ONLY	4- 12	289	3-7	202	302	296	296	25	25
DIV. I NON-CONF.	3- 9	271	0- 0	170	313	280	280	27	27
TOTALS	RPI 1-25	RPI 26-50	W-L RECORDS	RPI 51-100	RPI 101-150	RPI 150+			
4- 12	0- 0	0- 2	OVERALL	0- 2	0- 1	4- 7			
3- 2	0- 0	0- 0	HOME	0- 1	0- 0	3- 1			
0- 6	0- 0	0- 1	AWAY	0- 1	0- 0	0- 4			
1- 4	0- 0	0- 1	NEUTRAL	0- 0	0- 1	1- 2			
3- 9	0- 0	0- 2	NON-CONFERENCE	0- 1	0- 1	3- 5			
2- 0	0- 0	0- 0	HOME	0- 0	0- 0	2- 0			
0- 5	0- 0	0- 1	AWAY	0- 1	0- 0	0- 3			
1- 4	0- 0	0- 1	NEUTRAL	0- 0	0- 1	1- 2			
1- 3	0- 0	0- 0	CONFERENCE	0- 1	0- 0	1- 2			
1- 2	0- 0	0- 0	HOME	0- 1	0- 0	1- 1			
0- 1	0- 0	0- 0	AWAY	0- 0	0- 0	0- 1			
0- 0	0- 0	0- 0	NEUTRAL	0- 0	0- 0	0- 0			

RPI 1-25				RPI 26-50				RPI 51-100				RPI 101+				Team's RPI: 296	
RPI	S	Opponent	Score	RPI	S	Opponent	Score	RPI	S	Opponent	Score	RPI	S	Opponent	Score		
				26	N	Michigan St.	51 75	81	H	FGCU	46 69	117	N	Idaho St.	49 60		
				46	A	Georgia Tech	35 60	87	A	Seton Hall	80 102	177	A	Georgia St.	73 79		
												178	A	Mercer	48 64		
												203	H	Jacksonville	75 55		
												220	A	East Carolina	56 68		
												245	H	Furman	74 63		
												247	N	Bethune-Cookman	61 64		
												263	H	Liberty	61 67		
												277	H	Ga. Southern	78 59		
												312	A	NJIT	60 66		
												316	N	UMBC	53 57		
												349	N	N.C. Central	78 54		
LAST 12 Division I GAMES:																	
				46	A	Georgia Tech	35 60	81	H	FGCU	46 69						
				177	A	Georgia St.	73 79	263	H	Liberty	61 67						
				178	A	Mercer	48 64	203	H	Jacksonville	75 55						
				277	H	Ga. Southern	78 59	312	A	NJIT	60 66						
				26	N	Michigan St.	51 75	349	N	N.C. Central	78 54						
				117	N	Idaho St.	49 60	247	N	Bethune-Cookman	61 64						

Non-Div I Games: Middle Ga. St. 80 70

Kennesaw St.

Average RPI Win: 206

Average RPI Loss: 55

WON-LOST
RECORDWINNING
PCT. RANKLAST 10
GAMESSTRENGTH OF
SCHEDULEOPP. STRENGTH
OF SCHEDULETEAM
RPIADJ.
RPICONF.
RPIADJ CONF.
RPIDIV. I ONLY
DIV. I NON-CONF.9- 6
6- 4115
1257-3
0- 066
199113
11073
11373
1138
88
8

TOTALS

RPI 1-25

RPI 26-50

W-L RECORDS

RPI 51-100

RPI 101-150

RPI 150+

9- 6
5- 2
4- 4
0- 00- 2
0- 1
0- 1
0- 00- 2
0- 0
0- 2
0- 0OVERALL
HOME
AWAY
NEUTRAL1- 1
0- 0
1- 1
0- 02- 1
2- 1
0- 0
0- 06- 0
3- 0
3- 0
0- 06- 4
3- 1
3- 3
0- 00- 1
0- 0
0- 1
0- 00- 1
0- 0
0- 1
0- 0NON-CONFERENCE
HOME
AWAY
NEUTRAL0- 1
0- 0
0- 1
0- 01- 1
1- 1
0- 0
0- 05- 0
2- 0
3- 0
0- 03- 2
2- 1
1- 1
0- 00- 1
0- 1
0- 0
0- 00- 1
0- 0
0- 1
0- 0CONFERENCE
HOME
AWAY
NEUTRAL1- 0
0- 0
1- 0
0- 01- 0
1- 0
0- 0
0- 01- 0
1- 0
0- 0
0- 0

RPI 1-25

RPI 26-50

RPI 51-100 Team's RPI: 73

RPI 101+

RPI	S	Opponent	Score
7	A	NC State	61 78
18	H	Central Mich.	75 82

RPI	S	Opponent	Score
40	A	Ohio	81 83
41	A	North Carolina	60 73

RPI	S	Opponent	Score
79	A	Wright St.	55 61
94	A	Toledo	58 47

RPI	S	Opponent	Score
104	H	Youngstown St.	62 34
113	H	Northern Ill.	87 78
146	H	Duquesne	72 77
182	H	Eastern Mich.	71 64
221	A	St. Bonaventure	76 64
256	A	Robert Morris	54 46
280	H	Northern Ky.	62 61
292	H	Oakland	75 65
312	A	NJIT	57 40

LAST 12 Division I GAMES:

221	A	St. Bonaventure	76 64	18	H	Central Mich.	75 82
256	A	Robert Morris	54 46	40	A	Ohio	81 83
79	A	Wright St.	55 61	94	A	Toledo	58 47
146	H	Duquesne	72 77	113	H	Northern Ill.	87 78
104	H	Youngstown St.	62 34	182	H	Eastern Mich.	71 64
292	H	Oakland	75 65	312	A	NJIT	57 40

Non-Div I Games:

Clarion

92 38

Kent St.

Average RPI Win:	329	WON-LOST	WINNING	LAST 10	STRENGTH OF	OPP. STRENGTH	TEAM	ADJ.	CONF.	ADJ CONF.
Average RPI Loss:	259	RECORD	PCT. RANK	GAMES	SCHEDULE	OF SCHEDULE	RPI	RPI	RPI	RPI
DIV. I ONLY	1- 15	342	1-9	345	347	351	351	31	31	
DIV. I NON-CONF.	1- 10	330	0- 0	338	345	351	351	31	31	

TOTALS	RPI 1-25	RPI 26-50	W-L RECORDS	RPI 51-100	RPI 101-150	RPI 150+				
1- 15	0- 0	0- 0	OVERALL	0- 1	0- 2	1- 12				
1- 6	0- 0	0- 0	HOME	0- 0	0- 0	1- 6				
0- 8	0- 0	0- 0	AWAY	0- 1	0- 1	0- 6				
0- 1	0- 0	0- 0	NEUTRAL	0- 0	0- 1	0- 0				
1- 10	0- 0	0- 0	NON-CONFERENCE	0- 1	0- 2	1- 7				
1- 3	0- 0	0- 0	HOME	0- 0	0- 0	1- 3				
0- 6	0- 0	0- 0	AWAY	0- 1	0- 1	0- 4				
0- 1	0- 0	0- 0	NEUTRAL	0- 0	0- 1	0- 0				
0- 5	0- 0	0- 0	CONFERENCE	0- 0	0- 0	0- 5				
0- 3	0- 0	0- 0	HOME	0- 0	0- 0	0- 3				
0- 2	0- 0	0- 0	AWAY	0- 0	0- 0	0- 2				
0- 0	0- 0	0- 0	NEUTRAL	0- 0	0- 0	0- 0				

RPI 1-25				RPI 26-50				RPI 51-100				RPI 101+ Team's RPI: 351					
RPI	S	Opponent	Score	RPI	S	Opponent	Score	RPI	S	Opponent	Score	RPI	S	Opponent	Score		
								69	A	Michigan	38	83	141	A	Lehigh	38	72
													148	N	UC Irvine	71	84
													215	A	Sacred Heart	53	75
													234	H	Saint Francis (PA)	66	80
													256	H	Robert Morris	37	89
													287	H	Army West Point	42	57
													288	A	Bryant	62	69
													295	H	UMass Lowell	64	69
													305	A	Saint Peter's	59	86
													309	A	Fairfield	43	71
													312	H	NJIT	51	72
													329	H	Lafayette	55	50
													337	A	Grand Canyon	62	65
													340	A	Manhattan	46	61
													344	H	Fairleigh Dickinson	52	69
LAST 12 Division I GAMES:																	
141	A	Lehigh	38	72	344	H	Fairleigh Dickinson	52	69								
312	H	NJIT	51	72	256	H	Robert Morris	37	89								
69	A	Michigan	38	83	234	H	Saint Francis (PA)	66	80								
295	H	UMass Lowell	64	69	215	A	Sacred Heart	53	75								
337	A	Grand Canyon	62	65	288	A	Bryant	62	69								
148	N	UC Irvine	71	84	329	H	Lafayette	55	50								

Non-Div I Games:

LIU Brooklyn

Average RPI Win:	167	WON-LOST	WINNING	LAST 10	STRENGTH OF	OPP. STRENGTH	TEAM	ADJ.	CONF.	ADJ CONF.
Average RPI Loss:	54	RECORD	PCT. RANK	GAMES	SCHEDULE	OF SCHEDULE	RPI	RPI	RPI	RPI
DIV. I ONLY	11- 6	91	6-4	31	109	63	63	6	6	
DIV. I NON-CONF.	9- 3	61	0- 0	60	181	54	54	6	6	

TOTALS	RPI 1-25	RPI 26-50	W-L RECORDS	RPI 51-100	RPI 101-150	RPI 150+				
11- 6	1- 2	1- 1	OVERALL	0- 3	3- 0	6- 0				
8- 4	0- 1	1- 1	HOME	0- 2	3- 0	4- 0				
3- 2	1- 1	0- 0	AWAY	0- 1	0- 0	2- 0				
0- 0	0- 0	0- 0	NEUTRAL	0- 0	0- 0	0- 0				
9- 3	1- 1	0- 0	NON-CONFERENCE	0- 2	3- 0	5- 0				
7- 2	0- 0	0- 0	HOME	0- 2	3- 0	4- 0				
2- 1	1- 1	0- 0	AWAY	0- 0	0- 0	1- 0				
0- 0	0- 0	0- 0	NEUTRAL	0- 0	0- 0	0- 0				
2- 3	0- 1	1- 1	CONFERENCE	0- 1	0- 0	1- 0				
1- 2	0- 1	1- 1	HOME	0- 0	0- 0	0- 0				
1- 1	0- 0	0- 0	AWAY	0- 1	0- 0	1- 0				
0- 0	0- 0	0- 0	NEUTRAL	0- 0	0- 0	0- 0				

RPI	S	Opponent	Score	RPI	S	Opponent	Score	RPI	S	Opponent	Score	RPI	S	Opponent	Score
16	A	Rutgers	43 57	27	H	Kentucky	60 64	72	H	Kansas	61 68	106	H	Little Rock	60 45
22	A	Florida St.	58 45	34	H	Texas A&M	63 52	89	H	Tulane	54 56	114	H	Northern Colo.	62 57
23	H	South Carolina	53 76					95	A	Georgia	50 63	120	H	South Fla.	78 49
												194	A	Ole Miss	55 41
												214	H	Nicholls St.	76 44
												216	H	Sam Houston St.	66 52
												233	H	Southeastern La.	72 52
												264	A	Louisiana	76 54
												320	H	McNeese	86 36

LAST 12 Division I GAMES:															
233	H	Southeastern La.	72 52	27	H	Kentucky	60 64	23	H	South Carolina	53 76	194	A	Ole Miss	55 41
264	A	Louisiana	76 54	34	H	Texas A&M	63 52	95	A	Georgia	50 63	120	H	South Fla.	78 49
214	H	Nicholls St.	76 44	72	H	Kansas	61 68								
16	A	Rutgers	43 57												
320	H	McNeese	86 36												
72	H	Kansas	61 68												

Non-Div I Games:

LSU

Average RPI Win:	239	WON-LOST	WINNING	LAST 10	STRENGTH OF	OPP. STRENGTH	TEAM	ADJ.	CONF.	ADJ CONF.
Average RPI Loss:	134	RECORD	PCT. RANK	GAMES	SCHEDULE	OF SCHEDULE	RPI	RPI	RPI	RPI
DIV. I ONLY	3- 15	319	3-7	117	192	273	273	17	17	
DIV. I NON-CONF.	3- 11	292	0- 0	112	216	249	249	17	17	

TOTALS	RPI 1-25	RPI 26-50	W-L RECORDS	RPI 51-100	RPI 101-150	RPI 150+				
3- 15	0- 0	0- 1	OVERALL	0- 5	0- 4	3- 5				
1- 5	0- 0	0- 0	HOME	0- 0	0- 2	1- 3				
0- 10	0- 0	0- 1	AWAY	0- 5	0- 2	0- 2				
2- 0	0- 0	0- 0	NEUTRAL	0- 0	0- 0	2- 0				
3- 11	0- 0	0- 1	NON-CONFERENCE	0- 5	0- 2	3- 3				
1- 3	0- 0	0- 0	HOME	0- 0	0- 2	1- 1				
0- 8	0- 0	0- 1	AWAY	0- 5	0- 0	0- 2				
2- 0	0- 0	0- 0	NEUTRAL	0- 0	0- 0	2- 0				
0- 4	0- 0	0- 0	CONFERENCE	0- 0	0- 2	0- 2				
0- 2	0- 0	0- 0	HOME	0- 0	0- 0	0- 2				
0- 2	0- 0	0- 0	AWAY	0- 0	0- 2	0- 0				
0- 0	0- 0	0- 0	NEUTRAL	0- 0	0- 0	0- 0				

RPI	S	Opponent	Score	RPI	S	Opponent	Score	RPI	S	Opponent	Score	RPI	S	Opponent	Score	Team's RPI: 273
30	A	Oregon St.	46	100	52	A	Villanova	68	81	109	A	Dayton	45	84		
					66	A	Harvard	43	88	116	H	St. John's (NY)	57	83		
					84	A	Penn	34	65	123	H	Drexel	43	58		
					93	A	Providence	47	77	132	A	VCU	38	68		
					96	A	Towson	68	92	161	N	Pepperdine	62	55		
										192	H	Massachusetts	60	74		
										197	H	George Washington	59	67		
										223	H	Howard	54	57		
										236	A	Temple	47	75		
										256	A	Robert Morris	39	67		
										275	H	Norfolk St.	62	52		
										280	N	Northern Ky.	74	56		
LAST 12 Division I GAMES:																
161	N	Pepperdine	62	55	197	H	George Washington	59	67							
280	N	Northern Ky.	74	56	192	H	Massachusetts	60	74							
116	H	St. John's (NY)	57	83	132	A	VCU	38	68							
275	H	Norfolk St.	62	52	109	A	Dayton	45	84							
84	A	Penn	34	65	236	A	Temple	47	75							
30	A	Oregon St.	46	100	93	A	Providence	47	77							

Non-Div I Games:

La Salle

Average RPI Win: 301

Average RPI Loss: 207

WON-LOST
RECORDWINNING
PCT. RANKLAST 10
GAMESSTRENGTH OF
SCHEDULEOPP. STRENGTH
OF SCHEDULETEAM
RPIADJ.
RPICONF.
RPIADJ CONF.
RPIDIV. I ONLY
DIV. I NON-CONF.5- 9
4- 5245
1903-7
0- 0351
349205
290321
321321
32114
1514
15

TOTALS

RPI 1-25

RPI 26-50

W-L RECORDS

RPI 51-100

RPI 101-150

RPI 150+

5- 9
3- 2
2- 7
0- 00- 0
0- 0
0- 0
0- 00- 0
0- 0
0- 0
0- 0OVERALL
HOME
AWAY
NEUTRAL0- 0
0- 0
0- 0
0- 00- 1
0- 0
0- 1
0- 05- 8
3- 2
2- 6
0- 04- 5
2- 1
2- 4
0- 00- 0
0- 0
0- 0
0- 00- 0
0- 0
0- 0
0- 0NON-CONFERENCE
HOME
AWAY
NEUTRAL0- 0
0- 0
0- 0
0- 00- 0
0- 0
0- 0
0- 04- 5
2- 1
2- 4
0- 01- 4
1- 1
0- 3
0- 00- 0
0- 0
0- 0
0- 00- 0
0- 0
0- 0
0- 0CONFERENCE
HOME
AWAY
NEUTRAL0- 0
0- 0
0- 0
0- 00- 1
0- 0
0- 1
0- 01- 3
1- 1
0- 2
0- 0

RPI 1-25

RPI 26-50

RPI 51-100

RPI 101+

Team's RPI: 321

RPI S Opponent Score

RPI S Opponent Score

RPI S Opponent Score

RPI S Opponent Score

106	A	Little Rock	44	63
160	A	Texas Tech	42	86
163	A	Arkansas St.	54	64
177	H	Georgia St.	41	56
214	H	Nicholls St.	54	55
222	A	SMU	38	49
233	A	Southeastern La.	42	49
264	A	Louisiana	45	52
277	H	Ga. Southern	58	57
284	A	New Orleans	57	44
300	H	Mississippi Val.	72	65
320	H	McNeese	69	60
322	A	Houston Baptist	60	68
324	A	Northwestern St.	63	55

LAST 12 Division I GAMES:

233	A	Southeastern La.	42	49	264	A	Louisiana	45	52
214	H	Nicholls St.	54	55	177	H	Georgia St.	41	56
300	H	Mississippi Val.	72	65	277	H	Ga. Southern	58	57
324	A	Northwestern St.	63	55	163	A	Arkansas St.	54	64
284	A	New Orleans	57	44	106	A	Little Rock	44	63
320	H	McNeese	69	60	322	A	Houston Baptist	60	68

L
a
.
-
M
o
n
r
o
eL
a
.
-
M
o
n
r
o
e

Non-Div I Games: LSU-Alexandria 93 62 Ark.-Monticello 70 39

La. -Monroe

Loss, Non-Conf, S Site, H Home A Away N Neutral

Average RPI Win:	280	WON-LOST	WINNING	LAST 10	STRENGTH OF	OPP. STRENGTH	TEAM	ADJ.	CONF.	ADJ CONF.
Average RPI Loss:	239	RECORD	PCT. RANK	GAMES	SCHEDULE	OF SCHEDULE	RPI	RPI	RPI	RPI
DIV. I ONLY	6- 10	241	3-7	340	334	329	329	20	20	
DIV. I NON-CONF.	5- 6	177	0- 1	351	338	341	341	24	24	

TOTALS	RPI 1-25	RPI 26-50	W-L RECORDS	RPI 51-100	RPI 101-150	RPI 150+				
6- 10	0- 0	0- 0	OVERALL	0- 1	0- 1	6- 8				
4- 4	0- 0	0- 0	HOME	0- 1	0- 1	4- 2				
2- 5	0- 0	0- 0	AWAY	0- 0	0- 0	2- 5				
0- 1	0- 0	0- 0	NEUTRAL	0- 0	0- 0	0- 1				
5- 6	0- 0	0- 0	NON-CONFERENCE	0- 0	0- 0	5- 6				
3- 2	0- 0	0- 0	HOME	0- 0	0- 0	3- 2				
2- 3	0- 0	0- 0	AWAY	0- 0	0- 0	2- 3				
0- 1	0- 0	0- 0	NEUTRAL	0- 0	0- 0	0- 1				
1- 4	0- 0	0- 0	CONFERENCE	0- 1	0- 1	1- 2				
1- 2	0- 0	0- 0	HOME	0- 1	0- 1	1- 0				
0- 2	0- 0	0- 0	AWAY	0- 0	0- 0	0- 2				
0- 0	0- 0	0- 0	NEUTRAL	0- 0	0- 0	0- 0				

RPI 1-25				RPI 26-50				RPI 51-100				RPI 101+ Team' s RPI : 329					
RPI	S	Opponent	Score	RPI	S	Opponent	Score	RPI	S	Opponent	Score	RPI	S	Opponent	Score		
								51	H	Bucknel l	47	56	141	H	Lehi gh	43	70
													195	H	Cornel l	59	62
													196	N	Del aware	47	65
													226	H	Holy Cross	73	63
													232	A	Col gate	49	60
													254	H	Monmouth	73	69
													257	H	Bi nghamton	59	50
													283	H	Al bany (NY)	67	66
													287	A	Army West Point	50	65
													289	A	Fl a. Atlantic	49	53
													305	H	Saint Peter' s	60	62
													315	A	Wagner	66	43
													340	A	Manhattan	49	60
													344	A	Fai rl ei gh Di cki nson	63	57
													351	A	LIU Brookl yn	50	55
LAST 12 Di vi si on I GAMES:																	
351	A	LIU Brookl yn	50	55	196	N	Del aware	47	65	287	A	Army West Point	50	65			
195	H	Cornel l	59	62	51	H	Bucknel l	47	56	232	A	Col gate	49	60			
254	H	Monmouth	73	69	226	H	Holy Cross	73	63	141	H	Lehi gh	43	70			
340	A	Manhattan	49	60													
283	H	Al bany (NY)	67	66													
289	A	Fl a. Atlantic	49	53													

Non-Div I Games:

Lafayette

Average RPI	Win:	225	WON-LOST	WINNING	LAST 10	STRENGTH OF	OPP. STRENGTH	TEAM	ADJ.	CONF.	ADJ CONF.
Average RPI	Loss:	62	RECORD	PCT. RANK	GAMES	SCHEDULE	OF SCHEDULE	RPI	RPI	RPI	RPI
DIV. I ONLY		8- 4		84	8-2	91	189	62	62	26	26
DIV. I NON-CONF.		3- 4		199	0- 0	3	65	21	21	22	22

TOTALS	RPI 1-25		RPI 26-50		W-L RECORDS	RPI 51-100		RPI 101-150		RPI 150+	
8- 4	0- 1		1- 2		OVERALL	1- 0		0- 0		6- 1	
5- 0	0- 0		0- 0		HOME	1- 0		0- 0		4- 0	
3- 3	0- 1		1- 1		AWAY	0- 0		0- 0		2- 1	
0- 1	0- 0		0- 1		NEUTRAL	0- 0		0- 0		0- 0	
3- 4	0- 1		1- 2		NON-CONFERENCE	1- 0		0- 0		1- 1	
1- 0	0- 0		0- 0		HOME	1- 0		0- 0		0- 0	
2- 3	0- 1		1- 1		AWAY	0- 0		0- 0		1- 1	
0- 1	0- 0		0- 1		NEUTRAL	0- 0		0- 0		0- 0	
5- 0	0- 0		0- 0		CONFERENCE	0- 0		0- 0		5- 0	
4- 0	0- 0		0- 0		HOME	0- 0		0- 0		4- 0	
1- 0	0- 0		0- 0		AWAY	0- 0		0- 0		1- 0	
0- 0	0- 0		0- 0		NEUTRAL	0- 0		0- 0		0- 0	

RPI 1-25				RPI 26-50				RPI 51-100				Team's RPI: 62				RPI 101+			
RPI	S	Opponent	Score	RPI	S	Opponent	Score	RPI	S	Opponent	Score	RPI	S	Opponent	Score	RPI	S	Opponent	Score
9	A	Mississippi St.	53 104	34	A	Texas A&M	74 68	65	H	Pacific	82 66	158	A	Denver	110 117				
				40	N	Ohio	62 87					233	H	Southeastern La.	94 54				
				42	A	Kansas St.	55 73					264	A	Louisiana	79 77				
												272	H	A&M-Corpus Christi	76 58				
												284	A	New Orleans	79 57				
												322	H	Houston Baptist	63 50				
												328	H	Central Ark.	57 37				
LAST 12 Division I GAMES:																			
				42	A	Kansas St.	55 73	233	H	Southeastern La.	94 54								
				34	A	Texas A&M	74 68	328	H	Central Ark.	57 37								
				40	N	Ohio	62 87	284	A	New Orleans	79 57								
				158	A	Denver	110 117	272	H	A&M-Corpus Christi	76 58								
				9	A	Mississippi St.	53 104	322	H	Houston Baptist	63 50								
				264	A	Louisiana	79 77	65	H	Pacific	82 66								

Non-Div I Games: LeTourneau 104 27 Louisiana Col. 94 43 McMurry 100 37 Howard Payne 93 37 Lamar University

Average RPI Win: 260

Average RPI Loss: 95

WON-LOST
RECORDWINNING
PCT. RANKLAST 10
GAMESSTRENGTH OF
SCHEDULEOPP. STRENGTH
OF SCHEDULETEAM
RPIADJ.
RPICONF.
RPIADJ CONF.
RPIDIV. I ONLY
DIV. I NON-CONF.10- 6
7- 399
836-4
0- 1151
196263
251141
146141
14620
2420
24

TOTALS

RPI 1-25

RPI 26-50

W-L RECORDS

RPI 51-100

RPI 101-150

RPI 150+

10- 6

0- 1

0- 0

OVERALL

0- 2

0- 1

10- 2

6- 3

0- 0

0- 0

HOME

0- 1

0- 1

6- 1

4- 3

0- 1

0- 0

AWAY

0- 1

0- 0

4- 1

0- 0

0- 0

0- 0

NEUTRAL

0- 0

0- 0

0- 0

7- 3

0- 1

0- 0

NON-CONFERENCE

0- 1

0- 0

7- 1

5- 2

0- 0

0- 0

HOME

0- 1

0- 0

5- 1

2- 1

0- 1

0- 0

AWAY

0- 0

0- 0

2- 0

0- 0

0- 0

0- 0

NEUTRAL

0- 0

0- 0

0- 0

3- 3

0- 0

0- 0

CONFERENCE

0- 1

0- 1

3- 1

1- 1

0- 0

0- 0

HOME

0- 0

0- 1

1- 0

2- 2

0- 0

0- 0

AWAY

0- 1

0- 0

2- 1

0- 0

0- 0

0- 0

NEUTRAL

0- 0

0- 0

0- 0

RPI 1-25

RPI 26-50

RPI 51-100

RPI 101+

Team's RPI: 141

RPI	S	Opponent	Score
1	A	Notre Dame	68 95

RPI	S	Opponent	Score

RPI	S	Opponent	Score
51	A	Bucknell	53 71
52	H	Villanova	48 70

RPI	S	Opponent	Score
131	H	American	53 61
164	H	Charlotte	60 62
170	A	Boston U.	45 58
195	H	Cornell	67 54
205	A	Navy	56 38
215	H	Sacred Heart	70 66
226	H	Holy Cross	64 55
254	H	Monmouth	63 48
257	A	Binghamton	65 55
275	H	Norfolk St.	62 41
291	A	Central Conn. St.	88 62
329	A	Lafayette	70 43
351	H	LIU Brooklyn	72 38

LAST 12 Division I GAMES:

329	A	Lafayette	70 43
1	A	Notre Dame	68 95
351	H	LIU Brooklyn	72 38
215	H	Sacred Heart	70 66
195	H	Cornell	67 54
275	H	Norfolk St.	62 41

164	H	Charlotte	60 62
131	H	American	53 61
51	A	Bucknell	53 71
170	A	Boston U.	45 58
226	H	Holy Cross	64 55
205	A	Navy	56 38

Non-Div I Games:

Kutztown

73 39

Lehigh

Loss,
 Non-Conf, S Site,
 H Home
A Away
 N Neutral

Average RPI	Win: 241	WON-LOST	WINNING	LAST 10	STRENGTH OF	OPP. STRENGTH	TEAM	ADJ.	CONF.	ADJ CONF.
Average RPI	Loss: 169	RECORD	PCT. RANK	GAMES	SCHEDULE	OF SCHEDULE	RPI	RPI	RPI	RPI
DIV. I ONLY	5- 12	274	4-6	204	237	263	263	25	25	
DIV. I NON-CONF.	3- 9	271	0- 1	159	236	264	264	27	27	

TOTALS	RPI 1-25	RPI 26-50	W-L RECORDS	RPI 51-100	RPI 101-150	RPI 150+				
5- 12	0- 1	0- 0	OVERALL	0- 3	1- 1	4- 7				
2- 3	0- 0	0- 0	HOME	0- 2	0- 0	2- 1				
2- 6	0- 0	0- 0	AWAY	0- 1	0- 1	2- 4				
1- 3	0- 1	0- 0	NEUTRAL	0- 0	1- 0	0- 2				
3- 9	0- 1	0- 0	NON-CONFERENCE	0- 2	1- 1	2- 5				
1- 2	0- 0	0- 0	HOME	0- 2	0- 0	1- 0				
1- 4	0- 0	0- 0	AWAY	0- 0	0- 1	1- 3				
1- 3	0- 1	0- 0	NEUTRAL	0- 0	1- 0	0- 2				
2- 3	0- 0	0- 0	CONFERENCE	0- 1	0- 0	2- 2				
1- 1	0- 0	0- 0	HOME	0- 0	0- 0	1- 1				
1- 2	0- 0	0- 0	AWAY	0- 1	0- 0	1- 1				
0- 0	0- 0	0- 0	NEUTRAL	0- 0	0- 0	0- 0				

RPI 1-25				RPI 26-50				RPI 51-100				RPI 101+ Team's RPI: 263			
RPI	S	Opponent	Score	RPI	S	Opponent	Score	RPI	S	Opponent	Score	RPI	S	Opponent	Score
17	N	UCF	45 53					54	H	James Madison	53 74	127	A	Chattanooga	60 75
								77	H	Virginia Tech	61 72	146	N	Duquesne	55 51
								81	A	FGCU	50 68	164	N	Charlotte	61 63
												203	H	Jacksonville	52 64
												220	A	East Carolina	63 66
												234	H	Saint Francis (PA)	82 53
												239	A	ETSU	89 86
												246	A	Stetson	52 69
												247	A	Bethune-Cookman	76 81
												275	N	Norfolk St.	53 66
												290	H	North Florida	69 53
												296	A	Kennesaw St.	67 61
												318	A	UNC Greensboro	45 48
LAST 12 Division I GAMES:															
146	N	Duquesne	55 51	275	N	Norfolk St.	53 66								
17	N	UCF	45 53	290	H	North Florida	69 53								
318	A	UNC Greensboro	45 48	296	A	Kennesaw St.	67 61								
220	A	East Carolina	63 66	203	H	Jacksonville	52 64								
239	A	ETSU	89 86	246	A	Stetson	52 69								
54	H	James Madison	53 74	81	A	FGCU	50 68								

Non-Div I Games: West Chester 61 42

Liberty

Average RPI Win:	294	WON-LOST	WINNING	LAST 10	STRENGTH OF	OPP. STRENGTH	TEAM	ADJ.	CONF.	ADJ CONF.
Average RPI Loss:	191	RECORD	PCT. RANK	GAMES	SCHEDULE	OF SCHEDULE	RPI	RPI	RPI	RPI
DIV. I ONLY	2- 15	335	0-10	247	298	331	331	25	25	
DIV. I NON-CONF.	2- 11	316	0- 0	167	300	301	301	27	27	

TOTALS	RPI 1-25	RPI 26-50	W-L RECORDS	RPI 51-100	RPI 101-150	RPI 150+				
2- 15	0- 0	0- 1	OVERALL	0- 2	0- 3	2- 9				
1- 6	0- 0	0- 0	HOME	0- 0	0- 2	1- 4				
1- 9	0- 0	0- 1	AWAY	0- 2	0- 1	1- 5				
0- 0	0- 0	0- 0	NEUTRAL	0- 0	0- 0	0- 0				
2- 11	0- 0	0- 1	NON-CONFERENCE	0- 2	0- 3	2- 5				
1- 4	0- 0	0- 0	HOME	0- 0	0- 2	1- 2				
1- 7	0- 0	0- 1	AWAY	0- 2	0- 1	1- 3				
0- 0	0- 0	0- 0	NEUTRAL	0- 0	0- 0	0- 0				
0- 4	0- 0	0- 0	CONFERENCE	0- 0	0- 0	0- 4				
0- 2	0- 0	0- 0	HOME	0- 0	0- 0	0- 2				
0- 2	0- 0	0- 0	AWAY	0- 0	0- 0	0- 2				
0- 0	0- 0	0- 0	NEUTRAL	0- 0	0- 0	0- 0				

RPI 1-25				RPI 26-50				RPI 51-100				RPI 101+ Team's RPI: 331			
RPI	S	Opponent	Score	RPI	S	Opponent	Score	RPI	S	Opponent	Score	RPI	S	Opponent	Score
				39	A	Clemson	26 68	71	A	Belmont	43 83	104	H	Tennessee Tech	52 67
								95	A	Georgia	45 77	115	A	Cincinnati	55 71
												143	H	UT Martin	53 62
												169	A	Morehead St.	44 79
												198	H	Jacksonville St.	46 58
												203	A	Jacksonville	47 62
												246	H	Stetson	65 80
												279	A	Murray St.	61 97
												285	A	Alabama A&M	62 58
												290	H	North Florida	53 68
												299	H	Col. of Charleston	63 65
												302	H	Tennessee St.	64 62
												308	A	Austin Peay	58 70
												312	A	NJIT	67 80
LAST 12 Division I GAMES:															
				95	A	Georgia	45 77	312	A	NJIT	67 80				
				299	H	Col. of Charleston	63 65	246	H	Stetson	65 80				
				143	H	UT Martin	53 62	290	H	North Florida	53 68				
				71	A	Belmont	43 83	203	A	Jacksonville	47 62				
				308	A	Austin Peay	58 70	169	A	Morehead St.	44 79				
				115	A	Cincinnati	55 71	104	H	Tennessee Tech	52 67				

Non-Div I Games:

Lipscomb

Average RPI Win:	200	WON-LOST	WINNING	LAST 10	STRENGTH OF	OPP. STRENGTH	TEAM	ADJ.	CONF.	ADJ CONF.
Average RPI Loss:	70	RECORD	PCT. RANK	GAMES	SCHEDULE	OF SCHEDULE	RPI	RPI	RPI	RPI
DIV. I ONLY	9- 8	157	7-3	43	144	106	106	14	14	
DIV. I NON-CONF.	4- 7	228	0- 0	56	33	138	138	15	15	

TOTALS	RPI 1-25	RPI 26-50	W-L RECORDS	RPI 51-100	RPI 101-150	RPI 150+				
9- 8	0- 1	0- 2	OVERALL	0- 3	5- 2	4- 0				
5- 5	0- 1	0- 2	HOME	0- 1	2- 1	3- 0				
4- 3	0- 0	0- 0	AWAY	0- 2	3- 1	1- 0				
0- 0	0- 0	0- 0	NEUTRAL	0- 0	0- 0	0- 0				
4- 7	0- 1	0- 2	NON-CONFERENCE	0- 2	2- 2	2- 0				
1- 5	0- 1	0- 2	HOME	0- 1	0- 1	1- 0				
3- 2	0- 0	0- 0	AWAY	0- 1	2- 1	1- 0				
0- 0	0- 0	0- 0	NEUTRAL	0- 0	0- 0	0- 0				
5- 1	0- 0	0- 0	CONFERENCE	0- 1	3- 0	2- 0				
4- 0	0- 0	0- 0	HOME	0- 0	2- 0	2- 0				
1- 1	0- 0	0- 0	AWAY	0- 1	1- 0	0- 0				
0- 0	0- 0	0- 0	NEUTRAL	0- 0	0- 0	0- 0				

RPI 1-25				RPI 26-50				RPI 51-100				RPI 101+				Team's RPI: 106
RPI	S	Opponent	Score	RPI	S	Opponent	Score	RPI	S	Opponent	Score	RPI	S	Opponent	Score	
9	H	Mississippi St.	63 98	34	H	Texas A&M	40 61	63	A	LSU	45 60	108	H	Western Ky.	56 68	
				42	H	Kansas St.	47 53	90	A	Troy	66 71	111	A	Missouri St.	44 48	
								100	H	Rice	65 79	124	H	UT Arlington	68 65	
												135	H	Texas St.	62 47	
												137	A	Tulsa	63 53	
												139	A	Louisiana Tech	69 58	
												142	A	South Alabama	65 42	
												252	A	Memphis	63 60	
												264	H	Louisiana	62 48	
												289	H	Fla. Atlantic	61 38	
												321	H	La.-Monroe	63 44	

LAST 12 Division I GAMES:																
111	A	Missouri St.	44 48	124	H	UT Arlington	68 65									
252	A	Memphis	63 60	135	H	Texas St.	62 47									
137	A	Tulsa	63 53	142	A	South Alabama	65 42									
42	H	Kansas St.	47 53	90	A	Troy	66 71									
108	H	Western Ky.	56 68	264	H	Louisiana	62 48									
9	H	Mississippi St.	63 98	321	H	La.-Monroe	63 44									

Non-Div I Games:

Average RPI Win:	222	WON-LOST	WINNING	LAST 10	STRENGTH OF	OPP. STRENGTH	TEAM	ADJ.	CONF.	ADJ CONF.
Average RPI Loss:	146	RECORD	PCT. RANK	GAMES	SCHEDULE	OF SCHEDULE	RPI	RPI	RPI	RPI
DIV. I ONLY	5- 11	259	4-6	197	154	258	258	21	21	
DIV. I NON-CONF.	3- 10	278	0- 0	122	138	263	263	21	21	

TOTALS	RPI 1-25	RPI 26-50	W-L RECORDS	RPI 51-100	RPI 101-150	RPI 150+				
5- 11	0- 1	0- 1	OVERALL	0- 3	1- 1	4- 5				
3- 6	0- 0	0- 0	HOME	0- 3	1- 0	2- 3				
2- 5	0- 1	0- 1	AWAY	0- 0	0- 1	2- 2				
0- 0	0- 0	0- 0	NEUTRAL	0- 0	0- 0	0- 0				
3- 10	0- 1	0- 1	NON-CONFERENCE	0- 3	1- 1	2- 4				
2- 6	0- 0	0- 0	HOME	0- 3	1- 0	1- 3				
1- 4	0- 1	0- 1	AWAY	0- 0	0- 1	1- 1				
0- 0	0- 0	0- 0	NEUTRAL	0- 0	0- 0	0- 0				
2- 1	0- 0	0- 0	CONFERENCE	0- 0	0- 0	2- 1				
1- 0	0- 0	0- 0	HOME	0- 0	0- 0	1- 0				
1- 1	0- 0	0- 0	AWAY	0- 0	0- 0	1- 1				
0- 0	0- 0	0- 0	NEUTRAL	0- 0	0- 0	0- 0				

RPI 1-25				RPI 26-50				RPI 51-100				RPI 101+ Team's RPI: 258			
RPI	S	Opponent	Score	RPI	S	Opponent	Score	RPI	S	Opponent	Score	RPI	S	Opponent	Score
5	A	Oregon	48 110	36	A	Utah	59 82	58	H	Southern Cal i fornia	50 86	129	H	Idaho	70 63
								60	H	Ari zona	43 70	134	A	Loyol a Marymount	62 71
								75	H	UNI	64 71	151	A	Montana St.	62 85
												152	A	Utah St.	50 48
												187	A	UC Ri versi de	63 45
												238	H	San Di ego	56 60
												265	H	Nevada	67 76
												286	H	Cal i fornia Bapti st	83 85
												301	A	UC Santa Barbara	54 60
												303	H	Cal Poly	61 58
												337	H	Grand Canyon	57 50
LAST 12 Division I GAMES:															
60	H	Ari zona	43 70	301	A	UC Santa Barbara	54 60								
238	H	San Di ego	56 60	303	H	Cal Poly	61 58								
5	A	Oregon	48 110	187	A	UC Ri versi de	63 45								
151	A	Montana St.	62 85	152	A	Utah St.	50 48								
129	H	Idaho	70 63	337	H	Grand Canyon	57 50								
75	H	UNI	64 71	134	A	Loyol a Marymount	62 71								

Non-Div I Games:

Long Beach St.

Average RPI Win:	244	WON-LOST	WINNING	LAST 10	STRENGTH OF	OPP. STRENGTH	TEAM	ADJ.	CONF.	ADJ CONF.
Average RPI Loss:	222	RECORD	PCT. RANK	GAMES	SCHEDULE	OF SCHEDULE	RPI	RPI	RPI	RPI
DIV. I ONLY	1- 14	338	0-10	266	344	346	346	28	28	
DIV. I NON-CONF.	1- 9	326	0- 0	197	344	337	337	29	29	

TOTALS	RPI 1-25	RPI 26-50	W-L RECORDS	RPI 51-100	RPI 101-150	RPI 150+				
1- 14	0- 0	0- 0	OVERALL	0- 1	0- 3	1- 10				
1- 6	0- 0	0- 0	HOME	0- 0	0- 1	1- 5				
0- 7	0- 0	0- 0	AWAY	0- 1	0- 2	0- 4				
0- 1	0- 0	0- 0	NEUTRAL	0- 0	0- 0	0- 1				
1- 9	0- 0	0- 0	NON-CONFERENCE	0- 1	0- 2	1- 6				
1- 4	0- 0	0- 0	HOME	0- 0	0- 0	1- 4				
0- 4	0- 0	0- 0	AWAY	0- 1	0- 2	0- 1				
0- 1	0- 0	0- 0	NEUTRAL	0- 0	0- 0	0- 1				
0- 5	0- 0	0- 0	CONFERENCE	0- 0	0- 1	0- 4				
0- 2	0- 0	0- 0	HOME	0- 0	0- 1	0- 1				
0- 3	0- 0	0- 0	AWAY	0- 0	0- 0	0- 3				
0- 0	0- 0	0- 0	NEUTRAL	0- 0	0- 0	0- 0				

RPI 1-25				RPI 26-50				RPI 51-100				RPI 101+ Team's RPI: 346			
RPI	S	Opponent	Score	RPI	S	Opponent	Score	RPI	S	Opponent	Score	RPI	S	Opponent	Score
								77	A	Virginia Tech	39 93	128	A	UNCW	33 35
												132	A	VCU	55 84
												140	H	Radford	34 68
												182	H	Eastern Mich.	45 64
												208	A	Hampton	40 66
												220	N	East Carolina	52 61
												234	H	Saint Francis (PA)	88 91
												244	H	UMES	83 71
												262	A	Winthrop	69 77
												274	H	Wofford	72 101
												275	A	Norfolk St.	42 74
												315	H	Wagner	60 86
												325	A	Presbyterian	66 81
												334	H	Charleston So.	74 81
LAST 12 Division I GAMES:															
128	A	UNCW	33 35	140	H	Radford	34 68								
220	N	East Carolina	52 61	208	A	Hampton	40 66								
182	H	Eastern Mich.	45 64	334	H	Charleston So.	74 81								
275	A	Norfolk St.	42 74	325	A	Presbyterian	66 81								
274	H	Wofford	72 101	262	A	Winthrop	69 77								
234	H	Saint Francis (PA)	88 91	77	A	Virginia Tech	39 93								

Non-Div I Games:

Longwood

Average RPI Win:	286	WON-LOST	WINNING	LAST 10	STRENGTH OF	OPP. STRENGTH	TEAM	ADJ.	CONF.	ADJ CONF.
Average RPI Loss:	138	RECORD	PCT. RANK	GAMES	SCHEDULE	OF SCHEDULE	RPI	RPI	RPI	RPI
DIV. I ONLY	5- 10	253	3-7	210	186	264	264	14	14	
DIV. I NON-CONF.	2- 8	293	0- 0	169	196	279	279	15	15	

TOTALS	RPI 1-25	RPI 26-50	W-L RECORDS	RPI 51-100	RPI 101-150	RPI 150+				
5- 10	0- 1	0- 1	OVERALL	0- 2	0- 1	5- 5				
4- 3	0- 0	0- 0	HOME	0- 2	0- 0	4- 1				
1- 6	0- 1	0- 1	AWAY	0- 0	0- 1	1- 3				
0- 1	0- 0	0- 0	NEUTRAL	0- 0	0- 0	0- 1				
2- 8	0- 1	0- 1	NON-CONFERENCE	0- 2	0- 0	2- 4				
1- 3	0- 0	0- 0	HOME	0- 2	0- 0	1- 1				
1- 4	0- 1	0- 1	AWAY	0- 0	0- 0	1- 2				
0- 1	0- 0	0- 0	NEUTRAL	0- 0	0- 0	0- 1				
3- 2	0- 0	0- 0	CONFERENCE	0- 0	0- 1	3- 1				
3- 0	0- 0	0- 0	HOME	0- 0	0- 0	3- 0				
0- 2	0- 0	0- 0	AWAY	0- 0	0- 1	0- 1				
0- 0	0- 0	0- 0	NEUTRAL	0- 0	0- 0	0- 0				

RPI 1-25				RPI 26-50				RPI 51-100				RPI 101+				Team's RPI: 264
RPI	S	Opponent	Score	RPI	S	Opponent	Score	RPI	S	Opponent	Score	RPI	S	Opponent	Score	
9	A	Mississippi St.	36 104	48	A	Auburn	59 71	62	H	Lamar University	77 79	106	A	Little Rock	48 62	
								63	H	LSU	54 76	163	A	Arkansas St.	75 87	
												177	H	Georgia St.	57 54	
												194	A	Ole Miss	57 79	
												216	H	Sam Houston St.	62 68	
												248	A	UTRGV	60 75	
												272 N	A&M-Corpus Christi	63 64		
												277	H	Ga. Southern	59 48	
												320	A	McNeese	70 59	
												321	H	La.-Monroe	52 45	
												333	H	Jackson St.	68 61	

LAST 12 Division I GAMES:																
				63	H	LSU	54 76	321	H	La.-Monroe	52 45					
				194	A	Ole Miss	57 79	277	H	Ga. Southern	59 48					
				216	H	Sam Houston St.	62 68	177	H	Georgia St.	57 54					
				248	A	UTRGV	60 75	106	A	Little Rock	48 62					
				272 N	A&M-Corpus Christi	63 64	163	A	Arkansas St.	75 87						
				48	A	Auburn	59 71	9	A	Mississippi St.	36 104					

Non-Div I Games: Dillard

69 72

Louisiana

Average RPI Win: 189 WON-LOST RECORD WINNING PCT. RANK LAST 10 GAMES STRENGTH OF SCHEDULE OPP. STRENGTH OF SCHEDULE TEAM RPI ADJ. RPI CONF. RPI ADJ CONF. RPI

DIV. I ONLY	9- 9	168	4-6	90	152	139	139	16	16
DIV. I NON-CONF.	7- 5	132	1- 0	236	60	140	140	19	19
TOTALS	RPI 1-25	RPI 26-50	W-L RECORDS	RPI 51-100	RPI 101-150	RPI 150+			
9- 9	0- 1	0- 0	OVERALL	0- 3	2- 2	7- 3			
4- 4	0- 0	0- 0	HOME	0- 2	1- 1	3- 1			
4- 4	0- 1	0- 0	AWAY	0- 1	0- 0	4- 2			
1- 1	0- 0	0- 0	NEUTRAL	0- 0	1- 1	0- 0			
7- 5	0- 1	0- 0	NON-CONFERENCE	0- 0	2- 2	5- 2			
3- 1	0- 0	0- 0	HOME	0- 0	1- 1	2- 0			
3- 3	0- 1	0- 0	AWAY	0- 0	0- 0	3- 2			
1- 1	0- 0	0- 0	NEUTRAL	0- 0	1- 1	0- 0			
2- 4	0- 0	0- 0	CONFERENCE	0- 3	0- 0	2- 1			
1- 3	0- 0	0- 0	HOME	0- 2	0- 0	1- 1			
1- 1	0- 0	0- 0	AWAY	0- 1	0- 0	1- 0			
0- 0	0- 0	0- 0	NEUTRAL	0- 0	0- 0	0- 0			

RPI S Opponent Score	RPI S Opponent Score	RPI S Opponent Score	RPI S Opponent Score
15 A Arizona St. 44 80		55 H Old Domini on 59 70	103 N Alabama 79 62
		68 A Middle Tenn. 38 75	106 H Little Rock 58 69
		100 H Rice 51 61	111 N Missouri St. 70 82
			121 H Houston 100 88
			153 A UAB 73 68
			163 A Arkansas St. 80 70
			164 H Charlotte 88 51
			190 H North Texas 54 65
			193 A UMKC 70 80
			194 H Ole Miss 80 71
			233 H Southeastern La. 72 53
			252 A Memphis 66 50
			270 A Wichita St. 56 70
			320 A McNeese 89 48
LAST 12 Division I GAMES:			
190 H North Texas 54 65	103 N Alabama 79 62		
320 A McNeese 89 48	164 H Charlotte 88 51		
193 A UMKC 70 80	55 H Old Domini on 59 70		
111 N Missouri St. 70 82	68 A Middle Tenn. 38 75		
194 H Ole Miss 80 71	153 A UAB 73 68		
233 H Southeastern La. 72 53	100 H Rice 51 61		

Non-Div I Games: LSU-Alexandria 112 70

Average RPI		Win: 99	Loss: 1	WON-LOST RECORD	WINNING PCT. RANK	LAST 10 GAMES	STRENGTH OF SCHEDULE	OPP. STRENGTH OF SCHEDULE	TEAM RPI	ADJ. RPI	CONF. RPI	ADJ. CONF. RPI
DIV. I ONLY				16- 1	4	9-1	29	1	6	6	1	1
DIV. I NON-CONF.				12- 0	1	0- 0	33	30	7	7	1	1
TOTALS		RPI 1-25		RPI 26-50		W-L RECORDS		RPI 51-100		RPI 101-150		RPI 150+
16- 1		2- 1		4- 0		OVERALL		4- 0		4- 0		2- 0
9- 0		0- 0		3- 0		HOME		2- 0		2- 0		2- 0
5- 1		1- 1		1- 0		AWAY		1- 0		2- 0		0- 0
2- 0		1- 0		0- 0		NEUTRAL		1- 0		0- 0		0- 0
12- 0		2- 0		1- 0		NON-CONFERENCE		3- 0		4- 0		2- 0
6- 0		0- 0		1- 0		HOME		1- 0		2- 0		2- 0
4- 0		1- 0		0- 0		AWAY		1- 0		2- 0		0- 0
2- 0		1- 0		0- 0		NEUTRAL		1- 0		0- 0		0- 0
4- 1		0- 1		3- 0		CONFERENCE		1- 0		0- 0		0- 0
3- 0		0- 0		2- 0		HOME		1- 0		0- 0		0- 0
1- 1		0- 1		1- 0		AWAY		0- 0		0- 0		0- 0
0- 0		0- 0		0- 0		NEUTRAL		0- 0		0- 0		0- 0

RPI 1-25				Team's RPI: 6		RPI 26-50				RPI 51-100				RPI 101+			
RPI	S	Opponent	Score	RPI	S	Opponent	Score	RPI	S	Opponent	Score	RPI	S	Opponent	Score		
1	A	Notre Dame	68 82	27	H	Kentucky	80 75	57	A	Boi se St.	74 55	101	H	Mi ami (OH)	95 73		
15	N	Arizona St.	58 56	41	H	North Carol ina	73 66	80	H	Nebraska	85 68	108	A	Western Ky.	102 80		
18	A	Central Mi ch.	72 68	46	H	Georgi a Tech	61 44	92	N	Hartford	86 69	127	A	Chattanooga	75 49		
				50	A	Duke	73 51	97	H	Vi rgi ni a	91 43	143	H	UT Martin	102 62		
												280	H	Northern Ky.	92 59		
												302	H	Tennessee St.	107 52		
LAST 12 Division I GAMES:																	
				280	H	Northern Ky.	92 59	97	H	Vi rgi ni a	91 43						
				27	H	Kentucky	80 75	46	H	Georgi a Tech	61 44						
				143	H	UT Martin	102 62	1	A	Notre Dame	68 82						
				302	H	Tennessee St.	107 52	50	A	Duke	73 51						
				80	H	Nebraska	85 68	41	H	North Carolina	73 66						
				101	H	Mi ami (OH)	95 73	18	A	Central Mi ch.	72 68						

Non-Div I Games:

Louisi v l l e

Average RPI	Win:	311	WON-LOST	WINNING	LAST 10	STRENGTH OF	OPP. STRENGTH	TEAM	ADJ.	CONF.	ADJ CONF.
Average RPI	Loss:	99	RECORD	PCT. RANK	GAMES	SCHEDULE	OF SCHEDULE	RPI	RPI	RPI	RPI
DIV. I ONLY		8- 7		150	5-5	319	232	242	242	12	12
DIV. I NON-CONF.		6- 5		143	0- 0	324	292	259	259	14	14

TOTALS	RPI 1-25		RPI 26-50		W-L RECORDS	RPI 51-100		RPI 101-150		RPI 150+	
8- 7	0- 1		0- 2		OVERALL	0- 1		0- 1		8- 2	
6- 2	0- 0		0- 1		HOME	0- 0		0- 0		6- 1	
2- 5	0- 1		0- 1		AWAY	0- 1		0- 1		2- 1	
0- 0	0- 0		0- 0		NEUTRAL	0- 0		0- 0		0- 0	
6- 5	0- 0		0- 2		NON-CONFERENCE	0- 0		0- 1		6- 2	
4- 2	0- 0		0- 1		HOME	0- 0		0- 0		4- 1	
2- 3	0- 0		0- 1		AWAY	0- 0		0- 1		2- 1	
0- 0	0- 0		0- 0		NEUTRAL	0- 0		0- 0		0- 0	
2- 2	0- 1		0- 0		CONFERENCE	0- 1		0- 0		2- 0	
2- 0	0- 0		0- 0		HOME	0- 0		0- 0		2- 0	
0- 2	0- 1		0- 0		AWAY	0- 1		0- 0		0- 0	
0- 0	0- 0		0- 0		NEUTRAL	0- 0		0- 0		0- 0	

RPI 1-25				RPI 26-50				RPI 51-100				RPI 101+ Team's RPI: 242			
RPI	S	Opponent	Score	RPI	S	Opponent	Score	RPI	S	Opponent	Score	RPI	S	Opponent	Score
13	A	Drake	60 69	33	H	DePaul	76 102	75	A	UNI	52 64	104	A	Youngstown St.	63 74
				45	A	Purdue	41 65					193	H	UMKC	74 88
												200	H	SIUE	56 43
												228	A	Bowling Green	74 88
												294	A	Western Mi ch.	64 53
												306	H	Val parai so	80 54
												327	H	Detroit Mercy	52 43
												336	A	UIC	75 60
												339	H	Purdue Fort Wayne	81 67
												341	H	Evansvi lle	61 56
												343	H	Chi cago St.	76 40

LAST 12 Division I GAMES:															
45	A	Purdue	41 65	341	H	Evansvi lle	61 56								
200	H	SIUE	56 43	75	A	UNI	52 64								
294	A	Western Mi ch.	64 53	13	A	Drake	60 69								
339	H	Purdue Fort Wayne	81 67	306	H	Val parai so	80 54								
343	H	Chi cago St.	76 40	33	H	DePaul	76 102								
228	A	Bowling Green	74 88	193	H	UMKC	74 88								

Non-Div I Games:

Loyol a Chi cago

Average RPI	Win:	254	WON-LOST	WINNING	LAST 10	STRENGTH OF	OPP. STRENGTH	TEAM	ADJ.	CONF.	ADJ CONF.
Average RPI	Loss:	181	RECORD	PCT. RANK	GAMES	SCHEDULE	OF SCHEDULE	RPI	RPI	RPI	RPI
DIV. I ONLY		1- 15		342	1-9	162	280	314	314	20	20
DIV. I NON-CONF.		1- 10		330	0- 1	140	272	296	296	24	24

TOTALS	RPI 1-25		RPI 26-50		W-L RECORDS	RPI 51-100		RPI 101-150		RPI 150+	
1- 15	0- 0		0- 1		OVERALL	0- 3		0- 1		1- 10	
0- 5	0- 0		0- 0		HOME	0- 0		0- 0		0- 5	
1- 9	0- 0		0- 1		AWAY	0- 2		0- 1		1- 5	
0- 1	0- 0		0- 0		NEUTRAL	0- 1		0- 0		0- 0	
1- 10	0- 0		0- 1		NON-CONFERENCE	0- 3		0- 0		1- 6	
0- 3	0- 0		0- 0		HOME	0- 0		0- 0		0- 3	
1- 6	0- 0		0- 1		AWAY	0- 2		0- 0		1- 3	
0- 1	0- 0		0- 0		NEUTRAL	0- 1		0- 0		0- 0	
0- 5	0- 0		0- 0		CONFERENCE	0- 0		0- 1		0- 4	
0- 2	0- 0		0- 0		HOME	0- 0		0- 0		0- 2	
0- 3	0- 0		0- 0		AWAY	0- 0		0- 1		0- 2	
0- 0	0- 0		0- 0		NEUTRAL	0- 0		0- 0		0- 0	

RPI 1-25				RPI 26-50				RPI 51-100				RPI 101+				Team's RPI: 314	
RPI	S	Opponent	Score	RPI	S	Opponent	Score	RPI	S	Opponent	Score	RPI	S	Opponent	Score		
				31	A	Maryl and	48 83	83	A	Georgetown	30 45	131	A	Ameri can	38 82		
								85	N	Boston College	47 73	159	H	William & Mary	49 65		
								96	A	Towson	57 62	170	H	Boston U.	62 64		
												199	A	George Mason	38 70		
												205	H	Navy	46 58		
												225	A	Dartmouth	41 54		
												226	A	Holy Cross	60 78		
												251	H	Mt. St. Mary's	67 77		
												254	A	Monmouth	75 67		
												278	A	Saint Joseph's	46 49		
												282	H	St. Francis Brooklyn	70 75		
												287	A	Army West Point	57 69		
LAST 12 Division I GAMES:																	
				254	A	Monmouth	75 67	278	A	Saint Joseph's	46 49						
				31	A	Maryl and	48 83	131	A	Ameri can	38 82						
				282	H	St. Francis Brooklyn	70 75	226	A	Holy Cross	60 78						
				96	A	Towson	57 62	170	H	Boston U.	62 64						
				251	H	Mt. St. Mary's	67 77	287	A	Army West Point	57 69						
				85	N	Boston College	47 73	205	H	Navy	46 58						

Non-Div I Games:

Loyola Maryland

Average RPI	Win:	179	WON-LOST	WINNING	LAST 10	STRENGTH OF	OPP. STRENGTH	TEAM	ADJ.	CONF.	ADJ CONF.
Average RPI	Loss:	110	RECORD	PCT. RANK	GAMES	SCHEDULE	OF SCHEDULE	RPI	RPI	RPI	RPI
DIV. I ONLY	10- 9	167	3-7	84	128	134	134	7	7		
DIV. I NON-CONF.	7- 5	132	1- 0	108	159	106	106	7	7		

TOTALS	RPI 1-25	RPI 26-50	W-L RECORDS	RPI 51-100	RPI 101-150	RPI 150+					
10- 9	0- 4	1- 0	OVERALL	1- 0	2- 0	6- 5					
6- 3	0- 1	1- 0	HOME	0- 0	2- 0	3- 2					
4- 3	0- 1	0- 0	AWAY	1- 0	0- 0	3- 2					
0- 3	0- 2	0- 0	NEUTRAL	0- 0	0- 0	0- 1					
7- 5	0- 2	1- 0	NON-CONFERENCE	1- 0	1- 0	4- 3					
4- 1	0- 0	1- 0	HOME	0- 0	1- 0	2- 1					
3- 1	0- 0	0- 0	AWAY	1- 0	0- 0	2- 1					
0- 3	0- 2	0- 0	NEUTRAL	0- 0	0- 0	0- 1					
3- 4	0- 2	0- 0	CONFERENCE	0- 0	1- 0	2- 2					
2- 2	0- 1	0- 0	HOME	0- 0	1- 0	1- 1					
1- 2	0- 1	0- 0	AWAY	0- 0	0- 0	1- 1					
0- 0	0- 0	0- 0	NEUTRAL	0- 0	0- 0	0- 0					

RPI 1-25				RPI 26-50				RPI 51-100				RPI 101+ Team's RPI: 134			
RPI	S	Opponent	Score	RPI	S	Opponent	Score	RPI	S	Opponent	Score	RPI	S	Opponent	Score
10	H	Gonzaga	53 78	43	H	UCLA	69 63	60	A	Arizona	66 64	102	H	UC Davis	60 53
20	A	BYU	44 55									125	H	Portland	76 58
21	N	South Dakota	40 67									154	A	CSUN	72 53
24	N	Indiana	43 67									158	A	Denver	75 104
												161	A	Pepperdine	86 95
												167	N	Grambling	61 62
												176	H	Santa Clara	75 83
												238	A	San Diego	69 52
												249	H	Northern Ariz.	62 63
												250	H	San Francisco	66 58
												256	H	Robert Morris	61 53
												258	H	Long Beach St.	71 62
												301	A	UC Santa Barbara	70 57

LAST 12 Division I GAMES:															
125	H	Portland	76 58	256	H	Robert Morris	61 53								
10	H	Gonzaga	53 78	161	A	Pepperdine	86 95								
167	N	Grambling	61 62	176	H	Santa Clara	75 83								
21	N	South Dakota	40 67	250	H	San Francisco	66 58								
24	N	Indiana	43 67	20	A	BYU	44 55								
258	H	Long Beach St.	71 62	238	A	San Diego	69 52								

Non-Div I Games:

Loyola Marymount

Average RPI Win:	199	WON-LOST	WINNING	LAST 10	STRENGTH OF	OPP. STRENGTH	TEAM	ADJ.	CONF.	ADJ CONF.
Average RPI Loss:	73	RECORD	PCT. RANK	GAMES	SCHEDULE	OF SCHEDULE	RPI	RPI	RPI	RPI
DIV. I ONLY	12- 7	97	5-5	93	130	67	67	23	23	
DIV. I NON-CONF.	7- 6	153	0- 1	42	49	55	55	23	23	

TOTALS	RPI 1-25	RPI 26-50	W-L RECORDS	RPI 51-100	RPI 101-150	RPI 150+				
12- 7	0- 1	1- 2	OVERALL	3- 2	1- 2	7- 0				
5- 1	0- 0	0- 1	HOME	1- 0	0- 0	4- 0				
5- 5	0- 1	1- 1	AWAY	1- 2	1- 1	2- 0				
2- 1	0- 0	0- 0	NEUTRAL	1- 0	0- 1	1- 0				
7- 6	0- 1	1- 2	NON-CONFERENCE	3- 1	0- 2	3- 0				
2- 1	0- 0	0- 1	HOME	1- 0	0- 0	1- 0				
3- 4	0- 1	1- 1	AWAY	1- 1	0- 1	1- 0				
2- 1	0- 0	0- 0	NEUTRAL	1- 0	0- 1	1- 0				
5- 1	0- 0	0- 0	CONFERENCE	0- 1	1- 0	4- 0				
3- 0	0- 0	0- 0	HOME	0- 0	0- 0	3- 0				
2- 1	0- 0	0- 0	AWAY	0- 1	1- 0	1- 0				
0- 0	0- 0	0- 0	NEUTRAL	0- 0	0- 0	0- 0				

RPI 1-25				RPI 26-50				RPI 51-100				RPI 101+			
RPI	S	Opponent	Score	RPI	S	Opponent	Score	RPI	S	Opponent	Score	RPI	S	Opponent	Score
7	A	NC State	46 84	41	A	North Carolina	85 73	52	A	Northeastern	55 63	127	N	Chattanooga	61 66
				47	A	Green Bay	39 70	66	A	Harvard	67 60	138	A	Fordham	64 72
				50	H	Duke	63 66	84	N	Penn	47 46	147	A	Stony Brook	68 54
								92	A	Hartford	46 49	211	H	Brown	102 96
								94	H	Tol edo	73 59	267	N	N. C. A&T	58 52
												276	A	Vermont	63 51
												283	H	Al bany (NY)	76 65
												288	A	Bryant	74 57
												310	H	New Hampshi re	67 46
												316	H	UMBC	84 44

LAST 12 Division I GAMES:															
310	H	New Hampshi re	67 46	127	N	Chattanooga	61 66	147	A	Stony Brook	68 54				
138	A	Fordham	64 72	92	A	Hartford	46 49	283	H	Al bany (NY)	76 65				
52	A	Northeastern	55 63	276	A	Vermont	63 51	316	H	UMBC	84 44				
7	A	NC State	46 84												
211	H	Brown	102 96												
66	A	Harvard	67 60												

Non-Div I Games:

Maine

Average RPI Win:	337	WON-LOST	WINNING	LAST 10	STRENGTH OF	OPP. STRENGTH	TEAM	ADJ.	CONF.	ADJ CONF.
Average RPI Loss:	218	RECORD	PCT. RANK	GAMES	SCHEDULE	OF SCHEDULE	RPI	RPI	RPI	RPI
DIV. I ONLY	3- 12	308	2-8	288	349	340	340	27	27	
DIV. I NON-CONF.	2- 9	297	0- 0	233	349	336	336	28	28	

TOTALS	RPI 1-25	RPI 26-50	W-L RECORDS	RPI 51-100	RPI 101-150	RPI 150+				
3- 12	0- 0	0- 0	OVERALL	0- 1	0- 3	3- 8				
3- 5	0- 0	0- 0	HOME	0- 1	0- 2	3- 2				
0- 7	0- 0	0- 0	AWAY	0- 0	0- 1	0- 6				
0- 0	0- 0	0- 0	NEUTRAL	0- 0	0- 0	0- 0				
2- 9	0- 0	0- 0	NON-CONFERENCE	0- 1	0- 3	2- 5				
2- 5	0- 0	0- 0	HOME	0- 1	0- 2	2- 2				
0- 4	0- 0	0- 0	AWAY	0- 0	0- 1	0- 3				
0- 0	0- 0	0- 0	NEUTRAL	0- 0	0- 0	0- 0				
1- 3	0- 0	0- 0	CONFERENCE	0- 0	0- 0	1- 3				
1- 0	0- 0	0- 0	HOME	0- 0	0- 0	1- 0				
0- 3	0- 0	0- 0	AWAY	0- 0	0- 0	0- 3				
0- 0	0- 0	0- 0	NEUTRAL	0- 0	0- 0	0- 0				

RPI 1-25				RPI 26-50				RPI 51-100				RPI 101+				Team's RPI: 340
RPI	S	Opponent	Score	RPI	S	Opponent	Score	RPI	S	Opponent	Score	RPI	S	Opponent	Score	
								79	H	Wright St.	44 60	123	H	Drexel	39 53	
												138	A	Fordham	61 65	
												147	H	Stony Brook	48 79	
												215	H	Sacred Heart	46 74	
												226	A	Holy Cross	53 61	
												235	A	Niagara	51 61	
												266	A	Siena	56 62	
												282	A	St. Francis Brooklyn	65 73	
												283	A	Albany (NY)	54 60	
												293	A	Canisius	44 47	
												327	H	Detroit Mercy	56 58	
												329	H	Lafayette	60 49	
												332	H	Iona	55 33	
												351	H	LIU Brooklyn	61 46	
LAST 12 Division I GAMES:																
								79	H	Wright St.	44 60	332	H	Iona	55 33	
								123	H	Drexel	39 53	266	A	Siena	56 62	
								329	H	Lafayette	60 49	235	A	Niagara	51 61	
								138	A	Fordham	61 65	293	A	Canisius	44 47	
								327	H	Detroit Mercy	56 58	226	A	Holy Cross	53 61	
								147	H	Stony Brook	48 79	215	H	Sacred Heart	46 74	

Non-Div I Games:

Manhattan

Average RPI	Win:	230	WON-LOST	WINNING	LAST 10	STRENGTH OF	OPP. STRENGTH	TEAM	ADJ.	CONF.	ADJ CONF.
Average RPI	Loss:	95	RECORD	PCT. RANK	GAMES	SCHEDULE	OF SCHEDULE	RPI	RPI	RPI	RPI
DIV. I ONLY		13- 5	60	7-3	246	181	126	126	27	27	
DIV. I NON-CONF.		8- 4	91	0- 0	215	126	109	109	28	28	

TOTALS	RPI 1-25		RPI 26-50		W-L RECORDS	RPI 51-100		RPI 101-150		RPI 150+	
13- 5	0- 0		0- 1		OVERALL	1- 3		0- 0		12- 1	
5- 2	0- 0		0- 0		HOME	1- 1		0- 0		4- 1	
6- 2	0- 0		0- 1		AWAY	0- 1		0- 0		6- 0	
2- 1	0- 0		0- 0		NEUTRAL	0- 1		0- 0		2- 0	
8- 4	0- 0		0- 1		NON-CONFERENCE	1- 2		0- 0		7- 1	
3- 1	0- 0		0- 0		HOME	1- 0		0- 0		2- 1	
3- 2	0- 0		0- 1		AWAY	0- 1		0- 0		3- 0	
2- 1	0- 0		0- 0		NEUTRAL	0- 1		0- 0		2- 0	
5- 1	0- 0		0- 0		CONFERENCE	0- 1		0- 0		5- 0	
2- 1	0- 0		0- 0		HOME	0- 1		0- 0		2- 0	
3- 0	0- 0		0- 0		AWAY	0- 0		0- 0		3- 0	
0- 0	0- 0		0- 0		NEUTRAL	0- 0		0- 0		0- 0	

RPI	S	Opponent	Score	RPI	S	Opponent	Score	RPI	S	Opponent	Score	RPI	S	Opponent	Score
				50	A	Duke	56 64	52	H	Northeastern	90 84	170	H	Boston U.	68 57
								70	H	Qui nni pi ac	69 76	185	A	El on	61 57
								79	N	Wright St.	60 76	192	H	Massachusetts	55 70
								86	A	Princeton	57 60	205	A	Navy	72 48
												235	A	Ni agara	87 58
												236	H	Temple	74 68
												246	N	Stetson	76 69
												254	H	Monmouth	69 45
												259	N	Hofstra	71 57
												266	H	Si ena	88 59
												283	A	Al bany (NY)	74 56
												293	A	Can i si us	71 66
												309	A	Fai rfi el d	56 46

Team's RPI: 126															
LAST 12 Di v i s i o n I GAMES:															
192	H	Massachusetts	55 70	266	H	Si ena	88 59	254	H	Monmouth	69 45	309	A	Fai rfi el d	56 46
52	H	Northeastern	90 84	70	H	Qui nni pi ac	69 76	70	H	Qui nni pi ac	69 76	293	A	Can i si us	71 66
86	A	Princeton	57 60	235	A	Ni agara	87 58	236	H	Temple	74 68	246	N	Stetson	76 69
283	A	Al bany (NY)	74 56	259	N	Hofstra	71 57	266	H	Si ena	88 59	283	A	Al bany (NY)	74 56
50	A	Duke	56 64	293	A	Can i si us	71 66	293	A	Can i si us	71 66	309	A	Fai rfi el d	56 46
185	A	El on	61 57	309	A	Fai rfi el d	56 46	309	A	Fai rfi el d	56 46				

Non-Di v I Games:

Marist

Average RPI Win:	109	WON-LOST	WINNING	LAST 10	STRENGTH OF	OPP. STRENGTH	TEAM	ADJ.	CONF.	ADJ CONF.
Average RPI Loss:	16	RECORD	PCT. RANK	GAMES	SCHEDULE	OF SCHEDULE	RPI	RPI	RPI	RPI
DIV. I ONLY	15- 3	24	9-1	23	11	14	14	5	5	
DIV. I NON-CONF.	9- 3	61	1- 0	27	12	18	18	4	4	

TOTALS	RPI 1-25	RPI 26-50	W-L RECORDS	RPI 51-100	RPI 101-150	RPI 150+				
15- 3	0- 2	3- 1	OVERALL	8- 0	0- 0	4- 0				
11- 1	0- 1	3- 0	HOME	5- 0	0- 0	3- 0				
4- 2	0- 1	0- 1	AWAY	3- 0	0- 0	1- 0				
0- 0	0- 0	0- 0	NEUTRAL	0- 0	0- 0	0- 0				
9- 3	0- 2	2- 1	NON-CONFERENCE	3- 0	0- 0	4- 0				
7- 1	0- 1	2- 0	HOME	2- 0	0- 0	3- 0				
2- 2	0- 1	0- 1	AWAY	1- 0	0- 0	1- 0				
0- 0	0- 0	0- 0	NEUTRAL	0- 0	0- 0	0- 0				
6- 0	0- 0	1- 0	CONFERENCE	5- 0	0- 0	0- 0				
4- 0	0- 0	1- 0	HOME	3- 0	0- 0	0- 0				
2- 0	0- 0	0- 0	AWAY	2- 0	0- 0	0- 0				
0- 0	0- 0	0- 0	NEUTRAL	0- 0	0- 0	0- 0				

RPI 1-25				Team's RPI: 14				RPI 26-50				RPI 51-100				RPI 101+			
RPI	S	Opponent	Score					RPI	S	Opponent	Score	RPI	S	Opponent	Score	RPI	S	Opponent	Score
1	H	Notre Dame	63	87				28	H	South Dakota St.	91 52	52	A	Villanova	91 55	151	H	Montana St.	100 52
9	A	Mississippi St.	82	87				33	H	DePaul	96 63	61	H	Creighton	85 67	183	A	Milwaukee	83 74
								38	A	Miami (FL)	55 63	69	H	Michigan	85 74	257	H	Binghamton	93 40
								47	H	Green Bay	80 54	74	A	Northwestern	76 57	336	H	UIC	96 32
												75	H	UNI	102 61				
												83	A	Georgetown	72 62				
												87	H	Seton Hall	96 60				
												93	H	Providence	85 46				
LAST 12 Division I GAMES:																			
61	H	Creighton	85 67					75	H	UNI	102 61								
93	H	Providence	85 46					38	A	Miami (FL)	55 63								
1	H	Notre Dame	63 87					87	H	Seton Hall	96 60								
257	H	Binghamton	93 40					83	A	Georgetown	72 62								
47	H	Green Bay	80 54					52	A	Villanova	91 55								
74	A	Northwestern	76 57					33	H	DePaul	96 63								

Non-Div I Games:

Marquette

Average RPI Win:	264	WON-LOST	WINNING	LAST 10	STRENGTH OF	OPP. STRENGTH	TEAM	ADJ.	CONF.	ADJ CONF.
Average RPI Loss:	132	RECORD	PCT. RANK	GAMES	SCHEDULE	OF SCHEDULE	RPI	RPI	RPI	RPI
DIV. I ONLY	9- 8	157	7-3	321	142	229	229	16	16	
DIV. I NON-CONF.	5- 7	206	0- 0	332	177	313	313	19	19	

TOTALS	RPI 1-25	RPI 26-50	W-L RECORDS	RPI 51-100	RPI 101-150	RPI 150+				
9- 8	0- 0	0- 1	OVERALL	1- 1	0- 3	8- 3				
7- 2	0- 0	0- 0	HOME	1- 1	0- 1	6- 0				
2- 6	0- 0	0- 1	AWAY	0- 0	0- 2	2- 3				
0- 0	0- 0	0- 0	NEUTRAL	0- 0	0- 0	0- 0				
5- 7	0- 0	0- 1	NON-CONFERENCE	0- 1	0- 2	5- 3				
5- 2	0- 0	0- 0	HOME	0- 1	0- 1	5- 0				
0- 5	0- 0	0- 1	AWAY	0- 0	0- 1	0- 3				
0- 0	0- 0	0- 0	NEUTRAL	0- 0	0- 0	0- 0				
4- 1	0- 0	0- 0	CONFERENCE	1- 0	0- 1	3- 0				
2- 0	0- 0	0- 0	HOME	1- 0	0- 0	1- 0				
2- 1	0- 0	0- 0	AWAY	0- 0	0- 1	2- 0				
0- 0	0- 0	0- 0	NEUTRAL	0- 0	0- 0	0- 0				

RPI 1-25				RPI 26-50				RPI 51-100				RPI 101+				Team's RPI: 23	
RPI	S	Opponent	Score	RPI	S	Opponent	Score	RPI	S	Opponent	Score	RPI	S	Opponent	Score		
39	A	Clemson	54 68					55	H	Old Dominion	57 48	107	A	Appalachian St.	52 74		
								96	H	Towson	69 76	108	A	Western Ky.	55 85		
												150	H	Indiana St.	53 62		
												157	A	Wisconsin	49 67		
												164	H	Charlotte	63 62		
												168	A	Southern Ill.	49 58		
												228	A	Bowling Green	76 99		
												268	H	Cleveland St.	86 64		
												289	A	Fla. Atlantic	72 67		
												298	H	Coppin St.	88 67		
												302	H	Tennessee St.	80 59		
												311	A	FIU	86 58		
												341	H	Evansville	72 65		
												347	H	Delaware St.	75 63		
LAST 12 Division I GAMES:																	
				96	H	Towson	69 76					311	A	FIU	86 58		
				39	A	Clemson	54 68					289	A	Fla. Atlantic	72 67		
				302	H	Tennessee St.	80 59					108	A	Western Ky.	55 85		
				268	H	Cleveland St.	86 64					164	H	Charlotte	63 62		
				157	A	Wisconsin	49 67					55	H	Old Dominion	57 48		
				298	H	Coppin St.	88 67					347	H	Delaware St.	75 63		

Non-Div I Games: Bluefield St. 82 29

Marshall

Average RPI Win:	155	WON-LOST	WINNING	LAST 10	STRENGTH OF	OPP. STRENGTH	TEAM	ADJ.	CONF.	ADJ CONF.
Average RPI Loss:	21	RECORD	PCT. RANK	GAMES	SCHEDULE	OF SCHEDULE	RPI	RPI	RPI	RPI
DIV. I ONLY	15- 2	14	8-2	145	31	31	31	4	4	
DIV. I NON-CONF.	11- 0	1	0- 0	266	80	34	34	5	5	

TOTALS	RPI 1-25	RPI 26-50	W-L RECORDS	RPI 51-100	RPI 101-150	RPI 150+				
15- 2	1- 1	1- 1	OVERALL	5- 0	2- 0	6- 0				
8- 1	0- 1	1- 0	HOME	3- 0	1- 0	3- 0				
5- 1	1- 0	0- 1	AWAY	1- 0	1- 0	2- 0				
2- 0	0- 0	0- 0	NEUTRAL	1- 0	0- 0	1- 0				
11- 0	1- 0	1- 0	NON-CONFERENCE	2- 0	1- 0	6- 0				
6- 0	0- 0	1- 0	HOME	1- 0	1- 0	3- 0				
3- 0	1- 0	0- 0	AWAY	0- 0	0- 0	2- 0				
2- 0	0- 0	0- 0	NEUTRAL	1- 0	0- 0	1- 0				
4- 2	0- 1	0- 1	CONFERENCE	3- 0	1- 0	0- 0				
2- 1	0- 1	0- 0	HOME	2- 0	0- 0	0- 0				
2- 1	0- 0	0- 1	AWAY	1- 0	1- 0	0- 0				
0- 0	0- 0	0- 0	NEUTRAL	0- 0	0- 0	0- 0				

RPI 1-25				RPI 26-50				RPI 51-100				RPI 101+			
RPI	S	Opponent	Score	RPI	S	Opponent	Score	RPI	S	Opponent	Score	RPI	S	Opponent	Score
16	H	Rutgers	65 73	26	A	Michigan St.	60 77	54	H	James Madison	87 63	109	H	Dayton	82 71
23	A	South Carolina	85 61	46	H	Georgia Tech	67 54	69	H	Michigan	83 69	112	A	Penn St.	77 61
								80	A	Nebraska	81 63	196	A	Delaware	77 53
								82	H	Ohio St.	75 69	197	A	George Washington	69 30
								95	N	Georgia	58 51	298	H	Coppin St.	93 36
												314	H	Loyola Maryland	83 48
												316	H	UMBC	92 61
												330	N	Morgan St.	68 44

LAST 12 Division I GAMES:															
196	A	Delaware	77 53	26	A	Michigan St.	60 77	69	H	Michigan	83 69				
314	H	Loyola Maryland	83 48					80	A	Nebraska	81 63				
54	H	James Madison	87 63					82	H	Ohio St.	75 69				
316	H	UMBC	92 61					16	H	Rutgers	65 73				
46	H	Georgia Tech	67 54					112	A	Penn St.	77 61				
95	N	Georgia	58 51												

Non-Div I Games:

Maryland

Massachusetts

Through Games Of Jan. 19, 2019

Average RPI Win:	237	WON-LOST	WINNING	LAST 10	STRENGTH OF	OPP. STRENGTH	TEAM	ADJ.	CONF.	ADJ CONF.
Average RPI Loss:	159	RECORD	PCT. RANK	GAMES	SCHEDULE	OF SCHEDULE	RPI	RPI	RPI	RPI
DIV. I ONLY	10- 8	141	5-5	245	267	192	192	17	17	
DIV. I NON-CONF.	8- 6	138	0- 0	225	307	194	194	17	17	

TOTALS	RPI 1-25	RPI 26-50	W-L RECORDS	RPI 51-100	RPI 101-150	RPI 150+				
10- 8	0- 0	0- 0	OVERALL	0- 3	1- 1	9- 4				
6- 3	0- 0	0- 0	HOME	0- 0	0- 0	6- 3				
3- 4	0- 0	0- 0	AWAY	0- 2	1- 1	2- 1				
1- 1	0- 0	0- 0	NEUTRAL	0- 1	0- 0	1- 0				
8- 6	0- 0	0- 0	NON-CONFERENCE	0- 3	1- 0	7- 3				
5- 2	0- 0	0- 0	HOME	0- 0	0- 0	5- 2				
2- 3	0- 0	0- 0	AWAY	0- 2	1- 0	1- 1				
1- 1	0- 0	0- 0	NEUTRAL	0- 1	0- 0	1- 0				
2- 2	0- 0	0- 0	CONFERENCE	0- 0	0- 1	2- 1				
1- 1	0- 0	0- 0	HOME	0- 0	0- 0	1- 1				
1- 1	0- 0	0- 0	AWAY	0- 0	0- 1	1- 0				
0- 0	0- 0	0- 0	NEUTRAL	0- 0	0- 0	0- 0				

RPI 1-25				RPI 26-50				RPI 51-100				RPI 101+ Team's RPI: 192			
RPI	S	Opponent	Score	RPI	S	Opponent	Score	RPI	S	Opponent	Score	RPI	S	Opponent	Score
								51	N	Bucknell	58 77	109	A	Dayton	47 75
								52	A	Northeastern	52 53	126	A	Marist	70 55
								96	A	Towson	53 78	170	H	Boston U.	66 55
												199	H	George Mason	52 70
												201	H	North Dakota	52 59
												209	H	Saint Louis	70 66
												211	A	Brown	90 61
												215	H	Sacred Heart	78 61
												248	H	UTRGV	74 70
												266	A	Siena	59 64
												273	A	La Salle	74 60
												291	H	Central Conn. St.	74 59
												295	H	UMass Lowell	59 62
												309	N	Fairfield	59 49
												313	H	Incarinate Word	71 59

LAST 12 Division I GAMES:															
266	A	Siena	59 64	199	H	George Mason	52 70								
170	H	Boston U.	66 55	273	A	La Salle	74 60								
313	H	Incarinate Word	71 59	109	A	Dayton	47 75								
52	A	Northeastern	52 53	209	H	Saint Louis	70 66								
201	H	North Dakota	52 59	126	A	Marist	70 55								
309	N	Fairfield	59 49	295	H	UMass Lowell	59 62								

Non-Div I Games:

Massachusetts

Loss, Non-Conf, S Site, H Home A Away N Neutral

Average RPI Win:	224	WON-LOST	WINNING	LAST 10	STRENGTH OF	OPP. STRENGTH	TEAM	ADJ.	CONF.	ADJ CONF.
Average RPI Loss:	194	RECORD	PCT. RANK	GAMES	SCHEDULE	OF SCHEDULE	RPI	RPI	RPI	RPI
DIV. I ONLY	2- 12	328	4-6	249	290	320	320	26	26	
DIV. I NON-CONF.	0- 8	336	0- 0	72	271	306	306	22	22	

TOTALS	RPI 1-25	RPI 26-50	W-L RECORDS	RPI 51-100	RPI 101-150	RPI 150+				
2- 12	0- 1	0- 0	OVERALL	0- 2	0- 1	2- 8				
1- 3	0- 0	0- 0	HOME	0- 0	0- 1	1- 2				
1- 9	0- 1	0- 0	AWAY	0- 2	0- 0	1- 6				
0- 0	0- 0	0- 0	NEUTRAL	0- 0	0- 0	0- 0				
0- 8	0- 1	0- 0	NON-CONFERENCE	0- 2	0- 1	0- 4				
0- 2	0- 0	0- 0	HOME	0- 0	0- 1	0- 1				
0- 6	0- 1	0- 0	AWAY	0- 2	0- 0	0- 3				
0- 0	0- 0	0- 0	NEUTRAL	0- 0	0- 0	0- 0				
2- 4	0- 0	0- 0	CONFERENCE	0- 0	0- 0	2- 4				
1- 1	0- 0	0- 0	HOME	0- 0	0- 0	1- 1				
1- 3	0- 0	0- 0	AWAY	0- 0	0- 0	1- 3				
0- 0	0- 0	0- 0	NEUTRAL	0- 0	0- 0	0- 0				

RPI 1-25				RPI 26-50				RPI 51-100				RPI 101+ Team's RPI: 320			
RPI	S	Opponent	Score	RPI	S	Opponent	Score	RPI	S	Opponent	Score	RPI	S	Opponent	Score
25	A	Texas	40 96					63	A	LSU	36 86	139	H	Louisiana Tech	48 89
								100	A	Rice	65 93	153	A	UAB	48 91
												167	A	Grambling	51 75
												172	A	Abilene Christian	52 109
												214	A	Nicholls St.	69 68
												233	H	Southeastern La.	62 56
												264	H	Louisiana	59 70
												284	A	New Orleans	76 88
												313	H	Incarnate Word	66 68
												321	A	La. -Monroe	60 69
												324	A	Northwestern St.	63 82
LAST 12 Division I GAMES:															
139	H	Louisiana Tech	48 89	233	H	Southeastern La.	62 56	63	A	LSU	36 86	214	A	Nicholls St.	69 68
153	A	UAB	48 91	284	A	New Orleans	76 88	100	A	Rice	65 93	172	A	Abilene Christian	52 109
321	A	La. -Monroe	60 69	324	A	Northwestern St.	63 82	313	H	Incarnate Word	66 68				
25	A	Texas	40 96												

Non-Div I Games: LSU-Alexandria 60 68 Southern-N. O. 106 54 Louisiana Col. 86 68

McNeese

Average RPI Win:	256	WON-LOST	WINNING	LAST 10	STRENGTH OF	OPP. STRENGTH	TEAM	ADJ.	CONF.	ADJ CONF.
Average RPI Loss:	149	RECORD	PCT. RANK	GAMES	SCHEDULE	OF SCHEDULE	RPI	RPI	RPI	RPI
DIV. I ONLY	7- 10	220	5-5	229	224	252	252	9	9	
DIV. I NON-CONF.	5- 8	224	0- 0	289	242	303	303	9	9	

TOTALS	RPI 1-25	RPI 26-50	W-L RECORDS	RPI 51-100	RPI 101-150	RPI 150+				
7- 10	0- 1	0- 0	OVERALL	0- 1	0- 3	7- 5				
5- 5	0- 1	0- 0	HOME	0- 1	0- 2	5- 1				
1- 5	0- 0	0- 0	AWAY	0- 0	0- 1	1- 4				
1- 0	0- 0	0- 0	NEUTRAL	0- 0	0- 0	1- 0				
5- 8	0- 0	0- 0	NON-CONFERENCE	0- 1	0- 2	5- 5				
4- 4	0- 0	0- 0	HOME	0- 1	0- 2	4- 1				
0- 4	0- 0	0- 0	AWAY	0- 0	0- 0	0- 4				
1- 0	0- 0	0- 0	NEUTRAL	0- 0	0- 0	1- 0				
2- 2	0- 1	0- 0	CONFERENCE	0- 0	0- 1	2- 0				
1- 1	0- 1	0- 0	HOME	0- 0	0- 0	1- 0				
1- 1	0- 0	0- 0	AWAY	0- 0	0- 1	1- 0				
0- 0	0- 0	0- 0	NEUTRAL	0- 0	0- 0	0- 0				

RPI 1-25				RPI 26-50				RPI 51-100				RPI 101+				Team's RPI: 252
RPI	S	Opponent	Score	RPI	S	Opponent	Score	RPI	S	Opponent	Score	RPI	S	Opponent	Score	
17	H	UCF	55 68					94	H	Toledo	48 58	106	H	Little Rock	60 63	
												137	A	Tulsa	39 46	
												139	H	Louisiana Tech	50 66	
												153	A	UAB	54 85	
												163	A	Arkansas St.	66 77	
												178	N	Mercer	59 53	
												197	A	George Washington	38 51	
												204	A	Coastal Caro.	71 90	
												217	H	Southeast Mo. St.	69 57	
												220	H	East Carolina	58 46	
												224	H	Samford	53 48	
												270	A	Wichita St.	71 50	
												284	H	New Orleans	59 66	
												333	H	Jackson St.	68 67	
												349	H	N.C. Central	77 56	
LAST 12 Division I GAMES:																
106	H	Little Rock	60 63	220	H	East Carolina	58 46									
217	H	Southeast Mo. St.	69 57	270	A	Wichita St.	71 50									
224	H	Samford	53 48	137	A	Tulsa	39 46									
284	H	New Orleans	59 66	17	H	UCF	55 68									
94	H	Toledo	48 58	197	A	George Washington	38 51									
204	A	Coastal Caro.	71 90	349	H	N.C. Central	77 56									

Non-Div I Games:

Memphis

Average RPI Win: 241
Average RPI Loss: 137

WON-LOST
RECORD

WINNING
PCT. RANK

LAST 10
GAMES

STRENGTH OF
SCHEDULE

OPP. STRENGTH
OF SCHEDULE

TEAM
RPI

ADJ.
RPI

CONF.
RPI

ADJ CONF.
RPI

DIV. I ONLY	11- 7	109	7-3	270	172	178	178	24	24
DIV. I NON-CONF.	8- 7	160	0- 0	203	158	181	181	25	25

TOTALS	RPI 1-25	RPI 26-50	W-L RECORDS	RPI 51-100	RPI 101-150	RPI 150+			
11- 7	0- 2	0- 0	OVERALL	0- 1	0- 1	11- 3			
5- 3	0- 2	0- 0	HOME	0- 0	0- 0	5- 1			
5- 3	0- 0	0- 0	AWAY	0- 1	0- 1	5- 1			
1- 1	0- 0	0- 0	NEUTRAL	0- 0	0- 0	1- 1			
8- 7	0- 2	0- 0	NON-CONFERENCE	0- 1	0- 1	8- 3			
4- 3	0- 2	0- 0	HOME	0- 0	0- 0	4- 1			
3- 3	0- 0	0- 0	AWAY	0- 1	0- 1	3- 1			
1- 1	0- 0	0- 0	NEUTRAL	0- 0	0- 0	1- 1			
3- 0	0- 0	0- 0	CONFERENCE	0- 0	0- 0	3- 0			
1- 0	0- 0	0- 0	HOME	0- 0	0- 0	1- 0			
2- 0	0- 0	0- 0	AWAY	0- 0	0- 0	2- 0			
0- 0	0- 0	0- 0	NEUTRAL	0- 0	0- 0	0- 0			

RPI 1-25				RPI 26-50				RPI 51-100				RPI 101+ Team's RPI: 178			
RPI	S	Opponent	Score	RPI	S	Opponent	Score	RPI	S	Opponent	Score	RPI	S	Opponent	Score
17	H	UCF	42 76					95	A	Georgi a	60 67	110	A	Wake Forest	54 69
22	H	Florida St.	56 57									164	H	Charlotte	57 40
												191	H	UNC Asheville	61 47
												197	A	George Washington	61 53
												202	H	Florida	92 82
												203	A	Jacksonville	66 71
												223	A	Howard	85 70
												224	H	Samford	76 68
												228	N	Bowling Green	76 63
												252	N	Memphis	53 59
												260	H	Col umbi a	68 72
												277	A	Ga. Southern	79 72
												296	H	Kennesaw St.	64 48
												318	A	UNC Greensboro	71 58
												326	A	Western Caro.	69 67
LAST 12 Division I GAMES:															
197	A	George Washington	61 53	318	A	UNC Greensboro	71 58								
223	A	Howard	85 70	326	A	Western Caro.	69 67								
164	H	Charlotte	57 40	224	H	Samford	76 68								
22	H	Florida St.	56 57	260	H	Col umbi a	68 72								
296	H	Kennesaw St.	64 48	203	A	Jacksonville	66 71								
95	A	Georgi a	60 67	191	H	UNC Asheville	61 47								

Non-Div I Games:

Mercer

Loss, Non-Conf, S Site, H Home A Away N Neutral

Average RPI Win:	156	WON-LOST	WINNING	LAST 10	STRENGTH OF	OPP. STRENGTH	TEAM	ADJ.	CONF.	ADJ CONF.
Average RPI Loss:	29	RECORD	PCT. RANK	GAMES	SCHEDULE	OF SCHEDULE	RPI	RPI	RPI	RPI
DIV. I ONLY	15- 4	35	8-2	99	17	38	38	1	1	
DIV. I NON-CONF.	12- 3	52	2- 1	148	25	51	51	1	1	

TOTALS	RPI 1-25	RPI 26-50	W-L RECORDS	RPI 51-100	RPI 101-150	RPI 150+				
15- 4	1- 2	1- 2	OVERALL	4- 0	3- 0	6- 0				
10- 2	1- 1	0- 1	HOME	4- 0	1- 0	4- 0				
3- 2	0- 1	1- 1	AWAY	0- 0	1- 0	1- 0				
2- 0	0- 0	0- 0	NEUTRAL	0- 0	1- 0	1- 0				
12- 3	1- 2	0- 1	NON-CONFERENCE	3- 0	2- 0	6- 0				
9- 1	1- 1	0- 0	HOME	3- 0	1- 0	4- 0				
1- 2	0- 1	0- 1	AWAY	0- 0	0- 0	1- 0				
2- 0	0- 0	0- 0	NEUTRAL	0- 0	1- 0	1- 0				
3- 1	0- 0	1- 1	CONFERENCE	1- 0	1- 0	0- 0				
1- 1	0- 0	0- 1	HOME	1- 0	0- 0	0- 0				
2- 0	0- 0	1- 0	AWAY	0- 0	1- 0	0- 0				
0- 0	0- 0	0- 0	NEUTRAL	0- 0	0- 0	0- 0				

RPI 1-25				RPI 26-50				Team's RPI: 38				RPI 51-100				RPI 101+			
RPI	S	Opponent	Score	RPI	S	Opponent	Score	RPI	S	Opponent	Score	RPI	S	Opponent	Score	RPI	S	Opponent	Score
12	A	Iowa St.	52 75	39	H	Clemson	67 76	77	H	Virginia Tech	68 61	103	N	Alabama	101 74				
14	H	Marquette	63 55	45	A	Purdue	63 74	80	H	Nebraska	82 68	110	A	Wake Forest	72 57				
18	H	Central Mich.	80 90	50	A	Duke	58 50	91	H	SFA	81 60	122	H	Colorado	73 58				
								92	H	Hartford	75 62	174	N	Vanderbilt	90 65				
												236	H	Temple	73 61				
												244	H	UMES	71 53				
												284	H	New Orleans	78 38				
												311	A	FIU	94 43				
												345	H	Florida A&M	103 54				

LAST 12 Division I GAMES:																			
				77	H	Virginia Tech	68 61					92	H	Hartford	75 62				
				18	H	Central Mich.	80 90					14	H	Marquette	63 55				
				345	H	Florida A&M	103 54					12	A	Iowa St.	52 75				
				103	N	Alabama	101 74					50	A	Duke	58 50				
				174	N	Vanderbilt	90 65					39	H	Clemson	67 76				
				244	H	UMES	71 53					110	A	Wake Forest	72 57				

Non-Div I Games:

Average RPI Win:	214	WON-LOST	WINNING	LAST 10	STRENGTH OF	OPP. STRENGTH	TEAM	ADJ.	CONF.	ADJ CONF.
Average RPI Loss:	125	RECORD	PCT. RANK	GAMES	SCHEDULE	OF SCHEDULE	RPI	RPI	RPI	RPI

DIV. I ONLY	11- 4	56	7-3	242	179	101	101	8	8
DIV. I NON-CONF.	8- 2	52	0- 0	337	278	143	143	8	8

TOTALS	RPI 1-25	RPI 26-50	W-L RECORDS	RPI 51-100	RPI 101-150	RPI 150+			
11- 4	1- 1	0- 1	OVERALL	1- 0	1- 1	8- 1			
5- 1	0- 0	0- 1	HOME	1- 0	1- 0	3- 0			
6- 3	1- 1	0- 0	AWAY	0- 0	0- 1	5- 1			
0- 0	0- 0	0- 0	NEUTRAL	0- 0	0- 0	0- 0			
8- 2	0- 1	0- 0	NON-CONFERENCE	0- 0	1- 0	7- 1			
3- 0	0- 0	0- 0	HOME	0- 0	1- 0	2- 0			
5- 2	0- 1	0- 0	AWAY	0- 0	0- 0	5- 1			
0- 0	0- 0	0- 0	NEUTRAL	0- 0	0- 0	0- 0			
3- 2	1- 0	0- 1	CONFERENCE	1- 0	0- 1	1- 0			
2- 1	0- 0	0- 1	HOME	1- 0	0- 0	1- 0			
1- 1	1- 0	0- 0	AWAY	0- 0	0- 1	0- 0			
0- 0	0- 0	0- 0	NEUTRAL	0- 0	0- 0	0- 0			

RPI 1-25				RPI 26-50				RPI 51-100				RPI 101+ Team's RPI: 101			
RPI	S	Opponent	Score	RPI	S	Opponent	Score	RPI	S	Opponent	Score	RPI	S	Opponent	Score
6	A	Louisville	73 95	35	H	Buffalo	59 66	94	H	Toledo	65 64	113	A	Northern Ill.	71 82
18	A	Central Mich.	70 67									115	H	Cincinnati	78 65
												156	H	High Point	68 55
												186	H	Ball St.	60 57
												198	A	Jacksonville St.	58 41
												293	A	Canisius	62 59
												306	A	Valparaiso	68 47
												323	H	Eastern Ky.	60 44
												327	A	Detroit Mercy	78 59
												336	A	UIC	65 56
												345	A	Florida A&M	56 57
LAST 12 Division I GAMES:															
345	A	Florida A&M	56 57	186	H	Ball St.	60 57								
306	A	Valparaiso	68 47	18	A	Central Mich.	70 67								
115	H	Cincinnati	78 65	35	H	Buffalo	59 66								
336	A	UIC	65 56	94	H	Toledo	65 64								
6	A	Louisville	73 95	113	A	Northern Ill.	71 82								
156	H	High Point	68 55	198	A	Jacksonville St.	58 41								

Non-Div I Games: Ohio Dominican 74 29

Miami (OH)

Average RPI Win: 211 WON-LOST RECORD WINNING PCT. RANK LAST 10 GAMES STRENGTH OF SCHEDULE OPP. STRENGTH OF SCHEDULE TEAM RPI ADJ. RPI CONF. RPI ADJ CONF. RPI

DIV. I ONLY	11- 7	109	6-4	89	77	69	69	4	4
DIV. I NON-CONF.	9- 3	61	1- 1	217	143	80	80	5	5
TOTALS	RPI 1-25	RPI 26-50	W-L RECORDS	RPI 51-100	RPI 101-150	RPI 150+			
11- 7	0- 4	1- 2	OVERALL	3- 1	0- 0	7- 0			
7- 0	0- 0	0- 0	HOME	2- 0	0- 0	5- 0			
2- 6	0- 3	0- 2	AWAY	0- 1	0- 0	2- 0			
2- 1	0- 1	1- 0	NEUTRAL	1- 0	0- 0	0- 0			
9- 3	0- 3	1- 0	NON-CONFERENCE	1- 0	0- 0	7- 0			
5- 0	0- 0	0- 0	HOME	0- 0	0- 0	5- 0			
2- 2	0- 2	0- 0	AWAY	0- 0	0- 0	2- 0			
2- 1	0- 1	1- 0	NEUTRAL	1- 0	0- 0	0- 0			
2- 4	0- 1	0- 2	CONFERENCE	2- 1	0- 0	0- 0			
2- 0	0- 0	0- 0	HOME	2- 0	0- 0	0- 0			
0- 4	0- 1	0- 2	AWAY	0- 1	0- 0	0- 0			
0- 0	0- 0	0- 0	NEUTRAL	0- 0	0- 0	0- 0			

RPI	S	Opponent	Score	RPI	S	Opponent	Score	RPI	S	Opponent	Score	RPI	S	Opponent	Score
7	A	NC State	55 66	31	A	Maryl and	69 83	74	H	Northwestern	79 78	184	H	Southern U.	76 35
11	A	Iowa	61 75	32	N	Missouri	70 54	80	A	Nebraska	56 70	251	H	Mt. St. Mary's	88 40
14	A	Marquette	74 85	45	A	Purdue	70 71	88	H	Minnesota	76 60	292	A	Oakland	85 59
25	N	Texas	52 69					99	N	Washington	80 73	294	A	Western Mich.	79 42
												327	H	Detroit Mercy	95 62
												330	H	Morgan St.	70 47
												351	H	LIU Brooklyn	83 38
LAST 12 Division I GAMES:															
88	H	Minnesota	76 60	99	N	Washington	80 73	25	N	Texas	52 69	11	A	Iowa	61 75
80	A	Nebraska	56 70	25	N	Texas	52 69	31	A	Maryl and	69 83	74	H	Northwestern	79 78
184	H	Southern U.	76 35	11	A	Iowa	61 75	45	A	Purdue	70 71				
330	H	Morgan St.	70 47												
292	A	Oakland	85 59												
351	H	LIU Brooklyn	83 38												

Non-Div I Games:

Michigan

Average RPI Win:	153	WON-LOST	WINNING	LAST 10	STRENGTH OF	OPP. STRENGTH	TEAM	ADJ.	CONF.	ADJ CONF.
Average RPI Loss:	47	RECORD	PCT. RANK	GAMES	SCHEDULE	OF SCHEDULE	RPI	RPI	RPI	RPI
DIV. I ONLY	13- 4	41	7-3	63	19	26	26	4	4	
DIV. I NON-CONF.	10- 1	19	0- 0	200	34	39	39	5	5	

TOTALS	RPI 1-25	RPI 26-50	W-L RECORDS	RPI 51-100	RPI 101-150	RPI 150+				
13- 4	2- 2	1- 0	OVERALL	4- 2	0- 0	6- 0				
10- 0	2- 0	1- 0	HOME	3- 0	0- 0	4- 0				
2- 3	0- 1	0- 0	AWAY	1- 2	0- 0	1- 0				
1- 1	0- 1	0- 0	NEUTRAL	0- 0	0- 0	1- 0				
10- 1	1- 1	0- 0	NON-CONFERENCE	3- 0	0- 0	6- 0				
7- 0	1- 0	0- 0	HOME	2- 0	0- 0	4- 0				
2- 0	0- 0	0- 0	AWAY	1- 0	0- 0	1- 0				
1- 1	0- 1	0- 0	NEUTRAL	0- 0	0- 0	1- 0				
3- 3	1- 1	1- 0	CONFERENCE	1- 2	0- 0	0- 0				
3- 0	1- 0	1- 0	HOME	1- 0	0- 0	0- 0				
0- 3	0- 1	0- 0	AWAY	0- 2	0- 0	0- 0				
0- 0	0- 0	0- 0	NEUTRAL	0- 0	0- 0	0- 0				

RPI 1-25				RPI 26-50				RPI 51-100				RPI 101+			
RPI	S	Opponent	Score	RPI	S	Opponent	Score	RPI	S	Opponent	Score	RPI	S	Opponent	Score
5	H	Oregon	88 82	31	H	Maryland	77 60	74	A	Northwestern	62 70	228	H	Bowling Green	99 69
7	N	NC State	74 78					79	H	Wright St.	84 68	239	H	ETSU	75 53
11	H	Iowa	84 70					82	A	Ohio St.	55 65	241	H	Texas Southern	91 45
24	A	Indiana	64 68					88	H	Minnesota	86 68	289	H	Fla. Atlantic	89 74
								92	A	Hartford	74 66	292	A	Oakland	102 58
								97	H	Virginia	91 66	296	N	Kennesaw St.	75 51

LAST 12 Division I GAMES:															
289	H	Fla. Atlantic	89 74	31	H	Maryland	77 60	82	A	Ohio St.	55 65				
92	A	Hartford	74 66					88	H	Minnesota	86 68				
5	H	Oregon	88 82					24	A	Indiana	64 68				
292	A	Oakland	102 58					74	A	Northwestern	62 70				
241	H	Texas Southern	91 45					11	H	Iowa	84 70				
97	H	Virginia	91 66												

Non-Div I Games:

Michigan St.

Average RPI Win:	215	WON-LOST	WINNING	LAST 10	STRENGTH OF	OPP. STRENGTH	TEAM	ADJ.	CONF.	ADJ CONF.
Average RPI Loss:	85	RECORD	PCT. RANK	GAMES	SCHEDULE	OF SCHEDULE	RPI	RPI	RPI	RPI
DIV. I ONLY	15- 4	35	8-2	205	133	68	68	16	16	
DIV. I NON-CONF.	9- 4	85	0- 1	91	191	52	52	19	19	

TOTALS	RPI 1-25	RPI 26-50	W-L RECORDS	RPI 51-100	RPI 101-150	RPI 150+				
15- 4	0- 0	0- 1	OVERALL	1- 1	2- 2	12- 0				
6- 1	0- 0	0- 0	HOME	0- 1	1- 0	5- 0				
7- 3	0- 0	0- 1	AWAY	1- 0	0- 2	6- 0				
2- 0	0- 0	0- 0	NEUTRAL	0- 0	1- 0	1- 0				
9- 4	0- 0	0- 1	NON-CONFERENCE	1- 1	1- 2	7- 0				
4- 1	0- 0	0- 0	HOME	0- 1	0- 0	4- 0				
3- 3	0- 0	0- 1	AWAY	1- 0	0- 2	2- 0				
2- 0	0- 0	0- 0	NEUTRAL	0- 0	1- 0	1- 0				
6- 0	0- 0	0- 0	CONFERENCE	0- 0	1- 0	5- 0				
2- 0	0- 0	0- 0	HOME	0- 0	1- 0	1- 0				
4- 0	0- 0	0- 0	AWAY	0- 0	0- 0	4- 0				
0- 0	0- 0	0- 0	NEUTRAL	0- 0	0- 0	0- 0				

RPI 1-25				RPI 26-50				RPI 51-100				Team's RPI: 68				RPI 101+			
RPI	S	Opponent	Score	RPI	S	Opponent	Score	RPI	S	Opponent	Score	RPI	S	Opponent	Score	RPI	S	Opponent	Score
				27	A	Kentucky	55 72					71	H	Belmont	38 45	104	A	Tennessee Tech	64 68
												90	A	Troy	67 64	127	N	Chattanooga	58 47
																138	A	Fordham	49 61
																139	H	Louisiana Tech	75 38
																174	H	Vanderbilt	65 58
																177	H	Georgia St.	69 54
																191	H	UNC Asheville	67 46
																212	H	Southern Miss.	66 49
																225	N	Dartmouth	70 58
																227	A	UNLV	66 62
																245	A	Furman	78 71
																255	A	UTSA	72 52
																261	A	UTEP	79 49
																289	A	Fla. Atlantic	74 55
																300	H	Mississippi Val.	101 51
																311	A	FIU	49 43
LAST 12 Division I GAMES:																			
				289	A	Fla. Atlantic	74 55					138	A	Fordham	49 61				
				311	A	FIU	49 43					227	A	UNLV	66 62				
				127	N	Chattanooga	58 47					261	A	UTEP	79 49				
				191	H	UNC Asheville	67 46					255	A	UTSA	72 52				
				27	A	Kentucky	55 72					139	H	Louisiana Tech	75 38				
				90	A	Troy	67 64					212	H	Southern Miss.	66 49				

Non-Div I Games:

Middle Tenn.

Average RPI Win:	246	WON-LOST	WINNING	LAST 10	STRENGTH OF	OPP. STRENGTH	TEAM	ADJ.	CONF.	ADJ CONF.
Average RPI Loss:	89	RECORD	PCT. RANK	GAMES	SCHEDULE	OF SCHEDULE	RPI	RPI	RPI	RPI
DIV. I ONLY	8- 9	188	6-4	194	127	183	183	19	19	
DIV. I NON-CONF.	5- 6	177	0- 0	134	144	175	175	18	18	

TOTALS	RPI 1-25	RPI 26-50	W-L RECORDS	RPI 51-100	RPI 101-150	RPI 150+				
8- 9	0- 3	0- 2	OVERALL	0- 1	1- 1	7- 2				
4- 4	0- 2	0- 1	HOME	0- 0	1- 0	3- 1				
3- 5	0- 1	0- 1	AWAY	0- 1	0- 1	3- 1				
1- 0	0- 0	0- 0	NEUTRAL	0- 0	0- 0	1- 0				
5- 6	0- 3	0- 1	NON-CONFERENCE	0- 0	0- 1	5- 1				
2- 3	0- 2	0- 0	HOME	0- 0	0- 0	2- 1				
2- 3	0- 1	0- 1	AWAY	0- 0	0- 1	2- 0				
1- 0	0- 0	0- 0	NEUTRAL	0- 0	0- 0	1- 0				
3- 3	0- 0	0- 1	CONFERENCE	0- 1	1- 0	2- 1				
2- 1	0- 0	0- 1	HOME	0- 0	1- 0	1- 0				
1- 2	0- 0	0- 0	AWAY	0- 1	0- 0	1- 1				
0- 0	0- 0	0- 0	NEUTRAL	0- 0	0- 0	0- 0				

RPI	S	Opponent	Score	RPI	S	Opponent	Score	RPI	S	Opponent	Score	RPI	S	Opponent	Score	Team's RPI: 183
14	H	Marquette	74 83	47	H	Green Bay	62 76	79	A	Wright St.	57 61	104	H	Youngstown St.	71 68	
22	H	Florida St.	62 87	49	A	Saint Mary's (CA)	71 73					133	A	Fresno St.	48 65	
24	A	Indiana	66 68									157	H	Wisconsin	57 68	
												187	N	UC Riverside	56 54	
												201	A	North Dakota	64 46	
												260	H	Columbia	78 65	
												268	H	Cleveland St.	59 53	
												280	A	Northern Ky.	54 55	
												292	A	Oakland	79 52	
												317	A	North Dakota St.	57 55	
												339	H	Purdue Fort Wayne	70 48	

LAST 12 Division I GAMES:																
22	H	Florida St.	62 87	292	A	Oakland	79 52	268	H	Cleveland St.	59 53	104	H	Youngstown St.	71 68	
317	A	North Dakota St.	57 55	47	H	Green Bay	62 76	280	A	Northern Ky.	54 55	292	A	Wright St.	57 61	
201	A	North Dakota	64 46													
339	H	Purdue Fort Wayne	70 48													
14	H	Marquette	74 83													
187	N	UC Riverside	56 54													

Non-Div I Games:

Milwaukee

Average RPI	Win:	205	WON-LOST	WINNING	LAST 10	STRENGTH OF	OPP. STRENGTH	TEAM	ADJ.	CONF.	ADJ CONF.
Average RPI	Loss:	67	RECORD	PCT. RANK	GAMES	SCHEDULE	OF SCHEDULE	RPI	RPI	RPI	RPI
DIV. I ONLY		13- 4	41	6-4	189	88	88	88	4	4	
DIV. I NON-CONF.		11- 0	1	0- 0	304	147	57	57	5	5	

TOTALS	RPI 1-25		RPI 26-50		W-L RECORDS	RPI 51-100		RPI 101-150		RPI 150+	
13- 4	1- 1		0- 1		OVERALL	1- 1		0- 0		11- 1	
10- 2	1- 1		0- 0		HOME	0- 0		0- 0		9- 1	
3- 2	0- 0		0- 1		AWAY	1- 1		0- 0		2- 0	
0- 0	0- 0		0- 0		NEUTRAL	0- 0		0- 0		0- 0	
11- 0	1- 0		0- 0		NON-CONFERENCE	1- 0		0- 0		9- 0	
9- 0	1- 0		0- 0		HOME	0- 0		0- 0		8- 0	
2- 0	0- 0		0- 0		AWAY	1- 0		0- 0		1- 0	
0- 0	0- 0		0- 0		NEUTRAL	0- 0		0- 0		0- 0	
2- 4	0- 1		0- 1		CONFERENCE	0- 1		0- 0		2- 1	
1- 2	0- 1		0- 0		HOME	0- 0		0- 0		1- 1	
1- 2	0- 0		0- 1		AWAY	0- 1		0- 0		1- 0	
0- 0	0- 0		0- 0		NEUTRAL	0- 0		0- 0		0- 0	

RPI	S	Opponent	Score	RPI	S	Opponent	Score	RPI	S	Opponent	Score	RPI	S	Opponent	Score
4	H	Syracuse	72 68	26	A	Michigan St.	68 86	69	A	Michigan	60 76	157	A	Wisconsin	78 50
11	H	Iowa	63 81					85	A	Boston College	77 69	157	H	Wisconsin	74 56
												162	H	Illinois	62 66
												171	A	Xavier	78 53
												173	H	Rhode Island	91 71
												195	H	Cornell	65 45
												218	H	Air Force	67 50
												238	H	San Diego	53 48
												298	H	Coppin St.	84 52
												310	H	New Hampshire	70 47
												313	H	Incarinate Word	75 39
												348	H	Ark.-Pine Bluff	84 42

Team's RPI: 88															
LAST 12 Division I GAMES:															
173	H	Rhode Island	91 71	157	A	Wisconsin	78 50	11	H	Iowa	63 81	26	A	Michigan St.	68 86
298	H	Coppin St.	84 52	85	A	Boston College	77 69	162	H	Illinois	62 66	69	A	Michigan	60 76
85	A	Boston College	77 69	218	H	Air Force	67 50	157	H	Wisconsin	74 56				
313	H	Incarinate Word	75 39	4	H	Syracuse	72 68								

Non-Div I Games:

Minnesota

Average RPI Win:	131	WON-LOST	WINNING	LAST 10	STRENGTH OF	OPP. STRENGTH	TEAM	ADJ.	CONF.	ADJ CONF.
Average RPI Loss:	5	RECORD	PCT. RANK	GAMES	SCHEDULE	OF SCHEDULE	RPI	RPI	RPI	RPI
DIV. I ONLY	17- 1	2	9-1	32	37	9	9	6	6	
DIV. I NON-CONF.	12- 1	10	0- 0	118	32	14	14	6	6	
<hr/>										
TOTALS	RPI 1-25	RPI 26-50	W-L RECORDS	RPI 51-100	RPI 101-150	RPI 150+				
17- 1	3- 1	2- 0	OVERALL	5- 0	1- 0	6- 0				
10- 0	2- 0	1- 0	HOME	2- 0	0- 0	5- 0				
7- 1	1- 1	1- 0	AWAY	3- 0	1- 0	1- 0				
0- 0	0- 0	0- 0	NEUTRAL	0- 0	0- 0	0- 0				
12- 1	2- 1	0- 0	NON-CONFERENCE	3- 0	1- 0	6- 0				
7- 0	1- 0	0- 0	HOME	1- 0	0- 0	5- 0				
5- 1	1- 1	0- 0	AWAY	2- 0	1- 0	1- 0				
0- 0	0- 0	0- 0	NEUTRAL	0- 0	0- 0	0- 0				
5- 0	1- 0	2- 0	CONFERENCE	2- 0	0- 0	0- 0				
3- 0	1- 0	1- 0	HOME	1- 0	0- 0	0- 0				
2- 0	0- 0	1- 0	AWAY	1- 0	0- 0	0- 0				
0- 0	0- 0	0- 0	NEUTRAL	0- 0	0- 0	0- 0				

RPI	S	Opponent	Score	RPI	S	Opponent	Score	RPI	S	Opponent	Score	RPI	S	Opponent	Score
5	A	Oregon	74 82	27	H	Kentucky	86 71	62	H	Lamar University	104 53	106	A	Little Rock	98 63
14	H	Marquette	87 82	48	A	Auburn	85 59	64	A	Arkansas	93 69	212	A	Southern Miss.	86 42
23	H	South Carolina	89 74					95	H	Georgia	80 71	217	H	Southeast Mo. St.	88 53
25	A	Texas	67 49					97	A	Virginia	72 44	245	H	Furman	106 41
								99	A	Washington	103 56	264	H	Louisiana	104 36
												298	H	Coppin St.	110 38
												333	H	Jackson St.	105 38
<hr/>															
LAST 12 Division I GAMES:															
99	A	Washington	103 56	23	H	South Carolina	89 74								
5	A	Oregon	74 82	48	A	Auburn	85 59								
212	A	Southern Miss.	86 42	95	H	Georgia	80 71								
14	H	Marquette	87 82	27	H	Kentucky	86 71								
25	A	Texas	67 49	64	A	Arkansas	93 69								
106	A	Little Rock	98 63	264	H	Louisiana	104 36								

Non-Div I Games:

Mississippi St.

Average RPI Win:	295	WON-LOST	WINNING	LAST 10	STRENGTH OF	OPP. STRENGTH	TEAM	ADJ.	CONF.	ADJ CONF.
Average RPI Loss:	190	RECORD	PCT. RANK	GAMES	SCHEDULE	OF SCHEDULE	RPI	RPI	RPI	RPI
DIV. I ONLY	3- 12	308	2-8	244	338	300	300	30	30	
DIV. I NON-CONF.	1- 10	330	0- 0	98	330	272	272	26	26	

TOTALS	RPI 1-25	RPI 26-50	W-L RECORDS	RPI 51-100	RPI 101-150	RPI 150+				
3- 12	0- 0	0- 0	OVERALL	0- 3	0- 1	3- 8				
1- 2	0- 0	0- 0	HOME	0- 0	0- 0	1- 2				
2- 9	0- 0	0- 0	AWAY	0- 2	0- 1	2- 6				
0- 1	0- 0	0- 0	NEUTRAL	0- 1	0- 0	0- 0				
1- 10	0- 0	0- 0	NON-CONFERENCE	0- 3	0- 1	1- 6				
0- 1	0- 0	0- 0	HOME	0- 0	0- 0	0- 1				
1- 8	0- 0	0- 0	AWAY	0- 2	0- 1	1- 5				
0- 1	0- 0	0- 0	NEUTRAL	0- 1	0- 0	0- 0				
2- 2	0- 0	0- 0	CONFERENCE	0- 0	0- 0	2- 2				
1- 1	0- 0	0- 0	HOME	0- 0	0- 0	1- 1				
1- 1	0- 0	0- 0	AWAY	0- 0	0- 0	1- 1				
0- 0	0- 0	0- 0	NEUTRAL	0- 0	0- 0	0- 0				

RPI 1-25				RPI 26-50				RPI 51-100				RPI 101+ Team's RPI: 300					
RPI	S	Opponent	Score	RPI	S	Opponent	Score	RPI	S	Opponent	Score	RPI	S	Opponent	Score		
								59	A	TCU	47	96	143	A	UT Martin	51	110
								68	A	Middle Tenn.	51	101	155	H	North Ala.	72	86
								90	N	Troy	54	75	163	A	Arkansas St.	57	60
													212	A	Southern Miss.	60	67
													214	A	Nicholls St.	47	72
													222	A	SMU	47	62
													230	H	Alabama St.	64	62
													285	H	Alabama A&M	60	80
													308	A	Austin Peay	95	89
													321	A	La.-Monroe	65	72
													348	A	Ark.-Pine Bluff	62	56
													350	A	Alcorn	63	73
LAST 12 Division I GAMES:																	
163	A	Arkansas St.	57	60	350	A	Alcorn	63	73								
321	A	La.-Monroe	65	72	230	H	Alabama St.	64	62								
214	A	Nicholls St.	47	72	285	H	Alabama A&M	60	80								
90	N	Troy	54	75	348	A	Ark.-Pine Bluff	62	56								
212	A	Southern Miss.	60	67	143	A	UT Martin	51	110								
68	A	Middle Tenn.	51	101	155	H	North Ala.	72	86								

Non-Div I Games:

Mississippi Val.

Average RPI Win:	136	WON-LOST	WINNING	LAST 10	STRENGTH OF	OPP. STRENGTH	TEAM	ADJ.	CONF.	ADJ CONF.
Average RPI Loss:	85	RECORD	PCT. RANK	GAMES	SCHEDULE	OF SCHEDULE	RPI	RPI	RPI	RPI
DIV. I ONLY	15- 4	35	8-2	68	56	32	32	6	6	
DIV. I NON-CONF.	11- 3	56	1- 0	88	58	41	41	6	6	

TOTALS	RPI 1-25	RPI 26-50	W-L RECORDS	RPI 51-100	RPI 101-150	RPI 150+				
15- 4	0- 1	2- 1	OVERALL	3- 1	3- 0	7- 1				
8- 2	0- 1	0- 1	HOME	2- 0	2- 0	4- 0				
5- 1	0- 0	1- 0	AWAY	0- 0	1- 0	3- 1				
2- 1	0- 0	1- 0	NEUTRAL	1- 1	0- 0	0- 0				
11- 3	0- 1	1- 1	NON-CONFERENCE	1- 1	3- 0	6- 0				
5- 2	0- 1	0- 1	HOME	0- 0	2- 0	3- 0				
4- 0	0- 0	0- 0	AWAY	0- 0	1- 0	3- 0				
2- 1	0- 0	1- 0	NEUTRAL	1- 1	0- 0	0- 0				
4- 1	0- 0	1- 0	CONFERENCE	2- 0	0- 0	1- 1				
3- 0	0- 0	0- 0	HOME	2- 0	0- 0	1- 0				
1- 1	0- 0	1- 0	AWAY	0- 0	0- 0	0- 1				
0- 0	0- 0	0- 0	NEUTRAL	0- 0	0- 0	0- 0				

RPI 1-25				RPI 26-50				RPI 51-100				RPI 101+			
RPI	S	Opponent	Score	RPI	S	Opponent	Score	RPI	S	Opponent	Score	RPI	S	Opponent	Score
21	H	South Dakota	61 74	37	A	Tennessee	66 64	64	H	Arkansas	71 53	111	H	Missouri St.	65 61
				47	H	Green Bay	49 56	69	N	Michigan	54 70	118	A	West Virginia	68 51
				50	N	Duke	62 54	70	N	Quinnipiac	65 51	135	H	Texas St.	69 50
								95	H	Georgia	61 35	162	A	Illinois	67 45
												163	H	Arkansas St.	70 50
												193	H	UMKC	66 59
												194	H	Ole Miss	78 55
												200	H	SIUE	59 36
												202	A	Florida	56 58
												209	A	Saint Louis	74 62
												243	A	Western Ill.	89 64

LAST 12 Division I GAMES:															
194	H	Ole Miss	78 55	50	N	Duke	62 54	70	N	Quinnipiac	65 51				
163	H	Arkansas St.	70 50	95	H	Georgia	61 35	202	A	Florida	56 58				
162	A	Illinois	67 45	64	H	Arkansas	71 53								
135	H	Texas St.	69 50	37	A	Tennessee	66 64								
21	H	South Dakota	61 74												
209	A	Saint Louis	74 62												

Non-Div I Games:

Missouri St.

Missouri St.				Through Games Of Jan. 19, 2019							
Average RPI	Win:	184	WON-LOST	WINNING	LAST 10	STRENGTH OF	OPP. STRENGTH	TEAM	ADJ.	CONF.	ADJ CONF.
Average RPI	Loss:	103	RECORD	PCT. RANK	GAMES	SCHEDULE	OF SCHEDULE	RPI	RPI	RPI	RPI
DIV. I ONLY		8- 7	150	7-3	59	138	111	111	12	12	
DIV. I NON-CONF.		4- 7	228	0- 0	44	63	148	148	14	14	

TOTALS	RPI 1-25		RPI 26-50		W-L RECORDS		RPI 51-100		RPI 101-150		RPI 150+
8- 7	0- 3		0- 1		OVERALL		0- 0		3- 0		5- 3
5- 2	0- 2		0- 0		HOME		0- 0		2- 0		3- 0
1- 5	0- 1		0- 1		AWAY		0- 0		0- 0		1- 3
2- 0	0- 0		0- 0		NEUTRAL		0- 0		1- 0		1- 0
4- 7	0- 3		0- 1		NON-CONFERENCE		0- 0		2- 0		2- 3
2- 2	0- 2		0- 0		HOME		0- 0		1- 0		1- 0
0- 5	0- 1		0- 1		AWAY		0- 0		0- 0		0- 3
2- 0	0- 0		0- 0		NEUTRAL		0- 0		1- 0		1- 0
4- 0	0- 0		0- 0		CONFERENCE		0- 0		1- 0		3- 0
3- 0	0- 0		0- 0		HOME		0- 0		1- 0		2- 0
1- 0	0- 0		0- 0		AWAY		0- 0		0- 0		1- 0
0- 0	0- 0		0- 0		NEUTRAL		0- 0		0- 0		0- 0

RPI 1-25				RPI 26-50				RPI 51-100				RPI 101+ Team's RPI: 111			
RPI	S	Opponent	Score	RPI	S	Opponent	Score	RPI	S	Opponent	Score	RPI	S	Opponent	Score
10	H	Gonzaga	67 70	32	A	Missouri	61 65					106	H	Little Rock	48 44
21	H	South Dakota	74 85									139	N	Louisiana Tech	82 70
24	A	Indiana	74 98									150	H	Indiana St.	71 58
												168	H	Southern Ill.	66 51
												176	A	Santa Clara	73 77
												179	A	Bradley	68 56
												186	H	Ball St.	74 54
												190	A	North Texas	76 83
												200	N	SIUE	68 65
												270	A	Wichita St.	60 63
												341	H	Evansville	88 66
LAST 12 Division I GAMES:															
139	N	Louisiana Tech	82 70	179	A	Bradley	68 56								
10	H	Gonzaga	67 70	168	H	Southern Ill.	66 51								
24	A	Indiana	74 98	341	H	Evansville	88 66								
21	H	South Dakota	74 85	150	H	Indiana St.	71 58								
190	A	North Texas	76 83	106	H	Little Rock	48 44								
176	A	Santa Clara	73 77	200	N	SIUE	68 65								

Non-Div I Games:

Missouri St.

Average RPI Win:	246	WON-LOST	WINNING	LAST 10	STRENGTH OF	OPP. STRENGTH	TEAM	ADJ.	CONF.	ADJ CONF.
Average RPI Loss:	172	RECORD	PCT. RANK	GAMES	SCHEDULE	OF SCHEDULE	RPI	RPI	RPI	RPI
DIV. I ONLY	5- 11	259	3-7	207	254	254	254	27	27	
DIV. I NON-CONF.	4- 7	228	0- 0	204	257	242	242	28	28	

TOTALS	RPI 1-25	RPI 26-50	W-L RECORDS	RPI 51-100	RPI 101-150	RPI 150+				
5- 11	0- 0	0- 0	OVERALL	0- 4	0- 2	5- 5				
2- 5	0- 0	0- 0	HOME	0- 2	0- 0	2- 3				
3- 6	0- 0	0- 0	AWAY	0- 2	0- 2	3- 2				
0- 0	0- 0	0- 0	NEUTRAL	0- 0	0- 0	0- 0				
4- 7	0- 0	0- 0	NON-CONFERENCE	0- 3	0- 1	4- 3				
2- 3	0- 0	0- 0	HOME	0- 2	0- 0	2- 1				
2- 4	0- 0	0- 0	AWAY	0- 1	0- 1	2- 2				
0- 0	0- 0	0- 0	NEUTRAL	0- 0	0- 0	0- 0				
1- 4	0- 0	0- 0	CONFERENCE	0- 1	0- 1	1- 2				
0- 2	0- 0	0- 0	HOME	0- 0	0- 0	0- 2				
1- 2	0- 0	0- 0	AWAY	0- 1	0- 1	1- 0				
0- 0	0- 0	0- 0	NEUTRAL	0- 0	0- 0	0- 0				

RPI	S	Opponent	Score	RPI	S	Opponent	Score	RPI	S	Opponent	Score	RPI	S	Opponent	Score
51	H	Bucknell	32 70	70	A	Quinnipiac	38 67	126	A	Marist	45 69	141	A	Lehigh	48 63
77	A	Virginia Tech	49 82	77	A	George Washington	55 51	205	H	Navy	68 67	207	H	Rider	43 55
86	H	Princeton	47 79	86	H	Sacred Heart	55 50	215	A	East Carolina	67 73	220	A	Sienna	68 77
								266	H	Albany (NY)	64 56	283	H	Loyola Maryland	67 75
								314	H	Lafayette	69 73	329	A	Lona	55 38

Team's RPI: 254															
LAST 12 Division I GAMES:															
205	H	Navy	68 67	266	H	Sienna	68 77	126	A	Marist	45 69	70	A	Quinnipiac	38 67
86	H	Princeton	47 79	126	A	Marist	45 69	207	H	Rider	43 55	332	A	Lona	55 38
329	A	Lafayette	69 73	70	A	Quinnipiac	38 67	314	H	Loyola Maryland	67 75				
197	A	George Washington	55 51	207	H	Rider	43 55								
215	A	Sacred Heart	55 50	332	A	Lona	55 38								
283	H	Albany (NY)	64 56	314	H	Loyola Maryland	67 75								

Non-Div I Games:

Monmouth

Montana

Mon
t
a
n
a

Montana

Page 176

Average RPI	Win: 213	WON-LOST	WINNING	LAST 10	STRENGTH OF	OPP. STRENGTH	TEAM	ADJ.	CONF.	ADJ CONF.
Average RPI	Loss: 90	RECORD	PCT. RANK	GAMES	SCHEDULE	OF SCHEDULE	RPI	RPI	RPI	RPI

DIV. I ONLY	8- 8	168	5-5	139	100	151	151	15	15
DIV. I NON-CONF.	4- 5	190	1- 0	89	50	110	110	12	12

TOTALS	RPI 1-25	RPI 26-50	W-L RECORDS	RPI 51-100	RPI 101-150	RPI 150+			
8- 8	0- 1	0- 1	OVERALL	0- 3	2- 2	6- 1			
4- 3	0- 0	0- 1	HOME	0- 0	0- 1	4- 1			
3- 5	0- 1	0- 0	AWAY	0- 3	2- 1	1- 0			
1- 0	0- 0	0- 0	NEUTRAL	0- 0	0- 0	1- 0			
4- 5	0- 1	0- 1	NON-CONFERENCE	0- 3	1- 0	3- 0			
2- 1	0- 0	0- 1	HOME	0- 0	0- 0	2- 0			
1- 4	0- 1	0- 0	AWAY	0- 3	1- 0	0- 0			
1- 0	0- 0	0- 0	NEUTRAL	0- 0	0- 0	1- 0			
4- 3	0- 0	0- 0	CONFERENCE	0- 0	1- 2	3- 1			
2- 2	0- 0	0- 0	HOME	0- 0	0- 1	2- 1			
2- 1	0- 0	0- 0	AWAY	0- 0	1- 1	1- 0			
0- 0	0- 0	0- 0	NEUTRAL	0- 0	0- 0	0- 0			

RPI	S	Opponent	Score	RPI	S	Opponent	Score	RPI	S	Opponent	Score	RPI	S	Opponent	Score	Team's RPI: 151
14	A	Marquette	52 100	28	H	South Dakota St.	67 88	59	A	TCU	49 71	114	A	Northern Colo.	79 66	
								76	A	Wyoming	58 66	129	H	Idaho	66 82	
								91	A	SFA	53 60	135	A	Texas St.	67 59	
												144	A	Portland St.	53 55	
												175	H	Eastern Wash.	87 89	
												196	N	Delaware	69 60	
												210	H	Southern Utah	69 64	
												237	A	Sacramento St.	69 53	
												249	H	Northern Ariz.	80 70	
												258	H	Long Beach St.	85 62	
												307	H	Omaha	59 56	

LAST 12 Division I GAMES:																
249	H	Northern Ariz.	80 70	135	A	Texas St.	67 59	175	H	Eastern Wash.	87 89	114	A	Northern Colo.	79 66	
210	H	Southern Utah	69 64	76	A	Wyoming	58 66	129	H	Idaho	66 82	144	A	Portland St.	53 55	
28	H	South Dakota St.	67 88	91	A	SFA	53 60	59	A	TCU	49 71	237	A	Sacramento St.	69 53	
307	H	Omaha	59 56	144	A	Portland St.	53 55	76	A	Wyoming	58 66	249	H	Northern Ariz.	80 70	
59	A	TCU	49 71					258	H	Long Beach St.	85 62	307	H	Omaha	59 56	
91	A	SFA	53 60													

Non-Div I Games: Carroll (MT) 64 48

Montana St.

Loss, Non-Conf, S Site, H Home A Away N Neutral

Average RPI Win:	264	WON-LOST	WINNING	LAST 10	STRENGTH OF	OPP. STRENGTH	TEAM	ADJ.	CONF.	ADJ CONF.
Average RPI Loss:	154	RECORD	PCT. RANK	GAMES	SCHEDULE	OF SCHEDULE	RPI	RPI	RPI	RPI

DIV. I ONLY	11- 6	91	6-4	287	283	169	169	22	22
DIV. I NON-CONF.	7- 4	109	0- 0	291	289	184	184	20	20

TOTALS	RPI 1-25	RPI 26-50	W-L RECORDS	RPI 51-100	RPI 101-150	RPI 150+			
11- 6	0- 1	0- 1	OVERALL	0- 1	2- 0	9- 3			
6- 1	0- 0	0- 0	HOME	0- 0	1- 0	5- 1			
5- 5	0- 1	0- 1	AWAY	0- 1	1- 0	4- 2			
0- 0	0- 0	0- 0	NEUTRAL	0- 0	0- 0	0- 0			
7- 4	0- 1	0- 1	NON-CONFERENCE	0- 0	1- 0	6- 2			
4- 1	0- 0	0- 0	HOME	0- 0	0- 0	4- 1			
3- 3	0- 1	0- 1	AWAY	0- 0	1- 0	2- 1			
0- 0	0- 0	0- 0	NEUTRAL	0- 0	0- 0	0- 0			
4- 2	0- 0	0- 0	CONFERENCE	0- 1	1- 0	3- 1			
2- 0	0- 0	0- 0	HOME	0- 0	1- 0	1- 0			
2- 2	0- 0	0- 0	AWAY	0- 1	0- 0	2- 1			
0- 0	0- 0	0- 0	NEUTRAL	0- 0	0- 0	0- 0			

RPI 1-25				RPI 26-50				RPI 51-100				RPI 101+ Team's RPI: 169			
RPI	S	Opponent	Score	RPI	S	Opponent	Score	RPI	S	Opponent	Score	RPI	S	Opponent	Score
2	A	Bayl or	58 96	27	A	Kentucky	57 87	71	A	Bel mont	50 77	140	A	Radford	79 72
												143	H	UT Martin	85 75
												217	H	Southeast Mo. St.	82 54
												231	A	Gardner-Webb	84 69
												234	A	Saint Francis (PA)	83 89
												267	A	N.C. A&T	72 67
												279	A	Murray St.	83 61
												282	H	St. Francis Brooklyn	94 101
												302	A	Tennessee St.	85 62
												306	H	Valparaiso	68 62
												308	A	Austin Peay	80 81
												331	H	Lipscomb	79 44
												341	H	Evansville	85 63
												343	H	Chicago St.	104 68
LAST 12 Division I GAMES:															
331	H	Lipscomb	79 44	143	H	UT Martin	85 75	217	H	Southeast Mo. St.	82 54	302	A	Tennessee St.	85 62
234	A	Saint Francis (PA)	83 89	71	A	Belmont	50 77	308	A	Austin Peay	80 81	279	A	Murray St.	83 61
140	A	Radford	79 72	27	A	Kentucky	57 87								
2	A	Bayl or	58 96												
341	H	Evansville	85 63												

Non-Div I Games: Alice Lloyd 121 56 Ky. Christian 119 28

Morehead St.

Average RPI Win:	311	WON-LOST	WINNING	LAST 10	STRENGTH OF	OPP. STRENGTH	TEAM	ADJ.	CONF.	ADJ CONF.
Average RPI Loss:	178	RECORD	PCT. RANK	GAMES	SCHEDULE	OF SCHEDULE	RPI	RPI	RPI	RPI
DIV. I ONLY	3- 14	317	3-7	237	319	330	330	32	32	
DIV. I NON-CONF.	1- 11	335	0- 1	172	230	328	328	32	32	

TOTALS	RPI 1-25	RPI 26-50	W-L RECORDS	RPI 51-100	RPI 101-150	RPI 150+				
3- 14	0- 0	0- 1	OVERALL	0- 4	0- 2	3- 7				
3- 3	0- 0	0- 0	HOME	0- 0	0- 0	3- 3				
0- 8	0- 0	0- 0	AWAY	0- 3	0- 2	0- 3				
0- 3	0- 0	0- 1	NEUTRAL	0- 1	0- 0	0- 1				
1- 11	0- 0	0- 1	NON-CONFERENCE	0- 4	0- 2	1- 4				
1- 2	0- 0	0- 0	HOME	0- 0	0- 0	1- 2				
0- 6	0- 0	0- 0	AWAY	0- 3	0- 2	0- 1				
0- 3	0- 0	0- 1	NEUTRAL	0- 1	0- 0	0- 1				
2- 3	0- 0	0- 0	CONFERENCE	0- 0	0- 0	2- 3				
2- 1	0- 0	0- 0	HOME	0- 0	0- 0	2- 1				
0- 2	0- 0	0- 0	AWAY	0- 0	0- 0	0- 2				
0- 0	0- 0	0- 0	NEUTRAL	0- 0	0- 0	0- 0				

RPI 1-25				RPI 26-50				RPI 51-100				RPI 101+ Team's RPI: 330			
RPI	S	Opponent	Score	RPI	S	Opponent	Score	RPI	S	Opponent	Score	RPI	S	Opponent	Score
				31	N	Maryl and	44 68	69	A	Mi chi gan	47 70	108	A	Western Ky.	43 90
								91	A	SFA	42 69	118	A	West Vi rgi ni a	37 72
								92	A	Hartford	59 80	223	A	Howard	56 79
								95	N	Georgi a	33 60	235	N	Ni agara	57 67
												244	H	UMES	68 73
												267	A	N. C. A&T	29 62
												291	H	Central Conn. St.	36 60
												295	H	UMass Lowell	61 49
												297	H	South Carolina St.	62 51
												311	A	FIU	50 59
												316	H	UMBC	68 73
												342	H	Savannah St.	63 47
LAST 12 Di vi si on I GAMES:															
				295	H	UMass Lowell	61 49	235	N	Ni agara	57 67				
				316	H	UMBC	68 73	267	A	N. C. A&T	29 62				
				118	A	West Vi rgi ni a	37 72	223	A	Howard	56 79				
				69	A	Mi chi gan	47 70	297	H	South Caroli na St.	62 51				
				311	A	FIU	50 59	342	H	Savannah St.	63 47				
				108	A	Western Ky.	43 90	244	H	UMES	68 73				

Non-Div I Games: Washington Adventist 60 43 Lincoln (PA) 46 51

Morgan St.

Average RPI Win:

231

Average RPI Loss:

204

WON-LOST
RECORDWINNING
PCT. RANKLAST 10
GAMESSTRENGTH OF
SCHEDULEOPP. STRENGTH
OF SCHEDULETEAM
RPIADJ.
RPICONF.
RPIADJ CONF.
RPI

DIV. I ONLY	6- 9	227	4-6	284	309	251	251	31	31
DIV. I NON-CONF.	5- 5	162	0- 0	173	302	160	160	31	31
<hr/>									
TOTALS	RPI 1-25	RPI 26-50	W-L RECORDS	RPI 51-100	RPI 101-150	RPI 150+			
6- 9	0- 0	0- 0	OVERALL	1- 2	1- 1	4- 6			
3- 2	0- 0	0- 0	HOME	1- 0	1- 0	1- 2			
3- 7	0- 0	0- 0	AWAY	0- 2	0- 1	3- 4			
0- 0	0- 0	0- 0	NEUTRAL	0- 0	0- 0	0- 0			
5- 5	0- 0	0- 0	NON-CONFERENCE	1- 2	1- 1	3- 2			
2- 1	0- 0	0- 0	HOME	1- 0	1- 0	0- 1			
3- 4	0- 0	0- 0	AWAY	0- 2	0- 1	3- 1			
0- 0	0- 0	0- 0	NEUTRAL	0- 0	0- 0	0- 0			
1- 4	0- 0	0- 0	CONFERENCE	0- 0	0- 0	1- 4			
1- 1	0- 0	0- 0	HOME	0- 0	0- 0	1- 1			
0- 3	0- 0	0- 0	AWAY	0- 0	0- 0	0- 3			
0- 0	0- 0	0- 0	NEUTRAL	0- 0	0- 0	0- 0			

RPI 1-25				RPI 26-50				RPI 51-100				RPI 101+ Team's RPI: 251			
RPI	S	Opponent	Score	RPI	S	Opponent	Score	RPI	S	Opponent	Score	RPI	S	Opponent	Score
								69	A	Michigan	40 88	140	H	Radford	89 77
								77	A	Virginia Tech	51 83	146	A	Duquesne	64 73
								96	H	Towson	87 78	207	A	Rider	67 85
												231	A	Gardner-Webb	69 62
												234	A	Saint Francis (PA)	66 68
												244	H	UMES	73 86
												256	A	Robert Morris	58 70
												288	H	Bryant	68 73
												291	H	Central Conn. St.	84 53
												314	A	Loyola Maryl and	77 67
												315	A	Wagner	76 92
												316	A	UMBC	65 52
<hr/>															
LAST 12 Division I GAMES:															
				244	H	UMES	73 86	315	A	Wagner	76 92				
				77	A	Virginia Tech	51 83	291	H	Central Conn. St.	84 53				
				316	A	UMBC	65 52	288	H	Bryant	68 73				
				231	A	Gardner-Webb	69 62	234	A	Saint Francis (PA)	66 68				
				314	A	Loyola Maryl and	77 67	256	A	Robert Morris	58 70				
				96	H	Towson	87 78	140	H	Radford	89 77				

Non-Div I Games: Washington Col. 74 50

Mt. St. Mary's

Average RPI Win:	303	WON-LOST	WINNING	LAST 10	STRENGTH OF	OPP. STRENGTH	TEAM	ADJ.	CONF.	ADJ CONF.
Average RPI Loss:	148	RECORD	PCT. RANK	GAMES	SCHEDULE	OF SCHEDULE	RPI	RPI	RPI	RPI
DIV. I ONLY	4- 11	283	3-7	223	226	279	279	22	22	
DIV. I NON-CONF.	2- 7	288	0- 0	155	185	283	283	20	20	

TOTALS	RPI 1-25	RPI 26-50	W-L RECORDS	RPI 51-100	RPI 101-150	RPI 150+				
4- 11	0- 1	0- 2	OVERALL	0- 0	0- 1	4- 7				
3- 3	0- 0	0- 0	HOME	0- 0	0- 0	3- 3				
1- 8	0- 1	0- 2	AWAY	0- 0	0- 1	1- 4				
0- 0	0- 0	0- 0	NEUTRAL	0- 0	0- 0	0- 0				
2- 7	0- 1	0- 2	NON-CONFERENCE	0- 0	0- 0	2- 4				
2- 2	0- 0	0- 0	HOME	0- 0	0- 0	2- 2				
0- 5	0- 1	0- 2	AWAY	0- 0	0- 0	0- 2				
0- 0	0- 0	0- 0	NEUTRAL	0- 0	0- 0	0- 0				
2- 4	0- 0	0- 0	CONFERENCE	0- 0	0- 1	2- 3				
1- 1	0- 0	0- 0	HOME	0- 0	0- 0	1- 1				
1- 3	0- 0	0- 0	AWAY	0- 0	0- 1	1- 2				
0- 0	0- 0	0- 0	NEUTRAL	0- 0	0- 0	0- 0				

RPI 1-25				RPI 26-50				RPI 51-100				RPI 101+ Team's RPI: 279			
RPI	S	Opponent	Score	RPI	S	Opponent	Score	RPI	S	Opponent	Score	RPI	S	Opponent	Score
19	A	Butler	65 86	27	A	Kentucky	49 88					143	A	UT Martin	67 75
				37	A	Tennessee	77 98					162	A	Illinois	52 84
												163	A	Arkansas St.	63 74
												168	H	Southern Ill.	59 65
												169	H	Morehead St.	61 83
												200	A	SIUE	54 71
												217	A	Southeast Mo. St.	64 59
												253	A	Eastern Ill.	67 75
												285	H	Alabama A&M	53 59
												323	H	Eastern Ky.	81 63
												331	H	Lipscomb	97 61
												341	H	Evansville	81 53
LAST 12 Division I GAMES:															
37	A	Tennessee	77 98	200	A	SIUE	54 71								
27	A	Kentucky	49 88	253	A	Eastern Ill.	67 75								
168	H	Southern Ill.	59 65	217	A	Southeast Mo. St.	64 59								
162	A	Illinois	52 84	143	A	UT Martin	67 75								
285	H	Alabama A&M	53 59	323	H	Eastern Ky.	81 63								
163	A	Arkansas St.	63 74	169	H	Morehead St.	61 83								

Non-Div I Games: Oakland City 113 55 Bethel (TN) 86 50

Murray St.

■ Loss,
 ■ Non-Conf,
 ■ S Site,
 ■ Home
 ■ A Away
 N Neutral

Average RPI Win: **306**
 Average RPI Loss: **155**

WON-LOST
RECORD

WINNING
PCT. RANK

LAST 10
GAMES

STRENGTH OF
SCHEDULE

OPP. STRENGTH
OF SCHEDULE

TEAM
RPI

ADJ.
RPI

CONF.
RPI

ADJ CONF.
RPI

DIV. I ONLY	6- 9	227	5-5	315	239	267	267	32	32
DIV. I NON-CONF.	2- 9	297	0- 1	270	170	302	302	32	32
<hr/>									
TOTALS	RPI 1-25	RPI 26-50	W-L RECORDS	RPI 51-100	RPI 101-150	RPI 150+			
6- 9	0- 0	0- 0	OVERALL	0- 2	0- 2	6- 5			
1- 3	0- 0	0- 0	HOME	0- 0	0- 1	1- 2			
5- 4	0- 0	0- 0	AWAY	0- 1	0- 0	5- 3			
0- 2	0- 0	0- 0	NEUTRAL	0- 1	0- 1	0- 0			
2- 9	0- 0	0- 0	NON-CONFERENCE	0- 2	0- 2	2- 5			
0- 3	0- 0	0- 0	HOME	0- 0	0- 1	0- 2			
2- 4	0- 0	0- 0	AWAY	0- 1	0- 0	2- 3			
0- 2	0- 0	0- 0	NEUTRAL	0- 1	0- 1	0- 0			
4- 0	0- 0	0- 0	CONFERENCE	0- 0	0- 0	4- 0			
1- 0	0- 0	0- 0	HOME	0- 0	0- 0	1- 0			
3- 0	0- 0	0- 0	AWAY	0- 0	0- 0	3- 0			
0- 0	0- 0	0- 0	NEUTRAL	0- 0	0- 0	0- 0			

RPI 1-25				RPI 26-50				RPI 51-100				RPI 101+ Team' s RPI: 267					
RPI	S	Opponent	Score	RPI	S	Opponent	Score	RPI	S	Opponent	Score	RPI	S	Opponent	Score		
								67	N	Maine	52	58	119	N	Yale	49	59
								97	A	Virginia	57	67	132	H	VCU	48	54
													169	H	Morehead St.	67	72
													181	H	Akron	36	49
													185	A	Elon	64	73
													205	A	Navy	49	72
													239	A	ETSU	56	61
													244	A	UMES	51	49
													289	A	Fla. Atlantic	67	65
													297	A	South Carolina St.	58	44
													326	A	Western Caro.	69	51
													330	H	Morgan St.	62	29
													347	A	Delaware St.	67	47
LAST 12 Division I GAMES:																	
132	H	VCU	48	54	119	N	Yale	49	59	330	H	Morgan St.	62	29			
185	A	Elon	64	73	244	A	UMES	51	49	347	A	Delaware St.	67	47			
239	A	ETSU	56	61	297	A	South Carolina St.	58	44	289	A	Fla. Atlantic	67	65			
326	A	Western Caro.	69	51													
205	A	Navy	49	72													
67	N	Maine	52	58													

Non-Div I Games: Winston-Salem 60 56 Johnson C. Smith 50 53

N. C. A&T

Loss, Non-Conf, S Site, H Home A Away N Neutral

Average RPI Win:	297	WON-LOST	WINNING	LAST 10	STRENGTH OF	OPP. STRENGTH	TEAM	ADJ.	CONF.	ADJ CONF.
Average RPI Loss:	219	RECORD	PCT. RANK	GAMES	SCHEDULE	OF SCHEDULE	RPI	RPI	RPI	RPI
DIV. I ONLY	3- 13	312	4-6	338	306	349	349	32	32	
DIV. I NON-CONF.	2- 10	311	0- 0	299	295	344	344	32	32	

TOTALS	RPI 1-25	RPI 26-50	W-L RECORDS	RPI 51-100	RPI 101-150	RPI 150+				
3- 13	0- 1	0- 0	OVERALL	0- 0	0- 1	3- 11				
3- 5	0- 0	0- 0	HOME	0- 0	0- 1	3- 4				
0- 7	0- 1	0- 0	AWAY	0- 0	0- 0	0- 6				
0- 1	0- 0	0- 0	NEUTRAL	0- 0	0- 0	0- 1				
2- 10	0- 1	0- 0	NON-CONFERENCE	0- 0	0- 1	2- 8				
2- 4	0- 0	0- 0	HOME	0- 0	0- 1	2- 3				
0- 5	0- 1	0- 0	AWAY	0- 0	0- 0	0- 4				
0- 1	0- 0	0- 0	NEUTRAL	0- 0	0- 0	0- 1				
1- 3	0- 0	0- 0	CONFERENCE	0- 0	0- 0	1- 3				
1- 1	0- 0	0- 0	HOME	0- 0	0- 0	1- 1				
0- 2	0- 0	0- 0	AWAY	0- 0	0- 0	0- 2				
0- 0	0- 0	0- 0	NEUTRAL	0- 0	0- 0	0- 0				

RPI 1-25				RPI 26-50				RPI 51-100				RPI 101+ Team's RPI: 349			
RPI	S	Opponent	Score	RPI	S	Opponent	Score	RPI	S	Opponent	Score	RPI	S	Opponent	Score
11	A	Iowa	39 106									128	H	UNCW	82 89
												156	A	High Point	69 80
												177	A	Georgia St.	54 65
												185	H	Elon	54 83
												204	H	Coastal Caro.	66 89
												244	A	UMES	49 59
												247	H	Bethune-Cookman	50 67
												252	A	Memphis	56 77
												262	A	Winthrop	41 66
												274	H	Wofford	66 59
												296	N	Kennesaw St.	54 78
												298	H	Coppin St.	62 57
												318	H	UNC Greensboro	66 57
												338	H	USC Upstate	63 82
												347	A	Delaware St.	61 71

LAST 12 Division I GAMES:															
177	A	Georgia St.	54 65	298	H	Coppin St.	62 57								
274	H	Wofford	66 59	347	A	Delaware St.	61 71								
318	H	UNC Greensboro	66 57	244	A	UMES	49 59								
204	H	Coastal Caro.	66 89	247	H	Bethune-Cookman	50 67								
338	H	USC Upstate	63 82	252	A	Memphis	56 77								
128	H	UNCW	82 89	296	N	Kennesaw St.	54 78								

Non-Div I Games: Wilberforce 55 49

N. C. Central

N
C
S
t
a
t
e

NC State					Through Games Of Jan. 19, 2019										
Average RPI	Win:	102	WON-LOST	WINNING	LAST 10	STRENGTH OF	OPP. STRENGTH	TEAM	ADJ.	CONF.	ADJ CONF.				
Average RPI	Loss:	0	RECORD	PCT. RANK	GAMES	SCHEDULE	OF SCHEDULE	RPI	RPI	RPI	RPI				
DIV. I ONLY		17- 0	1	10-0	51	8	7	7	1	1					
DIV. I NON-CONF.		13- 0	1	0- 0	49	23	8	8	1	1					

TOTALS	RPI 1-25		RPI 26-50		W-L RECORDS	RPI 51-100		RPI 101-150		RPI 150+					
17- 0	0- 0		2- 0		OVERALL	9- 0		3- 0		3- 0					
11- 0	0- 0		1- 0		HOME	6- 0		2- 0		2- 0					
4- 0	0- 0		0- 0		AWAY	3- 0		1- 0		0- 0					
2- 0	0- 0		1- 0		NEUTRAL	0- 0		0- 0		1- 0					
13- 0	0- 0		1- 0		NON-CONFERENCE	6- 0		3- 0		3- 0					
9- 0	0- 0		0- 0		HOME	5- 0		2- 0		2- 0					
2- 0	0- 0		0- 0		AWAY	1- 0		1- 0		0- 0					
2- 0	0- 0		1- 0		NEUTRAL	0- 0		0- 0		1- 0					
4- 0	0- 0		1- 0		CONFERENCE	3- 0		0- 0		0- 0					
2- 0	0- 0		1- 0		HOME	1- 0		0- 0		0- 0					
2- 0	0- 0		0- 0		AWAY	2- 0		0- 0		0- 0					
0- 0	0- 0		0- 0		NEUTRAL	0- 0		0- 0		0- 0					

RPI 1-25 Team's RPI: 7				RPI 26-50				RPI 51-100				RPI 101+			
RPI	S	Opponent	Score	RPI	S	Opponent	Score	RPI	S	Opponent	Score	RPI	S	Opponent	Score
26	N	Michigan St.	78 74	55	H	Old Domini on	85 56	127	A	Chattanooga	78 58				
50	H	Duke	63 51	67	H	Maine	84 46	130	H	Davi dson	75 45				
				69	H	Mi chi gan	66 55	140	H	Radford	75 58				
				71	H	Bel mont	77 62	174	H	Vanderbi l t	74 54				
				73	H	Kent St.	78 61	197	N	George Washi ngton	69 61				
				78	H	Pi ttsburgh	63 34	208	H	Hampton	83 51				
				83	A	Georgetown	76 65								
				85	A	Boston Colle ge	85 69								
				97	A	Vi rgi ni a	66 38								

LAST 12 Di vi si on I GAMES:															
				67	H	Maine	84 46	97	A	Vi rgi ni a	66 38				
				83	A	Georgetown	76 65	78	H	Pi ttsburgh	63 34				
				208	H	Hampton	83 51	85	A	Boston Colle ge	85 69				
				55	H	Ol d Domi ni on	85 56	50	H	Duke	63 51				
				69	H	Mi chi gan	66 55	130	H	Davi dson	75 45				
				197	N	George Washi ngton	69 61	127	A	Chattanooga	78 58				

N
C
S
t
a
t
e

Non-Div I Games:

NC State

Average RPI Win:	307	WON-LOST	WINNING	LAST 10	STRENGTH OF	OPP. STRENGTH	TEAM	ADJ.	CONF.	ADJ CONF.
Average RPI Loss:	191	RECORD	PCT. RANK	GAMES	SCHEDULE	OF SCHEDULE	RPI	RPI	RPI	RPI
DIV. I ONLY	5- 12	274	4-6	293	335	312	312	25	25	
DIV. I NON-CONF.	3- 10	278	0- 0	289	334	320	320	27	27	

TOTALS	RPI 1-25	RPI 26-50	W-L RECORDS	RPI 51-100	RPI 101-150	RPI 150+				
5- 12	0- 0	0- 0	OVERALL	0- 3	0- 1	5- 8				
3- 5	0- 0	0- 0	HOME	0- 2	0- 0	3- 3				
2- 7	0- 0	0- 0	AWAY	0- 1	0- 1	2- 5				
0- 0	0- 0	0- 0	NEUTRAL	0- 0	0- 0	0- 0				
3- 10	0- 0	0- 0	NON-CONFERENCE	0- 3	0- 1	3- 6				
1- 4	0- 0	0- 0	HOME	0- 2	0- 0	1- 2				
2- 6	0- 0	0- 0	AWAY	0- 1	0- 1	2- 4				
0- 0	0- 0	0- 0	NEUTRAL	0- 0	0- 0	0- 0				
2- 2	0- 0	0- 0	CONFERENCE	0- 0	0- 0	2- 2				
2- 1	0- 0	0- 0	HOME	0- 0	0- 0	2- 1				
0- 1	0- 0	0- 0	AWAY	0- 0	0- 0	0- 1				
0- 0	0- 0	0- 0	NEUTRAL	0- 0	0- 0	0- 0				

RPI 1-25				RPI 26-50				RPI 51-100				RPI 101+ Team's RPI: 312					
RPI	S	Opponent	Score	RPI	S	Opponent	Score	RPI	S	Opponent	Score	RPI	S	Opponent	Score		
								73	H	Kent St.	40	57	118	A	West Virginia	50	95
								84	A	Penn	42	85	155	A	North Ala.	60	72
								92	H	Hartford	53	84	203	H	Jacksonville	56	61
													207	A	Rider	46	67
													217	H	Southeast Mo. St.	58	68
													223	A	Howard	57	77
													232	A	Colgate	71	53
													276	H	Vermont	63	71
													296	H	Kennesaw St.	66	60
													305	A	Saint Peter's	57	70
													326	H	Western Caro.	79	71
													331	H	Lipscomb	80	67
													344	A	Fairleigh Dickinson	43	64
													351	A	LIU Brooklyn	72	51
LAST 12 Division I GAMES:																	
232	A	Colgate	71	53	203	H	Jacksonville	56	61								
351	A	LIU Brooklyn	72	51	331	H	Lipscomb	80	67								
276	H	Vermont	63	71	155	A	North Ala.	60	72								
207	A	Rider	46	67	296	H	Kennesaw St.	66	60								
217	H	Southeast Mo. St.	58	68	92	H	Hartford	53	84								
326	H	Western Caro.	79	71	73	H	Kent St.	40	57								

Non-Div I Games:

NJIT

Average RPI Win:	249
Average RPI Loss:	178

DIV. I ONLY	7- 8	195	5-5	216	304	205	205	20	20
DIV. I NON-CONF.	4- 5	190	0- 0	186	318	207	207	24	24
TOTALS	RPI 1-25	RPI 26-50	W-L RECORDS	RPI 51-100	RPI 101-150	RPI 150+			
7- 8	0- 0	0- 0	OVERALL	0- 1	0- 4	7- 3			
3- 4	0- 0	0- 0	HOME	0- 1	0- 3	3- 0			
4- 4	0- 0	0- 0	AWAY	0- 0	0- 1	4- 3			
0- 0	0- 0	0- 0	NEUTRAL	0- 0	0- 0	0- 0			
4- 5	0- 0	0- 0	NON-CONFERENCE	0- 1	0- 2	4- 2			
2- 2	0- 0	0- 0	HOME	0- 1	0- 1	2- 0			
2- 3	0- 0	0- 0	AWAY	0- 0	0- 1	2- 2			
0- 0	0- 0	0- 0	NEUTRAL	0- 0	0- 0	0- 0			
3- 3	0- 0	0- 0	CONFERENCE	0- 0	0- 2	3- 1			
1- 2	0- 0	0- 0	HOME	0- 0	0- 2	1- 0			
2- 1	0- 0	0- 0	AWAY	0- 0	0- 0	2- 1			
0- 0	0- 0	0- 0	NEUTRAL	0- 0	0- 0	0- 0			

RPI 1-25				RPI 26-50				RPI 51-100				RPI 101+				Team's RPI: 205	
RPI	S	Opponent	Score	RPI	S	Opponent	Score	RPI	S	Opponent	Score	RPI	S	Opponent	Score		
								84	H	Penn	61	65	122	A	Col orado	43	59
													126	H	Mari st	48	72
													131	H	Ameri can	45	58
													141	H	Lehi gh	38	56
													207	A	Ri der	66	60
													218	A	Air Force	54	47
													226	H	Hol y Cross	54	47
													232	A	Col gate	62	49
													254	A	Monmouth	67	68
													267	H	N. C. A&T	72	49
													275	A	Norfol k St.	58	65
													278	H	Sai nt Joseph' s	49	48
													287	A	Army West Poi nt	52	55
													314	A	Loyol a Maryl and	58	46
LAST 12 Division I GAMES:																	
				278	H	Sai nt Joseph' s	49	48	287	A	Army West Poi nt	52	55				
				254	A	Monmouth	67	68	226	H	Hol y Cross	54	47				
				122	A	Col orado	43	59	232	A	Col gate	62	49				
				218	A	Air Force	54	47	131	H	Ameri can	45	58				
				207	A	Ri der	66	60	141	H	Lehi gh	38	56				
				267	H	N. C. A&T	72	49	314	A	Loyol a Maryl and	58	46				

Navy

Average RPI Win:	168	WON-LOST	WINNING	LAST 10	STRENGTH OF	OPP. STRENGTH	TEAM	ADJ.	CONF.	ADJ CONF.
Average RPI Loss:	38	RECORD	PCT. RANK	GAMES	SCHEDULE	OF SCHEDULE	RPI	RPI	RPI	RPI
DIV. I ONLY	8- 9	188	6-4	27	23	80	80	4	4	
DIV. I NON-CONF.	5- 6	177	0- 0	71	45	118	118	5	5	

TOTALS	RPI 1-25	RPI 26-50	W-L RECORDS	RPI 51-100	RPI 101-150	RPI 150+				
8- 9	0- 4	0- 2	OVERALL	3- 3	1- 0	4- 0				
5- 3	0- 2	0- 1	HOME	2- 0	0- 0	3- 0				
2- 6	0- 2	0- 1	AWAY	1- 3	0- 0	1- 0				
1- 0	0- 0	0- 0	NEUTRAL	0- 0	1- 0	0- 0				
5- 6	0- 2	0- 1	NON-CONFERENCE	1- 3	1- 0	3- 0				
4- 1	0- 1	0- 0	HOME	1- 0	0- 0	3- 0				
0- 5	0- 1	0- 1	AWAY	0- 3	0- 0	0- 0				
1- 0	0- 0	0- 0	NEUTRAL	0- 0	1- 0	0- 0				
3- 3	0- 2	0- 1	CONFERENCE	2- 0	0- 0	1- 0				
1- 2	0- 1	0- 1	HOME	1- 0	0- 0	0- 0				
2- 1	0- 1	0- 0	AWAY	1- 0	0- 0	1- 0				
0- 0	0- 0	0- 0	NEUTRAL	0- 0	0- 0	0- 0				

RPI 1-25				RPI 26-50				RPI 51-100 Team's RPI: 80				RPI 101+			
RPI	S	Opponent	Score	RPI	S	Opponent	Score	RPI	S	Opponent	Score	RPI	S	Opponent	Score
6	A	Louisville	68 85	31	H	Maryland	63 81	61	A	Creighton	65 74	140	N	Radford	77 39
11	A	Iowa	71 77	38	A	Miami (FL)	68 82	64	A	Arkansas	80 84	158	H	Denver	96 71
13	H	Drake	77 83					69	H	Michigan	70 56	162	A	Illinois	77 67
16	H	Rutgers	56 62					72	H	Kansas	58 52	319	H	San Jose St.	96 63
								82	A	Ohio St.	78 69	338	H	USC Upstate	87 64
								98	A	Washington St.	84 87				
LAST 12 Division I GAMES:															
64	A	Arkansas	80 84	162	A	Illinois	77 67								
158	H	Denver	96 71	16	H	Rutgers	56 62								
319	H	San Jose St.	96 63	31	H	Maryland	63 81								
72	H	Kansas	58 52	11	A	Iowa	71 77								
61	A	Creighton	65 74	82	A	Ohio St.	78 69								
6	A	Louisville	68 85	69	H	Michigan	70 56								

Non-Div I Games:

Nebraska

Average RPI Win:	296	WON-LOST	WINNING	LAST 10	STRENGTH OF	OPP. STRENGTH	TEAM	ADJ.	CONF.	ADJ CONF.
Average RPI Loss:	114	RECORD	PCT. RANK	GAMES	SCHEDULE	OF SCHEDULE	RPI	RPI	RPI	RPI
DIV. I ONLY	4- 12	289	4-6	148	159	265	265	13	13	
DIV. I NON-CONF.	3- 7	256	0- 1	182	130	266	266	11	11	

TOTALS	RPI 1-25	RPI 26-50	W-L RECORDS	RPI 51-100	RPI 101-150	RPI 150+				
4- 12	0- 0	0- 2	OVERALL	0- 2	0- 4	4- 4				
2- 7	0- 0	0- 2	HOME	0- 2	0- 2	2- 1				
2- 3	0- 0	0- 0	AWAY	0- 0	0- 0	2- 3				
0- 2	0- 0	0- 0	NEUTRAL	0- 0	0- 2	0- 0				
3- 7	0- 0	0- 1	NON-CONFERENCE	0- 1	0- 3	3- 2				
2- 4	0- 0	0- 1	HOME	0- 1	0- 1	2- 1				
1- 1	0- 0	0- 0	AWAY	0- 0	0- 0	1- 1				
0- 2	0- 0	0- 0	NEUTRAL	0- 0	0- 2	0- 0				
1- 5	0- 0	0- 1	CONFERENCE	0- 1	0- 1	1- 2				
0- 3	0- 0	0- 1	HOME	0- 1	0- 1	0- 0				
1- 2	0- 0	0- 0	AWAY	0- 0	0- 0	1- 2				
0- 0	0- 0	0- 0	NEUTRAL	0- 0	0- 0	0- 0				

RPI 1-25				RPI 26-50				RPI 51-100				RPI 101+ Team's RPI: 265			
RPI	S	Opponent	Score	RPI	S	Opponent	Score	RPI	S	Opponent	Score	RPI	S	Opponent	Score
				36	H	Utah	52 74	57	H	Boise St.	74 75	102	N	UC Davis	68 84
				44	H	New Mexico	64 66	58	H	Southern California	51 72	113	N	Northern Ill.	69 98

LAST 12 Division I GAMES:															
				152	A	Utah St.	76 79	113	N	Northern Ill.	69 98				
				271	H	Hawaii	79 78	218	A	Air Force	74 79				
				335	H	Seattle U	67 54	57	H	Boise St.	74 75				
				160	H	Texas Tech	67 86	133	H	Fresno St.	63 79				
				102	N	UC Davis	68 84	319	A	San Jose St.	52 49				
				58	H	Southern California	51 72	44	H	New Mexico	64 66				

Non-Div I Games: Stanislaus St. 75 52

Nevada

Average RPI Win:	270	WON-LOST	WINNING	LAST 10	STRENGTH OF	OPP. STRENGTH	TEAM	ADJ.	CONF.	ADJ CONF.
Average RPI Loss:	180	RECORD	PCT. RANK	GAMES	SCHEDULE	OF SCHEDULE	RPI	RPI	RPI	RPI
DIV. I ONLY	3- 14	317	3-7	222	271	310	310	23	23	
DIV. I NON-CONF.	2- 10	311	0- 0	210	293	326	326	23	23	
<hr/>										
TOTALS	RPI 1-25	RPI 26-50	W-L RECORDS	RPI 51-100	RPI 101-150	RPI 150+				
3- 14	0- 0	0- 0	OVERALL	0- 4	0- 2	3- 8				
2- 5	0- 0	0- 0	HOME	0- 1	0- 1	2- 3				
1- 9	0- 0	0- 0	AWAY	0- 3	0- 1	1- 5				
0- 0	0- 0	0- 0	NEUTRAL	0- 0	0- 0	0- 0				
2- 10	0- 0	0- 0	NON-CONFERENCE	0- 3	0- 1	2- 6				
2- 3	0- 0	0- 0	HOME	0- 1	0- 0	2- 2				
0- 7	0- 0	0- 0	AWAY	0- 2	0- 1	0- 4				
0- 0	0- 0	0- 0	NEUTRAL	0- 0	0- 0	0- 0				
1- 4	0- 0	0- 0	CONFERENCE	0- 1	0- 1	1- 2				
0- 2	0- 0	0- 0	HOME	0- 0	0- 1	0- 1				
1- 2	0- 0	0- 0	AWAY	0- 1	0- 0	1- 1				
0- 0	0- 0	0- 0	NEUTRAL	0- 0	0- 0	0- 0				

RPI 1-25				RPI 26-50				RPI 51-100				RPI 101+ Team's RPI: 310			
RPI	S	Opponent	Score	RPI	S	Opponent	Score	RPI	S	Opponent	Score	RPI	S	Opponent	Score
								52	A	Northeastern	54 69	120	A	South Fla.	36 79
								67	A	Maine	46 67	147	H	Stony Brook	63 82
								86	H	Princeton	42 90	170	A	Boston U.	39 60
								88	A	Minnesota	47 70	211	A	Brown	70 76
												215	H	Sacred Heart	60 71
												225	H	Dartmouth	42 62
												226	H	Holy Cross	74 62
												257	H	Binghamton	62 71
												276	A	Vermont	60 69
												288	H	Bryant	79 74
												291	A	Central Conn. St.	47 56
												295	A	UMass Lowell	56 53
												317	A	North Dakota St.	51 56
<hr/>															
LAST 12 Division I GAMES:															
				225	H	Dartmouth	42 62	276	A	Vermont	60 69				
				291	A	Central Conn. St.	47 56	147	H	Stony Brook	63 82				
				226	H	Holy Cross	74 62	295	A	UMass Lowell	56 53				
				120	A	South Fla.	36 79	257	H	Binghamton	62 71				
				170	A	Boston U.	39 60	67	A	Maine	46 67				
				288	H	Bryant	79 74	86	H	Princeton	42 90				

Non-Div I Games: U New England 68 44

New Hampshire

Average RPI Win:	176	WON-LOST	WINNING	LAST 10	STRENGTH OF	OPP. STRENGTH	TEAM	ADJ.	CONF.	ADJ CONF.
Average RPI Loss:	138	RECORD	PCT. RANK	GAMES	SCHEDULE	OF SCHEDULE	RPI	RPI	RPI	RPI
DIV. I ONLY	15- 2	14	9-1	183	93	44	44	13	13	
DIV. I NON-CONF.	10- 1	19	1- 0	99	127	26	26	11	11	

TOTALS	RPI 1-25	RPI 26-50	W-L RECORDS	RPI 51-100	RPI 101-150	RPI 150+				
15- 2	0- 0	0- 1	OVERALL	3- 0	3- 0	9- 1				
10- 1	0- 0	0- 1	HOME	2- 0	2- 0	6- 0				
5- 1	0- 0	0- 0	AWAY	1- 0	1- 0	3- 1				
0- 0	0- 0	0- 0	NEUTRAL	0- 0	0- 0	0- 0				
10- 1	0- 0	0- 1	NON-CONFERENCE	2- 0	3- 0	5- 0				
7- 1	0- 0	0- 1	HOME	2- 0	2- 0	3- 0				
3- 0	0- 0	0- 0	AWAY	0- 0	1- 0	2- 0				
0- 0	0- 0	0- 0	NEUTRAL	0- 0	0- 0	0- 0				
5- 1	0- 0	0- 0	CONFERENCE	1- 0	0- 0	4- 1				
3- 0	0- 0	0- 0	HOME	0- 0	0- 0	3- 0				
2- 1	0- 0	0- 0	AWAY	1- 0	0- 0	1- 1				
0- 0	0- 0	0- 0	NEUTRAL	0- 0	0- 0	0- 0				

RPI	S	Opponent	Score	RPI	S	Opponent	Score	RPI	S	Opponent	Score	RPI	S	Opponent	Score
48	H	Auburn	76 79	76	A	Wyoming	78 75	76	A	Houston	89 84	121	A	Houston	89 84
				91	H	SFA	74 33	135	H	Texas St.	82 51	135	H	Texas St.	82 51
				92	H	Hartford	72 65	136	H	Oklahoma	84 80	136	H	Oklahoma	84 80
								180	A	New Mexico St.	75 50	180	A	New Mexico St.	75 50
								180	H	New Mexico St.	83 58	180	H	New Mexico St.	83 58
								188	H	Colorado St.	70 58	188	H	Colorado St.	70 58
								206	H	San Diego St.	70 62	206	H	San Diego St.	70 62
								218	H	Air Force	78 57	218	H	Air Force	78 57
								227	A	UNLV	57 66	227	A	UNLV	57 66
								237	H	Sacramento St.	85 53	237	H	Sacramento St.	85 53
								249	A	Northern Ariz.	84 55	249	A	Northern Ariz.	84 55
								261	H	UTEP	69 51	261	H	UTEP	69 51
								265	A	Nevada	66 64	265	A	Nevada	66 64
LAST 12 Division I GAMES:															
227	A	UNLV	57 66	91	H	SFA	74 33	91	H	SFA	74 33				
265	A	Nevada	66 64	92	H	Hartford	72 65	92	H	Hartford	72 65				
218	H	Air Force	78 57	48	H	Auburn	76 79	48	H	Auburn	76 79				
237	H	Sacramento St.	85 53	76	A	Wyoming	78 75	76	A	Wyoming	78 75				
180	A	New Mexico St.	75 50	206	H	San Diego St.	70 62	206	H	San Diego St.	70 62				
249	A	Northern Ariz.	84 55	188	H	Colorado St.	70 58	188	H	Colorado St.	70 58				

Non-Div I Games:

New Mexico

Average RPI Win:	286	WON-LOST	WINNING	LAST 10	STRENGTH OF	OPP. STRENGTH	TEAM	ADJ.	CONF.	ADJ CONF.
Average RPI Loss:	163	RECORD	PCT. RANK	GAMES	SCHEDULE	OF SCHEDULE	RPI	RPI	RPI	RPI
DIV. I ONLY	2- 10	319	3-7	153	286	284	284	26	26	
DIV. I NON-CONF.	1- 5	311	0- 0	83	252	221	221	22	22	

TOTALS	RPI 1-25	RPI 26-50	W-L RECORDS	RPI 51-100	RPI 101-150	RPI 150+				
2- 10	0- 0	0- 1	OVERALL	0- 4	0- 0	2- 5				
1- 3	0- 0	0- 0	HOME	0- 1	0- 0	1- 2				
1- 7	0- 0	0- 1	AWAY	0- 3	0- 0	1- 3				
0- 0	0- 0	0- 0	NEUTRAL	0- 0	0- 0	0- 0				
1- 5	0- 0	0- 1	NON-CONFERENCE	0- 2	0- 0	1- 2				
0- 1	0- 0	0- 0	HOME	0- 0	0- 0	0- 1				
1- 4	0- 0	0- 1	AWAY	0- 2	0- 0	1- 1				
0- 0	0- 0	0- 0	NEUTRAL	0- 0	0- 0	0- 0				
1- 5	0- 0	0- 0	CONFERENCE	0- 2	0- 0	1- 3				
1- 2	0- 0	0- 0	HOME	0- 1	0- 0	1- 1				
0- 3	0- 0	0- 0	AWAY	0- 1	0- 0	0- 2				
0- 0	0- 0	0- 0	NEUTRAL	0- 0	0- 0	0- 0				

RPI 1-25				RPI 26-50				RPI 51-100				RPI 101+ Team's RPI: 284			
RPI	S	Opponent	Score	RPI	S	Opponent	Score	RPI	S	Opponent	Score	RPI	S	Opponent	Score
				38	A	Miami (FL)	38 78	62	H	Lamar University	57 79	171	A	Xavier	45 61
								78	A	Pittsburgh	38 90	172	H	Abilene Christian	52 59
								91	A	SFA	38 97	252	A	Memphis	66 59
								100	A	Rice	56 67	272	A	A&M-Corpus Christi	51 57
												320	H	McNeese	88 76
												321	H	La. -Monroe	44 57
												322	A	Houston Baptist	74 83
LAST 12 Division I GAMES:															
				171	A	Xavier	45 61	272	A	A&M-Corpus Christi	51 57				
				38	A	Miami (FL)	38 78	91	A	SFA	38 97				
				252	A	Memphis	66 59	320	H	McNeese	88 76				
				100	A	Rice	56 67	62	H	Lamar University	57 79				
				321	H	La. -Monroe	44 57	322	A	Houston Baptist	74 83				
				78	A	Pittsburgh	38 90	172	H	Abilene Christian	52 59				

Non-Div I Games: Dillard 68 59 Centenary (LA) 104 42 Trinity Baptist 93 38

New Orleans

Average RPI Win:	299	WON-LOST	WINNING	LAST 10	STRENGTH OF	OPP. STRENGTH	TEAM	ADJ.	CONF.	ADJ CONF.
Average RPI Loss:	121	RECORD	PCT. RANK	GAMES	SCHEDULE	OF SCHEDULE	RPI	RPI	RPI	RPI
DIV. I ONLY	7- 10	220	6-4	250	148	235	235	27	27	
DIV. I NON-CONF.	4- 8	241	1- 0	212	95	261	261	28	28	

TOTALS	RPI 1-25	RPI 26-50	W-L RECORDS	RPI 51-100	RPI 101-150	RPI 150+				
7- 10	0- 2	0- 1	OVERALL	0- 1	0- 3	7- 3				
4- 4	0- 0	0- 0	HOME	0- 1	0- 1	4- 2				
2- 5	0- 2	0- 1	AWAY	0- 0	0- 1	2- 1				
1- 1	0- 0	0- 0	NEUTRAL	0- 0	0- 1	1- 0				
4- 8	0- 2	0- 1	NON-CONFERENCE	0- 0	0- 2	4- 3				
3- 2	0- 0	0- 0	HOME	0- 0	0- 0	3- 2				
0- 5	0- 2	0- 1	AWAY	0- 0	0- 1	0- 1				
1- 1	0- 0	0- 0	NEUTRAL	0- 0	0- 1	1- 0				
3- 2	0- 0	0- 0	CONFERENCE	0- 1	0- 1	3- 0				
1- 2	0- 0	0- 0	HOME	0- 1	0- 1	1- 0				
2- 0	0- 0	0- 0	AWAY	0- 0	0- 0	2- 0				
0- 0	0- 0	0- 0	NEUTRAL	0- 0	0- 0	0- 0				

RPI 1-25				RPI 26-50				RPI 51-100				RPI 101+ Team's RPI: 235			
RPI	S	Opponent	Score	RPI	S	Opponent	Score	RPI	S	Opponent	Score	RPI	S	Opponent	Score
4	A	Syracuse	45 94	35	A	Buffalo	61 88	70	H	Quinnipiac	55 96	118	A	West Virginia	32 84
12	A	Iowa St.	35 95									119	N	Yale	64 67
												126	H	Marist	58 87
												221	H	St. Bonaventure	48 76
												223	H	Howard	61 68
												232	H	Colgate	74 69
												257	H	Binghamton	79 72
												278	A	Saint Joseph's	54 68
												298	H	Coppin St.	71 69
												305	A	Saint Peter's	75 66
												330	N	Morgan St.	67 57
												332	A	Iona	58 46
												340	H	Manhattan	61 51

LAST 12 Division I GAMES:															
126	H	Marist	58 87	330	N	Morgan St.	67 57								
232	H	Colgate	74 69	119	N	Yale	64 67								
118	A	West Virginia	32 84	70	H	Quinnipiac	55 96								
4	A	Syracuse	45 94	332	A	Iona	58 46								
298	H	Coppin St.	71 69	305	A	Saint Peter's	75 66								
257	H	Binghamton	79 72	340	H	Manhattan	61 51								

Non-Div I Games:

Niagara

Average RPI Win:	301	WON-LOST	WINNING	LAST 10	STRENGTH OF	OPP. STRENGTH	TEAM	ADJ.	CONF.	ADJ CONF.
Average RPI Loss:	118	RECORD	PCT. RANK	GAMES	SCHEDULE	OF SCHEDULE	RPI	RPI	RPI	RPI
DIV. I ONLY	8- 8	168	6-4	316	180	214	214	26	26	
DIV. I NON-CONF.	4- 6	212	0- 1	187	105	171	171	22	22	

TOTALS	RPI 1-25	RPI 26-50	W-L RECORDS	RPI 51-100	RPI 101-150	RPI 150+				
8- 8	0- 1	0- 1	OVERALL	0- 3	0- 1	8- 2				
4- 1	0- 0	0- 0	HOME	0- 0	0- 0	4- 1				
3- 6	0- 1	0- 1	AWAY	0- 3	0- 1	3- 0				
1- 1	0- 0	0- 0	NEUTRAL	0- 0	0- 0	1- 1				
4- 6	0- 1	0- 1	NON-CONFERENCE	0- 2	0- 1	4- 1				
1- 0	0- 0	0- 0	HOME	0- 0	0- 0	1- 0				
2- 5	0- 1	0- 1	AWAY	0- 2	0- 1	2- 0				
1- 1	0- 0	0- 0	NEUTRAL	0- 0	0- 0	1- 1				
4- 2	0- 0	0- 0	CONFERENCE	0- 1	0- 0	4- 1				
3- 1	0- 0	0- 0	HOME	0- 0	0- 0	3- 1				
1- 1	0- 0	0- 0	AWAY	0- 1	0- 0	1- 0				
0- 0	0- 0	0- 0	NEUTRAL	0- 0	0- 0	0- 0				

RPI 1-25				RPI 26-50				RPI 51-100				RPI 101+ Team's RPI: 214			
RPI	S	Opponent	Score	RPI	S	Opponent	Score	RPI	S	Opponent	Score	RPI	S	Opponent	Score
2	A	Baylor	39 100	48	A	Auburn	59 80	63	A	LSU	44 76	135	A	Texas St.	67 72
								89	A	Tulane	46 71	196	N	Delaware	56 71
								91	A	SFA	62 70	241	N	Texas Southern	58 57
												261	A	UTEP	58 56
												300	H	Mississippi Val.	72 47
												313	H	Incarnate Word	86 62
												320	H	McNeese	68 69
												321	A	La.-Monroe	55 54
												322	H	Houston Baptist	77 54
												324	H	Northwestern St.	97 86
												328	A	Central Ark.	64 60
LAST 12 Division I GAMES:															
313	H	Incarnate Word	86 62	196	N	Delaware	56 71	135	A	Texas St.	67 72	328	A	Central Ark.	64 60
324	H	Northwestern St.	97 86	328	A	Central Ark.	64 60	320	H	McNeese	68 69	322	H	Houston Baptist	77 54
63	A	LSU	44 76	320	H	McNeese	68 69	322	H	Houston Baptist	77 54	91	A	SFA	62 70
321	A	La.-Monroe	55 54	89	A	Tulane	46 71	91	A	SFA	62 70				
89	A	Tulane	46 71	300	H	Mississippi Val.	72 47								
300	H	Mississippi Val.	72 47												

Non-Div I Games: Southern-N.O. 86 49 William Carey 86 45

Nicholls St.

Loss, Non-Conf, S Site, H Home A Away N Neutral

Average RPI Win: 299		WON-LOST RECORD	WINNING PCT. RANK	LAST 10 GAMES	STRENGTH OF SCHEDULE	OPP. STRENGTH OF SCHEDULE	TEAM RPI	ADJ. RPI	CONF. RPI	ADJ. CONF. RPI
Average RPI Loss: 166										
DIV. I ONLY		8- 8	168	7-3	339	265	275	275	32	32
DIV. I NON-CONF.		3- 8	267	1- 0	269	190	300	300	32	32
TOTALS		RPI 1-25	RPI 26-50	W-L RECORDS	RPI 51-100	RPI 101-150	RPI 150+			
8- 8	0- 0		0- 0	OVERALL	0- 1	0- 2	8- 5			
5- 2	0- 0		0- 0	HOME	0- 0	0- 0	5- 2			
2- 6	0- 0		0- 0	AWAY	0- 1	0- 2	2- 3			
1- 0	0- 0		0- 0	NEUTRAL	0- 0	0- 0	1- 0			
3- 8	0- 0		0- 0	NON-CONFERENCE	0- 1	0- 2	3- 5			
2- 2	0- 0		0- 0	HOME	0- 0	0- 0	2- 2			
0- 6	0- 0		0- 0	AWAY	0- 1	0- 2	0- 3			
1- 0	0- 0		0- 0	NEUTRAL	0- 0	0- 0	1- 0			
5- 0	0- 0		0- 0	CONFERENCE	0- 0	0- 0	5- 0			
3- 0	0- 0		0- 0	HOME	0- 0	0- 0	3- 0			
2- 0	0- 0		0- 0	AWAY	0- 0	0- 0	2- 0			
0- 0	0- 0		0- 0	NEUTRAL	0- 0	0- 0	0- 0			

RPI 1-25				RPI 26-50				RPI 51-100				RPI 101+				Team's RPI: 275	
RPI	S	Opponent	Score	RPI	S	Opponent	Score	RPI	S	Opponent	Score	RPI	S	Opponent	Score		
								55	A	Old Dominion	53 69	110	A	Wake Forest	61 63		
												141	A	Lehigh	41 62		
												156	A	High Point	51 83		
												159	H	William & Mary	44 55		
												194	A	Ole Miss	42 60		
												205	H	Navy	65 58		
												240	H	Campbell	49 57		
												247	H	Bethune-Cookman	57 50		
												263	N	Liberty	66 53		
												273	A	La Salle	52 62		
												298	A	Coppin St.	68 63		
												342	A	Savannah St.	78 42		
												345	H	Florida A&M	60 58		
												346	H	Longwood	74 42		
												347	H	Delaware St.	63 50		
LAST 12 Division I GAMES:																	
												110	A	Wake Forest	61 63		
												159	H	William & Mary	44 55		
												156	A	High Point	51 83		
												346	H	Longwood	74 42		
												273	A	La Salle	52 62		
												141	A	Lehigh	41 62		
												263	N	Liberty	66 53		
												342	A	Savannah St.	78 42		
												247	H	Bethune-Cookman	57 50		
												298	A	Coppin St.	68 63		
												345	H	Florida A&M	60 58		
												347	H	Delaware St.	63 50		

Non-Div I Games:	Cheyney	93	40	Saint Augustine's	71	38
------------------	---------	----	----	-------------------	----	----

Norfolk St.

Loss, Non-Conf, S Site, H Home A Away N Neutral

Average RPI Win: 255

Average RPI Loss: 126

WON-LOST
RECORDWINNING
PCT. RANKLAST 10
GAMESSTRENGTH OF
SCHEDULEOPP. STRENGTH
OF SCHEDULETEAM
RPIADJ.
RPICONF.
RPIADJ CONF.
RPIDIV. I ONLY
DIV. I NON-CONF.9- 2
5- 131
378-2
0- 0337
347203
114155
166155
16625
2725
27

TOTALS

RPI 1-25

RPI 26-50

W-L RECORDS

RPI 51-100

RPI 101-150

RPI 150+

9- 2
3- 1
4- 1
2- 00- 0
0- 0
0- 0
0- 00- 0
0- 0
0- 0
0- 0OVERALL
HOME
AWAY
NEUTRAL0- 1
0- 1
0- 0
0- 00- 0
0- 0
0- 0
0- 09- 1
3- 0
4- 1
2- 05- 1
1- 0
2- 1
2- 00- 0
0- 0
0- 0
0- 00- 0
0- 0
0- 0
0- 0NON-CONFERENCE
HOME
AWAY
NEUTRAL0- 0
0- 0
0- 0
0- 00- 0
0- 0
0- 0
0- 05- 1
1- 0
2- 1
2- 04- 1
2- 1
2- 0
0- 00- 0
0- 0
0- 0
0- 00- 0
0- 0
0- 0
0- 0CONFERENCE
HOME
AWAY
NEUTRAL0- 1
0- 1
0- 0
0- 00- 0
0- 0
0- 0
0- 04- 0
2- 0
2- 0
0- 0

RPI 1-25

RPI 26-50

RPI 51-100

RPI 101+

Team's RPI: 155

RPI S Opponent Score

RPI S Opponent Score

RPI S Opponent Score

RPI S Opponent Score

81 H FGCU

52 68

171 A Xavier 81 94

174 A Vanderbilt 74 71

203 A Jacksonville 62 59

217 N Southeast Mo. St. 80 67

230 H Alabama St. 68 42

246 H Stetson 71 55

290 A North Florida 70 64

300 A Mississippi Val. 86 72

312 H NJIT 72 60

326 N Western Caro. 89 66

LAST 12 Division I GAMES:

171 A Xavier 81 94
326 N Western Caro. 89 66
217 N Southeast Mo. St. 80 67
230 H Alabama St. 68 42
174 A Vanderbilt 74 71246 H Stetson 71 55
203 A Jacksonville 62 59
312 H NJIT 72 60
81 H FGCU 52 68
290 A North Florida 70 64
300 A Mississippi Val. 86 72

Non-Div I Games:

Stillman

99 43

Martin Methodist

79 48

Lane

98 57

Blue Mountain (MS) 70 42
North Ala.

Loss, Non-Conf, S Site, H Home A Away N Neutral

Average RPI Win:	143	WON-LOST	WINNING	LAST 10	STRENGTH OF	OPP. STRENGTH	TEAM	ADJ.	CONF.	ADJ CONF.
Average RPI Loss:	47	RECORD	PCT. RANK	GAMES	SCHEDULE	OF SCHEDULE	RPI	RPI	RPI	RPI
DIV. I ONLY	10- 8	141	5-5	7	59	41	41	1	1	
DIV. I NON-CONF.	9- 5	105	0- 0	28	119	46	46	1	1	

TOTALS	RPI 1-25	RPI 26-50	W-L RECORDS	RPI 51-100	RPI 101-150	RPI 150+				
10- 8	0- 3	1- 2	OVERALL	2- 2	4- 1	3- 0				
6- 2	0- 1	0- 0	HOME	1- 1	3- 0	2- 0				
1- 4	0- 2	0- 0	AWAY	0- 1	0- 1	1- 0				
3- 2	0- 0	1- 2	NEUTRAL	1- 0	1- 0	0- 0				
9- 5	0- 0	1- 2	NON-CONFERENCE	2- 2	3- 1	3- 0				
5- 1	0- 0	0- 0	HOME	1- 1	2- 0	2- 0				
1- 2	0- 0	0- 0	AWAY	0- 1	0- 1	1- 0				
3- 2	0- 0	1- 2	NEUTRAL	1- 0	1- 0	0- 0				
1- 3	0- 3	0- 0	CONFERENCE	0- 0	1- 0	0- 0				
1- 1	0- 1	0- 0	HOME	0- 0	1- 0	0- 0				
0- 2	0- 2	0- 0	AWAY	0- 0	0- 0	0- 0				
0- 0	0- 0	0- 0	NEUTRAL	0- 0	0- 0	0- 0				

RPI 1-25				RPI 26-50				RPI 51-100				RPI 101+			
RPI	S	Opponent	Score	RPI	S	Opponent	Score	RPI	S	Opponent	Score	RPI	S	Opponent	Score
4	A	Syracuse	77 90	27	N	Kentucky	75 85	67	H	Maine	73 85	110	H	Wake Forest	84 61
6	A	Louisville	66 73	43	N	UCLA	83 49	73	H	Kent St.	73 60	120	N	South Fla.	71 69
22	H	Florida St.	63 64	48	N	Auburn	81 86	82	A	Ohio St.	69 76	122	A	Colorado	74 86
								100	N	Rice	71 50	128	H	UNCW	82 55
												132	H	VCU	59 47
												185	A	Elon	100 69
												223	H	Howard	85 63
												318	H	UNC Greensboro	83 62

LAST 12 Division I GAMES:															
110	H	Wake Forest	84 61	4	A	Syracuse	77 90	22	H	Florida St.	63 64	67	H	Maine	73 85
318	H	UNC Greensboro	83 62	22	H	Florida St.	63 64	6	A	Louisville	66 73	82	A	Ohio St.	69 76
128	H	UNCW	82 55	6	A	Louisville	66 73	223	H	Howard	85 63	48	N	Auburn	81 86
67	H	Maine	73 85	223	H	Howard	85 63	100	N	Rice	71 50	27	N	Kentucky	75 85
82	A	Ohio St.	69 76	48	N	Auburn	81 86								
27	N	Kentucky	75 85	100	N	Rice	71 50								

Non-Div I Games:

North Carolina

Average RPI Win:	265	WON-LOST	WINNING	LAST 10	STRENGTH OF	OPP. STRENGTH	TEAM	ADJ.	CONF.	ADJ CONF.
Average RPI Loss:	127	RECORD	PCT. RANK	GAMES	SCHEDULE	OF SCHEDULE	RPI	RPI	RPI	RPI
DIV. I ONLY	7- 11	234	6-4	234	126	201	201	18	18	
DIV. I NON-CONF.	4- 8	241	0- 0	176	77	188	188	16	16	

TOTALS	RPI 1-25	RPI 26-50	W-L RECORDS	RPI 51-100	RPI 101-150	RPI 150+				
7- 11	0- 2	0- 1	OVERALL	0- 1	0- 1	7- 6				
2- 3	0- 0	0- 1	HOME	0- 0	0- 0	2- 2				
3- 8	0- 2	0- 0	AWAY	0- 1	0- 1	3- 4				
2- 0	0- 0	0- 0	NEUTRAL	0- 0	0- 0	2- 0				
4- 8	0- 2	0- 0	NON-CONFERENCE	0- 1	0- 1	4- 4				
0- 1	0- 0	0- 0	HOME	0- 0	0- 0	0- 1				
2- 7	0- 2	0- 0	AWAY	0- 1	0- 1	2- 3				
2- 0	0- 0	0- 0	NEUTRAL	0- 0	0- 0	2- 0				
3- 3	0- 0	0- 1	CONFERENCE	0- 0	0- 0	3- 2				
2- 2	0- 0	0- 1	HOME	0- 0	0- 0	2- 1				
1- 1	0- 0	0- 0	AWAY	0- 0	0- 0	1- 1				
0- 0	0- 0	0- 0	NEUTRAL	0- 0	0- 0	0- 0				

RPI 1-25				RPI 26-50				RPI 51-100				RPI 101+ Team's RPI: 201			
RPI	S	Opponent	Score	RPI	S	Opponent	Score	RPI	S	Opponent	Score	RPI	S	Opponent	Score
4	A	Syracuse	49 85	28	H	South Dakota St.	48 66	75	A	UNI	60 64	112	A	Penn St.	68 75
12	A	Iowa St.	35 87									158	A	Denver	66 87
												165	A	Oral Roberts	75 67
												166	A	Illinois St.	55 67
												173	A	Rhode Island	63 77
												183	H	Milwaukee	46 64
												192	A	Massachusetts	59 52
												243	H	Western Ill.	80 92
												246	A	Stetson	63 74
												250	N	San Francisco	100 97
												294	N	Western Mich.	62 50
												306	A	Valparaiso	62 56
												307	H	Omaha	68 57
												339	H	Purdue Fort Wayne	79 60
LAST 12 Division I GAMES:															
28	H	South Dakota St.	48 66	243	H	Western Ill.	80 92								
294	N	Western Mich.	62 50	307	H	Omaha	68 57								
246	A	Stetson	63 74	158	A	Denver	66 87								
12	A	Iowa St.	35 87	165	A	Oral Roberts	75 67								
183	H	Milwaukee	46 64	339	H	Purdue Fort Wayne	79 60								
75	A	UNI	60 64	250	N	San Francisco	100 97								

Non-Div I Games: Mayville St. 84 50

North Dakota

Average RPI Win:	300	WON-LOST	WINNING	LAST 10	STRENGTH OF	OPP. STRENGTH	TEAM	ADJ.	CONF.	ADJ CONF.
Average RPI Loss:	162	RECORD	PCT. RANK	GAMES	SCHEDULE	OF SCHEDULE	RPI	RPI	RPI	RPI
DIV. I ONLY	4- 12	289	3-7	294	210	317	317	18	18	
DIV. I NON-CONF.	2- 9	297	0- 0	292	187	330	330	16	16	

TOTALS	RPI 1-25	RPI 26-50	W-L RECORDS	RPI 51-100	RPI 101-150	RPI 150+				
4- 12	0- 1	0- 0	OVERALL	0- 2	0- 1	4- 8				
3- 4	0- 1	0- 0	HOME	0- 1	0- 0	3- 2				
1- 6	0- 0	0- 0	AWAY	0- 1	0- 1	1- 4				
0- 2	0- 0	0- 0	NEUTRAL	0- 0	0- 0	0- 2				
2- 9	0- 0	0- 0	NON-CONFERENCE	0- 2	0- 1	2- 6				
1- 3	0- 0	0- 0	HOME	0- 1	0- 0	1- 2				
1- 4	0- 0	0- 0	AWAY	0- 1	0- 1	1- 2				
0- 2	0- 0	0- 0	NEUTRAL	0- 0	0- 0	0- 2				
2- 3	0- 1	0- 0	CONFERENCE	0- 0	0- 0	2- 2				
2- 1	0- 1	0- 0	HOME	0- 0	0- 0	2- 0				
0- 2	0- 0	0- 0	AWAY	0- 0	0- 0	0- 2				
0- 0	0- 0	0- 0	NEUTRAL	0- 0	0- 0	0- 0				

RPI 1-25				RPI 26-50				RPI 51-100				RPI 101+				Team's RPI: 317
RPI	S	Opponent	Score	RPI	S	Opponent	Score	RPI	S	Opponent	Score	RPI	S	Opponent	Score	
21	H	South Dakota	41 67					61	H	Creighton	51 86	113	A	Northern Ill.	63 81	
								65	A	Pacific	68 75	157	A	Wisconsin	53 64	
												158	A	Denver	54 81	
												183	H	Milwaukee	55 57	
												190	N	North Texas	78 92	
												193	H	UMKC	59 69	
												243	H	Western Ill.	68 60	
												246	A	Stetson	59 60	
												250	N	San Francisco	42 75	
												306	A	Valparaiso	51 48	
												307	A	Omaha	61 78	
												310	H	New Hampshire	56 51	
												339	H	Purdue Fort Wayne	70 54	

LAST 12 Division I GAMES:																
158	A	Denver	54 81	243	H	Western Ill.	68 60	307	A	Omaha	61 78					
306	A	Valparaiso	51 48	21	H	South Dakota	41 67	339	H	Purdue Fort Wayne	70 54					
183	H	Milwaukee	55 57	246	A	Stetson	59 60									
193	H	UMKC	59 69	250	N	San Francisco	42 75									
113	A	Northern Ill.	63 81													
190	N	North Texas	78 92													

Non-Div I Games: Mayville St. 49 43

North Dakota St.

Average RPI Win:	313	WON-LOST	WINNING	LAST 10	STRENGTH OF	OPP. STRENGTH	TEAM	ADJ.	CONF.	ADJ CONF.
Average RPI Loss:	162	RECORD	PCT. RANK	GAMES	SCHEDULE	OF SCHEDULE	RPI	RPI	RPI	RPI
DIV. I ONLY	5- 9	245	4-6	285	258	290	290	25	25	
DIV. I NON-CONF.	3- 6	241	0- 0	302	244	310	310	27	27	

TOTALS	RPI 1-25	RPI 26-50	W-L RECORDS	RPI 51-100	RPI 101-150	RPI 150+				
5- 9	0- 2	0- 0	OVERALL	0- 1	0- 0	5- 6				
4- 3	0- 0	0- 0	HOME	0- 1	0- 0	4- 2				
1- 6	0- 2	0- 0	AWAY	0- 0	0- 0	1- 4				
0- 0	0- 0	0- 0	NEUTRAL	0- 0	0- 0	0- 0				
3- 6	0- 2	0- 0	NON-CONFERENCE	0- 0	0- 0	3- 4				
3- 1	0- 0	0- 0	HOME	0- 0	0- 0	3- 1				
0- 5	0- 2	0- 0	AWAY	0- 0	0- 0	0- 3				
0- 0	0- 0	0- 0	NEUTRAL	0- 0	0- 0	0- 0				
2- 3	0- 0	0- 0	CONFERENCE	0- 1	0- 0	2- 2				
1- 2	0- 0	0- 0	HOME	0- 1	0- 0	1- 1				
1- 1	0- 0	0- 0	AWAY	0- 0	0- 0	1- 1				
0- 0	0- 0	0- 0	NEUTRAL	0- 0	0- 0	0- 0				

RPI 1-25				RPI 26-50				RPI 51-100				RPI 101+				Team's RPI: 290
RPI	S	Opponent	Score	RPI	S	Opponent	Score	RPI	S	Opponent	Score	RPI	S	Opponent	Score	
22	A	Florida St.	53 74									155	H	North Ala.	64 70	
24	A	Indiana	52 75					81	H	FGCU	66 105	188	A	Colorado St.	59 61	
												194	A	Ole Miss	69 82	
												246	H	Stetson	71 57	
												247	A	Bethune-Cookman	60 76	
												263	A	Liberty	53 69	
												285	H	Alabama A&M	62 63	
												311	H	FIU	62 53	
												331	A	Lipscomb	68 53	
												334	H	Charleston So.	82 76	
												345	H	Florida A&M	64 53	

LAST 12 Division I GAMES:																
263	A	Liberty	53 69	246	H	Stetson	71 57									
247	A	Bethune-Cookman	60 76	81	H	FGCU	66 105									
311	H	FIU	62 53	331	A	Lipscomb	68 53									
188	A	Colorado St.	59 61	155	H	North Ala.	64 70									
334	H	Charleston So.	82 76	194	A	Ole Miss	69 82									
24	A	Indiana	52 75	285	H	Alabama A&M	62 63									

Non-Div I Games: Trinity Baptist 99 40 Warner 67 36

North Florida

Loss, Non-Conf, S Site, H Home A Away N Neutral

Average RPI Win:	233	WON-LOST	WINNING	LAST 10	STRENGTH OF	OPP. STRENGTH	TEAM	ADJ.	CONF.	ADJ CONF.
Average RPI Loss:	125	RECORD	PCT. RANK	GAMES	SCHEDULE	OF SCHEDULE	RPI	RPI	RPI	RPI
DIV. I ONLY	7- 7	168	7-3	225	114	190	190	16	16	
DIV. I NON-CONF.	4- 5	190	0- 0	206	113	229	229	19	19	

TOTALS	RPI 1-25	RPI 26-50	W-L RECORDS	RPI 51-100	RPI 101-150	RPI 150+				
7- 7	0- 1	0- 1	OVERALL	0- 2	2- 0	5- 3				
4- 3	0- 1	0- 0	HOME	0- 0	1- 0	3- 2				
2- 3	0- 0	0- 1	AWAY	0- 1	1- 0	1- 1				
1- 1	0- 0	0- 0	NEUTRAL	0- 1	0- 0	1- 0				
4- 5	0- 1	0- 1	NON-CONFERENCE	0- 1	1- 0	3- 2				
3- 2	0- 1	0- 0	HOME	0- 0	1- 0	2- 1				
0- 2	0- 0	0- 1	AWAY	0- 0	0- 0	0- 1				
1- 1	0- 0	0- 0	NEUTRAL	0- 1	0- 0	1- 0				
3- 2	0- 0	0- 0	CONFERENCE	0- 1	1- 0	2- 1				
1- 1	0- 0	0- 0	HOME	0- 0	0- 0	1- 1				
2- 1	0- 0	0- 0	AWAY	0- 1	1- 0	1- 0				
0- 0	0- 0	0- 0	NEUTRAL	0- 0	0- 0	0- 0				

RPI 1-25				RPI 26-50				RPI 51-100				RPI 101+ Team's RPI: 190			
RPI	S	Opponent	Score	RPI	S	Opponent	Score	RPI	S	Opponent	Score	RPI	S	Opponent	Score
25	H	Texas	54 64	42	A	Kansas St.	42 60	76	N	Wyoming	49 53	111	H	Missouri St.	83 76
								100	A	Rice	52 64	139	A	Louisiana Tech	65 54
												152	H	Utah St.	41 57
												212	A	Southern Miss.	62 48
												222	A	SMU	66 73
												255	H	UTSA	54 57
												261	H	UTEP	70 51
												269	H	CSU Bakersfield	71 59
												317	N	North Dakota St.	92 78
												322	H	Houston Baptist	100 75
LAST 12 Division I GAMES:															
				100	A	Rice	52 64	255	H	UTSA	54 57				
				322	H	Houston Baptist	100 75	261	H	UTEP	70 51				
				111	H	Missouri St.	83 76	212	A	Southern Miss.	62 48				
				222	A	SMU	66 73	139	A	Louisiana Tech	65 54				
				317	N	North Dakota St.	92 78	269	H	CSU Bakersfield	71 59				
				76	N	Wyoming	49 53	152	H	Utah St.	41 57				

Non-Div I Games: Mid-Amer. Christian 82 35 Xavier (LA) 59 46 Okla. Panhandle 93 52

North Texas

Northeastern				Through Games of Sat. 1/7, 2017							
Average RPI	Win:	179	WON-LOST	WINNING	LAST 10	STRENGTH OF	OPP. STRENGTH	TEAM	ADJ.	CONF.	ADJ CONF.
Loss:	100	RECORD	PCT. RANK	GAMES	SCHEDULE	OF SCHEDULE	RPI	RPI	RPI	RPI	RPI
DIV. I ONLY		12- 4	49	6-4		108	160	52	52	10	10
DIV. I NON-CONF.		10- 1	19	0- 0		180	149	30	30	13	13

TOTALS	RPI 1-25		RPI 26-50		W-L RECORDS		RPI 51-100		RPI 101-150		RPI 150+
12- 4	0- 0		0- 0		OVERALL		2- 2		2- 2		8- 0
8- 1	0- 0		0- 0		HOME		1- 0		1- 1		6- 0
4- 3	0- 0		0- 0		AWAY		1- 2		1- 1		2- 0
0- 0	0- 0		0- 0		NEUTRAL		0- 0		0- 0		0- 0
10- 1	0- 0		0- 0		NON-CONFERENCE		2- 0		2- 1		6- 0
6- 0	0- 0		0- 0		HOME		1- 0		1- 0		4- 0
4- 1	0- 0		0- 0		AWAY		1- 0		1- 1		2- 0
0- 0	0- 0		0- 0		NEUTRAL		0- 0		0- 0		0- 0
2- 3	0- 0		0- 0		CONFERENCE		0- 2		0- 1		2- 0
2- 1	0- 0		0- 0		HOME		0- 0		0- 1		2- 0
0- 2	0- 0		0- 0		AWAY		0- 2		0- 0		0- 0
0- 0	0- 0		0- 0		NEUTRAL		0- 0		0- 0		0- 0

RPI 1-25				RPI 26-50				RPI 51-100				Team's RPI : 52				RPI 101+			
RPI	S	Opponent	Score	RPI	S	Opponent	Score	RPI	S	Opponent	Score	RPI	S	Opponent	Score	RPI	S	Opponent	Score

Non-Div I Games:

Northeastern

Loss, Non-Conf, S Site, H Home A Away N Neutral

Average RPI Win:	238	WON-LOST	WINNING	LAST 10	STRENGTH OF	OPP. STRENGTH	TEAM	ADJ.	CONF.	ADJ CONF.
Average RPI Loss:	147	RECORD	PCT. RANK	GAMES	SCHEDULE	OF SCHEDULE	RPI	RPI	RPI	RPI
DIV. I ONLY	5- 11	259	1-9	226	141	249	249	15	15	
DIV. I NON-CONF.	4- 5	190	0- 1	216	84	192	192	12	12	

TOTALS	RPI 1-25	RPI 26-50	W-L RECORDS	RPI 51-100	RPI 101-150	RPI 150+				
5- 11	0- 0	0- 1	OVERALL	0- 2	2- 3	3- 5				
3- 3	0- 0	0- 1	HOME	0- 0	1- 1	2- 1				
2- 7	0- 0	0- 0	AWAY	0- 2	1- 2	1- 3				
0- 1	0- 0	0- 0	NEUTRAL	0- 0	0- 0	0- 1				
4- 5	0- 0	0- 1	NON-CONFERENCE	0- 2	2- 0	2- 2				
2- 1	0- 0	0- 1	HOME	0- 0	1- 0	1- 0				
2- 3	0- 0	0- 0	AWAY	0- 2	1- 0	1- 1				
0- 1	0- 0	0- 0	NEUTRAL	0- 0	0- 0	0- 1				
1- 6	0- 0	0- 0	CONFERENCE	0- 0	0- 3	1- 3				
1- 2	0- 0	0- 0	HOME	0- 0	0- 1	1- 1				
0- 4	0- 0	0- 0	AWAY	0- 0	0- 2	0- 2				
0- 0	0- 0	0- 0	NEUTRAL	0- 0	0- 0	0- 0				

RPI	S	Opponent	Score	RPI	S	Opponent	Score	RPI	S	Opponent	Score	RPI	S	Opponent	Score	Team's RPI: 249
44	H	New Mexico	55 84	60	A	Arizona	47 71	117	H	Idaho St.	69 80	133	H	Fresno St.	86 73	
				99	A	Washington	59 81	134	A	Loyola Marymount	63 62	144	A	Portland St.	55 72	
								145	A	Montana	62 78	151	A	Montana St.	70 80	
								188	A	Colorado St.	54 65	210	H	Southern Utah	76 82	
								222	N	SMU	48 55	237	A	Sacramento St.	61 65	
								286	H	California Baptist	91 88	304	H	Weber St.	74 64	
								335	A	Seattle U	65 58					
LAST 12 Division I GAMES:																
222	N	SMU	48 55	144	A	Portland St.	55 72									
145	A	Montana	62 78	237	A	Sacramento St.	61 65									
60	A	Arizona	47 71	210	H	Southern Utah	76 82									
44	H	New Mexico	55 84	117	H	Idaho St.	69 80									
188	A	Colorado St.	54 65	304	H	Weber St.	74 64									
134	A	Loyola Marymount	63 62	151	A	Montana St.	70 80									

Non-Div I Games:

Northern Ariz.

Average RPI Win:	172	WON-LOST	WINNING	LAST 10	STRENGTH OF	OPP. STRENGTH	TEAM	ADJ.	CONF.	ADJ CONF.
Average RPI Loss:	146	RECORD	PCT. RANK	GAMES	SCHEDULE	OF SCHEDULE	RPI	RPI	RPI	RPI
DIV. I ONLY	11- 6	91	7-3	190	82	114	114	15	15	
DIV. I NON-CONF.	5- 4	139	0- 0	183	26	97	97	12	12	

TOTALS	RPI 1-25	RPI 26-50	W-L RECORDS	RPI 51-100	RPI 101-150	RPI 150+				
11- 6	0- 1	0- 0	OVERALL	0- 1	5- 1	6- 3				
6- 2	0- 0	0- 0	HOME	0- 0	3- 0	3- 2				
5- 4	0- 1	0- 0	AWAY	0- 1	2- 1	3- 1				
0- 0	0- 0	0- 0	NEUTRAL	0- 0	0- 0	0- 0				
5- 4	0- 1	0- 0	NON-CONFERENCE	0- 1	1- 1	4- 1				
3- 0	0- 0	0- 0	HOME	0- 0	1- 0	2- 0				
2- 4	0- 1	0- 0	AWAY	0- 1	0- 1	2- 1				
0- 0	0- 0	0- 0	NEUTRAL	0- 0	0- 0	0- 0				
6- 2	0- 0	0- 0	CONFERENCE	0- 0	4- 0	2- 2				
3- 2	0- 0	0- 0	HOME	0- 0	2- 0	1- 2				
3- 0	0- 0	0- 0	AWAY	0- 0	2- 0	1- 0				
0- 0	0- 0	0- 0	NEUTRAL	0- 0	0- 0	0- 0				

RPI 1-25				RPI 26-50				RPI 51-100				RPI 101+ Team's RPI: 114			
RPI	S	Opponent	Score	RPI	S	Opponent	Score	RPI	S	Opponent	Score	RPI	S	Opponent	Score
20	A	BYU	50 70					63	A	LSU	57 62	117	H	Idaho St.	60 56
												122	A	Colorado	69 77
												127	H	Chattanooga	68 65
												129	A	Idaho	86 72
												144	H	Portland St.	79 63
												145	A	Montana	73 62
												151	H	Montana St.	66 79
												158	H	Denver	74 66
												175	A	Eastern Wash.	67 62
												188	A	Colorado St.	53 47
												218	A	Air Force	57 69
												222	H	SMU	58 57
												237	H	Sacramento St.	82 69
												250	A	San Francisco	68 63
												304	H	Weber St.	54 55

LAST 12 Division I GAMES:															
117	H	Idaho St.	60 56	304	H	Weber St.	54 55								
237	H	Sacramento St.	82 69	151	H	Montana St.	66 79								
20	A	BYU	50 70	145	A	Montana	73 62								
127	H	Chattanooga	68 65	175	A	Eastern Wash.	67 62								
222	H	SMU	58 57	129	A	Idaho	86 72								
218	A	Air Force	57 69	144	H	Portland St.	79 63								

Non-Div I Games:

Northern Colo.

Average RPI Win:	216	WON-LOST	WINNING	LAST 10	STRENGTH OF	OPP. STRENGTH	TEAM	ADJ.	CONF.	ADJ CONF.
Average RPI Loss:	73	RECORD	PCT. RANK	GAMES	SCHEDULE	OF SCHEDULE	RPI	RPI	RPI	RPI
DIV. I ONLY	10- 6	99	7-3	140	111	113	113	8	8	
DIV. I NON-CONF.	8- 4	91	1- 0	220	131	105	105	8	8	

TOTALS	RPI 1-25	RPI 26-50	W-L RECORDS	RPI 51-100	RPI 101-150	RPI 150+				
10- 6	0- 3	0- 0	OVERALL	1- 1	2- 1	7- 1				
7- 1	0- 1	0- 0	HOME	1- 0	2- 0	4- 0				
1- 5	0- 2	0- 0	AWAY	0- 1	0- 1	1- 1				
2- 0	0- 0	0- 0	NEUTRAL	0- 0	0- 0	2- 0				
8- 4	0- 2	0- 0	NON-CONFERENCE	1- 0	1- 1	6- 1				
6- 0	0- 0	0- 0	HOME	1- 0	1- 0	4- 0				
0- 4	0- 2	0- 0	AWAY	0- 0	0- 1	0- 1				
2- 0	0- 0	0- 0	NEUTRAL	0- 0	0- 0	2- 0				
2- 2	0- 1	0- 0	CONFERENCE	0- 1	1- 0	1- 0				
1- 1	0- 1	0- 0	HOME	0- 0	1- 0	0- 0				
1- 1	0- 0	0- 0	AWAY	0- 1	0- 0	1- 0				
0- 0	0- 0	0- 0	NEUTRAL	0- 0	0- 0	0- 0				

RPI	S	Opponent	Score	RPI	S	Opponent	Score	RPI	S	Opponent	Score	RPI	S	Opponent	Score	Team's RPI: 113
12	A	Iowa St.	60 70					73	A	Kent St.	78 87	101	H	Miami (OH)	82 71	
18	H	Central Mich.	66 89					75	H	UNI	70 59	119	H	Yale	89 80	
24	A	Indiana	73 91									145	A	Montana	70 86	
												168	A	Southern Ill.	73 82	
												211	H	Brown	109 102	
												228	A	Bowling Green	66 52	
												243	N	Western Ill.	86 61	
												253	H	Eastern Ill.	78 59	
												265	N	Nevada	98 69	
												317	H	North Dakota St.	81 63	
												343	H	Chicago St.	114 52	

LAST 12 Division I GAMES:																
265	N	Nevada	98 69	75	H	UNI	70 59	12	A	Iowa St.	60 70	228	A	Bowling Green	66 52	
211	H	Brown	109 102	12	A	Iowa St.	60 70	18	H	Central Mich.	66 89	73	A	Kent St.	78 87	
343	H	Chicago St.	114 52	228	A	Bowling Green	66 52	73	A	Kent St.	78 87	101	H	Miami (OH)	82 71	
253	H	Eastern Ill.	78 59	18	H	Central Mich.	66 89									
243	N	Western Ill.	86 61	73	A	Kent St.	78 87									
168	A	Southern Ill.	73 82	101	H	Miami (OH)	82 71									

Non-Div I Games:

Northern Ill.

Average RPI Win:	260	WON-LOST	WINNING	LAST 10	STRENGTH OF	OPP. STRENGTH	TEAM	ADJ.	CONF.	ADJ CONF.
Average RPI Loss:	144	RECORD	PCT. RANK	GAMES	SCHEDULE	OF SCHEDULE	RPI	RPI	RPI	RPI
DIV. I ONLY	2- 13	331	2-8	120	213	280	280	19	19	
DIV. I NON-CONF.	0- 9	336	0- 0	76	220	304	304	18	18	

TOTALS	RPI 1-25	RPI 26-50	W-L RECORDS	RPI 51-100	RPI 101-150	RPI 150+				
2- 13	0- 1	0- 1	OVERALL	0- 4	0- 1	2- 6				
1- 4	0- 0	0- 1	HOME	0- 2	0- 0	1- 1				
1- 6	0- 1	0- 0	AWAY	0- 2	0- 1	1- 2				
0- 3	0- 0	0- 0	NEUTRAL	0- 0	0- 0	0- 3				
0- 9	0- 1	0- 0	NON-CONFERENCE	0- 3	0- 0	0- 5				
0- 2	0- 0	0- 0	HOME	0- 1	0- 0	0- 1				
0- 4	0- 1	0- 0	AWAY	0- 2	0- 0	0- 1				
0- 3	0- 0	0- 0	NEUTRAL	0- 0	0- 0	0- 3				
2- 4	0- 0	0- 1	CONFERENCE	0- 1	0- 1	2- 1				
1- 2	0- 0	0- 1	HOME	0- 1	0- 0	1- 0				
1- 2	0- 0	0- 0	AWAY	0- 0	0- 1	1- 1				
0- 0	0- 0	0- 0	NEUTRAL	0- 0	0- 0	0- 0				

RPI 1-25				RPI 26-50				RPI 51-100				RPI 101+				Team's RPI: 280
RPI	S	Opponent	Score	RPI	S	Opponent	Score	RPI	S	Opponent	Score	RPI	S	Opponent	Score	
6	A	Louisville	59 92	47	H	Green Bay	61 81	71	H	Belmont	53 71	149	A	IUPUI	48 70	
								73	A	Kent St.	61 62	161	N	Pepperdine	46 51	
								79	H	Wright St.	55 61	166	H	Illinois St.	53 58	
								93	A	Providence	43 48	181	N	Akron	60 77	
												183	H	Milwaukee	55 54	
												268	A	Cleveland St.	47 76	
												273	N	La Salle	56 74	
												308	A	Austin Peay	48 52	
												336	A	UIC	67 49	

LAST 12 Division I GAMES:																
268	A	Cleveland St.	47 76	79	H	Wright St.	55 61									
93	A	Providence	43 48	47	H	Green Bay	61 81									
273	N	La Salle	56 74	183	H	Milwaukee	55 54									
6	A	Louisville	59 92	149	A	IUPUI	48 70									
166	H	Illinois St.	53 58	336	A	UIC	67 49									
308	A	Austin Peay	48 52	161	N	Pepperdine	46 51									

Non-Div I Games: Alderson Broaddus 73 32

Northern Ky.

Average RPI Win:	160	WON-LOST	WINNING	LAST 10	STRENGTH OF	OPP. STRENGTH	TEAM	ADJ.	CONF.	ADJ CONF.
Average RPI Loss:	47	RECORD	PCT. RANK	GAMES	SCHEDULE	OF SCHEDULE	RPI	RPI	RPI	RPI
DIV. I ONLY	10- 7	122	5-5	54	29	74	74	4	4	
DIV. I NON-CONF.	7- 4	109	0- 1	158	44	112	112	5	5	

TOTALS	RPI 1-25	RPI 26-50	W-L RECORDS	RPI 51-100	RPI 101-150	RPI 150+				
10- 7	1- 2	3- 2	OVERALL	0- 3	1- 0	5- 0				
6- 3	0- 1	2- 1	HOME	0- 1	1- 0	3- 0				
3- 3	1- 1	1- 1	AWAY	0- 1	0- 0	1- 0				
1- 1	0- 0	0- 0	NEUTRAL	0- 1	0- 0	1- 0				
7- 4	0- 1	2- 1	NON-CONFERENCE	0- 2	1- 0	4- 0				
4- 2	0- 1	1- 0	HOME	0- 1	1- 0	2- 0				
2- 1	0- 0	1- 1	AWAY	0- 0	0- 0	1- 0				
1- 1	0- 0	0- 0	NEUTRAL	0- 1	0- 0	1- 0				
3- 3	1- 1	1- 1	CONFERENCE	0- 1	0- 0	1- 0				
2- 1	0- 0	1- 1	HOME	0- 0	0- 0	1- 0				
1- 2	1- 1	0- 0	AWAY	0- 1	0- 0	0- 0				
0- 0	0- 0	0- 0	NEUTRAL	0- 0	0- 0	0- 0				

RPI 1-25				RPI 26-50				RPI 51-100 Team's RPI: 74				RPI 101+			
RPI	S	Opponent	Score	RPI	S	Opponent	Score	RPI	S	Opponent	Score	RPI	S	Opponent	Score
14	H	Marquette	57 76	26	H	Michigan St.	70 62	69	A	Michigan	78 79	143	H	UT Martin	90 64
16	A	Rutgers	41 45	33	A	DePaul	60 76	72	N	Kansas	57 66	162	H	Illinois	68 45
24	A	Indiana	75 69	45	H	Purdue	54 57	78	H	Pittsburgh	49 52	202	A	Florida	83 74
				47	A	Green Bay	57 55					270	N	Wichita St.	65 43
				50	H	Duke	84 58					336	H	UIC	87 44

LAST 12 Division I GAMES:															
				72	N	Kansas	57 66	24	A	Indiana	75 69				
				270	N	Wichita St.	65 43	45	H	Purdue	54 57				
				343	H	Chicago St.	97 35	69	A	Michigan	78 79				
				14	H	Marquette	57 76	26	H	Michigan St.	70 62				
				33	A	DePaul	60 76	162	H	Illinois	68 45				
				78	H	Pittsburgh	49 52	16	A	Rutgers	41 45				

Non-Div I Games:

Northwestern

Average RPI Win:	335	WON-LOST	WINNING	LAST 10	STRENGTH OF	OPP. STRENGTH	TEAM	ADJ.	CONF.	ADJ CONF.
Average RPI Loss:	161	RECORD	PCT. RANK	GAMES	SCHEDULE	OF SCHEDULE	RPI	RPI	RPI	RPI
DIV. I ONLY	2- 10	319	3-7	228	270	324	324	26	26	
DIV. I NON-CONF.	1- 6	318	0- 0	256	153	329	329	22	22	

TOTALS	RPI 1-25	RPI 26-50	W-L RECORDS	RPI 51-100	RPI 101-150	RPI 150+				
2- 10	0- 1	0- 0	OVERALL	0- 2	0- 2	2- 5				
2- 2	0- 0	0- 0	HOME	0- 0	0- 0	2- 2				
0- 8	0- 1	0- 0	AWAY	0- 2	0- 2	0- 3				
0- 0	0- 0	0- 0	NEUTRAL	0- 0	0- 0	0- 0				
1- 6	0- 1	0- 0	NON-CONFERENCE	0- 1	0- 2	1- 2				
1- 1	0- 0	0- 0	HOME	0- 0	0- 0	1- 1				
0- 5	0- 1	0- 0	AWAY	0- 1	0- 2	0- 1				
0- 0	0- 0	0- 0	NEUTRAL	0- 0	0- 0	0- 0				
1- 4	0- 0	0- 0	CONFERENCE	0- 1	0- 0	1- 3				
1- 1	0- 0	0- 0	HOME	0- 0	0- 0	1- 1				
0- 3	0- 0	0- 0	AWAY	0- 1	0- 0	0- 2				
0- 0	0- 0	0- 0	NEUTRAL	0- 0	0- 0	0- 0				

RPI 1-25				RPI 26-50				RPI 51-100				RPI 101+				Team's RPI: 324
RPI	S	Opponent	Score	RPI	S	Opponent	Score	RPI	S	Opponent	Score	RPI	S	Opponent	Score	
25	A	Texas	66 104					64	A	Arkansas	53 98	103	A	Al abama	73 87	
								91	A	SFA	56 84	136	A	Okl ahoma	56 93	
												172	H	Abilene Christi an	63 72	
												212	A	Southern Mi ss.	54 69	
												214	A	Ni chol l s St.	86 97	
												272	A	A&M-Corpus Christi	55 79	
												320	H	McNeese	82 63	
												321	H	La. -Monroe	55 63	
												350	H	Al corn	78 65	

LAST 12 Division I GAMES:																
172	H	Abilene Christi an	63 72	91	A	SFA	56 84	272	A	A&M-Corpus Christi	55 79	320	H	McNeese	82 63	
321	H	La. -Monroe	55 63	214	A	Ni chol l s St.	86 97	25	A	Texas	66 104	103	A	Al abama	73 87	
212	A	Southern Mi ss.	54 69	136	A	Okl ahoma	56 93									
350	H	Al corn	78 65	64	A	Arkansas	53 98									

Non-Div I Games: Loyola (LA) 71 66 Central Baptist 82 56 LeTourneau 100 40 Centenary (LA) 94 51 Northwestern St.

Average RPI Win:	69	WON-LOST	WINNING	LAST 10	STRENGTH OF	OPP. STRENGTH	TEAM	ADJ.	CONF.	ADJ CONF.
Average RPI Loss:	8	RECORD	PCT. RANK	GAMES	SCHEDULE	OF SCHEDULE	RPI	RPI	RPI	RPI

DIV. I ONLY	17- 1	2	10-0	1	6	1	1	1	1
DIV. I NON-CONF.	12- 1	10	1- 0	1	10	1	1	1	1

TOTALS	RPI 1-25	RPI 26-50	W-L RECORDS	RPI 51-100	RPI 101-150	RPI 150+			
17- 1	5- 1	3- 0	OVERALL	5- 0	3- 0	1- 0			
9- 1	2- 1	0- 0	HOME	3- 0	3- 0	1- 0			
5- 0	1- 0	2- 0	AWAY	2- 0	0- 0	0- 0			
3- 0	2- 0	1- 0	NEUTRAL	0- 0	0- 0	0- 0			
12- 1	4- 1	2- 0	NON-CONFERENCE	3- 0	2- 0	1- 0			
6- 1	1- 1	0- 0	HOME	2- 0	2- 0	1- 0			
3- 0	1- 0	1- 0	AWAY	1- 0	0- 0	0- 0			
3- 0	2- 0	1- 0	NEUTRAL	0- 0	0- 0	0- 0			
5- 0	1- 0	1- 0	CONFERENCE	2- 0	1- 0	0- 0			
3- 0	1- 0	0- 0	HOME	1- 0	1- 0	0- 0			
2- 0	0- 0	1- 0	AWAY	1- 0	0- 0	0- 0			
0- 0	0- 0	0- 0	NEUTRAL	0- 0	0- 0	0- 0			

RPI 1-25	Team's RPI: 1	RPI 26-50	RPI 51-100	RPI 101+
RPI S Opponent Score	RPI S Opponent Score	RPI S Opponent Score	RPI S Opponent Score	RPI S Opponent Score
6 H Louisville 82 68	30 N Oregon St. 91 81	66 H Harvard 103 58	108 H Western Ky. 94 53	
8 H UConn 71 89	33 A DePaul 101 77	77 A Virginia Tech 80 51	110 H Wake Forest 78 48	
10 N Gonzaga 81 65	46 A Georgia Tech 76 55	78 H Pittsburgh 100 44	141 H Lehigh 95 68	
11 H Iowa 105 71		84 H Penn 75 55	257 H Binghamton 103 53	
13 N Drake 82 64		94 A Toledo 72 56		
14 A Marquette 87 63				
LAST 12 Division I GAMES:				
30 N Oregon St. 91 81	13 N Drake 82 64			
141 H Lehigh 95 68	77 A Virginia Tech 80 51			
14 A Marquette 87 63	110 H Wake Forest 78 48			
108 H Western Ky. 94 53	6 H Louisville 82 68			
257 H Binghamton 103 53	46 A Georgia Tech 76 55			
94 A Toledo 72 56	78 H Pittsburgh 100 44			

Non-Div I Games:

Notre Dame

Average RPI Win:	310	WON-LOST	WINNING	LAST 10	STRENGTH OF	OPP. STRENGTH	TEAM	ADJ.	CONF.	ADJ CONF.
Average RPI Loss:	137	RECORD	PCT. RANK	GAMES	SCHEDULE	OF SCHEDULE	RPI	RPI	RPI	RPI
DIV. I ONLY	2- 13	331	2-8	106	225	292	292	19	19	
DIV. I NON-CONF.	1- 8	322	0- 0	18	186	219	219	18	18	

TOTALS	RPI 1-25	RPI 26-50	W-L RECORDS	RPI 51-100	RPI 101-150	RPI 150+				
2- 13	0- 2	0- 1	OVERALL	0- 2	0- 2	2- 6				
2- 6	0- 1	0- 1	HOME	0- 1	0- 1	2- 2				
0- 6	0- 1	0- 0	AWAY	0- 1	0- 1	0- 3				
0- 1	0- 0	0- 0	NEUTRAL	0- 0	0- 0	0- 1				
1- 8	0- 2	0- 1	NON-CONFERENCE	0- 2	0- 0	1- 3				
1- 3	0- 1	0- 1	HOME	0- 1	0- 0	1- 0				
0- 4	0- 1	0- 0	AWAY	0- 1	0- 0	0- 2				
0- 1	0- 0	0- 0	NEUTRAL	0- 0	0- 0	0- 1				
1- 5	0- 0	0- 0	CONFERENCE	0- 0	0- 2	1- 3				
1- 3	0- 0	0- 0	HOME	0- 0	0- 1	1- 2				
0- 2	0- 0	0- 0	AWAY	0- 0	0- 1	0- 1				
0- 0	0- 0	0- 0	NEUTRAL	0- 0	0- 0	0- 0				

RPI 1-25				RPI 26-50				RPI 51-100				RPI 101+ Team's RPI: 292			
RPI	S	Opponent	Score	RPI	S	Opponent	Score	RPI	S	Opponent	Score	RPI	S	Opponent	Score
18	A	Central Mich.	61 104	26	H	Michigan St.	58 102	69	H	Michigan	59 85	104	H	Youngstown St.	55 69
24	H	Indiana	32 59					73	A	Kent St.	65 75	149	A	IUPUI	53 82
												166	A	Illinois St.	56 62
												179	A	Bradley	64 73
												181	N	Akron	65 85
												183	H	Milwaukee	52 79
												268	H	Cleveland St.	62 64
												293	H	Canisius	71 60
												327	H	Detroit Mercy	74 67
												336	A	UIC	65 69
LAST 12 Division I GAMES:															
183	H	Milwaukee	52 79	149	A	IUPUI	53 82								
26	H	Michigan St.	58 102	336	A	UIC	65 69								
179	A	Bradley	64 73	327	H	Detroit Mercy	74 67								
166	A	Illinois St.	56 62	104	H	Youngstown St.	55 69								
293	H	Canisius	71 60	268	H	Cleveland St.	62 64								
73	A	Kent St.	65 75	69	H	Michigan	59 85								

Non-Div I Games: Grace Bible (MI) 94 48 Rochester College 64 46

Oakland

Average RPI Win:	176	WON-LOST	WINNING	LAST 10	STRENGTH OF	OPP. STRENGTH	TEAM	ADJ.	CONF.	ADJ CONF.
Average RPI Loss:	18	RECORD	PCT. RANK	GAMES	SCHEDULE	OF SCHEDULE	RPI	RPI	RPI	RPI
DIV. I ONLY	15- 1	7	9-1	212	62	40	40	8	8	
DIV. I NON-CONF.	11- 0	1	0- 0	305	74	53	53	8	8	

TOTALS	RPI 1-25	RPI 26-50	W-L RECORDS	RPI 51-100	RPI 101-150	RPI 150+				
15- 1	0- 1	2- 0	OVERALL	2- 0	3- 0	8- 0				
8- 1	0- 1	1- 0	HOME	1- 0	1- 0	5- 0				
5- 0	0- 0	1- 0	AWAY	0- 0	2- 0	2- 0				
2- 0	0- 0	0- 0	NEUTRAL	1- 0	0- 0	1- 0				
11- 0	0- 0	1- 0	NON-CONFERENCE	1- 0	3- 0	6- 0				
6- 0	0- 0	1- 0	HOME	0- 0	1- 0	4- 0				
3- 0	0- 0	0- 0	AWAY	0- 0	2- 0	1- 0				
2- 0	0- 0	0- 0	NEUTRAL	1- 0	0- 0	1- 0				
4- 1	0- 1	1- 0	CONFERENCE	1- 0	0- 0	2- 0				
2- 1	0- 1	0- 0	HOME	1- 0	0- 0	1- 0				
2- 0	0- 0	1- 0	AWAY	0- 0	0- 0	1- 0				
0- 0	0- 0	0- 0	NEUTRAL	0- 0	0- 0	0- 0				

RPI 1-25				RPI 26-50				Team's RPI: 40				RPI 51-100				RPI 101+			
RPI	S	Opponent	Score	RPI	S	Opponent	Score	RPI	S	Opponent	Score	RPI	S	Opponent	Score	RPI	S	Opponent	Score
18	H	Central Mich.	70 88	35	A	Buffalo	74 71	62	N	Lamar University	87 62	128	H	UNCW	95 72				
				45	H	Purdue	80 73	73	H	Kent St.	83 81	131	A	American	77 67				
												149	A	IUPUI	73 66				
												182	H	Eastern Mich.	85 44				
												186	A	Ball St.	90 75				
												221	N	St. Bonaventure	70 53				
												257	H	Binghamton	86 49				
												268	H	Cleveland St.	72 54				
												281	A	Richmond	109 58				
												298	H	Coppin St.	87 62				
												323	H	Eastern Ky.	100 60				
LAST 12 Division I GAMES:																			
182	H	Eastern Mich.	85 44	73	H	Kent St.	83 81												
149	A	IUPUI	73 66	186	A	Ball St.	90 75												
298	H	Coppin St.	87 62	18	H	Central Mich.	70 88												
45	H	Purdue	80 73	35	A	Buffalo	74 71												
268	H	Cleveland St.	72 54	131	A	American	77 67												
62	N	Lamar University	87 62	281	A	Richmond	109 58												

Average RPI Win:	121	WON-LOST	WINNING	LAST 10	STRENGTH OF	OPP. STRENGTH	TEAM	ADJ.	CONF.	ADJ CONF.
Average RPI Loss:	60	RECORD	PCT. RANK	GAMES	SCHEDULE	OF SCHEDULE	RPI	RPI	RPI	RPI
DIV. I ONLY	7- 8	195	4-6	19	14	82	82	4	4	
DIV. I NON-CONF.	4- 5	190	0- 0	57	20	154	154	5	5	

TOTALS	RPI 1-25	RPI 26-50	W-L RECORDS	RPI 51-100	RPI 101-150	RPI 150+				
7- 8	1- 2	2- 2	OVERALL	0- 3	2- 1	2- 0				
6- 2	1- 0	2- 0	HOME	0- 1	1- 1	2- 0				
1- 4	0- 1	0- 2	AWAY	0- 1	1- 0	0- 0				
0- 2	0- 1	0- 0	NEUTRAL	0- 1	0- 0	0- 0				
4- 5	0- 2	1- 0	NON-CONFERENCE	0- 2	1- 1	2- 0				
4- 1	0- 0	1- 0	HOME	0- 0	1- 1	2- 0				
0- 2	0- 1	0- 0	AWAY	0- 1	0- 0	0- 0				
0- 2	0- 1	0- 0	NEUTRAL	0- 1	0- 0	0- 0				
3- 3	1- 0	1- 2	CONFERENCE	0- 1	1- 0	0- 0				
2- 1	1- 0	1- 0	HOME	0- 1	0- 0	0- 0				
1- 2	0- 0	0- 2	AWAY	0- 0	1- 0	0- 0				
0- 0	0- 0	0- 0	NEUTRAL	0- 0	0- 0	0- 0				

RPI 1-25				RPI 26-50				RPI 51-100 Team's RPI: 82				RPI 101+			
RPI	S	Opponent	Score	RPI	S	Opponent	Score	RPI	S	Opponent	Score	RPI	S	Opponent	Score
8	A	UConn	53 85	26	H	Michigan St.	65 55	77	N	Virginia Tech	73 81	112	A	Penn St.	76 71
19	N	Butler	53 66	31	A	Maryland	69 75	80	H	Nebraska	69 78	115	H	Cincinnati	69 56
24	H	Indiana	55 50	41	H	North Carolina	76 69	99	A	Washington	59 69	120	H	South Fla.	47 71
				45	A	Purdue	42 60					202	H	Florida	46 41
												327	H	Detroit Mercy	55 41

LAST 12 Division I GAMES:															
112	A	Penn St.	76 71	26	H	Michigan St.	65 55	26	H	Michigan St.	65 55				
19	N	Butler	53 66	24	H	Indiana	55 50	24	H	Indiana	55 50				
202	H	Florida	46 41	31	A	Maryland	69 75	31	A	Maryland	69 75				
99	A	Washington	59 69	80	H	Nebraska	69 78	80	H	Nebraska	69 78				
115	H	Cincinnati	69 56	45	A	Purdue	42 60	45	A	Purdue	42 60				
41	H	North Carolina	76 69	77	N	Virginia Tech	73 81	77	N	Virginia Tech	73 81				

Non-Div I Games:

Ohio St.

Average RPI	Win:	228	WON-LOST	WINNING	LAST 10	STRENGTH OF	OPP. STRENGTH	TEAM	ADJ.	CONF.	ADJ CONF.
Average RPI	Loss:	58	RECORD	PCT. RANK	GAMES	SCHEDULE	OF SCHEDULE	RPI	RPI	RPI	RPI
DIV. I ONLY		5- 11		259	3-7	12	86	136	136	3	3
DIV. I NON-CONF.		4- 7		228	0- 1	24	148	144	144	3	3

TOTALS	RPI 1-25		RPI 26-50		W-L RECORDS	RPI 51-100		RPI 101-150		RPI 150+	
5- 11	0- 3		0- 5		OVERALL	0- 0		1- 2		4- 1	
4- 3	0- 1		0- 1		HOME	0- 0		1- 1		3- 0	
1- 6	0- 2		0- 3		AWAY	0- 0		0- 1		1- 0	
0- 2	0- 0		0- 1		NEUTRAL	0- 0		0- 0		0- 1	
4- 7	0- 1		0- 4		NON-CONFERENCE	0- 0		1- 1		3- 1	
3- 2	0- 1		0- 1		HOME	0- 0		1- 0		2- 0	
1- 3	0- 0		0- 2		AWAY	0- 0		0- 1		1- 0	
0- 2	0- 0		0- 1		NEUTRAL	0- 0		0- 0		0- 1	
1- 4	0- 2		0- 1		CONFERENCE	0- 0		0- 1		1- 0	
1- 1	0- 0		0- 0		HOME	0- 0		0- 1		1- 0	
0- 3	0- 2		0- 1		AWAY	0- 0		0- 0		0- 0	
0- 0	0- 0		0- 0		NEUTRAL	0- 0		0- 0		0- 0	

RPI	S	Opponent	Score	RPI	S	Opponent	Score	RPI	S	Opponent	Score	RPI	S	Opponent	Score	Team's RPI: 136
8	H	UConn	63 72	33	H	DePaul	76 87					108	H	Western Ky.	90 83	
12	A	Iowa St.	78 104	39	N	Clemson	62 74					118	H	West Virginia	55 66	
25	A	Texas	63 73	42	A	Kansas St.	56 86					120	A	South Fla.	70 87	
				44	A	New Mexico	80 84					153	N	UAB	84 89	
				48	A	Auburn	79 95					160	H	Texas Tech	66 61	
												222	A	SMU	77 61	
												324	H	Northwestern St.	93 56	
												328	H	Central Ark.	65 52	

LAST 12 Division I GAMES:																
39	N	Clemson	62 74	12	A	Iowa St.	78 104									
8	H	UConn	63 72	118	H	West Virginia	55 66									
33	H	DePaul	76 87	25	A	Texas	63 73									
328	H	Central Ark.	65 52	42	A	Kansas St.	56 86									
48	A	Auburn	79 95	160	H	Texas Tech	66 61									
44	A	New Mexico	80 84	222	A	SMU	77 61									

Non-Div I Games:

Okla homa

Average RPI Win: 176		WON-LOST	WINNING	LAST 10	STRENGTH OF		OPP. STRENGTH	TEAM	ADJ.	CONF.	ADJ CONF.
Loss: 56		RECORD	PCT. RANK	GAMES	SCHEDULE		OF SCHEDULE	RPI	RPI	RPI	RPI
DIV. I ONLY		12- 4	49	6-4	119		70	56	56	3	3
DIV. I NON-CONF.		9- 2	43	0- 0	277		57	108	108	3	3
TOTALS		RPI 1-25	RPI 26-50	W-L RECORDS		RPI 51-100	RPI 101-150	RPI 150+			
12- 4	0- 1		0- 2	OVERALL		2- 0	1- 1	9- 0			
10- 1	0- 0		0- 1	HOME		1- 0	1- 0	8- 0			
2- 3	0- 1		0- 1	AWAY		1- 0	0- 1	1- 0			
0- 0	0- 0		0- 0	NEUTRAL		0- 0	0- 0	0- 0			
9- 2	0- 0		0- 2	NON-CONFERENCE		0- 0	1- 0	8- 0			
8- 1	0- 0		0- 1	HOME		0- 0	1- 0	7- 0			
1- 1	0- 0		0- 1	AWAY		0- 0	0- 0	1- 0			
0- 0	0- 0		0- 0	NEUTRAL		0- 0	0- 0	0- 0			
3- 2	0- 1		0- 0	CONFERENCE		2- 0	0- 1	1- 0			
2- 0	0- 0		0- 0	HOME		1- 0	0- 0	1- 0			
1- 2	0- 1		0- 0	AWAY		1- 0	0- 1	0- 0			
0- 0	0- 0		0- 0	NEUTRAL		0- 0	0- 0	0- 0			

RPI 1-25				RPI 26-50				RPI 51-100				RPI 101+			
RPI	S	Opponent	Score	RPI	S	Opponent	Score	RPI	S	Opponent	Score	RPI	S	Opponent	Score
25	A	Texas	51 60	37	H	Tennessee	63 76	59	H	TCU	75 71	118	A	West Virginia	58 67
				43	A	UCLA	59 71	72	A	Kansas	72 62	135	H	Texas St.	66 55
												160	H	Texas Tech	65 57
												163	H	Arkansas St.	62 60
												165	H	Oral Roberts	89 69
												167	H	Grambling	86 40
												187	H	UC Riverside	76 51
												189	H	Prairie View	70 50
												224	H	Samford	82 62
												270	A	Wichita St.	60 47
												322	H	Houston Baptist	77 44
LAST 12 Division I GAMES:															
				72	A	Kansas	72 62	160	H	Texas Tech	65 57				
				43	A	UCLA	59 71	118	A	West Virginia	58 67				
				322	H	Houston Baptist	77 44	59	H	TCU	75 71				
				37	H	Tennessee	63 76	25	A	Texas	51 60				
				135	H	Texas St.	66 55	167	H	Grambling	86 40				
				270	A	Wichita St.	60 47	165	H	Oral Roberts	89 69				

Non-Div I Games:

Okla ahoma St.

■ Loss, ■ Non-Conf, S Site, H Home A Away N Neutral

Average RPI Win:	197	WON-LOST	WINNING	LAST 10	STRENGTH OF	OPP. STRENGTH	TEAM	ADJ.	CONF.	ADJ CONF.
Average RPI Loss:	98	RECORD	PCT. RANK	GAMES	SCHEDULE	OF SCHEDULE	RPI	RPI	RPI	RPI
DIV. I ONLY	13- 5	60	7-3	107	163	55	55	16	16	
DIV. I NON-CONF.	9- 3	61	0- 1	30	199	28	28	19	19	

TOTALS	RPI 1-25	RPI 26-50	W-L RECORDS	RPI 51-100	RPI 101-150	RPI 150+				
13- 5	0- 1	0- 1	OVERALL	1- 1	4- 1	8- 1				
6- 1	0- 0	0- 0	HOME	0- 1	1- 0	5- 0				
5- 3	0- 1	0- 0	AWAY	1- 0	2- 1	2- 1				
2- 1	0- 0	0- 1	NEUTRAL	0- 0	1- 0	1- 0				
9- 3	0- 1	0- 1	NON-CONFERENCE	1- 1	3- 0	5- 0				
4- 1	0- 0	0- 0	HOME	0- 1	1- 0	3- 0				
3- 1	0- 1	0- 0	AWAY	1- 0	1- 0	1- 0				
2- 1	0- 0	0- 1	NEUTRAL	0- 0	1- 0	1- 0				
4- 2	0- 0	0- 0	CONFERENCE	0- 0	1- 1	3- 1				
2- 0	0- 0	0- 0	HOME	0- 0	0- 0	2- 0				
2- 2	0- 0	0- 0	AWAY	0- 0	1- 1	1- 1				
0- 0	0- 0	0- 0	NEUTRAL	0- 0	0- 0	0- 0				

RPI 1-25				RPI 26-50				RPI 51-100				Team's RPI: 55				RPI 101+			
RPI	S	Opponent	Score	RPI	S	Opponent	Score	RPI	S	Opponent	Score	RPI	S	Opponent	Score	RPI	S	Opponent	Score
7	A	NC State	56 85	49	N	Saint Mary's (CA)	65 83	89	A	Tulane	56 48	104	N	Tennessee Tech	80 73	108	A	Western Ky.	60 75
								97	H	Virginia	67 73	115	A	Cincinnati	76 72	132	H	VCU	60 57
												139	A	Louisiana Tech	70 59	159	H	William & Mary	83 69
												203	N	Jacksonville	78 76	212	A	Southern Miss.	53 50
												229	A	Marshall	48 57	240	A	Campbell	83 59
												275	H	Norfolk St.	69 53	289	H	Fla. Atlantic	87 53
												298	H	Coppin St.	81 51	311	H	FIU	95 68
																		</	

Non-Div I Games:

Old Dominion

Average RPI	Win: 247	WON-LOST	WINNING	LAST 10	STRENGTH OF	OPP. STRENGTH	TEAM	ADJ.	CONF.	ADJ CONF.
Average RPI	Loss: 88	RECORD	PCT. RANK	GAMES	SCHEDULE	OF SCHEDULE	RPI	RPI	RPI	RPI
DIV. I ONLY	7- 11	234	4-6	69	165	194	194	6	6	
DIV. I NON-CONF.	6- 8	199	0- 0	152	234	253	253	6	6	

TOTALS	RPI 1-25	RPI 26-50	W-L RECORDS	RPI 51-100	RPI 101-150	RPI 150+				
7- 11	0- 1	1- 2	OVERALL	0- 4	0- 3	6- 1				
6- 6	0- 0	0- 0	HOME	0- 4	0- 1	6- 1				
1- 2	0- 0	1- 1	AWAY	0- 0	0- 1	0- 0				
0- 3	0- 1	0- 1	NEUTRAL	0- 0	0- 1	0- 0				
6- 8	0- 1	0- 1	NON-CONFERENCE	0- 2	0- 3	6- 1				
6- 4	0- 0	0- 0	HOME	0- 2	0- 1	6- 1				
0- 1	0- 0	0- 0	AWAY	0- 0	0- 1	0- 0				
0- 3	0- 1	0- 1	NEUTRAL	0- 0	0- 1	0- 0				
1- 3	0- 0	1- 1	CONFERENCE	0- 2	0- 0	0- 0				
0- 2	0- 0	0- 0	HOME	0- 2	0- 0	0- 0				
1- 1	0- 0	1- 1	AWAY	0- 0	0- 0	0- 0				
0- 0	0- 0	0- 0	NEUTRAL	0- 0	0- 0	0- 0				

RPI 1-25				RPI 26-50				RPI 51-100				RPI 101+ Team's RPI: 194			
RPI	S	Opponent	Score	RPI	S	Opponent	Score	RPI	S	Opponent	Score	RPI	S	Opponent	Score
8	N	UConn	50 90	27	A	Kentucky	55 49	59	H	TCU	50 55	116	N	St. John's (NY)	59 64
				32	A	Missouri	55 78	63	H	LSU	41 55	139	A	Louisiana Tech	71 80
				45	N	Purdue	59 70	64	H	Arkansas	55 85	149	H	IUPUI	58 66
								90	H	Troy	54 71	198	H	Jacksonville St.	49 60
												236	H	Temple	62 55
												264	H	Louisiana	79 57
												275	H	Norfolk St.	60 42
												290	H	North Florida	82 69
												294	H	Western Mich.	69 66
												342	H	Savannah St.	74 51

LAST 12 Division I GAMES:															
				27	A	Kentucky	55 49	63	H	LSU	41 55				
				264	H	Louisiana	79 57	64	H	Arkansas	55 85				
				342	H	Savannah St.	74 51	32	A	Missouri	55 78				
				198	H	Jacksonville St.	49 60	290	H	North Florida	82 69				
				59	H	TCU	50 55	90	H	Troy	54 71				
				116	N	St. John's (NY)	59 64	139	A	Louisiana Tech	71 80				

Non-Div I Games:

Ole Miss

Omaha										Through Games Of Jan. 19, 2019											
Average RPI Win:		319		WON-LOST		WINNING		LAST 10		STRENGTH OF		OPP. STRENGTH		TEAM		ADJ.		CONF.		ADJ CONF.	
Average RPI Loss:		152		RECORD		PCT. RANK		GAMES		SCHEDULE		OF SCHEDULE		RPI		RPI		RPI		RPI	
DIV. I ONLY		5- 11		259		2-8		300		264		307		307		18		18			
DIV. I NON-CONF.		4- 7		228		1- 0		287		275		282		282		16		16			

TOTALS		RPI 1-25		RPI 26-50		W-L RECORDS		RPI 51-100		RPI 101-150		RPI 150+									
5- 11		0- 0		0- 1		OVERALL		0- 2		0- 0		5- 8									
3- 4		0- 0		0- 0		HOME		0- 0		0- 0		3- 4									
1- 6		0- 0		0- 1		AWAY		0- 2		0- 0		1- 3									
1- 1		0- 0		0- 0		NEUTRAL		0- 0		0- 0		1- 1									
4- 7		0- 0		0- 1		NON-CONFERENCE		0- 2		0- 0		4- 4									
2- 2		0- 0		0- 0		HOME		0- 0		0- 0		2- 2									
1- 4		0- 0		0- 1		AWAY		0- 2		0- 0		1- 1									
1- 1		0- 0		0- 0		NEUTRAL		0- 0		0- 0		1- 1									
1- 4		0- 0		0- 0		CONFERENCE		0- 0		0- 0		1- 4									
1- 2		0- 0		0- 0		HOME		0- 0		0- 0		1- 2									
0- 2		0- 0		0- 0		AWAY		0- 0		0- 0		0- 2									
0- 0		0- 0		0- 0		NEUTRAL		0- 0		0- 0		0- 0									

RPI 1-25		RPI 26-50		RPI 51-100		RPI 101+		Team's RPI: 307													
RPI	S	Opponent	Score	RPI	S	Opponent	Score	RPI	S	Opponent	Score	RPI	S	Opponent	Score						
				42	A	Kansas St.	46 61	61	A	Creighton	51 66	151	A	Montana St.	56 59						
								75	A	UNI	50 79	154	H	CSUN	52 64						
												158	H	Denver	68 95						
												165	H	Oral Roberts	56 71						
												179	H	Bradley	60 80						
												201	A	North Dakota	57 68						
												240	N	Campbell	52 65						
												243	A	Western Ill.	70 78						
												269	H	CSU Bakersfield	53 46						
												317	H	North Dakota St.	78 61						
												327	A	Detroit Mercy	51 42						
												338	H	USC Upstate	96 69						
												345	N	Florida A&M	57 50						

LAST 12 Division I GAMES:																					
345 N Florida A&M 57 50 243 A Western Ill. 70 78																					
151 A Montana St. 56 59 201 A North Dakota 57 68																					
179 H Bradley 60 80 317 H North Dakota St. 78 61																					
269 H CSU Bakersfield 53 46 165 H Oral Roberts 56 71																					
61 A Creighton 51 66 158 H Denver 68 95																					
327 A Detroit Mercy 51 42 75 A UNI 50 79																					

Omaha

Non-Div I Games: Graceland (IA) 81 39

Omaha

Loss, Non-Conf, S Site, H Home A Away N Neutral

Page 217

Average RPI Win:	246	WON-LOST	WINNING	LAST 10	STRENGTH OF	OPP. STRENGTH	TEAM	ADJ.	CONF.	ADJ CONF.
Average RPI Loss:	79	RECORD	PCT. RANK	GAMES	SCHEDULE	OF SCHEDULE	RPI	RPI	RPI	RPI

DIV. I ONLY	8- 9	188	5-5	160	132	165	165	18	18
DIV. I NON-CONF.	5- 6	177	0- 0	106	92	124	124	16	16
TOTALS	RPI 1-25	RPI 26-50	W-L RECORDS	RPI 51-100	RPI 101-150	RPI 150+			
8- 9	0- 2	0- 1	OVERALL	0- 3	1- 2	7- 1			
3- 4	0- 1	0- 0	HOME	0- 0	0- 2	3- 1			
5- 5	0- 1	0- 1	AWAY	0- 3	1- 0	4- 0			
0- 0	0- 0	0- 0	NEUTRAL	0- 0	0- 0	0- 0			
5- 6	0- 1	0- 0	NON-CONFERENCE	0- 3	1- 2	4- 0			
2- 2	0- 0	0- 0	HOME	0- 0	0- 2	2- 0			
3- 4	0- 1	0- 0	AWAY	0- 3	1- 0	2- 0			
0- 0	0- 0	0- 0	NEUTRAL	0- 0	0- 0	0- 0			
3- 3	0- 1	0- 1	CONFERENCE	0- 0	0- 0	3- 1			
1- 2	0- 1	0- 0	HOME	0- 0	0- 0	1- 1			
2- 1	0- 0	0- 1	AWAY	0- 0	0- 0	2- 0			
0- 0	0- 0	0- 0	NEUTRAL	0- 0	0- 0	0- 0			

RPI	S	Opponent	Score	RPI	S	Opponent	Score	RPI	S	Opponent	Score	RPI	S	Opponent	Score	Team's RPI: 165
11	A	Iowa	77 90	28	A	South Dakota St.	55 68	56	A	Oklahoma St.	69 89	124	H	UT Arlington	62 80	
21	H	South Dakota	72 76					64	A	Arkansas	61 74	135	A	Texas St.	81 64	
								72	A	Kansas	58 70	137	H	Tulsa	68 76	
												193	H	UMKC	75 64	
												201	H	North Dakota	67 75	
												210	H	Southern Utah	64 59	
												216	A	Sam Houston St.	73 62	
												243	H	Western Ill.	68 64	
												307	A	Omaha	71 56	
												322	A	Houston Baptist	74 56	
												339	A	Purdue Fort Wayne	72 61	
LAST 12 Division I GAMES:																
21	H	South Dakota	72 76	28	A	South Dakota St.	55 68	339	A	Purdue Fort Wayne	72 61	243	H	Western Ill.	68 64	
322	A	Houston Baptist	74 56					201	H	North Dakota	67 75					
216	A	Sam Houston St.	73 62					307	A	Omaha	71 56					
124	H	UT Arlington	62 80					56	A	Oklahoma St.	69 89					
210	H	Southern Utah	64 59													
64	A	Arkansas	61 74													

Non-Div I Games: Harris-Stowe 74 46 Cent. Christian (KS) 47

Average RPI	Win:	93	WON-LOST	WINNING	LAST 10	STRENGTH OF	OPP. STRENGTH	TEAM	ADJ.	CONF.	ADJ CONF.
Average RPI	Loss:	26	RECORD	PCT. RANK	GAMES	SCHEDULE	OF SCHEDULE	RPI	RPI	RPI	RPI
DIV. I ONLY		15- 1		7	9-1	16	3	5	5	2	2
DIV. I NON-CONF.		10- 1		19	0- 0	13	31	2	2	2	2

TOTALS	RPI 1-25		RPI 26-50		W-L RECORDS	RPI 51-100		RPI 101-150		RPI 150+	
15- 1	3- 0		4- 1		OVERALL	3- 0		1- 0		4- 0	
9- 0	3- 0		1- 0		HOME	2- 0		1- 0		2- 0	
5- 1	0- 0		3- 1		AWAY	1- 0		0- 0		1- 0	
1- 0	0- 0		0- 0		NEUTRAL	0- 0		0- 0		1- 0	
10- 1	2- 0		3- 1		NON-CONFERENCE	0- 0		1- 0		4- 0	
6- 0	2- 0		1- 0		HOME	0- 0		1- 0		2- 0	
3- 1	0- 0		2- 1		AWAY	0- 0		0- 0		1- 0	
1- 0	0- 0		0- 0		NEUTRAL	0- 0		0- 0		1- 0	
5- 0	1- 0		1- 0		CONFERENCE	3- 0		0- 0		0- 0	
3- 0	1- 0		0- 0		HOME	2- 0		0- 0		0- 0	
2- 0	0- 0		1- 0		AWAY	1- 0		0- 0		0- 0	
0- 0	0- 0		0- 0		NEUTRAL	0- 0		0- 0		0- 0	

RPI	S	Opponent	Score	RPI	S	Opponent	Score	RPI	S	Opponent	Score	RPI	S	Opponent	Score
4	H	Syracuse	75 73	26	A	Michigan St.	82 88	58	A	Southern California	93 53	148	H	UC Irvine	115 69
9	H	Mississippi St.	82 74	28	A	South Dakota St.	87 79	98	H	Washington St.	98 58	152	A	Utah St.	88 58
15	H	Arizona St.	77 71	35	H	Buffalo	102 82	99	H	Washington	84 71	187	N	UC Riverside	94 44
				43	A	UCLA	72 52					218	H	Air Force	82 36
				49	A	Saint Mary's (CA)	79 55					258	H	Long Beach St.	110 48

LAST 12 Division I GAMES:															
15	H	Arizona St.	77 71	43	A	UCLA	72 52								
9	H	Mississippi St.	82 74	58	A	Southern California	93 53								
28	A	South Dakota St.	87 79	98	H	Washington St.	98 58								
26	A	Michigan St.	82 88	99	H	Washington	84 71								
258	H	Long Beach St.	110 48	148	H	UC Irvine	115 69								
49	A	Saint Mary's (CA)	79 55	218	H	Air Force	82 36								

Non-Div I Games: Alas. Fairbanks 115 36

Oregon

Average RPI	Win:	142	WON-LOST	WINNING	LAST 10	STRENGTH OF	OPP. STRENGTH	TEAM	ADJ.	CONF.	ADJ CONF.
Average RPI	Loss:	18	RECORD	PCT. RANK	GAMES	SCHEDULE	OF SCHEDULE	RPI	RPI	RPI	RPI
DIV. I ONLY		15- 2		14	9-1	147	5	30	30	2	2
DIV. I NON-CONF.		10- 2		37	0- 1	218	15	67	67	2	2

TOTALS	RPI 1-25		RPI 26-50		W-L RECORDS	RPI 51-100		RPI 101-150		RPI 150+	
15- 2	1- 1		3- 1		OVERALL	4- 0		1- 0		6- 0	
10- 0	0- 0		2- 0		HOME	3- 0		0- 0		5- 0	
2- 0	0- 0		1- 0		AWAY	1- 0		0- 0		0- 0	
3- 2	1- 1		0- 1		NEUTRAL	0- 0		1- 0		1- 0	
10- 2	1- 1		2- 1		NON-CONFERENCE	0- 0		1- 0		6- 0	
7- 0	0- 0		2- 0		HOME	0- 0		0- 0		5- 0	
0- 0	0- 0		0- 0		AWAY	0- 0		0- 0		0- 0	
3- 2	1- 1		0- 1		NEUTRAL	0- 0		1- 0		1- 0	
5- 0	0- 0		1- 0		CONFERENCE	4- 0		0- 0		0- 0	
3- 0	0- 0		0- 0		HOME	3- 0		0- 0		0- 0	
2- 0	0- 0		1- 0		AWAY	1- 0		0- 0		0- 0	
0- 0	0- 0		0- 0		NEUTRAL	0- 0		0- 0		0- 0	

RPI 1-25				RPI 26-50				Team's RPI: 30				RPI 51-100				RPI 101+			
RPI	S	Opponent	Score	RPI	S	Opponent	Score	RPI	S	Opponent	Score	RPI	S	Opponent	Score	RPI	S	Opponent	Score
1	N	Notre Dame	81 91	34	N	Texas A&M	70 76	58	A	Southern Cal i fornia	76 52	108	N	Western Ky.	74 60				
23	N	South Carolina	70 68	43	A	UCLA	83 73	60	H	Ari zona	86 64	175	N	Eastern Wash.	93 45				
				49	H	Sai nt Mary' s (CA)	89 56	98	H	Washi ngton St.	76 69	176	H	Santa Clara	82 31				
				50	H	Duke	71 57	99	H	Washi ngton	78 67	269	H	CSU Bakersfi el d	92 52				
												273	H	La Salle	100 46				
												303	H	Cal Poly	79 54				
												348	H	Ark. -Pi ne Bl uff	89 33				
LAST 12 Division I GAMES:																			
1	N	Notre Dame	81 91	23	N	South Carolina	70 68	60	H	Ari zona	86 64								
269	H	CSU Bakersfi el d	92 52					58	A	Southern Cal i fornia	76 52								
50	H	Duke	71 57					43	A	UCLA	83 73								
34	N	Texas A&M	70 76					99	H	Washington	78 67								
175	N	Eastern Wash.	93 45					98	H	Washi ngton St.	76 69								
176	H	Santa Clara	82 31																

Oregon St.

Oregon St.

Non-Div I Games:

Oregon St.

Average RPI	Win:	208	WON-LOST	WINNING	LAST 10	STRENGTH OF	OPP. STRENGTH	TEAM	ADJ.	CONF.	ADJ CONF.
Average RPI	Loss:	28	RECORD	PCT. RANK	GAMES	SCHEDULE	OF SCHEDULE	RPI	RPI	RPI	RPI
DIV. I ONLY		12- 5		68	6-4	134	96	65	65	7	7
DIV. I NON-CONF.		7- 3		83	0- 0	222	160	92	92	7	7

TOTALS	RPI 1-25		RPI 26-50		W-L RECORDS	RPI 51-100		RPI 101-150		RPI 150+	
12- 5	0- 3		1- 1		OVERALL	1- 1		2- 0		8- 0	
6- 1	0- 1		1- 0		HOME	1- 0		0- 0		4- 0	
6- 3	0- 2		0- 0		AWAY	0- 1		2- 0		4- 0	
0- 1	0- 0		0- 1		NEUTRAL	0- 0		0- 0		0- 0	
7- 3	0- 1		0- 1		NON-CONFERENCE	1- 1		1- 0		5- 0	
4- 0	0- 0		0- 0		HOME	1- 0		0- 0		3- 0	
3- 2	0- 1		0- 0		AWAY	0- 1		1- 0		2- 0	
0- 1	0- 0		0- 1		NEUTRAL	0- 0		0- 0		0- 0	
5- 2	0- 2		1- 0		CONFERENCE	0- 0		1- 0		3- 0	
2- 1	0- 1		1- 0		HOME	0- 0		0- 0		1- 0	
3- 1	0- 1		0- 0		AWAY	0- 0		1- 0		2- 0	
0- 0	0- 0		0- 0		NEUTRAL	0- 0		0- 0		0- 0	

RPI 1-25				RPI 26-50				RPI 51-100				Team's RPI: 65	RPI 101+			
RPI	S	Opponent	Score	RPI	S	Opponent	Score	RPI	S	Opponent	Score		RPI	S	Opponent	Score
10	A	Gonzaga	65 88	29	N	Cal i forni a	69 81	62	A	Lamar Uni versi ty	66 82		102	A	UC Davi s	83 80
17	A	UCF	57 64	49	H	Saint Mary's (CA)	76 67	76	H	Wyomi ng	70 64		125	A	Portl and	76 66
20	H	BYU	74 77										176	A	Santa Clara	74 70
													213	A	Cal St. Fullerton	72 64
													238	H	San Di ego	79 47
													250	A	San Franci sco	85 75
													301	H	UC Santa Barbara	69 53
													317	H	North Dakota St.	75 68
													319	A	San Jose St.	91 67
													335	H	Seattle U	75 61
LAST 12 Division I GAMES:																
250	A	San Francisco	85 75	176	A	Santa Clara	74 70									
213	A	Cal St. Fullerton	72 64	238	H	San Diego	79 47									
62	A	Lamar University	66 82	20	H	BYU	74 77									
17	A	UCF	57 64	10	A	Gonzaga	65 88									
301	H	UC Santa Barbara	69 53	125	A	Portland	76 66									
335	H	Seattle U	75 61	49	H	Saint Mary's (CA)	76 67									

Non-Di v I Games:

Paci f i c

Penn St.		WON-LOST		WINNING		LAST 10		STRENGTH OF		OPP. STRENGTH		TEAM		ADJ.		CONF.		ADJ CONF.	
Average RPI Win: 155		RECORD		PCT. RANK		GAMES		SCHEDULE		OF SCHEDULE		RPI		RPI		RPI		RPI	
Average RPI Loss: 62																			
DIV. I ONLY		9- 8		157		5-5		25		75		112		112		4		4	
DIV. I NON-CONF.		7- 4		109		0- 0		61		109		98		98		5		5	
TOTALS		RPI 1-25		RPI 26-50		W-L RECORDS		RPI 51-100		RPI 101-150		RPI 150+							
9- 8		0- 3		0- 2		OVERALL		2- 1		2- 2		5- 0							
8- 5		0- 0		0- 2		HOME		2- 1		1- 2		5- 0							
1- 3		0- 3		0- 0		AWAY		0- 0		1- 0		0- 0							
0- 0		0- 0		0- 0		NEUTRAL		0- 0		0- 0		0- 0							
7- 4		0- 1		0- 1		NON-CONFERENCE		2- 0		2- 2		3- 0							
6- 3		0- 0		0- 1		HOME		2- 0		1- 2		3- 0							
1- 1		0- 1		0- 0		AWAY		0- 0		1- 0		0- 0							
0- 0		0- 0		0- 0		NEUTRAL		0- 0		0- 0		0- 0							
2- 4		0- 2		0- 1		CONFERENCE		0- 1		0- 0		2- 0							
2- 2		0- 0		0- 1		HOME		0- 1		0- 0		2- 0							
0- 2		0- 2		0- 0		AWAY		0- 0		0- 0		0- 0							
0- 0		0- 0		0- 0		NEUTRAL		0- 0		0- 0		0- 0							

RPI 1-25				RPI 26-50				RPI 51-100				RPI 101+ Team's RPI: 112			
RPI	S	Opponent	Score	RPI	S	Opponent	Score	RPI	S	Opponent	Score	RPI	S	Opponent	Score
16	A	Rutgers	61 74	29	H	Cal i forni a	58 75	82	H	Ohio St.	71 76	131	H	Ameri can	80 59
22	A	Fl ori da St.	58 87	31	H	Maryl and	61 77	86	H	Princ eton	79 71	138	A	Fordham	72 55
24	A	Indi ana	75 83					93	H	Provi dence	74 72	146	H	Duquesne	58 64
												147	H	Stony Brook	70 81
												157	H	Wi sconsi n	71 64
												162	H	Ill i noi s	62 48
												201	H	North Dakota	75 68
												203	H	Jacksonville	80 61
												221	H	St. Bonaventure	80 65
LAST 12 Division I GAMES:															
82	H	Ohio St.	71 76	162	H	Ill i noi s	62 48								
221	H	St. Bonaventure	80 65	16	A	Rutgers	61 74								
146	H	Duquesne	58 64	157	H	Wi sconsi n	71 64								
203	H	Jacksonville	80 61	24	A	Indi ana	75 83								
22	A	Fl ori da St.	58 87	31	H	Maryl and	61 77								
147	H	Stony Brook	70 81	131	H	Ameri can	80 59								

Non-Div I Games:

Penn St.

Average RPI Win:	241	WON-LOST	WINNING	LAST 10	STRENGTH OF	OPP. STRENGTH	TEAM	ADJ.	CONF.	ADJ CONF.
Average RPI Loss:	106	RECORD	PCT. RANK	GAMES	SCHEDULE	OF SCHEDULE	RPI	RPI	RPI	RPI
DIV. I ONLY	11- 6	91	6-4	298	104	161	161	7	7	
DIV. I NON-CONF.	6- 4	125	0- 0	346	156	230	230	7	7	

TOTALS	RPI 1-25	RPI 26-50	W-L RECORDS	RPI 51-100	RPI 101-150	RPI 150+				
11- 6	0- 2	0- 0	OVERALL	0- 1	2- 2	9- 1				
5- 1	0- 1	0- 0	HOME	0- 0	2- 0	3- 0				
4- 4	0- 1	0- 0	AWAY	0- 1	0- 2	4- 0				
2- 1	0- 0	0- 0	NEUTRAL	0- 0	0- 0	2- 1				
6- 4	0- 0	0- 0	NON-CONFERENCE	0- 1	0- 2	6- 1				
1- 0	0- 0	0- 0	HOME	0- 0	0- 0	1- 0				
3- 3	0- 0	0- 0	AWAY	0- 1	0- 2	3- 0				
2- 1	0- 0	0- 0	NEUTRAL	0- 0	0- 0	2- 1				
5- 2	0- 2	0- 0	CONFERENCE	0- 0	2- 0	3- 0				
4- 1	0- 1	0- 0	HOME	0- 0	2- 0	2- 0				
1- 1	0- 1	0- 0	AWAY	0- 0	0- 0	1- 0				
0- 0	0- 0	0- 0	NEUTRAL	0- 0	0- 0	0- 0				

RPI 1-25				RPI 26-50				RPI 51-100				RPI 101+ Team's RPI: 161			
RPI	S	Opponent	Score	RPI	S	Opponent	Score	RPI	S	Opponent	Score	RPI	S	Opponent	Score
10	H	Gonzaga	54 79					93	A	Provi dence	47 66	117	A	Idaho St.	63 65
20	A	BYU	58 83									122	A	Colorado	65 80
												125	H	Portl and	82 68
												134	H	Loyola Marymount	95 86
												176	H	Santa Clara	74 48
												237	N	Sacramento St.	113 97
												238	A	San Diego	74 55
												250	H	San Franci sco	69 50
												271	A	Hawai i	65 64
												273	N	La Salle	55 62
												280	N	Northern Ky.	51 46
												303	A	Cal Poly	70 63
												304	H	Weber St.	68 47
												335	A	Seattle U	78 64
LAST 12 Division I GAMES:															
134	H	Loyola Marymount	95 86	250	H	San Franci sco	69 50								
280	N	Northern Ky.	51 46	176	H	Santa Clara	74 48								
273	N	La Salle	55 62	238	A	San Diego	74 55								
93	A	Provi dence	47 66	20	A	BYU	58 83								
117	A	Idaho St.	63 65	10	H	Gonzaga	54 79								
304	H	Weber St.	68 47	125	H	Portl and	82 68								

Non-Div I Games:

Pepperdine

Average RPI Win: 165		WON-LOST RECORD	WINNING PCT. RANK	LAST 10 GAMES	STRENGTH OF SCHEDULE	OPP. STRENGTH OF SCHEDULE	TEAM RPI	ADJ. RPI	CONF. RPI	ADJ CONF. RPI
Average RPI Loss: 64										
DIV. I ONLY		9- 9	168	5-5	20	36	78	78	1	1
DIV. I NON-CONF.		9- 5	105	0- 0	85	102	86	86	1	1
TOTALS		RPI 1-25	RPI 26-50	W-L RECORDS	RPI 51-100	RPI 101-150	RPI 150+			
9- 9	0- 4		0- 0	OVERALL	2- 2	4- 2	3- 1			
5- 5	0- 2		0- 0	HOME	0- 1	3- 2	2- 0			
2- 3	0- 2		0- 0	AWAY	1- 1	1- 0	0- 0			
2- 1	0- 0		0- 0	NEUTRAL	1- 0	0- 0	1- 1			
9- 5	0- 1		0- 0	NON-CONFERENCE	2- 1	4- 2	3- 1			
5- 3	0- 1		0- 0	HOME	0- 0	3- 2	2- 0			
2- 1	0- 0		0- 0	AWAY	1- 1	1- 0	0- 0			
2- 1	0- 0		0- 0	NEUTRAL	1- 0	0- 0	1- 1			
0- 4	0- 3		0- 0	CONFERENCE	0- 1	0- 0	0- 0			
0- 2	0- 1		0- 0	HOME	0- 1	0- 0	0- 0			
0- 2	0- 2		0- 0	AWAY	0- 0	0- 0	0- 0			
0- 0	0- 0		0- 0	NEUTRAL	0- 0	0- 0	0- 0			

[illegible]

Non-Div I Games:

Pittsburgh

Average RPI Win:	231	WON-LOST	WINNING	LAST 10	STRENGTH OF	OPP. STRENGTH	TEAM	ADJ.	CONF.	ADJ CONF.
Average RPI Loss:	88	RECORD	PCT. RANK	GAMES	SCHEDULE	OF SCHEDULE	RPI	RPI	RPI	RPI

DIV. I ONLY	7- 9	205	3-7	44	212	125	125	7	7
DIV. I NON-CONF.	6- 3	91	0- 0	109	319	90	90	7	7

TOTALS	RPI 1-25	RPI 26-50	W-L RECORDS	RPI 51-100	RPI 101-150	RPI 150+			
7- 9	0- 2	0- 1	OVERALL	0- 2	0- 3	7- 1			
3- 3	0- 0	0- 1	HOME	0- 1	0- 1	3- 0			
4- 5	0- 2	0- 0	AWAY	0- 0	0- 2	4- 1			
0- 1	0- 0	0- 0	NEUTRAL	0- 1	0- 0	0- 0			
6- 3	0- 0	0- 0	NON-CONFERENCE	0- 1	0- 2	6- 0			
3- 1	0- 0	0- 0	HOME	0- 0	0- 1	3- 0			
3- 1	0- 0	0- 0	AWAY	0- 0	0- 1	3- 0			
0- 1	0- 0	0- 0	NEUTRAL	0- 1	0- 0	0- 0			
1- 6	0- 2	0- 1	CONFERENCE	0- 1	0- 1	1- 1			
0- 2	0- 0	0- 1	HOME	0- 1	0- 0	0- 0			
1- 4	0- 2	0- 0	AWAY	0- 0	0- 1	1- 1			
0- 0	0- 0	0- 0	NEUTRAL	0- 0	0- 0	0- 0			

RPI 1-25				RPI 26-50				RPI 51-100				RPI 101+ Team's RPI: 125			
RPI	S	Opponent	Score	RPI	S	Opponent	Score	RPI	S	Opponent	Score	RPI	S	Opponent	Score
10	A	Gonzaga	71 97	49	H	Saint Mary's (CA)	91 98	60	N	Arizona	70 92	134	A	Loyola Marymount	58 76
20	A	BYU	71 79					65	H	Paci fi c	66 76	144	A	Portland St.	79 92
												148	H	UC Irvine	69 84
												152	H	Utah St.	61 54
												161	A	Pepperdi ne	68 82
												213	H	Cal St. Fullerton	83 74
												218	H	Air Force	79 60
												219	A	Utah Valley	65 60
												238	A	San Diego	69 60
												271	A	Hawaii	72 65
												304	A	Weber St.	89 73

LAST 12 Division I GAMES:															
20	A	BYU	71 79	238	A	San Di ego	69 60	10	A	Gonzaga	71 97				
218	H	Air Force	79 60	49	H	Saint Mary's (CA)	91 98	65	H	Paci fi c	66 76				
148	H	UC Irvine	69 84	65	H	Loyola Marymount	58 76	134	A	Loyola Marymount	58 76				
144	A	Portland St.	79 92	161	A	Pepperdi ne	68 82								
152	H	Utah St.	61 54												
213	H	Cal St. Fullerton	83 74												

Non-Div I Games: Warner Paci fi c 98 63 Willamette 82 27

Portland

Average RPI Win:	230	WON-LOST	WINNING	LAST 10	STRENGTH OF	OPP. STRENGTH	TEAM	ADJ.	CONF.	ADJ CONF.
Average RPI Loss:	131	RECORD	PCT. RANK	GAMES	SCHEDULE	OF SCHEDULE	RPI	RPI	RPI	RPI
DIV. I ONLY	12- 2	20	8-2	330	183	144	144	15	15	
DIV. I NON-CONF.	7- 1	32	0- 0	342	204	182	182	12	12	

TOTALS	RPI 1-25	RPI 26-50	W-L RECORDS	RPI 51-100	RPI 101-150	RPI 150+				
12- 2	0- 0	0- 0	OVERALL	0- 0	3- 2	9- 0				
9- 1	0- 0	0- 0	HOME	0- 0	3- 1	6- 0				
3- 1	0- 0	0- 0	AWAY	0- 0	0- 1	3- 0				
0- 0	0- 0	0- 0	NEUTRAL	0- 0	0- 0	0- 0				
7- 1	0- 0	0- 0	NON-CONFERENCE	0- 0	2- 1	5- 0				
5- 1	0- 0	0- 0	HOME	0- 0	2- 1	3- 0				
2- 0	0- 0	0- 0	AWAY	0- 0	0- 0	2- 0				
0- 0	0- 0	0- 0	NEUTRAL	0- 0	0- 0	0- 0				
5- 1	0- 0	0- 0	CONFERENCE	0- 0	1- 1	4- 0				
4- 0	0- 0	0- 0	HOME	0- 0	1- 0	3- 0				
1- 1	0- 0	0- 0	AWAY	0- 0	0- 1	1- 0				
0- 0	0- 0	0- 0	NEUTRAL	0- 0	0- 0	0- 0				

RPI 1-25				RPI 26-50				RPI 51-100				RPI 101+				Team's RPI: 144
RPI	S	Opponent	Score	RPI	S	Opponent	Score	RPI	S	Opponent	Score	RPI	S	Opponent	Score	
												102	H	UC Davis	65	50
												114	A	Northern Colo.	63	79
												125	H	Portland	92	79
												145	H	Montana	78	60
												148	H	UC Irvine	68	73
												151	H	Montana St.	55	53
												210	H	Southern Utah	63	49
												227	H	UNLV	58	49
												249	H	Northern Ariz.	72	55
												261	A	UTEP	89	61
												304	A	Weber St.	77	59
												319	H	San Jose St.	80	51
												335	H	Seattle U	68	43
												337	A	Grand Canyon	60	55

LAST 12 Division I GAMES:																
				249	H	Northern Ariz.	72	55	210	H	Southern Utah	63	49			
				227	H	UNLV	58	49	304	A	Weber St.	77	59			
				337	A	Grand Canyon	60	55	145	H	Montana	78	60			
				261	A	UTEP	89	61	151	H	Montana St.	55	53			
				125	H	Portland	92	79	114	A	Northern Colo.	63	79			
				335	H	Seattle U	68	43	148	H	UC Irvine	68	73			

Non-Div I Games: Warner Pacific 102 49

Portland St.

Average RPI Win:	285	WON-LOST	WINNING	LAST 10	STRENGTH OF	OPP. STRENGTH	TEAM	ADJ.	CONF.	ADJ CONF.
Average RPI Loss:	110	RECORD	PCT. RANK	GAMES	SCHEDULE	OF SCHEDULE	RPI	RPI	RPI	RPI
DIV. I ONLY	4- 8	253	4-6	135	217	189	189	30	30	
DIV. I NON-CONF.	1- 7	319	0- 0	15	141	179	179	26	26	

TOTALS	RPI 1-25	RPI 26-50	W-L RECORDS	RPI 51-100	RPI 101-150	RPI 150+				
4- 8	0- 1	0- 1	OVERALL	0- 3	0- 1	4- 2				
1- 2	0- 0	0- 0	HOME	0- 1	0- 0	1- 1				
2- 6	0- 1	0- 1	AWAY	0- 2	0- 1	2- 1				
1- 0	0- 0	0- 0	NEUTRAL	0- 0	0- 0	1- 0				
1- 7	0- 1	0- 1	NON-CONFERENCE	0- 3	0- 1	1- 1				
0- 1	0- 0	0- 0	HOME	0- 1	0- 0	0- 0				
0- 6	0- 1	0- 1	AWAY	0- 2	0- 1	0- 1				
1- 0	0- 0	0- 0	NEUTRAL	0- 0	0- 0	1- 0				
3- 1	0- 0	0- 0	CONFERENCE	0- 0	0- 0	3- 1				
1- 1	0- 0	0- 0	HOME	0- 0	0- 0	1- 1				
2- 0	0- 0	0- 0	AWAY	0- 0	0- 0	2- 0				
0- 0	0- 0	0- 0	NEUTRAL	0- 0	0- 0	0- 0				

RPI 1-25				RPI 26-50				RPI 51-100				RPI 101+ Team's RPI: 189			
RPI	S	Opponent	Score	RPI	S	Opponent	Score	RPI	S	Opponent	Score	RPI	S	Opponent	Score
12	A	Iowa St.	46 94	34	A	Texas A&M	57 70	56	A	Oklahoma St.	50 70	122	A	Colorado	38 79
								64	A	Arkansas	44 71	184	A	Southern U.	55 54
								100	H	Rice	58 68	241	H	Texas Southern	44 52
												248	A	UTRGV	50 57
												272	N	A&M-Corpus Christi	67 59
												333	H	Jackson St.	76 57
												350	A	Alcorn	82 61
LAST 12 Division I GAMES:															
333	H	Jackson St.	76 57	241	H	Texas Southern	44 52								
122	A	Colorado	38 79	350	A	Alcorn	82 61								
100	H	Rice	58 68	184	A	Southern U.	55 54								
272	N	A&M-Corpus Christi	67 59	34	A	Texas A&M	57 70								
248	A	UTRGV	50 57	12	A	Iowa St.	46 94								
56	A	Oklahoma St.	50 70	64	A	Arkansas	44 71								

Non-Div I Games: Jarvis Christian 117 32 Arlington Baptist 105 31

Prairie View

Average RPI Win: 314		WON-LOST RECORD	WINNING PCT. RANK	LAST 10 GAMES	STRENGTH OF SCHEDULE	OPP. STRENGTH OF SCHEDULE	TEAM RPI	ADJ. RPI	CONF. RPI	ADJ. CONF. RPI
Average RPI Loss: 186										
DIV. I ONLY		4- 12	289	3-7	308	300	325	325	28	28
DIV. I NON-CONF.		2- 9	297	0- 0	280	253	319	319	29	29
TOTALS		RPI 1-25	RPI 26-50	W-L RECORDS	RPI 51-100	RPI 101-150	RPI 150+			
4- 12	0- 0		0- 1	OVERALL	0- 1	0- 2	4- 8			
3- 3	0- 0		0- 0	HOME	0- 0	0- 0	3- 3			
1- 9	0- 0		0- 1	AWAY	0- 1	0- 2	1- 5			
0- 0	0- 0		0- 0	NEUTRAL	0- 0	0- 0	0- 0			
2- 9	0- 0		0- 1	NON-CONFERENCE	0- 1	0- 2	2- 5			
1- 2	0- 0		0- 0	HOME	0- 0	0- 0	1- 2			
1- 7	0- 0		0- 1	AWAY	0- 1	0- 2	1- 3			
0- 0	0- 0		0- 0	NEUTRAL	0- 0	0- 0	0- 0			
2- 3	0- 0		0- 0	CONFERENCE	0- 0	0- 0	2- 3			
2- 1	0- 0		0- 0	HOME	0- 0	0- 0	2- 1			
0- 2	0- 0		0- 0	AWAY	0- 0	0- 0	0- 2			
0- 0	0- 0		0- 0	NEUTRAL	0- 0	0- 0	0- 0			

RPI 1-25				RPI 26-50				RPI 51-100				RPI 101+				Team's RPI : 325	
RPI	S	Opponent	Score	RPI	S	Opponent	Score	RPI	S	Opponent	Score	RPI	S	Opponent	Score		
				37	A	Tennessee	49 97					128	A	UNCW	48 63		
								95	A	Georgi a	59 83	130	A	Davi dson	56 83		
												156	A	Hi gh Poi nt	40 79		
												174	A	Vanderbi l t	43 78		
												224	A	Samford	54 75		
												231	H	Gardner-Webb	58 66		
												240	A	Campbel l	46 51		
												245	A	Furman	68 76		
												274	H	Wofford	61 50		
												277	H	Ga. Southern	68 69		
												297	H	South Caroli na St.	48 57		
												299	A	Col . of Charleston	71 65		
												338	H	USC Upstate	70 54		
												346	H	Longwood	81 66		
LAST 12 Division I GAMES:																	
				231	H	Gardner-Webb	58 66	338	H	USC Upstate	70 54						
				299	A	Col . of Charleston	71 65	156	A	Hi gh Poi nt	40 79						
				130	A	Davi dson	56 83	346	H	Longwood	81 66						
				277	H	Ga. Southern	68 69	240	A	Campbel l	46 51						
				224	A	Samford	54 75	245	A	Furman	68 76						
				174	A	Vanderbi l t	43 78	95	A	Georgi a	59 83						

Non-Div I Games:

Presbyteri an

Loss, Non-Conf, S Site, H Home A Away N Neutral

Average RPI Win:	184	WON-LOST	WINNING	LAST 10	STRENGTH OF	OPP. STRENGTH	TEAM	ADJ.	CONF.	ADJ CONF.
Average RPI Loss:	76	RECORD	PCT. RANK	GAMES	SCHEDULE	OF SCHEDULE	RPI	RPI	RPI	RPI
DIV. I ONLY	8- 8	168	7-3	52	91	86	86	11	11	
DIV. I NON-CONF.	8- 7	160	0- 0	73	69	73	73	10	10	

TOTALS	RPI 1-25	RPI 26-50	W-L RECORDS	RPI 51-100	RPI 101-150	RPI 150+				
8- 8	0- 1	0- 2	OVERALL	2- 3	2- 1	4- 1				
3- 2	0- 0	0- 0	HOME	1- 2	2- 0	0- 0				
5- 3	0- 0	0- 0	AWAY	1- 1	0- 1	4- 1				
0- 3	0- 1	0- 2	NEUTRAL	0- 0	0- 0	0- 0				
8- 7	0- 1	0- 2	NON-CONFERENCE	2- 2	2- 1	4- 1				
3- 1	0- 0	0- 0	HOME	1- 1	2- 0	0- 0				
5- 3	0- 0	0- 0	AWAY	1- 1	0- 1	4- 1				
0- 3	0- 1	0- 2	NEUTRAL	0- 0	0- 0	0- 0				
0- 1	0- 0	0- 0	CONFERENCE	0- 1	0- 0	0- 0				
0- 1	0- 0	0- 0	HOME	0- 1	0- 0	0- 0				
0- 0	0- 0	0- 0	AWAY	0- 0	0- 0	0- 0				
0- 0	0- 0	0- 0	NEUTRAL	0- 0	0- 0	0- 0				

RPI 1-25				RPI 26-50				RPI 51-100				RPI 101+			
RPI	S	Opponent	Score	RPI	S	Opponent	Score	RPI	S	Opponent	Score	RPI	S	Opponent	Score
4	N	Syracuse	61 92	33	N	DePaul	67 82	52	A	Villanova	46 67	112	A	Penn St.	71 79
				42	N	Kansas St.	61 80	70	H	Quinnipiac	54 42	126	H	Marist	60 57
								84	H	Penn	60 66	130	H	Davidson	65 57
								87	H	Seton Hall	66 70	197	A	George Washington	49 64
								92	A	Hartford	75 38	207	A	Rider	89 65
												254	A	Monmouth	79 47
												282	A	St. Francis Brooklyn	83 64
												310	A	New Hampshire	90 42

LAST 12 Division I GAMES:															
				84	H	Penn	60 66	310	A	New Hampshire	90 42				
				130	H	Davidson	65 57	92	A	Hartford	75 38				
				52	A	Villanova	46 67	282	A	St. Francis Brooklyn	83 64				
				42	N	Kansas St.	61 80	126	H	Marist	60 57				
				4	N	Syracuse	61 92	254	A	Monmouth	79 47				
				33	N	DePaul	67 82	70	H	Quinnipiac	54 42				

Non-Div I Games:

Princeton

Average RPI Win:	173	WON-LOST	WINNING	LAST 10	STRENGTH OF	OPP. STRENGTH	TEAM	ADJ.	CONF.	ADJ CONF.
Average RPI Loss:	78	RECORD	PCT. RANK	GAMES	SCHEDULE	OF SCHEDULE	RPI	RPI	RPI	RPI
DIV. I ONLY	11- 8	131	6-4	77	74	93	93	5	5	
DIV. I NON-CONF.	8- 4	91	1- 0	194	164	128	128	4	4	

TOTALS	RPI 1-25	RPI 26-50	W-L RECORDS	RPI 51-100	RPI 101-150	RPI 150+				
11- 8	1- 1	0- 1	OVERALL	2- 4	2- 1	6- 1				
7- 3	1- 0	0- 0	HOME	1- 3	1- 0	4- 0				
3- 5	0- 1	0- 1	AWAY	1- 1	1- 1	1- 1				
1- 0	0- 0	0- 0	NEUTRAL	0- 0	0- 0	1- 0				
8- 4	0- 0	0- 0	NON-CONFERENCE	1- 2	1- 1	6- 1				
5- 2	0- 0	0- 0	HOME	0- 2	1- 0	4- 0				
2- 2	0- 0	0- 0	AWAY	1- 0	0- 1	1- 1				
1- 0	0- 0	0- 0	NEUTRAL	0- 0	0- 0	1- 0				
3- 4	1- 1	0- 1	CONFERENCE	1- 2	1- 0	0- 0				
2- 1	1- 0	0- 0	HOME	1- 1	0- 0	0- 0				
1- 3	0- 1	0- 1	AWAY	0- 1	1- 0	0- 0				
0- 0	0- 0	0- 0	NEUTRAL	0- 0	0- 0	0- 0				

RPI 1-25				RPI 26-50				RPI 51-100				Team's RPI: 93	RPI 101+			
RPI	S	Opponent	Score	RPI	S	Opponent	Score	RPI	S	Opponent	Score		RPI	S	Opponent	Score
14	A	Marquette	46 85	33	A	DePaul	62 88	52	H	Northeastern	59 65		112	A	Penn St.	72 74
19	H	Butler	74 68					52	H	Villanova	67 61		116	A	St. John's (NY)	67 66
								70	H	Quinnipiac	44 48		119	H	Yale	59 42
								83	H	Georgetown	52 68		161	H	Pepperdine	66 47
								85	A	Boston College	61 57		173	A	Rhode Island	65 72
								87	A	Seton Hall	73 79		215	H	Sacred Heart	62 52
													273	H	La Salle	77 47
													280	H	Northern Ky.	48 43
													288	N	Bryant	72 64
													295	A	UMass Lowell	71 47

LAST 12 Division I GAMES:																
288	N	Bryant	72 64	19	H	Butler	74 68									
14	A	Marquette	46 85	87	A	Seton Hall	73 79									
273	H	La Salle	77 47	116	A	St. John's (NY)	67 66									
280	H	Northern Ky.	48 43	52	H	Villanova	67 61									
161	H	Pepperdine	66 47	83	H	Georgetown	52 68									
52	H	Northeastern	59 65	33	A	DePaul	62 88									

Non-Div I Games:

Providence

Average RPI Win: 154
Average RPI Loss: 60

WON-LOST
RECORD

WINNING
PCT. RANK

LAST 10
GAMES

STRENGTH OF
SCHEDULE

OPP. STRENGTH
OF SCHEDULE

TEAM
RPI

ADJ.
RPI

CONF.
RPI

ADJ CONF.
RPI

DIV. I ONLY	13- 6	82	7-3	42	63	45	45	4	4
DIV. I NON-CONF.	9- 4	85	0- 0	80	134	72	72	5	5

TOTALS	RPI 1-25	RPI 26-50	W-L RECORDS	RPI 51-100	RPI 101-150	RPI 150+			
13- 6	1- 3	1- 1	OVERALL	4- 0	0- 1	7- 1			
10- 1	1- 1	1- 0	HOME	3- 0	0- 0	5- 0			
2- 3	0- 1	0- 1	AWAY	1- 0	0- 0	1- 1			
1- 2	0- 1	0- 0	NEUTRAL	0- 0	0- 1	1- 0			
9- 4	0- 2	1- 1	NON-CONFERENCE	1- 0	0- 1	7- 0			
7- 1	0- 1	1- 0	HOME	1- 0	0- 0	5- 0			
1- 1	0- 0	0- 1	AWAY	0- 0	0- 0	1- 0			
1- 2	0- 1	0- 0	NEUTRAL	0- 0	0- 1	1- 0			
4- 2	1- 1	0- 0	CONFERENCE	3- 0	0- 0	0- 1			
3- 0	1- 0	0- 0	HOME	2- 0	0- 0	0- 0			
1- 2	0- 1	0- 0	AWAY	1- 0	0- 0	0- 1			
0- 0	0- 0	0- 0	NEUTRAL	0- 0	0- 0	0- 0			

RPI 1-25				RPI 26-50				RPI 51-100				RPI 101+			
RPI	S	Opponent	Score	RPI	S	Opponent	Score	RPI	S	Opponent	Score	RPI	S	Opponent	Score
8	N	UConn	40 86	38	H	Miami (FL)	74 63	66	H	Harvard	66 65	116	N	St. John's (NY)	62 68
11	H	Iowa	62 57	40	A	Ohio	73 80	69	H	Michigan	71 70	157	A	Wisconsin	69 76
16	A	Rutgers	63 65					74	A	Northwestern	57 54	179	H	Bradley	74 61
23	H	South Carolina	73 82					82	H	Ohio St.	60 42	186	A	Ball St.	80 38
												194	N	Ole Miss	70 59
												242	H	Loyola Chicago	65 41
												243	H	Western Ill.	81 60
												283	H	Albany (NY)	53 41
												339	H	Purdue Fort Wayne	78 44

LAST 12 Division I GAMES:															
16	A	Rutgers	63 65	74	A	Northwestern	57 54								
283	H	Albany (NY)	53 41	11	H	Iowa	62 57								
23	H	South Carolina	73 82	69	H	Michigan	71 70								
242	H	Loyola Chicago	65 41	157	A	Wisconsin	69 76								
40	A	Ohio	73 80	82	H	Ohio St.	60 42								
38	H	Miami (FL)	74 63	179	H	Bradley	74 61								

Non-Div I Games:

Purdue

Loss, Non-Conf, S Site, H Home A Away N Neutral

Average RPI Win:	341	WON-LOST	WINNING	LAST 10	STRENGTH OF	OPP. STRENGTH	TEAM	ADJ.	CONF.	ADJ CONF.
Average RPI Loss:	191	RECORD	PCT. RANK	GAMES	SCHEDULE	OF SCHEDULE	RPI	RPI	RPI	RPI

DIV. I ONLY	1- 14	338	1-9	286	253	339	339	18	18
DIV. I NON-CONF.	1- 8	322	0- 0	315	327	342	342	16	16

TOTALS	RPI 1-25	RPI 26-50	W-L RECORDS	RPI 51-100	RPI 101-150	RPI 150+			
1- 14	0- 1	0- 2	OVERALL	0- 0	0- 0	1- 11			
0- 5	0- 0	0- 1	HOME	0- 0	0- 0	0- 4			
1- 9	0- 1	0- 1	AWAY	0- 0	0- 0	1- 7			
0- 0	0- 0	0- 0	NEUTRAL	0- 0	0- 0	0- 0			
1- 8	0- 0	0- 1	NON-CONFERENCE	0- 0	0- 0	1- 7			
0- 3	0- 0	0- 0	HOME	0- 0	0- 0	0- 3			
1- 5	0- 0	0- 1	AWAY	0- 0	0- 0	1- 4			
0- 0	0- 0	0- 0	NEUTRAL	0- 0	0- 0	0- 0			
0- 6	0- 1	0- 1	CONFERENCE	0- 0	0- 0	0- 4			
0- 2	0- 0	0- 1	HOME	0- 0	0- 0	0- 1			
0- 4	0- 1	0- 0	AWAY	0- 0	0- 0	0- 3			
0- 0	0- 0	0- 0	NEUTRAL	0- 0	0- 0	0- 0			

RPI 1-25				RPI 26-50				RPI 51-100				RPI 101+ Team's RPI: 339			
RPI	S	Opponent	Score	RPI	S	Opponent	Score	RPI	S	Opponent	Score	RPI	S	Opponent	Score
21	A	South Dakota	51 69	28	H	South Dakota St.	52 85					165	H	Oral Roberts	61 72
				45	A	Purdue	44 78					182	H	Eastern Mi ch.	72 87
												183	A	Mi lwaukee	48 70
												200	H	SIUE	49 57
												201	A	North Dakota	60 79
												242	A	Loyol a Chi cago	67 81
												243	A	Western Ill.	59 73
												253	A	Eastern Ill.	63 72
												294	A	Western Mi ch.	61 69
												306	H	Valparai so	64 68
												317	A	North Dakota St.	54 70
												341	A	Evansville	72 66
LAST 12 Division I GAMES:															
243	A	Western Ill.	59 73	21	A	South Dakota	51 69								
182	H	Eastern Mi ch.	72 87	165	H	Oral Roberts	61 72								
183	A	Mi lwaukee	48 70	28	H	South Dakota St.	52 85								
242	A	Loyol a Chi cago	67 81	201	A	North Dakota	60 79								
200	H	SIUE	49 57	317	A	North Dakota St.	54 70								
341	A	Evansville	72 66	306	H	Valparai so	64 68								

Non-Div I Games: Taylor (IN) 84 74 Goshen 86 45 Ind. -Kokomo 87 50

Average RPI	Win:	198	WON-LOST	WINNING	LAST 10	STRENGTH OF	OPP. STRENGTH	TEAM	ADJ.	CONF.	ADJ CONF.
Average RPI	Loss:	38	RECORD	PCT. RANK	GAMES	SCHEDULE	OF SCHEDULE	RPI	RPI	RPI	RPI
DIV. I ONLY		10- 6		99	7-3	67	87	70	70	27	27
DIV. I NON-CONF.		5- 6		177	1- 0	22	14	59	59	28	28

TOTALS	RPI 1-25		RPI 26-50		W-L RECORDS	RPI 51-100		RPI 101-150		RPI 150+	
10- 6	0- 3		0- 1		OVERALL	2- 2		2- 0		6- 0	
4- 2	0- 2		0- 0		HOME	0- 0		0- 0		4- 0	
5- 2	0- 0		0- 0		AWAY	2- 2		2- 0		1- 0	
1- 2	0- 1		0- 1		NEUTRAL	0- 0		0- 0		1- 0	
5- 6	0- 3		0- 1		NON-CONFERENCE	2- 2		1- 0		2- 0	
1- 2	0- 2		0- 0		HOME	0- 0		0- 0		1- 0	
3- 2	0- 0		0- 0		AWAY	2- 2		1- 0		0- 0	
1- 2	0- 1		0- 1		NEUTRAL	0- 0		0- 0		1- 0	
5- 0	0- 0		0- 0		CONFERENCE	0- 0		1- 0		4- 0	
3- 0	0- 0		0- 0		HOME	0- 0		0- 0		3- 0	
2- 0	0- 0		0- 0		AWAY	0- 0		1- 0		1- 0	
0- 0	0- 0		0- 0		NEUTRAL	0- 0		0- 0		0- 0	

RPI	S	Opponent	Score	RPI	S	Opponent	Score	RPI	S	Opponent	Score	RPI	S	Opponent	Score
17	H	UCF	45 47	32	N	Missouri	51 65	51	A	Bucknell	58 75	123	A	Drexel	56 52
18	H	Central Mich.	52 67					66	A	Harvard	72 67	126	A	Marist	76 69
25	N	Texas	55 56					86	A	Princeton	42 54	186	N	Ball St.	69 66
								93	A	Providence	48 44	235	A	Niagara	96 55
												254	H	Monmouth	67 38
												281	H	Richmond	65 48
												305	H	Saint Peter's	90 45
												309	H	Fairfield	81 36

LAST 12 Division I GAMES:															
186	N	Ball St.	69 66	32	N	Missouri	51 65	235	A	Niagara	96 55	254	H	Monmouth	67 38
17	H	UCF	45 47					126	A	Marist	76 69	305	H	Saint Peter's	90 45
281	H	Richmond	65 48					309	H	Fairfield	81 36				
86	A	Princeton	42 54												
18	H	Central Mich.	52 67												
66	A	Harvard	72 67												

Non-Div I Games:

Qui nni pi ac

Average RPI	Win: 229	WON-LOST	WINNING	LAST 10	STRENGTH OF	OPP. STRENGTH	TEAM	ADJ.	CONF.	ADJ CONF.
Average RPI	Loss: 132	RECORD	PCT. RANK	GAMES	SCHEDULE	OF SCHEDULE	RPI	RPI	RPI	RPI
DIV. I ONLY	10- 6	99	7-3	215	222	140	140	28	28	
DIV. I NON-CONF.	5- 5	162	0- 0	125	140	126	126	29	29	

TOTALS	RPI 1-25	RPI 26-50	W-L RECORDS	RPI 51-100	RPI 101-150	RPI 150+				
10- 6	0- 1	0- 0	OVERALL	1- 2	1- 0	8- 3				
5- 1	0- 0	0- 0	HOME	0- 0	0- 0	5- 1				
4- 4	0- 1	0- 0	AWAY	1- 1	1- 0	2- 2				
1- 1	0- 0	0- 0	NEUTRAL	0- 1	0- 0	1- 0				
5- 5	0- 1	0- 0	NON-CONFERENCE	1- 2	1- 0	3- 2				
2- 1	0- 0	0- 0	HOME	0- 0	0- 0	2- 1				
2- 3	0- 1	0- 0	AWAY	1- 1	1- 0	0- 1				
1- 1	0- 0	0- 0	NEUTRAL	0- 1	0- 0	1- 0				
5- 1	0- 0	0- 0	CONFERENCE	0- 0	0- 0	5- 1				
3- 0	0- 0	0- 0	HOME	0- 0	0- 0	3- 0				
2- 1	0- 0	0- 0	AWAY	0- 0	0- 0	2- 1				
0- 0	0- 0	0- 0	NEUTRAL	0- 0	0- 0	0- 0				

RPI 1-25				RPI 26-50				RPI 51-100				RPI 101+				Team's RPI: 140
RPI	S	Opponent	Score	RPI	S	Opponent	Score	RPI	S	Opponent	Score	RPI	S	Opponent	Score	
7	A	NC State	58 75					77	A	Virginia Tech	44 55	132	A	VCU	54 49	
								80	N	Nebraska	39 77	156	H	High Point	80 58	
								97	A	Virginia	57 44	169	H	Morehead St.	72 79	
												191	H	UNC Asheville	60 46	
												208	A	Hampton	54 68	
												236	N	Temple	56 50	
												239	H	ETSU	79 64	
												251	A	Mt. St. Mary's	77 89	
												262	H	Winthrop	70 49	
												297	H	South Carolina St.	61 31	
												334	A	Charleston So.	67 41	
												346	A	Longwood	68 34	
LAST 12 Division I GAMES:																
346	A	Longwood	68 34	334	A	Charleston So.	67 41	262	H	Winthrop	70 49	208	A	Hampton	54 68	
132	A	VCU	54 49	262	H	Winthrop	70 49	156	H	High Point	80 58	191	H	UNC Asheville	60 46	
169	H	Morehead St.	72 79	208	A	Hampton	54 68	97	A	Virginia	57 44	251	A	Mt. St. Mary's	77 89	
97	A	Virginia	57 44	156	H	High Point	80 58	77	A	Virginia Tech	44 55					
77	A	Virginia Tech	44 55	191	H	UNC Asheville	60 46	80	N	Nebraska	39 77					
80	N	Nebraska	39 77	251	A	Mt. St. Mary's	77 89									

Non-Div I Games: Shepherd 60 46

Radford

Average RPI Win:	218	WON-LOST	WINNING	LAST 10	STRENGTH OF	OPP. STRENGTH	TEAM	ADJ.	CONF.	ADJ CONF.
Average RPI Loss:	106	RECORD	PCT. RANK	GAMES	SCHEDULE	OF SCHEDULE	RPI	RPI	RPI	RPI
DIV. I ONLY	7- 9	205	3-7	118	146	173	173	17	17	
DIV. I NON-CONF.	5- 7	206	1- 0	45	172	135	135	17	17	

TOTALS	RPI 1-25	RPI 26-50	W-L RECORDS	RPI 51-100	RPI 101-150	RPI 150+				
7- 9	0- 0	0- 2	OVERALL	1- 4	0- 1	6- 2				
3- 5	0- 0	0- 0	HOME	1- 3	0- 1	2- 1				
4- 4	0- 0	0- 2	AWAY	0- 1	0- 0	4- 1				
0- 0	0- 0	0- 0	NEUTRAL	0- 0	0- 0	0- 0				
5- 7	0- 0	0- 2	NON-CONFERENCE	1- 4	0- 0	4- 1				
3- 3	0- 0	0- 0	HOME	1- 3	0- 0	2- 0				
2- 4	0- 0	0- 2	AWAY	0- 1	0- 0	2- 1				
0- 0	0- 0	0- 0	NEUTRAL	0- 0	0- 0	0- 0				
2- 2	0- 0	0- 0	CONFERENCE	0- 0	0- 1	2- 1				
0- 2	0- 0	0- 0	HOME	0- 0	0- 1	0- 1				
2- 0	0- 0	0- 0	AWAY	0- 0	0- 0	2- 0				
0- 0	0- 0	0- 0	NEUTRAL	0- 0	0- 0	0- 0				

RPI 1-25				RPI 26-50				RPI 51-100				RPI 101+				Team's RPI: 173	
RPI	S	Opponent	Score	RPI	S	Opponent	Score	RPI	S	Opponent	Score	RPI	S	Opponent	Score		
				27	A	Kentucky	52 75	66	H	Harvard	47 80	130	H	Davi dson	67 77		
				39	A	Cl emson	67 80	85	H	Boston Colle ge	64 88	197	H	George Washi ngton	59 64		
								88	A	Mi nnesota	71 91	201	H	North Dakota	77 63		
								92	H	Hartford	51 65	209	A	Saint Loui s	68 56		
								93	H	Provi dence	72 65	211	H	Brown	72 67		
												226	A	Holy Cross	65 73		
												256	A	Robert Morris	46 41		
												276	A	Vermont	61 58		
												281	A	Ri chmond	66 60		
LAST 12 Di vi si on I GAMES:																	
				211	H	Brown	72 67	209	A	Sai nt Loui s	68 56						
				92	H	Hartford	51 65	130	H	Davi dson	67 77						
				39	A	Cl emson	67 80	197	H	George Washi ngton	59 64						
				27	A	Kentucky	52 75	281	A	Ri chmond	66 60						
				93	H	Provi dence	72 65	66	H	Harvard	47 80						
				201	H	North Dakota	77 63	88	A	Mi nnesota	71 91						

Non-Div I Games:

Rhode Island

Average RPI Win:	222	WON-LOST	WINNING	LAST 10	STRENGTH OF	OPP. STRENGTH	TEAM	ADJ.	CONF.	ADJ CONF.
Average RPI Loss:	39	RECORD	PCT. RANK	GAMES	SCHEDULE	OF SCHEDULE	RPI	RPI	RPI	RPI
DIV. I ONLY	14- 3	27	9-1	314	55	100	100	16	16	
DIV. I NON-CONF.	9- 3	61	0- 0	311	43	115	115	19	19	

TOTALS	RPI 1-25	RPI 26-50	W-L RECORDS	RPI 51-100	RPI 101-150	RPI 150+				
14- 3	0- 0	0- 3	OVERALL	0- 0	2- 0	12- 0				
8- 0	0- 0	0- 0	HOME	0- 0	0- 0	8- 0				
5- 2	0- 0	0- 2	AWAY	0- 0	2- 0	3- 0				
1- 1	0- 0	0- 1	NEUTRAL	0- 0	0- 0	1- 0				
9- 3	0- 0	0- 3	NON-CONFERENCE	0- 0	1- 0	8- 0				
5- 0	0- 0	0- 0	HOME	0- 0	0- 0	5- 0				
3- 2	0- 0	0- 2	AWAY	0- 0	1- 0	2- 0				
1- 1	0- 0	0- 1	NEUTRAL	0- 0	0- 0	1- 0				
5- 0	0- 0	0- 0	CONFERENCE	0- 0	1- 0	4- 0				
3- 0	0- 0	0- 0	HOME	0- 0	0- 0	3- 0				
2- 0	0- 0	0- 0	AWAY	0- 0	1- 0	1- 0				
0- 0	0- 0	0- 0	NEUTRAL	0- 0	0- 0	0- 0				

RPI	S	Opponent	Score	RPI	S	Opponent	Score	RPI	S	Opponent	Score	RPI	S	Opponent	Score
34	A	Texas A&M	54 65	41	N	North Carolina	50 71	43	A	UCLA	50 59	106	A	Little Rock	79 65
												139	A	Louisiana Tech	61 51
												177	H	Georgia St.	66 49
												189	A	Prairie View	68 58
												190	H	North Texas	64 52
												204	N	Coastal Caro.	56 52
												212	A	Southern Miss.	58 47
												222	H	SMU	66 52
												241	H	Texas Southern	76 71
												255	H	UTSA	85 54
												261	H	UTEP	76 42
												284	H	New Orleans	67 56
												313	A	Incarnate Word	74 63
												320	H	McNeese	93 65
LAST 12 Division I GAMES:															
190	H	North Texas	64 52	261	H	UTEP	76 42								
41	N	North Carolina	50 71	255	H	UTSA	85 54								
222	H	SMU	66 52	139	A	Louisiana Tech	61 51								
189	A	Prairie View	68 58	212	A	Southern Miss.	58 47								
284	H	New Orleans	67 56	313	A	Incarnate Word	74 63								
320	H	McNeese	93 65	204	N	Coastal Caro.	56 52								

Non-Div I Games:

Rice

Average RPI Win:	262	WON-LOST	WINNING	LAST 10	STRENGTH OF	OPP. STRENGTH	TEAM	ADJ.	CONF.	ADJ CONF.
Average RPI Loss:	133	RECORD	PCT. RANK	GAMES	SCHEDULE	OF SCHEDULE	RPI	RPI	RPI	RPI
DIV. I ONLY	3- 15	319	2-8	113	177	281	281	17	17	
DIV. I NON-CONF.	3- 10	278	0- 0	132	168	274	274	17	17	

TOTALS	RPI 1-25	RPI 26-50	W-L RECORDS	RPI 51-100	RPI 101-150	RPI 150+				
3- 15	0- 1	0- 1	OVERALL	0- 3	0- 6	3- 4				
3- 6	0- 0	0- 1	HOME	0- 1	0- 2	3- 2				
0- 8	0- 1	0- 0	AWAY	0- 1	0- 4	0- 2				
0- 1	0- 0	0- 0	NEUTRAL	0- 1	0- 0	0- 0				
3- 10	0- 1	0- 1	NON-CONFERENCE	0- 3	0- 2	3- 3				
3- 4	0- 0	0- 1	HOME	0- 1	0- 1	3- 1				
0- 5	0- 1	0- 0	AWAY	0- 1	0- 1	0- 2				
0- 1	0- 0	0- 0	NEUTRAL	0- 1	0- 0	0- 0				
0- 5	0- 0	0- 0	CONFERENCE	0- 0	0- 4	0- 1				
0- 2	0- 0	0- 0	HOME	0- 0	0- 1	0- 1				
0- 3	0- 0	0- 0	AWAY	0- 0	0- 3	0- 0				
0- 0	0- 0	0- 0	NEUTRAL	0- 0	0- 0	0- 0				

RPI 1-25				RPI 26-50				RPI 51-100				RPI 101+ Team's RPI: 281			
RPI	S	Opponent	Score	RPI	S	Opponent	Score	RPI	S	Opponent	Score	RPI	S	Opponent	Score
17	A	UCF	48 70	40	H	Ohio	58 109	70	A	Qui nni pi ac	48 65	110	A	Wake Forest	48 62
								77	N	Vi rgi ni a Tech	57 85	123	H	Drexel	35 58
								83	H	Georgetown	53 73	130	A	Davi dson	55 78
												132	H	VCU	43 68
												138	A	Fordham	48 60
												146	A	Duquesne	54 80
												159	A	William & Mary	55 65
												173	H	Rhode Island	60 66
												223	H	Howard	67 60
												244	H	UMES	57 55
												289	A	Fla. Atlantic	55 69
												309	H	Fairfield	40 58
												318	H	UNC Greensboro	59 48

LAST 12 Division I GAMES:															
146	A	Duquesne	54 80	130	A	Davi dson	55 78								
40	H	Ohio	58 109	132	H	VCU	43 68								
70	A	Qui nni pi ac	48 65	138	A	Fordham	48 60								
223	H	Howard	67 60	173	H	Rhode Island	60 66								
159	A	William & Mary	55 65	318	H	UNC Greensboro	59 48								
77	N	Vi rgi ni a Tech	57 85	123	H	Drexel	35 58								

Non-Div I Games:

Ri chmond

R
i
d
e
rR
i
d
e
r

Ri der

Average RPI Win:	305	WON-LOST	WINNING	LAST 10	STRENGTH OF	OPP. STRENGTH	TEAM	ADJ.	CONF.	ADJ CONF.
Average RPI Loss:	125	RECORD	PCT. RANK	GAMES	SCHEDULE	OF SCHEDULE	RPI	RPI	RPI	RPI
DIV. I ONLY	7- 8	195	7-3	306	228	256	256	31	31	
DIV. I NON-CONF.	2- 8	293	0- 1	247	73	317	317	31	31	

TOTALS	RPI 1-25	RPI 26-50	W-L RECORDS	RPI 51-100	RPI 101-150	RPI 150+				
7- 8	0- 1	0- 0	OVERALL	0- 2	0- 2	7- 3				
4- 3	0- 0	0- 0	HOME	0- 2	0- 0	4- 1				
3- 4	0- 1	0- 0	AWAY	0- 0	0- 2	3- 1				
0- 1	0- 0	0- 0	NEUTRAL	0- 0	0- 0	0- 1				
2- 8	0- 1	0- 0	NON-CONFERENCE	0- 2	0- 2	2- 3				
2- 3	0- 0	0- 0	HOME	0- 2	0- 0	2- 1				
0- 4	0- 1	0- 0	AWAY	0- 0	0- 2	0- 1				
0- 1	0- 0	0- 0	NEUTRAL	0- 0	0- 0	0- 1				
5- 0	0- 0	0- 0	CONFERENCE	0- 0	0- 0	5- 0				
2- 0	0- 0	0- 0	HOME	0- 0	0- 0	2- 0				
3- 0	0- 0	0- 0	AWAY	0- 0	0- 0	3- 0				
0- 0	0- 0	0- 0	NEUTRAL	0- 0	0- 0	0- 0				

RPI 1-25				RPI 26-50				RPI 51-100				RPI 101+				Team's RPI: 256
RPI	S	Opponent	Score	RPI	S	Opponent	Score	RPI	S	Opponent	Score	RPI	S	Opponent	Score	
11	A	Iowa	63 92					54	H	James Madison	36 59	104	A	Youngstown St.	59 69	
								73	H	Kent St.	46 54	134	A	Loyola Marymount	53 61	
												173	H	Rhode Island	41 46	
												222	N	SMU	55 60	
												228	A	Bowling Green	60 61	
												251	H	Mt. St. Mary's	70 58	
												273	H	La Salle	67 39	
												282	A	St. Francis Brooklyn	75 56	
												288	A	Bryant	60 57	
												344	H	Fairleigh Dickinson	71 49	
												347	H	Delaware St.	64 63	
												351	A	LIU Brooklyn	89 37	
LAST 12 Division I GAMES:																
134	A	Loyola Marymount	53 61	288	A	Bryant	60 57									
347	H	Delaware St.	64 63	351	A	LIU Brooklyn	89 37									
73	H	Kent St.	46 54	282	A	St. Francis Brooklyn	75 56									
11	A	Iowa	63 92	344	H	Fairleigh Dickinson	71 49									
222	N	SMU	55 60	251	H	Mt. St. Mary's	70 58									
228	A	Bowling Green	60 61	54	H	James Madison	36 59									

Non-Div I Games: Pitt.-Johnstown 73 53

Robert Morris

Average RPI Win: 146

Average RPI Loss: 33

WON-LOST
RECORDWINNING
PCT. RANKLAST 10
GAMESSTRENGTH OF
SCHEDULEOPP. STRENGTH
OF SCHEDULETEAM
RPIADJ.
RPICONF.
RPIADJ CONF.
RPIDIV. I ONLY
DIV. I NON-CONF.14- 3
8- 327
719-1
1- 140
8244
7916
5016
504
54
5

TOTALS

RPI 1-25

RPI 26-50

W-L RECORDS

RPI 51-100

RPI 101-150

RPI 150+

14- 3

0- 2

2- 0

OVERALL

4- 1

2- 0

6- 0

9- 0

0- 0

1- 0

HOME

2- 0

2- 0

4- 0

4- 1

0- 0

1- 0

AWAY

2- 1

0- 0

1- 0

1- 2

0- 2

0- 0

NEUTRAL

0- 0

0- 0

1- 0

8- 3

0- 2

0- 0

NON-CONFERENCE

2- 1

1- 0

5- 0

6- 0

0- 0

0- 0

HOME

1- 0

1- 0

4- 0

1- 1

0- 0

0- 0

AWAY

1- 1

0- 0

0- 0

1- 2

0- 2

0- 0

NEUTRAL

0- 0

0- 0

1- 0

6- 0

0- 0

2- 0

CONFERENCE

2- 0

1- 0

1- 0

3- 0

0- 0

1- 0

HOME

1- 0

1- 0

0- 0

3- 0

0- 0

1- 0

AWAY

1- 0

0- 0

1- 0

0- 0

0- 0

0- 0

NEUTRAL

0- 0

0- 0

0- 0

RPI 1-25

Team's RPI: 16

RPI 26-50

RPI 51-100

RPI 101+

RPI	S	Opponent	Score
10	N	Gonzaga	40 57
13	N	Drake	59 69

RPI	S	Opponent	Score
31	A	Maryland	73 65
45	H	Purdue	65 63

RPI	S	Opponent	Score
63	H	LSU	57 43
66	A	Harvard	60 49
74	H	Northwestern	45 41
77	A	Virginia Tech	51 67
80	A	Nebraska	62 56

RPI	S	Opponent	Score
112	H	Penn St.	74 61
147	H	Stony Brook	61 47
162	A	Illinois	71 60
211	H	Brown	73 52
234	H	Saint Francis (PA)	96 52
239	N	ETSU	68 44
283	H	Albany (NY)	65 39
291	H	Central Conn. St.	73 44

LAST 12 Division I GAMES:

239	N	ETSU	68	44	10	N	Gonzaga	40	57
31	A	Maryland	73	65	45	H	Purdue	65	63
74	H	Northwestern	45	41	80	A	Nebraska	62	56
63	H	LSU	57	43	162	A	Illinois	71	60
66	A	Harvard	60	49	112	H	Penn St.	74	61
77	A	Virginia Tech	51	67	211	H	Brown	73	52

Non-Div I Games:

Rutgers

Average RPI Win:	232	WON-LOST	WINNING	LAST 10	STRENGTH OF	OPP. STRENGTH	TEAM	ADJ.	CONF.	ADJ CONF.
Average RPI Loss:	81	RECORD	PCT. RANK	GAMES	SCHEDULE	OF SCHEDULE	RPI	RPI	RPI	RPI
DIV. I ONLY	11- 3	38	9-1	252	220	91	91	26	26	
DIV. I NON-CONF.	6- 3	91	0- 1	107	175	69	69	22	22	

TOTALS	RPI 1-25	RPI 26-50	W-L RECORDS	RPI 51-100	RPI 101-150	RPI 150+				
11- 3	0- 0	0- 2	OVERALL	0- 0	2- 0	9- 1				
8- 0	0- 0	0- 0	HOME	0- 0	2- 0	6- 0				
2- 3	0- 0	0- 2	AWAY	0- 0	0- 0	2- 1				
1- 0	0- 0	0- 0	NEUTRAL	0- 0	0- 0	1- 0				
6- 3	0- 0	0- 2	NON-CONFERENCE	0- 0	2- 0	4- 1				
5- 0	0- 0	0- 0	HOME	0- 0	2- 0	3- 0				
0- 3	0- 0	0- 2	AWAY	0- 0	0- 0	0- 1				
1- 0	0- 0	0- 0	NEUTRAL	0- 0	0- 0	1- 0				
5- 0	0- 0	0- 0	CONFERENCE	0- 0	0- 0	5- 0				
3- 0	0- 0	0- 0	HOME	0- 0	0- 0	3- 0				
2- 0	0- 0	0- 0	AWAY	0- 0	0- 0	2- 0				
0- 0	0- 0	0- 0	NEUTRAL	0- 0	0- 0	0- 0				

S
F
A

RPI 1-25				RPI 26-50				RPI 51-100				Team's RPI : 91				RPI 101+			
RPI	S	Opponent	Score	RPI	S	Opponent	Score	RPI	S	Opponent	Score	RPI	S	Opponent	Score	RPI	S	Opponent	Score
				38	A	Mi ami (FL)	60	81								119	H	Yale	67 57
				44	A	New Mexi co	33	74								137	H	Tul sa	76 34
																151	H	Montana St.	60 53
																160	A	Texas Tech	69 77
																208	N	Hampton	70 68
																214	H	Ni choll s St.	70 62
																233	A	Southeastern La.	62 51
																241	H	Texas Southern	74 55
																284	H	New Orleans	97 38
																313	A	Incarnate Word	66 56
																324	H	Northwestern St.	84 56
																330	H	Morgan St.	69 42
LAST 12 Division I GAMES:																			
				44	A	New Mexico	33	74	119	H	Yale	67	57						
				208	N	Hampton	70	68	313	A	Incarnate Word	66	56						
				241	H	Texas Southern	74	55	284	H	New Orleans	97	38						
				151	H	Montana St.	60	53	324	H	Northwestern St.	84	56						
				160	A	Texas Tech	69	77	214	H	Nicholl s St.	70	62						
				137	H	Tul sa	76	34	233	A	Southeastern La.	62	51						

S
F
A

Non-Div I Games: Wiley 97 38 Cameron 86 59 Our Lady of the Lake 63 77

SFA

S
I
U
E

SIUE		Through Games Of Jan. 19, 2019									
Average RPI	Win:	278	WON-LOST	WINNING	LAST 10	STRENGTH OF	OPP. STRENGTH	TEAM	ADJ.	CONF.	ADJ CONF.
Average RPI	Loss:	159	RECORD	PCT. RANK	GAMES	SCHEDULE	OF SCHEDULE	RPI	RPI	RPI	RPI
DIV. I ONLY		8- 8	168	5-5	297	282	200	200	22	22	
DIV. I NON-CONF.		4- 6	212	0- 0	319	254	245	245	20	20	

TOTALS	RPI 1-25		RPI 26-50		W-L RECORDS	RPI 51-100		RPI 101-150		RPI 150+	
8- 8	0- 0		0- 1		OVERALL	0- 0		0- 2		8- 5	
3- 1	0- 0		0- 0		HOME	0- 0		0- 0		3- 1	
5- 6	0- 0		0- 1		AWAY	0- 0		0- 1		5- 4	
0- 1	0- 0		0- 0		NEUTRAL	0- 0		0- 1		0- 0	
4- 6	0- 0		0- 1		NON-CONFERENCE	0- 0		0- 1		4- 4	
1- 0	0- 0		0- 0		HOME	0- 0		0- 0		1- 0	
3- 5	0- 0		0- 1		AWAY	0- 0		0- 0		3- 4	
0- 1	0- 0		0- 0		NEUTRAL	0- 0		0- 1		0- 0	
4- 2	0- 0		0- 0		CONFERENCE	0- 0		0- 1		4- 1	
2- 1	0- 0		0- 0		HOME	0- 0		0- 0		2- 1	
2- 1	0- 0		0- 0		AWAY	0- 0		0- 1		2- 0	
0- 0	0- 0		0- 0		NEUTRAL	0- 0		0- 0		0- 0	

S
I
U
E

RPI 1-25				RPI 26-50				RPI 51-100				RPI 101+ Team's RPI: 200			
RPI	S	Opponent	Score	RPI	S	Opponent	Score	RPI	S	Opponent	Score	RPI	S	Opponent	Score
				32	A	Missouri	36 59					104	A	Tennessee Tech	55 79
												111	N	Missouri St.	65 68
												162	A	Illinois	57 74
												166	H	Illinois St.	68 61
												193	A	UMKC	75 80
												198	A	Jacksonville St.	51 47
												209	A	Saint Louis	56 63
												217	H	Southeast Mo. St.	52 62
												242	A	Loyola Chicago	43 56
												253	A	Eastern Ill.	65 56
												279	H	Murray St.	71 54
												308	H	Austin Peay	69 68
												339	A	Purdue Fort Wayne	57 49
												341	A	Evansville	54 45
												343	A	Chicago St.	82 66
LAST 12 Division I GAMES:															
279	H	Murray St.	71 54	308	H	Austin Peay	69 68								
193	A	UMKC	75 80	198	A	Jacksonville St.	51 47								
162	A	Illinois	57 74	104	A	Tennessee Tech	55 79								
343	A	Chicago St.	82 66	253	A	Eastern Ill.	65 56								
242	A	Loyola Chicago	43 56	217	H	Southeast Mo. St.	52 62								
209	A	Saint Louis	56 63	111	N	Missouri St.	65 68								

Non-Div I Games: McKendree 64 63

SIUE

SMU				Through Games Of Jan. 19, 2019							
Average RPI Win:		265	WON-LOST RECORD	WINNING PCT. RANK	LAST 10 GAMES	STRENGTH OF SCHEDULE	OPP. STRENGTH OF SCHEDULE	TEAM RPI	ADJ. RPI	CONF. RPI	ADJ CONF. RPI
Average RPI Loss:		110									
DIV. I ONLY		7- 11	234	2-8	125	228	222	222	9	9	
DIV. I NON-CONF.		6- 7	172	1- 0	190	285	240	240	9	9	

TOTALS		RPI 1-25	RPI 26-50	W-L RECORDS		RPI 51-100	RPI 101-150	RPI 150+			
7- 11		0- 1	0- 0	OVERALL		0- 3	0- 6	7- 1			
5- 6		0- 0	0- 0	HOME		0- 1	0- 4	5- 1			
0- 5		0- 1	0- 0	AWAY		0- 2	0- 2	0- 0			
2- 0		0- 0	0- 0	NEUTRAL		0- 0	0- 0	2- 0			
6- 7		0- 0	0- 0	NON-CONFERENCE		0- 2	0- 4	6- 1			
4- 4		0- 0	0- 0	HOME		0- 0	0- 3	4- 1			
0- 3		0- 0	0- 0	AWAY		0- 2	0- 1	0- 0			
2- 0		0- 0	0- 0	NEUTRAL		0- 0	0- 0	2- 0			
1- 4		0- 1	0- 0	CONFERENCE		0- 1	0- 2	1- 0			
1- 2		0- 0	0- 0	HOME		0- 1	0- 1	1- 0			
0- 2		0- 1	0- 0	AWAY		0- 0	0- 1	0- 0			
0- 0		0- 0	0- 0	NEUTRAL		0- 0	0- 0	0- 0			

RPI 1-25				RPI 26-50				RPI 51-100				RPI 101+ Team's RPI: 222			
RPI	S	Opponent	Score	RPI	S	Opponent	Score	RPI	S	Opponent	Score	RPI	S	Opponent	Score
17	A	UCF	43 55					59	A	TCU	63 65	103	H	Alabama	61 62
								89	H	Tulane	43 61	114	A	Northern Colo.	57 58
								100	A	Rice	52 66	115	A	Cincinnati	57 69
												121	H	Houston	61 72
												124	H	UT Arlington	41 66
												136	H	Oklahoma	61 77
												190	H	North Texas	73 66
												233	H	Southeastern La.	62 63
												249	N	Northern Ariz.	55 48
												256	N	Robert Morris	60 55
												269	H	CSU Bakersfield	49 43
												270	H	Wichita St.	78 50
												300	H	Mississippi Val.	62 47
												321	H	La.-Monroe	49 38
LAST 12 Division I GAMES:															
249	N	Northern Ariz.	55 48	17	A	UCF	43 55	270	H	Wichita St.	78 50				
136	H	Oklahoma	61 77	89	H	Tulane	43 61	121	H	Houston	61 72				
269	H	CSU Bakersfield	49 43	52	A	Rice	52 66	115	A	Cincinnati	57 69				
100	A	Rice	57 58	124	H	UT Arlington	41 66								
114	A	Northern Colo.	73 66												

Non-Div I Games:

SMU

Average RPI	Win:	226	WON-LOST	WINNING	LAST 10	STRENGTH OF	OPP. STRENGTH	TEAM	ADJ.	CONF.	ADJ CONF.
Average RPI	Loss:	136	RECORD	PCT. RANK	GAMES	SCHEDULE	OF SCHEDULE	RPI	RPI	RPI	RPI
DIV. I ONLY		5- 8		240	3-7	174	196	237	237	15	15
DIV. I NON-CONF.		3- 4		199	1- 0	136	248	212	212	12	12
<hr/>											
TOTALS	RPI 1-25		RPI 26-50		W-L RECORDS	RPI 51-100		RPI 101-150		RPI 150+	
5- 8	0- 0		0- 1		OVERALL	0- 0		0- 4		5- 3	
3- 4	0- 0		0- 0		HOME	0- 0		0- 2		3- 2	
0- 3	0- 0		0- 1		AWAY	0- 0		0- 2		0- 0	
2- 1	0- 0		0- 0		NEUTRAL	0- 0		0- 0		2- 1	
3- 4	0- 0		0- 1		NON-CONFERENCE	0- 0		0- 1		3- 2	
1- 2	0- 0		0- 0		HOME	0- 0		0- 1		1- 1	
0- 1	0- 0		0- 1		AWAY	0- 0		0- 0		0- 0	
2- 1	0- 0		0- 0		NEUTRAL	0- 0		0- 0		2- 1	
2- 4	0- 0		0- 0		CONFERENCE	0- 0		0- 3		2- 1	
2- 2	0- 0		0- 0		HOME	0- 0		0- 1		2- 1	
0- 2	0- 0		0- 0		AWAY	0- 0		0- 2		0- 0	
0- 0	0- 0		0- 0		NEUTRAL	0- 0		0- 0		0- 0	

RPI 1-25				RPI 26-50				RPI 51-100				RPI 101+ Team's RPI: 237			
RPI	S	Opponent	Score	RPI	S	Opponent	Score	RPI	S	Opponent	Score	RPI	S	Opponent	Score
				44	A	New Mexico	53 85					102	H	UC Davis	60 109
												114	A	Northern Colo.	69 82
												117	A	Idaho St.	43 73
												145	H	Montana	86 88
												151	H	Montana St.	53 69
												161	N	Pepperdine	97 113
												162	N	Illinois	109 107
												208	N	Hampton	65 61
												210	H	Southern Utah	77 76
												249	H	Northern Ariz.	65 61
												250	H	San Francisco	75 86
												303	H	Cal Poly	88 85
<hr/>															
LAST 12 Division I GAMES:															
				208	N	Hampton	65 61	210	H	Southern Utah	77 76				
				44	A	New Mexico	53 85	249	H	Northern Ariz.	65 61				
				102	H	UC Davis	60 109	117	A	Idaho St.	43 73				
				250	H	San Francisco	75 86	151	H	Montana St.	53 69				
				162	N	Illinois	109 107	145	H	Montana	86 88				
				161	N	Pepperdine	97 113	114	A	Northern Colo.	69 82				

Non-Div I Games: Antelope Valley 86 80

Sacramento St.

Average RPI Win: 300
Average RPI Loss: 162

Average RPI Win: 300		WON-LOST	WINNING	LAST 10	STRENGTH OF	OPP. STRENGTH	TEAM	ADJ.	CONF.	ADJ CONF.
Average RPI Loss: 162		RECORD	PCT. RANK	GAMES	SCHEDULE	OF SCHEDULE	RPI	RPI	RPI	RPI
DIV. I ONLY		9- 7	135	6-4	310	315	215	215	31	31
DIV. I NON-CONF.		4- 7	228	0- 0	250	263	244	244	31	31
TOTALS		RPI 1-25	RPI 26-50	W-L RECORDS		RPI 51-100	RPI 101-150	RPI 150+		
9- 7	0- 0	0- 1		OVERALL		0- 1	0- 2	9- 3		
4- 3	0- 0	0- 0		HOME		0- 0	0- 1	4- 2		
5- 4	0- 0	0- 1		AWAY		0- 1	0- 1	5- 1		
0- 0	0- 0	0- 0		NEUTRAL		0- 0	0- 0	0- 0		
4- 7	0- 0	0- 1		NON-CONFERENCE		0- 1	0- 2	4- 3		
1- 3	0- 0	0- 0		HOME		0- 0	0- 1	1- 2		
3- 4	0- 0	0- 1		AWAY		0- 1	0- 1	3- 1		
0- 0	0- 0	0- 0		NEUTRAL		0- 0	0- 0	0- 0		
5- 0	0- 0	0- 0		CONFERENCE		0- 0	0- 0	5- 0		
3- 0	0- 0	0- 0		HOME		0- 0	0- 0	3- 0		
2- 0	0- 0	0- 0		AWAY		0- 0	0- 0	2- 0		
0- 0	0- 0	0- 0		NEUTRAL		0- 0	0- 0	0- 0		

RPI 1-25				RPI 26-50				RPI 51-100				RPI 101+				Team's RPI: 215	
RPI	S	Opponent	Score	RPI	S	Opponent	Score	RPI	S	Opponent	Score	RPI	S	Opponent	Score		
				27	A	Kentucky	43 71					141	A	Lehigh	66 70		
								93	A	Providence	52 62	147	H	Stony Brook	58 73		
												192	A	Massachusetts	61 78		
												254	H	Monmouth	50 55		
												259	A	Hofstra	70 64		
												266	H	Siena	72 50		
												278	H	Saint Joseph's	44 61		
												282	A	St. Francis Brooklyn	68 66		
												288	H	Bryant	49 48		
												291	H	Central Conn. St.	66 61		
												310	A	New Hampshire	71 60		
												315	A	Wagner	80 68		
												340	A	Manhattan	74 46		
												351	H	LIU Brooklyn	75 53		
LAST 12 Division I GAMES:																	
				282	A	St. Francis Brooklyn	68 66	288	H	Bryant	49 48						
				340	A	Manhattan	74 46	315	A	Wagner	80 68						
				141	A	Lehigh	66 70	351	H	LIU Brooklyn	75 53						
				147	H	Stony Brook	58 73	291	H	Central Conn. St.	66 61						
				259	A	Hofstra	70 64	27	A	Kentucky	43 71						
				254	H	Monmouth	50 55	278	H	Saint Joseph's	44 61						

Sacred Heart

Average RPI Win:	292	WON-LOST	WINNING	LAST 10	STRENGTH OF	OPP. STRENGTH	TEAM	ADJ.	CONF.	ADJ CONF.
Average RPI Loss:	133	RECORD	PCT. RANK	GAMES	SCHEDULE	OF SCHEDULE	RPI	RPI	RPI	RPI
DIV. I ONLY	5- 11	259	4-6	184	246	234	234	31	31	
DIV. I NON-CONF.	2- 9	297	0- 1	51	106	208	208	31	31	

TOTALS	RPI 1-25	RPI 26-50	W-L RECORDS	RPI 51-100	RPI 101-150	RPI 150+				
5- 11	0- 2	0- 0	OVERALL	0- 3	0- 3	5- 3				
3- 2	0- 0	0- 0	HOME	0- 1	0- 1	3- 0				
2- 7	0- 2	0- 0	AWAY	0- 1	0- 1	2- 3				
0- 2	0- 0	0- 0	NEUTRAL	0- 1	0- 1	0- 0				
2- 9	0- 2	0- 0	NON-CONFERENCE	0- 3	0- 3	2- 1				
1- 2	0- 0	0- 0	HOME	0- 1	0- 1	1- 0				
1- 5	0- 2	0- 0	AWAY	0- 1	0- 1	1- 1				
0- 2	0- 0	0- 0	NEUTRAL	0- 1	0- 1	0- 0				
3- 2	0- 0	0- 0	CONFERENCE	0- 0	0- 0	3- 2				
2- 0	0- 0	0- 0	HOME	0- 0	0- 0	2- 0				
1- 2	0- 0	0- 0	AWAY	0- 0	0- 0	1- 2				
0- 0	0- 0	0- 0	NEUTRAL	0- 0	0- 0	0- 0				

RPI	S	Opponent	Score	RPI	S	Opponent	Score	RPI	S	Opponent	Score	RPI	S	Opponent	Score	Team's RPI: 234
2	A	Baylor	58 116					57	N	Boise St.	64 78	104	A	Youngstown St.	56 80	
16	A	Rutgers	52 96					78	A	Pittsburgh	75 78	145	N	Montana	77 79	
								81	H	FGCU	69 83	146	H	Duquesne	73 93	
												169	H	Morehead St.	89 83	
												251	H	Mt. St. Mary's	68 66	
												263	A	Liberty	53 82	
												282	A	St. Francis Brooklyn	65 78	
												291	A	Central Conn. St.	62 73	
												344	H	Fairleigh Dickinson	75 64	
												346	A	Longwood	91 88	
												351	A	LIU Brooklyn	80 66	

LAST 12 Division I GAMES:																
145	N	Montana	77 79	291	A	Central Conn. St.	62 73									
169	H	Morehead St.	89 83	282	A	St. Francis Brooklyn	65 78									
57	N	Boise St.	64 78	351	A	LIU Brooklyn	80 66									
104	A	Youngstown St.	56 80	251	H	Mt. St. Mary's	68 66									
81	H	FGCU	69 83	344	H	Fairleigh Dickinson	75 64									
346	A	Longwood	91 88	78	A	Pittsburgh	75 78									

Non-Div I Games: Seton Hill 86 74

Saint Francis (PA)

Average RPI Win:	249	WON-LOST	WINNING	LAST 10	STRENGTH OF	OPP. STRENGTH	TEAM	ADJ.	CONF.	ADJ CONF.
Average RPI Loss:	145	RECORD	PCT. RANK	GAMES	SCHEDULE	OF SCHEDULE	RPI	RPI	RPI	RPI
DIV. I ONLY	5- 12	274	2-8	203	204	278	278	17	17	
DIV. I NON-CONF.	4- 9	253	1- 0	193	225	273	273	17	17	

TOTALS	RPI 1-25	RPI 26-50	W-L RECORDS	RPI 51-100	RPI 101-150	RPI 150+				
5- 12	0- 0	0- 1	OVERALL	0- 3	0- 3	5- 5				
4- 6	0- 0	0- 1	HOME	0- 2	0- 0	4- 3				
1- 6	0- 0	0- 0	AWAY	0- 1	0- 3	1- 2				
0- 0	0- 0	0- 0	NEUTRAL	0- 0	0- 0	0- 0				
4- 9	0- 0	0- 1	NON-CONFERENCE	0- 3	0- 1	4- 4				
3- 5	0- 0	0- 1	HOME	0- 2	0- 0	3- 2				
1- 4	0- 0	0- 0	AWAY	0- 1	0- 1	1- 2				
0- 0	0- 0	0- 0	NEUTRAL	0- 0	0- 0	0- 0				
1- 3	0- 0	0- 0	CONFERENCE	0- 0	0- 2	1- 1				
1- 1	0- 0	0- 0	HOME	0- 0	0- 0	1- 1				
0- 2	0- 0	0- 0	AWAY	0- 0	0- 2	0- 0				
0- 0	0- 0	0- 0	NEUTRAL	0- 0	0- 0	0- 0				

RPI 1-25				RPI 26-50				RPI 51-100				RPI 101+				Team's RPI: 278
RPI	S	Opponent	Score	RPI	S	Opponent	Score	RPI	S	Opponent	Score	RPI	S	Opponent	Score	
				48	H	Auburn	70 81	52	H	Villanova	35 47	123	A	Drexel	34 51	
								84	A	Penn	45 65	132	A	VCU	40 59	
								96	H	Towson	52 73	146	A	Duquesne	73 81	
												196	A	Delaware	39 48	
												205	A	Navy	48 49	
												207	H	Rider	54 56	
												209	H	Saint Louis	49 62	
												215	A	Sacred Heart	61 44	
												221	H	St. Bonaventure	66 41	
												235	H	Niagara	68 54	
												236	H	Temple	52 58	
												260	H	Columbia	68 61	
												314	H	Loyola Maryland	49 46	
LAST 12 Division I GAMES:																
314	H	Loyola Maryland	49 46	146	A	Duquesne	73 81	221	H	St. Bonaventure	66 41					
215	A	Sacred Heart	61 44	209	H	Saint Louis	49 62	132	A	VCU	40 59					
96	H	Towson	52 73	205	A	Navy	48 49	205	A	Navy	48 49					
48	H	Auburn	70 81	196	A	Delaware	39 48									
52	H	Villanova	35 47													
260	H	Columbia	68 61													

Non-Div I Games:

Saint Joseph's

Average RPI Win:	226	WON-LOST	WINNING	LAST 10	STRENGTH OF	OPP. STRENGTH	TEAM	ADJ.	CONF.	ADJ CONF.
Average RPI Loss:	123	RECORD	PCT. RANK	GAMES	SCHEDULE	OF SCHEDULE	RPI	RPI	RPI	RPI
DIV. I ONLY	6- 11	249	3-7	182	95	209	209	17	17	
DIV. I NON-CONF.	5- 8	224	1- 0	165	51	203	203	17	17	

TOTALS	RPI 1-25	RPI 26-50	W-L RECORDS	RPI 51-100	RPI 101-150	RPI 150+				
6- 11	0- 1	0- 1	OVERALL	1- 0	0- 6	5- 3				
2- 6	0- 1	0- 1	HOME	0- 0	0- 3	2- 1				
4- 3	0- 0	0- 0	AWAY	1- 0	0- 1	3- 2				
0- 2	0- 0	0- 0	NEUTRAL	0- 0	0- 2	0- 0				
5- 8	0- 1	0- 1	NON-CONFERENCE	1- 0	0- 5	4- 1				
2- 4	0- 1	0- 1	HOME	0- 0	0- 2	2- 0				
3- 2	0- 0	0- 0	AWAY	1- 0	0- 1	2- 1				
0- 2	0- 0	0- 0	NEUTRAL	0- 0	0- 2	0- 0				
1- 3	0- 0	0- 0	CONFERENCE	0- 0	0- 1	1- 2				
0- 2	0- 0	0- 0	HOME	0- 0	0- 1	0- 1				
1- 1	0- 0	0- 0	AWAY	0- 0	0- 0	1- 1				
0- 0	0- 0	0- 0	NEUTRAL	0- 0	0- 0	0- 0				

RPI 1-25				RPI 26-50				RPI 51-100				RPI 101+ Team's RPI: 209			
RPI	S	Opponent	Score	RPI	S	Opponent	Score	RPI	S	Opponent	Score	RPI	S	Opponent	Score
8	H	UConn	42 98	32	H	Missouri	62 74	97	A	Virginia	67 65	115	H	Cincinnati	50 51
												119	N	Yale	52 58
												127	N	Chattanooga	61 71
												137	A	Tulsa	75 86
												138	H	Fordham	53 56
												150	H	Indiana St.	56 60
												166	A	Illinois St.	67 72
												168	H	Southern Ill.	62 58
												173	H	Rhode Island	56 68
												192	A	Massachusetts	66 70
												200	H	SIUE	63 56
												278	A	Saint Joseph's	62 49
												289	A	Fla. Atlantic	93 61
												323	A	Eastern Ky.	70 43

LAST 12 Division I GAMES:															
289	A	Fla. Atlantic	93 61	173	H	Rhode Island	56 68								
32	H	Missouri	62 74	138	H	Fordham	53 56								
8	H	UConn	42 98	278	A	Saint Joseph's	62 49								
200	H	SIUE	63 56	192	A	Massachusetts	66 70								
168	H	Southern Ill.	62 58	119	N	Yale	52 58								
97	A	Virginia	67 65	166	A	Illinois St.	67 72								

Non-Div I Games:

Saint Louis

Average RPI Win:	176	WON-LOST	WINNING	LAST 10	STRENGTH OF	OPP. STRENGTH	TEAM	ADJ.	CONF.	ADJ CONF.
Average RPI Loss:	37	RECORD	PCT. RANK	GAMES	SCHEDULE	OF SCHEDULE	RPI	RPI	RPI	RPI
DIV. I ONLY	11- 7	109	6-4	53	52	49	49	7	7	
DIV. I NON-CONF.	7- 4	109	1- 0	64	42	49	49	7	7	

TOTALS	RPI 1-25	RPI 26-50	W-L RECORDS	RPI 51-100	RPI 101-150	RPI 150+				
11- 7	0- 3	0- 2	OVERALL	3- 1	2- 1	6- 0				
3- 3	0- 2	0- 1	HOME	1- 0	0- 0	2- 0				
6- 4	0- 1	0- 1	AWAY	1- 1	1- 1	4- 0				
2- 0	0- 0	0- 0	NEUTRAL	1- 0	1- 0	0- 0				
7- 4	0- 1	0- 2	NON-CONFERENCE	3- 0	1- 1	3- 0				
2- 2	0- 1	0- 1	HOME	1- 0	0- 0	1- 0				
3- 2	0- 0	0- 1	AWAY	1- 0	0- 1	2- 0				
2- 0	0- 0	0- 0	NEUTRAL	1- 0	1- 0	0- 0				
4- 3	0- 2	0- 0	CONFERENCE	0- 1	1- 0	3- 0				
1- 1	0- 1	0- 0	HOME	0- 0	0- 0	1- 0				
3- 2	0- 1	0- 0	AWAY	0- 1	1- 0	2- 0				
0- 0	0- 0	0- 0	NEUTRAL	0- 0	0- 0	0- 0				

RPI 1-25				RPI 26-50				RPI 51-100				RPI 101+			
RPI	S	Opponent	Score	RPI	S	Opponent	Score	RPI	S	Opponent	Score	RPI	S	Opponent	Score
5	H	Oregon	55 79	29	H	Cal i forn i a	78 81	55	N	Ol d Domi ni on	83 65	102	A	UC Davi s	74 76
10	A	Gonzaga	62 74	30	A	Oregon St.	56 89	65	A	Paci fi c	67 76	125	A	Portland	98 91
20	H	BYU	73 74					76	H	Wyomi ng	90 84	135	N	Texas St.	89 62
								98	A	Washi ngton St.	70 64	176	A	Santa Clara	83 59
												183	H	Mi l waukee	73 71
												238	H	San Di ego	74 60
												250	A	San Franci sco	80 65
												301	A	UC Santa Barbara	80 55
												303	A	Cal Poly	69 51

LAST 12 Divi s i on I GAMES:															
55	N	Ol d Domi ni on	83 65	176	A	Santa Clara	83 59	250	A	San Franci sco	80 65	20	H	BYU	73 74
65	A	Paci fi c	67 76	20	H	BYU	73 74	238	H	San Di ego	74 60	125	A	Portland	98 91
135	N	Texas St.	89 62	238	H	San Di ego	74 60	10	A	Gonzaga	62 74				
102	A	UC Davi s	74 76	78	H	Cal i forn i a	78 81								
29	H	Cal i forn i a	78 81												
303	A	Cal Poly	69 51												

Non-Div I Games:

Saint Mary's (CA)

Saint Peter's

Through Games Of Jan. 19, 2019

Average RPI Win: 327

Average RPI Loss: 196

WON-LOST
RECORDWINNING
PCT. RANKLAST 10
GAMESSTRENGTH OF
SCHEDULEOPP. STRENGTH
OF SCHEDULETEAM
RPIADJ.
RPICONF.
RPIADJ CONF.
RPIDIV. I ONLY
DIV. I NON-CONF.6- 11
5- 6249
1772-8
0- 0303
303343
348305
276305
27627
2827
28

TOTALS

RPI 1-25

RPI 26-50

W-L RECORDS

RPI 51-100

RPI 101-150

RPI 150+

6- 11

0- 0

0- 0

OVERALL

0- 3

0- 1

6- 7

4- 4

0- 0

0- 0

HOME

0- 0

0- 0

4- 4

2- 7

0- 0

0- 0

AWAY

0- 3

0- 1

2- 3

0- 0

0- 0

0- 0

NEUTRAL

0- 0

0- 0

0- 0

5- 6

0- 0

0- 0

NON-CONFERENCE

0- 2

0- 1

5- 3

4- 1

0- 0

0- 0

HOME

0- 0

0- 0

4- 1

1- 5

0- 0

0- 0

AWAY

0- 2

0- 1

1- 2

0- 0

0- 0

0- 0

NEUTRAL

0- 0

0- 0

0- 0

1- 5

0- 0

0- 0

CONFERENCE

0- 1

0- 0

1- 4

0- 3

0- 0

0- 0

HOME

0- 0

0- 0

0- 3

1- 2

0- 0

0- 0

AWAY

0- 1

0- 0

1- 1

0- 0

0- 0

0- 0

NEUTRAL

0- 0

0- 0

0- 0

RPI 1-25

RPI 26-50

RPI 51-100

RPI 101+



Team's RPI: 305



RPI S Opponent Score



RPI S Opponent Score



RPI S Opponent Score



RPI S Opponent Score



70  Qui nni pi ac 45  90



85  Boston Col lege 57  89



87  Seton Hall 47  90



119  Yale 56  72



207  Ri der 38  60



213  Cal St. Fullerton 45  69


235  Ni agara 66  75


266  Si ena 57  84


282  St. Franci s Brookl yn 70  74


293  Cani si us 62  75


295  UMass Lowel l 57  59


309  Fai rfi el d 68 65

312  NJIT 70 57




315  Wagner 69 57





329  Lafayette 62 60





344  Fai rlei gh Di ckin son 75 58





351  LIU Brookl yn 86 59





LAST 12 Di vi si on I GAMES:



207  Ri der 38  60 309  Fai rfi el d 68 65

282  St. Franci s Brookl yn 70  74 293  Cani si us 62  75

213  Cal St. Fullerton 45  69 235  Ni agara 66  75

119  Yale 56  72 70  Qui nni pi ac 45  90





87  Seton Hall 47  90 266  Si ena 57  84

315  Wagner 69 57 344  Fai rlei gh Di ckin son 75 58

S
a
i
n
t
P
e
t
e
r
''
sS
a
i
n
t
P
e
t
e
r
''
s

Non-Di v I Games:

Saint Peter's

 Loss,  Non-Conf, S Site,  Home  Away N Neutral

Average RPI Win:	288	WON-LOST	WINNING	LAST 10	STRENGTH OF	OPP. STRENGTH	TEAM	ADJ.	CONF.	ADJ CONF.
Average RPI Loss:	156	RECORD	PCT. RANK	GAMES	SCHEDULE	OF SCHEDULE	RPI	RPI	RPI	RPI
DIV. I ONLY	5- 7	219	6-4	271	230	216	216	26	26	
DIV. I NON-CONF.	2- 5	264	0- 0	121	128	187	187	22	22	

TOTALS	RPI 1-25	RPI 26-50	W-L RECORDS	RPI 51-100	RPI 101-150	RPI 150+				
5- 7	0- 0	0- 0	OVERALL	0- 3	0- 0	5- 4				
1- 2	0- 0	0- 0	HOME	0- 0	0- 0	1- 2				
4- 4	0- 0	0- 0	AWAY	0- 2	0- 0	4- 2				
0- 1	0- 0	0- 0	NEUTRAL	0- 1	0- 0	0- 0				
2- 5	0- 0	0- 0	NON-CONFERENCE	0- 3	0- 0	2- 2				
0- 1	0- 0	0- 0	HOME	0- 0	0- 0	0- 1				
2- 3	0- 0	0- 0	AWAY	0- 2	0- 0	2- 1				
0- 1	0- 0	0- 0	NEUTRAL	0- 1	0- 0	0- 0				
3- 2	0- 0	0- 0	CONFERENCE	0- 0	0- 0	3- 2				
1- 1	0- 0	0- 0	HOME	0- 0	0- 0	1- 1				
2- 1	0- 0	0- 0	AWAY	0- 0	0- 0	2- 1				
0- 0	0- 0	0- 0	NEUTRAL	0- 0	0- 0	0- 0				

RPI 1-25				RPI 26-50				RPI 51-100				RPI 101+ Team's RPI: 216			
RPI	S	Opponent	Score	RPI	S	Opponent	Score	RPI	S	Opponent	Score	RPI	S	Opponent	Score
								59	A	TCU	59 72	165	H	Oral Roberts	62 73
								63	A	LSU	52 66	172	H	Abilene Christian	79 91
								90	N	Troy	79 84	212	A	Southern Mi ss.	65 61
												264	A	Loui si ana	68 62
												270	A	Wi chi ta St.	55 63
												272	A	A&M-Corpus Christi	61 76
												313	A	Incarnate Word	76 56
												322	A	Houston Baptist	74 63
												328	H	Central Ark.	66 62

LAST 12 Division I GAMES:															
				322	A	Houston Baptist	74 63	272	A	A&M-Corpus Christi	61 76				
				264	A	Loui si ana	68 62	313	A	Incarnate Word	76 56				
				212	A	Southern Mi ss.	65 61	328	H	Central Ark.	66 62				
				90	N	Troy	79 84	172	H	Abilene Christian	79 91				
				270	A	Wi chi ta St.	55 63	59	A	TCU	59 72				
				63	A	LSU	52 66	165	H	Oral Roberts	62 73				

Non-Div I Games: UNKNOWN 94 46 Wiley 101 63 Jarvis Christian 100 55

Sam Houston St.

Average RPI Win:	260	WON-LOST	WINNING	LAST 10	STRENGTH OF	OPP. STRENGTH	TEAM	ADJ.	CONF.	ADJ CONF.
Average RPI Loss:	163	RECORD	PCT. RANK	GAMES	SCHEDULE	OF SCHEDULE	RPI	RPI	RPI	RPI
DIV. I ONLY	4- 12	289	3-7	192	248	224	224	24	24	
DIV. I NON-CONF.	3- 10	278	0- 0	119	237	214	214	25	25	

TOTALS	RPI 1-25	RPI 26-50	W-L RECORDS	RPI 51-100	RPI 101-150	RPI 150+				
4- 12	0- 0	0- 1	OVERALL	0- 2	0- 2	4- 7				
1- 1	0- 0	0- 0	HOME	0- 0	0- 0	1- 1				
3- 11	0- 0	0- 1	AWAY	0- 2	0- 2	3- 6				
0- 0	0- 0	0- 0	NEUTRAL	0- 0	0- 0	0- 0				
3- 10	0- 0	0- 1	NON-CONFERENCE	0- 2	0- 2	3- 5				
1- 1	0- 0	0- 0	HOME	0- 0	0- 0	1- 1				
2- 9	0- 0	0- 1	AWAY	0- 2	0- 2	2- 4				
0- 0	0- 0	0- 0	NEUTRAL	0- 0	0- 0	0- 0				
1- 2	0- 0	0- 0	CONFERENCE	0- 0	0- 0	1- 2				
0- 0	0- 0	0- 0	HOME	0- 0	0- 0	0- 0				
1- 2	0- 0	0- 0	AWAY	0- 0	0- 0	1- 2				
0- 0	0- 0	0- 0	NEUTRAL	0- 0	0- 0	0- 0				

RPI	S	Opponent	Score	RPI	S	Opponent	Score	RPI	S	Opponent	Score	RPI	S	Opponent	Score	Team's RPI: 224
48	A	Auburn	46 73	56	A	Oklahoma St.	62 82	122	A	Colorado	39 81	143	A	UT Martin	68 89	
				90	A	Troy	52 72	153	H	UAB	41 66	158	A	Denver	87 83	
								174	A	Vanderbilt	52 77	178	A	Mercer	68 76	
								208	A	Hampton	57 64	212	A	Southern Miss.	40 76	
								230	A	Alabama St.	60 51	252	A	Memphis	48 53	
								318	A	UNC Greensboro	54 55	325	H	Presbyterian	75 54	
								326	A	Western Caro.	75 42					
LAST 12 Division I GAMES:																
326	A	Western Caro.	75 42	318	A	UNC Greensboro	54 55									
252	A	Memphis	48 53	178	A	Mercer	68 76									
153	H	UAB	41 66	174	A	Vanderbilt	52 77									
325	H	Presbyterian	75 54	122	A	Colorado	39 81									
208	A	Hampton	57 64	158	A	Denver	87 83									
56	A	Oklahoma St.	62 82	48	A	Auburn	46 73									

Non-Div I Games: Rhodes 71 54 Montevallo 73 47

Samford

Loss, Non-Conf, S Site, H Home A Away N Neutral

Average RPI	Win: 246	WON-LOST	WINNING	LAST 10	STRENGTH OF	OPP. STRENGTH	TEAM	ADJ.	CONF.	ADJ CONF.
Average RPI	Loss: 125	RECORD	PCT. RANK	GAMES	SCHEDULE	OF SCHEDULE	RPI	RPI	RPI	RPI
DIV. I ONLY	7- 11	234	2-8	236	107	238	238	7	7	
DIV. I NON-CONF.	6- 4	125	0- 0	321	152	223	223	7	7	

TOTALS	RPI 1-25	RPI 26-50	W-L RECORDS	RPI 51-100	RPI 101-150	RPI 150+				
7- 11	0- 1	0- 2	OVERALL	0- 2	0- 2	7- 4				
5- 5	0- 1	0- 1	HOME	0- 0	0- 2	5- 1				
2- 6	0- 0	0- 1	AWAY	0- 2	0- 0	2- 3				
0- 0	0- 0	0- 0	NEUTRAL	0- 0	0- 0	0- 0				
6- 4	0- 0	0- 1	NON-CONFERENCE	0- 1	0- 0	6- 2				
5- 1	0- 0	0- 1	HOME	0- 0	0- 0	5- 0				
1- 3	0- 0	0- 0	AWAY	0- 1	0- 0	1- 2				
0- 0	0- 0	0- 0	NEUTRAL	0- 0	0- 0	0- 0				
1- 7	0- 1	0- 1	CONFERENCE	0- 1	0- 2	1- 2				
0- 4	0- 1	0- 0	HOME	0- 0	0- 2	0- 1				
1- 3	0- 0	0- 1	AWAY	0- 1	0- 0	1- 1				
0- 0	0- 0	0- 0	NEUTRAL	0- 0	0- 0	0- 0				

RPI 1-25				RPI 26-50				RPI 51-100				RPI 101+ Team's RPI: 238			
RPI	S	Opponent	Score	RPI	S	Opponent	Score	RPI	S	Opponent	Score	RPI	S	Opponent	Score
10	H	Gonzaga	61 86	29	H	Cal i forni a	53 70	65	A	Paci fi c	47 79	125	H	Portl and	60 69
				49	A	Saint Mary's (CA)	60 74	88	A	Mi nnesota	48 53	134	H	Loyol a Marymount	52 69
												161	H	Pepperdi ne	55 74
												176	A	Santa Clara	57 49
												206	H	San Diego St.	72 71
												210	A	Southern Utah	59 69
												225	H	Dartmouth	78 76
												250	A	San Franci sco	57 68
												255	A	UTSA	77 87
												258	A	Long Beach St.	60 56
												268	H	Cleveland St.	83 82
												271	H	Hawai i	58 50
												319	H	San Jose St.	83 79

LAST 12 Division I GAMES:															
10	H	Gonzaga	61 86	125	H	Portl and	60 69								
250	A	San Franci sco	57 68	65	A	Paci fi c	47 79								
319	H	San Jose St.	83 79	49	A	Saint Mary's (CA)	60 74								
255	A	UTSA	77 87	161	H	Pepperdi ne	55 74								
258	A	Long Beach St.	60 56	134	H	Loyol a Marymount	52 69								
225	H	Dartmouth	78 76	176	A	Santa Clara	57 49								

Non-Div I Games: Cal St. San B'dino 76 58

San Diego

Average RPI	Win:	242	WON-LOST	WINNING	LAST 10	STRENGTH OF	OPP. STRENGTH	TEAM	ADJ.	CONF.	ADJ CONF.
Average RPI	Loss:	129	RECORD	PCT. RANK	GAMES	SCHEDULE	OF SCHEDULE	RPI	RPI	RPI	RPI
DIV. I ONLY		6- 9		227	2-8	150	206	206	206	13	13
DIV. I NON-CONF.		5- 6		177	0- 0	251	256	237	237	11	11
<hr/>											
TOTALS	RPI 1-25		RPI 26-50		W-L RECORDS	RPI 51-100		RPI 101-150		RPI 150+	
6- 9	0- 0		0- 1		OVERALL	0- 4		1- 0		5- 4	
4- 4	0- 0		0- 0		HOME	0- 3		0- 0		4- 1	
2- 5	0- 0		0- 1		AWAY	0- 1		1- 0		1- 3	
0- 0	0- 0		0- 0		NEUTRAL	0- 0		0- 0		0- 0	
5- 6	0- 0		0- 0		NON-CONFERENCE	0- 2		1- 0		4- 4	
3- 3	0- 0		0- 0		HOME	0- 2		0- 0		3- 1	
2- 3	0- 0		0- 0		AWAY	0- 0		1- 0		1- 3	
0- 0	0- 0		0- 0		NEUTRAL	0- 0		0- 0		0- 0	
1- 3	0- 0		0- 1		CONFERENCE	0- 2		0- 0		1- 0	
1- 1	0- 0		0- 0		HOME	0- 1		0- 0		1- 0	
0- 2	0- 0		0- 1		AWAY	0- 1		0- 0		0- 0	
0- 0	0- 0		0- 0		NEUTRAL	0- 0		0- 0		0- 0	

RPI 1-25				RPI 26-50				RPI 51-100				RPI 101+ Team's RPI: 206			
RPI	S	Opponent	Score	RPI	S	Opponent	Score	RPI	S	Opponent	Score	RPI	S	Opponent	Score
				44	A	New Mexico	62 70	57	H	Boise St.	66 69	148	A	UC Irvine	78 70
								59	H	TCU	64 81	154	A	CSUN	74 77
								60	H	Arizona	60 69	176	A	Santa Clara	43 60
								76	A	Wyoming	45 87	213	A	Cal St. Fullerton	83 72
												218	H	Air Force	70 61
												238	A	San Diego	71 72
												271	H	Hawaii	58 57
												286	H	California Baptist	83 67
												301	H	UC Santa Barbara	58 63
												313	H	Incarnate Word	81 38
LAST 12 Division I GAMES:															
				44	A	New Mexico	62 70	218	H	Air Force	70 61				
				60	H	Arizona	60 69	76	A	Wyoming	45 87				
				238	A	San Diego	71 72	57	H	Boise St.	66 69				
				59	H	TCU	64 81	301	H	UC Santa Barbara	58 63				
				286	H	California Baptist	83 67	154	A	CSUN	74 77				
				313	H	Incarnate Word	81 38	148	A	UC Irvine	78 70				

Non-Div I Games:

San Diego St.

Average RPI Win:	283	WON-LOST	WINNING	LAST 10	STRENGTH OF	OPP. STRENGTH	TEAM	ADJ.	CONF.	ADJ CONF.
Average RPI Loss:	106	RECORD	PCT. RANK	GAMES	SCHEDULE	OF SCHEDULE	RPI	RPI	RPI	RPI
DIV. I ONLY	5- 13	280	2-8	159	134	250	250	7	7	
DIV. I NON-CONF.	4- 7	228	0- 0	253	155	254	254	7	7	

TOTALS	RPI 1-25	RPI 26-50	W-L RECORDS	RPI 51-100	RPI 101-150	RPI 150+				
5- 13	0- 2	0- 1	OVERALL	0- 2	0- 5	5- 3				
2- 7	0- 1	0- 1	HOME	0- 1	0- 3	2- 1				
1- 5	0- 1	0- 0	AWAY	0- 1	0- 2	1- 1				
2- 1	0- 0	0- 0	NEUTRAL	0- 0	0- 0	2- 1				
4- 7	0- 1	0- 0	NON-CONFERENCE	0- 1	0- 4	4- 1				
1- 3	0- 0	0- 0	HOME	0- 0	0- 3	1- 0				
1- 3	0- 1	0- 0	AWAY	0- 1	0- 1	1- 0				
2- 1	0- 0	0- 0	NEUTRAL	0- 0	0- 0	2- 1				
1- 6	0- 1	0- 1	CONFERENCE	0- 1	0- 1	1- 2				
1- 4	0- 1	0- 1	HOME	0- 1	0- 0	1- 1				
0- 2	0- 0	0- 0	AWAY	0- 0	0- 1	0- 1				
0- 0	0- 0	0- 0	NEUTRAL	0- 0	0- 0	0- 0				

RPI 1-25				RPI 26-50				RPI 51-100				RPI 101+				Team's RPI: 250
RPI	S	Opponent	Score	RPI	S	Opponent	Score	RPI	S	Opponent	Score	RPI	S	Opponent	Score	
3	A	Stanford	62 96	49	H	Saint Mary's (CA)	65 80	65	H	Paci fic	75 85	102	H	UC Davi s	68 70	
20	H	BYU	59 67					98	A	Washi ngton St.	61 91	114	H	Northern Colo.	63 68	
												124	H	UT Ar lington	73 80	
												129	A	Idaho	63 70	
												134	A	Loyol a Marymount	58 66	
												161	A	Pepperdi ne	50 69	
												176	H	Santa Clara	66 71	
												201	N	North Dakota	97 100	
												237	A	Sacramento St.	86 75	
												238	H	San Diego	68 57	
												303	N	Cal Poly	65 62	
												317	N	North Dakota St.	75 42	
												319	H	San Jose St.	85 63	

LAST 12 Division I GAMES:																
65	H	Paci fic	75 85	49	H	Saint Mary's (CA)	65 80	65	H	Paci fic	75 85	102	H	UC Davi s	68 70	
201	N	North Dakota	97 100	161	A	Pepperdi ne	50 69	134	A	Loyol a Marymount	58 66	176	H	Santa Clara	66 71	
317	N	North Dakota St.	75 42	237	A	Sacramento St.	86 75	20	H	BYU	59 67	238	H	San Diego	68 57	
102	H	UC Davi s	68 70	129	A	Idaho	63 70									

Non-Div I Games:

San Francisco

Average RPI Win:	269	WON-LOST	WINNING	LAST 10	STRENGTH OF	OPP. STRENGTH	TEAM	ADJ.	CONF.	ADJ CONF.
Average RPI Loss:	158	RECORD	PCT. RANK	GAMES	SCHEDULE	OF SCHEDULE	RPI	RPI	RPI	RPI
DIV. I ONLY	1- 14	338	0-10	154	219	319	319	13	13	
DIV. I NON-CONF.	1- 9	326	0- 0	145	226	316	316	11	11	

TOTALS	RPI 1-25	RPI 26-50	W-L RECORDS	RPI 51-100	RPI 101-150	RPI 150+				
1- 14	0- 0	0- 0	OVERALL	0- 3	0- 4	1- 7				
1- 5	0- 0	0- 0	HOME	0- 1	0- 1	1- 3				
0- 9	0- 0	0- 0	AWAY	0- 2	0- 3	0- 4				
0- 0	0- 0	0- 0	NEUTRAL	0- 0	0- 0	0- 0				
1- 9	0- 0	0- 0	NON-CONFERENCE	0- 2	0- 3	1- 4				
1- 3	0- 0	0- 0	HOME	0- 1	0- 1	1- 1				
0- 6	0- 0	0- 0	AWAY	0- 1	0- 2	0- 3				
0- 0	0- 0	0- 0	NEUTRAL	0- 0	0- 0	0- 0				
0- 5	0- 0	0- 0	CONFERENCE	0- 1	0- 1	0- 3				
0- 2	0- 0	0- 0	HOME	0- 0	0- 0	0- 2				
0- 3	0- 0	0- 0	AWAY	0- 1	0- 1	0- 1				
0- 0	0- 0	0- 0	NEUTRAL	0- 0	0- 0	0- 0				

RPI 1-25				RPI 26-50				RPI 51-100				RPI 101+ Team's RPI: 319			
RPI	S	Opponent	Score	RPI	S	Opponent	Score	RPI	S	Opponent	Score	RPI	S	Opponent	Score
								57	A	Boise St.	68 99	122	A	Colorado	64 76
								65	H	Paci fi c	67 91	133	A	Fresno St.	48 77
								80	A	Nebraska	63 96	144	A	Portland St.	51 80
												148	H	UC Irvine	66 74
												152	A	Utah St.	49 82
												154	A	CSUN	40 76
												176	H	Santa Clara	56 62
												227	H	UNLV	43 53
												238	A	San Diego	79 83
												250	A	San Franci sco	63 85
												265	H	Nevada	49 52
												269	H	CSU Bakersfi el d	82 72
LAST 12 Division I GAMES:															
227	H	UNLV	43 53	152	A	Utah St.	49 82								
176	H	Santa Clara	56 62	57	A	Boise St.	68 99								
80	A	Nebraska	63 96	265	H	Nevada	49 52								
122	A	Colorado	64 76	133	A	Fresno St.	48 77								
148	H	UC Irvine	66 74	238	A	San Diego	79 83								
65	H	Paci fi c	67 91	154	A	CSUN	40 76								

Non-Div I Games: San Fran. St. 66 73

San Jose St.

Average RPI Win:	229	WON-LOST	WINNING	LAST 10	STRENGTH OF	OPP. STRENGTH	TEAM	ADJ.	CONF.	ADJ CONF.
Average RPI Loss:	101	RECORD	PCT. RANK	GAMES	SCHEDULE	OF SCHEDULE	RPI	RPI	RPI	RPI
DIV. I ONLY	8- 9	188	4-6	137	171	176	176	7	7	
DIV. I NON-CONF.	6- 4	125	0- 0	202	212	151	151	7	7	

TOTALS	RPI 1-25	RPI 26-50	W-L RECORDS	RPI 51-100	RPI 101-150	RPI 150+				
8- 9	0- 1	0- 2	OVERALL	0- 2	2- 1	6- 3				
4- 5	0- 1	0- 1	HOME	0- 1	1- 0	3- 2				
4- 4	0- 0	0- 1	AWAY	0- 1	1- 1	3- 1				
0- 0	0- 0	0- 0	NEUTRAL	0- 0	0- 0	0- 0				
6- 4	0- 0	0- 1	NON-CONFERENCE	0- 1	1- 1	5- 1				
4- 1	0- 0	0- 0	HOME	0- 0	1- 0	3- 1				
2- 3	0- 0	0- 1	AWAY	0- 1	0- 1	2- 0				
0- 0	0- 0	0- 0	NEUTRAL	0- 0	0- 0	0- 0				
2- 5	0- 1	0- 1	CONFERENCE	0- 1	1- 0	1- 2				
0- 4	0- 1	0- 1	HOME	0- 1	0- 0	0- 1				
2- 1	0- 0	0- 0	AWAY	0- 0	1- 0	1- 1				
0- 0	0- 0	0- 0	NEUTRAL	0- 0	0- 0	0- 0				

RPI	S	Opponent	Score	RPI	S	Opponent	Score	RPI	S	Opponent	Score	RPI	S	Opponent	Score	Team's RPI: 176
20	H	BYU	44 54	30	A	Oregon St.	31 82	58	A	Southern Cal i forn i a	46 77	111	H	Missouri St.	77 73	
				49	H	Saint Mary's (CA)	59 83	65	H	Paci fi c	70 74	133	A	Fresno St.	53 80	
												134	A	Loyol a Marymount	83 75	
												154	H	CSUN	38 53	
												161	A	Pepperdi ne	48 74	
												206	H	San Di ego St.	60 43	
												213	A	Cal St. Fullerton	64 60	
												238	H	San Di ego	49 57	
												250	A	San Franci sco	71 66	
												265	H	Nevada	56 48	
												319	A	San Jose St.	62 56	
												337	H	Grand Canyon	75 55	

LAST 12 Division I GAMES:																
				49	H	Saint Mary's (CA)	59 83	65	H	Paci fi c	70 74					
				337	H	Grand Canyon	75 55	134	A	Loyol a Marymount	83 75					
				319	A	San Jose St.	62 56	161	A	Pepperdi ne	48 74					
				133	A	Fresno St.	53 80	250	A	San Franci sco	71 66					
				30	A	Oregon St.	31 82	238	H	San Di ego	49 57					
				154	H	CSUN	38 53	20	H	BYU	44 54					

Non-Div I Games: Sonoma St. 98 38

Santa Clara

Average RPI Win:	322	WON-LOST	WINNING	LAST 10	STRENGTH OF	OPP. STRENGTH	TEAM	ADJ.	CONF.	ADJ CONF.
Average RPI Loss:	206	RECORD	PCT. RANK	GAMES	SCHEDULE	OF SCHEDULE	RPI	RPI	RPI	RPI
DIV. I ONLY	2- 9	315	2-8	350	185	342	342	32	32	
DIV. I NON-CONF.	0- 7	336	0- 0	297	85	347	347	32	32	

TOTALS	RPI 1-25	RPI 26-50	W-L RECORDS	RPI 51-100	RPI 101-150	RPI 150+				
2- 9	0- 0	0- 2	OVERALL	0- 0	0- 0	2- 7				
0- 4	0- 0	0- 0	HOME	0- 0	0- 0	0- 4				
2- 5	0- 0	0- 2	AWAY	0- 0	0- 0	2- 3				
0- 0	0- 0	0- 0	NEUTRAL	0- 0	0- 0	0- 0				
0- 7	0- 0	0- 2	NON-CONFERENCE	0- 0	0- 0	0- 5				
0- 3	0- 0	0- 0	HOME	0- 0	0- 0	0- 3				
0- 4	0- 0	0- 2	AWAY	0- 0	0- 0	0- 2				
0- 0	0- 0	0- 0	NEUTRAL	0- 0	0- 0	0- 0				
2- 2	0- 0	0- 0	CONFERENCE	0- 0	0- 0	2- 2				
0- 1	0- 0	0- 0	HOME	0- 0	0- 0	0- 1				
2- 1	0- 0	0- 0	AWAY	0- 0	0- 0	2- 1				
0- 0	0- 0	0- 0	NEUTRAL	0- 0	0- 0	0- 0				

RPI 1-25				RPI 26-50				RPI 51-100				RPI 101+ Team's RPI: 342			
RPI	S	Opponent	Score	RPI	S	Opponent	Score	RPI	S	Opponent	Score	RPI	S	Opponent	Score
				28	A	South Dakota St.	49 97					194	A	Ole Miss	51 74
				33	A	DePaul	61 124					203	H	Jacksonville	58 68
												241	H	Texas Southern	41 65
												270	A	Wichita St.	50 66
												275	H	Norfolk St.	42 78
												277	H	Ga. Southern	71 82
												298	A	Coppin St.	76 70
												330	A	Morgan St.	47 63
												345	A	Florida A&M	54 50
LAST 12 Division I GAMES:															
				275	H	Norfolk St.	42 78	345	A	Florida A&M	54 50				
				241	H	Texas Southern	41 65	330	A	Morgan St.	47 63				
				33	A	DePaul	61 124	298	A	Coppin St.	76 70				
				203	H	Jacksonville	58 68	270	A	Wichita St.	50 66				
				277	H	Ga. Southern	71 82	28	A	South Dakota St.	49 97				
								194	A	Ole Miss	51 74				

Non-Div I Games: Carver 101 49 Wesleyan (GA) 155 26

Savannah St.

Average RPI Win:	0	WON-LOST	WINNING	LAST 10	STRENGTH OF	OPP. STRENGTH	TEAM	ADJ.	CONF.	ADJ CONF.
Average RPI Loss:	187	RECORD	PCT. RANK	GAMES	SCHEDULE	OF SCHEDULE	RPI	RPI	RPI	RPI
DIV. I ONLY	0- 18	349	0-10	177	303	335	335	29	29	
DIV. I NON-CONF.	0- 13	336	0- 0	116	265	325	325	30	30	

TOTALS	RPI 1-25	RPI 26-50	W-L RECORDS	RPI 51-100	RPI 101-150	RPI 150+				
0- 18	0- 0	0- 1	OVERALL	0- 3	0- 3	0- 11				
0- 8	0- 0	0- 0	HOME	0- 1	0- 0	0- 7				
0- 9	0- 0	0- 1	AWAY	0- 1	0- 3	0- 4				
0- 1	0- 0	0- 0	NEUTRAL	0- 1	0- 0	0- 0				
0- 13	0- 0	0- 1	NON-CONFERENCE	0- 3	0- 3	0- 6				
0- 5	0- 0	0- 0	HOME	0- 1	0- 0	0- 4				
0- 7	0- 0	0- 1	AWAY	0- 1	0- 3	0- 2				
0- 1	0- 0	0- 0	NEUTRAL	0- 1	0- 0	0- 0				
0- 5	0- 0	0- 0	CONFERENCE	0- 0	0- 0	0- 5				
0- 3	0- 0	0- 0	HOME	0- 0	0- 0	0- 3				
0- 2	0- 0	0- 0	AWAY	0- 0	0- 0	0- 2				
0- 0	0- 0	0- 0	NEUTRAL	0- 0	0- 0	0- 0				

RPI	S	Opponent	Score	RPI	S	Opponent	Score	RPI	S	Opponent	Score	RPI	S	Opponent	Score
36	A	Utah	62 89	60	N	Arizona	54 84	102	A	UC Davis	59 76	144	A	Portland St.	43 68
				65	A	Pacific	61 75	148	A	UC Irvine	60 65	161	H	Pepperdine	64 78
				99	H	Washington	58 69	180	A	New Mexico St.	55 75	213	H	Cal St. Fullerton	54 57
								219	H	Utah Valley	55 58	248	A	UTRGV	56 69
								249	H	Northern Ariz.	58 65	265	A	Nevada	54 67
								269	H	CSU Bakersfield	60 70	271	A	Hawaii	51 67
								303	H	Cal Poly	50 60	337	H	Grand Canyon	73 74
Team's RPI: 335															

LAST 12 Division I GAMES:															
248	A	UTRGV	56 69	219	H	Utah Valley	55 58								
180	A	New Mexico St.	55 75	337	H	Grand Canyon	73 74								
102	A	UC Davis	59 76	269	H	CSU Bakersfield	60 70								
65	A	Pacific	61 75	148	A	UC Irvine	60 65								
161	H	Pepperdine	64 78	265	A	Nevada	54 67								
99	H	Washington	58 69	303	H	Cal Poly	50 60								

Non-Div I Games:

Seattle U

Average RPI Win:	220	WON-LOST	WINNING	LAST 10	STRENGTH OF	OPP. STRENGTH	TEAM	ADJ.	CONF.	ADJ CONF.
Average RPI Loss:	50	RECORD	PCT. RANK	GAMES	SCHEDULE	OF SCHEDULE	RPI	RPI	RPI	RPI
DIV. I ONLY	11- 6	91	5-5	132	92	87	87	5	5	
DIV. I NON-CONF.	8- 3	71	0- 0	267	166	119	119	4	4	

TOTALS	RPI 1-25	RPI 26-50	W-L RECORDS	RPI 51-100	RPI 101-150	RPI 150+				
11- 6	0- 3	0- 2	OVERALL	3- 0	1- 0	7- 1				
9- 0	0- 0	0- 0	HOME	2- 0	1- 0	6- 0				
1- 5	0- 3	0- 1	AWAY	1- 0	0- 0	0- 1				
1- 1	0- 0	0- 1	NEUTRAL	0- 0	0- 0	1- 0				
8- 3	0- 1	0- 2	NON-CONFERENCE	1- 0	0- 0	7- 0				
6- 0	0- 0	0- 0	HOME	0- 0	0- 0	6- 0				
1- 2	0- 1	0- 1	AWAY	1- 0	0- 0	0- 0				
1- 1	0- 0	0- 1	NEUTRAL	0- 0	0- 0	1- 0				
3- 3	0- 2	0- 0	CONFERENCE	2- 0	1- 0	0- 1				
3- 0	0- 0	0- 0	HOME	2- 0	1- 0	0- 0				
0- 3	0- 2	0- 0	AWAY	0- 0	0- 0	0- 1				
0- 0	0- 0	0- 0	NEUTRAL	0- 0	0- 0	0- 0				

RPI 1-25				RPI 26-50				RPI 51-100 Team's RPI: 87				RPI 101+			
RPI	S	Opponent	Score	RPI	S	Opponent	Score	RPI	S	Opponent	Score	RPI	S	Opponent	Score
8	A	UConn	61 99	43	A	UCLA	62 78	61	H	Creighton	82 75	116	H	St. John's (NY)	77 67
14	A	Marquette	60 96	46	N	Georgia Tech	73 84	86	A	Princeton	70 66	171	A	Xavier	62 63
19	A	Butler	59 62					93	H	Providence	79 73	255	H	UTSA	84 53
												282	H	St. Francis Brooklyn	100 77
												295	H	UMass Lowell	90 57
												296	H	Kennesaw St.	102 80
												305	H	Saint Peter's	90 47
												315	H	Wagner	95 40
												318	N	UNC Greensboro	71 64
LAST 12 Division I GAMES:															
14	A	Marquette	60 96	61	H	Creighton	82 75	171	A	Xavier	62 63				
93	H	Providence	79 73	19	A	Butler	59 62								
8	A	UConn	61 99	116	H	St. John's (NY)	77 67								
305	H	Saint Peter's	90 47	318	N	UNC Greensboro	71 64								
295	H	UMass Lowell	90 57	46	N	Georgia Tech	73 84								
282	H	St. Francis Brooklyn	100 77												

Non-Div I Games:

Seton Hall

S
i
e
n
a

Siena				Through Games Of Jan. 19, 2019															
Average RPI Win: 274		WON-LOST RECORD		WINNING PCT. RANK		LAST 10 GAMES		STRENGTH OF SCHEDULE		OPP. STRENGTH OF SCHEDULE		TEAM RPI		ADJ. RPI		CONF. RPI		ADJ CONF. RPI	
DIV. I ONLY		8- 9		188		5-5		290		284		266		266		27		27	
DIV. I NON-CONF.		4- 7		228		1- 0		261		255		281		281		28		28	
TOTALS		RPI 1-25		RPI 26-50		W-L RECORDS		RPI 51-100		RPI 101-150		RPI 150+							
8- 9		0- 0		0- 0		OVERALL		0- 2		0- 2		8- 5							
4- 5		0- 0		0- 0		HOME		0- 2		0- 0		4- 3							
3- 3		0- 0		0- 0		AWAY		0- 0		0- 1		3- 2							
1- 1		0- 0		0- 0		NEUTRAL		0- 0		0- 1		1- 0							
4- 7		0- 0		0- 0		NON-CONFERENCE		0- 2		0- 1		4- 4							
2- 4		0- 0		0- 0		HOME		0- 2		0- 0		2- 2							
1- 2		0- 0		0- 0		AWAY		0- 0		0- 0		1- 2							
1- 1		0- 0		0- 0		NEUTRAL		0- 0		0- 1		1- 0							
4- 2		0- 0		0- 0		CONFERENCE		0- 0		0- 1		4- 1							
2- 1		0- 0		0- 0		HOME		0- 0		0- 0		2- 1							
2- 1		0- 0		0- 0		AWAY		0- 0		0- 1		2- 0							
0- 0		0- 0		0- 0		NEUTRAL		0- 0		0- 0		0- 0							
RPI 1-25				RPI 26-50				RPI 51-100				RPI 101+				Team's RPI: 266			
RPI	S	Opponent	Score	RPI	S	Opponent	Score	RPI	S	Opponent	Score	RPI	S	Opponent	Score				
								66	H	Harvard	54 73	123	N	Drexel	39 51				
								84	H	Penn	51 58	126	A	Marist	59 88				
												192	H	Massachusetts	64 59				
												207	H	Rider	52 55				
												215	A	Sacred Heart	50 72				
												221	A	St. Bonaventure	58 74				
												223	A	Howard	86 81				
												232	H	Colgate	55 53				
												254	A	Monmouth	77 68				
												259	H	Hofstra	50 57				
												289	H	Fla. Atlantic	66 70				
												305	A	Saint Peter's	84 57				
												315	N	Wagner	74 71				
												332	H	Iona	59 47				
												340	H	Manhattan	62 56				
LAST 12 Division I GAMES:																			
				315	N	Wagner	74 71	126	A	Marist	59 88								
				254	A	Monmouth	77 68	207	H	Rider	52 55								
				192	H	Massachusetts	64 59	340	H	Manhattan	62 56								
				221	A	St. Bonaventure	58 74	332	H	Iona	59 47								
				289	H	Fla. Atlantic	66 70	305	A	Saint Peter's	84 57								
				232	H	Colgate	55 53	259	H	Hofstra	50 57								

S
i
e
n
a

Non-Div I Games:

Siena

Average RPI Loss: 125

DIV. I ONLY	12- 3	33	7-3	333	81	142	142	14	14
DIV. I NON-CONF.	9- 0	1	1- 0	345	83	101	101	15	15
TOTALS	RPI 1-25	RPI 26-50	W-L RECORDS	RPI 51-100	RPI 101-150	RPI 150+			
12- 3	0- 0	0- 0	OVERALL	0- 0	1- 2	11- 1			
3- 2	0- 0	0- 0	HOME	0- 0	0- 1	3- 1			
8- 1	0- 0	0- 0	AWAY	0- 0	1- 1	7- 0			
1- 0	0- 0	0- 0	NEUTRAL	0- 0	0- 0	1- 0			
9- 0	0- 0	0- 0	NON-CONFERENCE	0- 0	1- 0	8- 0			
3- 0	0- 0	0- 0	HOME	0- 0	0- 0	3- 0			
5- 0	0- 0	0- 0	AWAY	0- 0	1- 0	4- 0			
1- 0	0- 0	0- 0	NEUTRAL	0- 0	0- 0	1- 0			
3- 3	0- 0	0- 0	CONFERENCE	0- 0	0- 2	3- 1			
0- 2	0- 0	0- 0	HOME	0- 0	0- 1	0- 1			
3- 1	0- 0	0- 0	AWAY	0- 0	0- 1	3- 0			
0- 0	0- 0	0- 0	NEUTRAL	0- 0	0- 0	0- 0			

RPI 1-25				RPI 26-50				RPI 51-100				RPI 101+				Team's RPI: 142	
RPI	S	Opponent	Score	RPI	S	Opponent	Score	RPI	S	Opponent	Score	RPI	S	Opponent	Score		
												103	A	Alabama	72	67	
												106	H	Little Rock	42	65	
												107	A	Appalachian St.	63	71	
												163	H	Arkansas St.	64	77	
												177	A	Georgia St.	68	59	
												180	N	New Mexico St.	68	67	
												184	A	Southern U.	53	49	
												204	A	Coastal Caro.	88	78	
												212	H	Southern Miss.	77	68	
												230	H	Alabama St.	77	65	
												239	H	ETSU	81	74	
												277	A	Ga. Southern	69	53	
												302	A	Tennessee St.	78	56	
												311	A	FIU	84	77	
												328	A	Central Ark.	58	50	
LAST 12 Division I GAMES:																	
				311	A	FIU	84	77	177	A	Georgia St.	68	59				
				277	A	Ga. Southern	69	53	106	H	Little Rock	42	65				
				230	H	Alabama St.	77	65	163	H	Arkansas St.	64	77				
				103	A	Alabama	72	67	204	A	Coastal Caro.	88	78				
				302	A	Tennessee St.	78	56	107	A	Appalachian St.	63	71				
				239	H	ETSU	81	74	180	N	New Mexico St.	68	67				

South Alabama

Average RPI Win: 138		WON-LOST	WINNING	LAST 10	STRENGTH OF		OPP. STRENGTH	TEAM	ADJ.	CONF.	ADJ CONF.
Loss: 17		RECORD	PCT. RANK	GAMES	SCHEDULE		OF SCHEDULE	RPI	RPI	RPI	RPI
DIV. I ONLY		12- 5	68	8-2	22		10	23	23	6	6
DIV. I NON-CONF.		8- 4	91	0- 1	31		17	47	47	6	6
TOTALS		RPI 1-25	RPI 26-50		W-L RECORDS		RPI 51-100	RPI 101-150	RPI 150+		
12- 5	0- 3	3- 2		OVERALL		1- 0	3- 0		5- 0		
7- 2	0- 1	1- 1		HOME		0- 0	3- 0		3- 0		
4- 1	0- 1	2- 0		AWAY		1- 0	0- 0		1- 0		
1- 2	0- 1	0- 1		NEUTRAL		0- 0	0- 0		1- 0		
8- 4	0- 2	2- 2		NON-CONFERENCE		0- 0	2- 0		4- 0		
5- 2	0- 1	1- 1		HOME		0- 0	2- 0		2- 0		
2- 0	0- 0	1- 0		AWAY		0- 0	0- 0		1- 0		
1- 2	0- 1	0- 1		NEUTRAL		0- 0	0- 0		1- 0		
4- 1	0- 1	1- 0		CONFERENCE		1- 0	1- 0		1- 0		
2- 0	0- 0	0- 0		HOME		0- 0	1- 0		1- 0		
2- 1	0- 1	1- 0		AWAY		1- 0	0- 0		0- 0		
0- 0	0- 0	0- 0		NEUTRAL		0- 0	0- 0		0- 0		

RPI	S	Opponent	Score
2	H	Bayl or	69 94
9	A	Mi ssi ssi ppi St.	74 89
13	N	Drake	85 90

RPI	S	Opponent	Score
30	N	Oregon St.	68 70
31	H	Maryl and	61 85
34	A	Texas A&M	60 57
39	H	Cl emson	69 57
45	A	Purdue	82 73

RPI	S	Opponent	Score
63	A	LSU	76 53

RPI	S	Opponent	Score
103	H	Al abama	62 59
107	H	Appal achi an St.	80 50
109	H	Dayton	65 55
202	H	Fl ori da	71 40
230	A	Al abama St.	94 38
236	H	Temple	88 60
239	N	ETSU	101 55
245	H	Furman	66 53

LAST 12 Division I GAMES:			
13	N	Drake	85 90
30	N	Oregon St.	68 70
236	H	Temple	88 60
45	A	Purdue	82 73
107	H	Appal achi an St.	80 50
2	H	Bayl or	69 94
9	A	Mi ssi ssi ppi St.	74 89
63	A	LSU	76 53
202	H	Fl ori da	71 40
103	H	Al abama	62 59
34	A	Texas A&M	60 57
245	H	Furman	66 53

Non-Div I Games:

South Carolina

Average RPI Win:	296	WON-LOST	WINNING	LAST 10	STRENGTH OF	OPP. STRENGTH	TEAM	ADJ.	CONF.	ADJ CONF.
Average RPI Loss:	210	RECORD	PCT. RANK	GAMES	SCHEDULE	OF SCHEDULE	RPI	RPI	RPI	RPI

DIV. I ONLY	7- 9	205	6-4	342	308	297	297	32	32
DIV. I NON-CONF.	5- 7	206	1- 0	330	304	290	290	32	32

TOTALS	RPI 1-25	RPI 26-50	W-L RECORDS	RPI 51-100	RPI 101-150	RPI 150+			
7- 9	0- 0	0- 0	OVERALL	0- 1	0- 2	7- 6			
4- 2	0- 0	0- 0	HOME	0- 0	0- 0	4- 2			
3- 5	0- 0	0- 0	AWAY	0- 1	0- 1	3- 3			
0- 2	0- 0	0- 0	NEUTRAL	0- 0	0- 1	0- 1			
5- 7	0- 0	0- 0	NON-CONFERENCE	0- 1	0- 2	5- 4			
3- 1	0- 0	0- 0	HOME	0- 0	0- 0	3- 1			
2- 4	0- 0	0- 0	AWAY	0- 1	0- 1	2- 2			
0- 2	0- 0	0- 0	NEUTRAL	0- 0	0- 1	0- 1			
2- 2	0- 0	0- 0	CONFERENCE	0- 0	0- 0	2- 2			
1- 1	0- 0	0- 0	HOME	0- 0	0- 0	1- 1			
1- 1	0- 0	0- 0	AWAY	0- 0	0- 0	1- 1			
0- 0	0- 0	0- 0	NEUTRAL	0- 0	0- 0	0- 0			

RPI 1-25				RPI 26-50				RPI 51-100				RPI 101+ Team's RPI: 297			
RPI	S	Opponent	Score	RPI	S	Opponent	Score	RPI	S	Opponent	Score	RPI	S	Opponent	Score
								60	A	Arizona	32 73	110	N	Wake Forest	44 58
												140	A	Radford	31 61
												204	A	Coastal Caro.	44 57
												220	N	East Carolina	63 71
												223	H	Howard	72 63
												227	H	UNLV	58 49
												262	H	Winthrop	50 58
												267	H	N. C. A&T	44 58
												298	A	Coppin St.	75 59
												299	A	Col. of Charleston	51 75
												325	A	Presbyteri an	57 48
												326	A	Western Caro.	54 39
												330	A	Morgan St.	51 62
												334	H	Charleston So.	67 58
												338	H	USC Upstate	71 66

LAST 12 Division I GAMES:															
				227	H	UNLV	58 49	298	A	Coppin St.	75 59				
				223	H	Howard	72 63	330	A	Morgan St.	51 62				
				262	H	Winthrop	50 58	267	H	N. C. A&T	44 58				
				338	H	USC Upstate	71 66	326	A	Western Caro.	54 39				
				60	A	Arizona	32 73	220	N	East Carolina	63 71				
				325	A	Presbyteri an	57 48	110	N	Wake Forest	44 58				

Non-Div I Games: Voorhees 88 61 UNKNOWN 67 51

South Carolina St.

Loss, Non-Conf, S Site, H Home A Away N Neutral

Average RPI Win:	153	WON-LOST	WINNING	LAST 10	STRENGTH OF	OPP. STRENGTH	TEAM	ADJ.	CONF.	ADJ CONF.
Average RPI Loss:	65	RECORD	PCT. RANK	GAMES	SCHEDULE	OF SCHEDULE	RPI	RPI	RPI	RPI

DIV. I ONLY	14- 3	27	8-2	98	53	21	21	18	18
DIV. I NON-CONF.	10- 2	37	0- 0	47	11	13	13	16	16

TOTALS	RPI 1-25	RPI 26-50	W-L RECORDS	RPI 51-100	RPI 101-150	RPI 150+
14- 3	1- 2	3- 0	OVERALL	1- 0	3- 0	6- 1
5- 0	1- 0	2- 0	HOME	0- 0	0- 0	2- 0
6- 2	0- 1	1- 0	AWAY	1- 0	2- 0	2- 1
3- 1	0- 1	0- 0	NEUTRAL	0- 0	1- 0	2- 0
10- 2	1- 2	2- 0	NON-CONFERENCE	1- 0	3- 0	3- 0
3- 0	1- 0	1- 0	HOME	0- 0	0- 0	1- 0
4- 1	0- 1	1- 0	AWAY	1- 0	2- 0	0- 0
3- 1	0- 1	0- 0	NEUTRAL	0- 0	1- 0	2- 0
4- 1	0- 0	1- 0	CONFERENCE	0- 0	0- 0	3- 1
2- 0	0- 0	1- 0	HOME	0- 0	0- 0	1- 0
2- 1	0- 0	0- 0	AWAY	0- 0	0- 0	2- 1
0- 0	0- 0	0- 0	NEUTRAL	0- 0	0- 0	0- 0

RPI 1-25	Team's RPI: 21	RPI 26-50	RPI 51-100	RPI 101+
RPI S Opponent Score		RPI S Opponent Score	RPI S Opponent Score	RPI S Opponent Score
12 H Iowa St. 64 59		28 H South Dakota St. 105 98	61 A Creighton 77 65	111 A Missouri St. 85 74
13 A Drake 64 76		32 A Missouri 74 61		134 N Loyola Marymount 67 40
24 N Indiana 60 68		47 H Green Bay 55 49		145 A Montana 64 41
				158 A Denver 99 104
				165 A Oral Roberts 76 72
				167 N Grambling 67 53
				270 N Wichita St. 73 64
				313 H Incarnate Word 96 43
				317 A North Dakota St. 67 41
				339 H Purdue Fort Wayne 69 51
LAST 12 Division I GAMES:				
165 A Oral Roberts 76 72		28 H South Dakota St. 105 98		
339 H Purdue Fort Wayne 69 51		158 A Denver 99 104		
32 A Missouri 74 61		317 A North Dakota St. 67 41		
111 A Missouri St. 85 74		24 N Indiana 60 68		
47 H Green Bay 55 49		134 N Loyola Marymount 67 40		
12 H Iowa St. 64 59		167 N Grambling 67 53		

Non-Div I Games: Bellevue 79 40 St. Mary (NE) 112 52

South Dakota

Average RPI Win:	150	WON-LOST	WINNING	LAST 10	STRENGTH OF	OPP. STRENGTH	TEAM	ADJ.	CONF.	ADJ CONF.
Average RPI Loss:	26	RECORD	PCT. RANK	GAMES	SCHEDULE	OF SCHEDULE	RPI	RPI	RPI	RPI
DIV. I ONLY	13- 6	82	7-3	33	33	28	28	18	18	
DIV. I NON-CONF.	8- 5	120	0- 0	11	5	16	16	16	16	

TOTALS	RPI 1-25	RPI 26-50	W-L RECORDS	RPI 51-100	RPI 101-150	RPI 150+				
13- 6	2- 4	1- 1	OVERALL	2- 1	1- 0	7- 0				
7- 1	1- 1	1- 0	HOME	2- 0	0- 0	3- 0				
6- 3	1- 2	0- 0	AWAY	0- 1	1- 0	4- 0				
0- 2	0- 1	0- 1	NEUTRAL	0- 0	0- 0	0- 0				
8- 5	2- 3	1- 1	NON-CONFERENCE	2- 1	1- 0	2- 0				
5- 1	1- 1	1- 0	HOME	2- 0	0- 0	1- 0				
3- 2	1- 1	0- 0	AWAY	0- 1	1- 0	1- 0				
0- 2	0- 1	0- 1	NEUTRAL	0- 0	0- 0	0- 0				
5- 1	0- 1	0- 0	CONFERENCE	0- 0	0- 0	5- 0				
2- 0	0- 0	0- 0	HOME	0- 0	0- 0	2- 0				
3- 1	0- 1	0- 0	AWAY	0- 0	0- 0	3- 0				
0- 0	0- 0	0- 0	NEUTRAL	0- 0	0- 0	0- 0				

RPI 1-25				RPI 26-50				Team's RPI: 28				RPI 51-100				RPI 101+			
RPI	S	Opponent	Score	RPI	S	Opponent	Score	RPI	S	Opponent	Score	RPI	S	Opponent	Score	RPI	S	Opponent	Score
2	N	Bayl or	66 72	35	N	Buffal o	55 61	61	H	Creighton	74 48	127	A	Chattanooga	71 54				
5	H	Oregon	79 87	47	H	Green Bay	77 47	76	A	Wyomi ng	70 77	151	A	Montana St.	88 67				
13	H	Drake	80 71					81	H	FGCU	80 62	158	H	Denver	76 59				
14	A	Marquette	52 91									165	H	Oral Roberts	68 55				
18	A	Central Mich.	80 71									201	A	North Dakota	66 48				
21	A	South Dakota	98 105									243	A	Western Ill.	93 84				
												339 A Purdue Fort Wayne 85 52				342 H Savannah St. 97 49			
																</			

Non-Div I Games:

South Dakota St.

Average RPI Win:	188	WON-LOST	WINNING	LAST 10	STRENGTH OF	OPP. STRENGTH	TEAM	ADJ.	CONF.	ADJ CONF.
Average RPI Loss:	45	RECORD	PCT. RANK	GAMES	SCHEDULE	OF SCHEDULE	RPI	RPI	RPI	RPI

DIV. I ONLY	11- 7	109	5-5	133	22	120	120	9	9
DIV. I NON-CONF.	9- 5	105	0- 0	235	13	145	145	9	9

TOTALS	RPI 1-25	RPI 26-50	W-L RECORDS	RPI 51-100	RPI 101-150	RPI 150+			
11- 7	0- 2	1- 2	OVERALL	2- 3	1- 0	7- 0			
8- 1	0- 1	0- 0	HOME	1- 0	1- 0	6- 0			
2- 2	0- 1	0- 0	AWAY	1- 1	0- 0	1- 0			
1- 4	0- 0	1- 2	NEUTRAL	0- 2	0- 0	0- 0			
9- 5	0- 0	1- 2	NON-CONFERENCE	1- 3	1- 0	6- 0			
7- 0	0- 0	0- 0	HOME	0- 0	1- 0	6- 0			
1- 1	0- 0	0- 0	AWAY	1- 1	0- 0	0- 0			
1- 4	0- 0	1- 2	NEUTRAL	0- 2	0- 0	0- 0			
2- 2	0- 2	0- 0	CONFERENCE	1- 0	0- 0	1- 0			
1- 1	0- 1	0- 0	HOME	1- 0	0- 0	0- 0			
1- 1	0- 1	0- 0	AWAY	0- 0	0- 0	1- 0			
0- 0	0- 0	0- 0	NEUTRAL	0- 0	0- 0	0- 0			

RPI 1-25				RPI 26-50				RPI 51-100				RPI 101+ Team's RPI: 120			
RPI	S	Opponent	Score	RPI	S	Opponent	Score	RPI	S	Opponent	Score	RPI	S	Opponent	Score
8	A	UConn	46 63	27	N	Kentucky	63 85	61	N	Creighton	76 83	136	H	Oklahoma	87 70
17	H	UCF	49 62	41	N	North Carolina	69 71	63	A	LSU	49 78	167	H	Grambling	67 50
				43	N	UCLA	60 56	82	A	Ohio St.	71 47	197	H	George Washington	63 30
								89	H	Tulane	73 46	236	A	Temple	63 53
								97	N	Virginia	67 74	247	H	Bethune-Cookman	88 39
												276	H	Vermont	102 55
												283	H	Albany (NY)	74 37
												310	H	New Hampshire	79 36

LAST 12 Division I GAMES:															
89	H	Tulane	73 46	17	H	UCF	49 62	236	A	Temple	63 53				
8	A	UConn	46 63	63	A	LSU	49 78	97	N	Virginia	67 74				
167	H	Grambling	67 50	61	N	Creighton	76 83	276	H	Vermont	102 55				
197	H	George Washington	63 30												
310	H	New Hampshire	79 36												
43	N	UCLA	60 56												

Non-Div I Games:

South Fla.

Average RPI Win: 288		WON-LOST RECORD		WINNING PCT. RANK		LAST 10 GAMES		STRENGTH OF SCHEDULE		OPP. STRENGTH OF SCHEDULE		TEAM RPI		ADJ. RPI		CONF. RPI		ADJ CONF. RPI	
Average RPI Loss: 167																			
DIV. I ONLY		6- 9		227		6-4		213		325		217		217		22		22	
DIV. I NON-CONF.		3- 6		241		0- 0		144		310		206		206		20		20	
TOTALS		RPI 1-25		RPI 26-50		W-L RECORDS		RPI 51-100		RPI 101-150		RPI 150+							
6- 9		0- 1		0- 0		OVERALL		0- 0		0- 2		6- 6							
2- 3		0- 0		0- 0		HOME		0- 0		0- 2		2- 1							
4- 5		0- 1		0- 0		AWAY		0- 0		0- 0		4- 4							
0- 1		0- 0		0- 0		NEUTRAL		0- 0		0- 0		0- 1							
3- 6		0- 1		0- 0		NON-CONFERENCE		0- 0		0- 1		3- 4							
1- 1		0- 0		0- 0		HOME		0- 0		0- 1		1- 0							
2- 4		0- 1		0- 0		AWAY		0- 0		0- 0		2- 3							
0- 1		0- 0		0- 0		NEUTRAL		0- 0		0- 0		0- 1							
3- 3		0- 0		0- 0		CONFERENCE		0- 0		0- 1		3- 2							
1- 2		0- 0		0- 0		HOME		0- 0		0- 1		1- 1							
2- 1		0- 0		0- 0		AWAY		0- 0		0- 0		2- 1							
0- 0		0- 0		0- 0		NEUTRAL		0- 0		0- 0		0- 0							

RPI 1-25					
RPI	S	Opponent	Score		
9	A	Mississippi St.	53	88	
RPI 26-50					
RPI	S	Opponent	Score		
RPI 51-100					
RPI	S	Opponent	Score		
Team's RPI: 217					
RPI	S	Opponent	Score		
143	H	UT Martin	73	80	
150	H	Indiana St.	51	62	
155	N	North Ala.	67	80	
168	A	Southern Ill.	40	60	
169	A	Morehead St.	54	82	
179	A	Bradley	79	85	
200	A	SIUE	62	52	
243	H	Western Ill.	81	71	
252	A	Memphis	57	69	
279	H	Murray St.	59	64	
308	H	Austin Peay	64	54	
312	A	NJIT	68	58	
323	A	Eastern Ky.	52	42	
341	A	Evansville	54	50	
LAST 12 Division I GAMES:					
323	A	Eastern Ky.	52	42	
169	A	Morehead St.	54	82	
150	H	Indiana St.	51	62	
312	A	NJIT	68	58	
155	N	North Ala.	67	80	
243	H	Western Ill.	81	71	
279	H	Murray St.	59	64	
308	H	Austin Peay	64	54	
143	H	UT Martin	73	80	
200	A	SIUE	62	52	
252	A	Memphis	57	69	
341	A	Evansville	54	50	

Non-Div I Games:	Ill.-Springfield	82	46	Harris-Stowe	80	65
------------------	------------------	----	----	--------------	----	----

Southeast Mo. St.

Loss, Non-Conf, S Site, H Home A Away N Neutral

Average RPI Win:	288	WON-LOST	WINNING	LAST 10	STRENGTH OF	OPP. STRENGTH	TEAM	ADJ.	CONF.	ADJ CONF.
Average RPI Loss:	159	RECORD	PCT. RANK	GAMES	SCHEDULE	OF SCHEDULE	RPI	RPI	RPI	RPI
DIV. I ONLY	6- 8	215	3-7	280	287	233	233	26	26	
DIV. I NON-CONF.	4- 5	190	0- 0	306	280	227	227	22	22	

TOTALS	RPI 1-25	RPI 26-50	W-L RECORDS	RPI 51-100	RPI 101-150	RPI 150+				
6- 8	0- 0	0- 0	OVERALL	0- 3	0- 2	6- 3				
3- 2	0- 0	0- 0	HOME	0- 1	0- 0	3- 1				
3- 6	0- 0	0- 0	AWAY	0- 2	0- 2	3- 2				
0- 0	0- 0	0- 0	NEUTRAL	0- 0	0- 0	0- 0				
4- 5	0- 0	0- 0	NON-CONFERENCE	0- 1	0- 2	4- 2				
1- 1	0- 0	0- 0	HOME	0- 0	0- 0	1- 1				
3- 4	0- 0	0- 0	AWAY	0- 1	0- 2	3- 1				
0- 0	0- 0	0- 0	NEUTRAL	0- 0	0- 0	0- 0				
2- 3	0- 0	0- 0	CONFERENCE	0- 2	0- 0	2- 1				
2- 1	0- 0	0- 0	HOME	0- 1	0- 0	2- 0				
0- 2	0- 0	0- 0	AWAY	0- 1	0- 0	0- 1				
0- 0	0- 0	0- 0	NEUTRAL	0- 0	0- 0	0- 0				

RPI 1-25				RPI 26-50				RPI 51-100				RPI 101+				Team's RPI: 233
RPI	S	Opponent	Score	RPI	S	Opponent	Score	RPI	S	Opponent	Score	RPI	S	Opponent	Score	
								62	A	Lamar University	54 94	103	A	Alabama	40 88	
								63	A	LSU	52 72	139	A	Louisiana Tech	53 72	
								91	H	SFA	51 62	172	H	Abilene Christian	74 71	
												212	H	Southern Miss.	52 59	
												222	A	SMU	63 62	
												285	A	Alabama A&M	48 51	
												320	A	McNeese	56 62	
												321	H	La.-Monroe	49 42	
												328	H	Central Ark.	62 53	
												333	A	Jackson St.	50 45	
												350	A	Alcorn	77 59	

LAST 12 Division I GAMES:																
				320	A	McNeese	56 62	172	H	Abilene Christian	74 71					
				62	A	Lamar University	54 94	328	H	Central Ark.	62 53					
				285	A	Alabama A&M	48 51	91	H	SFA	51 62					
				139	A	Louisiana Tech	53 72	63	A	LSU	52 72					
				333	A	Jackson St.	50 45	212	H	Southern Miss.	52 59					
				222	A	SMU	63 62	321	H	La.-Monroe	49 42					

Non-Div I Games: Mobile 70 57 Xavier (LA) 47 59

Southeastern La.

Average RPI	Win:	198	WON-LOST	WINNING	LAST 10	STRENGTH OF	OPP. STRENGTH	TEAM	ADJ.	CONF.	ADJ CONF.
Average RPI	Loss:	24	RECORD	PCT. RANK	GAMES	SCHEDULE	OF SCHEDULE	RPI	RPI	RPI	RPI
DIV. I ONLY		10- 6		99	4-6	50	68	58	58	2	2
DIV. I NON-CONF.		10- 1		19	0- 0	175	193	32	32	2	2

TOTALS	RPI 1-25		RPI 26-50		W-L RECORDS	RPI 51-100		RPI 101-150		RPI 150+	
10- 6	0- 2		0- 4		OVERALL	0- 0		2- 0		8- 0	
5- 3	0- 1		0- 2		HOME	0- 0		1- 0		4- 0	
4- 3	0- 1		0- 2		AWAY	0- 0		1- 0		3- 0	
1- 0	0- 0		0- 0		NEUTRAL	0- 0		0- 0		1- 0	
10- 1	0- 0		0- 1		NON-CONFERENCE	0- 0		2- 0		8- 0	
5- 0	0- 0		0- 0		HOME	0- 0		1- 0		4- 0	
4- 1	0- 0		0- 1		AWAY	0- 0		1- 0		3- 0	
1- 0	0- 0		0- 0		NEUTRAL	0- 0		0- 0		1- 0	
0- 5	0- 2		0- 3		CONFERENCE	0- 0		0- 0		0- 0	
0- 3	0- 1		0- 2		HOME	0- 0		0- 0		0- 0	
0- 2	0- 1		0- 1		AWAY	0- 0		0- 0		0- 0	
0- 0	0- 0		0- 0		NEUTRAL	0- 0		0- 0		0- 0	

RPI 1-25				RPI 26-50				RPI 51-100				Team's RPI: 58				RPI 101+			
RPI	S	Opponent	Score	RPI	S	Opponent	Score	RPI	S	Opponent	Score	RPI	S	Opponent	Score	RPI	S	Opponent	Score
3	A	Stanford	64 72	29	A	Cal i forni a	59 66									124	A	UT Ar lington	73 61
5	H	Oregon	53 93	30	H	Oregon St.	52 76									133	H	Fresno St.	62 61
				34	A	Texas A&M	51 71									152	N	Utah St.	55 46
				43	H	UCLA	65 72									154	H	CSUN	58 42
																176	H	Santa Clara	77 46
																187	H	UC Ri versi de	73 55
																227	A	UNLV	86 72
																258	A	Long Beach St.	86 50
																265	A	Nevada	72 51
																301	H	UC Santa Barbara	82 39
LAST 12 Di vi si on I GAMES:																			
30	H	Oregon St.	52 76	29	A	Cal i forni a	59 66												
5	H	Oregon	53 93	3	A	Stanford	64 72												
227	A	UNLV	86 72	43	H	UCLA	65 72												
133	H	Fresno St.	62 61	124	A	UT Ar lington	73 61												
265	A	Nevada	72 51	34	A	Texas A&M	51 71												
152	N	Utah St.	55 46	154	H	CSUN	58 42												

Non-Di v I Games:

Southern Cal i forni a

Average RPI Win:	209	WON-LOST	WINNING	LAST 10	STRENGTH OF	OPP. STRENGTH	TEAM	ADJ.	CONF.	ADJ CONF.
Average RPI Loss:	129	RECORD	PCT. RANK	GAMES	SCHEDULE	OF SCHEDULE	RPI	RPI	RPI	RPI
DIV. I ONLY	8- 7	150	5-5	169	182	168	168	12	12	
DIV. I NON-CONF.	7- 4	109	0- 0	131	174	89	89	14	14	

TOTALS	RPI 1-25	RPI 26-50	W-L RECORDS	RPI 51-100	RPI 101-150	RPI 150+				
8- 7	0- 1	0- 0	OVERALL	1- 0	2- 4	5- 2				
6- 1	0- 0	0- 0	HOME	0- 0	2- 1	4- 0				
1- 5	0- 0	0- 0	AWAY	0- 0	0- 3	1- 2				
1- 1	0- 1	0- 0	NEUTRAL	1- 0	0- 0	0- 0				
7- 4	0- 1	0- 0	NON-CONFERENCE	1- 0	2- 2	4- 1				
5- 0	0- 0	0- 0	HOME	0- 0	2- 0	3- 0				
1- 3	0- 0	0- 0	AWAY	0- 0	0- 2	1- 1				
1- 1	0- 1	0- 0	NEUTRAL	1- 0	0- 0	0- 0				
1- 3	0- 0	0- 0	CONFERENCE	0- 0	0- 2	1- 1				
1- 1	0- 0	0- 0	HOME	0- 0	0- 1	1- 0				
0- 2	0- 0	0- 0	AWAY	0- 0	0- 1	0- 1				
0- 0	0- 0	0- 0	NEUTRAL	0- 0	0- 0	0- 0				

RPI 1-25				RPI 26-50				RPI 51-100				RPI 101+				Team's RPI: 168
RPI	S	Opponent	Score	RPI	S	Opponent	Score	RPI	S	Opponent	Score	RPI	S	Opponent	Score	
15	N	Arizona St.	38 82					92	N	Hartford	72 50	108	A	Western Ky.	76 83	
												111	A	Missouri St.	51 66	
												113	H	Northern Ill.	82 73	
												143	A	UT Martin	94 95	
												149	H	IUPUI	78 73	
												150	H	Indiana St.	58 61	
												166	A	Illinois St.	52 60	
												209	A	Saint Louis	58 62	
												217	H	Southeast Mo. St.	60 40	
												229	H	Marshall	58 49	
												253	H	Eastern Ill.	73 59	
												279	A	Murray St.	65 59	
												341	H	Evansville	67 47	
LAST 12 Division I GAMES:																
166	A	Illinois St.	52 60	150	H	Indiana St.	58 61									
111	A	Missouri St.	51 66	341	H	Evansville	67 47									
209	A	Saint Louis	58 62	149	H	IUPUI	78 73									
15	N	Arizona St.	38 82	279	A	Murray St.	65 59									
92	N	Hartford	72 50	253	H	Eastern Ill.	73 59									
108	A	Western Ky.	76 83	113	H	Northern Ill.	82 73									

Non-Div I Games:

Southern Ill.

Average RPI Win:	252	WON-LOST	WINNING	LAST 10	STRENGTH OF	OPP. STRENGTH	TEAM	ADJ.	CONF.	ADJ CONF.
Average RPI Loss:	114	RECORD	PCT. RANK	GAMES	SCHEDULE	OF SCHEDULE	RPI	RPI	RPI	RPI
DIV. I ONLY	7- 10	220	3-7	97	293	212	212	16	16	
DIV. I NON-CONF.	6- 5	143	0- 0	254	291	238	238	19	19	

TOTALS	RPI 1-25	RPI 26-50	W-L RECORDS	RPI 51-100	RPI 101-150	RPI 150+				
7- 10	0- 1	0- 0	OVERALL	0- 4	0- 2	7- 3				
6- 6	0- 1	0- 0	HOME	0- 2	0- 1	6- 2				
1- 4	0- 0	0- 0	AWAY	0- 2	0- 1	1- 1				
0- 0	0- 0	0- 0	NEUTRAL	0- 0	0- 0	0- 0				
6- 5	0- 1	0- 0	NON-CONFERENCE	0- 1	0- 2	6- 1				
5- 3	0- 1	0- 0	HOME	0- 0	0- 1	5- 1				
1- 2	0- 0	0- 0	AWAY	0- 1	0- 1	1- 0				
0- 0	0- 0	0- 0	NEUTRAL	0- 0	0- 0	0- 0				
1- 5	0- 0	0- 0	CONFERENCE	0- 3	0- 0	1- 2				
1- 3	0- 0	0- 0	HOME	0- 2	0- 0	1- 1				
0- 2	0- 0	0- 0	AWAY	0- 1	0- 0	0- 1				
0- 0	0- 0	0- 0	NEUTRAL	0- 0	0- 0	0- 0				

RPI 1-25				RPI 26-50				RPI 51-100				RPI 101+ Team's RPI: 212			
RPI	S	Opponent	Score	RPI	S	Opponent	Score	RPI	S	Opponent	Score	RPI	S	Opponent	Score
9	H	Mississippi St.	42 86					55	H	Old Dominion	50 53	121	H	Houston	44 61
								68	A	Middle Tenn.	49 66	142	A	South Alabama	68 77
								89	A	Tulane	54 71	153	A	UAB	60 71
								100	H	Rice	47 58	164	H	Charlotte	65 54
												167	H	Grambling	68 47
												190	H	North Texas	48 62
												216	H	Sam Houston St.	61 65
												224	H	Samford	76 40
												233	A	Southeastern La.	59 52
												300	H	Mississippi Val.	67 60
												324	H	Northwestern St.	69 54
												350	H	Alcorn	66 47
LAST 12 Division I GAMES:															
55	H	Old Dominion	50 53	153	A	UAB	60 71								
164	H	Charlotte	65 54	68	A	Middle Tenn.	49 66								
9	H	Mississippi St.	42 86	190	H	North Texas	48 62								
350	H	Alcorn	66 47	100	H	Rice	47 58								
89	A	Tulane	54 71	121	H	Houston	44 61								
324	H	Northwestern St.	69 54	233	A	Southeastern La.	59 52								

Non-Div I Games: William Carey 74 48 Blue Mountain (MS) 84 38

Southern Miss.

Average RPI	Win: 272	WON-LOST	WINNING	LAST 10	STRENGTH OF	OPP. STRENGTH	TEAM	ADJ.	CONF.	ADJ CONF.
Average RPI	Loss: 83	RECORD	PCT. RANK	GAMES	SCHEDULE	OF SCHEDULE	RPI	RPI	RPI	RPI
DIV. I ONLY	4- 8	253	5-5	127	105	184	184	30	30	
DIV. I NON-CONF.	0- 7	336	0- 0	2	19	176	176	26	26	

TOTALS	RPI 1-25	RPI 26-50	W-L RECORDS	RPI 51-100	RPI 101-150	RPI 150+				
4- 8	0- 2	0- 1	OVERALL	0- 2	0- 1	4- 2				
2- 2	0- 0	0- 0	HOME	0- 0	0- 1	2- 1				
2- 6	0- 2	0- 1	AWAY	0- 2	0- 0	2- 1				
0- 0	0- 0	0- 0	NEUTRAL	0- 0	0- 0	0- 0				
0- 7	0- 2	0- 1	NON-CONFERENCE	0- 2	0- 1	0- 1				
0- 1	0- 0	0- 0	HOME	0- 0	0- 1	0- 0				
0- 6	0- 2	0- 1	AWAY	0- 2	0- 0	0- 1				
0- 0	0- 0	0- 0	NEUTRAL	0- 0	0- 0	0- 0				
4- 1	0- 0	0- 0	CONFERENCE	0- 0	0- 0	4- 1				
2- 1	0- 0	0- 0	HOME	0- 0	0- 0	2- 1				
2- 0	0- 0	0- 0	AWAY	0- 0	0- 0	2- 0				
0- 0	0- 0	0- 0	NEUTRAL	0- 0	0- 0	0- 0				

RPI 1-25				RPI 26-50				RPI 51-100				RPI 101+ Team's RPI: 184			
RPI	S	Opponent	Score	RPI	S	Opponent	Score	RPI	S	Opponent	Score	RPI	S	Opponent	Score
2	A	Bayl or	49 94	27	A	Kentucky	41 91	59	A	TCU	40 69	142	H	South Alabama	49 53
15	A	Ari zona St.	47 69					69	A	Mi chi gan	35 76	160	A	Texas Tech	58 76
												167	A	Grambl ing	86 81
												189	H	Prai rie View	54 55
												241	H	Texas Southern	63 61
												333	A	Jackson St.	76 74
												348	H	Ark. -Pi ne Bl uff	73 41
LAST 12 Division I GAMES:															
348	H	Ark. -Pi ne Bl uff	73 41	167	A	Grambl ing	86 81	241	H	Texas Southern	63 61				
333	A	Jackson St.	76 74	189	H	Prai rie View	54 55	69	A	Mi chi gan	35 76				
15	A	Ari zona St.	47 69	69	A	Texas Tech	58 76	160	A	Texas Tech	58 76				
142	H	South Alabama	49 53	59	A	TCU	40 69								
2	A	Bayl or	49 94												
27	A	Kentucky	41 91												

Non-Div I Games: Dillard 61 63 Wiley 89 58 Louisiana Col. 77 53 Millsaps 71 36 Southern U.

Average RPI Win:	206	WON-LOST	WINNING	LAST 10	STRENGTH OF	OPP. STRENGTH	TEAM	ADJ.	CONF.	ADJ CONF.
Average RPI Loss:	146	RECORD	PCT. RANK	GAMES	SCHEDULE	OF SCHEDULE	RPI	RPI	RPI	RPI
DIV. I ONLY	5- 11	259	3-7	109	236	210	210	15	15	
DIV. I NON-CONF.	3- 6	241	0- 1	48	243	196	196	12	12	

TOTALS	RPI 1-25	RPI 26-50	W-L RECORDS	RPI 51-100	RPI 101-150	RPI 150+				
5- 11	1- 0	0- 0	OVERALL	0- 1	0- 5	4- 5				
4- 2	1- 0	0- 0	HOME	0- 0	0- 1	3- 1				
1- 9	0- 0	0- 0	AWAY	0- 1	0- 4	1- 4				
0- 0	0- 0	0- 0	NEUTRAL	0- 0	0- 0	0- 0				
3- 6	1- 0	0- 0	NON-CONFERENCE	0- 1	0- 2	2- 3				
3- 1	1- 0	0- 0	HOME	0- 0	0- 0	2- 1				
0- 5	0- 0	0- 0	AWAY	0- 1	0- 2	0- 2				
0- 0	0- 0	0- 0	NEUTRAL	0- 0	0- 0	0- 0				
2- 5	0- 0	0- 0	CONFERENCE	0- 0	0- 3	2- 2				
1- 1	0- 0	0- 0	HOME	0- 0	0- 1	1- 0				
1- 4	0- 0	0- 0	AWAY	0- 0	0- 2	1- 2				
0- 0	0- 0	0- 0	NEUTRAL	0- 0	0- 0	0- 0				

RPI 1-25				RPI 26-50				RPI 51-100				RPI 101+				Team's RPI: 210
RPI	S	Opponent	Score	RPI	S	Opponent	Score	RPI	S	Opponent	Score	RPI	S	Opponent	Score	
20	H	BYU	67 64					57	A	Boise St.	53 88	102	A	UC Davis	45 68	
												117	H	Idaho St.	57 69	
												144	A	Portland St.	49 63	
												145	A	Montana	57 79	
												148	A	UC Irvine	58 75	
												151	A	Montana St.	64 69	
												158	H	Denver	70 71	
												165	A	Oral Roberts	59 64	
												187	A	UC Riverside	50 56	
												219	H	Utah Valley	60 59	
												237	A	Sacramento St.	76 77	
												238	H	San Diego	69 59	
												249	A	Northern Ariz.	82 76	
												304	H	Weber St.	84 79	

LAST 12 Division I GAMES:																
187	A	UC Riverside	50 56	144	A	Portland St.	49 63									
237	A	Sacramento St.	76 77	249	A	Northern Ariz.	82 76									
57	A	Boise St.	53 88	304	H	Weber St.	84 79									
158	H	Denver	70 71	117	H	Idaho St.	57 69									
219	H	Utah Valley	60 59	145	A	Montana	57 79									
165	A	Oral Roberts	59 64	151	A	Montana St.	64 69									

Non-Div I Games:

Southern Utah

Average RPI Win:	248	WON-LOST	WINNING	LAST 10	STRENGTH OF	OPP. STRENGTH	TEAM	ADJ.	CONF.	ADJ CONF.
Average RPI Loss:	133	RECORD	PCT. RANK	GAMES	SCHEDULE	OF SCHEDULE	RPI	RPI	RPI	RPI
DIV. I ONLY	4- 13	299	2-8	78	227	221	221	17	17	
DIV. I NON-CONF.	3- 10	278	0- 0	62	241	220	220	17	17	

TOTALS	RPI 1-25	RPI 26-50	W-L RECORDS	RPI 51-100	RPI 101-150	RPI 150+				
4- 13	0- 0	0- 2	OVERALL	0- 3	0- 3	4- 5				
2- 5	0- 0	0- 0	HOME	0- 2	0- 2	2- 1				
2- 7	0- 0	0- 1	AWAY	0- 1	0- 1	2- 4				
0- 1	0- 0	0- 1	NEUTRAL	0- 0	0- 0	0- 0				
3- 10	0- 0	0- 2	NON-CONFERENCE	0- 3	0- 1	3- 4				
2- 3	0- 0	0- 0	HOME	0- 2	0- 0	2- 1				
1- 6	0- 0	0- 1	AWAY	0- 1	0- 1	1- 3				
0- 1	0- 0	0- 1	NEUTRAL	0- 0	0- 0	0- 0				
1- 3	0- 0	0- 0	CONFERENCE	0- 0	0- 2	1- 1				
0- 2	0- 0	0- 0	HOME	0- 0	0- 2	0- 0				
1- 1	0- 0	0- 0	AWAY	0- 0	0- 0	1- 1				
0- 0	0- 0	0- 0	NEUTRAL	0- 0	0- 0	0- 0				

RPI 1-25				RPI 26-50				RPI 51-100				RPI 101+				Team's RPI : 221	
RPI	S	Opponent	Score	RPI	S	Opponent	Score	RPI	S	Opponent	Score	RPI	S	Opponent	Score		
35	A	Buffal o	43 90	51	H	Bucknel l	46 77	109	H	Dayton	49 62						
40	N	Oh i o	53 70	73	H	Kent St.	64 76	112	A	Penn St.	65 80						
				95	A	Georgi a	40 67	146	H	Duquesne	54 60						
								158	A	Denver	62 76						
								181	A	Akron	58 67						
								195	A	Cornel l	44 58						
								199	A	George Mason	68 57						
								235	A	Niagara	76 48						
								259	H	Hofstra	59 67						
								266	H	Si ena	74 58						
								278	A	Sai nt Joseph' s	41 66						
								293	H	Can i si us	100 94						
LAST 12 Di vi si on I GAMES:																	
109	H	Dayton	49 62	199	A	George Mason	68 57										
278	A	Sai nt Joseph' s	41 66	146	H	Duquesne	54 60										
266	H	Si ena	74 58	195	A	Cornel l	44 58										
181	A	Akron	58 67	35	A	Buffal o	43 90										
51	H	Bucknel l	46 77	73	H	Kent St.	64 76										
158	A	Denver	62 76	112	A	Penn St.	65 80										

Non-Di v I Games:

St. Bonaventure

Average RPI Win: 289

Average RPI Loss: 208

WON-LOST
RECORDWINNING
PCT. RANKLAST 10
GAMESSTRENGTH OF
SCHEDULEOPP. STRENGTH
OF SCHEDULETEAM
RPIADJ.
RPICONF.
RPIADJ CONF.
RPIDIV. I ONLY
DIV. I NON-CONF.8- 8
5- 6168
1775-5
0- 0335
331324
321282
284282
28431
3131
31

TOTALS

RPI 1-25

RPI 26-50

W-L RECORDS

RPI 51-100

RPI 101-150

RPI 150+

8- 8
4- 4
3- 3
1- 10- 0
0- 0
0- 0
0- 00- 0
0- 0
0- 0
0- 0OVERALL
HOME
AWAY
NEUTRAL0- 2
0- 1
0- 1
0- 00- 1
0- 0
0- 1
0- 08- 5
4- 3
3- 1
1- 15- 6
2- 2
2- 3
1- 10- 0
0- 0
0- 0
0- 00- 0
0- 0
0- 0
0- 0NON-CONFERENCE
HOME
AWAY
NEUTRAL0- 2
0- 1
0- 1
0- 00- 1
0- 0
0- 1
0- 05- 3
2- 1
2- 1
1- 13- 2
2- 2
1- 0
0- 00- 0
0- 0
0- 0
0- 00- 0
0- 0
0- 0
0- 0CONFERENCE
HOME
AWAY
NEUTRAL0- 0
0- 0
0- 0
0- 00- 0
0- 0
0- 0
0- 03- 2
2- 2
1- 0
0- 0

RPI 1-25

RPI S Opponent Score

RPI 26-50

RPI S Opponent Score

RPI 51-100

RPI S Opponent Score

RPI 101+

Team's RPI: 282

RPI S Opponent Score

86 H Princeton 64 83
87 A Seton Hall 77 100147 A Stony Brook 67 74
169 A Morehead St. 101 94
215 H Sacred Heart 66 68
234 H Saint Francis (PA) 78 65
256 H Robert Morris 56 75
283 H Albany (NY) 60 67
287 A Army West Point 57 69
288 A Bryant 60 55
305 H Saint Peter's 74 70
306 N Valparaiso 76 78
314 A Loyola Maryland 75 70
315 H Wagner 76 61
340 H Manhattan 73 65
343 N Chicago St. 110 73

LAST 12 Division I GAMES:

215 H Sacred Heart 66 68
234 H Saint Francis (PA) 78 65
305 H Saint Peter's 74 70
314 A Loyola Maryland 75 70
287 A Army West Point 57 69
87 A Seton Hall 77 100
256 H Robert Morris 56 75
288 A Bryant 60 55
315 H Wagner 76 61
147 A Stony Brook 67 74
86 H Princeton 64 83
283 H Albany (NY) 60 67

St. Francis Brooklyn

St. Francis Brooklyn

Non-Div I Games: Mercy

102 51

St. Francis Brooklyn

Average RPI	Win: 221	WON-LOST	WINNING	LAST 10	STRENGTH OF	OPP. STRENGTH	TEAM	ADJ.	CONF.	ADJ CONF.
Average RPI	Loss: 54	RECORD	PCT. RANK	GAMES	SCHEDULE	OF SCHEDULE	RPI	RPI	RPI	RPI
DIV. I ONLY	8- 9	188	3-7	70	79	116	116	5	5	
DIV. I NON-CONF.	7- 4	109	0- 0	147	94	84	84	4	4	

TOTALS	RPI 1-25	RPI 26-50	W-L RECORDS	RPI 51-100	RPI 101-150	RPI 150+				
8- 9	0- 3	1- 1	OVERALL	0- 4	1- 1	6- 0				
2- 3	0- 1	0- 0	HOME	0- 2	1- 0	1- 0				
4- 5	0- 1	0- 1	AWAY	0- 2	0- 1	4- 0				
2- 1	0- 1	1- 0	NEUTRAL	0- 0	0- 0	1- 0				
7- 4	0- 2	1- 0	NON-CONFERENCE	0- 1	1- 1	5- 0				
2- 1	0- 1	0- 0	HOME	0- 0	1- 0	1- 0				
3- 2	0- 0	0- 0	AWAY	0- 1	0- 1	3- 0				
2- 1	0- 1	1- 0	NEUTRAL	0- 0	0- 0	1- 0				
1- 5	0- 1	0- 1	CONFERENCE	0- 3	0- 0	1- 0				
0- 2	0- 0	0- 0	HOME	0- 2	0- 0	0- 0				
1- 3	0- 1	0- 1	AWAY	0- 1	0- 0	1- 0				
0- 0	0- 0	0- 0	NEUTRAL	0- 0	0- 0	0- 0				

RPI 1-25				RPI 26-50				RPI 51-100				RPI 101+ Team's RPI: 116			
RPI	S	Opponent	Score	RPI	S	Opponent	Score	RPI	S	Opponent	Score	RPI	S	Opponent	Score
8	N	UConn	55 65	33	A	DePaul	64 73	54	A	James Madison	51 64	110	A	Wake Forest	59 64
19	A	Butler	45 66	45	N	Purdue	68 62	61	H	Creighton	63 65	119	H	Yale	56 52
22	H	Florida St.	53 57					87	A	Seton Hall	67 77	171	A	Xavier	76 57
								93	H	Providence	66 67	194	N	Ole Miss	64 59
												273	A	La Salle	83 57
												287	A	Army West Point	60 49
												332	A	Iona	61 35
												347	H	Delaware St.	82 44

LAST 12 Division I GAMES:															
33	A	DePaul	64 73	93	H	Providence	66 67	19	A	Butler	45 66				
61	H	Creighton	63 65	171	A	Xavier	76 57	87	A	Seton Hall	67 77				
22	H	Florida St.	53 57	54	A	James Madison	51 64	54	A	La Salle	83 57				
119	H	Yale	56 52												
110	A	Wake Forest	59 64												
347	H	Delaware St.	82 44												

Non-Div I Games:

St. John's (NY)

Average RPI Win:	98	WON-LOST	WINNING	LAST 10	STRENGTH OF	OPP. STRENGTH	TEAM	ADJ.	CONF.	ADJ CONF.
Average RPI Loss:	10	RECORD	PCT. RANK	GAMES	SCHEDULE	OF SCHEDULE	RPI	RPI	RPI	RPI
DIV. I ONLY	15- 1	7	9-1	13	9	3	3	2	2	
DIV. I NON-CONF.	10- 1	19	0- 0	21	35	3	3	2	2	

TOTALS	RPI 1-25	RPI 26-50	W-L RECORDS	RPI 51-100	RPI 101-150	RPI 150+				
15- 1	2- 1	3- 0	OVERALL	4- 0	3- 0	3- 0				
8- 0	1- 0	1- 0	HOME	2- 0	2- 0	2- 0				
5- 1	1- 1	2- 0	AWAY	1- 0	0- 0	1- 0				
2- 0	0- 0	0- 0	NEUTRAL	1- 0	1- 0	0- 0				
10- 1	1- 1	2- 0	NON-CONFERENCE	1- 0	3- 0	3- 0				
5- 0	1- 0	0- 0	HOME	0- 0	2- 0	2- 0				
3- 1	0- 1	2- 0	AWAY	0- 0	0- 0	1- 0				
2- 0	0- 0	0- 0	NEUTRAL	1- 0	1- 0	0- 0				
5- 0	1- 0	1- 0	CONFERENCE	3- 0	0- 0	0- 0				
3- 0	0- 0	1- 0	HOME	2- 0	0- 0	0- 0				
2- 0	1- 0	0- 0	AWAY	1- 0	0- 0	0- 0				
0- 0	0- 0	0- 0	NEUTRAL	0- 0	0- 0	0- 0				

RPI	S	Opponent	Score	RPI	S	Opponent	Score	RPI	S	Opponent	Score	RPI	S	Opponent	Score
2	H	Bayl or	68 63	35	A	Buffal o	62 55	58	H	Southern Cal i forni a	72 64	102	H	UC Davi s	71 43
10	A	Gonzaga	73 79	37	A	Tennessee	95 85	60	A	Ari zona	78 48	129	H	Idaho	115 71
15	A	Ari zona St.	72 65	43	H	UCLA	86 80	81	N	FGCU	88 65	131	N	Ameri can	71 49
								99	H	Washi ngton	91 54	154	H	CSUN	69 43
												250	H	San Franci sco	96 62
												271	A	Hawai i	81 59

LAST 12 Division I GAMES:															
99	H	Washington	91 54	15	A	Ari zona St.	72 65	43	H	UCLA	86 80	58	H	Southern Cal i forni a	72 64
60	A	Ari zona	78 48	43	H	UCLA	86 80	58	H	Southern Cal i forni a	72 64	154	H	CSUN	69 43
2	H	Bayl or	68 63	58	H	Southern Cal i forni a	72 64	35	A	Buffal o	62 55	37	A	Tennessee	95 85
10	A	Gonzaga	73 79	154	H	CSUN	69 43								
271	A	Hawai i	81 59												
131	N	Ameri can	71 49												

Non-Div I Games:

Stanford

Stetson

S
t
e
t
s
o
n

Non-Div I Games:	Central St. (OH)	81	51	Webber Int'l	80	52
------------------	------------------	----	----	--------------	----	----

Page 280

Average RPI Win:	272	WON-LOST	WINNING	LAST 10	STRENGTH OF	OPP. STRENGTH	TEAM	ADJ.	CONF.	ADJ CONF.
Average RPI Loss:	67	RECORD	PCT. RANK	GAMES	SCHEDULE	OF SCHEDULE	RPI	RPI	RPI	RPI
DIV. I ONLY	13- 4	41	7-3	281	255	147	147	23	23	
DIV. I NON-CONF.	10- 2	37	0- 0	278	305	85	85	23	23	

TOTALS	RPI 1-25	RPI 26-50	W-L RECORDS	RPI 51-100	RPI 101-150	RPI 150+				
13- 4	0- 1	0- 0	OVERALL	0- 3	1- 0	12- 0				
7- 2	0- 0	0- 0	HOME	0- 2	0- 0	7- 0				
6- 2	0- 1	0- 0	AWAY	0- 1	1- 0	5- 0				
0- 0	0- 0	0- 0	NEUTRAL	0- 0	0- 0	0- 0				
10- 2	0- 1	0- 0	NON-CONFERENCE	0- 1	1- 0	9- 0				
6- 0	0- 0	0- 0	HOME	0- 0	0- 0	6- 0				
4- 2	0- 1	0- 0	AWAY	0- 1	1- 0	3- 0				
0- 0	0- 0	0- 0	NEUTRAL	0- 0	0- 0	0- 0				
3- 2	0- 0	0- 0	CONFERENCE	0- 2	0- 0	3- 0				
1- 2	0- 0	0- 0	HOME	0- 2	0- 0	1- 0				
2- 0	0- 0	0- 0	AWAY	0- 0	0- 0	2- 0				
0- 0	0- 0	0- 0	NEUTRAL	0- 0	0- 0	0- 0				

RPI 1-25				RPI 26-50				RPI 51-100				RPI 101+ Team's RPI: 147			
RPI	S	Opponent	Score	RPI	S	Opponent	Score	RPI	S	Opponent	Score	RPI	S	Opponent	Score
16	A	Rutgers	47 61					67	H	Maine	54 68	112	A	Penn St.	81 70
								92	H	Hartford	36 64	195	H	Cornell	63 61
								94	A	Toledo	48 80	215	A	Sacred Heart	73 58
												257	A	Binghamton	65 56
												259	H	Hofstra	77 49
												277	H	Ga. Southern	72 43
												282	H	St. Francis Brooklyn	74 67
												295	H	UMass Lowell	76 56
												310	A	New Hampshire	82 63
												315	H	Wagner	70 45
												332	A	Iona	53 51
												340	A	Manhattan	79 48
												344	H	Fairleigh Dickinson	63 49

LAST 12 Division I GAMES:															
				67	H	Maine	54 68	257	A	Binghamton	65 56				
				310	A	New Hampshire	82 63	295	H	UMass Lowell	76 56				
				332	A	Iona	53 51	92	H	Hartford	36 64				
				344	H	Fairleigh Dickinson	63 49	282	H	St. Francis Brooklyn	74 67				
				215	A	Sacred Heart	73 58	94	A	Toledo	48 80				
				195	H	Cornell	63 61	315	H	Wagner	70 45				

Non-Div I Games: SUNY New Paltz 87 50

Stony Brook

Average RPI Win:	95	WON-LOST	WINNING	LAST 10	STRENGTH OF	OPP. STRENGTH	TEAM	ADJ.	CONF.	ADJ CONF.
Average RPI Loss:	47	RECORD	PCT. RANK	GAMES	SCHEDULE	OF SCHEDULE	RPI	RPI	RPI	RPI
DIV. I ONLY	15- 2	14	9-1	3	49	4	4	1	1	
DIV. I NON-CONF.	11- 2	33	0- 0	9	81	6	6	1	1	

TOTALS	RPI 1-25	RPI 26-50	W-L RECORDS	RPI 51-100	RPI 101-150	RPI 150+				
15- 2	1- 1	5- 0	OVERALL	5- 1	1- 0	3- 0				
7- 0	0- 0	2- 0	HOME	2- 0	0- 0	3- 0				
3- 2	0- 1	1- 0	AWAY	2- 1	0- 0	0- 0				
5- 0	1- 0	2- 0	NEUTRAL	1- 0	1- 0	0- 0				
11- 2	1- 1	3- 0	NON-CONFERENCE	3- 1	1- 0	3- 0				
6- 0	0- 0	1- 0	HOME	2- 0	0- 0	3- 0				
0- 2	0- 1	0- 0	AWAY	0- 1	0- 0	0- 0				
5- 0	1- 0	2- 0	NEUTRAL	1- 0	1- 0	0- 0				
4- 0	0- 0	2- 0	CONFERENCE	2- 0	0- 0	0- 0				
1- 0	0- 0	1- 0	HOME	0- 0	0- 0	0- 0				
3- 0	0- 0	1- 0	AWAY	2- 0	0- 0	0- 0				
0- 0	0- 0	0- 0	NEUTRAL	0- 0	0- 0	0- 0				

RPI	S	Opponent	Score	RPI	S	Opponent	Score	RPI	S	Opponent	Score	RPI	S	Opponent	Score
5	A	Oregon	73 75	33	N	DePaul	83 81	51	H	Bucknell	70 56	146	N	Duquesne	87 71
17	N	UCF	57 52	34	H	Texas A&M	75 65	77	A	Virginia Tech	75 73	201	H	North Dakota	85 49
				39	A	Clemson	84 75	78	A	Pittsburgh	82 50	235	H	Niagara	94 45
				41	H	North Carolina	90 77	86	N	Princeton	92 61	244	H	UMES	96 51
				42	N	Kansas St.	70 61	88	A	Minnesota	68 72				
								96	H	Towson	98 55				

LAST 12 Division I GAMES:															
				78	A	Pittsburgh	82 50	77	A	Virginia Tech	75 73				
				41	H	North Carolina	90 77	39	A	Clemson	84 75				
				96	H	Towson	98 55	17	N	UCF	57 52				
				88	A	Minnesota	68 72	146	N	Duquesne	87 71				
				33	N	DePaul	83 81	235	H	Niagara	94 45				
				86	N	Princeton	92 61	244	H	UMES	96 51				

Non-Div I Games:

Syracuse

TCU

Through Games Of Jan. 19, 2019

Average RPI Win: 211

Average RPI Loss: 23

WON-LOST RECORD

WINNING PCT. RANK

LAST 10 GAMES

STRENGTH OF SCHEDULE

OPP. STRENGTH OF SCHEDULE

TEAM RPI

ADJ. RPI

CONF. RPI

ADJ CONF. RPI

DIV. I ONLY

DIV. I NON-CONF.

12- 5

10- 1

68

19

6-4

0- 0

73

268

119

239

59

76

59

76

3

3

3

3

TOTALS

RPI 1-25

RPI 26-50

W-L RECORDS

RPI 51-100

RPI 101-150

RPI 150+

12- 5

0- 4

0- 0

OVERALL

0- 1

2- 0

10- 0

10- 1

0- 1

0- 0

HOME

0- 0

2- 0

8- 0

2- 3

0- 2

0- 0

AWAY

0- 1

0- 0

2- 0

0- 1

0- 1

0- 0

NEUTRAL

0- 0

0- 0

0- 0

10- 1

0- 1

0- 0

NON-CONFERENCE

0- 0

1- 0

9- 0

8- 0

0- 0

0- 0

HOME

0- 0

1- 0

7- 0

2- 0

0- 0

0- 0

AWAY

0- 0

0- 0

2- 0

0- 1

0- 1

0- 0

NEUTRAL

0- 0

0- 0

0- 0

2- 4

0- 3

0- 0

CONFERENCE

0- 1

1- 0

1- 0

2- 1

0- 1

0- 0

HOME

0- 0

1- 0

1- 0

0- 3

0- 2

0- 0

AWAY

0- 1

0- 0

0- 0

0- 0

0- 0

0- 0

NEUTRAL

0- 0

0- 0

0- 0

RPI 1-25

RPI 26-50

RPI 51-100

Team's RPI: 59

RPI 101+

RPI S Opponent Score

RPI S Opponent Score

RPI S Opponent Score

RPI S Opponent Score

2 H Baylor 55 79

12 A Iowa St. 54 92

20 N BYU 58 61

25 A Texas 67 73

56 A Oklahoma St. 71 75

118 H West Virginia 62 48

146 H Duquesne 61 48

151 H Montana St. 71 49

160 H Texas Tech 78 70

184 H Southern U. 69 40

194 A Ole Miss 55 50

206 A San Diego St. 81 64

216 H Sam Houston St. 72 59

222 H SMU 65 63

287 H Army West Point 63 38

300 H Mississippi Val. 96 47

350 H Alcorn 88 31

LAST 12 Division I GAMES:

25 A Texas 67 73

160 H Texas Tech 78 70

184 H Southern U. 69 40

151 H Montana St. 71 49

287 H Army West Point 63 38

194 A Ole Miss 55 50

2 H Baylor 55 79

12 A Iowa St. 54 92

56 A Oklahoma St. 71 75

118 H West Virginia 62 48

350 H Alcorn 88 31

216 H Sam Houston St. 72 59

Non-Div I Games:

TCU

Loss, Non-Conf, S Site, H Home A Away N Neutral

Page 283

Average RPI Win: 308

Average RPI Loss: 93

WON-LOST
RECORDWINNING
PCT. RANKLAST 10
GAMESSTRENGTH OF
SCHEDULEOPP. STRENGTH
OF SCHEDULETEAM
RPIADJ.
RPICONF.
RPIADJ CONF.
RPIDIV. I ONLY
DIV. I NON-CONF.4- 13
4- 8299
2412-8
0- 0129
23789
93236
231236
2319
99
9

TOTALS

RPI 1-25

RPI 26-50

W-L RECORDS

RPI 51-100

RPI 101-150

RPI 150+

4- 13

0- 2

0- 2

OVERALL

0- 2

0- 6

4- 1

3- 3

0- 1

0- 0

HOME

0- 1

0- 1

3- 0

1- 9

0- 1

0- 2

AWAY

0- 1

0- 4

1- 1

0- 1

0- 0

0- 0

NEUTRAL

0- 0

0- 1

0- 0

4- 8

0- 1

0- 2

NON-CONFERENCE

0- 1

0- 3

4- 1

3- 0

0- 0

0- 0

HOME

0- 0

0- 0

3- 0

1- 7

0- 1

0- 2

AWAY

0- 1

0- 2

1- 1

0- 1

0- 0

0- 0

NEUTRAL

0- 0

0- 1

0- 0

0- 5

0- 1

0- 0

CONFERENCE

0- 1

0- 3

0- 0

0- 3

0- 1

0- 0

HOME

0- 1

0- 1

0- 0

0- 2

0- 0

0- 0

AWAY

0- 0

0- 2

0- 0

0- 0

0- 0

0- 0

NEUTRAL

0- 0

0- 0

0- 0

RPI 1-25

RPI 26-50

RPI 51-100

RPI 101+

Team's RPI: 236

RPI	S	Opponent	Score
8	H	UConn	67 88
23	A	South Carolina	60 88

RPI	S	Opponent	Score
33	A	DePaul	88 102
38	A	Miami (FL)	61 73

RPI	S	Opponent	Score
52	A	Villanova	68 76
89	H	Tulane	57 66

RPI	S	Opponent	Score
115	A	Cincinnati	52 72
120	H	South Fla.	53 63
121	A	Houston	65 78
126	A	Marist	68 74
140	N	Radford	50 56
146	A	Duquesne	53 54
194	A	Ole Miss	55 62
273	H	La Salle	75 47
278	A	Saint Joseph's	58 52
332	H	Iona	59 39
347	H	Delaware St.	75 61

LAST 12 Division I GAMES:

8	H	UConn	67 88	121	A	Houston	65 78
115	A	Cincinnati	52 72	89	H	Tulane	57 66
52	A	Villanova	68 76	120	H	South Fla.	53 63
332	H	Iona	59 39	146	A	Duquesne	53 54
33	A	DePaul	88 102	273	H	La Salle	75 47
38	A	Miami (FL)	61 73	23	A	South Carolina	60 88

Temple

Temple

Non-Div I Games:

Temple

Average RPI Win:	168	WON-LOST	WINNING	LAST 10	STRENGTH OF	OPP. STRENGTH	TEAM	ADJ.	CONF.	ADJ CONF.
Average RPI Loss:	52	RECORD	PCT. RANK	GAMES	SCHEDULE	OF SCHEDULE	RPI	RPI	RPI	RPI
DIV. I ONLY	12- 5	68	5-5	30	111	37	37	6	6	
DIV. I NON-CONF.	11- 1	13	1- 0	87	151	24	24	6	6	

TOTALS	RPI 1-25	RPI 26-50	W-L RECORDS	RPI 51-100	RPI 101-150	RPI 150+				
12- 5	1- 1	2- 2	OVERALL	2- 1	0- 1	7- 0				
7- 3	0- 1	0- 2	HOME	1- 0	0- 0	6- 0				
3- 2	1- 0	1- 0	AWAY	1- 1	0- 1	0- 0				
2- 0	0- 0	1- 0	NEUTRAL	0- 0	0- 0	1- 0				
11- 1	1- 1	1- 0	NON-CONFERENCE	2- 0	0- 0	7- 0				
7- 1	0- 1	0- 0	HOME	1- 0	0- 0	6- 0				
2- 0	1- 0	0- 0	AWAY	1- 0	0- 0	0- 0				
2- 0	0- 0	1- 0	NEUTRAL	0- 0	0- 0	1- 0				
1- 4	0- 0	1- 2	CONFERENCE	0- 1	0- 1	0- 0				
0- 2	0- 0	0- 2	HOME	0- 0	0- 0	0- 0				
1- 2	0- 0	1- 0	AWAY	0- 1	0- 1	0- 0				
0- 0	0- 0	0- 0	NEUTRAL	0- 0	0- 0	0- 0				

RPI 1-25				RPI 26-50				Team's RPI: 37				RPI 51-100				RPI 101+			
RPI	S	Opponent	Score	RPI	S	Opponent	Score	RPI	S	Opponent	Score	RPI	S	Opponent	Score	RPI	S	Opponent	Score
3	H	Stanford	85 95	27	H	Kentucky	71 73	56	A	Oklahoma St.	76 63	103	A	Alabama	65 86				
25	A	Texas	88 82	32	H	Missouri	64 66	71	H	Belmont	84 76	153	N	UAB	73 69				
				39	N	Clemson	78 66	95	A	Georgia	62 66	191	H	UNC Asheville	73 46				
				48	A	Auburn	78 69					239	H	ETSU	80 61				
												246	H	Stetson	65 55				
												279	H	Murray St.	98 77				
												325	H	Presbyterian	97 49				
												345	H	Florida A&M	96 31				

LAST 12 Division I GAMES:																			
153	N	UAB	73 69	95	A	Georgia	62 66	27	H	Kentucky	71 73	32	H	Missouri	64 66				
103	A	Alabama	65 86	71	H	Belmont	84 76	48	A	Auburn	78 69	71	H	Belmont	84 76				
239	H	ETSU	80 61	48	A	Auburn	78 69	71	H	Belmont	84 76	279	H	Murray St.	98 77				
3	H	Stanford	85 95	71	H	Belmont	84 76												
25	A	Texas	88 82																
246	H	Stetson	65 55																

Non-Div I Games:

Tennessee

Average RPI Win:	323	WON-LOST	WINNING	LAST 10	STRENGTH OF	OPP. STRENGTH	TEAM	ADJ.	CONF.	ADJ CONF.
Average RPI Loss:	142	RECORD	PCT. RANK	GAMES	SCHEDULE	OF SCHEDULE	RPI	RPI	RPI	RPI
DIV. I ONLY	1- 17	348	1-9	102	190	302	302	22	22	
DIV. I NON-CONF.	0- 12	336	0- 0	111	162	313	313	20	20	

TOTALS	RPI 1-25	RPI 26-50	W-L RECORDS	RPI 51-100	RPI 101-150	RPI 150+				
1- 17	0- 1	0- 1	OVERALL	0- 4	0- 3	1- 8				
1- 4	0- 0	0- 0	HOME	0- 0	0- 2	1- 2				
0- 10	0- 1	0- 1	AWAY	0- 2	0- 1	0- 5				
0- 3	0- 0	0- 0	NEUTRAL	0- 2	0- 0	0- 1				
0- 12	0- 1	0- 1	NON-CONFERENCE	0- 3	0- 1	0- 6				
0- 1	0- 0	0- 0	HOME	0- 0	0- 1	0- 0				
0- 8	0- 1	0- 1	AWAY	0- 1	0- 0	0- 5				
0- 3	0- 0	0- 0	NEUTRAL	0- 2	0- 0	0- 1				
1- 5	0- 0	0- 0	CONFERENCE	0- 1	0- 2	1- 2				
1- 3	0- 0	0- 0	HOME	0- 0	0- 1	1- 2				
0- 2	0- 0	0- 0	AWAY	0- 1	0- 1	0- 0				
0- 0	0- 0	0- 0	NEUTRAL	0- 0	0- 0	0- 0				

RPI 1-25				RPI 26-50				RPI 51-100				RPI 101+ Team's RPI: 302			
RPI	S	Opponent	Score	RPI	S	Opponent	Score	RPI	S	Opponent	Score	RPI	S	Opponent	Score
6	A	Louisville	52 107	33	A	DePaul	73 95	64	N	Arkansas	55 79	104	A	Tennessee Tech	65 76
								71	A	Belmont	46 80	104	H	Tennessee Tech	59 69
								78	N	Pittsburgh	56 78	142	H	South Alabama	56 78
								90	A	Troy	67 92	157	N	Wisconsin	53 58
												169	H	Morehead St.	62 85
												174	A	Vanderbilt	63 89
												186	A	Ball St.	51 90
												198	H	Jacksonville St.	52 62
												229	A	Marshall	59 80
												285	A	Alabama A&M	57 67
												323	H	Eastern Ky.	60 38
												331	A	Lipscomb	62 64

LAST 12 Division I GAMES:															
71	A	Belmont	46 80	169	H	Morehead St.	62 85								
104	A	Tennessee Tech	65 76	323	H	Eastern Ky.	60 38								
229	A	Marshall	59 80	198	H	Jacksonville St.	52 62								
6	A	Louisville	52 107	104	H	Tennessee Tech	59 69								
142	H	South Alabama	56 78	186	A	Ball St.	51 90								
78	N	Pittsburgh	56 78	33	A	DePaul	73 95								

Non-Div I Games:

Tennessee St.

Average RPI Win:	237	WON-LOST	WINNING	LAST 10	STRENGTH OF	OPP. STRENGTH	TEAM	ADJ.	CONF.	ADJ CONF.
Average RPI Loss:	97	RECORD	PCT. RANK	GAMES	SCHEDULE	OF SCHEDULE	RPI	RPI	RPI	RPI
DIV. I ONLY	12- 3	33	9-1	282	197	104	104	22	22	
DIV. I NON-CONF.	6- 3	91	0- 0	249	223	114	114	20	20	

TOTALS	RPI 1-25	RPI 26-50	W-L RECORDS	RPI 51-100	RPI 101-150	RPI 150+				
12- 3	0- 0	0- 0	OVERALL	2- 2	0- 0	10- 1				
6- 0	0- 0	0- 0	HOME	1- 0	0- 0	5- 0				
6- 2	0- 0	0- 0	AWAY	1- 1	0- 0	5- 1				
0- 1	0- 0	0- 0	NEUTRAL	0- 1	0- 0	0- 0				
6- 3	0- 0	0- 0	NON-CONFERENCE	1- 2	0- 0	5- 1				
3- 0	0- 0	0- 0	HOME	1- 0	0- 0	2- 0				
3- 2	0- 0	0- 0	AWAY	0- 1	0- 0	3- 1				
0- 1	0- 0	0- 0	NEUTRAL	0- 1	0- 0	0- 0				
6- 0	0- 0	0- 0	CONFERENCE	1- 0	0- 0	5- 0				
3- 0	0- 0	0- 0	HOME	0- 0	0- 0	3- 0				
3- 0	0- 0	0- 0	AWAY	1- 0	0- 0	2- 0				
0- 0	0- 0	0- 0	NEUTRAL	0- 0	0- 0	0- 0				

RPI 1-25				RPI 26-50				RPI 51-100				RPI 101+				Team's RPI: 104
RPI	S	Opponent	Score	RPI	S	Opponent	Score	RPI	S	Opponent	Score	RPI	S	Opponent	Score	
								55	N	Old Domini on	73 80	171	A	Xavier	60 70	
								64	A	Arkansas	42 65	191	H	UNC Asheville	60 53	
								68	H	Middle Tenn.	68 64	198	A	Jacksonville St.	66 49	
								71	A	Belmont	77 72	200	H	SIUE	79 55	
												253	H	Eastern Ill.	99 88	
												270	A	Wichita St.	55 45	
												302	A	Tennessee St.	69 59	
												302	H	Tennessee St.	76 65	
												326	H	Western Caro.	77 58	
												331	A	Lipscomb	67 52	
												334	A	Charleston So.	77 55	

LAST 12 Division I GAMES:																
				198	A	Jacksonville St.	66 49	253	H	Eastern Ill.	99 88					
				302	H	Tennessee St.	76 65	200	H	SIUE	79 55					
				64	A	Arkansas	42 65	71	A	Belmont	77 72					
				270	A	Wichita St.	55 45	302	A	Tennessee St.	69 59					
				55	N	Old Domini on	73 80	331	A	Lipscomb	67 52					
				334	A	Charleston So.	77 55	191	H	UNC Asheville	60 53					

Non-Div I Games: Tenn. Wesleyan 100 58 Cumberland (TN) 88 55

Tennessee Tech

Average RPI Win:	159	WON-LOST	WINNING	LAST 10	STRENGTH OF	OPP. STRENGTH	TEAM	ADJ.	CONF.	ADJ CONF.
Average RPI Loss:	29	RECORD	PCT. RANK	GAMES	SCHEDULE	OF SCHEDULE	RPI	RPI	RPI	RPI
DIV. I ONLY	15- 3	24	8-2	57	61	25	25	3	3	
DIV. I NON-CONF.	10- 2	37	2- 0	142	123	62	62	3	3	

TOTALS	RPI 1-25	RPI 26-50	W-L RECORDS	RPI 51-100	RPI 101-150	RPI 150+				
15- 3	1- 1	0- 2	OVERALL	4- 0	4- 0	6- 0				
8- 2	0- 1	0- 1	HOME	2- 0	2- 0	4- 0				
4- 1	1- 0	0- 1	AWAY	0- 0	1- 0	2- 0				
3- 0	0- 0	0- 0	NEUTRAL	2- 0	1- 0	0- 0				
10- 2	0- 1	0- 1	NON-CONFERENCE	2- 0	2- 0	6- 0				
5- 2	0- 1	0- 1	HOME	0- 0	1- 0	4- 0				
2- 0	0- 0	0- 0	AWAY	0- 0	0- 0	2- 0				
3- 0	0- 0	0- 0	NEUTRAL	2- 0	1- 0	0- 0				
5- 1	1- 0	0- 1	CONFERENCE	2- 0	2- 0	0- 0				
3- 0	0- 0	0- 0	HOME	2- 0	1- 0	0- 0				
2- 1	1- 0	0- 1	AWAY	0- 0	1- 0	0- 0				
0- 0	0- 0	0- 0	NEUTRAL	0- 0	0- 0	0- 0				

RPI	S	Opponent	Score	RPI	S	Opponent	Score	RPI	S	Opponent	Score	RPI	S	Opponent	Score
9	H	Mississippi St.	49 67	37	H	Tennessee	82 88	56	H	Oklahoma St.	60 51	118	A	West Virginia	70 58
12	A	Iowa St.	64 62	42	A	Kansas St.	69 87	59	H	TCU	73 67	136	H	Oklahoma	73 63
								69	N	Michigan	69 52	138	N	Fordham	72 54
								70	N	Quinnipiac	56 55	146	H	Duquesne	78 41
												190	A	North Texas	64 54
												246	H	Stetson	65 46
												248	A	UTRGV	81 66
												255	H	UTSA	98 54
												320	H	McNeese	96 40
												324	H	Northwestern St.	104 66

LAST 12 Division I GAMES:															
138	N	Fordham	72 54	59	H	TCU	73 67								
69	N	Michigan	69 52	42	A	Kansas St.	69 87								
324	H	Northwestern St.	104 66	12	A	Iowa St.	64 62								
248	A	UTRGV	81 66	136	H	Oklahoma	73 63								
246	H	Stetson	65 46	118	A	West Virginia	70 58								
37	H	Tennessee	82 88	56	H	Oklahoma St.	60 51								

Non-Div I Games:

Texas

Average RPI	Win:	155	WON-LOST	WINNING	LAST 10	STRENGTH OF	OPP. STRENGTH	TEAM	ADJ.	CONF.	ADJ CONF.
Average RPI	Loss:	38	RECORD	PCT. RANK	GAMES	SCHEDULE	OF SCHEDULE	RPI	RPI	RPI	RPI
DIV. I ONLY		13- 4		41	8-2	61	46	34	34	6	6
DIV. I NON-CONF.		11- 2		33	0- 0	67	103	23	23	6	6

TOTALS	RPI 1-25		RPI 26-50		W-L RECORDS	RPI 51-100		RPI 101-150		RPI 150+	
13- 4	0- 2		1- 0		OVERALL	2- 2		3- 0		7- 0	
8- 2	0- 1		0- 0		HOME	2- 1		1- 0		5- 0	
3- 2	0- 1		0- 0		AWAY	0- 1		2- 0		1- 0	
2- 0	0- 0		1- 0		NEUTRAL	0- 0		0- 0		1- 0	
11- 2	0- 1		1- 0		NON-CONFERENCE	2- 1		2- 0		6- 0	
7- 1	0- 0		0- 0		HOME	2- 1		0- 0		5- 0	
2- 1	0- 1		0- 0		AWAY	0- 0		2- 0		0- 0	
2- 0	0- 0		1- 0		NEUTRAL	0- 0		0- 0		1- 0	
2- 2	0- 1		0- 0		CONFERENCE	0- 1		1- 0		1- 0	
1- 1	0- 1		0- 0		HOME	0- 0		1- 0		0- 0	
1- 1	0- 0		0- 0		AWAY	0- 1		0- 0		1- 0	
0- 0	0- 0		0- 0		NEUTRAL	0- 0		0- 0		0- 0	

RPI 1-25				RPI 26-50				Team's RPI: 34				RPI 51-100				RPI 101+			
RPI	S	Opponent	Score	RPI	S	Opponent	Score	RPI	S	Opponent	Score	RPI	S	Opponent	Score	RPI	S	Opponent	Score
4	A	Syracuse	65 75	30	N	Oregon St.	76 70	58	H	Southern California	71 51	103	H	Alabama	70 43				
23	H	South Carolina	57 60					62	H	Lamar University	68 74	106	A	Little Rock	61 40				
								63	A	LSU	52 63	121	A	Houston	68 52				
								100	H	Rice	65 54	163	H	Arkansas St.	97 56				
												174	A	Vanderbilt	50 43				
												187	N	UC Riverside	70 63				
												189	H	Prairie View	70 57				
												203	H	Jacksonville	73 53				
												248	H	UTRGV	84 61				
												328	H	Central Ark.	84 27				

LAST 12 Division I GAMES:																			
103	H	Alabama	70 43	63	A	LSU	52 63												
174	A	Vanderbilt	50 43	23	H	South Carolina	57 60												
187	N	UC Riverside	70 63	248	H	UTRGV	84 61												
328	H	Central Ark.	84 27	189	H	Prairie View	70 57												
121	A	Houston	68 52	58	H	Southern California	71 51												
62	H	Lamar University	68 74	30	N	Oregon St.	76 70												

Non-Div I Games:

Texas A&M

Average RPI Win:	260	WON-LOST	WINNING	LAST 10	STRENGTH OF	OPP. STRENGTH	TEAM	ADJ.	CONF.	ADJ CONF.
Average RPI Loss:	155	RECORD	PCT. RANK	GAMES	SCHEDULE	OF SCHEDULE	RPI	RPI	RPI	RPI
DIV. I ONLY	3- 10	301	4-6	185	326	241	241	30	30	
DIV. I NON-CONF.	2- 7	288	0- 0	46	336	185	185	26	26	

TOTALS	RPI 1-25	RPI 26-50	W-L RECORDS	RPI 51-100	RPI 101-150	RPI 150+				
3- 10	0- 0	0- 1	OVERALL	0- 3	0- 0	3- 6				
0- 1	0- 0	0- 0	HOME	0- 0	0- 0	0- 1				
3- 7	0- 0	0- 1	AWAY	0- 3	0- 0	3- 3				
0- 2	0- 0	0- 0	NEUTRAL	0- 0	0- 0	0- 2				
2- 7	0- 0	0- 1	NON-CONFERENCE	0- 3	0- 0	2- 3				
0- 0	0- 0	0- 0	HOME	0- 0	0- 0	0- 0				
2- 5	0- 0	0- 1	AWAY	0- 3	0- 0	2- 1				
0- 2	0- 0	0- 0	NEUTRAL	0- 0	0- 0	0- 2				
1- 3	0- 0	0- 0	CONFERENCE	0- 0	0- 0	1- 3				
0- 1	0- 0	0- 0	HOME	0- 0	0- 0	0- 1				
1- 2	0- 0	0- 0	AWAY	0- 0	0- 0	1- 2				
0- 0	0- 0	0- 0	NEUTRAL	0- 0	0- 0	0- 0				

RPI 1-25				RPI 26-50				RPI 51-100				RPI 101+				Team's RPI: 241
RPI	S	Opponent	Score	RPI	S	Opponent	Score	RPI	S	Opponent	Score	RPI	S	Opponent	Score	
				26	A	Michigan St.	45 91	89	A	Tulane	56 62	160	A	Texas Tech	55 75	
								91	A	SFA	55 74	167	H	Grambling	67 75	
								100	A	Rice	71 76	172	N	Abilene Christian	39 81	
												184	A	Southern U.	61 63	
												189	A	Prairie View	52 44	
												214	N	Nicholls St.	57 58	
												248	A	UTRGV	69 55	
												342	A	Savannah St.	65 41	
												350	A	Alcorn	52 53	
LAST 12 Division I GAMES:																
				167	H	Grambling	67 75	184	A	Southern U.	61 63					
				189	A	Prairie View	52 44	350	A	Alcorn	52 53					
				342	A	Savannah St.	65 41	160	A	Texas Tech	55 75					
				214	N	Nicholls St.	57 58	91	A	SFA	55 74					
				172	N	Abilene Christian	39 81	248	A	UTRGV	69 55					
				100	A	Rice	71 76	26	A	Michigan St.	45 91					

Non-Div I Games: Huston-Tillotson 72 36 Paul Quinn 83 54

Texas Southern

Average RPI Win: 223

Average RPI Loss: 89

WON-LOST
RECORDWINNING
PCT. RANKLAST 10
GAMESSTRENGTH OF
SCHEDULEOPP. STRENGTH
OF SCHEDULETEAM
RPIADJ.
RPICONF.
RPIADJ CONF.
RPIDIV. I ONLY
DIV. I NON-CONF.7- 9
3- 7205
2565-5
0- 188
43117
171135
158135
15814
1514
15

TOTALS

RPI 1-25

RPI 26-50

W-L RECORDS

RPI 51-100

RPI 101-150

RPI 150+

7- 9
2- 3
5- 5
0- 10- 0
0- 0
0- 0
0- 00- 3
0- 0
0- 2
0- 1OVERALL
HOME
AWAY
NEUTRAL0- 2
0- 0
0- 2
0- 00- 2
0- 1
0- 1
0- 07- 2
2- 2
5- 0
0- 03- 7
1- 2
2- 4
0- 10- 0
0- 0
0- 0
0- 00- 3
0- 0
0- 2
0- 1NON-CONFERENCE
HOME
AWAY
NEUTRAL0- 2
0- 0
0- 2
0- 00- 0
0- 0
0- 0
0- 03- 2
1- 2
2- 0
0- 04- 2
1- 1
3- 1
0- 00- 0
0- 0
0- 0
0- 00- 0
0- 0
0- 0
0- 0CONFERENCE
HOME
AWAY
NEUTRAL0- 0
0- 0
0- 0
0- 00- 2
0- 1
0- 1
0- 04- 0
1- 0
3- 0
0- 0

RPI 1-25

RPI 26-50

RPI 51-100

RPI 101+

Team's RPI: 135

RPI S Opponent Score

RPI S Opponent Score

RPI S Opponent Score

RPI S Opponent Score

32 A Missouri 50 69
44 A New Mexico 51 82
49 N Saint Mary's (CA) 62 8956 A Oklahoma St. 55 66
89 A Tulane 61 67106 A Little Rock 47 62
107 H Appalachian St. 49 62
151 H Montana St. 59 67
163 A Arkansas St. 85 62
165 H Oral Roberts 64 81
177 A Georgia St. 69 60
204 H Coastal Caro. 73 58
214 H Nicholls St. 72 67
255 A UTSA 68 60
272 A A&M-Corpus Christi 60 53
277 A Ga. Southern 64 52

LAST 12 Division I GAMES:

89 A Tulane 61 67 214 H Nicholls St. 72 67
151 H Montana St. 59 67 163 A Arkansas St. 85 62
277 A Ga. Southern 64 52 106 A Little Rock 47 62
49 N Saint Mary's (CA) 62 89 107 H Appalachian St. 49 62
32 A Missouri 50 69 204 H Coastal Caro. 73 58
56 A Oklahoma St. 55 66 177 A Georgia St. 69 60

Non-Div I Games:

UNKNOWN

92 39

Tex. A&M Int'l

89 25

Texas St.

Loss, Non-Conf, S Site, H Home A Away N Neutral

Average RPI	Win: 214	WON-LOST	WINNING	LAST 10	STRENGTH OF	OPP. STRENGTH	TEAM	ADJ.	CONF.	ADJ CONF.
Average RPI	Loss: 89	RECORD	PCT. RANK	GAMES	SCHEDULE	OF SCHEDULE	RPI	RPI	RPI	RPI
DIV. I ONLY	10- 7	122	5-5	144	124	160	160	3	3	
DIV. I NON-CONF.	9- 2	43	0- 0	288	287	149	149	3	3	

TOTALS	RPI 1-25	RPI 26-50	W-L RECORDS	RPI 51-100	RPI 101-150	RPI 150+				
10- 7	0- 1	0- 1	OVERALL	2- 2	0- 2	8- 1				
9- 3	0- 1	0- 1	HOME	2- 0	0- 1	7- 0				
1- 4	0- 0	0- 0	AWAY	0- 2	0- 1	1- 1				
0- 0	0- 0	0- 0	NEUTRAL	0- 0	0- 0	0- 0				
9- 2	0- 0	0- 0	NON-CONFERENCE	1- 0	0- 1	8- 1				
8- 1	0- 0	0- 0	HOME	1- 0	0- 1	7- 0				
1- 1	0- 0	0- 0	AWAY	0- 0	0- 0	1- 1				
0- 0	0- 0	0- 0	NEUTRAL	0- 0	0- 0	0- 0				
1- 5	0- 1	0- 1	CONFERENCE	1- 2	0- 1	0- 0				
1- 2	0- 1	0- 1	HOME	1- 0	0- 0	0- 0				
0- 3	0- 0	0- 0	AWAY	0- 2	0- 1	0- 0				
0- 0	0- 0	0- 0	NEUTRAL	0- 0	0- 0	0- 0				

RPI 1-25				RPI 26-50				RPI 51-100				RPI 101+				Team's RPI: 160
RPI	S	Opponent	Score	RPI	S	Opponent	Score	RPI	S	Opponent	Score	RPI	S	Opponent	Score	
2	H	Bayl or	56 73	42	H	Kansas St.	62 66	56	A	Okl ahoma St.	57 65	129	H	Idaho	77 88	
								59	A	TCU	70 78	136	A	Okl ahoma	61 66	
								72	H	Kansas	69 66	172	H	Abil ene Christi an	105 54	
								91	H	SFA	77 69	184	H	Southern U.	76 58	
												198	H	Jacksonville St.	71 58	
												202	A	Fl ori da	67 72	
												241	H	Texas Southern	75 55	
												265	A	Nevada	86 67	
												272	H	A&M-Corpus Christi	78 61	
												321	H	La. -Monroe	86 42	
												322	H	Houston Baptist	82 76	
LAST 12 Division I GAMES:																
42	H	Kansas St.	62 66	56	A	Okl ahoma St.	57 65	72	H	Kansas	69 66	2	H	Bayl or	56 73	
59	A	TCU	70 78	72	H	Kansas	69 66	136	A	Okl ahoma	61 66	172	H	Abil ene Christi an	105 54	
184	H	Southern U.	76 58	2	H	Bayl or	56 73	241	H	Texas Southern	75 55					
265	A	Nevada	86 67													
202	A	Fl ori da	67 72													
91	H	SFA	77 69													

Non-Div I Games:

Texas Tech

Average RPI Win:	232	WON-LOST	WINNING	LAST 10	STRENGTH OF	OPP. STRENGTH	TEAM	ADJ.	CONF.	ADJ CONF.
Average RPI Loss:	70	RECORD	PCT. RANK	GAMES	SCHEDULE	OF SCHEDULE	RPI	RPI	RPI	RPI
DIV. I ONLY	11- 5	77	7-3	180	153	94	94	8	8	
DIV. I NON-CONF.	8- 3	71	0- 0	174	146	75	75	8	8	

TOTALS	RPI 1-25	RPI 26-50	W-L RECORDS	RPI 51-100	RPI 101-150	RPI 150+				
11- 5	0- 1	0- 0	OVERALL	1- 2	2- 2	8- 0				
5- 2	0- 1	0- 0	HOME	0- 1	2- 0	3- 0				
6- 3	0- 0	0- 0	AWAY	1- 1	0- 2	5- 0				
0- 0	0- 0	0- 0	NEUTRAL	0- 0	0- 0	0- 0				
8- 3	0- 1	0- 0	NON-CONFERENCE	1- 1	2- 1	5- 0				
4- 1	0- 1	0- 0	HOME	0- 0	2- 0	2- 0				
4- 2	0- 0	0- 0	AWAY	1- 1	0- 1	3- 0				
0- 0	0- 0	0- 0	NEUTRAL	0- 0	0- 0	0- 0				
3- 2	0- 0	0- 0	CONFERENCE	0- 1	0- 1	3- 0				
1- 1	0- 0	0- 0	HOME	0- 1	0- 0	1- 0				
2- 1	0- 0	0- 0	AWAY	0- 0	0- 1	2- 0				
0- 0	0- 0	0- 0	NEUTRAL	0- 0	0- 0	0- 0				

RPI 1-25				RPI 26-50				RPI 51-100				RPI 101+			
RPI	S	Opponent	Score	RPI	S	Opponent	Score	RPI	S	Opponent	Score	RPI	S	Opponent	Score
1	H	Notre Dame	56 72					67	A	Maine	59 73	101	A	Miami (OH)	64 65
								71	A	Belmont	78 69	109	A	Dayton	49 70
								73	H	Kent St.	47 58	146	H	Duquesne	65 52
												147	H	Stony Brook	80 48
												186	H	Ball St.	65 58
												228	A	Bowling Green	79 65
												252	A	Memphis	58 48
												268	A	Cleveland St.	65 60
												294	A	Western Mich.	80 57
												306	A	Valparaiso	65 59
												327	H	Detroit Mercy	77 60
												332	H	Iona	84 38

LAST 12 Division I GAMES:															
228	A	Bowling Green	79 65	73	H	Kent St.	47 58								
294	A	Western Mich.	80 57	101	A	Miami (OH)	64 65								
268	A	Cleveland St.	65 60	186	H	Ball St.	65 58								
252	A	Memphis	58 48	327	H	Detroit Mercy	77 60								
71	A	Belmont	78 69	147	H	Stony Brook	80 48								
306	A	Valparaiso	65 59	1	H	Notre Dame	56 72								

Non-Div I Games:

Toledo

Average RPI Win:	230	WON-LOST	WINNING	LAST 10	STRENGTH OF	OPP. STRENGTH	TEAM	ADJ.	CONF.	ADJ CONF.
Average RPI Loss:	136	RECORD	PCT. RANK	GAMES	SCHEDULE	OF SCHEDULE	RPI	RPI	RPI	RPI
DIV. I ONLY	11- 5	77	8-2	243	174	96	96	10	10	
DIV. I NON-CONF.	6- 5	143	0- 0	281	180	164	164	13	13	

TOTALS	RPI 1-25	RPI 26-50	W-L RECORDS	RPI 51-100	RPI 101-150	RPI 150+				
11- 5	0- 1	0- 0	OVERALL	1- 0	1- 2	9- 2				
5- 0	0- 0	0- 0	HOME	1- 0	0- 0	4- 0				
6- 5	0- 1	0- 0	AWAY	0- 0	1- 2	5- 2				
0- 0	0- 0	0- 0	NEUTRAL	0- 0	0- 0	0- 0				
6- 5	0- 1	0- 0	NON-CONFERENCE	0- 0	0- 2	6- 2				
3- 0	0- 0	0- 0	HOME	0- 0	0- 0	3- 0				
3- 5	0- 1	0- 0	AWAY	0- 0	0- 2	3- 2				
0- 0	0- 0	0- 0	NEUTRAL	0- 0	0- 0	0- 0				
5- 0	0- 0	0- 0	CONFERENCE	1- 0	1- 0	3- 0				
2- 0	0- 0	0- 0	HOME	1- 0	0- 0	1- 0				
3- 0	0- 0	0- 0	AWAY	0- 0	1- 0	2- 0				
0- 0	0- 0	0- 0	NEUTRAL	0- 0	0- 0	0- 0				

RPI	S	Opponent	Score	RPI	S	Opponent	Score	RPI	S	Opponent	Score	RPI	S	Opponent	Score
4	A	Syracuse	55 98					52	H	Northeastern	88 83	110	A	Wake Forest	53 60
												118	A	West Virginia	43 90
												123	A	Drexel	55 54
												192	H	Massachusetts	78 53
												196	A	Delaware	56 48
												197	A	George Washington	63 76
												229	A	Marshall	76 69
												251	A	Mt. St. Mary's	78 87
												259	H	Hofstra	92 68
												273	H	La Salle	92 68
												278	A	Saint Joseph's	73 52
												299	A	Col. of Charleston	77 61
												314	H	Loyola Maryland	62 57
												316	A	UMBC	71 62

LAST 12 Division I GAMES:															
299	A	Col. of Charleston	77 61	52	H	Northeastern	88 83	196	A	Delaware	56 48	123	A	Drexel	55 54
259	H	Hofstra	92 68					229	A	Marshall	76 69	118	A	West Virginia	43 90
314	H	Loyola Maryland	62 57					278	A	Saint Joseph's	73 52				
4	A	Syracuse	55 98												
197	A	George Washington	63 76												
251	A	Mt. St. Mary's	78 87												

Non-Div I Games:

Towson

Average RPI Win:	212	WON-LOST	WINNING	LAST 10	STRENGTH OF	OPP. STRENGTH	TEAM	ADJ.	CONF.	ADJ CONF.
Average RPI Loss:	89	RECORD	PCT. RANK	GAMES	SCHEDULE	OF SCHEDULE	RPI	RPI	RPI	RPI
DIV. I ONLY	13- 3	32	8-2	277	102	90	90	14	14	
DIV. I NON-CONF.	8- 2	52	0- 0	316	135	131	131	15	15	

TOTALS	RPI 1-25	RPI 26-50	W-L RECORDS	RPI 51-100	RPI 101-150	RPI 150+				
13- 3	0- 1	0- 0	OVERALL	0- 1	2- 0	11- 1				
5- 1	0- 0	0- 0	HOME	0- 1	1- 0	4- 0				
6- 2	0- 1	0- 0	AWAY	0- 0	1- 0	5- 1				
2- 0	0- 0	0- 0	NEUTRAL	0- 0	0- 0	2- 0				
8- 2	0- 1	0- 0	NON-CONFERENCE	0- 1	0- 0	8- 0				
3- 1	0- 0	0- 0	HOME	0- 1	0- 0	3- 0				
3- 1	0- 1	0- 0	AWAY	0- 0	0- 0	3- 0				
2- 0	0- 0	0- 0	NEUTRAL	0- 0	0- 0	2- 0				
5- 1	0- 0	0- 0	CONFERENCE	0- 0	2- 0	3- 1				
2- 0	0- 0	0- 0	HOME	0- 0	1- 0	1- 0				
3- 1	0- 0	0- 0	AWAY	0- 0	1- 0	2- 1				
0- 0	0- 0	0- 0	NEUTRAL	0- 0	0- 0	0- 0				

RPI 1-25				RPI 26-50				RPI 51-100 Team's RPI: 90				RPI 101+			
RPI	S	Opponent	Score	RPI	S	Opponent	Score	RPI	S	Opponent	Score	RPI	S	Opponent	Score
22	A	Florida St.	67 103					68	H	Middle Tenn.	64 67	106	H	Little Rock	71 66
												107	A	Appalachian St.	83 72
												163	H	Arkansas St.	87 79
												177	A	Georgia St.	80 84
												194	A	Ole Miss	71 54
												198	A	Jacksonville St.	89 63
												204	A	Coastal Caro.	82 81
												216	N	Sam Houston St.	84 79
												224	H	Samford	72 52
												230	H	Alabama St.	116 46
												239	A	ETSU	84 66
												277	A	Ga. Southern	97 81
												300	N	Mississippi Val.	75 54
												302	H	Tennessee St.	92 67

LAST 12 Division I GAMES:															
177	A	Georgia St.	80 84	163	H	Arkansas St.	87 79								
277	A	Ga. Southern	97 81	106	H	Little Rock	71 66								
68	H	Middle Tenn.	64 67	107	A	Appalachian St.	83 72								
230	H	Alabama St.	116 46	204	A	Coastal Caro.	82 81								
300	N	Mississippi Val.	75 54	198	A	Jacksonville St.	89 63								
216	N	Sam Houston St.	84 79	194	A	Ole Miss	71 54								

Non-Div I Games: Taladega 91 70

Troy

T
u
l
a
n
e

Tulane			Through Games Of Jan. 19, 2019								
Average RPI	Win:	197	WON-LOST	WINNING	LAST 10	STRENGTH OF	OPP. STRENGTH	TEAM	ADJ.	CONF.	ADJ CONF.
Average RPI	Loss:	63	RECORD	PCT. RANK	GAMES	SCHEDULE	OF SCHEDULE	RPI	RPI	RPI	RPI
DIV. I ONLY			13- 5	60	6-4	173	71	89	89	9	9
DIV. I NON-CONF.			10- 3	59	1- 0	228	46	88	88	9	9

TOTALS		RPI 1-25		RPI 26-50		W-L RECORDS		RPI 51-100	RPI 101-150	RPI 150+	
13- 5		1- 1		0- 1		OVERALL		2- 1	1- 2	9- 0	
7- 2		0- 1		0- 0		HOME		1- 1	1- 0	5- 0	
3- 2		0- 0		0- 0		AWAY		1- 0	0- 2	2- 0	
3- 1		1- 0		0- 1		NEUTRAL		0- 0	0- 0	2- 0	
10- 3		1- 0		0- 1		NON-CONFERENCE		2- 1	1- 1	6- 0	
6- 1		0- 0		0- 0		HOME		1- 1	1- 0	4- 0	
1- 1		0- 0		0- 0		AWAY		1- 0	0- 1	0- 0	
3- 1		1- 0		0- 1		NEUTRAL		0- 0	0- 0	2- 0	
3- 2		0- 1		0- 0		CONFERENCE		0- 0	0- 1	3- 0	
1- 1		0- 1		0- 0		HOME		0- 0	0- 0	1- 0	
2- 1		0- 0		0- 0		AWAY		0- 0	0- 1	2- 0	
0- 0		0- 0		0- 0		NEUTRAL		0- 0	0- 0	0- 0	

RPI 1-25				RPI 26-50				RPI 51-100 Team's RPI: 89				RPI 101+			
RPI	S	Opponent	Score	RPI	S	Opponent	Score	RPI	S	Opponent	Score	RPI	S	Opponent	Score
8	H	UConn	33 75	29	N	Cal i forni a	57 65	55	H	Ol d Domi ni on	48 56	103	A	Al abama	58 69
18	N	Central Mich.	68 57					63	A	LSU	56 54	120	A	South Fla.	46 73
								99	H	Washi ngton	63 51	135	H	Texas St.	67 61
												212	H	Southern Miss.	71 54
												214	H	Ni chol l s St.	71 46
												220	H	East Carol i na	68 57
												222	A	SMU	61 43
												236	A	Temple	66 57
												241	H	Texas Southern	62 56
												268	N	Cleveland St.	81 72
												289	H	Fla. Atlantic	88 45
												345	N	Florida A&M	78 34

LAST 12 Division I GAMES:															
135	H	Texas St.	67 61	8	H	UConn	33 75	222	A	SMU	61 43	236	A	Temple	66 57
120	A	South Fla.	46 73	55	H	Ol d Domi ni on	48 56	220	H	East Carol i na	68 57	345	N	Flori da A&M	78 34
103	A	Al abama	58 69	214	H	Ni chol l s St.	71 46	18	N	Central Mich.	68 57				
212	H	Southern Miss.	71 54												

Non-Div I Games:

Tulane

T
u
l
s
a

Tul sa		Through Games Of Jan. 19, 2019									
Average RPI	Win:	211	WON-LOST	WINNING	LAST 10	STRENGTH OF	OPP. STRENGTH	TEAM	ADJ.	CONF.	ADJ CONF.
Average RPI	Loss:	86	RECORD	PCT. RANK	GAMES	SCHEDULE	OF SCHEDULE	RPI	RPI	RPI	RPI
DIV. I ONLY		9- 9	168	4-6	80	110	137	137	9	9	
DIV. I NON-CONF.		6- 7	172	0- 1	114	62	155	155	9	9	

TOTALS	RPI 1-25		RPI 26-50		W-L RECORDS	RPI 51-100		RPI 101-150		RPI 150+	
9- 9	0- 2		0- 0		OVERALL	0- 3		1- 3		8- 1	
6- 3	0- 0		0- 0		HOME	0- 1		0- 2		6- 0	
2- 6	0- 2		0- 0		AWAY	0- 2		0- 1		2- 1	
1- 0	0- 0		0- 0		NEUTRAL	0- 0		1- 0		0- 0	
6- 7	0- 1		0- 0		NON-CONFERENCE	0- 3		1- 2		5- 1	
4- 2	0- 0		0- 0		HOME	0- 1		0- 1		4- 0	
1- 5	0- 1		0- 0		AWAY	0- 2		0- 1		1- 1	
1- 0	0- 0		0- 0		NEUTRAL	0- 0		1- 0		0- 0	
3- 2	0- 1		0- 0		CONFERENCE	0- 0		0- 1		3- 0	
2- 1	0- 0		0- 0		HOME	0- 0		0- 1		2- 0	
1- 1	0- 1		0- 0		AWAY	0- 0		0- 0		1- 0	
0- 0	0- 0		0- 0		NEUTRAL	0- 0		0- 0		0- 0	

T
u
l
s
a

RPI 1-25				RPI 26-50				RPI 51-100				RPI 101+ Team's RPI: 137			
RPI	S	Opponent	Score	RPI	S	Opponent	Score	RPI	S	Opponent	Score	RPI	S	Opponent	Score
15	A	Ari zona St.	52 70					64	H	Arkansas	59 61	103	N	Al abama	80 73
17	A	UCF	44 60					71	A	Bel mont	53 78	106	H	Li ttle Rock	53 63
								91	A	SFA	34 76	115	H	Ci nci nnati	50 70
												131	A	Ameri can	52 68
												163	A	Arkansas St.	60 73
												165	A	Oral Roberts	76 68
												172	H	Abilene Christian	75 63
												209	H	Saint Louis	86 75
												220	A	East Carol ina	75 55
												246	H	Stetson	55 54
												252	H	Memphi s	46 39
												261	H	UTEP	66 45
												270	H	Wi chi ta St.	63 49

LAST 12 Di vi si on I GAMES:															
15	A	Ari zona St.	52 70	17	A	UCF	44 60	220	A	East Carol ina	75 55	252	H	Memphi s	46 39
115	H	Ci nci nnati	50 70					270	H	Wi chi ta St.	63 49	261	H	UTEP	66 45
106	H	Li ttle Rock	53 63					64	H	Arkansas	59 61				
163	A	Arkansas St.	60 73												
103	N	Al abama	80 73												
172	H	Abilene Christian	75 63												

Non-Di v I Games:

Tul sa

Average RPI	Win:	247	WON-LOST	WINNING	LAST 10	STRENGTH OF	OPP. STRENGTH	TEAM	ADJ.	CONF.	ADJ CONF.
Average RPI	Loss:	88	RECORD	PCT. RANK	GAMES	SCHEDULE	OF SCHEDULE	RPI	RPI	RPI	RPI
DIV. I ONLY		16- 2		12	9-1	348	129	153	153	16	16
DIV. I NON-CONF.		11- 1		13	0- 1	340	188	117	117	19	19

TOTALS	RPI 1-25		RPI 26-50		W-L RECORDS	RPI 51-100		RPI 101-150		RPI 150+	
16- 2	0- 0		0- 1		OVERALL	1- 0		2- 1		13- 0	
6- 1	0- 0		0- 0		HOME	0- 0		1- 1		5- 0	
8- 0	0- 0		0- 0		AWAY	1- 0		0- 0		7- 0	
2- 1	0- 0		0- 1		NEUTRAL	0- 0		1- 0		1- 0	
11- 1	0- 0		0- 1		NON-CONFERENCE	1- 0		2- 0		8- 0	
5- 0	0- 0		0- 0		HOME	0- 0		1- 0		4- 0	
4- 0	0- 0		0- 0		AWAY	1- 0		0- 0		3- 0	
2- 1	0- 0		0- 1		NEUTRAL	0- 0		1- 0		1- 0	
5- 1	0- 0		0- 0		CONFERENCE	0- 0		0- 1		5- 0	
1- 1	0- 0		0- 0		HOME	0- 0		0- 1		1- 0	
4- 0	0- 0		0- 0		AWAY	0- 0		0- 0		4- 0	
0- 0	0- 0		0- 0		NEUTRAL	0- 0		0- 0		0- 0	

RPI 1-25				RPI 26-50				RPI 51-100				RPI 101+ Team's RPI: 153			
RPI	S	Opponent	Score	RPI	S	Opponent	Score	RPI	S	Opponent	Score	RPI	S	Opponent	Score
				37	N	Tennessee	69 73	81	A	FGCU	62 60	107	H	Appalachian St.	80 61
												136	N	Oklahoma	89 84
												139	H	Louisiana Tech	68 73
												212	H	Southern Miss.	71 60
												224	A	Samford	66 41
												230	A	Alabama St.	62 47
												252	H	Memphis	85 54
												255	A	UTSA	59 42
												261	A	UTEP	74 48
												285	H	Alabama A&M	82 47
												289	A	Fla. Atlantic	89 64
												298	N	Coppin St.	86 61
												311	A	FIU	83 59
												320	H	McNeese	91 48
												343	A	Chicago St.	90 45
												350	H	Alcorn	80 53
LAST 12 Division I GAMES:															
				37	N	Tennessee	69 73	261	A	UTEP	74 48				
				255	A	UTSA	59 42	212	H	Southern Miss.	71 60				
				298	N	Coppin St.	86 61	139	H	Louisiana Tech	68 73				
				230	A	Alabama St.	62 47	311	A	FIU	83 59				
				320	H	McNeese	91 48	289	A	Fla. Atlantic	89 64				
				224	A	Samford	66 41	81	A	FGCU	62 60				

Non-Div I Games: Ala.-Huntsville 83 58

UAB

UC Davis

UC Davis

UC Davis										Through Games Of Jan. 19, 2019																													
Average RPI Win:		199		WON-LOST		WINNING		LAST 10		STRENGTH OF		OPP. STRENGTH		TEAM		ADJ.		CONF.		ADJ CONF.																			
Average RPI Loss:		127		RECORD		PCT. RANK		GAMES		SCHEDULE		OF SCHEDULE		RPI		RPI		RPI		RPI																			
DIV. I ONLY		10- 6		99		8-2		178		118		102		102		21		21																					
DIV. I NON-CONF.		7- 5		132		0- 1		188		56		107		107		21		21																					
TOTALS		RPI 1-25		RPI 26-50		W-L RECORDS		RPI 51-100		RPI 101-150		RPI 150+																											
10- 6		0- 1		1- 0		OVERALL		1- 1		1- 3		7- 1																											
5- 1		0- 0		1- 0		HOME		0- 1		1- 0		3- 0																											
4- 5		0- 1		0- 0		AWAY		1- 0		0- 3		3- 1																											
1- 0		0- 0		0- 0		NEUTRAL		0- 0		0- 0		1- 0																											
7- 5		0- 1		1- 0		NON-CONFERENCE		1- 1		0- 3		5- 0																											
3- 1		0- 0		1- 0		HOME		0- 1		0- 0		2- 0																											
3- 4		0- 1		0- 0		AWAY		1- 0		0- 3		2- 0																											
1- 0		0- 0		0- 0		NEUTRAL		0- 0		0- 0		1- 0																											
3- 1		0- 0		0- 0		CONFERENCE		0- 0		1- 0		2- 1																											
2- 0		0- 0		0- 0		HOME		0- 0		1- 0		1- 0																											
1- 1		0- 0		0- 0		AWAY		0- 0		0- 0		1- 1																											
0- 0		0- 0		0- 0		NEUTRAL		0- 0		0- 0		0- 0																											
RPI 1-25										RPI 26-50										RPI 51-100										RPI 101+ Team's RPI: 102									
RPI	S	Opponent		Score		RPI	S	Opponent		Score		RPI	S	Opponent		Score		RPI	S	Opponent		Score																	
3	A	Stanford		43 71		49	H	Saint Mary's (CA)		76 74		65	H	Paci fic		80 83		134	A	Loyola Marymount		53 60																	
												98	A	Washington St.		75 62		144	A	Portland St.		50 65																	
																		145	A	Montana		56 62																	
																		148	H	UC Irvine		80 57																	
																		187	A	UC Ri versi de		67 59																	
																		210	H	Southern Utah		68 45																	
																		213	H	Cal St. Fullerton		75 51																	
																		237	A	Sacramento St.		109 60																	
																		250	A	San Francis co		70 68																	
																		265	N	Nevada		84 68																	
																		271	A	Hawai i		60 65																	
																		335	H	Seattle U		76 59																	
LAST 12 Di vi si on I GAMES:																																							
145	A	Montana		56 62		213	H	Cal St. Fullerton		75 51																													
148	H	UC Irvine		80 57		271	A	Hawai i		60 65																													
237	A	Sacramento St.		109 60		187	A	UC Ri versi de		67 59																													
265	N	Nevada		84 68		49	H	Saint Mary's (CA)		76 74																													
134	A	Loyola Marymount		53 60		250	A	San Francis co		70 68																													
210	H	Southern Utah		68 45		335	H	Seattle U		76 59																													

UC Davis

Non-Div I Games: Domini can (CA) 92 42

UC Davis

Loss, Non-Conf, S Site, H Home A Away N Neutral

UC Irvine				Through Games Of Jan. 19, 2019							
Average RPI	Win:	235	WON-LOST	WINNING	LAST 10	STRENGTH OF	OPP. STRENGTH	TEAM	ADJ.	CONF.	ADJ CONF.
Average RPI	Loss:	125	RECORD	PCT. RANK	GAMES	SCHEDULE	OF SCHEDULE	RPI	RPI	RPI	RPI
DIV. I ONLY			11- 4	56	6-4	305	193	148	148	21	21
DIV. I NON-CONF.			9- 2	43	0- 0	309	203	125	125	21	21

TOTALS	RPI 1-25			RPI 26-50		W-L RECORDS	RPI 51-100	RPI 101-150		RPI 150+	
11- 4	0- 1			0- 0		OVERALL	0- 0	3- 1		8- 2	
5- 1	0- 0			0- 0		HOME	0- 0	0- 0		5- 1	
4- 3	0- 1			0- 0		AWAY	0- 0	2- 1		2- 1	
2- 0	0- 0			0- 0		NEUTRAL	0- 0	1- 0		1- 0	
9- 2	0- 1			0- 0		NON-CONFERENCE	0- 0	3- 0		6- 1	
4- 1	0- 0			0- 0		HOME	0- 0	0- 0		4- 1	
3- 1	0- 1			0- 0		AWAY	0- 0	2- 0		1- 0	
2- 0	0- 0			0- 0		NEUTRAL	0- 0	1- 0		1- 0	
2- 2	0- 0			0- 0		CONFERENCE	0- 0	0- 1		2- 1	
1- 0	0- 0			0- 0		HOME	0- 0	0- 0		1- 0	
1- 2	0- 0			0- 0		AWAY	0- 0	0- 1		1- 1	
0- 0	0- 0			0- 0		NEUTRAL	0- 0	0- 0		0- 0	

RPI 1-25				RPI 26-50				RPI 51-100				RPI 101+ Team's RPI: 148			
RPI	S	Opponent	Score	RPI	S	Opponent	Score	RPI	S	Opponent	Score	RPI	S	Opponent	Score
5	A	Oregon	69 115									102	A	UC Davis	57 80
												125	A	Portland	84 69
												144	A	Portland St.	73 68
												150	N	Indiana St.	77 61
												154	H	CSUN	65 61
												187	A	UC Riverside	72 88
												206	H	San Diego St.	70 78
												210	H	Southern Utah	75 58
												227	H	UNLV	57 55
												269	H	CSU Bakersfield	85 78
												303	A	Cal Poly	75 59
												319	A	San Jose St.	74 66
												335	H	Seattle U	65 60
												351	N	LIU Brooklyn	84 71
LAST 12 Division I GAMES:															
102	A	UC Davis	57 80	154	H	CSUN	65 61								
187	A	UC Riverside	72 88	303	A	Cal Poly	75 59								
206	H	San Diego St.	70 78	335	H	Seattle U	65 60								
319	A	San Jose St.	74 66	5	A	Oregon	69 115								
269	H	CSU Bakersfield	85 78	144	A	Portland St.	73 68								
150	N	Indiana St.	77 61	125	A	Portland	84 69								

Non-Div I Games: LIFE Pacific 105 31

Average RPI Win:	213	WON-LOST	WINNING	LAST 10	STRENGTH OF	OPP. STRENGTH	TEAM	ADJ.	CONF.	ADJ CONF.
Average RPI Loss:	125	RECORD	PCT. RANK	GAMES	SCHEDULE	OF SCHEDULE	RPI	RPI	RPI	RPI
DIV. I ONLY	7- 11	234	5-5	131	151	187	187	21	21	
DIV. I NON-CONF.	6- 8	199	1- 0	141	125	165	165	21	21	

TOTALS	RPI 1-25	RPI 26-50	W-L RECORDS	RPI 51-100	RPI 101-150	RPI 150+				
7- 11	0- 2	0- 1	OVERALL	0- 2	1- 1	6- 5				
4- 2	0- 0	0- 0	HOME	0- 0	1- 1	3- 1				
2- 6	0- 1	0- 0	AWAY	0- 2	0- 0	2- 3				
1- 3	0- 1	0- 1	NEUTRAL	0- 0	0- 0	1- 1				
6- 8	0- 2	0- 1	NON-CONFERENCE	0- 2	0- 0	6- 3				
3- 0	0- 0	0- 0	HOME	0- 0	0- 0	3- 0				
2- 5	0- 1	0- 0	AWAY	0- 2	0- 0	2- 2				
1- 3	0- 1	0- 1	NEUTRAL	0- 0	0- 0	1- 1				
1- 3	0- 0	0- 0	CONFERENCE	0- 0	1- 1	0- 2				
1- 2	0- 0	0- 0	HOME	0- 0	1- 1	0- 1				
0- 1	0- 0	0- 0	AWAY	0- 0	0- 0	0- 1				
0- 0	0- 0	0- 0	NEUTRAL	0- 0	0- 0	0- 0				

RPI 1-25				RPI 26-50				RPI 51-100				RPI 101+ Team's RPI: 187			
RPI	S	Opponent	Score	RPI	S	Opponent	Score	RPI	S	Opponent	Score	RPI	S	Opponent	Score
5	N	Oregon	44 94	34	N	Texas A&M	63 70	56	A	Oklahoma St.	51 76	102	H	UC Davis	59 67
20	A	BYU	70 72					58	A	Southern California	55 73	148	H	UC Irvine	88 72
												154	A	CSUN	56 69
												175	N	Eastern Wash.	57 45
												180	H	New Mexico St.	65 64
												183	N	Milwaukee	54 56
												204	H	Coastal Caro.	62 43
												210	H	Southern Utah	56 50
												219	A	Utah Valley	53 56
												258	H	Long Beach St.	45 63
												269	A	CSU Bakersfield	79 67
												286	A	California Baptist	57 65
												304	A	Weber St.	71 39

LAST 12 Division I GAMES:															
210	H	Southern Utah	56 50	148	H	UC Irvine	88 72								
154	A	CSUN	56 69	258	H	Long Beach St.	45 63								
304	A	Weber St.	71 39	102	H	UC Davis	59 67								
175	N	Eastern Wash.	57 45	269	A	CSU Bakersfield	79 67								
34	N	Texas A&M	63 70	180	H	New Mexico St.	65 64								
286	A	California Baptist	57 65	219	A	Utah Valley	53 56								

Non-Div I Games:

UC Riverside

UC Santa Barbara				Through Games Of Jan. 19, 2019							
Average RPI	Win:	257	WON-LOST	WINNING	LAST 10	STRENGTH OF	OPP. STRENGTH	TEAM	ADJ.	CONF.	ADJ CONF.
Average RPI	Loss:	164	RECORD	PCT. RANK	GAMES	SCHEDULE	OF SCHEDULE	RPI	RPI	RPI	RPI
DIV. I ONLY			4- 12	289	3-7	261	201	301	301	21	21
DIV. I NON-CONF.			3- 10	278	1- 0	227	209	289	289	21	21

TOTALS		RPI 1-25		RPI 26-50		W-L RECORDS		RPI 51-100		RPI 101-150	RPI 150+
4- 12		0- 0		0- 2		OVERALL		0- 2		0- 1	4- 7
2- 5		0- 0		0- 1		HOME		0- 0		0- 1	2- 3
1- 7		0- 0		0- 1		AWAY		0- 2		0- 0	1- 4
1- 0		0- 0		0- 0		NEUTRAL		0- 0		0- 0	1- 0
3- 10		0- 0		0- 2		NON-CONFERENCE		0- 2		0- 1	3- 5
1- 5		0- 0		0- 1		HOME		0- 0		0- 1	1- 3
1- 5		0- 0		0- 1		AWAY		0- 2		0- 0	1- 2
1- 0		0- 0		0- 0		NEUTRAL		0- 0		0- 0	1- 0
1- 2		0- 0		0- 0		CONFERENCE		0- 0		0- 0	1- 2
1- 0		0- 0		0- 0		HOME		0- 0		0- 0	1- 0
0- 2		0- 0		0- 0		AWAY		0- 0		0- 0	0- 2
0- 0		0- 0		0- 0		NEUTRAL		0- 0		0- 0	0- 0

RPI 1-25				RPI 26-50				RPI 51-100				RPI 101+ Team's RPI: 301			
RPI	S	Opponent	Score	RPI	S	Opponent	Score	RPI	S	Opponent	Score	RPI	S	Opponent	Score
				29	A	Cal i forn i a	45 69	58	A	Southern Cal i forn i a	39 82	134	H	Loyol a Marymount	57 70
				49	H	Saint Mary's (CA)	55 80	65	A	Paci fi c	53 69	154	A	CSUN	65 73
												180	H	New Mexico St.	73 81
												206	A	San Diego St.	63 58
												219	A	Utah Valley	54 63
												225	N	Dartmouth	62 56
												227	A	UNLV	51 69
												258	H	Long Beach St.	60 54
												269	H	CSU Bakersfi el d	48 56
												286	H	Cal i forn i a Bapti st	64 76
												303	A	Cal Poly	67 75
												337	H	Grand Canyon	66 55
LAST 12 Di vi si on I GAMES:															
				225	N	Dartmouth	62 56	303	A	Cal Poly	67 75				
				258	H	Long Beach St.	60 54	154	A	CSUN	65 73				
				65	A	Paci fi c	53 69	180	H	New Mexico St.	73 81				
				337	H	Grand Canyon	66 55	206	A	San Diego St.	63 58				
				49	H	Saint Mary's (CA)	55 80	286	H	Cal i forn i a Bapti st	64 76				
				227	A	UNLV	51 69	29	A	Cal i forn i a	45 69				

Non-Di v I Games:

U
C
F

U
C
F

UCF

Average RPI	Win:	133	WON-LOST	WINNING	LAST 10	STRENGTH OF	OPP. STRENGTH	TEAM	ADJ.	CONF.	ADJ CONF.
Average RPI	Loss:	48	RECORD	PCT. RANK	GAMES	SCHEDULE	OF SCHEDULE	RPI	RPI	RPI	RPI
DIV. I ONLY		9- 8		157	6-4	2	64	43	43	2	2
DIV. I NON-CONF.		7- 5		132	0- 0	26	145	78	78	2	2

TOTALS	RPI 1-25		RPI 26-50		W-L RECORDS	RPI 51-100		RPI 101-150		RPI 150+	
9- 8	0- 3		1- 3		OVERALL	5- 0		1- 2		2- 0	
6- 3	0- 2		0- 1		HOME	4- 0		1- 0		1- 0	
3- 2	0- 1		1- 0		AWAY	1- 0		0- 1		1- 0	
0- 3	0- 0		0- 2		NEUTRAL	0- 0		0- 1		0- 0	
7- 5	0- 1		0- 2		NON-CONFERENCE	4- 0		1- 2		2- 0	
6- 1	0- 1		0- 0		HOME	4- 0		1- 0		1- 0	
1- 1	0- 0		0- 0		AWAY	0- 0		0- 1		1- 0	
0- 3	0- 0		0- 2		NEUTRAL	0- 0		0- 1		0- 0	
2- 3	0- 2		1- 1		CONFERENCE	1- 0		0- 0		0- 0	
0- 2	0- 1		0- 1		HOME	0- 0		0- 0		0- 0	
2- 1	0- 1		1- 0		AWAY	1- 0		0- 0		0- 0	
0- 0	0- 0		0- 0		NEUTRAL	0- 0		0- 0		0- 0	

RPI 1-25				RPI 26-50				RPI 51-100				RPI 101+			
RPI	S	Opponent	Score	RPI	S	Opponent	Score	RPI	S	Opponent	Score	RPI	S	Opponent	Score
3	A	Stanford	80 86	27	N	Kentucky	74 75	56	H	Oklahoma St.	71 59	120	N	South Fla.	56 60
5	H	Oregon	52 72	29	A	Cal i forn i a	84 79	58	A	Southern Cal i forn i a	72 65	133	H	Fresno St.	89 80
24	H	Indi ana	65 67	30	H	Oregon St.	73 83	87	H	Seton Hall	78 62	134	A	Loyol a Marymount	63 69
				41	N	North Carol i na	49 83	95	H	Georgia	80 69	303	H	Cal Poly	81 35
								100	H	Rice	59 50	336	A	UIC	78 47

LAST 12 Division I GAMES:															
5	H	Oregon	52 72	3	A	Stanford	80 86								
30	H	Oregon St.	73 83	29	A	Cal i forn i a	84 79								
133	H	Fresno St.	89 80	58	A	Southern Cal i forn i a	72 65								
24	H	Indi ana	65 67	303	H	Cal Poly	81 35								
120	N	South Fla.	56 60	336	A	UIC	78 47								
27	N	Kentucky	74 75	56	H	Oklahoma St.	71 59								

Non-Div I Games:

UCLA

RPI 1-25				RPI 26-50				RPI 51-100				RPI 101+			
RPI	S	Opponent	Score	RPI	S	Opponent	Score	RPI	S	Opponent	Score	RPI	S	Opponent	Score
1	A	Notre Dame	89 71	29	A	Cal i forni a	76 66	82	H	Ohio St.	85 53	115	H	Ci nci nnati	82 38
2	A	Bayl or	57 68	33	H	DePaul	99 63	87	H	Seton Hal l	99 61	116	N	St. John' s (NY)	65 55
				45	N	Purdue	86 40	89	A	Tul ane	75 33	120	H	South Fla.	63 46
												121	A	Houston	81 61
												136	A	Okl ahoma	72 63
												174	N	Vanderbi l t	80 42
												194	N	Ole Mi ss	90 50
												209	A	Sai nt Loui s	98 42
												236	A	Templ e	88 67
LAST 12 Di vi si on I GAMES:															
236	A	Templ e	88 67	120	H	South Fla.	63 46								
89	A	Tul ane	75 33	115	H	Ci nci nnati	82 38								
87	H	Seton Hal l	99 61	121	A	Houston	81 61								
209	A	Sai nt Loui s	98 42	2	A	Bayl or	57 68								
1	A	Notre Dame	89 71	29	A	Cal i forni a	76 66								
33	H	DePaul	99 63	136	A	Okl ahoma	72 63								

Non-Div l Games:

UIC		Average RPI Win: 313	WON-LOST RECORD	WINNING PCT. RANK	LAST 10 GAMES	STRENGTH OF SCHEDULE	OPP. STRENGTH OF SCHEDULE	TEAM RPI	ADJ. RPI	CONF. RPI	ADJ CONF. RPI
		Average RPI Loss: 177									
DIV. I ONLY		3- 15		319	1-9	311	194	336	336	19	19
DIV. I NON-CONF.		2- 9		297	0- 0	276	202	323	323	18	18

TOTALS	RPI 1-25		RPI 26-50		W-L RECORDS	RPI 51-100		RPI 101-150		RPI 150+	
3- 15	0- 1		0- 1		OVERALL	0- 2		0- 4		3- 7	
2- 6	0- 0		0- 1		HOME	0- 1		0- 1		2- 3	
1- 7	0- 1		0- 0		AWAY	0- 1		0- 3		1- 2	
0- 2	0- 0		0- 0		NEUTRAL	0- 0		0- 0		0- 2	
2- 9	0- 1		0- 1		NON-CONFERENCE	0- 1		0- 2		2- 4	
1- 3	0- 0		0- 1		HOME	0- 0		0- 1		1- 1	
1- 4	0- 1		0- 0		AWAY	0- 1		0- 1		1- 1	
0- 2	0- 0		0- 0		NEUTRAL	0- 0		0- 0		0- 2	
1- 6	0- 0		0- 0		CONFERENCE	0- 1		0- 2		1- 3	
1- 3	0- 0		0- 0		HOME	0- 1		0- 0		1- 2	
0- 3	0- 0		0- 0		AWAY	0- 0		0- 2		0- 1	
0- 0	0- 0		0- 0		NEUTRAL	0- 0		0- 0		0- 0	

RPI 1-25				RPI 26-50				RPI 51-100				RPI 101+ Team's RPI: 336			
RPI	S	Opponent	Score	RPI	S	Opponent	Score	RPI	S	Opponent	Score	RPI	S	Opponent	Score
14	A	Marquette	32 96	43	H	UCLA	47 78	74	A	Northwestern	44 87	101	H	Miami (OH)	56 65
								79	H	Wright St.	46 79	104	A	Youngstown St.	29 81
												149	A	IUPUI	43 71
												150	A	Indiana St.	53 60
												182	A	Eastern Mich.	38 52
												242	H	Loyola Chicago	60 75
												268	A	Cleveland St.	53 71
												280	H	Northern Ky.	49 67
												292	H	Oakland	69 65
												306	H	Valparaiso	75 65
												309	N	Fairfield	60 68
												327	H	Detroit Mercy	36 42
												333	N	Jackson St.	57 72
												341	A	Evansville	62 54
LAST 12 Division I GAMES:															
149	A	IUPUI	43 71	292	H	Oakland	69 65								
327	H	Detroit Mercy	36 42	268	A	Cleveland St.	53 71								
309	N	Fairfield	60 68	104	A	Youngstown St.	29 81								
43	H	UCLA	47 78	79	H	Wright St.	46 79								
150	A	Indiana St.	53 60	280	H	Northern Ky.	49 67								
341	A	Evansville	62 54	333	N	Jackson St.	57 72								

Non-Div I Games:

UIC

UMBC		Average RPI Win: 295	WON-LOST RECORD	WINNING PCT. RANK	LAST 10 GAMES	STRENGTH OF SCHEDULE	OPP. STRENGTH OF SCHEDULE	TEAM RPI	ADJ. RPI	CONF. RPI	ADJ CONF. RPI
Average RPI Loss: 182											
DIV. I ONLY	4- 11	283	1-9	325	214	316	316	23	23		
DIV. I NON-CONF.	4- 6	212	0- 0	327	232	292	292	23	23		

TOTALS	RPI 1-25	RPI 26-50	W-L RECORDS	RPI 51-100	RPI 101-150	RPI 150+					
4- 11	0- 0	0- 1	OVERALL	0- 3	0- 1	4- 6					
0- 6	0- 0	0- 0	HOME	0- 2	0- 0	0- 4					
2- 5	0- 0	0- 1	AWAY	0- 1	0- 1	2- 2					
2- 0	0- 0	0- 0	NEUTRAL	0- 0	0- 0	2- 0					
4- 6	0- 0	0- 1	NON-CONFERENCE	0- 1	0- 1	4- 3					
0- 4	0- 0	0- 0	HOME	0- 1	0- 0	0- 3					
2- 2	0- 0	0- 1	AWAY	0- 0	0- 1	2- 0					
2- 0	0- 0	0- 0	NEUTRAL	0- 0	0- 0	2- 0					
0- 5	0- 0	0- 0	CONFERENCE	0- 2	0- 0	0- 3					
0- 2	0- 0	0- 0	HOME	0- 1	0- 0	0- 1					
0- 3	0- 0	0- 0	AWAY	0- 1	0- 0	0- 2					
0- 0	0- 0	0- 0	NEUTRAL	0- 0	0- 0	0- 0					

RPI 1-25				RPI 26-50				RPI 51-100				RPI 101+ Team's RPI: 316			
RPI	S	Opponent	Score	RPI	S	Opponent	Score	RPI	S	Opponent	Score	RPI	S	Opponent	Score
				31	A	Maryland	61 92	67	A	Maine	44 84	131	A	American	42 64
								92	H	Hartford	52 66	244	H	UMES	67 73
								96	H	Towson	62 71	251	H	Mt. St. Mary's	52 65
												255	N	UTSA	72 58
												257	A	Binghamton	45 67
												259	H	Hofstra	42 45
												283	A	Albany (NY)	44 64
												295	H	UMass Lowell	55 67
												296	N	Kennesaw St.	57 53
												298	A	Coppin St.	57 52
												330	A	Morgan St.	73 68

LAST 12 Division I GAMES:															
283	A	Albany (NY)	44 64	295	H	UMass Lowell	55 67								
257	A	Binghamton	45 67	92	H	Hartford	52 66								
251	H	Mt. St. Mary's	52 65	67	A	Maine	44 84								
31	A	Maryland	61 92	244	H	UMES	67 73								
131	A	American	42 64	330	A	Morgan St.	73 68								
96	H	Towson	62 71	259	H	Hofstra	42 45								

Non-Div I Games: Notre Dame (MD) 81 43 Eastern 81 42 Gettysburg 65 51

UMBC

Loss, Non-Conf, S Site, H Home A Away N Neutral

UMKC		Average RPI Win: 266	WON-LOST RECORD	WINNING PCT. RANK	LAST 10 GAMES	STRENGTH OF SCHEDULE	OPP. STRENGTH OF SCHEDULE	TEAM RPI	ADJ. RPI	CONF. RPI	ADJ CONF. RPI
		Average RPI Loss: 138									
DIV. I ONLY		7- 8		195	7-3	217	285	193	193	29	29
DIV. I NON-CONF.		4- 7		228	0- 0	97	238	178	178	30	30

TOTALS		RPI 1-25		RPI 26-50	W-L RECORDS	RPI 51-100		RPI 101-150		RPI 150+	
7- 8		0- 0		0- 2	OVERALL	0- 1		1- 0		6- 5	
3- 3		0- 0		0- 0	HOME	0- 0		1- 0		2- 3	
4- 5		0- 0		0- 2	AWAY	0- 1		0- 0		4- 2	
0- 0		0- 0		0- 0	NEUTRAL	0- 0		0- 0		0- 0	
4- 7		0- 0		0- 2	NON-CONFERENCE	0- 1		1- 0		3- 4	
2- 2		0- 0		0- 0	HOME	0- 0		1- 0		1- 2	
2- 5		0- 0		0- 2	AWAY	0- 1		0- 0		2- 2	
0- 0		0- 0		0- 0	NEUTRAL	0- 0		0- 0		0- 0	
3- 1		0- 0		0- 0	CONFERENCE	0- 0		0- 0		3- 1	
1- 1		0- 0		0- 0	HOME	0- 0		0- 0		1- 1	
2- 0		0- 0		0- 0	AWAY	0- 0		0- 0		2- 0	
0- 0		0- 0		0- 0	NEUTRAL	0- 0		0- 0		0- 0	

RPI 1-25				RPI 26-50				RPI 51-100				RPI 101+ Team's RPI: 193			
RPI	S	Opponent	Score	RPI	S	Opponent	Score	RPI	S	Opponent	Score	RPI	S	Opponent	Score
				32	A	Missouri	59 66	72	A	Kansas	55 67	139	H	Louisiana Tech	80 70
				42	A	Kansas St.	50 61					158	A	Denver	75 92
												165	A	Oral Roberts	64 75
												166	H	Illinois St.	55 62
												199	H	George Mason	84 91
												200	H	SIUE	80 75
												242	A	Loyola Chicago	88 74
												269	H	CSU Bakersfield	57 67
												286	A	California Baptist	78 74
												317	A	North Dakota St.	69 59
												337	H	Grand Canyon	73 45
												343	A	Chicago St.	111 58

LAST 12 Division I GAMES:															
				337	H	Grand Canyon	73 45	286	A	California Baptist	78 74				
				269	H	CSU Bakersfield	57 67	343	A	Chicago St.	111 58				
				32	A	Missouri	59 66	166	H	Illinois St.	55 62				
				317	A	North Dakota St.	69 59	139	H	Louisiana Tech	80 70				
				199	H	George Mason	84 91	200	H	SIUE	80 75				
				165	A	Oral Roberts	64 75	242	A	Loyola Chicago	88 74				

Non-Div I Games: Peru St. 98 62 Mo.-St. Louis 92 63

UMKC

■ Loss,
 ■ Non-Conf, S Site,
 ■ Home
 ■ Away
 N Neutral

Average RPI Win:	288	WON-LOST	WINNING	LAST 10	STRENGTH OF	OPP. STRENGTH	TEAM	ADJ.	CONF.	ADJ CONF.
Average RPI Loss:	194	RECORD	PCT. RANK	GAMES	SCHEDULE	OF SCHEDULE	RPI	RPI	RPI	RPI
DIV. I ONLY	5- 13	280	3-7	269	323	295	295	23	23	
DIV. I NON-CONF.	3- 9	271	0- 0	262	329	294	294	23	23	

TOTALS	RPI 1-25	RPI 26-50	W-L RECORDS	RPI 51-100	RPI 101-150	RPI 150+				
5- 13	0- 1	0- 0	OVERALL	0- 3	0- 1	5- 8				
2- 5	0- 0	0- 0	HOME	0- 2	0- 0	2- 3				
3- 8	0- 1	0- 0	AWAY	0- 1	0- 1	3- 5				
0- 0	0- 0	0- 0	NEUTRAL	0- 0	0- 0	0- 0				
3- 9	0- 1	0- 0	NON-CONFERENCE	0- 2	0- 0	3- 6				
1- 3	0- 0	0- 0	HOME	0- 1	0- 0	1- 2				
2- 6	0- 1	0- 0	AWAY	0- 1	0- 0	2- 4				
0- 0	0- 0	0- 0	NEUTRAL	0- 0	0- 0	0- 0				
2- 4	0- 0	0- 0	CONFERENCE	0- 1	0- 1	2- 2				
1- 2	0- 0	0- 0	HOME	0- 1	0- 0	1- 1				
1- 2	0- 0	0- 0	AWAY	0- 0	0- 1	1- 1				
0- 0	0- 0	0- 0	NEUTRAL	0- 0	0- 0	0- 0				

RPI 1-25				RPI 26-50				RPI 51-100				RPI 101+ Team's RPI: 295			
RPI	S	Opponent	Score	RPI	S	Opponent	Score	RPI	S	Opponent	Score	RPI	S	Opponent	Score
19	A	Butler	36 89					87	A	Seton Hall	57 90	147	A	Stony Brook	56 76
								92	H	Hartford	44 66	192	A	Massachusetts	62 59
								93	H	Provi dence	47 71	195	A	Cornell	54 63
												225	A	Dartmouth	54 70
												226	A	Holy Cross	54 63
												232	H	Colgate	52 61
												276	H	Vermont	54 51
												283	A	Albany (NY)	56 63
												288	H	Bryant	57 58
												305	H	Saint Peter's	59 57
												310	H	New Hampshire	53 56
												316	A	UMBC	67 55
												330	A	Morgan St.	49 61
												351	A	LIU Brooklyn	69 64
LAST 12 Division I GAMES:															
92	H	Hartford	44 66	316	A	UMBC	67 55								
283	A	Albany (NY)	56 63	310	H	New Hampshire	53 56								
225	A	Dartmouth	54 70	147	A	Stony Brook	56 76								
93	H	Provi dence	47 71	276	H	Vermont	54 51								
232	H	Colgate	52 61	330	A	Morgan St.	49 61								
226	A	Holy Cross	54 63	192	A	Massachusetts	62 59								

Non-Div I Games: Fisher 79 45

UMass Lowell

Average RPI Win:	243	WON-LOST	WINNING	LAST 10	STRENGTH OF	OPP. STRENGTH	TEAM	ADJ.	CONF.	ADJ CONF.
Average RPI Loss:	153	RECORD	PCT. RANK	GAMES	SCHEDULE	OF SCHEDULE	RPI	RPI	RPI	RPI
DIV. I ONLY	7- 9	205	4-6	149	314	191	191	28	28	
DIV. I NON-CONF.	4- 6	212	0- 0	123	274	201	201	29	29	

TOTALS	RPI 1-25	RPI 26-50	W-L RECORDS	RPI 51-100	RPI 101-150	RPI 150+				
7- 9	0- 0	0- 1	OVERALL	0- 1	1- 2	6- 5				
6- 1	0- 0	0- 0	HOME	0- 0	1- 0	5- 1				
1- 8	0- 0	0- 1	AWAY	0- 1	0- 2	1- 4				
0- 0	0- 0	0- 0	NEUTRAL	0- 0	0- 0	0- 0				
4- 6	0- 0	0- 1	NON-CONFERENCE	0- 1	1- 1	3- 3				
4- 0	0- 0	0- 0	HOME	0- 0	1- 0	3- 0				
0- 6	0- 0	0- 1	AWAY	0- 1	0- 1	0- 3				
0- 0	0- 0	0- 0	NEUTRAL	0- 0	0- 0	0- 0				
3- 3	0- 0	0- 0	CONFERENCE	0- 0	0- 1	3- 2				
2- 1	0- 0	0- 0	HOME	0- 0	0- 0	2- 1				
1- 2	0- 0	0- 0	AWAY	0- 0	0- 1	1- 1				
0- 0	0- 0	0- 0	NEUTRAL	0- 0	0- 0	0- 0				

RPI	S	Opponent	Score	RPI	S	Opponent	Score	RPI	S	Opponent	Score	RPI	S	Opponent	Score	Team's RPI: 191
37	A	Tennessee	46 73	68	A	Middle Tenn.	46 67	104	A	Tennessee Tech	53 60	130	H	Davidson	69 56	
								140	A	Radford	46 60	156	H	High Point	67 56	
								164	A	Charlotte	53 70	178	A	Mercer	47 61	
								208	H	Hampton	58 61	231	A	Gardner-Webb	59 69	
								239	H	ETSU	56 55	240	H	Campbell	60 52	
								245	A	Furman	47 58	274	H	Wofford	60 46	
								326	H	Western Caro.	74 49	338	A	USC Upstate	93 86	

LAST 12 Division I GAMES:																
156	H	High Point	67 56	240	H	Campbell	60 52									
338	A	USC Upstate	93 86	231	A	Gardner-Webb	59 69									
104	A	Tennessee Tech	53 60	208	H	Hampton	58 61									
239	H	ETSU	56 55	140	A	Radford	46 60									
245	A	Furman	47 58	178	A	Mercer	47 61									
274	H	Wofford	60 46	68	A	Middle Tenn.	46 67									

Non-Div I Games: Warren Wilson 92 31

UNC Asheville

Average RPI Win:	223	WON-LOST	WINNING	LAST 10	STRENGTH OF	OPP. STRENGTH	TEAM	ADJ.	CONF.	ADJ CONF.
Average RPI Loss:	195	RECORD	PCT. RANK	GAMES	SCHEDULE	OF SCHEDULE	RPI	RPI	RPI	RPI

DIV. I ONLY	3- 12	308	3-7	268	256	318	318	24	24
DIV. I NON-CONF.	2- 9	297	0- 0	273	195	318	318	25	25

TOTALS	RPI 1-25	RPI 26-50	W-L RECORDS	RPI 51-100	RPI 101-150	RPI 150+			
3- 12	0- 0	0- 1	OVERALL	0- 1	0- 1	3- 9			
2- 2	0- 0	0- 0	HOME	0- 0	0- 0	2- 2			
0- 9	0- 0	0- 1	AWAY	0- 0	0- 1	0- 7			
1- 1	0- 0	0- 0	NEUTRAL	0- 1	0- 0	1- 0			
2- 9	0- 0	0- 1	NON-CONFERENCE	0- 1	0- 1	2- 6			
1- 1	0- 0	0- 0	HOME	0- 0	0- 0	1- 1			
0- 7	0- 0	0- 1	AWAY	0- 0	0- 1	0- 5			
1- 1	0- 0	0- 0	NEUTRAL	0- 1	0- 0	1- 0			
1- 3	0- 0	0- 0	CONFERENCE	0- 0	0- 0	1- 3			
1- 1	0- 0	0- 0	HOME	0- 0	0- 0	1- 1			
0- 2	0- 0	0- 0	AWAY	0- 0	0- 0	0- 2			
0- 0	0- 0	0- 0	NEUTRAL	0- 0	0- 0	0- 0			

RPI 1-25				RPI 26-50				RPI 51-100				RPI 101+ Team's RPI: 318			
RPI	S	Opponent	Score	RPI	S	Opponent	Score	RPI	S	Opponent	Score	RPI	S	Opponent	Score
				41	A	North Carolina	62 83	87	N	Seton Hall I	64 71	107	A	Appalachian St.	65 68
												156	A	High Point	75 82
												177	A	Georgia St.	63 70
												178	H	Mercer	58 71
												182	N	Eastern Mich.	49 44
												204	H	Coastal Caro.	71 78
												224	H	Samford	55 54
												240	A	Campbel I	49 53
												245	A	Furman	61 64
												263	H	Liberty	48 45
												274	A	Wofford	66 93
												281	A	Richmond	48 59
												349	A	N.C. Central	57 66

LAST 12 Division I GAMES:															
				178	H	Mercer	58 71	274	A	Wofford	66 93				
				224	H	Samford	55 54	245	A	Furman	61 64				
				263	H	Liberty	48 45	281	A	Richmond	48 59				
				349	A	N.C. Central	57 66	204	H	Coastal Caro.	71 78				
				41	A	North Carolina	62 83	87	N	Seton Hall I	64 71				
				156	A	High Point	75 82	182	N	Eastern Mich.	49 44				

Non-Div I Games:	Pfeiffer	92 23	UNC Pembroke	72 32	Lees-McRae	92 36	Young Harris	62 29
								UNC Greensboro

UNCW				Through Games Of Jan. 19, 2019							
Average RPI Win:		264	WON-LOST RECORD	WINNING PCT. RANK	LAST 10 GAMES	STRENGTH OF SCHEDULE	OPP. STRENGTH OF SCHEDULE	TEAM RPI	ADJ. RPI	CONF. RPI	ADJ CONF. RPI
Average RPI Loss:		90									
DIV. I ONLY		8- 5		107	6-4	208	262	128	128	10	10
DIV. I NON-CONF.		5- 4		139	0- 0	258	297	170	170	13	13
<hr/>											
TOTALS		RPI 1-25		RPI 26-50	W-L RECORDS	RPI 51-100		RPI 101-150		RPI 150+	
8- 5		0- 0		0- 2	OVERALL	1- 1		0- 1		7- 1	
5- 0		0- 0		0- 0	HOME	1- 0		0- 0		4- 0	
3- 5		0- 0		0- 2	AWAY	0- 1		0- 1		3- 1	
0- 0		0- 0		0- 0	NEUTRAL	0- 0		0- 0		0- 0	
5- 4		0- 0		0- 2	NON-CONFERENCE	0- 1		0- 1		5- 0	
3- 0		0- 0		0- 0	HOME	0- 0		0- 0		3- 0	
2- 4		0- 0		0- 2	AWAY	0- 1		0- 1		2- 0	
0- 0		0- 0		0- 0	NEUTRAL	0- 0		0- 0		0- 0	
3- 1		0- 0		0- 0	CONFERENCE	1- 0		0- 0		2- 1	
2- 0		0- 0		0- 0	HOME	1- 0		0- 0		1- 0	
1- 1		0- 0		0- 0	AWAY	0- 0		0- 0		1- 1	
0- 0		0- 0		0- 0	NEUTRAL	0- 0		0- 0		0- 0	

RPI 1-25				RPI 26-50				RPI 51-100				RPI 101+ Team's RPI: 128			
RPI	S	Opponent	Score	RPI	S	Opponent	Score	RPI	S	Opponent	Score	RPI	S	Opponent	Score
				40	A	Ohio	72 95	54	H	James Madison	66 63	132	A	VCU	47 58
				41	A	North Carolina	55 82	78	A	Pittsburgh	56 60	159	A	William & Mary	64 70
												185	A	Elon	75 70
												220	A	East Carolina	71 68
												299	H	Col. of Charleston	71 49
												325	H	Presbyterian	63 48
												337	H	Grand Canyon	77 55
												346	H	Longwood	35 33
												349	A	N. C. Central	89 82
<hr/>															
LAST 12 Division I GAMES:															
				54	H	James Madison	66 63	159	A	William & Mary	64 70				
				185	A	Elon	75 70	299	H	Col. of Charleston	71 49				
				132	A	VCU	47 58	220	A	East Carolina	71 68				
				349	A	N. C. Central	89 82	346	H	Longwood	35 33				
				337	H	Grand Canyon	77 55	78	A	Pittsburgh	56 60				
				325	H	Presbyterian	63 48	41	A	North Carolina	55 82				

Non-Div I Games: Fayetteville St. 72 54 Belmont Abbey 74 58

UNCW

■ Loss,
 ■ Non-Conf, S Site,
 ■ Home
 ■ Away
 N Neutral

Average RPI Win:	211	WON-LOST	WINNING	LAST 10	STRENGTH OF	OPP. STRENGTH	TEAM	ADJ.	CONF.	ADJ CONF.
Average RPI Loss:	59	RECORD	PCT. RANK	GAMES	SCHEDULE	OF SCHEDULE	RPI	RPI	RPI	RPI
DIV. I ONLY	9- 7	135	6-4	55	139	75	75	12	12	
DIV. I NON-CONF.	6- 5	143	0- 1	66	64	65	65	14	14	

TOTALS	RPI 1-25	RPI 26-50	W-L RECORDS	RPI 51-100	RPI 101-150	RPI 150+				
9- 7	0- 3	0- 1	OVERALL	1- 1	1- 1	7- 1				
6- 1	0- 1	0- 0	HOME	1- 0	0- 0	5- 0				
3- 5	0- 2	0- 1	AWAY	0- 0	1- 1	2- 1				
0- 1	0- 0	0- 0	NEUTRAL	0- 1	0- 0	0- 0				
6- 5	0- 2	0- 1	NON-CONFERENCE	1- 1	1- 1	4- 0				
4- 0	0- 0	0- 0	HOME	1- 0	0- 0	3- 0				
2- 4	0- 2	0- 1	AWAY	0- 0	1- 1	1- 0				
0- 1	0- 0	0- 0	NEUTRAL	0- 1	0- 0	0- 0				
3- 2	0- 1	0- 0	CONFERENCE	0- 0	0- 0	3- 1				
2- 1	0- 1	0- 0	HOME	0- 0	0- 0	2- 0				
1- 1	0- 0	0- 0	AWAY	0- 0	0- 0	1- 1				
0- 0	0- 0	0- 0	NEUTRAL	0- 0	0- 0	0- 0				

RPI 1-25				RPI 26-50				RPI 51-100				Team's RPI : 75				RPI 101+			
RPI	S	Opponent	Score	RPI	S	Opponent	Score	RPI	S	Opponent	Score	RPI	S	Opponent	Score	RPI	S	Opponent	Score
11	A	Iowa	57 83	42	A	Kansas St.	62 72	57	N	Boise St.	60 61	113	A	Northern Ill.	59 70				
13	H	Drake	64 88					61	H	Creighton	65 55	149	A	IUPUI	53 40				
14	A	Marquette	61 102									166	A	Illinois St.	64 66				
												179	A	Bradley	81 78				
												196	H	Delaware	79 67				
												201	H	North Dakota	64 60				
												242	H	Loyola Chicago	64 52				
												258	A	Long Beach St.	71 64				
												306	H	Valparaiso	71 52				
												307	H	Omaha	79 50				

LAST 12 Division I GAMES:																			
113	A	Northern Ill.	59 70	13	H	Drake	64 88	242	H	Loyola Chicago	64 52	306	H	Valparaiso	71 52				
14	A	Marquette	61 102	42	A	Kansas St.	62 72	179	A	Bradley	81 78	166	A	Illinois St.	64 66				
307	H	Omaha	79 50					61	H	Creighton	65 55	201	H	North Dakota	64 60				
11	A	Iowa	57 83					57	N	Boise St.	60 61	258	A	Long Beach St.	71 64				
201	H	North Dakota	64 60					64	60			306	H	Valparaiso	71 52				
149	A	IUPUI	53 40					42	A	Kansas St.	62 72	307	H	Omaha	79 50				

Non-Div I Games: Minnesota St. 73 56

UNI

Average RPI Win:	217	WON-LOST	WINNING	LAST 10	STRENGTH OF	OPP. STRENGTH	TEAM	ADJ.	CONF.	ADJ CONF.
Average RPI Loss:	126	RECORD	PCT. RANK	GAMES	SCHEDULE	OF SCHEDULE	RPI	RPI	RPI	RPI
DIV. I ONLY	5- 11	259	4-6	126	122	227	227	13	13	
DIV. I NON-CONF.	2- 9	297	0- 1	84	179	267	267	11	11	

TOTALS	RPI 1-25	RPI 26-50	W-L RECORDS	RPI 51-100	RPI 101-150	RPI 150+				
5- 11	0- 1	1- 1	OVERALL	0- 4	0- 2	4- 3				
4- 5	0- 1	1- 0	HOME	0- 3	0- 0	3- 1				
1- 6	0- 0	0- 1	AWAY	0- 1	0- 2	1- 2				
0- 0	0- 0	0- 0	NEUTRAL	0- 0	0- 0	0- 0				
2- 9	0- 1	0- 1	NON-CONFERENCE	0- 3	0- 2	2- 2				
2- 5	0- 1	0- 0	HOME	0- 3	0- 0	2- 1				
0- 4	0- 0	0- 1	AWAY	0- 0	0- 2	0- 1				
0- 0	0- 0	0- 0	NEUTRAL	0- 0	0- 0	0- 0				
3- 2	0- 0	1- 0	CONFERENCE	0- 1	0- 0	2- 1				
2- 0	0- 0	1- 0	HOME	0- 0	0- 0	1- 0				
1- 2	0- 0	0- 0	AWAY	0- 1	0- 0	1- 1				
0- 0	0- 0	0- 0	NEUTRAL	0- 0	0- 0	0- 0				

RPI 1-25				RPI 26-50				RPI 51-100				RPI 101+ Team's RPI: 227			
RPI	S	Opponent	Score	RPI	S	Opponent	Score	RPI	S	Opponent	Score	RPI	S	Opponent	Score
10	H	Gonzaga	59 70	44	H	New Mexico	66 57	58	H	Southern California	72 86	144	A	Portland St.	49 58
				50	A	Duke	38 66	68	H	Middle Tenn.	62 66	148	A	UC Irvine	55 57
								76	A	Wyoming	62 90	188	A	Colorado St.	49 52
								79	H	Wright St.	52 68	202	H	Florida	56 53
												218	H	Air Force	66 56
												271	H	Hawaii	61 66
												297	A	South Carolina St.	49 58
												301	H	UC Santa Barbara	69 51
												319	A	San Jose St.	53 43
LAST 12 Division I GAMES:															
297	A	South Carolina St.	49 58	68	H	Middle Tenn.	62 66	319	A	San Jose St.	53 43				
202	H	Florida	56 53	218	H	Air Force	66 56	44	H	New Mexico	66 57				
271	H	Hawaii	61 66	76	A	Wyoming	62 90	76	A	Wyoming	62 90				
144	A	Portland St.	49 58	188	A	Colorado St.	49 52								
50	A	Duke	38 66												
58	H	Southern California	72 86												

Non-Div I Games:

UNLV

Average RPI Win:	306	WON-LOST	WINNING	LAST 10	STRENGTH OF	OPP. STRENGTH	TEAM	ADJ.	CONF.	ADJ CONF.
Average RPI Loss:	233	RECORD	PCT. RANK	GAMES	SCHEDULE	OF SCHEDULE	RPI	RPI	RPI	RPI
DIV. I ONLY	2- 11	327	3-7	332	341	338	338	28	28	
DIV. I NON-CONF.	1- 7	319	0- 0	313	341	333	333	29	29	

TOTALS	RPI 1-25	RPI 26-50	W-L RECORDS	RPI 51-100	RPI 101-150	RPI 150+				
2- 11	0- 0	0- 0	OVERALL	0- 2	0- 0	2- 9				
0- 3	0- 0	0- 0	HOME	0- 0	0- 0	0- 3				
2- 8	0- 0	0- 0	AWAY	0- 2	0- 0	2- 6				
0- 0	0- 0	0- 0	NEUTRAL	0- 0	0- 0	0- 0				
1- 7	0- 0	0- 0	NON-CONFERENCE	0- 2	0- 0	1- 5				
0- 0	0- 0	0- 0	HOME	0- 0	0- 0	0- 0				
1- 7	0- 0	0- 0	AWAY	0- 2	0- 0	1- 5				
0- 0	0- 0	0- 0	NEUTRAL	0- 0	0- 0	0- 0				
1- 4	0- 0	0- 0	CONFERENCE	0- 0	0- 0	1- 4				
0- 3	0- 0	0- 0	HOME	0- 0	0- 0	0- 3				
1- 1	0- 0	0- 0	AWAY	0- 0	0- 0	1- 1				
0- 0	0- 0	0- 0	NEUTRAL	0- 0	0- 0	0- 0				

RPI 1-25				RPI 26-50				RPI 51-100				RPI 101+				Team's RPI: 338	
RPI	S	Opponent	Score	RPI	S	Opponent	Score	RPI	S	Opponent	Score	RPI	S	Opponent	Score		
								77	A	Virginia Tech	45	96	156	H	High Point	61	87
								80	A	Nebraska	64	87	191	H	UNC Asheville	86	93
												220	A	East Carolina	53	63	
												245	A	Furman	67	78	
												262	A	Winthrop	76	50	
												297	A	South Carolina St.	66	71	
												307	A	Omaha	69	96	
												325	A	Presbyterian	54	70	
												326	A	Western Caro.	64	68	
												334	H	Charleston So.	75	78	
												349	A	N. C. Central	82	63	
LAST 12 Division I GAMES:																	
334	H	Charleston So.	75	78	325	A	Presbyterian	54	70								
191	H	UNC Asheville	86	93	262	A	Winthrop	76	50								
349	A	N. C. Central	82	63	156	H	High Point	61	87								
245	A	Furman	67	78	220	A	East Carolina	53	63								
80	A	Nebraska	64	87	326	A	Western Caro.	64	68								
307	A	Omaha	69	96	297	A	South Carolina St.	66	71								

Non-Div I Games: Brevard 71 53 Converse 69 51 UNKNOWN 101 53

USC Upstate

Average RPI Win: 215
Average RPI Loss: 108

WON-LOST
RECORD

WINNING
PCT. RANK

LAST 10
GAMES

STRENGTH OF
SCHEDULE

OPP. STRENGTH
OF SCHEDULE

TEAM
RPI

ADJ.
RPI

CONF.
RPI

ADJ CONF.
RPI

DIV. I ONLY	12- 5	68	7-3	265	106	124	124	14	14
DIV. I NON-CONF.	8- 3	71	0- 0	286	139	142	142	15	15
<hr/>									
TOTALS	RPI 1-25	RPI 26-50	W-L RECORDS	RPI 51-100	RPI 101-150	RPI 150+			
12- 5	0- 0	0- 0	OVERALL	0- 2	2- 2	10- 1			
5- 2	0- 0	0- 0	HOME	0- 2	1- 0	4- 0			
7- 3	0- 0	0- 0	AWAY	0- 0	1- 2	6- 1			
0- 0	0- 0	0- 0	NEUTRAL	0- 0	0- 0	0- 0			
8- 3	0- 0	0- 0	NON-CONFERENCE	0- 2	1- 1	7- 0			
3- 2	0- 0	0- 0	HOME	0- 2	0- 0	3- 0			
5- 1	0- 0	0- 0	AWAY	0- 0	1- 1	4- 0			
0- 0	0- 0	0- 0	NEUTRAL	0- 0	0- 0	0- 0			
4- 2	0- 0	0- 0	CONFERENCE	0- 0	1- 1	3- 1			
2- 0	0- 0	0- 0	HOME	0- 0	1- 0	1- 0			
2- 2	0- 0	0- 0	AWAY	0- 0	0- 1	2- 1			
0- 0	0- 0	0- 0	NEUTRAL	0- 0	0- 0	0- 0			

RPI 1-25				RPI 26-50				RPI 51-100				RPI 101+				Team's RPI: 124
RPI	S	Opponent	Score	RPI	S	Opponent	Score	RPI	S	Opponent	Score	RPI	S	Opponent	Score	
								58	H	Southern Cal i forni a	61 73	106	A	Little Rock	65 68	
								64	H	Arkansas	65 66	107	H	Appal achian St.	99 94	
												121	A	Houston	65 61	
												133	A	Fresno St.	61 70	
												163	A	Arkansas St.	100 73	
												165	A	Oral Roberts	80 62	
												167	H	Grambling	78 54	
												177	A	Georgia St.	48 50	
												204	H	Coastal Caro.	79 53	
												222	A	SMU	66 41	
												250	A	San Francisco	80 73	
												255	H	UTSA	53 48	
												277	A	Ga. Southern	74 53	
												313	A	Incarnate Word	97 49	
												333	H	Jackson St.	99 63	
<hr/>																
LAST 12 Division I GAMES:																
106	A	Little Rock	65 68	204	H	Coastal Caro.	79 53	107	H	Appal achian St.	99 94	277	A	Ga. Southern	74 53	
163	A	Arkansas St.	100 73	177	A	Georgia St.	48 50	222	A	SMU	66 41	313	A	Incarnate Word	97 49	
255	H	UTSA	53 48	58	H	Southern Cal i forni a	61 73									
121	A	Houston	65 61													
165	A	Oral Roberts	80 62													
313	A	Incarnate Word	97 49													

Non-Div I Games:

UT Arlington

Loss, Non-Conf, S Site, H Home A Away N Neutral

Average RPI Win:	244	WON-LOST	WINNING	LAST 10	STRENGTH OF	OPP. STRENGTH	TEAM	ADJ.	CONF.	ADJ CONF.
Average RPI Loss:	130	RECORD	PCT. RANK	GAMES	SCHEDULE	OF SCHEDULE	RPI	RPI	RPI	RPI
DIV. I ONLY	10- 5	84	7-3	296	168	143	143	22	22	
DIV. I NON-CONF.	6- 3	91	0- 0	238	67	95	95	20	20	

TOTALS	RPI 1-25	RPI 26-50	W-L RECORDS	RPI 51-100	RPI 101-150	RPI 150+				
10- 5	0- 1	0- 0	OVERALL	0- 1	1- 1	9- 2				
6- 0	0- 0	0- 0	HOME	0- 0	0- 0	6- 0				
4- 5	0- 1	0- 0	AWAY	0- 1	1- 1	3- 2				
0- 0	0- 0	0- 0	NEUTRAL	0- 0	0- 0	0- 0				
6- 3	0- 1	0- 0	NON-CONFERENCE	0- 1	1- 1	5- 0				
4- 0	0- 0	0- 0	HOME	0- 0	0- 0	4- 0				
2- 3	0- 1	0- 0	AWAY	0- 1	1- 1	1- 0				
0- 0	0- 0	0- 0	NEUTRAL	0- 0	0- 0	0- 0				
4- 2	0- 0	0- 0	CONFERENCE	0- 0	0- 0	4- 2				
2- 0	0- 0	0- 0	HOME	0- 0	0- 0	2- 0				
2- 2	0- 0	0- 0	AWAY	0- 0	0- 0	2- 2				
0- 0	0- 0	0- 0	NEUTRAL	0- 0	0- 0	0- 0				

RPI 1-25				RPI 26-50				RPI 51-100				RPI 101+ Team's RPI: 143			
RPI	S	Opponent	Score	RPI	S	Opponent	Score	RPI	S	Opponent	Score	RPI	S	Opponent	Score
6	A	Louisville	62 102					74	A	Northwestern	64 90	127	A	Chattanooga	81 79
												149	A	IUPUI	72 73
												163	H	Arkansas St.	97 91
												168	H	Southern Ill.	95 94
												169	A	Morehead St.	75 85
												217	A	Southeast Mo. St.	80 73
												224	H	Samford	89 68
												253	A	Eastern Ill.	71 77
												279	H	Murray St.	75 67
												300	H	Mississippi Val.	110 51
												308	H	Austin Peay	74 65
												323	A	Eastern Ky.	87 61
												331	A	Lipscomb	62 53
LAST 12 Division I GAMES:															
169	A	Morehead St.	75 85	308	H	Austin Peay	74 65								
323	A	Eastern Ky.	87 61	279	H	Murray St.	75 67								
6	A	Louisville	62 102	217	A	Southeast Mo. St.	80 73								
127	A	Chattanooga	81 79	253	A	Eastern Ill.	71 77								
74	A	Northwestern	64 90	300	H	Mississippi Val.	110 51								
163	H	Arkansas St.	97 91	331	A	Lipscomb	62 53								

Non-Div I Games: Ala.-Huntsville 100 69 Christian Bros. 108 82

UT Martin

Loss, Non-Conf, S Site, H Home A Away N Neutral

U
T
E
P

UTEP				Through Games Of Jan. 19, 2019							
Average RPI	Win:	279	WON-LOST	WINNING	LAST 10	STRENGTH OF	OPP. STRENGTH	TEAM	ADJ.	CONF.	ADJ CONF.
Average RPI	Loss:	151	RECORD	PCT. RANK	GAMES	SCHEDULE	OF SCHEDULE	RPI	RPI	RPI	RPI
DIV. I ONLY			4- 14	302	2-8	81	333	261	261	16	16
DIV. I NON-CONF.			3- 10	278	0- 0	137	331	293	293	19	19

TOTALS		RPI 1-25		RPI 26-50		W-L RECORDS		RPI 51-100	RPI 101-150		RPI 150+
4- 14		0- 0		0- 1		OVERALL		0- 3	0- 2		4- 8
2- 7		0- 0		0- 0		HOME		0- 1	0- 1		2- 5
1- 6		0- 0		0- 1		AWAY		0- 2	0- 1		1- 2
1- 1		0- 0		0- 0		NEUTRAL		0- 0	0- 0		1- 1
3- 10		0- 0		0- 1		NON-CONFERENCE		0- 1	0- 2		3- 6
2- 5		0- 0		0- 0		HOME		0- 0	0- 1		2- 4
0- 4		0- 0		0- 1		AWAY		0- 1	0- 1		0- 1
1- 1		0- 0		0- 0		NEUTRAL		0- 0	0- 0		1- 1
1- 4		0- 0		0- 0		CONFERENCE		0- 2	0- 0		1- 2
0- 2		0- 0		0- 0		HOME		0- 1	0- 0		0- 1
1- 2		0- 0		0- 0		AWAY		0- 1	0- 0		1- 1
0- 0		0- 0		0- 0		NEUTRAL		0- 0	0- 0		0- 0

U
T
E
P

RPI 1-25				RPI 26-50				RPI 51-100				RPI 101+ Team's RPI: 261			
RPI	S	Opponent	Score	RPI	S	Opponent	Score	RPI	S	Opponent	Score	RPI	S	Opponent	Score
				44	A	New Mexico	51 69	60	A	Arizona	40 62	137	A	Tulsa	45 66
								68	H	Middle Tenn.	49 79	144	H	Portland St.	61 89
								100	A	Rice	42 76	153	H	UAB	48 74
												163	H	Arkansas St.	66 67
												172	H	Abilene Christian	69 70
												180	H	New Mexico St.	65 69
												181	N	Akron	57 64
												190	A	North Texas	51 70
												214	H	Nicholls St.	56 58
												243	N	Western Ill.	84 72
												255	A	UTSA	73 60
												269	H	CSU Bakersfield	53 47
												304	A	Weber St.	63 68
												350	H	Alcorn	77 51

LAST 12 Division I GAMES:															
				68	H	Middle Tenn.	49 79	100	A	Rice	42 76				
				153	H	UAB	48 74	190	A	North Texas	51 70				
				60	A	Arizona	40 62	255	A	UTSA	73 60				
				144	H	Portland St.	61 89	137	A	Tulsa	45 66				
				44	A	New Mexico	51 69	181	N	Akron	57 64				
				163	H	Arkansas St.	66 67	243	N	Western Ill.	84 72				

Non-Div I Games:

UTEP

Average RPI Win: 282
Average RPI Loss: 168

WON-LOST
RECORD

WINNING
PCT. RANK

LAST 10
GAMES

STRENGTH OF
SCHEDULE

OPP. STRENGTH
OF SCHEDULE

TEAM
RPI

ADJ.
RPI

CONF.
RPI

ADJ CONF.
RPI

DIV. I ONLY	7- 9	205	4-6	274	249	248	248	29	29
DIV. I NON-CONF.	4- 7	228	0- 0	160	184	215	215	30	30

TOTALS	RPI 1-25	RPI 26-50	W-L RECORDS	RPI 51-100	RPI 101-150	RPI 150+			
7- 9	0- 2	0- 1	OVERALL	0- 0	0- 0	7- 6			
4- 4	0- 1	0- 0	HOME	0- 0	0- 0	4- 3			
3- 5	0- 1	0- 1	AWAY	0- 0	0- 0	3- 3			
0- 0	0- 0	0- 0	NEUTRAL	0- 0	0- 0	0- 0			
4- 7	0- 2	0- 1	NON-CONFERENCE	0- 0	0- 0	4- 4			
2- 3	0- 1	0- 0	HOME	0- 0	0- 0	2- 2			
2- 4	0- 1	0- 1	AWAY	0- 0	0- 0	2- 2			
0- 0	0- 0	0- 0	NEUTRAL	0- 0	0- 0	0- 0			
3- 2	0- 0	0- 0	CONFERENCE	0- 0	0- 0	3- 2			
2- 1	0- 0	0- 0	HOME	0- 0	0- 0	2- 1			
1- 1	0- 0	0- 0	AWAY	0- 0	0- 0	1- 1			
0- 0	0- 0	0- 0	NEUTRAL	0- 0	0- 0	0- 0			

RPI 1-25				RPI 26-50				RPI 51-100				RPI 101+ Team's RPI: 248			
RPI	S	Opponent	Score	RPI	S	Opponent	Score	RPI	S	Opponent	Score	RPI	S	Opponent	Score
2	A	Baylor	37 98	34	A	Texas A&M	61 84					189	H	Prairie View	57 50
25	H	Texas	66 81									192	A	Massachusetts	70 74
												219	H	Utah Valley	55 57
												241	H	Texas Southern	55 69
												255	A	UTSA	58 61
												264	H	Louisiana	75 60
												269	A	CSU Bakersfield	63 68
												272	A	A&M-Corpus Christi	70 57
												272	H	A&M-Corpus Christi	49 59
												286	H	California Baptist	60 56
												293	A	Canisius	57 53
												335	H	Seattle U	69 56
												337	A	Grand Canyon	66 50
LAST 12 Division I GAMES:															
335	H	Seattle U	69 56	337	A	Grand Canyon	66 50								
219	H	Utah Valley	55 57	269	A	CSU Bakersfield	63 68								
241	H	Texas Southern	55 69	286	H	California Baptist	60 56								
272	A	A&M-Corpus Christi	70 57	2	A	Baylor	37 98								
264	H	Louisiana	75 60	34	A	Texas A&M	61 84								
189	H	Prairie View	57 50	25	H	Texas	66 81								

Non-Div I Games: Texas Lutheran 82 38 UNKNOWN 74 43

UTRGV

Loss, Non-Conf, S Site, H Home A Away N Neutral

Average RPI Win:	245	WON-LOST	WINNING	LAST 10	STRENGTH OF	OPP. STRENGTH	TEAM	ADJ.	CONF.	ADJ CONF.
Average RPI Loss:	143	RECORD	PCT. RANK	GAMES	SCHEDULE	OF SCHEDULE	RPI	RPI	RPI	RPI
DIV. I ONLY	4- 11	283	3-7	100	279	255	255	16	16	
DIV. I NON-CONF.	3- 7	256	0- 0	178	250	288	288	19	19	

TOTALS	RPI 1-25	RPI 26-50	W-L RECORDS	RPI 51-100	RPI 101-150	RPI 150+				
4- 11	0- 1	0- 0	OVERALL	0- 3	0- 3	4- 4				
3- 6	0- 0	0- 0	HOME	0- 1	0- 2	3- 3				
1- 4	0- 1	0- 0	AWAY	0- 2	0- 1	1- 0				
0- 1	0- 0	0- 0	NEUTRAL	0- 0	0- 0	0- 1				
3- 7	0- 1	0- 0	NON-CONFERENCE	0- 1	0- 3	3- 2				
3- 3	0- 0	0- 0	HOME	0- 0	0- 2	3- 1				
0- 3	0- 1	0- 0	AWAY	0- 1	0- 1	0- 0				
0- 1	0- 0	0- 0	NEUTRAL	0- 0	0- 0	0- 1				
1- 4	0- 0	0- 0	CONFERENCE	0- 2	0- 0	1- 2				
0- 3	0- 0	0- 0	HOME	0- 1	0- 0	0- 2				
1- 1	0- 0	0- 0	AWAY	0- 1	0- 0	1- 0				
0- 0	0- 0	0- 0	NEUTRAL	0- 0	0- 0	0- 0				

RPI 1-25				RPI 26-50				RPI 51-100				RPI 101+				Team's RPI: 255
RPI	S	Opponent	Score	RPI	S	Opponent	Score	RPI	S	Opponent	Score	RPI	S	Opponent	Score	
25	A	Texas	54 98					68	H	Middle Tenn.	52 72	124	A	UT Arlington	48 53	
								87	A	Seton Hall	53 84	135	H	Texas St.	60 68	
								100	A	Rice	54 85	149	H	IUPUI	50 58	
												152	H	Utah St.	56 62	
												153	H	UAB	42 59	
												190	A	North Texas	57 54	
												238	H	San Diego	87 77	
												248	H	UTRGV	61 58	
												261	H	UTEP	60 73	
												304	H	Weber St.	66 59	
												316	N	UMBC	58 72	
LAST 12 Division I GAMES:																
153	H	UAB	42 59	190	A	North Texas	57 54									
68	H	Middle Tenn.	52 72	100	A	Rice	54 85									
25	A	Texas	54 98	261	H	UTEP	60 73									
304	H	Weber St.	66 59	124	A	UT Arlington	48 53									
149	H	IUPUI	50 58	238	H	San Diego	87 77									
135	H	Texas St.	60 68	152	H	Utah St.	56 62									

Non-Div I Games: Concordia (TX) 78 51 Tex. A&M-Kingsville 86 55

UTSA

Average RPI Win:	173	WON-LOST	WINNING	LAST 10	STRENGTH OF	OPP. STRENGTH	TEAM	ADJ.	CONF.	ADJ CONF.
Average RPI Loss:	15	RECORD	PCT. RANK	GAMES	SCHEDULE	OF SCHEDULE	RPI	RPI	RPI	RPI
DIV. I ONLY	16- 1	4	9-1	219	34	36	36	2	2	
DIV. I NON-CONF.	11- 0	1	1- 0	323	96	64	64	2	2	

TOTALS	RPI 1-25	RPI 26-50	W-L RECORDS	RPI 51-100	RPI 101-150	RPI 150+				
16- 1	1- 1	0- 0	OVERALL	3- 0	4- 0	8- 0				
9- 1	1- 1	0- 0	HOME	1- 0	3- 0	4- 0				
5- 0	0- 0	0- 0	AWAY	2- 0	1- 0	2- 0				
2- 0	0- 0	0- 0	NEUTRAL	0- 0	0- 0	2- 0				
11- 0	1- 0	0- 0	NON-CONFERENCE	0- 0	2- 0	8- 0				
7- 0	1- 0	0- 0	HOME	0- 0	2- 0	4- 0				
2- 0	0- 0	0- 0	AWAY	0- 0	0- 0	2- 0				
2- 0	0- 0	0- 0	NEUTRAL	0- 0	0- 0	2- 0				
5- 1	0- 1	0- 0	CONFERENCE	3- 0	2- 0	0- 0				
2- 1	0- 1	0- 0	HOME	1- 0	1- 0	0- 0				
3- 0	0- 0	0- 0	AWAY	2- 0	1- 0	0- 0				
0- 0	0- 0	0- 0	NEUTRAL	0- 0	0- 0	0- 0				

RPI 1-25				RPI 26-50				Team's RPI: 36				RPI 51-100				RPI 101+			
RPI	S	Opponent	Score	RPI	S	Opponent	Score	RPI	S	Opponent	Score	RPI	S	Opponent	Score	RPI	S	Opponent	Score
15	H	Arizona St.	63 65									60	H	Arizona	80 64	103	H	Alabama	72 62
20	H	BYU	78 67									98	A	Washington St.	72 68	117	H	Idaho St.	74 60
												99	A	Washington	58 43	122	A	Colorado	76 61
																122	H	Colorado	78 59
																175	A	Eastern Wash.	95 51
																202	N	Florida	74 58
																219	H	Utah Valley	85 47
																258	H	Long Beach St.	82 59
																265	A	Nevada	74 52
																271	N	Hawaii	73 48
																304	H	Weber St.	77 56
																335	H	Seattle U	89 62

										LAST 12 Division I GAMES:									
271	N	Hawaii	73 48	99	A	Washington	58 43												
122	H	Colorado	78 59	98	A	Washington St.	72 68												
304	H	Weber St.	77 56	60	H	Arizona	80 64												
20	H	BYU	78 67	15	H	Arizona St.	63 65												
219	H	Utah Valley	85 47	122	A	Colorado	76 61												
335	H	Seattle U	89 62	202	N	Florida	74 58												

Non-Div I Games:

Utah

Average RPI Win: 203

Average RPI Loss: 103

WON-LOST
RECORDWINNING
PCT. RANKLAST 10
GAMESSTRENGTH OF
SCHEDULEOPP. STRENGTH
OF SCHEDULETEAM
RPIADJ.
RPICONF.
RPIADJ CONF.
RPIDIV. I ONLY
DIV. I NON-CONF.9- 7
4- 6135
2128-2
0- 0201
11743
29152
162152
16213
1113
11

TOTALS

RPI 1-25

RPI 26-50

W-L RECORDS

RPI 51-100

RPI 101-150

RPI 150+

9- 7

0- 2

0- 0

OVERALL

2- 1

0- 3

7- 1

4- 3

0- 2

0- 0

HOME

1- 0

0- 0

3- 1

5- 2

0- 0

0- 0

AWAY

1- 0

0- 2

4- 0

0- 2

0- 0

0- 0

NEUTRAL

0- 1

0- 1

0- 0

4- 6

0- 2

0- 0

NON-CONFERENCE

1- 1

0- 2

3- 1

1- 3

0- 2

0- 0

HOME

0- 0

0- 0

1- 1

3- 1

0- 0

0- 0

AWAY

1- 0

0- 1

2- 0

0- 2

0- 0

0- 0

NEUTRAL

0- 1

0- 1

0- 0

5- 1

0- 0

0- 0

CONFERENCE

1- 0

0- 1

4- 0

3- 0

0- 0

0- 0

HOME

1- 0

0- 0

2- 0

2- 1

0- 0

0- 0

AWAY

0- 0

0- 1

2- 0

0- 0

0- 0

0- 0

NEUTRAL

0- 0

0- 0

0- 0

RPI 1-25

RPI 26-50

RPI 51-100

RPI 101+

Team's RPI: 152

RPI	S	Opponent	Score
5	H	Oregon	58 88
20	H	BYU	57 62

RPI	S	Opponent	Score
-----	---	----------	-------

RPI	S	Opponent	Score
58	N	Southern California	46 55
76	H	Wyoming	50 42
98	A	Washington St.	72 61

RPI	S	Opponent	Score
122	N	Colorado	68 78
125	A	Portland	54 61
133	A	Fresno St.	59 70
188	A	Colorado St.	72 53
190	A	North Texas	57 41
218	A	Air Force	48 44
219	H	Utah Valley	67 62
255	A	UTSA	62 56
258	H	Long Beach St.	48 50
265	H	Nevada	79 76
319	H	San Jose St.	82 49

LAST 12 Division I GAMES:

188	A	Colorado St.	72 53	76	H	Wyoming	50 42
319	H	San Jose St.	82 49	133	A	Fresno St.	59 70
190	A	North Texas	57 41	218	A	Air Force	48 44
255	A	UTSA	62 56	265	H	Nevada	79 76
125	A	Portland	54 61	258	H	Long Beach St.	48 50
122	N	Colorado	68 78	219	H	Utah Valley	67 62

Non-Div I Games:

Northern N.M.

106 35

Utah St.

Average RPI Win:	283	WON-LOST	WINNING	LAST 10	STRENGTH OF	OPP. STRENGTH	TEAM	ADJ.	CONF.	ADJ CONF.
Average RPI Loss:	132	RECORD	PCT. RANK	GAMES	SCHEDULE	OF SCHEDULE	RPI	RPI	RPI	RPI
DIV. I ONLY	7- 8	195	6-4	256	261	219	219	29	29	
DIV. I NON-CONF.	3- 7	256	0- 0	166	200	269	269	30	30	

TOTALS	RPI 1-25	RPI 26-50	W-L RECORDS	RPI 51-100	RPI 101-150	RPI 150+				
7- 8	0- 1	0- 1	OVERALL	0- 0	0- 2	7- 4				
5- 2	0- 1	0- 0	HOME	0- 0	0- 1	5- 0				
2- 6	0- 0	0- 1	AWAY	0- 0	0- 1	2- 4				
0- 0	0- 0	0- 0	NEUTRAL	0- 0	0- 0	0- 0				
3- 7	0- 1	0- 1	NON-CONFERENCE	0- 0	0- 2	3- 3				
3- 2	0- 1	0- 0	HOME	0- 0	0- 1	3- 0				
0- 5	0- 0	0- 1	AWAY	0- 0	0- 1	0- 3				
0- 0	0- 0	0- 0	NEUTRAL	0- 0	0- 0	0- 0				
4- 1	0- 0	0- 0	CONFERENCE	0- 0	0- 0	4- 1				
2- 0	0- 0	0- 0	HOME	0- 0	0- 0	2- 0				
2- 1	0- 0	0- 0	AWAY	0- 0	0- 0	2- 1				
0- 0	0- 0	0- 0	NEUTRAL	0- 0	0- 0	0- 0				

RPI 1-25				RPI 26-50				RPI 51-100				RPI 101+				Team's RPI: 219
RPI	S	Opponent	Score	RPI	S	Opponent	Score	RPI	S	Opponent	Score	RPI	S	Opponent	Score	
20	H	BYU	51 77	36	A	Utah	47 85					117	A	Idaho St.	68 80	
												125	H	Portland	60 65	
												152	A	Utah St.	62 67	
												180	A	New Mexico St.	52 58	
												187	H	UC Riverside	56 53	
												210	A	Southern Utah	59 60	
												213	A	Cal St. Fullerton	55 56	
												248	A	UTRGV	57 55	
												269	H	CSU Bakersfield	78 70	
												301	H	UC Santa Barbara	63 54	
												304	H	Weber St.	65 59	
												335	A	Seattle U	58 55	
												337	H	Grand Canyon	57 46	
LAST 12 Division I GAMES:																
180	A	New Mexico St.	52 58	335	A	Seattle U	58 55									
248	A	UTRGV	57 55	269	H	CSU Bakersfield	78 70									
152	A	Utah St.	62 67	337	H	Grand Canyon	57 46									
117	A	Idaho St.	68 80	213	A	Cal St. Fullerton	55 56									
210	A	Southern Utah	59 60	187	H	UC Riverside	56 53									
36	A	Utah	47 85	304	H	Weber St.	65 59									

Non-Div I Games: Ottawa (AZ) 90 61 La Verne 86 79 Arizona Christian 76 68

Utah Valley

Loss, Non-Conf, S Site, H Home A Away N Neutral

Average RPI Win:	226	WON-LOST	WINNING	LAST 10	STRENGTH OF	OPP. STRENGTH	TEAM	ADJ.	CONF.	ADJ CONF.
Average RPI Loss:	100	RECORD	PCT. RANK	GAMES	SCHEDULE	OF SCHEDULE	RPI	RPI	RPI	RPI
DIV. I ONLY	12- 5	68	7-3	260	147	132	132	17	17	
DIV. I NON-CONF.	8- 5	120	0- 0	219	157	133	133	17	17	

TOTALS	RPI 1-25	RPI 26-50	W-L RECORDS	RPI 51-100	RPI 101-150	RPI 150+				
12- 5	0- 0	0- 1	OVERALL	1- 1	3- 3	8- 0				
6- 1	0- 0	0- 0	HOME	0- 0	2- 1	4- 0				
5- 3	0- 0	0- 1	AWAY	1- 1	1- 1	3- 0				
1- 1	0- 0	0- 0	NEUTRAL	0- 0	0- 1	1- 0				
8- 5	0- 0	0- 1	NON-CONFERENCE	1- 1	2- 3	5- 0				
4- 1	0- 0	0- 0	HOME	0- 0	2- 1	2- 0				
3- 3	0- 0	0- 1	AWAY	1- 1	0- 1	2- 0				
1- 1	0- 0	0- 0	NEUTRAL	0- 0	0- 1	1- 0				
4- 0	0- 0	0- 0	CONFERENCE	0- 0	1- 0	3- 0				
2- 0	0- 0	0- 0	HOME	0- 0	0- 0	2- 0				
2- 0	0- 0	0- 0	AWAY	0- 0	1- 0	1- 0				
0- 0	0- 0	0- 0	NEUTRAL	0- 0	0- 0	0- 0				

RPI	S	Opponent	Score	RPI	S	Opponent	Score	RPI	S	Opponent	Score	RPI	S	Opponent	Score	Team's RPI: 132
41	A	North Carolina	47 59	55	A	Old Dominion	57 60	110	H	Wake Forest	53 40	115	A	Cincinnati	54 66	
				83	A	Georgetown	47 45	128	H	UNCW	58 47	138	A	Fordham	47 44	
								140	H	Radford	49 54	149	N	IUPUI	61 63	
								159	A	William & Mary	72 55	267	A	N.C. A&T	54 48	
								273	H	La Salle	68 38	278	H	Saint Joseph's	59 40	
								281	A	Richmond	68 43	304	N	Weber St.	64 36	
								346	H	Longwood	84 55	347	H	Delaware St.	97 55	

LAST 12 Division I GAMES:																
138	A	Fordham	47 44	273	H	La Salle	68 38									
281	A	Richmond	68 43	278	H	Saint Joseph's	59 40									
115	A	Cincinnati	54 66	347	H	Delaware St.	97 55									
83	A	Georgetown	47 45	267	A	N.C. A&T	54 48									
128	H	UNCW	58 47	140	H	Radford	49 54									
149	N	IUPUI	61 63	55	A	Old Dominion	57 60									

Non-Div I Games:

VCU

Average RPI Win:	304	WON-LOST	WINNING	LAST 10	STRENGTH OF	OPP. STRENGTH	TEAM	ADJ.	CONF.	ADJ CONF.
Average RPI Loss:	174	RECORD	PCT. RANK	GAMES	SCHEDULE	OF SCHEDULE	RPI	RPI	RPI	RPI
DIV. I ONLY	4- 12	289	3-7	278	259	306	306	12	12	
DIV. I NON-CONF.	4- 8	241	0- 0	326	328	324	324	14	14	

TOTALS	RPI 1-25	RPI 26-50	W-L RECORDS	RPI 51-100	RPI 101-150	RPI 150+				
4- 12	0- 1	0- 0	OVERALL	0- 2	0- 2	4- 7				
1- 6	0- 0	0- 0	HOME	0- 1	0- 2	1- 3				
2- 6	0- 1	0- 0	AWAY	0- 1	0- 0	2- 4				
1- 0	0- 0	0- 0	NEUTRAL	0- 0	0- 0	1- 0				
4- 8	0- 0	0- 0	NON-CONFERENCE	0- 1	0- 1	4- 6				
1- 5	0- 0	0- 0	HOME	0- 1	0- 1	1- 3				
2- 3	0- 0	0- 0	AWAY	0- 0	0- 0	2- 3				
1- 0	0- 0	0- 0	NEUTRAL	0- 0	0- 0	1- 0				
0- 4	0- 1	0- 0	CONFERENCE	0- 1	0- 1	0- 1				
0- 1	0- 0	0- 0	HOME	0- 0	0- 1	0- 0				
0- 3	0- 1	0- 0	AWAY	0- 1	0- 0	0- 1				
0- 0	0- 0	0- 0	NEUTRAL	0- 0	0- 0	0- 0				

RPI	S	Opponent	Score	RPI	S	Opponent	Score	RPI	S	Opponent	Score	RPI	S	Opponent	Score
13	A	Drake	53 84					75	A	UNI	52 71	101	H	Mi ami (OH)	47 68
								94	H	Toledo	59 65	150	H	Indiana St.	82 86
												162	A	Illinois	54 73
												169	A	Morehead St.	62 68
												201	H	North Dakota	56 62
												228	H	Bowling Green	72 79
												242	A	Loyol a Chi cago	54 80
												253	H	Eastern Ill.	62 60
												282	N	St. Francis Brooklyn	78 76
												317	H	North Dakota St.	48 51
												336	A	UIC	65 75
												339	A	Purdue Fort Wayne	68 64
												343	A	Chi cago St.	76 70

LAST 12 Division I GAMES:															
150	H	Indiana St.	82 86	75	A	UNI	52 71	242	A	Loyol a Chi cago	54 80	228	H	Bowling Green	72 79
13	A	Drake	53 84					339	A	Purdue Fort Wayne	68 64	317	H	North Dakota St.	48 51
253	H	Eastern Ill.	62 60					101	H	Mi ami (OH)	47 68				
343	A	Chi cago St.	76 70												
94	H	Toledo	59 65												
282	N	St. Francis Brooklyn	78 76												

Non-Div I Games:

Val parai so

Average RPI Win: **269** WON-LOST RECORD WINNING PCT. RANK LAST 10 GAMES STRENGTH OF SCHEDULE OPP. STRENGTH OF SCHEDULE TEAM RPI ADJ. RPI CONF. RPI ADJ. CONF. RPI

Average RPI Loss: **51**

DIV. I ONLY	5- 13	280	2-8	21	101	174	174	6	6
DIV. I NON-CONF.	5- 8	224	0- 0	58	111	172	172	6	6
TOTALS	RPI 1-25	RPI 26-50	W-L RECORDS	RPI 51-100	RPI 101-150	RPI 150+			
5- 13	0- 3	0- 5	OVERALL	0- 4	0- 0	5- 1			
4- 5	0- 1	0- 2	HOME	0- 1	0- 0	4- 1			
1- 5	0- 1	0- 2	AWAY	0- 2	0- 0	1- 0			
0- 3	0- 1	0- 1	NEUTRAL	0- 1	0- 0	0- 0			
5- 8	0- 3	0- 2	NON-CONFERENCE	0- 2	0- 0	5- 1			
4- 2	0- 1	0- 0	HOME	0- 0	0- 0	4- 1			
1- 3	0- 1	0- 1	AWAY	0- 1	0- 0	1- 0			
0- 3	0- 1	0- 1	NEUTRAL	0- 1	0- 0	0- 0			
0- 5	0- 0	0- 3	CONFERENCE	0- 2	0- 0	0- 0			
0- 3	0- 0	0- 2	HOME	0- 1	0- 0	0- 0			
0- 2	0- 0	0- 1	AWAY	0- 1	0- 0	0- 0			
0- 0	0- 0	0- 0	NEUTRAL	0- 0	0- 0	0- 0			

RPI	S	Opponent	Score	RPI	S	Opponent	Score	RPI	S	Opponent	Score	RPI	S	Opponent	Score	Team's RPI: 174
7	A	NC State	54 74	27	A	Kentucky	55 77	61	N	Creighton	55 75	155	H	North Ala.	71 74	
8	N	UConn	42 80	34	H	Texas A&M	43 50	64	A	Arkansas	62 83	186	A	Ball St.	60 43	
18	H	Central Mich.	57 66	38	N	Miami (FL)	65 90	68	A	Middle Tenn.	58 65	224	H	Samford	77 52	
				42	A	Kansas St.	61 72	95	H	Georgia	64 71	302	H	Tennessee St.	89 63	
				48	H	Auburn	70 72					308	H	Austin Peay	99 70	
												325	H	Presbyterian	78 43	
LAST 12 Division I GAMES:																
48	H	Auburn	70 72	34	H	Texas A&M	43 50	61	N	Creighton	55 75	155	H	North Ala.	71 74	
64	A	Arkansas	62 83	95	H	Georgia	64 71	64	A	Arkansas	62 83	186	A	Ball St.	60 43	
18	H	Central Mich.	57 66	27	A	Kentucky	55 77	68	A	Middle Tenn.	58 65	224	H	Samford	77 52	
186	A	Ball St.	60 43	224	H	Samford	77 52	95	H	Georgia	64 71	302	H	Tennessee St.	89 63	
42	A	Kansas St.	61 72	61	N	Creighton	55 75	64	A	Middle Tenn.	58 65	308	H	Austin Peay	99 70	
325	H	Presbyterian	78 43	38	N	Miami (FL)	65 90					325	H	Presbyterian	78 43	

Non-Div I Games:

Vanderbilt

Average RPI Win:	281	WON-LOST	WINNING	LAST 10	STRENGTH OF	OPP. STRENGTH	TEAM	ADJ.	CONF.	ADJ CONF.
Average RPI Loss:	164	RECORD	PCT. RANK	GAMES	SCHEDULE	OF SCHEDULE	RPI	RPI	RPI	RPI

DIV. I ONLY	6- 11	249	3-7	240	268	276	276	23	23
DIV. I NON-CONF.	3- 8	267	0- 1	171	311	285	285	23	23
TOTALS	RPI 1-25	RPI 26-50	W-L RECORDS	RPI 51-100	RPI 101-150	RPI 150+			
6- 11	0- 0	0- 0	OVERALL	0- 3	0- 3	6- 5			
4- 6	0- 0	0- 0	HOME	0- 1	0- 2	4- 3			
2- 5	0- 0	0- 0	AWAY	0- 2	0- 1	2- 2			
0- 0	0- 0	0- 0	NEUTRAL	0- 0	0- 0	0- 0			
3- 8	0- 0	0- 0	NON-CONFERENCE	0- 1	0- 3	3- 4			
2- 5	0- 0	0- 0	HOME	0- 0	0- 2	2- 3			
1- 3	0- 0	0- 0	AWAY	0- 1	0- 1	1- 1			
0- 0	0- 0	0- 0	NEUTRAL	0- 0	0- 0	0- 0			
3- 3	0- 0	0- 0	CONFERENCE	0- 2	0- 0	3- 1			
2- 1	0- 0	0- 0	HOME	0- 1	0- 0	2- 0			
1- 2	0- 0	0- 0	AWAY	0- 1	0- 0	1- 1			
0- 0	0- 0	0- 0	NEUTRAL	0- 0	0- 0	0- 0			

RPI 1-25	RPI 26-50	RPI 51-100	RPI 101+	Team's RPI: 276
RPI S Opponent Score	RPI S Opponent Score	RPI S Opponent Score	RPI S Opponent Score	
		67 H Maine 51 63	119 H Yale 55 58	
		72 A Kansas 36 77	120 A South Fla. 55 102	
		92 A Hartford 32 61	123 H Drexel 44 60	
			173 H Rhode Island 58 61	
			207 H Rider 54 49	
			225 H Dartmouth 42 66	
			226 H Holy Cross 40 65	
			257 A Binghamton 58 57	
			283 H Albany (NY) 52 39	
			293 A Canisius 46 67	
			295 A UMass Lowell 51 54	
			310 H New Hampshire 69 60	
			312 A NJIT 71 63	
			315 H Wagner 56 54	
LAST 12 Division I GAMES:				
123 H Drexel 44 60	310 H New Hampshire 69 60			
257 A Binghamton 58 57	92 A Hartford 32 61			
293 A Canisius 46 67	67 H Maine 51 63			
120 A South Fla. 55 102	283 H Albany (NY) 52 39			
119 H Yale 55 58	295 A UMass Lowell 51 54			
312 A NJIT 71 63	72 A Kansas 36 77			

Non-Div I Games: Norwich 78 28

Vermont

Average RPI Win:	156	WON-LOST	WINNING	LAST 10	STRENGTH OF	OPP. STRENGTH	TEAM	ADJ.	CONF.	ADJ CONF.
Average RPI Loss:	48	RECORD	PCT. RANK	GAMES	SCHEDULE	OF SCHEDULE	RPI	RPI	RPI	RPI
DIV. I ONLY	11- 7	109	5-5	37	51	52	52	5	5	
DIV. I NON-CONF.	9- 2	43	0- 0	92	100	25	25	4	4	

TOTALS	RPI 1-25	RPI 26-50	W-L RECORDS	RPI 51-100	RPI 101-150	RPI 150+				
11- 7	0- 3	0- 1	OVERALL	5- 3	1- 0	5- 0				
6- 3	0- 2	0- 1	HOME	3- 0	0- 0	3- 0				
5- 3	0- 1	0- 0	AWAY	2- 2	1- 0	2- 0				
0- 1	0- 0	0- 0	NEUTRAL	0- 1	0- 0	0- 0				
9- 2	0- 1	0- 0	NON-CONFERENCE	4- 1	1- 0	4- 0				
5- 0	0- 0	0- 0	HOME	3- 0	0- 0	2- 0				
4- 1	0- 1	0- 0	AWAY	1- 0	1- 0	2- 0				
0- 1	0- 0	0- 0	NEUTRAL	0- 1	0- 0	0- 0				
2- 5	0- 2	0- 1	CONFERENCE	1- 2	0- 0	1- 0				
1- 3	0- 2	0- 1	HOME	0- 0	0- 0	1- 0				
1- 2	0- 0	0- 0	AWAY	1- 2	0- 0	0- 0				
0- 0	0- 0	0- 0	NEUTRAL	0- 0	0- 0	0- 0				

RPI 1-25				RPI 26-50				RPI 51-100				Team's RPI : 52				RPI 101+			
RPI	S	Opponent	Score	RPI	S	Opponent	Score	RPI	S	Opponent	Score	RPI	S	Opponent	Score	RPI	S	Opponent	Score
14	H	Marquette	55 91	33	H	DePaul	59 66	61	A	Creighton	54 52	141	A	Lehi gh	70 48				
17	A	UCF	56 71					77	N	Virgini a Tech	59 61	171	H	Xavi er	75 71				
19	H	Butl er	55 63					83	A	Georgetown	63 68	197	A	George Washi ngton	60 45				
								84	A	Penn	58 50	236	H	Temple	76 68				
								86	H	Princeton	67 46	273	H	La Salle	81 68				
								92	H	Hartford	59 41	278	A	Saint Joseph' s	47 35				
								93	A	Provi dence	61 67								
								95	H	Georgi a	62 56								
LAST 12 Division I GAMES:																			
83	A	Georgetown	63 68	33	H	DePaul	59 66	14	H	Marquette	55 91								
84	A	Penn	58 50	93	A	Provi dence	61 67	61	A	Crei ghton	54 52								
95	H	Georgi a	62 56	171	H	Xavi er	75 71	19	H	Butl er	55 63								
236	H	Templ e	76 68																
197	A	George Washi ngton	60 45																
278	A	Sai nt Joseph' s	47 35																

Non-Div I Games:

Villanova

Average RPI Loss: 55

DIV. I ONLY	7- 11	234	4-6	6	47	97	97	1	1
DIV. I NON-CONF.	6- 7	172	0- 0	38	59	127	127	1	1
TOTALS	RPI 1-25	RPI 26-50	W-L RECORDS	RPI 51-100	RPI 101-150	RPI 150+			
7- 11	0- 5	0- 3	OVERALL	2- 0	2- 2	3- 1			
5- 6	0- 4	0- 0	HOME	1- 0	1- 1	3- 1			
1- 4	0- 1	0- 3	AWAY	1- 0	0- 0	0- 0			
1- 1	0- 0	0- 0	NEUTRAL	0- 0	1- 1	0- 0			
6- 7	0- 2	0- 2	NON-CONFERENCE	1- 0	2- 2	3- 1			
4- 4	0- 2	0- 0	HOME	0- 0	1- 1	3- 1			
1- 2	0- 0	0- 2	AWAY	1- 0	0- 0	0- 0			
1- 1	0- 0	0- 0	NEUTRAL	0- 0	1- 1	0- 0			
1- 4	0- 3	0- 1	CONFERENCE	1- 0	0- 0	0- 0			
1- 2	0- 2	0- 0	HOME	1- 0	0- 0	0- 0			
0- 2	0- 1	0- 1	AWAY	0- 0	0- 0	0- 0			
0- 0	0- 0	0- 0	NEUTRAL	0- 0	0- 0	0- 0			

RPI 1-25					RPI 26-50					RPI 51-100					RPI 101+				
RPI	S	Opponent	Score		RPI	S	Opponent	Score		RPI	S	Opponent	Score		RPI	S	Opponent	Score	
6	A	Louisville	43	91	26	A	Michigan St.	66	91	55	A	Old Dominion	73	67	103	N	Alabama	52	64
7	H	NC State	38	66	27	A	Kentucky	51	63	77	H	Virginia Tech	62	58	120	N	South Fla.	74	67
9	H	Mississippi St.	44	72	39	A	Clemson	65	71						131	H	American	57	54
18	H	Central Mich.	61	74											140	H	Radford	44	57
22	H	Florida St.	61	63											164	H	Charlotte	65	61
															209	H	Saint Louis	65	67
															267	H	N.C. A&T	67	57
															298	H	Coppin St.	55	41
LAST 12 Division I GAMES:																			
6	A	Louisville	43	91	77	H	Virginia Tech	62	58										
7	H	NC State	38	66	39	A	Clemson	65	71										
140	H	Radford	44	57	22	H	Florida St.	61	63										
131	H	American	57	54	164	H	Charlotte	65	61										
298	H	Coppin St.	55	41	120	N	South Fla.	74	67										
26	A	Michigan St.	66	91	103	N	Alabama	52	64										

Vi rgi ni a

Average RPI	Win:	195	WON-LOST	WINNING	LAST 10	STRENGTH OF	OPP. STRENGTH	TEAM	ADJ.	CONF.	ADJ CONF.
Average RPI	Loss:	35	RECORD	PCT. RANK	GAMES	SCHEDULE	OF SCHEDULE	RPI	RPI	RPI	RPI
DIV. I ONLY		13- 4		41	6-4	181	26	77	77	1	1
DIV. I NON-CONF.		13- 0		1	0- 0	293	107	48	48	1	1

TOTALS	RPI 1-25		RPI 26-50		W-L RECORDS	RPI 51-100		RPI 101-150		RPI 150+	
13- 4	1- 2		0- 1		OVERALL	2- 1		3- 0		7- 0	
8- 2	1- 2		0- 0		HOME	0- 0		2- 0		5- 0	
1- 2	0- 0		0- 1		AWAY	0- 1		0- 0		1- 0	
4- 0	0- 0		0- 0		NEUTRAL	2- 0		1- 0		1- 0	
13- 0	1- 0		0- 0		NON-CONFERENCE	2- 0		3- 0		7- 0	
8- 0	1- 0		0- 0		HOME	0- 0		2- 0		5- 0	
1- 0	0- 0		0- 0		AWAY	0- 0		0- 0		1- 0	
4- 0	0- 0		0- 0		NEUTRAL	2- 0		1- 0		1- 0	
0- 4	0- 2		0- 1		CONFERENCE	0- 1		0- 0		0- 0	
0- 2	0- 2		0- 0		HOME	0- 0		0- 0		0- 0	
0- 2	0- 0		0- 1		AWAY	0- 1		0- 0		0- 0	
0- 0	0- 0		0- 0		NEUTRAL	0- 0		0- 0		0- 0	

RPI	S	Opponent	Score	RPI	S	Opponent	Score	RPI	S	Opponent	Score	RPI	S	Opponent	Score
1	H	Notre Dame	51 80	38	A	Miami (FL)	61 68	52	N	Villanova	61 59	109	N	Dayton	69 57
4	H	Syracuse	73 75					82	N	Ohio St.	81 73	127	H	Chattanooga	74 59
16	H	Rutgers	67 51					97	A	Virginia	58 62	140	H	Radford	55 44
												251	H	Mt. St. Mary's	83 51
												254	H	Monmouth	82 49
												263	A	Liberty	72 61
												277	H	Ga. Southern	78 49
												281	N	Richmond	85 57
												338	H	USC Upstate	96 45
												346	H	Longwood	93 39

LAST 12 Division I GAMES:															
1	H	Notre Dame	51 80	4	H	Syracuse	73 75	38	A	Miami (FL)	61 68	346	H	Longwood	93 39
97	A	Virginia	58 62	82	N	Ohio St.	81 73	109	N	Dayton	69 57	251	H	Mt. St. Mary's	83 51
140	H	Radford	55 44	251	H	Mt. St. Mary's	83 51								
16	H	Rutgers	67 51												
281	N	Richmond	85 57												
52	N	Villanova	61 59												

Non-Div I Games:

Virginia Tech

Average RPI Win: 308
Average RPI Loss: 223

WON-LOST
RECORD

WINNING
PCT. RANK

LAST 10
GAMES

STRENGTH OF
SCHEDULE

OPP. STRENGTH
OF SCHEDULE

TEAM
RPI

ADJ.
RPI

CONF.
RPI

ADJ CONF.
RPI

DIV. I ONLY	4- 11	283	4-6	275	350	315	315	31	31
DIV. I NON-CONF.	1- 9	326	0- 1	260	343	335	335	31	31
<hr/>									
TOTALS	RPI 1-25	RPI 26-50	W-L RECORDS	RPI 51-100	RPI 101-150	RPI 150+			
4- 11	0- 0	0- 0	OVERALL	0- 1	0- 3	4- 7			
2- 4	0- 0	0- 0	HOME	0- 0	0- 1	2- 3			
2- 6	0- 0	0- 0	AWAY	0- 1	0- 2	2- 3			
0- 1	0- 0	0- 0	NEUTRAL	0- 0	0- 0	0- 1			
1- 9	0- 0	0- 0	NON-CONFERENCE	0- 1	0- 3	1- 5			
0- 3	0- 0	0- 0	HOME	0- 0	0- 1	0- 2			
1- 5	0- 0	0- 0	AWAY	0- 1	0- 2	1- 2			
0- 1	0- 0	0- 0	NEUTRAL	0- 0	0- 0	0- 1			
3- 2	0- 0	0- 0	CONFERENCE	0- 0	0- 0	3- 2			
2- 1	0- 0	0- 0	HOME	0- 0	0- 0	2- 1			
1- 1	0- 0	0- 0	AWAY	0- 0	0- 0	1- 1			
0- 0	0- 0	0- 0	NEUTRAL	0- 0	0- 0	0- 0			

RPI 1-25				RPI 26-50				RPI 51-100				RPI 101+ Team's RPI: 315			
RPI	S	Opponent	Score	RPI	S	Opponent	Score	RPI	S	Opponent	Score	RPI	S	Opponent	Score
								87	A	Seton Hall	40 95	119	H	Yale	41 74
												138	A	Fordham	59 80
												147	A	Stony Brook	45 70
												215	H	Sacred Heart	68 80
												251	H	Mt. St. Mary's	92 76
												266	N	Siena	71 74
												276	A	Vermont	54 56
												282	A	St. Francis Brooklyn	61 76
												287	H	Army West Point	46 61
												291	A	Central Conn. St.	75 63
												305	A	Saint Peter's	57 69
												329	H	Lafayette	43 66
												344	H	Fairleigh Dickinson	71 59
												346	A	Longwood	86 60
<hr/>															
LAST 12 Division I GAMES:															
				266	N	Siena	71 74					344	H	Fairleigh Dickinson	71 59
				251	H	Mt. St. Mary's	92 76					215	H	Sacred Heart	68 80
				305	A	Saint Peter's	57 69					291	A	Central Conn. St.	75 63
				119	H	Yale	41 74					282	A	St. Francis Brooklyn	61 76
				276	A	Vermont	54 56					147	A	Stony Brook	45 70
				329	H	Lafayette	43 66					287	H	Army West Point	46 61

Non-Div I Games: Staten Island 86 59

Wagner

Average RPI Win:	189	WON-LOST	WINNING	LAST 10	STRENGTH OF	OPP. STRENGTH	TEAM	ADJ.	CONF.	ADJ CONF.
Average RPI Loss:	89	RECORD	PCT. RANK	GAMES	SCHEDULE	OF SCHEDULE	RPI	RPI	RPI	RPI
DIV. I ONLY	9- 8	157	6-4	28	166	110	110	1	1	
DIV. I NON-CONF.	9- 4	85	0- 0	69	306	81	81	1	1	

TOTALS	RPI 1-25	RPI 26-50	W-L RECORDS	RPI 51-100	RPI 101-150	RPI 150+				
9- 8	0- 2	0- 2	OVERALL	2- 1	1- 1	6- 2				
7- 4	0- 1	0- 1	HOME	2- 1	1- 0	4- 1				
1- 4	0- 1	0- 1	AWAY	0- 0	0- 1	1- 1				
1- 0	0- 0	0- 0	NEUTRAL	0- 0	0- 0	1- 0				
9- 4	0- 1	0- 0	NON-CONFERENCE	2- 0	1- 1	6- 2				
7- 2	0- 1	0- 0	HOME	2- 0	1- 0	4- 1				
1- 2	0- 0	0- 0	AWAY	0- 0	0- 1	1- 1				
1- 0	0- 0	0- 0	NEUTRAL	0- 0	0- 0	1- 0				
0- 4	0- 1	0- 2	CONFERENCE	0- 1	0- 0	0- 0				
0- 2	0- 0	0- 1	HOME	0- 1	0- 0	0- 0				
0- 2	0- 1	0- 1	AWAY	0- 0	0- 0	0- 0				
0- 0	0- 0	0- 0	NEUTRAL	0- 0	0- 0	0- 0				

RPI 1-25				RPI 26-50				RPI 51-100				RPI 101+ Team's RPI: 110			
RPI	S	Opponent	Score	RPI	S	Opponent	Score	RPI	S	Opponent	Score	RPI	S	Opponent	Score
1	A	Notre Dame	48 78	38	H	Miami (FL)	57 72	54	H	James Madison	50 49	116	H	St. John's (NY)	64 59
24	H	Indiana	73 87	41	A	North Carolina	61 84	85	H	Boston College	64 65	132	A	VCU	40 53
								96	H	Towson	60 53	164	A	Charlotte	69 43
												171	H	Xavier	50 62
												178	H	Mercer	69 54
												220	A	East Carolina	61 70
												244	H	UMES	78 67
												275	H	Norfolk St.	63 61
												281	H	Richmond	62 48
												297	N	South Carolina St.	58 44
LAST 12 Division I GAMES:															
41	A	North Carolina	61 84	85	H	Boston College	64 65	1	A	Notre Dame	48 78	38	H	Miami (FL)	57 72
164	A	Charlotte	69 43	275	H	Norfolk St.	63 61	24	H	Indiana	73 87	297	N	South Carolina St.	58 44
116	H	St. John's (NY)	64 59	54	H	James Madison	50 49	220	A	East Carolina	61 70	244	H	UMES	78 67

Non-Div I Games:

Wake Forest

Average RPI	Win: 174	WON-LOST	WINNING	LAST 10	STRENGTH OF	OPP. STRENGTH	TEAM	ADJ.	CONF.	ADJ CONF.
Average RPI	Loss: 53	RECORD	PCT. RANK	GAMES	SCHEDULE	OF SCHEDULE	RPI	RPI	RPI	RPI
DIV. I ONLY	8- 10	204	3-7	14	69	99	99	2	2	
DIV. I NON-CONF.	7- 5	132	0- 1	70	124	103	103	2	2	

TOTALS	RPI 1-25	RPI 26-50	W-L RECORDS	RPI 51-100	RPI 101-150	RPI 150+				
8- 10	0- 3	1- 2	OVERALL	1- 4	2- 1	4- 0				
6- 4	0- 1	0- 1	HOME	1- 2	2- 0	3- 0				
1- 4	0- 2	0- 1	AWAY	0- 1	0- 0	1- 0				
1- 2	0- 0	1- 0	NEUTRAL	0- 1	0- 1	0- 0				
7- 5	0- 1	1- 0	NON-CONFERENCE	1- 3	1- 1	4- 0				
5- 2	0- 1	0- 0	HOME	1- 1	1- 0	3- 0				
1- 1	0- 0	0- 0	AWAY	0- 1	0- 0	1- 0				
1- 2	0- 0	1- 0	NEUTRAL	0- 1	0- 1	0- 0				
1- 5	0- 2	0- 2	CONFERENCE	0- 1	1- 0	0- 0				
1- 2	0- 0	0- 1	HOME	0- 1	1- 0	0- 0				
0- 3	0- 2	0- 1	AWAY	0- 0	0- 0	0- 0				
0- 0	0- 0	0- 0	NEUTRAL	0- 0	0- 0	0- 0				

RPI 1-25				RPI 26-50				RPI 51-100				Team's RPI: 99	RPI 101+			
RPI	S	Opponent	Score	RPI	S	Opponent	Score	RPI	S	Opponent	Score		RPI	S	Opponent	Score
3	A	Stanford	54 91	30	A	Oregon St.	67 78	57	H	Boise St.	69 73		122	H	Colorado	68 58
5	A	Oregon	71 84	36	H	Utah	43 58	69	N	Michigan	73 80		138	N	Fordham	57 65
9	H	Mississippi St.	56 103	50	N	Duke	71 64	82	H	Ohio St.	69 59		145	H	Montana	69 54
								89	A	Tulane	51 63		199	H	George Mason	81 52
								98	H	Washington St.	76 79		213	H	Cal St. Fullerton	83 74
													249	H	Northern Ariz.	81 59
													335	A	Seattle U	69 58
LAST 12 Division I GAMES:																
57	H	Boise St.	69 73	138	N	Fordham	57 65									
69	N	Michigan	73 80	3	A	Stanford	54 91									
98	H	Washington St.	76 79	36	H	Utah	43 58									
9	H	Mississippi St.	56 103	122	H	Colorado	68 58									
145	H	Montana	69 54	30	A	Oregon St.	67 78									
82	H	Ohio St.	69 59	5	A	Oregon	71 84									

Non-Div I Games:

Washington

Average RPI Win:	154	WON-LOST	WINNING	LAST 10	STRENGTH OF	OPP. STRENGTH	TEAM	ADJ.	CONF.	ADJ CONF.
Average RPI Loss:	64	RECORD	PCT. RANK	GAMES	SCHEDULE	OF SCHEDULE	RPI	RPI	RPI	RPI
DIV. I ONLY	7- 10	220	4-6	15	54	98	98	2	2	
DIV. I NON-CONF.	5- 6	177	1- 0	65	88	157	157	2	2	

TOTALS	RPI 1-25	RPI 26-50	W-L RECORDS	RPI 51-100	RPI 101-150	RPI 150+				
7- 10	0- 2	0- 4	OVERALL	3- 1	1- 1	3- 2				
4- 4	0- 0	0- 2	HOME	2- 0	1- 1	1- 1				
1- 5	0- 2	0- 2	AWAY	1- 0	0- 0	0- 1				
2- 1	0- 0	0- 0	NEUTRAL	0- 1	0- 0	2- 0				
5- 6	0- 1	0- 1	NON-CONFERENCE	2- 1	0- 1	3- 2				
3- 3	0- 0	0- 1	HOME	2- 0	0- 1	1- 1				
0- 2	0- 1	0- 0	AWAY	0- 0	0- 0	0- 1				
2- 1	0- 0	0- 0	NEUTRAL	0- 1	0- 0	2- 0				
2- 4	0- 1	0- 3	CONFERENCE	1- 0	1- 0	0- 0				
1- 1	0- 0	0- 1	HOME	0- 0	1- 0	0- 0				
1- 3	0- 1	0- 2	AWAY	1- 0	0- 0	0- 0				
0- 0	0- 0	0- 0	NEUTRAL	0- 0	0- 0	0- 0				

RPI 1-25				RPI 26-50				RPI 51-100				RPI 101+			
RPI	S	Opponent	Score	RPI	S	Opponent	Score	RPI	S	Opponent	Score	RPI	S	Opponent	Score
5	A	Oregon	58 98	29	A	Cal i forn i a	63 77	57	H	Bo i se St.	95 71	102	H	UC Davi s	62 75
10	A	Gonzaga	53 76	30	A	Oregon St.	69 76	72	N	Kansas	63 71	122	H	Col orado	74 48
				36	H	Utah	68 72	80	H	Nebraska	87 84	152	H	Utah St.	61 72
				49	H	Saint Mary's (CA)	64 70	99	A	Washi ngton	79 76	154	A	CSUN	52 65
												198	N	Jacksonville St.	64 51
												250	H	San Franci sco	91 61
												270	N	Wi chi ta St.	85 59

LAST 12 Di vi si on I GAMES:															
270	N	Wi chi ta St.	85 59	29	A	Cal i forn i a	63 77	122	H	Col orado	74 48	36	H	Utah	68 72
198	N	Jacksonville St.	64 51	72	N	Kansas	63 71	5	A	Oregon	58 98	30	A	Oregon St.	69 76
10	A	Gonzaga	53 76	57	H	Bo i se St.	95 71	99	A	Washi ngton	79 76				
250	H	San Franci sco	91 61												

Non-Di v I Games:

Washington St.

Average RPI Win:	229	WON-LOST	WINNING	LAST 10	STRENGTH OF	OPP. STRENGTH	TEAM	ADJ.	CONF.	ADJ CONF.
Average RPI Loss:	165	RECORD	PCT. RANK	GAMES	SCHEDULE	OF SCHEDULE	RPI	RPI	RPI	RPI
DIV. I ONLY	3- 13	312	1-9	255	175	304	304	15	15	
DIV. I NON-CONF.	2- 7	288	0- 0	271	183	305	305	12	12	
<hr/>										
TOTALS	RPI 1-25	RPI 26-50	W-L RECORDS	RPI 51-100	RPI 101-150	RPI 150+				
3- 13	0- 0	0- 1	OVERALL	0- 0	1- 5	2- 7				
1- 6	0- 0	0- 0	HOME	0- 0	0- 4	1- 2				
2- 6	0- 0	0- 1	AWAY	0- 0	1- 0	1- 5				
0- 1	0- 0	0- 0	NEUTRAL	0- 0	0- 1	0- 0				
2- 7	0- 0	0- 1	NON-CONFERENCE	0- 0	0- 2	2- 4				
1- 2	0- 0	0- 0	HOME	0- 0	0- 1	1- 1				
1- 4	0- 0	0- 1	AWAY	0- 0	0- 0	1- 3				
0- 1	0- 0	0- 0	NEUTRAL	0- 0	0- 1	0- 0				
1- 6	0- 0	0- 0	CONFERENCE	0- 0	1- 3	0- 3				
0- 4	0- 0	0- 0	HOME	0- 0	0- 3	0- 1				
1- 2	0- 0	0- 0	AWAY	0- 0	1- 0	0- 2				
0- 0	0- 0	0- 0	NEUTRAL	0- 0	0- 0	0- 0				

RPI 1-25				RPI 26-50				RPI 51-100				RPI 101+ Team's RPI: 304			
RPI	S	Opponent	Score	RPI	S	Opponent	Score	RPI	S	Opponent	Score	RPI	S	Opponent	Score
				36	A	Utah	56 77					114	A	Northern Colo.	55 54
												117	H	Idaho St.	57 70
												125	H	Portland	73 89
												129	H	Idaho	74 79
												132	N	VCU	36 64
												144	H	Portland St.	59 77
												161	A	Pepperdine	47 68
												175	H	Eastern Wash.	58 64
												187	H	UC Riverside	39 71
												210	A	Southern Utah	79 84
												219	A	Utah Valley	59 65
												249	A	Northern Ariz.	64 74
												255	A	UTSA	59 66
												261	H	UTEP	68 63
												313	A	Incarname Word	72 64
<hr/>															
LAST 12 Division I GAMES:															
				114	A	Northern Colo.	55 54	117	H	Idaho St.	57 70				
				144	H	Portland St.	59 77	210	A	Southern Utah	79 84				
				219	A	Utah Valley	59 65	249	A	Northern Ariz.	64 74				
				36	A	Utah	56 77	129	H	Idaho	74 79				
				161	A	Pepperdine	47 68	175	H	Eastern Wash.	58 64				
				261	H	UTEP	68 63	187	H	UC Riverside	39 71				

Non-Div I Games: La Verne 105 43

Weber St.

Average RPI	Win: 207	WON-LOST RECORD	WINNING PCT. RANK	LAST 10 GAMES	STRENGTH OF SCHEDULE	OPP. STRENGTH OF SCHEDULE	TEAM RPI	ADJ. RPI	CONF. RPI	ADJ CONF. RPI
Average RPI	Loss: 32									
DIV. I ONLY	12- 4	49	8-2	218	38	118	118	3	3	
DIV. I NON-CONF.	9- 2	43	1- 0	335	91	180	180	3	3	

TOTALS	RPI 1-25	RPI 26-50	W-L RECORDS	RPI 51-100	RPI 101-150	RPI 150+				
12- 4	1- 2	0- 1	OVERALL	3- 1	1- 0	7- 0				
9- 2	1- 1	0- 1	HOME	2- 0	0- 0	6- 0				
2- 1	0- 0	0- 0	AWAY	1- 1	1- 0	0- 0				
1- 1	0- 1	0- 0	NEUTRAL	0- 0	0- 0	1- 0				
9- 2	0- 1	0- 1	NON-CONFERENCE	2- 0	0- 0	7- 0				
7- 1	0- 0	0- 1	HOME	1- 0	0- 0	6- 0				
1- 0	0- 0	0- 0	AWAY	1- 0	0- 0	0- 0				
1- 1	0- 1	0- 0	NEUTRAL	0- 0	0- 0	1- 0				
3- 2	1- 1	0- 0	CONFERENCE	1- 1	1- 0	0- 0				
2- 1	1- 1	0- 0	HOME	1- 0	0- 0	0- 0				
1- 1	0- 0	0- 0	AWAY	0- 1	1- 0	0- 0				
0- 0	0- 0	0- 0	NEUTRAL	0- 0	0- 0	0- 0				

RPI	S	Opponent	Score	RPI	S	Opponent	Score	RPI	S	Opponent	Score	RPI	S	Opponent	Score	Team's RPI: 118
11	N	Iowa	81 84	32	H	Missouri	51 68	56	H	Oklahoma St.	67 58	136	A	Oklahoma	66 55	
12	H	Iowa St.	73 64					59	A	TCU	48 62	235	H	Niagara	84 32	
25	H	Texas	58 70					78	A	Pittsburgh	77 43	288	H	Bryant	94 48	
								96	H	Towson	90 43	298	H	Coppin St.	78 37	
												312	H	NJIT	95 50	
												323	H	Eastern Ky.	78 29	
												323	N	Eastern Ky.	81 39	
												330	H	Morgan St.	72 37	

LAST 12 Division I GAMES:																
323	N	Eastern Ky.	81 39	136	A	Oklahoma	66 55	56	H	Oklahoma St.	67 58	25	H	Texas	58 70	
12	H	Iowa St.	73 64	59	A	TCU	48 62	235	H	Niagara	84 32	96	H	Towson	90 43	
330	H	Morgan St.	72 37	78	A	Pittsburgh	77 43									
323	H	Eastern Ky.	78 29	32	H	Missouri	51 68									

Non-Div I Games:

West Virginia

Average RPI Win:	300	WON-LOST	WINNING	LAST 10	STRENGTH OF	OPP. STRENGTH	TEAM	ADJ.	CONF.	ADJ CONF.
Average RPI Loss:	200	RECORD	PCT. RANK	GAMES	SCHEDULE	OF SCHEDULE	RPI	RPI	RPI	RPI
DIV. I ONLY	2- 15	335	2-8	200	345	326	326	24	24	
DIV. I NON-CONF.	2- 11	316	0- 0	164	342	309	309	25	25	

TOTALS	RPI 1-25	RPI 26-50	W-L RECORDS	RPI 51-100	RPI 101-150	RPI 150+				
2- 15	0- 0	0- 2	OVERALL	0- 0	0- 1	2- 12				
1- 6	0- 0	0- 0	HOME	0- 0	0- 0	1- 6				
1- 8	0- 0	0- 2	AWAY	0- 0	0- 1	1- 5				
0- 1	0- 0	0- 0	NEUTRAL	0- 0	0- 0	0- 1				
2- 11	0- 0	0- 2	NON-CONFERENCE	0- 0	0- 1	2- 8				
1- 4	0- 0	0- 0	HOME	0- 0	0- 0	1- 4				
1- 6	0- 0	0- 2	AWAY	0- 0	0- 1	1- 3				
0- 1	0- 0	0- 0	NEUTRAL	0- 0	0- 0	0- 1				
0- 4	0- 0	0- 0	CONFERENCE	0- 0	0- 0	0- 4				
0- 2	0- 0	0- 0	HOME	0- 0	0- 0	0- 2				
0- 2	0- 0	0- 0	AWAY	0- 0	0- 0	0- 2				
0- 0	0- 0	0- 0	NEUTRAL	0- 0	0- 0	0- 0				

RPI 1-25				RPI 26-50				RPI 51-100				RPI 101+ Team's RPI: 326			
RPI	S	Opponent	Score	RPI	S	Opponent	Score	RPI	S	Opponent	Score	RPI	S	Opponent	Score
				27	A	Kentucky	39 99					104	A	Tennessee Tech	58 77
				46	A	Georgia Tech	49 84					155	N	North Ala.	66 89
												178	H	Mercer	67 69
												191	A	UNC Asheville	49 74
												204	A	Coastal Caro.	59 77
												224	H	Samford	42 75
												231	H	Gardner-Webb	52 62
												240	H	Campbell	37 63
												245	A	Furman	55 65
												262	A	Winthrop	65 57
												267	H	N. C. A&T	51 69
												274	A	Wofford	65 91
												297	H	South Carolina St.	39 54
												312	A	NJIT	71 79
												338	H	USC Upstate	68 64

LAST 12 Division I GAMES:															
				224	H	Samford	42 75					245	A	Furman	55 65
				178	H	Mercer	67 69					274	A	Wofford	65 91
				338	H	USC Upstate	68 64					231	H	Gardner-Webb	52 62
				267	H	N. C. A&T	51 69					297	H	South Carolina St.	39 54
				155	N	North Ala.	66 89					262	A	Winthrop	65 57
				312	A	NJIT	71 79					27	A	Kentucky	39 99

Non-Div I Games: Young Harris 63 54

Western Caro.

Average RPI Win:	260	WON-LOST	WINNING	LAST 10	STRENGTH OF	OPP. STRENGTH	TEAM	ADJ.	CONF.	ADJ CONF.
Average RPI Loss:	137	RECORD	PCT. RANK	GAMES	SCHEDULE	OF SCHEDULE	RPI	RPI	RPI	RPI
DIV. I ONLY	6- 12	253	5-5	175	208	243	243	18	18	
DIV. I NON-CONF.	2- 9	297	0- 0	79	177	250	250	16	16	

TOTALS	RPI 1-25	RPI 26-50	W-L RECORDS	RPI 51-100	RPI 101-150	RPI 150+				
6- 12	0- 2	0- 3	OVERALL	0- 0	0- 1	6- 6				
4- 3	0- 1	0- 2	HOME	0- 0	0- 0	4- 0				
1- 6	0- 1	0- 1	AWAY	0- 0	0- 0	1- 4				
1- 3	0- 0	0- 0	NEUTRAL	0- 0	0- 1	1- 2				
2- 9	0- 2	0- 2	NON-CONFERENCE	0- 0	0- 1	2- 4				
1- 2	0- 1	0- 1	HOME	0- 0	0- 0	1- 0				
0- 4	0- 1	0- 1	AWAY	0- 0	0- 0	0- 2				
1- 3	0- 0	0- 0	NEUTRAL	0- 0	0- 1	1- 2				
4- 3	0- 0	0- 1	CONFERENCE	0- 0	0- 0	4- 2				
3- 1	0- 0	0- 1	HOME	0- 0	0- 0	3- 0				
1- 2	0- 0	0- 0	AWAY	0- 0	0- 0	1- 2				
0- 0	0- 0	0- 0	NEUTRAL	0- 0	0- 0	0- 0				

RPI 1-25				RPI 26-50				RPI 51-100				RPI 101+ Team's RPI: 243			
RPI	S	Opponent	Score	RPI	S	Opponent	Score	RPI	S	Opponent	Score	RPI	S	Opponent	Score
13	H	Drake	71 98	28	H	South Dakota St.	84 93					113	N	Northern Ill.	61 86
19	A	Butler	51 92	32	H	Missouri	64 89					158	H	Denver	87 78
				45	A	Purdue	60 81					165	A	Oral Roberts	64 68
												179	A	Bradley	68 82
												201	A	North Dakota	92 80
												217	A	Southeast Mo. St.	71 81
												245	N	Furman	85 78
												253	N	Eastern Ill.	62 64
												261	N	UTEP	72 84
												307	H	Omaha	78 70
												308	H	Austin Peay	77 72
												317	A	North Dakota St.	60 68
												339	H	Purdue Fort Wayne	73 59

LAST 12 Division I GAMES:															
339	H	Purdue Fort Wayne	73 59	201	A	North Dakota	92 80								
307	H	Omaha	78 70	317	A	North Dakota St.	60 68								
261	N	UTEP	72 84	165	A	Oral Roberts	64 68								
113	N	Northern Ill.	61 86	158	H	Denver	87 78								
253	N	Eastern Ill.	62 64	28	H	South Dakota St.	84 93								
179	A	Bradley	68 82	245	N	Furman	85 78								

Non-Div I Games: MacMurray 136 39 William Woods 81 73

Western III.

Average RPI Win:	210	WON-LOST	WINNING	LAST 10	STRENGTH OF	OPP. STRENGTH	TEAM	ADJ.	CONF.	ADJ CONF.
Average RPI Loss:	50	RECORD	PCT. RANK	GAMES	SCHEDULE	OF SCHEDULE	RPI	RPI	RPI	RPI
DIV. I ONLY	9- 8	157	8-2	75	15	108	108	16	16	
DIV. I NON-CONF.	4- 8	241	0- 1	34	3	130	130	19	19	

TOTALS	RPI 1-25	RPI 26-50	W-L RECORDS	RPI 51-100	RPI 101-150	RPI 150+				
9- 8	0- 5	0- 1	OVERALL	1- 0	1- 1	7- 1				
5- 3	0- 2	0- 0	HOME	1- 0	0- 0	4- 1				
3- 3	0- 2	0- 0	AWAY	0- 0	1- 1	2- 0				
1- 2	0- 1	0- 1	NEUTRAL	0- 0	0- 0	1- 0				
4- 8	0- 5	0- 1	NON-CONFERENCE	0- 0	1- 1	3- 1				
2- 3	0- 2	0- 0	HOME	0- 0	0- 0	2- 1				
1- 3	0- 2	0- 0	AWAY	0- 0	1- 1	0- 0				
1- 2	0- 1	0- 1	NEUTRAL	0- 0	0- 0	1- 0				
5- 0	0- 0	0- 0	CONFERENCE	1- 0	0- 0	4- 0				
3- 0	0- 0	0- 0	HOME	1- 0	0- 0	2- 0				
2- 0	0- 0	0- 0	AWAY	0- 0	0- 0	2- 0				
0- 0	0- 0	0- 0	NEUTRAL	0- 0	0- 0	0- 0				

Western Ky.

Western Ky.

RPI 1-25				RPI 26-50				RPI 51-100				RPI 101+ Team's RPI: 108			
RPI	S	Opponent	Score	RPI	S	Opponent	Score	RPI	S	Opponent	Score	RPI	S	Opponent	Score
1	A	Notre Dame	53 94	30	N	Oregon St.	60 74	55	H	Old Domini on	75 60	106	A	Little Rock	68 56
6	H	Louisville	80 102									136	A	Oklahoma	83 90
10	N	Gonzaga	55 76									164	H	Charlotte	76 58
11	H	Iowa	67 104									168	H	Southern Ill.	83 76
18	A	Central Mich.	90 108									186	H	Ball St.	83 86
												229	H	Marshall	85 55
												239	N	ETSU	82 68
												289	A	Fla. Atlantic	81 50
												311	A	FIU	94 82
												330	H	Morgan St.	90 43
LAST 12 Division I GAMES:															
		10 N Gonzaga	55 76			289 A Fla. Atlantic	81 50								
		239 N ETSU	82 68			311 A FIU	94 82								
		186 H Ball St.	83 86			229 H Marshall	85 55								
		106 A Little Rock	68 56			55 H Old Domini on	75 60								
		330 H Morgan St.	90 43			164 H Charlotte	76 58								
		30 N Oregon St.	60 74			1 A Notre Dame	53 94								

Non-Div I Games: Union (TN) 77 65 Bel larmi ne 95 57

Western Ky.

Loss, Non-Conf, S Site, H Home A Away N Neutral

Average RPI Win: 309

Average RPI Loss: 153

WON-LOST
RECORDWINNING
PCT. RANKLAST 10
GAMESSTRENGTH OF
SCHEDULEOPP. STRENGTH
OF SCHEDULETEAM
RPIADJ.
RPICONF.
RPIADJ CONF.
RPI

DIV. I ONLY	6- 9	227	5-5	322	240	294	294	8	8
DIV. I NON-CONF.	5- 5	162	0- 0	350	258	331	331	8	8

TOTALS	RPI 1-25	RPI 26-50	W-L RECORDS	RPI 51-100	RPI 101-150	RPI 150+			
6- 9	0- 0	0- 1	OVERALL	0- 2	0- 0	6- 6			
2- 6	0- 0	0- 1	HOME	0- 2	0- 0	2- 3			
3- 2	0- 0	0- 0	AWAY	0- 0	0- 0	3- 2			
1- 1	0- 0	0- 0	NEUTRAL	0- 0	0- 0	1- 1			
5- 5	0- 0	0- 0	NON-CONFERENCE	0- 1	0- 0	5- 4			
2- 3	0- 0	0- 0	HOME	0- 1	0- 0	2- 2			
2- 1	0- 0	0- 0	AWAY	0- 0	0- 0	2- 1			
1- 1	0- 0	0- 0	NEUTRAL	0- 0	0- 0	1- 1			
1- 4	0- 0	0- 1	CONFERENCE	0- 1	0- 0	1- 2			
0- 3	0- 0	0- 1	HOME	0- 1	0- 0	0- 1			
1- 1	0- 0	0- 0	AWAY	0- 0	0- 0	1- 1			
0- 0	0- 0	0- 0	NEUTRAL	0- 0	0- 0	0- 0			

RPI	S	Opponent	Score	RPI	S	Opponent	Score	RPI	S	Opponent	Score	RPI	S	Opponent	Score
				35	H	Buffal o	59 61	69	H	Michigan	42 79	180	H	New Mexico St.	54 66
								94	H	Tol edo	57 80	181	H	Akron	59 72
												182	A	Eastern Mi ch.	61 64
												194	A	Ole Miss	66 69
												201	N	North Dakota	50 62
												228	A	Bowling Green	84 82
												242	H	Loyol a Chi cago	53 64
												289	A	Fla. Atlantic	69 59
												323	H	Eastern Ky.	64 53
												327	A	Detroit Mercy	54 44
												339	H	Purdue Fort Wayne	69 61
												345	N	Florida A&M	69 50
LAST 12 Division I GAMES:															
				35	H	Buffal o	59 61	182	A	Eastern Mi ch.	61 64				
				94	H	Tol edo	57 80	181	H	Akron	59 72				
				327	A	Detroit Mercy	54 44	228	A	Bowling Green	84 82				
				242	H	Loyol a Chi cago	53 64	345	N	Florida A&M	69 50				
				323	H	Eastern Ky.	64 53	201	N	North Dakota	50 62				
				194	A	Ole Miss	66 69	289	A	Fla. Atlantic	69 59				

Non-Div I Games: Saginaw Valley 75 51

Western Mich.

Average RPI Win:	235	WON-LOST	WINNING	LAST 10	STRENGTH OF	OPP. STRENGTH	TEAM	ADJ.	CONF.	ADJ CONF.
Average RPI Loss:	125	RECORD	PCT. RANK	GAMES	SCHEDULE	OF SCHEDULE	RPI	RPI	RPI	RPI
DIV. I ONLY	7- 10	220	2-8	224	156	270	270	9	9	
DIV. I NON-CONF.	7- 6	153	0- 1	214	150	232	232	9	9	

TOTALS	RPI 1-25	RPI 26-50	W-L RECORDS	RPI 51-100	RPI 101-150	RPI 150+				
7- 10	0- 1	0- 0	OVERALL	0- 4	2- 2	5- 3				
7- 4	0- 0	0- 0	HOME	0- 2	2- 1	5- 1				
0- 3	0- 0	0- 0	AWAY	0- 0	0- 1	0- 2				
0- 3	0- 1	0- 0	NEUTRAL	0- 2	0- 0	0- 0				
7- 6	0- 1	0- 0	NON-CONFERENCE	0- 4	2- 1	5- 0				
7- 3	0- 0	0- 0	HOME	0- 2	2- 1	5- 0				
0- 0	0- 0	0- 0	AWAY	0- 0	0- 0	0- 0				
0- 3	0- 1	0- 0	NEUTRAL	0- 2	0- 0	0- 0				
0- 4	0- 0	0- 0	CONFERENCE	0- 0	0- 1	0- 3				
0- 1	0- 0	0- 0	HOME	0- 0	0- 0	0- 1				
0- 3	0- 0	0- 0	AWAY	0- 0	0- 1	0- 2				
0- 0	0- 0	0- 0	NEUTRAL	0- 0	0- 0	0- 0				

RPI 1-25				RPI 26-50				RPI 51-100				RPI 101+ Team's RPI: 270			
RPI	S	Opponent	Score	RPI	S	Opponent	Score	RPI	S	Opponent	Score	RPI	S	Opponent	Score
21	N	South Dakota	64 73					56	H	Oklahoma St.	47 60	104	H	Tennessee Tech	45 55
								61	H	Creighton	71 83	111	H	Missouri St.	63 60
								74	N	Northwestern	43 65	137	A	Tulsa	49 63
								98	N	Washington St.	59 85	139	H	Louisiana Tech	70 56
												167	H	Grambling	70 61
												216	H	Sam Houston St.	63 55
												220	A	East Carolina	56 78
												222	A	SMU	50 78
												252	H	Memphis	50 71
												322	H	Houston Baptist	68 50
												342	H	Savannah St.	66 50
												348	H	Ark.-Pine Bluff	76 39
LAST 12 Division I GAMES:															
				98	N	Washington St.	59 85	252	H	Memphis	50 71				
				222	A	SMU	50 78	220	A	East Carolina	56 78				
				61	H	Creighton	71 83	137	A	Tulsa	49 63				
				104	H	Tennessee Tech	45 55	342	H	Savannah St.	66 50				
				56	H	Oklahoma St.	47 60	74	N	Northwestern	43 65				
				139	H	Louisiana Tech	70 56	167	H	Grambling	70 61				

Non-Div I Games:

Wichita St.

Average RPI Win:	245	WON-LOST	WINNING	LAST 10	STRENGTH OF	OPP. STRENGTH	TEAM	ADJ.	CONF.	ADJ CONF.
Average RPI Loss:	127	RECORD	PCT. RANK	GAMES	SCHEDULE	OF SCHEDULE	RPI	RPI	RPI	RPI
DIV. I ONLY	9- 6	115	6-4	220	247	159	159	10	10	
DIV. I NON-CONF.	7- 4	109	0- 0	240	266	150	150	13	13	

TOTALS	RPI 1-25	RPI 26-50	W-L RECORDS	RPI 51-100	RPI 101-150	RPI 150+				
9- 6	0- 0	0- 0	OVERALL	0- 3	1- 2	8- 1				
5- 2	0- 0	0- 0	HOME	0- 0	1- 1	4- 1				
4- 4	0- 0	0- 0	AWAY	0- 3	0- 1	4- 0				
0- 0	0- 0	0- 0	NEUTRAL	0- 0	0- 0	0- 0				
7- 4	0- 0	0- 0	NON-CONFERENCE	0- 2	0- 2	7- 0				
4- 1	0- 0	0- 0	HOME	0- 0	0- 1	4- 0				
3- 3	0- 0	0- 0	AWAY	0- 2	0- 1	3- 0				
0- 0	0- 0	0- 0	NEUTRAL	0- 0	0- 0	0- 0				
2- 2	0- 0	0- 0	CONFERENCE	0- 1	1- 0	1- 1				
1- 1	0- 0	0- 0	HOME	0- 0	1- 0	0- 1				
1- 1	0- 0	0- 0	AWAY	0- 1	0- 0	1- 0				
0- 0	0- 0	0- 0	NEUTRAL	0- 0	0- 0	0- 0				

RPI 1-25				RPI 26-50				RPI 51-100				RPI 101+ Team's RPI: 159			
RPI	S	Opponent	Score	RPI	S	Opponent	Score	RPI	S	Opponent	Score	RPI	S	Opponent	Score
								52	A	Northeastern	74 88	128	H	UNCW	70 64
								55	A	Old Dominion	69 83	130	A	Davidsen	65 76
								92	A	Hartford	45 50	132	H	VCU	55 72
												197	H	George Washington	73 59
												220	H	East Carolina	63 43
												223	H	Howard	88 75
												259	A	Hofstra	60 55
												275	A	Norfolk St.	55 44
												281	H	Richmond	65 55
												299	H	Col. of Charleston	54 66
												309	A	Fairfield	60 54
												314	A	Loyola Maryland	65 49
LAST 12 Division I GAMES:															
299	H	Col. of Charleston	54 66	52	A	Northeastern	74 88								
128	H	UNCW	70 64	259	A	Hofstra	60 55								
309	A	Fairfield	60 54	197	H	George Washington	73 59								
92	A	Hartford	45 50	275	A	Norfolk St.	55 44								
220	H	East Carolina	63 43	55	A	Old Dominion	69 83								
130	A	Davidsen	65 76	281	H	Richmond	65 55								

Non-Div I Games:

William & Mary

Average RPI Win:	285	WON-LOST	WINNING	LAST 10	STRENGTH OF	OPP. STRENGTH	TEAM	ADJ.	CONF.	ADJ CONF.
Average RPI Loss:	208	RECORD	PCT. RANK	GAMES	SCHEDULE	OF SCHEDULE	RPI	RPI	RPI	RPI
DIV. I ONLY	8- 8	168	6-4	334	336	262	262	28	28	
DIV. I NON-CONF.	4- 6	212	0- 0	310	325	268	268	29	29	

TOTALS	RPI 1-25	RPI 26-50	W-L RECORDS	RPI 51-100	RPI 101-150	RPI 150+				
8- 8	0- 0	0- 0	OVERALL	0- 2	0- 1	8- 5				
4- 2	0- 0	0- 0	HOME	0- 0	0- 0	4- 2				
4- 6	0- 0	0- 0	AWAY	0- 2	0- 1	4- 3				
0- 0	0- 0	0- 0	NEUTRAL	0- 0	0- 0	0- 0				
4- 6	0- 0	0- 0	NON-CONFERENCE	0- 2	0- 0	4- 4				
2- 1	0- 0	0- 0	HOME	0- 0	0- 0	2- 1				
2- 5	0- 0	0- 0	AWAY	0- 2	0- 0	2- 3				
0- 0	0- 0	0- 0	NEUTRAL	0- 0	0- 0	0- 0				
4- 2	0- 0	0- 0	CONFERENCE	0- 0	0- 1	4- 1				
2- 1	0- 0	0- 0	HOME	0- 0	0- 0	2- 1				
2- 1	0- 0	0- 0	AWAY	0- 0	0- 1	2- 0				
0- 0	0- 0	0- 0	NEUTRAL	0- 0	0- 0	0- 0				

RPI 1-25				RPI 26-50				RPI 51-100				RPI 101+				Team's RPI: 262
RPI	S	Opponent	Score	RPI	S	Opponent	Score	RPI	S	Opponent	Score	RPI	S	Opponent	Score	
								54	A	James Madison	39 56	140	A	Radford	49 70	
								95	A	Georgia	39 85	157	A	Wisconsin	41 76	
												185	H	Elon	58 57	
												231	A	Gardner-Webb	64 62	
												240	A	Campbell	59 46	
												274	A	Wofford	53 70	
												277	A	Ga. Southern	55 64	
												297	A	South Carolina St.	58 50	
												299	A	Col. of Charleston	71 64	
												326	H	Western Caro.	57 65	
												334	H	Charleston So.	57 52	
												338	H	USC Upstate	50 76	
												346	H	Longwood	77 69	
												349	H	N. C. Central	66 41	
LAST 12 Division I GAMES:																
231	A	Gardner-Webb	64 62	140	A	Radford	49 70									
240	A	Campbell	59 46	338	H	USC Upstate	50 76									
185	H	Elon	58 57	334	H	Charleston So.	57 52									
297	A	South Carolina St.	58 50	346	H	Longwood	77 69									
299	A	Col. of Charleston	71 64	326	H	Western Caro.	57 65									
54	A	James Madison	39 56	277	A	Ga. Southern	55 64									

Non-Div I Games: Newberry

63

67

Winthrop

Wisconsin				Through Games Of Jan. 19, 2019						
Average RPI	Win: 225	WON-LOST	WINNING	LAST 10	STRENGTH OF	OPP. STRENGTH	TEAM	ADJ.	CONF.	ADJ CONF.
Average RPI	Loss: 61	RECORD	PCT. RANK	GAMES	SCHEDULE	OF SCHEDULE	RPI	RPI	RPI	RPI
DIV. I ONLY		10- 8	141	4-6	136	97	157	157	4	4
DIV. I NON-CONF.		9- 3	61	0- 0	294	182	163	163	5	5

TOTALS	RPI 1-25		RPI 26-50		W-L RECORDS		RPI 51-100		RPI 101-150	RPI 150+
10- 8	0- 2		1- 2		OVERALL		1- 3		1- 1	7- 0
7- 3	0- 1		1- 1		HOME		0- 1		1- 0	5- 0
1- 4	0- 1		0- 1		AWAY		0- 1		0- 1	1- 0
2- 1	0- 0		0- 0		NEUTRAL		1- 1		0- 0	1- 0
9- 3	0- 0		0- 2		NON-CONFERENCE		1- 1		1- 0	7- 0
6- 1	0- 0		0- 1		HOME		0- 0		1- 0	5- 0
1- 1	0- 0		0- 1		AWAY		0- 0		0- 0	1- 0
2- 1	0- 0		0- 0		NEUTRAL		1- 1		0- 0	1- 0
1- 5	0- 2		1- 0		CONFERENCE		0- 2		0- 1	0- 0
1- 2	0- 1		1- 0		HOME		0- 1		0- 0	0- 0
0- 3	0- 1		0- 0		AWAY		0- 1		0- 1	0- 0
0- 0	0- 0		0- 0		NEUTRAL		0- 0		0- 0	0- 0

RPI 1-25				RPI 26-50				RPI 51-100				RPI 101+ Team's RPI: 157			
RPI	S	Opponent	Score	RPI	S	Opponent	Score	RPI	S	Opponent	Score	RPI	S	Opponent	Score
11	A	Iowa	53 71	45	H	Purdue	76 69	64	N	Arkansas	68 69	112	A	Penn St.	64 71
24	H	Indiana	68 75	47	A	Green Bay	46 55	78	N	Pittsburgh	57 42	149	H	IUPUI	65 64
				50	H	Duke	53 60	88	A	Minnesota	56 74	183	A	Milwaukee	68 57
								88	H	Minnesota	50 78	229	H	Marshall	67 49
												262	H	Winthrop	76 41
												302	N	Tennessee St.	58 53
												317	H	North Dakota St.	64 53
												341	H	Evansville	96 60
												343	H	Chicago St.	85 38

LAST 12 Division I GAMES:															
88	H	Minnesota	50 78	11	A	Iowa	53 71	112	A	Penn St.	64 71				
24	H	Indiana	68 75	45	H	Purdue	76 69	45	H	Purdue	76 69				
47	A	Green Bay	46 55	229	H	Marshall	67 49	88	A	Minnesota	56 74				
50	H	Duke	53 60	50	H	Duke	53 60	341	H	Evansville	96 60				
64	N	Arkansas	68 69	64	N	Arkansas	68 69	343	H	Chicago St.	85 38				

Non-Div I Games:

Wisconsin

Average RPI Win:	294	WON-LOST	WINNING	LAST 10	STRENGTH OF	OPP. STRENGTH	TEAM	ADJ.	CONF.	ADJ CONF.
Average RPI Loss:	176	RECORD	PCT. RANK	GAMES	SCHEDULE	OF SCHEDULE	RPI	RPI	RPI	RPI
DIV. I ONLY	7- 9	205	5-5	343	199	274	274	24	24	
DIV. I NON-CONF.	5- 7	206	0- 0	312	260	248	248	25	25	

TOTALS	RPI 1-25	RPI 26-50	W-L RECORDS	RPI 51-100	RPI 101-150	RPI 150+				
7- 9	0- 0	0- 2	OVERALL	0- 0	0- 2	7- 5				
5- 0	0- 0	0- 0	HOME	0- 0	0- 0	5- 0				
2- 9	0- 0	0- 2	AWAY	0- 0	0- 2	2- 5				
0- 0	0- 0	0- 0	NEUTRAL	0- 0	0- 0	0- 0				
5- 7	0- 0	0- 2	NON-CONFERENCE	0- 0	0- 1	5- 4				
3- 0	0- 0	0- 0	HOME	0- 0	0- 0	3- 0				
2- 7	0- 0	0- 2	AWAY	0- 0	0- 1	2- 4				
0- 0	0- 0	0- 0	NEUTRAL	0- 0	0- 0	0- 0				
2- 2	0- 0	0- 0	CONFERENCE	0- 0	0- 1	2- 1				
2- 0	0- 0	0- 0	HOME	0- 0	0- 0	2- 0				
0- 2	0- 0	0- 0	AWAY	0- 0	0- 1	0- 1				
0- 0	0- 0	0- 0	NEUTRAL	0- 0	0- 0	0- 0				

RPI 1-25				RPI 26-50				RPI 51-100				RPI 101+ Team's RPI: 274			
RPI	S	Opponent	Score	RPI	S	Opponent	Score	RPI	S	Opponent	Score	RPI	S	Opponent	Score
				39	A	Clemson	77 85					107	A	Appalachian St.	70 94
				46	A	Georgia Tech	40 81					127	A	Chattanooga	82 89
												164	A	Charlotte	63 85
												191	A	UNC Asheville	46 60
												231	H	Gardner-Webb	59 53
												239	A	ETSU	79 92
												262	H	Winthrop	70 53
												277	A	Ga. Southern	81 65
												299	H	Col. of Charleston	78 58
												318	H	UNC Greensboro	93 66
												325	A	Presbyterian	50 61
												326	H	Western Caro.	91 65
												346	A	Longwood	101 72
												349	A	N. C. Central	59 66
LAST 12 Division I GAMES:															
239	A	ETSU	79 92	318	H	UNC Greensboro	93 66								
127	A	Chattanooga	82 89	326	H	Western Caro.	91 65								
231	H	Gardner-Webb	59 53	46	A	Georgia Tech	40 81								
191	A	UNC Asheville	46 60	107	A	Appalachian St.	70 94								
262	H	Winthrop	70 53	349	A	N. C. Central	59 66								
299	H	Col. of Charleston	78 58	346	A	Longwood	101 72								

Non-Div I Games: Warren Wilson 107 30 Southern Wesleyan 110 47 Brevard 106 52

Wofford

Average RPI Win: 199 WON-LOST RECORD WINNING PCT. RANK LAST 10 GAMES STRENGTH OF SCHEDULE OPP. STRENGTH OF SCHEDULE TEAM RPI ADJ. RPI CONF. RPI ADJ. CONF. RPI

Average RPI Loss: 127

DIV. I ONLY	12- 5	68	8-2	187	184	79	79	19	19
DIV. I NON-CONF.	7- 4	109	0- 0	150	197	87	87	18	18
TOTALS	RPI 1-25	RPI 26-50	W-L RECORDS	RPI 51-100	RPI 101-150	RPI 150+			
12- 5	0- 0	1- 1	OVERALL	1- 1	3- 1	7- 2			
3- 1	0- 0	1- 0	HOME	1- 1	0- 0	1- 0			
5- 4	0- 0	0- 1	AWAY	0- 0	1- 1	4- 2			
4- 0	0- 0	0- 0	NEUTRAL	0- 0	2- 0	2- 0			
7- 4	0- 0	0- 1	NON-CONFERENCE	1- 1	2- 0	4- 2			
1- 1	0- 0	0- 0	HOME	1- 1	0- 0	0- 0			
2- 3	0- 0	0- 1	AWAY	0- 0	0- 0	2- 2			
4- 0	0- 0	0- 0	NEUTRAL	0- 0	2- 0	2- 0			
5- 1	0- 0	1- 0	CONFERENCE	0- 0	1- 1	3- 0			
2- 0	0- 0	1- 0	HOME	0- 0	0- 0	1- 0			
3- 1	0- 0	0- 0	AWAY	0- 0	1- 1	2- 0			
0- 0	0- 0	0- 0	NEUTRAL	0- 0	0- 0	0- 0			

RPI S Opponent Score	RPI S Opponent Score	RPI S Opponent Score	Team's RPI: 79	RPI S Opponent Score
26 A Michigan St. 68 84	71 H Belmont 63 79	104 A Youngstown St. 68 83		
47 H Green Bay 85 67	73 H Kent St. 61 55	123 N Drexel 71 63		
		126 N Marist 76 60		
		149 A IUPUI 78 75		
		164 A Charlotte 85 88		
		183 H Milwaukee 61 57		
		227 A UNLV 68 52		
		246 N Stetson 57 44		
		259 N Hofstra 93 64		
		269 A CSU Bakersfield 74 76		
		280 A Northern Ky. 61 55		
		336 A UIC 79 46		
		340 A Manhattan 60 44		
LAST 12 Division I GAMES:				
104 A Youngstown St. 68 83	183 H Milwaukee 61 57			
280 A Northern Ky. 61 55	47 H Green Bay 85 67			
123 N Drexel 71 63	336 A UIC 79 46			
73 H Kent St. 61 55	149 A IUPUI 78 75			
126 N Marist 76 60	164 A Charlotte 85 88			
246 N Stetson 57 44	340 A Manhattan 60 44			

Non-Div I Games: Kentucky St. 83 53

Wright St.

Average RPI Loss: 73

DIV. I ONLY	7- 5	129	6-4	36	125	76	76	13	13
DIV. I NON-CONF.	5- 2	82	0- 0	40	76	29	29	11	11
TOTALS	RPI 1-25	RPI 26-50	W-L RECORDS	RPI 51-100	RPI 101-150	RPI 150+			
7- 5	0- 0	1- 2	OVERALL	0- 2	1- 0	5- 1			
6- 1	0- 0	1- 1	HOME	0- 0	1- 0	4- 0			
0- 4	0- 0	0- 1	AWAY	0- 2	0- 0	0- 1			
1- 0	0- 0	0- 0	NEUTRAL	0- 0	0- 0	1- 0			
5- 2	0- 0	1- 1	NON-CONFERENCE	0- 1	1- 0	3- 0			
4- 0	0- 0	1- 0	HOME	0- 0	1- 0	2- 0			
0- 2	0- 0	0- 1	AWAY	0- 1	0- 0	0- 0			
1- 0	0- 0	0- 0	NEUTRAL	0- 0	0- 0	1- 0			
2- 3	0- 0	0- 1	CONFERENCE	0- 1	0- 0	2- 1			
2- 1	0- 0	0- 1	HOME	0- 0	0- 0	2- 0			
0- 2	0- 0	0- 0	AWAY	0- 1	0- 0	0- 1			
0- 0	0- 0	0- 0	NEUTRAL	0- 0	0- 0	0- 0			

RPI 1-25				RPI 26-50				RPI 51-100				RPI 101+			
RPI	S	Opponent	Score	RPI	S	Opponent	Score	RPI	S	Opponent	Score	RPI	S	Opponent	Score
				28	H	South Dakota St.	77 70	57	A	Boise St.	64 72	129	H	Idaho	64 61
				44	H	New Mexico	75 78	65	A	Pacific	64 70	151	H	Montana St.	66 58
				49	A	Saint Mary's (CA)	84 90					152	A	Utah St.	42 50
												158	H	Denver	78 74
												190	N	North Texas	53 49
												206	H	San Diego St.	87 45
												227	H	UNLV	90 62
LAST 12 Division I GAMES:															
				44	H	New Mexico	75 78	206	H	San Diego St.	87 45				
				152	A	Utah St.	42 50	227	H	UNLV	90 62				
				151	H	Montana St.	66 58	57	A	Boise St.	64 72				
				65	A	Pacific	64 70	28	H	South Dakota St.	77 70				
				190	N	North Texas	53 49	129	H	Idaho	64 61				
				49	A	Saint Mary's (CA)	84 90	158	H	Denver	78 74				

Wyoming

Average RPI Win:	220	WON-LOST	WINNING	LAST 10	STRENGTH OF	OPP. STRENGTH	TEAM	ADJ.	CONF.	ADJ CONF.
Average RPI Loss:	76	RECORD	PCT. RANK	GAMES	SCHEDULE	OF SCHEDULE	RPI	RPI	RPI	RPI
DIV. I ONLY	10- 7	122	4-6	179	115	171	171	5	5	
DIV. I NON-CONF.	9- 2	43	0- 0	272	233	122	122	4	4	

TOTALS	RPI 1-25	RPI 26-50	W-L RECORDS	RPI 51-100	RPI 101-150	RPI 150+				
10- 7	0- 1	0- 0	OVERALL	1- 4	2- 2	7- 0				
9- 3	0- 1	0- 0	HOME	1- 1	1- 1	7- 0				
1- 4	0- 0	0- 0	AWAY	0- 3	1- 1	0- 0				
0- 0	0- 0	0- 0	NEUTRAL	0- 0	0- 0	0- 0				
9- 2	0- 0	0- 0	NON-CONFERENCE	0- 1	2- 1	7- 0				
8- 1	0- 0	0- 0	HOME	0- 1	1- 0	7- 0				
1- 1	0- 0	0- 0	AWAY	0- 0	1- 1	0- 0				
0- 0	0- 0	0- 0	NEUTRAL	0- 0	0- 0	0- 0				
1- 5	0- 1	0- 0	CONFERENCE	1- 3	0- 1	0- 0				
1- 2	0- 1	0- 0	HOME	1- 0	0- 1	0- 0				
0- 3	0- 0	0- 0	AWAY	0- 3	0- 0	0- 0				
0- 0	0- 0	0- 0	NEUTRAL	0- 0	0- 0	0- 0				

RPI 1-25				RPI 26-50				RPI 51-100				RPI 101+				Team's RPI: 171
RPI	S	Opponent	Score	RPI	S	Opponent	Score	RPI	S	Opponent	Score	RPI	S	Opponent	Score	
19	H	Butler	41 63					52	A	Villanova	71 75	104	H	Tennessee Tech	70 60	
								61	A	Creighton	62 66	110	A	Wake Forest	62 50	
								83	A	Georgetown	61 68	115	A	Cincinnati	61 79	
								87	H	Seton Hall	63 62	116	H	St. John's (NY)	57 76	
								88	H	Minnesota	53 78	155	H	North Ala.	94 81	
												228	H	Bowling Green	65 49	
												230	H	Alabama St.	87 58	
												284	H	New Orleans	61 45	
												309	H	Fairfield	48 35	
												343	H	Chicago St.	91 57	
												347	H	Delaware St.	80 59	

LAST 12 Division I GAMES:																
61	A	Creighton	62 66	87	H	Seton Hall	63 62									
19	H	Butler	41 63	116	H	St. John's (NY)	57 76									
115	A	Cincinnati	61 79	52	A	Villanova	71 75									
347	H	Delaware St.	80 59	83	A	Georgetown	61 68									
155	H	North Ala.	94 81	284	H	New Orleans	61 45									
228	H	Bowling Green	65 49	230	H	Alabama St.	87 58									

Non-Div I Games:

Xavier

Average RPI	Win:	252	WON-LOST	WINNING	LAST 10	STRENGTH OF	OPP. STRENGTH	TEAM	ADJ.	CONF.	ADJ CONF.
Average RPI	Loss:	123	RECORD	PCT. RANK	GAMES	SCHEDULE	OF SCHEDULE	RPI	RPI	RPI	RPI
DIV. I ONLY		10- 6		99	7-3	209	281	119	119	11	11
DIV. I NON-CONF.		10- 5		91	1- 0	208	286	94	94	10	10

TOTALS	RPI 1-25		RPI 26-50		W-L RECORDS	RPI 51-100		RPI 101-150		RPI 150+	
10- 6	0- 0		0- 0		OVERALL	0- 2		1- 3		9- 1	
3- 0	0- 0		0- 0		HOME	0- 0		0- 0		3- 0	
4- 6	0- 0		0- 0		AWAY	0- 2		1- 3		3- 1	
3- 0	0- 0		0- 0		NEUTRAL	0- 0		0- 0		3- 0	
10- 5	0- 0		0- 0		NON-CONFERENCE	0- 2		1- 3		9- 0	
3- 0	0- 0		0- 0		HOME	0- 0		0- 0		3- 0	
4- 5	0- 0		0- 0		AWAY	0- 2		1- 3		3- 0	
3- 0	0- 0		0- 0		NEUTRAL	0- 0		0- 0		3- 0	
0- 1	0- 0		0- 0		CONFERENCE	0- 0		0- 0		0- 1	
0- 0	0- 0		0- 0		HOME	0- 0		0- 0		0- 0	
0- 1	0- 0		0- 0		AWAY	0- 0		0- 0		0- 1	
0- 0	0- 0		0- 0		NEUTRAL	0- 0		0- 0		0- 0	

RPI 1-25				RPI 26-50				RPI 51-100				RPI 101+				Team's RPI: 119	
RPI	S	Opponent	Score	RPI	S	Opponent	Score	RPI	S	Opponent	Score	RPI	S	Opponent	Score		
								91	A	SFA	57	67	104	A	Youngstown St.	58	56
								93	A	Provi dence	42	59	113	A	Northern Ill.	80	89
													115	A	Cincinnati	52	66
													116	A	St. John's (NY)	52	56
													209	N	Saint Louis	58	52
													211	A	Brown	71	86
													232	H	Colgate	80	61
													235	N	Niagara	67	64
													267	N	N. C. A&T	59	49
													276	A	Vermont	58	55
													287	A	Army West Point	62	51
													291	H	Central Conn. St.	58	46
													305	H	Saint Peter's	72	56
													315	A	Wagner	74	41
LAST 12 Division I GAMES:																	
267	N	N. C. A&T	59	49	235	N	Niagara	67	64								
91	A	SFA	57	67	211	A	Brown	71	86								
116	A	St. John's (NY)	52	56	209	N	Saint Louis	58	52								
305	H	Saint Peter's	72	56	291	H	Central Conn. St.	58	46								
93	A	Provi dence	42	59	287	A	Army West Point	62	51								
315	A	Wagner	74	41	276	A	Vermont	58	55								

Non-Div I Games:

Yale

Average RPI Win:	224	WON-LOST	WINNING	LAST 10	STRENGTH OF	OPP. STRENGTH	TEAM	ADJ.	CONF.	ADJ CONF.
Average RPI Loss:	95	RECORD	PCT. RANK	GAMES	SCHEDULE	OF SCHEDULE	RPI	RPI	RPI	RPI

DIV. I ONLY	11- 5	77	7-3	188	231	104	104	19	19
DIV. I NON-CONF.	6- 3	91	0- 0	86	261	71	71	18	18

TOTALS	RPI 1-25	RPI 26-50	W-L RECORDS	RPI 51-100	RPI 101-150	RPI 150+			
11- 5	0- 0	0- 1	OVERALL	2- 2	1- 1	8- 1			
7- 1	0- 0	0- 0	HOME	1- 0	1- 1	5- 0			
4- 4	0- 0	0- 1	AWAY	1- 2	0- 0	3- 1			
0- 0	0- 0	0- 0	NEUTRAL	0- 0	0- 0	0- 0			
6- 3	0- 0	0- 0	NON-CONFERENCE	1- 2	0- 1	5- 0			
4- 1	0- 0	0- 0	HOME	0- 0	0- 1	4- 0			
2- 2	0- 0	0- 0	AWAY	1- 2	0- 0	1- 0			
0- 0	0- 0	0- 0	NEUTRAL	0- 0	0- 0	0- 0			
5- 2	0- 0	0- 1	CONFERENCE	1- 0	1- 0	3- 1			
3- 0	0- 0	0- 0	HOME	1- 0	1- 0	1- 0			
2- 2	0- 0	0- 1	AWAY	0- 0	0- 0	2- 1			
0- 0	0- 0	0- 0	NEUTRAL	0- 0	0- 0	0- 0			

RPI 1-25	RPI 26-50	RPI 51-100	RPI 101+	Team's RPI: 104
RPI S Opponent Score	RPI S Opponent Score	RPI S Opponent Score	RPI S Opponent Score	
	47 Green Bay 42 60	51 Bucknell 68 73	119 Yale 56 58	
		73 Kent St. 34 62	149 IUPUI 70 52	
		78 Pittsburgh 64 55	181 Akron 72 61	
		79 Wright St. 83 68	183 Milwaukee 68 71	
			234 Saint Francis (PA) 80 56	
			242 Loyola Chi cago 74 63	
			256 Robert Morris 69 59	
			292 Oakland 69 55	
			293 Canisius 62 36	
			327 Detroit Mercy 85 59	
			336 UIC 81 29	
LAST 12 Division I GAMES:				
	79 Wright St. 83 68	183 Milwaukee 68 71		
	47 Green Bay 42 60	149 IUPUI 70 52		
	234 Saint Francis (PA) 80 56	336 UIC 81 29		
	293 Canisius 62 36	292 Oakland 69 55		
	181 Akron 72 61	327 Detroit Mercy 85 59		
	119 Yale 56 58	51 Bucknell 68 73		

Non-Div I Games: Thiel 76 53 Carlow 90 31

Youngstown St.